

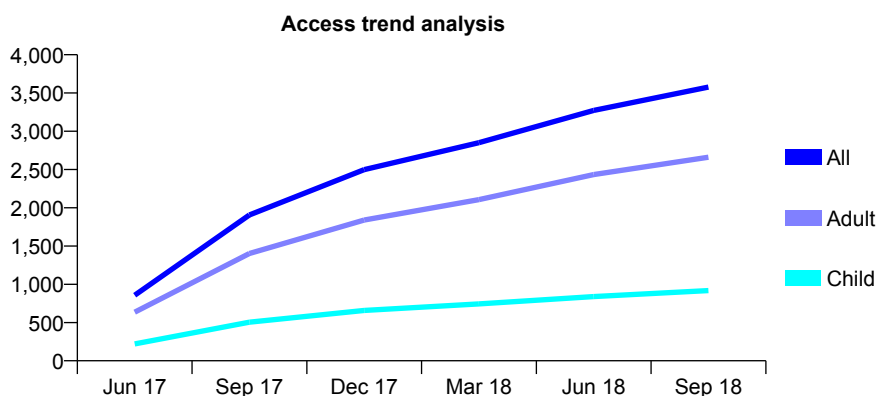
Q52 - Vital Signs At a Glance Contract Report for 100432/0000 - September 2018

Name or company name	Great Horton DentCare Limited
Contract type name	PDS Contract
Purpose of contract	General
Contract start date	01/05/2017
Contract end date	30/04/2020

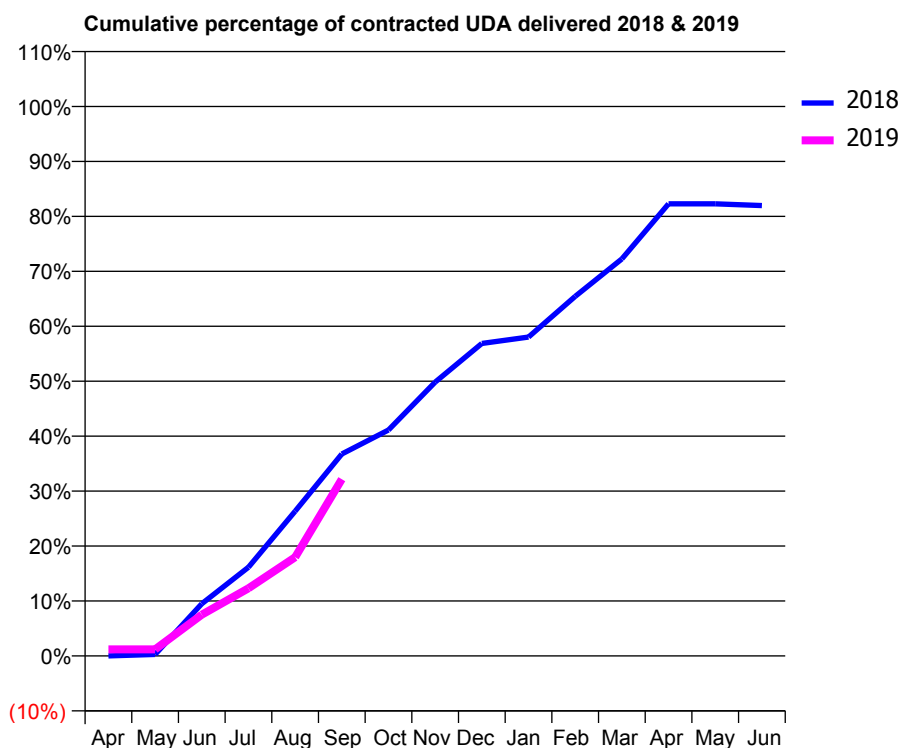
18/19 Contracted general activity (UDA)	14,166
Carry forward general activity (UDA)	0
18/19 Contracted orthodontic activity (UOA)	0
Carry forward orthodontic activity (UOA)	0
Baseline contract value	£388,495.10

ACCESS*

Patients seen in 24 months	Total	Change since previous quarter
Quarter ending September 2017	1,906	
Quarter ending December 2017	2,498	↑
Quarter ending March 2018	2,851	↑
Quarter ending June 2018	3,273	↑
Quarter ending September 2018	3,578	↑
Variance since September 2017	87.7%	↑



ACTIVITY



Month	Adjusted Scheduled Activity (UDA)	
	2018	2019
April	0	172
May	37	172
June	1,284	1,064
July	2,183	1,746
August	3,559	2,544
September	4,965	4,555
October	5,555	-
November	6,732	-
December	7,680	-
January	7,840	-
February	8,840	-
March	9,760	-
April	11,112	-
May	11,112	-
June	11,071	-

QUALITY

	Quantity	Base Number	Contract	AT	Region	England
% of FP17s for the same patient ID Re-attending within 3 months - Children	44	687	6.4%	10.1%	12.2%	11.6%
% of FP17s for the same patient ID Re-attending within 3 months - Adults	204	1,995	10.2%	13.7%	15.8%	15.5%
% of FP17s for the same patient ID Re-attending between 3 & 9 months - Children	275	687	40.0%	61.7%	60.3%	58.8%
% of FP17s for the same patient ID Re-attending between 3 & 9 months - Adults	976	1,995	48.9%	55.5%	53.5%	51.1%
% of FP17s for Band 1 Urgent Courses	81	2,135	3.8%	8.2%	9.1%	9.0%
% of FP17s Relating to Free Repair or Replacements	25	2,135	1.2%	0.8%	1.0%	0.8%
% of FP17s Relating to Continuations	34	2,135	1.6%	1.0%	1.0%	0.9%
% of Patients satisfied with the dentistry they have received	1	1	N/A	92.3%	93.6%	93.3%
% of Patients satisfied with the time they had to wait for an appointment	1	1	N/A	88.3%	89.8%	88.9%

* This is based on patients treated on this contract for their most recent course of treatment. Figures in italics indicate the base number of FP17s or Patient Questionnaire responses are less than 100. N/A is shown where the base number of responses is less than 10 during the period. % is calculated as Quantity/Base number*100

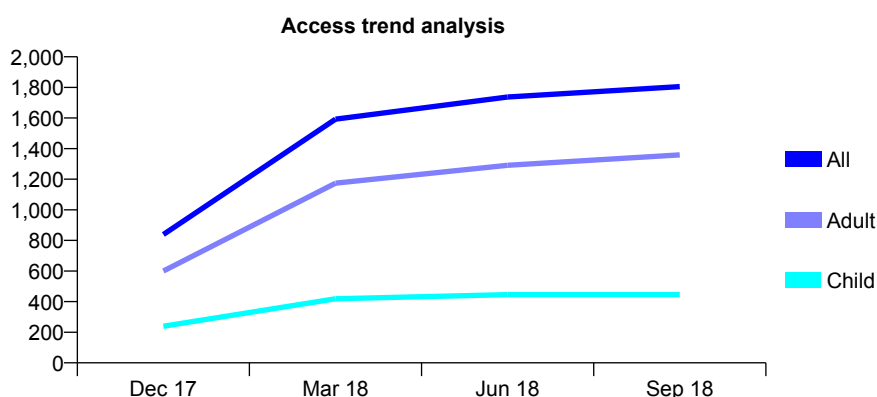
Q52 - Vital Signs At a Glance Contract Report for 100490/0000 - September 2018

Name or company name	Imtiaz Khajwal & Mohammed Bala
Contract type name	GDS Contract
Purpose of contract	General
Contract start date	01/09/2017
Contract end date	

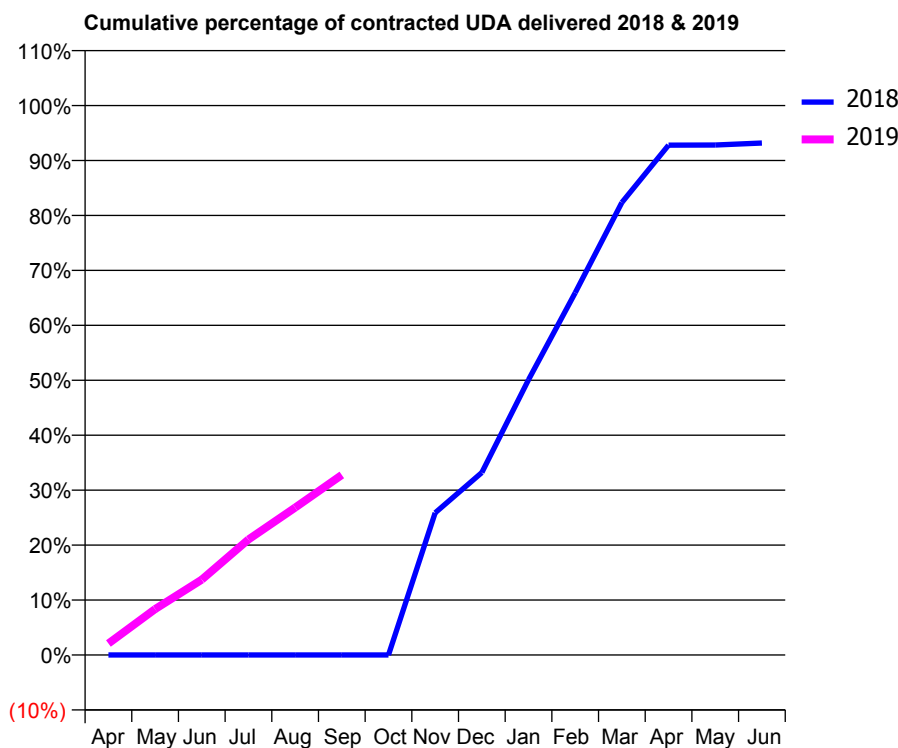
18/19 Contracted general activity (UDA)	6,899
Carry forward general activity (UDA)	0
18/19 Contracted orthodontic activity (UOA)	0
Carry forward orthodontic activity (UOA)	0
Baseline contract value	£197,610.02

ACCESS*

Patients seen in 24 months	Total	Change since previous quarter
Quarter ending September 2017	0	
Quarter ending December 2017	839	↑
Quarter ending March 2018	1,593	↑
Quarter ending June 2018	1,737	↑
Quarter ending September 2018	1,805	↑
Variance since September 2017	N/A	



ACTIVITY



Month	Adjusted Scheduled Activity (UDA)	
	2018	2019
April	0	145
May	0	577
June	0	946
July	0	1,451
August	0	1,850
September	0	2,262
October	0	
November	1,042	
December	1,337	
January	2,016	
February	2,652	
March	3,314	
April	3,734	
May	3,735	
June	3,749	

QUALITY

	Quantity	Base Number	Contract	AT	Region	England
% of FP17s for the same patient ID Re-attending within 3 months - Children	25	408	6.1%	10.1%	12.2%	11.6%
% of FP17s for the same patient ID Re-attending within 3 months - Adults	121	1,127	10.7%	13.7%	15.8%	15.5%
% of FP17s for the same patient ID Re-attending between 3 & 9 months - Children	272	408	66.7%	61.7%	60.3%	58.8%
% of FP17s for the same patient ID Re-attending between 3 & 9 months - Adults	700	1,127	62.1%	55.5%	53.5%	51.1%
% of FP17s for Band 1 Urgent Courses	59	1,365	4.3%	8.2%	9.1%	9.0%
% of FP17s Relating to Free Repair or Replacements	4	1,365	0.3%	0.8%	1.0%	0.8%
% of FP17s Relating to Continuations	9	1,365	0.7%	1.0%	1.0%	0.9%
% of Patients satisfied with the dentistry they have received	0	0	N/A	92.3%	93.6%	93.3%
% of Patients satisfied with the time they had to wait for an appointment	0	0	N/A	88.3%	89.8%	88.9%

* This is based on patients treated on this contract for their most recent course of treatment. Figures in italics indicate the base number of FP17s or Patient Questionnaire responses are less than 100. N/A is shown where the base number of responses is less than 10 during the period. % is calculated as Quantity/Base number*100

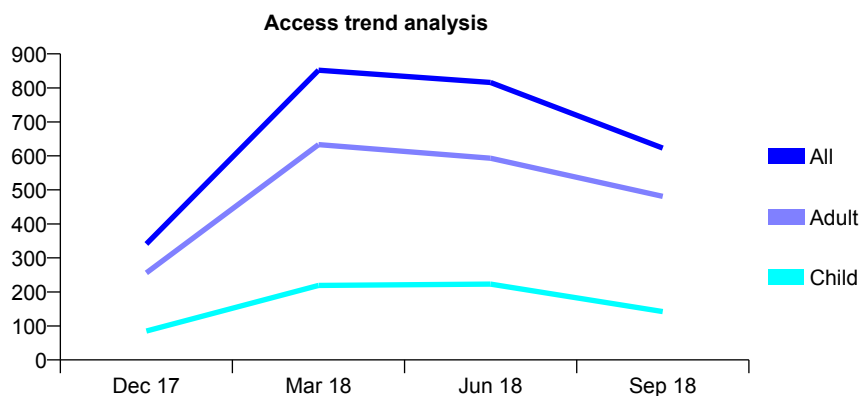
Q52 - Vital Signs At a Glance Contract Report for 100529/0000 - September 2018

Name or company name	MRS M HAMER
Contract type name	GDS Contract
Purpose of contract	General
Contract start date	01/10/2017
Contract end date	31/03/2019

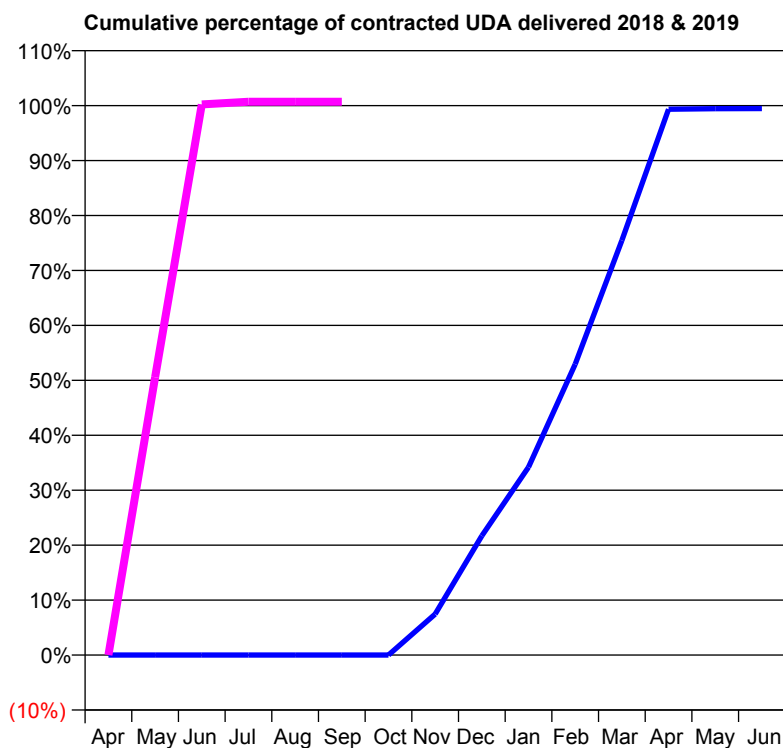
18/19 Contracted general activity (UDA)	400
Carry forward general activity (UDA)	0
18/19 Contracted orthodontic activity (UOA)	0
Carry forward orthodontic activity (UOA)	0
Baseline contract value	£11,320.83

ACCESS*

Patients seen in 24 months	Total	Change since previous quarter
Quarter ending September 2017	0	
Quarter ending December 2017	341	↑
Quarter ending March 2018	852	↑
Quarter ending June 2018	816	↓
Quarter ending September 2018	623	↓
Variance since September 2017	N/A	



ACTIVITY



Month	Adjusted Scheduled Activity (UDA)	
	2018	2019
April	0	0
May	0	202
June	0	401
July	0	403
August	0	403
September	0	403
October	0	
November	186	
December	543	
January	855	
February	1,323	
March	1,886	
April	2,484	
May	2,486	
June	2,487	

QUALITY

	Quantity	Base Number	Contract	AT	Region	England
% of FP17s for the same patient ID Re-attending within 3 months - Children	6	121	5.0%	10.1%	12.2%	11.6%
% of FP17s for the same patient ID Re-attending within 3 months - Adults	33	310	10.6%	13.7%	15.8%	15.5%
% of FP17s for the same patient ID Re-attending between 3 & 9 months - Children	39	121	32.2%	61.7%	60.3%	58.8%
% of FP17s for the same patient ID Re-attending between 3 & 9 months - Adults	100	310	32.3%	55.5%	53.5%	51.1%
% of FP17s for Band 1 Urgent Courses	14	203	6.9%	8.2%	9.1%	9.0%
% of FP17s Relating to Free Repair or Replacements	0	203	0.0%	0.8%	1.0%	0.8%
% of FP17s Relating to Continuations	1	203	0.5%	1.0%	1.0%	0.9%
% of Patients satisfied with the dentistry they have received	0	0	N/A	92.3%	93.6%	93.3%
% of Patients satisfied with the time they had to wait for an appointment	0	0	N/A	88.3%	89.8%	88.9%

* This is based on patients treated on this contract for their most recent course of treatment. Figures in italics indicate the base number of FP17s or Patient Questionnaire responses are less than 100. N/A is shown where the base number of responses is less than 10 during the period. % is calculated as Quantity/Base number*100

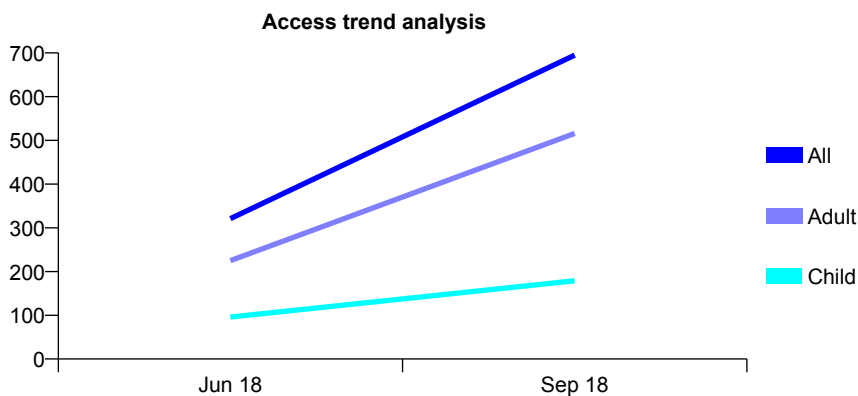
Q52 - Vital Signs At a Glance Contract Report for 100612/0000 - September 2018

Name or company name	C.J. Harker & Associates Ltd
Contract type name	PDS Contract
Purpose of contract	General
Contract start date	01/04/2018
Contract end date	31/03/2019

18/19 Contracted general activity (UDA)	6,000
Carry forward general activity (UDA)	0
18/19 Contracted orthodontic activity (UOA)	0
Carry forward orthodontic activity (UOA)	0
Baseline contract value	£169,800.00

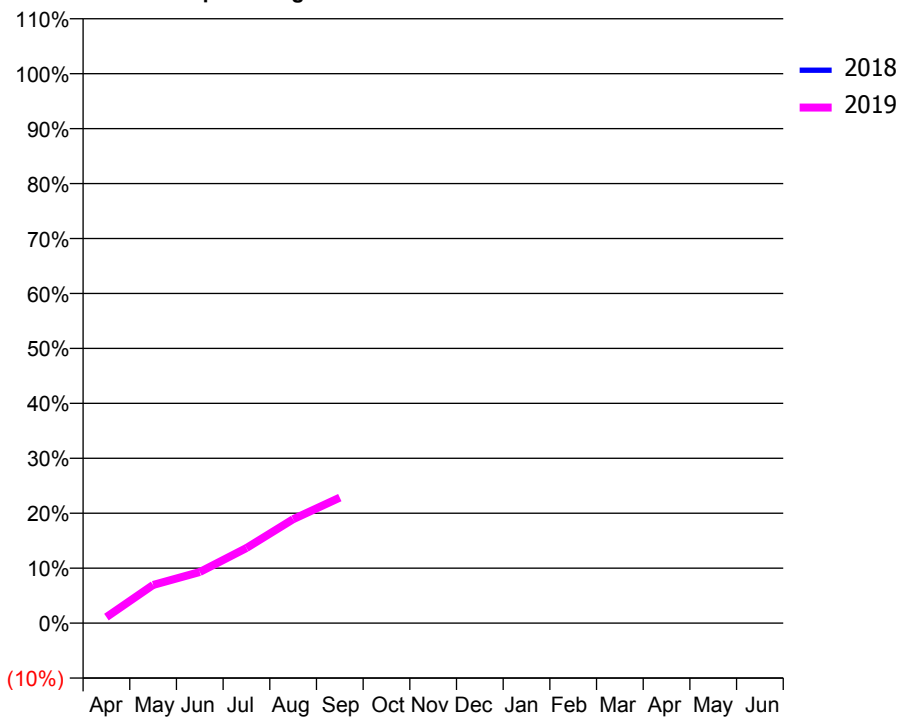
ACCESS*

Patients seen in 24 months	Total	Change since previous quarter
Quarter ending September 2017	0	
Quarter ending December 2017	0	
Quarter ending March 2018	0	
Quarter ending June 2018	321	↑
Quarter ending September 2018	695	↑
Variance since September 2017	N/A	



ACTIVITY

Cumulative percentage of contracted UDA delivered 2018 & 2019



Month	Adjusted Scheduled Activity (UDA)	
	2018	2019
April	0	66
May	0	418
June	0	559
July	0	820
August	0	1,135
September	0	1,371
October	0	
November	0	
December	0	
January	0	
February	0	
March	0	
April	0	
May	0	
June	0	

QUALITY

	Quantity	Base Number	Contract	AT	Region	England
% of FP17s for the same patient ID Re-attending within 3 months - Children	0	186	0.0%	10.1%	12.2%	11.6%
% of FP17s for the same patient ID Re-attending within 3 months - Adults	6	498	1.2%	13.7%	15.8%	15.5%
% of FP17s for the same patient ID Re-attending between 3 & 9 months - Children	1	186	0.5%	61.7%	60.3%	58.8%
% of FP17s for the same patient ID Re-attending between 3 & 9 months - Adults	1	498	0.2%	55.5%	53.5%	51.1%
% of FP17s for Band 1 Urgent Courses	20	684	2.9%	8.2%	9.1%	9.0%
% of FP17s Relating to Free Repair or Replacements	1	684	0.1%	0.8%	1.0%	0.8%
% of FP17s Relating to Continuations	2	684	0.3%	1.0%	1.0%	0.9%
% of Patients satisfied with the dentistry they have received	1	1	N/A	92.3%	93.6%	93.3%
% of Patients satisfied with the time they had to wait for an appointment	1	1	N/A	88.3%	89.8%	88.9%

* This is based on patients treated on this contract for their most recent course of treatment. Figures in italics indicate the base number of FP17s or Patient Questionnaire responses are less than 100. N/A is shown where the base number of responses is less than 10 during the period. % is calculated as Quantity/Base number*100

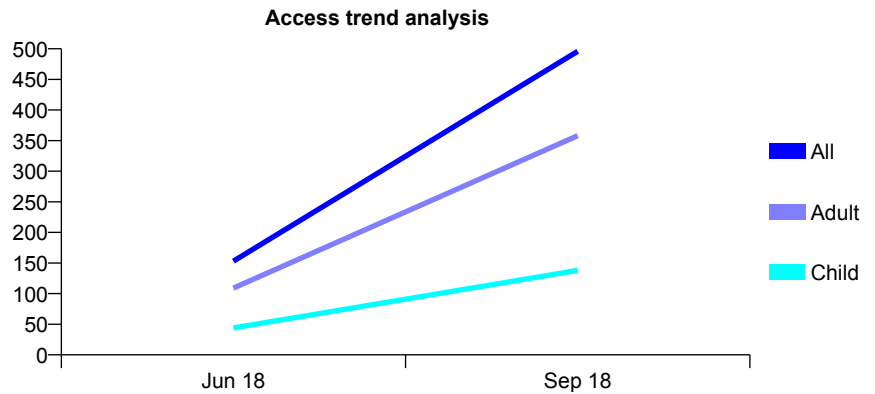
Q52 - Vital Signs At a Glance Contract Report for 100613/0000 - September 2018

Name or company name	C.J. Harker & Associates Ltd
Contract type name	PDS Contract
Purpose of contract	General
Contract start date	01/04/2018
Contract end date	31/03/2019

18/19 Contracted general activity (UDA)	2,000
Carry forward general activity (UDA)	0
18/19 Contracted orthodontic activity (UOA)	0
Carry forward orthodontic activity (UOA)	0
Baseline contract value	£56,600.00

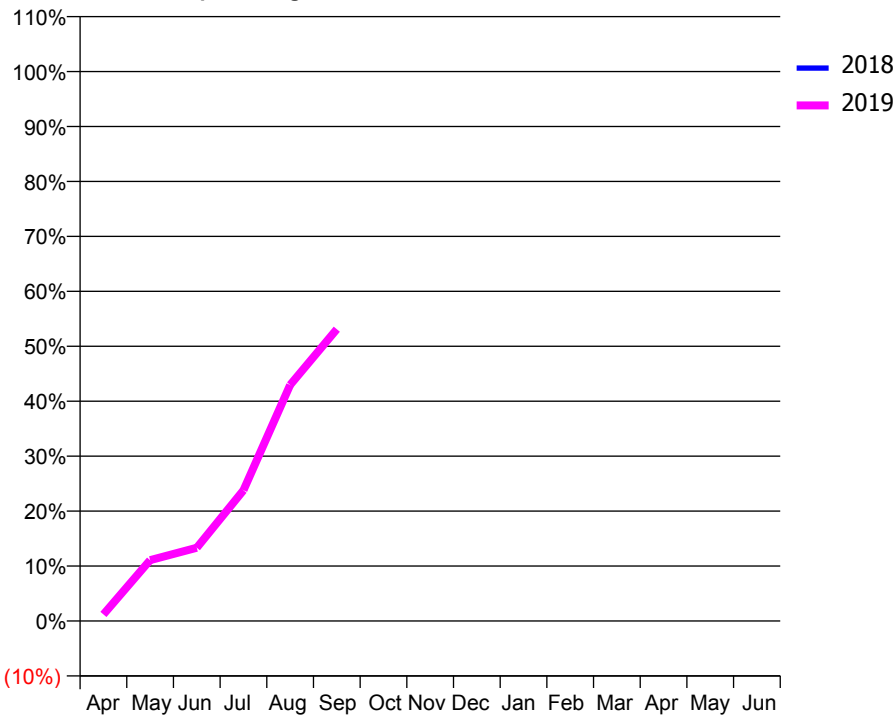
ACCESS*

Patients seen in 24 months	Total	Change since previous quarter
Quarter ending September 2017	0	
Quarter ending December 2017	0	
Quarter ending March 2018	0	
Quarter ending June 2018	153	↑
Quarter ending September 2018	496	↑
Variance since September 2017	N/A	



ACTIVITY

Cumulative percentage of contracted UDA delivered 2018 & 2019



Month	Adjusted Scheduled Activity (UDA)	
	2018	2019
April	0	24
May	0	221
June	0	267
July	0	476
August	0	859
September	0	1,062
October	0	
November	0	
December	0	
January	0	
February	0	
March	0	
April	0	
May	0	
June	0	

QUALITY

	Quantity	Base Number	Contract	AT	Region	England
% of FP17s for the same patient ID Re-attending within 3 months - Children	2	137	1.5%	10.1%	12.2%	11.6%
% of FP17s for the same patient ID Re-attending within 3 months - Adults	2	347	0.6%	13.7%	15.8%	15.5%
% of FP17s for the same patient ID Re-attending between 3 & 9 months - Children	0	137	0.0%	61.7%	60.3%	58.8%
% of FP17s for the same patient ID Re-attending between 3 & 9 months - Adults	2	347	0.6%	55.5%	53.5%	51.1%
% of FP17s for Band 1 Urgent Courses	20	484	4.1%	8.2%	9.1%	9.0%
% of FP17s Relating to Free Repair or Replacements	1	484	0.2%	0.8%	1.0%	0.8%
% of FP17s Relating to Continuations	1	484	0.2%	1.0%	1.0%	0.9%
% of Patients satisfied with the dentistry they have received	0	0	N/A	92.3%	93.6%	93.3%
% of Patients satisfied with the time they had to wait for an appointment	0	0	N/A	88.3%	89.8%	88.9%

* This is based on patients treated on this contract for their most recent course of treatment. Figures in italics indicate the base number of FP17s or Patient Questionnaire responses are less than 100. N/A is shown where the base number of responses is less than 10 during the period. % is calculated as Quantity/Base number*100

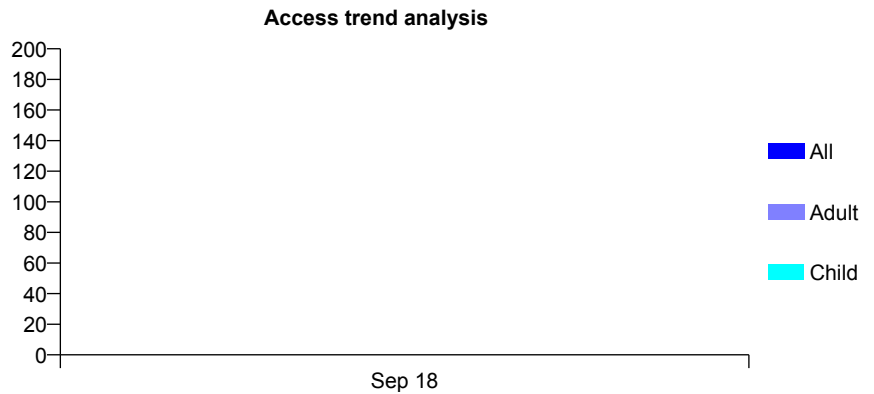
Q52 - Vital Signs At a Glance Contract Report for 100757/0000 - September 2018

Name or company name	Dentistry@ltd
Contract type name	GDS Contract
Purpose of contract	General
Contract start date	01/07/2018
Contract end date	31/03/2021

18/19 Contracted general activity (UDA)	2,062
Carry forward general activity (UDA)	0
18/19 Contracted orthodontic activity (UOA)	0
Carry forward orthodontic activity (UOA)	0
Baseline contract value	£58,354.60

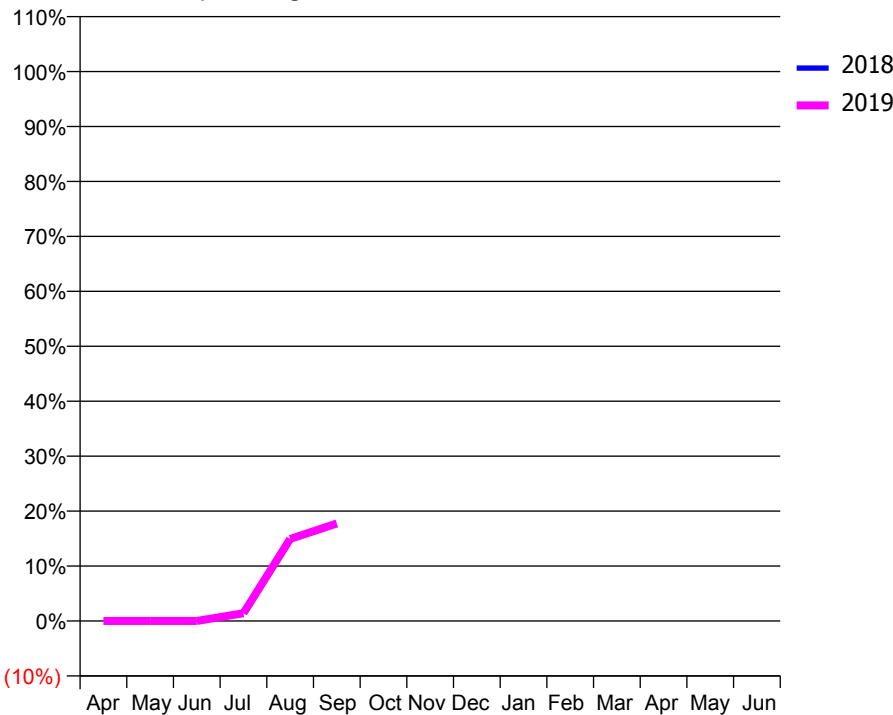
ACCESS*

Patients seen in 24 months	Total	Change since previous quarter
Quarter ending September 2017	0	
Quarter ending December 2017	0	
Quarter ending March 2018	0	
Quarter ending June 2018	0	
Quarter ending September 2018	187	↑
Variance since September 2017	N/A	



ACTIVITY

Cumulative percentage of contracted UDA delivered 2018 & 2019



Month	Adjusted Scheduled Activity (UDA)	
	2018	2019
April	0	0
May	0	0
June	0	0
July	0	29
August	0	308
September	0	366
October	0	
November	0	
December	0	
January	0	
February	0	
March	0	
April	0	
May	0	
June	0	

QUALITY

	Quantity	Base Number	Contract	AT	Region	England
% of FP17s for the same patient ID Re-attending within 3 months - Children	1	83	1.2%	10.1%	12.2%	11.6%
% of FP17s for the same patient ID Re-attending within 3 months - Adults	2	111	1.8%	13.7%	15.8%	15.5%
% of FP17s for the same patient ID Re-attending between 3 & 9 months - Children	0	83	0.0%	61.7%	60.3%	58.8%
% of FP17s for the same patient ID Re-attending between 3 & 9 months - Adults	0	111	0.0%	55.5%	53.5%	51.1%
% of FP17s for Band 1 Urgent Courses	21	194	10.8%	8.2%	9.1%	9.0%
% of FP17s Relating to Free Repair or Replacements	4	194	2.1%	0.8%	1.0%	0.8%
% of FP17s Relating to Continuations	0	194	0.0%	1.0%	1.0%	0.9%
% of Patients satisfied with the dentistry they have received	0	0	N/A	92.3%	93.6%	93.3%
% of Patients satisfied with the time they had to wait for an appointment	0	0	N/A	88.3%	89.8%	88.9%

* This is based on patients treated on this contract for their most recent course of treatment. Figures in italics indicate the base number of FP17s or Patient Questionnaire responses are less than 100. N/A is shown where the base number of responses is less than 10 during the period. % is calculated as Quantity/Base number*100

Q52 - Vital Signs At a Glance Contract Report for 100758/0000 - September 2018


Name or company name	MR O FAROOQ
Contract type name	PDS Contract
Purpose of contract	General
Contract start date	01/07/2018
Contract end date	31/03/2021

18/19 Contracted general activity (UDA)	282
Carry forward general activity (UDA)	0
18/19 Contracted orthodontic activity (UOA)	0
Carry forward orthodontic activity (UOA)	0
Baseline contract value	£7,980.60

ACCESS*

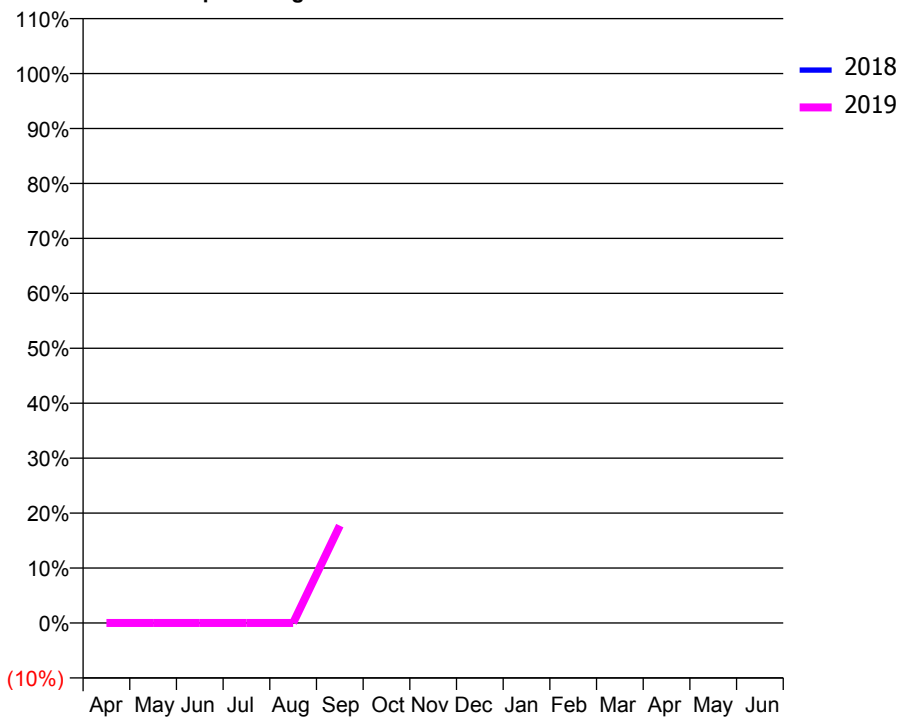
Patients seen in 24 months	Total	Change since previous quarter
Quarter ending September 2017	0	
Quarter ending December 2017	0	
Quarter ending March 2018	0	
Quarter ending June 2018	0	
Quarter ending September 2018	21	↑
Variance since September 2017	N/A	

Access trend analysis



ACTIVITY

Cumulative percentage of contracted UDA delivered 2018 & 2019



Month	Adjusted Scheduled Activity (UDA)	
	2018	2019
April	0	0
May	0	0
June	0	0
July	0	0
August	0	0
September	0	50
October	0	
November	0	
December	0	
January	0	
February	0	
March	0	
April	0	
May	0	
June	0	

QUALITY

	Quantity	Base Number	Contract	AT	Region	England
% of FP17s for the same patient ID Re-attending within 3 months - Children	0	22	0.0%	10.1%	12.2%	11.6%
% of FP17s for the same patient ID Re-attending within 3 months - Adults	0	0	N/A	13.7%	15.8%	15.5%
% of FP17s for the same patient ID Re-attending between 3 & 9 months - Children	0	22	0.0%	61.7%	60.3%	58.8%
% of FP17s for the same patient ID Re-attending between 3 & 9 months - Adults	0	0	N/A	55.5%	53.5%	51.1%
% of FP17s for Band 1 Urgent Courses	0	22	0.0%	8.2%	9.1%	9.0%
% of FP17s Relating to Free Repair or Replacements	0	22	0.0%	0.8%	1.0%	0.8%
% of FP17s Relating to Continuations	0	22	0.0%	1.0%	1.0%	0.9%
% of Patients satisfied with the dentistry they have received	0	0	N/A	92.3%	93.6%	93.3%
% of Patients satisfied with the time they had to wait for an appointment	0	0	N/A	88.3%	89.8%	88.9%

* This is based on patients treated on this contract for their most recent course of treatment. Figures in italics indicate the base number of FP17s or Patient Questionnaire responses are less than 100. N/A is shown where the base number of responses is less than 10 during the period. % is calculated as Quantity/Base number*100

Q52 - Vital Signs At a Glance Contract Report for 100761/0000 - September 2018


Name or company name	Wakefield Road Surgery Partnership
Contract type name	GDS Contract
Purpose of contract	General
Contract start date	01/07/2018
Contract end date	31/03/2021

18/19 Contracted general activity (UDA)	904
Carry forward general activity (UDA)	0
18/19 Contracted orthodontic activity (UOA)	0
Carry forward orthodontic activity (UOA)	0
Baseline contract value	£25,583.20

ACCESS*

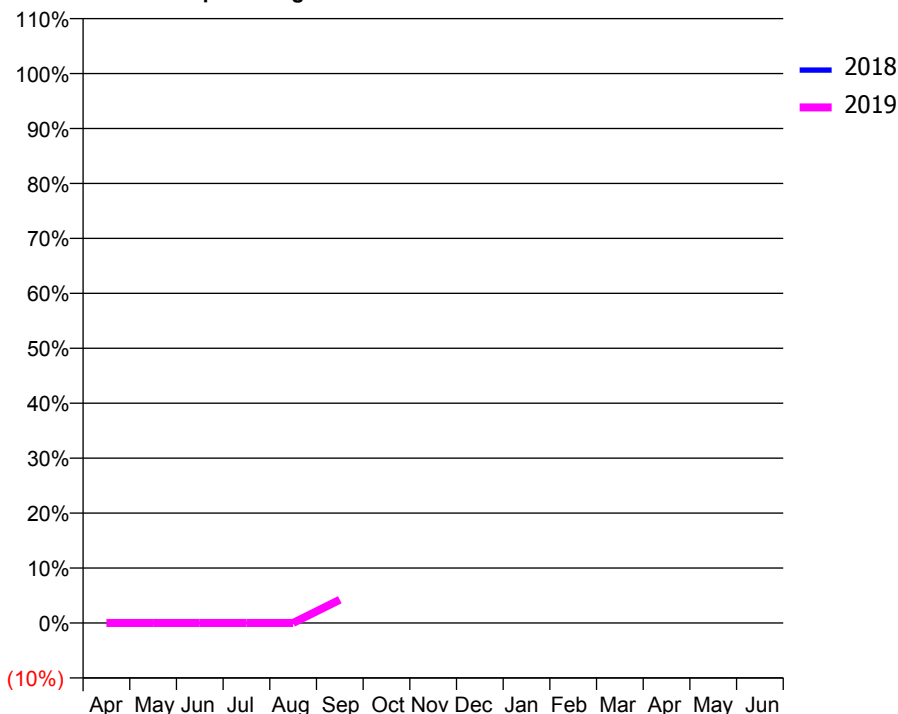
Patients seen in 24 months	Total	Change since previous quarter
Quarter ending September 2017	0	
Quarter ending December 2017	0	
Quarter ending March 2018	0	
Quarter ending June 2018	0	
Quarter ending September 2018	25	↑
Variance since September 2017	N/A	

Access trend analysis



ACTIVITY

Cumulative percentage of contracted UDA delivered 2018 & 2019



Month	Adjusted Scheduled Activity (UDA)	
	2018	2019
April	0	0
May	0	0
June	0	0
July	0	0
August	0	0
September	0	38
October	0	
November	0	
December	0	
January	0	
February	0	
March	0	
April	0	
May	0	
June	0	

QUALITY

	Quantity	Base Number	Contract	AT	Region	England
% of FP17s for the same patient ID Re-attending within 3 months - Children	0	7	0.0%	10.1%	12.2%	11.6%
% of FP17s for the same patient ID Re-attending within 3 months - Adults	0	10	0.0%	13.7%	15.8%	15.5%
% of FP17s for the same patient ID Re-attending between 3 & 9 months - Children	0	7	0.0%	61.7%	60.3%	58.8%
% of FP17s for the same patient ID Re-attending between 3 & 9 months - Adults	0	10	0.0%	55.5%	53.5%	51.1%
% of FP17s for Band 1 Urgent Courses	1	17	5.9%	8.2%	9.1%	9.0%
% of FP17s Relating to Free Repair or Replacements	0	17	0.0%	0.8%	1.0%	0.8%
% of FP17s Relating to Continuations	0	17	0.0%	1.0%	1.0%	0.9%
% of Patients satisfied with the dentistry they have received	0	0	N/A	92.3%	93.6%	93.3%
% of Patients satisfied with the time they had to wait for an appointment	0	0	N/A	88.3%	89.8%	88.9%

* This is based on patients treated on this contract for their most recent course of treatment. Figures in italics indicate the base number of FP17s or Patient Questionnaire responses are less than 100. N/A is shown where the base number of responses is less than 10 during the period. % is calculated as Quantity/Base number*100

Q52 - Vital Signs At a Glance Contract Report for 100762/0000 - September 2018


Name or company name	Mistry & Powar
Contract type name	GDS Contract
Purpose of contract	General
Contract start date	01/07/2018
Contract end date	31/03/2021

18/19 Contracted general activity (UDA)	463
Carry forward general activity (UDA)	0
18/19 Contracted orthodontic activity (UOA)	0
Carry forward orthodontic activity (UOA)	0
Baseline contract value	£13,102.90

ACCESS*

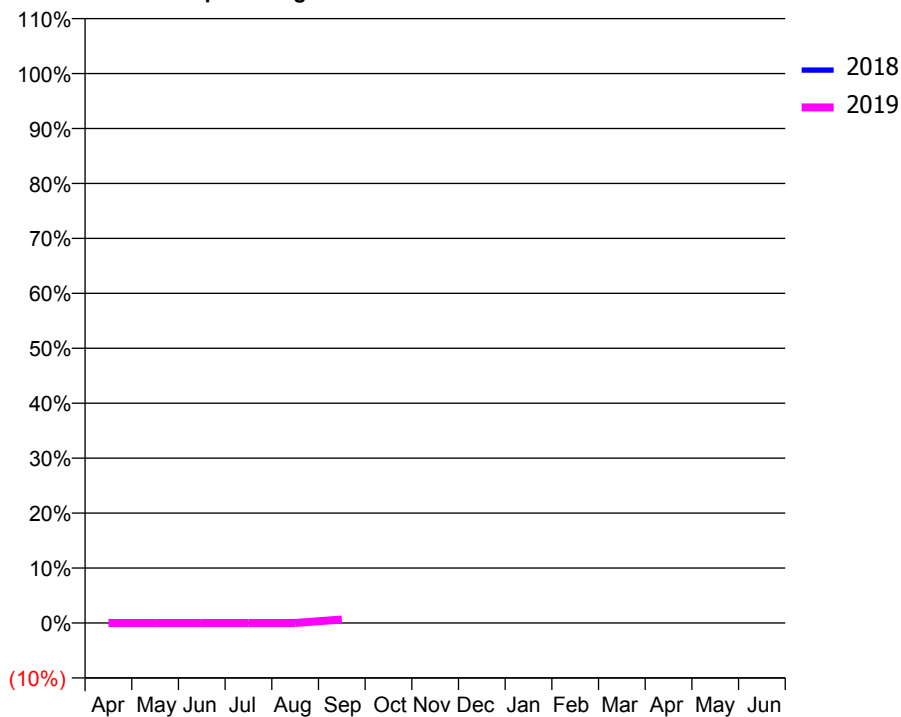
Patients seen in 24 months	Total	Change since previous quarter
Quarter ending September 2017	0	
Quarter ending December 2017	0	
Quarter ending March 2018	0	
Quarter ending June 2018	0	
Quarter ending September 2018	14	↑
Variance since September 2017	N/A	

Access trend analysis



ACTIVITY

Cumulative percentage of contracted UDA delivered 2018 & 2019



Month	Adjusted Scheduled Activity (UDA)	
	2018	2019
April	0	0
May	0	0
June	0	0
July	0	0
August	0	0
September	0	3
October	0	
November	0	
December	0	
January	0	
February	0	
March	0	
April	0	
May	0	
June	0	

QUALITY

	Quantity	Base Number	Contract	AT	Region	England
% of FP17s for the same patient ID Re-attending within 3 months - Children	0	1	0.0%	10.1%	12.2%	11.6%
% of FP17s for the same patient ID Re-attending within 3 months - Adults	0	2	0.0%	13.7%	15.8%	15.5%
% of FP17s for the same patient ID Re-attending between 3 & 9 months - Children	0	1	0.0%	61.7%	60.3%	58.8%
% of FP17s for the same patient ID Re-attending between 3 & 9 months - Adults	0	2	0.0%	55.5%	53.5%	51.1%
% of FP17s for Band 1 Urgent Courses	0	3	0.0%	8.2%	9.1%	9.0%
% of FP17s Relating to Free Repair or Replacements	0	3	0.0%	0.8%	1.0%	0.8%
% of FP17s Relating to Continuations	0	3	0.0%	1.0%	1.0%	0.9%
% of Patients satisfied with the dentistry they have received	0	0	N/A	92.3%	93.6%	93.3%
% of Patients satisfied with the time they had to wait for an appointment	0	0	N/A	88.3%	89.8%	88.9%

* This is based on patients treated on this contract for their most recent course of treatment. Figures in italics indicate the base number of FP17s or Patient Questionnaire responses are less than 100. N/A is shown where the base number of responses is less than 10 during the period. % is calculated as Quantity/Base number*100

Q52 - Vital Signs At a Glance Contract Report for 100764/0000 - September 2018

Name or company name	MR RB LAD
Contract type name	GDS Contract
Purpose of contract	General
Contract start date	07/07/2018
Contract end date	31/03/2021

18/19 Contracted general activity (UDA)	389
Carry forward general activity (UDA)	0
18/19 Contracted orthodontic activity (UOA)	0
Carry forward orthodontic activity (UOA)	0
Baseline contract value	£11,008.70

ACCESS*

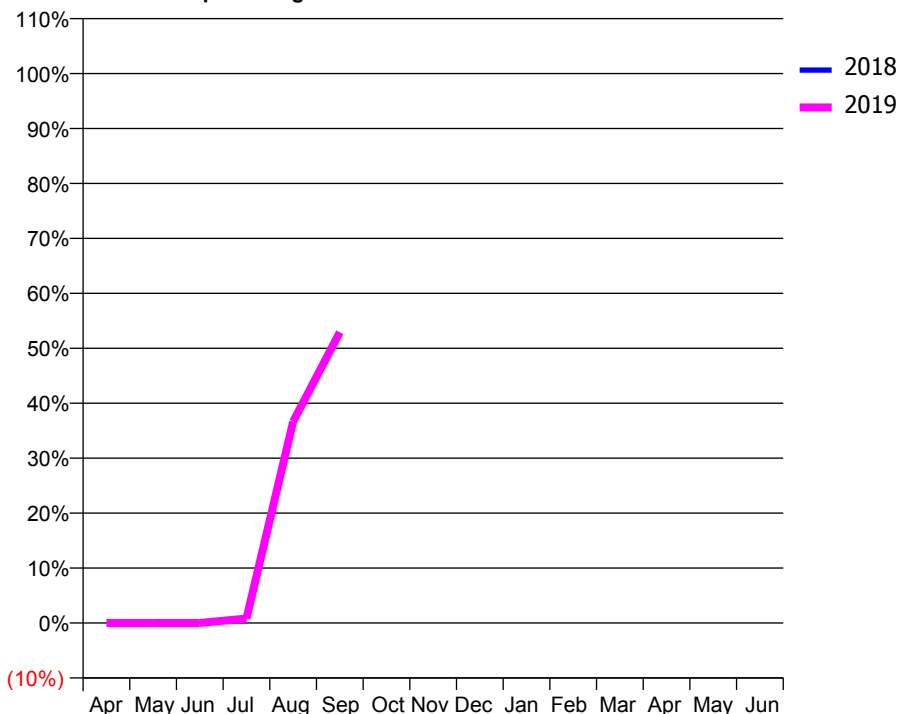
Patients seen in 24 months	Total	Change since previous quarter
Quarter ending September 2017	0	
Quarter ending December 2017	0	
Quarter ending March 2018	0	
Quarter ending June 2018	0	
Quarter ending September 2018	96	↑
Variance since September 2017	N/A	

Access trend analysis



ACTIVITY

Cumulative percentage of contracted UDA delivered 2018 & 2019



Month	Adjusted Scheduled Activity (UDA)	
	2018	2019
April	0	0
May	0	0
June	0	0
July	0	3
August	0	143
September	0	206
October	0	
November	0	
December	0	
January	0	
February	0	
March	0	
April	0	
May	0	
June	0	

QUALITY

	Quantity	Base Number	Contract	AT	Region	England
% of FP17s for the same patient ID Re-attending within 3 months - Children	0	38	0.0%	10.1%	12.2%	11.6%
% of FP17s for the same patient ID Re-attending within 3 months - Adults	1	55	1.8%	13.7%	15.8%	15.5%
% of FP17s for the same patient ID Re-attending between 3 & 9 months - Children	0	38	0.0%	61.7%	60.3%	58.8%
% of FP17s for the same patient ID Re-attending between 3 & 9 months - Adults	0	55	0.0%	55.5%	53.5%	51.1%
% of FP17s for Band 1 Urgent Courses	4	93	4.3%	8.2%	9.1%	9.0%
% of FP17s Relating to Free Repair or Replacements	0	93	0.0%	0.8%	1.0%	0.8%
% of FP17s Relating to Continuations	0	93	0.0%	1.0%	1.0%	0.9%
% of Patients satisfied with the dentistry they have received	0	0	N/A	92.3%	93.6%	93.3%
% of Patients satisfied with the time they had to wait for an appointment	0	0	N/A	88.3%	89.8%	88.9%

* This is based on patients treated on this contract for their most recent course of treatment. Figures in italics indicate the base number of FP17s or Patient Questionnaire responses are less than 100. N/A is shown where the base number of responses is less than 10 during the period. % is calculated as Quantity/Base number*100


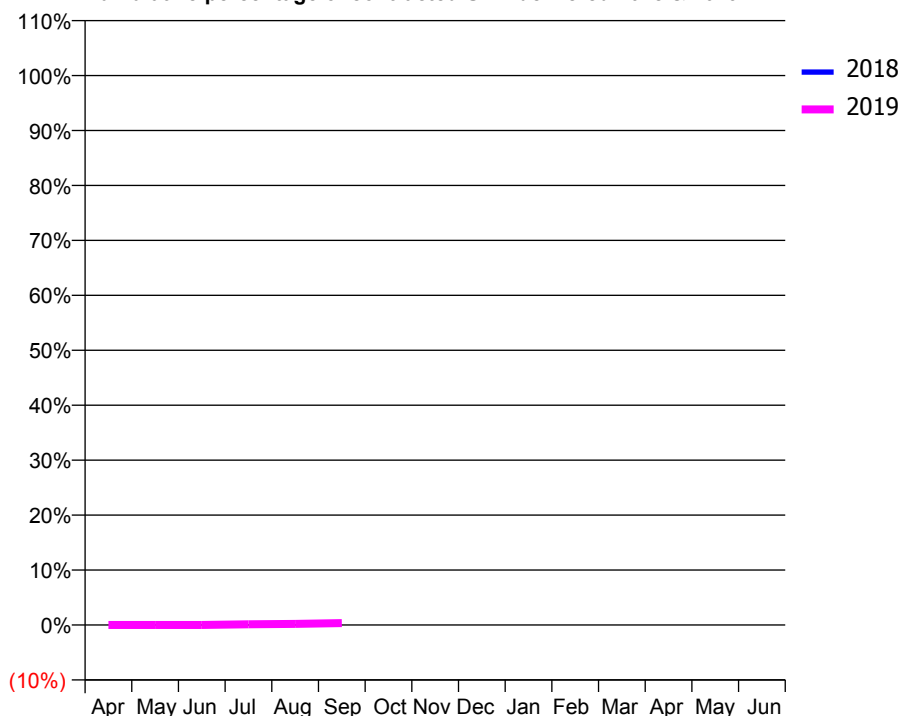
Q52 - Vital Signs At a Glance Contract Report for 100765/0000 - September 2018

Name or company name	Wood Dental Ltd
Contract type name	GDS Contract
Purpose of contract	General
Contract start date	01/07/2018
Contract end date	31/03/2021

18/19 Contracted general activity (UDA)	2,495
Carry forward general activity (UDA)	0
18/19 Contracted orthodontic activity (UOA)	0
Carry forward orthodontic activity (UOA)	0
Baseline contract value	£70,608.50

ACCESS*

Patients seen in 24 months	Total	Change since previous quarter
Quarter ending September 2017	0	
Quarter ending December 2017	0	
Quarter ending March 2018	0	
Quarter ending June 2018	0	
Quarter ending September 2018	9	↑
Variance since September 2017	N/A	

Access trend analysis

ACTIVITY
Cumulative percentage of contracted UDA delivered 2018 & 2019

Adjusted Scheduled Activity (UDA)

Month	2018	2019
April	0	0
May	0	0
June	0	0
July	0	3
August	0	5
September	0	9
October	0	
November	0	
December	0	
January	0	
February	0	
March	0	
April	0	
May	0	
June	0	

QUALITY

	Quantity	Base Number	Contract	AT	Region	England
% of FP17s for the same patient ID Re-attending within 3 months - Children	0	2	0.0%	10.1%	12.2%	11.6%
% of FP17s for the same patient ID Re-attending within 3 months - Adults	0	6	0.0%	13.7%	15.8%	15.5%
% of FP17s for the same patient ID Re-attending between 3 & 9 months - Children	0	2	0.0%	61.7%	60.3%	58.8%
% of FP17s for the same patient ID Re-attending between 3 & 9 months - Adults	0	6	0.0%	55.5%	53.5%	51.1%
% of FP17s for Band 1 Urgent Courses	3	8	37.5%	8.2%	9.1%	9.0%
% of FP17s Relating to Free Repair or Replacements	0	8	0.0%	0.8%	1.0%	0.8%
% of FP17s Relating to Continuations	0	8	0.0%	1.0%	1.0%	0.9%
% of Patients satisfied with the dentistry they have received	0	0	N/A	92.3%	93.6%	93.3%
% of Patients satisfied with the time they had to wait for an appointment	0	0	N/A	88.3%	89.8%	88.9%

* This is based on patients treated on this contract for their most recent course of treatment. Figures in italics indicate the base number of FP17s or Patient Questionnaire responses are less than 100. N/A is shown where the base number of responses is less than 10 during the period. % is calculated as Quantity/Base number*100

Q52 - Vital Signs At a Glance Contract Report for 100766/0000 - September 2018


Name or company name	Majid, Elia & O'Donovan
Contract type name	GDS Contract
Purpose of contract	General
Contract start date	01/08/2018
Contract end date	31/03/2021

18/19 Contracted general activity (UDA)	1,091
Carry forward general activity (UDA)	0
18/19 Contracted orthodontic activity (UOA)	0
Carry forward orthodontic activity (UOA)	0
Baseline contract value	£30,875.30

ACCESS*

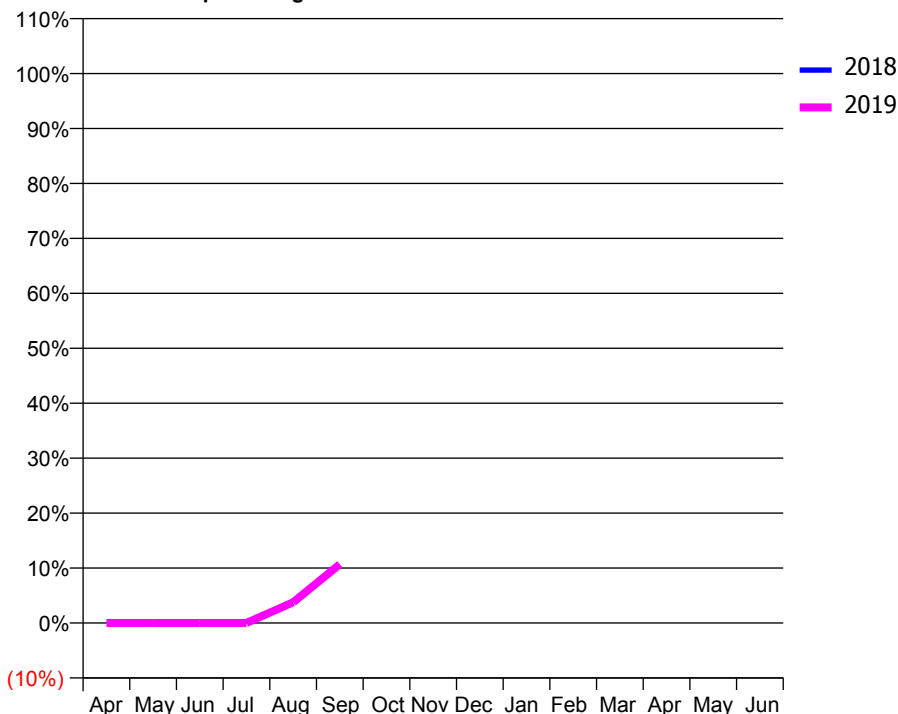
Patients seen in 24 months	Total	Change since previous quarter
Quarter ending September 2017	0	
Quarter ending December 2017	0	
Quarter ending March 2018	0	
Quarter ending June 2018	0	
Quarter ending September 2018	54	↑
Variance since September 2017	N/A	

Access trend analysis



ACTIVITY

Cumulative percentage of contracted UDA delivered 2018 & 2019



Month	Adjusted Scheduled Activity (UDA)	
	2018	2019
April	0	0
May	0	0
June	0	0
July	0	0
August	0	41
September	0	117
October	0	
November	0	
December	0	
January	0	
February	0	
March	0	
April	0	
May	0	
June	0	

QUALITY

	Quantity	Base Number	Contract	AT	Region	England
% of FP17s for the same patient ID Re-attending within 3 months - Children	0	23	0.0%	10.1%	12.2%	11.6%
% of FP17s for the same patient ID Re-attending within 3 months - Adults	0	32	0.0%	13.7%	15.8%	15.5%
% of FP17s for the same patient ID Re-attending between 3 & 9 months - Children	0	23	0.0%	61.7%	60.3%	58.8%
% of FP17s for the same patient ID Re-attending between 3 & 9 months - Adults	0	32	0.0%	55.5%	53.5%	51.1%
% of FP17s for Band 1 Urgent Courses	3	55	5.5%	8.2%	9.1%	9.0%
% of FP17s Relating to Free Repair or Replacements	0	55	0.0%	0.8%	1.0%	0.8%
% of FP17s Relating to Continuations	0	55	0.0%	1.0%	1.0%	0.9%
% of Patients satisfied with the dentistry they have received	0	0	N/A	92.3%	93.6%	93.3%
% of Patients satisfied with the time they had to wait for an appointment	0	0	N/A	88.3%	89.8%	88.9%

* This is based on patients treated on this contract for their most recent course of treatment. Figures in italics indicate the base number of FP17s or Patient Questionnaire responses are less than 100. N/A is shown where the base number of responses is less than 10 during the period. % is calculated as Quantity/Base number*100

Q52 - Vital Signs At a Glance Contract Report for 100768/0000 - September 2018


Name or company name	Genix Healthcare Ltd
Contract type name	GDS Contract
Purpose of contract	General
Contract start date	01/07/2018
Contract end date	31/03/2021

18/19 Contracted general activity (UDA)	9,660
Carry forward general activity (UDA)	0
18/19 Contracted orthodontic activity (UOA)	0
Carry forward orthodontic activity (UOA)	0
Baseline contract value	£273,378.00

ACCESS*

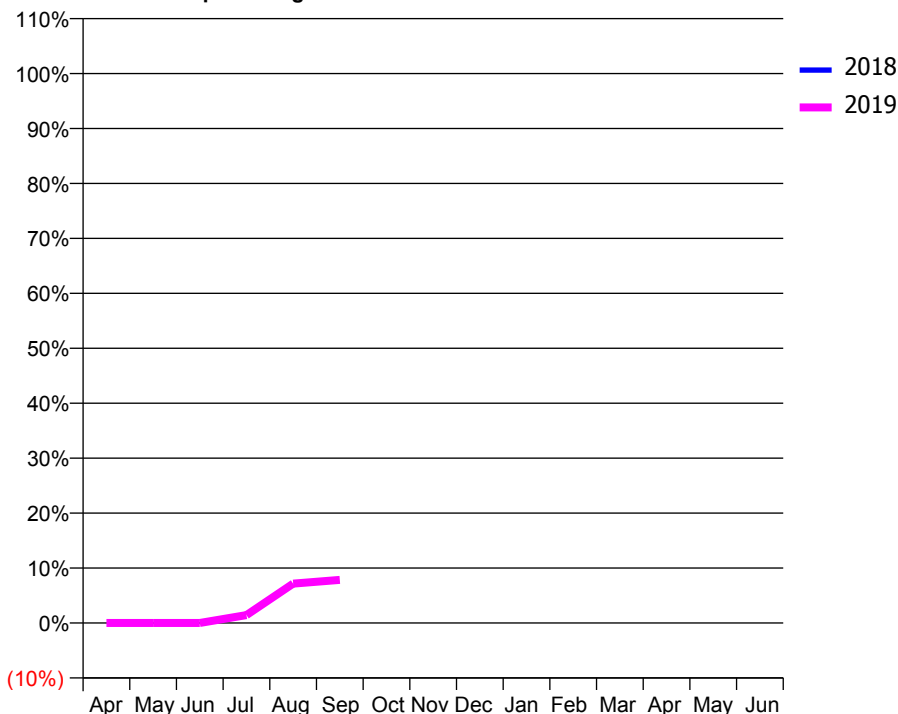
Patients seen in 24 months	Total	Change since previous quarter
Quarter ending September 2017	0	
Quarter ending December 2017	0	
Quarter ending March 2018	0	
Quarter ending June 2018	0	
Quarter ending September 2018	266	↑
Variance since September 2017	N/A	

Access trend analysis



ACTIVITY

Cumulative percentage of contracted UDA delivered 2018 & 2019



Adjusted Scheduled Activity (UDA)

Month	2018	2019
April	0	0
May	0	0
June	0	0
July	0	139
August	0	692
September	0	759
October	0	
November	0	
December	0	
January	0	
February	0	
March	0	
April	0	
May	0	
June	0	

QUALITY

	Quantity	Base Number	Contract	AT	Region	England
% of FP17s for the same patient ID Re-attending within 3 months - Children	0	73	0.0%	10.1%	12.2%	11.6%
% of FP17s for the same patient ID Re-attending within 3 months - Adults	4	202	2.0%	13.7%	15.8%	15.5%
% of FP17s for the same patient ID Re-attending between 3 & 9 months - Children	0	73	0.0%	61.7%	60.3%	58.8%
% of FP17s for the same patient ID Re-attending between 3 & 9 months - Adults	0	202	0.0%	55.5%	53.5%	51.1%
% of FP17s for Band 1 Urgent Courses	14	275	5.1%	8.2%	9.1%	9.0%
% of FP17s Relating to Free Repair or Replacements	1	275	0.4%	0.8%	1.0%	0.8%
% of FP17s Relating to Continuations	0	275	0.0%	1.0%	1.0%	0.9%
% of Patients satisfied with the dentistry they have received	0	0	N/A	92.3%	93.6%	93.3%
% of Patients satisfied with the time they had to wait for an appointment	0	0	N/A	88.3%	89.8%	88.9%

* This is based on patients treated on this contract for their most recent course of treatment. Figures in italics indicate the base number of FP17s or Patient Questionnaire responses are less than 100. N/A is shown where the base number of responses is less than 10 during the period. % is calculated as Quantity/Base number*100

Q52 - Vital Signs At a Glance Contract Report for 100771/0000 - September 2018


Name or company name	Shaw & Associates Dental Surgeons Ltd
Contract type name	GDS Contract
Purpose of contract	General
Contract start date	01/07/2018
Contract end date	31/03/2021

18/19 Contracted general activity (UDA)	2,182
Carry forward general activity (UDA)	0
18/19 Contracted orthodontic activity (UOA)	0
Carry forward orthodontic activity (UOA)	0
Baseline contract value	£61,750.60

ACCESS*

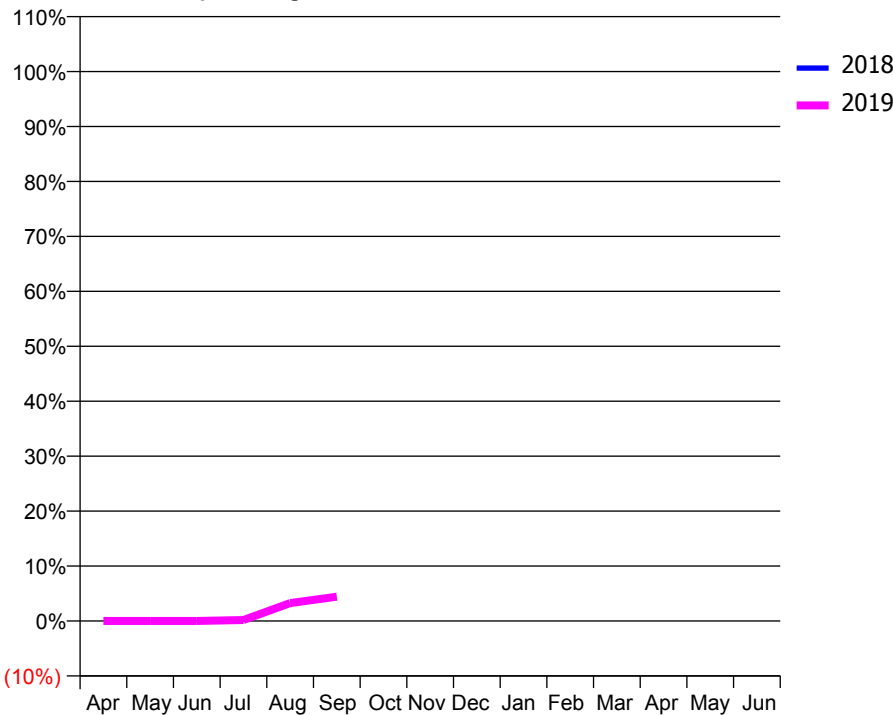
Patients seen in 24 months	Total	Change since previous quarter
Quarter ending September 2017	0	
Quarter ending December 2017	0	
Quarter ending March 2018	0	
Quarter ending June 2018	0	
Quarter ending September 2018	48	↑
Variance since September 2017	N/A	

Access trend analysis



ACTIVITY

Cumulative percentage of contracted UDA delivered 2018 & 2019



Month	Adjusted Scheduled Activity (UDA)	
	2018	2019
April	0	0
May	0	0
June	0	0
July	0	4
August	0	71
September	0	96
October	0	
November	0	
December	0	
January	0	
February	0	
March	0	
April	0	
May	0	
June	0	

QUALITY

	Quantity	Base Number	Contract	AT	Region	England
% of FP17s for the same patient ID Re-attending within 3 months - Children	0	14	0.0%	10.1%	12.2%	11.6%
% of FP17s for the same patient ID Re-attending within 3 months - Adults	0	30	0.0%	13.7%	15.8%	15.5%
% of FP17s for the same patient ID Re-attending between 3 & 9 months - Children	0	14	0.0%	61.7%	60.3%	58.8%
% of FP17s for the same patient ID Re-attending between 3 & 9 months - Adults	0	30	0.0%	55.5%	53.5%	51.1%
% of FP17s for Band 1 Urgent Courses	2	44	4.5%	8.2%	9.1%	9.0%
% of FP17s Relating to Free Repair or Replacements	0	44	0.0%	0.8%	1.0%	0.8%
% of FP17s Relating to Continuations	0	44	0.0%	1.0%	1.0%	0.9%
% of Patients satisfied with the dentistry they have received	0	0	N/A	92.3%	93.6%	93.3%
% of Patients satisfied with the time they had to wait for an appointment	0	0	N/A	88.3%	89.8%	88.9%

* This is based on patients treated on this contract for their most recent course of treatment. Figures in italics indicate the base number of FP17s or Patient Questionnaire responses are less than 100. N/A is shown where the base number of responses is less than 10 during the period. % is calculated as Quantity/Base number*100

Q52 - Vital Signs At a Glance Contract Report for 100773/0000 - September 2018


Name or company name	Ripponden Dental Care Ltd
Contract type name	GDS Contract
Purpose of contract	General
Contract start date	01/07/2018
Contract end date	31/03/2021

18/19 Contracted general activity (UDA)	793
Carry forward general activity (UDA)	0
18/19 Contracted orthodontic activity (UOA)	0
Carry forward orthodontic activity (UOA)	0
Baseline contract value	£22,441.90

ACCESS*

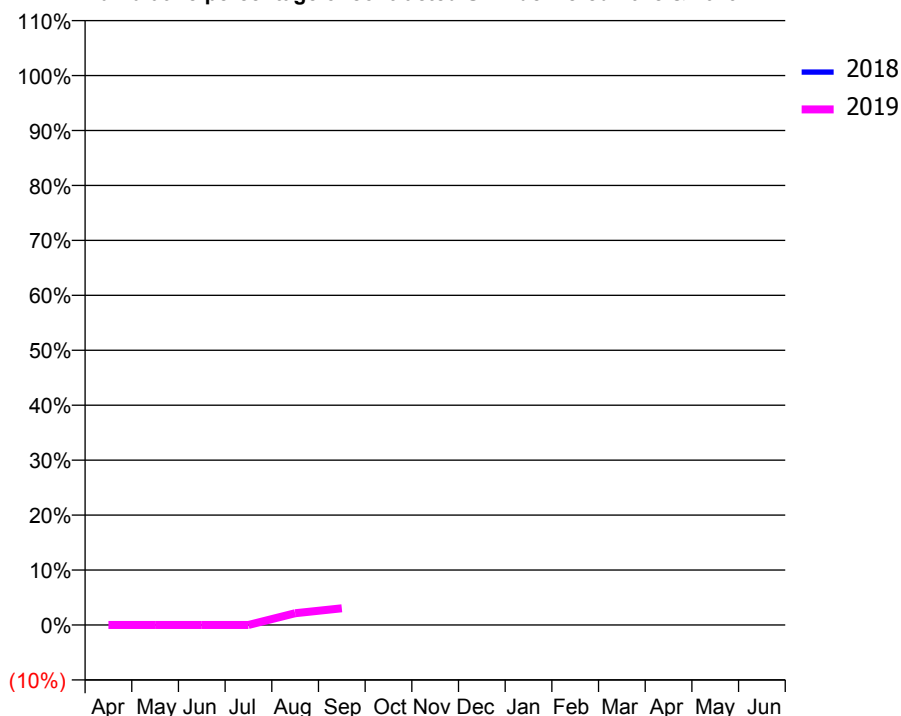
Patients seen in 24 months	Total	Change since previous quarter
Quarter ending September 2017	0	
Quarter ending December 2017	0	
Quarter ending March 2018	0	
Quarter ending June 2018	0	
Quarter ending September 2018	17	↑
Variance since September 2017	N/A	

Access trend analysis



ACTIVITY

Cumulative percentage of contracted UDA delivered 2018 & 2019



Month	Adjusted Scheduled Activity (UDA)	
	2018	2019
April	0	0
May	0	0
June	0	0
July	0	0
August	0	17
September	0	24
October	0	
November	0	
December	0	
January	0	
February	0	
March	0	
April	0	
May	0	
June	0	

QUALITY

	Quantity	Base Number	Contract	AT	Region	England
% of FP17s for the same patient ID Re-attending within 3 months - Children	0	6	0.0%	10.1%	12.2%	11.6%
% of FP17s for the same patient ID Re-attending within 3 months - Adults	0	12	0.0%	13.7%	15.8%	15.5%
% of FP17s for the same patient ID Re-attending between 3 & 9 months - Children	0	6	0.0%	61.7%	60.3%	58.8%
% of FP17s for the same patient ID Re-attending between 3 & 9 months - Adults	0	12	0.0%	55.5%	53.5%	51.1%
% of FP17s for Band 1 Urgent Courses	1	18	5.6%	8.2%	9.1%	9.0%
% of FP17s Relating to Free Repair or Replacements	0	18	0.0%	0.8%	1.0%	0.8%
% of FP17s Relating to Continuations	0	18	0.0%	1.0%	1.0%	0.9%
% of Patients satisfied with the dentistry they have received	0	0	N/A	92.3%	93.6%	93.3%
% of Patients satisfied with the time they had to wait for an appointment	0	0	N/A	88.3%	89.8%	88.9%

* This is based on patients treated on this contract for their most recent course of treatment. Figures in italics indicate the base number of FP17s or Patient Questionnaire responses are less than 100. N/A is shown where the base number of responses is less than 10 during the period. % is calculated as Quantity/Base number*100

Q52 - Vital Signs At a Glance Contract Report for 100775/0000 - September 2018


Name or company name	MRS GI AUSTIN
Contract type name	GDS Contract
Purpose of contract	General
Contract start date	01/07/2018
Contract end date	31/03/2021

18/19 Contracted general activity (UDA)	449
Carry forward general activity (UDA)	0
18/19 Contracted orthodontic activity (UOA)	0
Carry forward orthodontic activity (UOA)	0
Baseline contract value	£12,706.70

ACCESS*

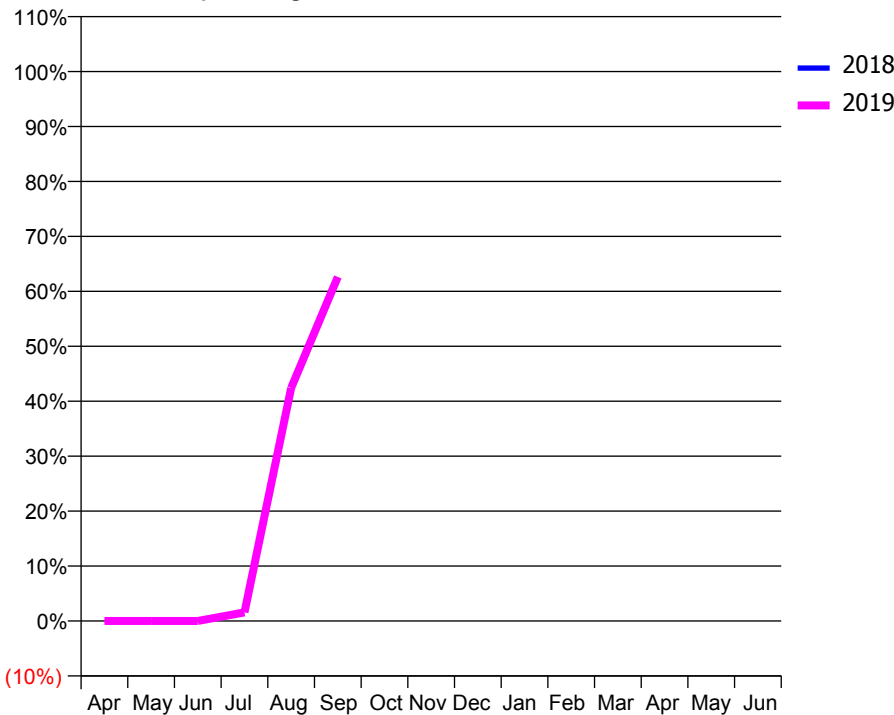
Patients seen in 24 months	Total	Change since previous quarter
Quarter ending September 2017	0	
Quarter ending December 2017	0	
Quarter ending March 2018	0	
Quarter ending June 2018	0	
Quarter ending September 2018	68	↑
Variance since September 2017	N/A	

Access trend analysis



ACTIVITY

Cumulative percentage of contracted UDA delivered 2018 & 2019



Month	Adjusted Scheduled Activity (UDA)	
	2018	2019
April	0	0
May	0	0
June	0	0
July	0	7
August	0	190
September	0	281
October	0	
November	0	
December	0	
January	0	
February	0	
March	0	
April	0	
May	0	
June	0	

QUALITY

	Quantity	Base Number	Contract	AT	Region	England
% of FP17s for the same patient ID Re-attending within 3 months - Children	0	2	0.0%	10.1%	12.2%	11.6%
% of FP17s for the same patient ID Re-attending within 3 months - Adults	8	75	10.7%	13.7%	15.8%	15.5%
% of FP17s for the same patient ID Re-attending between 3 & 9 months - Children	0	2	0.0%	61.7%	60.3%	58.8%
% of FP17s for the same patient ID Re-attending between 3 & 9 months - Adults	0	75	0.0%	55.5%	53.5%	51.1%
% of FP17s for Band 1 Urgent Courses	6	77	7.8%	8.2%	9.1%	9.0%
% of FP17s Relating to Free Repair or Replacements	4	77	5.2%	0.8%	1.0%	0.8%
% of FP17s Relating to Continuations	4	77	5.2%	1.0%	1.0%	0.9%
% of Patients satisfied with the dentistry they have received	0	0	N/A	92.3%	93.6%	93.3%
% of Patients satisfied with the time they had to wait for an appointment	0	0	N/A	88.3%	89.8%	88.9%

* This is based on patients treated on this contract for their most recent course of treatment. Figures in italics indicate the base number of FP17s or Patient Questionnaire responses are less than 100. N/A is shown where the base number of responses is less than 10 during the period. % is calculated as Quantity/Base number*100

Q52 - Vital Signs At a Glance Contract Report for 100777/0000 - September 2018


Name or company name	Kaushal & Kaushal
Contract type name	GDS Contract
Purpose of contract	General
Contract start date	01/07/2018
Contract end date	31/03/2021

18/19 Contracted general activity (UDA)	126
Carry forward general activity (UDA)	0
18/19 Contracted orthodontic activity (UOA)	0
Carry forward orthodontic activity (UOA)	0
Baseline contract value	£3,565.80

ACCESS*

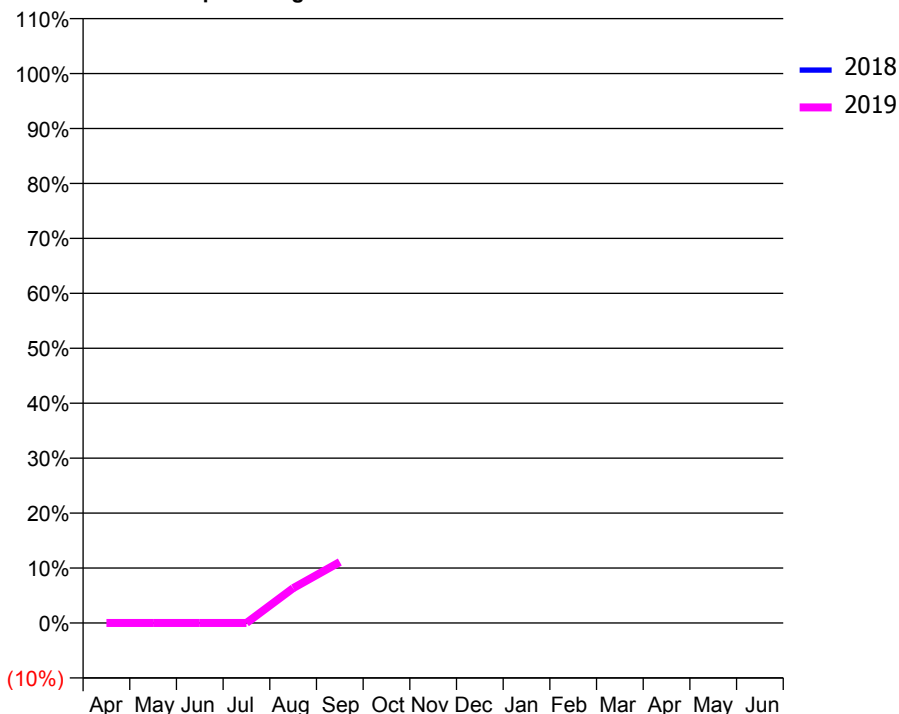
Patients seen in 24 months	Total	Change since previous quarter
Quarter ending September 2017	0	
Quarter ending December 2017	0	
Quarter ending March 2018	0	
Quarter ending June 2018	0	
Quarter ending September 2018	13	↑
Variance since September 2017	N/A	

Access trend analysis



ACTIVITY

Cumulative percentage of contracted UDA delivered 2018 & 2019



Month	Adjusted Scheduled Activity (UDA)	
	2018	2019
April	0	0
May	0	0
June	0	0
July	0	0
August	0	8
September	0	14
October	0	0
November	0	0
December	0	0
January	0	0
February	0	0
March	0	0
April	0	0
May	0	0
June	0	0

QUALITY

	Quantity	Base Number	Contract	AT	Region	England
% of FP17s for the same patient ID Re-attending within 3 months - Children	0	8	0.0%	10.1%	12.2%	11.6%
% of FP17s for the same patient ID Re-attending within 3 months - Adults	0	2	0.0%	13.7%	15.8%	15.5%
% of FP17s for the same patient ID Re-attending between 3 & 9 months - Children	0	8	0.0%	61.7%	60.3%	58.8%
% of FP17s for the same patient ID Re-attending between 3 & 9 months - Adults	0	2	0.0%	55.5%	53.5%	51.1%
% of FP17s for Band 1 Urgent Courses	0	10	0.0%	8.2%	9.1%	9.0%
% of FP17s Relating to Free Repair or Replacements	0	10	0.0%	0.8%	1.0%	0.8%
% of FP17s Relating to Continuations	0	10	0.0%	1.0%	1.0%	0.9%
% of Patients satisfied with the dentistry they have received	0	0	N/A	92.3%	93.6%	93.3%
% of Patients satisfied with the time they had to wait for an appointment	0	0	N/A	88.3%	89.8%	88.9%

* This is based on patients treated on this contract for their most recent course of treatment. Figures in italics indicate the base number of FP17s or Patient Questionnaire responses are less than 100. N/A is shown where the base number of responses is less than 10 during the period. % is calculated as Quantity/Base number*100

Q52 - Vital Signs At a Glance Contract Report for 100778/0000 - September 2018


Name or company name	Kaushal & Kaushal
Contract type name	GDS Contract
Purpose of contract	General
Contract start date	01/07/2018
Contract end date	31/03/2021

18/19 Contracted general activity (UDA)	116
Carry forward general activity (UDA)	0
18/19 Contracted orthodontic activity (UOA)	0
Carry forward orthodontic activity (UOA)	0
Baseline contract value	£3,282.80

ACCESS*

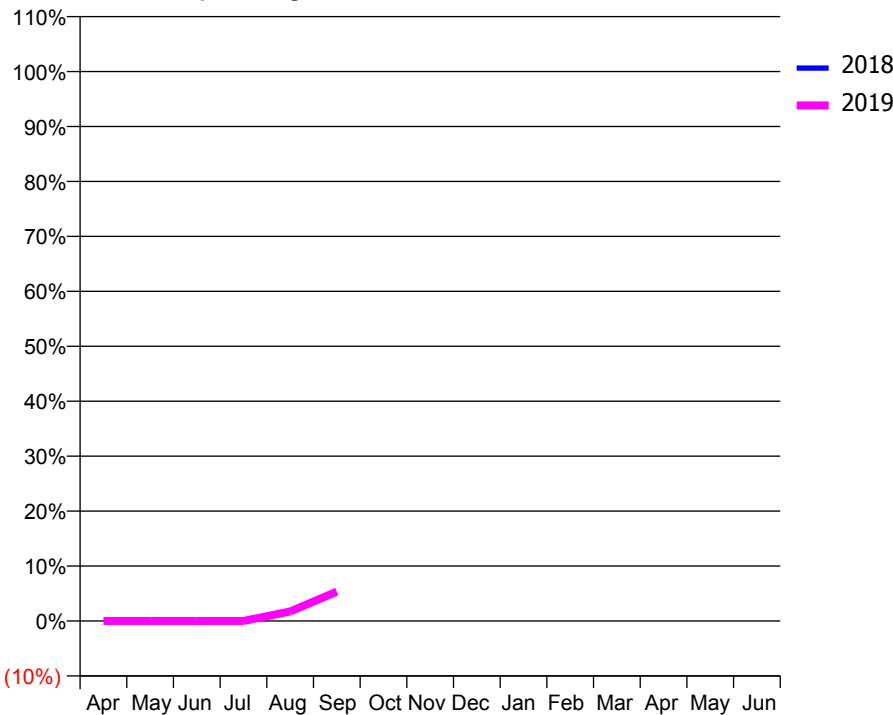
Patients seen in 24 months	Total	Change since previous quarter
Quarter ending September 2017	0	
Quarter ending December 2017	0	
Quarter ending March 2018	0	
Quarter ending June 2018	0	
Quarter ending September 2018	6	↑
Variance since September 2017	N/A	

Access trend analysis



ACTIVITY

Cumulative percentage of contracted UDA delivered 2018 & 2019



Month	Adjusted Scheduled Activity (UDA)	
	2018	2019
April	0	0
May	0	0
June	0	0
July	0	0
August	0	2
September	0	6
October	0	
November	0	
December	0	
January	0	
February	0	
March	0	
April	0	
May	0	
June	0	

QUALITY

	Quantity	Base Number	Contract	AT	Region	England
% of FP17s for the same patient ID Re-attending within 3 months - Children	0	5	0.0%	10.1%	12.2%	11.6%
% of FP17s for the same patient ID Re-attending within 3 months - Adults	0	1	0.0%	13.7%	15.8%	15.5%
% of FP17s for the same patient ID Re-attending between 3 & 9 months - Children	0	5	0.0%	61.7%	60.3%	58.8%
% of FP17s for the same patient ID Re-attending between 3 & 9 months - Adults	0	1	0.0%	55.5%	53.5%	51.1%
% of FP17s for Band 1 Urgent Courses	1	6	16.7%	8.2%	9.1%	9.0%
% of FP17s Relating to Free Repair or Replacements	0	6	0.0%	0.8%	1.0%	0.8%
% of FP17s Relating to Continuations	0	6	0.0%	1.0%	1.0%	0.9%
% of Patients satisfied with the dentistry they have received	0	0	N/A	92.3%	93.6%	93.3%
% of Patients satisfied with the time they had to wait for an appointment	0	0	N/A	88.3%	89.8%	88.9%

* This is based on patients treated on this contract for their most recent course of treatment. Figures in italics indicate the base number of FP17s or Patient Questionnaire responses are less than 100. N/A is shown where the base number of responses is less than 10 during the period. % is calculated as Quantity/Base number*100

Q52 - Vital Signs At a Glance Contract Report for 100779/0000 - September 2018


Name or company name	MR A HUSSAIN
Contract type name	GDS Contract
Purpose of contract	General
Contract start date	01/07/2018
Contract end date	31/03/2021

18/19 Contracted general activity (UDA)	2,079
Carry forward general activity (UDA)	0
18/19 Contracted orthodontic activity (UOA)	0
Carry forward orthodontic activity (UOA)	0
Baseline contract value	£58,835.70

ACCESS*

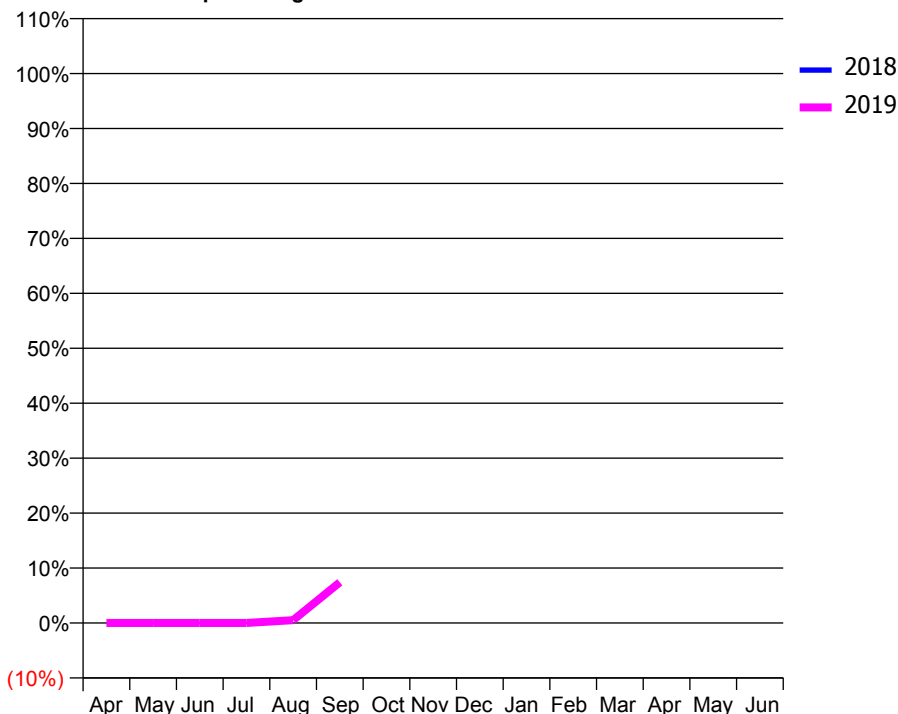
Patients seen in 24 months	Total	Change since previous quarter
Quarter ending September 2017	0	
Quarter ending December 2017	0	
Quarter ending March 2018	0	
Quarter ending June 2018	0	
Quarter ending September 2018	58	↑
Variance since September 2017	N/A	

Access trend analysis



ACTIVITY

Cumulative percentage of contracted UDA delivered 2018 & 2019



Adjusted Scheduled Activity (UDA)

Month	2018	2019
April	0	0
May	0	0
June	0	0
July	0	0
August	0	11
September	0	154
October	0	
November	0	
December	0	
January	0	
February	0	
March	0	
April	0	
May	0	
June	0	

QUALITY

	Quantity	Base Number	Contract	AT	Region	England
% of FP17s for the same patient ID Re-attending within 3 months - Children	0	14	0.0%	10.1%	12.2%	11.6%
% of FP17s for the same patient ID Re-attending within 3 months - Adults	1	40	2.5%	13.7%	15.8%	15.5%
% of FP17s for the same patient ID Re-attending between 3 & 9 months - Children	0	14	0.0%	61.7%	60.3%	58.8%
% of FP17s for the same patient ID Re-attending between 3 & 9 months - Adults	0	40	0.0%	55.5%	53.5%	51.1%
% of FP17s for Band 1 Urgent Courses	1	54	1.9%	8.2%	9.1%	9.0%
% of FP17s Relating to Free Repair or Replacements	0	54	0.0%	0.8%	1.0%	0.8%
% of FP17s Relating to Continuations	0	54	0.0%	1.0%	1.0%	0.9%
% of Patients satisfied with the dentistry they have received	0	0	N/A	92.3%	93.6%	93.3%
% of Patients satisfied with the time they had to wait for an appointment	0	0	N/A	88.3%	89.8%	88.9%

* This is based on patients treated on this contract for their most recent course of treatment. Figures in italics indicate the base number of FP17s or Patient Questionnaire responses are less than 100. N/A is shown where the base number of responses is less than 10 during the period. % is calculated as Quantity/Base number*100

Q52 - Vital Signs At a Glance Contract Report for 100780/0000 - September 2018


Name or company name	Carnegie Dental Clinic Ltd
Contract type name	GDS Contract
Purpose of contract	General
Contract start date	01/07/2018
Contract end date	31/03/2021

18/19 Contracted general activity (UDA)	3,012
Carry forward general activity (UDA)	0
18/19 Contracted orthodontic activity (UOA)	0
Carry forward orthodontic activity (UOA)	0
Baseline contract value	£85,239.60

ACCESS*

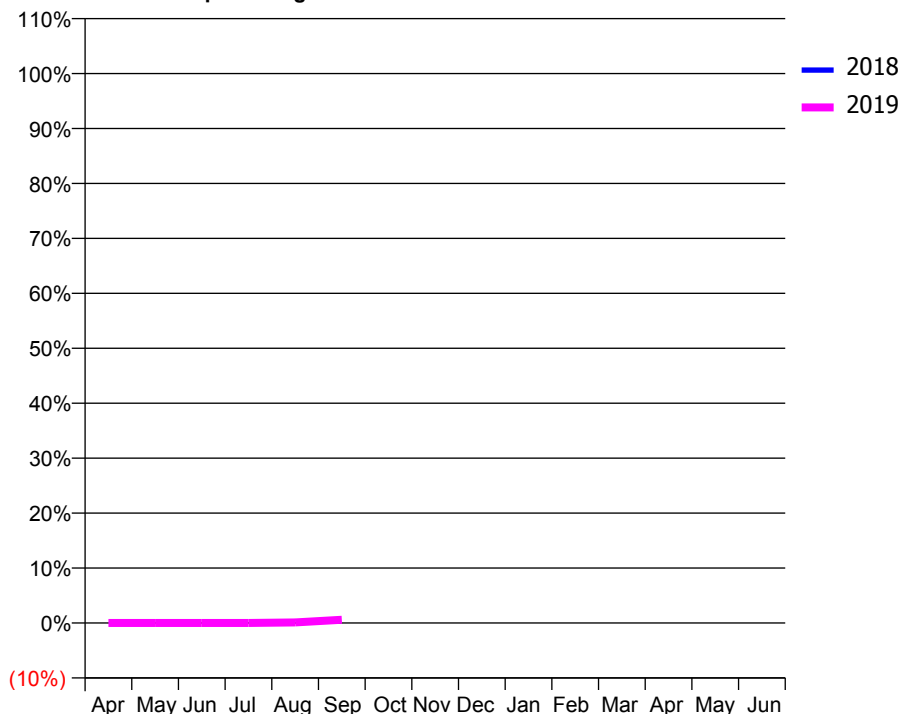
Patients seen in 24 months	Total	Change since previous quarter
Quarter ending September 2017	0	
Quarter ending December 2017	0	
Quarter ending March 2018	0	
Quarter ending June 2018	0	
Quarter ending September 2018	3	↑
Variance since September 2017	N/A	

Access trend analysis



ACTIVITY

Cumulative percentage of contracted UDA delivered 2018 & 2019



Adjusted Scheduled Activity (UDA)

Month	2018	2019
April	0	0
May	0	0
June	0	0
July	0	0
August	0	3
September	0	18
October	0	
November	0	
December	0	
January	0	
February	0	
March	0	
April	0	
May	0	
June	0	

QUALITY

	Quantity	Base Number	Contract	AT	Region	England
% of FP17s for the same patient ID Re-attending within 3 months - Children	0	1	0.0%	10.1%	12.2%	11.6%
% of FP17s for the same patient ID Re-attending within 3 months - Adults	0	2	0.0%	13.7%	15.8%	15.5%
% of FP17s for the same patient ID Re-attending between 3 & 9 months - Children	0	1	0.0%	61.7%	60.3%	58.8%
% of FP17s for the same patient ID Re-attending between 3 & 9 months - Adults	0	2	0.0%	55.5%	53.5%	51.1%
% of FP17s for Band 1 Urgent Courses	0	3	0.0%	8.2%	9.1%	9.0%
% of FP17s Relating to Free Repair or Replacements	0	3	0.0%	0.8%	1.0%	0.8%
% of FP17s Relating to Continuations	0	3	0.0%	1.0%	1.0%	0.9%
% of Patients satisfied with the dentistry they have received	0	0	N/A	92.3%	93.6%	93.3%
% of Patients satisfied with the time they had to wait for an appointment	0	0	N/A	88.3%	89.8%	88.9%

* This is based on patients treated on this contract for their most recent course of treatment. Figures in italics indicate the base number of FP17s or Patient Questionnaire responses are less than 100. N/A is shown where the base number of responses is less than 10 during the period. % is calculated as Quantity/Base number*100

Q52 - Vital Signs At a Glance Contract Report for 100783/0000 - September 2018

Name or company name	Shaw & Associates Dental Surgeons Ltd
Contract type name	GDS Contract
Purpose of contract	General
Contract start date	01/07/2018
Contract end date	31/03/2021

18/19 Contracted general activity (UDA)	891
Carry forward general activity (UDA)	0
18/19 Contracted orthodontic activity (UOA)	0
Carry forward orthodontic activity (UOA)	0
Baseline contract value	£25,215.30

ACCESS*

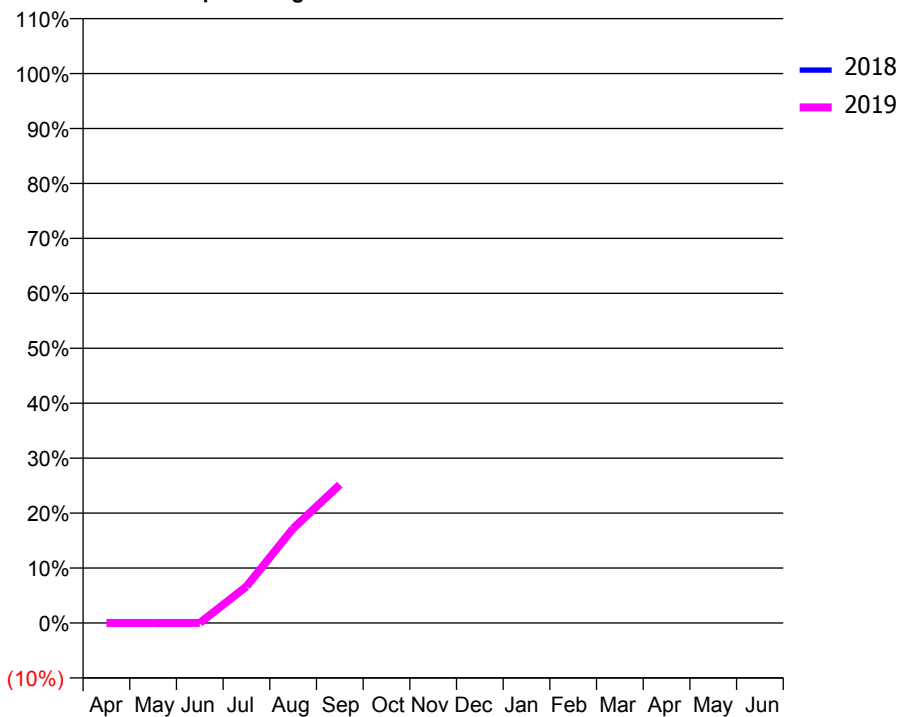
Patients seen in 24 months	Total	Change since previous quarter
Quarter ending September 2017	0	
Quarter ending December 2017	0	
Quarter ending March 2018	0	
Quarter ending June 2018	0	
Quarter ending September 2018	160	↑
Variance since September 2017	N/A	

Access trend analysis



ACTIVITY

Cumulative percentage of contracted UDA delivered 2018 & 2019



Month	Adjusted Scheduled Activity (UDA)	
	2018	2019
April	0	0
May	0	0
June	0	0
July	0	59
August	0	153
September	0	224
October	0	
November	0	
December	0	
January	0	
February	0	
March	0	
April	0	
May	0	
June	0	

QUALITY

	Quantity	Base Number	Contract	AT	Region	England
% of FP17s for the same patient ID Re-attending within 3 months - Children	0	60	0.0%	10.1%	12.2%	11.6%
% of FP17s for the same patient ID Re-attending within 3 months - Adults	0	62	0.0%	13.7%	15.8%	15.5%
% of FP17s for the same patient ID Re-attending between 3 & 9 months - Children	0	60	0.0%	61.7%	60.3%	58.8%
% of FP17s for the same patient ID Re-attending between 3 & 9 months - Adults	0	62	0.0%	55.5%	53.5%	51.1%
% of FP17s for Band 1 Urgent Courses	2	122	1.6%	8.2%	9.1%	9.0%
% of FP17s Relating to Free Repair or Replacements	1	122	0.8%	0.8%	1.0%	0.8%
% of FP17s Relating to Continuations	0	122	0.0%	1.0%	1.0%	0.9%
% of Patients satisfied with the dentistry they have received	0	0	N/A	92.3%	93.6%	93.3%
% of Patients satisfied with the time they had to wait for an appointment	0	0	N/A	88.3%	89.8%	88.9%

* This is based on patients treated on this contract for their most recent course of treatment. Figures in italics indicate the base number of FP17s or Patient Questionnaire responses are less than 100. N/A is shown where the base number of responses is less than 10 during the period. % is calculated as Quantity/Base number*100

Q52 - Vital Signs At a Glance Contract Report for 100784/0000 - September 2018


Name or company name	Dhinsa Dental Limited
Contract type name	GDS Contract
Purpose of contract	General
Contract start date	01/07/2018
Contract end date	31/03/2021

18/19 Contracted general activity (UDA)	332
Carry forward general activity (UDA)	0
18/19 Contracted orthodontic activity (UOA)	0
Carry forward orthodontic activity (UOA)	0
Baseline contract value	£9,395.60

ACCESS*

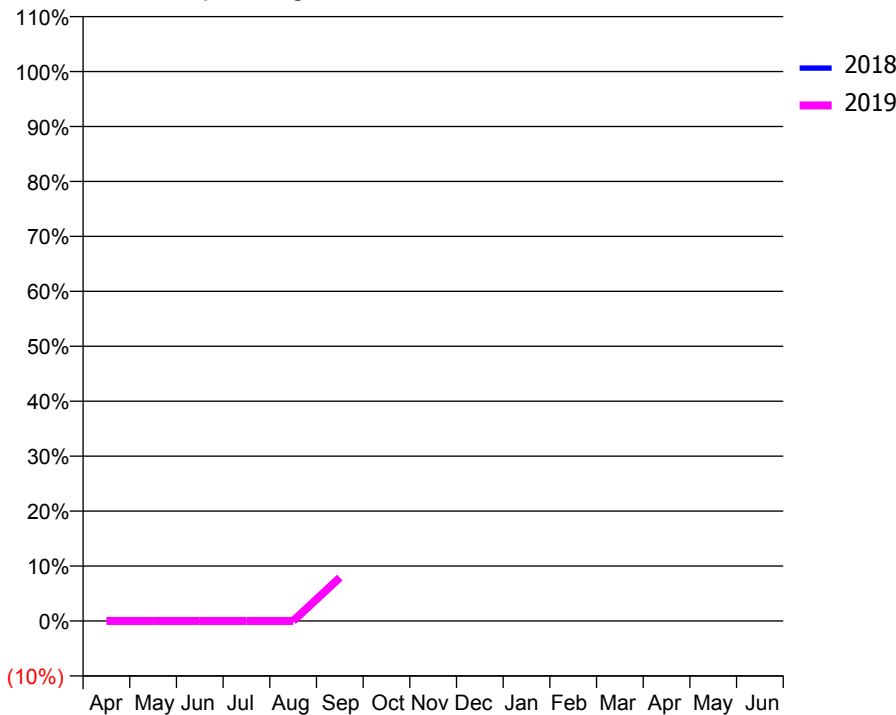
Patients seen in 24 months	Total	Change since previous quarter
Quarter ending September 2017	0	
Quarter ending December 2017	0	
Quarter ending March 2018	0	
Quarter ending June 2018	0	
Quarter ending September 2018	47	↑
Variance since September 2017	N/A	

Access trend analysis



ACTIVITY

Cumulative percentage of contracted UDA delivered 2018 & 2019



Month	Adjusted Scheduled Activity (UDA)	
	2018	2019
April	0	0
May	0	0
June	0	0
July	0	0
August	0	0
September	0	26
October	0	
November	0	
December	0	
January	0	
February	0	
March	0	
April	0	
May	0	
June	0	

QUALITY

	Quantity	Base Number	Contract	AT	Region	England
% of FP17s for the same patient ID Re-attending within 3 months - Children	1	10	10.0%	10.1%	12.2%	11.6%
% of FP17s for the same patient ID Re-attending within 3 months - Adults	0	12	0.0%	13.7%	15.8%	15.5%
% of FP17s for the same patient ID Re-attending between 3 & 9 months - Children	0	10	0.0%	61.7%	60.3%	58.8%
% of FP17s for the same patient ID Re-attending between 3 & 9 months - Adults	0	12	0.0%	55.5%	53.5%	51.1%
% of FP17s for Band 1 Urgent Courses	1	22	4.5%	8.2%	9.1%	9.0%
% of FP17s Relating to Free Repair or Replacements	0	22	0.0%	0.8%	1.0%	0.8%
% of FP17s Relating to Continuations	0	22	0.0%	1.0%	1.0%	0.9%
% of Patients satisfied with the dentistry they have received	0	0	N/A	92.3%	93.6%	93.3%
% of Patients satisfied with the time they had to wait for an appointment	0	0	N/A	88.3%	89.8%	88.9%

* This is based on patients treated on this contract for their most recent course of treatment. Figures in italics indicate the base number of FP17s or Patient Questionnaire responses are less than 100. N/A is shown where the base number of responses is less than 10 during the period. % is calculated as Quantity/Base number*100

Q52 - Vital Signs At a Glance Contract Report for 100785/0000 - September 2018


Name or company name	MRS SJ WEBSTER
Contract type name	GDS Contract
Purpose of contract	General
Contract start date	01/07/2018
Contract end date	31/03/2021

18/19 Contracted general activity (UDA)	572
Carry forward general activity (UDA)	0
18/19 Contracted orthodontic activity (UOA)	0
Carry forward orthodontic activity (UOA)	0
Baseline contract value	£16,187.60

ACCESS*

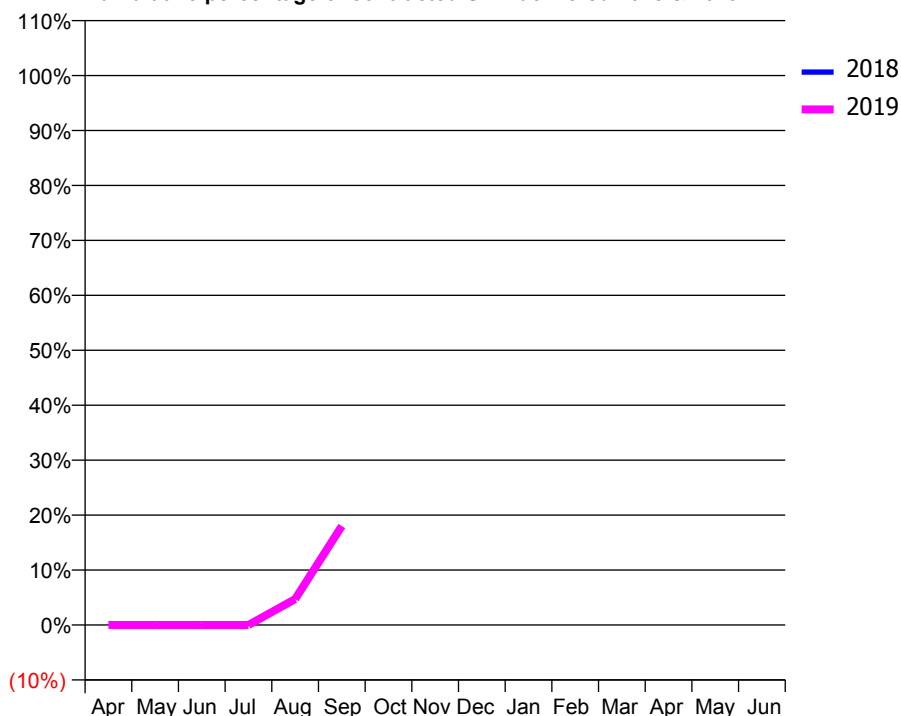
Patients seen in 24 months	Total	Change since previous quarter
Quarter ending September 2017	0	
Quarter ending December 2017	0	
Quarter ending March 2018	0	
Quarter ending June 2018	0	
Quarter ending September 2018	87	↑
Variance since September 2017	N/A	

Access trend analysis



ACTIVITY

Cumulative percentage of contracted UDA delivered 2018 & 2019



Month	Adjusted Scheduled Activity (UDA)	
	2018	2019
April	0	0
May	0	0
June	0	0
July	0	0
August	0	27
September	0	103
October	0	
November	0	
December	0	
January	0	
February	0	
March	0	
April	0	
May	0	
June	0	

QUALITY

	Quantity	Base Number	Contract	AT	Region	England
% of FP17s for the same patient ID Re-attending within 3 months - Children	0	50	0.0%	10.1%	12.2%	11.6%
% of FP17s for the same patient ID Re-attending within 3 months - Adults	0	13	0.0%	13.7%	15.8%	15.5%
% of FP17s for the same patient ID Re-attending between 3 & 9 months - Children	0	50	0.0%	61.7%	60.3%	58.8%
% of FP17s for the same patient ID Re-attending between 3 & 9 months - Adults	0	13	0.0%	55.5%	53.5%	51.1%
% of FP17s for Band 1 Urgent Courses	0	63	0.0%	8.2%	9.1%	9.0%
% of FP17s Relating to Free Repair or Replacements	0	63	0.0%	0.8%	1.0%	0.8%
% of FP17s Relating to Continuations	0	63	0.0%	1.0%	1.0%	0.9%
% of Patients satisfied with the dentistry they have received	0	0	N/A	92.3%	93.6%	93.3%
% of Patients satisfied with the time they had to wait for an appointment	0	0	N/A	88.3%	89.8%	88.9%

* This is based on patients treated on this contract for their most recent course of treatment. Figures in italics indicate the base number of FP17s or Patient Questionnaire responses are less than 100. N/A is shown where the base number of responses is less than 10 during the period. % is calculated as Quantity/Base number*100

Q52 - Vital Signs At a Glance Contract Report for 100811/0000 - September 2018


Name or company name	MR SH BASHIR
Contract type name	GDS Contract
Purpose of contract	General
Contract start date	01/07/2018
Contract end date	31/03/2021

18/19 Contracted general activity (UDA)	706
Carry forward general activity (UDA)	0
18/19 Contracted orthodontic activity (UOA)	0
Carry forward orthodontic activity (UOA)	0
Baseline contract value	£19,979.80

ACCESS*

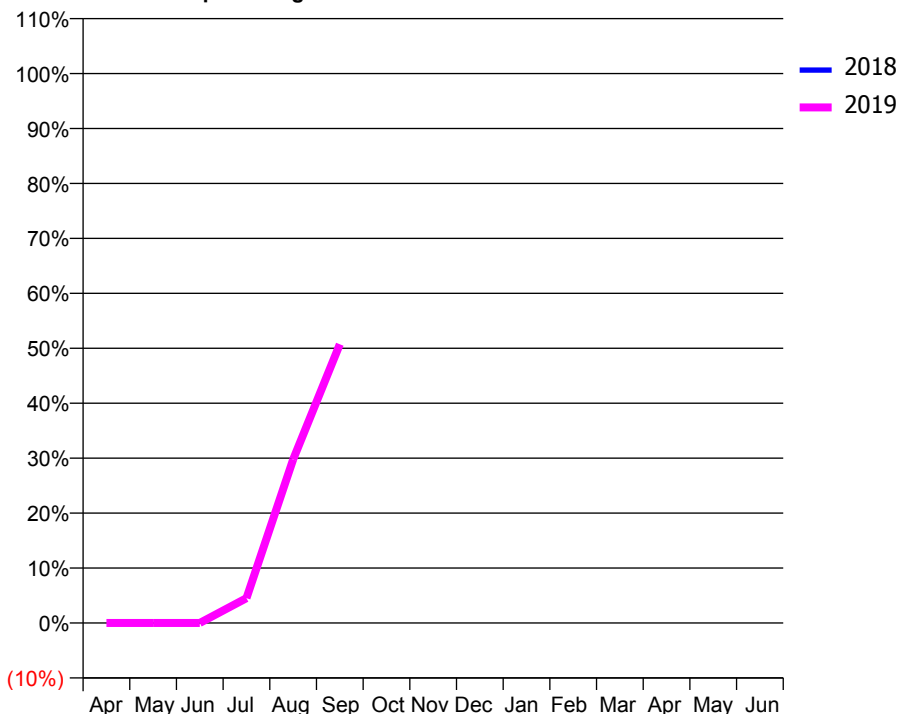
Patients seen in 24 months	Total	Change since previous quarter
Quarter ending September 2017	0	
Quarter ending December 2017	0	
Quarter ending March 2018	0	
Quarter ending June 2018	0	
Quarter ending September 2018	177	↑
Variance since September 2017	N/A	

Access trend analysis



ACTIVITY

Cumulative percentage of contracted UDA delivered 2018 & 2019



Month	Adjusted Scheduled Activity (UDA)	
	2018	2019
April	0	0
May	0	0
June	0	0
July	0	32
August	0	210
September	0	358
October	0	
November	0	
December	0	
January	0	
February	0	
March	0	
April	0	
May	0	
June	0	

QUALITY

	Quantity	Base Number	Contract	AT	Region	England
% of FP17s for the same patient ID Re-attending within 3 months - Children	0	45	0.0%	10.1%	12.2%	11.6%
% of FP17s for the same patient ID Re-attending within 3 months - Adults	1	125	0.8%	13.7%	15.8%	15.5%
% of FP17s for the same patient ID Re-attending between 3 & 9 months - Children	0	45	0.0%	61.7%	60.3%	58.8%
% of FP17s for the same patient ID Re-attending between 3 & 9 months - Adults	0	125	0.0%	55.5%	53.5%	51.1%
% of FP17s for Band 1 Urgent Courses	1	170	0.6%	8.2%	9.1%	9.0%
% of FP17s Relating to Free Repair or Replacements	0	170	0.0%	0.8%	1.0%	0.8%
% of FP17s Relating to Continuations	0	170	0.0%	1.0%	1.0%	0.9%
% of Patients satisfied with the dentistry they have received	0	0	N/A	92.3%	93.6%	93.3%
% of Patients satisfied with the time they had to wait for an appointment	0	0	N/A	88.3%	89.8%	88.9%

* This is based on patients treated on this contract for their most recent course of treatment. Figures in italics indicate the base number of FP17s or Patient Questionnaire responses are less than 100. N/A is shown where the base number of responses is less than 10 during the period. % is calculated as Quantity/Base number*100

Q52 - Vital Signs At a Glance Contract Report for 100812/0000 - September 2018


Name or company name	MISS NK KHROUD
Contract type name	GDS Contract
Purpose of contract	General
Contract start date	01/07/2018
Contract end date	31/03/2021

18/19 Contracted general activity (UDA)	470
Carry forward general activity (UDA)	0
18/19 Contracted orthodontic activity (UOA)	0
Carry forward orthodontic activity (UOA)	0
Baseline contract value	£13,301.00

ACCESS*

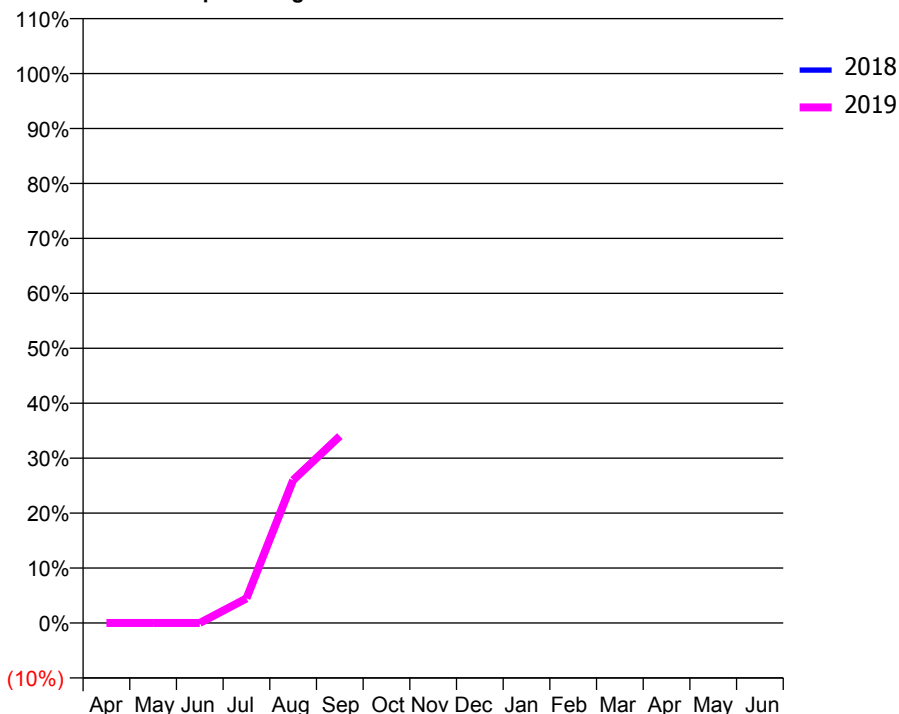
Patients seen in 24 months	Total	Change since previous quarter
Quarter ending September 2017	0	
Quarter ending December 2017	0	
Quarter ending March 2018	0	
Quarter ending June 2018	0	
Quarter ending September 2018	56	↑
Variance since September 2017	N/A	

Access trend analysis



ACTIVITY

Cumulative percentage of contracted UDA delivered 2018 & 2019



Month	Adjusted Scheduled Activity (UDA)	
	2018	2019
April	0	0
May	0	0
June	0	0
July	0	21
August	0	122
September	0	160
October	0	
November	0	
December	0	
January	0	
February	0	
March	0	
April	0	
May	0	
June	0	

QUALITY

	Quantity	Base Number	Contract	AT	Region	England
% of FP17s for the same patient ID Re-attending within 3 months - Children	0	17	0.0%	10.1%	12.2%	11.6%
% of FP17s for the same patient ID Re-attending within 3 months - Adults	0	38	0.0%	13.7%	15.8%	15.5%
% of FP17s for the same patient ID Re-attending between 3 & 9 months - Children	0	17	0.0%	61.7%	60.3%	58.8%
% of FP17s for the same patient ID Re-attending between 3 & 9 months - Adults	0	38	0.0%	55.5%	53.5%	51.1%
% of FP17s for Band 1 Urgent Courses	4	55	7.3%	8.2%	9.1%	9.0%
% of FP17s Relating to Free Repair or Replacements	0	55	0.0%	0.8%	1.0%	0.8%
% of FP17s Relating to Continuations	0	55	0.0%	1.0%	1.0%	0.9%
% of Patients satisfied with the dentistry they have received	0	0	N/A	92.3%	93.6%	93.3%
% of Patients satisfied with the time they had to wait for an appointment	0	0	N/A	88.3%	89.8%	88.9%

* This is based on patients treated on this contract for their most recent course of treatment. Figures in italics indicate the base number of FP17s or Patient Questionnaire responses are less than 100. N/A is shown where the base number of responses is less than 10 during the period. % is calculated as Quantity/Base number*100

Q52 - Vital Signs At a Glance Contract Report for 100815/0000 - September 2018


Name or company name	BANV Aesthetics Limited
Contract type name	GDS Contract
Purpose of contract	General
Contract start date	01/07/2018
Contract end date	31/03/2021

18/19 Contracted general activity (UDA)	754
Carry forward general activity (UDA)	0
18/19 Contracted orthodontic activity (UOA)	0
Carry forward orthodontic activity (UOA)	0
Baseline contract value	£21,338.20

ACCESS*

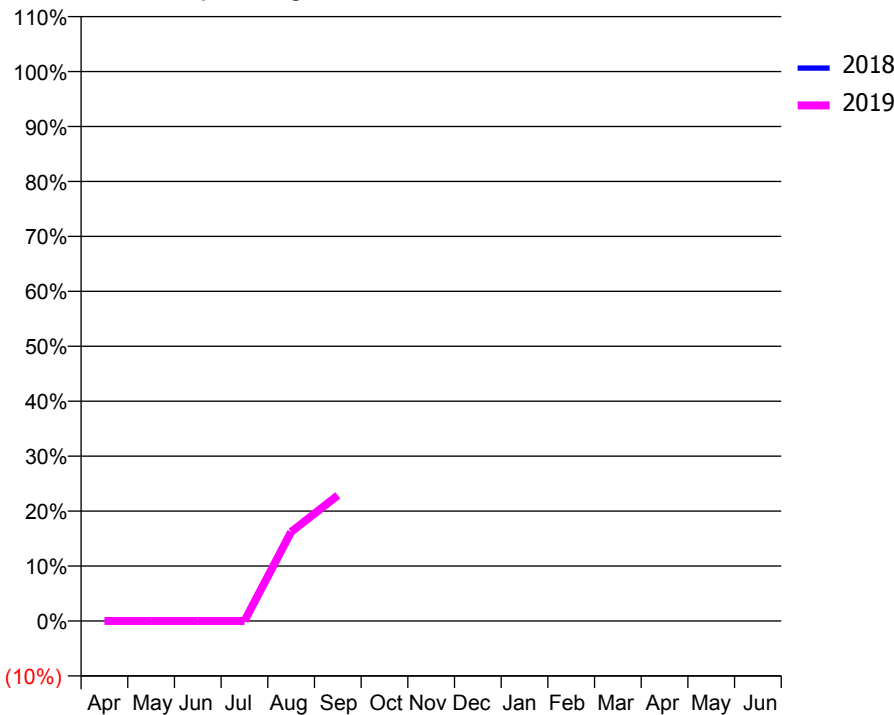
Patients seen in 24 months	Total	Change since previous quarter
Quarter ending September 2017	0	
Quarter ending December 2017	0	
Quarter ending March 2018	0	
Quarter ending June 2018	0	
Quarter ending September 2018	80	↑
Variance since September 2017	N/A	

Access trend analysis



ACTIVITY

Cumulative percentage of contracted UDA delivered 2018 & 2019



Month	Adjusted Scheduled Activity (UDA)	
	2018	2019
April	0	0
May	0	0
June	0	0
July	0	0
August	0	122
September	0	172
October	0	
November	0	
December	0	
January	0	
February	0	
March	0	
April	0	
May	0	
June	0	

QUALITY

	Quantity	Base Number	Contract	AT	Region	England
% of FP17s for the same patient ID Re-attending within 3 months - Children	0	32	0.0%	10.1%	12.2%	11.6%
% of FP17s for the same patient ID Re-attending within 3 months - Adults	0	34	0.0%	13.7%	15.8%	15.5%
% of FP17s for the same patient ID Re-attending between 3 & 9 months - Children	0	32	0.0%	61.7%	60.3%	58.8%
% of FP17s for the same patient ID Re-attending between 3 & 9 months - Adults	0	34	0.0%	55.5%	53.5%	51.1%
% of FP17s for Band 1 Urgent Courses	7	66	10.6%	8.2%	9.1%	9.0%
% of FP17s Relating to Free Repair or Replacements	0	66	0.0%	0.8%	1.0%	0.8%
% of FP17s Relating to Continuations	0	66	0.0%	1.0%	1.0%	0.9%
% of Patients satisfied with the dentistry they have received	0	0	N/A	92.3%	93.6%	93.3%
% of Patients satisfied with the time they had to wait for an appointment	0	0	N/A	88.3%	89.8%	88.9%

* This is based on patients treated on this contract for their most recent course of treatment. Figures in italics indicate the base number of FP17s or Patient Questionnaire responses are less than 100. N/A is shown where the base number of responses is less than 10 during the period. % is calculated as Quantity/Base number*100

Q52 - Vital Signs At a Glance Contract Report for 100816/0000 - September 2018


Name or company name	MRS FY MARTIN
Contract type name	GDS Contract
Purpose of contract	General
Contract start date	01/07/2018
Contract end date	31/03/2021

18/19 Contracted general activity (UDA)	300
Carry forward general activity (UDA)	0
18/19 Contracted orthodontic activity (UOA)	0
Carry forward orthodontic activity (UOA)	0
Baseline contract value	£8,490.00

ACCESS*

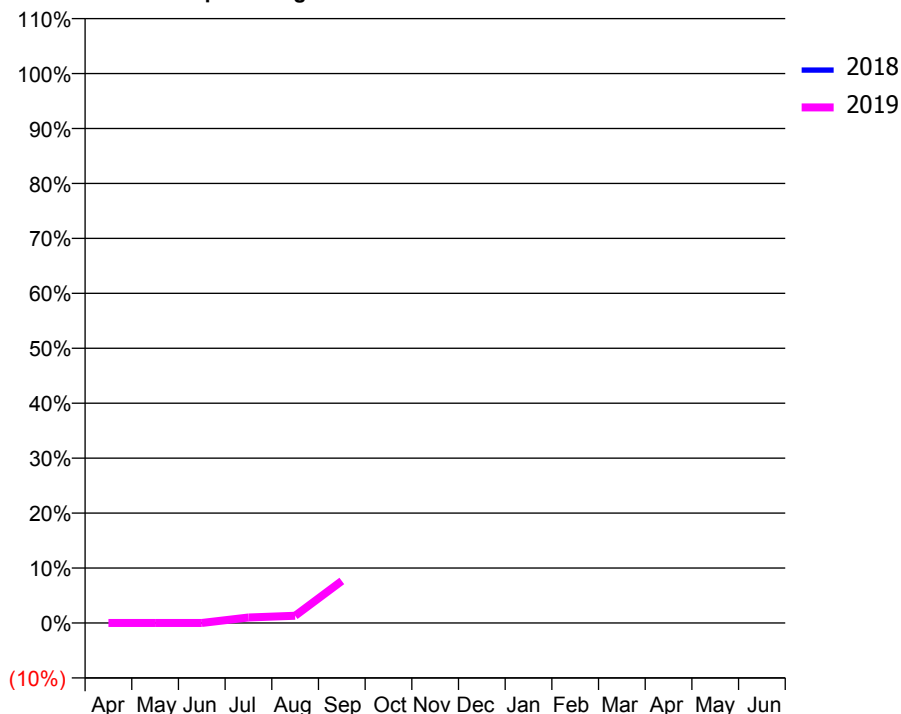
Patients seen in 24 months	Total	Change since previous quarter
Quarter ending September 2017	0	
Quarter ending December 2017	0	
Quarter ending March 2018	0	
Quarter ending June 2018	0	
Quarter ending September 2018	17	↑
Variance since September 2017	N/A	

Access trend analysis



ACTIVITY

Cumulative percentage of contracted UDA delivered 2018 & 2019



Adjusted Scheduled Activity (UDA)

Month	2018	2019
April	0	0
May	0	0
June	0	0
July	0	3
August	0	4
September	0	23
October	0	
November	0	
December	0	
January	0	
February	0	
March	0	
April	0	
May	0	
June	0	

QUALITY

	Quantity	Base Number	Contract	AT	Region	England
% of FP17s for the same patient ID Re-attending within 3 months - Children	0	9	0.0%	10.1%	12.2%	11.6%
% of FP17s for the same patient ID Re-attending within 3 months - Adults	0	1	0.0%	13.7%	15.8%	15.5%
% of FP17s for the same patient ID Re-attending between 3 & 9 months - Children	0	9	0.0%	61.7%	60.3%	58.8%
% of FP17s for the same patient ID Re-attending between 3 & 9 months - Adults	0	1	0.0%	55.5%	53.5%	51.1%
% of FP17s for Band 1 Urgent Courses	0	10	0.0%	8.2%	9.1%	9.0%
% of FP17s Relating to Free Repair or Replacements	0	10	0.0%	0.8%	1.0%	0.8%
% of FP17s Relating to Continuations	0	10	0.0%	1.0%	1.0%	0.9%
% of Patients satisfied with the dentistry they have received	0	0	N/A	92.3%	93.6%	93.3%
% of Patients satisfied with the time they had to wait for an appointment	0	0	N/A	88.3%	89.8%	88.9%

* This is based on patients treated on this contract for their most recent course of treatment. Figures in italics indicate the base number of FP17s or Patient Questionnaire responses are less than 100. N/A is shown where the base number of responses is less than 10 during the period. % is calculated as Quantity/Base number*100

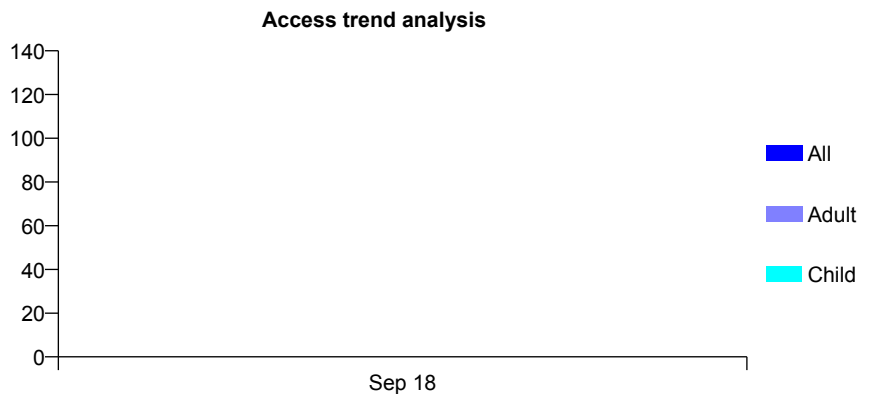
Q52 - Vital Signs At a Glance Contract Report for 100817/0000 - September 2018

Name or company name	MR RS NICHOLSON
Contract type name	GDS Contract
Purpose of contract	General
Contract start date	01/07/2018
Contract end date	31/03/2021

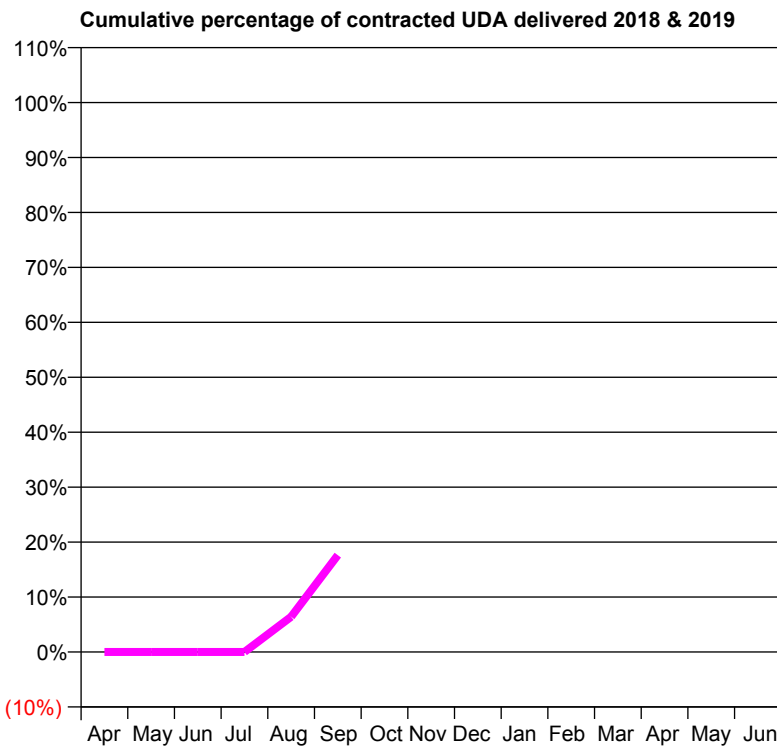
18/19 Contracted general activity (UDA)	1,217
Carry forward general activity (UDA)	0
18/19 Contracted orthodontic activity (UOA)	0
Carry forward orthodontic activity (UOA)	0
Baseline contract value	£34,441.10

ACCESS*

Patients seen in 24 months	Total	Change since previous quarter
Quarter ending September 2017	0	
Quarter ending December 2017	0	
Quarter ending March 2018	0	
Quarter ending June 2018	0	
Quarter ending September 2018	126	↑
Variance since September 2017	N/A	



ACTIVITY



Month	Adjusted Scheduled Activity (UDA)	
	2018	2019
April	0	0
May	0	0
June	0	0
July	0	0
August	0	78
September	0	215
October	0	0
November	0	0
December	0	0
January	0	0
February	0	0
March	0	0
April	0	0
May	0	0
June	0	0

QUALITY

	Quantity	Base Number	Contract	AT	Region	England
% of FP17s for the same patient ID Re-attending within 3 months - Children	0	46	0.0%	10.1%	12.2%	11.6%
% of FP17s for the same patient ID Re-attending within 3 months - Adults	1	71	1.4%	13.7%	15.8%	15.5%
% of FP17s for the same patient ID Re-attending between 3 & 9 months - Children	0	46	0.0%	61.7%	60.3%	58.8%
% of FP17s for the same patient ID Re-attending between 3 & 9 months - Adults	0	71	0.0%	55.5%	53.5%	51.1%
% of FP17s for Band 1 Urgent Courses	3	117	2.6%	8.2%	9.1%	9.0%
% of FP17s Relating to Free Repair or Replacements	0	117	0.0%	0.8%	1.0%	0.8%
% of FP17s Relating to Continuations	0	117	0.0%	1.0%	1.0%	0.9%
% of Patients satisfied with the dentistry they have received	0	0	N/A	92.3%	93.6%	93.3%
% of Patients satisfied with the time they had to wait for an appointment	0	0	N/A	88.3%	89.8%	88.9%

* This is based on patients treated on this contract for their most recent course of treatment. Figures in italics indicate the base number of FP17s or Patient Questionnaire responses are less than 100. N/A is shown where the base number of responses is less than 10 during the period. % is calculated as Quantity/Base number*100

Q52 - Vital Signs At a Glance Contract Report for 100819/0000 - September 2018


Name or company name	Thornhill Dental Surgery Ltd
Contract type name	GDS Contract
Purpose of contract	General
Contract start date	01/07/2018
Contract end date	31/03/2021

18/19 Contracted general activity (UDA)	1,910
Carry forward general activity (UDA)	0
18/19 Contracted orthodontic activity (UOA)	0
Carry forward orthodontic activity (UOA)	0
Baseline contract value	£54,053.00

ACCESS*

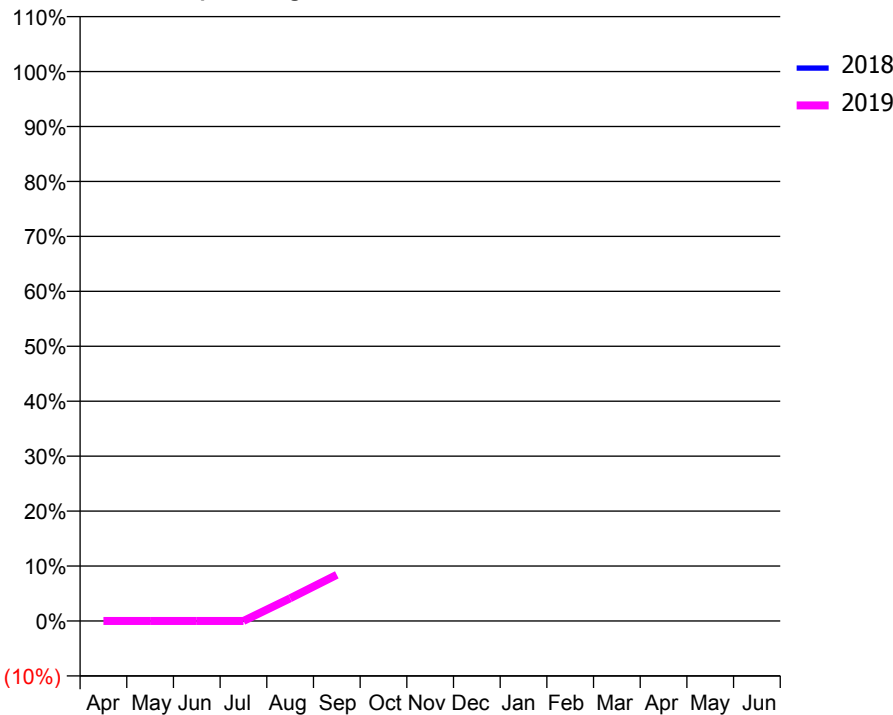
Patients seen in 24 months	Total	Change since previous quarter
Quarter ending September 2017	0	
Quarter ending December 2017	0	
Quarter ending March 2018	0	
Quarter ending June 2018	0	
Quarter ending September 2018	101	↑
Variance since September 2017	N/A	

Access trend analysis



ACTIVITY

Cumulative percentage of contracted UDA delivered 2018 & 2019



Month	Adjusted Scheduled Activity (UDA)	
	2018	2019
April	0	0
May	0	0
June	0	0
July	0	0
August	0	79
September	0	160
October	0	
November	0	
December	0	
January	0	
February	0	
March	0	
April	0	
May	0	
June	0	

QUALITY

	Quantity	Base Number	Contract	AT	Region	England
% of FP17s for the same patient ID Re-attending within 3 months - Children	0	11	0.0%	10.1%	12.2%	11.6%
% of FP17s for the same patient ID Re-attending within 3 months - Adults	0	58	0.0%	13.7%	15.8%	15.5%
% of FP17s for the same patient ID Re-attending between 3 & 9 months - Children	0	11	0.0%	61.7%	60.3%	58.8%
% of FP17s for the same patient ID Re-attending between 3 & 9 months - Adults	0	58	0.0%	55.5%	53.5%	51.1%
% of FP17s for Band 1 Urgent Courses	2	69	2.9%	8.2%	9.1%	9.0%
% of FP17s Relating to Free Repair or Replacements	0	69	0.0%	0.8%	1.0%	0.8%
% of FP17s Relating to Continuations	0	69	0.0%	1.0%	1.0%	0.9%
% of Patients satisfied with the dentistry they have received	0	0	N/A	92.3%	93.6%	93.3%
% of Patients satisfied with the time they had to wait for an appointment	0	0	N/A	88.3%	89.8%	88.9%

* This is based on patients treated on this contract for their most recent course of treatment. Figures in italics indicate the base number of FP17s or Patient Questionnaire responses are less than 100. N/A is shown where the base number of responses is less than 10 during the period. % is calculated as Quantity/Base number*100

Q52 - Vital Signs At a Glance Contract Report for 100820/0000 - September 2018

Name or company name	Whitehall Dental Care
Contract type name	GDS Contract
Purpose of contract	General
Contract start date	01/07/2018
Contract end date	31/03/2021

18/19 Contracted general activity (UDA)	697
Carry forward general activity (UDA)	0
18/19 Contracted orthodontic activity (UOA)	0
Carry forward orthodontic activity (UOA)	0
Baseline contract value	£19,725.10

ACCESS*

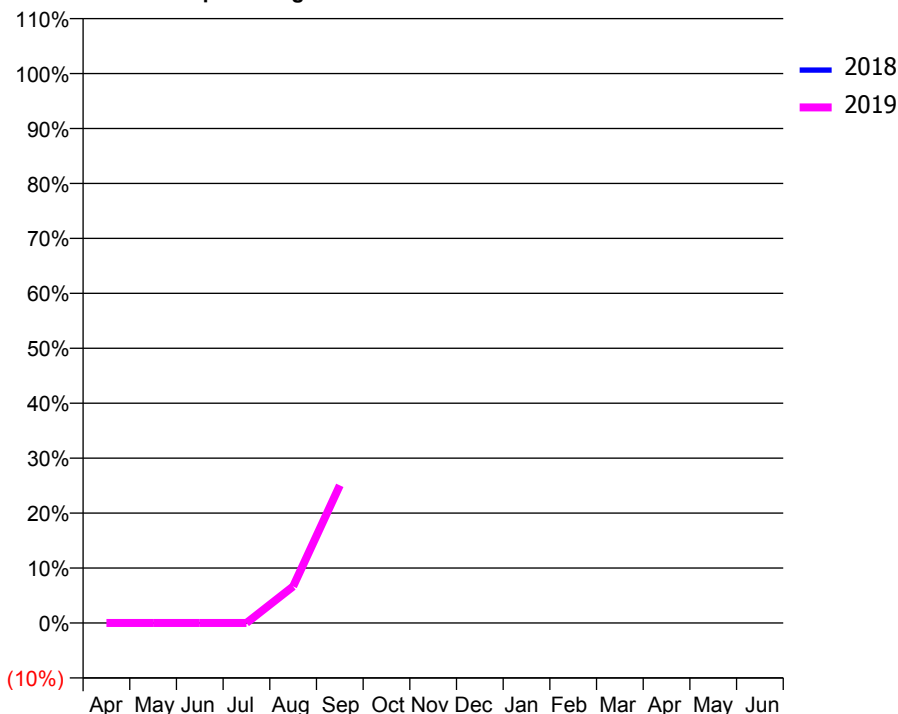
Patients seen in 24 months	Total	Change since previous quarter
Quarter ending September 2017	0	
Quarter ending December 2017	0	
Quarter ending March 2018	0	
Quarter ending June 2018	0	
Quarter ending September 2018	156	↑
Variance since September 2017	N/A	

Access trend analysis



ACTIVITY

Cumulative percentage of contracted UDA delivered 2018 & 2019



Adjusted Scheduled Activity (UDA)

Month	2018	2019
April	0	0
May	0	0
June	0	0
July	0	0
August	0	46
September	0	175
October	0	
November	0	
December	0	
January	0	
February	0	
March	0	
April	0	
May	0	
June	0	

QUALITY

	Quantity	Base Number	Contract	AT	Region	England
% of FP17s for the same patient ID Re-attending within 3 months - Children	0	139	0.0%	10.1%	12.2%	11.6%
% of FP17s for the same patient ID Re-attending within 3 months - Adults	0	3	0.0%	13.7%	15.8%	15.5%
% of FP17s for the same patient ID Re-attending between 3 & 9 months - Children	0	139	0.0%	61.7%	60.3%	58.8%
% of FP17s for the same patient ID Re-attending between 3 & 9 months - Adults	0	3	0.0%	55.5%	53.5%	51.1%
% of FP17s for Band 1 Urgent Courses	3	142	2.1%	8.2%	9.1%	9.0%
% of FP17s Relating to Free Repair or Replacements	0	142	0.0%	0.8%	1.0%	0.8%
% of FP17s Relating to Continuations	0	142	0.0%	1.0%	1.0%	0.9%
% of Patients satisfied with the dentistry they have received	0	0	N/A	92.3%	93.6%	93.3%
% of Patients satisfied with the time they had to wait for an appointment	0	0	N/A	88.3%	89.8%	88.9%

* This is based on patients treated on this contract for their most recent course of treatment. Figures in italics indicate the base number of FP17s or Patient Questionnaire responses are less than 100. N/A is shown where the base number of responses is less than 10 during the period. % is calculated as Quantity/Base number*100

Q52 - Vital Signs At a Glance Contract Report for 100821/0000 - September 2018


Name or company name	Elland Practice Ltd
Contract type name	GDS Contract
Purpose of contract	General
Contract start date	01/07/2018
Contract end date	31/03/2021

18/19 Contracted general activity (UDA)	1,839
Carry forward general activity (UDA)	0
18/19 Contracted orthodontic activity (UOA)	0
Carry forward orthodontic activity (UOA)	0
Baseline contract value	£52,043.70

ACCESS*

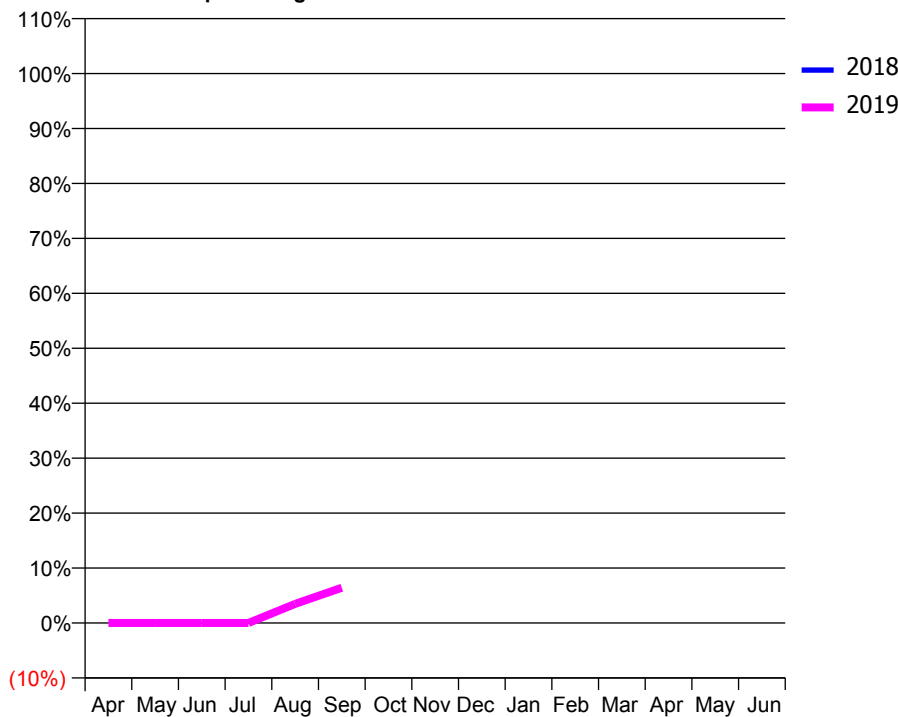
Patients seen in 24 months	Total	Change since previous quarter
Quarter ending September 2017	0	
Quarter ending December 2017	0	
Quarter ending March 2018	0	
Quarter ending June 2018	0	
Quarter ending September 2018	36	↑
Variance since September 2017	N/A	

Access trend analysis



ACTIVITY

Cumulative percentage of contracted UDA delivered 2018 & 2019



Adjusted Scheduled Activity (UDA)

Month	2018	2019
April	0	0
May	0	0
June	0	0
July	0	0
August	0	64
September	0	118
October	0	
November	0	
December	0	
January	0	
February	0	
March	0	
April	0	
May	0	
June	0	

QUALITY

	Quantity	Base Number	Contract	AT	Region	England
% of FP17s for the same patient ID Re-attending within 3 months - Children	0	6	0.0%	10.1%	12.2%	11.6%
% of FP17s for the same patient ID Re-attending within 3 months - Adults	1	24	4.2%	13.7%	15.8%	15.5%
% of FP17s for the same patient ID Re-attending between 3 & 9 months - Children	0	6	0.0%	61.7%	60.3%	58.8%
% of FP17s for the same patient ID Re-attending between 3 & 9 months - Adults	0	24	0.0%	55.5%	53.5%	51.1%
% of FP17s for Band 1 Urgent Courses	0	30	0.0%	8.2%	9.1%	9.0%
% of FP17s Relating to Free Repair or Replacements	0	30	0.0%	0.8%	1.0%	0.8%
% of FP17s Relating to Continuations	1	30	3.3%	1.0%	1.0%	0.9%
% of Patients satisfied with the dentistry they have received	0	0	N/A	92.3%	93.6%	93.3%
% of Patients satisfied with the time they had to wait for an appointment	0	0	N/A	88.3%	89.8%	88.9%

* This is based on patients treated on this contract for their most recent course of treatment. Figures in italics indicate the base number of FP17s or Patient Questionnaire responses are less than 100. N/A is shown where the base number of responses is less than 10 during the period. % is calculated as Quantity/Base number*100

Q52 - Vital Signs At a Glance Contract Report for 100822/0000 - September 2018


Name or company name	Brighthouse Dental Team Ltd
Contract type name	GDS Contract
Purpose of contract	General
Contract start date	01/07/2018
Contract end date	31/03/2021

18/19 Contracted general activity (UDA)	380
Carry forward general activity (UDA)	0
18/19 Contracted orthodontic activity (UOA)	0
Carry forward orthodontic activity (UOA)	0
Baseline contract value	£10,754.00

ACCESS*

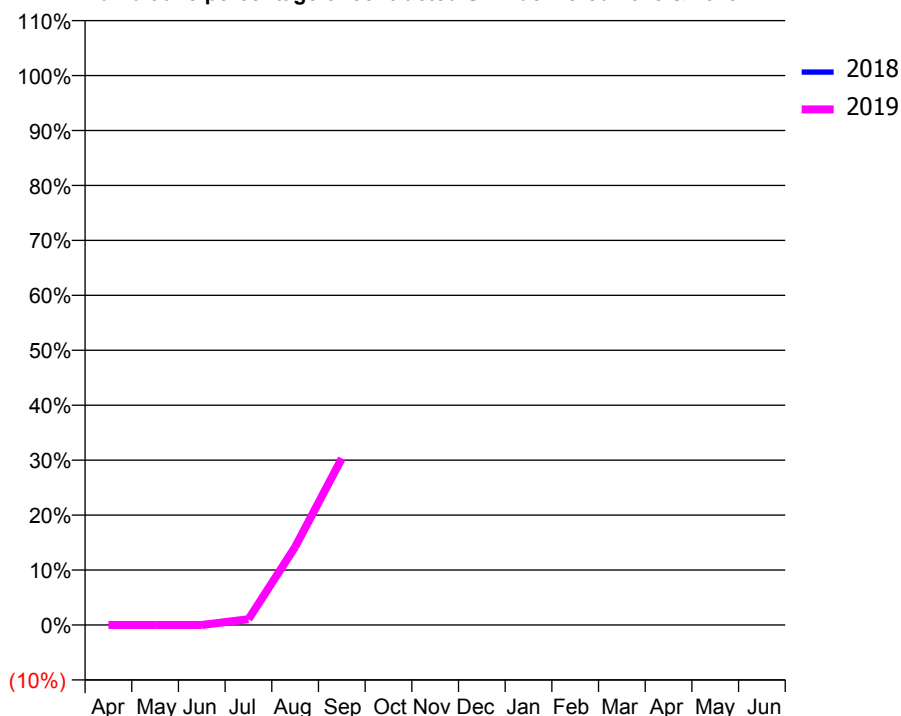
Patients seen in 24 months	Total	Change since previous quarter
Quarter ending September 2017	0	
Quarter ending December 2017	0	
Quarter ending March 2018	0	
Quarter ending June 2018	0	
Quarter ending September 2018	99	↑
Variance since September 2017	N/A	

Access trend analysis



ACTIVITY

Cumulative percentage of contracted UDA delivered 2018 & 2019



Month	Adjusted Scheduled Activity (UDA)	
	2018	2019
April	0	0
May	0	0
June	0	0
July	0	4
August	0	54
September	0	115
October	0	
November	0	
December	0	
January	0	
February	0	
March	0	
April	0	
May	0	
June	0	

QUALITY

	Quantity	Base Number	Contract	AT	Region	England
% of FP17s for the same patient ID Re-attending within 3 months - Children	0	26	0.0%	10.1%	12.2%	11.6%
% of FP17s for the same patient ID Re-attending within 3 months - Adults	1	57	1.8%	13.7%	15.8%	15.5%
% of FP17s for the same patient ID Re-attending between 3 & 9 months - Children	0	26	0.0%	61.7%	60.3%	58.8%
% of FP17s for the same patient ID Re-attending between 3 & 9 months - Adults	0	57	0.0%	55.5%	53.5%	51.1%
% of FP17s for Band 1 Urgent Courses	1	83	1.2%	8.2%	9.1%	9.0%
% of FP17s Relating to Free Repair or Replacements	0	83	0.0%	0.8%	1.0%	0.8%
% of FP17s Relating to Continuations	0	83	0.0%	1.0%	1.0%	0.9%
% of Patients satisfied with the dentistry they have received	0	0	N/A	92.3%	93.6%	93.3%
% of Patients satisfied with the time they had to wait for an appointment	0	0	N/A	88.3%	89.8%	88.9%

* This is based on patients treated on this contract for their most recent course of treatment. Figures in italics indicate the base number of FP17s or Patient Questionnaire responses are less than 100. N/A is shown where the base number of responses is less than 10 during the period. % is calculated as Quantity/Base number*100

Q52 - Vital Signs At a Glance Contract Report for 100823/0000 - September 2018


Name or company name	S K Exel Dental Limited
Contract type name	GDS Contract
Purpose of contract	General
Contract start date	01/07/2018
Contract end date	31/03/2021

18/19 Contracted general activity (UDA)	2,174
Carry forward general activity (UDA)	0
18/19 Contracted orthodontic activity (UOA)	0
Carry forward orthodontic activity (UOA)	0
Baseline contract value	£61,524.20

ACCESS*

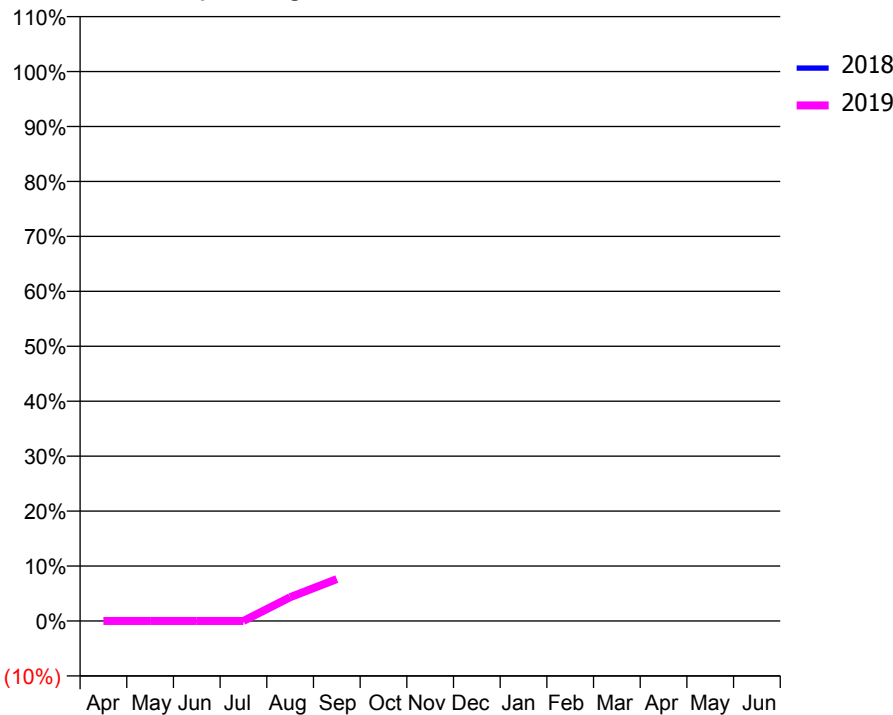
Patients seen in 24 months	Total	Change since previous quarter
Quarter ending September 2017	0	
Quarter ending December 2017	0	
Quarter ending March 2018	0	
Quarter ending June 2018	0	
Quarter ending September 2018	108	↑
Variance since September 2017	N/A	

Access trend analysis



ACTIVITY

Cumulative percentage of contracted UDA delivered 2018 & 2019



Month	Adjusted Scheduled Activity (UDA)	
	2018	2019
April	0	0
May	0	0
June	0	0
July	0	0
August	0	94
September	0	166
October	0	
November	0	
December	0	
January	0	
February	0	
March	0	
April	0	
May	0	
June	0	

QUALITY

	Quantity	Base Number	Contract	AT	Region	England
% of FP17s for the same patient ID Re-attending within 3 months - Children	0	44	0.0%	10.1%	12.2%	11.6%
% of FP17s for the same patient ID Re-attending within 3 months - Adults	0	67	0.0%	13.7%	15.8%	15.5%
% of FP17s for the same patient ID Re-attending between 3 & 9 months - Children	0	44	0.0%	61.7%	60.3%	58.8%
% of FP17s for the same patient ID Re-attending between 3 & 9 months - Adults	0	67	0.0%	55.5%	53.5%	51.1%
% of FP17s for Band 1 Urgent Courses	19	111	17.1%	8.2%	9.1%	9.0%
% of FP17s Relating to Free Repair or Replacements	0	111	0.0%	0.8%	1.0%	0.8%
% of FP17s Relating to Continuations	0	111	0.0%	1.0%	1.0%	0.9%
% of Patients satisfied with the dentistry they have received	0	0	N/A	92.3%	93.6%	93.3%
% of Patients satisfied with the time they had to wait for an appointment	0	0	N/A	88.3%	89.8%	88.9%

* This is based on patients treated on this contract for their most recent course of treatment. Figures in italics indicate the base number of FP17s or Patient Questionnaire responses are less than 100. N/A is shown where the base number of responses is less than 10 during the period. % is calculated as Quantity/Base number*100

Q52 - Vital Signs At a Glance Contract Report for 100824/0000 - September 2018


Name or company name	Perfect Smile Clinic (UK) Ltd
Contract type name	GDS Contract
Purpose of contract	General
Contract start date	01/07/2018
Contract end date	31/03/2021

18/19 Contracted general activity (UDA)	685
Carry forward general activity (UDA)	0
18/19 Contracted orthodontic activity (UOA)	0
Carry forward orthodontic activity (UOA)	0
Baseline contract value	£19,385.50

ACCESS*

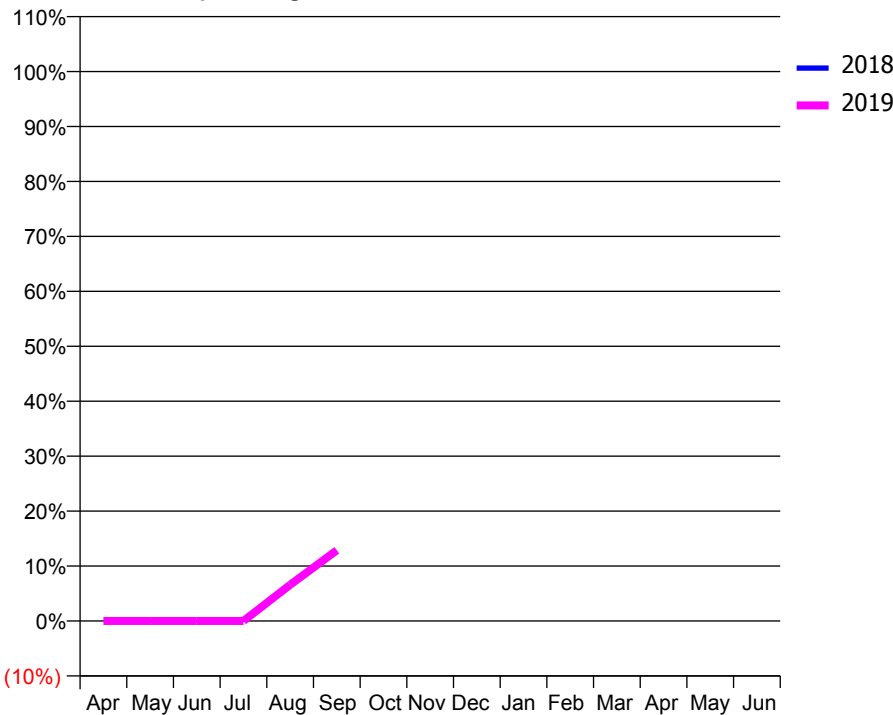
Patients seen in 24 months	Total	Change since previous quarter
Quarter ending September 2017	0	
Quarter ending December 2017	0	
Quarter ending March 2018	0	
Quarter ending June 2018	0	
Quarter ending September 2018	41	↑
Variance since September 2017	N/A	

Access trend analysis



ACTIVITY

Cumulative percentage of contracted UDA delivered 2018 & 2019



Month	Adjusted Scheduled Activity (UDA)	
	2018	2019
April	0	0
May	0	0
June	0	0
July	0	0
August	0	45
September	0	88
October	0	
November	0	
December	0	
January	0	
February	0	
March	0	
April	0	
May	0	
June	0	

QUALITY

	Quantity	Base Number	Contract	AT	Region	England
% of FP17s for the same patient ID Re-attending within 3 months - Children	0	9	0.0%	10.1%	12.2%	11.6%
% of FP17s for the same patient ID Re-attending within 3 months - Adults	0	23	0.0%	13.7%	15.8%	15.5%
% of FP17s for the same patient ID Re-attending between 3 & 9 months - Children	0	9	0.0%	61.7%	60.3%	58.8%
% of FP17s for the same patient ID Re-attending between 3 & 9 months - Adults	0	23	0.0%	55.5%	53.5%	51.1%
% of FP17s for Band 1 Urgent Courses	1	32	3.1%	8.2%	9.1%	9.0%
% of FP17s Relating to Free Repair or Replacements	0	32	0.0%	0.8%	1.0%	0.8%
% of FP17s Relating to Continuations	0	32	0.0%	1.0%	1.0%	0.9%
% of Patients satisfied with the dentistry they have received	0	0	N/A	92.3%	93.6%	93.3%
% of Patients satisfied with the time they had to wait for an appointment	0	0	N/A	88.3%	89.8%	88.9%

* This is based on patients treated on this contract for their most recent course of treatment. Figures in italics indicate the base number of FP17s or Patient Questionnaire responses are less than 100. N/A is shown where the base number of responses is less than 10 during the period. % is calculated as Quantity/Base number*100

Q52 - Vital Signs At a Glance Contract Report for 100826/0000 - September 2018


Name or company name	MR JS DEU
Contract type name	GDS Contract
Purpose of contract	General
Contract start date	01/07/2018
Contract end date	31/03/2021

18/19 Contracted general activity (UDA)	1,188
Carry forward general activity (UDA)	0
18/19 Contracted orthodontic activity (UOA)	0
Carry forward orthodontic activity (UOA)	0
Baseline contract value	£33,620.40

ACCESS*

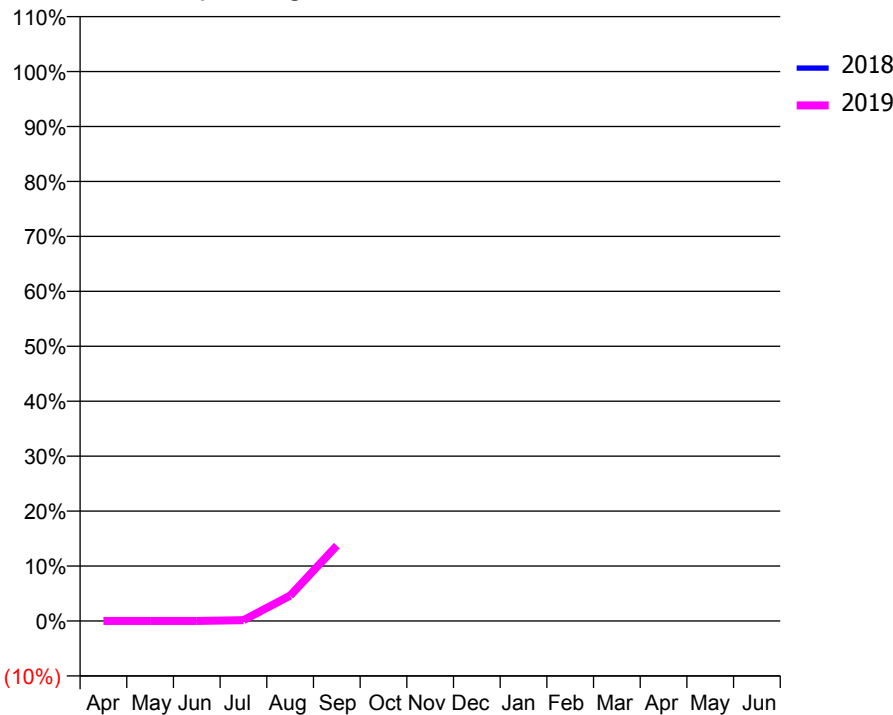
Patients seen in 24 months	Total	Change since previous quarter
Quarter ending September 2017	0	
Quarter ending December 2017	0	
Quarter ending March 2018	0	
Quarter ending June 2018	0	
Quarter ending September 2018	101	↑
Variance since September 2017	N/A	

Access trend analysis



ACTIVITY

Cumulative percentage of contracted UDA delivered 2018 & 2019



Month	Adjusted Scheduled Activity (UDA)	
	2018	2019
April	0	0
May	0	0
June	0	0
July	0	2
August	0	55
September	0	163
October	0	
November	0	
December	0	
January	0	
February	0	
March	0	
April	0	
May	0	
June	0	

QUALITY

	Quantity	Base Number	Contract	AT	Region	England
% of FP17s for the same patient ID Re-attending within 3 months - Children	0	29	0.0%	10.1%	12.2%	11.6%
% of FP17s for the same patient ID Re-attending within 3 months - Adults	0	52	0.0%	13.7%	15.8%	15.5%
% of FP17s for the same patient ID Re-attending between 3 & 9 months - Children	0	29	0.0%	61.7%	60.3%	58.8%
% of FP17s for the same patient ID Re-attending between 3 & 9 months - Adults	0	52	0.0%	55.5%	53.5%	51.1%
% of FP17s for Band 1 Urgent Courses	0	81	0.0%	8.2%	9.1%	9.0%
% of FP17s Relating to Free Repair or Replacements	0	81	0.0%	0.8%	1.0%	0.8%
% of FP17s Relating to Continuations	0	81	0.0%	1.0%	1.0%	0.9%
% of Patients satisfied with the dentistry they have received	0	0	N/A	92.3%	93.6%	93.3%
% of Patients satisfied with the time they had to wait for an appointment	0	0	N/A	88.3%	89.8%	88.9%

* This is based on patients treated on this contract for their most recent course of treatment. Figures in italics indicate the base number of FP17s or Patient Questionnaire responses are less than 100. N/A is shown where the base number of responses is less than 10 during the period. % is calculated as Quantity/Base number*100

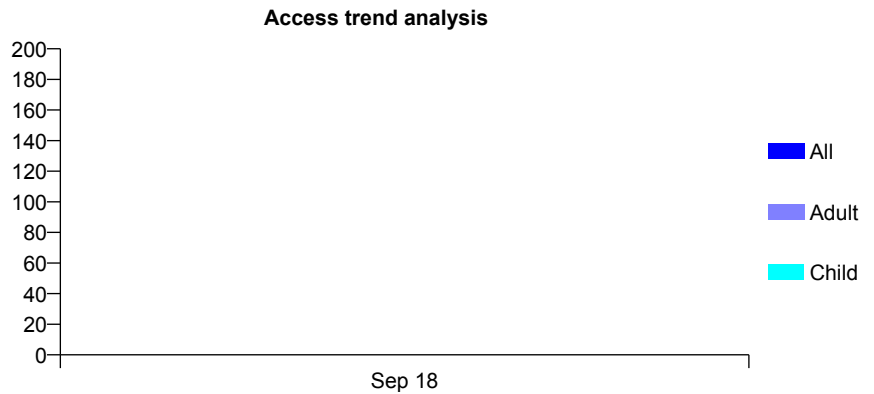
Q52 - Vital Signs At a Glance Contract Report for 100827/0000 - September 2018

Name or company name	MR PR ELLUL
Contract type name	GDS Contract
Purpose of contract	General
Contract start date	01/07/2018
Contract end date	31/03/2021

18/19 Contracted general activity (UDA)	1,030
Carry forward general activity (UDA)	0
18/19 Contracted orthodontic activity (UOA)	0
Carry forward orthodontic activity (UOA)	0
Baseline contract value	£29,149.00

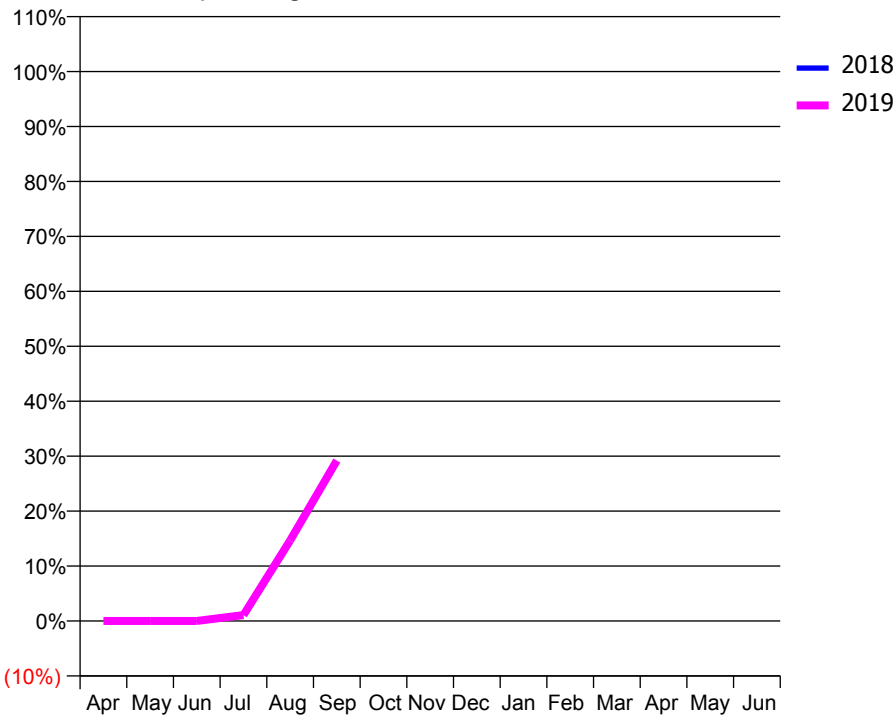
ACCESS*

Patients seen in 24 months	Total	Change since previous quarter
Quarter ending September 2017	0	
Quarter ending December 2017	0	
Quarter ending March 2018	0	
Quarter ending June 2018	0	
Quarter ending September 2018	198	↑
Variance since September 2017	N/A	



ACTIVITY

Cumulative percentage of contracted UDA delivered 2018 & 2019



Month	Adjusted Scheduled Activity (UDA)	
	2018	2019
April	0	0
May	0	0
June	0	0
July	0	11
August	0	151
September	0	301
October	0	
November	0	
December	0	
January	0	
February	0	
March	0	
April	0	
May	0	
June	0	

QUALITY

	Quantity	Base Number	Contract	AT	Region	England
% of FP17s for the same patient ID Re-attending within 3 months - Children	1	67	1.5%	10.1%	12.2%	11.6%
% of FP17s for the same patient ID Re-attending within 3 months - Adults	3	109	2.8%	13.7%	15.8%	15.5%
% of FP17s for the same patient ID Re-attending between 3 & 9 months - Children	0	67	0.0%	61.7%	60.3%	58.8%
% of FP17s for the same patient ID Re-attending between 3 & 9 months - Adults	0	109	0.0%	55.5%	53.5%	51.1%
% of FP17s for Band 1 Urgent Courses	9	176	5.1%	8.2%	9.1%	9.0%
% of FP17s Relating to Free Repair or Replacements	0	176	0.0%	0.8%	1.0%	0.8%
% of FP17s Relating to Continuations	1	176	0.6%	1.0%	1.0%	0.9%
% of Patients satisfied with the dentistry they have received	0	0	N/A	92.3%	93.6%	93.3%
% of Patients satisfied with the time they had to wait for an appointment	0	0	N/A	88.3%	89.8%	88.9%

* This is based on patients treated on this contract for their most recent course of treatment. Figures in italics indicate the base number of FP17s or Patient Questionnaire responses are less than 100. N/A is shown where the base number of responses is less than 10 during the period. % is calculated as Quantity/Base number*100

Q52 - Vital Signs At a Glance Contract Report for 100828/0000 - September 2018

Name or company name	Bingley Dental Practice
Contract type name	GDS Contract
Purpose of contract	General
Contract start date	01/07/2018
Contract end date	31/03/2021

18/19 Contracted general activity (UDA)	2,947
Carry forward general activity (UDA)	0
18/19 Contracted orthodontic activity (UOA)	0
Carry forward orthodontic activity (UOA)	0
Baseline contract value	£83,400.10

ACCESS*

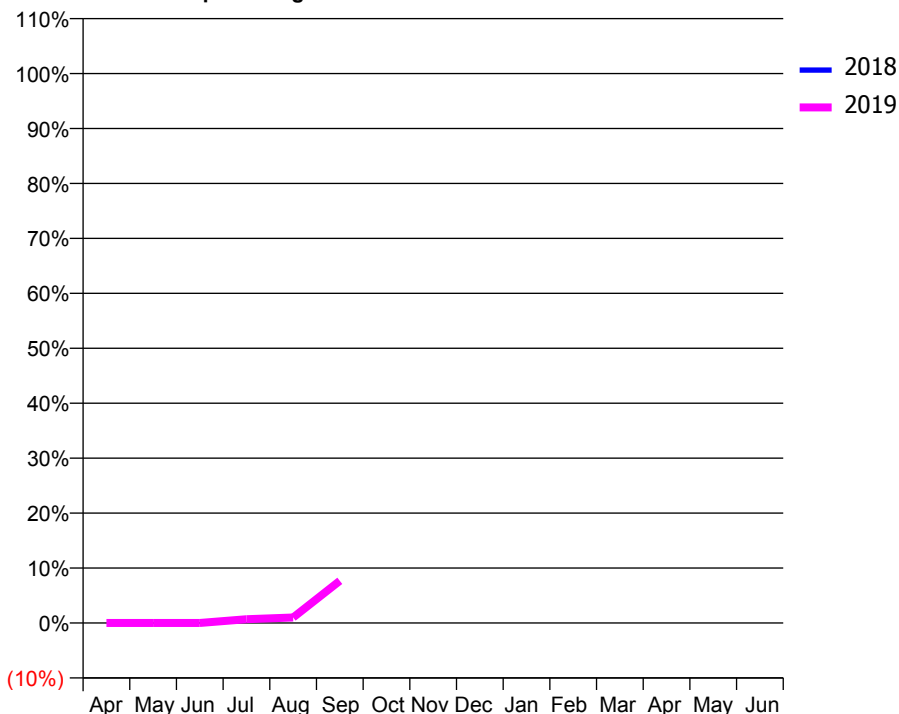
Patients seen in 24 months	Total	Change since previous quarter
Quarter ending September 2017	0	
Quarter ending December 2017	0	
Quarter ending March 2018	0	
Quarter ending June 2018	0	
Quarter ending September 2018	100	↑
Variance since September 2017	N/A	

Access trend analysis



ACTIVITY

Cumulative percentage of contracted UDA delivered 2018 & 2019



Month	Adjusted Scheduled Activity (UDA)	
	2018	2019
April	0	0
May	0	0
June	0	0
July	0	21
August	0	30
September	0	227
October	0	
November	0	
December	0	
January	0	
February	0	
March	0	
April	0	
May	0	
June	0	

QUALITY

	Quantity	Base Number	Contract	AT	Region	England
% of FP17s for the same patient ID Re-attending within 3 months - Children	0	17	0.0%	10.1%	12.2%	11.6%
% of FP17s for the same patient ID Re-attending within 3 months - Adults	1	59	1.7%	13.7%	15.8%	15.5%
% of FP17s for the same patient ID Re-attending between 3 & 9 months - Children	0	17	0.0%	61.7%	60.3%	58.8%
% of FP17s for the same patient ID Re-attending between 3 & 9 months - Adults	0	59	0.0%	55.5%	53.5%	51.1%
% of FP17s for Band 1 Urgent Courses	8	76	10.5%	8.2%	9.1%	9.0%
% of FP17s Relating to Free Repair or Replacements	1	76	1.3%	0.8%	1.0%	0.8%
% of FP17s Relating to Continuations	0	76	0.0%	1.0%	1.0%	0.9%
% of Patients satisfied with the dentistry they have received	0	0	N/A	92.3%	93.6%	93.3%
% of Patients satisfied with the time they had to wait for an appointment	0	0	N/A	88.3%	89.8%	88.9%

* This is based on patients treated on this contract for their most recent course of treatment. Figures in italics indicate the base number of FP17s or Patient Questionnaire responses are less than 100. N/A is shown where the base number of responses is less than 10 during the period. % is calculated as Quantity/Base number*100

Q52 - Vital Signs At a Glance Contract Report for 100830/0000 - September 2018


Name or company name	MISS F SHAKOOR
Contract type name	GDS Contract
Purpose of contract	General
Contract start date	01/07/2018
Contract end date	31/03/2021

18/19 Contracted general activity (UDA)	334
Carry forward general activity (UDA)	0
18/19 Contracted orthodontic activity (UOA)	0
Carry forward orthodontic activity (UOA)	0
Baseline contract value	£9,452.20

ACCESS*

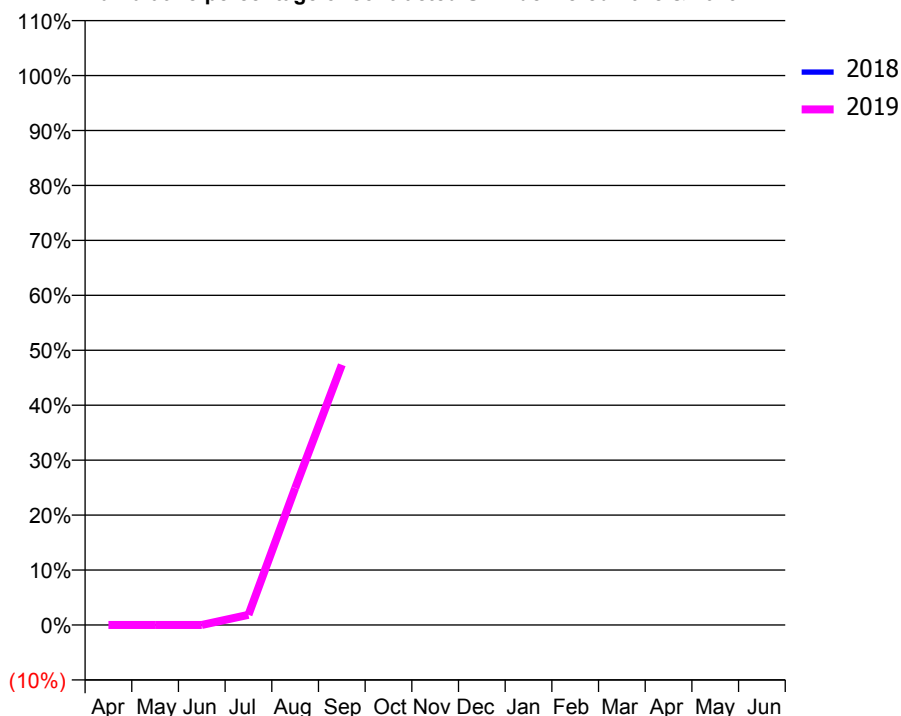
Patients seen in 24 months	Total	Change since previous quarter
Quarter ending September 2017	0	
Quarter ending December 2017	0	
Quarter ending March 2018	0	
Quarter ending June 2018	0	
Quarter ending September 2018	58	↑
Variance since September 2017	N/A	

Access trend analysis



ACTIVITY

Cumulative percentage of contracted UDA delivered 2018 & 2019



Month	Adjusted Scheduled Activity (UDA)	
	2018	2019
April	0	0
May	0	0
June	0	0
July	0	6
August	0	83
September	0	158
October	0	
November	0	
December	0	
January	0	
February	0	
March	0	
April	0	
May	0	
June	0	

QUALITY

	Quantity	Base Number	Contract	AT	Region	England
% of FP17s for the same patient ID Re-attending within 3 months - Children	0	33	0.0%	10.1%	12.2%	11.6%
% of FP17s for the same patient ID Re-attending within 3 months - Adults	0	26	0.0%	13.7%	15.8%	15.5%
% of FP17s for the same patient ID Re-attending between 3 & 9 months - Children	0	33	0.0%	61.7%	60.3%	58.8%
% of FP17s for the same patient ID Re-attending between 3 & 9 months - Adults	0	26	0.0%	55.5%	53.5%	51.1%
% of FP17s for Band 1 Urgent Courses	1	59	1.7%	8.2%	9.1%	9.0%
% of FP17s Relating to Free Repair or Replacements	0	59	0.0%	0.8%	1.0%	0.8%
% of FP17s Relating to Continuations	0	59	0.0%	1.0%	1.0%	0.9%
% of Patients satisfied with the dentistry they have received	0	0	N/A	92.3%	93.6%	93.3%
% of Patients satisfied with the time they had to wait for an appointment	0	0	N/A	88.3%	89.8%	88.9%

* This is based on patients treated on this contract for their most recent course of treatment. Figures in italics indicate the base number of FP17s or Patient Questionnaire responses are less than 100. N/A is shown where the base number of responses is less than 10 during the period. % is calculated as Quantity/Base number*100

Q52 - Vital Signs At a Glance Contract Report for 100832/0000 - September 2018


Name or company name	MR MA SPEIGHT
Contract type name	GDS Contract
Purpose of contract	General
Contract start date	01/07/2018
Contract end date	31/03/2021

18/19 Contracted general activity (UDA)	670
Carry forward general activity (UDA)	0
18/19 Contracted orthodontic activity (UOA)	0
Carry forward orthodontic activity (UOA)	0
Baseline contract value	£18,961.00

ACCESS*

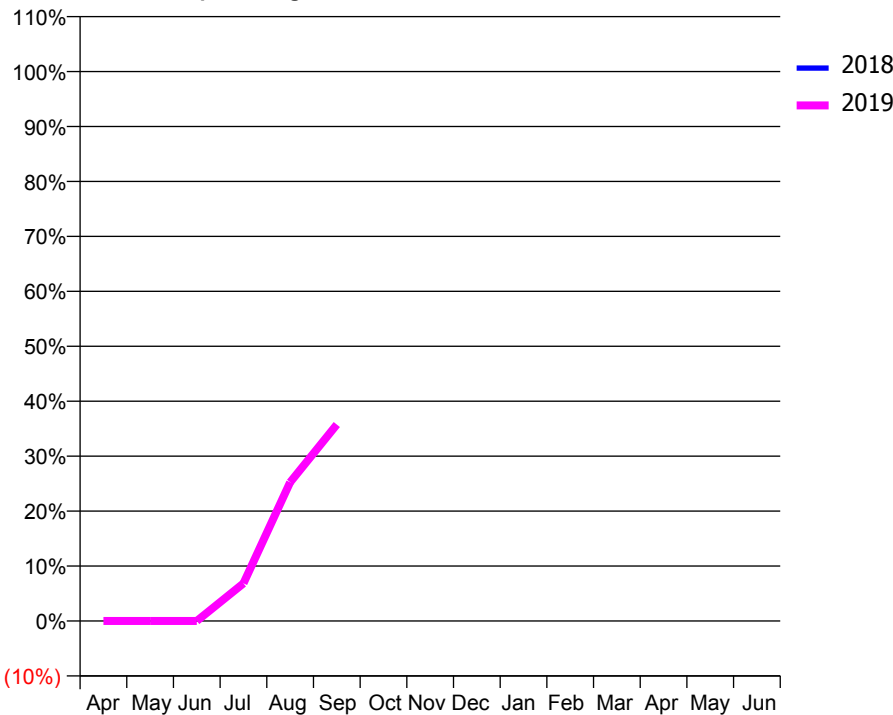
Patients seen in 24 months	Total	Change since previous quarter
Quarter ending September 2017	0	
Quarter ending December 2017	0	
Quarter ending March 2018	0	
Quarter ending June 2018	0	
Quarter ending September 2018	172	↑
Variance since September 2017	N/A	

Access trend analysis



ACTIVITY

Cumulative percentage of contracted UDA delivered 2018 & 2019



Month	Adjusted Scheduled Activity (UDA)	
	2018	2019
April	0	0
May	0	0
June	0	0
July	0	46
August	0	169
September	0	240
October	0	
November	0	
December	0	
January	0	
February	0	
March	0	
April	0	
May	0	
June	0	

QUALITY

	Quantity	Base Number	Contract	AT	Region	England
% of FP17s for the same patient ID Re-attending within 3 months - Children	0	29	0.0%	10.1%	12.2%	11.6%
% of FP17s for the same patient ID Re-attending within 3 months - Adults	1	146	0.7%	13.7%	15.8%	15.5%
% of FP17s for the same patient ID Re-attending between 3 & 9 months - Children	0	29	0.0%	61.7%	60.3%	58.8%
% of FP17s for the same patient ID Re-attending between 3 & 9 months - Adults	0	146	0.0%	55.5%	53.5%	51.1%
% of FP17s for Band 1 Urgent Courses	3	175	1.7%	8.2%	9.1%	9.0%
% of FP17s Relating to Free Repair or Replacements	0	175	0.0%	0.8%	1.0%	0.8%
% of FP17s Relating to Continuations	1	175	0.6%	1.0%	1.0%	0.9%
% of Patients satisfied with the dentistry they have received	0	0	N/A	92.3%	93.6%	93.3%
% of Patients satisfied with the time they had to wait for an appointment	0	0	N/A	88.3%	89.8%	88.9%

* This is based on patients treated on this contract for their most recent course of treatment. Figures in italics indicate the base number of FP17s or Patient Questionnaire responses are less than 100. N/A is shown where the base number of responses is less than 10 during the period. % is calculated as Quantity/Base number*100

Q52 - Vital Signs At a Glance Contract Report for 100834/0000 - September 2018


Name or company name	Imtiaz Khajwal & Mohammed Bala
Contract type name	GDS Contract
Purpose of contract	General
Contract start date	01/08/2018
Contract end date	31/03/2021

18/19 Contracted general activity (UDA)	405
Carry forward general activity (UDA)	0
18/19 Contracted orthodontic activity (UOA)	0
Carry forward orthodontic activity (UOA)	0
Baseline contract value	£11,461.50

ACCESS*

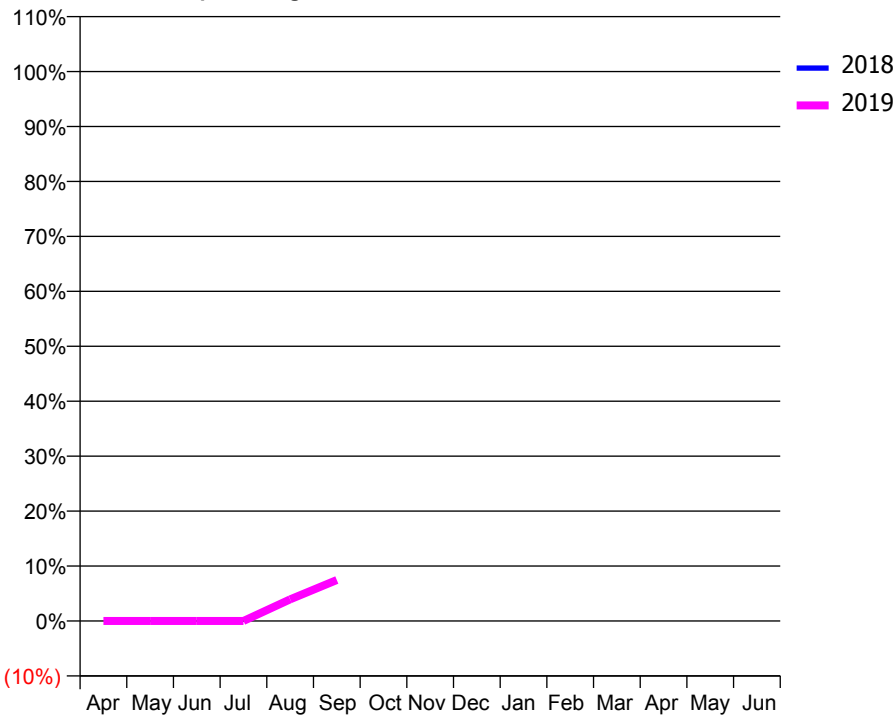
Patients seen in 24 months	Total	Change since previous quarter
Quarter ending September 2017	0	
Quarter ending December 2017	0	
Quarter ending March 2018	0	
Quarter ending June 2018	0	
Quarter ending September 2018	33	↑
Variance since September 2017	N/A	

Access trend analysis



ACTIVITY

Cumulative percentage of contracted UDA delivered 2018 & 2019



Month	Adjusted Scheduled Activity (UDA)	
	2018	2019
April	0	0
May	0	0
June	0	0
July	0	0
August	0	16
September	0	30
October	0	
November	0	
December	0	
January	0	
February	0	
March	0	
April	0	
May	0	
June	0	

QUALITY

	Quantity	Base Number	Contract	AT	Region	England
% of FP17s for the same patient ID Re-attending within 3 months - Children	0	8	0.0%	10.1%	12.2%	11.6%
% of FP17s for the same patient ID Re-attending within 3 months - Adults	0	16	0.0%	13.7%	15.8%	15.5%
% of FP17s for the same patient ID Re-attending between 3 & 9 months - Children	0	8	0.0%	61.7%	60.3%	58.8%
% of FP17s for the same patient ID Re-attending between 3 & 9 months - Adults	0	16	0.0%	55.5%	53.5%	51.1%
% of FP17s for Band 1 Urgent Courses	1	24	4.2%	8.2%	9.1%	9.0%
% of FP17s Relating to Free Repair or Replacements	0	24	0.0%	0.8%	1.0%	0.8%
% of FP17s Relating to Continuations	0	24	0.0%	1.0%	1.0%	0.9%
% of Patients satisfied with the dentistry they have received	0	0	N/A	92.3%	93.6%	93.3%
% of Patients satisfied with the time they had to wait for an appointment	0	0	N/A	88.3%	89.8%	88.9%

* This is based on patients treated on this contract for their most recent course of treatment. Figures in italics indicate the base number of FP17s or Patient Questionnaire responses are less than 100. N/A is shown where the base number of responses is less than 10 during the period. % is calculated as Quantity/Base number*100

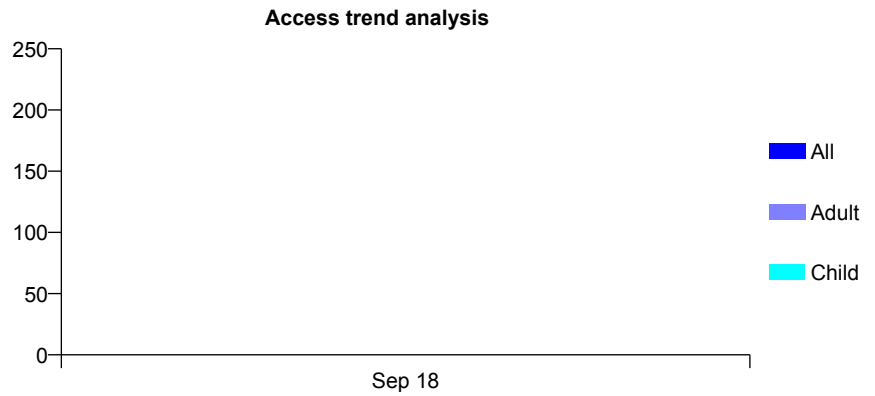
Q52 - Vital Signs At a Glance Contract Report for 100837/0000 - September 2018

Name or company name	Bailiff Bridge Dental Practice
Contract type name	GDS Contract
Purpose of contract	General
Contract start date	01/07/2018
Contract end date	31/03/2021

18/19 Contracted general activity (UDA)	900
Carry forward general activity (UDA)	0
18/19 Contracted orthodontic activity (UOA)	0
Carry forward orthodontic activity (UOA)	0
Baseline contract value	£25,470.00

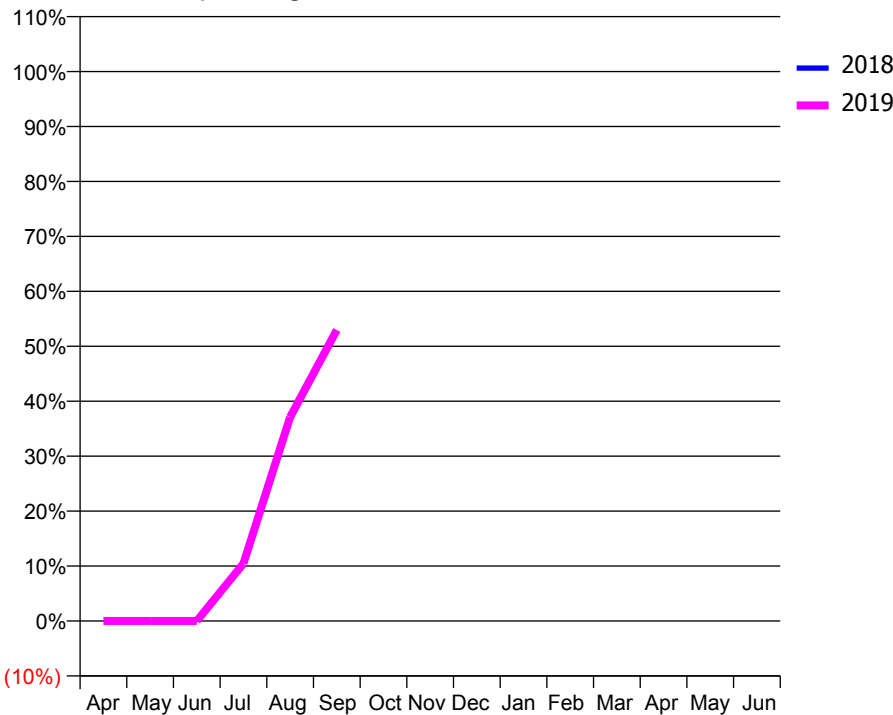
ACCESS*

Patients seen in 24 months	Total	Change since previous quarter
Quarter ending September 2017	0	
Quarter ending December 2017	0	
Quarter ending March 2018	0	
Quarter ending June 2018	0	
Quarter ending September 2018	239	↑
Variance since September 2017	N/A	



ACTIVITY

Cumulative percentage of contracted UDA delivered 2018 & 2019



Month	Adjusted Scheduled Activity (UDA)	
	2018	2019
April	0	0
May	0	0
June	0	0
July	0	94
August	0	334
September	0	477
October	0	
November	0	
December	0	
January	0	
February	0	
March	0	
April	0	
May	0	
June	0	

QUALITY

	Quantity	Base Number	Contract	AT	Region	England
% of FP17s for the same patient ID Re-attending within 3 months - Children	0	110	0.0%	10.1%	12.2%	11.6%
% of FP17s for the same patient ID Re-attending within 3 months - Adults	3	119	2.5%	13.7%	15.8%	15.5%
% of FP17s for the same patient ID Re-attending between 3 & 9 months - Children	0	110	0.0%	61.7%	60.3%	58.8%
% of FP17s for the same patient ID Re-attending between 3 & 9 months - Adults	0	119	0.0%	55.5%	53.5%	51.1%
% of FP17s for Band 1 Urgent Courses	8	229	3.5%	8.2%	9.1%	9.0%
% of FP17s Relating to Free Repair or Replacements	0	229	0.0%	0.8%	1.0%	0.8%
% of FP17s Relating to Continuations	0	229	0.0%	1.0%	1.0%	0.9%
% of Patients satisfied with the dentistry they have received	0	0	N/A	92.3%	93.6%	93.3%
% of Patients satisfied with the time they had to wait for an appointment	0	0	N/A	88.3%	89.8%	88.9%

* This is based on patients treated on this contract for their most recent course of treatment. Figures in italics indicate the base number of FP17s or Patient Questionnaire responses are less than 100. N/A is shown where the base number of responses is less than 10 during the period. % is calculated as Quantity/Base number*100

Q52 - Vital Signs At a Glance Contract Report for 100841/0000 - September 2018


Name or company name	Bedford & Associates Limited
Contract type name	GDS Contract
Purpose of contract	General
Contract start date	01/07/2018
Contract end date	31/03/2021

18/19 Contracted general activity (UDA)	1,496
Carry forward general activity (UDA)	0
18/19 Contracted orthodontic activity (UOA)	0
Carry forward orthodontic activity (UOA)	0
Baseline contract value	£42,336.80

ACCESS*

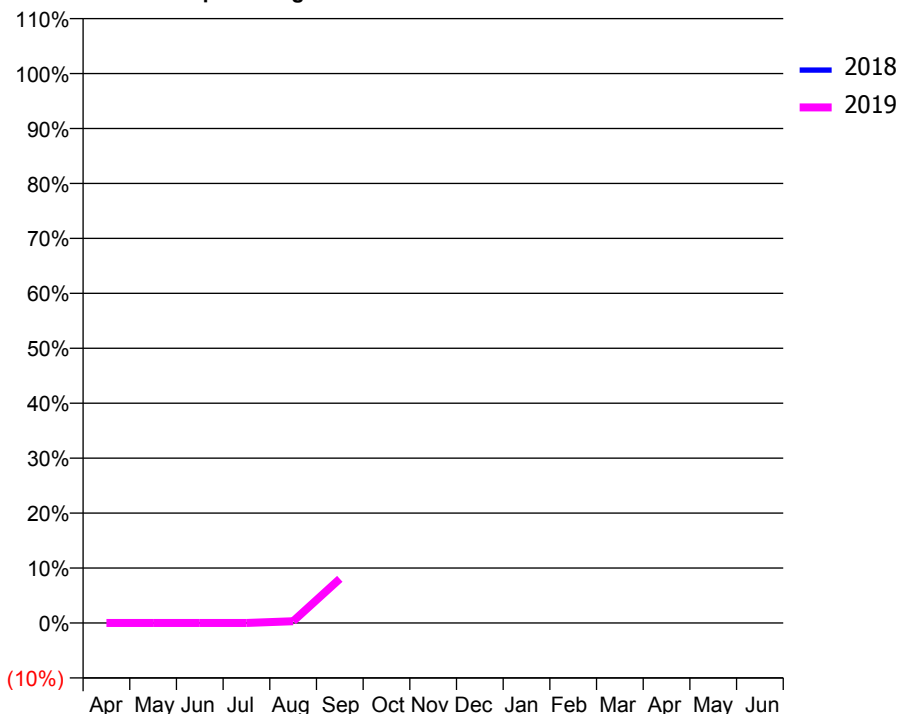
Patients seen in 24 months	Total	Change since previous quarter
Quarter ending September 2017	0	
Quarter ending December 2017	0	
Quarter ending March 2018	0	
Quarter ending June 2018	0	
Quarter ending September 2018	60	↑
Variance since September 2017	N/A	

Access trend analysis



ACTIVITY

Cumulative percentage of contracted UDA delivered 2018 & 2019



Adjusted Scheduled Activity (UDA)

Month	2018	2019
April	0	0
May	0	0
June	0	0
July	0	0
August	0	5
September	0	120
October	0	
November	0	
December	0	
January	0	
February	0	
March	0	
April	0	
May	0	
June	0	

QUALITY

	Quantity	Base Number	Contract	AT	Region	England
% of FP17s for the same patient ID Re-attending within 3 months - Children	0	16	0.0%	10.1%	12.2%	11.6%
% of FP17s for the same patient ID Re-attending within 3 months - Adults	0	34	0.0%	13.7%	15.8%	15.5%
% of FP17s for the same patient ID Re-attending between 3 & 9 months - Children	0	16	0.0%	61.7%	60.3%	58.8%
% of FP17s for the same patient ID Re-attending between 3 & 9 months - Adults	0	34	0.0%	55.5%	53.5%	51.1%
% of FP17s for Band 1 Urgent Courses	2	50	4.0%	8.2%	9.1%	9.0%
% of FP17s Relating to Free Repair or Replacements	0	50	0.0%	0.8%	1.0%	0.8%
% of FP17s Relating to Continuations	0	50	0.0%	1.0%	1.0%	0.9%
% of Patients satisfied with the dentistry they have received	0	0	N/A	92.3%	93.6%	93.3%
% of Patients satisfied with the time they had to wait for an appointment	0	0	N/A	88.3%	89.8%	88.9%

* This is based on patients treated on this contract for their most recent course of treatment. Figures in italics indicate the base number of FP17s or Patient Questionnaire responses are less than 100. N/A is shown where the base number of responses is less than 10 during the period. % is calculated as Quantity/Base number*100

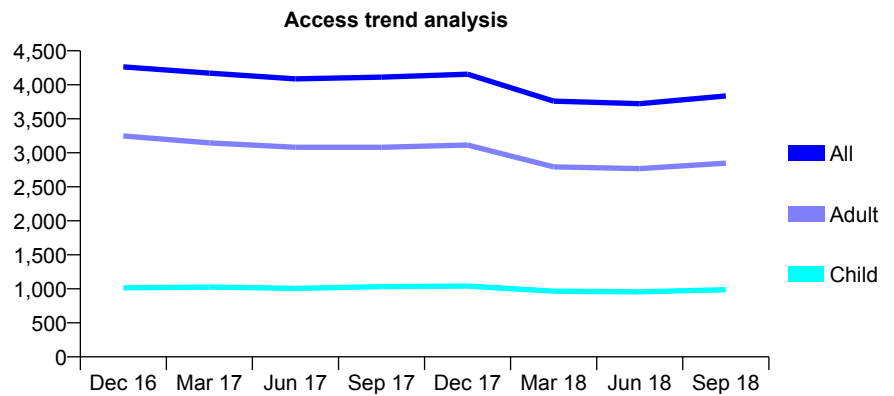
Q52 - Vital Signs At a Glance Contract Report for 101281/0009 - September 2018

Name or company name	OASIS DENTAL CARE LTD
Contract type name	GDS Contract
Purpose of contract	General
Contract start date	01/04/2006
Contract end date	

18/19 Contracted general activity (UDA)	15,000
Carry forward general activity (UDA)	0
18/19 Contracted orthodontic activity (UOA)	0
Carry forward orthodontic activity (UOA)	0
Baseline contract value	£357,721.54

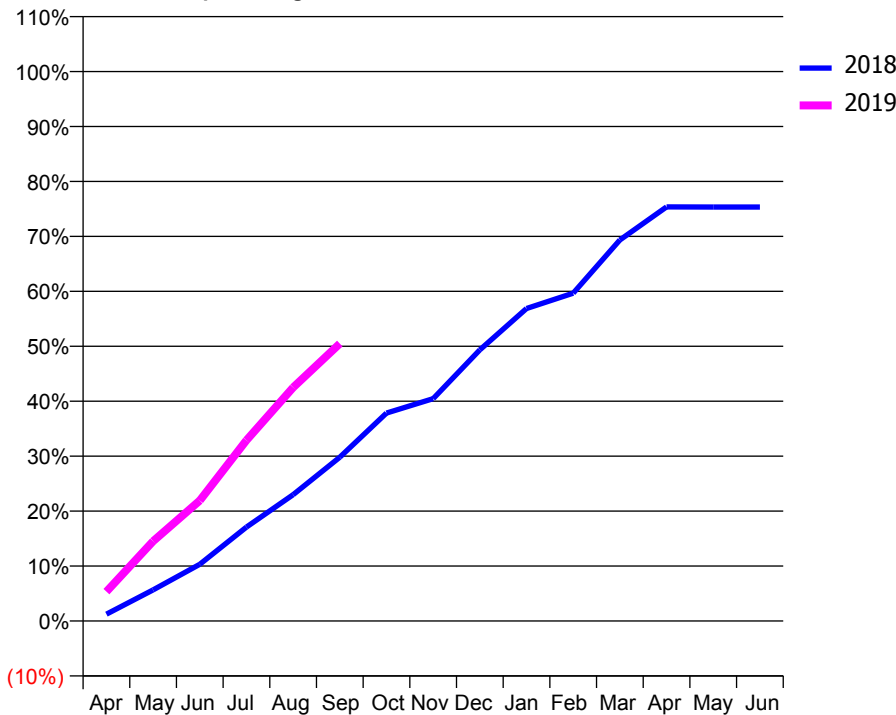
ACCESS*

Patients seen in 24 months	Total	Change since previous quarter
Quarter ending September 2017	4,113	
Quarter ending December 2017	4,155	→
Quarter ending March 2018	3,759	↓
Quarter ending June 2018	3,723	→
Quarter ending September 2018	3,836	↑
Variance since September 2017	(6.7%)	↓



ACTIVITY

Cumulative percentage of contracted UDA delivered 2018 & 2019



Month	Adjusted Scheduled Activity (UDA)	
	2018	2019
April	188	802
May	849	2,177
June	1,548	3,289
July	2,564	4,934
August	3,451	6,374
September	4,472	7,574
October	5,677	
November	6,068	
December	7,401	
January	8,532	
February	8,949	
March	10,403	
April	11,305	
May	11,302	
June	11,302	

QUALITY

	Quantity	Base Number	Contract	AT	Region	England
% of FP17s for the same patient ID Re-attending within 3 months - Children	34	739	4.6%	10.1%	12.2%	11.6%
% of FP17s for the same patient ID Re-attending within 3 months - Adults	205	2,131	9.6%	13.7%	15.8%	15.5%
% of FP17s for the same patient ID Re-attending between 3 & 9 months - Children	358	739	48.4%	61.7%	60.3%	58.8%
% of FP17s for the same patient ID Re-attending between 3 & 9 months - Adults	968	2,131	45.4%	55.5%	53.5%	51.1%
% of FP17s for Band 1 Urgent Courses	73	2,643	2.8%	8.2%	9.1%	9.0%
% of FP17s Relating to Free Repair or Replacements	62	2,643	2.3%	0.8%	1.0%	0.8%
% of FP17s Relating to Continuations	60	2,643	2.3%	1.0%	1.0%	0.9%
% of Patients satisfied with the dentistry they have received	1	3	N/A	92.3%	93.6%	93.3%
% of Patients satisfied with the time they had to wait for an appointment	3	3	N/A	88.3%	89.8%	88.9%

* This is based on patients treated on this contract for their most recent course of treatment. Figures in italics indicate the base number of FP17s or Patient Questionnaire responses are less than 100. N/A is shown where the base number of responses is less than 10 during the period. % is calculated as Quantity/Base number*100

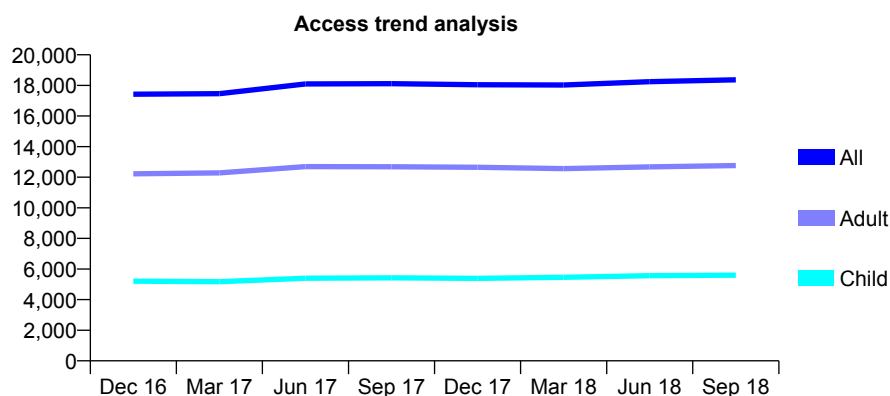
Q52 - Vital Signs At a Glance Contract Report for 101281/0012 - September 2018

Name or company name	OASIS DENTAL CARE LTD
Contract type name	GDS Contract
Purpose of contract	General
Contract start date	01/04/2006
Contract end date	

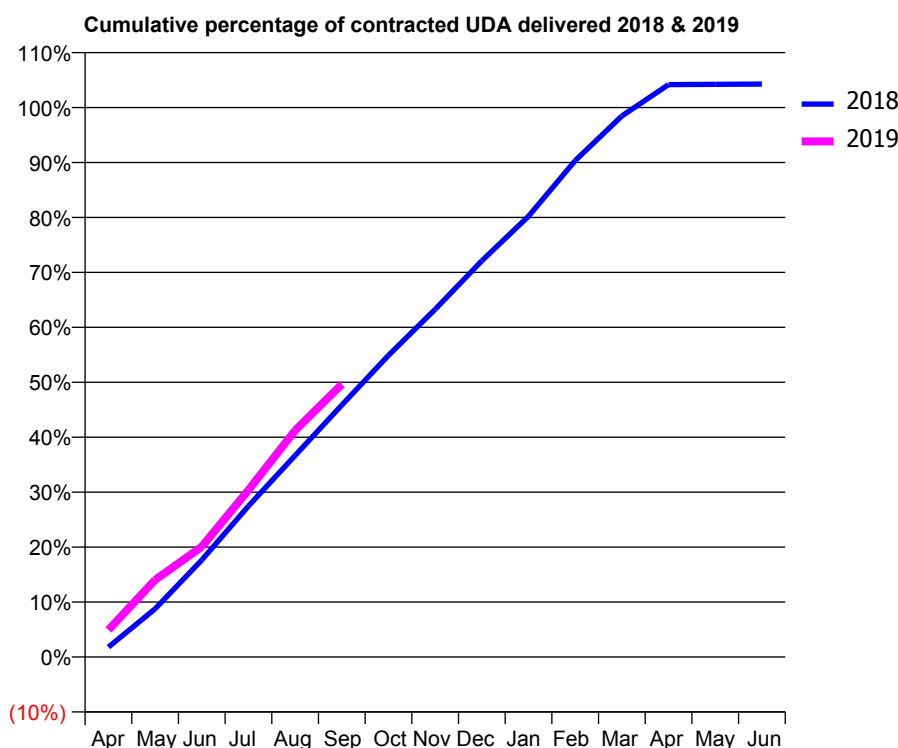
18/19 Contracted general activity (UDA)	49,069
Carry forward general activity (UDA)	0
18/19 Contracted orthodontic activity (UOA)	0
Carry forward orthodontic activity (UOA)	0
Baseline contract value	£1,413,926.06

ACCESS*

Patients seen in 24 months	Total	Change since previous quarter
Quarter ending September 2017	18,114	
Quarter ending December 2017	18,043	→
Quarter ending March 2018	18,022	→
Quarter ending June 2018	18,241	→
Quarter ending September 2018	18,363	→
Variance since September 2017	1.4%	→



ACTIVITY



Month	Adjusted Scheduled Activity (UDA)	
	2018	2019
April	890	2,425
May	4,317	6,894
June	8,685	9,854
July	13,532	14,914
August	18,057	20,240
September	22,575	24,361
October	27,028	
November	31,148	
December	35,499	
January	39,480	
February	44,464	
March	48,468	
April	51,272	
May	51,296	
June	51,320	

QUALITY

	Quantity	Base Number	Contract	AT	Region	England
% of FP17s for the same patient ID Re-attending within 3 months - Children	397	5,010	7.9%	10.1%	12.2%	11.6%
% of FP17s for the same patient ID Re-attending within 3 months - Adults	1,276	10,186	12.5%	13.7%	15.8%	15.5%
% of FP17s for the same patient ID Re-attending between 3 & 9 months - Children	3,214	5,010	64.2%	61.7%	60.3%	58.8%
% of FP17s for the same patient ID Re-attending between 3 & 9 months - Adults	6,066	10,186	59.6%	55.5%	53.5%	51.1%
% of FP17s for Band 1 Urgent Courses	739	13,380	5.5%	8.2%	9.1%	9.0%
% of FP17s Relating to Free Repair or Replacements	66	13,380	0.5%	0.8%	1.0%	0.8%
% of FP17s Relating to Continuations	51	13,380	0.4%	1.0%	1.0%	0.9%
% of Patients satisfied with the dentistry they have received	2	2	N/A	92.3%	93.6%	93.3%
% of Patients satisfied with the time they had to wait for an appointment	2	2	N/A	88.3%	89.8%	88.9%

* This is based on patients treated on this contract for their most recent course of treatment. Figures in italics indicate the base number of FP17s or Patient Questionnaire responses are less than 100. N/A is shown where the base number of responses is less than 10 during the period. % is calculated as Quantity/Base number*100

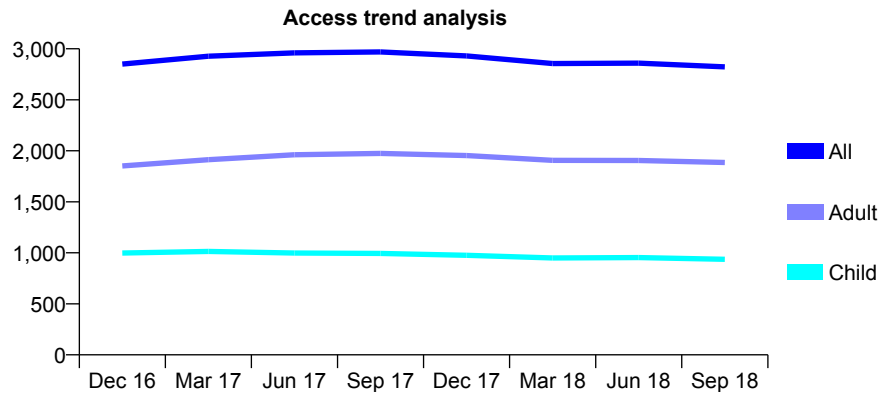
Q52 - Vital Signs At a Glance Contract Report for 101281/0013 - September 2018

Name or company name	OASIS DENTAL CARE LTD
Contract type name	GDS Contract
Purpose of contract	General
Contract start date	01/04/2006
Contract end date	

18/19 Contracted general activity (UDA)	8,210
Carry forward general activity (UDA)	0
18/19 Contracted orthodontic activity (UOA)	0
Carry forward orthodontic activity (UOA)	0
Baseline contract value	£224,953.56

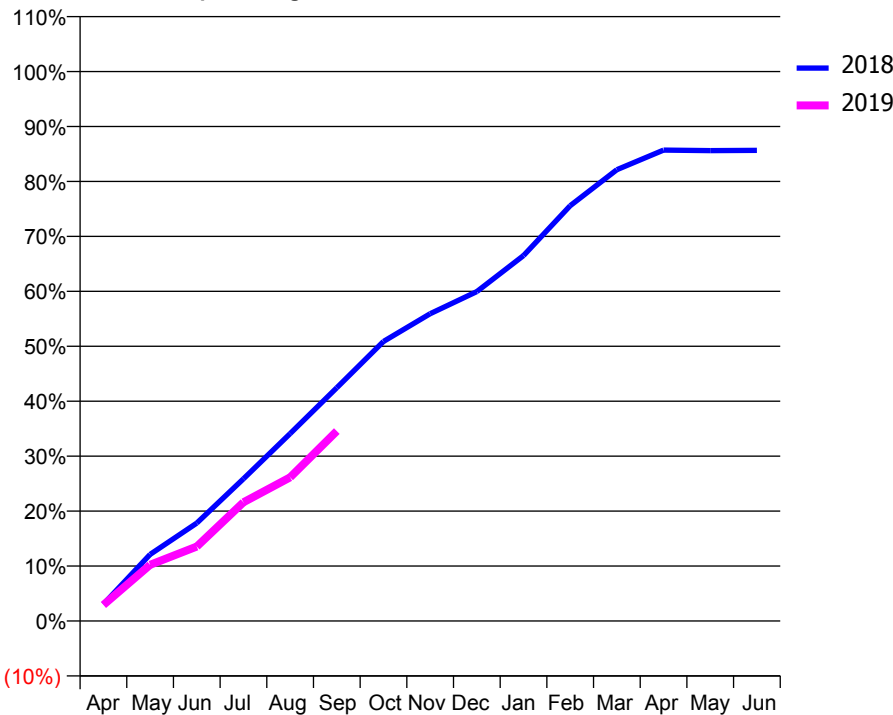
ACCESS*

Patients seen in 24 months	Total	Change since previous quarter
Quarter ending September 2017	2,969	
Quarter ending December 2017	2,930	↓
Quarter ending March 2018	2,856	↓
Quarter ending June 2018	2,859	→
Quarter ending September 2018	2,823	↓
Variance since September 2017	(4.9%)	↓



ACTIVITY

Cumulative percentage of contracted UDA delivered 2018 & 2019



Month	Adjusted Scheduled Activity (UDA)	
	2018	2019
April	252	240
May	994	839
June	1,463	1,112
July	2,125	1,774
August	2,799	2,147
September	3,485	2,839
October	4,178	
November	4,592	
December	4,922	
January	5,459	
February	6,205	
March	6,743	
April	7,036	
May	7,028	
June	7,031	

QUALITY

	Quantity	Base Number	Contract	AT	Region	England
% of FP17s for the same patient ID Re-attending within 3 months - Children	26	781	3.3%	10.1%	12.2%	11.6%
% of FP17s for the same patient ID Re-attending within 3 months - Adults	97	1,338	7.2%	13.7%	15.8%	15.5%
% of FP17s for the same patient ID Re-attending between 3 & 9 months - Children	568	781	72.7%	61.7%	60.3%	58.8%
% of FP17s for the same patient ID Re-attending between 3 & 9 months - Adults	876	1,338	65.5%	55.5%	53.5%	51.1%
% of FP17s for Band 1 Urgent Courses	67	1,908	3.5%	8.2%	9.1%	9.0%
% of FP17s Relating to Free Repair or Replacements	6	1,908	0.3%	0.8%	1.0%	0.8%
% of FP17s Relating to Continuations	2	1,908	0.1%	1.0%	1.0%	0.9%
% of Patients satisfied with the dentistry they have received	1	1	N/A	92.3%	93.6%	93.3%
% of Patients satisfied with the time they had to wait for an appointment	0	1	N/A	88.3%	89.8%	88.9%

* This is based on patients treated on this contract for their most recent course of treatment. Figures in italics indicate the base number of FP17s or Patient Questionnaire responses are less than 100. N/A is shown where the base number of responses is less than 10 during the period. % is calculated as Quantity/Base number*100

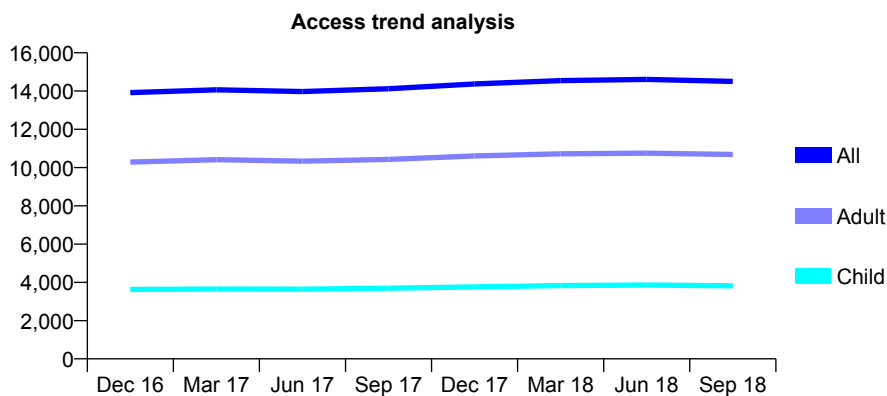
Q52 - Vital Signs At a Glance Contract Report for 101281/0016 - September 2018

Name or company name	OASIS DENTAL CARE LTD
Contract type name	PDS Contract
Purpose of contract	General
Contract start date	01/04/2006
Contract end date	31/03/2021

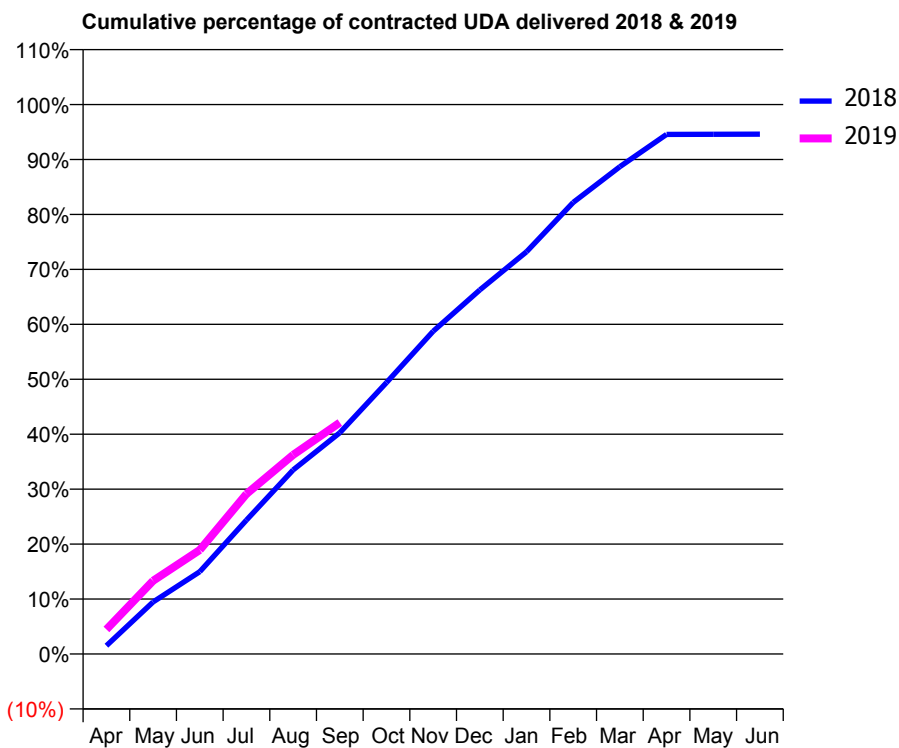
18/19 Contracted general activity (UDA)	44,534
Carry forward general activity (UDA)	0
18/19 Contracted orthodontic activity (UOA)	0
Carry forward orthodontic activity (UOA)	0
Baseline contract value	£1,269,194.43

ACCESS*

Patients seen in 24 months	Total	Change since previous quarter
Quarter ending September 2017	14,119	
Quarter ending December 2017	14,370	→
Quarter ending March 2018	14,544	→
Quarter ending June 2018	14,609	→
Quarter ending September 2018	14,504	→
Variance since September 2017	2.7%	↑



ACTIVITY



Month	Adjusted Scheduled Activity (UDA)	
	2018	2019
April	680	1,995
May	4,219	5,942
June	6,675	8,434
July	10,857	12,978
August	14,918	16,143
September	17,935	18,754
October	21,998	
November	26,157	
December	29,510	
January	32,598	
February	36,600	
March	39,491	
April	42,114	
May	42,120	
June	42,135	

QUALITY

	Quantity	Base Number	Contract	AT	Region	England
% of FP17s for the same patient ID Re-attending within 3 months - Children	266	3,185	8.4%	10.1%	12.2%	11.6%
% of FP17s for the same patient ID Re-attending within 3 months - Adults	1,142	8,484	13.5%	13.7%	15.8%	15.5%
% of FP17s for the same patient ID Re-attending between 3 & 9 months - Children	2,124	3,185	66.7%	61.7%	60.3%	58.8%
% of FP17s for the same patient ID Re-attending between 3 & 9 months - Adults	5,535	8,484	65.2%	55.5%	53.5%	51.1%
% of FP17s for Band 1 Urgent Courses	516	10,393	5.0%	8.2%	9.1%	9.0%
% of FP17s Relating to Free Repair or Replacements	94	10,393	0.9%	0.8%	1.0%	0.8%
% of FP17s Relating to Continuations	147	10,393	1.4%	1.0%	1.0%	0.9%
% of Patients satisfied with the dentistry they have received	8	8	N/A	92.3%	93.6%	93.3%
% of Patients satisfied with the time they had to wait for an appointment	8	8	N/A	88.3%	89.8%	88.9%

* This is based on patients treated on this contract for their most recent course of treatment. Figures in italics indicate the base number of FP17s or Patient Questionnaire responses are less than 100. N/A is shown where the base number of responses is less than 10 during the period. % is calculated as Quantity/Base number*100

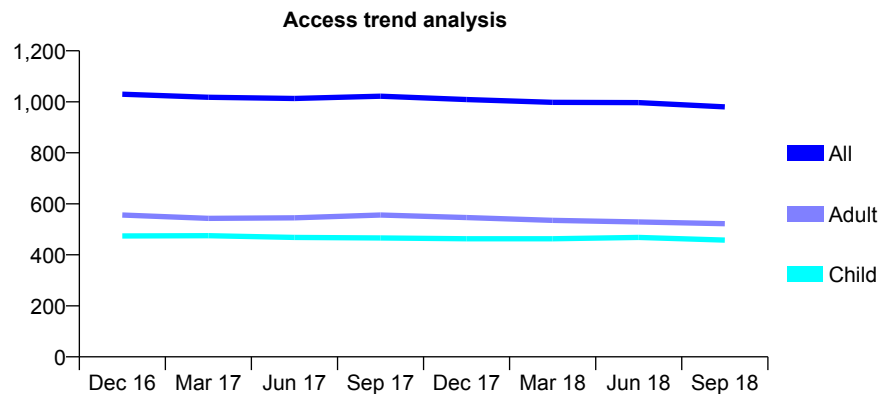
Q52 - Vital Signs At a Glance Contract Report for 101281/0024 - September 2018

Name or company name	OASIS DENTAL CARE LTD
Contract type name	GDS Contract
Purpose of contract	General
Contract start date	01/04/2006
Contract end date	

18/19 Contracted general activity (UDA)	2,579
Carry forward general activity (UDA)	0
18/19 Contracted orthodontic activity (UOA)	0
Carry forward orthodontic activity (UOA)	0
Baseline contract value	£63,227.28

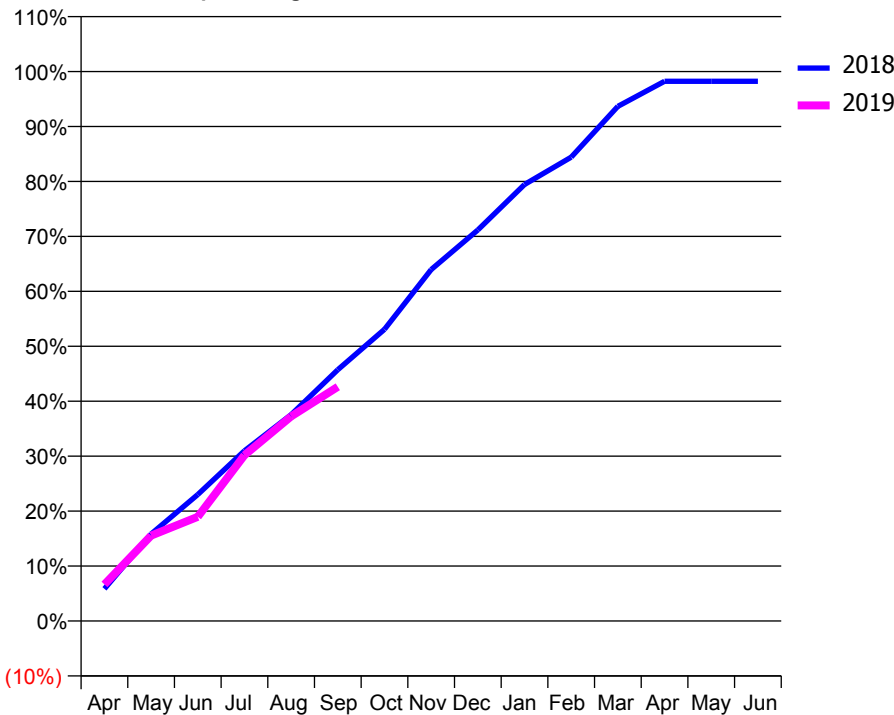
ACCESS*

Patients seen in 24 months	Total	Change since previous quarter
Quarter ending September 2017	1,022	
Quarter ending December 2017	1,009	↓
Quarter ending March 2018	998	↓
Quarter ending June 2018	997	→
Quarter ending September 2018	980	↓
Variance since September 2017	(4.1%)	↓



ACTIVITY

Cumulative percentage of contracted UDA delivered 2018 & 2019



Adjusted Scheduled Activity (UDA)		
Month	2018	2019
April	151	172
May	408	401
June	593	489
July	799	778
August	968	960
September	1,180	1,100
October	1,369	
November	1,649	
December	1,836	
January	2,049	
February	2,177	
March	2,415	
April	2,533	
May	2,533	
June	2,533	

QUALITY

	Quantity	Base Number	Contract	AT	Region	England
% of FP17s for the same patient ID Re-attending within 3 months - Children	15	389	3.9%	10.1%	12.2%	11.6%
% of FP17s for the same patient ID Re-attending within 3 months - Adults	43	415	10.4%	13.7%	15.8%	15.5%
% of FP17s for the same patient ID Re-attending between 3 & 9 months - Children	310	389	79.7%	61.7%	60.3%	58.8%
% of FP17s for the same patient ID Re-attending between 3 & 9 months - Adults	304	415	73.3%	55.5%	53.5%	51.1%
% of FP17s for Band 1 Urgent Courses	28	749	3.7%	8.2%	9.1%	9.0%
% of FP17s Relating to Free Repair or Replacements	2	749	0.3%	0.8%	1.0%	0.8%
% of FP17s Relating to Continuations	2	749	0.3%	1.0%	1.0%	0.9%
% of Patients satisfied with the dentistry they have received	0	0	N/A	92.3%	93.6%	93.3%
% of Patients satisfied with the time they had to wait for an appointment	0	0	N/A	88.3%	89.8%	88.9%

* This is based on patients treated on this contract for their most recent course of treatment. Figures in italics indicate the base number of FP17s or Patient Questionnaire responses are less than 100. N/A is shown where the base number of responses is less than 10 during the period. % is calculated as Quantity/Base number*100

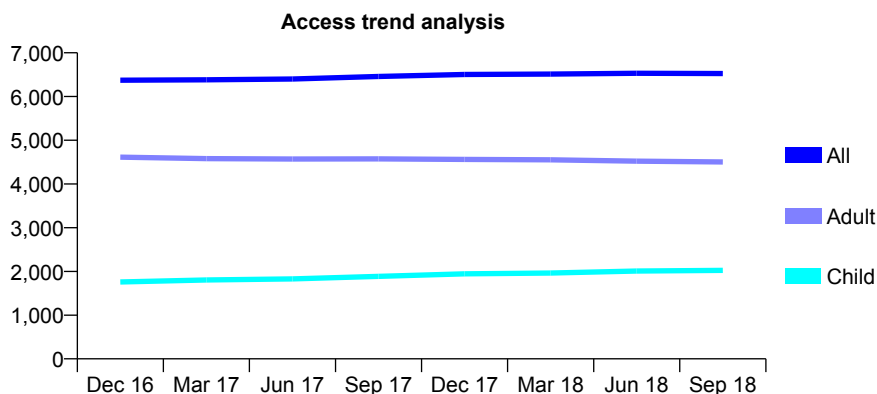
Q52 - Vital Signs At a Glance Contract Report for 101281/0030 - September 2018

Name or company name	OASIS DENTAL CARE LTD
Contract type name	GDS Contract
Purpose of contract	General
Contract start date	01/04/2006
Contract end date	

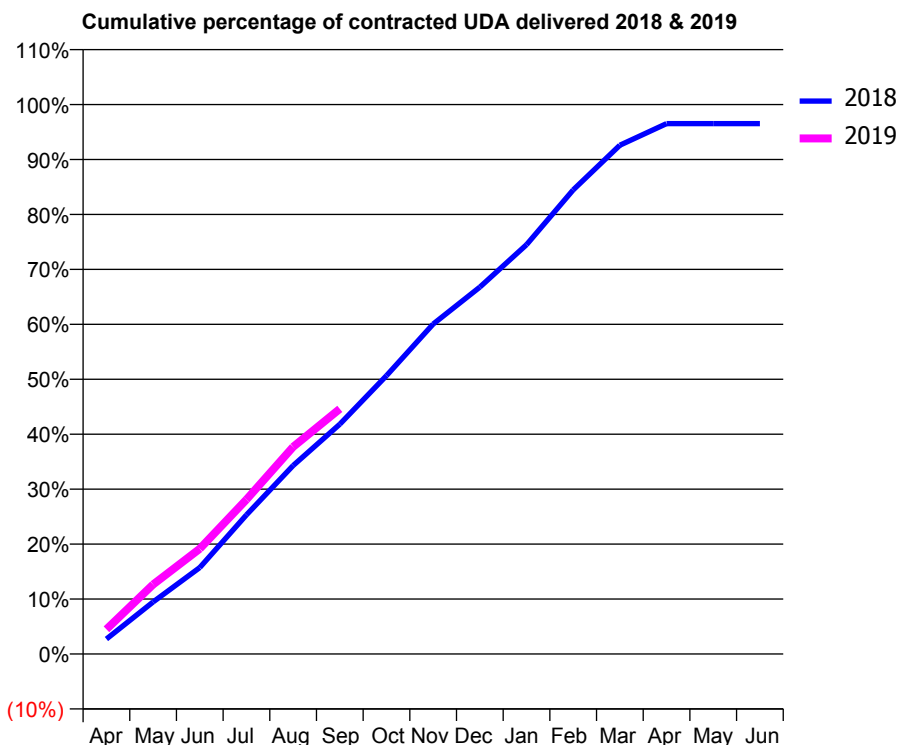
18/19 Contracted general activity (UDA)	20,500
Carry forward general activity (UDA)	0
18/19 Contracted orthodontic activity (UOA)	0
Carry forward orthodontic activity (UOA)	0
Baseline contract value	£593,237.75

ACCESS*

Patients seen in 24 months	Total	Change since previous quarter
Quarter ending September 2017	6,460	
Quarter ending December 2017	6,504	→
Quarter ending March 2018	6,515	→
Quarter ending June 2018	6,531	→
Quarter ending September 2018	6,527	→
Variance since September 2017	1.0%	→



ACTIVITY



Adjusted Scheduled Activity (UDA)		
Month	2018	2019
April	558	922
May	1,942	2,595
June	3,228	3,926
July	5,191	5,764
August	7,030	7,729
September	8,572	9,144
October	10,385	
November	12,308	
December	13,688	
January	15,268	
February	17,312	
March	18,983	
April	19,787	
May	19,787	
June	19,789	

QUALITY

	Quantity	Base Number	Contract	AT	Region	England
% of FP17s for the same patient ID Re-attending within 3 months - Children	147	1,781	8.3%	10.1%	12.2%	11.6%
% of FP17s for the same patient ID Re-attending within 3 months - Adults	514	3,901	13.2%	13.7%	15.8%	15.5%
% of FP17s for the same patient ID Re-attending between 3 & 9 months - Children	1,199	1,781	67.3%	61.7%	60.3%	58.8%
% of FP17s for the same patient ID Re-attending between 3 & 9 months - Adults	2,749	3,901	70.5%	55.5%	53.5%	51.1%
% of FP17s for Band 1 Urgent Courses	246	5,292	4.6%	8.2%	9.1%	9.0%
% of FP17s Relating to Free Repair or Replacements	23	5,292	0.4%	0.8%	1.0%	0.8%
% of FP17s Relating to Continuations	35	5,292	0.7%	1.0%	1.0%	0.9%
% of Patients satisfied with the dentistry they have received	2	2	N/A	92.3%	93.6%	93.3%
% of Patients satisfied with the time they had to wait for an appointment	2	2	N/A	88.3%	89.8%	88.9%

* This is based on patients treated on this contract for their most recent course of treatment. Figures in italics indicate the base number of FP17s or Patient Questionnaire responses are less than 100. N/A is shown where the base number of responses is less than 10 during the period. % is calculated as Quantity/Base number*100

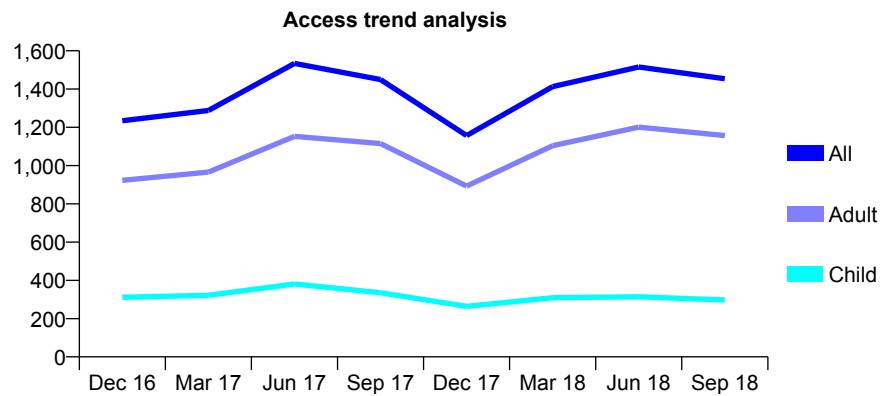
Q52 - Vital Signs At a Glance Contract Report for 101281/0184 - September 2018

Name or company name	OASIS DENTAL CARE LTD
Contract type name	PDS Contract
Purpose of contract	General
Contract start date	22/09/2008
Contract end date	31/12/2018

18/19 Contracted general activity (UDA)	4,125
Carry forward general activity (UDA)	0
18/19 Contracted orthodontic activity (UOA)	0
Carry forward orthodontic activity (UOA)	0
Baseline contract value	£130,439.36

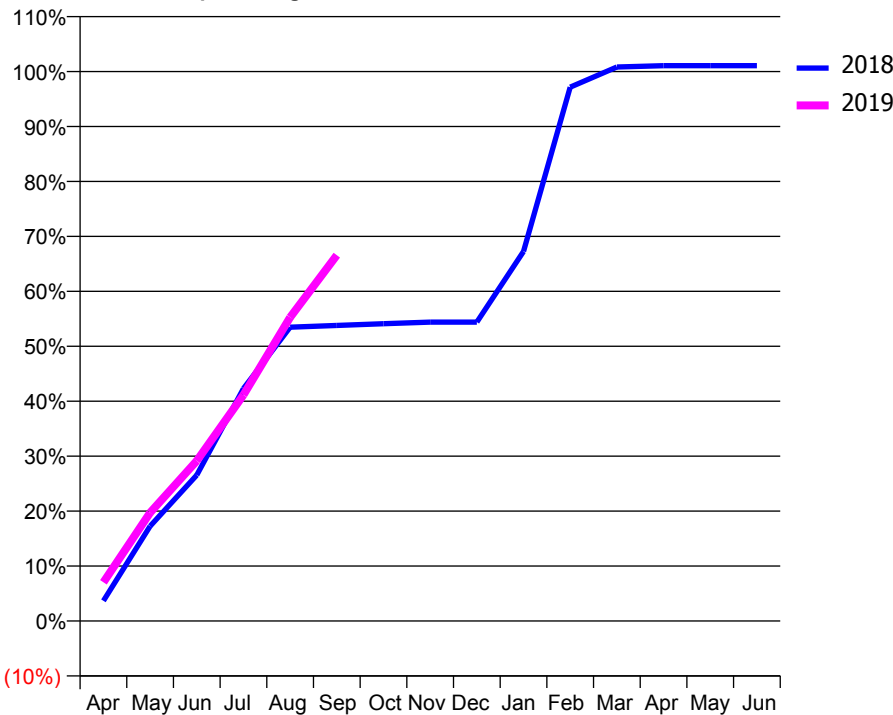
ACCESS*

Patients seen in 24 months	Total	Change since previous quarter
Quarter ending September 2017	1,450	
Quarter ending December 2017	1,157	↓
Quarter ending March 2018	1,413	↑
Quarter ending June 2018	1,515	↑
Quarter ending September 2018	1,454	↓
Variance since September 2017	0.3%	→



ACTIVITY

Cumulative percentage of contracted UDA delivered 2018 & 2019



Month	Adjusted Scheduled Activity (UDA)	
	2018	2019
April	202	291
May	950	813
June	1,460	1,203
July	2,327	1,697
August	2,941	2,279
September	2,958	2,746
October	2,976	
November	2,991	
December	2,991	
January	3,700	
February	5,344	
March	5,545	
April	5,558	
May	5,558	
June	5,558	

QUALITY

	Quantity	Base Number	Contract	AT	Region	England
% of FP17s for the same patient ID Re-attending within 3 months - Children	6	183	3.3%	10.1%	12.2%	11.6%
% of FP17s for the same patient ID Re-attending within 3 months - Adults	77	863	8.9%	13.7%	15.8%	15.5%
% of FP17s for the same patient ID Re-attending between 3 & 9 months - Children	51	183	27.9%	61.7%	60.3%	58.8%
% of FP17s for the same patient ID Re-attending between 3 & 9 months - Adults	274	863	31.7%	55.5%	53.5%	51.1%
% of FP17s for Band 1 Urgent Courses	56	1,044	5.4%	8.2%	9.1%	9.0%
% of FP17s Relating to Free Repair or Replacements	7	1,044	0.7%	0.8%	1.0%	0.8%
% of FP17s Relating to Continuations	16	1,044	1.5%	1.0%	1.0%	0.9%
% of Patients satisfied with the dentistry they have received	0	0	N/A	92.3%	93.6%	93.3%
% of Patients satisfied with the time they had to wait for an appointment	0	0	N/A	88.3%	89.8%	88.9%

* This is based on patients treated on this contract for their most recent course of treatment. Figures in italics indicate the base number of FP17s or Patient Questionnaire responses are less than 100. N/A is shown where the base number of responses is less than 10 during the period. % is calculated as Quantity/Base number*100

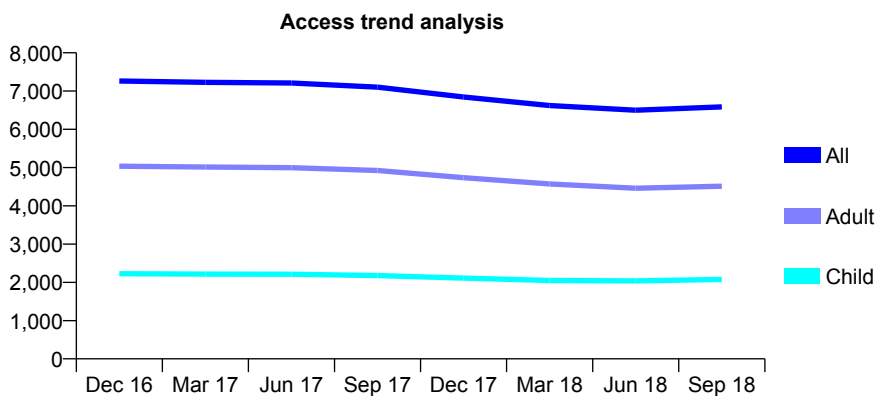
Q52 - Vital Signs At a Glance Contract Report for 101338/0051 - September 2018

Name or company name	Whitecross Dental Care Limited
Contract type name	GDS Contract
Purpose of contract	General
Contract start date	02/07/2007
Contract end date	

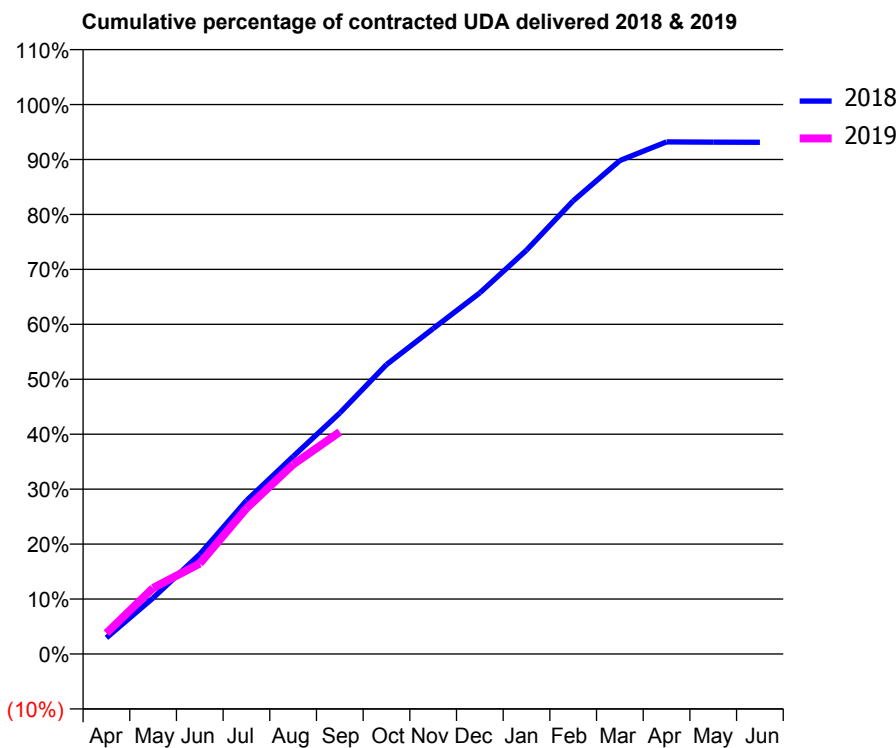
18/19 Contracted general activity (UDA)	22,200
Carry forward general activity (UDA)	0
18/19 Contracted orthodontic activity (UOA)	0
Carry forward orthodontic activity (UOA)	0
Baseline contract value	£601,158.54

ACCESS*

Patients seen in 24 months	Total	Change since previous quarter
Quarter ending September 2017	7,101	
Quarter ending December 2017	6,845	↓
Quarter ending March 2018	6,620	↓
Quarter ending June 2018	6,499	↓
Quarter ending September 2018	6,587	→
Variance since September 2017	(7.2%)	↓



ACTIVITY



Adjusted Scheduled Activity (UDA)		
Month	2018	2019
April	653	841
May	2,266	2,670
June	4,031	3,654
July	6,201	5,888
August	7,979	7,660
September	9,736	8,970
October	11,693	
November	13,150	
December	14,590	
January	16,316	
February	18,309	
March	19,937	
April	20,689	
May	20,680	
June	20,676	

QUALITY

	Quantity	Base Number	Contract	AT	Region	England
% of FP17s for the same patient ID Re-attending within 3 months - Children	75	1,257	6.0%	10.1%	12.2%	11.6%
% of FP17s for the same patient ID Re-attending within 3 months - Adults	291	2,620	11.1%	13.7%	15.8%	15.5%
% of FP17s for the same patient ID Re-attending between 3 & 9 months - Children	527	1,257	41.9%	61.7%	60.3%	58.8%
% of FP17s for the same patient ID Re-attending between 3 & 9 months - Adults	1,251	2,620	47.7%	55.5%	53.5%	51.1%
% of FP17s for Band 1 Urgent Courses	300	3,645	8.2%	8.2%	9.1%	9.0%
% of FP17s Relating to Free Repair or Replacements	21	3,645	0.6%	0.8%	1.0%	0.8%
% of FP17s Relating to Continuations	43	3,645	1.2%	1.0%	1.0%	0.9%
% of Patients satisfied with the dentistry they have received	0	0	N/A	92.3%	93.6%	93.3%
% of Patients satisfied with the time they had to wait for an appointment	0	0	N/A	88.3%	89.8%	88.9%

* This is based on patients treated on this contract for their most recent course of treatment. Figures in italics indicate the base number of FP17s or Patient Questionnaire responses are less than 100. N/A is shown where the base number of responses is less than 10 during the period. % is calculated as Quantity/Base number*100

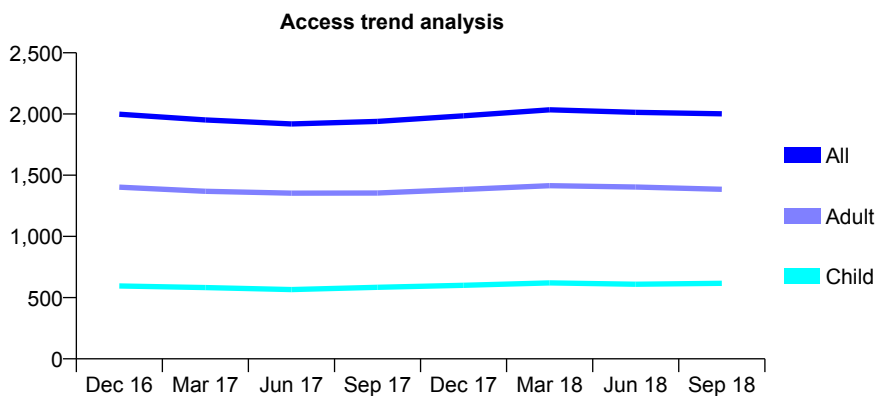
Q52 - Vital Signs At a Glance Contract Report for 101338/0052 - September 2018

Name or company name	Whitecross Dental Care Limited
Contract type name	GDS Contract
Purpose of contract	General
Contract start date	02/07/2007
Contract end date	

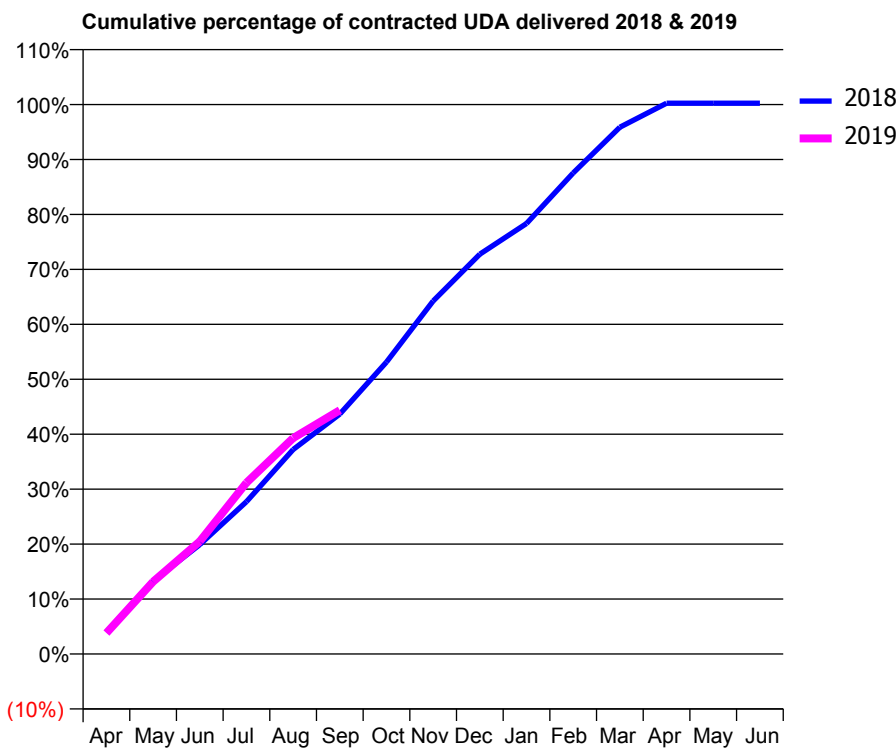
18/19 Contracted general activity (UDA)	7,500
Carry forward general activity (UDA)	0
18/19 Contracted orthodontic activity (UOA)	0
Carry forward orthodontic activity (UOA)	0
Baseline contract value	£203,094.10

ACCESS*

Patients seen in 24 months	Total	Change since previous quarter
Quarter ending September 2017	1,939	
Quarter ending December 2017	1,985	↑
Quarter ending March 2018	2,034	↑
Quarter ending June 2018	2,014	→
Quarter ending September 2018	2,002	→
Variance since September 2017	3.2%	↑



ACTIVITY



Month	Adjusted Scheduled Activity (UDA)	
	2018	2019
April	300	287
May	995	987
June	1,493	1,537
July	2,080	2,337
August	2,790	2,948
September	3,275	3,328
October	3,985	
November	4,819	
December	5,457	
January	5,877	
February	6,565	
March	7,190	
April	7,518	
May	7,518	
June	7,518	

QUALITY

	Quantity	Base Number	Contract	AT	Region	England
% of FP17s for the same patient ID Re-attending within 3 months - Children	23	519	4.4%	10.1%	12.2%	11.6%
% of FP17s for the same patient ID Re-attending within 3 months - Adults	115	1,050	11.0%	13.7%	15.8%	15.5%
% of FP17s for the same patient ID Re-attending between 3 & 9 months - Children	333	519	64.2%	61.7%	60.3%	58.8%
% of FP17s for the same patient ID Re-attending between 3 & 9 months - Adults	655	1,050	62.4%	55.5%	53.5%	51.1%
% of FP17s for Band 1 Urgent Courses	57	1,461	3.9%	8.2%	9.1%	9.0%
% of FP17s Relating to Free Repair or Replacements	0	1,461	0.0%	0.8%	1.0%	0.8%
% of FP17s Relating to Continuations	7	1,461	0.5%	1.0%	1.0%	0.9%
% of Patients satisfied with the dentistry they have received	0	1	N/A	92.3%	93.6%	93.3%
% of Patients satisfied with the time they had to wait for an appointment	0	1	N/A	88.3%	89.8%	88.9%

* This is based on patients treated on this contract for their most recent course of treatment. Figures in italics indicate the base number of FP17s or Patient Questionnaire responses are less than 100. N/A is shown where the base number of responses is less than 10 during the period. % is calculated as Quantity/Base number*100

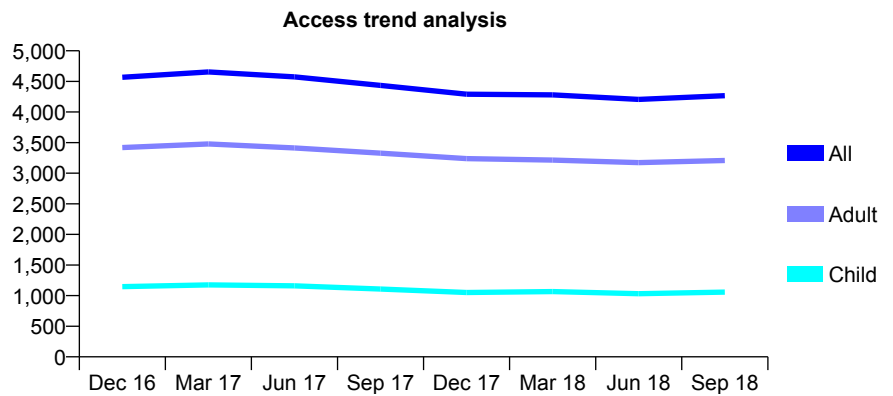
Q52 - Vital Signs At a Glance Contract Report for 101338/0053 - September 2018

Name or company name	Whitecross Dental Care Limited
Contract type name	GDS Contract
Purpose of contract	General
Contract start date	02/07/2007
Contract end date	

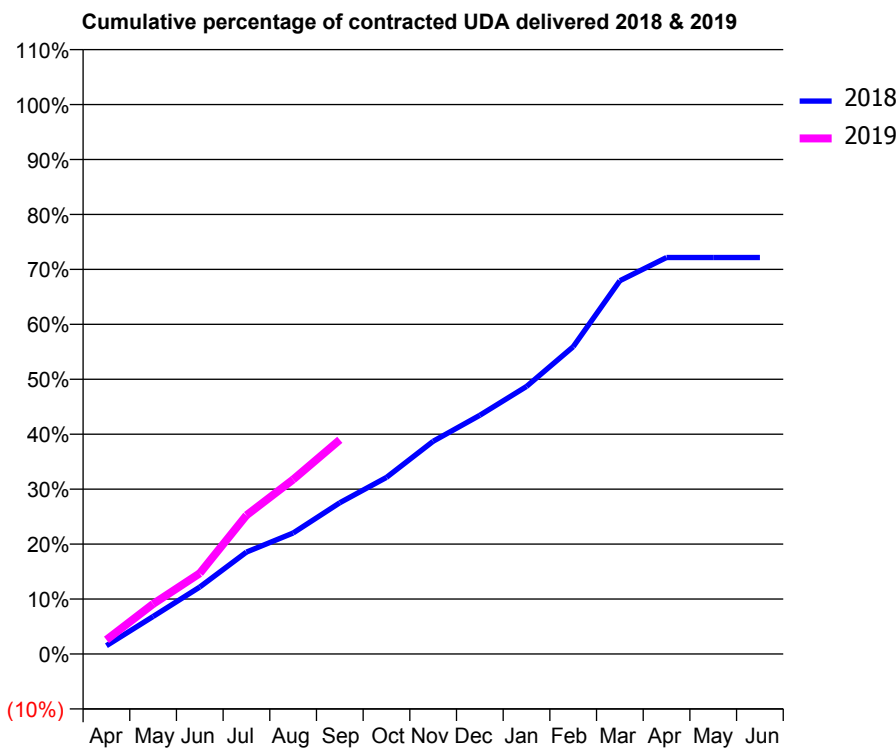
18/19 Contracted general activity (UDA)	15,300
Carry forward general activity (UDA)	0
18/19 Contracted orthodontic activity (UOA)	0
Carry forward orthodontic activity (UOA)	0
Baseline contract value	£418,982.92

ACCESS*

Patients seen in 24 months	Total	Change since previous quarter
Quarter ending September 2017	4,434	
Quarter ending December 2017	4,290	↓
Quarter ending March 2018	4,281	→
Quarter ending June 2018	4,206	↓
Quarter ending September 2018	4,267	→
Variance since September 2017	(3.8%)	↓



ACTIVITY



Month	Adjusted Scheduled Activity (UDA)	
	2018	2019
April	231	394
May	1,045	1,395
June	1,865	2,248
July	2,839	3,862
August	3,371	4,858
September	4,212	5,964
October	4,917	
November	5,922	
December	6,647	
January	7,450	
February	8,558	
March	10,395	
April	11,040	
May	11,039	
June	11,038	

QUALITY

	Quantity	Base Number	Contract	AT	Region	England
% of FP17s for the same patient ID Re-attending within 3 months - Children	51	724	7.0%	10.1%	12.2%	11.6%
% of FP17s for the same patient ID Re-attending within 3 months - Adults	239	2,100	11.4%	13.7%	15.8%	15.5%
% of FP17s for the same patient ID Re-attending between 3 & 9 months - Children	337	724	46.5%	61.7%	60.3%	58.8%
% of FP17s for the same patient ID Re-attending between 3 & 9 months - Adults	1,065	2,100	50.7%	55.5%	53.5%	51.1%
% of FP17s for Band 1 Urgent Courses	146	2,631	5.5%	8.2%	9.1%	9.0%
% of FP17s Relating to Free Repair or Replacements	12	2,631	0.5%	0.8%	1.0%	0.8%
% of FP17s Relating to Continuations	48	2,631	1.8%	1.0%	1.0%	0.9%
% of Patients satisfied with the dentistry they have received	0	0	N/A	92.3%	93.6%	93.3%
% of Patients satisfied with the time they had to wait for an appointment	0	0	N/A	88.3%	89.8%	88.9%

* This is based on patients treated on this contract for their most recent course of treatment. Figures in italics indicate the base number of FP17s or Patient Questionnaire responses are less than 100. N/A is shown where the base number of responses is less than 10 during the period. % is calculated as Quantity/Base number*100

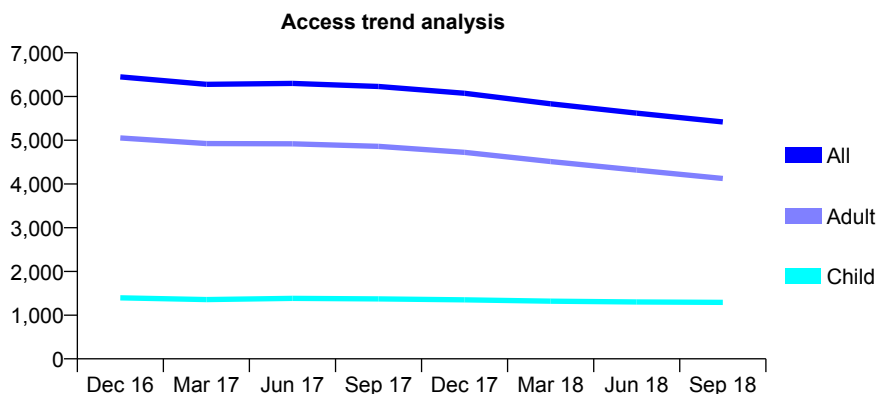
Q52 - Vital Signs At a Glance Contract Report for 101338/0054 - September 2018

Name or company name	Whitecross Dental Care Limited
Contract type name	GDS Contract
Purpose of contract	General
Contract start date	02/07/2007
Contract end date	

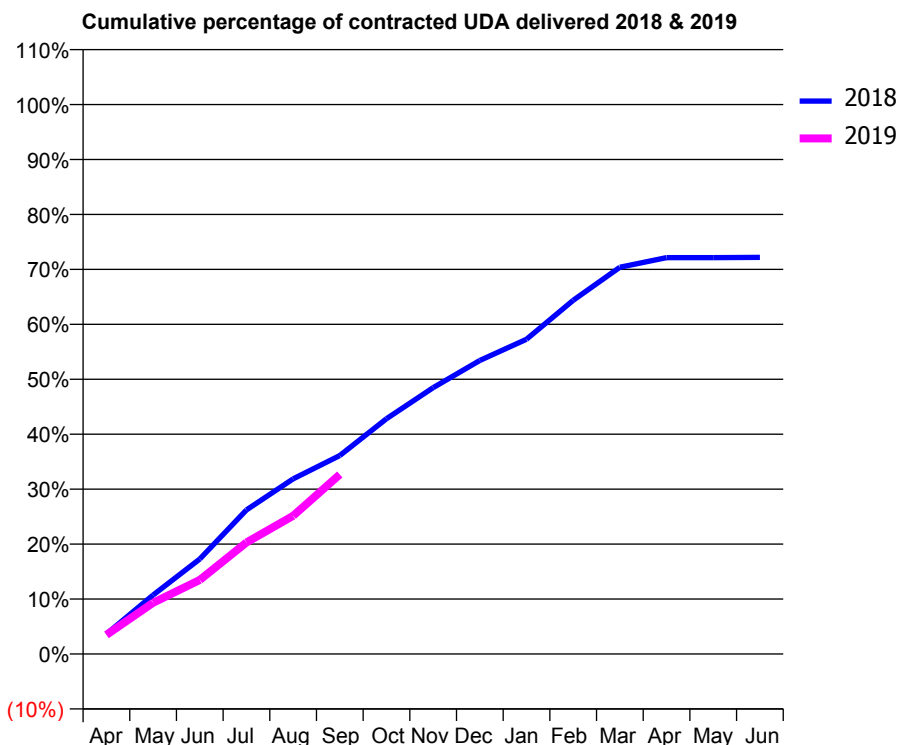
18/19 Contracted general activity (UDA)	20,000
Carry forward general activity (UDA)	0
18/19 Contracted orthodontic activity (UOA)	0
Carry forward orthodontic activity (UOA)	0
Baseline contract value	£541,584.26

ACCESS*

Patients seen in 24 months	Total	Change since previous quarter
Quarter ending September 2017	6,231	
Quarter ending December 2017	6,073	↓
Quarter ending March 2018	5,832	↓
Quarter ending June 2018	5,620	↓
Quarter ending September 2018	5,417	↓
Variance since September 2017	(13.1%)	↓



ACTIVITY



Month	Adjusted Scheduled Activity (UDA)	
	2018	2019
April	730	699
May	2,150	1,868
June	3,457	2,697
July	5,244	4,058
August	6,375	5,028
September	7,226	6,535
October	8,563	
November	9,696	
December	10,684	
January	11,457	
February	12,876	
March	14,079	
April	14,427	
May	14,428	
June	14,436	

QUALITY

	Quantity	Base Number	Contract	AT	Region	England
% of FP17s for the same patient ID Re-attending within 3 months - Children	39	901	4.3%	10.1%	12.2%	11.6%
% of FP17s for the same patient ID Re-attending within 3 months - Adults	259	2,317	11.2%	13.7%	15.8%	15.5%
% of FP17s for the same patient ID Re-attending between 3 & 9 months - Children	465	901	51.6%	61.7%	60.3%	58.8%
% of FP17s for the same patient ID Re-attending between 3 & 9 months - Adults	1,211	2,317	52.3%	55.5%	53.5%	51.1%
% of FP17s for Band 1 Urgent Courses	155	3,049	5.1%	8.2%	9.1%	9.0%
% of FP17s Relating to Free Repair or Replacements	19	3,049	0.6%	0.8%	1.0%	0.8%
% of FP17s Relating to Continuations	43	3,049	1.4%	1.0%	1.0%	0.9%
% of Patients satisfied with the dentistry they have received	3	3	N/A	92.3%	93.6%	93.3%
% of Patients satisfied with the time they had to wait for an appointment	3	3	N/A	88.3%	89.8%	88.9%

* This is based on patients treated on this contract for their most recent course of treatment. Figures in italics indicate the base number of FP17s or Patient Questionnaire responses are less than 100. N/A is shown where the base number of responses is less than 10 during the period. % is calculated as Quantity/Base number*100

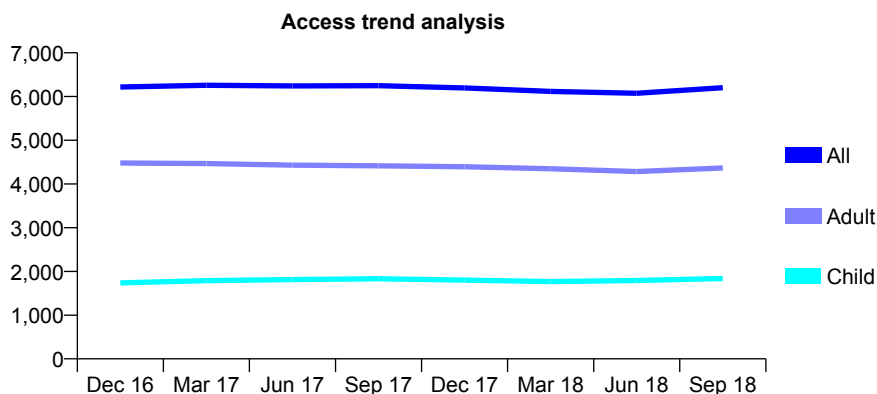
Q52 - Vital Signs At a Glance Contract Report for 101338/0055 - September 2018

Name or company name	Whitecross Dental Care Limited
Contract type name	GDS Contract
Purpose of contract	General
Contract start date	02/07/2007
Contract end date	

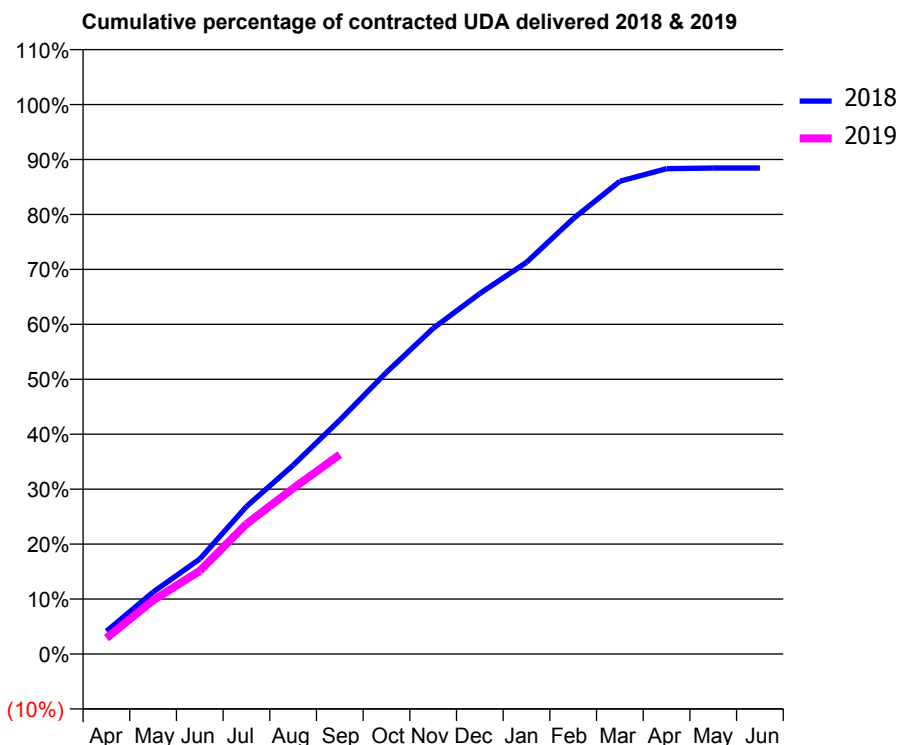
18/19 Contracted general activity (UDA)	19,000
Carry forward general activity (UDA)	0
18/19 Contracted orthodontic activity (UOA)	0
Carry forward orthodontic activity (UOA)	0
Baseline contract value	£514,505.05

ACCESS*

Patients seen in 24 months	Total	Change since previous quarter
Quarter ending September 2017	6,247	
Quarter ending December 2017	6,195	→
Quarter ending March 2018	6,118	↓
Quarter ending June 2018	6,075	→
Quarter ending September 2018	6,203	↑
Variance since September 2017	(0.7%)	→



ACTIVITY



Adjusted Scheduled Activity (UDA)		
Month	2018	2019
April	788	550
May	2,143	1,856
June	3,285	2,873
July	5,102	4,497
August	6,526	5,729
September	8,091	6,897
October	9,742	
November	11,261	
December	12,464	
January	13,546	
February	15,051	
March	16,346	
April	16,779	
May	16,806	
June	16,806	

QUALITY

	Quantity	Base Number	Contract	AT	Region	England
% of FP17s for the same patient ID Re-attending within 3 months - Children	63	1,170	5.4%	10.1%	12.2%	11.6%
% of FP17s for the same patient ID Re-attending within 3 months - Adults	276	2,431	11.4%	13.7%	15.8%	15.5%
% of FP17s for the same patient ID Re-attending between 3 & 9 months - Children	584	1,170	49.9%	61.7%	60.3%	58.8%
% of FP17s for the same patient ID Re-attending between 3 & 9 months - Adults	1,222	2,431	50.3%	55.5%	53.5%	51.1%
% of FP17s for Band 1 Urgent Courses	262	3,385	7.7%	8.2%	9.1%	9.0%
% of FP17s Relating to Free Repair or Replacements	13	3,385	0.4%	0.8%	1.0%	0.8%
% of FP17s Relating to Continuations	21	3,385	0.6%	1.0%	1.0%	0.9%
% of Patients satisfied with the dentistry they have received	4	4	N/A	92.3%	93.6%	93.3%
% of Patients satisfied with the time they had to wait for an appointment	4	4	N/A	88.3%	89.8%	88.9%

* This is based on patients treated on this contract for their most recent course of treatment. Figures in italics indicate the base number of FP17s or Patient Questionnaire responses are less than 100. N/A is shown where the base number of responses is less than 10 during the period. % is calculated as Quantity/Base number*100

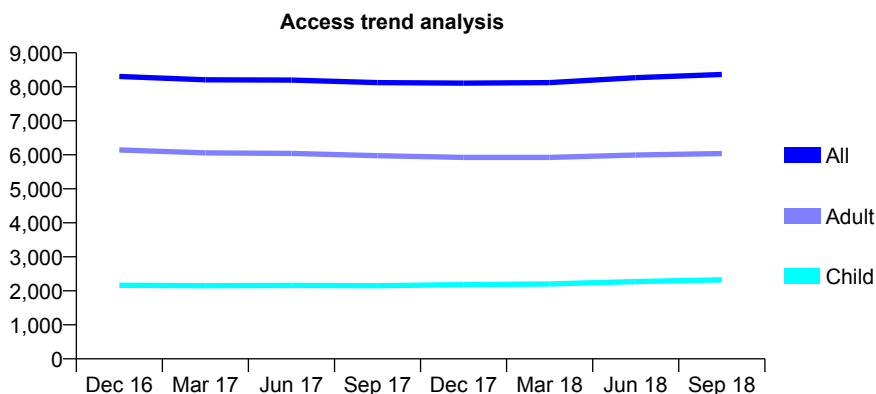
Q52 - Vital Signs At a Glance Contract Report for 101338/0056 - September 2018

Name or company name	Whitecross Dental Care Limited
Contract type name	GDS Contract
Purpose of contract	General
Contract start date	02/07/2007
Contract end date	

18/19 Contracted general activity (UDA)	25,300
Carry forward general activity (UDA)	0
18/19 Contracted orthodontic activity (UOA)	0
Carry forward orthodontic activity (UOA)	0
Baseline contract value	£685,104.08

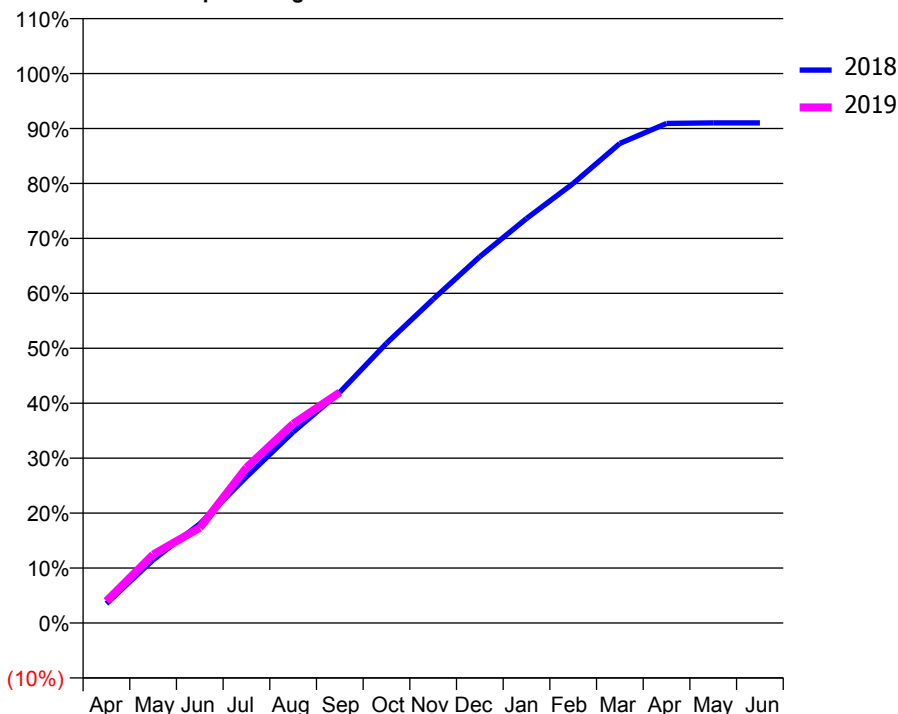
ACCESS*

Patients seen in 24 months	Total	Change since previous quarter
Quarter ending September 2017	8,124	
Quarter ending December 2017	8,109	→
Quarter ending March 2018	8,124	→
Quarter ending June 2018	8,268	→
Quarter ending September 2018	8,361	→
Variance since September 2017	2.9%	↑



ACTIVITY

Cumulative percentage of contracted UDA delivered 2018 & 2019



Month	Adjusted Scheduled Activity (UDA)	
	2018	2019
April	896	1,012
May	2,906	3,153
June	4,563	4,389
July	6,734	7,155
August	8,795	9,169
September	10,623	10,618
October	12,880	
November	14,907	
December	16,868	
January	18,624	
February	20,241	
March	22,083	
April	23,003	
May	23,028	
June	23,028	

QUALITY

	Quantity	Base Number	Contract	AT	Region	England
% of FP17s for the same patient ID Re-attending within 3 months - Children	78	1,453	5.4%	10.1%	12.2%	11.6%
% of FP17s for the same patient ID Re-attending within 3 months - Adults	378	3,573	10.6%	13.7%	15.8%	15.5%
% of FP17s for the same patient ID Re-attending between 3 & 9 months - Children	744	1,453	51.2%	61.7%	60.3%	58.8%
% of FP17s for the same patient ID Re-attending between 3 & 9 months - Adults	1,816	3,573	50.8%	55.5%	53.5%	51.1%
% of FP17s for Band 1 Urgent Courses	174	4,607	3.8%	8.2%	9.1%	9.0%
% of FP17s Relating to Free Repair or Replacements	34	4,607	0.7%	0.8%	1.0%	0.8%
% of FP17s Relating to Continuations	83	4,607	1.8%	1.0%	1.0%	0.9%
% of Patients satisfied with the dentistry they have received	4	4	N/A	92.3%	93.6%	93.3%
% of Patients satisfied with the time they had to wait for an appointment	3	4	N/A	88.3%	89.8%	88.9%

* This is based on patients treated on this contract for their most recent course of treatment. Figures in italics indicate the base number of FP17s or Patient Questionnaire responses are less than 100. N/A is shown where the base number of responses is less than 10 during the period. % is calculated as Quantity/Base number*100

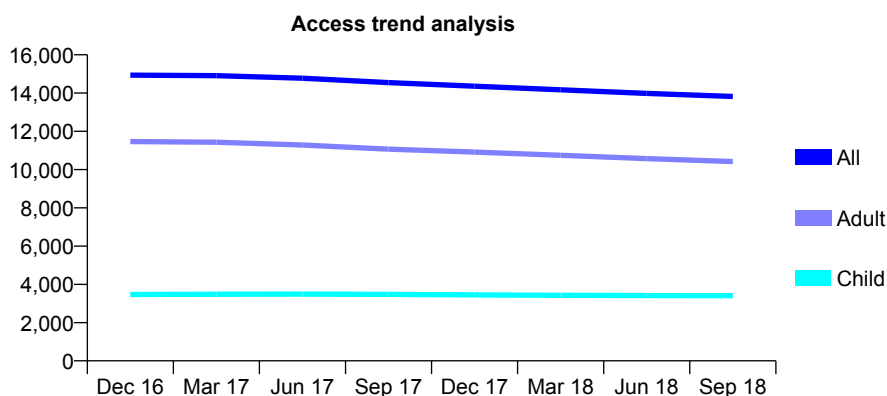
Q52 - Vital Signs At a Glance Contract Report for 101338/0067 - September 2018

Name or company name	Whitecross Dental Care Limited
Contract type name	GDS Contract
Purpose of contract	General
Contract start date	01/07/2008
Contract end date	

18/19 Contracted general activity (UDA)	40,509
Carry forward general activity (UDA)	0
18/19 Contracted orthodontic activity (UOA)	0
Carry forward orthodontic activity (UOA)	0
Baseline contract value	£1,096,951.84

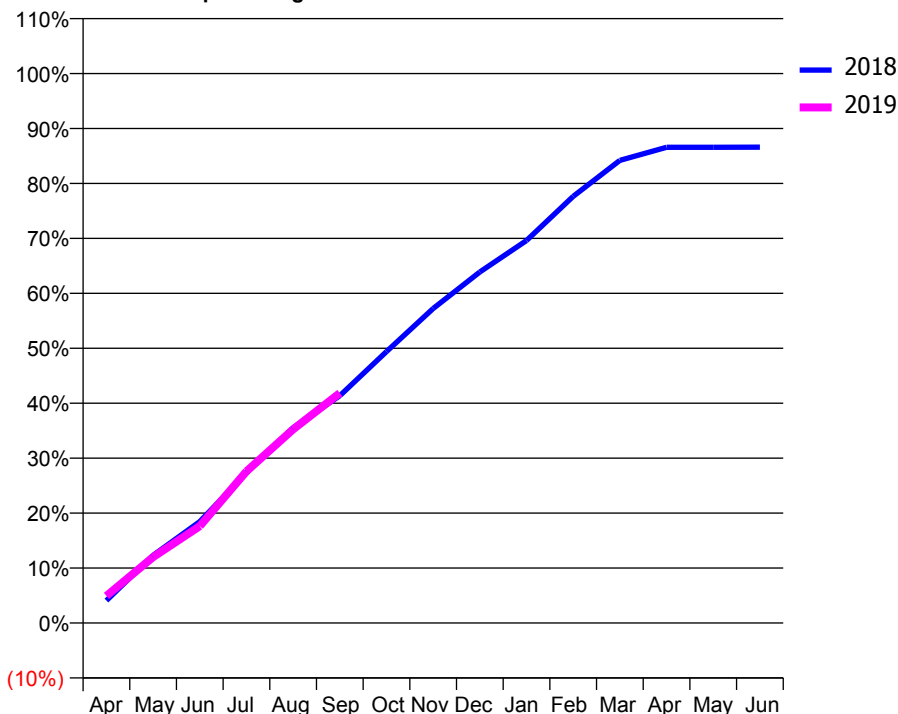
ACCESS*

Patients seen in 24 months	Total	Change since previous quarter
Quarter ending September 2017	14,543	
Quarter ending December 2017	14,361	↓
Quarter ending March 2018	14,172	↓
Quarter ending June 2018	13,982	↓
Quarter ending September 2018	13,823	↓
Variance since September 2017	(5.0%)	↓



ACTIVITY

Cumulative percentage of contracted UDA delivered 2018 & 2019



Month	Adjusted Scheduled Activity (UDA)	
	2018	2019
April	1,658	1,996
May	4,986	4,861
June	7,479	7,140
July	11,076	11,184
August	14,394	14,275
September	16,755	16,955
October	20,012	
November	23,187	
December	25,879	
January	28,202	
February	31,457	
March	34,110	
April	35,073	
May	35,071	
June	35,076	

QUALITY

	Quantity	Base Number	Contract	AT	Region	England
% of FP17s for the same patient ID Re-attending within 3 months - Children	114	2,567	4.4%	10.1%	12.2%	11.6%
% of FP17s for the same patient ID Re-attending within 3 months - Adults	695	7,531	9.2%	13.7%	15.8%	15.5%
% of FP17s for the same patient ID Re-attending between 3 & 9 months - Children	1,565	2,567	61.0%	61.7%	60.3%	58.8%
% of FP17s for the same patient ID Re-attending between 3 & 9 months - Adults	5,003	7,531	66.4%	55.5%	53.5%	51.1%
% of FP17s for Band 1 Urgent Courses	592	9,556	6.2%	8.2%	9.1%	9.0%
% of FP17s Relating to Free Repair or Replacements	43	9,556	0.4%	0.8%	1.0%	0.8%
% of FP17s Relating to Continuations	93	9,556	1.0%	1.0%	1.0%	0.9%
% of Patients satisfied with the dentistry they have received	10	10	100.0%	92.3%	93.6%	93.3%
% of Patients satisfied with the time they had to wait for an appointment	9	10	90.0%	88.3%	89.8%	88.9%

* This is based on patients treated on this contract for their most recent course of treatment. Figures in italics indicate the base number of FP17s or Patient Questionnaire responses are less than 100. N/A is shown where the base number of responses is less than 10 during the period. % is calculated as Quantity/Base number*100

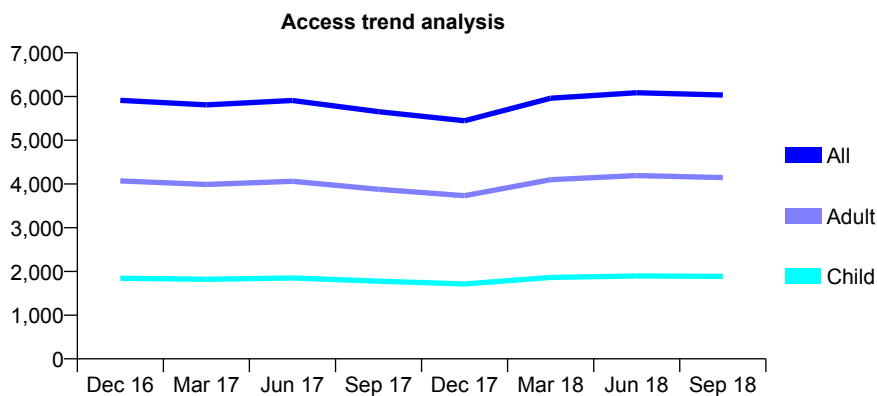
Q52 - Vital Signs At a Glance Contract Report for 101338/0074 - September 2018

Name or company name	Whitecross Dental Care Limited
Contract type name	GDS Contract
Purpose of contract	General
Contract start date	09/12/2008
Contract end date	

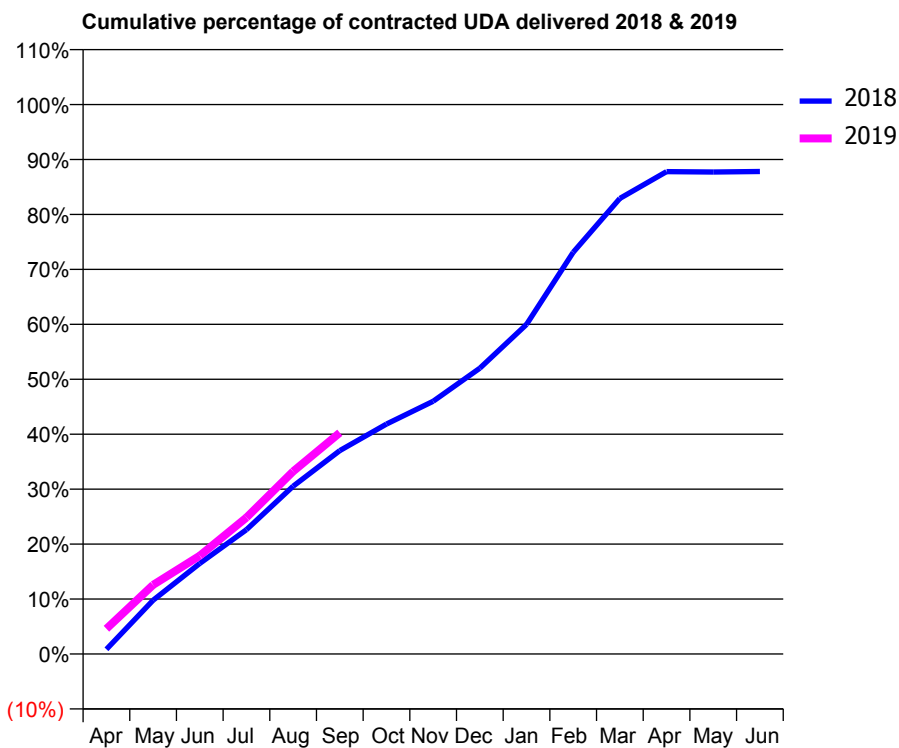
18/19 Contracted general activity (UDA)	18,433
Carry forward general activity (UDA)	0
18/19 Contracted orthodontic activity (UOA)	0
Carry forward orthodontic activity (UOA)	0
Baseline contract value	£543,497.35

ACCESS*

Patients seen in 24 months	Total	Change since previous quarter
Quarter ending September 2017	5,654	
Quarter ending December 2017	5,447	↓
Quarter ending March 2018	5,960	↑
Quarter ending June 2018	6,088	↑
Quarter ending September 2018	6,034	→
Variance since September 2017	6.7%	↑



ACTIVITY



Month	Adjusted Scheduled Activity (UDA)	
	2018	2019
April	158	846
May	1,806	2,319
June	3,040	3,298
July	4,172	4,578
August	5,628	6,128
September	6,824	7,423
October	7,715	
November	8,480	
December	9,590	
January	11,053	
February	13,476	
March	15,285	
April	16,180	
May	16,170	
June	16,187	

QUALITY

	Quantity	Base Number	Contract	AT	Region	England
% of FP17s for the same patient ID Re-attending within 3 months - Children	76	1,302	5.8%	10.1%	12.2%	11.6%
% of FP17s for the same patient ID Re-attending within 3 months - Adults	243	2,532	9.6%	13.7%	15.8%	15.5%
% of FP17s for the same patient ID Re-attending between 3 & 9 months - Children	730	1,302	56.1%	61.7%	60.3%	58.8%
% of FP17s for the same patient ID Re-attending between 3 & 9 months - Adults	1,303	2,532	51.5%	55.5%	53.5%	51.1%
% of FP17s for Band 1 Urgent Courses	216	3,457	6.2%	8.2%	9.1%	9.0%
% of FP17s Relating to Free Repair or Replacements	12	3,457	0.3%	0.8%	1.0%	0.8%
% of FP17s Relating to Continuations	32	3,457	0.9%	1.0%	1.0%	0.9%
% of Patients satisfied with the dentistry they have received	0	0	N/A	92.3%	93.6%	93.3%
% of Patients satisfied with the time they had to wait for an appointment	0	0	N/A	88.3%	89.8%	88.9%

* This is based on patients treated on this contract for their most recent course of treatment. Figures in italics indicate the base number of FP17s or Patient Questionnaire responses are less than 100. N/A is shown where the base number of responses is less than 10 during the period. % is calculated as Quantity/Base number*100

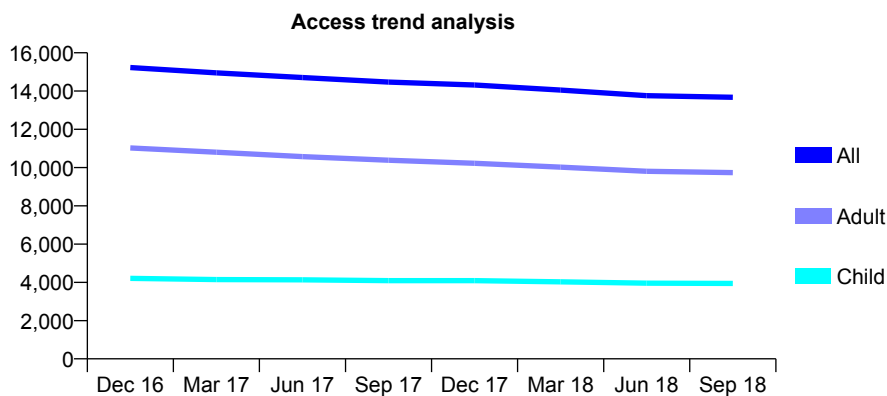
Q52 - Vital Signs At a Glance Contract Report for 101338/0079 - September 2018

Name or company name	Whitecross Dental Care Limited
Contract type name	GDS Contract
Purpose of contract	General
Contract start date	01/04/2009
Contract end date	

18/19 Contracted general activity (UDA)	44,400
Carry forward general activity (UDA)	0
18/19 Contracted orthodontic activity (UOA)	0
Carry forward orthodontic activity (UOA)	0
Baseline contract value	£1,202,317.06

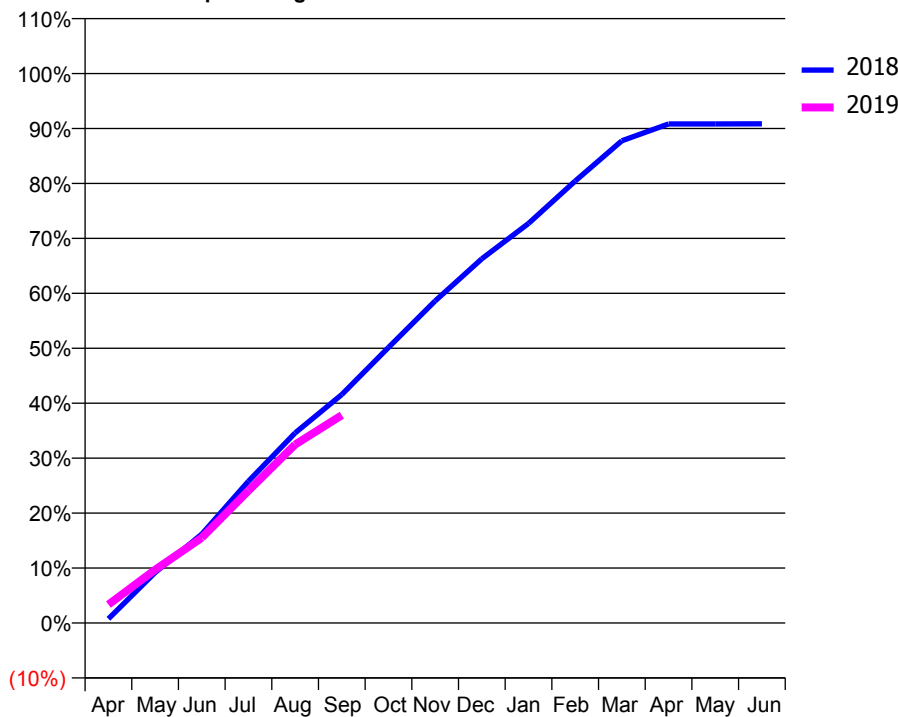
ACCESS*

Patients seen in 24 months	Total	Change since previous quarter
Quarter ending September 2017	14,471	
Quarter ending December 2017	14,313	↓
Quarter ending March 2018	14,049	↓
Quarter ending June 2018	13,758	↓
Quarter ending September 2018	13,674	→
Variance since September 2017	(5.5%)	↓



ACTIVITY

Cumulative percentage of contracted UDA delivered 2018 & 2019



Adjusted Scheduled Activity (UDA)

Month	2018	2019
April	342	1,496
May	4,083	4,306
June	7,178	6,895
July	11,457	10,696
August	15,357	14,418
September	18,460	16,795
October	22,265	
November	26,026	
December	29,428	
January	32,289	
February	35,717	
March	38,969	
April	40,320	
May	40,327	
June	40,330	

QUALITY

	Quantity	Base Number	Contract	AT	Region	England
% of FP17s for the same patient ID Re-attending within 3 months - Children	114	2,333	4.9%	10.1%	12.2%	11.6%
% of FP17s for the same patient ID Re-attending within 3 months - Adults	503	5,506	9.1%	13.7%	15.8%	15.5%
% of FP17s for the same patient ID Re-attending between 3 & 9 months - Children	1,205	2,333	51.7%	61.7%	60.3%	58.8%
% of FP17s for the same patient ID Re-attending between 3 & 9 months - Adults	2,677	5,506	48.6%	55.5%	53.5%	51.1%
% of FP17s for Band 1 Urgent Courses	506	7,313	6.9%	8.2%	9.1%	9.0%
% of FP17s Relating to Free Repair or Replacements	45	7,313	0.6%	0.8%	1.0%	0.8%
% of FP17s Relating to Continuations	94	7,313	1.3%	1.0%	1.0%	0.9%
% of Patients satisfied with the dentistry they have received	7	7	N/A	92.3%	93.6%	93.3%
% of Patients satisfied with the time they had to wait for an appointment	6	7	N/A	88.3%	89.8%	88.9%

* This is based on patients treated on this contract for their most recent course of treatment. Figures in italics indicate the base number of FP17s or Patient Questionnaire responses are less than 100. N/A is shown where the base number of responses is less than 10 during the period. % is calculated as Quantity/Base number*100

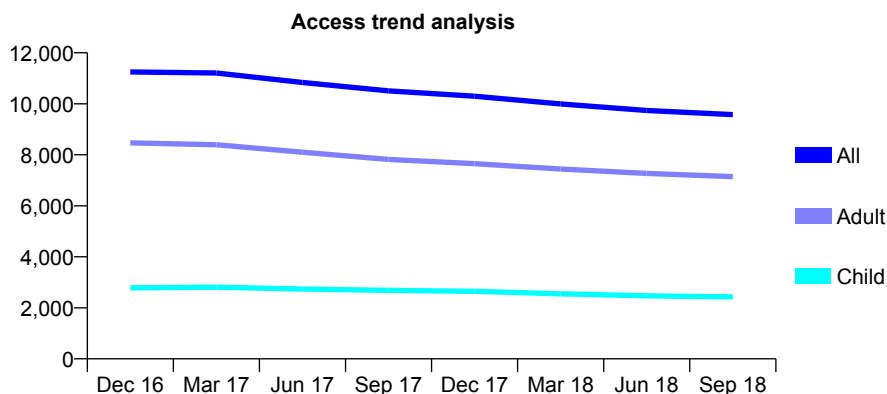
Q52 - Vital Signs At a Glance Contract Report for 101338/0080 - September 2018

Name or company name	Whitecross Dental Care Limited
Contract type name	GDS Contract
Purpose of contract	General
Contract start date	01/04/2009
Contract end date	

18/19 Contracted general activity (UDA)	30,442
Carry forward general activity (UDA)	0
18/19 Contracted orthodontic activity (UOA)	0
Carry forward orthodontic activity (UOA)	0
Baseline contract value	£819,828.72

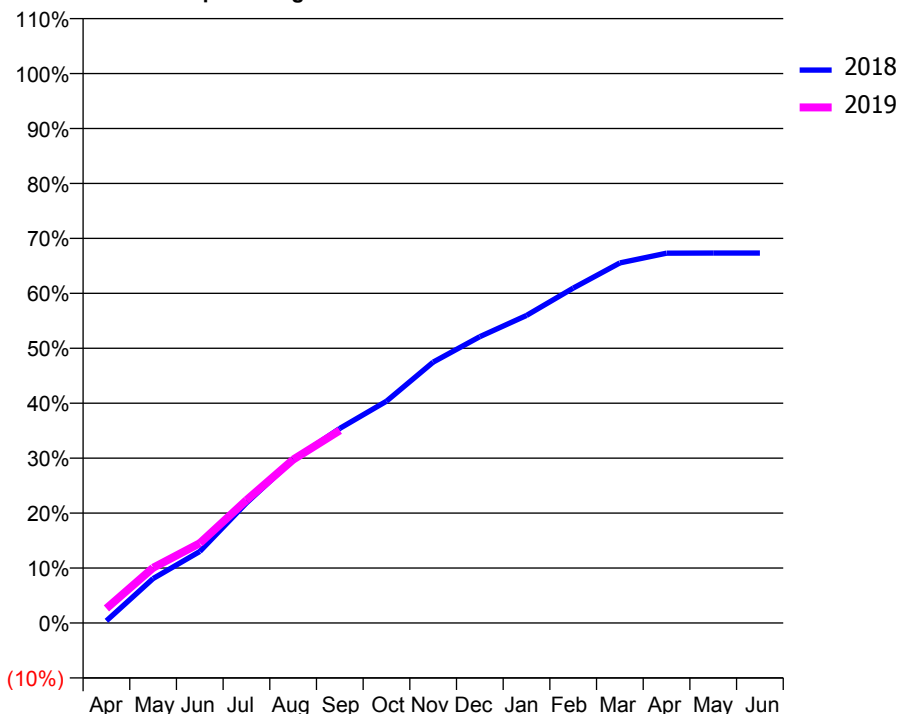
ACCESS*

Patients seen in 24 months	Total	Change since previous quarter
Quarter ending September 2017	10,506	
Quarter ending December 2017	10,300	↓
Quarter ending March 2018	9,993	↓
Quarter ending June 2018	9,741	↓
Quarter ending September 2018	9,574	↓
Variance since September 2017	(8.9%)	↓



ACTIVITY

Cumulative percentage of contracted UDA delivered 2018 & 2019



Month	Adjusted Scheduled Activity (UDA)	
	2018	2019
April	118	812
May	2,465	3,063
June	3,967	4,419
July	6,655	6,808
August	9,038	9,054
September	10,780	10,670
October	12,290	
November	14,452	
December	15,863	
January	17,040	
February	18,556	
March	19,953	
April	20,491	
May	20,494	
June	20,494	

QUALITY

	Quantity	Base Number	Contract	AT	Region	England
% of FP17s for the same patient ID Re-attending within 3 months - Children	66	1,596	4.1%	10.1%	12.2%	11.6%
% of FP17s for the same patient ID Re-attending within 3 months - Adults	389	4,329	9.0%	13.7%	15.8%	15.5%
% of FP17s for the same patient ID Re-attending between 3 & 9 months - Children	561	1,596	35.2%	61.7%	60.3%	58.8%
% of FP17s for the same patient ID Re-attending between 3 & 9 months - Adults	1,677	4,329	38.7%	55.5%	53.5%	51.1%
% of FP17s for Band 1 Urgent Courses	132	5,671	2.3%	8.2%	9.1%	9.0%
% of FP17s Relating to Free Repair or Replacements	64	5,671	1.1%	0.8%	1.0%	0.8%
% of FP17s Relating to Continuations	130	5,671	2.3%	1.0%	1.0%	0.9%
% of Patients satisfied with the dentistry they have received	3	4	N/A	92.3%	93.6%	93.3%
% of Patients satisfied with the time they had to wait for an appointment	0	4	N/A	88.3%	89.8%	88.9%

* This is based on patients treated on this contract for their most recent course of treatment. Figures in italics indicate the base number of FP17s or Patient Questionnaire responses are less than 100. N/A is shown where the base number of responses is less than 10 during the period. % is calculated as Quantity/Base number*100

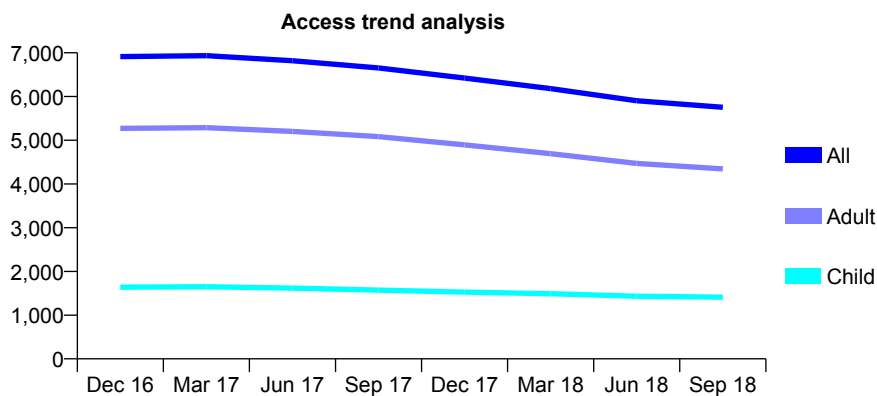
Q52 - Vital Signs At a Glance Contract Report for 101338/0081 - September 2018

Name or company name	Petrie Tucker & Partners Ltd
Contract type name	GDS Contract
Purpose of contract	General
Contract start date	01/04/2009
Contract end date	

18/19 Contracted general activity (UDA)	16,300
Carry forward general activity (UDA)	0
18/19 Contracted orthodontic activity (UOA)	0
Carry forward orthodontic activity (UOA)	0
Baseline contract value	£441,391.17

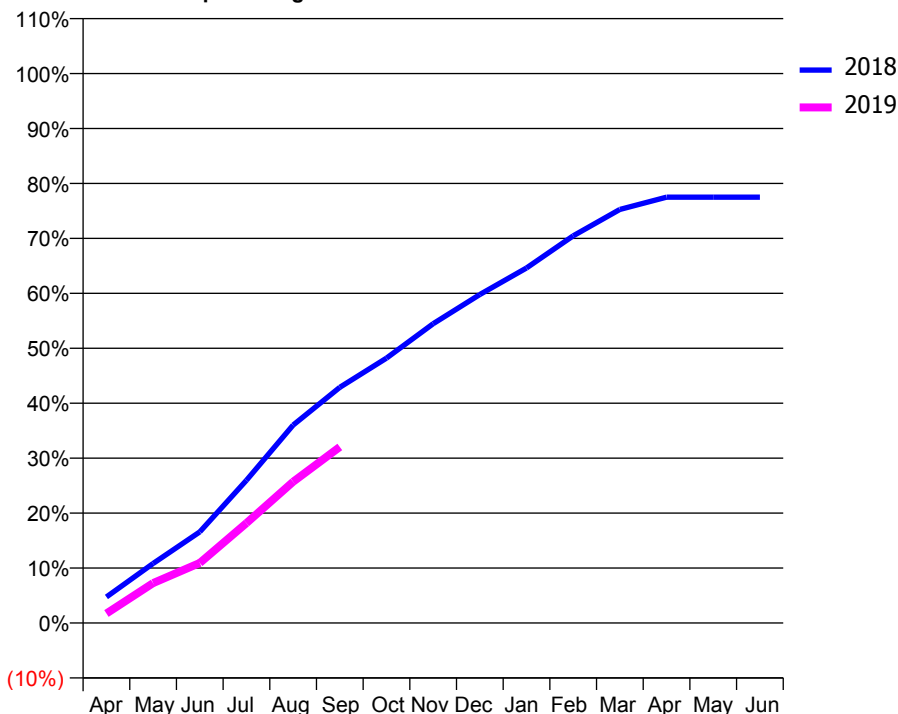
ACCESS*

Patients seen in 24 months	Total	Change since previous quarter
Quarter ending September 2017	6,655	
Quarter ending December 2017	6,422	↓
Quarter ending March 2018	6,182	↓
Quarter ending June 2018	5,903	↓
Quarter ending September 2018	5,755	↓
Variance since September 2017	(13.5%)	↓



ACTIVITY

Cumulative percentage of contracted UDA delivered 2018 & 2019



Adjusted Scheduled Activity (UDA)

Month	2018	2019
April	772	283
May	1,765	1,184
June	2,705	1,783
July	4,233	2,964
August	5,870	4,191
September	6,992	5,224
October	7,859	
November	8,878	
December	9,743	
January	10,530	
February	11,483	
March	12,269	
April	12,633	
May	12,632	
June	12,632	

QUALITY

	Quantity	Base Number	Contract	AT	Region	England
% of FP17s for the same patient ID Re-attending within 3 months - Children	34	861	3.9%	10.1%	12.2%	11.6%
% of FP17s for the same patient ID Re-attending within 3 months - Adults	180	2,361	7.6%	13.7%	15.8%	15.5%
% of FP17s for the same patient ID Re-attending between 3 & 9 months - Children	375	861	43.6%	61.7%	60.3%	58.8%
% of FP17s for the same patient ID Re-attending between 3 & 9 months - Adults	916	2,361	38.8%	55.5%	53.5%	51.1%
% of FP17s for Band 1 Urgent Courses	154	3,024	5.1%	8.2%	9.1%	9.0%
% of FP17s Relating to Free Repair or Replacements	8	3,024	0.3%	0.8%	1.0%	0.8%
% of FP17s Relating to Continuations	29	3,024	1.0%	1.0%	1.0%	0.9%
% of Patients satisfied with the dentistry they have received	5	5	N/A	92.3%	93.6%	93.3%
% of Patients satisfied with the time they had to wait for an appointment	4	5	N/A	88.3%	89.8%	88.9%

* This is based on patients treated on this contract for their most recent course of treatment. Figures in italics indicate the base number of FP17s or Patient Questionnaire responses are less than 100. N/A is shown where the base number of responses is less than 10 during the period. % is calculated as Quantity/Base number*100

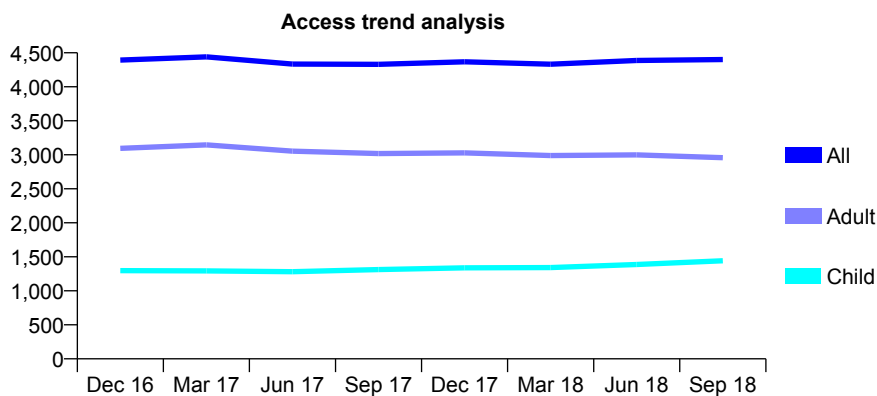
Q52 - Vital Signs At a Glance Contract Report for 101338/0098 - September 2018

Name or company name	Whitecross Dental Care Limited
Contract type name	GDS Contract
Purpose of contract	General
Contract start date	01/09/2009
Contract end date	

18/19 Contracted general activity (UDA)	16,371
Carry forward general activity (UDA)	0
18/19 Contracted orthodontic activity (UOA)	0
Carry forward orthodontic activity (UOA)	0
Baseline contract value	£415,021.35

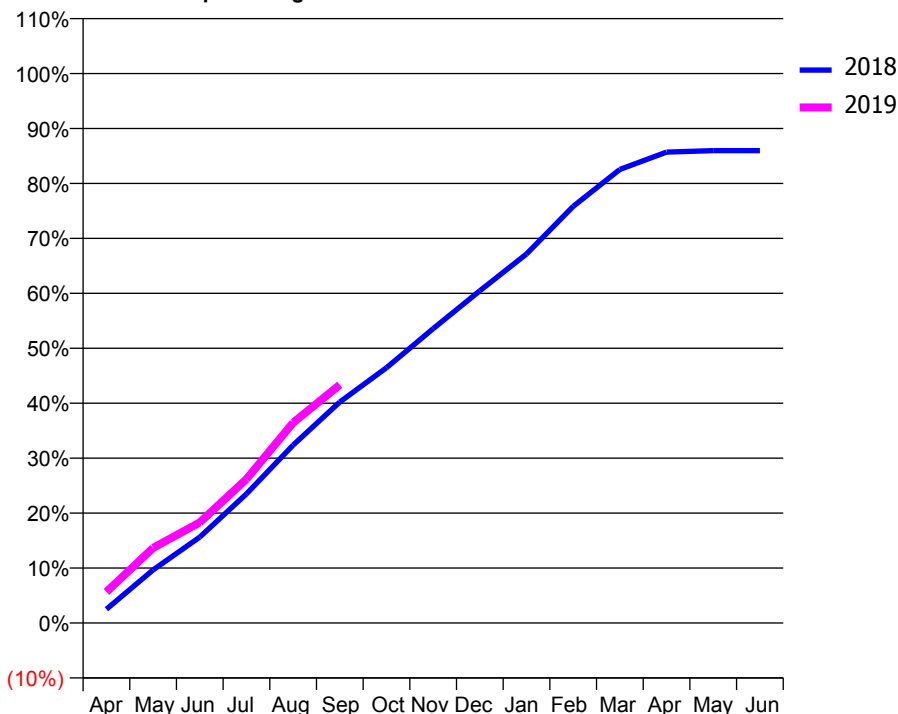
ACCESS*

Patients seen in 24 months	Total	Change since previous quarter
Quarter ending September 2017	4,330	
Quarter ending December 2017	4,367	→
Quarter ending March 2018	4,333	→
Quarter ending June 2018	4,387	→
Quarter ending September 2018	4,401	→
Variance since September 2017	1.6%	→



ACTIVITY

Cumulative percentage of contracted UDA delivered 2018 & 2019



Month	Adjusted Scheduled Activity (UDA)	
	2018	2019
April	412	928
May	1,585	2,240
June	2,560	2,998
July	3,848	4,289
August	5,303	5,969
September	6,583	7,095
October	7,608	
November	8,768	
December	9,900	
January	10,996	
February	12,412	
March	13,513	
April	14,030	
May	14,075	
June	14,075	

QUALITY

	Quantity	Base Number	Contract	AT	Region	England
% of FP17s for the same patient ID Re-attending within 3 months - Children	69	1,165	5.9%	10.1%	12.2%	11.6%
% of FP17s for the same patient ID Re-attending within 3 months - Adults	239	2,193	10.9%	13.7%	15.8%	15.5%
% of FP17s for the same patient ID Re-attending between 3 & 9 months - Children	670	1,165	57.5%	61.7%	60.3%	58.8%
% of FP17s for the same patient ID Re-attending between 3 & 9 months - Adults	1,279	2,193	58.3%	55.5%	53.5%	51.1%
% of FP17s for Band 1 Urgent Courses	222	3,112	7.1%	8.2%	9.1%	9.0%
% of FP17s Relating to Free Repair or Replacements	24	3,112	0.8%	0.8%	1.0%	0.8%
% of FP17s Relating to Continuations	34	3,112	1.1%	1.0%	1.0%	0.9%
% of Patients satisfied with the dentistry they have received	2	2	N/A	92.3%	93.6%	93.3%
% of Patients satisfied with the time they had to wait for an appointment	2	2	N/A	88.3%	89.8%	88.9%

* This is based on patients treated on this contract for their most recent course of treatment. Figures in italics indicate the base number of FP17s or Patient Questionnaire responses are less than 100. N/A is shown where the base number of responses is less than 10 during the period. % is calculated as Quantity/Base number*100

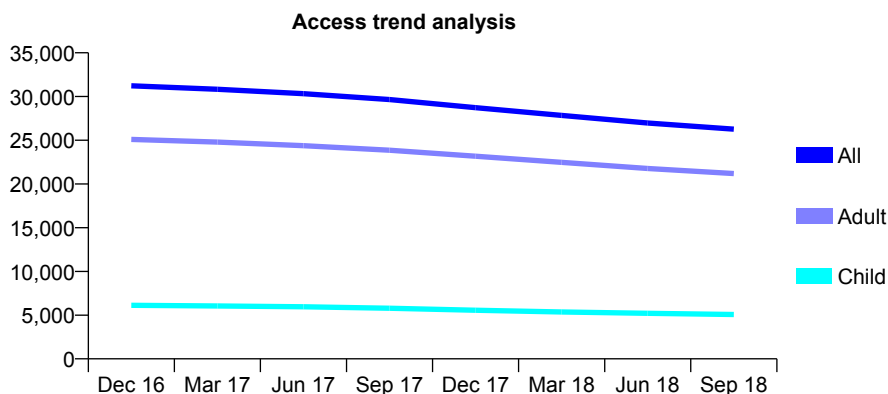
Q52 - Vital Signs At a Glance Contract Report for 101338/0104 - September 2018

Name or company name	Whitecross Dental Care Limited
Contract type name	GDS Contract
Purpose of contract	General
Contract start date	01/10/2009
Contract end date	

18/19 Contracted general activity (UDA)	85,709
Carry forward general activity (UDA)	0
18/19 Contracted orthodontic activity (UOA)	0
Carry forward orthodontic activity (UOA)	0
Baseline contract value	£2,392,631.56

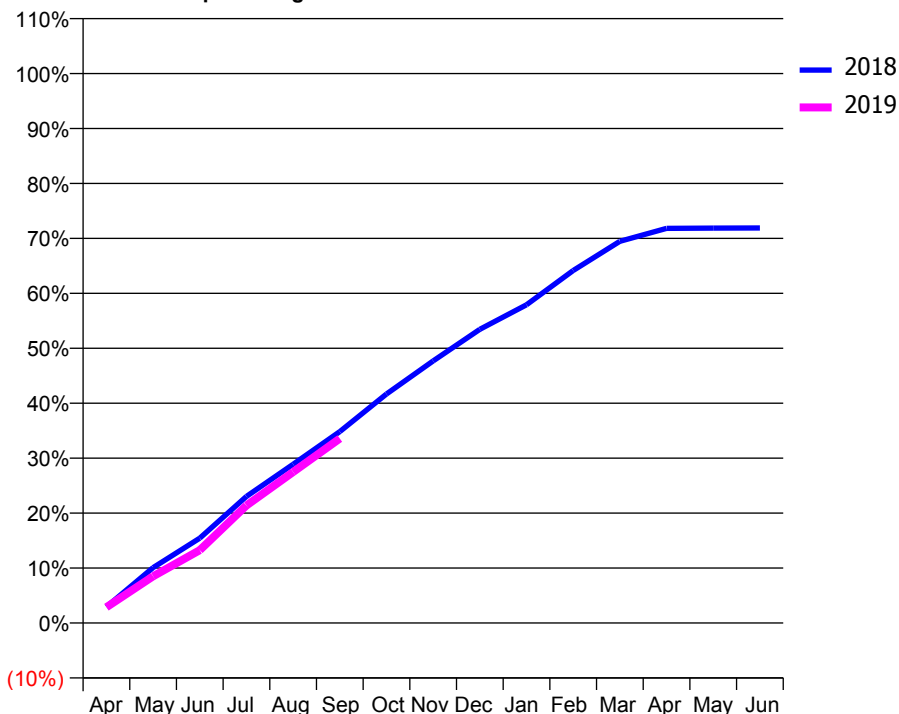
ACCESS*

Patients seen in 24 months	Total	Change since previous quarter
Quarter ending September 2017	29,655	
Quarter ending December 2017	28,729	↓
Quarter ending March 2018	27,838	↓
Quarter ending June 2018	26,972	↓
Quarter ending September 2018	26,266	↓
Variance since September 2017	(11.4%)	↓



ACTIVITY

Cumulative percentage of contracted UDA delivered 2018 & 2019



Adjusted Scheduled Activity (UDA)

Month	2018	2019
April	2,534	2,458
May	8,650	7,281
June	13,248	11,369
July	19,759	18,329
August	24,771	23,558
September	29,860	28,771
October	35,713	
November	40,889	
December	45,812	
January	49,642	
February	54,988	
March	59,528	
April	61,552	
May	61,606	
June	61,616	

QUALITY

	Quantity	Base Number	Contract	AT	Region	England
% of FP17s for the same patient ID Re-attending within 3 months - Children	147	3,199	4.6%	10.1%	12.2%	11.6%
% of FP17s for the same patient ID Re-attending within 3 months - Adults	1,457	12,891	11.3%	13.7%	15.8%	15.5%
% of FP17s for the same patient ID Re-attending between 3 & 9 months - Children	997	3,199	31.2%	61.7%	60.3%	58.8%
% of FP17s for the same patient ID Re-attending between 3 & 9 months - Adults	4,577	12,891	35.5%	55.5%	53.5%	51.1%
% of FP17s for Band 1 Urgent Courses	1,483	15,121	9.8%	8.2%	9.1%	9.0%
% of FP17s Relating to Free Repair or Replacements	97	15,121	0.6%	0.8%	1.0%	0.8%
% of FP17s Relating to Continuations	206	15,121	1.4%	1.0%	1.0%	0.9%
% of Patients satisfied with the dentistry they have received	14	14	100.0%	92.3%	93.6%	93.3%
% of Patients satisfied with the time they had to wait for an appointment	12	14	85.7%	88.3%	89.8%	88.9%

* This is based on patients treated on this contract for their most recent course of treatment. Figures in italics indicate the base number of FP17s or Patient Questionnaire responses are less than 100. N/A is shown where the base number of responses is less than 10 during the period. % is calculated as Quantity/Base number*100

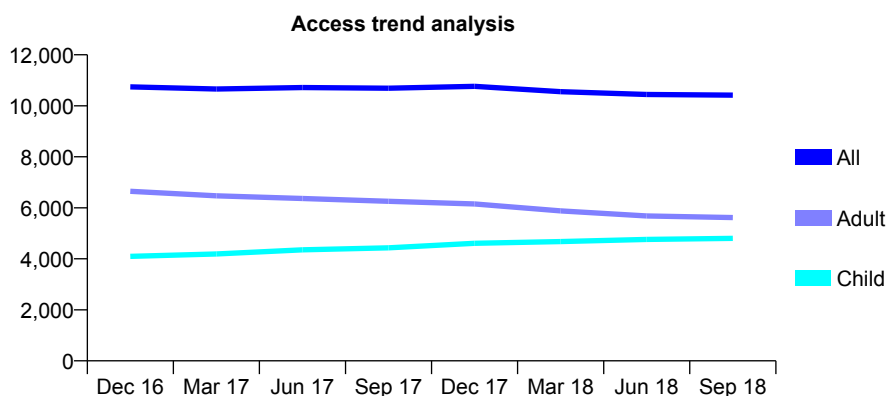
Q52 - Vital Signs At a Glance Contract Report for 101338/0138 - September 2018

Name or company name	Whitecross Dental Care Limited
Contract type name	GDS Contract
Purpose of contract	General
Contract start date	01/06/2012
Contract end date	

18/19 Contracted general activity (UDA)	28,509
Carry forward general activity (UDA)	0
18/19 Contracted orthodontic activity (UOA)	0
Carry forward orthodontic activity (UOA)	0
Baseline contract value	£951,742.08

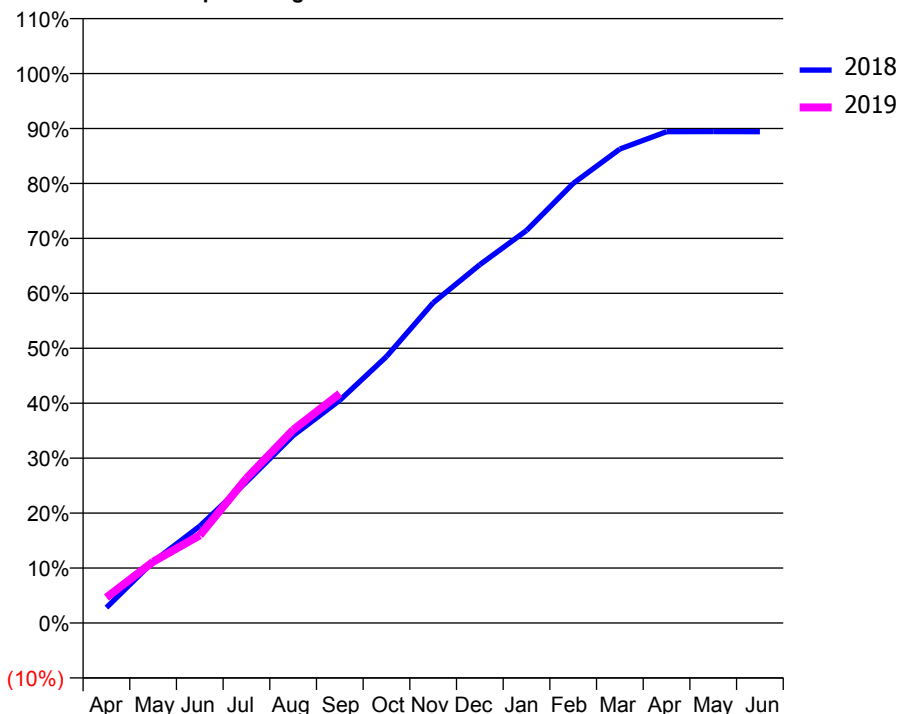
ACCESS*

Patients seen in 24 months	Total	Change since previous quarter
Quarter ending September 2017	10,688	
Quarter ending December 2017	10,761	→
Quarter ending March 2018	10,555	↓
Quarter ending June 2018	10,442	↓
Quarter ending September 2018	10,419	→
Variance since September 2017	(2.5%)	↓



ACTIVITY

Cumulative percentage of contracted UDA delivered 2018 & 2019



Adjusted Scheduled Activity (UDA)		
Month	2018	2019
April	797	1,324
May	3,182	3,181
June	5,029	4,548
July	7,321	7,512
August	9,720	10,020
September	11,556	11,904
October	13,824	
November	16,615	
December	18,593	
January	20,364	
February	22,803	
March	24,593	
April	25,492	
May	25,494	
June	25,493	

QUALITY

	Quantity	Base Number	Contract	AT	Region	England
% of FP17s for the same patient ID Re-attending within 3 months - Children	170	3,140	5.4%	10.1%	12.2%	11.6%
% of FP17s for the same patient ID Re-attending within 3 months - Adults	411	3,356	12.2%	13.7%	15.8%	15.5%
% of FP17s for the same patient ID Re-attending between 3 & 9 months - Children	1,304	3,140	41.5%	61.7%	60.3%	58.8%
% of FP17s for the same patient ID Re-attending between 3 & 9 months - Adults	1,496	3,356	44.6%	55.5%	53.5%	51.1%
% of FP17s for Band 1 Urgent Courses	502	6,106	8.2%	8.2%	9.1%	9.0%
% of FP17s Relating to Free Repair or Replacements	14	6,106	0.2%	0.8%	1.0%	0.8%
% of FP17s Relating to Continuations	51	6,106	0.8%	1.0%	1.0%	0.9%
% of Patients satisfied with the dentistry they have received	3	3	N/A	92.3%	93.6%	93.3%
% of Patients satisfied with the time they had to wait for an appointment	2	3	N/A	88.3%	89.8%	88.9%

* This is based on patients treated on this contract for their most recent course of treatment. Figures in italics indicate the base number of FP17s or Patient Questionnaire responses are less than 100. N/A is shown where the base number of responses is less than 10 during the period. % is calculated as Quantity/Base number*100

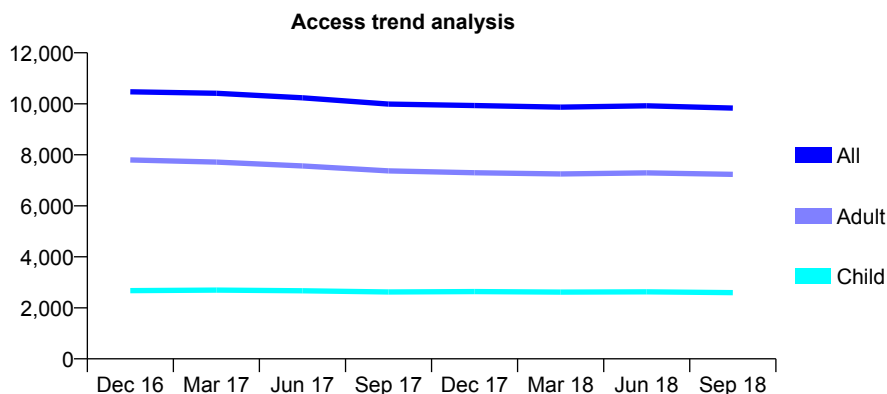
Q52 - Vital Signs At a Glance Contract Report for 101338/0139 - September 2018

Name or company name	Whitecross Dental Care Limited
Contract type name	GDS Contract
Purpose of contract	General
Contract start date	01/06/2012
Contract end date	

18/19 Contracted general activity (UDA)	28,439
Carry forward general activity (UDA)	0
18/19 Contracted orthodontic activity (UOA)	0
Carry forward orthodontic activity (UOA)	0
Baseline contract value	£824,853.04

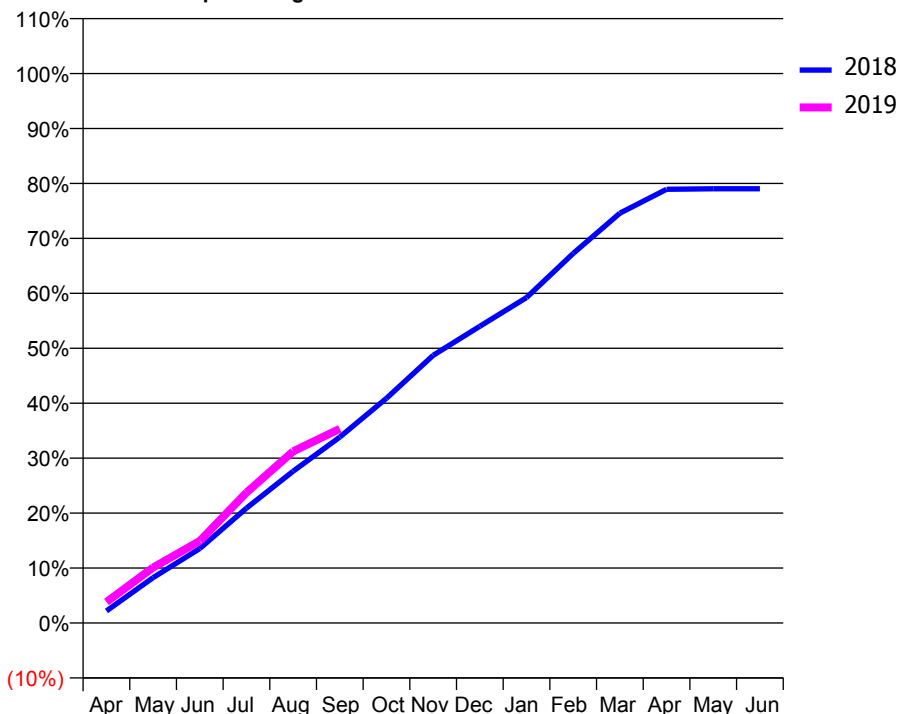
ACCESS*

Patients seen in 24 months	Total	Change since previous quarter
Quarter ending September 2017	9,988	
Quarter ending December 2017	9,934	→
Quarter ending March 2018	9,868	→
Quarter ending June 2018	9,920	→
Quarter ending September 2018	9,831	→
Variance since September 2017	(1.6%)	↓



ACTIVITY

Cumulative percentage of contracted UDA delivered 2018 & 2019



Month	Adjusted Scheduled Activity (UDA)	
	2018	2019
April	626	1,087
May	2,349	2,874
June	3,855	4,244
July	5,947	6,750
August	7,859	8,888
September	9,626	10,051
October	11,634	
November	13,852	
December	15,360	
January	16,843	
February	19,124	
March	21,211	
April	22,445	
May	22,473	
June	22,473	

QUALITY

	Quantity	Base Number	Contract	AT	Region	England
% of FP17s for the same patient ID Re-attending within 3 months - Children	99	1,776	5.6%	10.1%	12.2%	11.6%
% of FP17s for the same patient ID Re-attending within 3 months - Adults	395	4,485	8.8%	13.7%	15.8%	15.5%
% of FP17s for the same patient ID Re-attending between 3 & 9 months - Children	1,038	1,776	58.4%	61.7%	60.3%	58.8%
% of FP17s for the same patient ID Re-attending between 3 & 9 months - Adults	2,315	4,485	51.6%	55.5%	53.5%	51.1%
% of FP17s for Band 1 Urgent Courses	293	5,614	5.2%	8.2%	9.1%	9.0%
% of FP17s Relating to Free Repair or Replacements	22	5,614	0.4%	0.8%	1.0%	0.8%
% of FP17s Relating to Continuations	52	5,614	0.9%	1.0%	1.0%	0.9%
% of Patients satisfied with the dentistry they have received	2	2	N/A	92.3%	93.6%	93.3%
% of Patients satisfied with the time they had to wait for an appointment	2	2	N/A	88.3%	89.8%	88.9%

* This is based on patients treated on this contract for their most recent course of treatment. Figures in italics indicate the base number of FP17s or Patient Questionnaire responses are less than 100. N/A is shown where the base number of responses is less than 10 during the period. % is calculated as Quantity/Base number*100

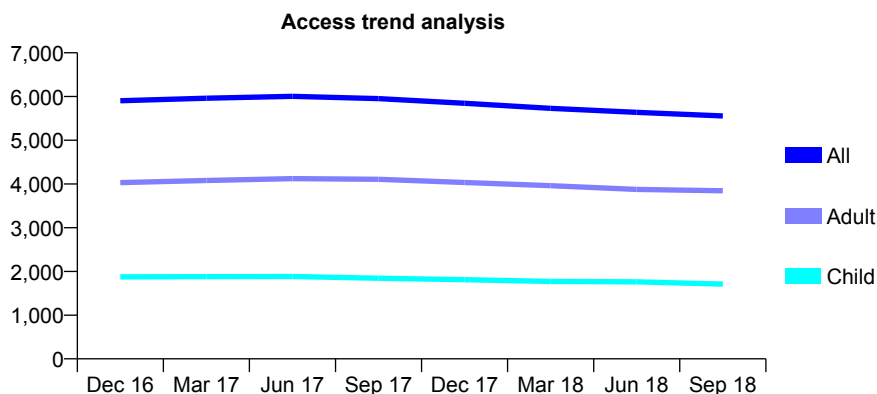
Q52 - Vital Signs At a Glance Contract Report for 101338/0140 - September 2018

Name or company name	Whitecross Dental Care Limited
Contract type name	GDS Contract
Purpose of contract	General
Contract start date	01/06/2012
Contract end date	

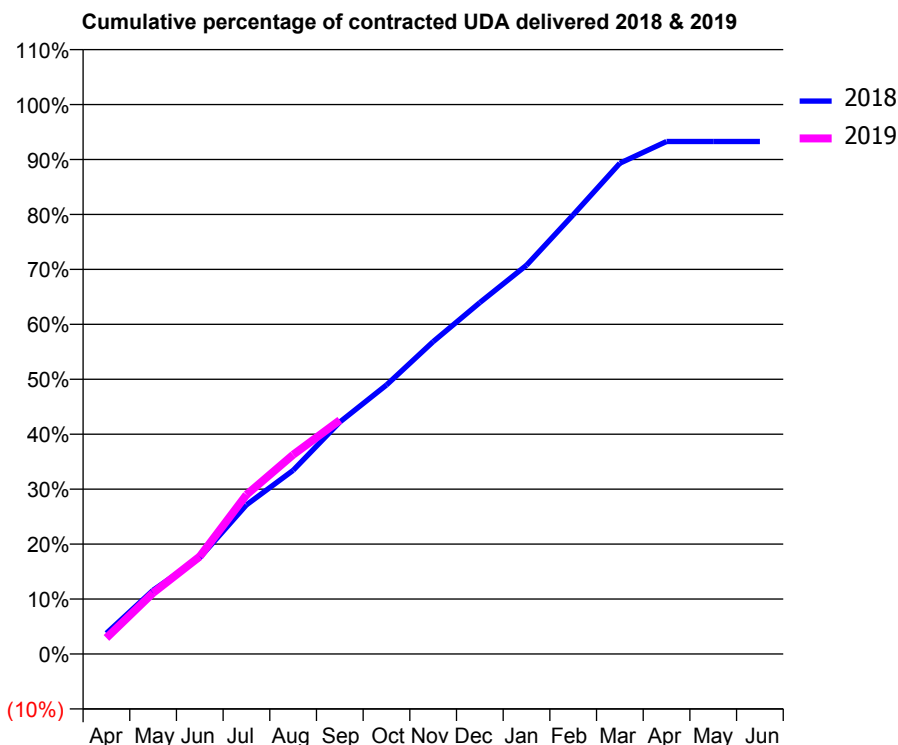
18/19 Contracted general activity (UDA)	16,508
Carry forward general activity (UDA)	0
18/19 Contracted orthodontic activity (UOA)	0
Carry forward orthodontic activity (UOA)	0
Baseline contract value	£479,688.54

ACCESS*

Patients seen in 24 months	Total	Change since previous quarter
Quarter ending September 2017	5,953	
Quarter ending December 2017	5,845	↓
Quarter ending March 2018	5,731	↓
Quarter ending June 2018	5,637	↓
Quarter ending September 2018	5,556	↓
Variance since September 2017	(6.7%)	↓



ACTIVITY



Adjusted Scheduled Activity (UDA)		
Month	2018	2019
April	623	482
May	1,918	1,835
June	2,892	2,930
July	4,481	4,784
August	5,518	5,987
September	6,969	7,024
October	8,084	
November	9,383	
December	10,558	
January	11,681	
February	13,193	
March	14,742	
April	15,397	
May	15,398	
June	15,398	

QUALITY

	Quantity	Base Number	Contract	AT	Region	England
% of FP17s for the same patient ID Re-attending within 3 months - Children	101	1,383	7.3%	10.1%	12.2%	11.6%
% of FP17s for the same patient ID Re-attending within 3 months - Adults	356	2,730	13.0%	13.7%	15.8%	15.5%
% of FP17s for the same patient ID Re-attending between 3 & 9 months - Children	890	1,383	64.4%	61.7%	60.3%	58.8%
% of FP17s for the same patient ID Re-attending between 3 & 9 months - Adults	1,478	2,730	54.1%	55.5%	53.5%	51.1%
% of FP17s for Band 1 Urgent Courses	248	3,830	6.5%	8.2%	9.1%	9.0%
% of FP17s Relating to Free Repair or Replacements	20	3,830	0.5%	0.8%	1.0%	0.8%
% of FP17s Relating to Continuations	55	3,830	1.4%	1.0%	1.0%	0.9%
% of Patients satisfied with the dentistry they have received	1	1	N/A	92.3%	93.6%	93.3%
% of Patients satisfied with the time they had to wait for an appointment	1	1	N/A	88.3%	89.8%	88.9%

* This is based on patients treated on this contract for their most recent course of treatment. Figures in italics indicate the base number of FP17s or Patient Questionnaire responses are less than 100. N/A is shown where the base number of responses is less than 10 during the period. % is calculated as Quantity/Base number*100

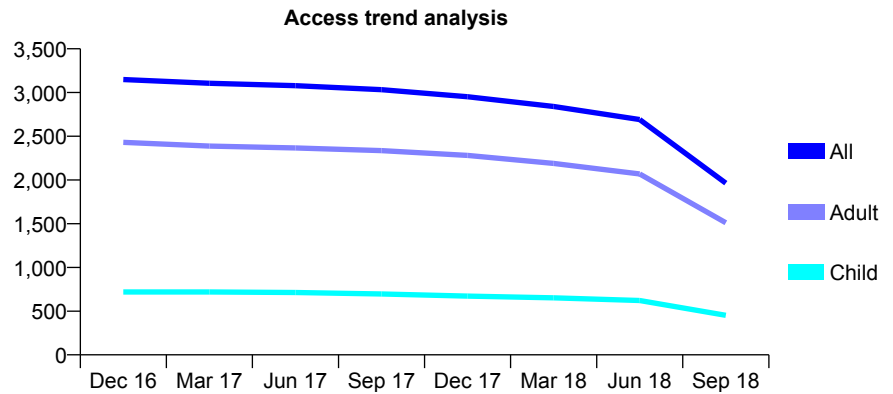
Q52 - Vital Signs At a Glance Contract Report for 101338/0141 - September 2018

Name or company name	Whitecross Dental Care Limited
Contract type name	GDS Contract
Purpose of contract	General
Contract start date	01/06/2012
Contract end date	

18/19 Contracted general activity (UDA)	10,500
Carry forward general activity (UDA)	0
18/19 Contracted orthodontic activity (UOA)	0
Carry forward orthodontic activity (UOA)	0
Baseline contract value	£287,498.36

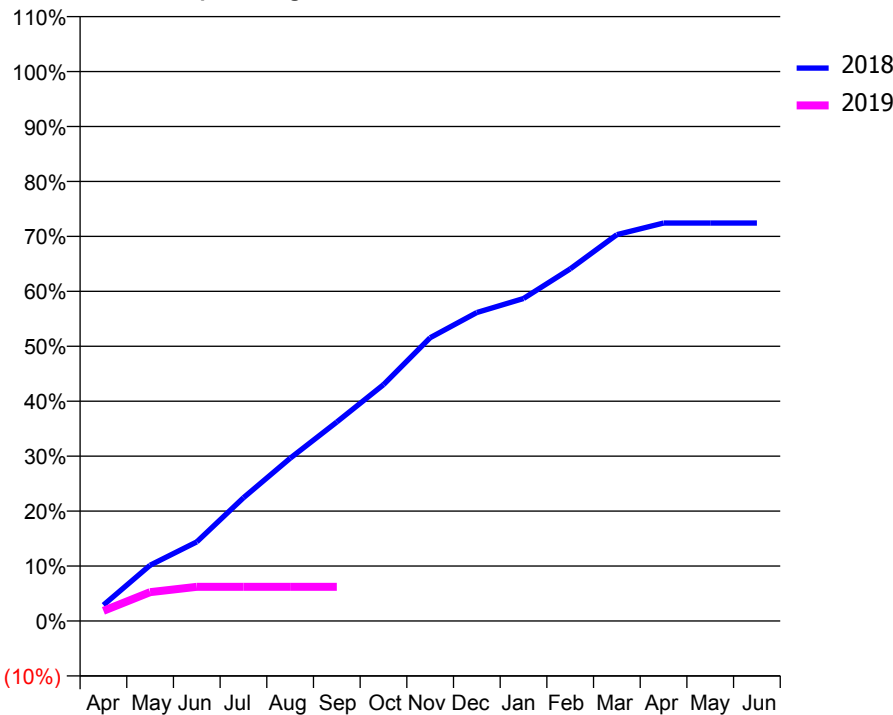
ACCESS*

Patients seen in 24 months	Total	Change since previous quarter
Quarter ending September 2017	3,032	
Quarter ending December 2017	2,952	↓
Quarter ending March 2018	2,841	↓
Quarter ending June 2018	2,691	↓
Quarter ending September 2018	1,963	↓
Variance since September 2017	(35.3%)	↓



ACTIVITY

Cumulative percentage of contracted UDA delivered 2018 & 2019



Adjusted Scheduled Activity (UDA)		
Month	2018	2019
April	304	194
May	1,067	552
June	1,513	654
July	2,355	654
August	3,111	654
September	3,802	654
October	4,515	
November	5,413	
December	5,895	
January	6,161	
February	6,727	
March	7,382	
April	7,605	
May	7,605	
June	7,605	

QUALITY

	Quantity	Base Number	Contract	AT	Region	England
% of FP17s for the same patient ID Re-attending within 3 months - Children	9	124	7.3%	10.1%	12.2%	11.6%
% of FP17s for the same patient ID Re-attending within 3 months - Adults	50	365	13.7%	13.7%	15.8%	15.5%
% of FP17s for the same patient ID Re-attending between 3 & 9 months - Children	51	124	41.1%	61.7%	60.3%	58.8%
% of FP17s for the same patient ID Re-attending between 3 & 9 months - Adults	185	365	50.7%	55.5%	53.5%	51.1%
% of FP17s for Band 1 Urgent Courses	36	389	9.3%	8.2%	9.1%	9.0%
% of FP17s Relating to Free Repair or Replacements	2	389	0.5%	0.8%	1.0%	0.8%
% of FP17s Relating to Continuations	7	389	1.8%	1.0%	1.0%	0.9%
% of Patients satisfied with the dentistry they have received	1	1	N/A	92.3%	93.6%	93.3%
% of Patients satisfied with the time they had to wait for an appointment	0	1	N/A	88.3%	89.8%	88.9%

* This is based on patients treated on this contract for their most recent course of treatment. Figures in italics indicate the base number of FP17s or Patient Questionnaire responses are less than 100. N/A is shown where the base number of responses is less than 10 during the period. % is calculated as Quantity/Base number*100

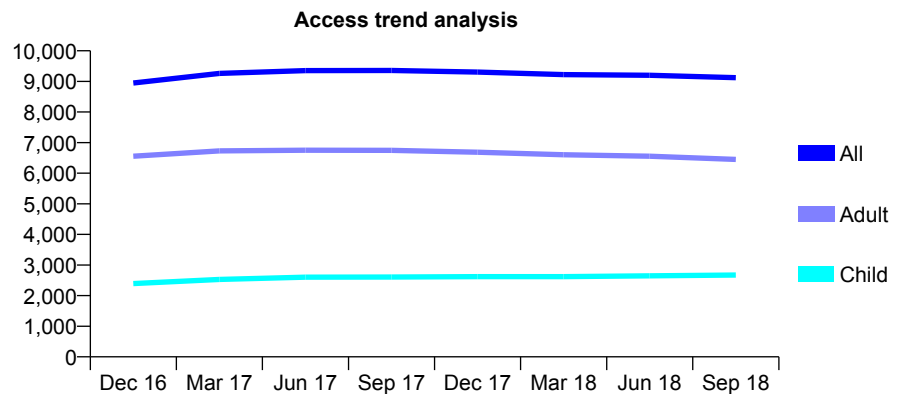
Q52 - Vital Signs At a Glance Contract Report for 101338/0142 - September 2018

Name or company name	Whitecross Dental Care Limited
Contract type name	GDS Contract
Purpose of contract	General
Contract start date	01/06/2012
Contract end date	

18/19 Contracted general activity (UDA)	27,824
Carry forward general activity (UDA)	0
18/19 Contracted orthodontic activity (UOA)	0
Carry forward orthodontic activity (UOA)	0
Baseline contract value	£776,889.17

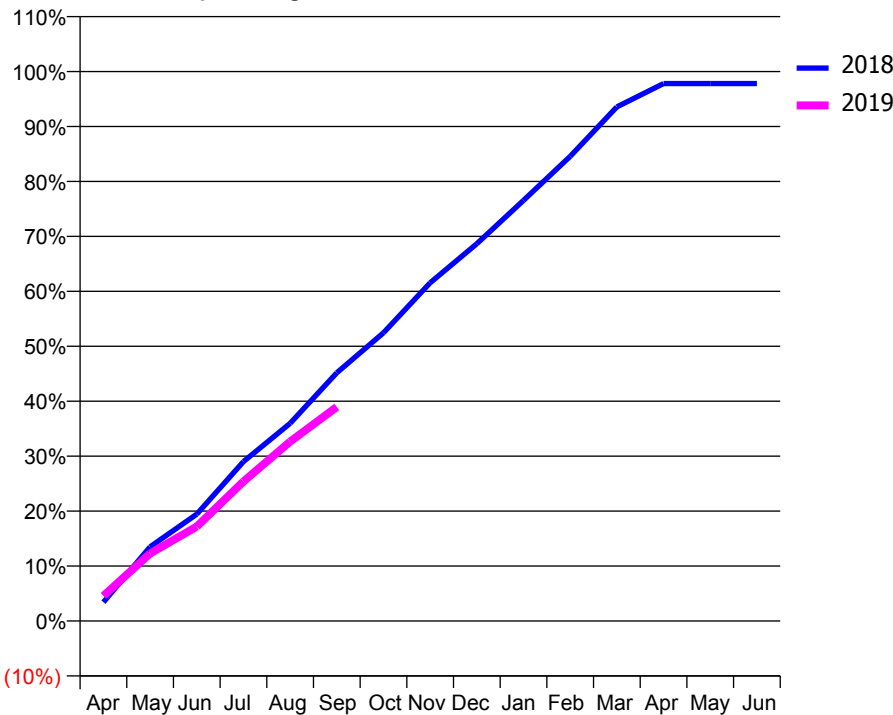
ACCESS*

Patients seen in 24 months	Total	Change since previous quarter
Quarter ending September 2017	9,357	
Quarter ending December 2017	9,307	→
Quarter ending March 2018	9,221	→
Quarter ending June 2018	9,200	→
Quarter ending September 2018	9,122	→
Variance since September 2017	(2.5%)	↓



ACTIVITY

Cumulative percentage of contracted UDA delivered 2018 & 2019



Month	Adjusted Scheduled Activity (UDA)	
	2018	2019
April	957	1,272
May	3,756	3,420
June	5,411	4,782
July	8,071	7,064
August	10,010	9,084
September	12,569	10,843
October	14,592	
November	17,125	
December	19,108	
January	21,298	
February	23,524	
March	26,030	
April	27,216	
May	27,217	
June	27,217	

QUALITY

	Quantity	Base Number	Contract	AT	Region	England
% of FP17s for the same patient ID Re-attending within 3 months - Children	84	2,158	3.9%	10.1%	12.2%	11.6%
% of FP17s for the same patient ID Re-attending within 3 months - Adults	427	4,397	9.7%	13.7%	15.8%	15.5%
% of FP17s for the same patient ID Re-attending between 3 & 9 months - Children	1,503	2,158	69.6%	61.7%	60.3%	58.8%
% of FP17s for the same patient ID Re-attending between 3 & 9 months - Adults	2,576	4,397	58.6%	55.5%	53.5%	51.1%
% of FP17s for Band 1 Urgent Courses	260	5,999	4.3%	8.2%	9.1%	9.0%
% of FP17s Relating to Free Repair or Replacements	44	5,999	0.7%	0.8%	1.0%	0.8%
% of FP17s Relating to Continuations	85	5,999	1.4%	1.0%	1.0%	0.9%
% of Patients satisfied with the dentistry they have received	5	5	N/A	92.3%	93.6%	93.3%
% of Patients satisfied with the time they had to wait for an appointment	5	5	N/A	88.3%	89.8%	88.9%

* This is based on patients treated on this contract for their most recent course of treatment. Figures in italics indicate the base number of FP17s or Patient Questionnaire responses are less than 100. N/A is shown where the base number of responses is less than 10 during the period. % is calculated as Quantity/Base number*100

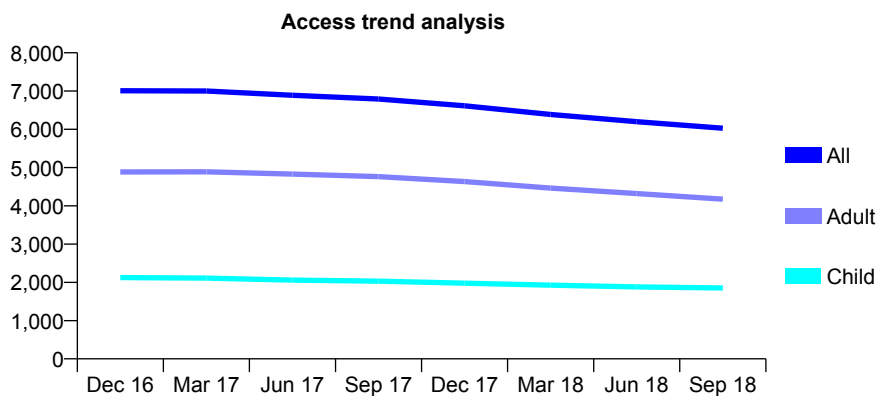
Q52 - Vital Signs At a Glance Contract Report for 101338/0143 - September 2018

Name or company name	Whitecross Dental Care Limited
Contract type name	GDS Contract
Purpose of contract	General
Contract start date	01/07/2012
Contract end date	

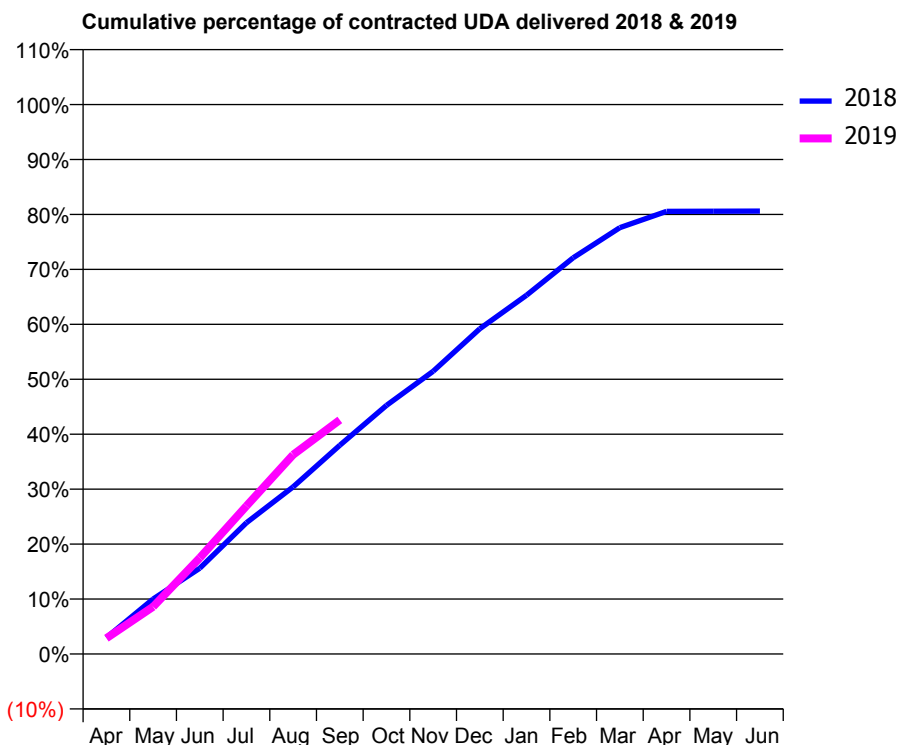
18/19 Contracted general activity (UDA)	20,788
Carry forward general activity (UDA)	0
18/19 Contracted orthodontic activity (UOA)	0
Carry forward orthodontic activity (UOA)	0
Baseline contract value	£737,055.62

ACCESS*

Patients seen in 24 months	Total	Change since previous quarter
Quarter ending September 2017	6,792	
Quarter ending December 2017	6,613	↓
Quarter ending March 2018	6,387	↓
Quarter ending June 2018	6,199	↓
Quarter ending September 2018	6,030	↓
Variance since September 2017	(11.2%)	↓



ACTIVITY



Month	Adjusted Scheduled Activity (UDA)	
	2018	2019
April	625	600
May	2,079	1,790
June	3,246	3,640
July	4,967	5,603
August	6,322	7,541
September	7,895	8,855
October	9,406	
November	10,698	
December	12,308	
January	13,572	
February	14,988	
March	16,129	
April	16,747	
May	16,750	
June	16,755	

QUALITY

	Quantity	Base Number	Contract	AT	Region	England
% of FP17s for the same patient ID Re-attending within 3 months - Children	65	1,406	4.6%	10.1%	12.2%	11.6%
% of FP17s for the same patient ID Re-attending within 3 months - Adults	258	2,700	9.6%	13.7%	15.8%	15.5%
% of FP17s for the same patient ID Re-attending between 3 & 9 months - Children	629	1,406	44.7%	61.7%	60.3%	58.8%
% of FP17s for the same patient ID Re-attending between 3 & 9 months - Adults	1,226	2,700	45.4%	55.5%	53.5%	51.1%
% of FP17s for Band 1 Urgent Courses	172	3,928	4.4%	8.2%	9.1%	9.0%
% of FP17s Relating to Free Repair or Replacements	13	3,928	0.3%	0.8%	1.0%	0.8%
% of FP17s Relating to Continuations	48	3,928	1.2%	1.0%	1.0%	0.9%
% of Patients satisfied with the dentistry they have received	2	3	N/A	92.3%	93.6%	93.3%
% of Patients satisfied with the time they had to wait for an appointment	1	3	N/A	88.3%	89.8%	88.9%

* This is based on patients treated on this contract for their most recent course of treatment. Figures in italics indicate the base number of FP17s or Patient Questionnaire responses are less than 100. N/A is shown where the base number of responses is less than 10 during the period. % is calculated as Quantity/Base number*100

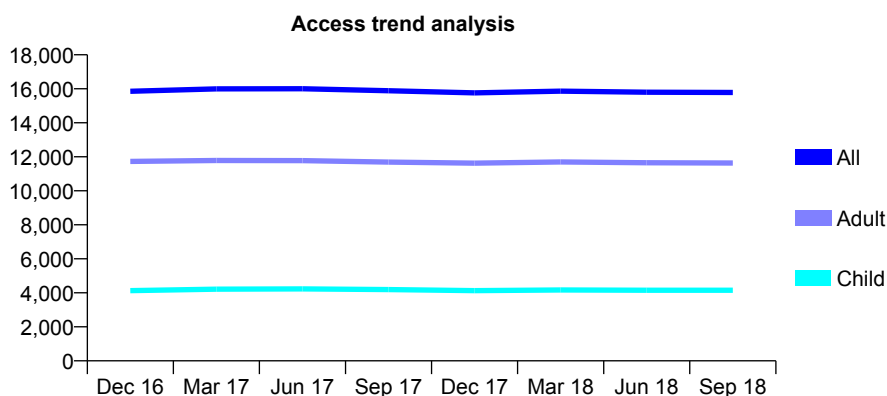
Q52 - Vital Signs At a Glance Contract Report for 101370/0081 - September 2018

Name or company name	Petrie Tucker & Partners Ltd
Contract type name	GDS Contract
Purpose of contract	General
Contract start date	01/04/2007
Contract end date	

18/19 Contracted general activity (UDA)	48,026
Carry forward general activity (UDA)	0
18/19 Contracted orthodontic activity (UOA)	0
Carry forward orthodontic activity (UOA)	0
Baseline contract value	£1,439,035.93

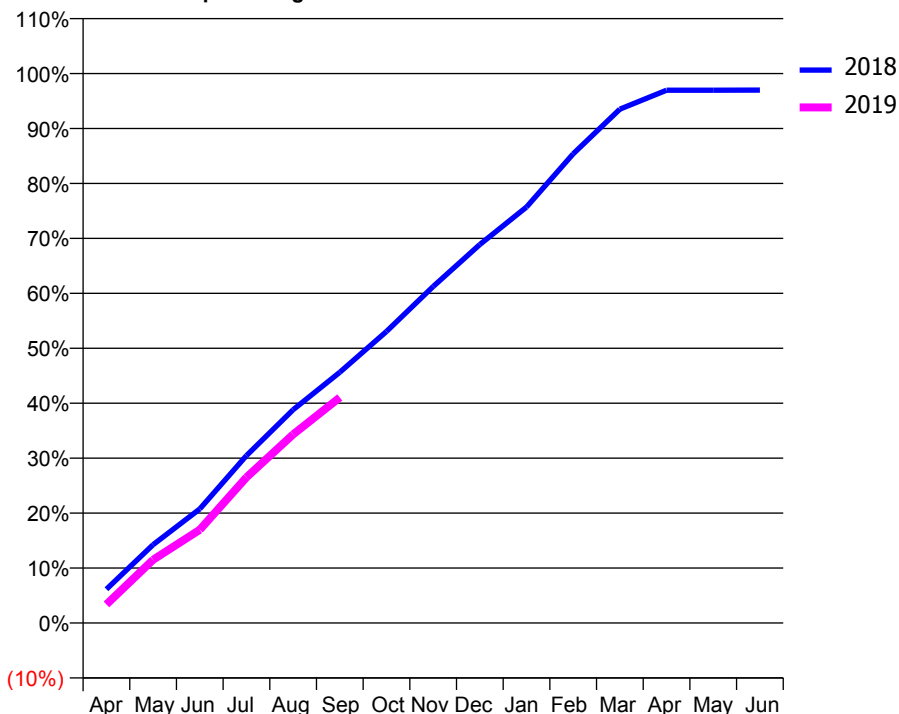
ACCESS*

Patients seen in 24 months	Total	Change since previous quarter
Quarter ending September 2017	15,884	
Quarter ending December 2017	15,763	→
Quarter ending March 2018	15,865	→
Quarter ending June 2018	15,799	→
Quarter ending September 2018	15,788	→
Variance since September 2017	(0.6%)	→



ACTIVITY

Cumulative percentage of contracted UDA delivered 2018 & 2019



Month	Adjusted Scheduled Activity (UDA)	
	2018	2019
April	2,958	1,631
May	6,848	5,527
June	9,976	8,155
July	14,628	12,734
August	18,644	16,490
September	21,911	19,709
October	25,482	
November	29,412	
December	33,078	
January	36,358	
February	41,005	
March	44,907	
April	46,560	
May	46,571	
June	46,576	

QUALITY

	Quantity	Base Number	Contract	AT	Region	England
% of FP17s for the same patient ID Re-attending within 3 months - Children	265	3,515	7.5%	10.1%	12.2%	11.6%
% of FP17s for the same patient ID Re-attending within 3 months - Adults	951	8,188	11.6%	13.7%	15.8%	15.5%
% of FP17s for the same patient ID Re-attending between 3 & 9 months - Children	2,371	3,515	67.5%	61.7%	60.3%	58.8%
% of FP17s for the same patient ID Re-attending between 3 & 9 months - Adults	4,551	8,188	55.6%	55.5%	53.5%	51.1%
% of FP17s for Band 1 Urgent Courses	735	10,805	6.8%	8.2%	9.1%	9.0%
% of FP17s Relating to Free Repair or Replacements	85	10,805	0.8%	0.8%	1.0%	0.8%
% of FP17s Relating to Continuations	154	10,805	1.4%	1.0%	1.0%	0.9%
% of Patients satisfied with the dentistry they have received	11	12	91.7%	92.3%	93.6%	93.3%
% of Patients satisfied with the time they had to wait for an appointment	11	12	91.7%	88.3%	89.8%	88.9%

* This is based on patients treated on this contract for their most recent course of treatment. Figures in italics indicate the base number of FP17s or Patient Questionnaire responses are less than 100. N/A is shown where the base number of responses is less than 10 during the period. % is calculated as Quantity/Base number*100

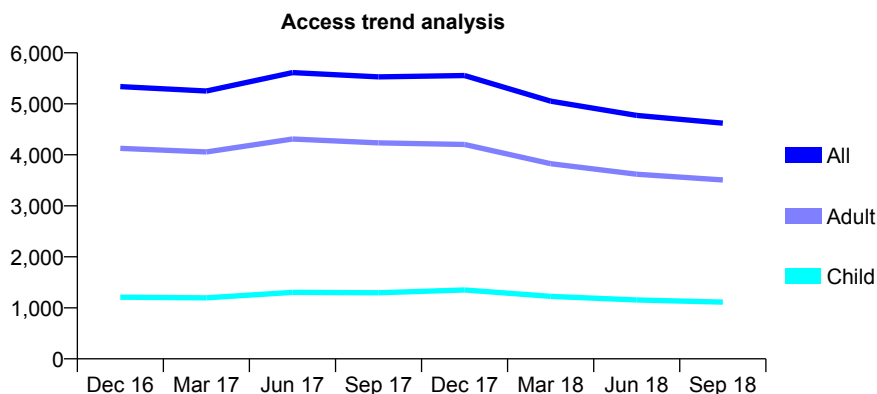
Q52 - Vital Signs At a Glance Contract Report for 101435/0095 - September 2018

Name or company name	IDH Limited
Contract type name	GDS Contract
Purpose of contract	General
Contract start date	01/04/2008
Contract end date	

18/19 Contracted general activity (UDA)	17,548
Carry forward general activity (UDA)	0
18/19 Contracted orthodontic activity (UOA)	0
Carry forward orthodontic activity (UOA)	0
Baseline contract value	£457,360.96

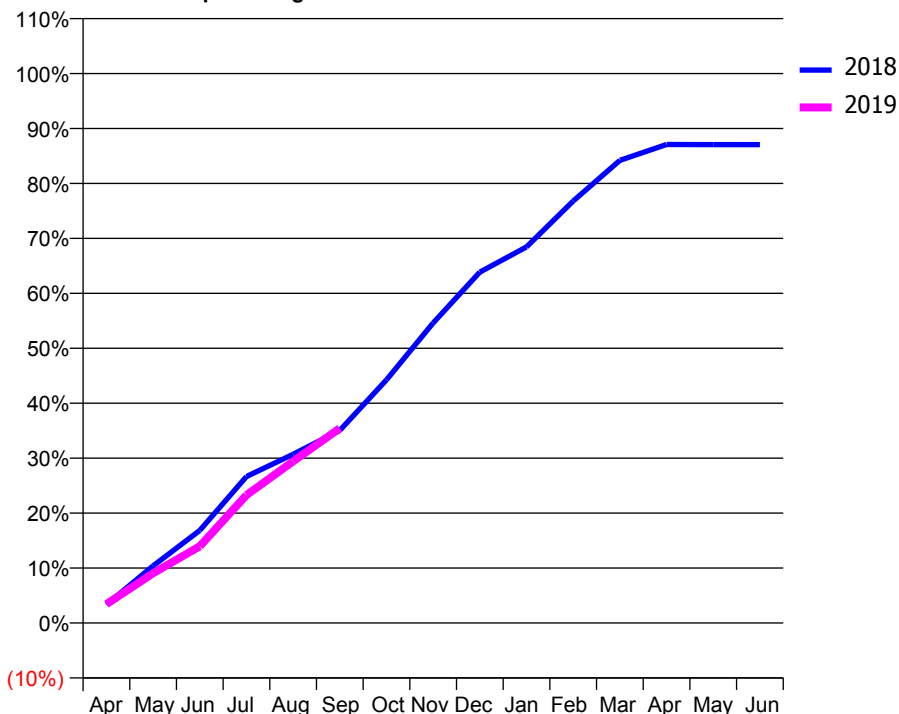
ACCESS*

Patients seen in 24 months	Total	Change since previous quarter
Quarter ending September 2017	5,529	
Quarter ending December 2017	5,554	→
Quarter ending March 2018	5,052	↓
Quarter ending June 2018	4,773	↓
Quarter ending September 2018	4,620	↓
Variance since September 2017	(16.4%)	↓



ACTIVITY

Cumulative percentage of contracted UDA delivered 2018 & 2019



Adjusted Scheduled Activity (UDA)

Month	2018	2019
April	588	603
May	1,825	1,591
June	2,957	2,451
July	4,677	4,087
August	5,390	5,164
September	6,150	6,219
October	7,765	
November	9,582	
December	11,207	
January	12,010	
February	13,477	
March	14,774	
April	15,280	
May	15,279	
June	15,279	

QUALITY

	Quantity	Base Number	Contract	AT	Region	England
% of FP17s for the same patient ID Re-attending within 3 months - Children	40	700	5.7%	10.1%	12.2%	11.6%
% of FP17s for the same patient ID Re-attending within 3 months - Adults	233	2,118	11.0%	13.7%	15.8%	15.5%
% of FP17s for the same patient ID Re-attending between 3 & 9 months - Children	396	700	56.6%	61.7%	60.3%	58.8%
% of FP17s for the same patient ID Re-attending between 3 & 9 months - Adults	1,120	2,118	52.9%	55.5%	53.5%	51.1%
% of FP17s for Band 1 Urgent Courses	189	2,631	7.2%	8.2%	9.1%	9.0%
% of FP17s Relating to Free Repair or Replacements	24	2,631	0.9%	0.8%	1.0%	0.8%
% of FP17s Relating to Continuations	36	2,631	1.4%	1.0%	1.0%	0.9%
% of Patients satisfied with the dentistry they have received	3	3	N/A	92.3%	93.6%	93.3%
% of Patients satisfied with the time they had to wait for an appointment	3	3	N/A	88.3%	89.8%	88.9%

* This is based on patients treated on this contract for their most recent course of treatment. Figures in italics indicate the base number of FP17s or Patient Questionnaire responses are less than 100. N/A is shown where the base number of responses is less than 10 during the period. % is calculated as Quantity/Base number*100

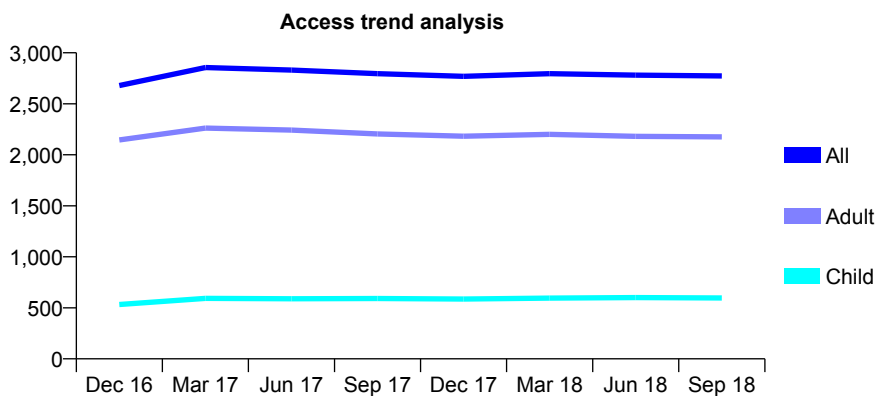
Q52 - Vital Signs At a Glance Contract Report for 103462/0001 - September 2018

Name or company name	Xen Smiles Ltd
Contract type name	GDS Contract
Purpose of contract	General
Contract start date	03/05/2011
Contract end date	

18/19 Contracted general activity (UDA)	11,000
Carry forward general activity (UDA)	0
18/19 Contracted orthodontic activity (UOA)	0
Carry forward orthodontic activity (UOA)	0
Baseline contract value	£251,172.67

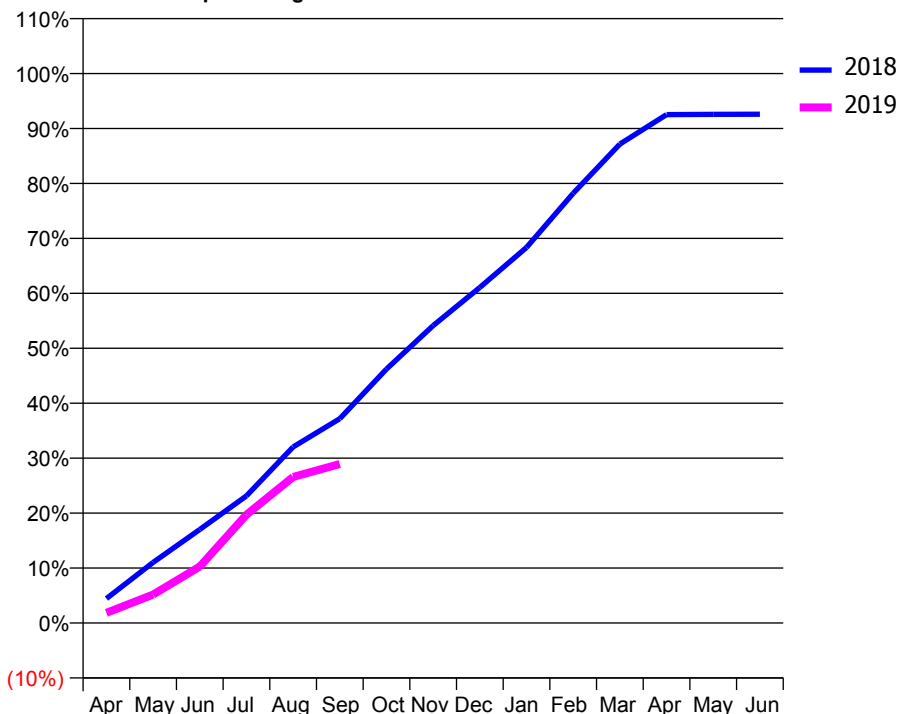
ACCESS*

Patients seen in 24 months	Total	Change since previous quarter
Quarter ending September 2017	2,796	
Quarter ending December 2017	2,769	→
Quarter ending March 2018	2,795	→
Quarter ending June 2018	2,781	→
Quarter ending September 2018	2,773	→
Variance since September 2017	(0.8%)	→



ACTIVITY

Cumulative percentage of contracted UDA delivered 2018 & 2019



Adjusted Scheduled Activity (UDA)

Month	2018	2019
April	490	204
May	1,214	571
June	1,874	1,132
July	2,545	2,168
August	3,524	2,925
September	4,091	3,183
October	5,085	
November	5,953	
December	6,717	
January	7,517	
February	8,603	
March	9,586	
April	10,177	
May	10,183	
June	10,184	

QUALITY

	Quantity	Base Number	Contract	AT	Region	England
% of FP17s for the same patient ID Re-attending within 3 months - Children	17	321	5.3%	10.1%	12.2%	11.6%
% of FP17s for the same patient ID Re-attending within 3 months - Adults	232	1,379	16.8%	13.7%	15.8%	15.5%
% of FP17s for the same patient ID Re-attending between 3 & 9 months - Children	189	321	58.9%	61.7%	60.3%	58.8%
% of FP17s for the same patient ID Re-attending between 3 & 9 months - Adults	871	1,379	63.2%	55.5%	53.5%	51.1%
% of FP17s for Band 1 Urgent Courses	102	1,540	6.6%	8.2%	9.1%	9.0%
% of FP17s Relating to Free Repair or Replacements	41	1,540	2.7%	0.8%	1.0%	0.8%
% of FP17s Relating to Continuations	45	1,540	2.9%	1.0%	1.0%	0.9%
% of Patients satisfied with the dentistry they have received	1	1	N/A	92.3%	93.6%	93.3%
% of Patients satisfied with the time they had to wait for an appointment	1	1	N/A	88.3%	89.8%	88.9%

* This is based on patients treated on this contract for their most recent course of treatment. Figures in italics indicate the base number of FP17s or Patient Questionnaire responses are less than 100. N/A is shown where the base number of responses is less than 10 during the period. % is calculated as Quantity/Base number*100

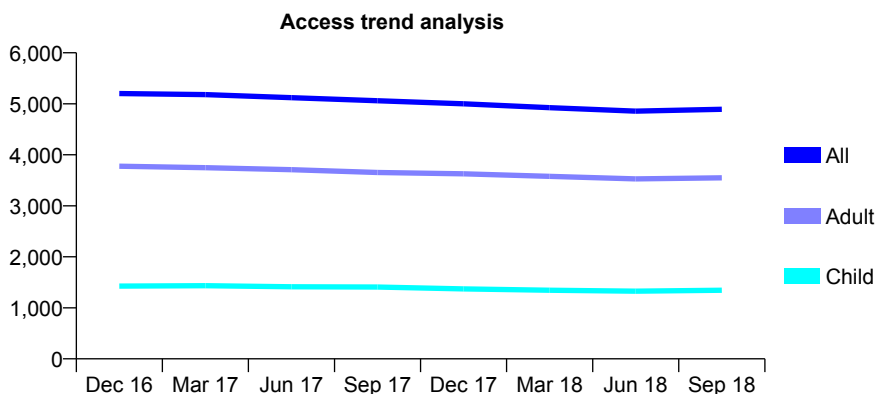
Q52 - Vital Signs At a Glance Contract Report for 106771/0001 - September 2018

Name or company name	Shell Drake Drive Dental Practice Partnershi
Contract type name	GDS Contract
Purpose of contract	General
Contract start date	29/04/2011
Contract end date	

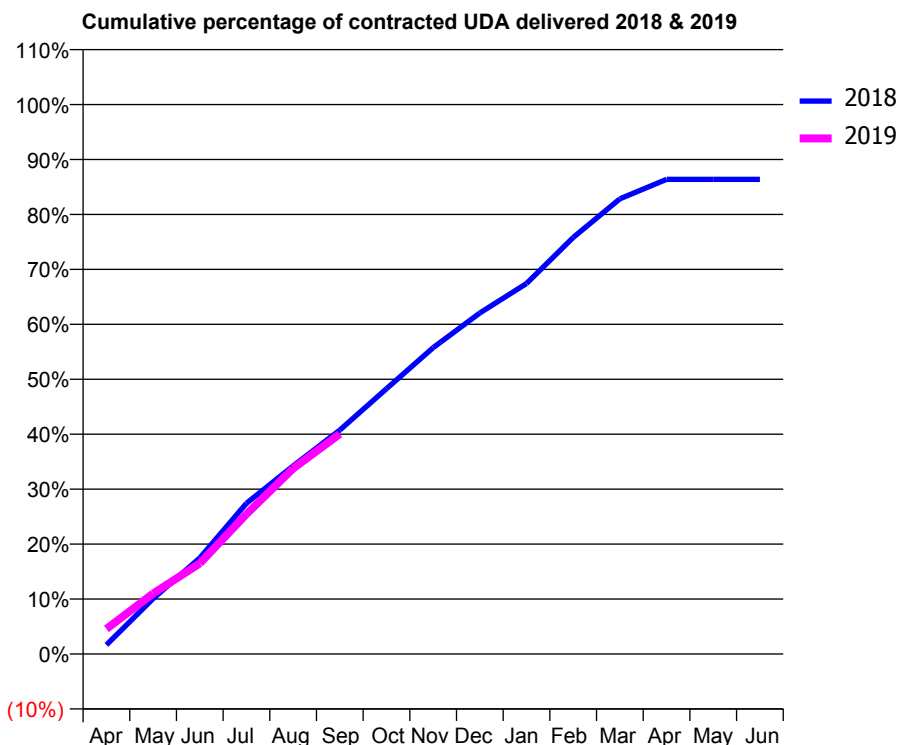
18/19 Contracted general activity (UDA)	16,400
Carry forward general activity (UDA)	0
18/19 Contracted orthodontic activity (UOA)	0
Carry forward orthodontic activity (UOA)	0
Baseline contract value	£443,571.00

ACCESS*

Patients seen in 24 months	Total	Change since previous quarter
Quarter ending September 2017	5,061	
Quarter ending December 2017	4,999	↓
Quarter ending March 2018	4,923	↓
Quarter ending June 2018	4,857	↓
Quarter ending September 2018	4,893	→
Variance since September 2017	(3.3%)	↓



ACTIVITY



Adjusted Scheduled Activity (UDA)		
Month	2018	2019
April	273	749
May	1,653	1,805
June	2,866	2,705
July	4,499	4,177
August	5,615	5,539
September	6,683	6,567
October	7,916	
November	9,144	
December	10,180	
January	11,059	
February	12,430	
March	13,586	
April	14,165	
May	14,166	
June	14,166	

QUALITY

	Quantity	Base Number	Contract	AT	Region	England
% of FP17s for the same patient ID Re-attending within 3 months - Children	64	1,072	6.0%	10.1%	12.2%	11.6%
% of FP17s for the same patient ID Re-attending within 3 months - Adults	240	2,642	9.1%	13.7%	15.8%	15.5%
% of FP17s for the same patient ID Re-attending between 3 & 9 months - Children	745	1,072	69.5%	61.7%	60.3%	58.8%
% of FP17s for the same patient ID Re-attending between 3 & 9 months - Adults	1,816	2,642	68.7%	55.5%	53.5%	51.1%
% of FP17s for Band 1 Urgent Courses	114	3,442	3.3%	8.2%	9.1%	9.0%
% of FP17s Relating to Free Repair or Replacements	22	3,442	0.6%	0.8%	1.0%	0.8%
% of FP17s Relating to Continuations	54	3,442	1.6%	1.0%	1.0%	0.9%
% of Patients satisfied with the dentistry they have received	2	2	N/A	92.3%	93.6%	93.3%
% of Patients satisfied with the time they had to wait for an appointment	2	2	N/A	88.3%	89.8%	88.9%

* This is based on patients treated on this contract for their most recent course of treatment. Figures in italics indicate the base number of FP17s or Patient Questionnaire responses are less than 100. N/A is shown where the base number of responses is less than 10 during the period. % is calculated as Quantity/Base number*100

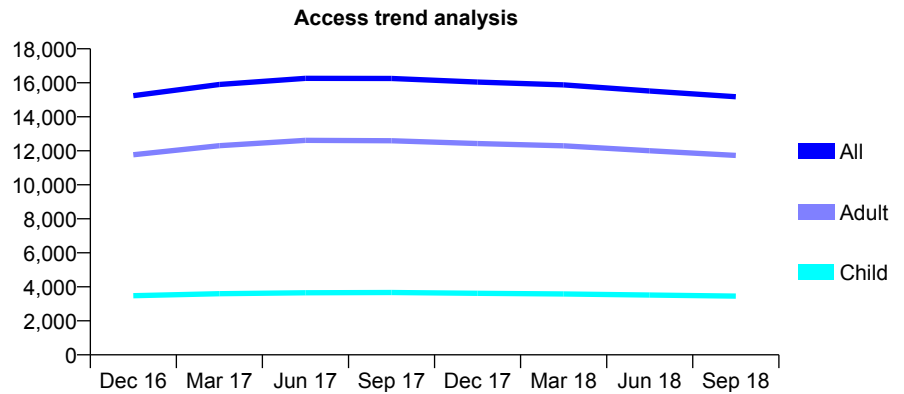
Q52 - Vital Signs At a Glance Contract Report for 107840/0001 - September 2018

Name or company name	The Avondale Dental Practice Partnership
Contract type name	GDS Contract
Purpose of contract	General
Contract start date	01/07/2015
Contract end date	

18/19 Contracted general activity (UDA)	45,480
Carry forward general activity (UDA)	0
18/19 Contracted orthodontic activity (UOA)	0
Carry forward orthodontic activity (UOA)	0
Baseline contract value	£1,481,362.54

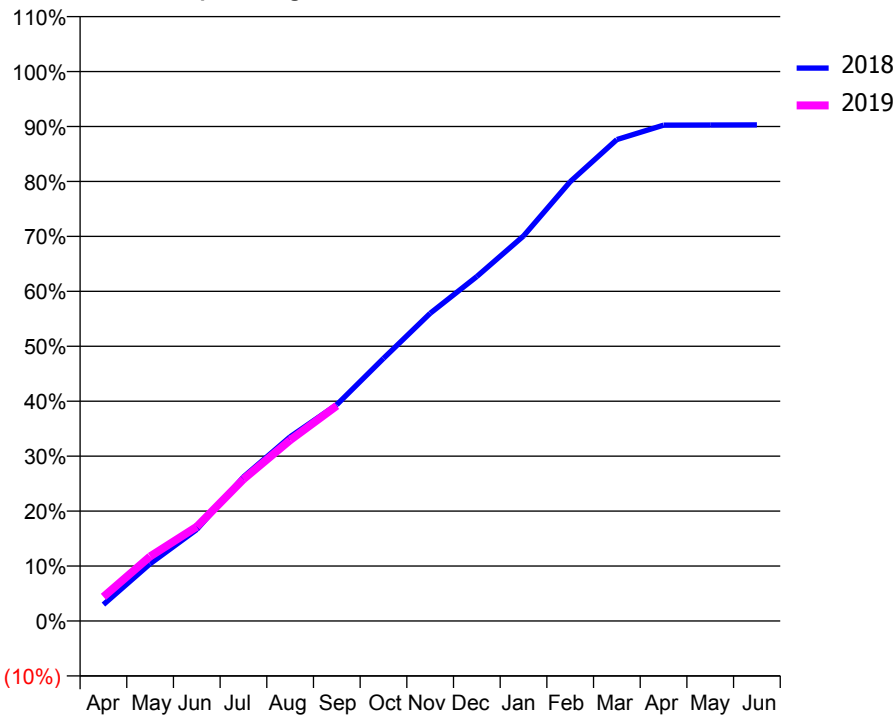
ACCESS*

Patients seen in 24 months	Total	Change since previous quarter
Quarter ending September 2017	16,256	
Quarter ending December 2017	16,042	↓
Quarter ending March 2018	15,876	↓
Quarter ending June 2018	15,516	↓
Quarter ending September 2018	15,179	↓
Variance since September 2017	(6.6%)	↓



ACTIVITY

Cumulative percentage of contracted UDA delivered 2018 & 2019



Month	Adjusted Scheduled Activity (UDA)	
	2018	2019
April	1,368	2,006
May	4,744	5,351
June	7,577	7,806
July	11,923	11,734
August	15,246	14,972
September	17,906	17,817
October	21,741	
November	25,468	
December	28,518	
January	31,871	
February	36,365	
March	39,850	
April	41,036	
May	41,046	
June	41,057	

QUALITY

	Quantity	Base Number	Contract	AT	Region	England
% of FP17s for the same patient ID Re-attending within 3 months - Children	71	2,361	3.0%	10.1%	12.2%	11.6%
% of FP17s for the same patient ID Re-attending within 3 months - Adults	771	7,181	10.7%	13.7%	15.8%	15.5%
% of FP17s for the same patient ID Re-attending between 3 & 9 months - Children	1,439	2,361	60.9%	61.7%	60.3%	58.8%
% of FP17s for the same patient ID Re-attending between 3 & 9 months - Adults	3,829	7,181	53.3%	55.5%	53.5%	51.1%
% of FP17s for Band 1 Urgent Courses	587	8,628	6.8%	8.2%	9.1%	9.0%
% of FP17s Relating to Free Repair or Replacements	29	8,628	0.3%	0.8%	1.0%	0.8%
% of FP17s Relating to Continuations	112	8,628	1.3%	1.0%	1.0%	0.9%
% of Patients satisfied with the dentistry they have received	6	7	N/A	92.3%	93.6%	93.3%
% of Patients satisfied with the time they had to wait for an appointment	5	7	N/A	88.3%	89.8%	88.9%

* This is based on patients treated on this contract for their most recent course of treatment. Figures in italics indicate the base number of FP17s or Patient Questionnaire responses are less than 100. N/A is shown where the base number of responses is less than 10 during the period. % is calculated as Quantity/Base number*100

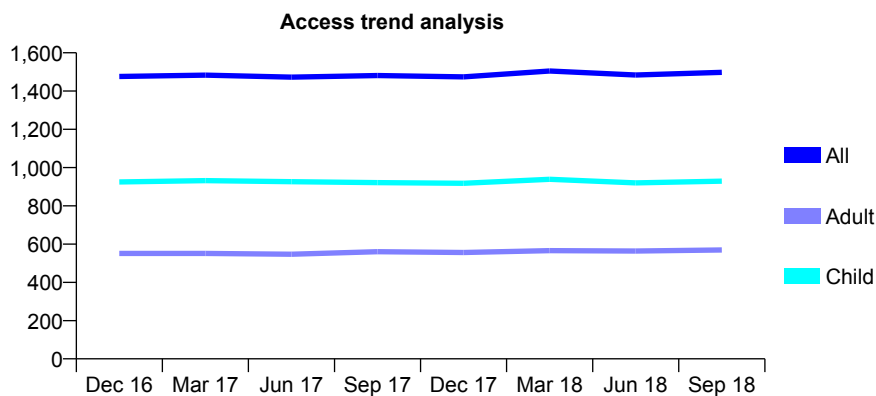
Q52 - Vital Signs At a Glance Contract Report for 112003/0001 - September 2018

Name or company name	King Lane Dental Care
Contract type name	GDS Contract
Purpose of contract	General
Contract start date	12/10/2006
Contract end date	

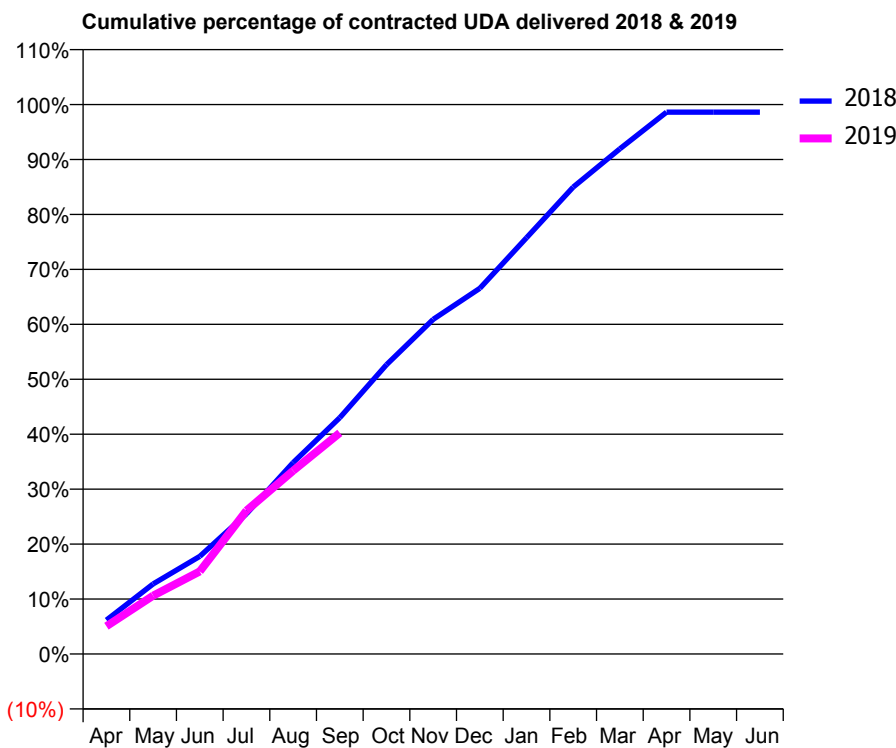
18/19 Contracted general activity (UDA)	3,725
Carry forward general activity (UDA)	0
18/19 Contracted orthodontic activity (UOA)	0
Carry forward orthodontic activity (UOA)	0
Baseline contract value	£128,292.19

ACCESS*

Patients seen in 24 months	Total	Change since previous quarter
Quarter ending September 2017	1,481	
Quarter ending December 2017	1,474	→
Quarter ending March 2018	1,505	↑
Quarter ending June 2018	1,484	↓
Quarter ending September 2018	1,498	→
Variance since September 2017	1.1%	→



ACTIVITY



Month	Adjusted Scheduled Activity (UDA)	
	2018	2019
April	230	188
May	475	395
June	662	560
July	951	972
August	1,297	1,243
September	1,602	1,500
October	1,961	
November	2,268	
December	2,479	
January	2,821	
February	3,165	
March	3,425	
April	3,673	
May	3,673	
June	3,673	

QUALITY

	Quantity	Base Number	Contract	AT	Region	England
% of FP17s for the same patient ID Re-attending within 3 months - Children	94	812	11.6%	10.1%	12.2%	11.6%
% of FP17s for the same patient ID Re-attending within 3 months - Adults	34	362	9.4%	13.7%	15.8%	15.5%
% of FP17s for the same patient ID Re-attending between 3 & 9 months - Children	541	812	66.6%	61.7%	60.3%	58.8%
% of FP17s for the same patient ID Re-attending between 3 & 9 months - Adults	217	362	59.9%	55.5%	53.5%	51.1%
% of FP17s for Band 1 Urgent Courses	53	1,064	5.0%	8.2%	9.1%	9.0%
% of FP17s Relating to Free Repair or Replacements	0	1,064	0.0%	0.8%	1.0%	0.8%
% of FP17s Relating to Continuations	0	1,064	0.0%	1.0%	1.0%	0.9%
% of Patients satisfied with the dentistry they have received	0	0	N/A	92.3%	93.6%	93.3%
% of Patients satisfied with the time they had to wait for an appointment	0	0	N/A	88.3%	89.8%	88.9%

* This is based on patients treated on this contract for their most recent course of treatment. Figures in italics indicate the base number of FP17s or Patient Questionnaire responses are less than 100. N/A is shown where the base number of responses is less than 10 during the period. % is calculated as Quantity/Base number*100

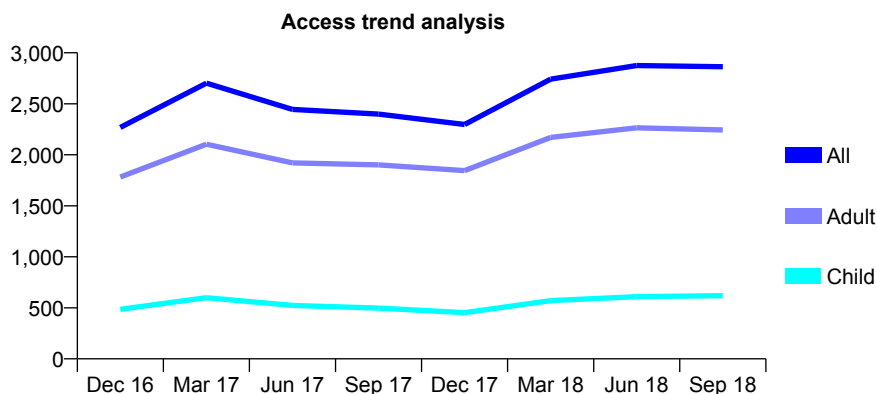
Q52 - Vital Signs At a Glance Contract Report for 112941/0001 - September 2018

Name or company name	The Caulfield Dental Surgery Partnership
Contract type name	GDS Contract
Purpose of contract	General
Contract start date	01/10/2015
Contract end date	

18/19 Contracted general activity (UDA)	8,000
Carry forward general activity (UDA)	0
18/19 Contracted orthodontic activity (UOA)	0
Carry forward orthodontic activity (UOA)	0
Baseline contract value	£232,944.68

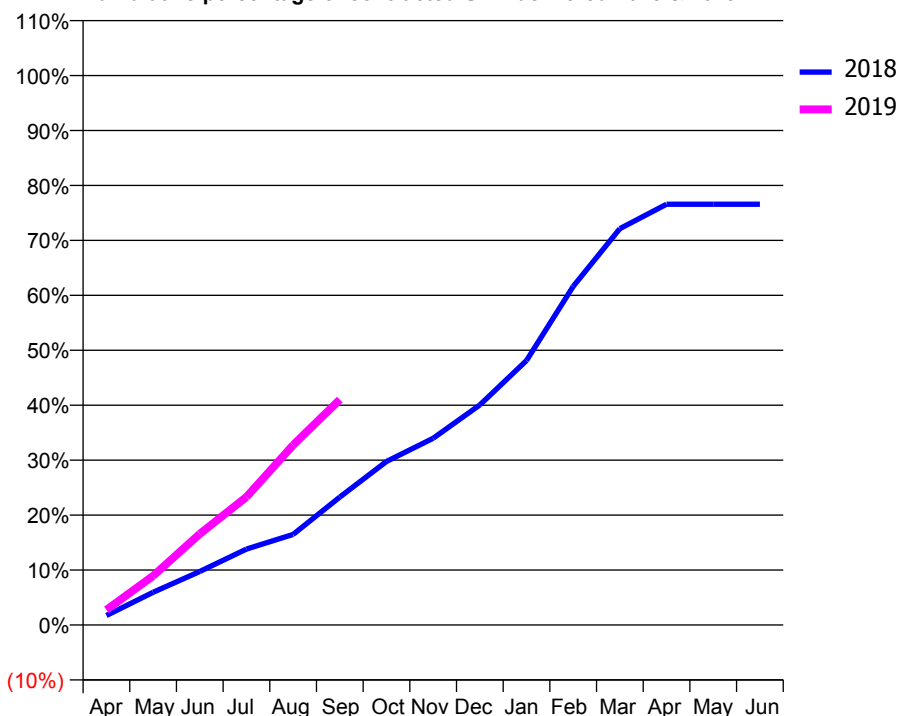
ACCESS*

Patients seen in 24 months	Total	Change since previous quarter
Quarter ending September 2017	2,399	
Quarter ending December 2017	2,298	↓
Quarter ending March 2018	2,742	↑
Quarter ending June 2018	2,875	↑
Quarter ending September 2018	2,863	→
Variance since September 2017	19.3%	↑



ACTIVITY

Cumulative percentage of contracted UDA delivered 2018 & 2019



Adjusted Scheduled Activity (UDA)

Month	2018	2019
April	139	220
May	476	716
June	779	1,327
July	1,106	1,865
August	1,319	2,620
September	1,863	3,282
October	2,381	
November	2,718	
December	3,205	
January	3,851	
February	4,930	
March	5,770	
April	6,126	
May	6,126	
June	6,126	

QUALITY

	Quantity	Base Number	Contract	AT	Region	England
% of FP17s for the same patient ID Re-attending within 3 months - Children	14	414	3.4%	10.1%	12.2%	11.6%
% of FP17s for the same patient ID Re-attending within 3 months - Adults	147	1,440	10.2%	13.7%	15.8%	15.5%
% of FP17s for the same patient ID Re-attending between 3 & 9 months - Children	160	414	38.6%	61.7%	60.3%	58.8%
% of FP17s for the same patient ID Re-attending between 3 & 9 months - Adults	594	1,440	41.3%	55.5%	53.5%	51.1%
% of FP17s for Band 1 Urgent Courses	113	1,689	6.7%	8.2%	9.1%	9.0%
% of FP17s Relating to Free Repair or Replacements	10	1,689	0.6%	0.8%	1.0%	0.8%
% of FP17s Relating to Continuations	18	1,689	1.1%	1.0%	1.0%	0.9%
% of Patients satisfied with the dentistry they have received	0	0	N/A	92.3%	93.6%	93.3%
% of Patients satisfied with the time they had to wait for an appointment	0	0	N/A	88.3%	89.8%	88.9%

* This is based on patients treated on this contract for their most recent course of treatment. Figures in italics indicate the base number of FP17s or Patient Questionnaire responses are less than 100. N/A is shown where the base number of responses is less than 10 during the period. % is calculated as Quantity/Base number*100

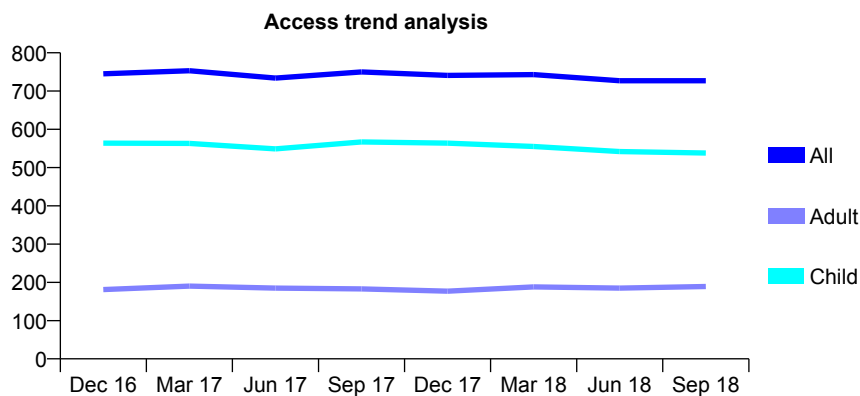
Q52 - Vital Signs At a Glance Contract Report for 117161/0001 - September 2018

Name or company name	Wells Road Dental Surgery Ltd
Contract type name	GDS Contract
Purpose of contract	General
Contract start date	01/09/2008
Contract end date	

18/19 Contracted general activity (UDA)	1,300
Carry forward general activity (UDA)	0
18/19 Contracted orthodontic activity (UOA)	0
Carry forward orthodontic activity (UOA)	0
Baseline contract value	£35,505.65

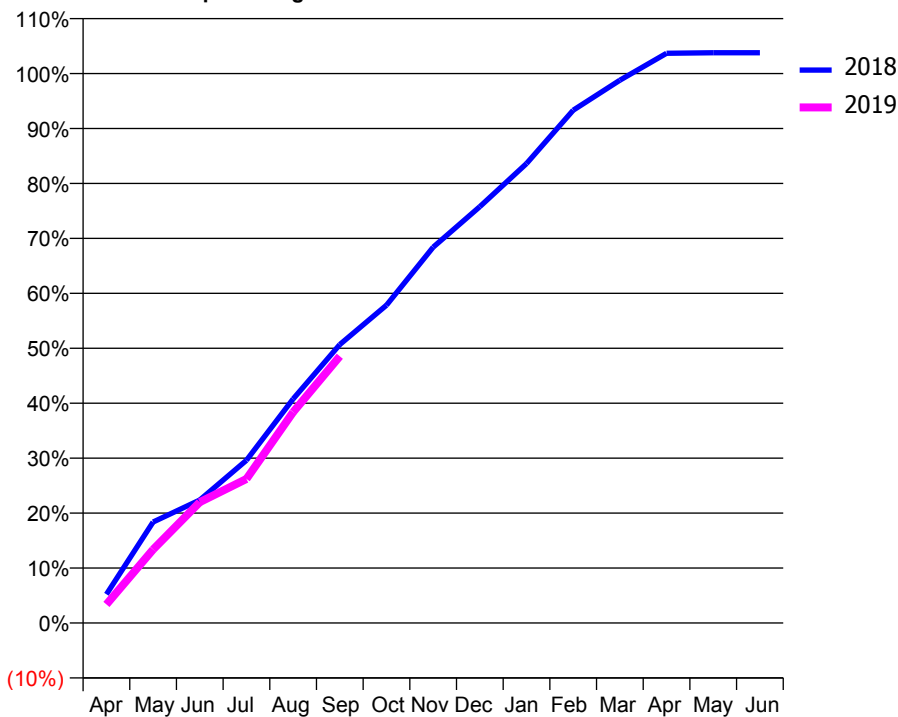
ACCESS*

Patients seen in 24 months	Total	Change since previous quarter
Quarter ending September 2017	750	
Quarter ending December 2017	741	↓
Quarter ending March 2018	743	→
Quarter ending June 2018	727	↓
Quarter ending September 2018	727	→
Variance since September 2017	(3.1%)	↓



ACTIVITY

Cumulative percentage of contracted UDA delivered 2018 & 2019



Adjusted Scheduled Activity (UDA)

Month	2018	2019
April	68	44
May	239	174
June	291	286
July	385	341
August	530	499
September	659	631
October	752	
November	889	
December	985	
January	1,087	
February	1,213	
March	1,284	
April	1,348	
May	1,349	
June	1,349	

QUALITY

	Quantity	Base Number	Contract	AT	Region	England
% of FP17s for the same patient ID Re-attending within 3 months - Children	20	426	4.7%	10.1%	12.2%	11.6%
% of FP17s for the same patient ID Re-attending within 3 months - Adults	3	104	2.9%	13.7%	15.8%	15.5%
% of FP17s for the same patient ID Re-attending between 3 & 9 months - Children	304	426	71.4%	61.7%	60.3%	58.8%
% of FP17s for the same patient ID Re-attending between 3 & 9 months - Adults	73	104	70.2%	55.5%	53.5%	51.1%
% of FP17s for Band 1 Urgent Courses	0	474	0.0%	8.2%	9.1%	9.0%
% of FP17s Relating to Free Repair or Replacements	0	474	0.0%	0.8%	1.0%	0.8%
% of FP17s Relating to Continuations	0	474	0.0%	1.0%	1.0%	0.9%
% of Patients satisfied with the dentistry they have received	2	2	N/A	92.3%	93.6%	93.3%
% of Patients satisfied with the time they had to wait for an appointment	1	2	N/A	88.3%	89.8%	88.9%

* This is based on patients treated on this contract for their most recent course of treatment. Figures in italics indicate the base number of FP17s or Patient Questionnaire responses are less than 100. N/A is shown where the base number of responses is less than 10 during the period. % is calculated as Quantity/Base number*100

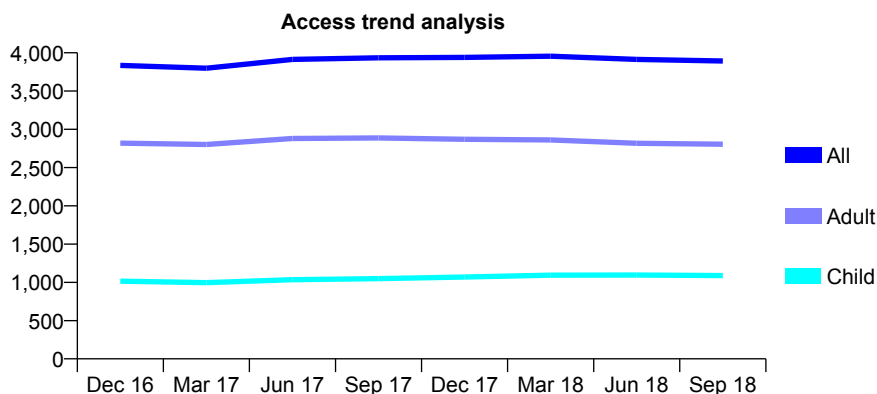
Q52 - Vital Signs At a Glance Contract Report for 117358/0001 - September 2018

Name or company name	Kirkburton Dental Care Ltd
Contract type name	GDS Contract
Purpose of contract	General
Contract start date	01/04/2009
Contract end date	

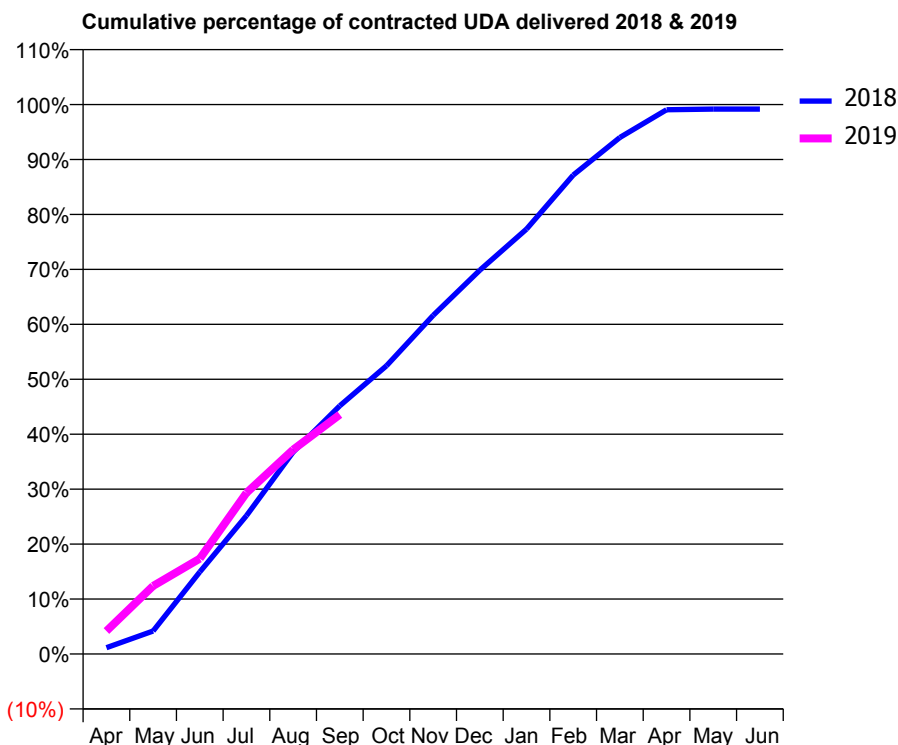
18/19 Contracted general activity (UDA)	12,000
Carry forward general activity (UDA)	0
18/19 Contracted orthodontic activity (UOA)	0
Carry forward orthodontic activity (UOA)	0
Baseline contract value	£363,606.30

ACCESS*

Patients seen in 24 months	Total	Change since previous quarter
Quarter ending September 2017	3,935	
Quarter ending December 2017	3,939	→
Quarter ending March 2018	3,955	→
Quarter ending June 2018	3,914	↓
Quarter ending September 2018	3,893	→
Variance since September 2017	(1.1%)	↓



ACTIVITY



Month	Adjusted Scheduled Activity (UDA)	
	2018	2019
April	139	502
May	502	1,487
June	1,792	2,083
July	3,020	3,519
August	4,410	4,463
September	5,421	5,230
October	6,294	
November	7,395	
December	8,381	
January	9,280	
February	10,458	
March	11,281	
April	11,887	
May	11,899	
June	11,899	

QUALITY

	Quantity	Base Number	Contract	AT	Region	England
% of FP17s for the same patient ID Re-attending within 3 months - Children	55	900	6.1%	10.1%	12.2%	11.6%
% of FP17s for the same patient ID Re-attending within 3 months - Adults	338	2,221	15.2%	13.7%	15.8%	15.5%
% of FP17s for the same patient ID Re-attending between 3 & 9 months - Children	656	900	72.9%	61.7%	60.3%	58.8%
% of FP17s for the same patient ID Re-attending between 3 & 9 months - Adults	1,455	2,221	65.5%	55.5%	53.5%	51.1%
% of FP17s for Band 1 Urgent Courses	168	2,789	6.0%	8.2%	9.1%	9.0%
% of FP17s Relating to Free Repair or Replacements	82	2,789	2.9%	0.8%	1.0%	0.8%
% of FP17s Relating to Continuations	47	2,789	1.7%	1.0%	1.0%	0.9%
% of Patients satisfied with the dentistry they have received	4	4	N/A	92.3%	93.6%	93.3%
% of Patients satisfied with the time they had to wait for an appointment	4	4	N/A	88.3%	89.8%	88.9%

* This is based on patients treated on this contract for their most recent course of treatment. Figures in italics indicate the base number of FP17s or Patient Questionnaire responses are less than 100. N/A is shown where the base number of responses is less than 10 during the period. % is calculated as Quantity/Base number*100

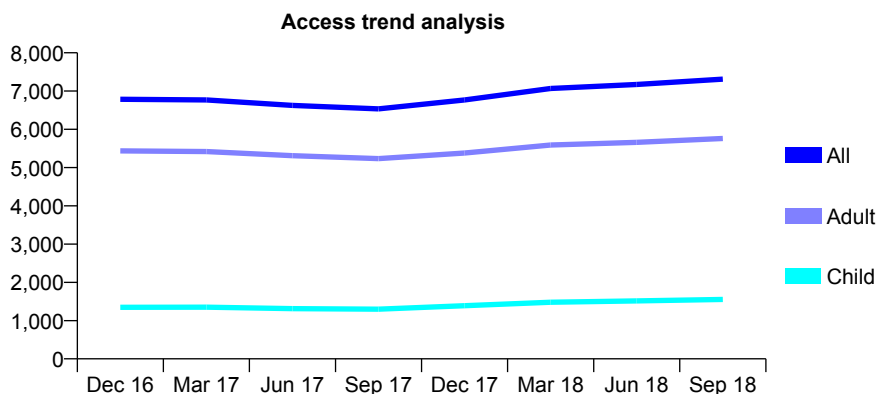
Q52 - Vital Signs At a Glance Contract Report for 118060/0004 - September 2018

Name or company name	Genix Healthcare Ltd
Contract type name	GDS Contract
Purpose of contract	General
Contract start date	01/10/2006
Contract end date	

18/19 Contracted general activity (UDA)	18,700
Carry forward general activity (UDA)	0
18/19 Contracted orthodontic activity (UOA)	0
Carry forward orthodontic activity (UOA)	0
Baseline contract value	£551,985.86

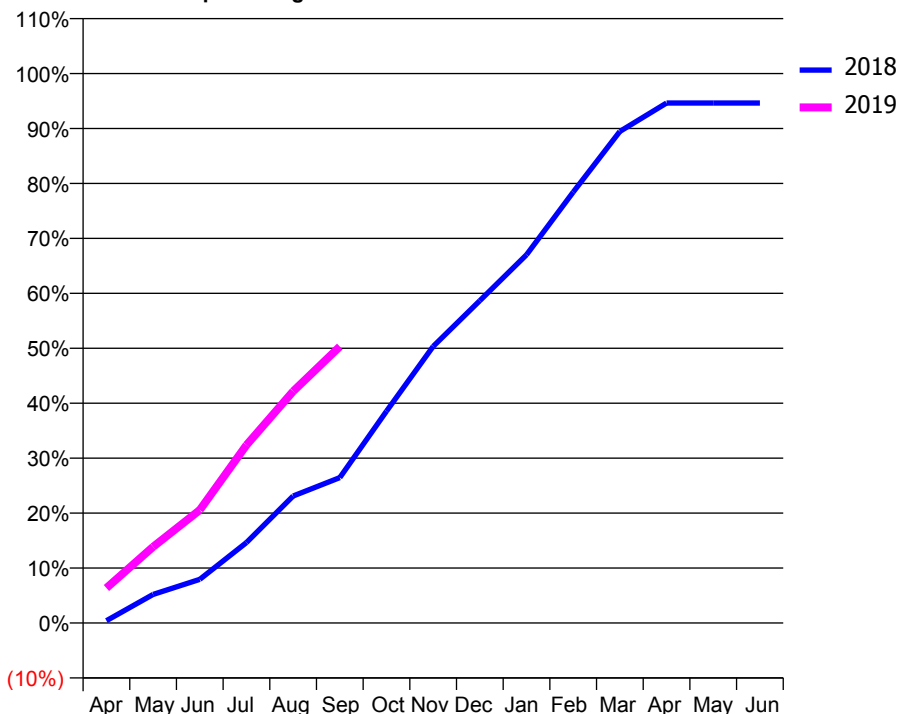
ACCESS*

Patients seen in 24 months	Total	Change since previous quarter
Quarter ending September 2017	6,533	
Quarter ending December 2017	6,768	↑
Quarter ending March 2018	7,067	↑
Quarter ending June 2018	7,172	→
Quarter ending September 2018	7,311	→
Variance since September 2017	11.9%	↑



ACTIVITY

Cumulative percentage of contracted UDA delivered 2018 & 2019



Month	Adjusted Scheduled Activity (UDA)	
	2018	2019
April	81	1,190
May	974	2,592
June	1,486	3,844
July	2,738	6,054
August	4,323	7,885
September	4,949	9,410
October	7,208	
November	9,416	
December	10,972	
January	12,529	
February	14,664	
March	16,731	
April	17,696	
May	17,696	
June	17,696	

QUALITY

	Quantity	Base Number	Contract	AT	Region	England
% of FP17s for the same patient ID Re-attending within 3 months - Children	120	1,318	9.1%	10.1%	12.2%	11.6%
% of FP17s for the same patient ID Re-attending within 3 months - Adults	648	4,426	14.6%	13.7%	15.8%	15.5%
% of FP17s for the same patient ID Re-attending between 3 & 9 months - Children	789	1,318	59.9%	61.7%	60.3%	58.8%
% of FP17s for the same patient ID Re-attending between 3 & 9 months - Adults	2,465	4,426	55.7%	55.5%	53.5%	51.1%
% of FP17s for Band 1 Urgent Courses	404	5,302	7.6%	8.2%	9.1%	9.0%
% of FP17s Relating to Free Repair or Replacements	106	5,302	2.0%	0.8%	1.0%	0.8%
% of FP17s Relating to Continuations	16	5,302	0.3%	1.0%	1.0%	0.9%
% of Patients satisfied with the dentistry they have received	3	4	N/A	92.3%	93.6%	93.3%
% of Patients satisfied with the time they had to wait for an appointment	4	4	N/A	88.3%	89.8%	88.9%

* This is based on patients treated on this contract for their most recent course of treatment. Figures in italics indicate the base number of FP17s or Patient Questionnaire responses are less than 100. N/A is shown where the base number of responses is less than 10 during the period. % is calculated as Quantity/Base number*100

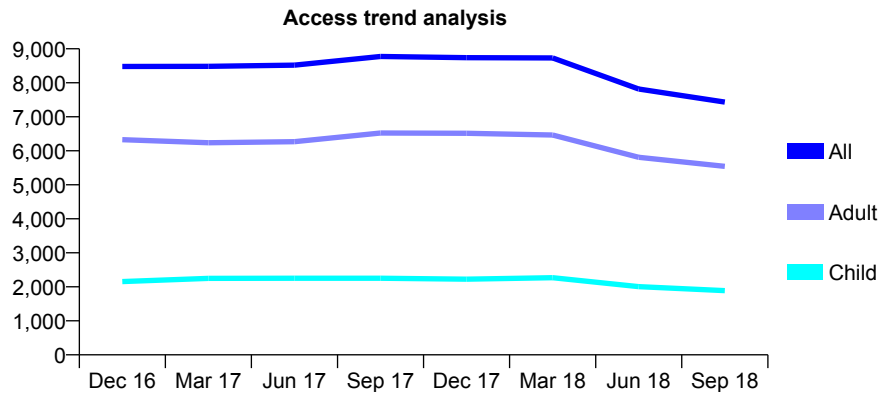
Q52 - Vital Signs At a Glance Contract Report for 118060/0009 - September 2018

Name or company name	Genix Healthcare Ltd
Contract type name	GDS Contract
Purpose of contract	General
Contract start date	01/01/2007
Contract end date	

18/19 Contracted general activity (UDA)	23,667
Carry forward general activity (UDA)	0
18/19 Contracted orthodontic activity (UOA)	0
Carry forward orthodontic activity (UOA)	0
Baseline contract value	£578,342.06

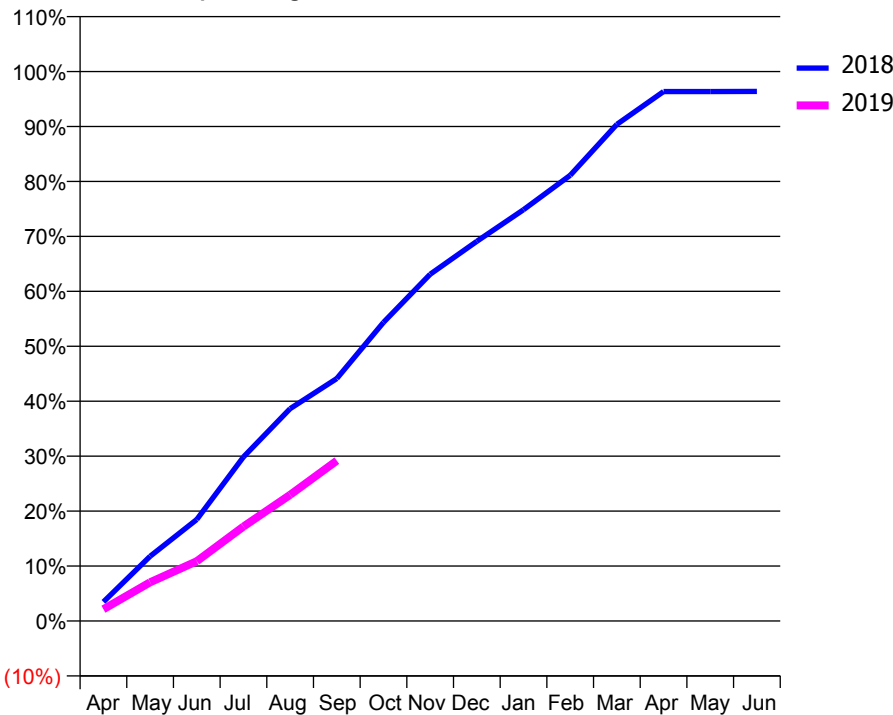
ACCESS*

Patients seen in 24 months	Total	Change since previous quarter
Quarter ending September 2017	8,774	
Quarter ending December 2017	8,740	→
Quarter ending March 2018	8,733	→
Quarter ending June 2018	7,817	↓
Quarter ending September 2018	7,434	↓
Variance since September 2017	(15.3%)	↓



ACTIVITY

Cumulative percentage of contracted UDA delivered 2018 & 2019



Month	Adjusted Scheduled Activity (UDA)	
	2018	2019
April	822	508
May	2,786	1,668
June	4,375	2,577
July	7,068	4,071
August	9,144	5,438
September	10,443	6,907
October	12,862	
November	14,938	
December	16,353	
January	17,715	
February	19,199	
March	21,389	
April	22,801	
May	22,801	
June	22,809	

QUALITY

	Quantity	Base Number	Contract	AT	Region	England
% of FP17s for the same patient ID Re-attending within 3 months - Children	99	1,350	7.3%	10.1%	12.2%	11.6%
% of FP17s for the same patient ID Re-attending within 3 months - Adults	343	3,493	9.8%	13.7%	15.8%	15.5%
% of FP17s for the same patient ID Re-attending between 3 & 9 months - Children	781	1,350	57.9%	61.7%	60.3%	58.8%
% of FP17s for the same patient ID Re-attending between 3 & 9 months - Adults	2,239	3,493	64.1%	55.5%	53.5%	51.1%
% of FP17s for Band 1 Urgent Courses	238	4,197	5.7%	8.2%	9.1%	9.0%
% of FP17s Relating to Free Repair or Replacements	58	4,197	1.4%	0.8%	1.0%	0.8%
% of FP17s Relating to Continuations	22	4,197	0.5%	1.0%	1.0%	0.9%
% of Patients satisfied with the dentistry they have received	1	4	N/A	92.3%	93.6%	93.3%
% of Patients satisfied with the time they had to wait for an appointment	3	4	N/A	88.3%	89.8%	88.9%

* This is based on patients treated on this contract for their most recent course of treatment. Figures in italics indicate the base number of FP17s or Patient Questionnaire responses are less than 100. N/A is shown where the base number of responses is less than 10 during the period. % is calculated as Quantity/Base number*100

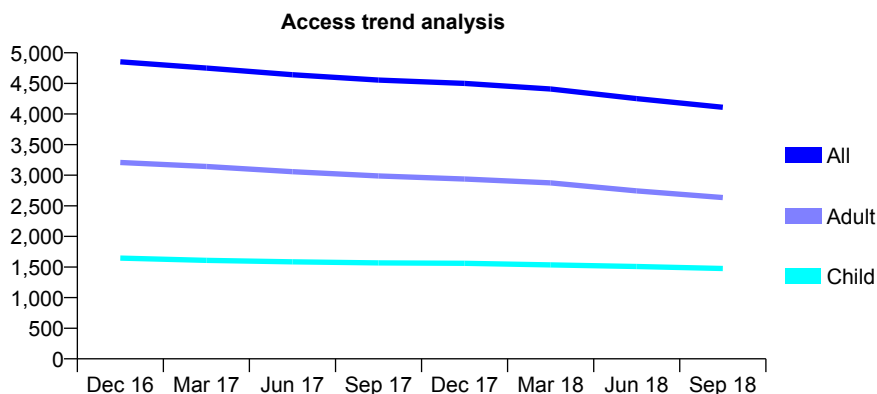
Q52 - Vital Signs At a Glance Contract Report for 118060/0012 - September 2018

Name or company name	Genix Healthcare Ltd
Contract type name	GDS Contract
Purpose of contract	General
Contract start date	01/04/2007
Contract end date	

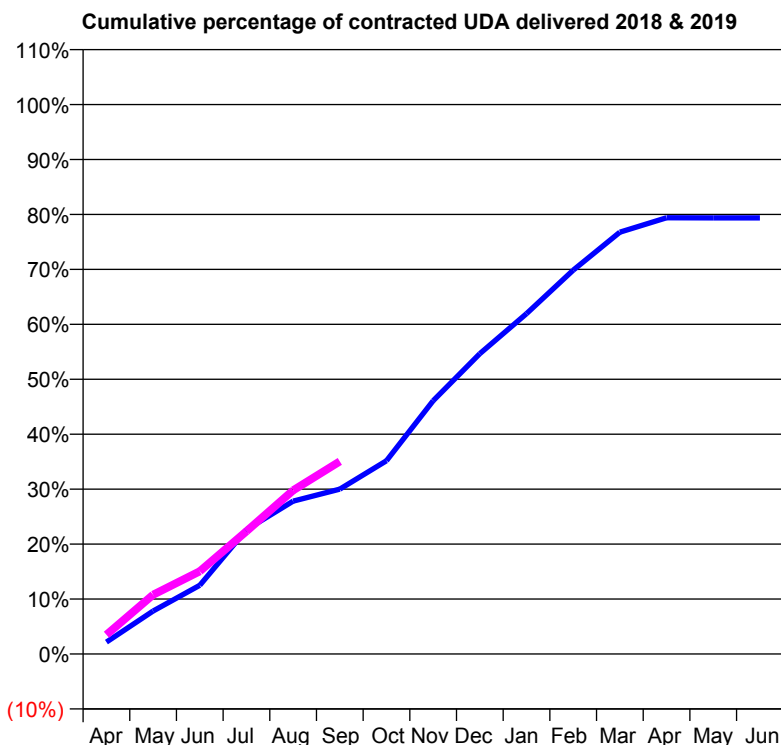
18/19 Contracted general activity (UDA)	14,018
Carry forward general activity (UDA)	0
18/19 Contracted orthodontic activity (UOA)	0
Carry forward orthodontic activity (UOA)	0
Baseline contract value	£350,493.82

ACCESS*

Patients seen in 24 months	Total	Change since previous quarter
Quarter ending September 2017	4,554	
Quarter ending December 2017	4,500	↓
Quarter ending March 2018	4,408	↓
Quarter ending June 2018	4,251	↓
Quarter ending September 2018	4,110	↓
Variance since September 2017	(9.7%)	↓



ACTIVITY



Adjusted Scheduled Activity (UDA)		
Month	2018	2019
April	305	491
May	1,097	1,511
June	1,754	2,111
July	3,171	3,130
August	3,900	4,175
September	4,206	4,913
October	4,932	
November	6,462	
December	7,661	
January	8,683	
February	9,791	
March	10,762	
April	11,127	
May	11,126	
June	11,127	

QUALITY

	Quantity	Base Number	Contract	AT	Region	England
% of FP17s for the same patient ID Re-attending within 3 months - Children	76	858	8.9%	10.1%	12.2%	11.6%
% of FP17s for the same patient ID Re-attending within 3 months - Adults	263	1,463	18.0%	13.7%	15.8%	15.5%
% of FP17s for the same patient ID Re-attending between 3 & 9 months - Children	413	858	48.1%	61.7%	60.3%	58.8%
% of FP17s for the same patient ID Re-attending between 3 & 9 months - Adults	724	1,463	49.5%	55.5%	53.5%	51.1%
% of FP17s for Band 1 Urgent Courses	161	2,187	7.4%	8.2%	9.1%	9.0%
% of FP17s Relating to Free Repair or Replacements	11	2,187	0.5%	0.8%	1.0%	0.8%
% of FP17s Relating to Continuations	14	2,187	0.6%	1.0%	1.0%	0.9%
% of Patients satisfied with the dentistry they have received	2	2	N/A	92.3%	93.6%	93.3%
% of Patients satisfied with the time they had to wait for an appointment	0	2	N/A	88.3%	89.8%	88.9%

* This is based on patients treated on this contract for their most recent course of treatment. Figures in italics indicate the base number of FP17s or Patient Questionnaire responses are less than 100. N/A is shown where the base number of responses is less than 10 during the period. % is calculated as Quantity/Base number*100

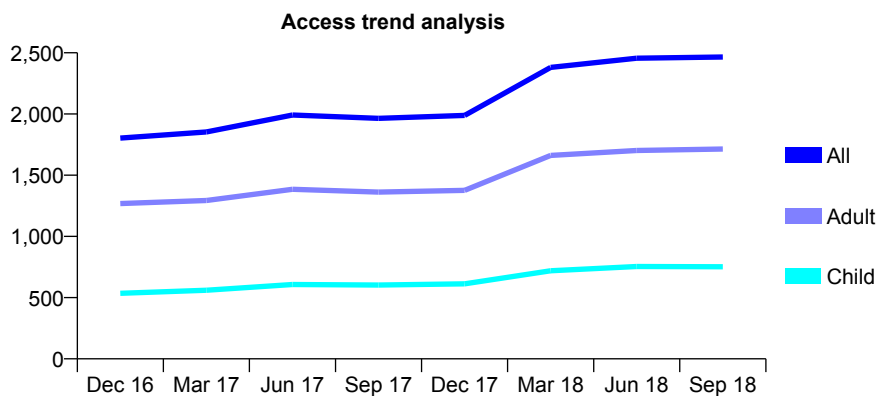
Q52 - Vital Signs At a Glance Contract Report for 118060/0015 - September 2018

Name or company name	Genix Healthcare Ltd
Contract type name	GDS Contract
Purpose of contract	General
Contract start date	01/04/2008
Contract end date	

18/19 Contracted general activity (UDA)	6,000
Carry forward general activity (UDA)	0
18/19 Contracted orthodontic activity (UOA)	0
Carry forward orthodontic activity (UOA)	0
Baseline contract value	£158,153.39

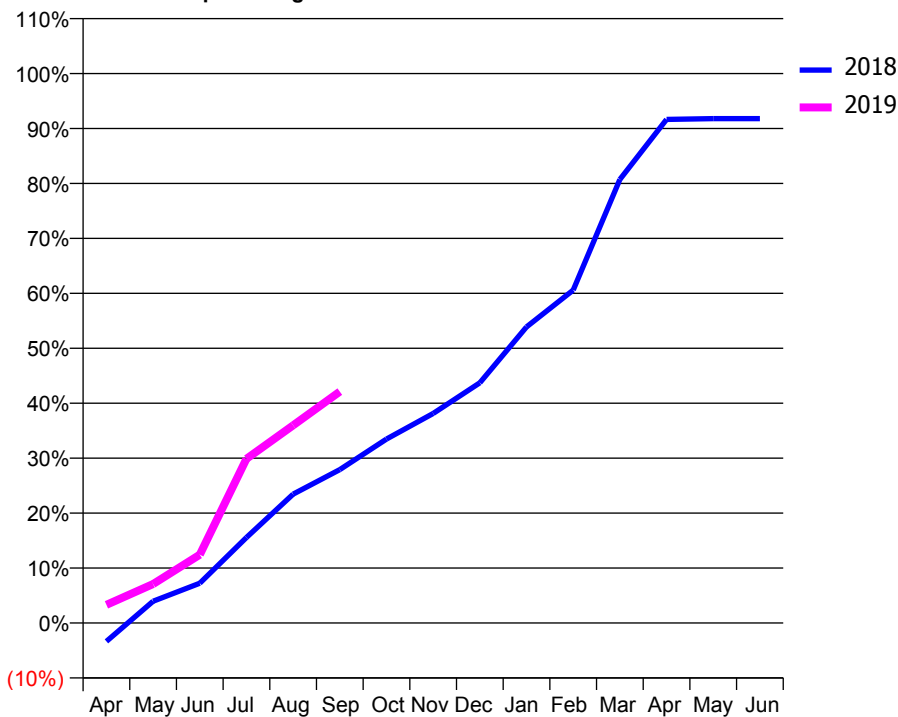
ACCESS*

Patients seen in 24 months	Total	Change since previous quarter
Quarter ending September 2017	1,965	
Quarter ending December 2017	1,989	→
Quarter ending March 2018	2,381	↑
Quarter ending June 2018	2,456	↑
Quarter ending September 2018	2,466	→
Variance since September 2017	25.5%	↑



ACTIVITY

Cumulative percentage of contracted UDA delivered 2018 & 2019



Month	Adjusted Scheduled Activity (UDA)	
	2018	2019
April	-201	199
May	238	425
June	435	746
July	933	1,793
August	1,408	2,159
September	1,675	2,527
October	2,009	
November	2,289	
December	2,623	
January	3,233	
February	3,634	
March	4,843	
April	5,499	
May	5,508	
June	5,508	

QUALITY

	Quantity	Base Number	Contract	AT	Region	England
% of FP17s for the same patient ID Re-attending within 3 months - Children	37	459	8.1%	10.1%	12.2%	11.6%
% of FP17s for the same patient ID Re-attending within 3 months - Adults	207	1,123	18.4%	13.7%	15.8%	15.5%
% of FP17s for the same patient ID Re-attending between 3 & 9 months - Children	225	459	49.0%	61.7%	60.3%	58.8%
% of FP17s for the same patient ID Re-attending between 3 & 9 months - Adults	511	1,123	45.5%	55.5%	53.5%	51.1%
% of FP17s for Band 1 Urgent Courses	112	1,289	8.7%	8.2%	9.1%	9.0%
% of FP17s Relating to Free Repair or Replacements	2	1,289	0.2%	0.8%	1.0%	0.8%
% of FP17s Relating to Continuations	1	1,289	0.1%	1.0%	1.0%	0.9%
% of Patients satisfied with the dentistry they have received	1	1	N/A	92.3%	93.6%	93.3%
% of Patients satisfied with the time they had to wait for an appointment	0	1	N/A	88.3%	89.8%	88.9%

* This is based on patients treated on this contract for their most recent course of treatment. Figures in italics indicate the base number of FP17s or Patient Questionnaire responses are less than 100. N/A is shown where the base number of responses is less than 10 during the period. % is calculated as Quantity/Base number*100

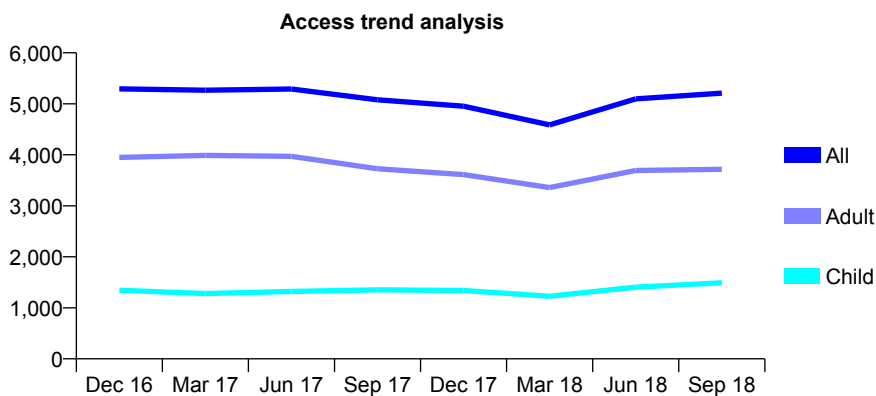
Q52 - Vital Signs At a Glance Contract Report for 118060/0018 - September 2018

Name or company name	Genix Healthcare Ltd
Contract type name	GDS Contract
Purpose of contract	General
Contract start date	01/11/2009
Contract end date	

18/19 Contracted general activity (UDA)	14,000
Carry forward general activity (UDA)	0
18/19 Contracted orthodontic activity (UOA)	0
Carry forward orthodontic activity (UOA)	0
Baseline contract value	£349,278.81

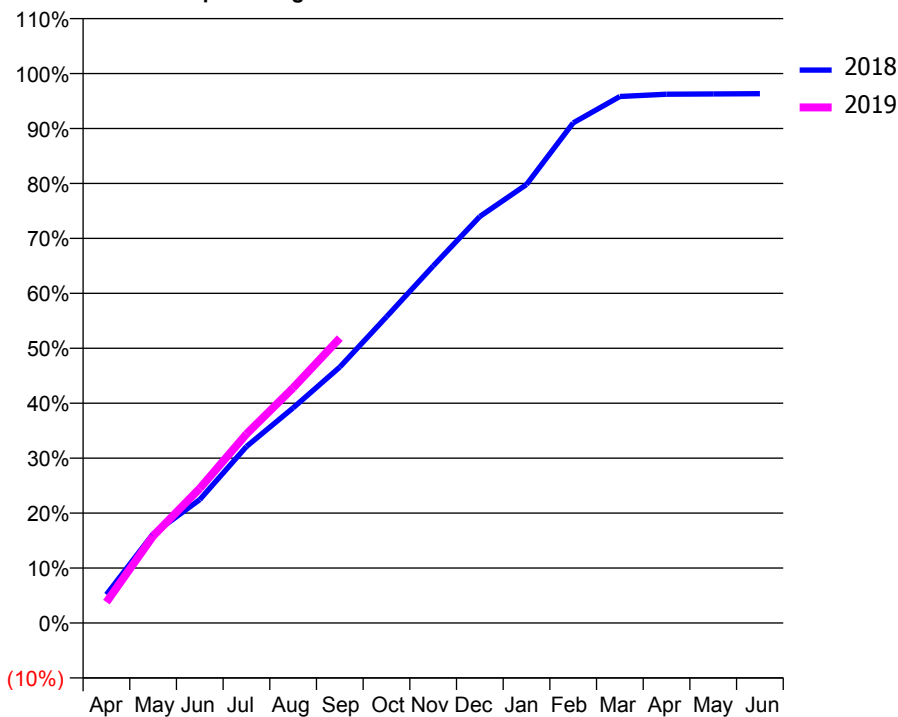
ACCESS*

Patients seen in 24 months	Total	Change since previous quarter
Quarter ending September 2017	5,078	
Quarter ending December 2017	4,953	↓
Quarter ending March 2018	4,586	↓
Quarter ending June 2018	5,098	↑
Quarter ending September 2018	5,208	↑
Variance since September 2017	2.6%	↑



ACTIVITY

Cumulative percentage of contracted UDA delivered 2018 & 2019



Adjusted Scheduled Activity (UDA)

Month	2018	2019
April	724	531
May	2,270	2,216
June	3,144	3,431
July	4,496	4,814
August	5,483	5,991
September	6,522	7,257
October	7,803	
November	9,097	
December	10,356	
January	11,171	
February	12,742	
March	13,414	
April	13,472	
May	13,479	
June	13,486	

QUALITY

	Quantity	Base Number	Contract	AT	Region	England
% of FP17s for the same patient ID Re-attending within 3 months - Children	62	1,207	5.1%	10.1%	12.2%	11.6%
% of FP17s for the same patient ID Re-attending within 3 months - Adults	284	3,009	9.4%	13.7%	15.8%	15.5%
% of FP17s for the same patient ID Re-attending between 3 & 9 months - Children	565	1,207	46.8%	61.7%	60.3%	58.8%
% of FP17s for the same patient ID Re-attending between 3 & 9 months - Adults	1,527	3,009	50.7%	55.5%	53.5%	51.1%
% of FP17s for Band 1 Urgent Courses	587	4,186	14.0%	8.2%	9.1%	9.0%
% of FP17s Relating to Free Repair or Replacements	205	4,186	4.9%	0.8%	1.0%	0.8%
% of FP17s Relating to Continuations	13	4,186	0.3%	1.0%	1.0%	0.9%
% of Patients satisfied with the dentistry they have received	1	1	N/A	92.3%	93.6%	93.3%
% of Patients satisfied with the time they had to wait for an appointment	1	1	N/A	88.3%	89.8%	88.9%

* This is based on patients treated on this contract for their most recent course of treatment. Figures in italics indicate the base number of FP17s or Patient Questionnaire responses are less than 100. N/A is shown where the base number of responses is less than 10 during the period. % is calculated as Quantity/Base number*100

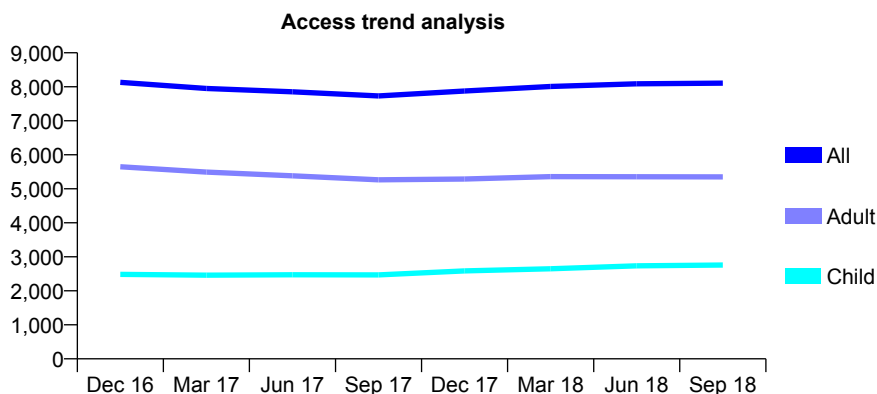
Q52 - Vital Signs At a Glance Contract Report for 118060/0031 - September 2018

Name or company name	Genix Healthcare Ltd
Contract type name	GDS Contract
Purpose of contract	General
Contract start date	01/07/2012
Contract end date	

18/19 Contracted general activity (UDA)	26,800
Carry forward general activity (UDA)	0
18/19 Contracted orthodontic activity (UOA)	0
Carry forward orthodontic activity (UOA)	0
Baseline contract value	£744,522.86

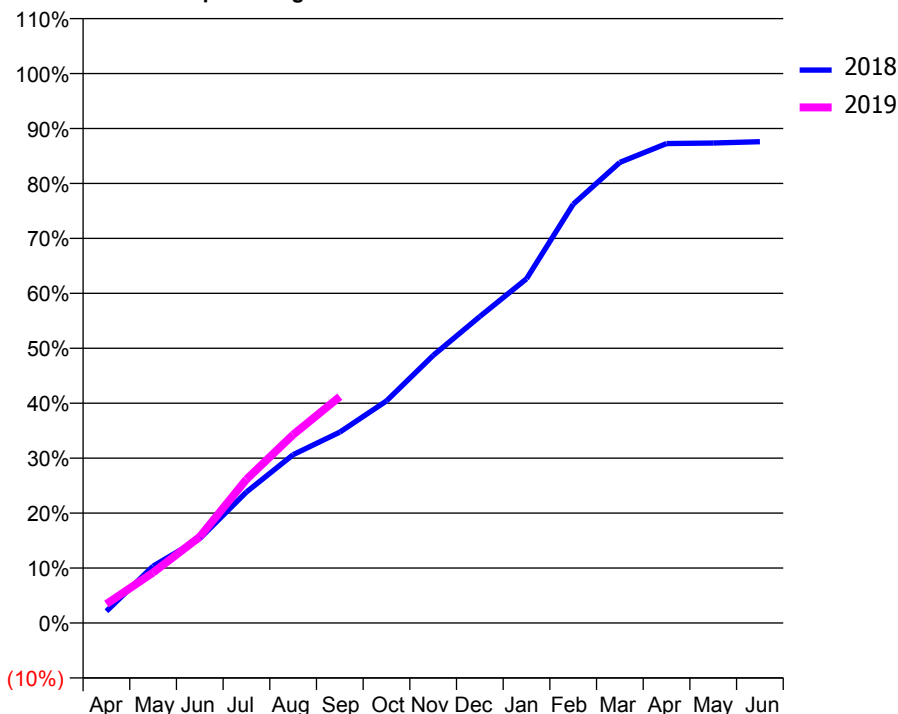
ACCESS*

Patients seen in 24 months	Total	Change since previous quarter
Quarter ending September 2017	7,733	
Quarter ending December 2017	7,877	→
Quarter ending March 2018	8,008	→
Quarter ending June 2018	8,090	→
Quarter ending September 2018	8,108	→
Variance since September 2017	4.8%	↑



ACTIVITY

Cumulative percentage of contracted UDA delivered 2018 & 2019



Adjusted Scheduled Activity (UDA)		
Month	2018	2019
April	573	925
May	2,773	2,464
June	4,122	4,203
July	6,391	7,006
August	8,210	9,185
September	9,312	11,038
October	10,829	
November	13,053	
December	14,946	
January	16,791	
February	20,424	
March	22,465	
April	23,383	
May	23,410	
June	23,474	

QUALITY

	Quantity	Base Number	Contract	AT	Region	England
% of FP17s for the same patient ID Re-attending within 3 months - Children	205	1,983	10.3%	10.1%	12.2%	11.6%
% of FP17s for the same patient ID Re-attending within 3 months - Adults	671	3,544	18.9%	13.7%	15.8%	15.5%
% of FP17s for the same patient ID Re-attending between 3 & 9 months - Children	1,034	1,983	52.1%	61.7%	60.3%	58.8%
% of FP17s for the same patient ID Re-attending between 3 & 9 months - Adults	1,635	3,544	46.1%	55.5%	53.5%	51.1%
% of FP17s for Band 1 Urgent Courses	493	5,114	9.6%	8.2%	9.1%	9.0%
% of FP17s Relating to Free Repair or Replacements	17	5,114	0.3%	0.8%	1.0%	0.8%
% of FP17s Relating to Continuations	18	5,114	0.4%	1.0%	1.0%	0.9%
% of Patients satisfied with the dentistry they have received	2	2	N/A	92.3%	93.6%	93.3%
% of Patients satisfied with the time they had to wait for an appointment	1	2	N/A	88.3%	89.8%	88.9%

* This is based on patients treated on this contract for their most recent course of treatment. Figures in italics indicate the base number of FP17s or Patient Questionnaire responses are less than 100. N/A is shown where the base number of responses is less than 10 during the period. % is calculated as Quantity/Base number*100

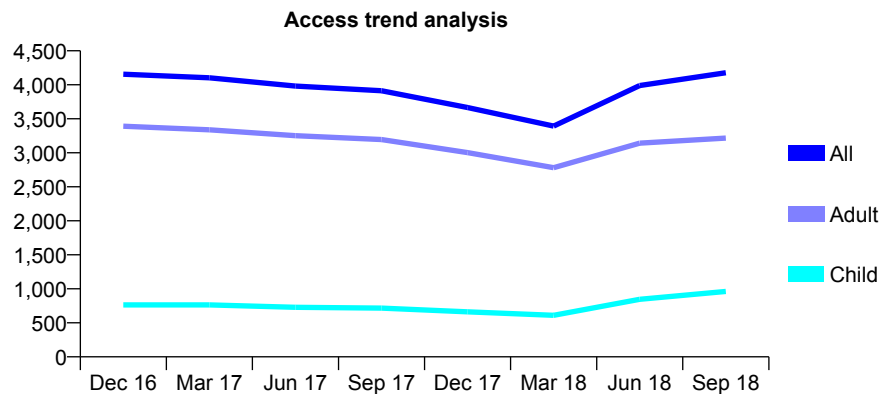
Q52 - Vital Signs At a Glance Contract Report for 121487/0001 - September 2018

Name or company name	Greengates Dental Care
Contract type name	GDS Contract
Purpose of contract	General
Contract start date	01/11/2013
Contract end date	

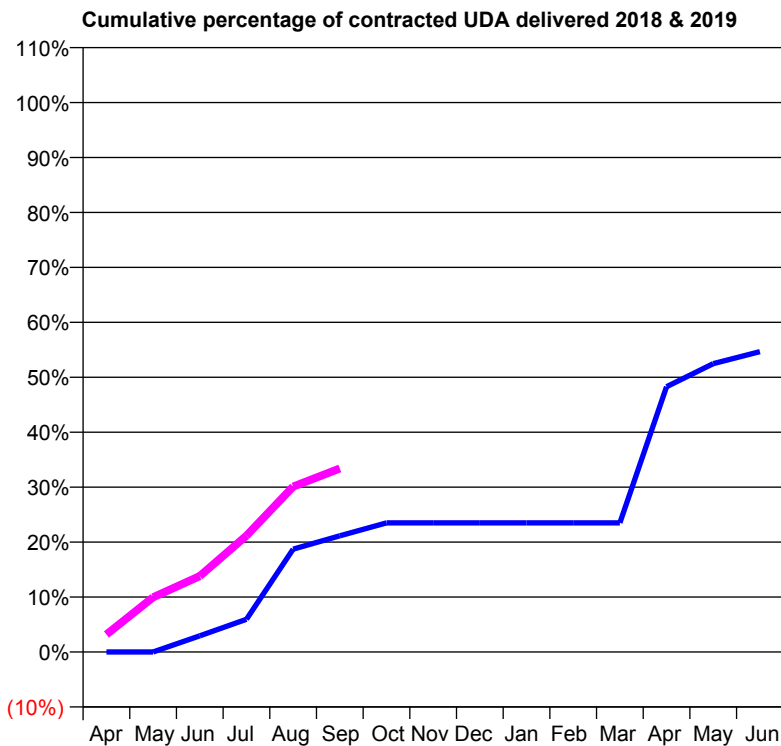
18/19 Contracted general activity (UDA)	15,000
Carry forward general activity (UDA)	0
18/19 Contracted orthodontic activity (UOA)	0
Carry forward orthodontic activity (UOA)	0
Baseline contract value	£377,197.18

ACCESS*

Patients seen in 24 months	Total	Change since previous quarter
Quarter ending September 2017	3,913	
Quarter ending December 2017	3,665	↓
Quarter ending March 2018	3,393	↓
Quarter ending June 2018	3,989	↑
Quarter ending September 2018	4,178	↑
Variance since September 2017	6.8%	↑



ACTIVITY



Month	Adjusted Scheduled Activity (UDA)	
	2018	2019
April	0	477
May	0	1,495
June	442	2,075
July	892	3,176
August	2,808	4,516
September	3,173	5,012
October	3,524	
November	3,524	
December	3,524	
January	3,524	
February	3,524	
March	3,524	
April	7,242	
May	7,870	
June	8,199	

QUALITY

	Quantity	Base Number	Contract	AT	Region	England
% of FP17s for the same patient ID Re-attending within 3 months - Children	102	1,239	8.2%	10.1%	12.2%	11.6%
% of FP17s for the same patient ID Re-attending within 3 months - Adults	547	4,177	13.1%	13.7%	15.8%	15.5%
% of FP17s for the same patient ID Re-attending between 3 & 9 months - Children	441	1,239	35.6%	61.7%	60.3%	58.8%
% of FP17s for the same patient ID Re-attending between 3 & 9 months - Adults	1,735	4,177	41.5%	55.5%	53.5%	51.1%
% of FP17s for Band 1 Urgent Courses	169	2,696	6.3%	8.2%	9.1%	9.0%
% of FP17s Relating to Free Repair or Replacements	29	2,696	1.1%	0.8%	1.0%	0.8%
% of FP17s Relating to Continuations	11	2,696	0.4%	1.0%	1.0%	0.9%
% of Patients satisfied with the dentistry they have received	6	6	N/A	92.3%	93.6%	93.3%
% of Patients satisfied with the time they had to wait for an appointment	6	6	N/A	88.3%	89.8%	88.9%

* This is based on patients treated on this contract for their most recent course of treatment. Figures in italics indicate the base number of FP17s or Patient Questionnaire responses are less than 100. N/A is shown where the base number of responses is less than 10 during the period. % is calculated as Quantity/Base number*100

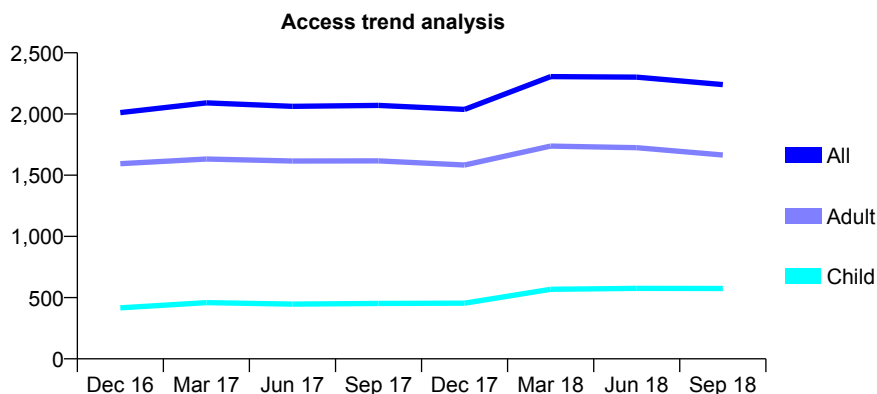
Q52 - Vital Signs At a Glance Contract Report for 122432/0001 - September 2018

Name or company name	BANV Aesthetics Limited
Contract type name	GDS Contract
Purpose of contract	General
Contract start date	09/02/2012
Contract end date	

18/19 Contracted general activity (UDA)	7,559
Carry forward general activity (UDA)	0
18/19 Contracted orthodontic activity (UOA)	0
Carry forward orthodontic activity (UOA)	0
Baseline contract value	£201,051.46

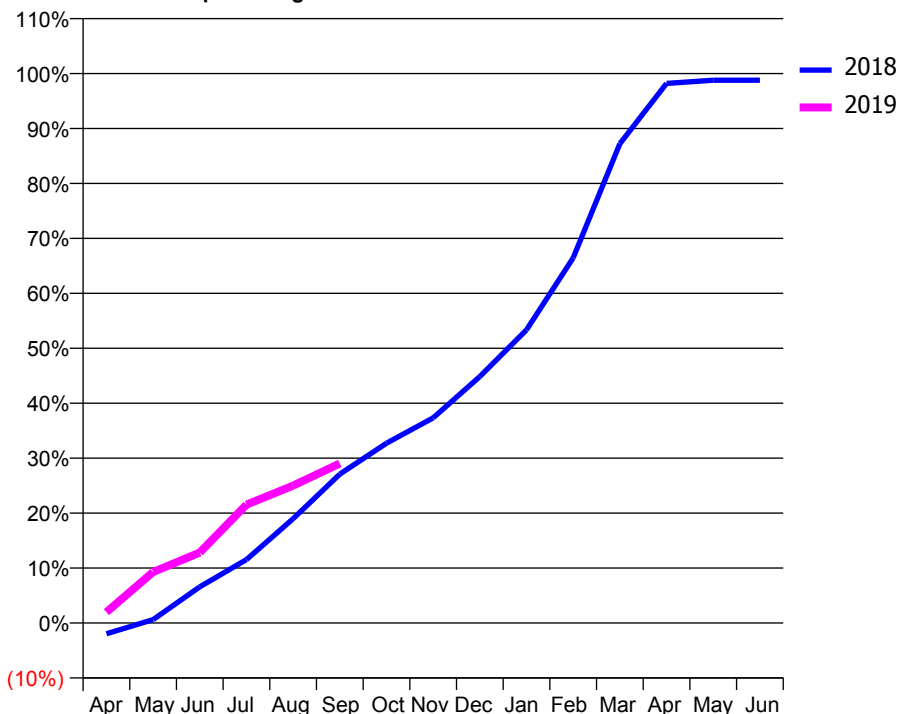
ACCESS*

Patients seen in 24 months	Total	Change since previous quarter
Quarter ending September 2017	2,070	
Quarter ending December 2017	2,038	↓
Quarter ending March 2018	2,306	↑
Quarter ending June 2018	2,301	→
Quarter ending September 2018	2,240	↓
Variance since September 2017	8.2%	↑



ACTIVITY

Cumulative percentage of contracted UDA delivered 2018 & 2019



Adjusted Scheduled Activity (UDA)

Month	2018	2019
April	-150	149
May	47	701
June	498	969
July	873	1,628
August	1,436	1,890
September	2,048	2,195
October	2,474	
November	2,822	
December	3,390	
January	4,032	
February	5,024	
March	6,594	
April	7,422	
May	7,467	
June	7,467	

QUALITY

	Quantity	Base Number	Contract	AT	Region	England
% of FP17s for the same patient ID Re-attending within 3 months - Children	28	308	9.1%	10.1%	12.2%	11.6%
% of FP17s for the same patient ID Re-attending within 3 months - Adults	97	656	14.8%	13.7%	15.8%	15.5%
% of FP17s for the same patient ID Re-attending between 3 & 9 months - Children	142	308	46.1%	61.7%	60.3%	58.8%
% of FP17s for the same patient ID Re-attending between 3 & 9 months - Adults	217	656	33.1%	55.5%	53.5%	51.1%
% of FP17s for Band 1 Urgent Courses	50	698	7.2%	8.2%	9.1%	9.0%
% of FP17s Relating to Free Repair or Replacements	0	698	0.0%	0.8%	1.0%	0.8%
% of FP17s Relating to Continuations	3	698	0.4%	1.0%	1.0%	0.9%
% of Patients satisfied with the dentistry they have received	2	2	N/A	92.3%	93.6%	93.3%
% of Patients satisfied with the time they had to wait for an appointment	2	2	N/A	88.3%	89.8%	88.9%

* This is based on patients treated on this contract for their most recent course of treatment. Figures in italics indicate the base number of FP17s or Patient Questionnaire responses are less than 100. N/A is shown where the base number of responses is less than 10 during the period. % is calculated as Quantity/Base number*100

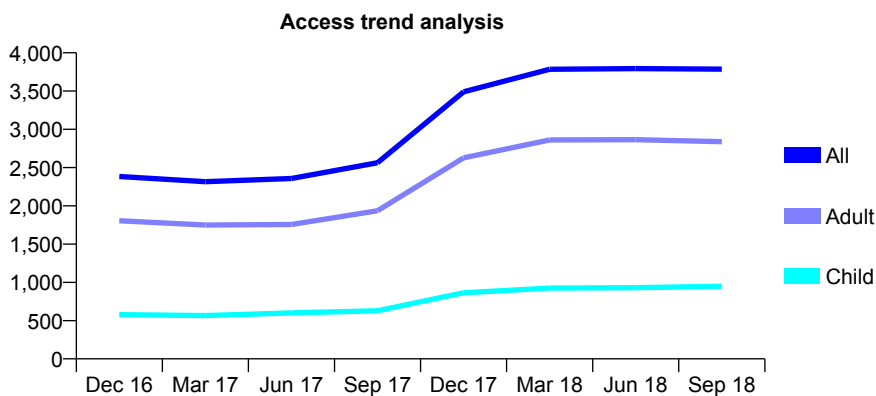
Q52 - Vital Signs At a Glance Contract Report for 122742/0001 - September 2018

Name or company name	Indigo Dental Ltd
Contract type name	GDS Contract
Purpose of contract	General
Contract start date	01/10/2013
Contract end date	

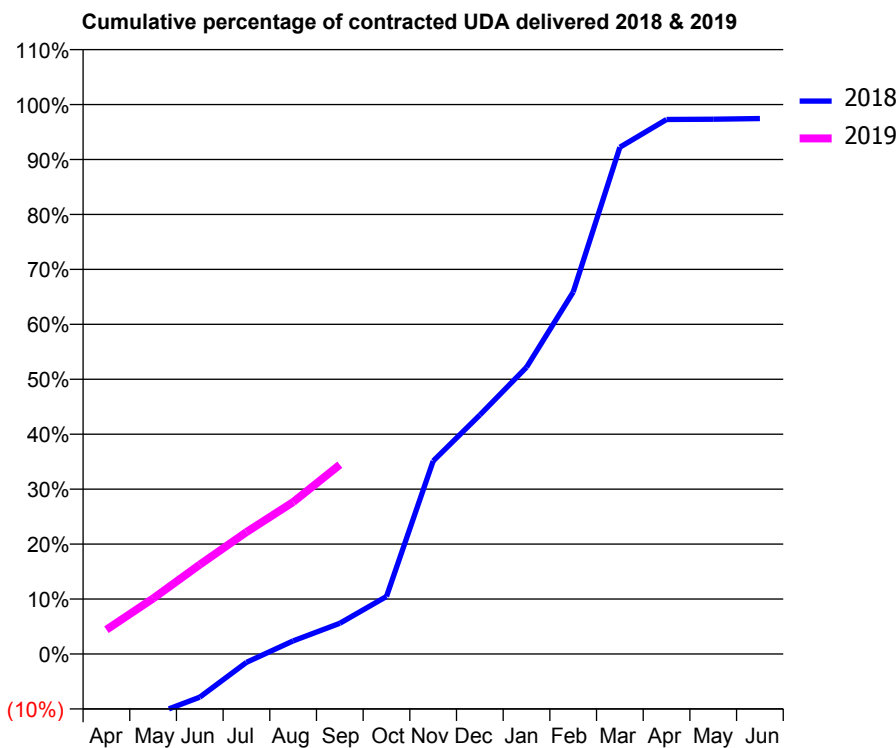
18/19 Contracted general activity (UDA)	10,020
Carry forward general activity (UDA)	0
18/19 Contracted orthodontic activity (UOA)	0
Carry forward orthodontic activity (UOA)	0
Baseline contract value	£263,625.27

ACCESS*

Patients seen in 24 months	Total	Change since previous quarter
Quarter ending September 2017	2,563	
Quarter ending December 2017	3,491	↑
Quarter ending March 2018	3,785	↑
Quarter ending June 2018	3,794	→
Quarter ending September 2018	3,787	→
Variance since September 2017	47.8%	↑



ACTIVITY



Month	Adjusted Scheduled Activity (UDA)	
	2018	2019
April	-1,655	443
May	-1,113	1,013
June	-790	1,630
July	-155	2,224
August	240	2,770
September	560	3,450
October	1,050	
November	3,521	
December	4,359	
January	5,229	
February	6,600	
March	9,241	
April	9,746	
May	9,752	
June	9,764	

QUALITY

	Quantity	Base Number	Contract	AT	Region	England
% of FP17s for the same patient ID Re-attending within 3 months - Children	36	549	6.6%	10.1%	12.2%	11.6%
% of FP17s for the same patient ID Re-attending within 3 months - Adults	139	1,395	10.0%	13.7%	15.8%	15.5%
% of FP17s for the same patient ID Re-attending between 3 & 9 months - Children	353	549	64.3%	61.7%	60.3%	58.8%
% of FP17s for the same patient ID Re-attending between 3 & 9 months - Adults	882	1,395	63.2%	55.5%	53.5%	51.1%
% of FP17s for Band 1 Urgent Courses	92	1,775	5.2%	8.2%	9.1%	9.0%
% of FP17s Relating to Free Repair or Replacements	9	1,775	0.5%	0.8%	1.0%	0.8%
% of FP17s Relating to Continuations	9	1,775	0.5%	1.0%	1.0%	0.9%
% of Patients satisfied with the dentistry they have received	1	1	N/A	92.3%	93.6%	93.3%
% of Patients satisfied with the time they had to wait for an appointment	1	1	N/A	88.3%	89.8%	88.9%

* This is based on patients treated on this contract for their most recent course of treatment. Figures in italics indicate the base number of FP17s or Patient Questionnaire responses are less than 100. N/A is shown where the base number of responses is less than 10 during the period. % is calculated as Quantity/Base number*100

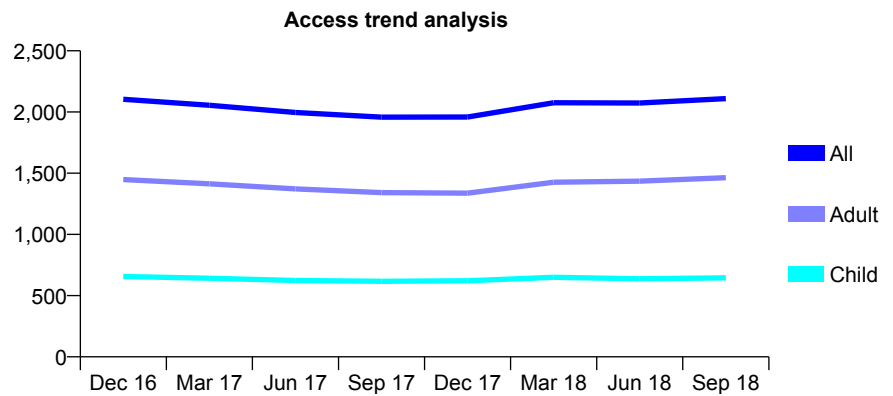
Q52 - Vital Signs At a Glance Contract Report for 123811/0001 - September 2018

Name or company name	Carnegie Dental Clinic Ltd
Contract type name	GDS Contract
Purpose of contract	General
Contract start date	02/07/2007
Contract end date	

18/19 Contracted general activity (UDA)	8,152
Carry forward general activity (UDA)	0
18/19 Contracted orthodontic activity (UOA)	0
Carry forward orthodontic activity (UOA)	0
Baseline contract value	£219,190.46

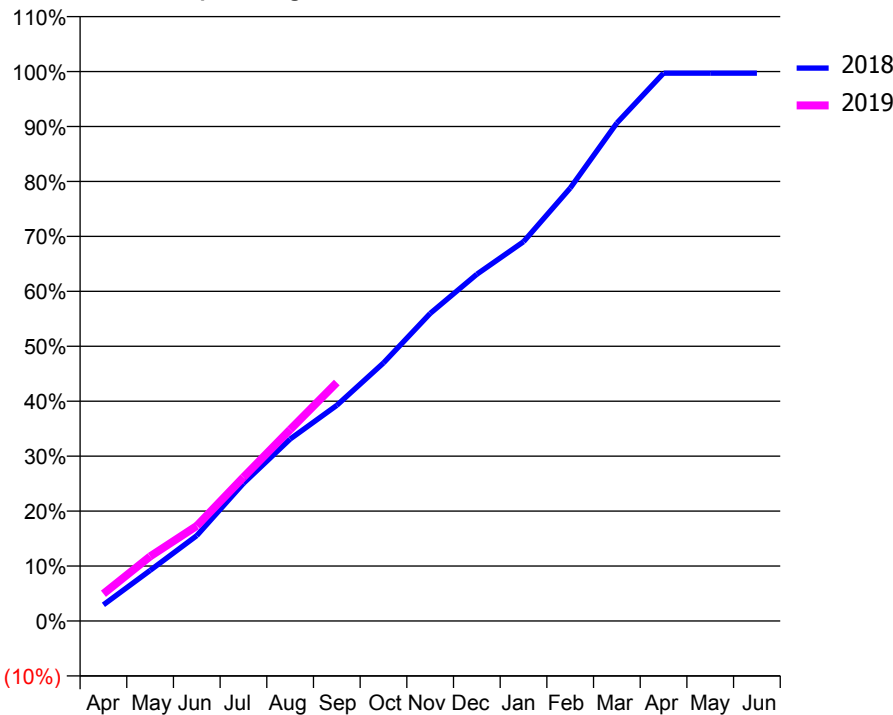
ACCESS*

Patients seen in 24 months	Total	Change since previous quarter
Quarter ending September 2017	1,958	
Quarter ending December 2017	1,959	→
Quarter ending March 2018	2,076	↑
Quarter ending June 2018	2,073	→
Quarter ending September 2018	2,109	→
Variance since September 2017	7.7%	↑



ACTIVITY

Cumulative percentage of contracted UDA delivered 2018 & 2019



Month	Adjusted Scheduled Activity (UDA)	
	2018	2019
April	241	405
May	751	958
June	1,266	1,411
July	2,042	2,134
August	2,699	2,839
September	3,200	3,539
October	3,829	
November	4,562	
December	5,144	
January	5,627	
February	6,423	
March	7,387	
April	8,127	
May	8,127	
June	8,128	

QUALITY

	Quantity	Base Number	Contract	AT	Region	England
% of FP17s for the same patient ID Re-attending within 3 months - Children	57	690	8.3%	10.1%	12.2%	11.6%
% of FP17s for the same patient ID Re-attending within 3 months - Adults	201	1,283	15.7%	13.7%	15.8%	15.5%
% of FP17s for the same patient ID Re-attending between 3 & 9 months - Children	528	690	76.5%	61.7%	60.3%	58.8%
% of FP17s for the same patient ID Re-attending between 3 & 9 months - Adults	819	1,283	63.8%	55.5%	53.5%	51.1%
% of FP17s for Band 1 Urgent Courses	170	1,753	9.7%	8.2%	9.1%	9.0%
% of FP17s Relating to Free Repair or Replacements	12	1,753	0.7%	0.8%	1.0%	0.8%
% of FP17s Relating to Continuations	14	1,753	0.8%	1.0%	1.0%	0.9%
% of Patients satisfied with the dentistry they have received	0	0	N/A	92.3%	93.6%	93.3%
% of Patients satisfied with the time they had to wait for an appointment	0	0	N/A	88.3%	89.8%	88.9%

* This is based on patients treated on this contract for their most recent course of treatment. Figures in italics indicate the base number of FP17s or Patient Questionnaire responses are less than 100. N/A is shown where the base number of responses is less than 10 during the period. % is calculated as Quantity/Base number*100

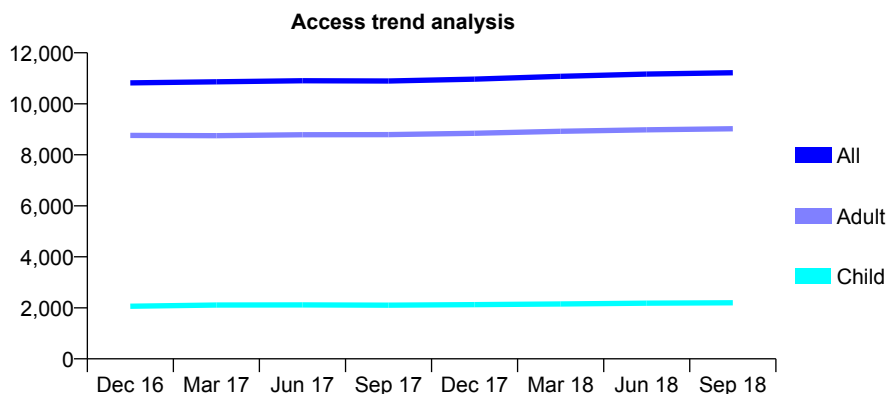
Q52 - Vital Signs At a Glance Contract Report for 125237/0001 - September 2018

Name or company name	Horbury Dental Care Limited
Contract type name	GDS Contract
Purpose of contract	General
Contract start date	01/04/2011
Contract end date	

18/19 Contracted general activity (UDA)	30,037
Carry forward general activity (UDA)	0
18/19 Contracted orthodontic activity (UOA)	0
Carry forward orthodontic activity (UOA)	0
Baseline contract value	£1,141,755.59

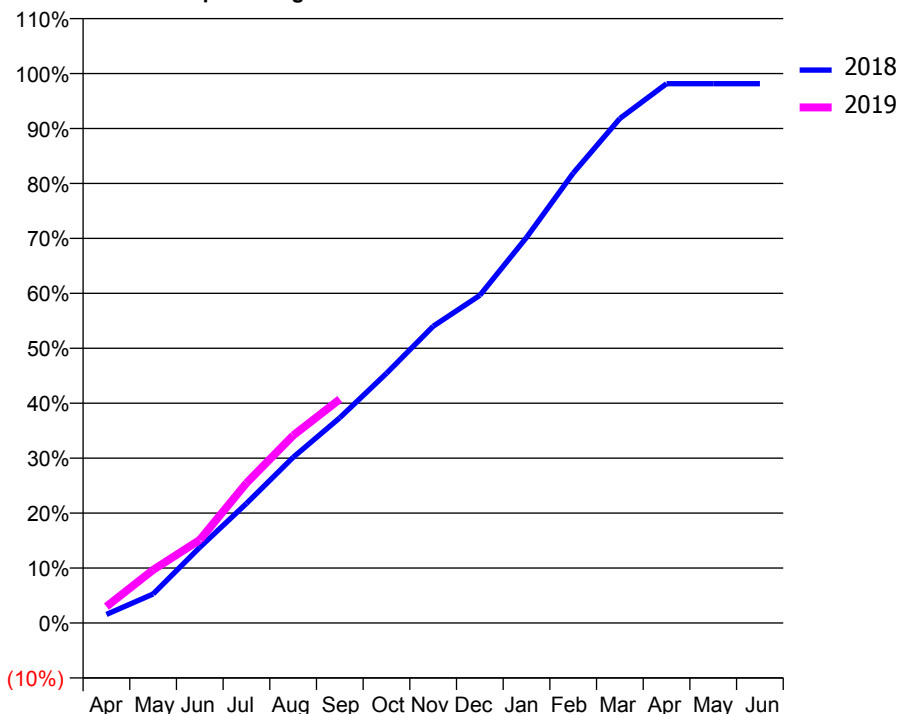
ACCESS*

Patients seen in 24 months	Total	Change since previous quarter
Quarter ending September 2017	10,895	
Quarter ending December 2017	10,966	→
Quarter ending March 2018	11,075	→
Quarter ending June 2018	11,166	→
Quarter ending September 2018	11,218	→
Variance since September 2017	3.0%	↑



ACTIVITY

Cumulative percentage of contracted UDA delivered 2018 & 2019



Month	Adjusted Scheduled Activity (UDA)	
	2018	2019
April	469	904
May	1,584	2,903
June	4,137	4,548
July	6,536	7,653
August	9,060	10,253
September	11,220	12,234
October	13,648	
November	16,219	
December	17,910	
January	21,080	
February	24,587	
March	27,576	
April	29,484	
May	29,483	
June	29,483	

QUALITY

	Quantity	Base Number	Contract	AT	Region	England
% of FP17s for the same patient ID Re-attending within 3 months - Children	132	1,851	7.1%	10.1%	12.2%	11.6%
% of FP17s for the same patient ID Re-attending within 3 months - Adults	701	6,206	11.3%	13.7%	15.8%	15.5%
% of FP17s for the same patient ID Re-attending between 3 & 9 months - Children	1,281	1,851	69.2%	61.7%	60.3%	58.8%
% of FP17s for the same patient ID Re-attending between 3 & 9 months - Adults	2,866	6,206	46.2%	55.5%	53.5%	51.1%
% of FP17s for Band 1 Urgent Courses	374	6,660	5.6%	8.2%	9.1%	9.0%
% of FP17s Relating to Free Repair or Replacements	56	6,660	0.8%	0.8%	1.0%	0.8%
% of FP17s Relating to Continuations	114	6,660	1.7%	1.0%	1.0%	0.9%
% of Patients satisfied with the dentistry they have received	6	6	N/A	92.3%	93.6%	93.3%
% of Patients satisfied with the time they had to wait for an appointment	5	6	N/A	88.3%	89.8%	88.9%

* This is based on patients treated on this contract for their most recent course of treatment. Figures in italics indicate the base number of FP17s or Patient Questionnaire responses are less than 100. N/A is shown where the base number of responses is less than 10 during the period. % is calculated as Quantity/Base number*100

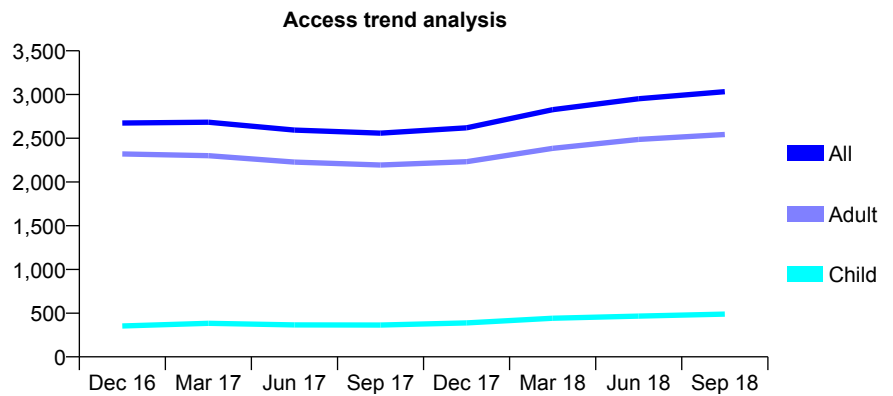
Q52 - Vital Signs At a Glance Contract Report for 128031/0001 - September 2018

Name or company name	JIGL Ltd
Contract type name	GDS Contract
Purpose of contract	General
Contract start date	01/01/2011
Contract end date	

18/19 Contracted general activity (UDA)	8,000
Carry forward general activity (UDA)	0
18/19 Contracted orthodontic activity (UOA)	0
Carry forward orthodontic activity (UOA)	0
Baseline contract value	£257,288.72

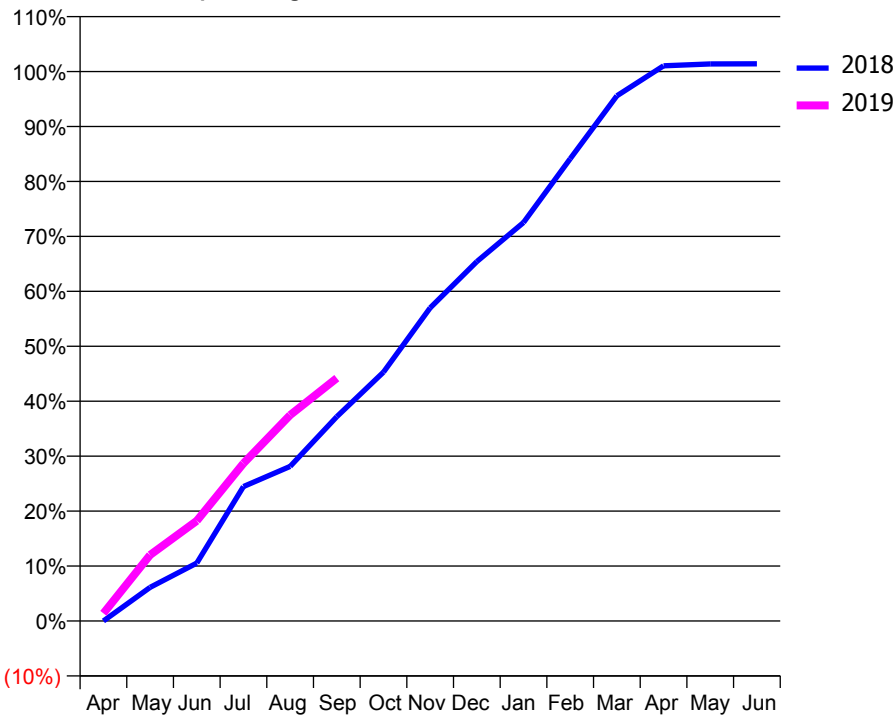
ACCESS*

Patients seen in 24 months	Total	Change since previous quarter
Quarter ending September 2017	2,558	
Quarter ending December 2017	2,620	↑
Quarter ending March 2018	2,826	↑
Quarter ending June 2018	2,952	↑
Quarter ending September 2018	3,032	↑
Variance since September 2017	18.5%	↑



ACTIVITY

Cumulative percentage of contracted UDA delivered 2018 & 2019



Month	Adjusted Scheduled Activity (UDA)	
	2018	2019
April	0	112
May	490	962
June	844	1,460
July	1,959	2,295
August	2,251	2,999
September	2,975	3,537
October	3,624	
November	4,559	
December	5,233	
January	5,801	
February	6,730	
March	7,646	
April	8,083	
May	8,111	
June	8,112	

QUALITY

	Quantity	Base Number	Contract	AT	Region	England
% of FP17s for the same patient ID Re-attending within 3 months - Children	15	356	4.2%	10.1%	12.2%	11.6%
% of FP17s for the same patient ID Re-attending within 3 months - Adults	171	1,822	9.4%	13.7%	15.8%	15.5%
% of FP17s for the same patient ID Re-attending between 3 & 9 months - Children	217	356	61.0%	61.7%	60.3%	58.8%
% of FP17s for the same patient ID Re-attending between 3 & 9 months - Adults	1,070	1,822	58.7%	55.5%	53.5%	51.1%
% of FP17s for Band 1 Urgent Courses	179	1,931	9.3%	8.2%	9.1%	9.0%
% of FP17s Relating to Free Repair or Replacements	13	1,931	0.7%	0.8%	1.0%	0.8%
% of FP17s Relating to Continuations	14	1,931	0.7%	1.0%	1.0%	0.9%
% of Patients satisfied with the dentistry they have received	0	0	N/A	92.3%	93.6%	93.3%
% of Patients satisfied with the time they had to wait for an appointment	0	0	N/A	88.3%	89.8%	88.9%

* This is based on patients treated on this contract for their most recent course of treatment. Figures in italics indicate the base number of FP17s or Patient Questionnaire responses are less than 100. N/A is shown where the base number of responses is less than 10 during the period. % is calculated as Quantity/Base number*100

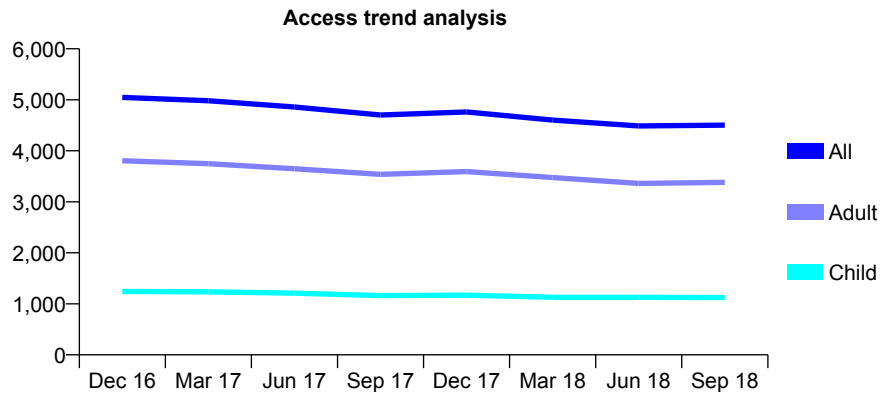
Q52 - Vital Signs At a Glance Contract Report for 128260/0001 - September 2018

Name or company name	Elland Practice Ltd
Contract type name	GDS Contract
Purpose of contract	General
Contract start date	01/08/2008
Contract end date	

18/19 Contracted general activity (UDA)	16,466
Carry forward general activity (UDA)	0
18/19 Contracted orthodontic activity (UOA)	0
Carry forward orthodontic activity (UOA)	0
Baseline contract value	£466,219.36

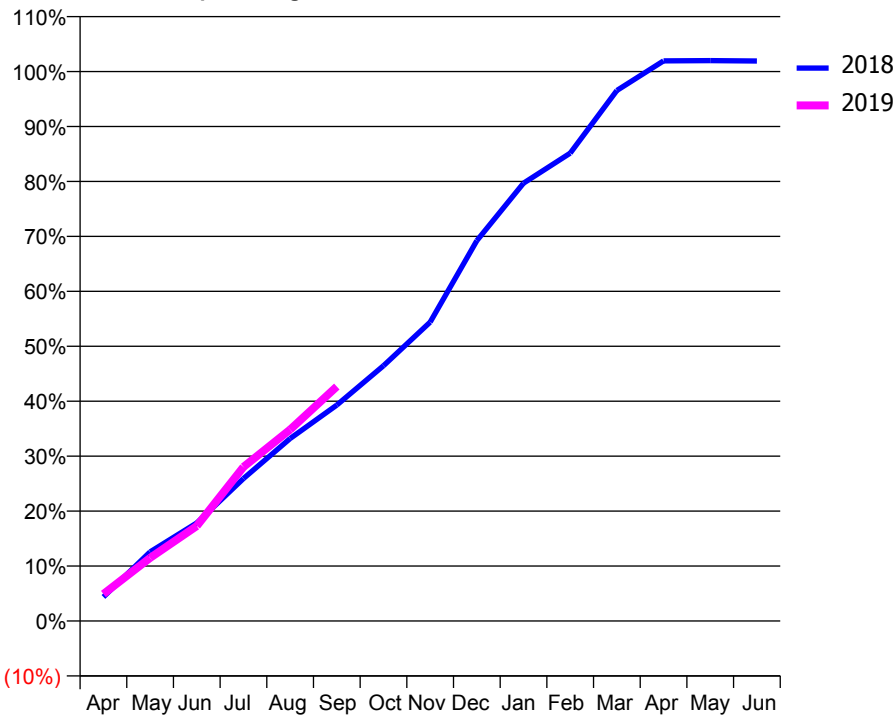
ACCESS*

Patients seen in 24 months	Total	Change since previous quarter
Quarter ending September 2017	4,701	
Quarter ending December 2017	4,763	→
Quarter ending March 2018	4,602	↓
Quarter ending June 2018	4,488	↓
Quarter ending September 2018	4,504	→
Variance since September 2017	(4.2%)	↓



ACTIVITY

Cumulative percentage of contracted UDA delivered 2018 & 2019



Adjusted Scheduled Activity (UDA)		
Month	2018	2019
April	723	810
May	2,071	1,892
June	2,939	2,848
July	4,270	4,617
August	5,467	5,736
September	6,470	7,029
October	7,651	
November	8,956	
December	11,398	
January	13,122	
February	14,021	
March	15,898	
April	16,786	
May	16,793	
June	16,781	

QUALITY

	Quantity	Base Number	Contract	AT	Region	England
% of FP17s for the same patient ID Re-attending within 3 months - Children	110	1,058	10.4%	10.1%	12.2%	11.6%
% of FP17s for the same patient ID Re-attending within 3 months - Adults	415	2,924	14.2%	13.7%	15.8%	15.5%
% of FP17s for the same patient ID Re-attending between 3 & 9 months - Children	740	1,058	69.9%	61.7%	60.3%	58.8%
% of FP17s for the same patient ID Re-attending between 3 & 9 months - Adults	1,971	2,924	67.4%	55.5%	53.5%	51.1%
% of FP17s for Band 1 Urgent Courses	138	3,526	3.9%	8.2%	9.1%	9.0%
% of FP17s Relating to Free Repair or Replacements	23	3,526	0.7%	0.8%	1.0%	0.8%
% of FP17s Relating to Continuations	34	3,526	1.0%	1.0%	1.0%	0.9%
% of Patients satisfied with the dentistry they have received	3	3	N/A	92.3%	93.6%	93.3%
% of Patients satisfied with the time they had to wait for an appointment	2	3	N/A	88.3%	89.8%	88.9%

* This is based on patients treated on this contract for their most recent course of treatment. Figures in italics indicate the base number of FP17s or Patient Questionnaire responses are less than 100. N/A is shown where the base number of responses is less than 10 during the period. % is calculated as Quantity/Base number*100

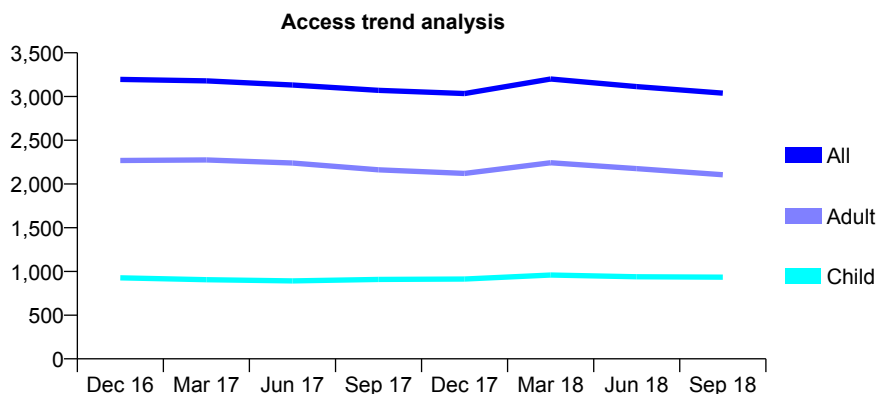
Q52 - Vital Signs At a Glance Contract Report for 129542/0001 - September 2018

Name or company name	Dental Care Centre Ltd
Contract type name	PDS Contract
Purpose of contract	General
Contract start date	01/07/2007
Contract end date	31/03/2019

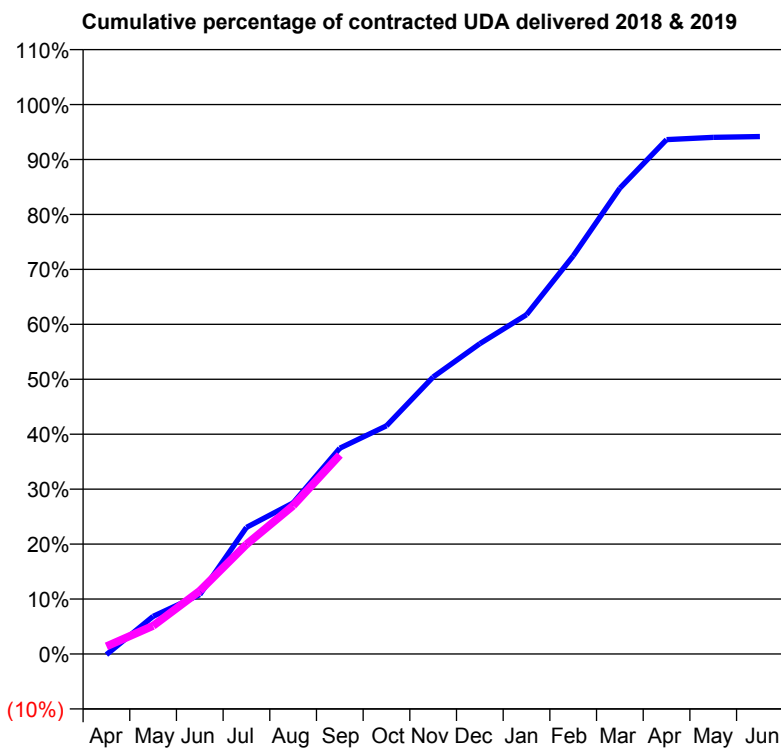
18/19 Contracted general activity (UDA)	9,341
Carry forward general activity (UDA)	0
18/19 Contracted orthodontic activity (UOA)	0
Carry forward orthodontic activity (UOA)	0
Baseline contract value	£351,058.35

ACCESS*

Patients seen in 24 months	Total	Change since previous quarter
Quarter ending September 2017	3,070	
Quarter ending December 2017	3,034	↓
Quarter ending March 2018	3,201	↑
Quarter ending June 2018	3,114	↓
Quarter ending September 2018	3,039	↓
Variance since September 2017	(1.0%)	↓



ACTIVITY



Month	Adjusted Scheduled Activity (UDA)	
	2018	2019
April	-13	130
May	663	479
June	1,045	1,073
July	2,226	1,864
August	2,657	2,522
September	3,619	3,384
October	4,012	
November	4,871	
December	5,456	
January	5,965	
February	7,000	
March	8,190	
April	9,043	
May	9,085	
June	9,098	

QUALITY

	Quantity	Base Number	Contract	AT	Region	England
% of FP17s for the same patient ID Re-attending within 3 months - Children	84	775	10.8%	10.1%	12.2%	11.6%
% of FP17s for the same patient ID Re-attending within 3 months - Adults	298	1,552	19.2%	13.7%	15.8%	15.5%
% of FP17s for the same patient ID Re-attending between 3 & 9 months - Children	531	775	68.5%	61.7%	60.3%	58.8%
% of FP17s for the same patient ID Re-attending between 3 & 9 months - Adults	849	1,552	54.7%	55.5%	53.5%	51.1%
% of FP17s for Band 1 Urgent Courses	225	1,914	11.8%	8.2%	9.1%	9.0%
% of FP17s Relating to Free Repair or Replacements	12	1,914	0.6%	0.8%	1.0%	0.8%
% of FP17s Relating to Continuations	21	1,914	1.1%	1.0%	1.0%	0.9%
% of Patients satisfied with the dentistry they have received	1	1	N/A	92.3%	93.6%	93.3%
% of Patients satisfied with the time they had to wait for an appointment	1	1	N/A	88.3%	89.8%	88.9%

* This is based on patients treated on this contract for their most recent course of treatment. Figures in italics indicate the base number of FP17s or Patient Questionnaire responses are less than 100. N/A is shown where the base number of responses is less than 10 during the period. % is calculated as Quantity/Base number*100

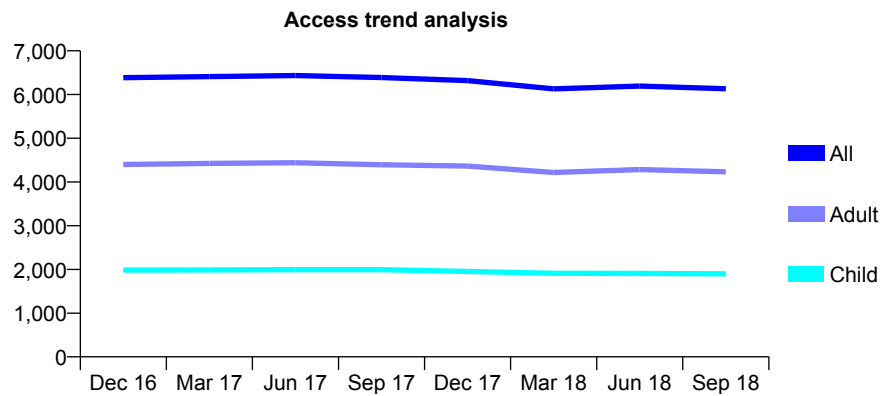
Q52 - Vital Signs At a Glance Contract Report for 129941/0001 - September 2018

Name or company name	Eclipse (Batley) Ltd
Contract type name	GDS Contract
Purpose of contract	General
Contract start date	06/04/2013
Contract end date	

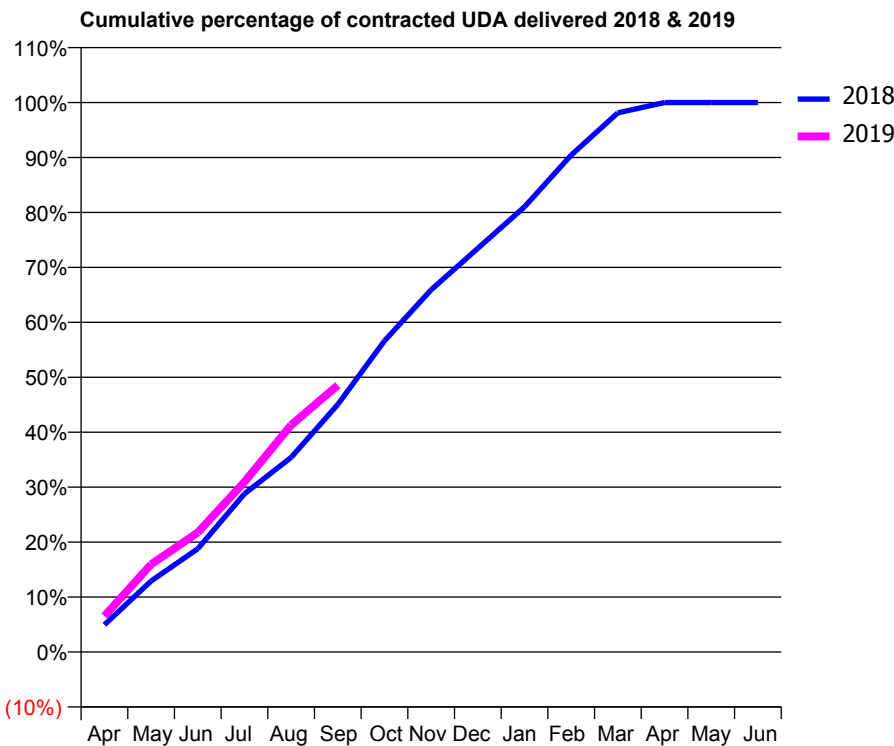
18/19 Contracted general activity (UDA)	19,148
Carry forward general activity (UDA)	0
18/19 Contracted orthodontic activity (UOA)	0
Carry forward orthodontic activity (UOA)	0
Baseline contract value	£612,534.00

ACCESS*

Patients seen in 24 months	Total	Change since previous quarter
Quarter ending September 2017	6,387	
Quarter ending December 2017	6,317	↓
Quarter ending March 2018	6,129	↓
Quarter ending June 2018	6,192	→
Quarter ending September 2018	6,132	→
Variance since September 2017	(4.0%)	↓



ACTIVITY



Month	Adjusted Scheduled Activity (UDA)	
	2018	2019
April	950	1,250
May	2,474	3,057
June	3,597	4,167
July	5,512	5,926
August	6,780	7,910
September	8,625	9,294
October	10,844	
November	12,623	
December	14,070	
January	15,512	
February	17,316	
March	18,788	
April	19,144	
May	19,146	
June	19,146	

QUALITY

	Quantity	Base Number	Contract	AT	Region	England
% of FP17s for the same patient ID Re-attending within 3 months - Children	189	1,729	10.9%	10.1%	12.2%	11.6%
% of FP17s for the same patient ID Re-attending within 3 months - Adults	427	3,119	13.7%	13.7%	15.8%	15.5%
% of FP17s for the same patient ID Re-attending between 3 & 9 months - Children	1,103	1,729	63.8%	61.7%	60.3%	58.8%
% of FP17s for the same patient ID Re-attending between 3 & 9 months - Adults	1,924	3,119	61.7%	55.5%	53.5%	51.1%
% of FP17s for Band 1 Urgent Courses	297	4,548	6.5%	8.2%	9.1%	9.0%
% of FP17s Relating to Free Repair or Replacements	14	4,548	0.3%	0.8%	1.0%	0.8%
% of FP17s Relating to Continuations	8	4,548	0.2%	1.0%	1.0%	0.9%
% of Patients satisfied with the dentistry they have received	13	13	100.0%	92.3%	93.6%	93.3%
% of Patients satisfied with the time they had to wait for an appointment	11	13	84.6%	88.3%	89.8%	88.9%

* This is based on patients treated on this contract for their most recent course of treatment. Figures in italics indicate the base number of FP17s or Patient Questionnaire responses are less than 100. N/A is shown where the base number of responses is less than 10 during the period. % is calculated as Quantity/Base number*100

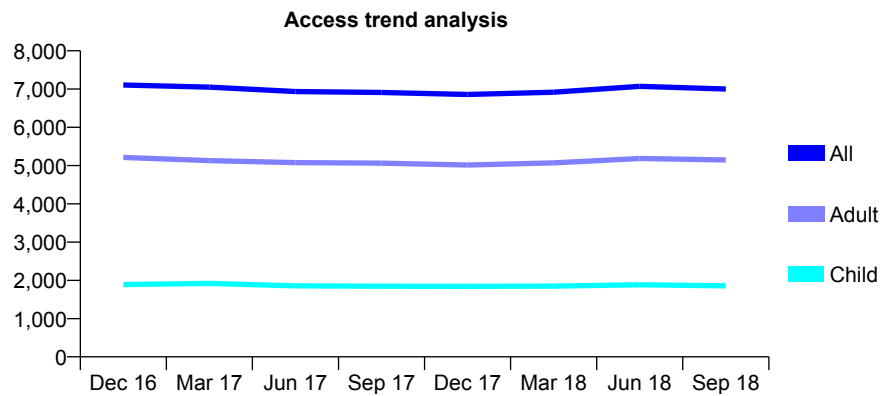
Q52 - Vital Signs At a Glance Contract Report for 131105/0001 - September 2018

Name or company name	Stable Court Dental Surgery Limited
Contract type name	GDS Contract
Purpose of contract	General
Contract start date	12/11/2012
Contract end date	

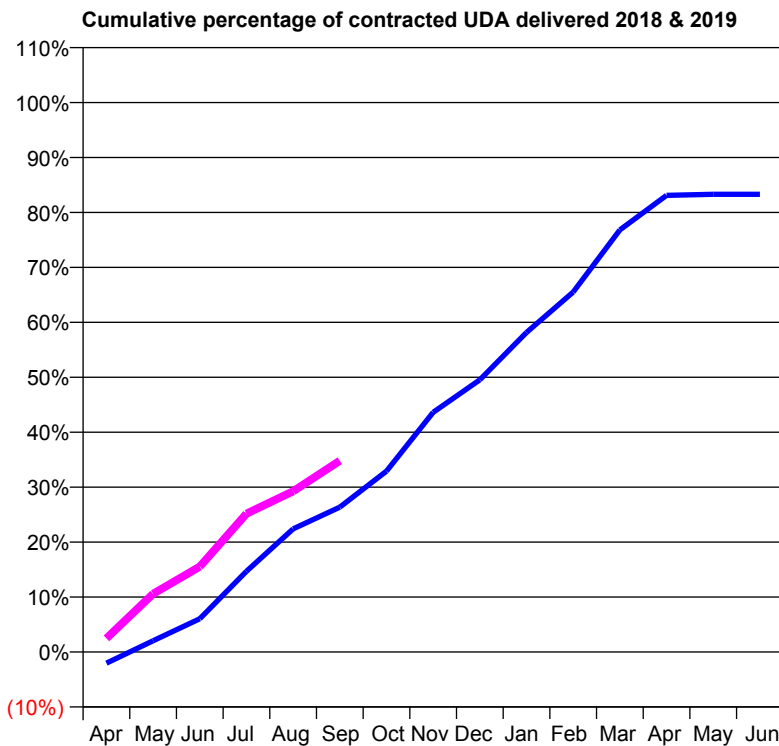
18/19 Contracted general activity (UDA)	18,488
Carry forward general activity (UDA)	0
18/19 Contracted orthodontic activity (UOA)	0
Carry forward orthodontic activity (UOA)	0
Baseline contract value	£645,624.79

ACCESS*

Patients seen in 24 months	Total	Change since previous quarter
Quarter ending September 2017	6,910	
Quarter ending December 2017	6,858	→
Quarter ending March 2018	6,918	→
Quarter ending June 2018	7,070	↑
Quarter ending September 2018	7,003	→
Variance since September 2017	1.3%	→



ACTIVITY



Month	Adjusted Scheduled Activity (UDA)	
	2018	2019
April	-381	462
May	381	1,958
June	1,118	2,872
July	2,717	4,653
August	4,144	5,407
September	4,875	6,436
October	6,087	
November	8,067	
December	9,159	
January	10,752	
February	12,111	
March	14,200	
April	15,362	
May	15,398	
June	15,401	

QUALITY

	Quantity	Base Number	Contract	AT	Region	England
% of FP17s for the same patient ID Re-attending within 3 months - Children	135	1,499	9.0%	10.1%	12.2%	11.6%
% of FP17s for the same patient ID Re-attending within 3 months - Adults	547	3,724	14.7%	13.7%	15.8%	15.5%
% of FP17s for the same patient ID Re-attending between 3 & 9 months - Children	995	1,499	66.4%	61.7%	60.3%	58.8%
% of FP17s for the same patient ID Re-attending between 3 & 9 months - Adults	2,263	3,724	60.8%	55.5%	53.5%	51.1%
% of FP17s for Band 1 Urgent Courses	379	4,239	8.9%	8.2%	9.1%	9.0%
% of FP17s Relating to Free Repair or Replacements	18	4,239	0.4%	0.8%	1.0%	0.8%
% of FP17s Relating to Continuations	23	4,239	0.5%	1.0%	1.0%	0.9%
% of Patients satisfied with the dentistry they have received	3	4	N/A	92.3%	93.6%	93.3%
% of Patients satisfied with the time they had to wait for an appointment	4	4	N/A	88.3%	89.8%	88.9%

* This is based on patients treated on this contract for their most recent course of treatment. Figures in italics indicate the base number of FP17s or Patient Questionnaire responses are less than 100. N/A is shown where the base number of responses is less than 10 during the period. % is calculated as Quantity/Base number*100

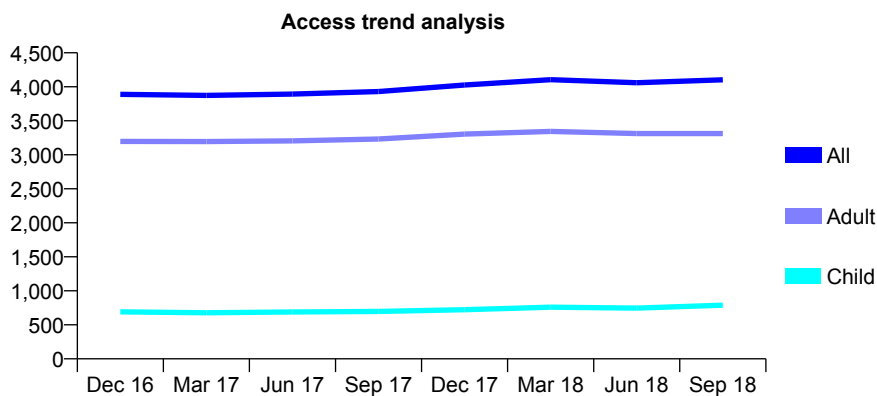
Q52 - Vital Signs At a Glance Contract Report for 131687/0001 - September 2018

Name or company name	Ellis Dental Practice Limited
Contract type name	GDS Contract
Purpose of contract	General
Contract start date	07/04/2010
Contract end date	

18/19 Contracted general activity (UDA)	12,327
Carry forward general activity (UDA)	0
18/19 Contracted orthodontic activity (UOA)	0
Carry forward orthodontic activity (UOA)	0
Baseline contract value	£365,791.53

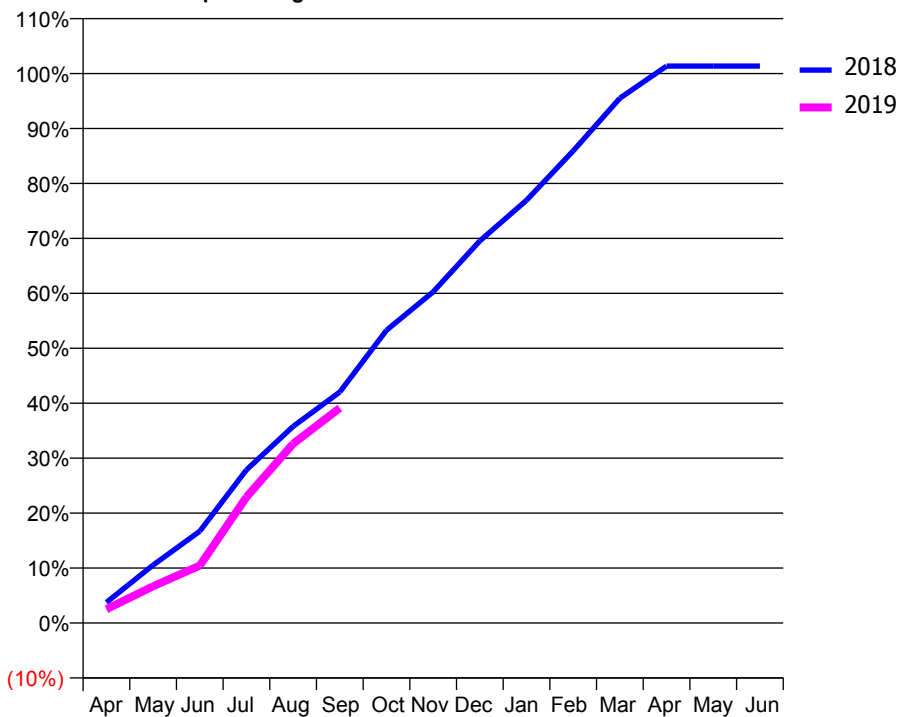
ACCESS*

Patients seen in 24 months	Total	Change since previous quarter
Quarter ending September 2017	3,930	
Quarter ending December 2017	4,027	↑
Quarter ending March 2018	4,104	→
Quarter ending June 2018	4,059	↓
Quarter ending September 2018	4,102	→
Variance since September 2017	4.4%	↑



ACTIVITY

Cumulative percentage of contracted UDA delivered 2018 & 2019



Month	Adjusted Scheduled Activity (UDA)	
	2018	2019
April	463	311
May	1,301	825
June	2,058	1,289
July	3,437	2,824
August	4,410	4,022
September	5,182	4,824
October	6,568	
November	7,429	
December	8,571	
January	9,485	
February	10,590	
March	11,773	
April	12,493	
May	12,493	
June	12,494	

QUALITY

	Quantity	Base Number	Contract	AT	Region	England
% of FP17s for the same patient ID Re-attending within 3 months - Children	34	633	5.4%	10.1%	12.2%	11.6%
% of FP17s for the same patient ID Re-attending within 3 months - Adults	347	2,458	14.1%	13.7%	15.8%	15.5%
% of FP17s for the same patient ID Re-attending between 3 & 9 months - Children	395	633	62.4%	61.7%	60.3%	58.8%
% of FP17s for the same patient ID Re-attending between 3 & 9 months - Adults	1,435	2,458	58.4%	55.5%	53.5%	51.1%
% of FP17s for Band 1 Urgent Courses	176	2,763	6.4%	8.2%	9.1%	9.0%
% of FP17s Relating to Free Repair or Replacements	35	2,763	1.3%	0.8%	1.0%	0.8%
% of FP17s Relating to Continuations	51	2,763	1.8%	1.0%	1.0%	0.9%
% of Patients satisfied with the dentistry they have received	3	3	N/A	92.3%	93.6%	93.3%
% of Patients satisfied with the time they had to wait for an appointment	3	3	N/A	88.3%	89.8%	88.9%

* This is based on patients treated on this contract for their most recent course of treatment. Figures in italics indicate the base number of FP17s or Patient Questionnaire responses are less than 100. N/A is shown where the base number of responses is less than 10 during the period. % is calculated as Quantity/Base number*100

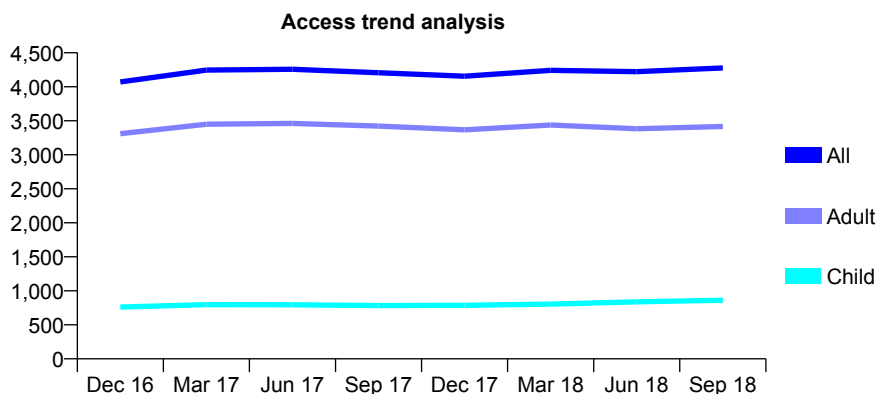
Q52 - Vital Signs At a Glance Contract Report for 132926/0001 - September 2018

Name or company name	The Leeds Dental Team Limited
Contract type name	GDS Contract
Purpose of contract	General
Contract start date	01/12/2007
Contract end date	

18/19 Contracted general activity (UDA)	11,617
Carry forward general activity (UDA)	0
18/19 Contracted orthodontic activity (UOA)	0
Carry forward orthodontic activity (UOA)	0
Baseline contract value	£342,761.23

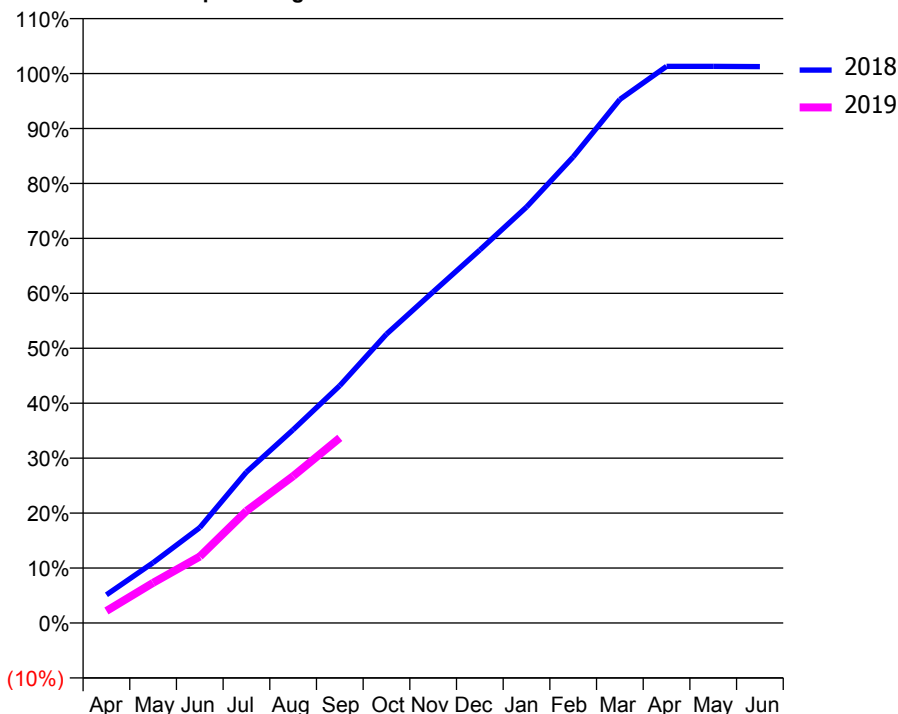
ACCESS*

Patients seen in 24 months	Total	Change since previous quarter
Quarter ending September 2017	4,207	
Quarter ending December 2017	4,156	↓
Quarter ending March 2018	4,242	↑
Quarter ending June 2018	4,222	→
Quarter ending September 2018	4,278	→
Variance since September 2017	1.7%	→



ACTIVITY

Cumulative percentage of contracted UDA delivered 2018 & 2019



Month	Adjusted Scheduled Activity (UDA)	
	2018	2019
April	596	254
May	1,276	849
June	2,016	1,404
July	3,194	2,371
August	4,086	3,104
September	5,020	3,913
October	6,106	
November	7,001	
December	7,885	
January	8,795	
February	9,855	
March	11,069	
April	11,767	
May	11,767	
June	11,764	

QUALITY

	Quantity	Base Number	Contract	AT	Region	England
% of FP17s for the same patient ID Re-attending within 3 months - Children	42	693	6.1%	10.1%	12.2%	11.6%
% of FP17s for the same patient ID Re-attending within 3 months - Adults	446	2,075	21.5%	13.7%	15.8%	15.5%
% of FP17s for the same patient ID Re-attending between 3 & 9 months - Children	431	693	62.2%	61.7%	60.3%	58.8%
% of FP17s for the same patient ID Re-attending between 3 & 9 months - Adults	951	2,075	45.8%	55.5%	53.5%	51.1%
% of FP17s for Band 1 Urgent Courses	215	2,119	10.1%	8.2%	9.1%	9.0%
% of FP17s Relating to Free Repair or Replacements	22	2,119	1.0%	0.8%	1.0%	0.8%
% of FP17s Relating to Continuations	21	2,119	1.0%	1.0%	1.0%	0.9%
% of Patients satisfied with the dentistry they have received	2	3	N/A	92.3%	93.6%	93.3%
% of Patients satisfied with the time they had to wait for an appointment	2	3	N/A	88.3%	89.8%	88.9%

* This is based on patients treated on this contract for their most recent course of treatment. Figures in italics indicate the base number of FP17s or Patient Questionnaire responses are less than 100. N/A is shown where the base number of responses is less than 10 during the period. % is calculated as Quantity/Base number*100

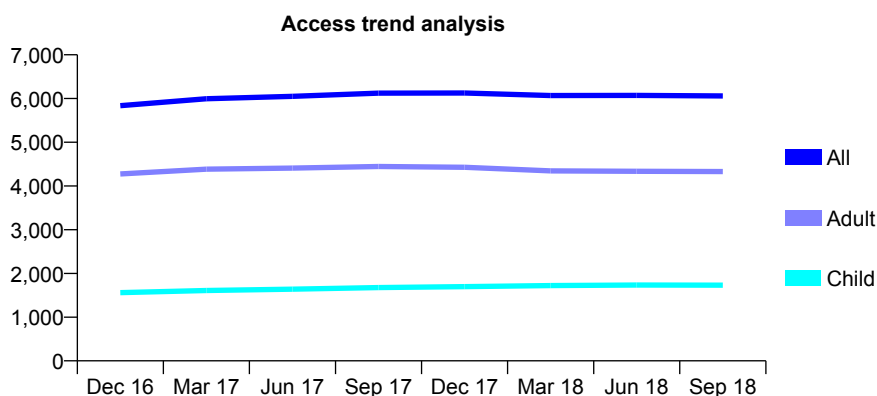
Q52 - Vital Signs At a Glance Contract Report for 133981/0001 - September 2018

Name or company name	Farsley Dental Practice Limited
Contract type name	GDS Contract
Purpose of contract	General
Contract start date	01/04/2008
Contract end date	

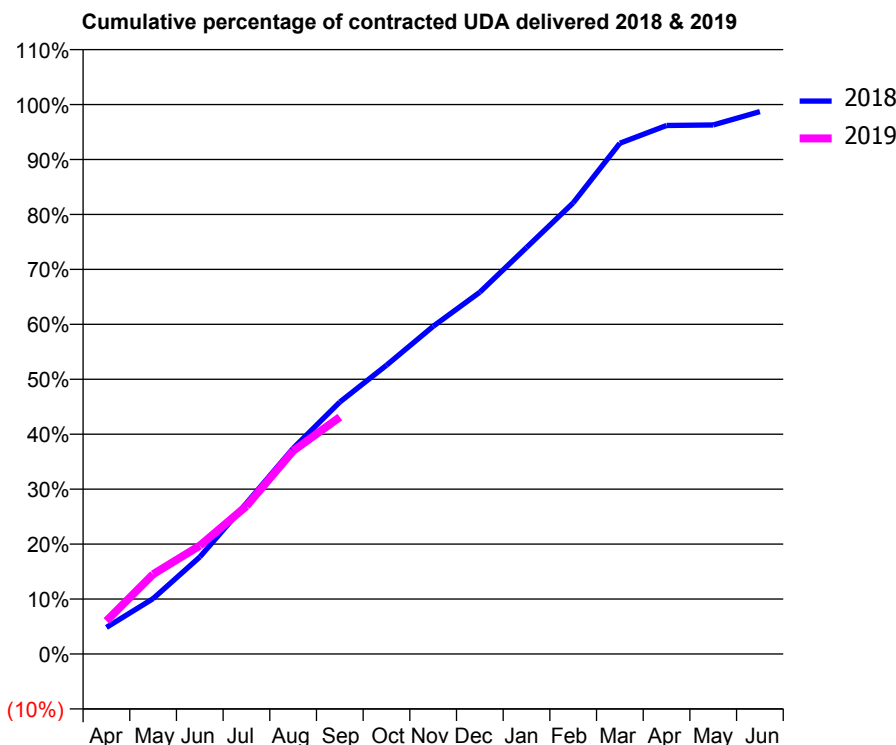
18/19 Contracted general activity (UDA)	17,651
Carry forward general activity (UDA)	0
18/19 Contracted orthodontic activity (UOA)	0
Carry forward orthodontic activity (UOA)	0
Baseline contract value	£538,236.28

ACCESS*

Patients seen in 24 months	Total	Change since previous quarter
Quarter ending September 2017	6,122	
Quarter ending December 2017	6,126	→
Quarter ending March 2018	6,068	→
Quarter ending June 2018	6,072	→
Quarter ending September 2018	6,060	→
Variance since September 2017	(1.0%)	↓



ACTIVITY



Month	Adjusted Scheduled Activity (UDA)	
	2018	2019
April	853	1,064
May	1,779	2,563
June	3,118	3,480
July	4,847	4,753
August	6,609	6,526
September	8,092	7,611
October	9,276	
November	10,528	
December	11,622	
January	13,056	
February	14,491	
March	16,408	
April	16,978	
May	16,995	
June	17,424	

QUALITY

	Quantity	Base Number	Contract	AT	Region	England
% of FP17s for the same patient ID Re-attending within 3 months - Children	78	1,319	5.9%	10.1%	12.2%	11.6%
% of FP17s for the same patient ID Re-attending within 3 months - Adults	366	3,316	11.0%	13.7%	15.8%	15.5%
% of FP17s for the same patient ID Re-attending between 3 & 9 months - Children	848	1,319	64.3%	61.7%	60.3%	58.8%
% of FP17s for the same patient ID Re-attending between 3 & 9 months - Adults	2,193	3,316	66.1%	55.5%	53.5%	51.1%
% of FP17s for Band 1 Urgent Courses	291	4,050	7.2%	8.2%	9.1%	9.0%
% of FP17s Relating to Free Repair or Replacements	24	4,050	0.6%	0.8%	1.0%	0.8%
% of FP17s Relating to Continuations	7	4,050	0.2%	1.0%	1.0%	0.9%
% of Patients satisfied with the dentistry they have received	4	5	N/A	92.3%	93.6%	93.3%
% of Patients satisfied with the time they had to wait for an appointment	4	5	N/A	88.3%	89.8%	88.9%

* This is based on patients treated on this contract for their most recent course of treatment. Figures in italics indicate the base number of FP17s or Patient Questionnaire responses are less than 100. N/A is shown where the base number of responses is less than 10 during the period. % is calculated as Quantity/Base number*100

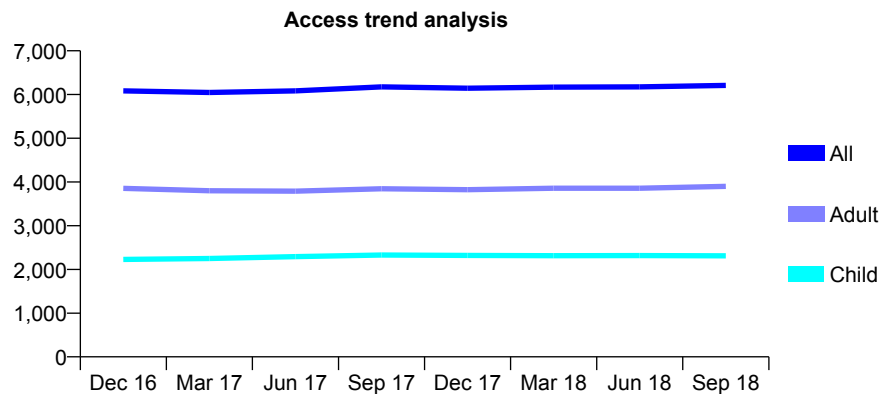
Q52 - Vital Signs At a Glance Contract Report for 135658/0001 - September 2018

Name or company name	Fartown Limited
Contract type name	GDS Contract
Purpose of contract	General
Contract start date	01/05/2013
Contract end date	

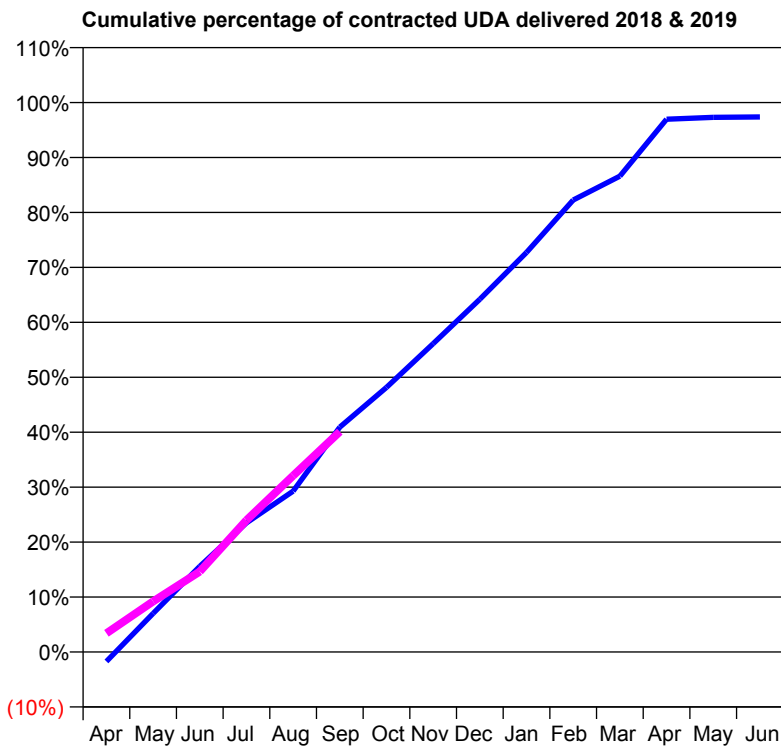
18/19 Contracted general activity (UDA)	21,000
Carry forward general activity (UDA)	0
18/19 Contracted orthodontic activity (UOA)	0
Carry forward orthodontic activity (UOA)	0
Baseline contract value	£588,300.48

ACCESS*

Patients seen in 24 months	Total	Change since previous quarter
Quarter ending September 2017	6,174	
Quarter ending December 2017	6,143	→
Quarter ending March 2018	6,170	→
Quarter ending June 2018	6,174	→
Quarter ending September 2018	6,210	→
Variance since September 2017	0.6%	→



ACTIVITY



Month	Adjusted Scheduled Activity (UDA)	
	2018	2019
April	-367	715
May	1,477	1,932
June	3,275	3,075
July	4,938	5,036
August	6,150	6,738
September	8,592	8,419
October	10,115	
November	11,783	
December	13,481	
January	15,273	
February	17,275	
March	18,188	
April	20,363	
May	20,430	
June	20,449	

QUALITY

	Quantity	Base Number	Contract	AT	Region	England
% of FP17s for the same patient ID Re-attending within 3 months - Children	129	1,827	7.1%	10.1%	12.2%	11.6%
% of FP17s for the same patient ID Re-attending within 3 months - Adults	630	3,122	20.2%	13.7%	15.8%	15.5%
% of FP17s for the same patient ID Re-attending between 3 & 9 months - Children	1,003	1,827	54.9%	61.7%	60.3%	58.8%
% of FP17s for the same patient ID Re-attending between 3 & 9 months - Adults	1,547	3,122	49.6%	55.5%	53.5%	51.1%
% of FP17s for Band 1 Urgent Courses	535	3,968	13.5%	8.2%	9.1%	9.0%
% of FP17s Relating to Free Repair or Replacements	10	3,968	0.3%	0.8%	1.0%	0.8%
% of FP17s Relating to Continuations	11	3,968	0.3%	1.0%	1.0%	0.9%
% of Patients satisfied with the dentistry they have received	1	1	N/A	92.3%	93.6%	93.3%
% of Patients satisfied with the time they had to wait for an appointment	1	1	N/A	88.3%	89.8%	88.9%

* This is based on patients treated on this contract for their most recent course of treatment. Figures in italics indicate the base number of FP17s or Patient Questionnaire responses are less than 100. N/A is shown where the base number of responses is less than 10 during the period. % is calculated as Quantity/Base number*100

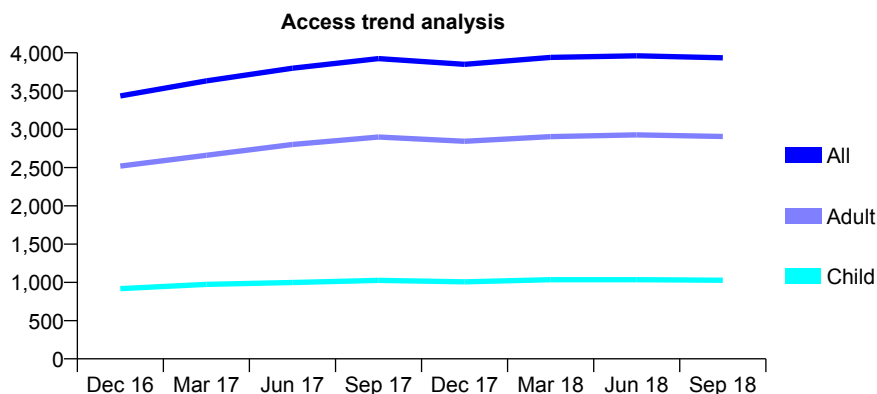
Q52 - Vital Signs At a Glance Contract Report for 138401/0001 - September 2018

Name or company name	Beechwood Dental Practice Ltd
Contract type name	GDS Contract
Purpose of contract	General
Contract start date	01/01/2011
Contract end date	

18/19 Contracted general activity (UDA)	12,770
Carry forward general activity (UDA)	0
18/19 Contracted orthodontic activity (UOA)	0
Carry forward orthodontic activity (UOA)	0
Baseline contract value	£379,252.38

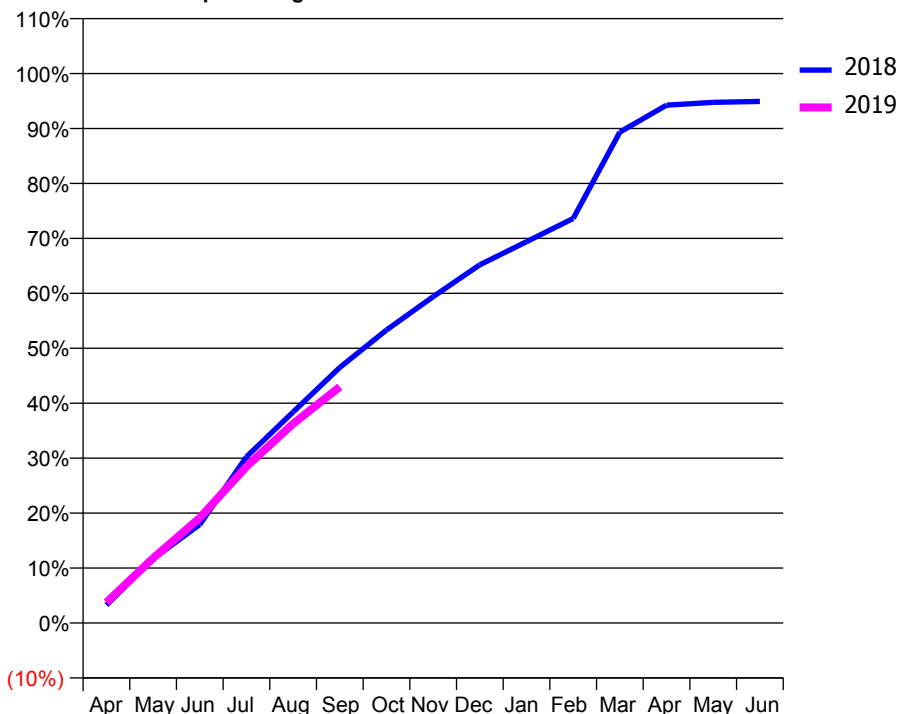
ACCESS*

Patients seen in 24 months	Total	Change since previous quarter
Quarter ending September 2017	3,925	
Quarter ending December 2017	3,850	↓
Quarter ending March 2018	3,939	↑
Quarter ending June 2018	3,961	→
Quarter ending September 2018	3,934	→
Variance since September 2017	0.2%	→



ACTIVITY

Cumulative percentage of contracted UDA delivered 2018 & 2019



Month	Adjusted Scheduled Activity (UDA)	
	2018	2019
April	417	479
May	1,494	1,509
June	2,289	2,442
July	3,861	3,638
August	4,904	4,632
September	5,939	5,488
October	6,810	
November	7,585	
December	8,324	
January	8,861	
February	9,400	
March	11,409	
April	12,034	
May	12,100	
June	12,121	

QUALITY

	Quantity	Base Number	Contract	AT	Region	England
% of FP17s for the same patient ID Re-attending within 3 months - Children	80	605	13.2%	10.1%	12.2%	11.6%
% of FP17s for the same patient ID Re-attending within 3 months - Adults	461	1,799	25.6%	13.7%	15.8%	15.5%
% of FP17s for the same patient ID Re-attending between 3 & 9 months - Children	248	605	41.0%	61.7%	60.3%	58.8%
% of FP17s for the same patient ID Re-attending between 3 & 9 months - Adults	594	1,799	33.0%	55.5%	53.5%	51.1%
% of FP17s for Band 1 Urgent Courses	291	2,180	13.3%	8.2%	9.1%	9.0%
% of FP17s Relating to Free Repair or Replacements	124	2,180	5.7%	0.8%	1.0%	0.8%
% of FP17s Relating to Continuations	30	2,180	1.4%	1.0%	1.0%	0.9%
% of Patients satisfied with the dentistry they have received	1	1	N/A	92.3%	93.6%	93.3%
% of Patients satisfied with the time they had to wait for an appointment	1	1	N/A	88.3%	89.8%	88.9%

* This is based on patients treated on this contract for their most recent course of treatment. Figures in italics indicate the base number of FP17s or Patient Questionnaire responses are less than 100. N/A is shown where the base number of responses is less than 10 during the period. % is calculated as Quantity/Base number*100

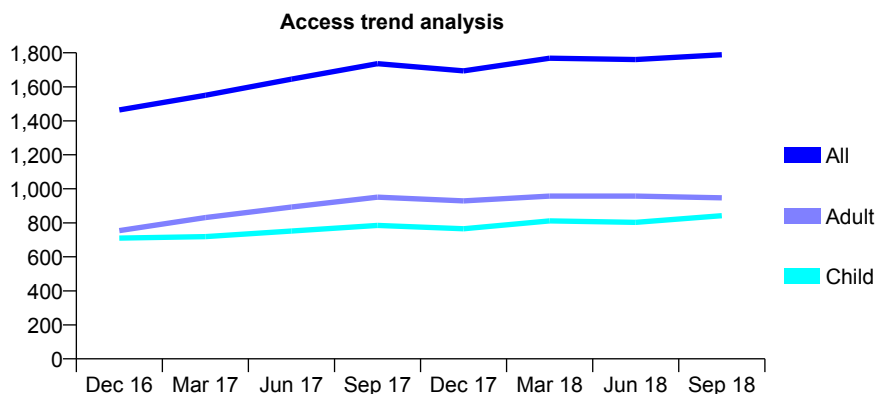
Q52 - Vital Signs At a Glance Contract Report for 138509/0002 - September 2018

Name or company name	Marlborough Road Dental Practice
Contract type name	GDS Contract
Purpose of contract	General
Contract start date	07/09/2010
Contract end date	

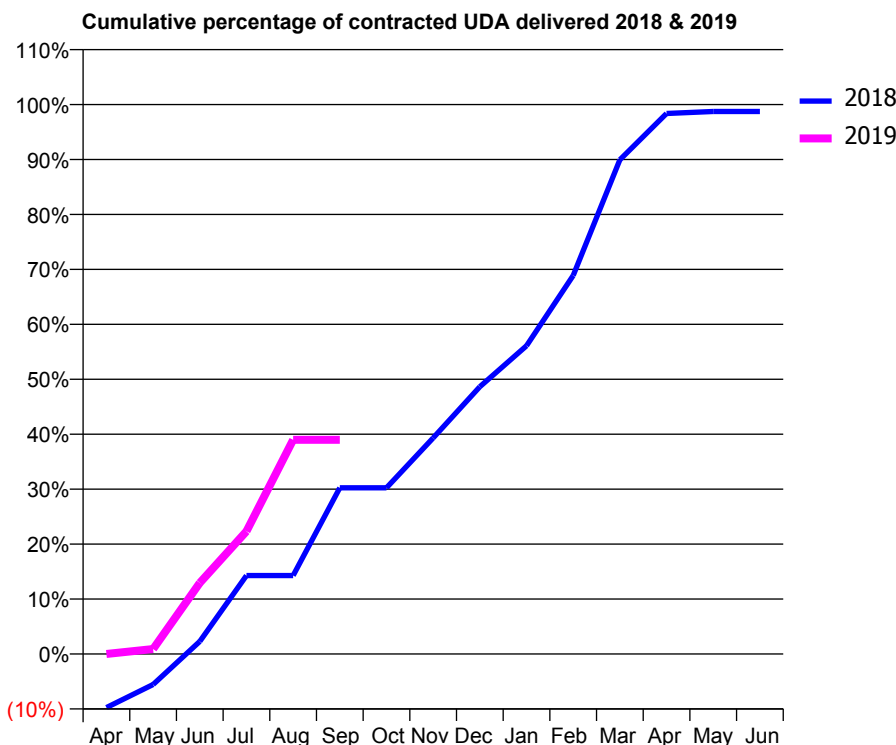
18/19 Contracted general activity (UDA)	6,000
Carry forward general activity (UDA)	0
18/19 Contracted orthodontic activity (UOA)	0
Carry forward orthodontic activity (UOA)	0
Baseline contract value	£173,651.23

ACCESS*

Patients seen in 24 months	Total	Change since previous quarter
Quarter ending September 2017	1,736	
Quarter ending December 2017	1,694	↓
Quarter ending March 2018	1,768	↑
Quarter ending June 2018	1,760	→
Quarter ending September 2018	1,789	→
Variance since September 2017	3.1%	↑



ACTIVITY



Month	Adjusted Scheduled Activity (UDA)	
	2018	2019
April	-663	0
May	-378	55
June	155	777
July	968	1,340
August	968	2,339
September	2,051	2,339
October	2,051	
November	2,666	
December	3,298	
January	3,804	
February	4,671	
March	6,100	
April	6,670	
May	6,695	
June	6,695	

QUALITY

	Quantity	Base Number	Contract	AT	Region	England
% of FP17s for the same patient ID Re-attending within 3 months - Children	77	811	9.5%	10.1%	12.2%	11.6%
% of FP17s for the same patient ID Re-attending within 3 months - Adults	74	566	13.1%	13.7%	15.8%	15.5%
% of FP17s for the same patient ID Re-attending between 3 & 9 months - Children	575	811	70.9%	61.7%	60.3%	58.8%
% of FP17s for the same patient ID Re-attending between 3 & 9 months - Adults	416	566	73.5%	55.5%	53.5%	51.1%
% of FP17s for Band 1 Urgent Courses	79	1,101	7.2%	8.2%	9.1%	9.0%
% of FP17s Relating to Free Repair or Replacements	6	1,101	0.5%	0.8%	1.0%	0.8%
% of FP17s Relating to Continuations	10	1,101	0.9%	1.0%	1.0%	0.9%
% of Patients satisfied with the dentistry they have received	0	0	N/A	92.3%	93.6%	93.3%
% of Patients satisfied with the time they had to wait for an appointment	0	0	N/A	88.3%	89.8%	88.9%

* This is based on patients treated on this contract for their most recent course of treatment. Figures in italics indicate the base number of FP17s or Patient Questionnaire responses are less than 100. N/A is shown where the base number of responses is less than 10 during the period. % is calculated as Quantity/Base number*100

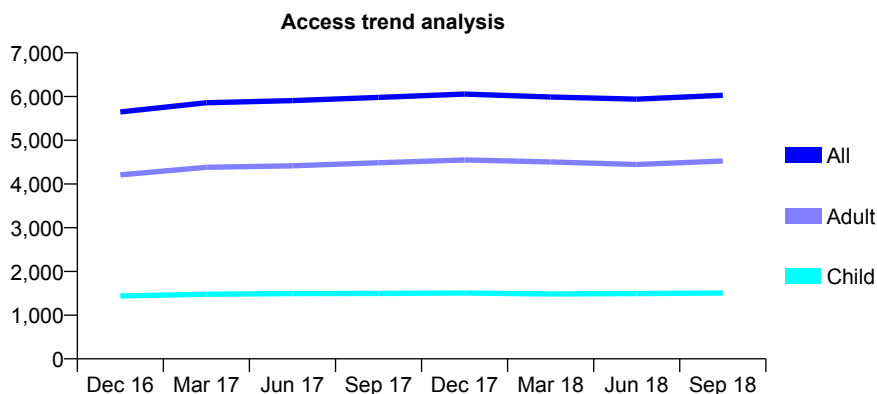
Q52 - Vital Signs At a Glance Contract Report for 138924/0001 - September 2018

Name or company name	Clayton Dental Practice Ltd
Contract type name	PDS Contract
Purpose of contract	General
Contract start date	01/01/2012
Contract end date	31/12/2021

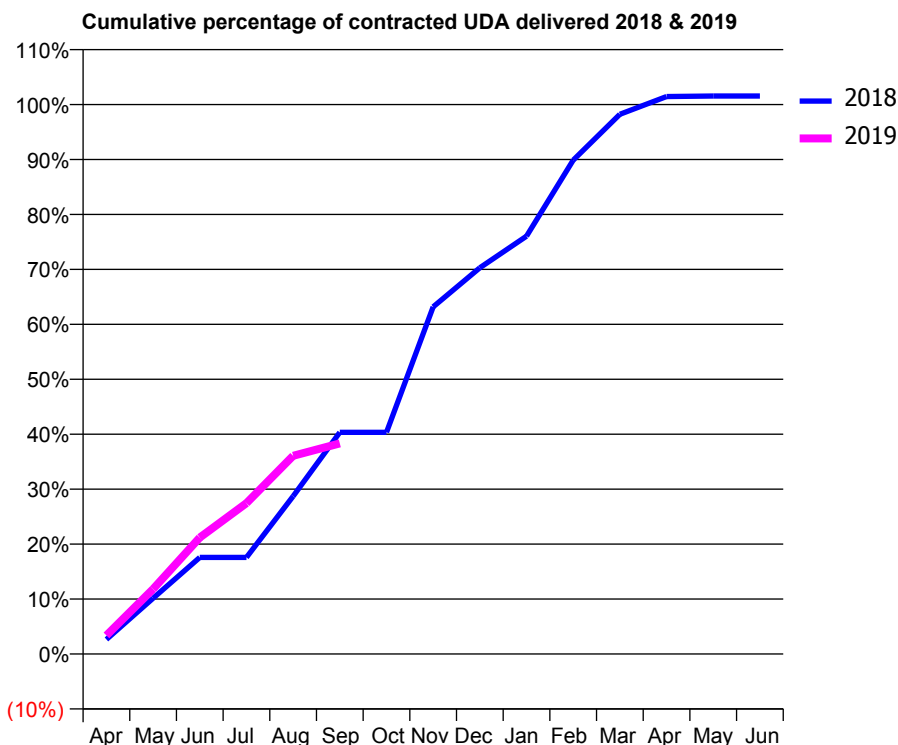
18/19 Contracted general activity (UDA)	15,103
Carry forward general activity (UDA)	0
18/19 Contracted orthodontic activity (UOA)	0
Carry forward orthodontic activity (UOA)	0
Baseline contract value	£476,604.23

ACCESS*

Patients seen in 24 months	Total	Change since previous quarter
Quarter ending September 2017	5,981	
Quarter ending December 2017	6,056	→
Quarter ending March 2018	5,988	↓
Quarter ending June 2018	5,940	→
Quarter ending September 2018	6,029	→
Variance since September 2017	0.8%	→



ACTIVITY



Month	Adjusted Scheduled Activity (UDA)	
	2018	2019
April	402	510
May	1,534	1,788
June	2,656	3,200
July	2,656	4,147
August	4,338	5,447
September	6,092	5,789
October	6,092	
November	9,542	
December	10,615	
January	11,486	
February	13,573	
March	14,835	
April	15,321	
May	15,337	
June	15,336	

QUALITY

	Quantity	Base Number	Contract	AT	Region	England
% of FP17s for the same patient ID Re-attending within 3 months - Children	71	897	7.9%	10.1%	12.2%	11.6%
% of FP17s for the same patient ID Re-attending within 3 months - Adults	281	2,223	12.6%	13.7%	15.8%	15.5%
% of FP17s for the same patient ID Re-attending between 3 & 9 months - Children	498	897	55.5%	61.7%	60.3%	58.8%
% of FP17s for the same patient ID Re-attending between 3 & 9 months - Adults	1,007	2,223	45.3%	55.5%	53.5%	51.1%
% of FP17s for Band 1 Urgent Courses	128	2,872	4.5%	8.2%	9.1%	9.0%
% of FP17s Relating to Free Repair or Replacements	54	2,872	1.9%	0.8%	1.0%	0.8%
% of FP17s Relating to Continuations	20	2,872	0.7%	1.0%	1.0%	0.9%
% of Patients satisfied with the dentistry they have received	3	3	N/A	92.3%	93.6%	93.3%
% of Patients satisfied with the time they had to wait for an appointment	3	3	N/A	88.3%	89.8%	88.9%

* This is based on patients treated on this contract for their most recent course of treatment. Figures in italics indicate the base number of FP17s or Patient Questionnaire responses are less than 100. N/A is shown where the base number of responses is less than 10 during the period. % is calculated as Quantity/Base number*100

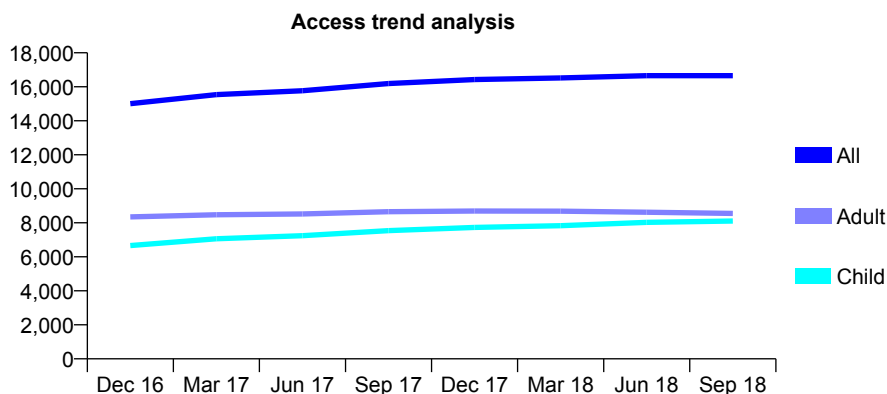
Q52 - Vital Signs At a Glance Contract Report for 139599/0001 - September 2018

Name or company name	Allerton Dental Limited
Contract type name	GDS Contract
Purpose of contract	General
Contract start date	01/08/2014
Contract end date	

18/19 Contracted general activity (UDA)	43,917
Carry forward general activity (UDA)	0
18/19 Contracted orthodontic activity (UOA)	0
Carry forward orthodontic activity (UOA)	0
Baseline contract value	£1,172,977.69

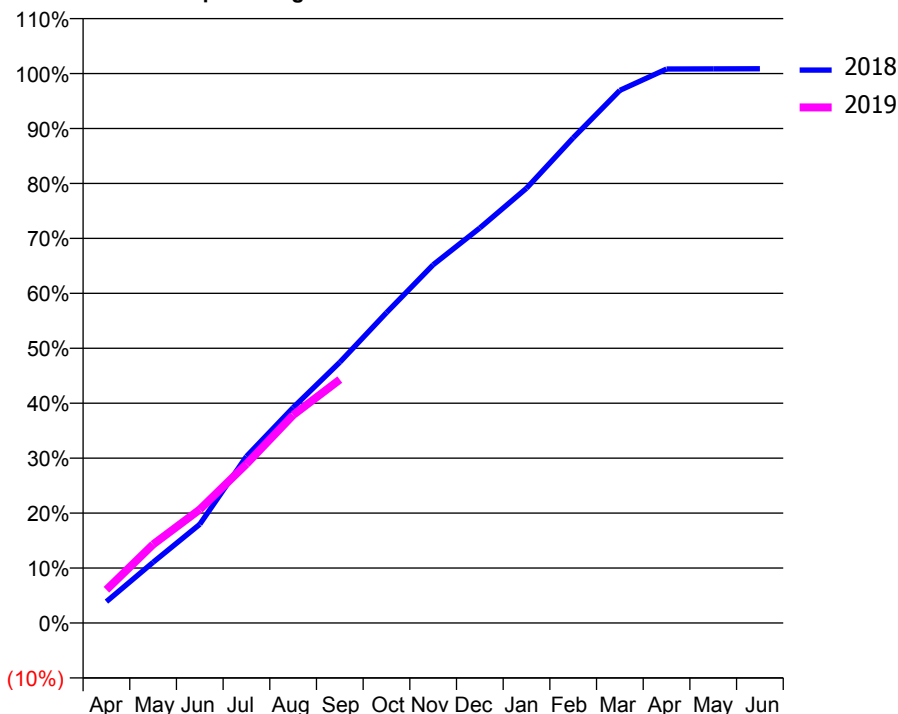
ACCESS*

Patients seen in 24 months	Total	Change since previous quarter
Quarter ending September 2017	16,192	
Quarter ending December 2017	16,427	→
Quarter ending March 2018	16,519	→
Quarter ending June 2018	16,653	→
Quarter ending September 2018	16,656	→
Variance since September 2017	2.9%	↑



ACTIVITY

Cumulative percentage of contracted UDA delivered 2018 & 2019



Month	Adjusted Scheduled Activity (UDA)	
	2018	2019
April	1,733	2,657
May	4,921	6,287
June	8,002	9,073
July	13,505	12,713
August	17,456	16,617
September	21,131	19,454
October	25,156	
November	29,034	
December	32,011	
January	35,239	
February	39,318	
March	43,171	
April	44,898	
May	44,909	
June	44,914	

QUALITY

	Quantity	Base Number	Contract	AT	Region	England
% of FP17s for the same patient ID Re-attending within 3 months - Children	437	6,014	7.3%	10.1%	12.2%	11.6%
% of FP17s for the same patient ID Re-attending within 3 months - Adults	606	5,442	11.1%	13.7%	15.8%	15.5%
% of FP17s for the same patient ID Re-attending between 3 & 9 months - Children	3,470	6,014	57.7%	61.7%	60.3%	58.8%
% of FP17s for the same patient ID Re-attending between 3 & 9 months - Adults	3,449	5,442	63.4%	55.5%	53.5%	51.1%
% of FP17s for Band 1 Urgent Courses	578	10,573	5.5%	8.2%	9.1%	9.0%
% of FP17s Relating to Free Repair or Replacements	60	10,573	0.6%	0.8%	1.0%	0.8%
% of FP17s Relating to Continuations	24	10,573	0.2%	1.0%	1.0%	0.9%
% of Patients satisfied with the dentistry they have received	11	11	100.0%	92.3%	93.6%	93.3%
% of Patients satisfied with the time they had to wait for an appointment	10	11	90.9%	88.3%	89.8%	88.9%

* This is based on patients treated on this contract for their most recent course of treatment. Figures in italics indicate the base number of FP17s or Patient Questionnaire responses are less than 100. N/A is shown where the base number of responses is less than 10 during the period. % is calculated as Quantity/Base number*100

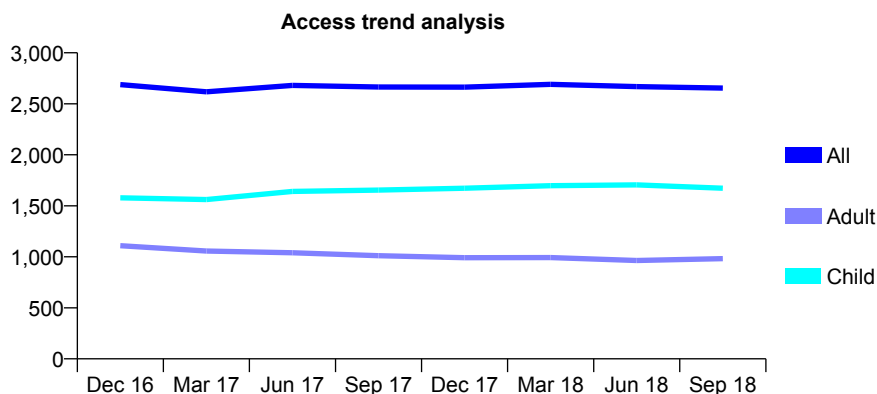
Q52 - Vital Signs At a Glance Contract Report for 140155/0001 - September 2018

Name or company name	S & S Care Limited
Contract type name	GDS Contract
Purpose of contract	General
Contract start date	01/11/2009
Contract end date	

18/19 Contracted general activity (UDA)	6,546
Carry forward general activity (UDA)	0
18/19 Contracted orthodontic activity (UOA)	0
Carry forward orthodontic activity (UOA)	0
Baseline contract value	£247,803.82

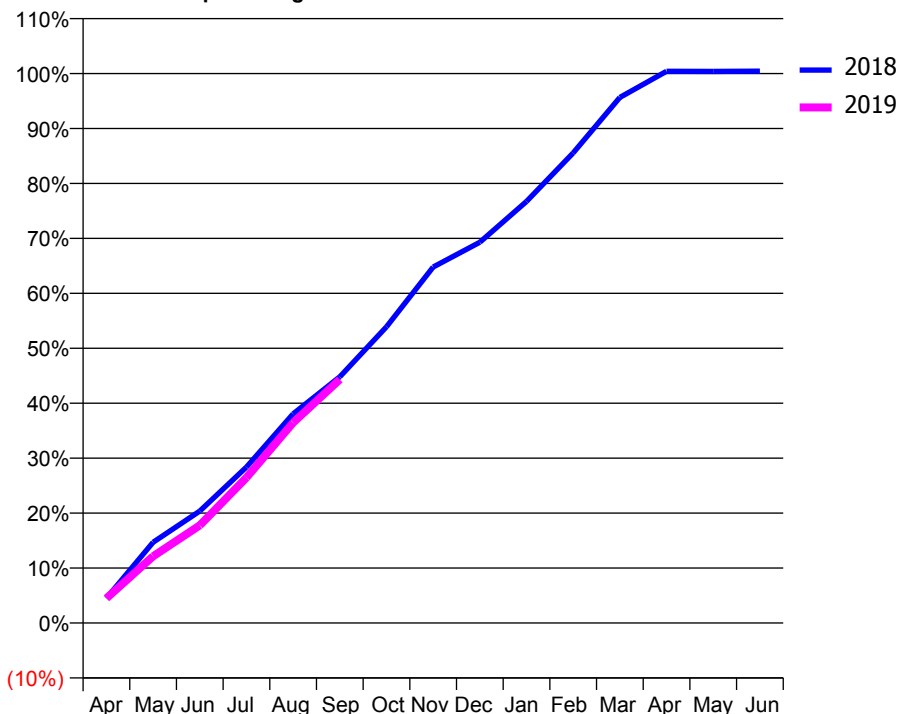
ACCESS*

Patients seen in 24 months	Total	Change since previous quarter
Quarter ending September 2017	2,665	
Quarter ending December 2017	2,663	→
Quarter ending March 2018	2,691	→
Quarter ending June 2018	2,669	→
Quarter ending September 2018	2,654	→
Variance since September 2017	(0.4%)	→



ACTIVITY

Cumulative percentage of contracted UDA delivered 2018 & 2019



Month	Adjusted Scheduled Activity (UDA)	
	2018	2019
April	296	295
May	963	794
June	1,334	1,164
July	1,858	1,732
August	2,492	2,387
September	2,934	2,901
October	3,529	
November	4,241	
December	4,536	
January	5,022	
February	5,600	
March	6,261	
April	6,572	
May	6,571	
June	6,574	

QUALITY

	Quantity	Base Number	Contract	AT	Region	England
% of FP17s for the same patient ID Re-attending within 3 months - Children	169	1,621	10.4%	10.1%	12.2%	11.6%
% of FP17s for the same patient ID Re-attending within 3 months - Adults	31	450	6.9%	13.7%	15.8%	15.5%
% of FP17s for the same patient ID Re-attending between 3 & 9 months - Children	1,125	1,621	69.4%	61.7%	60.3%	58.8%
% of FP17s for the same patient ID Re-attending between 3 & 9 months - Adults	276	450	61.3%	55.5%	53.5%	51.1%
% of FP17s for Band 1 Urgent Courses	71	1,882	3.8%	8.2%	9.1%	9.0%
% of FP17s Relating to Free Repair or Replacements	1	1,882	0.1%	0.8%	1.0%	0.8%
% of FP17s Relating to Continuations	0	1,882	0.0%	1.0%	1.0%	0.9%
% of Patients satisfied with the dentistry they have received	0	0	N/A	92.3%	93.6%	93.3%
% of Patients satisfied with the time they had to wait for an appointment	0	0	N/A	88.3%	89.8%	88.9%

* This is based on patients treated on this contract for their most recent course of treatment. Figures in italics indicate the base number of FP17s or Patient Questionnaire responses are less than 100. N/A is shown where the base number of responses is less than 10 during the period. % is calculated as Quantity/Base number*100

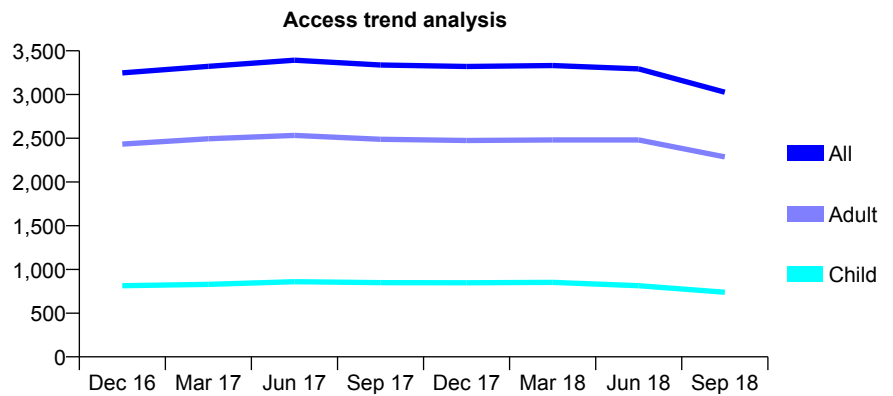
Q52 - Vital Signs At a Glance Contract Report for 140686/0001 - September 2018

Name or company name	C.J. Harker & Associates Ltd
Contract type name	GDS Contract
Purpose of contract	General
Contract start date	01/05/2008
Contract end date	

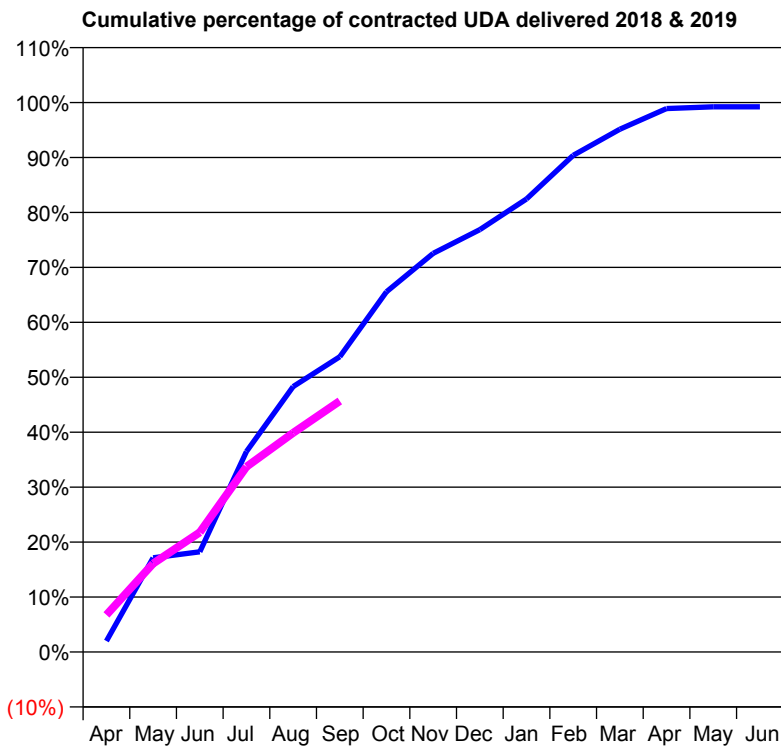
18/19 Contracted general activity (UDA)	7,582
Carry forward general activity (UDA)	0
18/19 Contracted orthodontic activity (UOA)	0
Carry forward orthodontic activity (UOA)	0
Baseline contract value	£190,274.52

ACCESS*

Patients seen in 24 months	Total	Change since previous quarter
Quarter ending September 2017	3,337	
Quarter ending December 2017	3,321	→
Quarter ending March 2018	3,332	→
Quarter ending June 2018	3,294	↓
Quarter ending September 2018	3,026	↓
Variance since September 2017	(9.3%)	↓



ACTIVITY



Adjusted Scheduled Activity (UDA)		
Month	2018	2019
April	152	512
May	1,300	1,220
June	1,382	1,652
July	2,767	2,557
August	3,663	3,023
September	4,075	3,464
October	4,970	
November	5,500	
December	5,828	
January	6,252	
February	6,852	
March	7,213	
April	7,498	
May	7,522	
June	7,522	

QUALITY

	Quantity	Base Number	Contract	AT	Region	England
% of FP17s for the same patient ID Re-attending within 3 months - Children	24	578	4.2%	10.1%	12.2%	11.6%
% of FP17s for the same patient ID Re-attending within 3 months - Adults	127	1,556	8.2%	13.7%	15.8%	15.5%
% of FP17s for the same patient ID Re-attending between 3 & 9 months - Children	349	578	60.4%	61.7%	60.3%	58.8%
% of FP17s for the same patient ID Re-attending between 3 & 9 months - Adults	499	1,556	32.1%	55.5%	53.5%	51.1%
% of FP17s for Band 1 Urgent Courses	121	1,928	6.3%	8.2%	9.1%	9.0%
% of FP17s Relating to Free Repair or Replacements	7	1,928	0.4%	0.8%	1.0%	0.8%
% of FP17s Relating to Continuations	25	1,928	1.3%	1.0%	1.0%	0.9%
% of Patients satisfied with the dentistry they have received	2	2	N/A	92.3%	93.6%	93.3%
% of Patients satisfied with the time they had to wait for an appointment	2	2	N/A	88.3%	89.8%	88.9%

* This is based on patients treated on this contract for their most recent course of treatment. Figures in italics indicate the base number of FP17s or Patient Questionnaire responses are less than 100. N/A is shown where the base number of responses is less than 10 during the period. % is calculated as Quantity/Base number*100

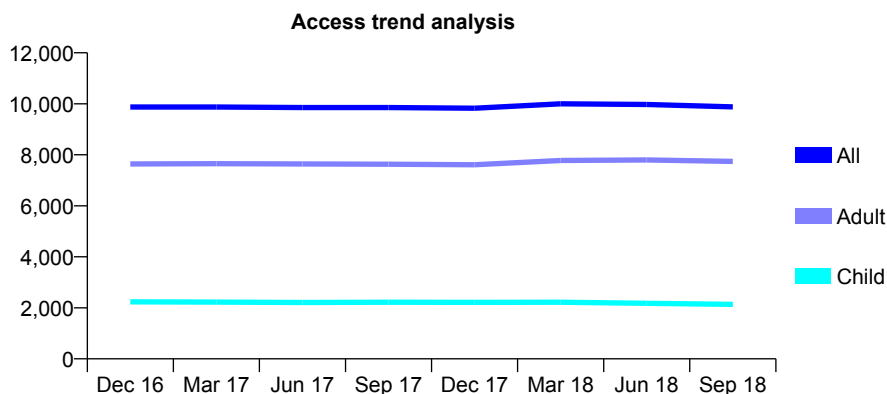
Q52 - Vital Signs At a Glance Contract Report for 140686/0002 - September 2018

Name or company name	C.J. Harker & Associates Ltd
Contract type name	GDS Contract
Purpose of contract	General
Contract start date	01/05/2008
Contract end date	

18/19 Contracted general activity (UDA)	24,843
Carry forward general activity (UDA)	0
18/19 Contracted orthodontic activity (UOA)	0
Carry forward orthodontic activity (UOA)	0
Baseline contract value	£695,554.18

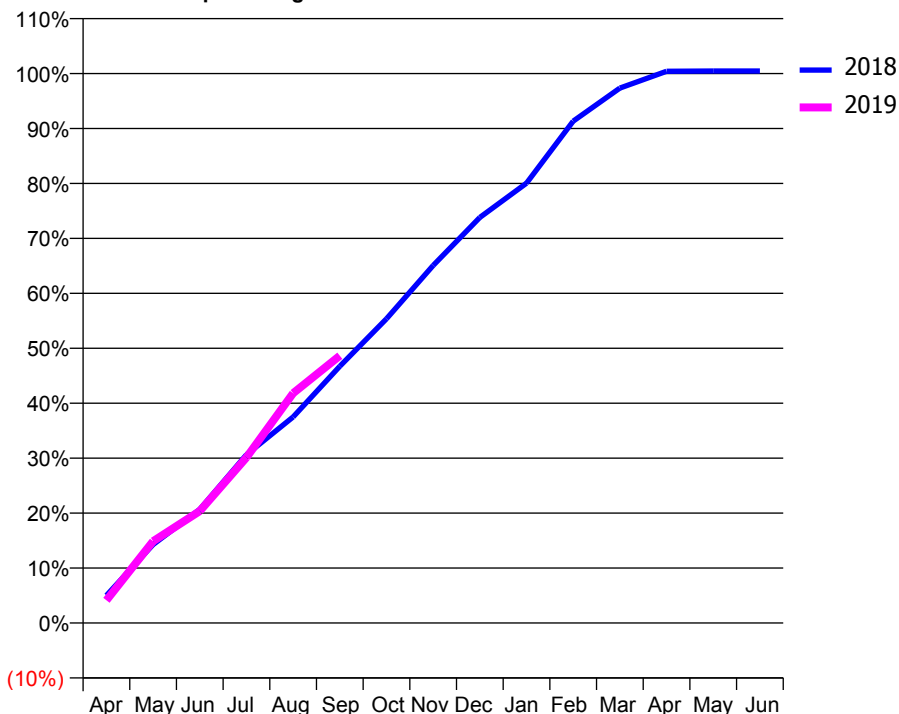
ACCESS*

Patients seen in 24 months	Total	Change since previous quarter
Quarter ending September 2017	9,855	
Quarter ending December 2017	9,826	→
Quarter ending March 2018	10,000	→
Quarter ending June 2018	9,976	→
Quarter ending September 2018	9,879	→
Variance since September 2017	0.2%	→



ACTIVITY

Cumulative percentage of contracted UDA delivered 2018 & 2019



Month	Adjusted Scheduled Activity (UDA)	
	2018	2019
April	1,247	1,027
May	3,547	3,700
June	5,142	5,064
July	7,613	7,485
August	9,314	10,393
September	11,607	12,083
October	13,754	
November	16,166	
December	18,334	
January	19,884	
February	22,691	
March	24,186	
April	24,945	
May	24,956	
June	24,955	

QUALITY

	Quantity	Base Number	Contract	AT	Region	England
% of FP17s for the same patient ID Re-attending within 3 months - Children	88	1,781	4.9%	10.1%	12.2%	11.6%
% of FP17s for the same patient ID Re-attending within 3 months - Adults	566	5,577	10.1%	13.7%	15.8%	15.5%
% of FP17s for the same patient ID Re-attending between 3 & 9 months - Children	1,189	1,781	66.8%	61.7%	60.3%	58.8%
% of FP17s for the same patient ID Re-attending between 3 & 9 months - Adults	2,571	5,577	46.1%	55.5%	53.5%	51.1%
% of FP17s for Band 1 Urgent Courses	476	6,849	6.9%	8.2%	9.1%	9.0%
% of FP17s Relating to Free Repair or Replacements	34	6,849	0.5%	0.8%	1.0%	0.8%
% of FP17s Relating to Continuations	79	6,849	1.2%	1.0%	1.0%	0.9%
% of Patients satisfied with the dentistry they have received	2	2	N/A	92.3%	93.6%	93.3%
% of Patients satisfied with the time they had to wait for an appointment	2	2	N/A	88.3%	89.8%	88.9%

* This is based on patients treated on this contract for their most recent course of treatment. Figures in italics indicate the base number of FP17s or Patient Questionnaire responses are less than 100. N/A is shown where the base number of responses is less than 10 during the period. % is calculated as Quantity/Base number*100

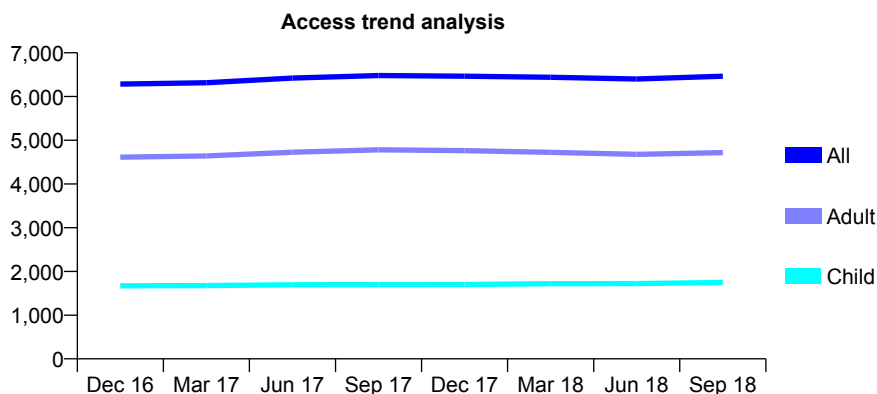
Q52 - Vital Signs At a Glance Contract Report for 141976/0001 - September 2018

Name or company name	Dalton Dental Care
Contract type name	GDS Contract
Purpose of contract	General
Contract start date	01/05/2008
Contract end date	

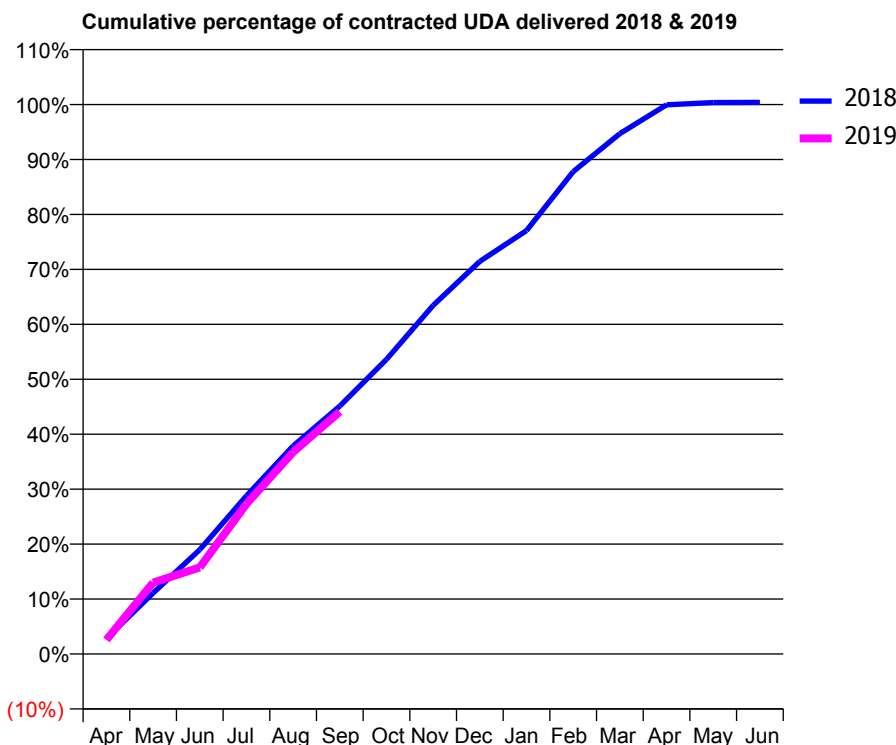
18/19 Contracted general activity (UDA)	18,170
Carry forward general activity (UDA)	0
18/19 Contracted orthodontic activity (UOA)	0
Carry forward orthodontic activity (UOA)	0
Baseline contract value	£558,959.99

ACCESS*

Patients seen in 24 months	Total	Change since previous quarter
Quarter ending September 2017	6,479	
Quarter ending December 2017	6,465	→
Quarter ending March 2018	6,440	→
Quarter ending June 2018	6,401	→
Quarter ending September 2018	6,464	→
Variance since September 2017	(0.2%)	→



ACTIVITY



Month	Adjusted Scheduled Activity (UDA)	
	2018	2019
April	514	470
May	2,018	2,362
June	3,451	2,866
July	5,232	4,963
August	6,882	6,676
September	8,200	8,013
October	9,741	
November	11,528	
December	12,983	
January	14,003	
February	15,950	
March	17,209	
April	18,162	
May	18,235	
June	18,238	

QUALITY

	Quantity	Base Number	Contract	AT	Region	England
% of FP17s for the same patient ID Re-attending within 3 months - Children	100	1,290	7.8%	10.1%	12.2%	11.6%
% of FP17s for the same patient ID Re-attending within 3 months - Adults	448	3,458	13.0%	13.7%	15.8%	15.5%
% of FP17s for the same patient ID Re-attending between 3 & 9 months - Children	762	1,290	59.1%	61.7%	60.3%	58.8%
% of FP17s for the same patient ID Re-attending between 3 & 9 months - Adults	2,066	3,458	59.7%	55.5%	53.5%	51.1%
% of FP17s for Band 1 Urgent Courses	258	4,210	6.1%	8.2%	9.1%	9.0%
% of FP17s Relating to Free Repair or Replacements	26	4,210	0.6%	0.8%	1.0%	0.8%
% of FP17s Relating to Continuations	61	4,210	1.4%	1.0%	1.0%	0.9%
% of Patients satisfied with the dentistry they have received	2	2	N/A	92.3%	93.6%	93.3%
% of Patients satisfied with the time they had to wait for an appointment	2	2	N/A	88.3%	89.8%	88.9%

* This is based on patients treated on this contract for their most recent course of treatment. Figures in italics indicate the base number of FP17s or Patient Questionnaire responses are less than 100. N/A is shown where the base number of responses is less than 10 during the period. % is calculated as Quantity/Base number*100

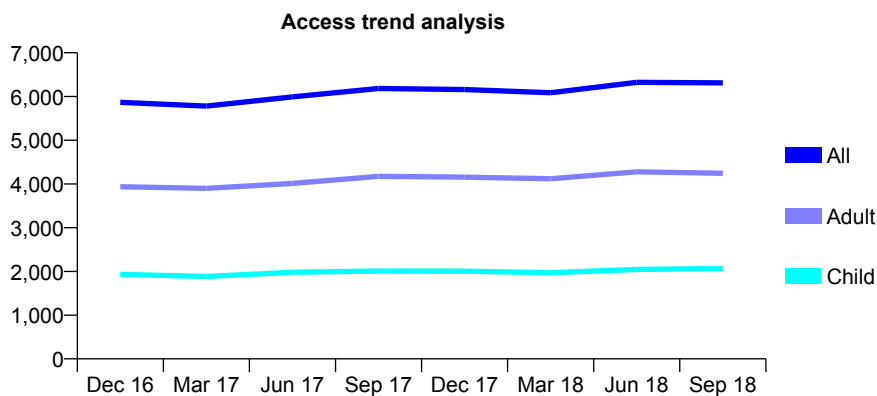
Q52 - Vital Signs At a Glance Contract Report for 143170/0001 - September 2018

Name or company name	Joe Kelly & Associates Ltd
Contract type name	GDS Contract
Purpose of contract	General and Orthodontic
Contract start date	01/11/2011
Contract end date	

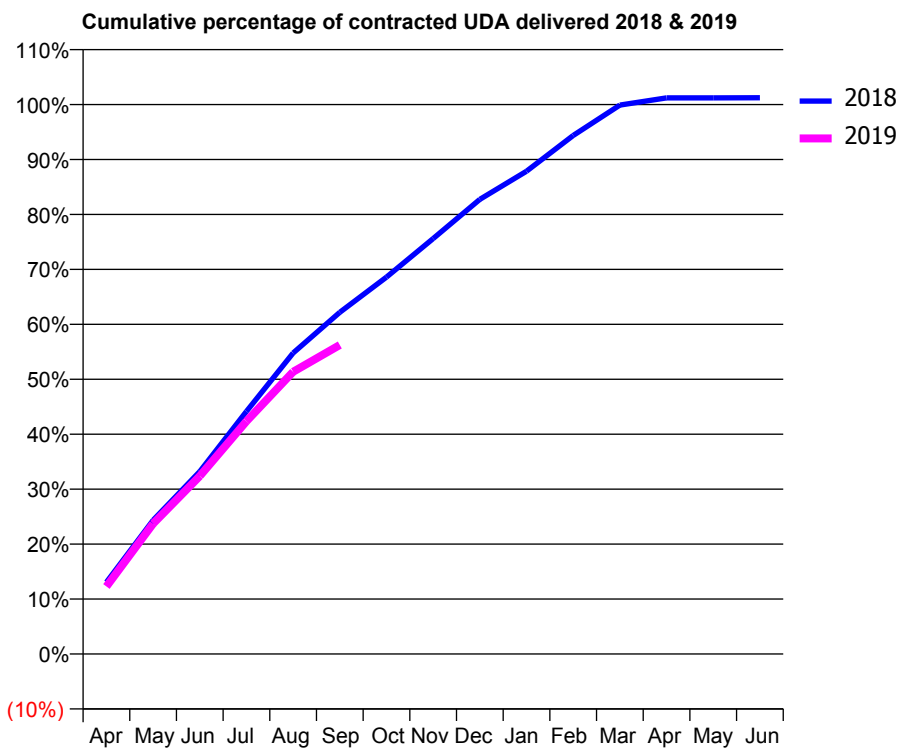
18/19 Contracted general activity (UDA)	13,120
Carry forward general activity (UDA)	0
18/19 Contracted orthodontic activity (UOA)	880
Carry forward orthodontic activity (UOA)	0
Baseline contract value	£469,399.60

ACCESS*

Patients seen in 24 months	Total	Change since previous quarter
Quarter ending September 2017	6,185	
Quarter ending December 2017	6,161	→
Quarter ending March 2018	6,088	↓
Quarter ending June 2018	6,323	↑
Quarter ending September 2018	6,311	→
Variance since September 2017	2.0%	↑



ACTIVITY



Month	Adjusted Scheduled Activity (UDA)	
	2018	2019
April	1,716	1,612
May	3,195	3,111
June	4,356	4,247
July	5,793	5,558
August	7,189	6,740
September	8,158	7,377
October	9,000	
November	9,919	
December	10,855	
January	11,527	
February	12,381	
March	13,106	
April	13,278	
May	13,279	
June	13,282	

QUALITY

	Quantity	Base Number	Contract	AT	Region	England
% of FP17s for the same patient ID Re-attending within 3 months - Children	154	1,839	8.4%	10.1%	12.2%	11.6%
% of FP17s for the same patient ID Re-attending within 3 months - Adults	298	2,624	11.4%	13.7%	15.8%	15.5%
% of FP17s for the same patient ID Re-attending between 3 & 9 months - Children	1,004	1,839	54.6%	61.7%	60.3%	58.8%
% of FP17s for the same patient ID Re-attending between 3 & 9 months - Adults	977	2,624	37.2%	55.5%	53.5%	51.1%
% of FP17s for Band 1 Urgent Courses	162	4,305	3.8%	8.2%	9.1%	9.0%
% of FP17s Relating to Free Repair or Replacements	2	4,305	0.0%	0.8%	1.0%	0.8%
% of FP17s Relating to Continuations	19	4,305	0.4%	1.0%	1.0%	0.9%
% of Patients satisfied with the dentistry they have received	3	3	N/A	92.3%	93.6%	93.3%
% of Patients satisfied with the time they had to wait for an appointment	3	3	N/A	88.3%	89.8%	88.9%

* This is based on patients treated on this contract for their most recent course of treatment. Figures in italics indicate the base number of FP17s or Patient Questionnaire responses are less than 100. N/A is shown where the base number of responses is less than 10 during the period. % is calculated as Quantity/Base number*100

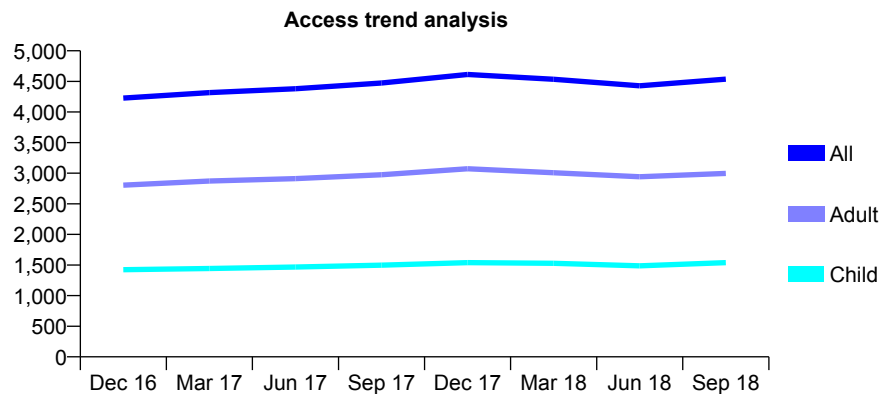
Q52 - Vital Signs At a Glance Contract Report for 143839/0001 - September 2018

Name or company name	Belle Isle Family Dental Practice
Contract type name	GDS Contract
Purpose of contract	General and Orthodontic
Contract start date	01/12/2014
Contract end date	

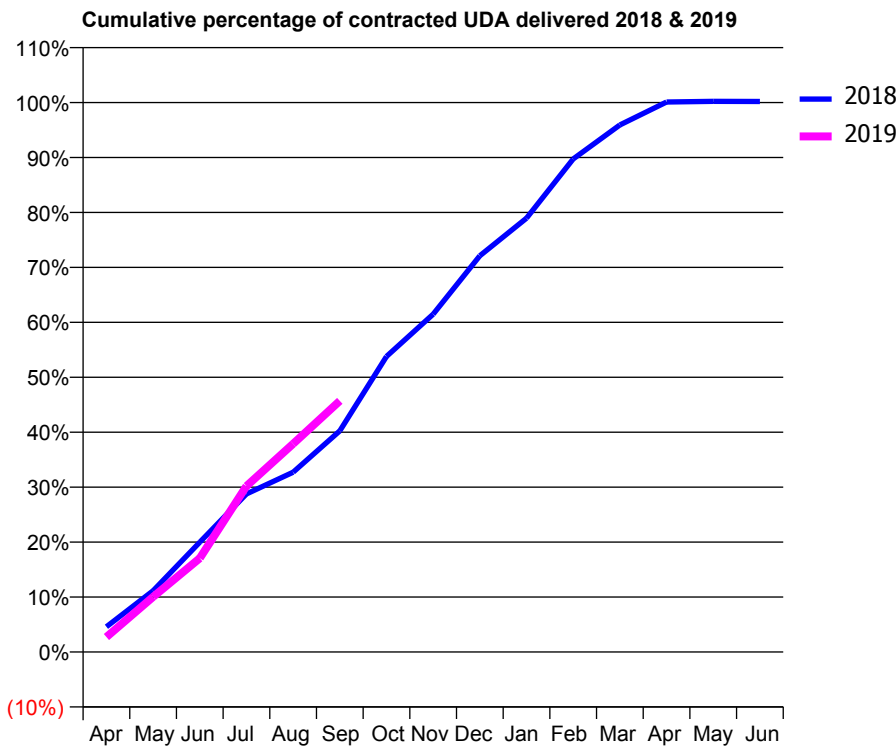
18/19 Contracted general activity (UDA)	14,200
Carry forward general activity (UDA)	0
18/19 Contracted orthodontic activity (UOA)	694
Carry forward orthodontic activity (UOA)	0
Baseline contract value	£435,346.35

ACCESS*

Patients seen in 24 months	Total	Change since previous quarter
Quarter ending September 2017	4,473	
Quarter ending December 2017	4,614	↑
Quarter ending March 2018	4,535	↓
Quarter ending June 2018	4,428	↓
Quarter ending September 2018	4,536	↑
Variance since September 2017	1.4%	→



ACTIVITY



Month	Adjusted Scheduled Activity (UDA)	
	2018	2019
April	653	388
May	1,584	1,424
June	2,839	2,424
July	4,085	4,289
August	4,646	5,380
September	5,716	6,491
October	7,637	
November	8,729	
December	10,238	
January	11,210	
February	12,740	
March	13,619	
April	14,212	
May	14,231	
June	14,228	

QUALITY

	Quantity	Base Number	Contract	AT	Region	England
% of FP17s for the same patient ID Re-attending within 3 months - Children	97	1,159	8.4%	10.1%	12.2%	11.6%
% of FP17s for the same patient ID Re-attending within 3 months - Adults	210	1,970	10.7%	13.7%	15.8%	15.5%
% of FP17s for the same patient ID Re-attending between 3 & 9 months - Children	671	1,159	57.9%	61.7%	60.3%	58.8%
% of FP17s for the same patient ID Re-attending between 3 & 9 months - Adults	1,081	1,970	54.9%	55.5%	53.5%	51.1%
% of FP17s for Band 1 Urgent Courses	149	2,803	5.3%	8.2%	9.1%	9.0%
% of FP17s Relating to Free Repair or Replacements	19	2,803	0.7%	0.8%	1.0%	0.8%
% of FP17s Relating to Continuations	12	2,803	0.4%	1.0%	1.0%	0.9%
% of Patients satisfied with the dentistry they have received	1	1	N/A	92.3%	93.6%	93.3%
% of Patients satisfied with the time they had to wait for an appointment	1	1	N/A	88.3%	89.8%	88.9%

* This is based on patients treated on this contract for their most recent course of treatment. Figures in italics indicate the base number of FP17s or Patient Questionnaire responses are less than 100. N/A is shown where the base number of responses is less than 10 during the period. % is calculated as Quantity/Base number*100

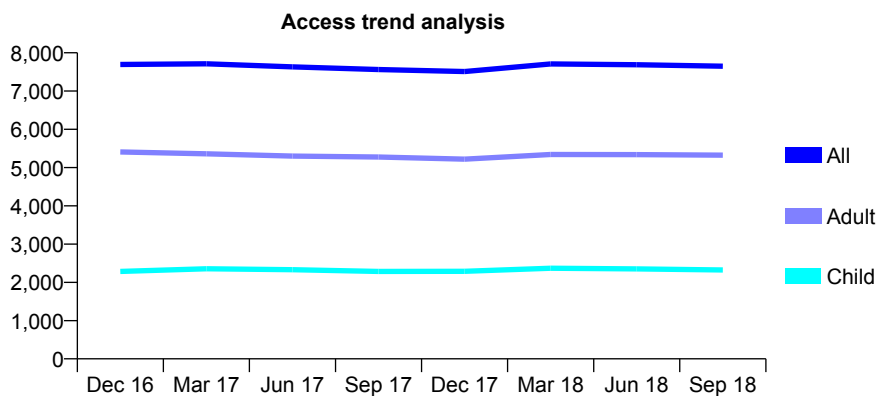
Q52 - Vital Signs At a Glance Contract Report for 144983/0001 - September 2018

Name or company name	Hick Lane Dental Surgery Ltd.
Contract type name	GDS Contract
Purpose of contract	General
Contract start date	01/10/2008
Contract end date	

18/19 Contracted general activity (UDA)	22,549
Carry forward general activity (UDA)	0
18/19 Contracted orthodontic activity (UOA)	0
Carry forward orthodontic activity (UOA)	0
Baseline contract value	£685,538.24

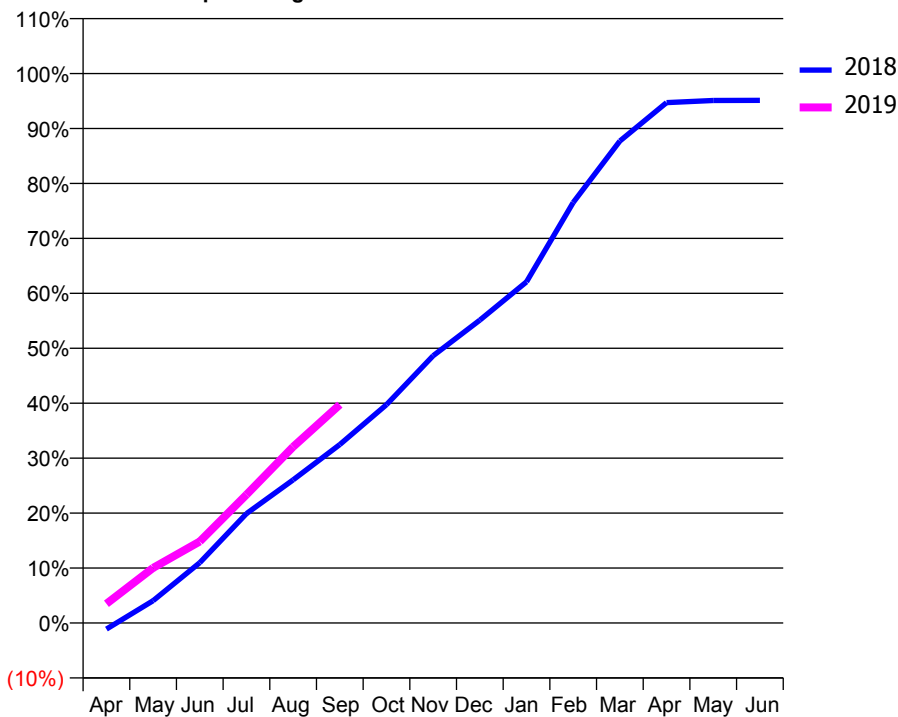
ACCESS*

Patients seen in 24 months	Total	Change since previous quarter
Quarter ending September 2017	7,561	
Quarter ending December 2017	7,510	→
Quarter ending March 2018	7,710	↑
Quarter ending June 2018	7,689	→
Quarter ending September 2018	7,648	→
Variance since September 2017	1.2%	→



ACTIVITY

Cumulative percentage of contracted UDA delivered 2018 & 2019



Month	Adjusted Scheduled Activity (UDA)	
	2018	2019
April	-256	789
May	919	2,261
June	2,476	3,345
July	4,491	5,265
August	5,876	7,233
September	7,322	8,959
October	8,961	
November	10,968	
December	12,432	
January	13,998	
February	17,258	
March	19,780	
April	21,352	
May	21,440	
June	21,446	

QUALITY

	Quantity	Base Number	Contract	AT	Region	England
% of FP17s for the same patient ID Re-attending within 3 months - Children	105	1,754	6.0%	10.1%	12.2%	11.6%
% of FP17s for the same patient ID Re-attending within 3 months - Adults	464	3,842	12.1%	13.7%	15.8%	15.5%
% of FP17s for the same patient ID Re-attending between 3 & 9 months - Children	1,144	1,754	65.2%	61.7%	60.3%	58.8%
% of FP17s for the same patient ID Re-attending between 3 & 9 months - Adults	2,440	3,842	63.5%	55.5%	53.5%	51.1%
% of FP17s for Band 1 Urgent Courses	472	4,991	9.5%	8.2%	9.1%	9.0%
% of FP17s Relating to Free Repair or Replacements	72	4,991	1.4%	0.8%	1.0%	0.8%
% of FP17s Relating to Continuations	54	4,991	1.1%	1.0%	1.0%	0.9%
% of Patients satisfied with the dentistry they have received	1	2	N/A	92.3%	93.6%	93.3%
% of Patients satisfied with the time they had to wait for an appointment	2	2	N/A	88.3%	89.8%	88.9%

* This is based on patients treated on this contract for their most recent course of treatment. Figures in italics indicate the base number of FP17s or Patient Questionnaire responses are less than 100. N/A is shown where the base number of responses is less than 10 during the period. % is calculated as Quantity/Base number*100

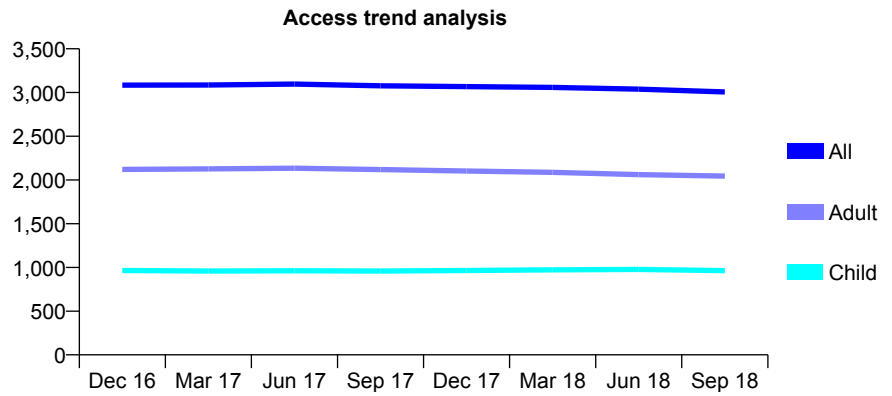
Q52 - Vital Signs At a Glance Contract Report for 145203/0001 - September 2018

Name or company name	Ross Dental Surgeons Ltd
Contract type name	GDS Contract
Purpose of contract	General
Contract start date	01/11/2008
Contract end date	

18/19 Contracted general activity (UDA)	6,100
Carry forward general activity (UDA)	0
18/19 Contracted orthodontic activity (UOA)	0
Carry forward orthodontic activity (UOA)	0
Baseline contract value	£160,664.95

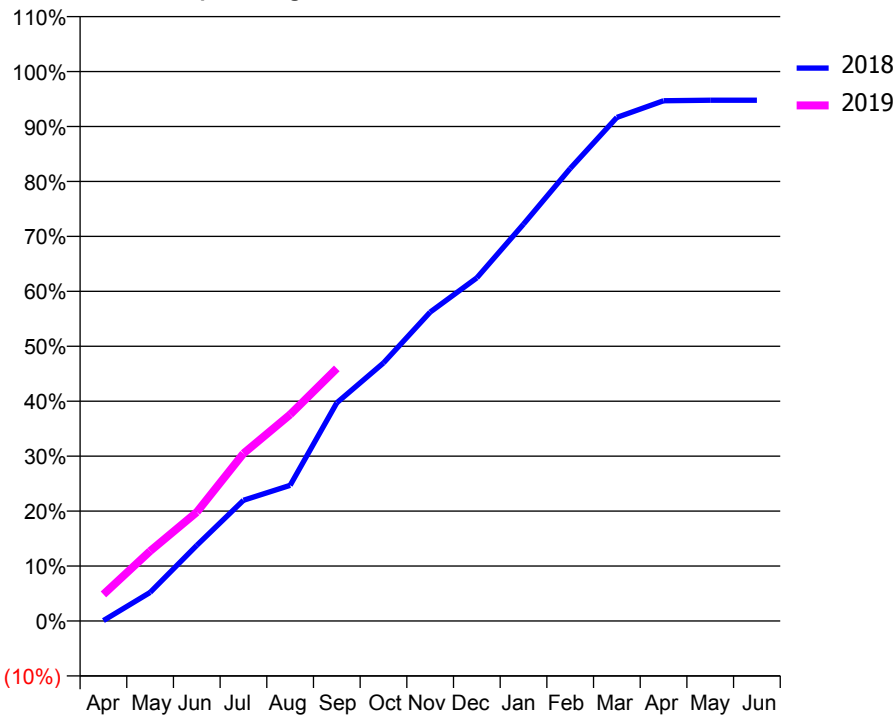
ACCESS*

Patients seen in 24 months	Total	Change since previous quarter
Quarter ending September 2017	3,077	
Quarter ending December 2017	3,067	→
Quarter ending March 2018	3,059	→
Quarter ending June 2018	3,038	→
Quarter ending September 2018	3,007	↓
Variance since September 2017	(2.3%)	↓



ACTIVITY

Cumulative percentage of contracted UDA delivered 2018 & 2019



Adjusted Scheduled Activity (UDA)		
Month	2018	2019
April	5	295
May	318	777
June	839	1,209
July	1,340	1,860
August	1,506	2,292
September	2,422	2,805
October	2,866	
November	3,428	
December	3,809	
January	4,405	
February	5,023	
March	5,591	
April	5,776	
May	5,782	
June	5,782	

QUALITY

	Quantity	Base Number	Contract	AT	Region	England
% of FP17s for the same patient ID Re-attending within 3 months - Children	56	875	6.4%	10.1%	12.2%	11.6%
% of FP17s for the same patient ID Re-attending within 3 months - Adults	151	1,609	9.4%	13.7%	15.8%	15.5%
% of FP17s for the same patient ID Re-attending between 3 & 9 months - Children	685	875	78.3%	61.7%	60.3%	58.8%
% of FP17s for the same patient ID Re-attending between 3 & 9 months - Adults	1,093	1,609	67.9%	55.5%	53.5%	51.1%
% of FP17s for Band 1 Urgent Courses	68	1,901	3.6%	8.2%	9.1%	9.0%
% of FP17s Relating to Free Repair or Replacements	6	1,901	0.3%	0.8%	1.0%	0.8%
% of FP17s Relating to Continuations	7	1,901	0.4%	1.0%	1.0%	0.9%
% of Patients satisfied with the dentistry they have received	2	2	N/A	92.3%	93.6%	93.3%
% of Patients satisfied with the time they had to wait for an appointment	2	2	N/A	88.3%	89.8%	88.9%

* This is based on patients treated on this contract for their most recent course of treatment. Figures in italics indicate the base number of FP17s or Patient Questionnaire responses are less than 100. N/A is shown where the base number of responses is less than 10 during the period. % is calculated as Quantity/Base number*100

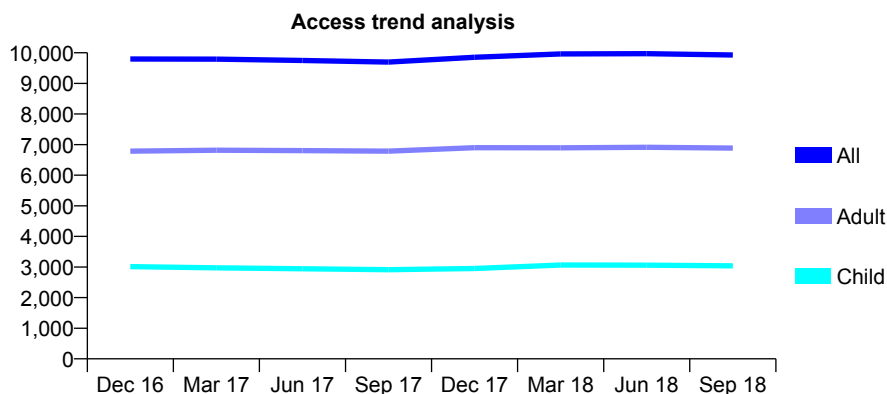
Q52 - Vital Signs At a Glance Contract Report for 145211/0001 - September 2018

Name or company name	Shaw & Associates Dental Surgeons Ltd
Contract type name	GDS Contract
Purpose of contract	General
Contract start date	01/04/2010
Contract end date	

18/19 Contracted general activity (UDA)	31,000
Carry forward general activity (UDA)	0
18/19 Contracted orthodontic activity (UOA)	0
Carry forward orthodontic activity (UOA)	0
Baseline contract value	£1,016,673.18

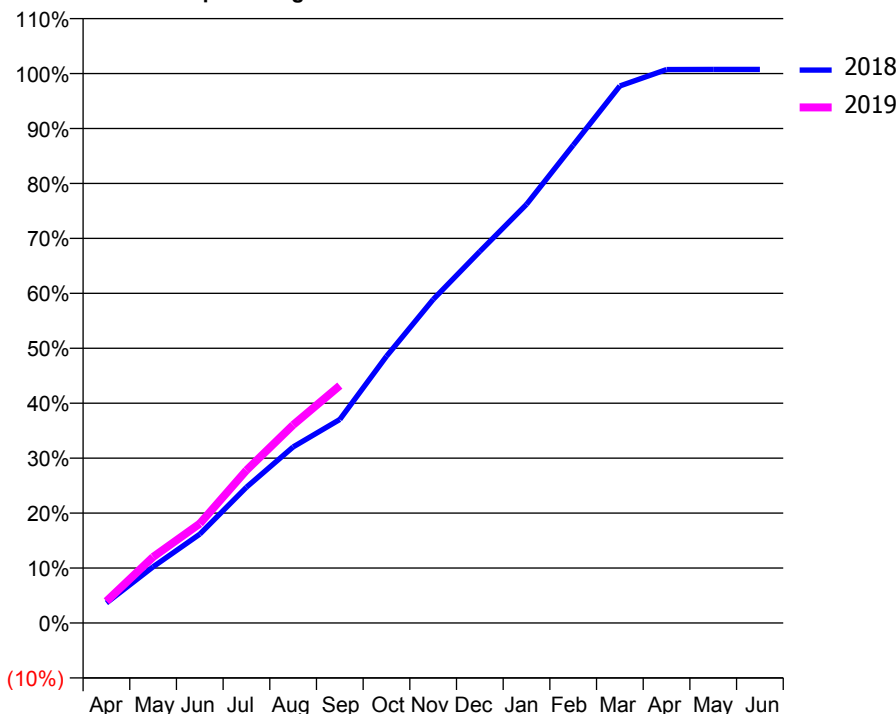
ACCESS*

Patients seen in 24 months	Total	Change since previous quarter
Quarter ending September 2017	9,697	
Quarter ending December 2017	9,852	→
Quarter ending March 2018	9,963	→
Quarter ending June 2018	9,973	→
Quarter ending September 2018	9,928	→
Variance since September 2017	2.4%	↑



ACTIVITY

Cumulative percentage of contracted UDA delivered 2018 & 2019



Month	Adjusted Scheduled Activity (UDA)	
	2018	2019
April	1,131	1,234
May	3,171	3,725
June	5,013	5,612
July	7,661	8,616
August	9,933	11,179
September	11,487	13,397
October	15,051	
November	18,252	
December	20,962	
January	23,619	
February	26,960	
March	30,300	
April	31,223	
May	31,227	
June	31,227	

QUALITY

	Quantity	Base Number	Contract	AT	Region	England
% of FP17s for the same patient ID Re-attending within 3 months - Children	264	2,787	9.5%	10.1%	12.2%	11.6%
% of FP17s for the same patient ID Re-attending within 3 months - Adults	629	5,862	10.7%	13.7%	15.8%	15.5%
% of FP17s for the same patient ID Re-attending between 3 & 9 months - Children	1,946	2,787	69.8%	61.7%	60.3%	58.8%
% of FP17s for the same patient ID Re-attending between 3 & 9 months - Adults	4,247	5,862	72.4%	55.5%	53.5%	51.1%
% of FP17s for Band 1 Urgent Courses	394	8,142	4.8%	8.2%	9.1%	9.0%
% of FP17s Relating to Free Repair or Replacements	74	8,142	0.9%	0.8%	1.0%	0.8%
% of FP17s Relating to Continuations	66	8,142	0.8%	1.0%	1.0%	0.9%
% of Patients satisfied with the dentistry they have received	5	5	N/A	92.3%	93.6%	93.3%
% of Patients satisfied with the time they had to wait for an appointment	5	5	N/A	88.3%	89.8%	88.9%

* This is based on patients treated on this contract for their most recent course of treatment. Figures in italics indicate the base number of FP17s or Patient Questionnaire responses are less than 100. N/A is shown where the base number of responses is less than 10 during the period. % is calculated as Quantity/Base number*100

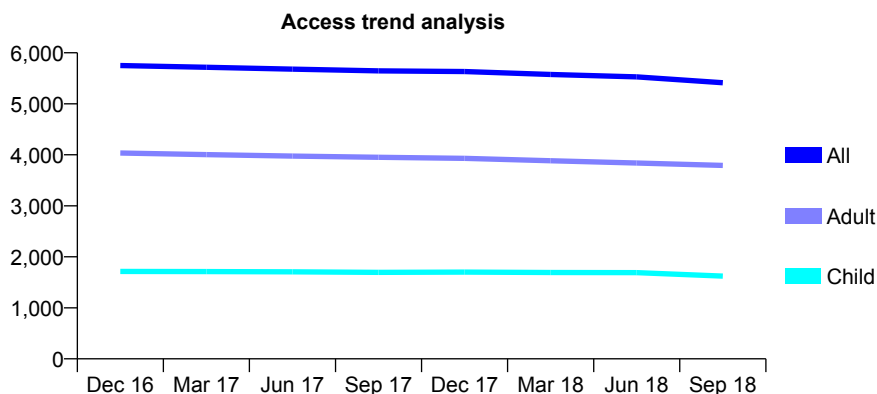
Q52 - Vital Signs At a Glance Contract Report for 145211/0002 - September 2018

Name or company name	Shaw & Associates Dental Surgeons Ltd
Contract type name	GDS Contract
Purpose of contract	General
Contract start date	09/08/2010
Contract end date	

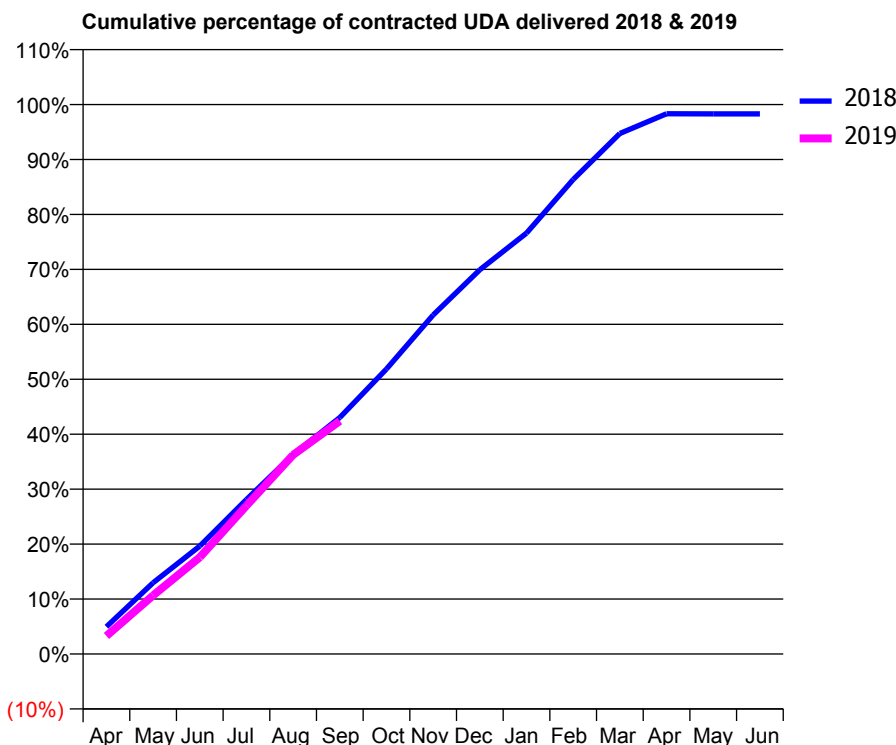
18/19 Contracted general activity (UDA)	19,532
Carry forward general activity (UDA)	0
18/19 Contracted orthodontic activity (UOA)	0
Carry forward orthodontic activity (UOA)	0
Baseline contract value	£507,101.25

ACCESS*

Patients seen in 24 months	Total	Change since previous quarter
Quarter ending September 2017	5,646	
Quarter ending December 2017	5,632	→
Quarter ending March 2018	5,576	→
Quarter ending June 2018	5,528	→
Quarter ending September 2018	5,414	↓
Variance since September 2017	(4.1%)	↓



ACTIVITY



Month	Adjusted Scheduled Activity (UDA)	
	2018	2019
April	971	640
May	2,534	2,083
June	3,838	3,441
July	5,491	5,273
August	7,094	7,077
September	8,404	8,285
October	10,134	
November	12,051	
December	13,658	
January	14,961	
February	16,865	
March	18,501	
April	19,204	
May	19,200	
June	19,200	

QUALITY

	Quantity	Base Number	Contract	AT	Region	England
% of FP17s for the same patient ID Re-attending within 3 months - Children	166	1,341	12.4%	10.1%	12.2%	11.6%
% of FP17s for the same patient ID Re-attending within 3 months - Adults	362	3,034	11.9%	13.7%	15.8%	15.5%
% of FP17s for the same patient ID Re-attending between 3 & 9 months - Children	865	1,341	64.5%	61.7%	60.3%	58.8%
% of FP17s for the same patient ID Re-attending between 3 & 9 months - Adults	2,003	3,034	66.0%	55.5%	53.5%	51.1%
% of FP17s for Band 1 Urgent Courses	180	3,998	4.5%	8.2%	9.1%	9.0%
% of FP17s Relating to Free Repair or Replacements	35	3,998	0.9%	0.8%	1.0%	0.8%
% of FP17s Relating to Continuations	34	3,998	0.9%	1.0%	1.0%	0.9%
% of Patients satisfied with the dentistry they have received	2	2	N/A	92.3%	93.6%	93.3%
% of Patients satisfied with the time they had to wait for an appointment	2	2	N/A	88.3%	89.8%	88.9%

* This is based on patients treated on this contract for their most recent course of treatment. Figures in italics indicate the base number of FP17s or Patient Questionnaire responses are less than 100. N/A is shown where the base number of responses is less than 10 during the period. % is calculated as Quantity/Base number*100

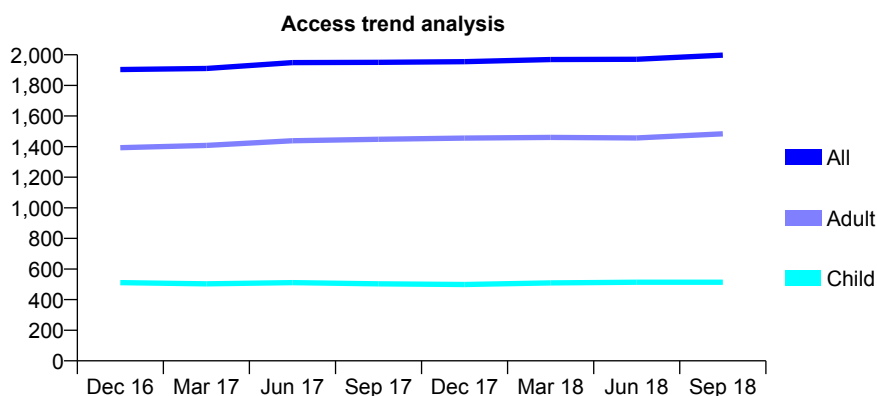
Q52 - Vital Signs At a Glance Contract Report for 145823/0001 - September 2018

Name or company name	Newsome Practice limited
Contract type name	GDS Contract
Purpose of contract	General
Contract start date	07/03/2012
Contract end date	

18/19 Contracted general activity (UDA)	7,162
Carry forward general activity (UDA)	0
18/19 Contracted orthodontic activity (UOA)	0
Carry forward orthodontic activity (UOA)	0
Baseline contract value	£192,311.09

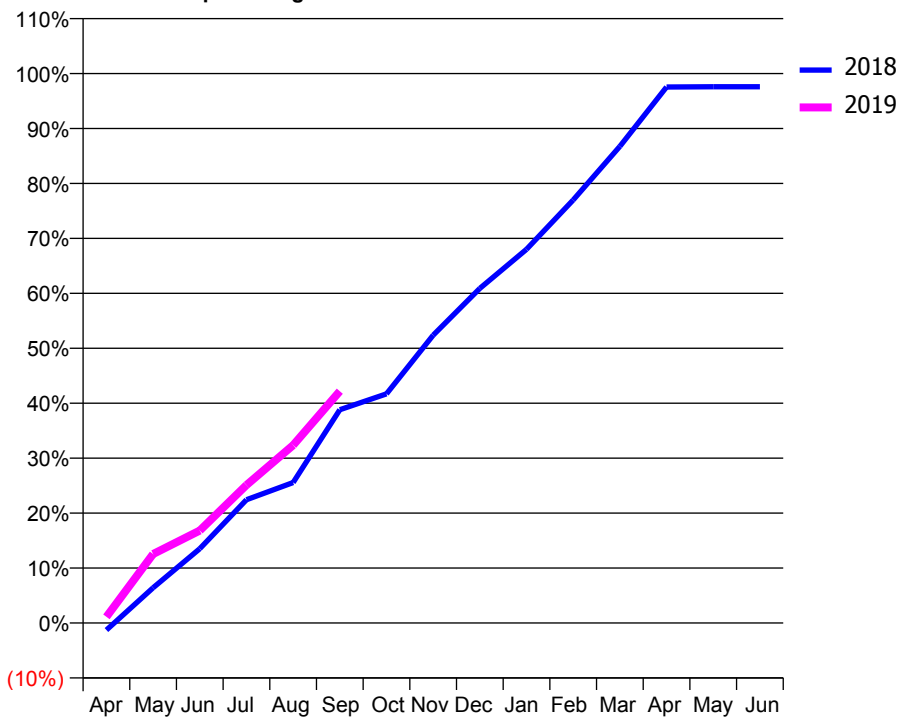
ACCESS*

Patients seen in 24 months	Total	Change since previous quarter
Quarter ending September 2017	1,951	
Quarter ending December 2017	1,955	→
Quarter ending March 2018	1,969	→
Quarter ending June 2018	1,971	→
Quarter ending September 2018	1,998	→
Variance since September 2017	2.4%	↑



ACTIVITY

Cumulative percentage of contracted UDA delivered 2018 & 2019



Adjusted Scheduled Activity (UDA)

Month	2018	2019
April	-93	80
May	459	899
June	970	1,205
July	1,606	1,798
August	1,832	2,318
September	2,780	3,021
October	2,987	
November	3,752	
December	4,361	
January	4,871	
February	5,514	
March	6,212	
April	6,986	
May	6,990	
June	6,990	

QUALITY

	Quantity	Base Number	Contract	AT	Region	England
% of FP17s for the same patient ID Re-attending within 3 months - Children	30	471	6.4%	10.1%	12.2%	11.6%
% of FP17s for the same patient ID Re-attending within 3 months - Adults	178	1,343	13.3%	13.7%	15.8%	15.5%
% of FP17s for the same patient ID Re-attending between 3 & 9 months - Children	322	471	68.4%	61.7%	60.3%	58.8%
% of FP17s for the same patient ID Re-attending between 3 & 9 months - Adults	852	1,343	63.4%	55.5%	53.5%	51.1%
% of FP17s for Band 1 Urgent Courses	60	1,496	4.0%	8.2%	9.1%	9.0%
% of FP17s Relating to Free Repair or Replacements	23	1,496	1.5%	0.8%	1.0%	0.8%
% of FP17s Relating to Continuations	12	1,496	0.8%	1.0%	1.0%	0.9%
% of Patients satisfied with the dentistry they have received	1	1	N/A	92.3%	93.6%	93.3%
% of Patients satisfied with the time they had to wait for an appointment	1	1	N/A	88.3%	89.8%	88.9%

* This is based on patients treated on this contract for their most recent course of treatment. Figures in italics indicate the base number of FP17s or Patient Questionnaire responses are less than 100. N/A is shown where the base number of responses is less than 10 during the period. % is calculated as Quantity/Base number*100

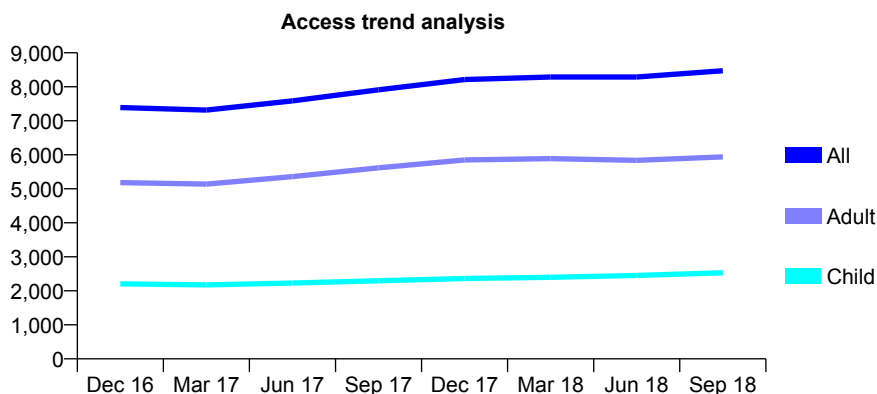
Q52 - Vital Signs At a Glance Contract Report for 148156/0002 - September 2018

Name or company name	Premier Dental Limited
Contract type name	GDS Contract
Purpose of contract	General
Contract start date	01/12/2008
Contract end date	

18/19 Contracted general activity (UDA)	22,574
Carry forward general activity (UDA)	0
18/19 Contracted orthodontic activity (UOA)	0
Carry forward orthodontic activity (UOA)	0
Baseline contract value	£687,045.26

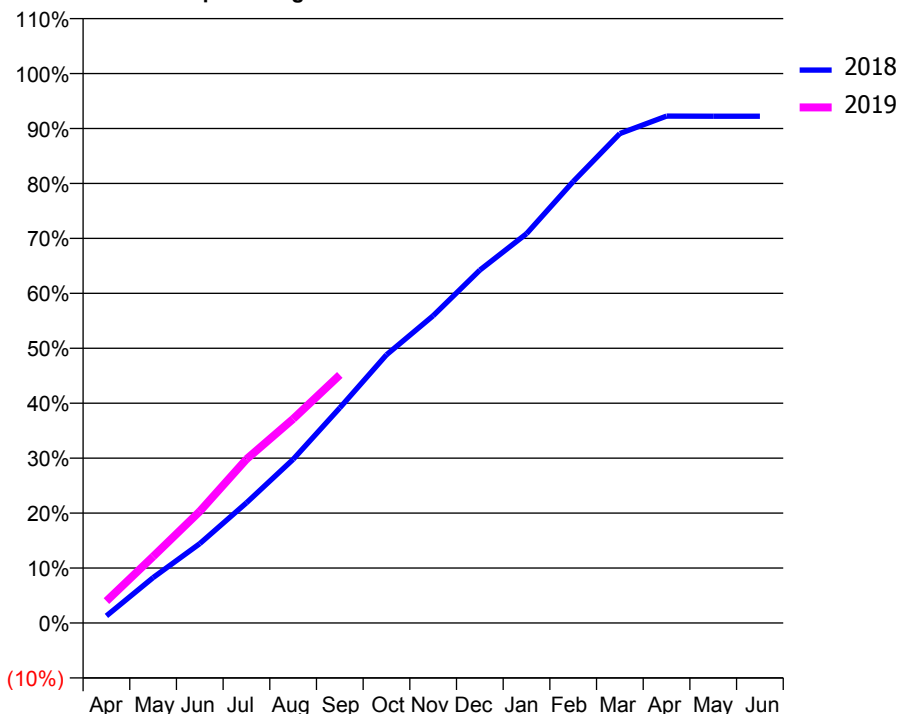
ACCESS*

Patients seen in 24 months	Total	Change since previous quarter
Quarter ending September 2017	7,912	
Quarter ending December 2017	8,212	↑
Quarter ending March 2018	8,289	→
Quarter ending June 2018	8,289	→
Quarter ending September 2018	8,471	↑
Variance since September 2017	7.1%	↑



ACTIVITY

Cumulative percentage of contracted UDA delivered 2018 & 2019



Adjusted Scheduled Activity (UDA)

Month	2018	2019
April	294	900
May	1,863	2,730
June	3,264	4,589
July	4,938	6,727
August	6,725	8,382
September	8,837	10,189
October	11,017	
November	12,623	
December	14,497	
January	15,996	
February	18,136	
March	20,106	
April	20,824	
May	20,820	
June	20,817	

QUALITY

	Quantity	Base Number	Contract	AT	Region	England
% of FP17s for the same patient ID Re-attending within 3 months - Children	81	1,770	4.6%	10.1%	12.2%	11.6%
% of FP17s for the same patient ID Re-attending within 3 months - Adults	288	3,315	8.7%	13.7%	15.8%	15.5%
% of FP17s for the same patient ID Re-attending between 3 & 9 months - Children	981	1,770	55.4%	61.7%	60.3%	58.8%
% of FP17s for the same patient ID Re-attending between 3 & 9 months - Adults	1,766	3,315	53.3%	55.5%	53.5%	51.1%
% of FP17s for Band 1 Urgent Courses	191	4,824	4.0%	8.2%	9.1%	9.0%
% of FP17s Relating to Free Repair or Replacements	12	4,824	0.2%	0.8%	1.0%	0.8%
% of FP17s Relating to Continuations	63	4,824	1.3%	1.0%	1.0%	0.9%
% of Patients satisfied with the dentistry they have received	2	2	N/A	92.3%	93.6%	93.3%
% of Patients satisfied with the time they had to wait for an appointment	2	2	N/A	88.3%	89.8%	88.9%

* This is based on patients treated on this contract for their most recent course of treatment. Figures in italics indicate the base number of FP17s or Patient Questionnaire responses are less than 100. N/A is shown where the base number of responses is less than 10 during the period. % is calculated as Quantity/Base number*100

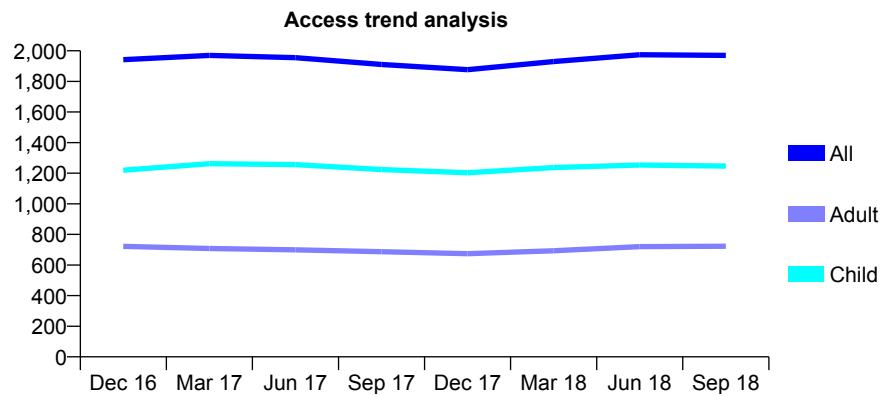
Q52 - Vital Signs At a Glance Contract Report for 149888/0001 - September 2018

Name or company name	CVDC Ltd
Contract type name	GDS Contract
Purpose of contract	General
Contract start date	01/12/2014
Contract end date	

18/19 Contracted general activity (UDA)	5,000
Carry forward general activity (UDA)	0
18/19 Contracted orthodontic activity (UOA)	0
Carry forward orthodontic activity (UOA)	0
Baseline contract value	£117,704.09

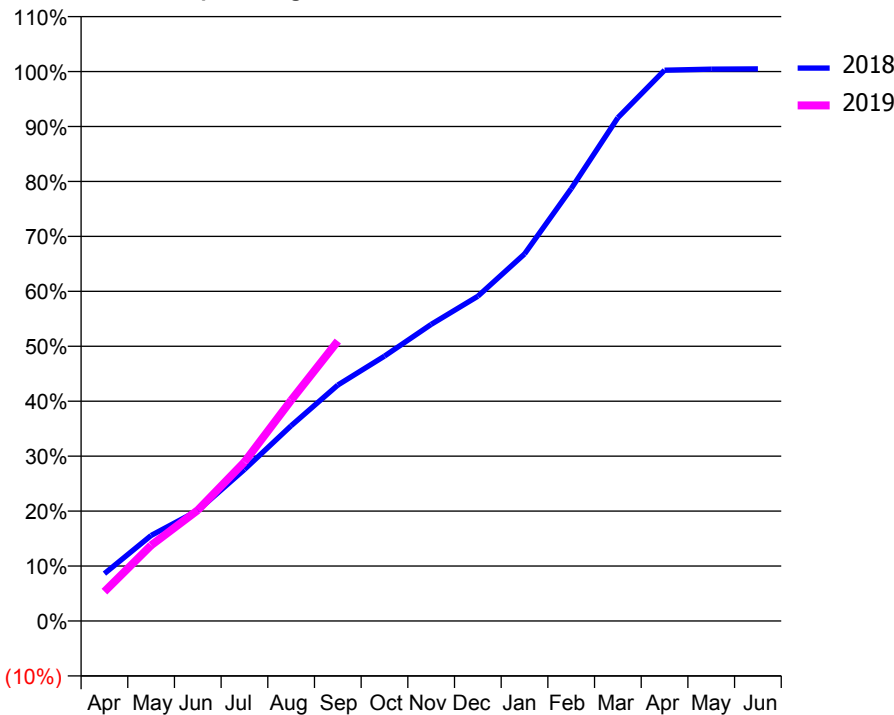
ACCESS*

Patients seen in 24 months	Total	Change since previous quarter
Quarter ending September 2017	1,911	
Quarter ending December 2017	1,877	↓
Quarter ending March 2018	1,930	↑
Quarter ending June 2018	1,974	↑
Quarter ending September 2018	1,970	→
Variance since September 2017	3.1%	↑



ACTIVITY

Cumulative percentage of contracted UDA delivered 2018 & 2019



Adjusted Scheduled Activity (UDA)		
Month	2018	2019
April	431	268
May	779	689
June	1,005	1,009
July	1,379	1,447
August	1,776	2,009
September	2,147	2,547
October	2,410	
November	2,700	
December	2,955	
January	3,340	
February	3,934	
March	4,580	
April	5,012	
May	5,022	
June	5,024	

QUALITY

	Quantity	Base Number	Contract	AT	Region	England
% of FP17s for the same patient ID Re-attending within 3 months - Children	80	1,055	7.6%	10.1%	12.2%	11.6%
% of FP17s for the same patient ID Re-attending within 3 months - Adults	87	507	17.2%	13.7%	15.8%	15.5%
% of FP17s for the same patient ID Re-attending between 3 & 9 months - Children	689	1,055	65.3%	61.7%	60.3%	58.8%
% of FP17s for the same patient ID Re-attending between 3 & 9 months - Adults	255	507	50.3%	55.5%	53.5%	51.1%
% of FP17s for Band 1 Urgent Courses	55	1,408	3.9%	8.2%	9.1%	9.0%
% of FP17s Relating to Free Repair or Replacements	1	1,408	0.1%	0.8%	1.0%	0.8%
% of FP17s Relating to Continuations	0	1,408	0.0%	1.0%	1.0%	0.9%
% of Patients satisfied with the dentistry they have received	0	0	N/A	92.3%	93.6%	93.3%
% of Patients satisfied with the time they had to wait for an appointment	0	0	N/A	88.3%	89.8%	88.9%

* This is based on patients treated on this contract for their most recent course of treatment. Figures in italics indicate the base number of FP17s or Patient Questionnaire responses are less than 100. N/A is shown where the base number of responses is less than 10 during the period. % is calculated as Quantity/Base number*100

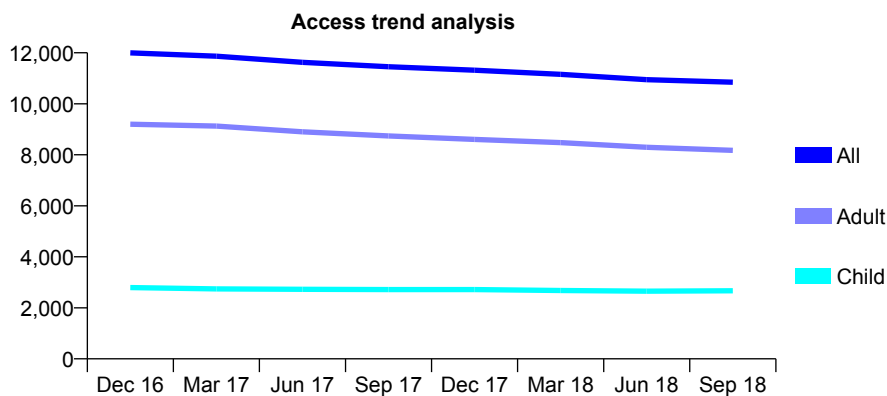
Q52 - Vital Signs At a Glance Contract Report for 151181/0001 - September 2018

Name or company name	Jackro Healthcare Services Ltd
Contract type name	GDS Contract
Purpose of contract	General
Contract start date	01/03/2008
Contract end date	

18/19 Contracted general activity (UDA)	30,000
Carry forward general activity (UDA)	0
18/19 Contracted orthodontic activity (UOA)	0
Carry forward orthodontic activity (UOA)	0
Baseline contract value	£1,022,186.96

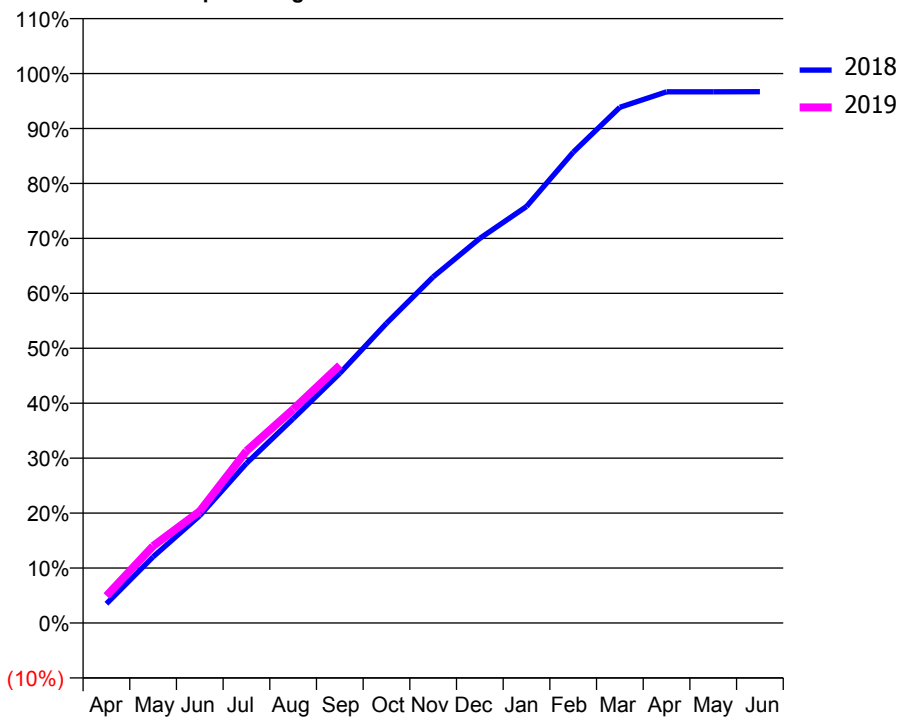
ACCESS*

Patients seen in 24 months	Total	Change since previous quarter
Quarter ending September 2017	11,456	
Quarter ending December 2017	11,318	↓
Quarter ending March 2018	11,157	↓
Quarter ending June 2018	10,949	↓
Quarter ending September 2018	10,846	→
Variance since September 2017	(5.3%)	↓



ACTIVITY

Cumulative percentage of contracted UDA delivered 2018 & 2019



Month	Adjusted Scheduled Activity (UDA)	
	2018	2019
April	1,051	1,482
May	3,618	4,207
June	5,865	6,101
July	8,717	9,395
August	11,157	11,665
September	13,634	14,066
October	16,365	
November	18,895	
December	21,002	
January	22,742	
February	25,701	
March	28,152	
April	29,002	
May	29,002	
June	29,005	

QUALITY

	Quantity	Base Number	Contract	AT	Region	England
% of FP17s for the same patient ID Re-attending within 3 months - Children	102	2,155	4.7%	10.1%	12.2%	11.6%
% of FP17s for the same patient ID Re-attending within 3 months - Adults	579	5,608	10.3%	13.7%	15.8%	15.5%
% of FP17s for the same patient ID Re-attending between 3 & 9 months - Children	1,431	2,155	66.4%	61.7%	60.3%	58.8%
% of FP17s for the same patient ID Re-attending between 3 & 9 months - Adults	3,289	5,608	58.6%	55.5%	53.5%	51.1%
% of FP17s for Band 1 Urgent Courses	392	7,328	5.3%	8.2%	9.1%	9.0%
% of FP17s Relating to Free Repair or Replacements	75	7,328	1.0%	0.8%	1.0%	0.8%
% of FP17s Relating to Continuations	75	7,328	1.0%	1.0%	1.0%	0.9%
% of Patients satisfied with the dentistry they have received	8	8	N/A	92.3%	93.6%	93.3%
% of Patients satisfied with the time they had to wait for an appointment	7	8	N/A	88.3%	89.8%	88.9%

* This is based on patients treated on this contract for their most recent course of treatment. Figures in italics indicate the base number of FP17s or Patient Questionnaire responses are less than 100. N/A is shown where the base number of responses is less than 10 during the period. % is calculated as Quantity/Base number*100

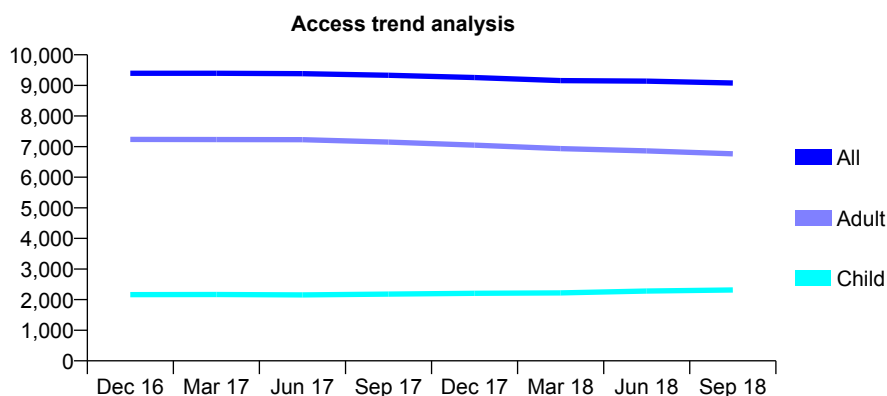
Q52 - Vital Signs At a Glance Contract Report for 151211/0001 - September 2018

Name or company name	Milne, Spencer & Harris Dental Surgeons
Contract type name	GDS Contract
Purpose of contract	General and Orthodontic
Contract start date	01/04/2010
Contract end date	

18/19 Contracted general activity (UDA)	22,000
Carry forward general activity (UDA)	0
18/19 Contracted orthodontic activity (UOA)	650
Carry forward orthodontic activity (UOA)	0
Baseline contract value	£765,471.51

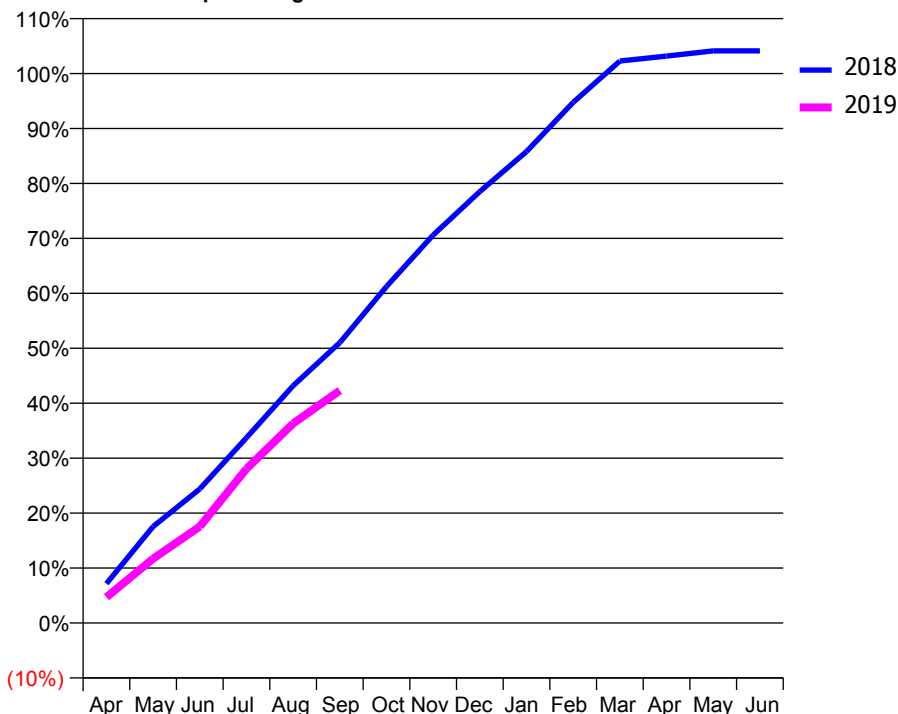
ACCESS*

Patients seen in 24 months	Total	Change since previous quarter
Quarter ending September 2017	9,329	
Quarter ending December 2017	9,255	→
Quarter ending March 2018	9,158	↓
Quarter ending June 2018	9,141	→
Quarter ending September 2018	9,080	→
Variance since September 2017	(2.7%)	↓



ACTIVITY

Cumulative percentage of contracted UDA delivered 2018 & 2019



Adjusted Scheduled Activity (UDA)

Month	2018	2019
April	1,577	1,031
May	3,864	2,576
June	5,370	3,865
July	7,419	6,173
August	9,502	7,988
September	11,224	9,306
October	13,475	
November	15,532	
December	17,276	
January	18,875	
February	20,847	
March	22,499	
April	22,695	
May	22,907	
June	22,907	

QUALITY

	Quantity	Base Number	Contract	AT	Region	England
% of FP17s for the same patient ID Re-attending within 3 months - Children	126	1,564	8.1%	10.1%	12.2%	11.6%
% of FP17s for the same patient ID Re-attending within 3 months - Adults	410	3,580	11.5%	13.7%	15.8%	15.5%
% of FP17s for the same patient ID Re-attending between 3 & 9 months - Children	812	1,564	51.9%	61.7%	60.3%	58.8%
% of FP17s for the same patient ID Re-attending between 3 & 9 months - Adults	1,372	3,580	38.3%	55.5%	53.5%	51.1%
% of FP17s for Band 1 Urgent Courses	360	4,898	7.3%	8.2%	9.1%	9.0%
% of FP17s Relating to Free Repair or Replacements	55	4,898	1.1%	0.8%	1.0%	0.8%
% of FP17s Relating to Continuations	68	4,898	1.4%	1.0%	1.0%	0.9%
% of Patients satisfied with the dentistry they have received	6	7	N/A	92.3%	93.6%	93.3%
% of Patients satisfied with the time they had to wait for an appointment	4	7	N/A	88.3%	89.8%	88.9%

* This is based on patients treated on this contract for their most recent course of treatment. Figures in italics indicate the base number of FP17s or Patient Questionnaire responses are less than 100. N/A is shown where the base number of responses is less than 10 during the period. % is calculated as Quantity/Base number*100

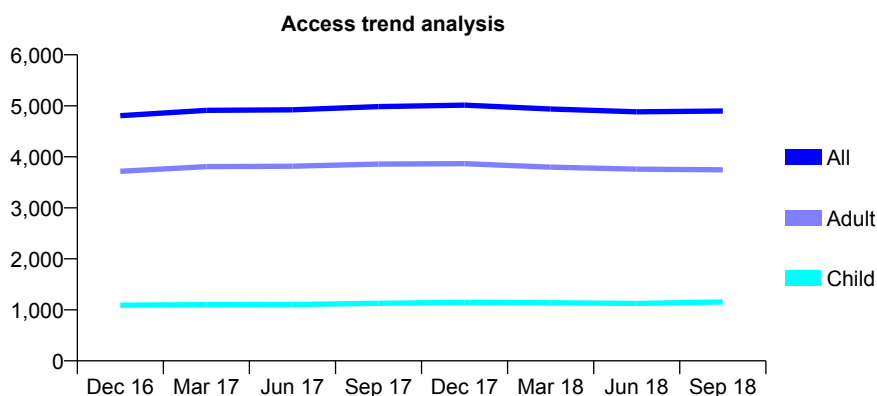
Q52 - Vital Signs At a Glance Contract Report for 151211/0002 - September 2018

Name or company name	Milne, Spencer & Harris Dental Surgeons
Contract type name	GDS Contract
Purpose of contract	General and Orthodontic
Contract start date	01/04/2010
Contract end date	

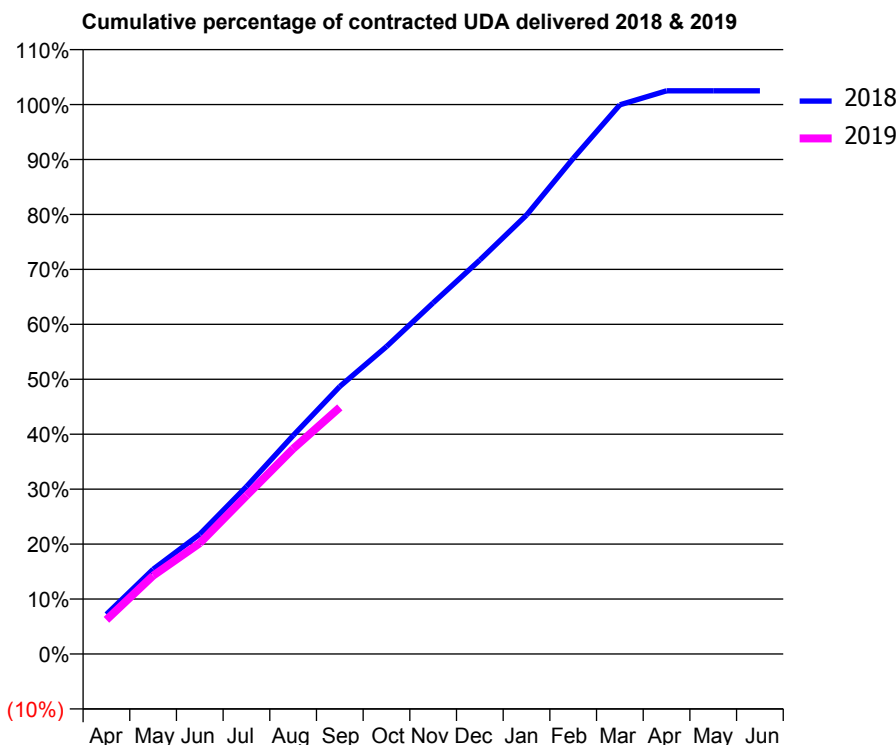
18/19 Contracted general activity (UDA)	11,795
Carry forward general activity (UDA)	0
18/19 Contracted orthodontic activity (UOA)	441
Carry forward orthodontic activity (UOA)	0
Baseline contract value	£404,820.33

ACCESS*

Patients seen in 24 months	Total	Change since previous quarter
Quarter ending September 2017	4,984	
Quarter ending December 2017	5,013	→
Quarter ending March 2018	4,936	↓
Quarter ending June 2018	4,883	↓
Quarter ending September 2018	4,899	→
Variance since September 2017	(1.7%)	↓



ACTIVITY



Month	Adjusted Scheduled Activity (UDA)	
	2018	2019
April	850	735
May	1,818	1,682
June	2,570	2,379
July	3,593	3,400
August	4,690	4,405
September	5,743	5,294
October	6,599	
November	7,536	
December	8,456	
January	9,421	
February	10,639	
March	11,789	
April	12,090	
May	12,090	
June	12,090	

QUALITY

	Quantity	Base Number	Contract	AT	Region	England
% of FP17s for the same patient ID Re-attending within 3 months - Children	100	949	10.5%	10.1%	12.2%	11.6%
% of FP17s for the same patient ID Re-attending within 3 months - Adults	234	2,016	11.6%	13.7%	15.8%	15.5%
% of FP17s for the same patient ID Re-attending between 3 & 9 months - Children	533	949	56.2%	61.7%	60.3%	58.8%
% of FP17s for the same patient ID Re-attending between 3 & 9 months - Adults	545	2,016	27.0%	55.5%	53.5%	51.1%
% of FP17s for Band 1 Urgent Courses	196	2,840	6.9%	8.2%	9.1%	9.0%
% of FP17s Relating to Free Repair or Replacements	33	2,840	1.2%	0.8%	1.0%	0.8%
% of FP17s Relating to Continuations	56	2,840	2.0%	1.0%	1.0%	0.9%
% of Patients satisfied with the dentistry they have received	0	0	N/A	92.3%	93.6%	93.3%
% of Patients satisfied with the time they had to wait for an appointment	0	0	N/A	88.3%	89.8%	88.9%

* This is based on patients treated on this contract for their most recent course of treatment. Figures in italics indicate the base number of FP17s or Patient Questionnaire responses are less than 100. N/A is shown where the base number of responses is less than 10 during the period. % is calculated as Quantity/Base number*100

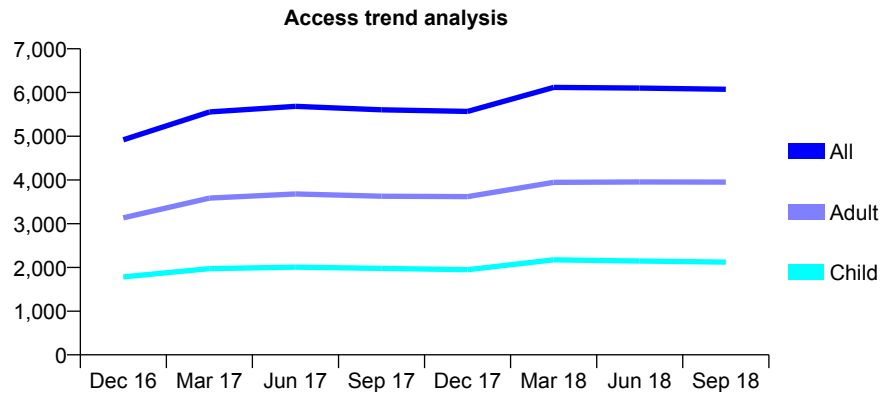
Q52 - Vital Signs At a Glance Contract Report for 151386/0002 - September 2018

Name or company name	The Centre of Advanced Dentistry Yorkshire
Contract type name	GDS Contract
Purpose of contract	General
Contract start date	01/07/2015
Contract end date	

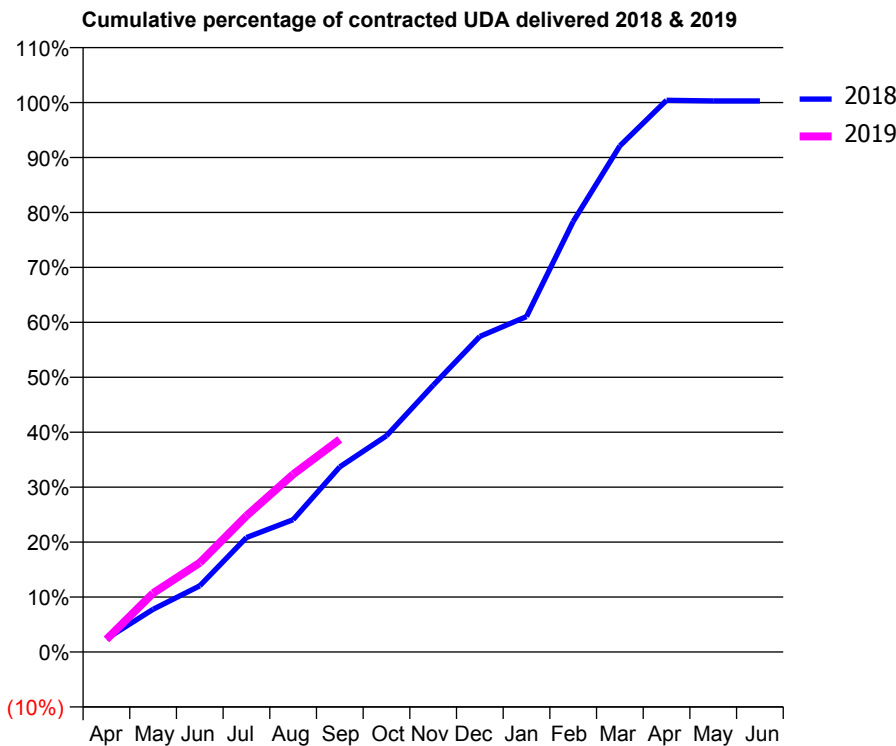
18/19 Contracted general activity (UDA)	21,059
Carry forward general activity (UDA)	0
18/19 Contracted orthodontic activity (UOA)	0
Carry forward orthodontic activity (UOA)	0
Baseline contract value	£494,869.54

ACCESS*

Patients seen in 24 months	Total	Change since previous quarter
Quarter ending September 2017	5,606	
Quarter ending December 2017	5,567	→
Quarter ending March 2018	6,118	↑
Quarter ending June 2018	6,101	→
Quarter ending September 2018	6,073	→
Variance since September 2017	8.3%	↑



ACTIVITY



Month	Adjusted Scheduled Activity (UDA)	
	2018	2019
April	506	483
May	1,636	2,257
June	2,538	3,420
July	4,385	5,219
August	5,074	6,810
September	7,094	8,149
October	8,287	
November	10,224	
December	12,096	
January	12,856	
February	16,498	
March	19,398	
April	21,145	
May	21,117	
June	21,117	

QUALITY

	Quantity	Base Number	Contract	AT	Region	England
% of FP17s for the same patient ID Re-attending within 3 months - Children	137	1,443	9.5%	10.1%	12.2%	11.6%
% of FP17s for the same patient ID Re-attending within 3 months - Adults	498	2,746	18.1%	13.7%	15.8%	15.5%
% of FP17s for the same patient ID Re-attending between 3 & 9 months - Children	723	1,443	50.1%	61.7%	60.3%	58.8%
% of FP17s for the same patient ID Re-attending between 3 & 9 months - Adults	1,288	2,746	46.9%	55.5%	53.5%	51.1%
% of FP17s for Band 1 Urgent Courses	375	3,777	9.9%	8.2%	9.1%	9.0%
% of FP17s Relating to Free Repair or Replacements	22	3,777	0.6%	0.8%	1.0%	0.8%
% of FP17s Relating to Continuations	15	3,777	0.4%	1.0%	1.0%	0.9%
% of Patients satisfied with the dentistry they have received	3	3	N/A	92.3%	93.6%	93.3%
% of Patients satisfied with the time they had to wait for an appointment	3	3	N/A	88.3%	89.8%	88.9%

* This is based on patients treated on this contract for their most recent course of treatment. Figures in italics indicate the base number of FP17s or Patient Questionnaire responses are less than 100. N/A is shown where the base number of responses is less than 10 during the period. % is calculated as Quantity/Base number*100

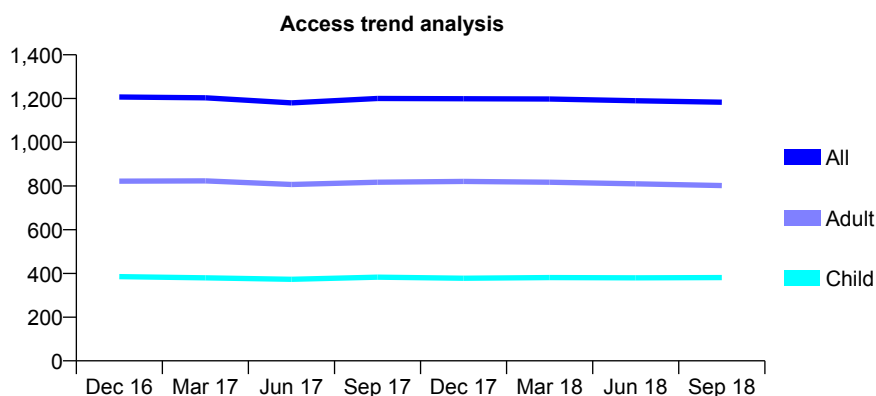
Q52 - Vital Signs At a Glance Contract Report for 151823/0001 - September 2018

Name or company name	Brighthouse Dental Team Ltd
Contract type name	GDS Contract
Purpose of contract	General
Contract start date	26/10/2013
Contract end date	

18/19 Contracted general activity (UDA)	3,400
Carry forward general activity (UDA)	0
18/19 Contracted orthodontic activity (UOA)	0
Carry forward orthodontic activity (UOA)	0
Baseline contract value	£90,967.54

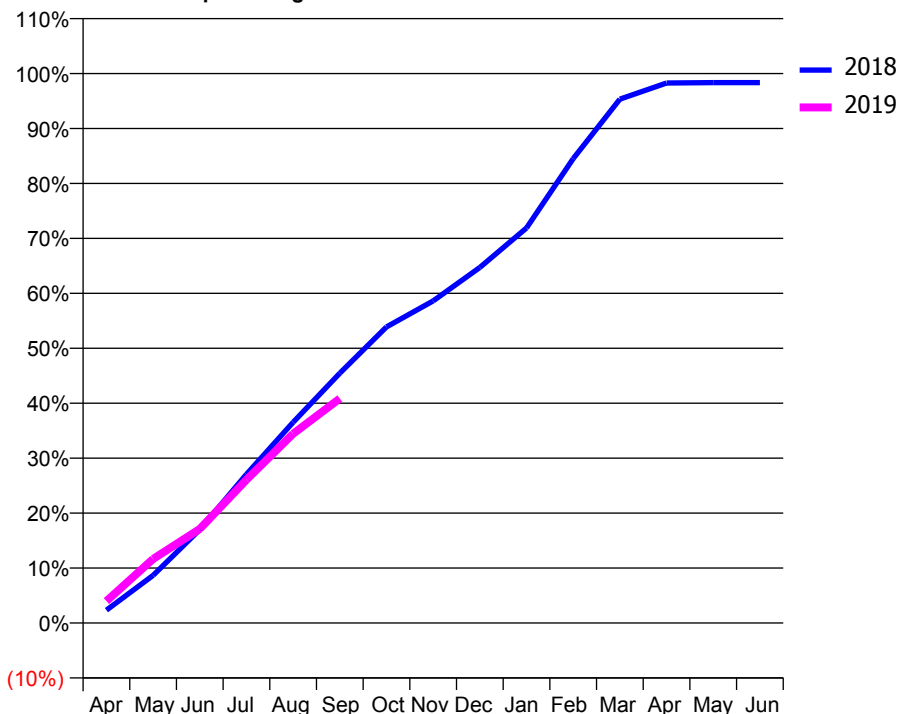
ACCESS*

Patients seen in 24 months	Total	Change since previous quarter
Quarter ending September 2017	1,200	
Quarter ending December 2017	1,199	→
Quarter ending March 2018	1,198	→
Quarter ending June 2018	1,190	→
Quarter ending September 2018	1,183	→
Variance since September 2017	(1.4%)	↓



ACTIVITY

Cumulative percentage of contracted UDA delivered 2018 & 2019



Adjusted Scheduled Activity (UDA)		
Month	2018	2019
April	79	136
May	295	397
June	578	582
July	920	886
August	1,242	1,171
September	1,545	1,389
October	1,832	
November	1,993	
December	2,200	
January	2,444	
February	2,873	
March	3,241	
April	3,341	
May	3,343	
June	3,343	

QUALITY

	Quantity	Base Number	Contract	AT	Region	England
% of FP17s for the same patient ID Re-attending within 3 months - Children	31	301	10.3%	10.1%	12.2%	11.6%
% of FP17s for the same patient ID Re-attending within 3 months - Adults	184	717	25.7%	13.7%	15.8%	15.5%
% of FP17s for the same patient ID Re-attending between 3 & 9 months - Children	215	301	71.4%	61.7%	60.3%	58.8%
% of FP17s for the same patient ID Re-attending between 3 & 9 months - Adults	433	717	60.4%	55.5%	53.5%	51.1%
% of FP17s for Band 1 Urgent Courses	85	955	8.9%	8.2%	9.1%	9.0%
% of FP17s Relating to Free Repair or Replacements	3	955	0.3%	0.8%	1.0%	0.8%
% of FP17s Relating to Continuations	4	955	0.4%	1.0%	1.0%	0.9%
% of Patients satisfied with the dentistry they have received	1	1	N/A	92.3%	93.6%	93.3%
% of Patients satisfied with the time they had to wait for an appointment	1	1	N/A	88.3%	89.8%	88.9%

* This is based on patients treated on this contract for their most recent course of treatment. Figures in italics indicate the base number of FP17s or Patient Questionnaire responses are less than 100. N/A is shown where the base number of responses is less than 10 during the period. % is calculated as Quantity/Base number*100

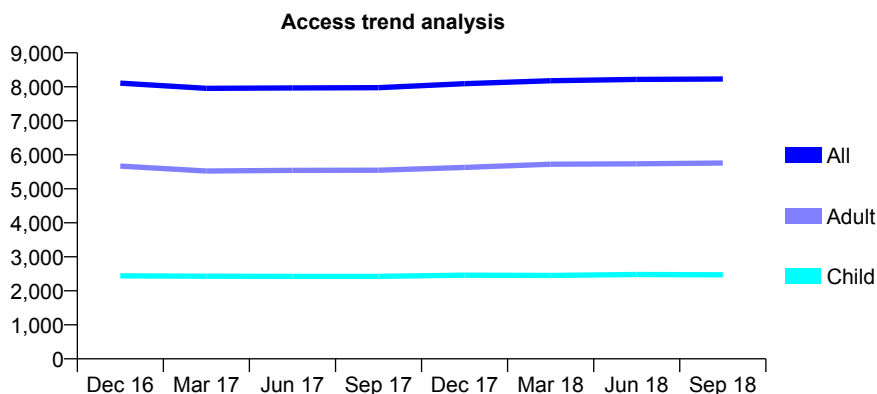
Q52 - Vital Signs At a Glance Contract Report for 154520/0001 - September 2018

Name or company name	K S Hunjan Associates Limited
Contract type name	GDS Contract
Purpose of contract	General
Contract start date	01/04/2010
Contract end date	

18/19 Contracted general activity (UDA)	25,000
Carry forward general activity (UDA)	0
18/19 Contracted orthodontic activity (UOA)	0
Carry forward orthodontic activity (UOA)	0
Baseline contract value	£794,294.18

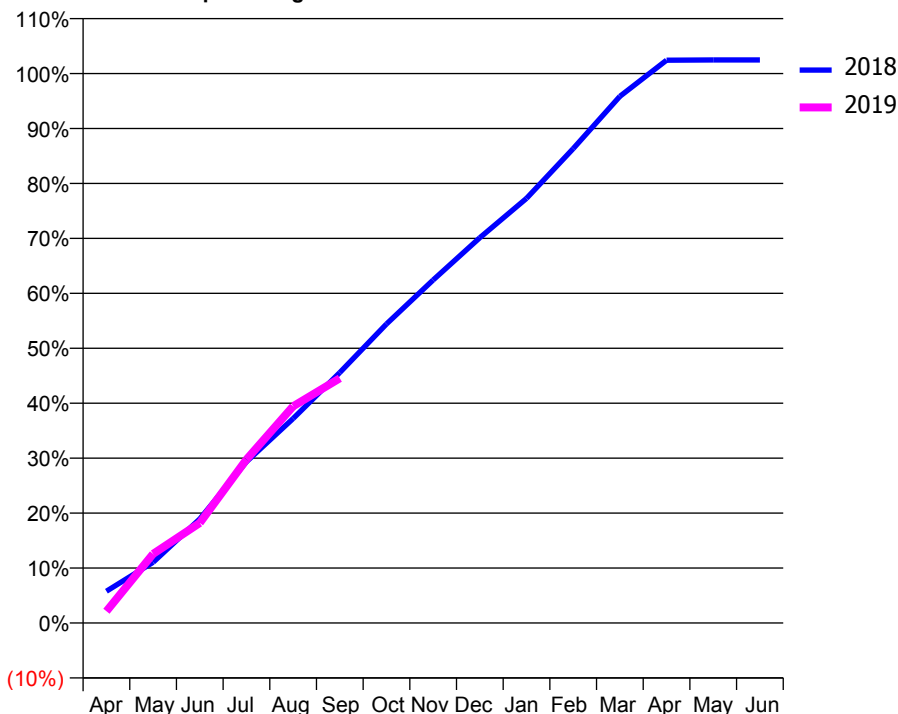
ACCESS*

Patients seen in 24 months	Total	Change since previous quarter
Quarter ending September 2017	7,976	
Quarter ending December 2017	8,093	→
Quarter ending March 2018	8,177	→
Quarter ending June 2018	8,216	→
Quarter ending September 2018	8,231	→
Variance since September 2017	3.2%	↑



ACTIVITY

Cumulative percentage of contracted UDA delivered 2018 & 2019



Month	Adjusted Scheduled Activity (UDA)	
	2018	2019
April	1,447	537
May	2,764	3,148
June	4,736	4,553
July	7,336	7,443
August	9,303	9,861
September	11,396	11,138
October	13,607	
November	15,604	
December	17,528	
January	19,320	
February	21,583	
March	23,961	
April	25,603	
May	25,617	
June	25,616	

QUALITY

	Quantity	Base Number	Contract	AT	Region	England
% of FP17s for the same patient ID Re-attending within 3 months - Children	197	2,046	9.6%	10.1%	12.2%	11.6%
% of FP17s for the same patient ID Re-attending within 3 months - Adults	865	4,842	17.9%	13.7%	15.8%	15.5%
% of FP17s for the same patient ID Re-attending between 3 & 9 months - Children	1,316	2,046	64.3%	61.7%	60.3%	58.8%
% of FP17s for the same patient ID Re-attending between 3 & 9 months - Adults	2,846	4,842	58.8%	55.5%	53.5%	51.1%
% of FP17s for Band 1 Urgent Courses	624	5,860	10.6%	8.2%	9.1%	9.0%
% of FP17s Relating to Free Repair or Replacements	37	5,860	0.6%	0.8%	1.0%	0.8%
% of FP17s Relating to Continuations	61	5,860	1.0%	1.0%	1.0%	0.9%
% of Patients satisfied with the dentistry they have received	2	3	N/A	92.3%	93.6%	93.3%
% of Patients satisfied with the time they had to wait for an appointment	3	3	N/A	88.3%	89.8%	88.9%

* This is based on patients treated on this contract for their most recent course of treatment. Figures in italics indicate the base number of FP17s or Patient Questionnaire responses are less than 100. N/A is shown where the base number of responses is less than 10 during the period. % is calculated as Quantity/Base number*100

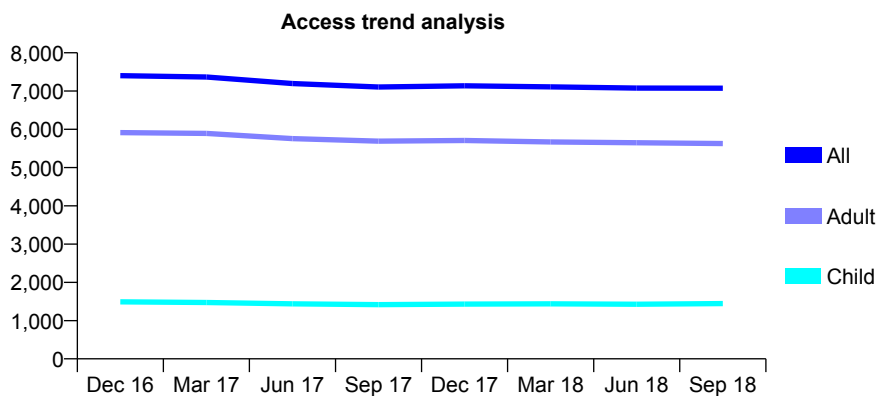
Q52 - Vital Signs At a Glance Contract Report for 154660/0001 - September 2018

Name or company name	Northgate Practice Limited
Contract type name	GDS Contract
Purpose of contract	General
Contract start date	01/06/2011
Contract end date	

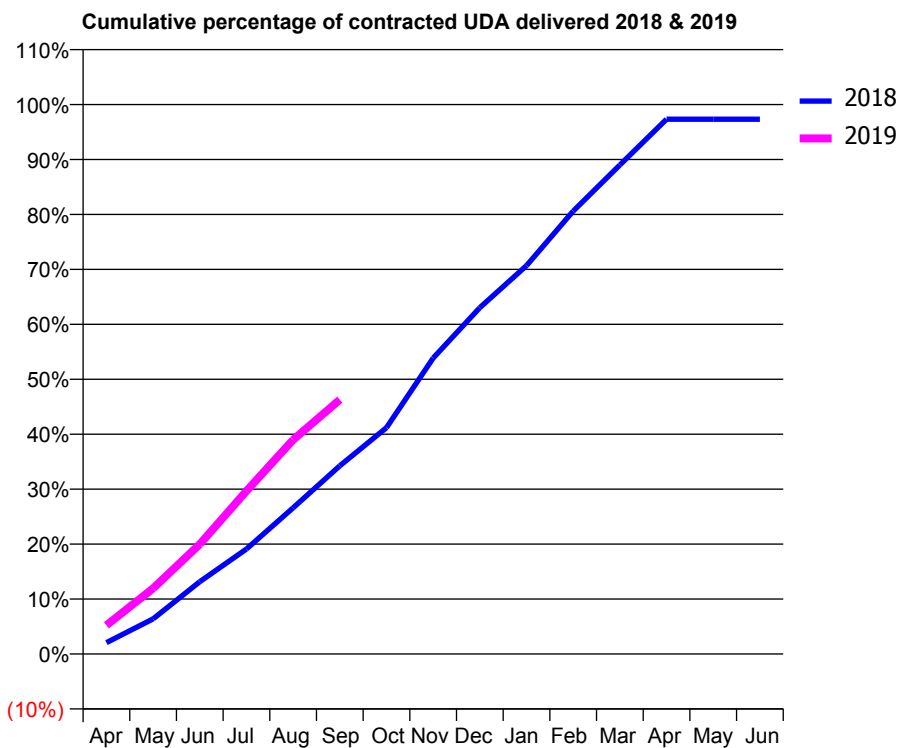
18/19 Contracted general activity (UDA)	20,000
Carry forward general activity (UDA)	0
18/19 Contracted orthodontic activity (UOA)	0
Carry forward orthodontic activity (UOA)	0
Baseline contract value	£772,098.49

ACCESS*

Patients seen in 24 months	Total	Change since previous quarter
Quarter ending September 2017	7,107	
Quarter ending December 2017	7,138	→
Quarter ending March 2018	7,108	→
Quarter ending June 2018	7,078	→
Quarter ending September 2018	7,074	→
Variance since September 2017	(0.5%)	→



ACTIVITY



Month	Adjusted Scheduled Activity (UDA)	
	2018	2019
April	415	1,046
May	1,278	2,392
June	2,632	3,999
July	3,820	5,933
August	5,320	7,797
September	6,852	9,260
October	8,240	
November	10,774	
December	12,605	
January	14,137	
February	16,119	
March	17,798	
April	19,464	
May	19,464	
June	19,464	

QUALITY

	Quantity	Base Number	Contract	AT	Region	England
% of FP17s for the same patient ID Re-attending within 3 months - Children	81	1,256	6.4%	10.1%	12.2%	11.6%
% of FP17s for the same patient ID Re-attending within 3 months - Adults	658	4,560	14.4%	13.7%	15.8%	15.5%
% of FP17s for the same patient ID Re-attending between 3 & 9 months - Children	879	1,256	70.0%	61.7%	60.3%	58.8%
% of FP17s for the same patient ID Re-attending between 3 & 9 months - Adults	2,806	4,560	61.5%	55.5%	53.5%	51.1%
% of FP17s for Band 1 Urgent Courses	304	5,048	6.0%	8.2%	9.1%	9.0%
% of FP17s Relating to Free Repair or Replacements	92	5,048	1.8%	0.8%	1.0%	0.8%
% of FP17s Relating to Continuations	115	5,048	2.3%	1.0%	1.0%	0.9%
% of Patients satisfied with the dentistry they have received	5	5	N/A	92.3%	93.6%	93.3%
% of Patients satisfied with the time they had to wait for an appointment	4	5	N/A	88.3%	89.8%	88.9%

* This is based on patients treated on this contract for their most recent course of treatment. Figures in italics indicate the base number of FP17s or Patient Questionnaire responses are less than 100. N/A is shown where the base number of responses is less than 10 during the period. % is calculated as Quantity/Base number*100

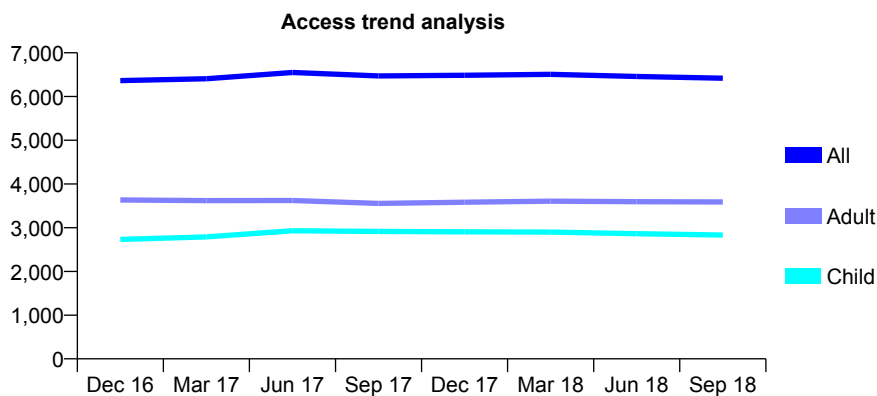
Q52 - Vital Signs At a Glance Contract Report for 156809/0001 - September 2018

Name or company name	Thornhill Dental Surgery Ltd
Contract type name	GDS Contract
Purpose of contract	General
Contract start date	01/10/2012
Contract end date	

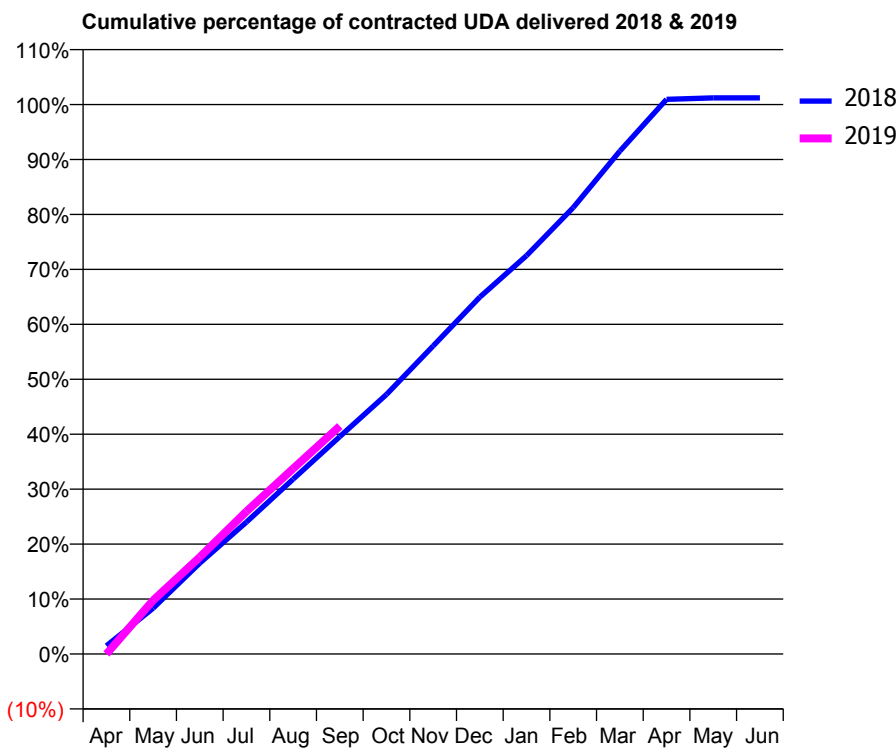
18/19 Contracted general activity (UDA)	20,625
Carry forward general activity (UDA)	0
18/19 Contracted orthodontic activity (UOA)	0
Carry forward orthodontic activity (UOA)	0
Baseline contract value	£735,263.21

ACCESS*

Patients seen in 24 months	Total	Change since previous quarter
Quarter ending September 2017	6,470	
Quarter ending December 2017	6,486	→
Quarter ending March 2018	6,506	→
Quarter ending June 2018	6,458	→
Quarter ending September 2018	6,419	→
Variance since September 2017	(0.8%)	→



ACTIVITY



Month	Adjusted Scheduled Activity (UDA)	
	2018	2019
April	308	0
May	1,720	2,012
June	3,413	3,637
July	4,951	5,354
August	6,565	6,958
September	8,158	8,558
October	9,741	
November	11,562	
December	13,398	
January	14,951	
February	16,756	
March	18,878	
April	20,818	
May	20,875	
June	20,872	

QUALITY

	Quantity	Base Number	Contract	AT	Region	England
% of FP17s for the same patient ID Re-attending within 3 months - Children	261	3,131	8.3%	10.1%	12.2%	11.6%
% of FP17s for the same patient ID Re-attending within 3 months - Adults	297	2,678	11.1%	13.7%	15.8%	15.5%
% of FP17s for the same patient ID Re-attending between 3 & 9 months - Children	2,471	3,131	78.9%	61.7%	60.3%	58.8%
% of FP17s for the same patient ID Re-attending between 3 & 9 months - Adults	1,710	2,678	63.9%	55.5%	53.5%	51.1%
% of FP17s for Band 1 Urgent Courses	216	4,775	4.5%	8.2%	9.1%	9.0%
% of FP17s Relating to Free Repair or Replacements	39	4,775	0.8%	0.8%	1.0%	0.8%
% of FP17s Relating to Continuations	17	4,775	0.4%	1.0%	1.0%	0.9%
% of Patients satisfied with the dentistry they have received	21	24	87.5%	92.3%	93.6%	93.3%
% of Patients satisfied with the time they had to wait for an appointment	22	24	91.7%	88.3%	89.8%	88.9%

* This is based on patients treated on this contract for their most recent course of treatment. Figures in italics indicate the base number of FP17s or Patient Questionnaire responses are less than 100. N/A is shown where the base number of responses is less than 10 during the period. % is calculated as Quantity/Base number*100

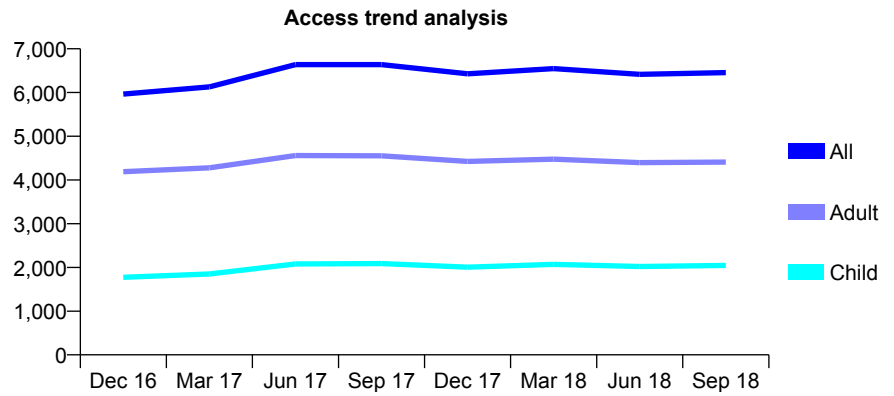
Q52 - Vital Signs At a Glance Contract Report for 158267/0001 - September 2018

Name or company name	WALRUS DENTAL CARE LTD
Contract type name	GDS Contract
Purpose of contract	General
Contract start date	01/10/2009
Contract end date	

18/19 Contracted general activity (UDA)	21,877
Carry forward general activity (UDA)	0
18/19 Contracted orthodontic activity (UOA)	0
Carry forward orthodontic activity (UOA)	0
Baseline contract value	£622,701.14

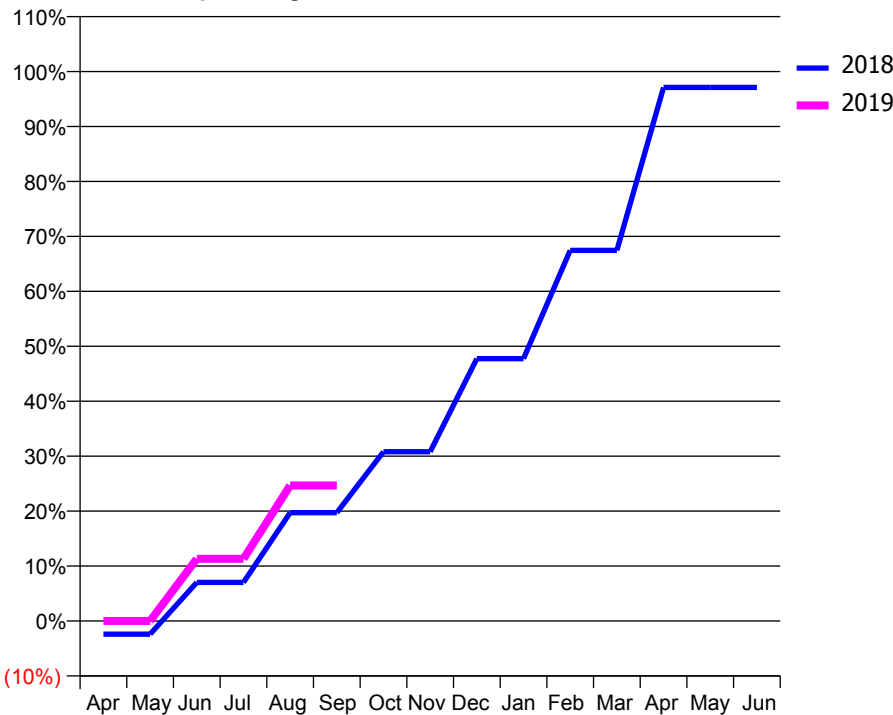
ACCESS*

Patients seen in 24 months	Total	Change since previous quarter
Quarter ending September 2017	6,640	
Quarter ending December 2017	6,429	↓
Quarter ending March 2018	6,546	→
Quarter ending June 2018	6,417	↓
Quarter ending September 2018	6,455	→
Variance since September 2017	(2.8%)	↓



ACTIVITY

Cumulative percentage of contracted UDA delivered 2018 & 2019



Month	Adjusted Scheduled Activity (UDA)	
	2018	2019
April	-527	0
May	-527	0
June	1,535	2,476
July	1,535	2,476
August	4,311	5,395
September	4,311	5,395
October	6,739	
November	6,739	
December	10,446	
January	10,446	
February	14,757	
March	14,757	
April	21,245	
May	21,245	
June	21,242	

QUALITY

	Quantity	Base Number	Contract	AT	Region	England
% of FP17s for the same patient ID Re-attending within 3 months - Children	152	1,412	10.8%	10.1%	12.2%	11.6%
% of FP17s for the same patient ID Re-attending within 3 months - Adults	367	2,693	13.6%	13.7%	15.8%	15.5%
% of FP17s for the same patient ID Re-attending between 3 & 9 months - Children	755	1,412	53.5%	61.7%	60.3%	58.8%
% of FP17s for the same patient ID Re-attending between 3 & 9 months - Adults	1,438	2,693	53.4%	55.5%	53.5%	51.1%
% of FP17s for Band 1 Urgent Courses	158	2,011	7.9%	8.2%	9.1%	9.0%
% of FP17s Relating to Free Repair or Replacements	22	2,011	1.1%	0.8%	1.0%	0.8%
% of FP17s Relating to Continuations	1	2,011	0.0%	1.0%	1.0%	0.9%
% of Patients satisfied with the dentistry they have received	0	1	N/A	92.3%	93.6%	93.3%
% of Patients satisfied with the time they had to wait for an appointment	0	1	N/A	88.3%	89.8%	88.9%

* This is based on patients treated on this contract for their most recent course of treatment. Figures in italics indicate the base number of FP17s or Patient Questionnaire responses are less than 100. N/A is shown where the base number of responses is less than 10 during the period. % is calculated as Quantity/Base number*100

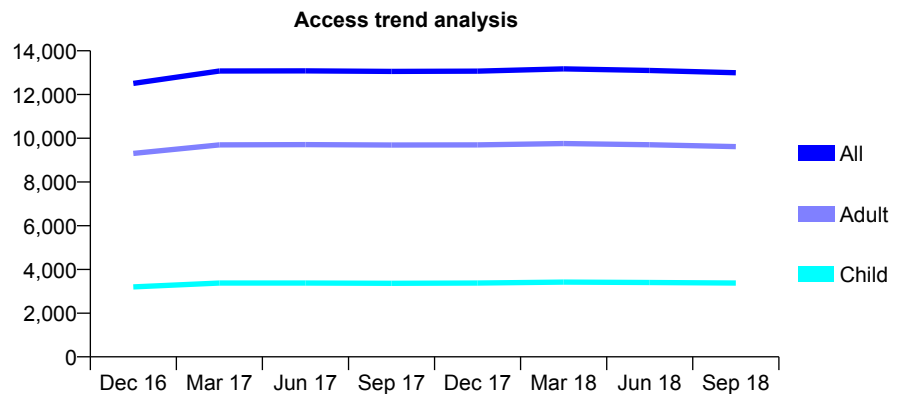
Q52 - Vital Signs At a Glance Contract Report for 159492/0001 - September 2018

Name or company name	James Taylor & Partners Ltd
Contract type name	GDS Contract
Purpose of contract	General
Contract start date	01/11/2010
Contract end date	

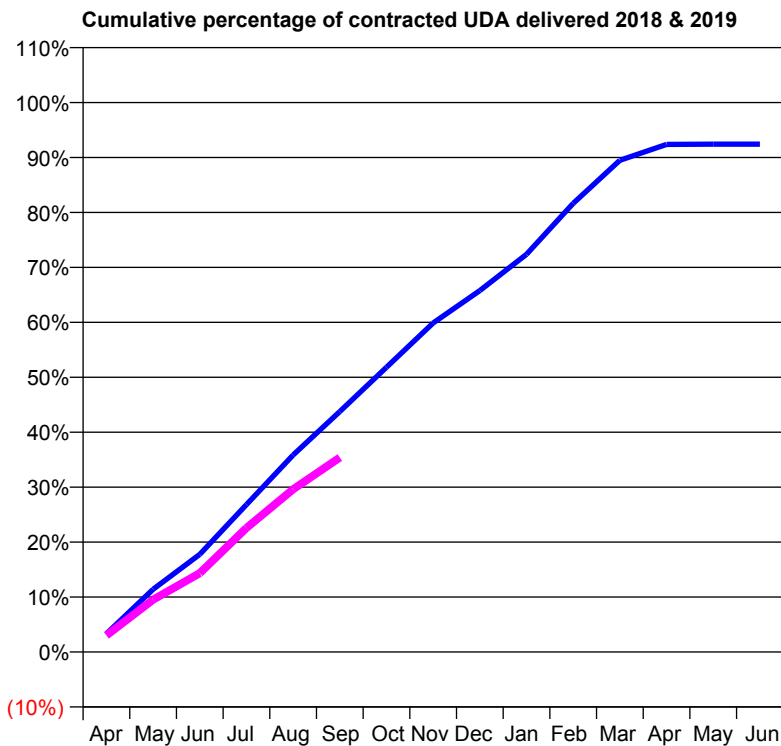
18/19 Contracted general activity (UDA)	42,343
Carry forward general activity (UDA)	0
18/19 Contracted orthodontic activity (UOA)	0
Carry forward orthodontic activity (UOA)	0
Baseline contract value	£1,148,024.02

ACCESS*

Patients seen in 24 months	Total	Change since previous quarter
Quarter ending September 2017	13,057	
Quarter ending December 2017	13,070	→
Quarter ending March 2018	13,175	→
Quarter ending June 2018	13,101	→
Quarter ending September 2018	12,995	→
Variance since September 2017	(0.5%)	→



ACTIVITY



Month	Adjusted Scheduled Activity (UDA)	
	2018	2019
April	1,416	1,283
May	4,835	4,028
June	7,525	6,079
July	11,355	9,562
August	15,182	12,539
September	18,533	14,983
October	21,944	
November	25,354	
December	27,847	
January	30,648	
February	34,574	
March	37,888	
April	39,109	
May	39,130	
June	39,129	

QUALITY

	Quantity	Base Number	Contract	AT	Region	England
% of FP17s for the same patient ID Re-attending within 3 months - Children	210	2,634	8.0%	10.1%	12.2%	11.6%
% of FP17s for the same patient ID Re-attending within 3 months - Adults	811	6,628	12.2%	13.7%	15.8%	15.5%
% of FP17s for the same patient ID Re-attending between 3 & 9 months - Children	1,791	2,634	68.0%	61.7%	60.3%	58.8%
% of FP17s for the same patient ID Re-attending between 3 & 9 months - Adults	4,113	6,628	62.1%	55.5%	53.5%	51.1%
% of FP17s for Band 1 Urgent Courses	430	7,937	5.4%	8.2%	9.1%	9.0%
% of FP17s Relating to Free Repair or Replacements	50	7,937	0.6%	0.8%	1.0%	0.8%
% of FP17s Relating to Continuations	63	7,937	0.8%	1.0%	1.0%	0.9%
% of Patients satisfied with the dentistry they have received	6	6	N/A	92.3%	93.6%	93.3%
% of Patients satisfied with the time they had to wait for an appointment	6	6	N/A	88.3%	89.8%	88.9%

* This is based on patients treated on this contract for their most recent course of treatment. Figures in italics indicate the base number of FP17s or Patient Questionnaire responses are less than 100. N/A is shown where the base number of responses is less than 10 during the period. % is calculated as Quantity/Base number*100

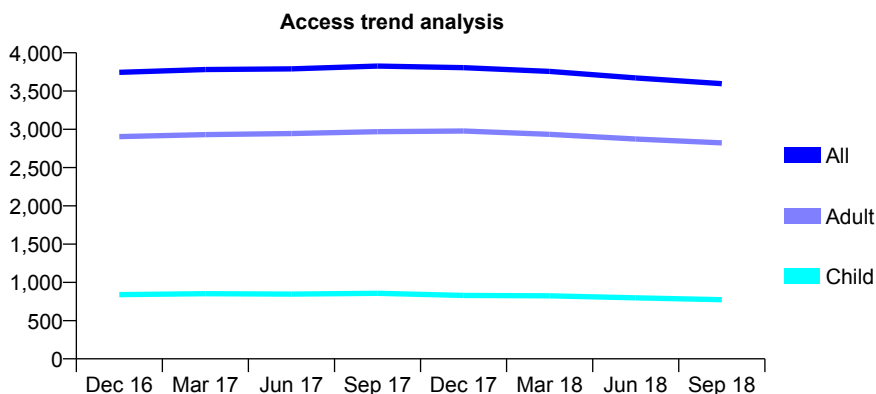
Q52 - Vital Signs At a Glance Contract Report for 159778/0001 - September 2018

Name or company name	Yorkshire Smiles Limited
Contract type name	GDS Contract
Purpose of contract	General
Contract start date	01/07/2012
Contract end date	

18/19 Contracted general activity (UDA)	16,750
Carry forward general activity (UDA)	0
18/19 Contracted orthodontic activity (UOA)	0
Carry forward orthodontic activity (UOA)	0
Baseline contract value	£480,286.44

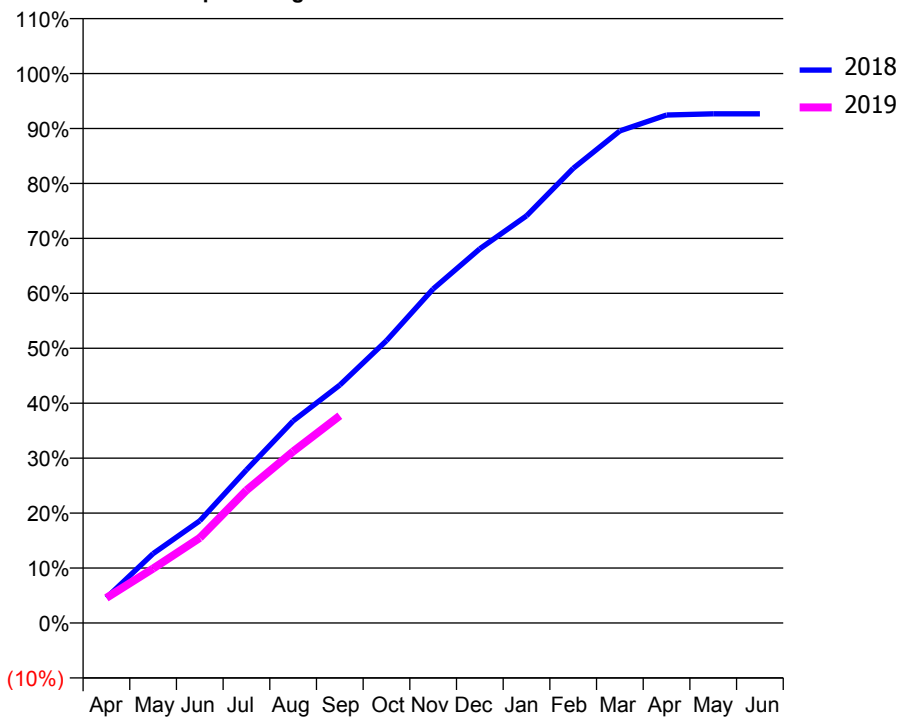
ACCESS*

Patients seen in 24 months	Total	Change since previous quarter
Quarter ending September 2017	3,826	
Quarter ending December 2017	3,806	→
Quarter ending March 2018	3,757	↓
Quarter ending June 2018	3,671	↓
Quarter ending September 2018	3,596	↓
Variance since September 2017	(6.0%)	↓



ACTIVITY

Cumulative percentage of contracted UDA delivered 2018 & 2019



Month	Adjusted Scheduled Activity (UDA)	
	2018	2019
April	771	767
May	2,117	1,661
June	3,117	2,594
July	4,669	4,046
August	6,159	5,228
September	7,253	6,318
October	8,609	
November	10,184	
December	11,409	
January	12,411	
February	13,857	
March	14,999	
April	15,484	
May	15,520	
June	15,520	

QUALITY

	Quantity	Base Number	Contract	AT	Region	England
% of FP17s for the same patient ID Re-attending within 3 months - Children	72	579	12.4%	10.1%	12.2%	11.6%
% of FP17s for the same patient ID Re-attending within 3 months - Adults	423	2,259	18.7%	13.7%	15.8%	15.5%
% of FP17s for the same patient ID Re-attending between 3 & 9 months - Children	355	579	61.3%	61.7%	60.3%	58.8%
% of FP17s for the same patient ID Re-attending between 3 & 9 months - Adults	1,356	2,259	60.0%	55.5%	53.5%	51.1%
% of FP17s for Band 1 Urgent Courses	221	2,640	8.4%	8.2%	9.1%	9.0%
% of FP17s Relating to Free Repair or Replacements	20	2,640	0.8%	0.8%	1.0%	0.8%
% of FP17s Relating to Continuations	111	2,640	4.2%	1.0%	1.0%	0.9%
% of Patients satisfied with the dentistry they have received	3	3	N/A	92.3%	93.6%	93.3%
% of Patients satisfied with the time they had to wait for an appointment	3	3	N/A	88.3%	89.8%	88.9%

* This is based on patients treated on this contract for their most recent course of treatment. Figures in italics indicate the base number of FP17s or Patient Questionnaire responses are less than 100. N/A is shown where the base number of responses is less than 10 during the period. % is calculated as Quantity/Base number*100

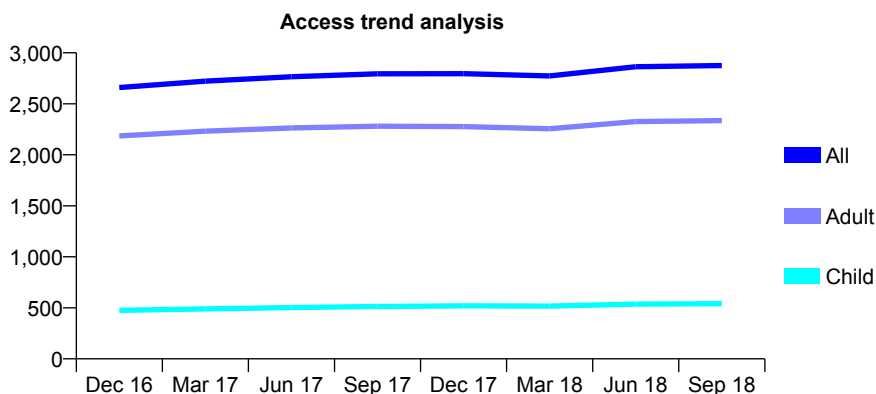
Q52 - Vital Signs At a Glance Contract Report for 160962/0001 - September 2018

Name or company name	Chris Anderson Dental Surgeon Limited
Contract type name	GDS Contract
Purpose of contract	General
Contract start date	01/05/2012
Contract end date	

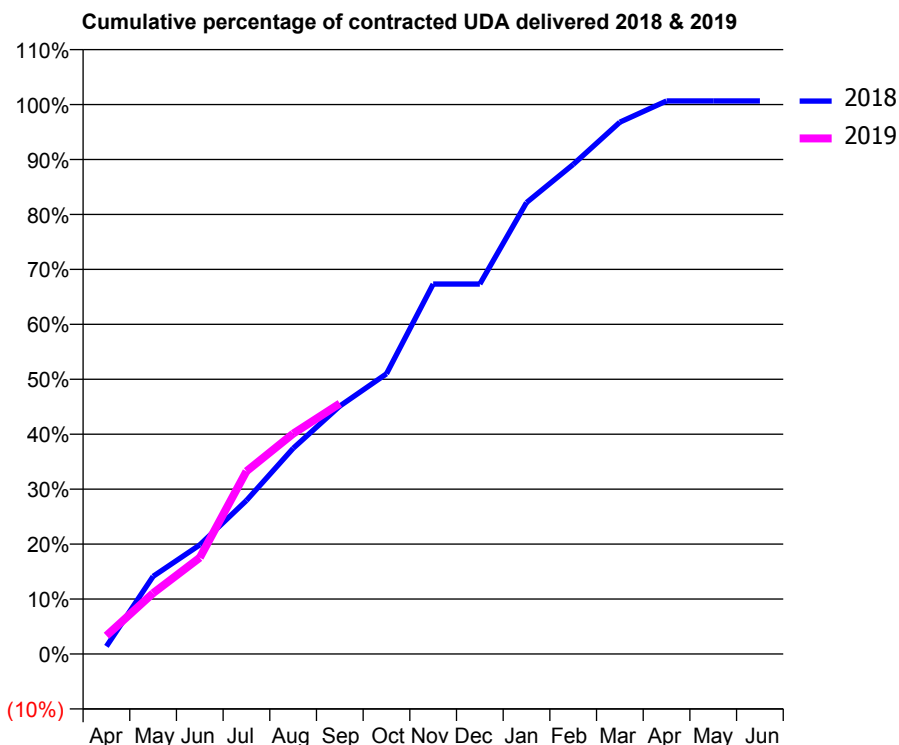
18/19 Contracted general activity (UDA)	5,910
Carry forward general activity (UDA)	0
18/19 Contracted orthodontic activity (UOA)	0
Carry forward orthodontic activity (UOA)	0
Baseline contract value	£176,241.90

ACCESS*

Patients seen in 24 months	Total	Change since previous quarter
Quarter ending September 2017	2,794	
Quarter ending December 2017	2,796	→
Quarter ending March 2018	2,773	→
Quarter ending June 2018	2,863	↑
Quarter ending September 2018	2,875	→
Variance since September 2017	2.9%	↑



ACTIVITY



Adjusted Scheduled Activity (UDA)		
Month	2018	2019
April	83	197
May	836	655
June	1,174	1,037
July	1,651	1,966
August	2,212	2,370
September	2,667	2,695
October	3,013	
November	3,980	
December	3,980	
January	4,856	
February	5,266	
March	5,720	
April	5,948	
May	5,948	
June	5,948	

QUALITY

	Quantity	Base Number	Contract	AT	Region	England
% of FP17s for the same patient ID Re-attending within 3 months - Children	7	357	2.0%	10.1%	12.2%	11.6%
% of FP17s for the same patient ID Re-attending within 3 months - Adults	132	1,515	8.7%	13.7%	15.8%	15.5%
% of FP17s for the same patient ID Re-attending between 3 & 9 months - Children	151	357	42.3%	61.7%	60.3%	58.8%
% of FP17s for the same patient ID Re-attending between 3 & 9 months - Adults	769	1,515	50.8%	55.5%	53.5%	51.1%
% of FP17s for Band 1 Urgent Courses	63	1,207	5.2%	8.2%	9.1%	9.0%
% of FP17s Relating to Free Repair or Replacements	9	1,207	0.7%	0.8%	1.0%	0.8%
% of FP17s Relating to Continuations	12	1,207	1.0%	1.0%	1.0%	0.9%
% of Patients satisfied with the dentistry they have received	3	3	N/A	92.3%	93.6%	93.3%
% of Patients satisfied with the time they had to wait for an appointment	3	3	N/A	88.3%	89.8%	88.9%

* This is based on patients treated on this contract for their most recent course of treatment. Figures in italics indicate the base number of FP17s or Patient Questionnaire responses are less than 100. N/A is shown where the base number of responses is less than 10 during the period. % is calculated as Quantity/Base number*100

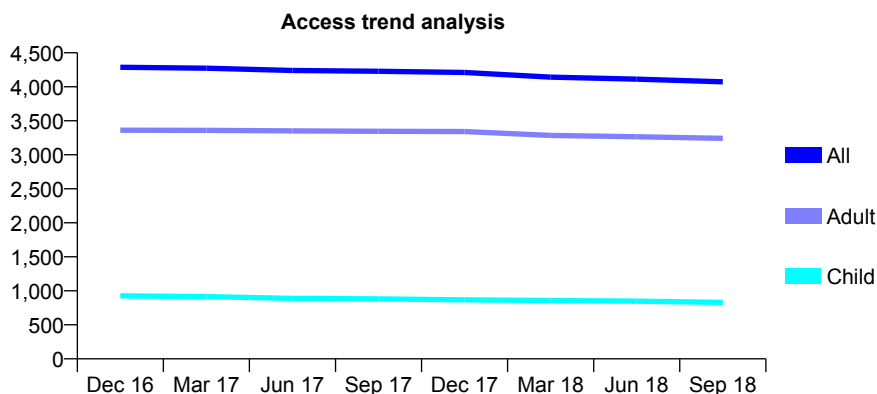
Q52 - Vital Signs At a Glance Contract Report for 161071/0001 - September 2018

Name or company name	Nichols and Fisher Dental Care
Contract type name	GDS Contract
Purpose of contract	General
Contract start date	01/08/2006
Contract end date	

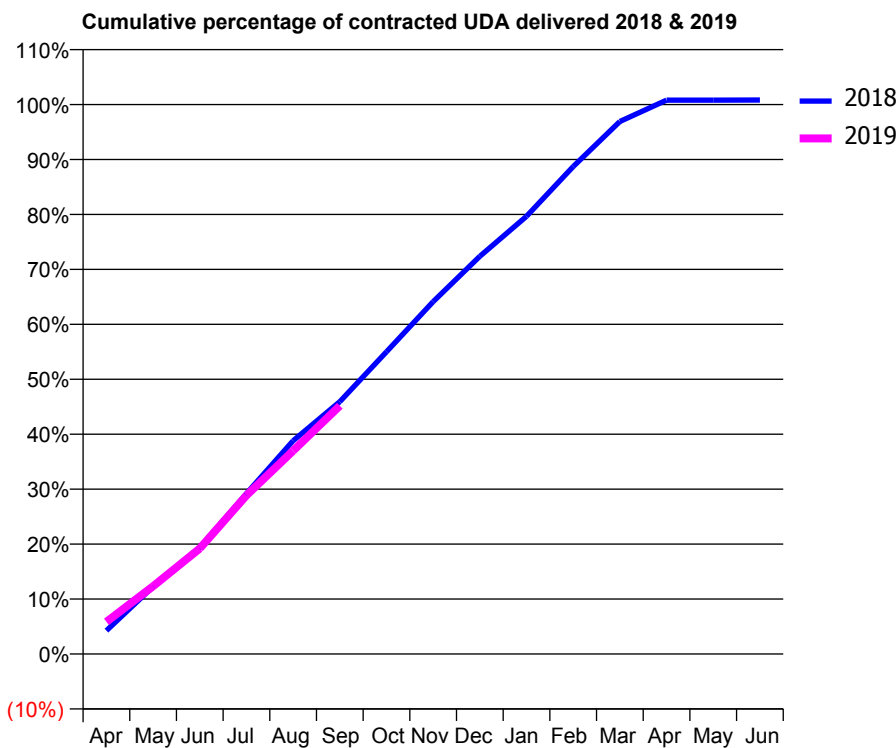
18/19 Contracted general activity (UDA)	11,228
Carry forward general activity (UDA)	0
18/19 Contracted orthodontic activity (UOA)	0
Carry forward orthodontic activity (UOA)	0
Baseline contract value	£388,671.60

ACCESS*

Patients seen in 24 months	Total	Change since previous quarter
Quarter ending September 2017	4,228	
Quarter ending December 2017	4,210	→
Quarter ending March 2018	4,142	↓
Quarter ending June 2018	4,113	→
Quarter ending September 2018	4,074	→
Variance since September 2017	(3.6%)	↓



ACTIVITY



Month	Adjusted Scheduled Activity (UDA)	
	2018	2019
April	479	658
May	1,378	1,385
June	2,167	2,156
July	3,278	3,242
August	4,357	4,154
September	5,156	5,073
October	6,175	
November	7,201	
December	8,126	
January	8,943	
February	9,960	
March	10,881	
April	11,316	
May	11,318	
June	11,320	

QUALITY

	Quantity	Base Number	Contract	AT	Region	England
% of FP17s for the same patient ID Re-attending within 3 months - Children	41	695	5.9%	10.1%	12.2%	11.6%
% of FP17s for the same patient ID Re-attending within 3 months - Adults	252	1,878	13.4%	13.7%	15.8%	15.5%
% of FP17s for the same patient ID Re-attending between 3 & 9 months - Children	433	695	62.3%	61.7%	60.3%	58.8%
% of FP17s for the same patient ID Re-attending between 3 & 9 months - Adults	710	1,878	37.8%	55.5%	53.5%	51.1%
% of FP17s for Band 1 Urgent Courses	159	2,407	6.6%	8.2%	9.1%	9.0%
% of FP17s Relating to Free Repair or Replacements	39	2,407	1.6%	0.8%	1.0%	0.8%
% of FP17s Relating to Continuations	51	2,407	2.1%	1.0%	1.0%	0.9%
% of Patients satisfied with the dentistry they have received	1	1	N/A	92.3%	93.6%	93.3%
% of Patients satisfied with the time they had to wait for an appointment	1	1	N/A	88.3%	89.8%	88.9%

* This is based on patients treated on this contract for their most recent course of treatment. Figures in italics indicate the base number of FP17s or Patient Questionnaire responses are less than 100. N/A is shown where the base number of responses is less than 10 during the period. % is calculated as Quantity/Base number*100

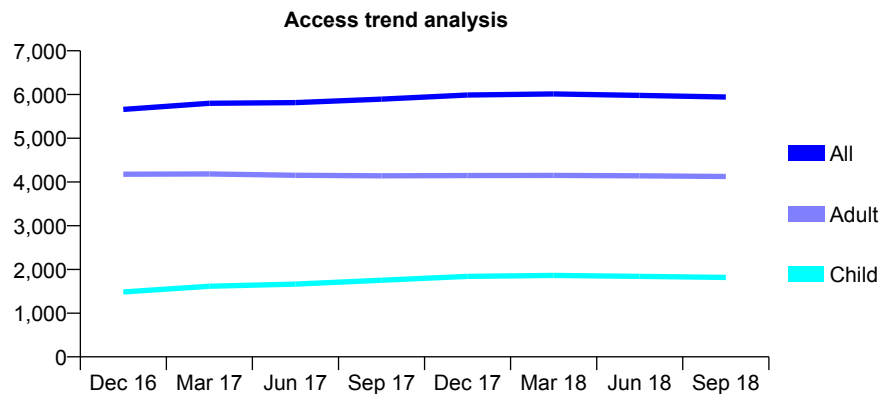
Q52 - Vital Signs At a Glance Contract Report for 161942/0001 - September 2018

Name or company name	Greenhead Dental Practice Limited
Contract type name	GDS Contract
Purpose of contract	General
Contract start date	01/11/2008
Contract end date	

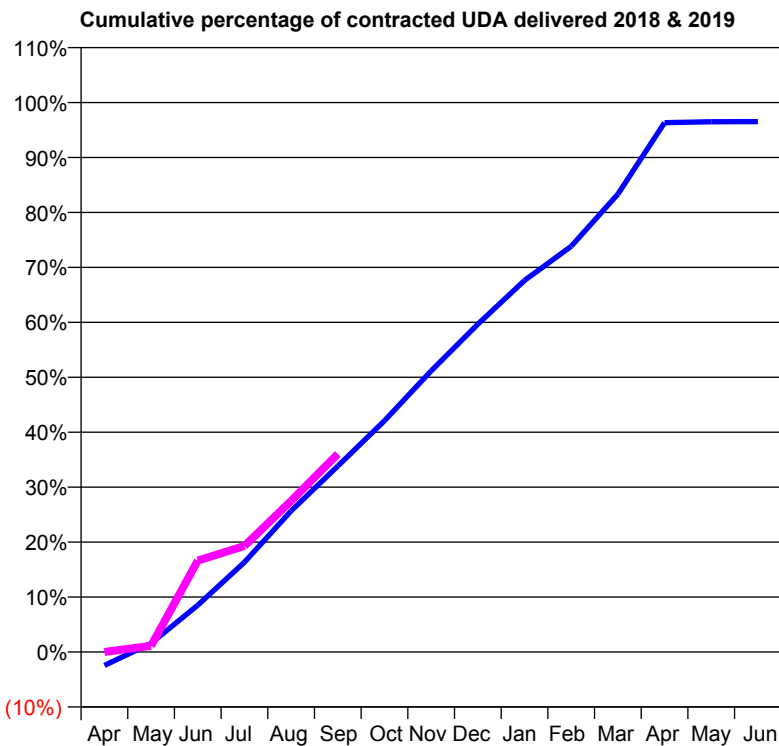
18/19 Contracted general activity (UDA)	18,600
Carry forward general activity (UDA)	0
18/19 Contracted orthodontic activity (UOA)	0
Carry forward orthodontic activity (UOA)	0
Baseline contract value	£478,563.77

ACCESS*

Patients seen in 24 months	Total	Change since previous quarter
Quarter ending September 2017	5,894	
Quarter ending December 2017	5,990	→
Quarter ending March 2018	6,014	→
Quarter ending June 2018	5,981	→
Quarter ending September 2018	5,943	→
Variance since September 2017	0.8%	→



ACTIVITY



Month	Adjusted Scheduled Activity (UDA)	
	2018	2019
April	-459	0
May	296	208
June	1,589	3,096
July	3,042	3,592
August	4,778	5,116
September	6,295	6,705
October	7,828	
November	9,518	
December	11,098	
January	12,578	
February	13,731	
March	15,496	
April	17,915	
May	17,950	
June	17,952	

QUALITY

	Quantity	Base Number	Contract	AT	Region	England
% of FP17s for the same patient ID Re-attending within 3 months - Children	134	1,569	8.5%	10.1%	12.2%	11.6%
% of FP17s for the same patient ID Re-attending within 3 months - Adults	534	3,493	15.3%	13.7%	15.8%	15.5%
% of FP17s for the same patient ID Re-attending between 3 & 9 months - Children	1,041	1,569	66.3%	61.7%	60.3%	58.8%
% of FP17s for the same patient ID Re-attending between 3 & 9 months - Adults	2,275	3,493	65.1%	55.5%	53.5%	51.1%
% of FP17s for Band 1 Urgent Courses	123	3,833	3.2%	8.2%	9.1%	9.0%
% of FP17s Relating to Free Repair or Replacements	38	3,833	1.0%	0.8%	1.0%	0.8%
% of FP17s Relating to Continuations	91	3,833	2.4%	1.0%	1.0%	0.9%
% of Patients satisfied with the dentistry they have received	3	3	N/A	92.3%	93.6%	93.3%
% of Patients satisfied with the time they had to wait for an appointment	2	3	N/A	88.3%	89.8%	88.9%

* This is based on patients treated on this contract for their most recent course of treatment. Figures in italics indicate the base number of FP17s or Patient Questionnaire responses are less than 100. N/A is shown where the base number of responses is less than 10 during the period. % is calculated as Quantity/Base number*100

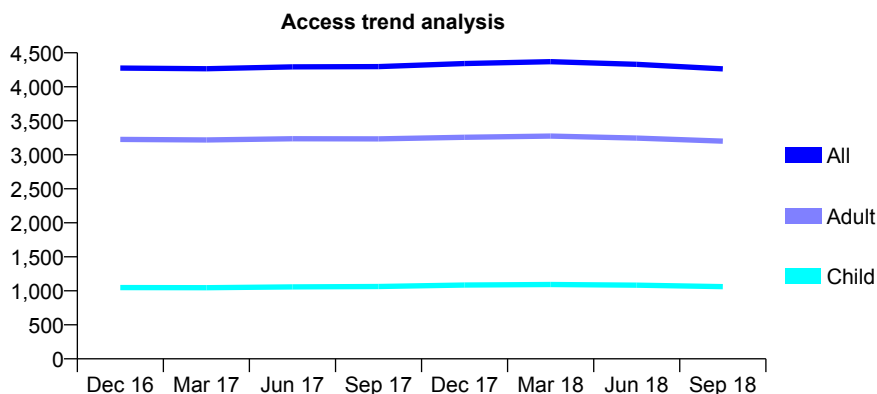
Q52 - Vital Signs At a Glance Contract Report for 162892/0001 - September 2018

Name or company name	Royd House Dental Practice Limited
Contract type name	GDS Contract
Purpose of contract	General
Contract start date	01/04/2007
Contract end date	

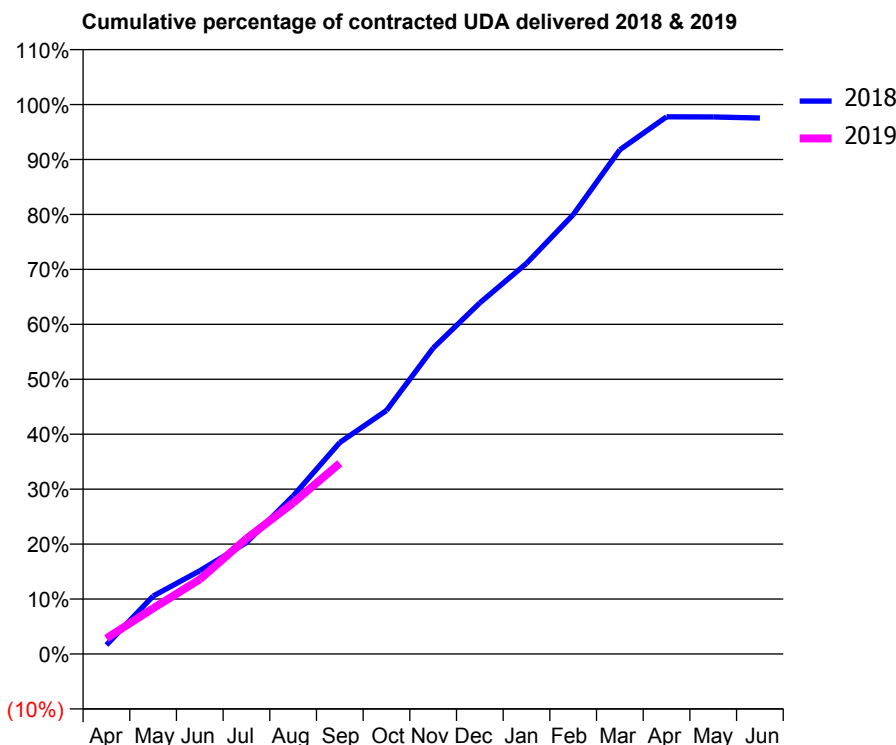
18/19 Contracted general activity (UDA)	12,786
Carry forward general activity (UDA)	0
18/19 Contracted orthodontic activity (UOA)	0
Carry forward orthodontic activity (UOA)	0
Baseline contract value	£298,449.16

ACCESS*

Patients seen in 24 months	Total	Change since previous quarter
Quarter ending September 2017	4,298	
Quarter ending December 2017	4,343	→
Quarter ending March 2018	4,369	→
Quarter ending June 2018	4,330	→
Quarter ending September 2018	4,263	↓
Variance since September 2017	(0.8%)	→



ACTIVITY



Month	2018	2019
April	208	366
May	1,349	1,062
June	1,938	1,737
July	2,592	2,686
August	3,678	3,516
September	4,922	4,437
October	5,668	
November	7,119	
December	8,170	
January	9,089	
February	10,222	
March	11,733	
April	12,499	
May	12,495	
June	12,470	

QUALITY

	Quantity	Base Number	Contract	AT	Region	England
% of FP17s for the same patient ID Re-attending within 3 months - Children	38	879	4.3%	10.1%	12.2%	11.6%
% of FP17s for the same patient ID Re-attending within 3 months - Adults	365	2,616	14.0%	13.7%	15.8%	15.5%
% of FP17s for the same patient ID Re-attending between 3 & 9 months - Children	689	879	78.4%	61.7%	60.3%	58.8%
% of FP17s for the same patient ID Re-attending between 3 & 9 months - Adults	1,879	2,616	71.8%	55.5%	53.5%	51.1%
% of FP17s for Band 1 Urgent Courses	96	2,318	4.1%	8.2%	9.1%	9.0%
% of FP17s Relating to Free Repair or Replacements	25	2,318	1.1%	0.8%	1.0%	0.8%
% of FP17s Relating to Continuations	18	2,318	0.8%	1.0%	1.0%	0.9%
% of Patients satisfied with the dentistry they have received	6	6	N/A	92.3%	93.6%	93.3%
% of Patients satisfied with the time they had to wait for an appointment	6	6	N/A	88.3%	89.8%	88.9%

* This is based on patients treated on this contract for their most recent course of treatment. Figures in italics indicate the base number of FP17s or Patient Questionnaire responses are less than 100. N/A is shown where the base number of responses is less than 10 during the period. % is calculated as Quantity/Base number*100

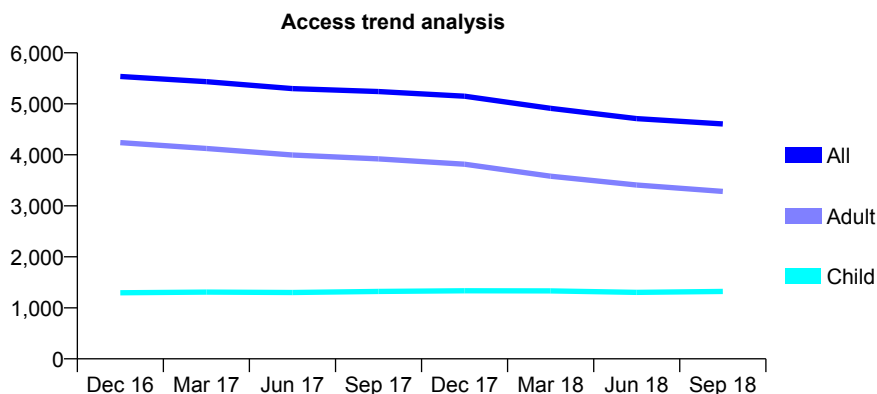
Q52 - Vital Signs At a Glance Contract Report for 162965/0001 - September 2018

Name or company name	Clarendon Dental Spa (Leeds) Ltd
Contract type name	GDS Contract
Purpose of contract	General
Contract start date	01/10/2008
Contract end date	

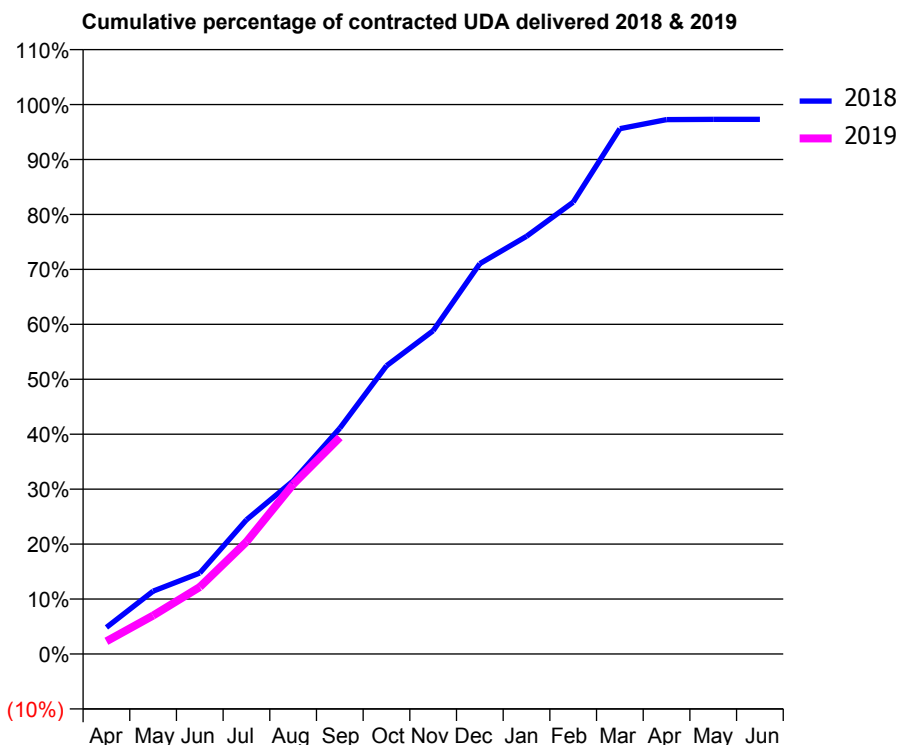
18/19 Contracted general activity (UDA)	13,200
Carry forward general activity (UDA)	0
18/19 Contracted orthodontic activity (UOA)	0
Carry forward orthodontic activity (UOA)	0
Baseline contract value	£347,668.40

ACCESS*

Patients seen in 24 months	Total	Change since previous quarter
Quarter ending September 2017	5,240	
Quarter ending December 2017	5,150	↓
Quarter ending March 2018	4,912	↓
Quarter ending June 2018	4,711	↓
Quarter ending September 2018	4,605	↓
Variance since September 2017	(12.1%)	↓



ACTIVITY



Adjusted Scheduled Activity (UDA)		
Month	2018	2019
April	638	305
May	1,509	924
June	1,945	1,609
July	3,224	2,694
August	4,160	4,078
September	5,424	5,203
October	6,925	
November	7,765	
December	9,377	
January	10,036	
February	10,853	
March	12,619	
April	12,838	
May	12,845	
June	12,845	

QUALITY

	Quantity	Base Number	Contract	AT	Region	England
% of FP17s for the same patient ID Re-attending within 3 months - Children	53	889	6.0%	10.1%	12.2%	11.6%
% of FP17s for the same patient ID Re-attending within 3 months - Adults	318	2,076	15.3%	13.7%	15.8%	15.5%
% of FP17s for the same patient ID Re-attending between 3 & 9 months - Children	520	889	58.5%	61.7%	60.3%	58.8%
% of FP17s for the same patient ID Re-attending between 3 & 9 months - Adults	1,098	2,076	52.9%	55.5%	53.5%	51.1%
% of FP17s for Band 1 Urgent Courses	290	2,823	10.3%	8.2%	9.1%	9.0%
% of FP17s Relating to Free Repair or Replacements	25	2,823	0.9%	0.8%	1.0%	0.8%
% of FP17s Relating to Continuations	11	2,823	0.4%	1.0%	1.0%	0.9%
% of Patients satisfied with the dentistry they have received	1	1	N/A	92.3%	93.6%	93.3%
% of Patients satisfied with the time they had to wait for an appointment	1	1	N/A	88.3%	89.8%	88.9%

* This is based on patients treated on this contract for their most recent course of treatment. Figures in italics indicate the base number of FP17s or Patient Questionnaire responses are less than 100. N/A is shown where the base number of responses is less than 10 during the period. % is calculated as Quantity/Base number*100

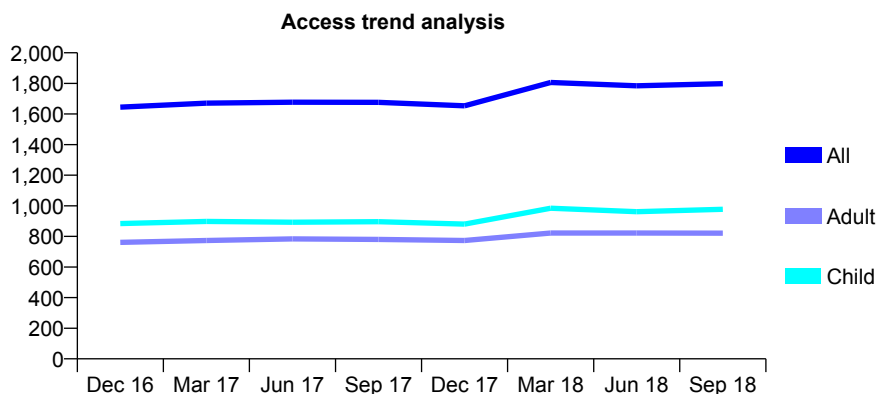
Q52 - Vital Signs At a Glance Contract Report for 164240/0001 - September 2018

Name or company name	Acorn Villas Dental Practice
Contract type name	GDS Contract
Purpose of contract	General
Contract start date	01/04/2013
Contract end date	

18/19 Contracted general activity (UDA)	5,926
Carry forward general activity (UDA)	0
18/19 Contracted orthodontic activity (UOA)	0
Carry forward orthodontic activity (UOA)	0
Baseline contract value	£165,140.39

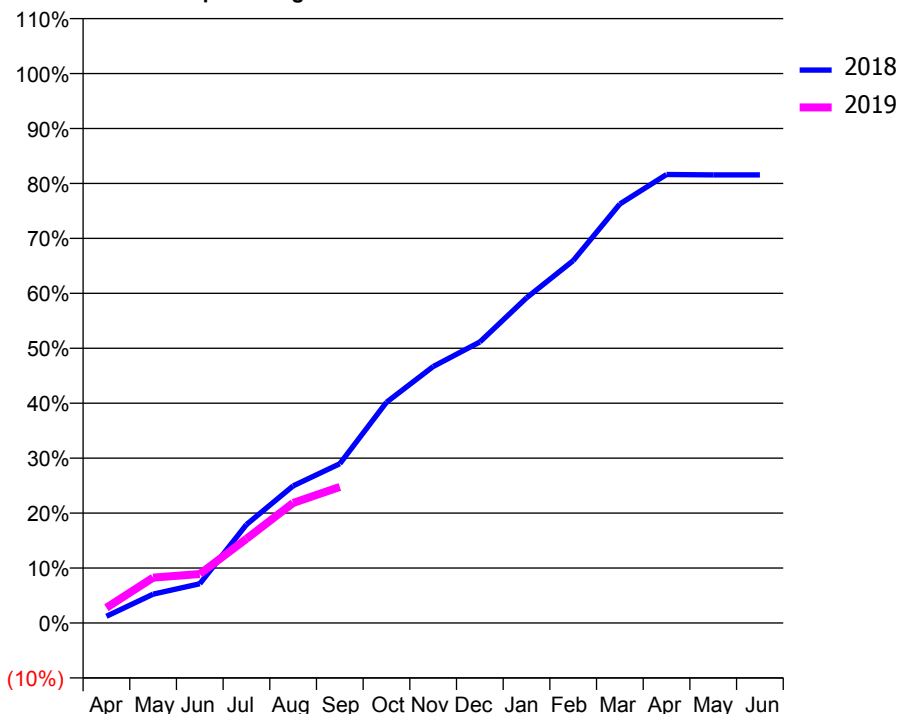
ACCESS*

Patients seen in 24 months	Total	Change since previous quarter
Quarter ending September 2017	1,676	
Quarter ending December 2017	1,654	↓
Quarter ending March 2018	1,806	↑
Quarter ending June 2018	1,784	↓
Quarter ending September 2018	1,798	→
Variance since September 2017	7.3%	↑



ACTIVITY

Cumulative percentage of contracted UDA delivered 2018 & 2019



Adjusted Scheduled Activity (UDA)

Month	2018	2019
April	73	164
May	311	490
June	423	528
July	1,062	909
August	1,478	1,295
September	1,718	1,467
October	2,381	
November	2,767	
December	3,031	
January	3,507	
February	3,908	
March	4,519	
April	4,836	
May	4,833	
June	4,833	

QUALITY

	Quantity	Base Number	Contract	AT	Region	England
% of FP17s for the same patient ID Re-attending within 3 months - Children	75	774	9.7%	10.1%	12.2%	11.6%
% of FP17s for the same patient ID Re-attending within 3 months - Adults	37	442	8.4%	13.7%	15.8%	15.5%
% of FP17s for the same patient ID Re-attending between 3 & 9 months - Children	558	774	72.1%	61.7%	60.3%	58.8%
% of FP17s for the same patient ID Re-attending between 3 & 9 months - Adults	264	442	59.7%	55.5%	53.5%	51.1%
% of FP17s for Band 1 Urgent Courses	35	1,031	3.4%	8.2%	9.1%	9.0%
% of FP17s Relating to Free Repair or Replacements	0	1,031	0.0%	0.8%	1.0%	0.8%
% of FP17s Relating to Continuations	6	1,031	0.6%	1.0%	1.0%	0.9%
% of Patients satisfied with the dentistry they have received	0	0	N/A	92.3%	93.6%	93.3%
% of Patients satisfied with the time they had to wait for an appointment	0	0	N/A	88.3%	89.8%	88.9%

* This is based on patients treated on this contract for their most recent course of treatment. Figures in italics indicate the base number of FP17s or Patient Questionnaire responses are less than 100. N/A is shown where the base number of responses is less than 10 during the period. % is calculated as Quantity/Base number*100

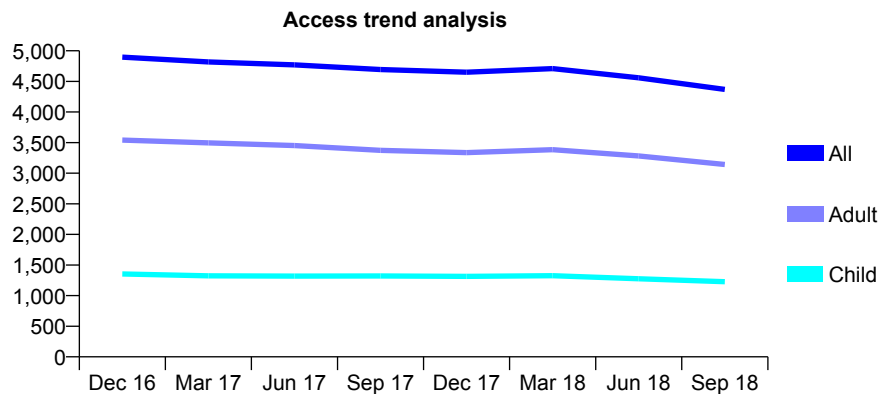
Q52 - Vital Signs At a Glance Contract Report for 164631/0001 - September 2018

Name or company name	Armley Dental Practice Partnership
Contract type name	GDS Contract
Purpose of contract	General
Contract start date	01/05/2013
Contract end date	

18/19 Contracted general activity (UDA)	15,981
Carry forward general activity (UDA)	0
18/19 Contracted orthodontic activity (UOA)	0
Carry forward orthodontic activity (UOA)	0
Baseline contract value	£583,862.12

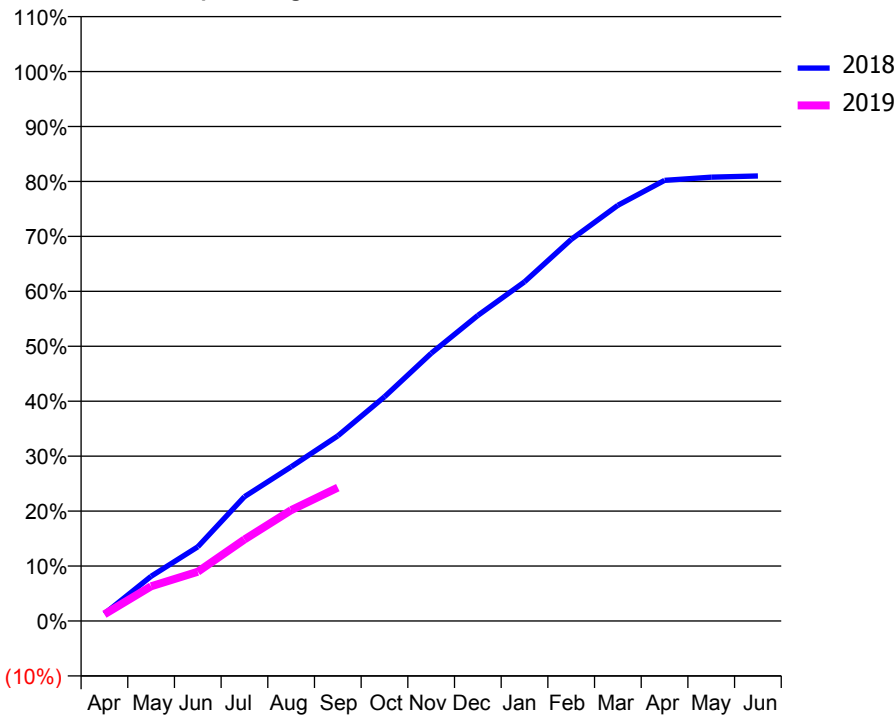
ACCESS*

Patients seen in 24 months	Total	Change since previous quarter
Quarter ending September 2017	4,694	
Quarter ending December 2017	4,650	→
Quarter ending March 2018	4,710	→
Quarter ending June 2018	4,558	↓
Quarter ending September 2018	4,369	↓
Variance since September 2017	(6.9%)	↓



ACTIVITY

Cumulative percentage of contracted UDA delivered 2018 & 2019



Month	Adjusted Scheduled Activity (UDA)	
	2018	2019
April	213	196
May	1,301	1,011
June	2,159	1,433
July	3,618	2,370
August	4,486	3,223
September	5,384	3,879
October	6,519	
November	7,787	
December	8,887	
January	9,865	
February	11,098	
March	12,090	
April	12,814	
May	12,909	
June	12,942	

QUALITY

	Quantity	Base Number	Contract	AT	Region	England
% of FP17s for the same patient ID Re-attending within 3 months - Children	40	580	6.9%	10.1%	12.2%	11.6%
% of FP17s for the same patient ID Re-attending within 3 months - Adults	162	1,344	12.1%	13.7%	15.8%	15.5%
% of FP17s for the same patient ID Re-attending between 3 & 9 months - Children	302	580	52.1%	61.7%	60.3%	58.8%
% of FP17s for the same patient ID Re-attending between 3 & 9 months - Adults	600	1,344	44.6%	55.5%	53.5%	51.1%
% of FP17s for Band 1 Urgent Courses	124	1,650	7.5%	8.2%	9.1%	9.0%
% of FP17s Relating to Free Repair or Replacements	17	1,650	1.0%	0.8%	1.0%	0.8%
% of FP17s Relating to Continuations	29	1,650	1.8%	1.0%	1.0%	0.9%
% of Patients satisfied with the dentistry they have received	1	1	N/A	92.3%	93.6%	93.3%
% of Patients satisfied with the time they had to wait for an appointment	1	1	N/A	88.3%	89.8%	88.9%

* This is based on patients treated on this contract for their most recent course of treatment. Figures in italics indicate the base number of FP17s or Patient Questionnaire responses are less than 100. N/A is shown where the base number of responses is less than 10 during the period. % is calculated as Quantity/Base number*100

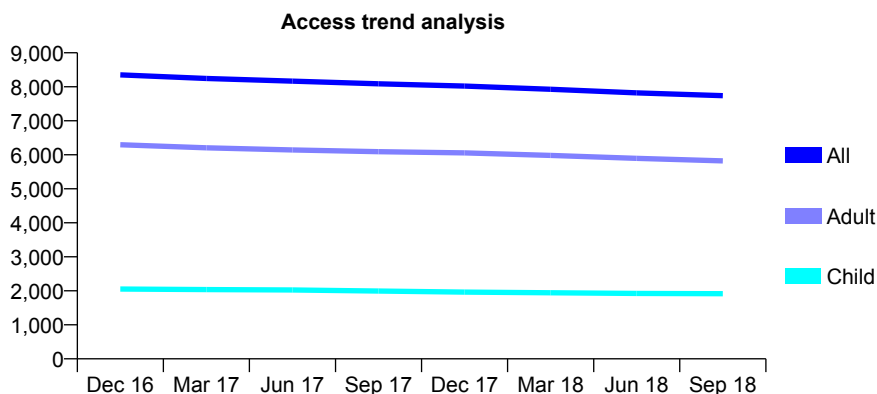
Q52 - Vital Signs At a Glance Contract Report for 165360/0001 - September 2018

Name or company name	Meltham Dental Care Ltd
Contract type name	GDS Contract
Purpose of contract	General
Contract start date	01/04/2010
Contract end date	

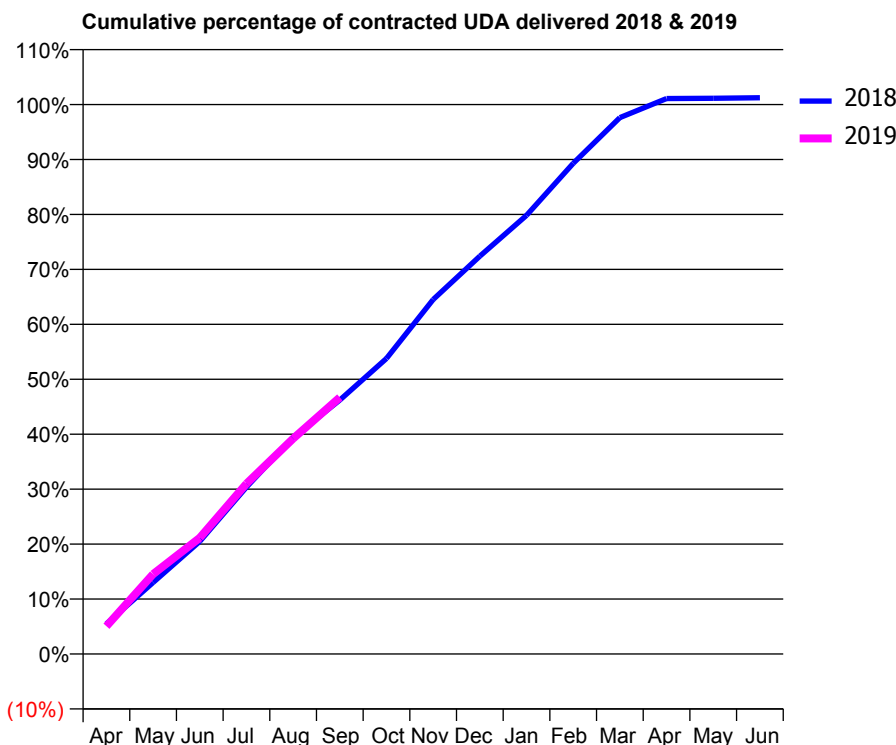
18/19 Contracted general activity (UDA)	28,778
Carry forward general activity (UDA)	0
18/19 Contracted orthodontic activity (UOA)	0
Carry forward orthodontic activity (UOA)	0
Baseline contract value	£837,970.20

ACCESS*

Patients seen in 24 months	Total	Change since previous quarter
Quarter ending September 2017	8,088	
Quarter ending December 2017	8,022	→
Quarter ending March 2018	7,928	↓
Quarter ending June 2018	7,821	↓
Quarter ending September 2018	7,738	↓
Variance since September 2017	(4.3%)	↓



ACTIVITY



Month	Adjusted Scheduled Activity (UDA)	
	2018	2019
April	1,579	1,457
May	3,749	4,187
June	5,900	6,089
July	8,742	8,919
August	11,343	11,284
September	13,303	13,443
October	15,479	
November	18,569	
December	20,838	
January	22,972	
February	25,695	
March	28,095	
April	29,092	
May	29,104	
June	29,134	

QUALITY

	Quantity	Base Number	Contract	AT	Region	England
% of FP17s for the same patient ID Re-attending within 3 months - Children	164	1,881	8.7%	10.1%	12.2%	11.6%
% of FP17s for the same patient ID Re-attending within 3 months - Adults	1,056	5,534	19.1%	13.7%	15.8%	15.5%
% of FP17s for the same patient ID Re-attending between 3 & 9 months - Children	1,474	1,881	78.4%	61.7%	60.3%	58.8%
% of FP17s for the same patient ID Re-attending between 3 & 9 months - Adults	3,845	5,534	69.5%	55.5%	53.5%	51.1%
% of FP17s for Band 1 Urgent Courses	454	6,948	6.5%	8.2%	9.1%	9.0%
% of FP17s Relating to Free Repair or Replacements	51	6,948	0.7%	0.8%	1.0%	0.8%
% of FP17s Relating to Continuations	78	6,948	1.1%	1.0%	1.0%	0.9%
% of Patients satisfied with the dentistry they have received	4	4	N/A	92.3%	93.6%	93.3%
% of Patients satisfied with the time they had to wait for an appointment	4	4	N/A	88.3%	89.8%	88.9%

* This is based on patients treated on this contract for their most recent course of treatment. Figures in italics indicate the base number of FP17s or Patient Questionnaire responses are less than 100. N/A is shown where the base number of responses is less than 10 during the period. % is calculated as Quantity/Base number*100

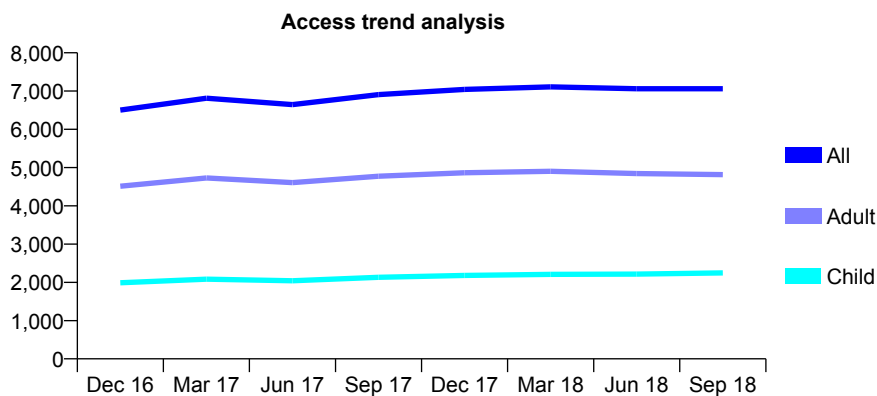
Q52 - Vital Signs At a Glance Contract Report for 166391/0001 - September 2018

Name or company name	Horsforth Smile Clinic Ltd
Contract type name	GDS Contract
Purpose of contract	General
Contract start date	01/01/2014
Contract end date	

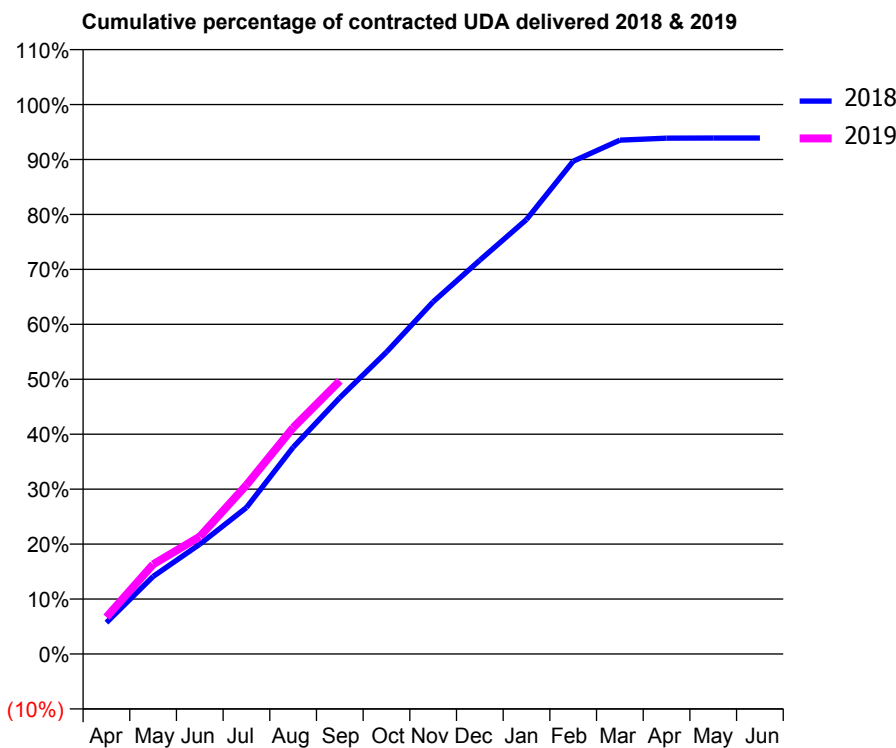
18/19 Contracted general activity (UDA)	15,597
Carry forward general activity (UDA)	0
18/19 Contracted orthodontic activity (UOA)	0
Carry forward orthodontic activity (UOA)	0
Baseline contract value	£382,117.25

ACCESS*

Patients seen in 24 months	Total	Change since previous quarter
Quarter ending September 2017	6,907	
Quarter ending December 2017	7,044	→
Quarter ending March 2018	7,109	→
Quarter ending June 2018	7,060	→
Quarter ending September 2018	7,062	→
Variance since September 2017	2.2%	↑



ACTIVITY



Month	Adjusted Scheduled Activity (UDA)	
	2018	2019
April	892	1,046
May	2,201	2,546
June	3,119	3,333
July	4,160	4,796
August	5,869	6,424
September	7,275	7,755
October	8,571	
November	9,997	
December	11,177	
January	12,334	
February	13,987	
March	14,585	
April	14,642	
May	14,645	
June	14,645	

QUALITY

	Quantity	Base Number	Contract	AT	Region	England
% of FP17s for the same patient ID Re-attending within 3 months - Children	144	1,665	8.6%	10.1%	12.2%	11.6%
% of FP17s for the same patient ID Re-attending within 3 months - Adults	483	3,161	15.3%	13.7%	15.8%	15.5%
% of FP17s for the same patient ID Re-attending between 3 & 9 months - Children	942	1,665	56.6%	61.7%	60.3%	58.8%
% of FP17s for the same patient ID Re-attending between 3 & 9 months - Adults	1,736	3,161	54.9%	55.5%	53.5%	51.1%
% of FP17s for Band 1 Urgent Courses	414	4,379	9.5%	8.2%	9.1%	9.0%
% of FP17s Relating to Free Repair or Replacements	24	4,379	0.5%	0.8%	1.0%	0.8%
% of FP17s Relating to Continuations	9	4,379	0.2%	1.0%	1.0%	0.9%
% of Patients satisfied with the dentistry they have received	2	2	N/A	92.3%	93.6%	93.3%
% of Patients satisfied with the time they had to wait for an appointment	2	2	N/A	88.3%	89.8%	88.9%

* This is based on patients treated on this contract for their most recent course of treatment. Figures in italics indicate the base number of FP17s or Patient Questionnaire responses are less than 100. N/A is shown where the base number of responses is less than 10 during the period. % is calculated as Quantity/Base number*100

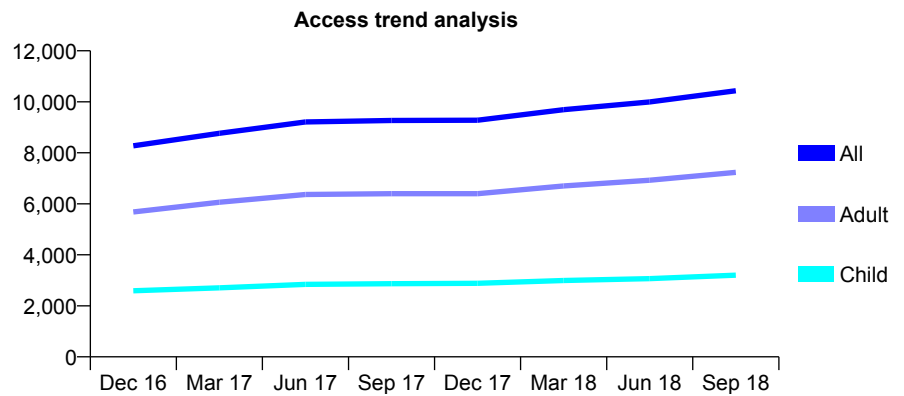
Q52 - Vital Signs At a Glance Contract Report for 166561/0001 - September 2018

Name or company name	Wakefield Road Surgery Partnership
Contract type name	GDS Contract
Purpose of contract	General
Contract start date	01/07/2015
Contract end date	

18/19 Contracted general activity (UDA)	32,261
Carry forward general activity (UDA)	0
18/19 Contracted orthodontic activity (UOA)	0
Carry forward orthodontic activity (UOA)	0
Baseline contract value	£1,075,493.78

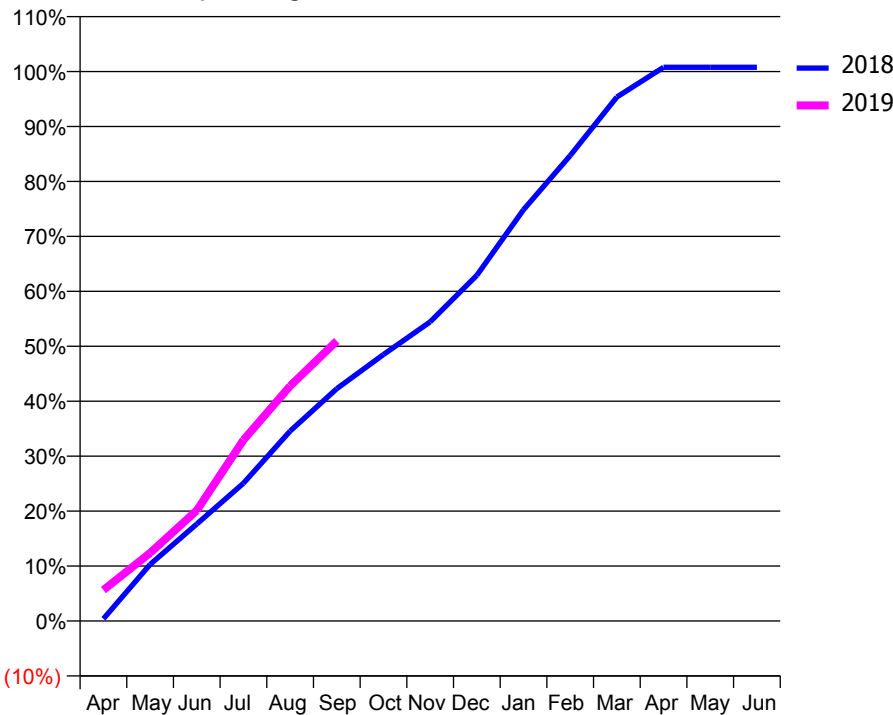
ACCESS*

Patients seen in 24 months	Total	Change since previous quarter
Quarter ending September 2017	9,268	
Quarter ending December 2017	9,277	→
Quarter ending March 2018	9,692	↑
Quarter ending June 2018	9,995	↑
Quarter ending September 2018	10,436	↑
Variance since September 2017	12.6%	↑



ACTIVITY

Cumulative percentage of contracted UDA delivered 2018 & 2019



Month	Adjusted Scheduled Activity (UDA)	
	2018	2019
April	132	1,821
May	3,354	3,997
June	5,747	6,490
July	8,160	10,628
August	11,247	13,801
September	13,761	16,445
October	15,779	
November	17,715	
December	20,474	
January	24,355	
February	27,567	
March	31,035	
April	32,797	
May	32,797	
June	32,797	

QUALITY

	Quantity	Base Number	Contract	AT	Region	England
% of FP17s for the same patient ID Re-attending within 3 months - Children	168	2,761	6.1%	10.1%	12.2%	11.6%
% of FP17s for the same patient ID Re-attending within 3 months - Adults	498	5,247	9.5%	13.7%	15.8%	15.5%
% of FP17s for the same patient ID Re-attending between 3 & 9 months - Children	1,647	2,761	59.7%	61.7%	60.3%	58.8%
% of FP17s for the same patient ID Re-attending between 3 & 9 months - Adults	2,910	5,247	55.5%	55.5%	53.5%	51.1%
% of FP17s for Band 1 Urgent Courses	326	7,345	4.4%	8.2%	9.1%	9.0%
% of FP17s Relating to Free Repair or Replacements	15	7,345	0.2%	0.8%	1.0%	0.8%
% of FP17s Relating to Continuations	1	7,345	0.0%	1.0%	1.0%	0.9%
% of Patients satisfied with the dentistry they have received	2	4	N/A	92.3%	93.6%	93.3%
% of Patients satisfied with the time they had to wait for an appointment	2	4	N/A	88.3%	89.8%	88.9%

* This is based on patients treated on this contract for their most recent course of treatment. Figures in italics indicate the base number of FP17s or Patient Questionnaire responses are less than 100. N/A is shown where the base number of responses is less than 10 during the period. % is calculated as Quantity/Base number*100

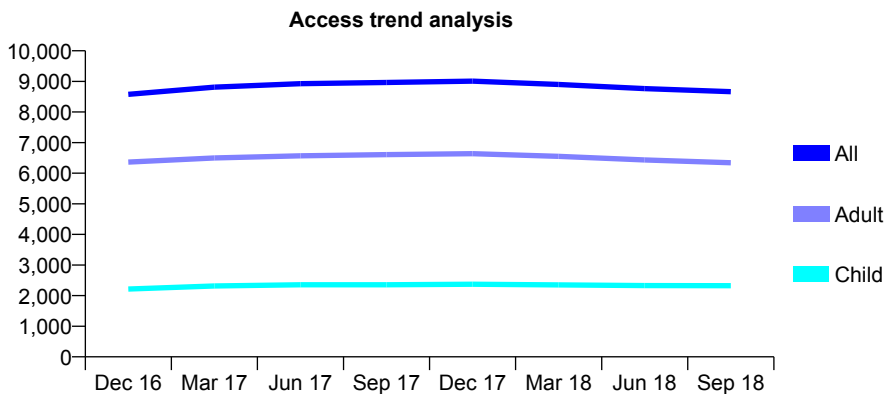
Q52 - Vital Signs At a Glance Contract Report for 167053/0001 - September 2018

Name or company name	Stainbeck Dental Surgery
Contract type name	GDS Contract
Purpose of contract	General
Contract start date	17/10/2014
Contract end date	

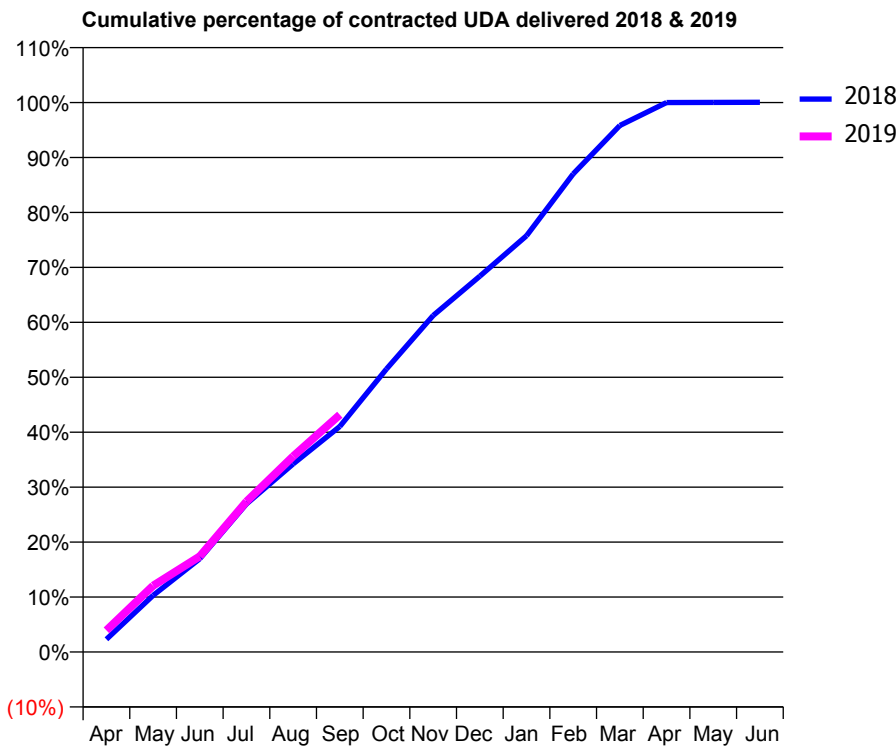
18/19 Contracted general activity (UDA)	23,990
Carry forward general activity (UDA)	0
18/19 Contracted orthodontic activity (UOA)	0
Carry forward orthodontic activity (UOA)	0
Baseline contract value	£746,182.77

ACCESS*

Patients seen in 24 months	Total	Change since previous quarter
Quarter ending September 2017	8,966	
Quarter ending December 2017	9,010	→
Quarter ending March 2018	8,900	↓
Quarter ending June 2018	8,764	↓
Quarter ending September 2018	8,666	↓
Variance since September 2017	(3.3%)	↓



ACTIVITY



Month	Adjusted Scheduled Activity (UDA)	
	2018	2019
April	559	944
May	2,472	2,896
June	4,074	4,177
July	6,466	6,569
August	8,210	8,546
September	9,847	10,359
October	12,354	
November	14,691	
December	16,411	
January	18,175	
February	20,874	
March	22,985	
April	23,991	
May	23,995	
June	23,999	

QUALITY

	Quantity	Base Number	Contract	AT	Region	England
% of FP17s for the same patient ID Re-attending within 3 months - Children	98	1,621	6.0%	10.1%	12.2%	11.6%
% of FP17s for the same patient ID Re-attending within 3 months - Adults	543	4,088	13.3%	13.7%	15.8%	15.5%
% of FP17s for the same patient ID Re-attending between 3 & 9 months - Children	942	1,621	58.1%	61.7%	60.3%	58.8%
% of FP17s for the same patient ID Re-attending between 3 & 9 months - Adults	2,350	4,088	57.5%	55.5%	53.5%	51.1%
% of FP17s for Band 1 Urgent Courses	406	5,293	7.7%	8.2%	9.1%	9.0%
% of FP17s Relating to Free Repair or Replacements	46	5,293	0.9%	0.8%	1.0%	0.8%
% of FP17s Relating to Continuations	71	5,293	1.3%	1.0%	1.0%	0.9%
% of Patients satisfied with the dentistry they have received	14	14	100.0%	92.3%	93.6%	93.3%
% of Patients satisfied with the time they had to wait for an appointment	14	14	100.0%	88.3%	89.8%	88.9%

* This is based on patients treated on this contract for their most recent course of treatment. Figures in italics indicate the base number of FP17s or Patient Questionnaire responses are less than 100. N/A is shown where the base number of responses is less than 10 during the period. % is calculated as Quantity/Base number*100

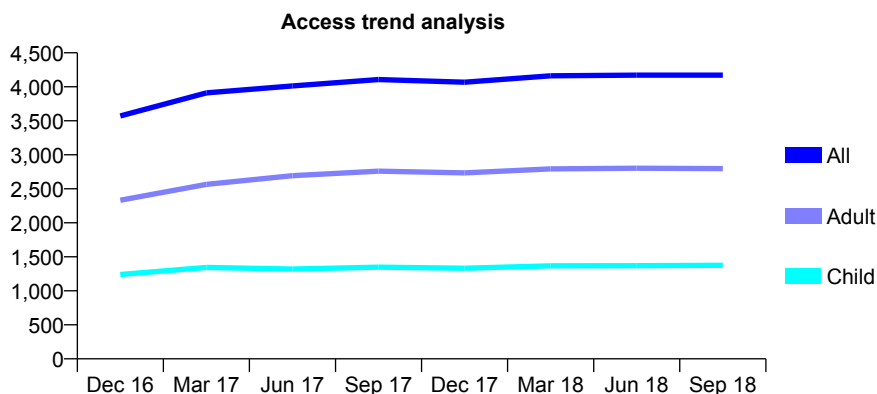
Q52 - Vital Signs At a Glance Contract Report for 167614/0001 - September 2018

Name or company name	Heaton Dental Care Limited
Contract type name	GDS Contract
Purpose of contract	General
Contract start date	06/04/2015
Contract end date	

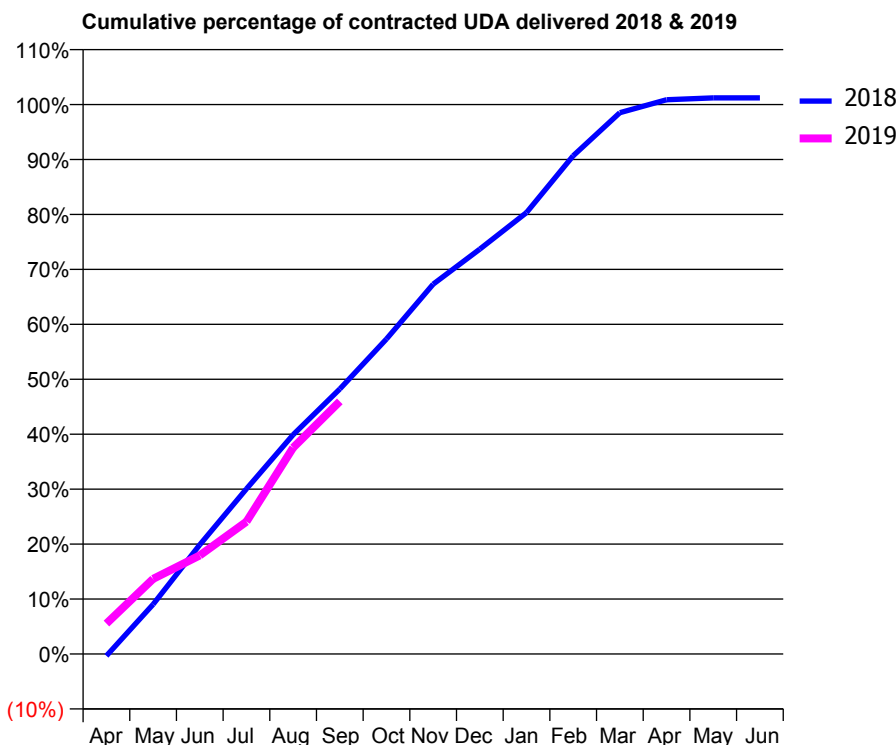
18/19 Contracted general activity (UDA)	10,649
Carry forward general activity (UDA)	0
18/19 Contracted orthodontic activity (UOA)	0
Carry forward orthodontic activity (UOA)	0
Baseline contract value	£293,873.52

ACCESS*

Patients seen in 24 months	Total	Change since previous quarter
Quarter ending September 2017	4,107	
Quarter ending December 2017	4,068	→
Quarter ending March 2018	4,161	↑
Quarter ending June 2018	4,172	→
Quarter ending September 2018	4,172	→
Variance since September 2017	1.6%	→



ACTIVITY



Month	Adjusted Scheduled Activity (UDA)	
	2018	2019
April	-40	590
May	1,019	1,456
June	2,242	1,911
July	3,388	2,564
August	4,499	3,999
September	5,440	4,896
October	6,464	
November	7,589	
December	8,310	
January	9,060	
February	10,223	
March	11,107	
April	11,374	
May	11,413	
June	11,413	

QUALITY

	Quantity	Base Number	Contract	AT	Region	England
% of FP17s for the same patient ID Re-attending within 3 months - Children	52	1,123	4.6%	10.1%	12.2%	11.6%
% of FP17s for the same patient ID Re-attending within 3 months - Adults	155	1,961	7.9%	13.7%	15.8%	15.5%
% of FP17s for the same patient ID Re-attending between 3 & 9 months - Children	709	1,123	63.1%	61.7%	60.3%	58.8%
% of FP17s for the same patient ID Re-attending between 3 & 9 months - Adults	1,252	1,961	63.8%	55.5%	53.5%	51.1%
% of FP17s for Band 1 Urgent Courses	22	2,352	0.9%	8.2%	9.1%	9.0%
% of FP17s Relating to Free Repair or Replacements	1	2,352	0.0%	0.8%	1.0%	0.8%
% of FP17s Relating to Continuations	0	2,352	0.0%	1.0%	1.0%	0.9%
% of Patients satisfied with the dentistry they have received	1	1	N/A	92.3%	93.6%	93.3%
% of Patients satisfied with the time they had to wait for an appointment	1	1	N/A	88.3%	89.8%	88.9%

* This is based on patients treated on this contract for their most recent course of treatment. Figures in italics indicate the base number of FP17s or Patient Questionnaire responses are less than 100. N/A is shown where the base number of responses is less than 10 during the period. % is calculated as Quantity/Base number*100

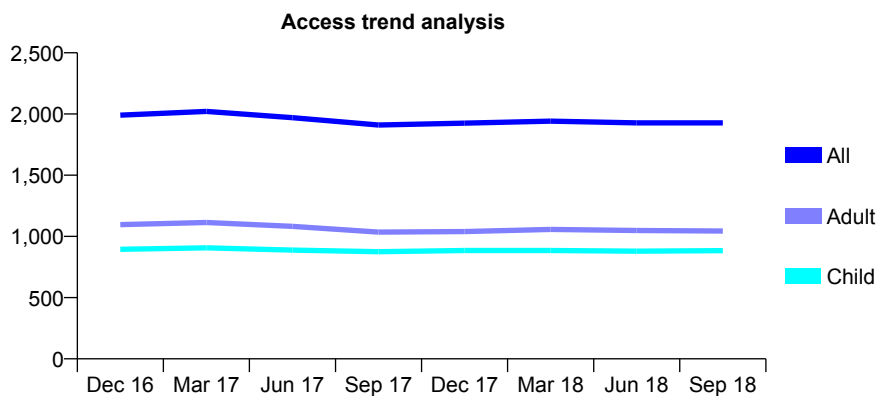
Q52 - Vital Signs At a Glance Contract Report for 168025/0001 - September 2018

Name or company name	Summerville Road Dental Practice
Contract type name	GDS Contract
Purpose of contract	General
Contract start date	01/10/2013
Contract end date	

18/19 Contracted general activity (UDA)	6,736
Carry forward general activity (UDA)	0
18/19 Contracted orthodontic activity (UOA)	0
Carry forward orthodontic activity (UOA)	0
Baseline contract value	£183,862.62

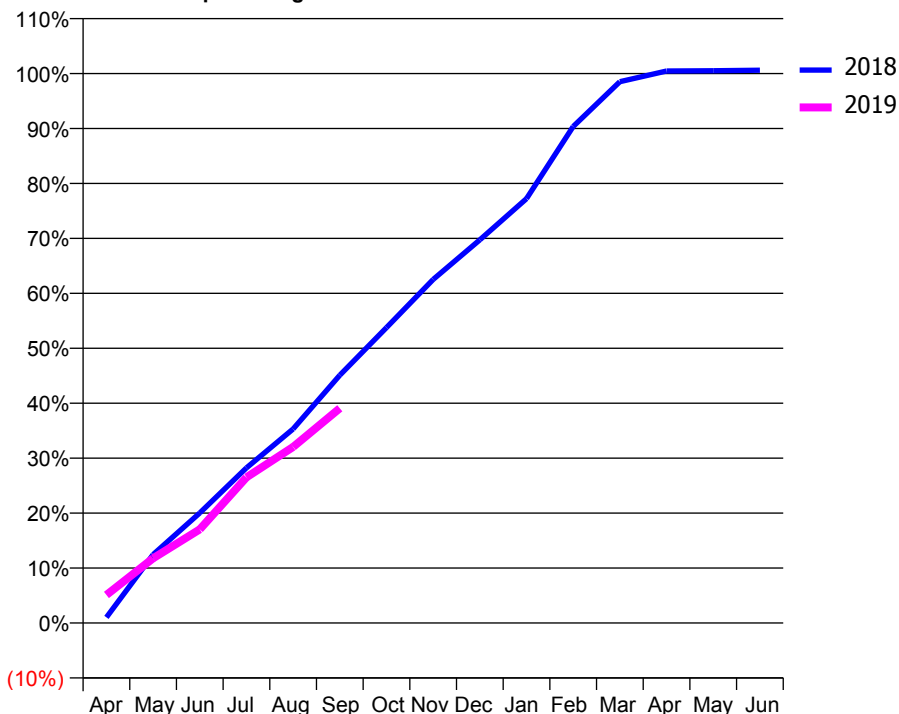
ACCESS*

Patients seen in 24 months	Total	Change since previous quarter
Quarter ending September 2017	1,910	
Quarter ending December 2017	1,925	→
Quarter ending March 2018	1,942	→
Quarter ending June 2018	1,928	→
Quarter ending September 2018	1,928	→
Variance since September 2017	0.9%	→



ACTIVITY

Cumulative percentage of contracted UDA delivered 2018 & 2019



Month	Adjusted Scheduled Activity (UDA)	
	2018	2019
April	69	344
May	840	793
June	1,350	1,149
July	1,902	1,785
August	2,380	2,159
September	3,039	2,632
October	3,622	
November	4,211	
December	4,697	
January	5,202	
February	6,087	
March	6,636	
April	6,766	
May	6,769	
June	6,776	

QUALITY

	Quantity	Base Number	Contract	AT	Region	England
% of FP17s for the same patient ID Re-attending within 3 months - Children	73	637	11.5%	10.1%	12.2%	11.6%
% of FP17s for the same patient ID Re-attending within 3 months - Adults	152	615	24.7%	13.7%	15.8%	15.5%
% of FP17s for the same patient ID Re-attending between 3 & 9 months - Children	365	637	57.3%	61.7%	60.3%	58.8%
% of FP17s for the same patient ID Re-attending between 3 & 9 months - Adults	236	615	38.4%	55.5%	53.5%	51.1%
% of FP17s for Band 1 Urgent Courses	194	1,187	16.3%	8.2%	9.1%	9.0%
% of FP17s Relating to Free Repair or Replacements	0	1,187	0.0%	0.8%	1.0%	0.8%
% of FP17s Relating to Continuations	0	1,187	0.0%	1.0%	1.0%	0.9%
% of Patients satisfied with the dentistry they have received	1	1	N/A	92.3%	93.6%	93.3%
% of Patients satisfied with the time they had to wait for an appointment	1	1	N/A	88.3%	89.8%	88.9%

* This is based on patients treated on this contract for their most recent course of treatment. Figures in italics indicate the base number of FP17s or Patient Questionnaire responses are less than 100. N/A is shown where the base number of responses is less than 10 during the period. % is calculated as Quantity/Base number*100

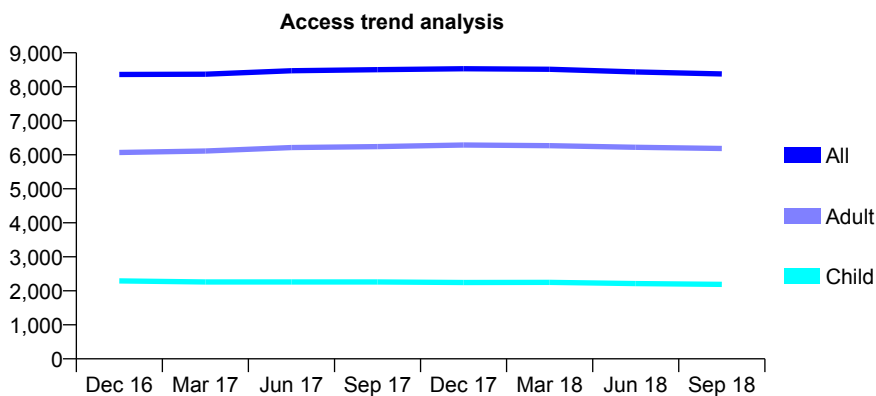
Q52 - Vital Signs At a Glance Contract Report for 168785/0001 - September 2018

Name or company name	Bedford & Associates Limited
Contract type name	GDS Contract
Purpose of contract	General
Contract start date	01/11/2013
Contract end date	

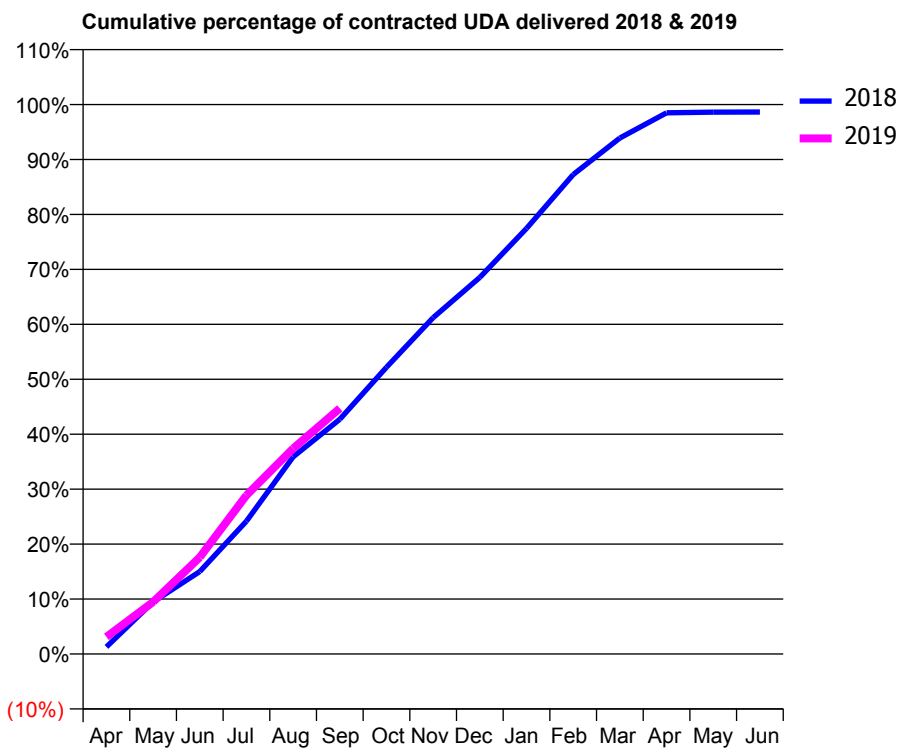
18/19 Contracted general activity (UDA)	23,757
Carry forward general activity (UDA)	0
18/19 Contracted orthodontic activity (UOA)	0
Carry forward orthodontic activity (UOA)	0
Baseline contract value	£637,607.68

ACCESS*

Patients seen in 24 months	Total	Change since previous quarter
Quarter ending September 2017	8,504	
Quarter ending December 2017	8,532	→
Quarter ending March 2018	8,517	→
Quarter ending June 2018	8,436	→
Quarter ending September 2018	8,377	→
Variance since September 2017	(1.5%)	↓



ACTIVITY



Month	Adjusted Scheduled Activity (UDA)	
	2018	2019
April	314	739
May	2,286	2,252
June	3,620	4,180
July	5,830	6,866
August	8,655	8,887
September	10,302	10,623
October	12,587	
November	14,762	
December	16,528	
January	18,677	
February	21,042	
March	22,642	
April	23,750	
May	23,777	
June	23,788	

QUALITY

	Quantity	Base Number	Contract	AT	Region	England
% of FP17s for the same patient ID Re-attending within 3 months - Children	124	1,507	8.2%	10.1%	12.2%	11.6%
% of FP17s for the same patient ID Re-attending within 3 months - Adults	630	4,101	15.4%	13.7%	15.8%	15.5%
% of FP17s for the same patient ID Re-attending between 3 & 9 months - Children	888	1,507	58.9%	61.7%	60.3%	58.8%
% of FP17s for the same patient ID Re-attending between 3 & 9 months - Adults	2,178	4,101	53.1%	55.5%	53.5%	51.1%
% of FP17s for Band 1 Urgent Courses	431	5,076	8.5%	8.2%	9.1%	9.0%
% of FP17s Relating to Free Repair or Replacements	108	5,076	2.1%	0.8%	1.0%	0.8%
% of FP17s Relating to Continuations	44	5,076	0.9%	1.0%	1.0%	0.9%
% of Patients satisfied with the dentistry they have received	2	2	N/A	92.3%	93.6%	93.3%
% of Patients satisfied with the time they had to wait for an appointment	1	2	N/A	88.3%	89.8%	88.9%

* This is based on patients treated on this contract for their most recent course of treatment. Figures in italics indicate the base number of FP17s or Patient Questionnaire responses are less than 100. N/A is shown where the base number of responses is less than 10 during the period. % is calculated as Quantity/Base number*100

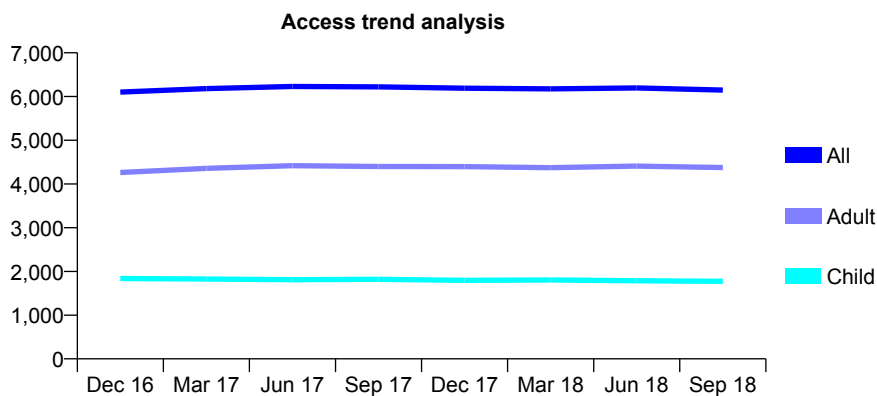
Q52 - Vital Signs At a Glance Contract Report for 168904/0001 - September 2018

Name or company name	Mount Dental Surgery Limited
Contract type name	GDS Contract
Purpose of contract	General
Contract start date	01/04/2010
Contract end date	

18/19 Contracted general activity (UDA)	17,579
Carry forward general activity (UDA)	0
18/19 Contracted orthodontic activity (UOA)	0
Carry forward orthodontic activity (UOA)	0
Baseline contract value	£544,845.22

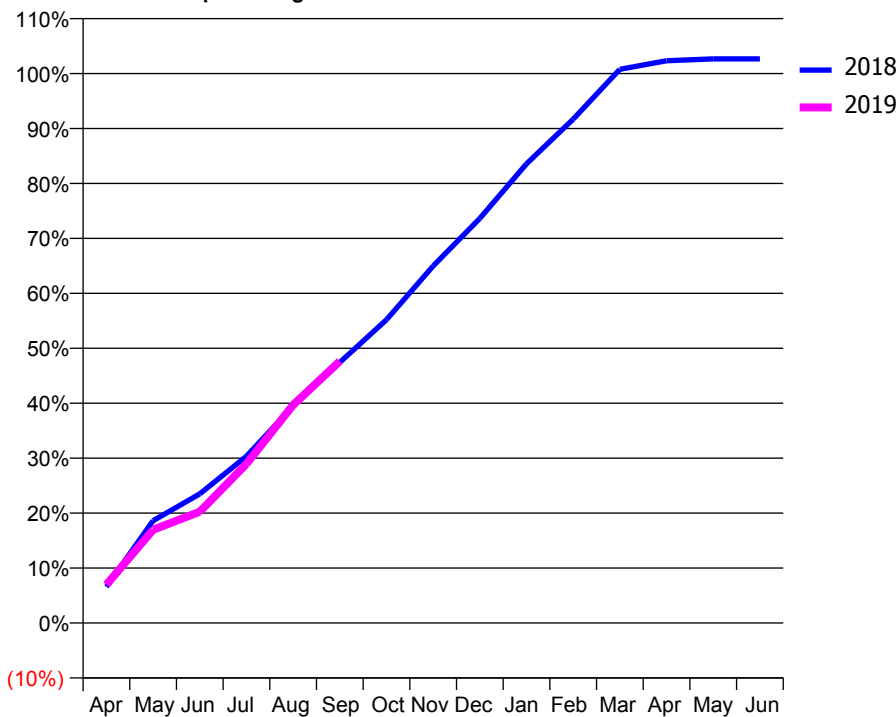
ACCESS*

Patients seen in 24 months	Total	Change since previous quarter
Quarter ending September 2017	6,220	
Quarter ending December 2017	6,191	→
Quarter ending March 2018	6,175	→
Quarter ending June 2018	6,196	→
Quarter ending September 2018	6,149	→
Variance since September 2017	(1.1%)	↓



ACTIVITY

Cumulative percentage of contracted UDA delivered 2018 & 2019



Adjusted Scheduled Activity (UDA)

Month	2018	2019
April	1,192	1,226
May	3,371	2,984
June	4,250	3,559
July	5,489	5,091
August	7,143	6,975
September	8,580	8,377
October	9,987	
November	11,755	
December	13,321	
January	15,116	
February	16,586	
March	18,231	
April	18,513	
May	18,573	
June	18,574	

QUALITY

	Quantity	Base Number	Contract	AT	Region	England
% of FP17s for the same patient ID Re-attending within 3 months - Children	125	1,372	9.1%	10.1%	12.2%	11.6%
% of FP17s for the same patient ID Re-attending within 3 months - Adults	345	2,526	13.7%	13.7%	15.8%	15.5%
% of FP17s for the same patient ID Re-attending between 3 & 9 months - Children	727	1,372	53.0%	61.7%	60.3%	58.8%
% of FP17s for the same patient ID Re-attending between 3 & 9 months - Adults	1,091	2,526	43.2%	55.5%	53.5%	51.1%
% of FP17s for Band 1 Urgent Courses	320	3,752	8.5%	8.2%	9.1%	9.0%
% of FP17s Relating to Free Repair or Replacements	0	3,752	0.0%	0.8%	1.0%	0.8%
% of FP17s Relating to Continuations	17	3,752	0.5%	1.0%	1.0%	0.9%
% of Patients satisfied with the dentistry they have received	4	4	N/A	92.3%	93.6%	93.3%
% of Patients satisfied with the time they had to wait for an appointment	4	4	N/A	88.3%	89.8%	88.9%

* This is based on patients treated on this contract for their most recent course of treatment. Figures in italics indicate the base number of FP17s or Patient Questionnaire responses are less than 100. N/A is shown where the base number of responses is less than 10 during the period. % is calculated as Quantity/Base number*100

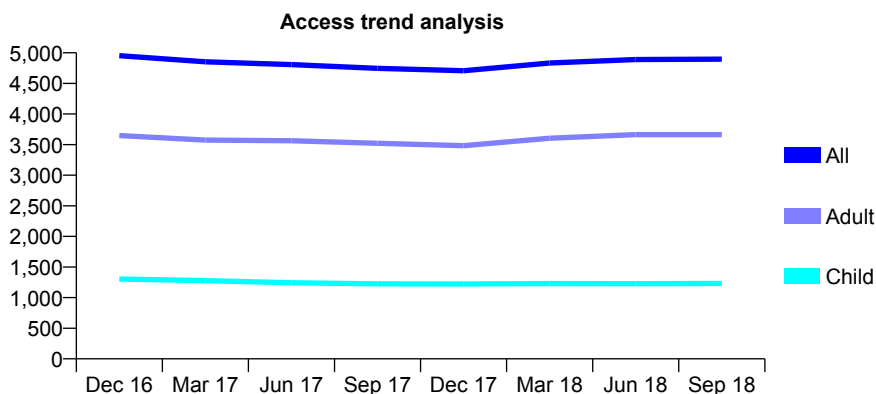
Q52 - Vital Signs At a Glance Contract Report for 169188/0001 - September 2018

Name or company name	Thornton Dental Limited
Contract type name	GDS Contract
Purpose of contract	General
Contract start date	01/08/2014
Contract end date	

18/19 Contracted general activity (UDA)	14,479
Carry forward general activity (UDA)	0
18/19 Contracted orthodontic activity (UOA)	0
Carry forward orthodontic activity (UOA)	0
Baseline contract value	£348,587.74

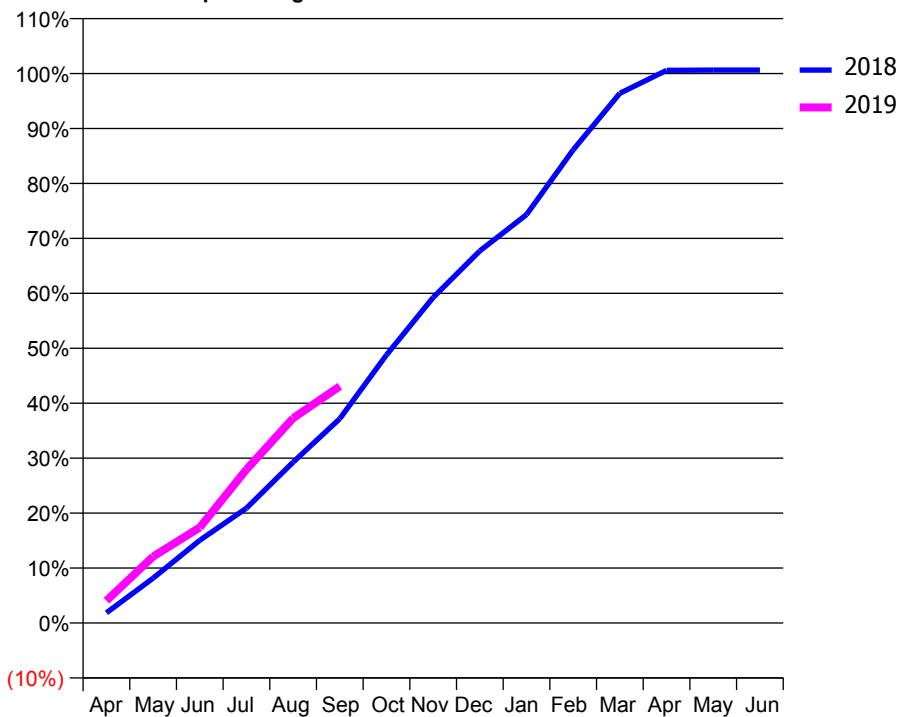
ACCESS*

Patients seen in 24 months	Total	Change since previous quarter
Quarter ending September 2017	4,747	
Quarter ending December 2017	4,706	→
Quarter ending March 2018	4,834	↑
Quarter ending June 2018	4,891	→
Quarter ending September 2018	4,896	→
Variance since September 2017	3.1%	↑



ACTIVITY

Cumulative percentage of contracted UDA delivered 2018 & 2019



Month	Adjusted Scheduled Activity (UDA)	
	2018	2019
April	269	590
May	1,182	1,752
June	2,180	2,519
July	3,027	4,047
August	4,238	5,399
September	5,383	6,239
October	7,063	
November	8,578	
December	9,804	
January	10,761	
February	12,469	
March	13,958	
April	14,561	
May	14,569	
June	14,570	

QUALITY

	Quantity	Base Number	Contract	AT	Region	England
% of FP17s for the same patient ID Re-attending within 3 months - Children	99	1,015	9.8%	10.1%	12.2%	11.6%
% of FP17s for the same patient ID Re-attending within 3 months - Adults	329	2,681	12.3%	13.7%	15.8%	15.5%
% of FP17s for the same patient ID Re-attending between 3 & 9 months - Children	683	1,015	67.3%	61.7%	60.3%	58.8%
% of FP17s for the same patient ID Re-attending between 3 & 9 months - Adults	1,817	2,681	67.8%	55.5%	53.5%	51.1%
% of FP17s for Band 1 Urgent Courses	266	3,407	7.8%	8.2%	9.1%	9.0%
% of FP17s Relating to Free Repair or Replacements	25	3,407	0.7%	0.8%	1.0%	0.8%
% of FP17s Relating to Continuations	30	3,407	0.9%	1.0%	1.0%	0.9%
% of Patients satisfied with the dentistry they have received	1	1	N/A	92.3%	93.6%	93.3%
% of Patients satisfied with the time they had to wait for an appointment	1	1	N/A	88.3%	89.8%	88.9%

* This is based on patients treated on this contract for their most recent course of treatment. Figures in italics indicate the base number of FP17s or Patient Questionnaire responses are less than 100. N/A is shown where the base number of responses is less than 10 during the period. % is calculated as Quantity/Base number*100

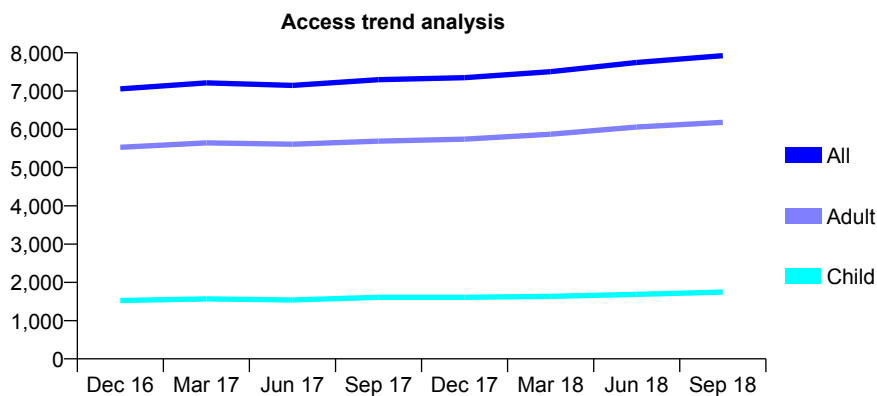
Q52 - Vital Signs At a Glance Contract Report for 172340/0001 - September 2018

Name or company name	S C Milnes Ltd
Contract type name	GDS Contract
Purpose of contract	General
Contract start date	01/06/2009
Contract end date	

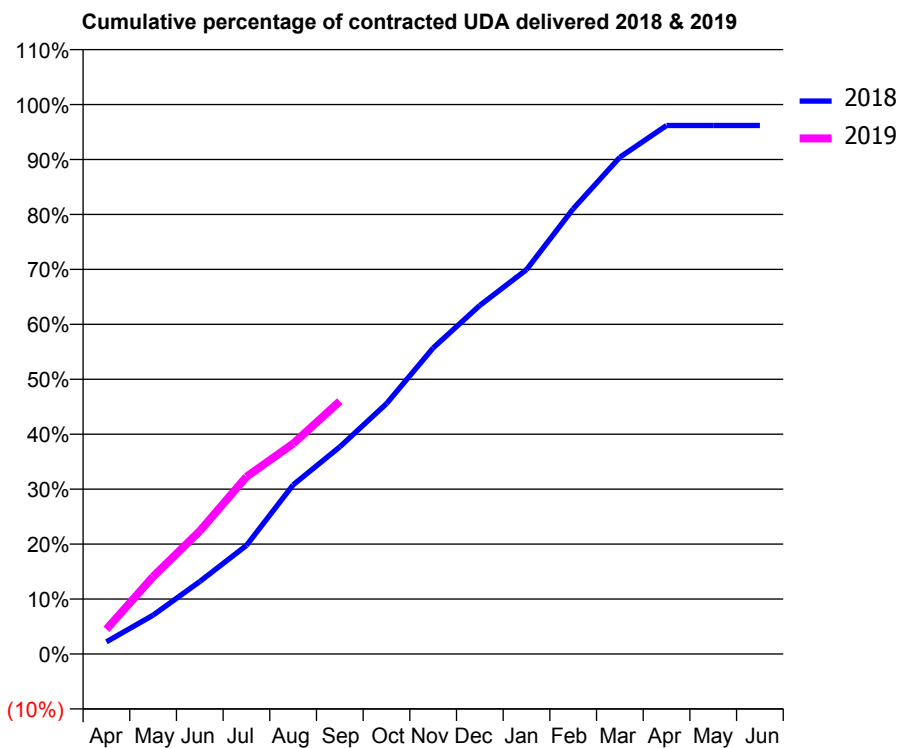
18/19 Contracted general activity (UDA)	21,455
Carry forward general activity (UDA)	0
18/19 Contracted orthodontic activity (UOA)	0
Carry forward orthodontic activity (UOA)	0
Baseline contract value	£679,441.94

ACCESS*

Patients seen in 24 months	Total	Change since previous quarter
Quarter ending September 2017	7,298	
Quarter ending December 2017	7,350	→
Quarter ending March 2018	7,506	↑
Quarter ending June 2018	7,747	↑
Quarter ending September 2018	7,926	↑
Variance since September 2017	8.6%	↑



ACTIVITY



Adjusted Scheduled Activity (UDA)		
Month	2018	2019
April	475	965
May	1,517	3,021
June	2,830	4,803
July	4,242	6,924
August	6,605	8,213
September	8,089	9,870
October	9,777	
November	11,952	
December	13,612	
January	15,008	
February	17,381	
March	19,397	
April	20,635	
May	20,635	
June	20,635	

QUALITY

	Quantity	Base Number	Contract	AT	Region	England
% of FP17s for the same patient ID Re-attending within 3 months - Children	74	1,341	5.5%	10.1%	12.2%	11.6%
% of FP17s for the same patient ID Re-attending within 3 months - Adults	478	4,825	9.9%	13.7%	15.8%	15.5%
% of FP17s for the same patient ID Re-attending between 3 & 9 months - Children	804	1,341	60.0%	61.7%	60.3%	58.8%
% of FP17s for the same patient ID Re-attending between 3 & 9 months - Adults	3,108	4,825	64.4%	55.5%	53.5%	51.1%
% of FP17s for Band 1 Urgent Courses	240	5,541	4.3%	8.2%	9.1%	9.0%
% of FP17s Relating to Free Repair or Replacements	39	5,541	0.7%	0.8%	1.0%	0.8%
% of FP17s Relating to Continuations	27	5,541	0.5%	1.0%	1.0%	0.9%
% of Patients satisfied with the dentistry they have received	14	14	100.0%	92.3%	93.6%	93.3%
% of Patients satisfied with the time they had to wait for an appointment	11	14	78.6%	88.3%	89.8%	88.9%

* This is based on patients treated on this contract for their most recent course of treatment. Figures in italics indicate the base number of FP17s or Patient Questionnaire responses are less than 100. N/A is shown where the base number of responses is less than 10 during the period. % is calculated as Quantity/Base number*100

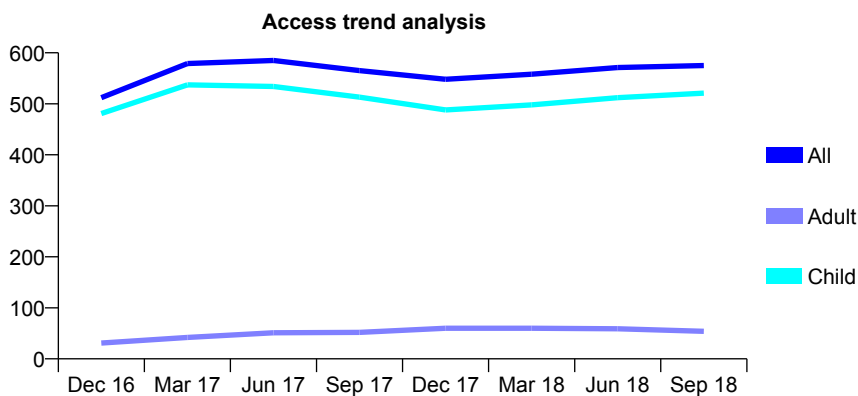
Q52 - Vital Signs At a Glance Contract Report for 173649/0001 - September 2018

Name or company name	The Dental Studio
Contract type name	GDS Contract
Purpose of contract	General
Contract start date	01/06/2015
Contract end date	

18/19 Contracted general activity (UDA)	1,030
Carry forward general activity (UDA)	0
18/19 Contracted orthodontic activity (UOA)	0
Carry forward orthodontic activity (UOA)	0
Baseline contract value	£22,854.52

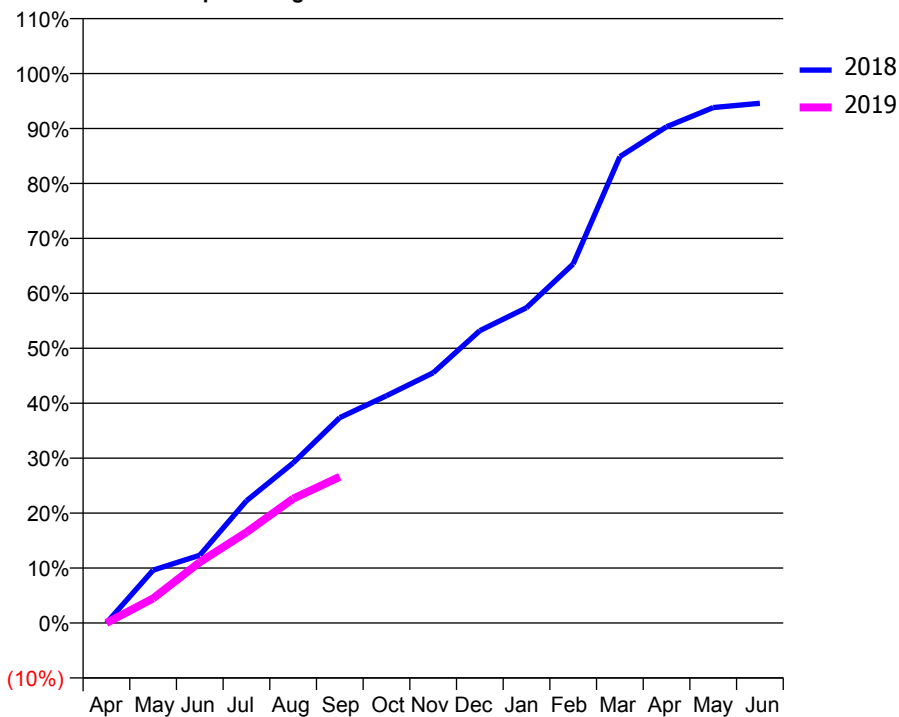
ACCESS*

Patients seen in 24 months	Total	Change since previous quarter
Quarter ending September 2017	565	
Quarter ending December 2017	548	↓
Quarter ending March 2018	558	→
Quarter ending June 2018	571	↑
Quarter ending September 2018	575	→
Variance since September 2017	1.8%	→



ACTIVITY

Cumulative percentage of contracted UDA delivered 2018 & 2019



Adjusted Scheduled Activity (UDA)

Month	2018	2019
April	0	0
May	99	46
June	127	114
July	229	170
August	300	233
September	385	274
October	426	
November	469	
December	548	
January	591	
February	673	
March	874	
April	930	
May	966	
June	974	

QUALITY

	Quantity	Base Number	Contract	AT	Region	England
% of FP17s for the same patient ID Re-attending within 3 months - Children	12	294	4.1%	10.1%	12.2%	11.6%
% of FP17s for the same patient ID Re-attending within 3 months - Adults	0	0	N/A	13.7%	15.8%	15.5%
% of FP17s for the same patient ID Re-attending between 3 & 9 months - Children	163	294	55.4%	61.7%	60.3%	58.8%
% of FP17s for the same patient ID Re-attending between 3 & 9 months - Adults	0	0	N/A	55.5%	53.5%	51.1%
% of FP17s for Band 1 Urgent Courses	0	215	0.0%	8.2%	9.1%	9.0%
% of FP17s Relating to Free Repair or Replacements	0	215	0.0%	0.8%	1.0%	0.8%
% of FP17s Relating to Continuations	0	215	0.0%	1.0%	1.0%	0.9%
% of Patients satisfied with the dentistry they have received	0	0	N/A	92.3%	93.6%	93.3%
% of Patients satisfied with the time they had to wait for an appointment	0	0	N/A	88.3%	89.8%	88.9%

* This is based on patients treated on this contract for their most recent course of treatment. Figures in italics indicate the base number of FP17s or Patient Questionnaire responses are less than 100. N/A is shown where the base number of responses is less than 10 during the period. % is calculated as Quantity/Base number*100

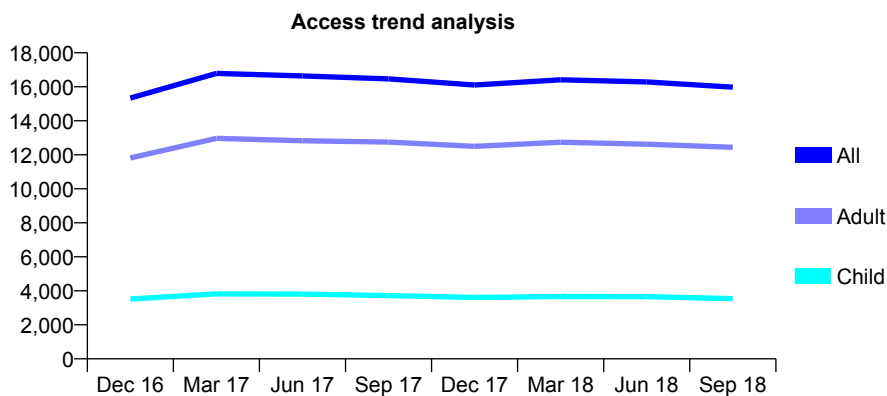
Q52 - Vital Signs At a Glance Contract Report for 173681/0001 - September 2018

Name or company name	Mulli Limited
Contract type name	GDS Contract
Purpose of contract	General
Contract start date	01/05/2015
Contract end date	

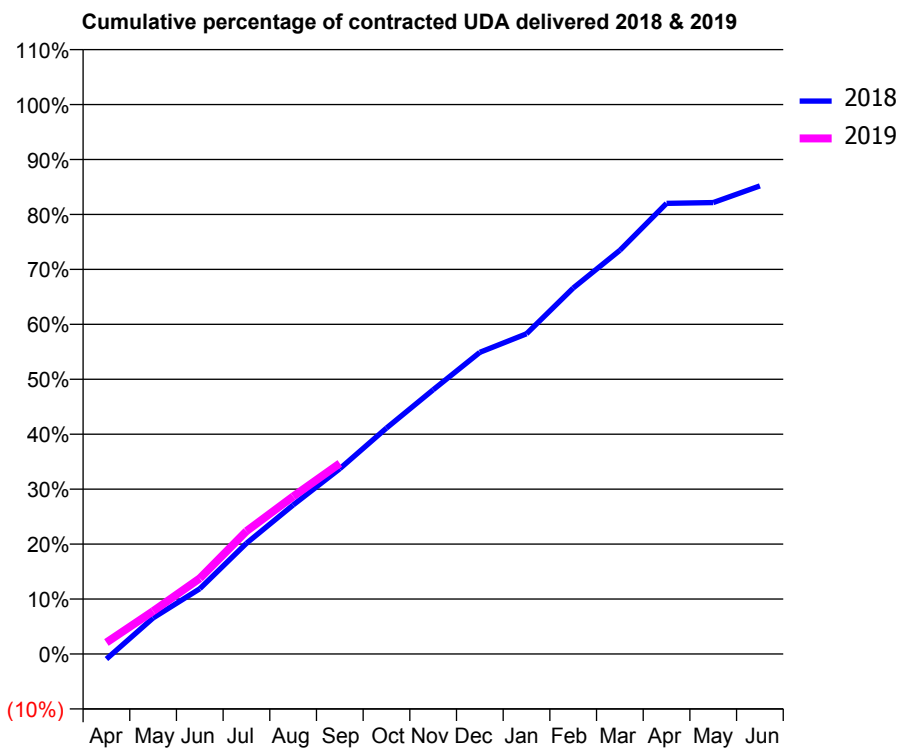
18/19 Contracted general activity (UDA)	55,056
Carry forward general activity (UDA)	0
18/19 Contracted orthodontic activity (UOA)	0
Carry forward orthodontic activity (UOA)	0
Baseline contract value	£1,604,866.37

ACCESS*

Patients seen in 24 months	Total	Change since previous quarter
Quarter ending September 2017	16,467	
Quarter ending December 2017	16,107	↓
Quarter ending March 2018	16,414	→
Quarter ending June 2018	16,283	→
Quarter ending September 2018	15,979	↓
Variance since September 2017	(3.0%)	↓



ACTIVITY



Month	Adjusted Scheduled Activity (UDA)	
	2018	2019
April	-508	1,160
May	3,608	4,292
June	6,535	7,576
July	11,098	12,316
August	14,936	15,786
September	18,568	19,102
October	22,636	
November	26,469	
December	30,229	
January	32,085	
February	36,661	
March	40,452	
April	45,146	
May	45,232	
June	46,899	

QUALITY

	Quantity	Base Number	Contract	AT	Region	England
% of FP17s for the same patient ID Re-attending within 3 months - Children	195	2,446	8.0%	10.1%	12.2%	11.6%
% of FP17s for the same patient ID Re-attending within 3 months - Adults	1,271	9,056	14.0%	13.7%	15.8%	15.5%
% of FP17s for the same patient ID Re-attending between 3 & 9 months - Children	1,440	2,446	58.9%	61.7%	60.3%	58.8%
% of FP17s for the same patient ID Re-attending between 3 & 9 months - Adults	5,419	9,056	59.8%	55.5%	53.5%	51.1%
% of FP17s for Band 1 Urgent Courses	1,013	9,347	10.8%	8.2%	9.1%	9.0%
% of FP17s Relating to Free Repair or Replacements	180	9,347	1.9%	0.8%	1.0%	0.8%
% of FP17s Relating to Continuations	42	9,347	0.4%	1.0%	1.0%	0.9%
% of Patients satisfied with the dentistry they have received	3	5	N/A	92.3%	93.6%	93.3%
% of Patients satisfied with the time they had to wait for an appointment	4	5	N/A	88.3%	89.8%	88.9%

* This is based on patients treated on this contract for their most recent course of treatment. Figures in italics indicate the base number of FP17s or Patient Questionnaire responses are less than 100. N/A is shown where the base number of responses is less than 10 during the period. % is calculated as Quantity/Base number*100

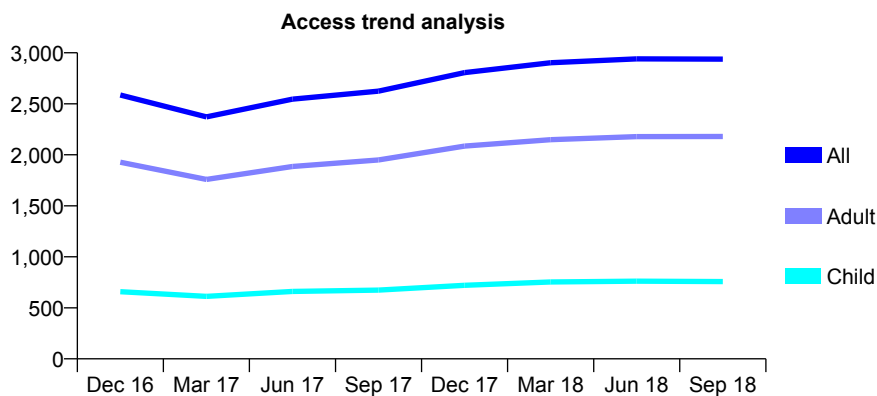
Q52 - Vital Signs At a Glance Contract Report for 173681/0002 - September 2018

Name or company name	Mulli Limited
Contract type name	GDS Contract
Purpose of contract	General
Contract start date	01/05/2015
Contract end date	

18/19 Contracted general activity (UDA)	8,500
Carry forward general activity (UDA)	0
18/19 Contracted orthodontic activity (UOA)	0
Carry forward orthodontic activity (UOA)	0
Baseline contract value	£258,010.18

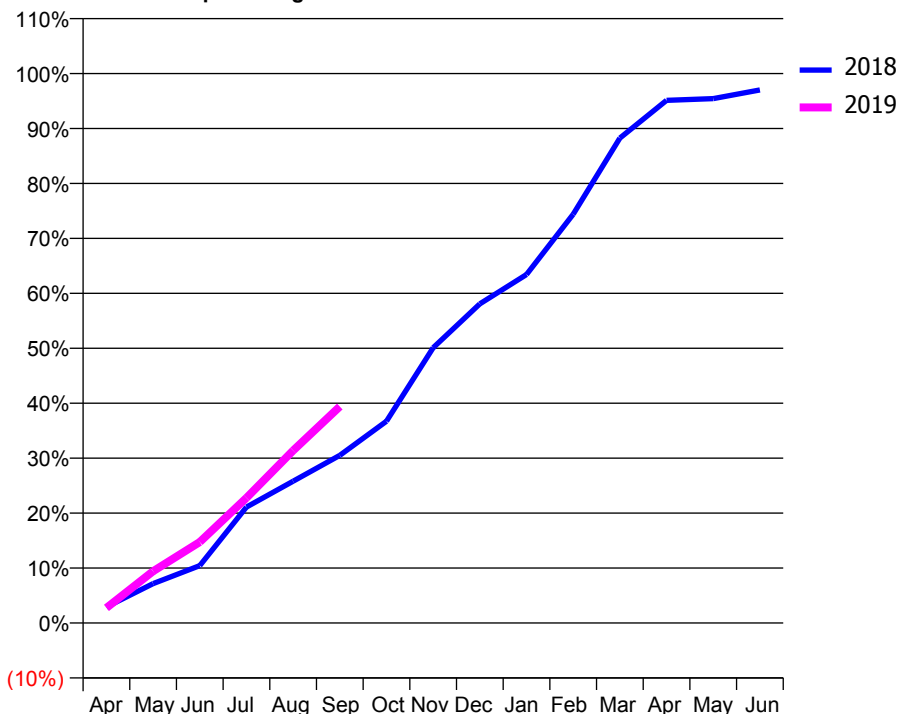
ACCESS*

Patients seen in 24 months	Total	Change since previous quarter
Quarter ending September 2017	2,624	
Quarter ending December 2017	2,806	↑
Quarter ending March 2018	2,902	↑
Quarter ending June 2018	2,940	→
Quarter ending September 2018	2,938	→
Variance since September 2017	12.0%	↑



ACTIVITY

Cumulative percentage of contracted UDA delivered 2018 & 2019



Month	Adjusted Scheduled Activity (UDA)	
	2018	2019
April	248	235
May	610	802
June	887	1,253
July	1,794	1,937
August	2,193	2,668
September	2,594	3,350
October	3,122	
November	4,259	
December	4,937	
January	5,391	
February	6,323	
March	7,500	
April	8,084	
May	8,111	
June	8,245	

QUALITY

	Quantity	Base Number	Contract	AT	Region	England
% of FP17s for the same patient ID Re-attending within 3 months - Children	42	572	7.3%	10.1%	12.2%	11.6%
% of FP17s for the same patient ID Re-attending within 3 months - Adults	223	1,700	13.1%	13.7%	15.8%	15.5%
% of FP17s for the same patient ID Re-attending between 3 & 9 months - Children	375	572	65.6%	61.7%	60.3%	58.8%
% of FP17s for the same patient ID Re-attending between 3 & 9 months - Adults	1,132	1,700	66.6%	55.5%	53.5%	51.1%
% of FP17s for Band 1 Urgent Courses	79	1,944	4.1%	8.2%	9.1%	9.0%
% of FP17s Relating to Free Repair or Replacements	23	1,944	1.2%	0.8%	1.0%	0.8%
% of FP17s Relating to Continuations	12	1,944	0.6%	1.0%	1.0%	0.9%
% of Patients satisfied with the dentistry they have received	0	0	N/A	92.3%	93.6%	93.3%
% of Patients satisfied with the time they had to wait for an appointment	0	0	N/A	88.3%	89.8%	88.9%

* This is based on patients treated on this contract for their most recent course of treatment. Figures in italics indicate the base number of FP17s or Patient Questionnaire responses are less than 100. N/A is shown where the base number of responses is less than 10 during the period. % is calculated as Quantity/Base number*100

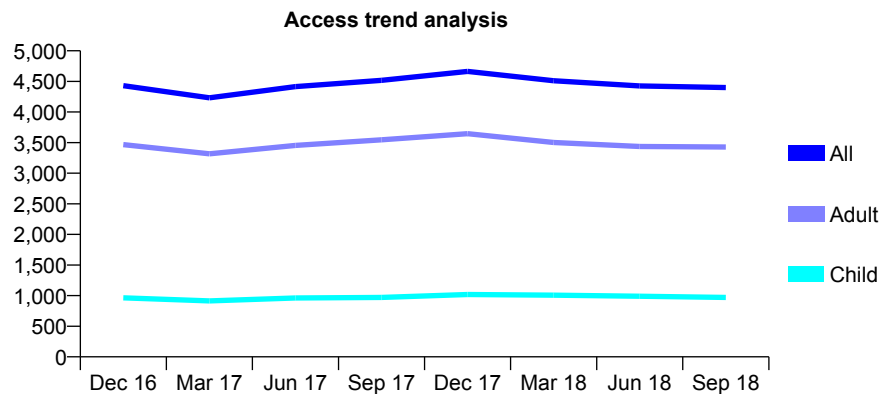
Q52 - Vital Signs At a Glance Contract Report for 173681/0003 - September 2018

Name or company name	Mulli Limited
Contract type name	GDS Contract
Purpose of contract	General
Contract start date	01/05/2015
Contract end date	

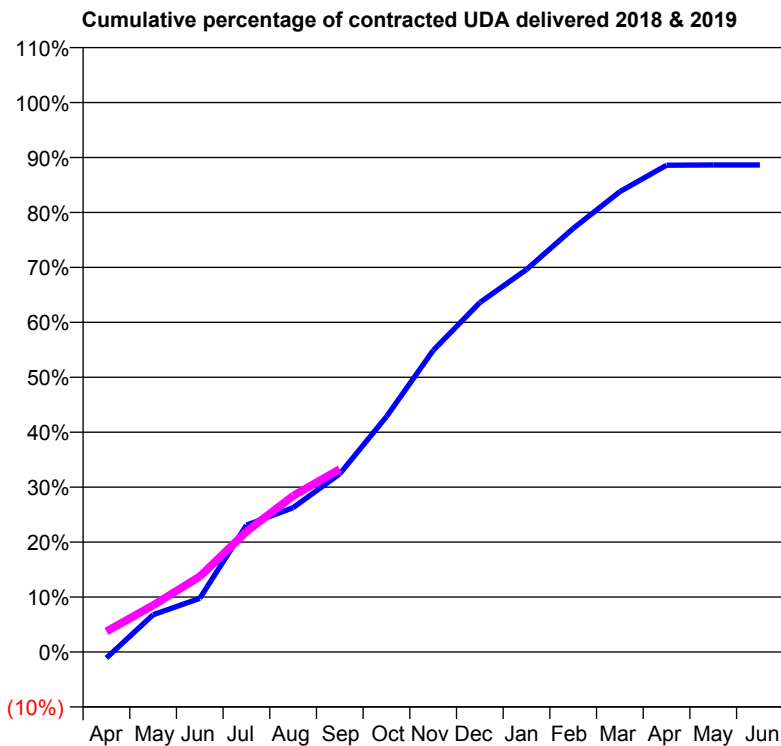
18/19 Contracted general activity (UDA)	15,309
Carry forward general activity (UDA)	0
18/19 Contracted orthodontic activity (UOA)	0
Carry forward orthodontic activity (UOA)	0
Baseline contract value	£404,562.99

ACCESS*

Patients seen in 24 months	Total	Change since previous quarter
Quarter ending September 2017	4,517	
Quarter ending December 2017	4,663	↑
Quarter ending March 2018	4,511	↓
Quarter ending June 2018	4,427	↓
Quarter ending September 2018	4,399	→
Variance since September 2017	(2.6%)	↓



ACTIVITY



Month	Adjusted Scheduled Activity (UDA)	
	2018	2019
April	-167	575
May	1,038	1,302
June	1,494	2,105
July	3,537	3,357
August	4,020	4,354
September	4,964	5,095
October	6,559	
November	8,402	
December	9,735	
January	10,656	
February	11,802	
March	12,825	
April	13,562	
May	13,569	
June	13,568	

QUALITY

	Quantity	Base Number	Contract	AT	Region	England
% of FP17s for the same patient ID Re-attending within 3 months - Children	38	680	5.6%	10.1%	12.2%	11.6%
% of FP17s for the same patient ID Re-attending within 3 months - Adults	333	2,634	12.6%	13.7%	15.8%	15.5%
% of FP17s for the same patient ID Re-attending between 3 & 9 months - Children	422	680	62.1%	61.7%	60.3%	58.8%
% of FP17s for the same patient ID Re-attending between 3 & 9 months - Adults	1,634	2,634	62.0%	55.5%	53.5%	51.1%
% of FP17s for Band 1 Urgent Courses	130	2,934	4.4%	8.2%	9.1%	9.0%
% of FP17s Relating to Free Repair or Replacements	50	2,934	1.7%	0.8%	1.0%	0.8%
% of FP17s Relating to Continuations	8	2,934	0.3%	1.0%	1.0%	0.9%
% of Patients satisfied with the dentistry they have received	1	1	N/A	92.3%	93.6%	93.3%
% of Patients satisfied with the time they had to wait for an appointment	1	1	N/A	88.3%	89.8%	88.9%

* This is based on patients treated on this contract for their most recent course of treatment. Figures in italics indicate the base number of FP17s or Patient Questionnaire responses are less than 100. N/A is shown where the base number of responses is less than 10 during the period. % is calculated as Quantity/Base number*100

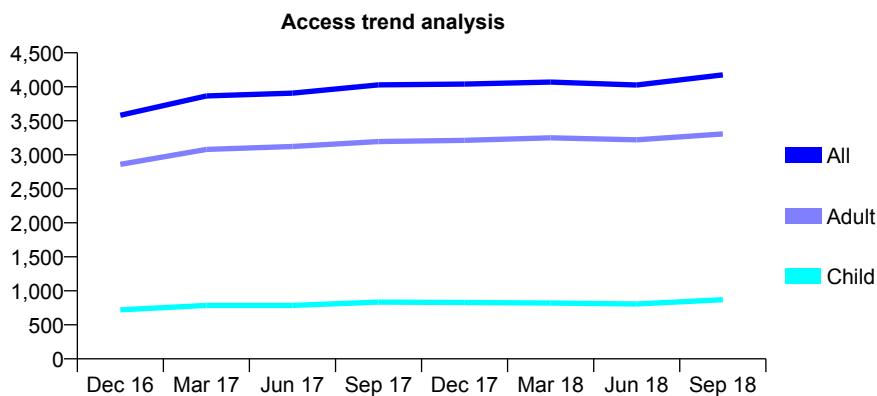
Q52 - Vital Signs At a Glance Contract Report for 173681/0004 - September 2018

Name or company name	Mulli Limited
Contract type name	GDS Contract
Purpose of contract	General
Contract start date	01/05/2015
Contract end date	

18/19 Contracted general activity (UDA)	13,781
Carry forward general activity (UDA)	0
18/19 Contracted orthodontic activity (UOA)	0
Carry forward orthodontic activity (UOA)	0
Baseline contract value	£315,515.16

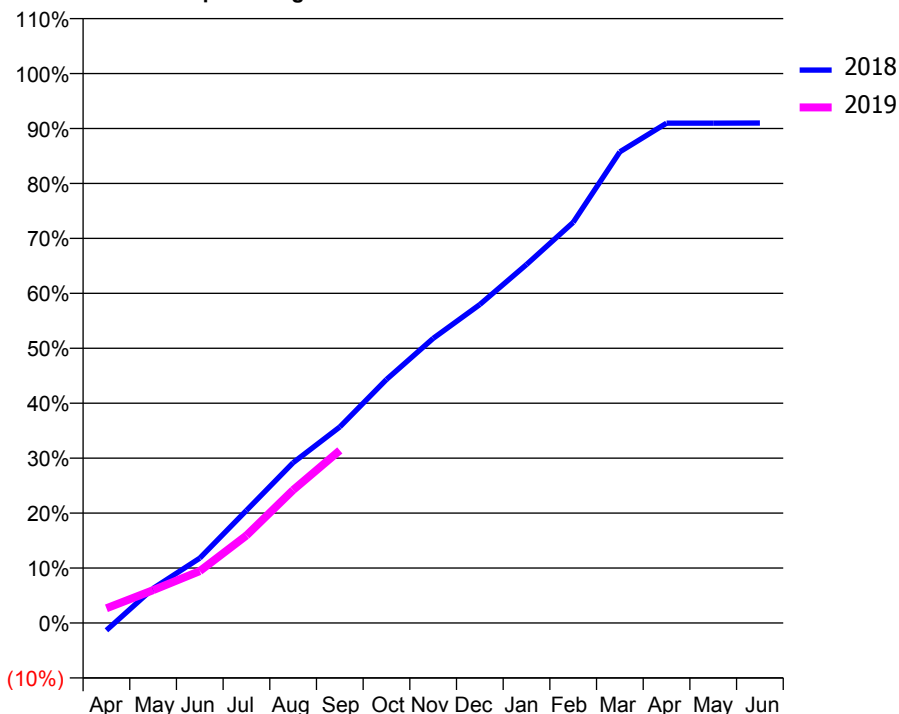
ACCESS*

Patients seen in 24 months	Total	Change since previous quarter
Quarter ending September 2017	4,029	
Quarter ending December 2017	4,040	→
Quarter ending March 2018	4,070	→
Quarter ending June 2018	4,026	↓
Quarter ending September 2018	4,176	↑
Variance since September 2017	3.6%	↑



ACTIVITY

Cumulative percentage of contracted UDA delivered 2018 & 2019



Month	Adjusted Scheduled Activity (UDA)	
	2018	2019
April	-185	370
May	867	824
June	1,628	1,303
July	2,824	2,196
August	4,022	3,336
September	4,919	4,328
October	6,108	
November	7,140	
December	7,987	
January	8,991	
February	10,048	
March	11,816	
April	12,535	
May	12,535	
June	12,540	

QUALITY

	Quantity	Base Number	Contract	AT	Region	England
% of FP17s for the same patient ID Re-attending within 3 months - Children	38	633	6.0%	10.1%	12.2%	11.6%
% of FP17s for the same patient ID Re-attending within 3 months - Adults	391	2,532	15.4%	13.7%	15.8%	15.5%
% of FP17s for the same patient ID Re-attending between 3 & 9 months - Children	377	633	59.6%	61.7%	60.3%	58.8%
% of FP17s for the same patient ID Re-attending between 3 & 9 months - Adults	1,559	2,532	61.6%	55.5%	53.5%	51.1%
% of FP17s for Band 1 Urgent Courses	334	2,838	11.8%	8.2%	9.1%	9.0%
% of FP17s Relating to Free Repair or Replacements	47	2,838	1.7%	0.8%	1.0%	0.8%
% of FP17s Relating to Continuations	19	2,838	0.7%	1.0%	1.0%	0.9%
% of Patients satisfied with the dentistry they have received	4	4	N/A	92.3%	93.6%	93.3%
% of Patients satisfied with the time they had to wait for an appointment	4	4	N/A	88.3%	89.8%	88.9%

* This is based on patients treated on this contract for their most recent course of treatment. Figures in italics indicate the base number of FP17s or Patient Questionnaire responses are less than 100. N/A is shown where the base number of responses is less than 10 during the period. % is calculated as Quantity/Base number*100

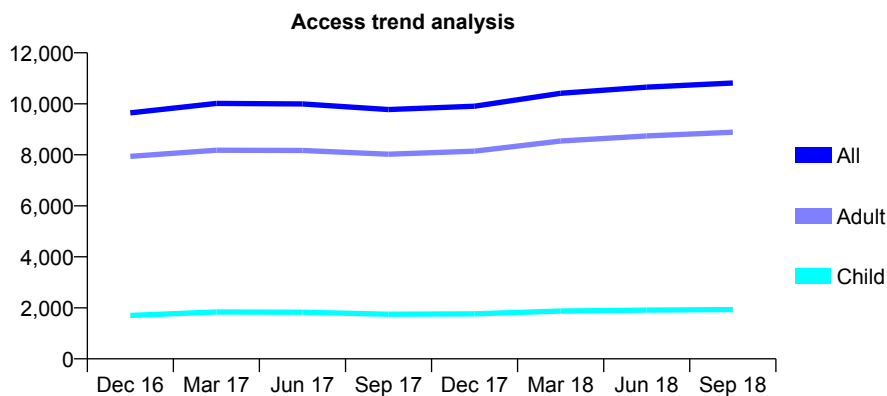
Q52 - Vital Signs At a Glance Contract Report for 174831/0001 - September 2018

Name or company name	TOVEY LITTLE DENTAL CENTRE LTD
Contract type name	GDS Contract
Purpose of contract	General
Contract start date	01/04/2011
Contract end date	

18/19 Contracted general activity (UDA)	30,005
Carry forward general activity (UDA)	0
18/19 Contracted orthodontic activity (UOA)	0
Carry forward orthodontic activity (UOA)	0
Baseline contract value	£978,129.68

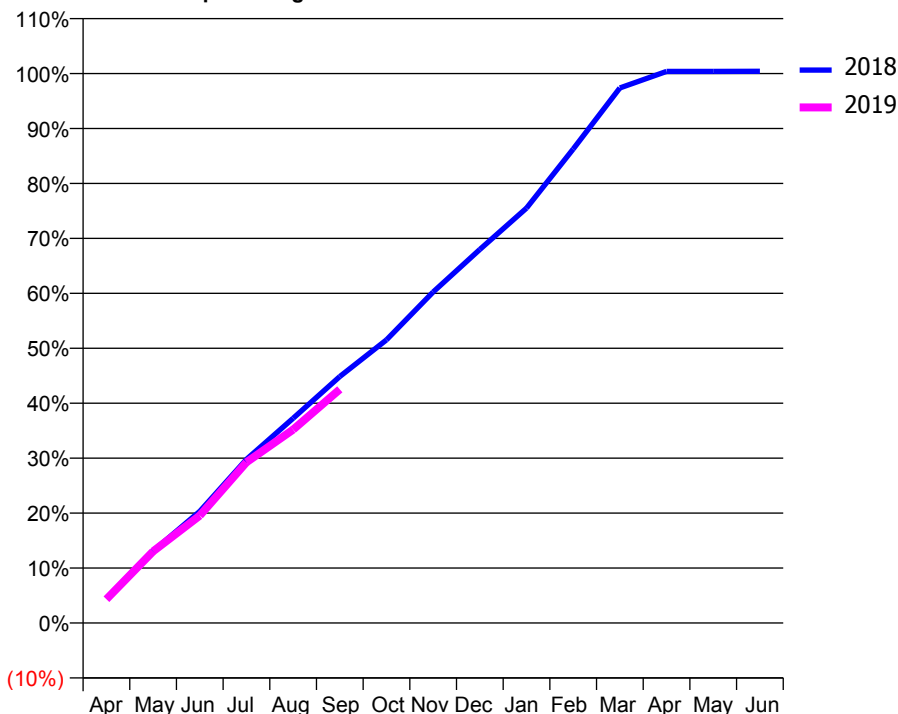
ACCESS*

Patients seen in 24 months	Total	Change since previous quarter
Quarter ending September 2017	9,775	
Quarter ending December 2017	9,908	→
Quarter ending March 2018	10,415	↑
Quarter ending June 2018	10,654	↑
Quarter ending September 2018	10,818	→
Variance since September 2017	10.7%	↑



ACTIVITY

Cumulative percentage of contracted UDA delivered 2018 & 2019



Month	Adjusted Scheduled Activity (UDA)	
	2018	2019
April	1,339	1,303
May	3,938	3,911
June	6,101	5,863
July	8,941	8,781
August	11,178	10,559
September	13,459	12,760
October	15,462	
November	18,074	
December	20,395	
January	22,658	
February	25,884	
March	29,216	
April	30,117	
May	30,120	
June	30,123	

QUALITY

	Quantity	Base Number	Contract	AT	Region	England
% of FP17s for the same patient ID Re-attending within 3 months - Children	143	1,584	9.0%	10.1%	12.2%	11.6%
% of FP17s for the same patient ID Re-attending within 3 months - Adults	715	6,006	11.9%	13.7%	15.8%	15.5%
% of FP17s for the same patient ID Re-attending between 3 & 9 months - Children	954	1,584	60.2%	61.7%	60.3%	58.8%
% of FP17s for the same patient ID Re-attending between 3 & 9 months - Adults	2,861	6,006	47.6%	55.5%	53.5%	51.1%
% of FP17s for Band 1 Urgent Courses	332	6,406	5.2%	8.2%	9.1%	9.0%
% of FP17s Relating to Free Repair or Replacements	72	6,406	1.1%	0.8%	1.0%	0.8%
% of FP17s Relating to Continuations	94	6,406	1.5%	1.0%	1.0%	0.9%
% of Patients satisfied with the dentistry they have received	3	3	N/A	92.3%	93.6%	93.3%
% of Patients satisfied with the time they had to wait for an appointment	3	3	N/A	88.3%	89.8%	88.9%

* This is based on patients treated on this contract for their most recent course of treatment. Figures in italics indicate the base number of FP17s or Patient Questionnaire responses are less than 100. N/A is shown where the base number of responses is less than 10 during the period. % is calculated as Quantity/Base number*100

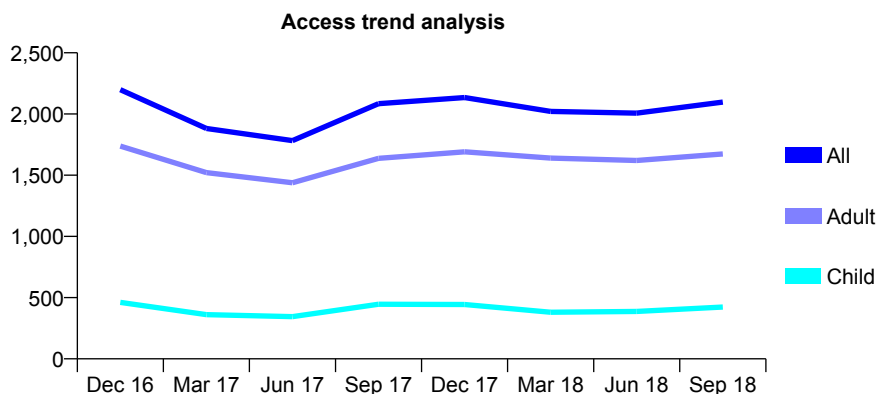
Q52 - Vital Signs At a Glance Contract Report for 174831/0002 - September 2018

Name or company name	TOVEY LITTLE DENTAL CENTRE LTD
Contract type name	GDS Contract
Purpose of contract	General
Contract start date	01/04/2011
Contract end date	

18/19 Contracted general activity (UDA)	6,000
Carry forward general activity (UDA)	0
18/19 Contracted orthodontic activity (UOA)	0
Carry forward orthodontic activity (UOA)	0
Baseline contract value	£173,919.14

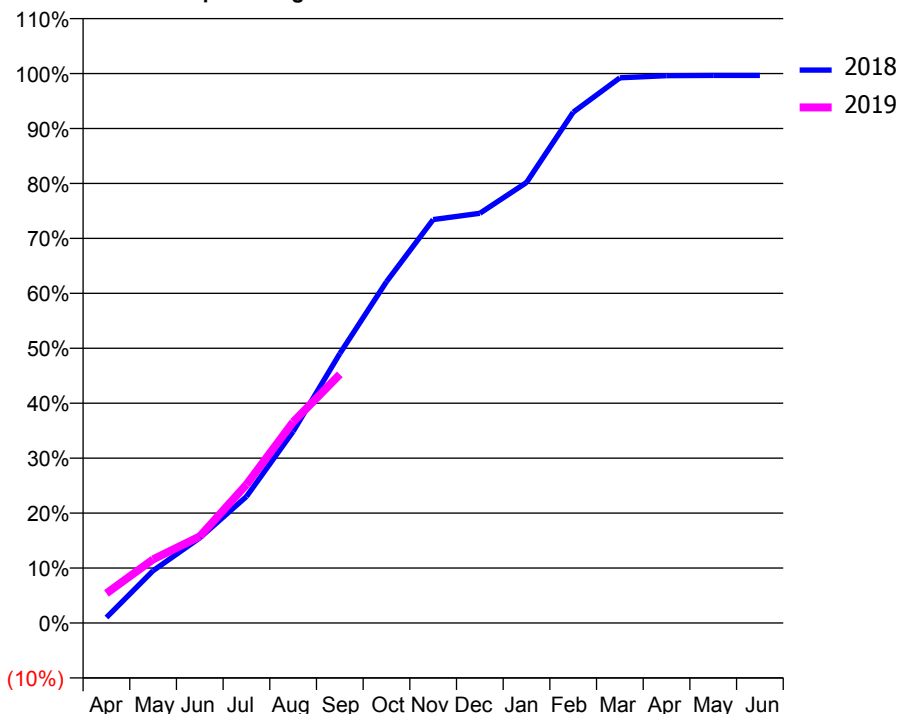
ACCESS*

Patients seen in 24 months	Total	Change since previous quarter
Quarter ending September 2017	2,084	
Quarter ending December 2017	2,135	↑
Quarter ending March 2018	2,021	↓
Quarter ending June 2018	2,007	→
Quarter ending September 2018	2,097	↑
Variance since September 2017	0.6%	→



ACTIVITY

Cumulative percentage of contracted UDA delivered 2018 & 2019



Month	Adjusted Scheduled Activity (UDA)	
	2018	2019
April	61	324
May	572	695
June	929	946
July	1,381	1,512
August	2,092	2,194
September	2,942	2,714
October	3,727	
November	4,406	
December	4,474	
January	4,810	
February	5,577	
March	5,952	
April	5,976	
May	5,979	
June	5,979	

QUALITY

	Quantity	Base Number	Contract	AT	Region	England
% of FP17s for the same patient ID Re-attending within 3 months - Children	14	344	4.1%	10.1%	12.2%	11.6%
% of FP17s for the same patient ID Re-attending within 3 months - Adults	54	1,013	5.3%	13.7%	15.8%	15.5%
% of FP17s for the same patient ID Re-attending between 3 & 9 months - Children	195	344	56.7%	61.7%	60.3%	58.8%
% of FP17s for the same patient ID Re-attending between 3 & 9 months - Adults	208	1,013	20.5%	55.5%	53.5%	51.1%
% of FP17s for Band 1 Urgent Courses	41	1,340	3.1%	8.2%	9.1%	9.0%
% of FP17s Relating to Free Repair or Replacements	7	1,340	0.5%	0.8%	1.0%	0.8%
% of FP17s Relating to Continuations	15	1,340	1.1%	1.0%	1.0%	0.9%
% of Patients satisfied with the dentistry they have received	0	0	N/A	92.3%	93.6%	93.3%
% of Patients satisfied with the time they had to wait for an appointment	0	0	N/A	88.3%	89.8%	88.9%

* This is based on patients treated on this contract for their most recent course of treatment. Figures in italics indicate the base number of FP17s or Patient Questionnaire responses are less than 100. N/A is shown where the base number of responses is less than 10 during the period. % is calculated as Quantity/Base number*100

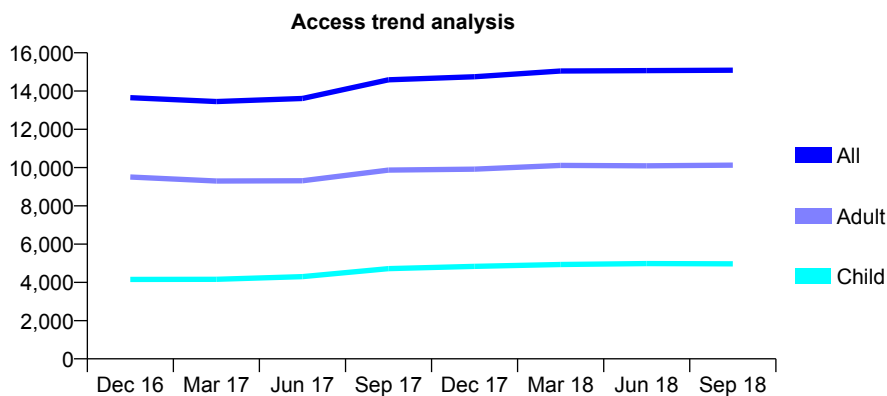
Q52 - Vital Signs At a Glance Contract Report for 177725/0001 - September 2018

Name or company name	MCM Dental Services Ltd
Contract type name	GDS Contract
Purpose of contract	General
Contract start date	03/10/2007
Contract end date	

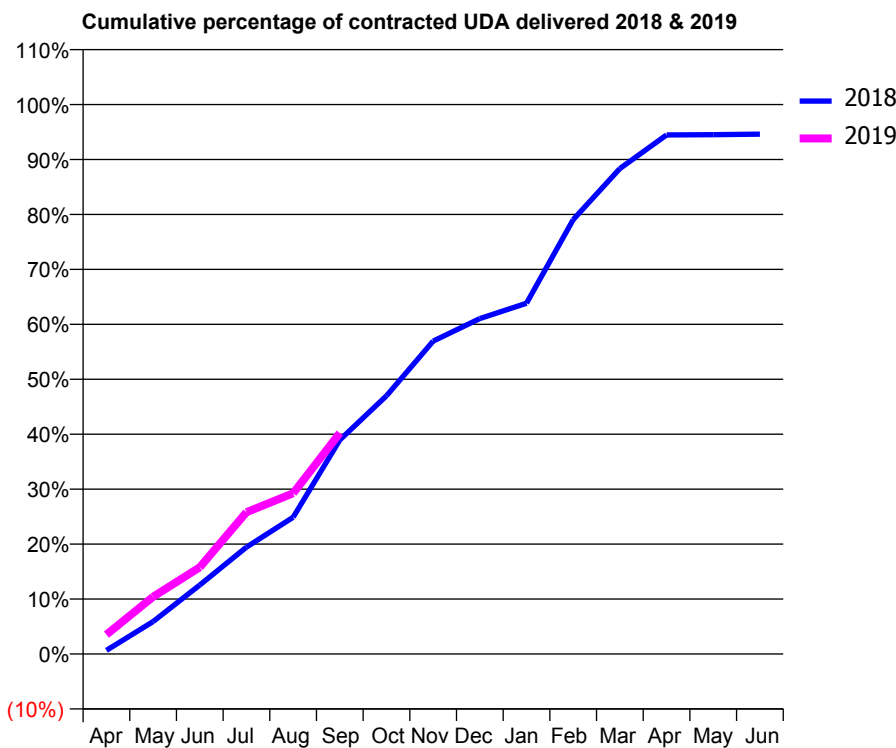
18/19 Contracted general activity (UDA)	47,000
Carry forward general activity (UDA)	0
18/19 Contracted orthodontic activity (UOA)	0
Carry forward orthodontic activity (UOA)	0
Baseline contract value	£1,426,724.38

ACCESS*

Patients seen in 24 months	Total	Change since previous quarter
Quarter ending September 2017	14,589	
Quarter ending December 2017	14,750	→
Quarter ending March 2018	15,045	↑
Quarter ending June 2018	15,069	→
Quarter ending September 2018	15,093	→
Variance since September 2017	3.5%	↑



ACTIVITY



Month	Adjusted Scheduled Activity (UDA)	
	2018	2019
April	315	1,658
May	2,773	4,900
June	5,901	7,423
July	9,147	12,125
August	11,700	13,749
September	18,307	18,901
October	22,087	
November	26,760	
December	28,687	
January	29,998	
February	37,153	
March	41,518	
April	44,398	
May	44,424	
June	44,462	

QUALITY

	Quantity	Base Number	Contract	AT	Region	England
% of FP17s for the same patient ID Re-attending within 3 months - Children	348	3,693	9.4%	10.1%	12.2%	11.6%
% of FP17s for the same patient ID Re-attending within 3 months - Adults	1,034	6,577	15.7%	13.7%	15.8%	15.5%
% of FP17s for the same patient ID Re-attending between 3 & 9 months - Children	2,311	3,693	62.6%	61.7%	60.3%	58.8%
% of FP17s for the same patient ID Re-attending between 3 & 9 months - Adults	3,714	6,577	56.5%	55.5%	53.5%	51.1%
% of FP17s for Band 1 Urgent Courses	980	9,085	10.8%	8.2%	9.1%	9.0%
% of FP17s Relating to Free Repair or Replacements	94	9,085	1.0%	0.8%	1.0%	0.8%
% of FP17s Relating to Continuations	56	9,085	0.6%	1.0%	1.0%	0.9%
% of Patients satisfied with the dentistry they have received	7	8	N/A	92.3%	93.6%	93.3%
% of Patients satisfied with the time they had to wait for an appointment	7	8	N/A	88.3%	89.8%	88.9%

* This is based on patients treated on this contract for their most recent course of treatment. Figures in italics indicate the base number of FP17s or Patient Questionnaire responses are less than 100. N/A is shown where the base number of responses is less than 10 during the period. % is calculated as Quantity/Base number*100

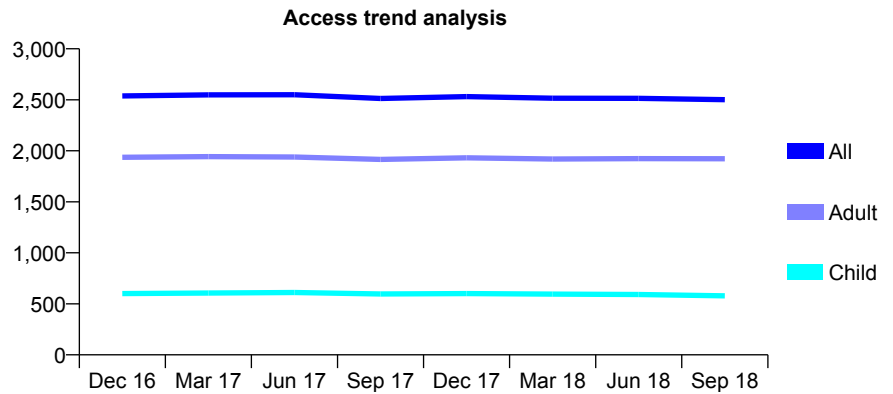
Q52 - Vital Signs At a Glance Contract Report for 180904/0002 - September 2018

Name or company name	Perfect Smile Clinic (UK) Ltd
Contract type name	GDS Contract
Purpose of contract	General
Contract start date	01/03/2011
Contract end date	

18/19 Contracted general activity (UDA)	8,080
Carry forward general activity (UDA)	0
18/19 Contracted orthodontic activity (UOA)	0
Carry forward orthodontic activity (UOA)	0
Baseline contract value	£225,757.63

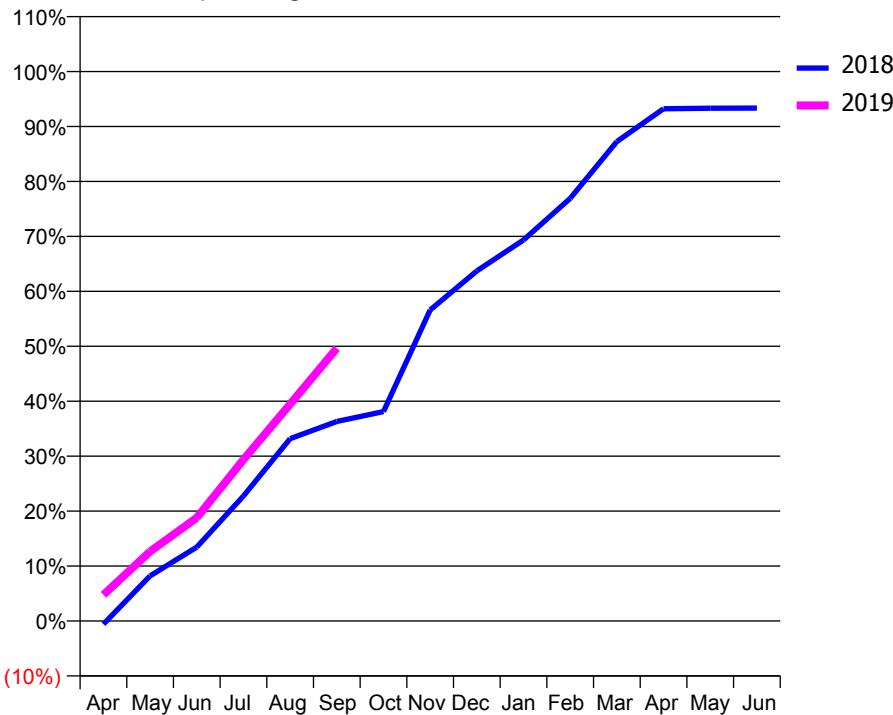
ACCESS*

Patients seen in 24 months	Total	Change since previous quarter
Quarter ending September 2017	2,513	
Quarter ending December 2017	2,532	→
Quarter ending March 2018	2,516	→
Quarter ending June 2018	2,515	→
Quarter ending September 2018	2,501	→
Variance since September 2017	(0.5%)	→



ACTIVITY

Cumulative percentage of contracted UDA delivered 2018 & 2019



Month	Adjusted Scheduled Activity (UDA)	
	2018	2019
April	-49	385
May	664	1,022
June	1,088	1,519
July	1,838	2,374
August	2,681	3,189
September	2,934	4,010
October	3,079	
November	4,574	
December	5,147	
January	5,602	
February	6,215	
March	7,050	
April	7,532	
May	7,540	
June	7,542	

QUALITY

	Quantity	Base Number	Contract	AT	Region	England
% of FP17s for the same patient ID Re-attending within 3 months - Children	34	581	5.9%	10.1%	12.2%	11.6%
% of FP17s for the same patient ID Re-attending within 3 months - Adults	220	1,590	13.8%	13.7%	15.8%	15.5%
% of FP17s for the same patient ID Re-attending between 3 & 9 months - Children	453	581	78.0%	61.7%	60.3%	58.8%
% of FP17s for the same patient ID Re-attending between 3 & 9 months - Adults	1,021	1,590	64.2%	55.5%	53.5%	51.1%
% of FP17s for Band 1 Urgent Courses	104	1,934	5.4%	8.2%	9.1%	9.0%
% of FP17s Relating to Free Repair or Replacements	28	1,934	1.4%	0.8%	1.0%	0.8%
% of FP17s Relating to Continuations	16	1,934	0.8%	1.0%	1.0%	0.9%
% of Patients satisfied with the dentistry they have received	1	1	N/A	92.3%	93.6%	93.3%
% of Patients satisfied with the time they had to wait for an appointment	1	1	N/A	88.3%	89.8%	88.9%

* This is based on patients treated on this contract for their most recent course of treatment. Figures in italics indicate the base number of FP17s or Patient Questionnaire responses are less than 100. N/A is shown where the base number of responses is less than 10 during the period. % is calculated as Quantity/Base number*100

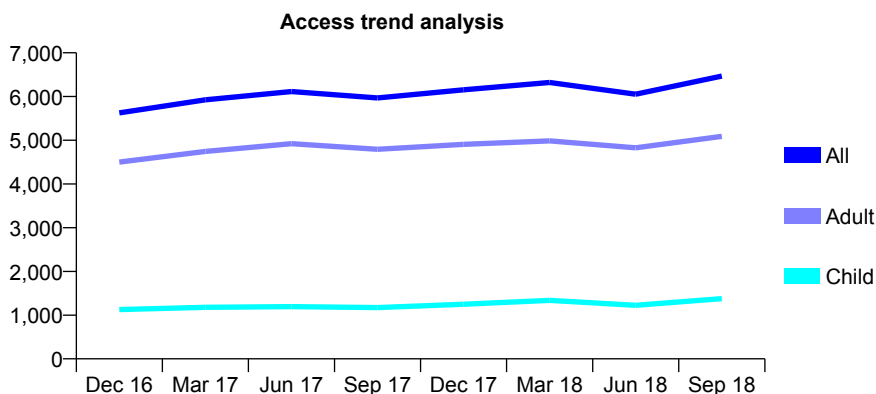
Q52 - Vital Signs At a Glance Contract Report for 181234/0001 - September 2018

Name or company name	Glen Lea Dental Suite
Contract type name	GDS Contract
Purpose of contract	General
Contract start date	01/06/2012
Contract end date	

18/19 Contracted general activity (UDA)	14,835
Carry forward general activity (UDA)	0
18/19 Contracted orthodontic activity (UOA)	0
Carry forward orthodontic activity (UOA)	0
Baseline contract value	£429,803.57

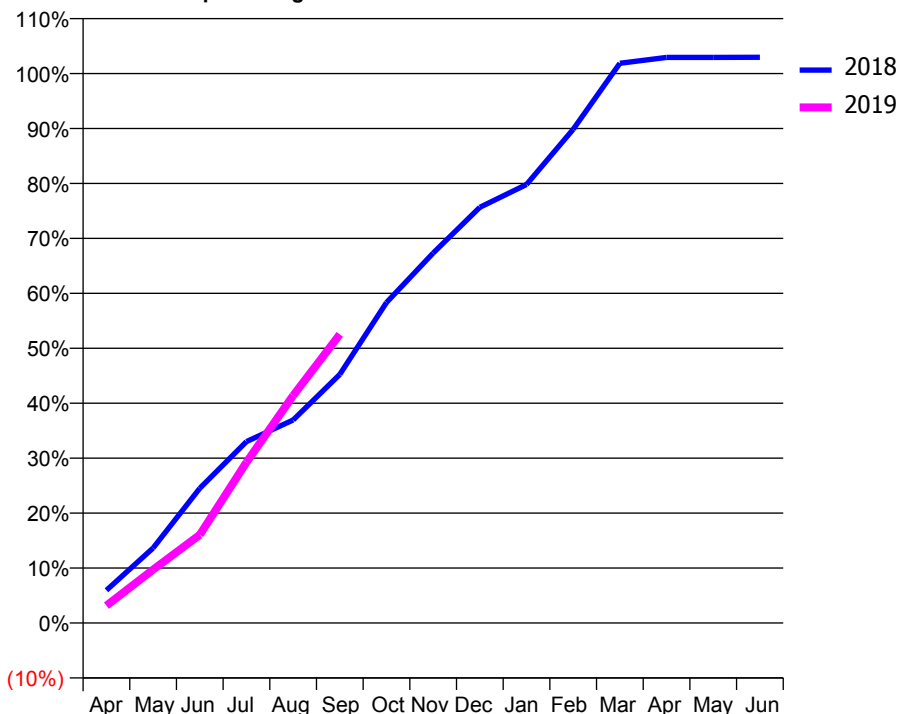
ACCESS*

Patients seen in 24 months	Total	Change since previous quarter
Quarter ending September 2017	5,967	
Quarter ending December 2017	6,154	↑
Quarter ending March 2018	6,322	↑
Quarter ending June 2018	6,053	↓
Quarter ending September 2018	6,467	↑
Variance since September 2017	8.4%	↑



ACTIVITY

Cumulative percentage of contracted UDA delivered 2018 & 2019



Adjusted Scheduled Activity (UDA)

Month	2018	2019
April	885	470
May	2,027	1,441
June	3,639	2,380
July	4,896	4,340
August	5,480	6,139
September	6,712	7,791
October	8,653	
November	9,987	
December	11,223	
January	11,837	
February	13,331	
March	15,111	
April	15,268	
May	15,268	
June	15,273	

QUALITY

	Quantity	Base Number	Contract	AT	Region	England
% of FP17s for the same patient ID Re-attending within 3 months - Children	37	953	3.9%	10.1%	12.2%	11.6%
% of FP17s for the same patient ID Re-attending within 3 months - Adults	371	3,405	10.9%	13.7%	15.8%	15.5%
% of FP17s for the same patient ID Re-attending between 3 & 9 months - Children	320	953	33.6%	61.7%	60.3%	58.8%
% of FP17s for the same patient ID Re-attending between 3 & 9 months - Adults	1,088	3,405	32.0%	55.5%	53.5%	51.1%
% of FP17s for Band 1 Urgent Courses	315	3,745	8.4%	8.2%	9.1%	9.0%
% of FP17s Relating to Free Repair or Replacements	2	3,745	0.1%	0.8%	1.0%	0.8%
% of FP17s Relating to Continuations	72	3,745	1.9%	1.0%	1.0%	0.9%
% of Patients satisfied with the dentistry they have received	10	11	90.9%	92.3%	93.6%	93.3%
% of Patients satisfied with the time they had to wait for an appointment	11	11	100.0%	88.3%	89.8%	88.9%

* This is based on patients treated on this contract for their most recent course of treatment. Figures in italics indicate the base number of FP17s or Patient Questionnaire responses are less than 100. N/A is shown where the base number of responses is less than 10 during the period. % is calculated as Quantity/Base number*100

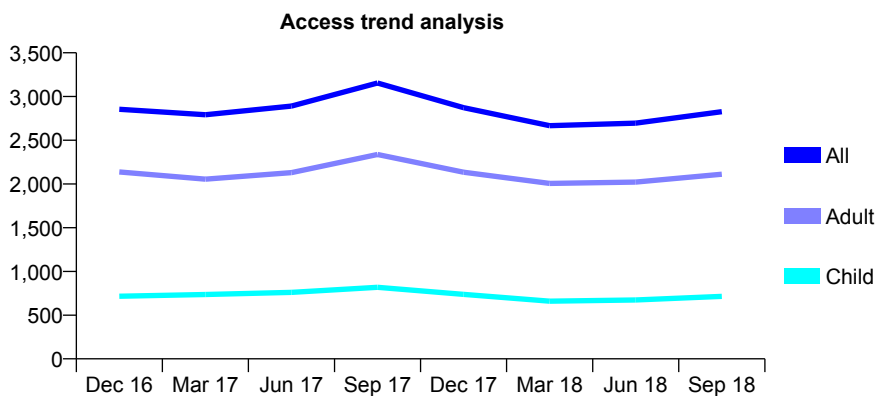
Q52 - Vital Signs At a Glance Contract Report for 181234/0002 - September 2018

Name or company name	Glen Lea Dental Suite
Contract type name	GDS Contract
Purpose of contract	General
Contract start date	01/06/2012
Contract end date	

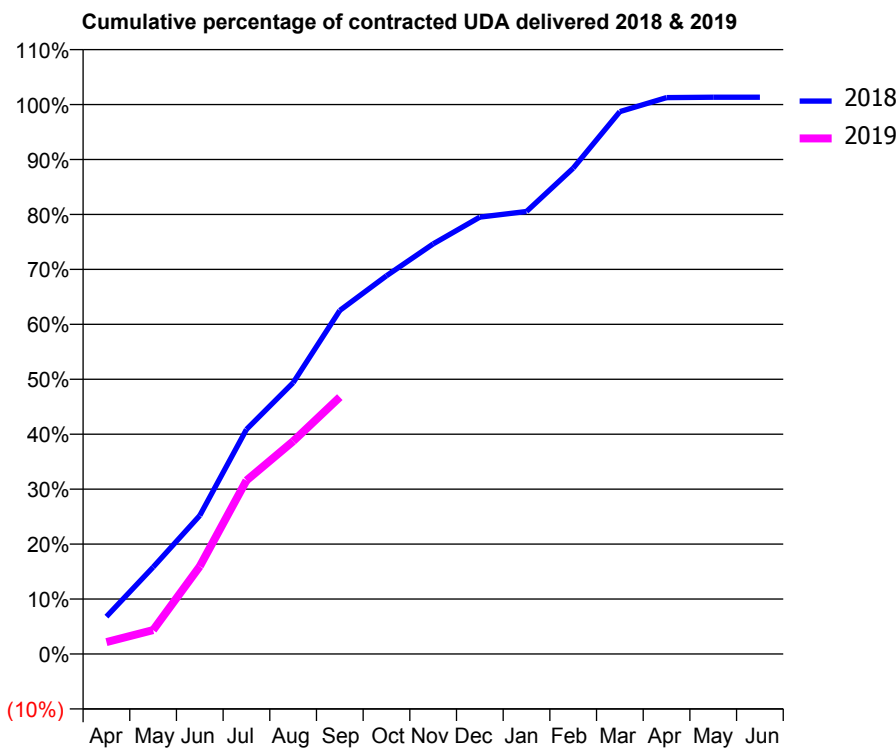
18/19 Contracted general activity (UDA)	7,000
Carry forward general activity (UDA)	0
18/19 Contracted orthodontic activity (UOA)	0
Carry forward orthodontic activity (UOA)	0
Baseline contract value	£174,639.40

ACCESS*

Patients seen in 24 months	Total	Change since previous quarter
Quarter ending September 2017	3,155	
Quarter ending December 2017	2,872	↓
Quarter ending March 2018	2,666	↓
Quarter ending June 2018	2,696	→
Quarter ending September 2018	2,827	↑
Variance since September 2017	(10.4%)	↓



ACTIVITY



Month	Adjusted Scheduled Activity (UDA)	
	2018	2019
April	477	151
May	1,106	306
June	1,764	1,117
July	2,862	2,210
August	3,456	2,710
September	4,376	3,272
October	4,818	
November	5,224	
December	5,565	
January	5,637	
February	6,190	
March	6,909	
April	7,088	
May	7,093	
June	7,093	

QUALITY

	Quantity	Base Number	Contract	AT	Region	England
% of FP17s for the same patient ID Re-attending within 3 months - Children	21	527	4.0%	10.1%	12.2%	11.6%
% of FP17s for the same patient ID Re-attending within 3 months - Adults	79	1,426	5.5%	13.7%	15.8%	15.5%
% of FP17s for the same patient ID Re-attending between 3 & 9 months - Children	99	527	18.8%	61.7%	60.3%	58.8%
% of FP17s for the same patient ID Re-attending between 3 & 9 months - Adults	248	1,426	17.4%	55.5%	53.5%	51.1%
% of FP17s for Band 1 Urgent Courses	177	1,821	9.7%	8.2%	9.1%	9.0%
% of FP17s Relating to Free Repair or Replacements	8	1,821	0.4%	0.8%	1.0%	0.8%
% of FP17s Relating to Continuations	15	1,821	0.8%	1.0%	1.0%	0.9%
% of Patients satisfied with the dentistry they have received	7	7	N/A	92.3%	93.6%	93.3%
% of Patients satisfied with the time they had to wait for an appointment	7	7	N/A	88.3%	89.8%	88.9%

* This is based on patients treated on this contract for their most recent course of treatment. Figures in italics indicate the base number of FP17s or Patient Questionnaire responses are less than 100. N/A is shown where the base number of responses is less than 10 during the period. % is calculated as Quantity/Base number*100

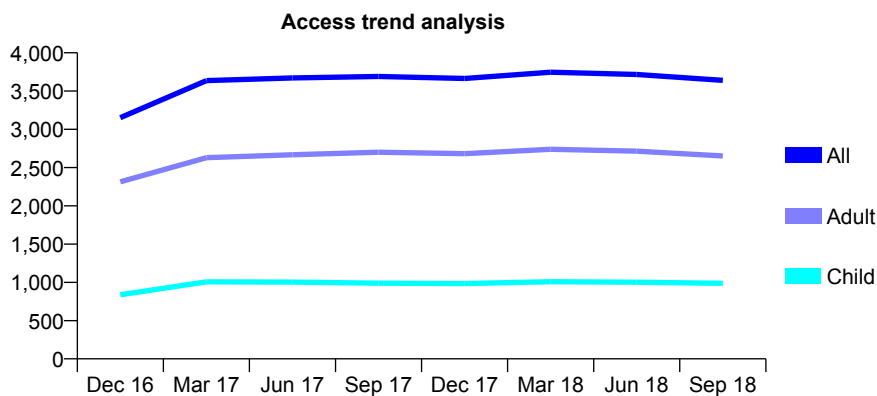
Q52 - Vital Signs At a Glance Contract Report for 181463/0001 - September 2018

Name or company name	Dhinsa Dental Limited
Contract type name	GDS Contract
Purpose of contract	General
Contract start date	01/04/2009
Contract end date	

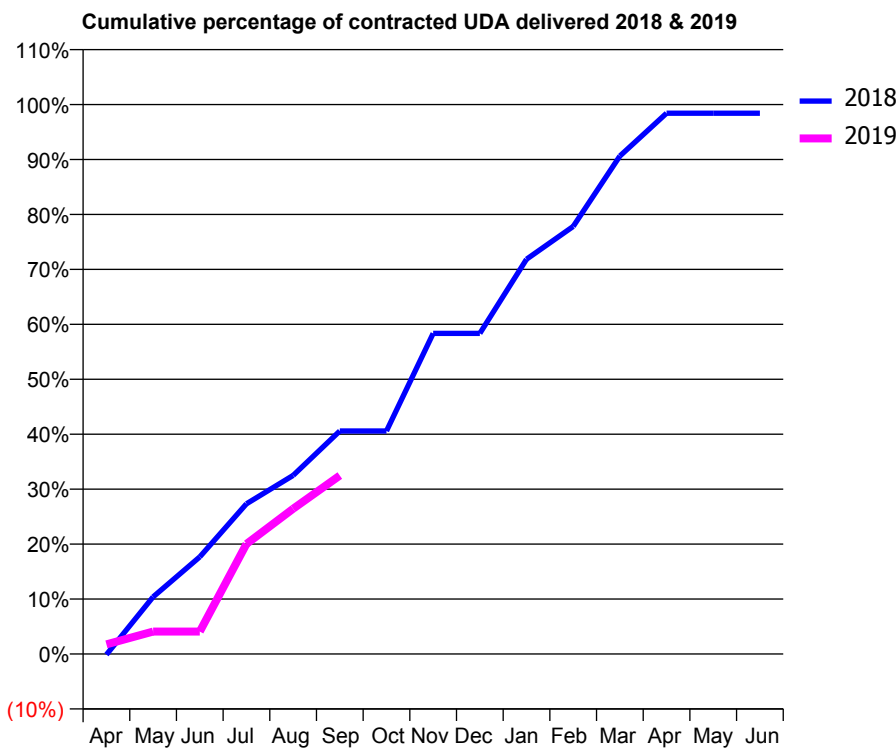
18/19 Contracted general activity (UDA)	11,550
Carry forward general activity (UDA)	0
18/19 Contracted orthodontic activity (UOA)	0
Carry forward orthodontic activity (UOA)	0
Baseline contract value	£276,205.35

ACCESS*

Patients seen in 24 months	Total	Change since previous quarter
Quarter ending September 2017	3,690	
Quarter ending December 2017	3,665	→
Quarter ending March 2018	3,747	↑
Quarter ending June 2018	3,716	→
Quarter ending September 2018	3,640	↓
Variance since September 2017	(1.4%)	↓



ACTIVITY



Month	Adjusted Scheduled Activity (UDA)	
	2018	2019
April	-16	202
May	1,202	471
June	2,042	471
July	3,157	2,314
August	3,753	3,053
September	4,686	3,753
October	4,686	
November	6,739	
December	6,739	
January	8,297	
February	8,986	
March	10,466	
April	11,366	
May	11,366	
June	11,366	

QUALITY

	Quantity	Base Number	Contract	AT	Region	England
% of FP17s for the same patient ID Re-attending within 3 months - Children	40	671	6.0%	10.1%	12.2%	11.6%
% of FP17s for the same patient ID Re-attending within 3 months - Adults	192	1,452	13.2%	13.7%	15.8%	15.5%
% of FP17s for the same patient ID Re-attending between 3 & 9 months - Children	428	671	63.8%	61.7%	60.3%	58.8%
% of FP17s for the same patient ID Re-attending between 3 & 9 months - Adults	665	1,452	45.8%	55.5%	53.5%	51.1%
% of FP17s for Band 1 Urgent Courses	73	1,777	4.1%	8.2%	9.1%	9.0%
% of FP17s Relating to Free Repair or Replacements	13	1,777	0.7%	0.8%	1.0%	0.8%
% of FP17s Relating to Continuations	35	1,777	2.0%	1.0%	1.0%	0.9%
% of Patients satisfied with the dentistry they have received	1	2	N/A	92.3%	93.6%	93.3%
% of Patients satisfied with the time they had to wait for an appointment	1	2	N/A	88.3%	89.8%	88.9%

* This is based on patients treated on this contract for their most recent course of treatment. Figures in italics indicate the base number of FP17s or Patient Questionnaire responses are less than 100. N/A is shown where the base number of responses is less than 10 during the period. % is calculated as Quantity/Base number*100

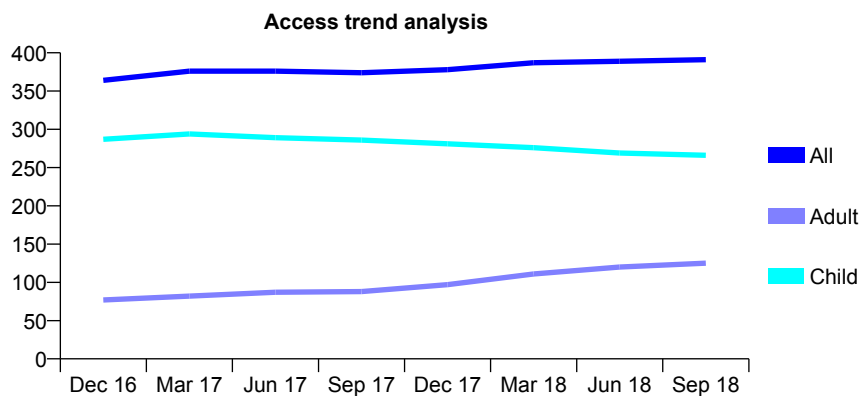
Q52 - Vital Signs At a Glance Contract Report for 182192/0001 - September 2018

Name or company name	Baldon Dental Centre Ltd
Contract type name	GDS Contract
Purpose of contract	General
Contract start date	01/11/2008
Contract end date	

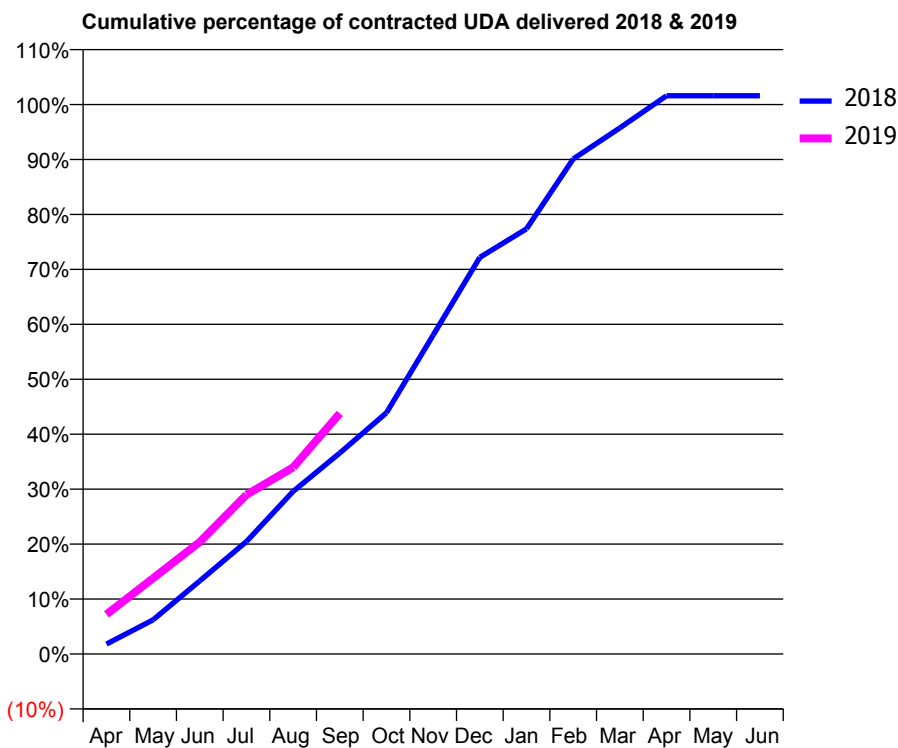
18/19 Contracted general activity (UDA)	835
Carry forward general activity (UDA)	0
18/19 Contracted orthodontic activity (UOA)	0
Carry forward orthodontic activity (UOA)	0
Baseline contract value	£24,228.48

ACCESS*

Patients seen in 24 months	Total	Change since previous quarter
Quarter ending September 2017	374	
Quarter ending December 2017	378	→
Quarter ending March 2018	387	↑
Quarter ending June 2018	389	→
Quarter ending September 2018	391	→
Variance since September 2017	4.5%	↑



ACTIVITY



Month	Adjusted Scheduled Activity (UDA)	
	2018	2019
April	15	60
May	52	115
June	111	170
July	171	242
August	247	284
September	305	366
October	367	
November	485	
December	603	
January	646	
February	752	
March	799	
April	848	
May	848	
June	848	

QUALITY

	Quantity	Base Number	Contract	AT	Region	England
% of FP17s for the same patient ID Re-attending within 3 months - Children	12	187	6.4%	10.1%	12.2%	11.6%
% of FP17s for the same patient ID Re-attending within 3 months - Adults	6	43	14.0%	13.7%	15.8%	15.5%
% of FP17s for the same patient ID Re-attending between 3 & 9 months - Children	124	187	66.3%	61.7%	60.3%	58.8%
% of FP17s for the same patient ID Re-attending between 3 & 9 months - Adults	18	43	41.9%	55.5%	53.5%	51.1%
% of FP17s for Band 1 Urgent Courses	13	211	6.2%	8.2%	9.1%	9.0%
% of FP17s Relating to Free Repair or Replacements	0	211	0.0%	0.8%	1.0%	0.8%
% of FP17s Relating to Continuations	0	211	0.0%	1.0%	1.0%	0.9%
% of Patients satisfied with the dentistry they have received	0	0	N/A	92.3%	93.6%	93.3%
% of Patients satisfied with the time they had to wait for an appointment	0	0	N/A	88.3%	89.8%	88.9%

* This is based on patients treated on this contract for their most recent course of treatment. Figures in italics indicate the base number of FP17s or Patient Questionnaire responses are less than 100. N/A is shown where the base number of responses is less than 10 during the period. % is calculated as Quantity/Base number*100

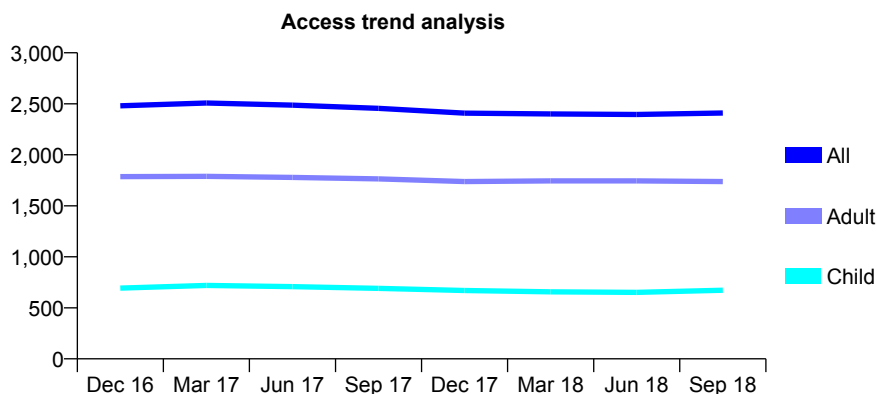
Q52 - Vital Signs At a Glance Contract Report for 183180/0001 - September 2018

Name or company name	Airedale Dental Practice
Contract type name	GDS Contract
Purpose of contract	General
Contract start date	01/03/2013
Contract end date	

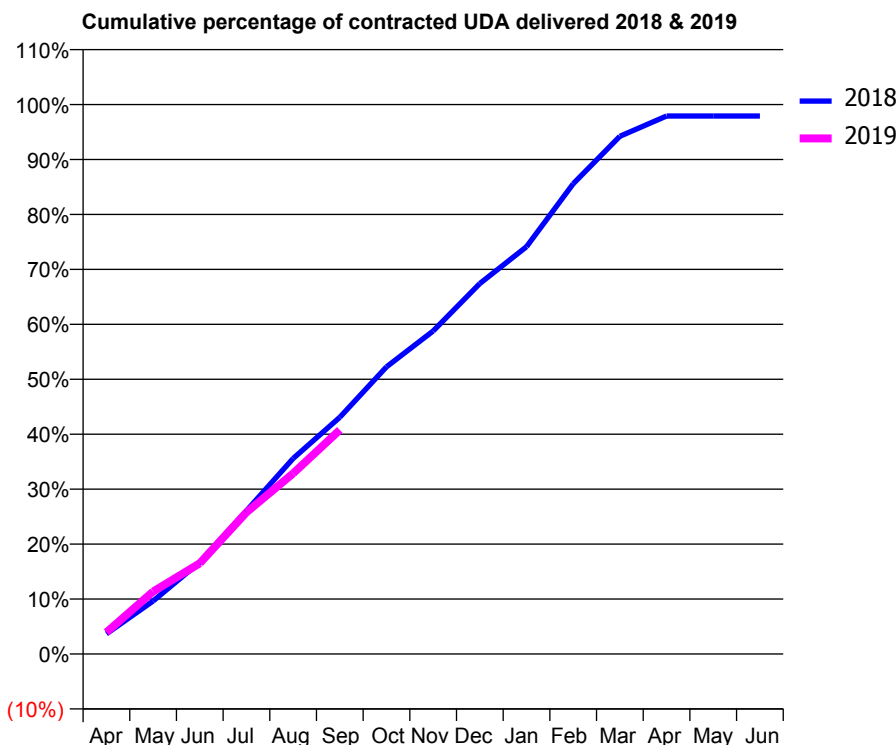
18/19 Contracted general activity (UDA)	8,800
Carry forward general activity (UDA)	0
18/19 Contracted orthodontic activity (UOA)	0
Carry forward orthodontic activity (UOA)	0
Baseline contract value	£281,407.59

ACCESS*

Patients seen in 24 months	Total	Change since previous quarter
Quarter ending September 2017	2,455	
Quarter ending December 2017	2,408	↓
Quarter ending March 2018	2,401	→
Quarter ending June 2018	2,395	→
Quarter ending September 2018	2,410	→
Variance since September 2017	(1.8%)	↓



ACTIVITY



Month	Adjusted Scheduled Activity (UDA)	
	2018	2019
April	324	348
May	850	1,001
June	1,470	1,452
July	2,295	2,270
August	3,132	2,892
September	3,791	3,588
October	4,600	
November	5,174	
December	5,934	
January	6,522	
February	7,530	
March	8,290	
April	8,616	
May	8,616	
June	8,616	

QUALITY

	Quantity	Base Number	Contract	AT	Region	England
% of FP17s for the same patient ID Re-attending within 3 months - Children	62	506	12.3%	10.1%	12.2%	11.6%
% of FP17s for the same patient ID Re-attending within 3 months - Adults	191	1,229	15.5%	13.7%	15.8%	15.5%
% of FP17s for the same patient ID Re-attending between 3 & 9 months - Children	250	506	49.4%	61.7%	60.3%	58.8%
% of FP17s for the same patient ID Re-attending between 3 & 9 months - Adults	671	1,229	54.6%	55.5%	53.5%	51.1%
% of FP17s for Band 1 Urgent Courses	134	1,604	8.4%	8.2%	9.1%	9.0%
% of FP17s Relating to Free Repair or Replacements	21	1,604	1.3%	0.8%	1.0%	0.8%
% of FP17s Relating to Continuations	4	1,604	0.2%	1.0%	1.0%	0.9%
% of Patients satisfied with the dentistry they have received	2	3	N/A	92.3%	93.6%	93.3%
% of Patients satisfied with the time they had to wait for an appointment	3	3	N/A	88.3%	89.8%	88.9%

* This is based on patients treated on this contract for their most recent course of treatment. Figures in italics indicate the base number of FP17s or Patient Questionnaire responses are less than 100. N/A is shown where the base number of responses is less than 10 during the period. % is calculated as Quantity/Base number*100

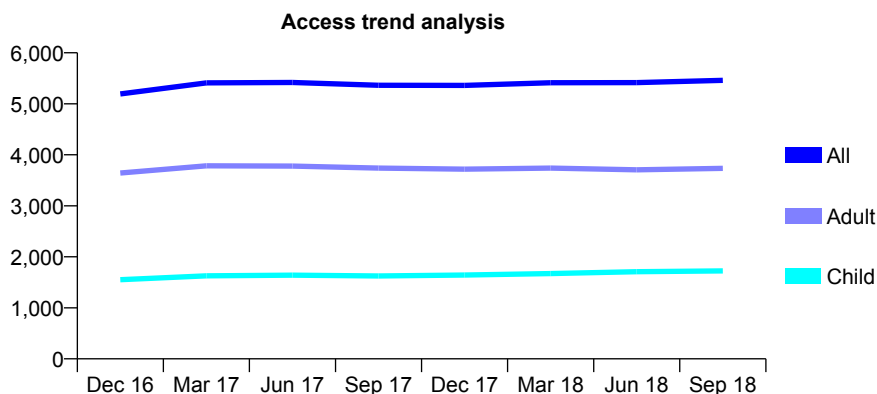
Q52 - Vital Signs At a Glance Contract Report for 183857/0001 - September 2018

Name or company name	Windmill Dental
Contract type name	GDS Contract
Purpose of contract	General
Contract start date	01/03/2010
Contract end date	

18/19 Contracted general activity (UDA)	14,000
Carry forward general activity (UDA)	0
18/19 Contracted orthodontic activity (UOA)	0
Carry forward orthodontic activity (UOA)	0
Baseline contract value	£379,650.88

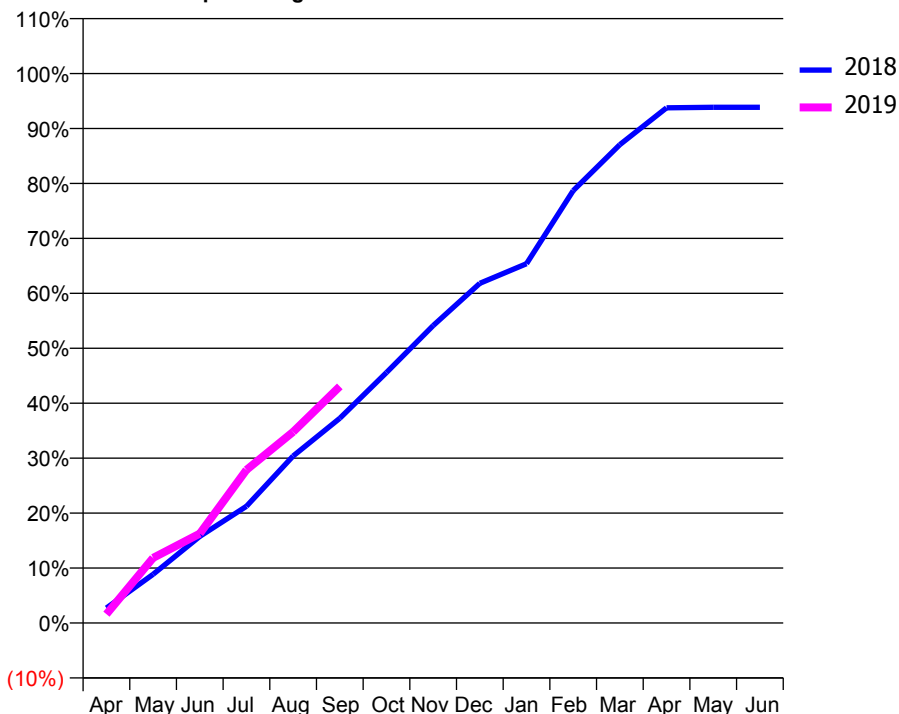
ACCESS*

Patients seen in 24 months	Total	Change since previous quarter
Quarter ending September 2017	5,364	
Quarter ending December 2017	5,361	→
Quarter ending March 2018	5,413	→
Quarter ending June 2018	5,415	→
Quarter ending September 2018	5,459	→
Variance since September 2017	1.8%	→



ACTIVITY

Cumulative percentage of contracted UDA delivered 2018 & 2019



Month	Adjusted Scheduled Activity (UDA)	
	2018	2019
April	381	225
May	1,242	1,659
June	2,205	2,277
July	2,975	3,900
August	4,256	4,869
September	5,216	6,027
October	6,380	
November	7,579	
December	8,655	
January	9,153	
February	11,016	
March	12,189	
April	13,127	
May	13,139	
June	13,138	

QUALITY

	Quantity	Base Number	Contract	AT	Region	England
% of FP17s for the same patient ID Re-attending within 3 months - Children	76	1,318	5.8%	10.1%	12.2%	11.6%
% of FP17s for the same patient ID Re-attending within 3 months - Adults	287	2,701	10.6%	13.7%	15.8%	15.5%
% of FP17s for the same patient ID Re-attending between 3 & 9 months - Children	846	1,318	64.2%	61.7%	60.3%	58.8%
% of FP17s for the same patient ID Re-attending between 3 & 9 months - Adults	1,662	2,701	61.5%	55.5%	53.5%	51.1%
% of FP17s for Band 1 Urgent Courses	110	3,183	3.5%	8.2%	9.1%	9.0%
% of FP17s Relating to Free Repair or Replacements	14	3,183	0.4%	0.8%	1.0%	0.8%
% of FP17s Relating to Continuations	16	3,183	0.5%	1.0%	1.0%	0.9%
% of Patients satisfied with the dentistry they have received	0	0	N/A	92.3%	93.6%	93.3%
% of Patients satisfied with the time they had to wait for an appointment	0	0	N/A	88.3%	89.8%	88.9%

* This is based on patients treated on this contract for their most recent course of treatment. Figures in italics indicate the base number of FP17s or Patient Questionnaire responses are less than 100. N/A is shown where the base number of responses is less than 10 during the period. % is calculated as Quantity/Base number*100

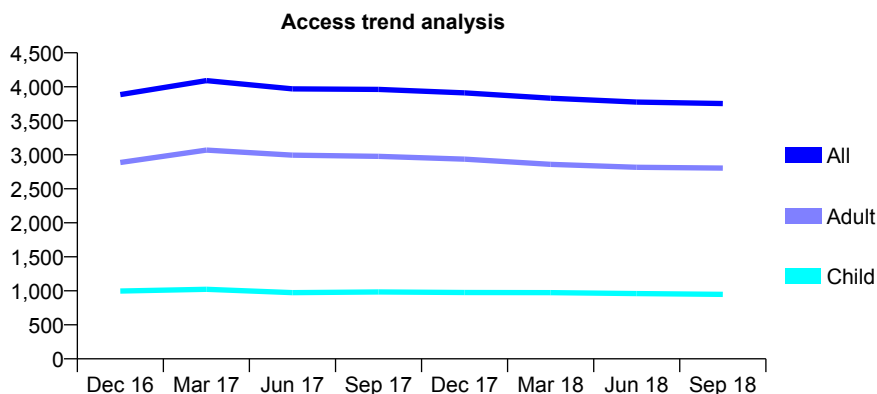
Q52 - Vital Signs At a Glance Contract Report for 184659/0001 - September 2018

Name or company name	Humber & Yorkshire CDA Limited
Contract type name	GDS Contract
Purpose of contract	General
Contract start date	12/11/2009
Contract end date	

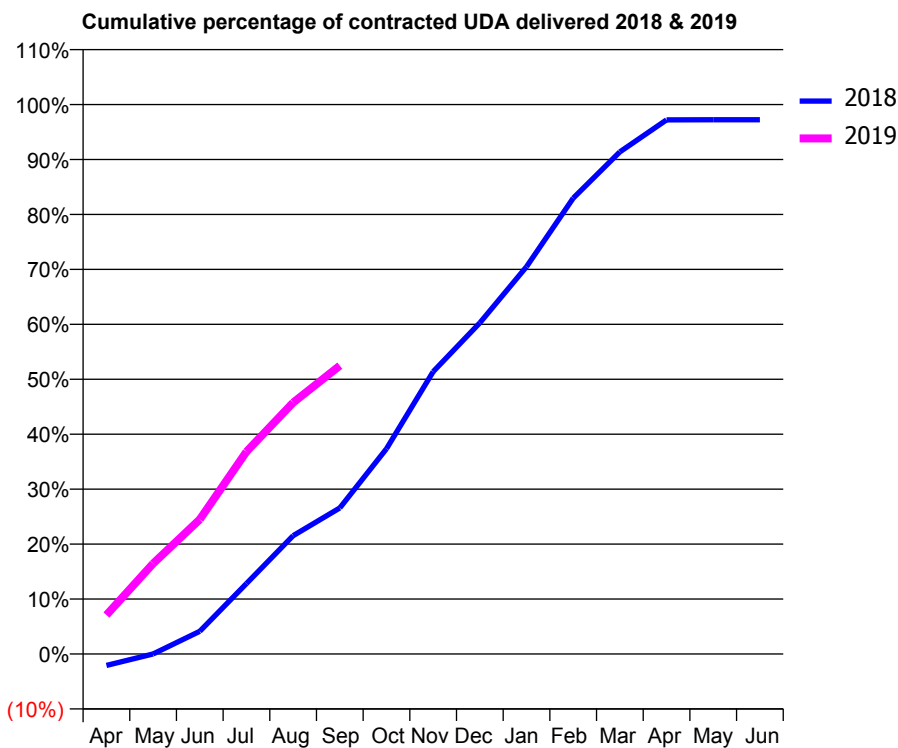
18/19 Contracted general activity (UDA)	9,485
Carry forward general activity (UDA)	0
18/19 Contracted orthodontic activity (UOA)	0
Carry forward orthodontic activity (UOA)	0
Baseline contract value	£271,179.20

ACCESS*

Patients seen in 24 months	Total	Change since previous quarter
Quarter ending September 2017	3,961	
Quarter ending December 2017	3,911	↓
Quarter ending March 2018	3,832	↓
Quarter ending June 2018	3,776	↓
Quarter ending September 2018	3,753	→
Variance since September 2017	(5.3%)	↓



ACTIVITY



Month	Adjusted Scheduled Activity (UDA)	
	2018	2019
April	-198	674
May	0	1,562
June	393	2,325
July	1,216	3,494
August	2,043	4,340
September	2,523	4,978
October	3,544	
November	4,875	
December	5,715	
January	6,686	
February	7,868	
March	8,668	
April	9,220	
May	9,221	
June	9,221	

QUALITY

	Quantity	Base Number	Contract	AT	Region	England
% of FP17s for the same patient ID Re-attending within 3 months - Children	60	822	7.3%	10.1%	12.2%	11.6%
% of FP17s for the same patient ID Re-attending within 3 months - Adults	306	2,000	15.3%	13.7%	15.8%	15.5%
% of FP17s for the same patient ID Re-attending between 3 & 9 months - Children	523	822	63.6%	61.7%	60.3%	58.8%
% of FP17s for the same patient ID Re-attending between 3 & 9 months - Adults	1,030	2,000	51.5%	55.5%	53.5%	51.1%
% of FP17s for Band 1 Urgent Courses	246	2,545	9.7%	8.2%	9.1%	9.0%
% of FP17s Relating to Free Repair or Replacements	19	2,545	0.7%	0.8%	1.0%	0.8%
% of FP17s Relating to Continuations	20	2,545	0.8%	1.0%	1.0%	0.9%
% of Patients satisfied with the dentistry they have received	1	1	N/A	92.3%	93.6%	93.3%
% of Patients satisfied with the time they had to wait for an appointment	1	1	N/A	88.3%	89.8%	88.9%

* This is based on patients treated on this contract for their most recent course of treatment. Figures in italics indicate the base number of FP17s or Patient Questionnaire responses are less than 100. N/A is shown where the base number of responses is less than 10 during the period. % is calculated as Quantity/Base number*100

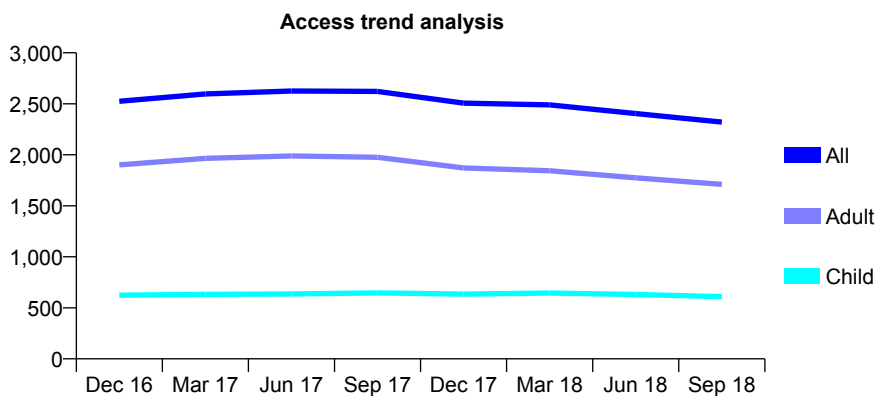
Q52 - Vital Signs At a Glance Contract Report for 184772/0001 - September 2018

Name or company name	Ripponden Dental Care Ltd
Contract type name	GDS Contract
Purpose of contract	General
Contract start date	09/09/2015
Contract end date	

18/19 Contracted general activity (UDA)	7,100
Carry forward general activity (UDA)	0
18/19 Contracted orthodontic activity (UOA)	0
Carry forward orthodontic activity (UOA)	0
Baseline contract value	£190,804.98

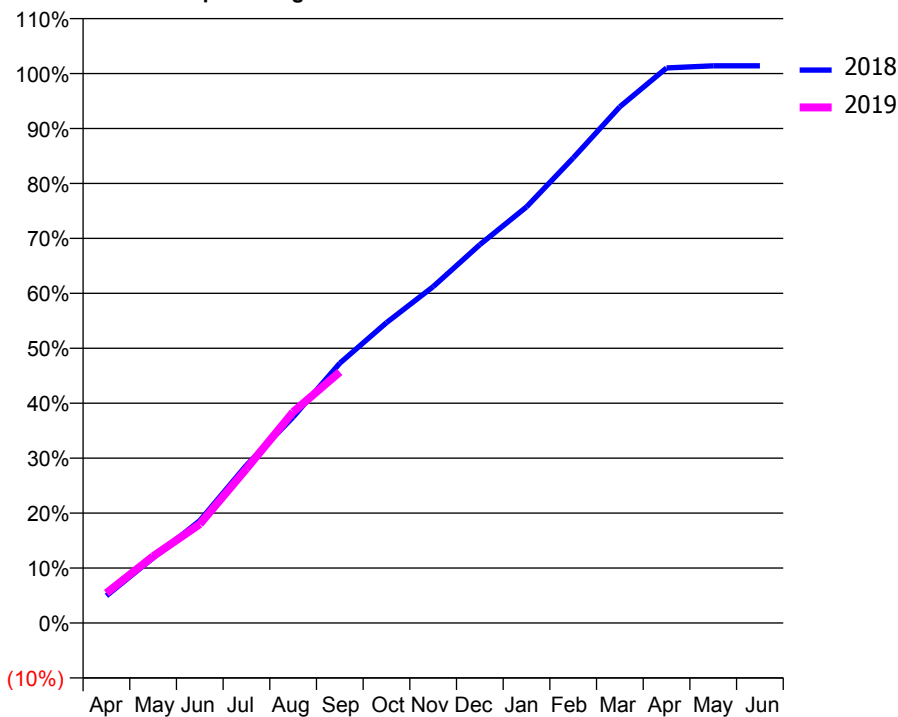
ACCESS*

Patients seen in 24 months	Total	Change since previous quarter
Quarter ending September 2017	2,622	
Quarter ending December 2017	2,506	↓
Quarter ending March 2018	2,489	→
Quarter ending June 2018	2,405	↓
Quarter ending September 2018	2,321	↓
Variance since September 2017	(11.5%)	↓



ACTIVITY

Cumulative percentage of contracted UDA delivered 2018 & 2019



Month	Adjusted Scheduled Activity (UDA)	
	2018	2019
April	353	387
May	841	863
June	1,323	1,278
July	2,040	1,995
August	2,661	2,727
September	3,358	3,244
October	3,882	
November	4,346	
December	4,890	
January	5,376	
February	6,009	
March	6,670	
April	7,172	
May	7,200	
June	7,200	

QUALITY

	Quantity	Base Number	Contract	AT	Region	England
% of FP17s for the same patient ID Re-attending within 3 months - Children	26	495	5.3%	10.1%	12.2%	11.6%
% of FP17s for the same patient ID Re-attending within 3 months - Adults	199	1,359	14.6%	13.7%	15.8%	15.5%
% of FP17s for the same patient ID Re-attending between 3 & 9 months - Children	312	495	63.0%	61.7%	60.3%	58.8%
% of FP17s for the same patient ID Re-attending between 3 & 9 months - Adults	887	1,359	65.3%	55.5%	53.5%	51.1%
% of FP17s for Band 1 Urgent Courses	131	1,659	7.9%	8.2%	9.1%	9.0%
% of FP17s Relating to Free Repair or Replacements	19	1,659	1.1%	0.8%	1.0%	0.8%
% of FP17s Relating to Continuations	9	1,659	0.5%	1.0%	1.0%	0.9%
% of Patients satisfied with the dentistry they have received	1	1	N/A	92.3%	93.6%	93.3%
% of Patients satisfied with the time they had to wait for an appointment	1	1	N/A	88.3%	89.8%	88.9%

* This is based on patients treated on this contract for their most recent course of treatment. Figures in italics indicate the base number of FP17s or Patient Questionnaire responses are less than 100. N/A is shown where the base number of responses is less than 10 during the period. % is calculated as Quantity/Base number*100

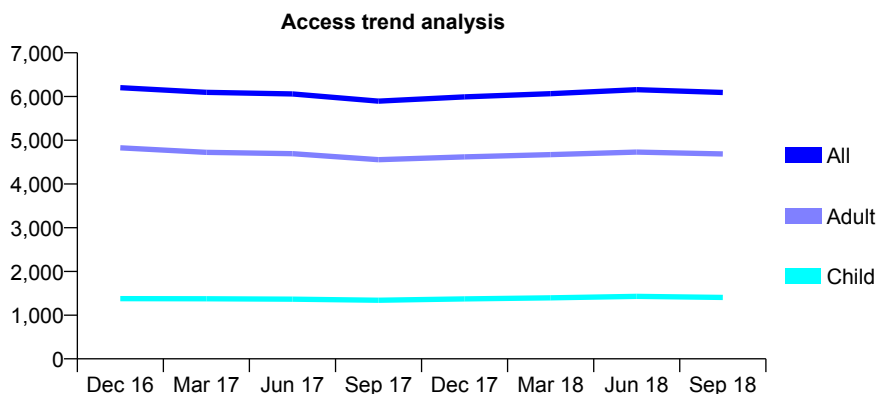
Q52 - Vital Signs At a Glance Contract Report for 184810/0001 - September 2018

Name or company name	S K Exel Dental Limited
Contract type name	GDS Contract
Purpose of contract	General
Contract start date	01/12/2009
Contract end date	

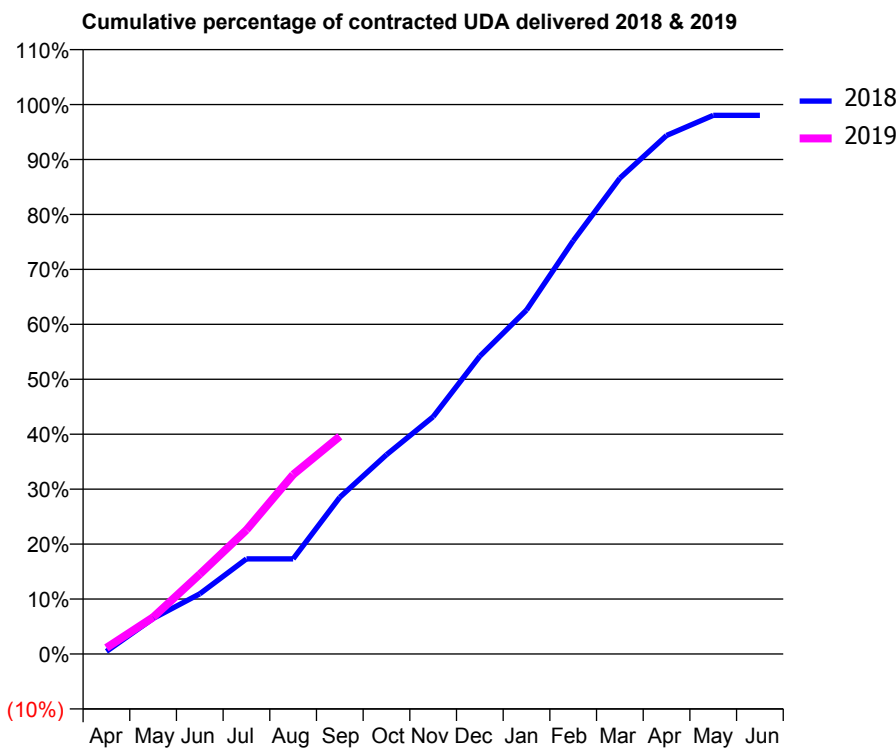
18/19 Contracted general activity (UDA)	19,460
Carry forward general activity (UDA)	0
18/19 Contracted orthodontic activity (UOA)	0
Carry forward orthodontic activity (UOA)	0
Baseline contract value	£624,803.15

ACCESS*

Patients seen in 24 months	Total	Change since previous quarter
Quarter ending September 2017	5,894	
Quarter ending December 2017	5,991	→
Quarter ending March 2018	6,066	→
Quarter ending June 2018	6,157	→
Quarter ending September 2018	6,092	↓
Variance since September 2017	3.4%	↑



ACTIVITY



Adjusted Scheduled Activity (UDA)		
Month	2018	2019
April	90	218
May	1,260	1,301
June	2,133	2,827
July	3,371	4,396
August	3,371	6,353
September	5,553	7,711
October	7,057	
November	8,402	
December	10,545	
January	12,181	
February	14,631	
March	16,852	
April	18,365	
May	19,076	
June	19,078	

QUALITY

	Quantity	Base Number	Contract	AT	Region	England
% of FP17s for the same patient ID Re-attending within 3 months - Children	150	1,324	11.3%	10.1%	12.2%	11.6%
% of FP17s for the same patient ID Re-attending within 3 months - Adults	611	3,481	17.6%	13.7%	15.8%	15.5%
% of FP17s for the same patient ID Re-attending between 3 & 9 months - Children	853	1,324	64.4%	61.7%	60.3%	58.8%
% of FP17s for the same patient ID Re-attending between 3 & 9 months - Adults	1,755	3,481	50.4%	55.5%	53.5%	51.1%
% of FP17s for Band 1 Urgent Courses	522	3,836	13.6%	8.2%	9.1%	9.0%
% of FP17s Relating to Free Repair or Replacements	53	3,836	1.4%	0.8%	1.0%	0.8%
% of FP17s Relating to Continuations	24	3,836	0.6%	1.0%	1.0%	0.9%
% of Patients satisfied with the dentistry they have received	3	4	N/A	92.3%	93.6%	93.3%
% of Patients satisfied with the time they had to wait for an appointment	3	4	N/A	88.3%	89.8%	88.9%

* This is based on patients treated on this contract for their most recent course of treatment. Figures in italics indicate the base number of FP17s or Patient Questionnaire responses are less than 100. N/A is shown where the base number of responses is less than 10 during the period. % is calculated as Quantity/Base number*100

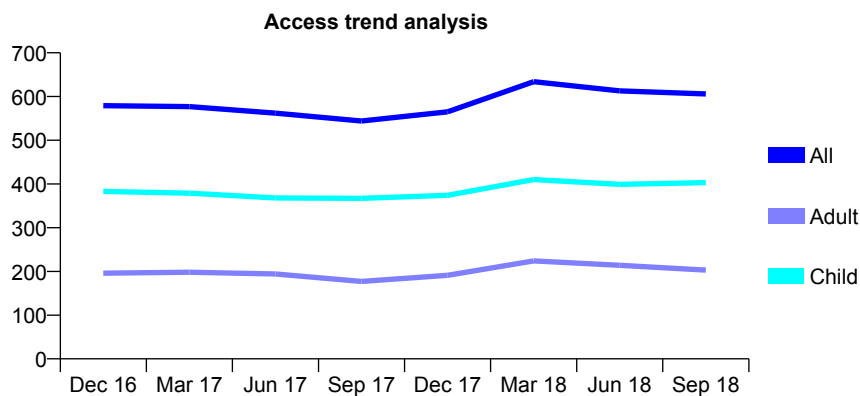
Q52 - Vital Signs At a Glance Contract Report for 185213/0001 - September 2018

Name or company name	Eastleigh Dental Care
Contract type name	GDS Contract
Purpose of contract	General
Contract start date	01/08/2012
Contract end date	

18/19 Contracted general activity (UDA)	1,773
Carry forward general activity (UDA)	0
18/19 Contracted orthodontic activity (UOA)	0
Carry forward orthodontic activity (UOA)	0
Baseline contract value	£52,791.33

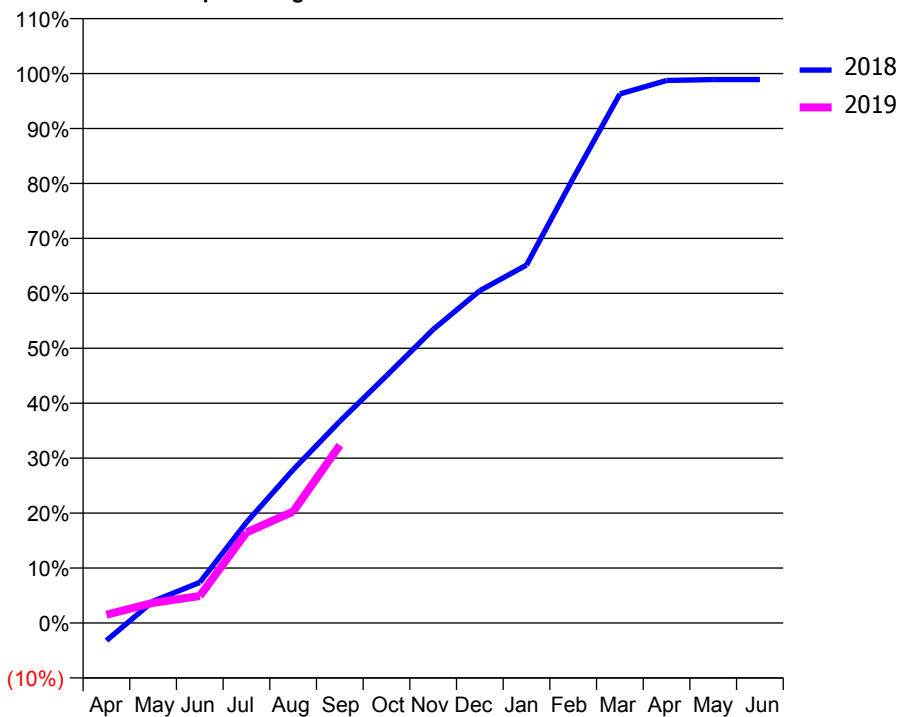
ACCESS*

Patients seen in 24 months	Total	Change since previous quarter
Quarter ending September 2017	544	
Quarter ending December 2017	565	↑
Quarter ending March 2018	634	↑
Quarter ending June 2018	613	↓
Quarter ending September 2018	606	↓
Variance since September 2017	11.4%	↑



ACTIVITY

Cumulative percentage of contracted UDA delivered 2018 & 2019



Month	Adjusted Scheduled Activity (UDA)	
	2018	2019
April	-57	27
May	70	65
June	131	87
July	325	292
August	495	359
September	651	574
October	798	
November	947	
December	1,073	
January	1,155	
February	1,435	
March	1,707	
April	1,751	
May	1,754	
June	1,754	

QUALITY

	Quantity	Base Number	Contract	AT	Region	England
% of FP17s for the same patient ID Re-attending within 3 months - Children	11	333	3.3%	10.1%	12.2%	11.6%
% of FP17s for the same patient ID Re-attending within 3 months - Adults	31	122	25.4%	13.7%	15.8%	15.5%
% of FP17s for the same patient ID Re-attending between 3 & 9 months - Children	275	333	82.6%	61.7%	60.3%	58.8%
% of FP17s for the same patient ID Re-attending between 3 & 9 months - Adults	81	122	66.4%	55.5%	53.5%	51.1%
% of FP17s for Band 1 Urgent Courses	23	421	5.5%	8.2%	9.1%	9.0%
% of FP17s Relating to Free Repair or Replacements	0	421	0.0%	0.8%	1.0%	0.8%
% of FP17s Relating to Continuations	0	421	0.0%	1.0%	1.0%	0.9%
% of Patients satisfied with the dentistry they have received	0	0	N/A	92.3%	93.6%	93.3%
% of Patients satisfied with the time they had to wait for an appointment	0	0	N/A	88.3%	89.8%	88.9%

* This is based on patients treated on this contract for their most recent course of treatment. Figures in italics indicate the base number of FP17s or Patient Questionnaire responses are less than 100. N/A is shown where the base number of responses is less than 10 during the period. % is calculated as Quantity/Base number*100

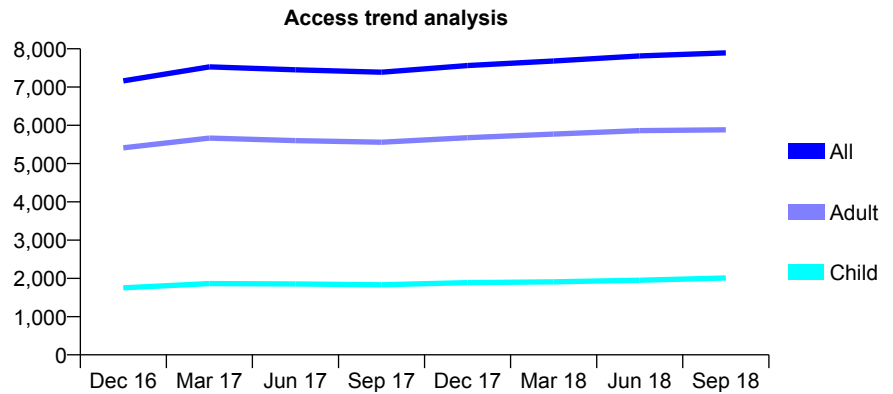
Q52 - Vital Signs At a Glance Contract Report for 187399/0001 - September 2018

Name or company name	M & B Practices Ltd
Contract type name	GDS Contract
Purpose of contract	General
Contract start date	01/11/2011
Contract end date	

18/19 Contracted general activity (UDA)	24,700
Carry forward general activity (UDA)	0
18/19 Contracted orthodontic activity (UOA)	0
Carry forward orthodontic activity (UOA)	0
Baseline contract value	£590,243.73

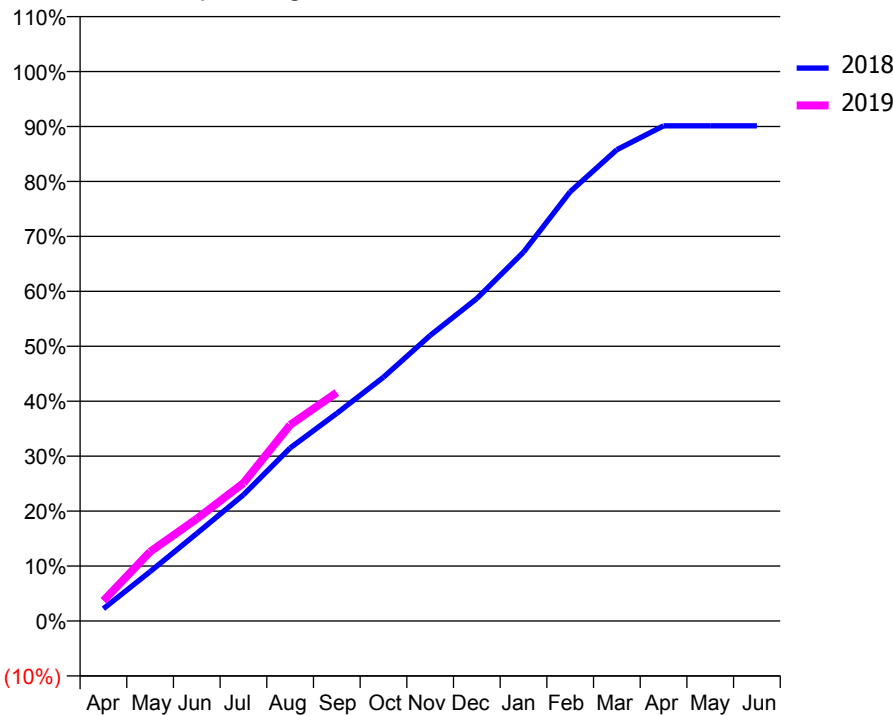
ACCESS*

Patients seen in 24 months	Total	Change since previous quarter
Quarter ending September 2017	7,389	
Quarter ending December 2017	7,563	↑
Quarter ending March 2018	7,682	→
Quarter ending June 2018	7,814	→
Quarter ending September 2018	7,892	→
Variance since September 2017	6.8%	↑



ACTIVITY

Cumulative percentage of contracted UDA delivered 2018 & 2019



Month	Adjusted Scheduled Activity (UDA)	
	2018	2019
April	554	905
May	2,219	3,113
June	3,936	4,593
July	5,672	6,201
August	7,775	8,817
September	9,337	10,268
October	10,961	
November	12,836	
December	14,499	
January	16,582	
February	19,297	
March	21,188	
April	22,258	
May	22,259	
June	22,258	

QUALITY

	Quantity	Base Number	Contract	AT	Region	England
% of FP17s for the same patient ID Re-attending within 3 months - Children	100	1,299	7.7%	10.1%	12.2%	11.6%
% of FP17s for the same patient ID Re-attending within 3 months - Adults	474	3,669	12.9%	13.7%	15.8%	15.5%
% of FP17s for the same patient ID Re-attending between 3 & 9 months - Children	683	1,299	52.6%	61.7%	60.3%	58.8%
% of FP17s for the same patient ID Re-attending between 3 & 9 months - Adults	1,930	3,669	52.6%	55.5%	53.5%	51.1%
% of FP17s for Band 1 Urgent Courses	456	4,592	9.9%	8.2%	9.1%	9.0%
% of FP17s Relating to Free Repair or Replacements	33	4,592	0.7%	0.8%	1.0%	0.8%
% of FP17s Relating to Continuations	14	4,592	0.3%	1.0%	1.0%	0.9%
% of Patients satisfied with the dentistry they have received	1	1	N/A	92.3%	93.6%	93.3%
% of Patients satisfied with the time they had to wait for an appointment	1	1	N/A	88.3%	89.8%	88.9%

* This is based on patients treated on this contract for their most recent course of treatment. Figures in italics indicate the base number of FP17s or Patient Questionnaire responses are less than 100. N/A is shown where the base number of responses is less than 10 during the period. % is calculated as Quantity/Base number*100

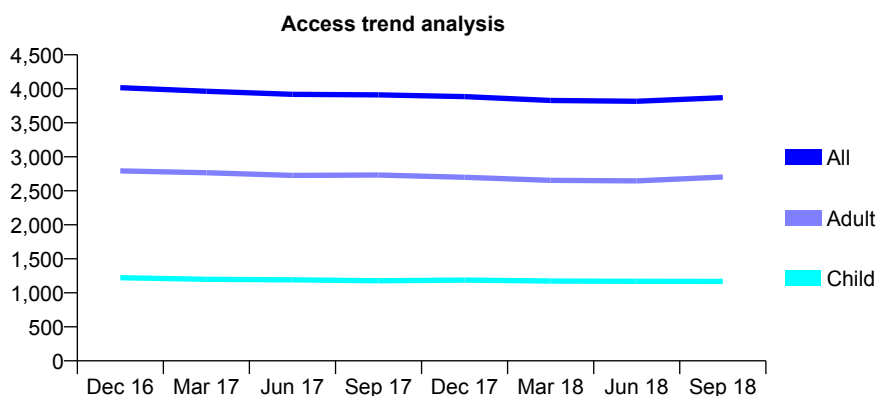
Q52 - Vital Signs At a Glance Contract Report for 188700/0001 - September 2018

Name or company name	Honden Limited
Contract type name	GDS Contract
Purpose of contract	General
Contract start date	01/09/2011
Contract end date	

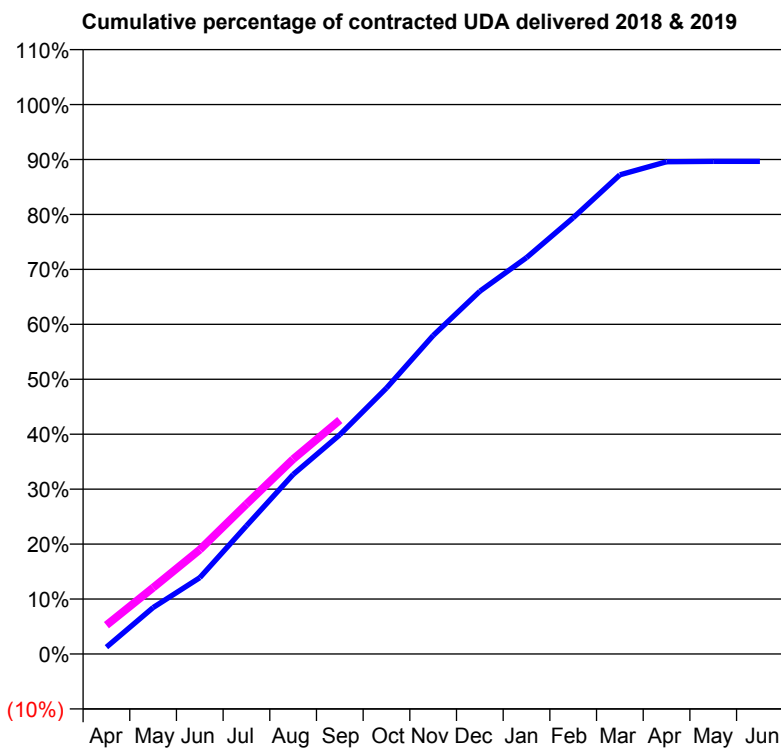
18/19 Contracted general activity (UDA)	10,800
Carry forward general activity (UDA)	0
18/19 Contracted orthodontic activity (UOA)	0
Carry forward orthodontic activity (UOA)	0
Baseline contract value	£321,683.46

ACCESS*

Patients seen in 24 months	Total	Change since previous quarter
Quarter ending September 2017	3,910	
Quarter ending December 2017	3,886	→
Quarter ending March 2018	3,828	↓
Quarter ending June 2018	3,816	→
Quarter ending September 2018	3,869	→
Variance since September 2017	(1.0%)	↓



ACTIVITY



Month	Adjusted Scheduled Activity (UDA)	
	2018	2019
April	135	567
May	913	1,303
June	1,502	2,051
July	2,520	2,947
August	3,530	3,831
September	4,309	4,598
October	5,226	
November	6,259	
December	7,130	
January	7,791	
February	8,573	
March	9,419	
April	9,676	
May	9,683	
June	9,683	

QUALITY

	Quantity	Base Number	Contract	AT	Region	England
% of FP17s for the same patient ID Re-attending within 3 months - Children	69	971	7.1%	10.1%	12.2%	11.6%
% of FP17s for the same patient ID Re-attending within 3 months - Adults	269	2,123	12.7%	13.7%	15.8%	15.5%
% of FP17s for the same patient ID Re-attending between 3 & 9 months - Children	635	971	65.4%	61.7%	60.3%	58.8%
% of FP17s for the same patient ID Re-attending between 3 & 9 months - Adults	1,279	2,123	60.2%	55.5%	53.5%	51.1%
% of FP17s for Band 1 Urgent Courses	153	2,937	5.2%	8.2%	9.1%	9.0%
% of FP17s Relating to Free Repair or Replacements	18	2,937	0.6%	0.8%	1.0%	0.8%
% of FP17s Relating to Continuations	62	2,937	2.1%	1.0%	1.0%	0.9%
% of Patients satisfied with the dentistry they have received	2	2	N/A	92.3%	93.6%	93.3%
% of Patients satisfied with the time they had to wait for an appointment	2	2	N/A	88.3%	89.8%	88.9%

* This is based on patients treated on this contract for their most recent course of treatment. Figures in italics indicate the base number of FP17s or Patient Questionnaire responses are less than 100. N/A is shown where the base number of responses is less than 10 during the period. % is calculated as Quantity/Base number*100

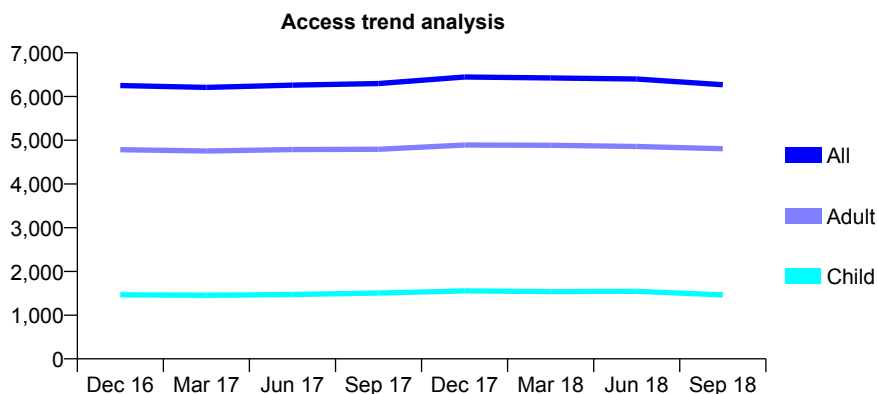
Q52 - Vital Signs At a Glance Contract Report for 190268/0001 - September 2018

Name or company name	Bailiff Bridge Dental Practice
Contract type name	GDS Contract
Purpose of contract	General
Contract start date	01/07/2007
Contract end date	

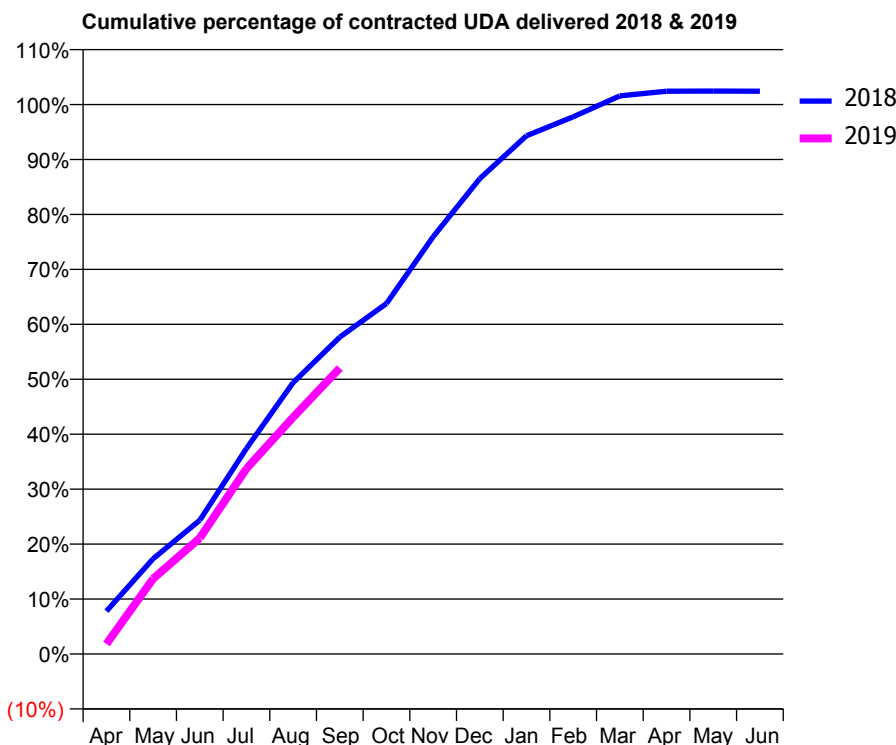
18/19 Contracted general activity (UDA)	20,000
Carry forward general activity (UDA)	0
18/19 Contracted orthodontic activity (UOA)	0
Carry forward orthodontic activity (UOA)	0
Baseline contract value	£513,441.02

ACCESS*

Patients seen in 24 months	Total	Change since previous quarter
Quarter ending September 2017	6,298	
Quarter ending December 2017	6,445	↑
Quarter ending March 2018	6,424	→
Quarter ending June 2018	6,402	→
Quarter ending September 2018	6,269	↓
Variance since September 2017	(0.5%)	→



ACTIVITY



Month	Adjusted Scheduled Activity (UDA)	
	2018	2019
April	1,562	368
May	3,467	2,741
June	4,869	4,220
July	7,484	6,751
August	9,878	8,617
September	11,532	10,406
October	12,755	
November	15,189	
December	17,305	
January	18,862	
February	19,553	
March	20,316	
April	20,486	
May	20,486	
June	20,484	

QUALITY

	Quantity	Base Number	Contract	AT	Region	England
% of FP17s for the same patient ID Re-attending within 3 months - Children	109	1,312	8.3%	10.1%	12.2%	11.6%
% of FP17s for the same patient ID Re-attending within 3 months - Adults	463	3,994	11.6%	13.7%	15.8%	15.5%
% of FP17s for the same patient ID Re-attending between 3 & 9 months - Children	902	1,312	68.8%	61.7%	60.3%	58.8%
% of FP17s for the same patient ID Re-attending between 3 & 9 months - Adults	2,410	3,994	60.3%	55.5%	53.5%	51.1%
% of FP17s for Band 1 Urgent Courses	209	5,155	4.1%	8.2%	9.1%	9.0%
% of FP17s Relating to Free Repair or Replacements	61	5,155	1.2%	0.8%	1.0%	0.8%
% of FP17s Relating to Continuations	50	5,155	1.0%	1.0%	1.0%	0.9%
% of Patients satisfied with the dentistry they have received	5	5	N/A	92.3%	93.6%	93.3%
% of Patients satisfied with the time they had to wait for an appointment	5	5	N/A	88.3%	89.8%	88.9%

* This is based on patients treated on this contract for their most recent course of treatment. Figures in italics indicate the base number of FP17s or Patient Questionnaire responses are less than 100. N/A is shown where the base number of responses is less than 10 during the period. % is calculated as Quantity/Base number*100

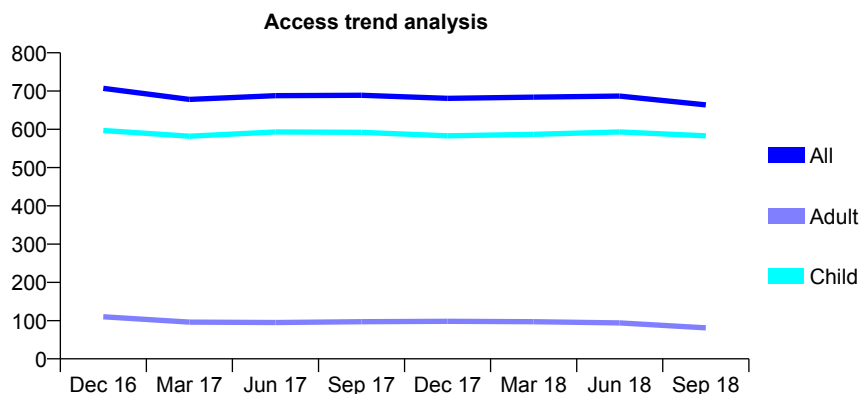
Q52 - Vital Signs At a Glance Contract Report for 190284/0001 - September 2018

Name or company name	Hebden Bridge Dental Care Ltd.
Contract type name	GDS Contract
Purpose of contract	General
Contract start date	01/11/2014
Contract end date	

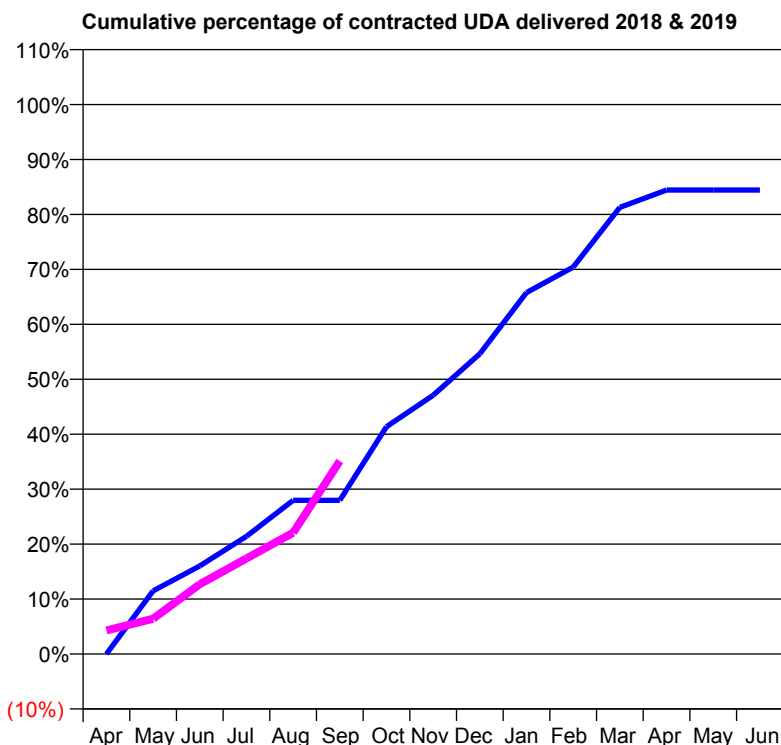
18/19 Contracted general activity (UDA)	1,500
Carry forward general activity (UDA)	0
18/19 Contracted orthodontic activity (UOA)	0
Carry forward orthodontic activity (UOA)	0
Baseline contract value	£38,414.39

ACCESS*

Patients seen in 24 months	Total	Change since previous quarter
Quarter ending September 2017	689	
Quarter ending December 2017	681	↓
Quarter ending March 2018	684	→
Quarter ending June 2018	687	→
Quarter ending September 2018	664	↓
Variance since September 2017	(3.6%)	↓



ACTIVITY



Month	Adjusted Scheduled Activity (UDA)	
	2018	2019
April	0	64
May	172	96
June	240	190
July	321	261
August	419	331
September	419	527
October	620	
November	706	
December	820	
January	987	
February	1,056	
March	1,219	
April	1,266	
May	1,266	
June	1,266	

QUALITY

	Quantity	Base Number	Contract	AT	Region	England
% of FP17s for the same patient ID Re-attending within 3 months - Children	25	378	6.6%	10.1%	12.2%	11.6%
% of FP17s for the same patient ID Re-attending within 3 months - Adults	3	15	20.0%	13.7%	15.8%	15.5%
% of FP17s for the same patient ID Re-attending between 3 & 9 months - Children	230	378	60.8%	61.7%	60.3%	58.8%
% of FP17s for the same patient ID Re-attending between 3 & 9 months - Adults	7	15	46.7%	55.5%	53.5%	51.1%
% of FP17s for Band 1 Urgent Courses	9	356	2.5%	8.2%	9.1%	9.0%
% of FP17s Relating to Free Repair or Replacements	0	356	0.0%	0.8%	1.0%	0.8%
% of FP17s Relating to Continuations	7	356	2.0%	1.0%	1.0%	0.9%
% of Patients satisfied with the dentistry they have received	0	0	N/A	92.3%	93.6%	93.3%
% of Patients satisfied with the time they had to wait for an appointment	0	0	N/A	88.3%	89.8%	88.9%

* This is based on patients treated on this contract for their most recent course of treatment. Figures in italics indicate the base number of FP17s or Patient Questionnaire responses are less than 100. N/A is shown where the base number of responses is less than 10 during the period. % is calculated as Quantity/Base number*100

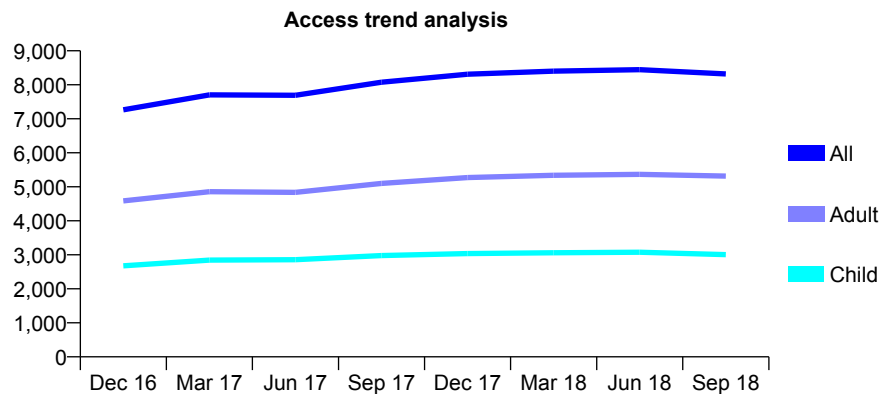
Q52 - Vital Signs At a Glance Contract Report for 190551/0001 - September 2018

Name or company name	Dentistry@ltd
Contract type name	GDS Contract
Purpose of contract	General
Contract start date	11/05/2009
Contract end date	

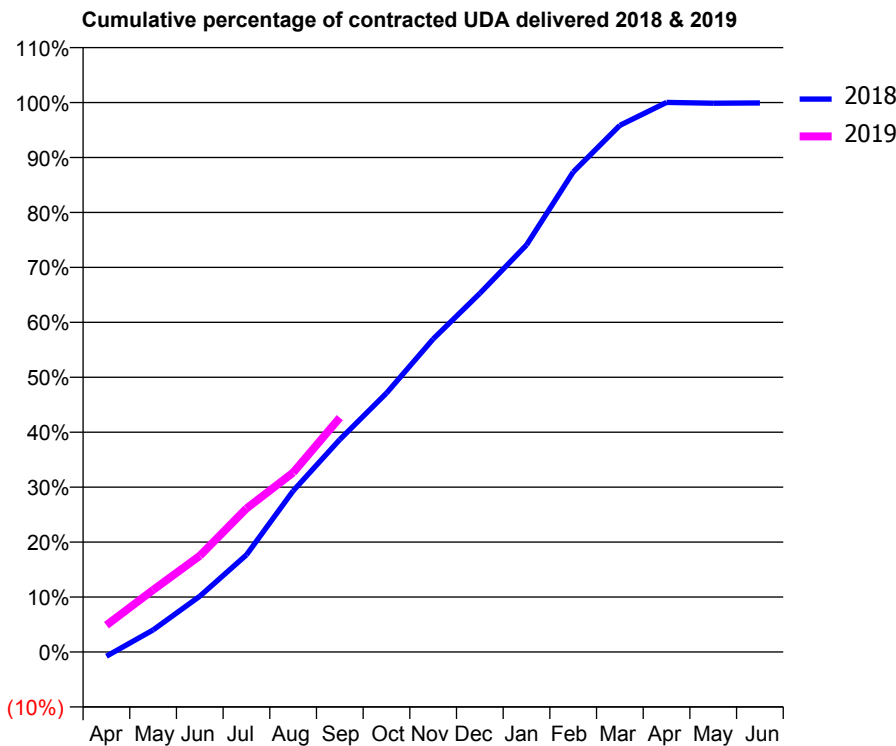
18/19 Contracted general activity (UDA)	24,801
Carry forward general activity (UDA)	0
18/19 Contracted orthodontic activity (UOA)	0
Carry forward orthodontic activity (UOA)	0
Baseline contract value	£840,372.91

ACCESS*

Patients seen in 24 months	Total	Change since previous quarter
Quarter ending September 2017	8,077	
Quarter ending December 2017	8,311	↑
Quarter ending March 2018	8,400	→
Quarter ending June 2018	8,444	→
Quarter ending September 2018	8,318	↓
Variance since September 2017	3.0%	↑



ACTIVITY



Month	Adjusted Scheduled Activity (UDA)	
	2018	2019
April	-198	1,211
May	994	2,802
June	2,518	4,341
July	4,387	6,478
August	7,275	8,100
September	9,591	10,575
October	11,683	
November	14,125	
December	16,189	
January	18,372	
February	21,661	
March	23,773	
April	24,807	
May	24,770	
June	24,781	

QUALITY

	Quantity	Base Number	Contract	AT	Region	England
% of FP17s for the same patient ID Re-attending within 3 months - Children	232	2,780	8.3%	10.1%	12.2%	11.6%
% of FP17s for the same patient ID Re-attending within 3 months - Adults	438	3,574	12.3%	13.7%	15.8%	15.5%
% of FP17s for the same patient ID Re-attending between 3 & 9 months - Children	1,979	2,780	71.2%	61.7%	60.3%	58.8%
% of FP17s for the same patient ID Re-attending between 3 & 9 months - Adults	2,027	3,574	56.7%	55.5%	53.5%	51.1%
% of FP17s for Band 1 Urgent Courses	353	5,368	6.6%	8.2%	9.1%	9.0%
% of FP17s Relating to Free Repair or Replacements	72	5,368	1.3%	0.8%	1.0%	0.8%
% of FP17s Relating to Continuations	10	5,368	0.2%	1.0%	1.0%	0.9%
% of Patients satisfied with the dentistry they have received	2	2	N/A	92.3%	93.6%	93.3%
% of Patients satisfied with the time they had to wait for an appointment	1	2	N/A	88.3%	89.8%	88.9%

* This is based on patients treated on this contract for their most recent course of treatment. Figures in italics indicate the base number of FP17s or Patient Questionnaire responses are less than 100. N/A is shown where the base number of responses is less than 10 during the period. % is calculated as Quantity/Base number*100

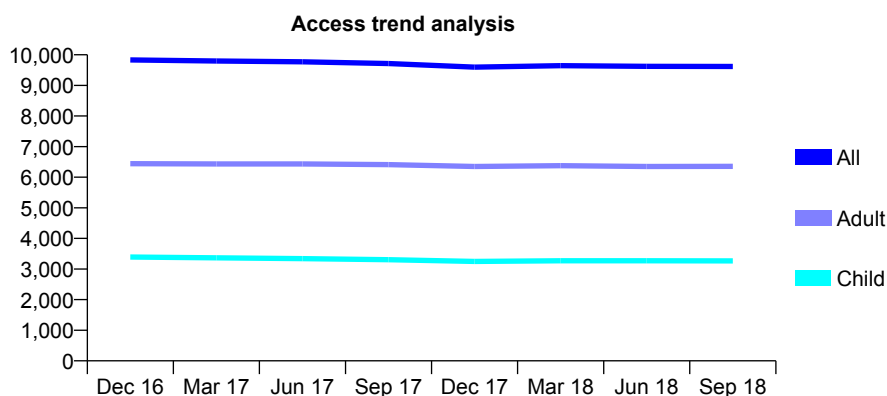
Q52 - Vital Signs At a Glance Contract Report for 190748/0001 - September 2018

Name or company name	A & S Dental Surgeons Ltd
Contract type name	GDS Contract
Purpose of contract	General
Contract start date	01/03/2011
Contract end date	

18/19 Contracted general activity (UDA)	29,000
Carry forward general activity (UDA)	0
18/19 Contracted orthodontic activity (UOA)	0
Carry forward orthodontic activity (UOA)	0
Baseline contract value	£1,128,540.67

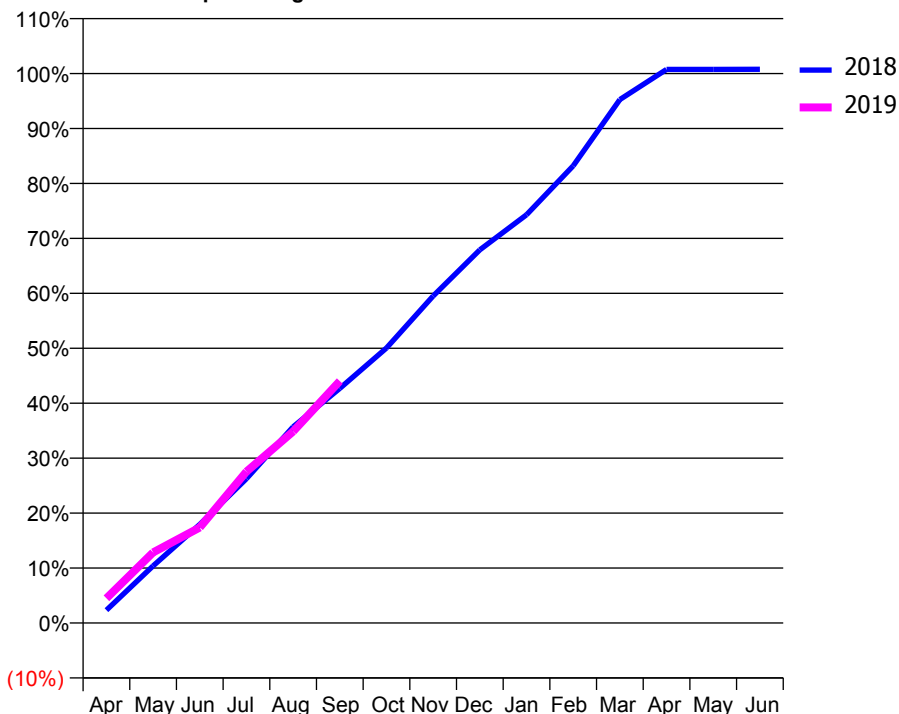
ACCESS*

Patients seen in 24 months	Total	Change since previous quarter
Quarter ending September 2017	9,716	
Quarter ending December 2017	9,598	↓
Quarter ending March 2018	9,644	→
Quarter ending June 2018	9,621	→
Quarter ending September 2018	9,618	→
Variance since September 2017	(1.0%)	↓



ACTIVITY

Cumulative percentage of contracted UDA delivered 2018 & 2019



QUALITY

	Quantity	Base Number	Contract	AT	Region	England
% of FP17s for the same patient ID Re-attending within 3 months - Children	148	2,878	5.1%	10.1%	12.2%	11.6%
% of FP17s for the same patient ID Re-attending within 3 months - Adults	427	4,754	9.0%	13.7%	15.8%	15.5%
% of FP17s for the same patient ID Re-attending between 3 & 9 months - Children	2,110	2,878	73.3%	61.7%	60.3%	58.8%
% of FP17s for the same patient ID Re-attending between 3 & 9 months - Adults	3,046	4,754	64.1%	55.5%	53.5%	51.1%
% of FP17s for Band 1 Urgent Courses	415	6,762	6.1%	8.2%	9.1%	9.0%
% of FP17s Relating to Free Repair or Replacements	33	6,762	0.5%	0.8%	1.0%	0.8%
% of FP17s Relating to Continuations	25	6,762	0.4%	1.0%	1.0%	0.9%
% of Patients satisfied with the dentistry they have received	1	1	N/A	92.3%	93.6%	93.3%
% of Patients satisfied with the time they had to wait for an appointment	1	1	N/A	88.3%	89.8%	88.9%

* This is based on patients treated on this contract for their most recent course of treatment. Figures in italics indicate the base number of FP17s or Patient Questionnaire responses are less than 100. N/A is shown where the base number of responses is less than 10 during the period. % is calculated as Quantity/Base number*100

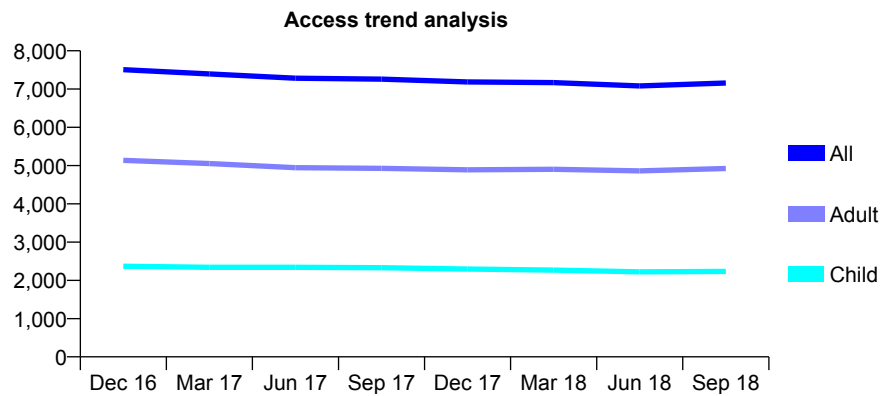
Q52 - Vital Signs At a Glance Contract Report for 190810/0001 - September 2018

Name or company name	Church Street Dental Partnership
Contract type name	GDS Contract
Purpose of contract	General
Contract start date	01/12/2014
Contract end date	

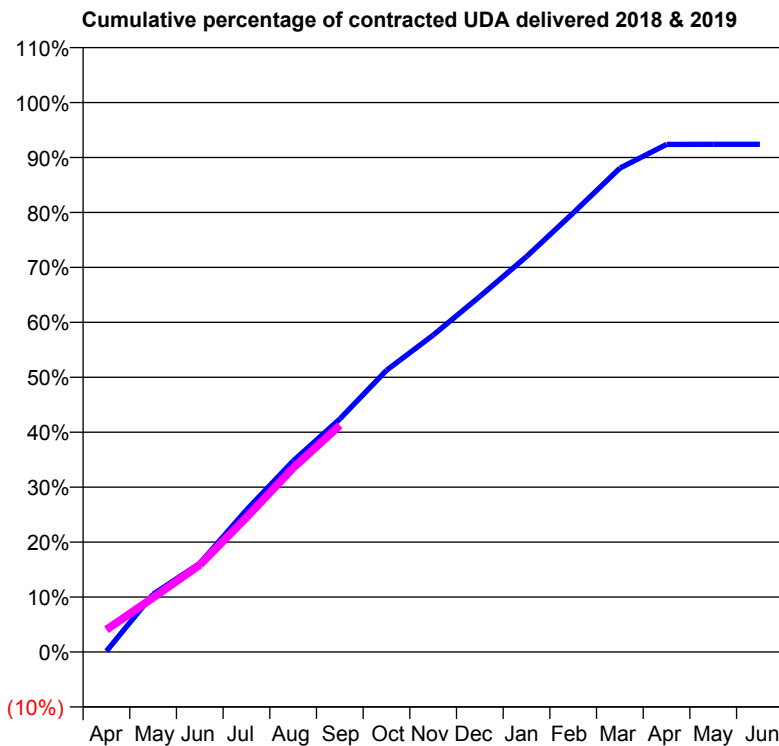
18/19 Contracted general activity (UDA)	20,511
Carry forward general activity (UDA)	0
18/19 Contracted orthodontic activity (UOA)	0
Carry forward orthodontic activity (UOA)	0
Baseline contract value	£622,525.77

ACCESS*

Patients seen in 24 months	Total	Change since previous quarter
Quarter ending September 2017	7,259	
Quarter ending December 2017	7,187	→
Quarter ending March 2018	7,169	→
Quarter ending June 2018	7,083	↓
Quarter ending September 2018	7,157	→
Variance since September 2017	(1.4%)	↓



ACTIVITY



Month	Adjusted Scheduled Activity (UDA)	
	2018	2019
April	31	832
May	2,155	2,028
June	3,308	3,252
July	5,306	5,027
August	7,131	6,869
September	8,697	8,457
October	10,516	
November	11,827	
December	13,274	
January	14,759	
February	16,389	
March	18,060	
April	18,948	
May	18,952	
June	18,952	

QUALITY

	Quantity	Base Number	Contract	AT	Region	England
% of FP17s for the same patient ID Re-attending within 3 months - Children	106	1,731	6.1%	10.1%	12.2%	11.6%
% of FP17s for the same patient ID Re-attending within 3 months - Adults	285	3,203	8.9%	13.7%	15.8%	15.5%
% of FP17s for the same patient ID Re-attending between 3 & 9 months - Children	1,164	1,731	67.2%	61.7%	60.3%	58.8%
% of FP17s for the same patient ID Re-attending between 3 & 9 months - Adults	1,853	3,203	57.9%	55.5%	53.5%	51.1%
% of FP17s for Band 1 Urgent Courses	92	4,569	2.0%	8.2%	9.1%	9.0%
% of FP17s Relating to Free Repair or Replacements	10	4,569	0.2%	0.8%	1.0%	0.8%
% of FP17s Relating to Continuations	4	4,569	0.1%	1.0%	1.0%	0.9%
% of Patients satisfied with the dentistry they have received	2	3	N/A	92.3%	93.6%	93.3%
% of Patients satisfied with the time they had to wait for an appointment	2	3	N/A	88.3%	89.8%	88.9%

* This is based on patients treated on this contract for their most recent course of treatment. Figures in italics indicate the base number of FP17s or Patient Questionnaire responses are less than 100. N/A is shown where the base number of responses is less than 10 during the period. % is calculated as Quantity/Base number*100

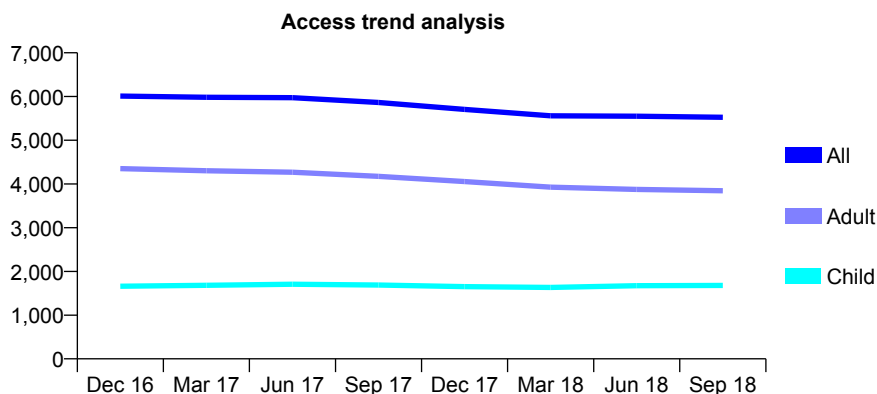
Q52 - Vital Signs At a Glance Contract Report for 192554/0001 - September 2018

Name or company name	The Crossgates Lane and Chapeltown Roa
Contract type name	GDS Contract
Purpose of contract	General
Contract start date	01/05/2013
Contract end date	

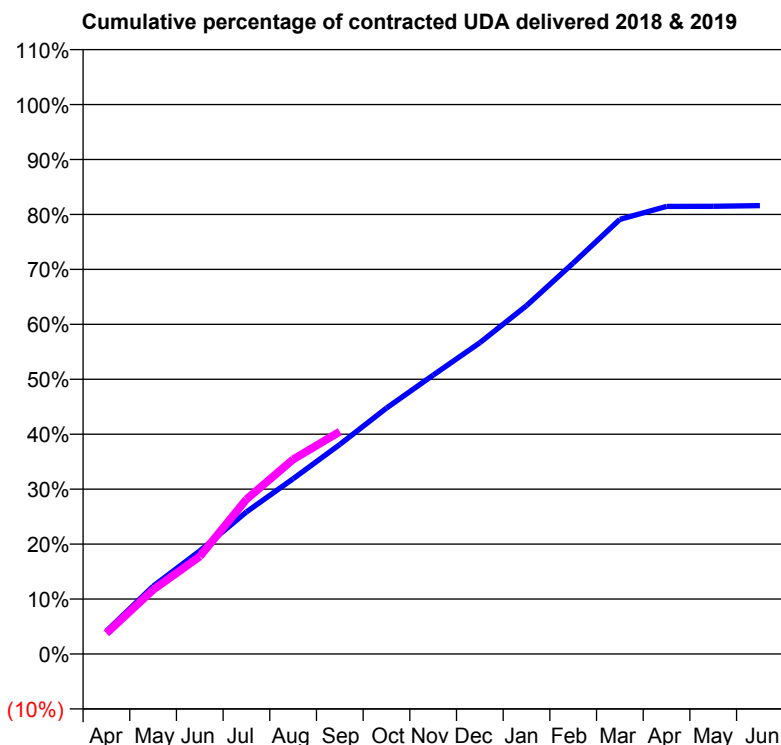
18/19 Contracted general activity (UDA)	17,895
Carry forward general activity (UDA)	0
18/19 Contracted orthodontic activity (UOA)	0
Carry forward orthodontic activity (UOA)	0
Baseline contract value	£578,556.19

ACCESS*

Patients seen in 24 months	Total	Change since previous quarter
Quarter ending September 2017	5,863	
Quarter ending December 2017	5,706	↓
Quarter ending March 2018	5,560	↓
Quarter ending June 2018	5,549	→
Quarter ending September 2018	5,524	→
Variance since September 2017	(5.8%)	↓



ACTIVITY



Month	Adjusted Scheduled Activity (UDA)	
	2018	2019
April	745	676
May	2,210	2,090
June	3,360	3,179
July	4,628	5,040
August	5,706	6,336
September	6,823	7,241
October	8,009	
November	9,083	
December	10,137	
January	11,343	
February	12,728	
March	14,155	
April	14,574	
May	14,580	
June	14,601	

QUALITY

	Quantity	Base Number	Contract	AT	Region	England
% of FP17s for the same patient ID Re-attending within 3 months - Children	63	1,071	5.9%	10.1%	12.2%	11.6%
% of FP17s for the same patient ID Re-attending within 3 months - Adults	221	2,171	10.2%	13.7%	15.8%	15.5%
% of FP17s for the same patient ID Re-attending between 3 & 9 months - Children	531	1,071	49.6%	61.7%	60.3%	58.8%
% of FP17s for the same patient ID Re-attending between 3 & 9 months - Adults	1,079	2,171	49.7%	55.5%	53.5%	51.1%
% of FP17s for Band 1 Urgent Courses	166	3,063	5.4%	8.2%	9.1%	9.0%
% of FP17s Relating to Free Repair or Replacements	14	3,063	0.5%	0.8%	1.0%	0.8%
% of FP17s Relating to Continuations	19	3,063	0.6%	1.0%	1.0%	0.9%
% of Patients satisfied with the dentistry they have received	3	3	N/A	92.3%	93.6%	93.3%
% of Patients satisfied with the time they had to wait for an appointment	3	3	N/A	88.3%	89.8%	88.9%

* This is based on patients treated on this contract for their most recent course of treatment. Figures in italics indicate the base number of FP17s or Patient Questionnaire responses are less than 100. N/A is shown where the base number of responses is less than 10 during the period. % is calculated as Quantity/Base number*100

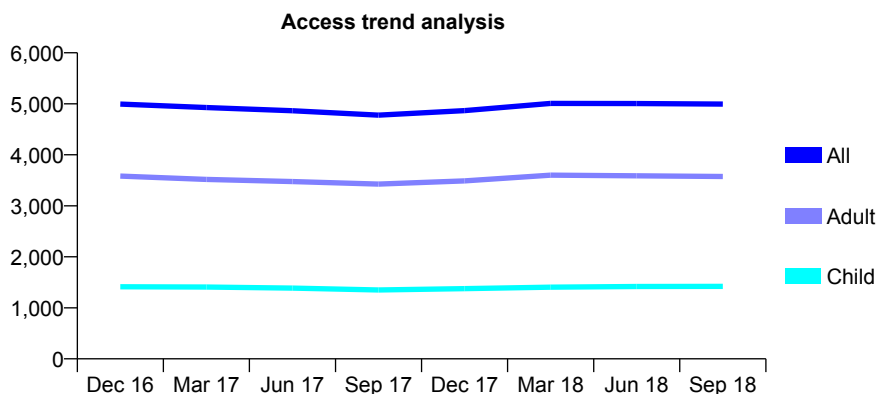
Q52 - Vital Signs At a Glance Contract Report for 192554/0002 - September 2018

Name or company name	The Crossgates Lane and Chapeltown Roa
Contract type name	GDS Contract
Purpose of contract	General
Contract start date	01/05/2013
Contract end date	

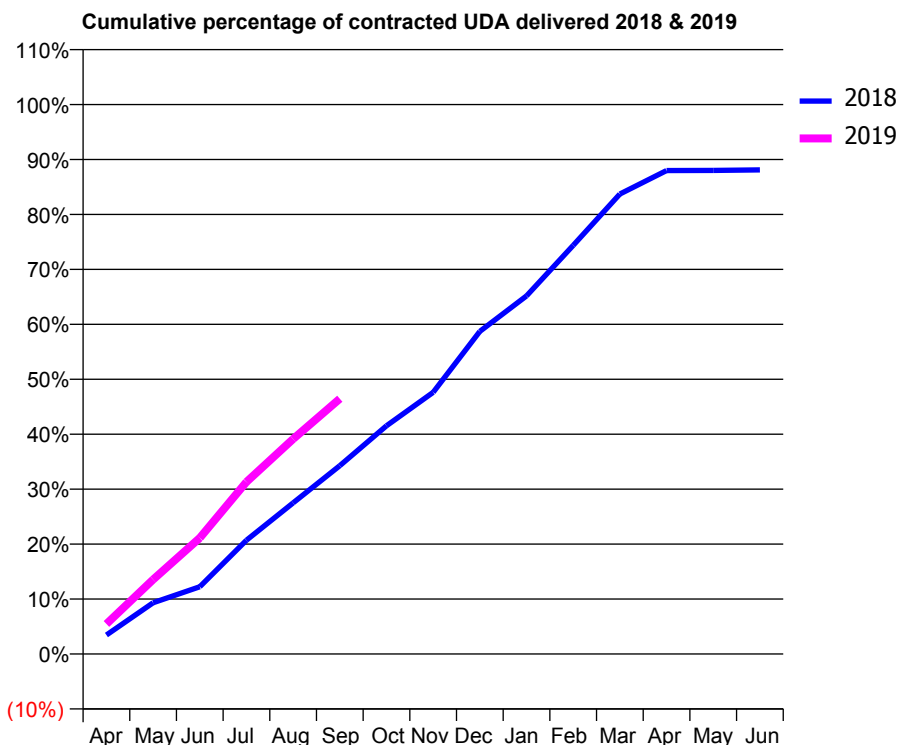
18/19 Contracted general activity (UDA)	17,479
Carry forward general activity (UDA)	0
18/19 Contracted orthodontic activity (UOA)	0
Carry forward orthodontic activity (UOA)	0
Baseline contract value	£537,139.51

ACCESS*

Patients seen in 24 months	Total	Change since previous quarter
Quarter ending September 2017	4,777	
Quarter ending December 2017	4,867	→
Quarter ending March 2018	5,007	↑
Quarter ending June 2018	5,004	→
Quarter ending September 2018	4,995	→
Variance since September 2017	4.6%	↑



ACTIVITY



Month	Adjusted Scheduled Activity (UDA)	
	2018	2019
April	605	959
May	1,633	2,368
June	2,139	3,694
July	3,619	5,476
August	4,806	6,838
September	5,990	8,121
October	7,260	
November	8,324	
December	10,263	
January	11,391	
February	13,000	
March	14,632	
April	15,376	
May	15,380	
June	15,397	

QUALITY

	Quantity	Base Number	Contract	AT	Region	England
% of FP17s for the same patient ID Re-attending within 3 months - Children	73	1,102	6.6%	10.1%	12.2%	11.6%
% of FP17s for the same patient ID Re-attending within 3 months - Adults	337	2,680	12.6%	13.7%	15.8%	15.5%
% of FP17s for the same patient ID Re-attending between 3 & 9 months - Children	583	1,102	52.9%	61.7%	60.3%	58.8%
% of FP17s for the same patient ID Re-attending between 3 & 9 months - Adults	1,604	2,680	59.9%	55.5%	53.5%	51.1%
% of FP17s for Band 1 Urgent Courses	206	3,484	5.9%	8.2%	9.1%	9.0%
% of FP17s Relating to Free Repair or Replacements	19	3,484	0.5%	0.8%	1.0%	0.8%
% of FP17s Relating to Continuations	56	3,484	1.6%	1.0%	1.0%	0.9%
% of Patients satisfied with the dentistry they have received	3	4	N/A	92.3%	93.6%	93.3%
% of Patients satisfied with the time they had to wait for an appointment	4	4	N/A	88.3%	89.8%	88.9%

* This is based on patients treated on this contract for their most recent course of treatment. Figures in italics indicate the base number of FP17s or Patient Questionnaire responses are less than 100. N/A is shown where the base number of responses is less than 10 during the period. % is calculated as Quantity/Base number*100

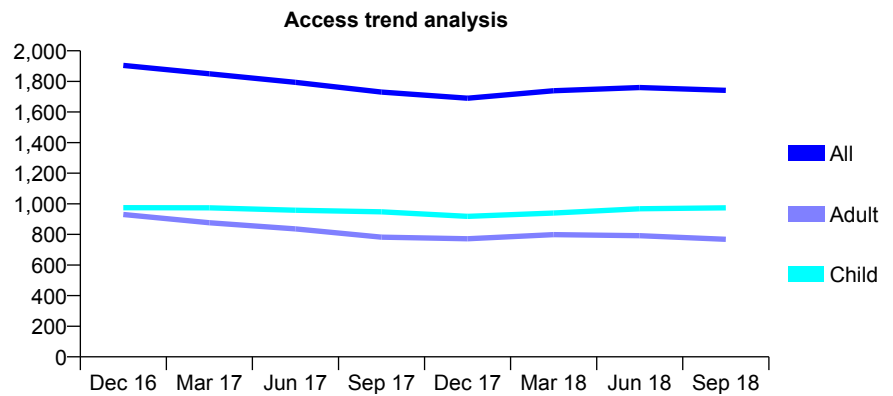
Q52 - Vital Signs At a Glance Contract Report for 193356/0001 - September 2018

Name or company name	Guiseley Dental care
Contract type name	GDS Contract
Purpose of contract	General
Contract start date	01/08/2012
Contract end date	

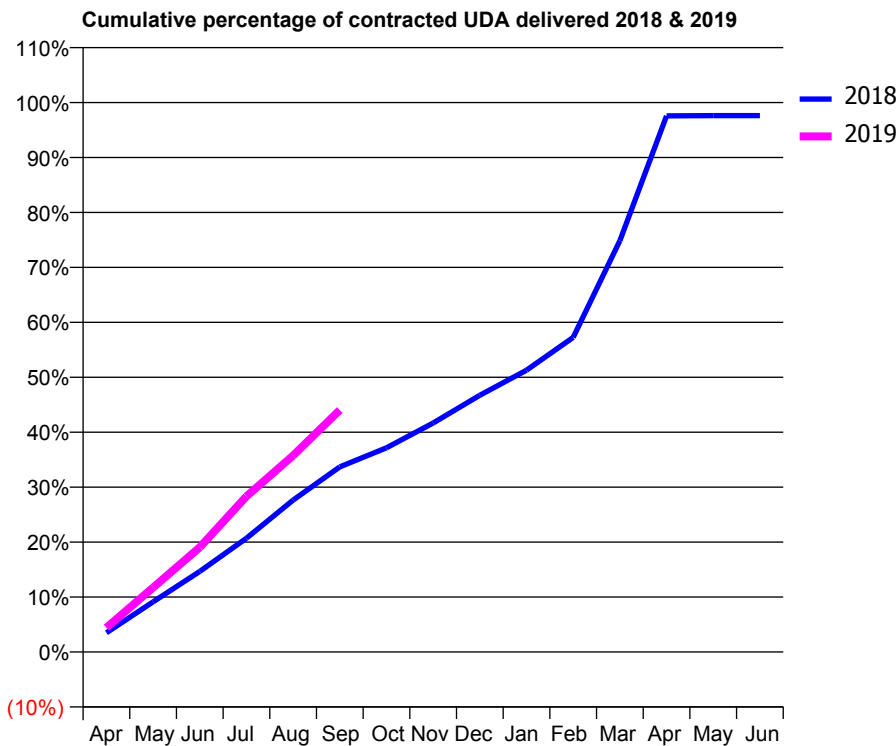
18/19 Contracted general activity (UDA)	4,400
Carry forward general activity (UDA)	0
18/19 Contracted orthodontic activity (UOA)	0
Carry forward orthodontic activity (UOA)	0
Baseline contract value	£112,207.45

ACCESS*

Patients seen in 24 months	Total	Change since previous quarter
Quarter ending September 2017	1,730	
Quarter ending December 2017	1,690	↓
Quarter ending March 2018	1,739	↑
Quarter ending June 2018	1,760	→
Quarter ending September 2018	1,742	↓
Variance since September 2017	0.7%	→



ACTIVITY



Adjusted Scheduled Activity (UDA)		
Month	2018	2019
April	154	195
May	402	516
June	645	839
July	912	1,246
August	1,217	1,574
September	1,483	1,937
October	1,635	
November	1,834	
December	2,056	
January	2,257	
February	2,519	
March	3,293	
April	4,292	
May	4,295	
June	4,295	

QUALITY

	Quantity	Base Number	Contract	AT	Region	England
% of FP17s for the same patient ID Re-attending within 3 months - Children	63	1,022	6.2%	10.1%	12.2%	11.6%
% of FP17s for the same patient ID Re-attending within 3 months - Adults	141	728	19.4%	13.7%	15.8%	15.5%
% of FP17s for the same patient ID Re-attending between 3 & 9 months - Children	743	1,022	72.7%	61.7%	60.3%	58.8%
% of FP17s for the same patient ID Re-attending between 3 & 9 months - Adults	463	728	63.6%	55.5%	53.5%	51.1%
% of FP17s for Band 1 Urgent Courses	71	1,369	5.2%	8.2%	9.1%	9.0%
% of FP17s Relating to Free Repair or Replacements	7	1,369	0.5%	0.8%	1.0%	0.8%
% of FP17s Relating to Continuations	6	1,369	0.4%	1.0%	1.0%	0.9%
% of Patients satisfied with the dentistry they have received	2	2	N/A	92.3%	93.6%	93.3%
% of Patients satisfied with the time they had to wait for an appointment	2	2	N/A	88.3%	89.8%	88.9%

* This is based on patients treated on this contract for their most recent course of treatment. Figures in italics indicate the base number of FP17s or Patient Questionnaire responses are less than 100. N/A is shown where the base number of responses is less than 10 during the period. % is calculated as Quantity/Base number*100

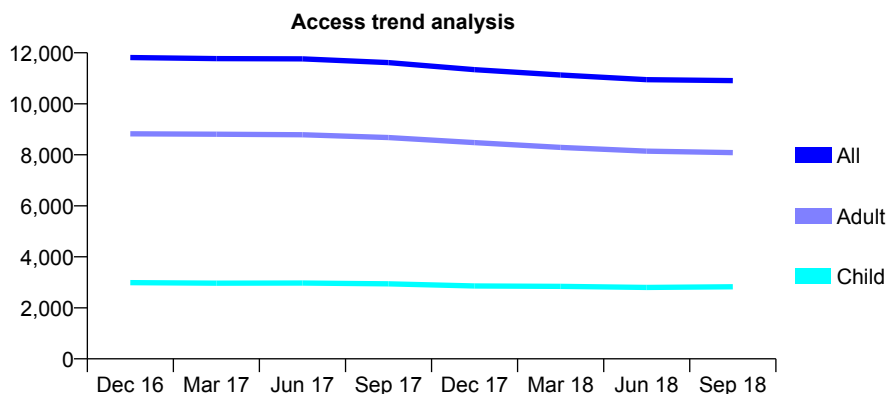
Q52 - Vital Signs At a Glance Contract Report for 193429/0002 - September 2018

Name or company name	Wood Dental Ltd
Contract type name	GDS Contract
Purpose of contract	General
Contract start date	01/10/2011
Contract end date	

18/19 Contracted general activity (UDA)	26,945
Carry forward general activity (UDA)	0
18/19 Contracted orthodontic activity (UOA)	0
Carry forward orthodontic activity (UOA)	0
Baseline contract value	£912,860.16

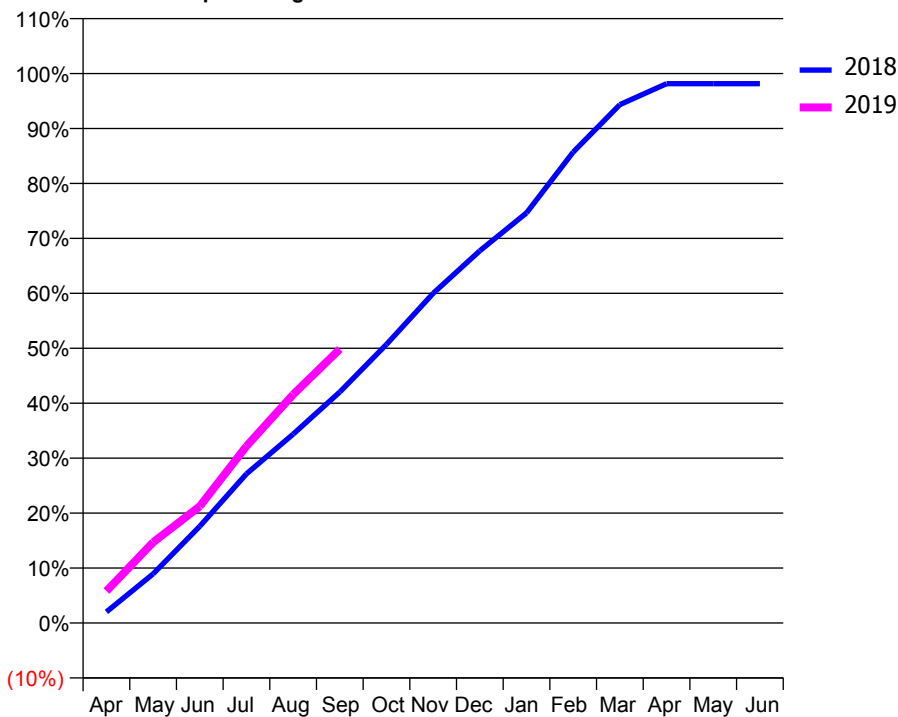
ACCESS*

Patients seen in 24 months	Total	Change since previous quarter
Quarter ending September 2017	11,618	
Quarter ending December 2017	11,339	↓
Quarter ending March 2018	11,132	↓
Quarter ending June 2018	10,944	↓
Quarter ending September 2018	10,912	→
Variance since September 2017	(6.1%)	↓



ACTIVITY

Cumulative percentage of contracted UDA delivered 2018 & 2019



Month	Adjusted Scheduled Activity (UDA)	
	2018	2019
April	549	1,569
May	2,411	3,958
June	4,743	5,722
July	7,314	8,675
August	9,264	11,203
September	11,328	13,435
October	13,662	
November	16,166	
December	18,253	
January	20,108	
February	23,094	
March	25,420	
April	26,447	
May	26,447	
June	26,448	

QUALITY

	Quantity	Base Number	Contract	AT	Region	England
% of FP17s for the same patient ID Re-attending within 3 months - Children	118	2,172	5.4%	10.1%	12.2%	11.6%
% of FP17s for the same patient ID Re-attending within 3 months - Adults	535	5,407	9.9%	13.7%	15.8%	15.5%
% of FP17s for the same patient ID Re-attending between 3 & 9 months - Children	1,369	2,172	63.0%	61.7%	60.3%	58.8%
% of FP17s for the same patient ID Re-attending between 3 & 9 months - Adults	2,863	5,407	52.9%	55.5%	53.5%	51.1%
% of FP17s for Band 1 Urgent Courses	515	6,951	7.4%	8.2%	9.1%	9.0%
% of FP17s Relating to Free Repair or Replacements	52	6,951	0.7%	0.8%	1.0%	0.8%
% of FP17s Relating to Continuations	19	6,951	0.3%	1.0%	1.0%	0.9%
% of Patients satisfied with the dentistry they have received	6	6	N/A	92.3%	93.6%	93.3%
% of Patients satisfied with the time they had to wait for an appointment	4	6	N/A	88.3%	89.8%	88.9%

* This is based on patients treated on this contract for their most recent course of treatment. Figures in italics indicate the base number of FP17s or Patient Questionnaire responses are less than 100. N/A is shown where the base number of responses is less than 10 during the period. % is calculated as Quantity/Base number*100

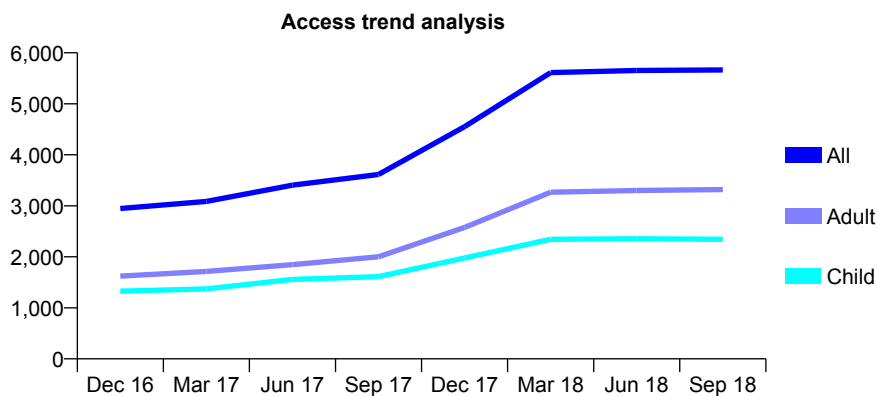
Q52 - Vital Signs At a Glance Contract Report for 194301/0002 - September 2018

Name or company name	Ravat & Ray Dental Care Bradford
Contract type name	GDS Contract
Purpose of contract	General
Contract start date	07/09/2015
Contract end date	

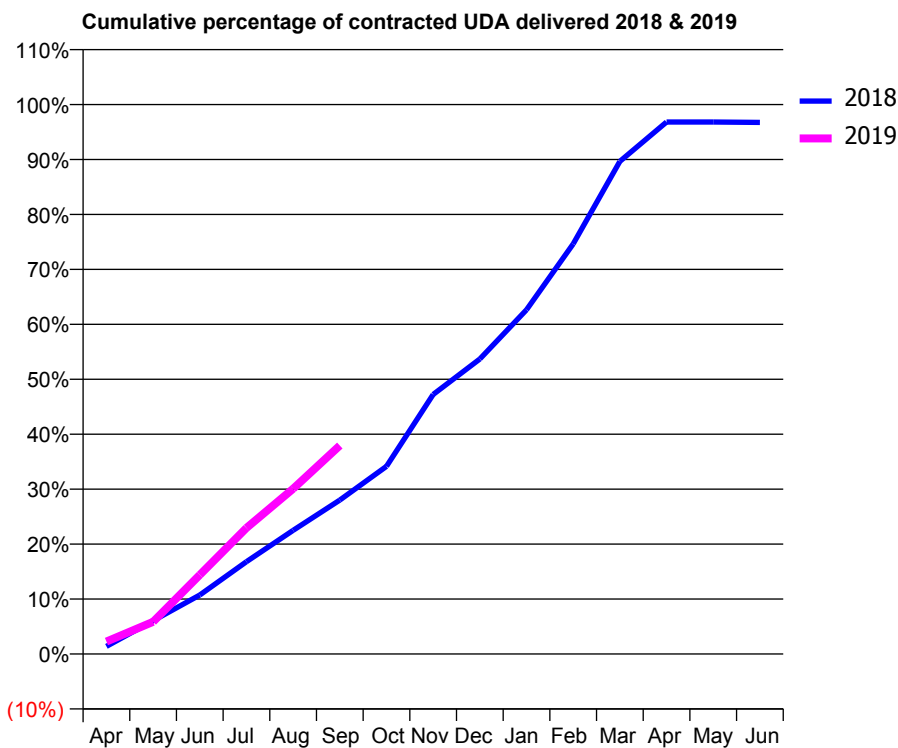
18/19 Contracted general activity (UDA)	19,528
Carry forward general activity (UDA)	0
18/19 Contracted orthodontic activity (UOA)	0
Carry forward orthodontic activity (UOA)	0
Baseline contract value	£556,240.33

ACCESS*

Patients seen in 24 months	Total	Change since previous quarter
Quarter ending September 2017	3,614	
Quarter ending December 2017	4,553	↑
Quarter ending March 2018	5,612	↑
Quarter ending June 2018	5,653	→
Quarter ending September 2018	5,664	→
Variance since September 2017	56.7%	↑



ACTIVITY



Month	Adjusted Scheduled Activity (UDA)	
	2018	2019
April	271	442
May	1,181	1,144
June	2,096	2,810
July	3,280	4,481
August	4,393	5,872
September	5,471	7,407
October	6,672	
November	9,222	
December	10,486	
January	12,235	
February	14,576	
March	17,509	
April	18,907	
May	18,904	
June	18,892	

QUALITY

	Quantity	Base Number	Contract	AT	Region	England
% of FP17s for the same patient ID Re-attending within 3 months - Children	304	2,312	13.1%	10.1%	12.2%	11.6%
% of FP17s for the same patient ID Re-attending within 3 months - Adults	420	2,579	16.3%	13.7%	15.8%	15.5%
% of FP17s for the same patient ID Re-attending between 3 & 9 months - Children	1,552	2,312	67.1%	61.7%	60.3%	58.8%
% of FP17s for the same patient ID Re-attending between 3 & 9 months - Adults	1,586	2,579	61.5%	55.5%	53.5%	51.1%
% of FP17s for Band 1 Urgent Courses	331	4,260	7.8%	8.2%	9.1%	9.0%
% of FP17s Relating to Free Repair or Replacements	0	4,260	0.0%	0.8%	1.0%	0.8%
% of FP17s Relating to Continuations	0	4,260	0.0%	1.0%	1.0%	0.9%
% of Patients satisfied with the dentistry they have received	2	2	N/A	92.3%	93.6%	93.3%
% of Patients satisfied with the time they had to wait for an appointment	1	2	N/A	88.3%	89.8%	88.9%

* This is based on patients treated on this contract for their most recent course of treatment. Figures in italics indicate the base number of FP17s or Patient Questionnaire responses are less than 100. N/A is shown where the base number of responses is less than 10 during the period. % is calculated as Quantity/Base number*100

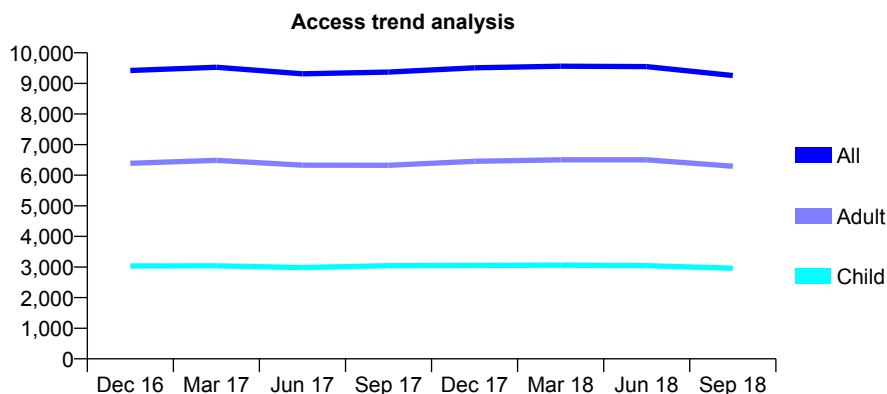
Q52 - Vital Signs At a Glance Contract Report for 195480/0001 - September 2018

Name or company name	Azam & Associates Healthcare Ltd
Contract type name	GDS Contract
Purpose of contract	General
Contract start date	01/05/2010
Contract end date	

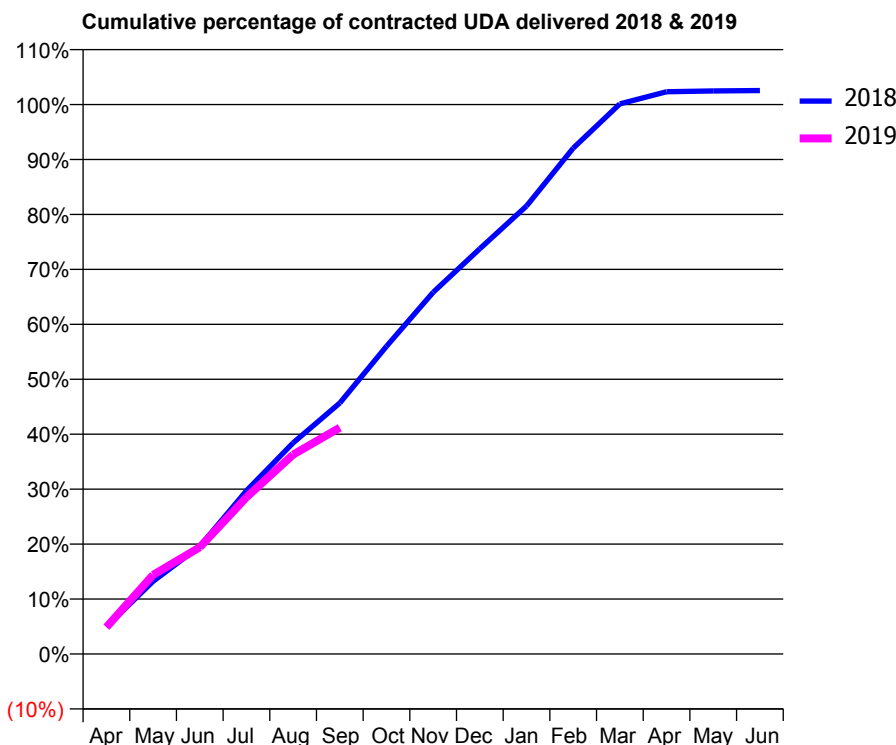
18/19 Contracted general activity (UDA)	29,187
Carry forward general activity (UDA)	0
18/19 Contracted orthodontic activity (UOA)	0
Carry forward orthodontic activity (UOA)	0
Baseline contract value	£829,089.22

ACCESS*

Patients seen in 24 months	Total	Change since previous quarter
Quarter ending September 2017	9,369	
Quarter ending December 2017	9,508	→
Quarter ending March 2018	9,563	→
Quarter ending June 2018	9,547	→
Quarter ending September 2018	9,257	↓
Variance since September 2017	(1.2%)	↓



ACTIVITY



Month	Adjusted Scheduled Activity (UDA)	
	2018	2019
April	1,450	1,428
May	3,864	4,207
June	5,722	5,670
July	8,672	8,328
August	11,217	10,593
September	13,333	12,025
October	16,344	
November	19,213	
December	21,530	
January	23,793	
February	26,866	
March	29,218	
April	29,863	
May	29,910	
June	29,931	

QUALITY

	Quantity	Base Number	Contract	AT	Region	England
% of FP17s for the same patient ID Re-attending within 3 months - Children	237	2,051	11.6%	10.1%	12.2%	11.6%
% of FP17s for the same patient ID Re-attending within 3 months - Adults	801	4,056	19.7%	13.7%	15.8%	15.5%
% of FP17s for the same patient ID Re-attending between 3 & 9 months - Children	1,126	2,051	54.9%	61.7%	60.3%	58.8%
% of FP17s for the same patient ID Re-attending between 3 & 9 months - Adults	1,930	4,056	47.6%	55.5%	53.5%	51.1%
% of FP17s for Band 1 Urgent Courses	838	5,756	14.6%	8.2%	9.1%	9.0%
% of FP17s Relating to Free Repair or Replacements	48	5,756	0.8%	0.8%	1.0%	0.8%
% of FP17s Relating to Continuations	20	5,756	0.3%	1.0%	1.0%	0.9%
% of Patients satisfied with the dentistry they have received	5	6	N/A	92.3%	93.6%	93.3%
% of Patients satisfied with the time they had to wait for an appointment	5	6	N/A	88.3%	89.8%	88.9%

* This is based on patients treated on this contract for their most recent course of treatment. Figures in italics indicate the base number of FP17s or Patient Questionnaire responses are less than 100. N/A is shown where the base number of responses is less than 10 during the period. % is calculated as Quantity/Base number*100

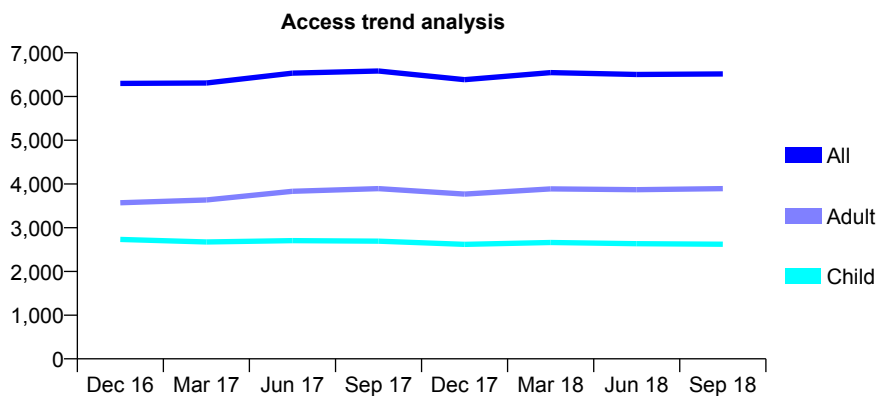
Q52 - Vital Signs At a Glance Contract Report for 195545/0001 - September 2018

Name or company name	Mistry & Power
Contract type name	GDS Contract
Purpose of contract	General
Contract start date	03/10/2011
Contract end date	

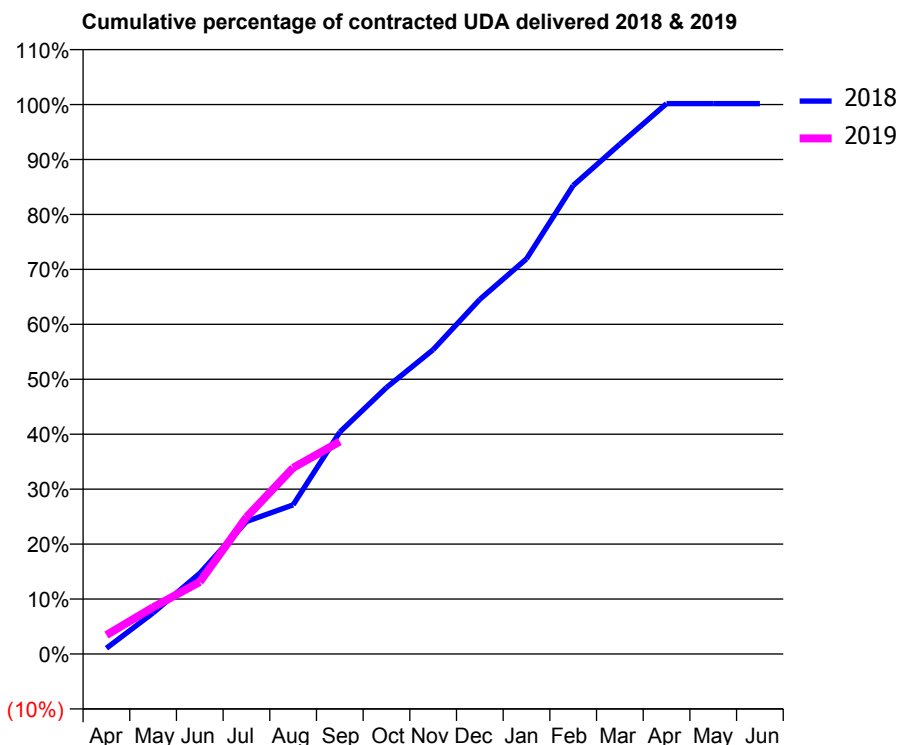
18/19 Contracted general activity (UDA)	16,513
Carry forward general activity (UDA)	0
18/19 Contracted orthodontic activity (UOA)	0
Carry forward orthodontic activity (UOA)	0
Baseline contract value	£551,426.71

ACCESS*

Patients seen in 24 months	Total	Change since previous quarter
Quarter ending September 2017	6,584	
Quarter ending December 2017	6,386	↓
Quarter ending March 2018	6,547	↑
Quarter ending June 2018	6,503	→
Quarter ending September 2018	6,516	→
Variance since September 2017	(1.0%)	↓



ACTIVITY



Month	Adjusted Scheduled Activity (UDA)	
	2018	2019
April	183	571
May	1,291	1,403
June	2,535	2,167
July	4,165	4,114
August	4,686	5,596
September	6,976	6,384
October	8,376	
November	9,563	
December	11,144	
January	12,418	
February	14,721	
March	16,022	
April	17,296	
May	17,296	
June	17,296	

QUALITY

	Quantity	Base Number	Contract	AT	Region	England
% of FP17s for the same patient ID Re-attending within 3 months - Children	84	1,858	4.5%	10.1%	12.2%	11.6%
% of FP17s for the same patient ID Re-attending within 3 months - Adults	212	2,224	9.5%	13.7%	15.8%	15.5%
% of FP17s for the same patient ID Re-attending between 3 & 9 months - Children	1,133	1,858	61.0%	61.7%	60.3%	58.8%
% of FP17s for the same patient ID Re-attending between 3 & 9 months - Adults	1,112	2,224	50.0%	55.5%	53.5%	51.1%
% of FP17s for Band 1 Urgent Courses	140	3,197	4.4%	8.2%	9.1%	9.0%
% of FP17s Relating to Free Repair or Replacements	6	3,197	0.2%	0.8%	1.0%	0.8%
% of FP17s Relating to Continuations	38	3,197	1.2%	1.0%	1.0%	0.9%
% of Patients satisfied with the dentistry they have received	1	1	N/A	92.3%	93.6%	93.3%
% of Patients satisfied with the time they had to wait for an appointment	1	1	N/A	88.3%	89.8%	88.9%

* This is based on patients treated on this contract for their most recent course of treatment. Figures in italics indicate the base number of FP17s or Patient Questionnaire responses are less than 100. N/A is shown where the base number of responses is less than 10 during the period. % is calculated as Quantity/Base number*100

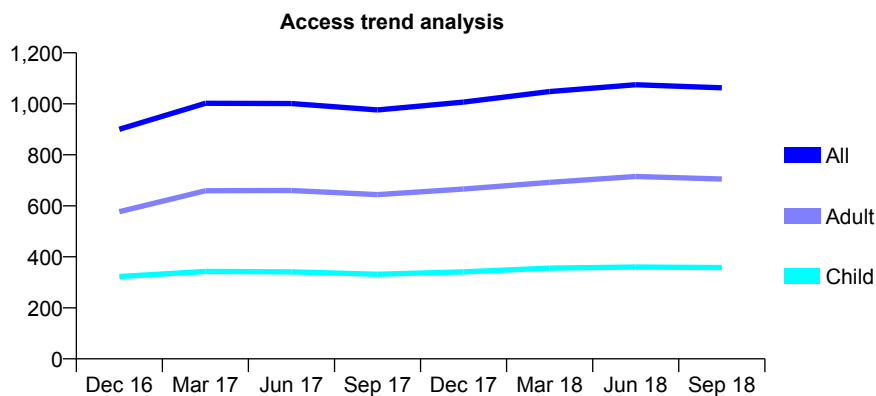
Q52 - Vital Signs At a Glance Contract Report for 195650/0001 - September 2018

Name or company name	MRS FY MARTIN
Contract type name	GDS Contract
Purpose of contract	General
Contract start date	01/04/2015
Contract end date	

18/19 Contracted general activity (UDA)	3,000
Carry forward general activity (UDA)	0
18/19 Contracted orthodontic activity (UOA)	0
Carry forward orthodontic activity (UOA)	0
Baseline contract value	£78,125.89

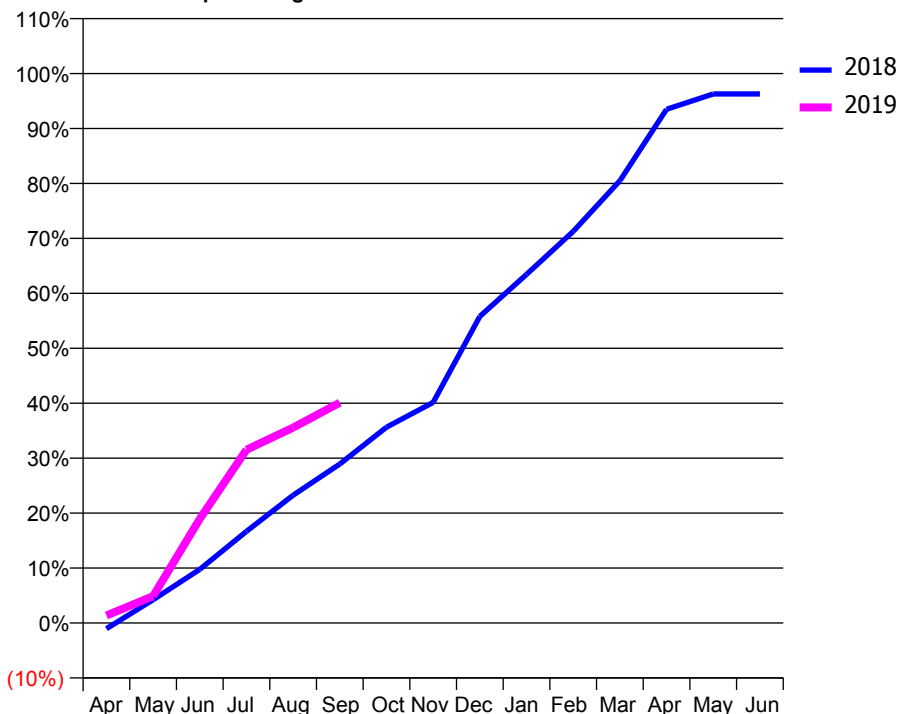
ACCESS*

Patients seen in 24 months	Total	Change since previous quarter
Quarter ending September 2017	976	
Quarter ending December 2017	1,007	↑
Quarter ending March 2018	1,048	↑
Quarter ending June 2018	1,075	↑
Quarter ending September 2018	1,063	↓
Variance since September 2017	8.9%	↑



ACTIVITY

Cumulative percentage of contracted UDA delivered 2018 & 2019



Adjusted Scheduled Activity (UDA)

Month	2018	2019
April	-31	41
May	127	146
June	293	568
July	500	946
August	698	1,067
September	868	1,203
October	1,069	
November	1,204	
December	1,674	
January	1,904	
February	2,138	
March	2,415	
April	2,805	
May	2,889	
June	2,889	

QUALITY

	Quantity	Base Number	Contract	AT	Region	England
% of FP17s for the same patient ID Re-attending within 3 months - Children	39	300	13.0%	10.1%	12.2%	11.6%
% of FP17s for the same patient ID Re-attending within 3 months - Adults	80	476	16.8%	13.7%	15.8%	15.5%
% of FP17s for the same patient ID Re-attending between 3 & 9 months - Children	177	300	59.0%	61.7%	60.3%	58.8%
% of FP17s for the same patient ID Re-attending between 3 & 9 months - Adults	201	476	42.2%	55.5%	53.5%	51.1%
% of FP17s for Band 1 Urgent Courses	34	580	5.9%	8.2%	9.1%	9.0%
% of FP17s Relating to Free Repair or Replacements	5	580	0.9%	0.8%	1.0%	0.8%
% of FP17s Relating to Continuations	10	580	1.7%	1.0%	1.0%	0.9%
% of Patients satisfied with the dentistry they have received	0	0	N/A	92.3%	93.6%	93.3%
% of Patients satisfied with the time they had to wait for an appointment	0	0	N/A	88.3%	89.8%	88.9%

* This is based on patients treated on this contract for their most recent course of treatment. Figures in italics indicate the base number of FP17s or Patient Questionnaire responses are less than 100. N/A is shown where the base number of responses is less than 10 during the period. % is calculated as Quantity/Base number*100

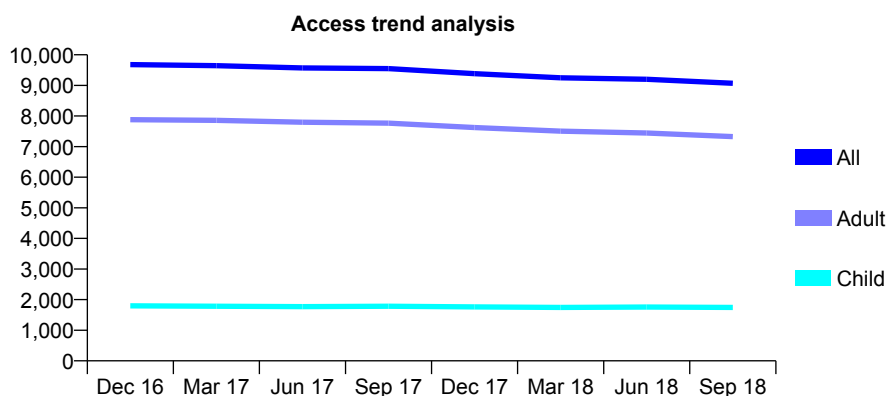
Q52 - Vital Signs At a Glance Contract Report for 197262/0001 - September 2018

Name or company name	Hirst & O'Donnell Limited
Contract type name	GDS Contract
Purpose of contract	General
Contract start date	01/05/2009
Contract end date	

18/19 Contracted general activity (UDA)	27,000
Carry forward general activity (UDA)	0
18/19 Contracted orthodontic activity (UOA)	0
Carry forward orthodontic activity (UOA)	0
Baseline contract value	£823,448.27

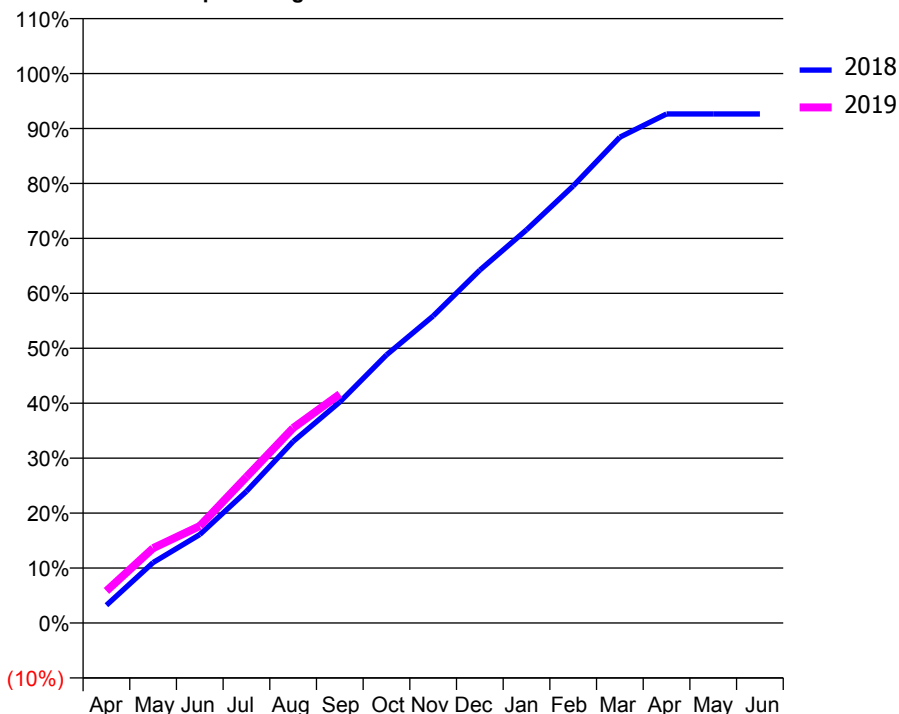
ACCESS*

Patients seen in 24 months	Total	Change since previous quarter
Quarter ending September 2017	9,551	
Quarter ending December 2017	9,385	↓
Quarter ending March 2018	9,248	↓
Quarter ending June 2018	9,200	→
Quarter ending September 2018	9,071	↓
Variance since September 2017	(5.0%)	↓



ACTIVITY

Cumulative percentage of contracted UDA delivered 2018 & 2019



Month	Adjusted Scheduled Activity (UDA)	
	2018	2019
April	877	1,573
May	2,969	3,682
June	4,350	4,765
July	6,467	7,180
August	8,920	9,580
September	10,858	11,248
October	13,170	
November	15,087	
December	17,341	
January	19,320	
February	21,474	
March	23,874	
April	25,013	
May	25,010	
June	25,010	

QUALITY

	Quantity	Base Number	Contract	AT	Region	England
% of FP17s for the same patient ID Re-attending within 3 months - Children	62	1,529	4.1%	10.1%	12.2%	11.6%
% of FP17s for the same patient ID Re-attending within 3 months - Adults	491	4,901	10.0%	13.7%	15.8%	15.5%
% of FP17s for the same patient ID Re-attending between 3 & 9 months - Children	1,148	1,529	75.1%	61.7%	60.3%	58.8%
% of FP17s for the same patient ID Re-attending between 3 & 9 months - Adults	2,638	4,901	53.8%	55.5%	53.5%	51.1%
% of FP17s for Band 1 Urgent Courses	360	5,941	6.1%	8.2%	9.1%	9.0%
% of FP17s Relating to Free Repair or Replacements	34	5,941	0.6%	0.8%	1.0%	0.8%
% of FP17s Relating to Continuations	61	5,941	1.0%	1.0%	1.0%	0.9%
% of Patients satisfied with the dentistry they have received	2	2	N/A	92.3%	93.6%	93.3%
% of Patients satisfied with the time they had to wait for an appointment	2	2	N/A	88.3%	89.8%	88.9%

* This is based on patients treated on this contract for their most recent course of treatment. Figures in italics indicate the base number of FP17s or Patient Questionnaire responses are less than 100. N/A is shown where the base number of responses is less than 10 during the period. % is calculated as Quantity/Base number*100

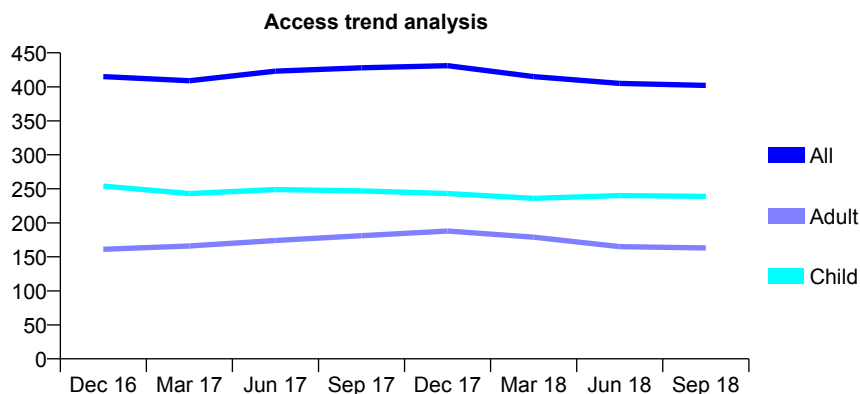
Q52 - Vital Signs At a Glance Contract Report for 197564/0001 - September 2018

Name or company name	Baldon Dental Service Limited
Contract type name	GDS Contract
Purpose of contract	General
Contract start date	02/07/2007
Contract end date	

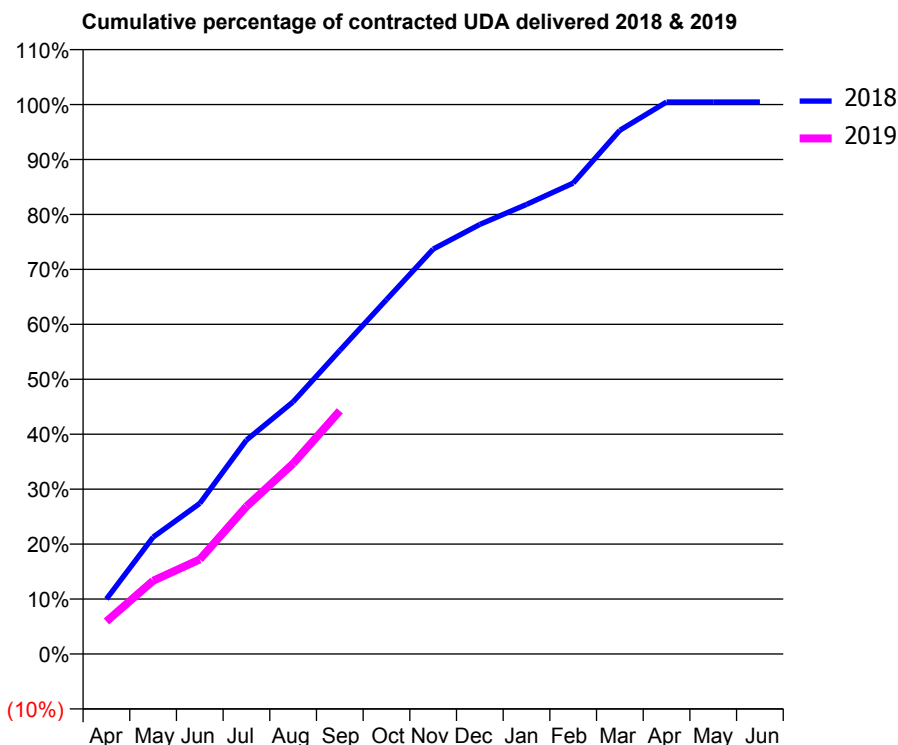
18/19 Contracted general activity (UDA)	719
Carry forward general activity (UDA)	0
18/19 Contracted orthodontic activity (UOA)	0
Carry forward orthodontic activity (UOA)	0
Baseline contract value	£20,892.97

ACCESS*

Patients seen in 24 months	Total	Change since previous quarter
Quarter ending September 2017	428	
Quarter ending December 2017	431	→
Quarter ending March 2018	415	↓
Quarter ending June 2018	405	↓
Quarter ending September 2018	402	→
Variance since September 2017	(6.1%)	↓



ACTIVITY



Month	Adjusted Scheduled Activity (UDA)	
	2018	2019
April	72	43
May	153	96
June	197	124
July	280	193
August	330	249
September	397	318
October	464	
November	530	
December	562	
January	588	
February	616	
March	685	
April	722	
May	722	
June	722	

QUALITY

	Quantity	Base Number	Contract	AT	Region	England
% of FP17s for the same patient ID Re-attending within 3 months - Children	4	202	2.0%	10.1%	12.2%	11.6%
% of FP17s for the same patient ID Re-attending within 3 months - Adults	2	80	2.5%	13.7%	15.8%	15.5%
% of FP17s for the same patient ID Re-attending between 3 & 9 months - Children	135	202	66.8%	61.7%	60.3%	58.8%
% of FP17s for the same patient ID Re-attending between 3 & 9 months - Adults	36	80	45.0%	55.5%	53.5%	51.1%
% of FP17s for Band 1 Urgent Courses	6	251	2.4%	8.2%	9.1%	9.0%
% of FP17s Relating to Free Repair or Replacements	0	251	0.0%	0.8%	1.0%	0.8%
% of FP17s Relating to Continuations	0	251	0.0%	1.0%	1.0%	0.9%
% of Patients satisfied with the dentistry they have received	0	0	N/A	92.3%	93.6%	93.3%
% of Patients satisfied with the time they had to wait for an appointment	0	0	N/A	88.3%	89.8%	88.9%

* This is based on patients treated on this contract for their most recent course of treatment. Figures in italics indicate the base number of FP17s or Patient Questionnaire responses are less than 100. N/A is shown where the base number of responses is less than 10 during the period. % is calculated as Quantity/Base number*100

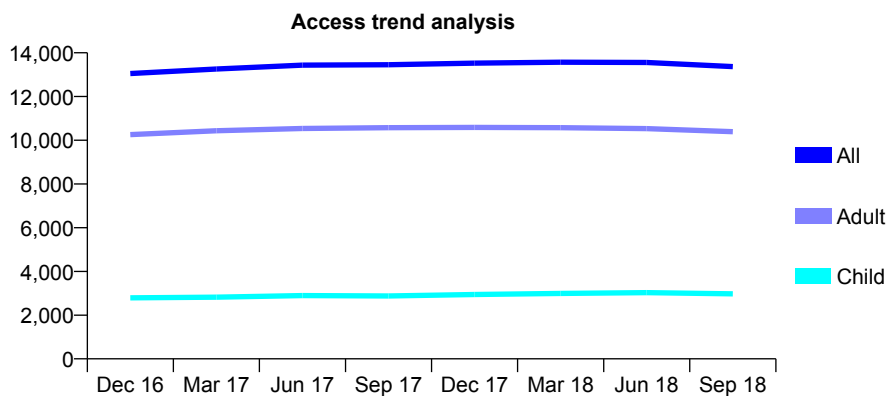
Q52 - Vital Signs At a Glance Contract Report for 197890/0001 - September 2018

Name or company name	Armstrong & Haire Ltd
Contract type name	GDS Contract
Purpose of contract	General
Contract start date	01/11/2010
Contract end date	

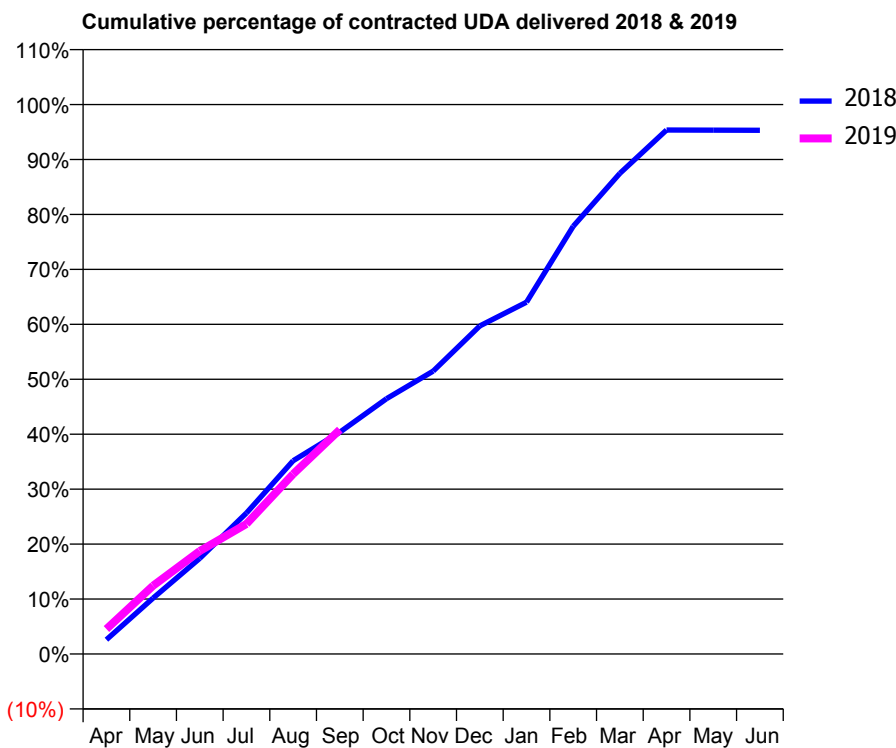
18/19 Contracted general activity (UDA)	37,582
Carry forward general activity (UDA)	0
18/19 Contracted orthodontic activity (UOA)	0
Carry forward orthodontic activity (UOA)	0
Baseline contract value	£1,121,531.15

ACCESS*

Patients seen in 24 months	Total	Change since previous quarter
Quarter ending September 2017	13,451	
Quarter ending December 2017	13,528	→
Quarter ending March 2018	13,567	→
Quarter ending June 2018	13,556	→
Quarter ending September 2018	13,366	↓
Variance since September 2017	(0.6%)	→



ACTIVITY



Month	Adjusted Scheduled Activity (UDA)	
	2018	2019
April	978	1,712
May	3,823	4,676
June	6,545	7,041
July	9,644	8,894
August	13,223	12,305
September	15,170	15,344
October	17,458	
November	19,346	
December	22,438	
January	24,066	
February	29,253	
March	32,871	
April	35,835	
May	35,830	
June	35,820	

QUALITY

	Quantity	Base Number	Contract	AT	Region	England
% of FP17s for the same patient ID Re-attending within 3 months - Children	230	2,117	10.9%	10.1%	12.2%	11.6%
% of FP17s for the same patient ID Re-attending within 3 months - Adults	1,235	7,399	16.7%	13.7%	15.8%	15.5%
% of FP17s for the same patient ID Re-attending between 3 & 9 months - Children	1,254	2,117	59.2%	61.7%	60.3%	58.8%
% of FP17s for the same patient ID Re-attending between 3 & 9 months - Adults	4,411	7,399	59.6%	55.5%	53.5%	51.1%
% of FP17s for Band 1 Urgent Courses	555	8,655	6.4%	8.2%	9.1%	9.0%
% of FP17s Relating to Free Repair or Replacements	98	8,655	1.1%	0.8%	1.0%	0.8%
% of FP17s Relating to Continuations	138	8,655	1.6%	1.0%	1.0%	0.9%
% of Patients satisfied with the dentistry they have received	5	5	N/A	92.3%	93.6%	93.3%
% of Patients satisfied with the time they had to wait for an appointment	5	5	N/A	88.3%	89.8%	88.9%

* This is based on patients treated on this contract for their most recent course of treatment. Figures in italics indicate the base number of FP17s or Patient Questionnaire responses are less than 100. N/A is shown where the base number of responses is less than 10 during the period. % is calculated as Quantity/Base number*100

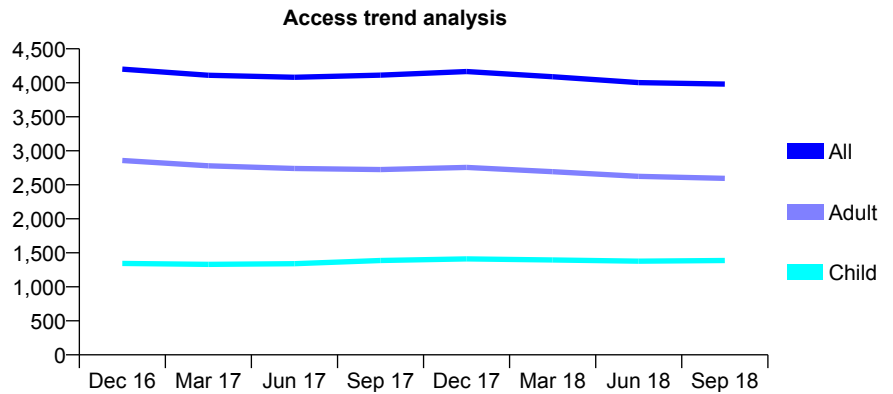
Q52 - Vital Signs At a Glance Contract Report for 198625/0001 - September 2018

Name or company name	J H Sager Ltd
Contract type name	GDS Contract
Purpose of contract	General
Contract start date	01/04/2009
Contract end date	

18/19 Contracted general activity (UDA)	14,400
Carry forward general activity (UDA)	0
18/19 Contracted orthodontic activity (UOA)	0
Carry forward orthodontic activity (UOA)	0
Baseline contract value	£393,838.06

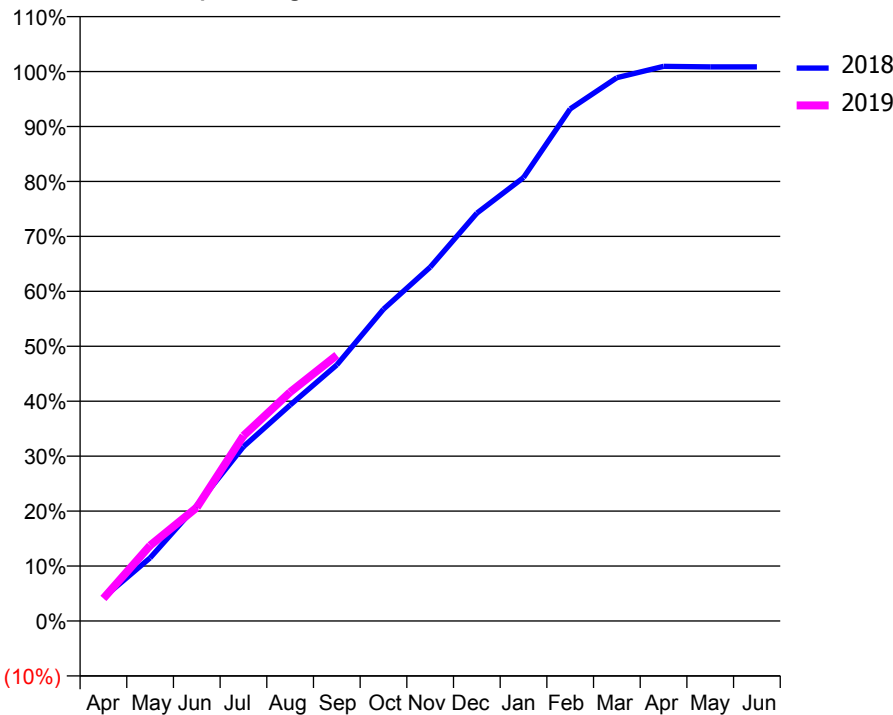
ACCESS*

Patients seen in 24 months	Total	Change since previous quarter
Quarter ending September 2017	4,112	
Quarter ending December 2017	4,166	→
Quarter ending March 2018	4,090	↓
Quarter ending June 2018	4,003	↓
Quarter ending September 2018	3,982	→
Variance since September 2017	(3.2%)	↓



ACTIVITY

Cumulative percentage of contracted UDA delivered 2018 & 2019



Month	Adjusted Scheduled Activity (UDA)	
	2018	2019
April	613	591
May	1,655	1,979
June	3,029	2,976
July	4,570	4,854
August	5,658	5,999
September	6,712	6,965
October	8,172	
November	9,274	
December	10,686	
January	11,622	
February	13,419	
March	14,240	
April	14,537	
May	14,521	
June	14,521	

QUALITY

	Quantity	Base Number	Contract	AT	Region	England
% of FP17s for the same patient ID Re-attending within 3 months - Children	74	851	8.7%	10.1%	12.2%	11.6%
% of FP17s for the same patient ID Re-attending within 3 months - Adults	327	1,711	19.1%	13.7%	15.8%	15.5%
% of FP17s for the same patient ID Re-attending between 3 & 9 months - Children	405	851	47.6%	61.7%	60.3%	58.8%
% of FP17s for the same patient ID Re-attending between 3 & 9 months - Adults	892	1,711	52.1%	55.5%	53.5%	51.1%
% of FP17s for Band 1 Urgent Courses	274	2,470	11.1%	8.2%	9.1%	9.0%
% of FP17s Relating to Free Repair or Replacements	41	2,470	1.7%	0.8%	1.0%	0.8%
% of FP17s Relating to Continuations	7	2,470	0.3%	1.0%	1.0%	0.9%
% of Patients satisfied with the dentistry they have received	3	3	N/A	92.3%	93.6%	93.3%
% of Patients satisfied with the time they had to wait for an appointment	2	3	N/A	88.3%	89.8%	88.9%

* This is based on patients treated on this contract for their most recent course of treatment. Figures in italics indicate the base number of FP17s or Patient Questionnaire responses are less than 100. N/A is shown where the base number of responses is less than 10 during the period. % is calculated as Quantity/Base number*100

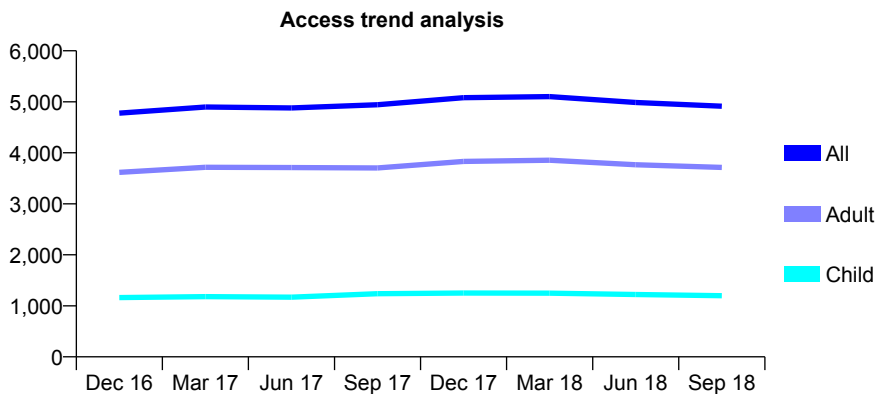
Q52 - Vital Signs At a Glance Contract Report for 202401/0004 - September 2018

Name or company name	MR RS NICHOLSON
Contract type name	GDS Contract
Purpose of contract	General
Contract start date	03/04/2007
Contract end date	

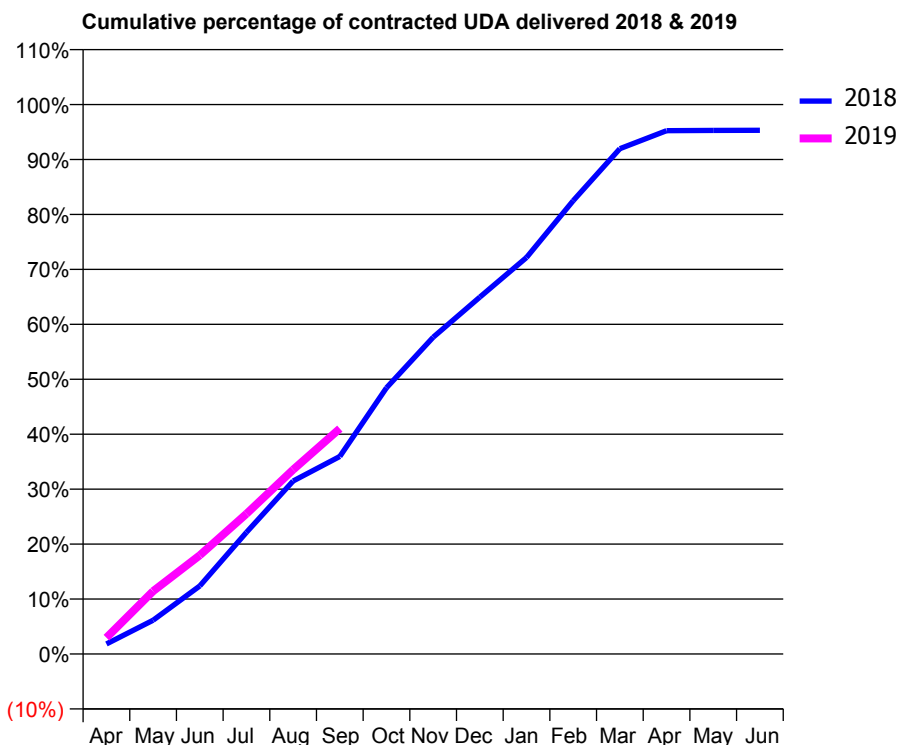
18/19 Contracted general activity (UDA)	12,193
Carry forward general activity (UDA)	0
18/19 Contracted orthodontic activity (UOA)	0
Carry forward orthodontic activity (UOA)	0
Baseline contract value	£328,699.73

ACCESS*

Patients seen in 24 months	Total	Change since previous quarter
Quarter ending September 2017	4,942	
Quarter ending December 2017	5,082	↑
Quarter ending March 2018	5,103	→
Quarter ending June 2018	4,988	↓
Quarter ending September 2018	4,913	↓
Variance since September 2017	(0.6%)	→



ACTIVITY



Month	Adjusted Scheduled Activity (UDA)	
	2018	2019
April	222	361
May	751	1,396
June	1,510	2,192
July	2,699	3,113
August	3,839	4,091
September	4,382	5,002
October	5,906	
November	7,030	
December	7,920	
January	8,797	
February	10,057	
March	11,214	
April	11,611	
May	11,619	
June	11,622	

QUALITY

	Quantity	Base Number	Contract	AT	Region	England
% of FP17s for the same patient ID Re-attending within 3 months - Children	56	718	7.8%	10.1%	12.2%	11.6%
% of FP17s for the same patient ID Re-attending within 3 months - Adults	190	1,971	9.6%	13.7%	15.8%	15.5%
% of FP17s for the same patient ID Re-attending between 3 & 9 months - Children	379	718	52.8%	61.7%	60.3%	58.8%
% of FP17s for the same patient ID Re-attending between 3 & 9 months - Adults	1,050	1,971	53.3%	55.5%	53.5%	51.1%
% of FP17s for Band 1 Urgent Courses	69	2,507	2.8%	8.2%	9.1%	9.0%
% of FP17s Relating to Free Repair or Replacements	12	2,507	0.5%	0.8%	1.0%	0.8%
% of FP17s Relating to Continuations	51	2,507	2.0%	1.0%	1.0%	0.9%
% of Patients satisfied with the dentistry they have received	2	2	N/A	92.3%	93.6%	93.3%
% of Patients satisfied with the time they had to wait for an appointment	1	2	N/A	88.3%	89.8%	88.9%

* This is based on patients treated on this contract for their most recent course of treatment. Figures in italics indicate the base number of FP17s or Patient Questionnaire responses are less than 100. N/A is shown where the base number of responses is less than 10 during the period. % is calculated as Quantity/Base number*100

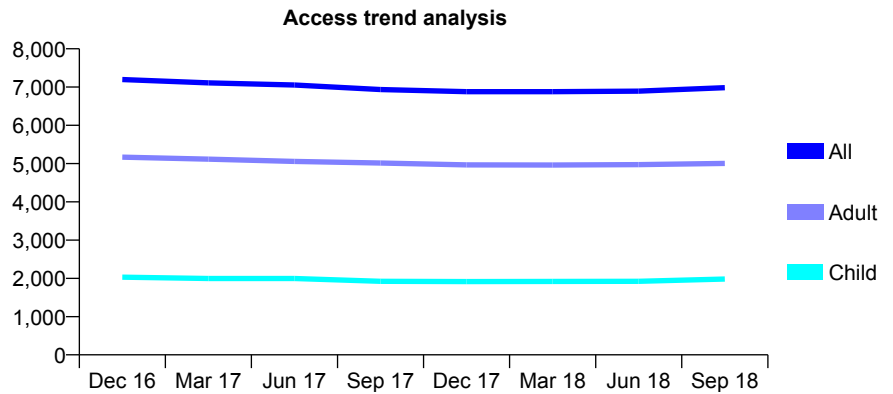
Q52 - Vital Signs At a Glance Contract Report for 204412/0002 - September 2018

Name or company name	Junction Dental Practice
Contract type name	GDS Contract
Purpose of contract	General
Contract start date	16/04/2006
Contract end date	

18/19 Contracted general activity (UDA)	24,569
Carry forward general activity (UDA)	0
18/19 Contracted orthodontic activity (UOA)	0
Carry forward orthodontic activity (UOA)	0
Baseline contract value	£667,656.53

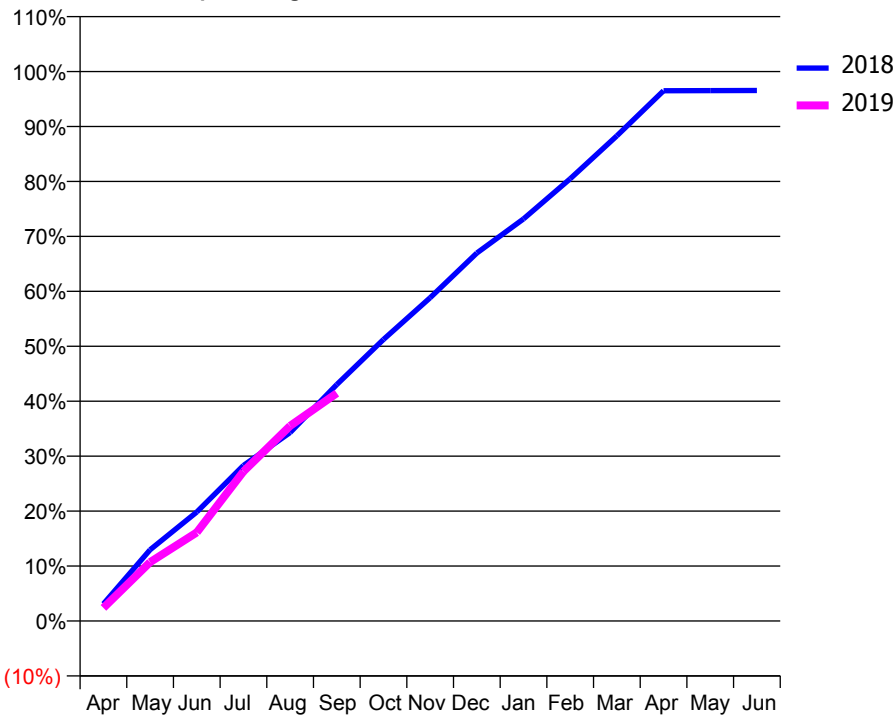
ACCESS*

Patients seen in 24 months	Total	Change since previous quarter
Quarter ending September 2017	6,935	
Quarter ending December 2017	6,879	→
Quarter ending March 2018	6,880	→
Quarter ending June 2018	6,892	→
Quarter ending September 2018	6,985	→
Variance since September 2017	0.7%	→



ACTIVITY

Cumulative percentage of contracted UDA delivered 2018 & 2019



Month	Adjusted Scheduled Activity (UDA)	
	2018	2019
April	768	588
May	3,187	2,630
June	4,876	3,961
July	6,957	6,685
August	8,430	8,723
September	10,574	10,185
October	12,587	
November	14,456	
December	16,452	
January	17,978	
February	19,772	
March	21,692	
April	23,706	
May	23,715	
June	23,723	

QUALITY

	Quantity	Base Number	Contract	AT	Region	England
% of FP17s for the same patient ID Re-attending within 3 months - Children	123	1,904	6.5%	10.1%	12.2%	11.6%
% of FP17s for the same patient ID Re-attending within 3 months - Adults	326	3,960	8.2%	13.7%	15.8%	15.5%
% of FP17s for the same patient ID Re-attending between 3 & 9 months - Children	1,193	1,904	62.7%	61.7%	60.3%	58.8%
% of FP17s for the same patient ID Re-attending between 3 & 9 months - Adults	2,522	3,960	63.7%	55.5%	53.5%	51.1%
% of FP17s for Band 1 Urgent Courses	203	5,049	4.0%	8.2%	9.1%	9.0%
% of FP17s Relating to Free Repair or Replacements	32	5,049	0.6%	0.8%	1.0%	0.8%
% of FP17s Relating to Continuations	33	5,049	0.7%	1.0%	1.0%	0.9%
% of Patients satisfied with the dentistry they have received	0	0	N/A	92.3%	93.6%	93.3%
% of Patients satisfied with the time they had to wait for an appointment	0	0	N/A	88.3%	89.8%	88.9%

* This is based on patients treated on this contract for their most recent course of treatment. Figures in italics indicate the base number of FP17s or Patient Questionnaire responses are less than 100. N/A is shown where the base number of responses is less than 10 during the period. % is calculated as Quantity/Base number*100

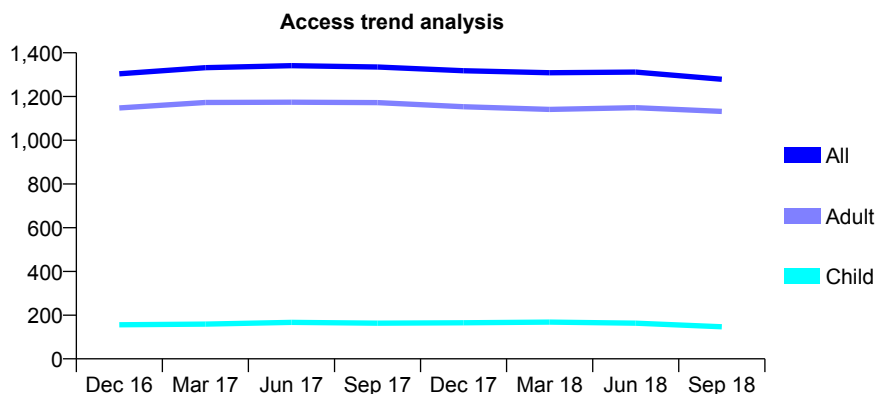
Q52 - Vital Signs At a Glance Contract Report for 208574/0001 - September 2018

Name or company name	MR AR DENBIGH-WHITE
Contract type name	GDS Contract
Purpose of contract	General
Contract start date	01/04/2006
Contract end date	

18/19 Contracted general activity (UDA)	4,698
Carry forward general activity (UDA)	0
18/19 Contracted orthodontic activity (UOA)	0
Carry forward orthodontic activity (UOA)	0
Baseline contract value	£124,912.76

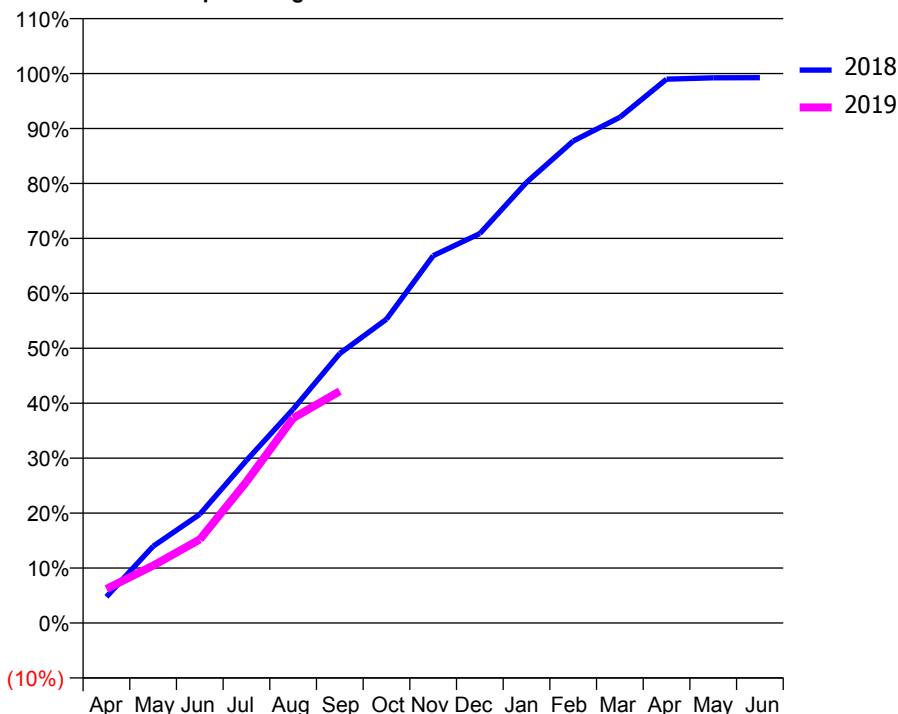
ACCESS*

Patients seen in 24 months	Total	Change since previous quarter
Quarter ending September 2017	1,335	
Quarter ending December 2017	1,318	↓
Quarter ending March 2018	1,309	→
Quarter ending June 2018	1,312	→
Quarter ending September 2018	1,279	↓
Variance since September 2017	(4.2%)	↓



ACTIVITY

Cumulative percentage of contracted UDA delivered 2018 & 2019



Month	2018	2019
April	224	291
May	656	491
June	930	715
July	1,390	1,208
August	1,828	1,752
September	2,305	1,982
October	2,598	
November	3,141	
December	3,329	
January	3,768	
February	4,121	
March	4,323	
April	4,649	
May	4,661	
June	4,662	

QUALITY

	Quantity	Base Number	Contract	AT	Region	England
% of FP17s for the same patient ID Re-attending within 3 months - Children	6	118	5.1%	10.1%	12.2%	11.6%
% of FP17s for the same patient ID Re-attending within 3 months - Adults	135	754	17.9%	13.7%	15.8%	15.5%
% of FP17s for the same patient ID Re-attending between 3 & 9 months - Children	78	118	66.1%	61.7%	60.3%	58.8%
% of FP17s for the same patient ID Re-attending between 3 & 9 months - Adults	300	754	39.8%	55.5%	53.5%	51.1%
% of FP17s for Band 1 Urgent Courses	92	741	12.4%	8.2%	9.1%	9.0%
% of FP17s Relating to Free Repair or Replacements	50	741	6.7%	0.8%	1.0%	0.8%
% of FP17s Relating to Continuations	28	741	3.8%	1.0%	1.0%	0.9%
% of Patients satisfied with the dentistry they have received	0	0	N/A	92.3%	93.6%	93.3%
% of Patients satisfied with the time they had to wait for an appointment	0	0	N/A	88.3%	89.8%	88.9%

* This is based on patients treated on this contract for their most recent course of treatment. Figures in italics indicate the base number of FP17s or Patient Questionnaire responses are less than 100. N/A is shown where the base number of responses is less than 10 during the period. % is calculated as Quantity/Base number*100

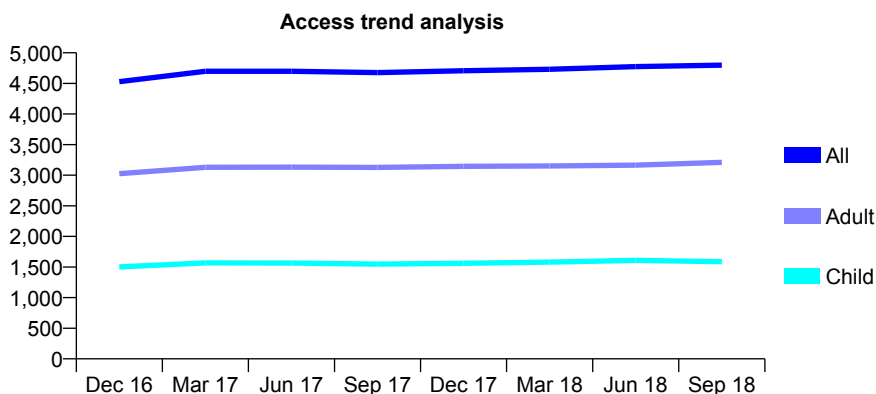
Q52 - Vital Signs At a Glance Contract Report for 215651/0001 - September 2018

Name or company name	MRS AA RAYNER
Contract type name	PDS Contract
Purpose of contract	General
Contract start date	01/04/2006
Contract end date	31/03/2021

18/19 Contracted general activity (UDA)	9,185
Carry forward general activity (UDA)	0
18/19 Contracted orthodontic activity (UOA)	0
Carry forward orthodontic activity (UOA)	0
Baseline contract value	£204,965.10

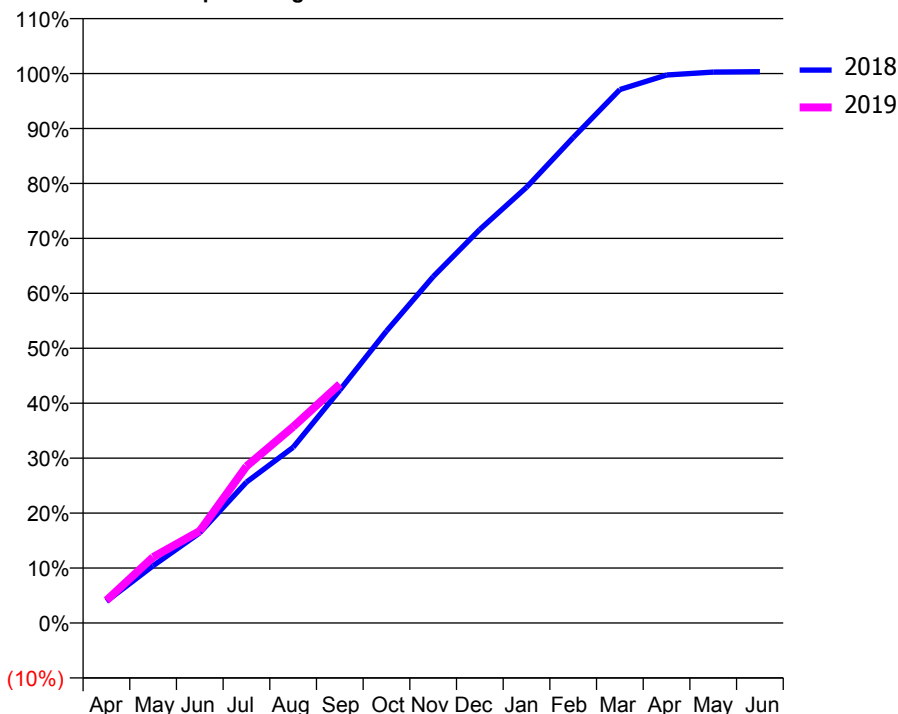
ACCESS*

Patients seen in 24 months	Total	Change since previous quarter
Quarter ending September 2017	4,676	
Quarter ending December 2017	4,707	→
Quarter ending March 2018	4,732	→
Quarter ending June 2018	4,774	→
Quarter ending September 2018	4,798	→
Variance since September 2017	2.6%	↑



ACTIVITY

Cumulative percentage of contracted UDA delivered 2018 & 2019



Month	Adjusted Scheduled Activity (UDA)	
	2018	2019
April	381	378
May	1,009	1,102
June	1,590	1,539
July	2,484	2,621
August	3,097	3,281
September	4,105	3,993
October	5,146	
November	6,104	
December	6,936	
January	7,678	
February	8,555	
March	9,400	
April	9,656	
May	9,710	
June	9,716	

QUALITY

	Quantity	Base Number	Contract	AT	Region	England
% of FP17s for the same patient ID Re-attending within 3 months - Children	129	1,248	10.3%	10.1%	12.2%	11.6%
% of FP17s for the same patient ID Re-attending within 3 months - Adults	270	1,960	13.8%	13.7%	15.8%	15.5%
% of FP17s for the same patient ID Re-attending between 3 & 9 months - Children	705	1,248	56.5%	61.7%	60.3%	58.8%
% of FP17s for the same patient ID Re-attending between 3 & 9 months - Adults	875	1,960	44.6%	55.5%	53.5%	51.1%
% of FP17s for Band 1 Urgent Courses	237	2,251	10.5%	8.2%	9.1%	9.0%
% of FP17s Relating to Free Repair or Replacements	8	2,251	0.4%	0.8%	1.0%	0.8%
% of FP17s Relating to Continuations	30	2,251	1.3%	1.0%	1.0%	0.9%
% of Patients satisfied with the dentistry they have received	8	9	N/A	92.3%	93.6%	93.3%
% of Patients satisfied with the time they had to wait for an appointment	7	9	N/A	88.3%	89.8%	88.9%

* This is based on patients treated on this contract for their most recent course of treatment. Figures in italics indicate the base number of FP17s or Patient Questionnaire responses are less than 100. N/A is shown where the base number of responses is less than 10 during the period. % is calculated as Quantity/Base number*100

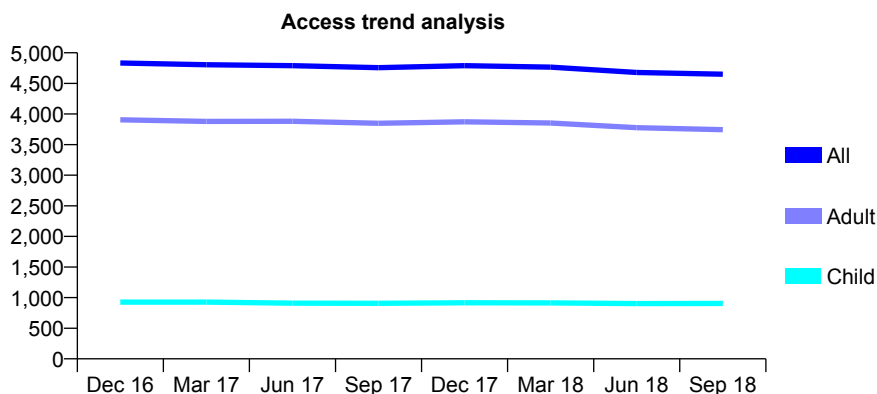
Q52 - Vital Signs At a Glance Contract Report for 215651/0002 - September 2018

Name or company name	MRS AA RAYNER
Contract type name	Pilot Contract
Purpose of contract	General
Contract start date	01/04/2006
Contract end date	31/03/2021

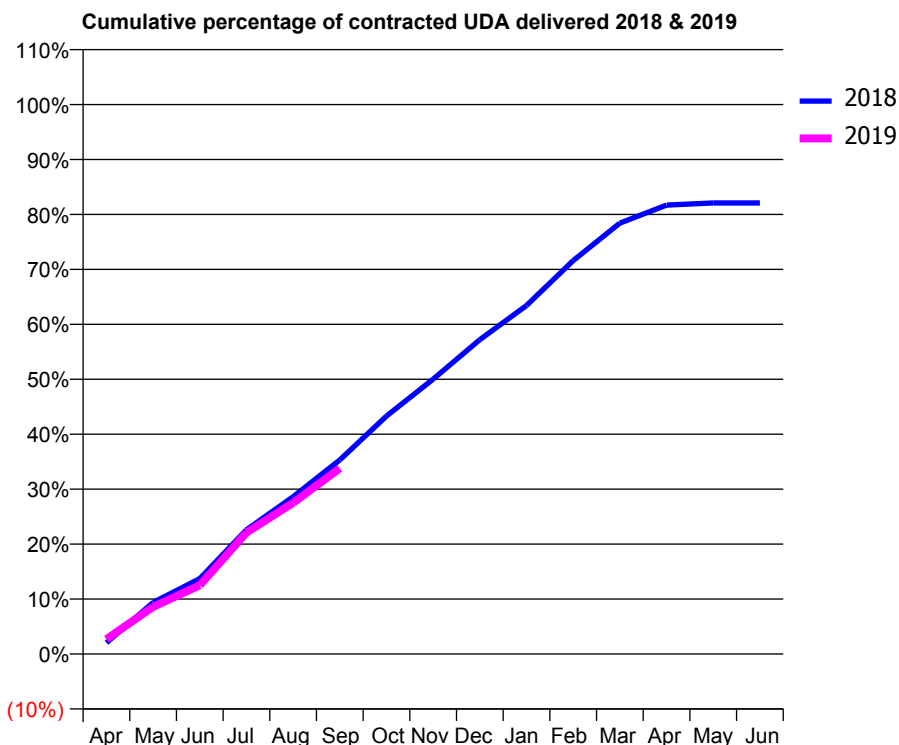
18/19 Contracted general activity (UDA)	11,957
Carry forward general activity (UDA)	0
18/19 Contracted orthodontic activity (UOA)	0
Carry forward orthodontic activity (UOA)	0
Baseline contract value	£327,920.92

ACCESS*

Patients seen in 24 months	Total	Change since previous quarter
Quarter ending September 2017	4,756	
Quarter ending December 2017	4,789	→
Quarter ending March 2018	4,765	→
Quarter ending June 2018	4,678	↓
Quarter ending September 2018	4,650	→
Variance since September 2017	(2.2%)	↓



ACTIVITY



Adjusted Scheduled Activity (UDA)		
Month	2018	2019
April	245	325
May	1,122	1,025
June	1,640	1,494
July	2,703	2,641
August	3,423	3,290
September	4,224	4,041
October	5,179	
November	5,981	
December	6,841	
January	7,582	
February	8,560	
March	9,377	
April	9,767	
May	9,814	
June	9,815	

QUALITY

	Quantity	Base Number	Contract	AT	Region	England
% of FP17s for the same patient ID Re-attending within 3 months - Children	33	530	6.2%	10.1%	12.2%	11.6%
% of FP17s for the same patient ID Re-attending within 3 months - Adults	210	1,832	11.5%	13.7%	15.8%	15.5%
% of FP17s for the same patient ID Re-attending between 3 & 9 months - Children	234	530	44.2%	61.7%	60.3%	58.8%
% of FP17s for the same patient ID Re-attending between 3 & 9 months - Adults	637	1,832	34.8%	55.5%	53.5%	51.1%
% of FP17s for Band 1 Urgent Courses	123	2,098	5.9%	8.2%	9.1%	9.0%
% of FP17s Relating to Free Repair or Replacements	29	2,098	1.4%	0.8%	1.0%	0.8%
% of FP17s Relating to Continuations	25	2,098	1.2%	1.0%	1.0%	0.9%
% of Patients satisfied with the dentistry they have received	3	4	N/A	92.3%	93.6%	93.3%
% of Patients satisfied with the time they had to wait for an appointment	4	4	N/A	88.3%	89.8%	88.9%

* This is based on patients treated on this contract for their most recent course of treatment. Figures in italics indicate the base number of FP17s or Patient Questionnaire responses are less than 100. N/A is shown where the base number of responses is less than 10 during the period. % is calculated as Quantity/Base number*100

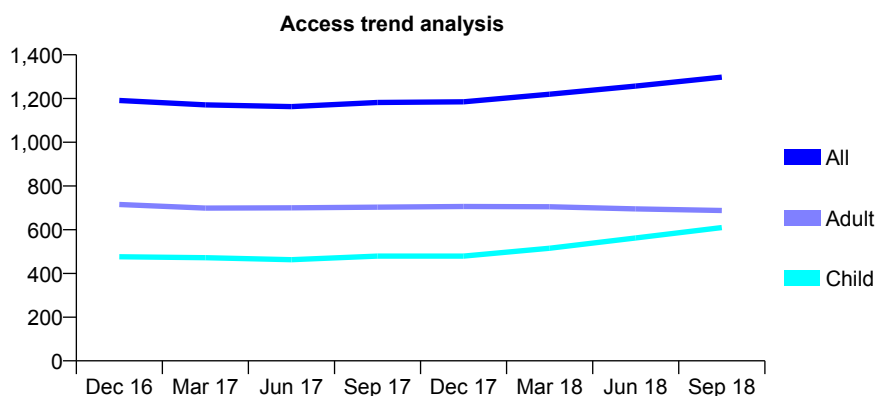
Q52 - Vital Signs At a Glance Contract Report for 222526/0001 - September 2018

Name or company name	MR MR HANSON
Contract type name	GDS Contract
Purpose of contract	General
Contract start date	01/04/2006
Contract end date	

18/19 Contracted general activity (UDA)	4,896
Carry forward general activity (UDA)	0
18/19 Contracted orthodontic activity (UOA)	0
Carry forward orthodontic activity (UOA)	0
Baseline contract value	£156,274.47

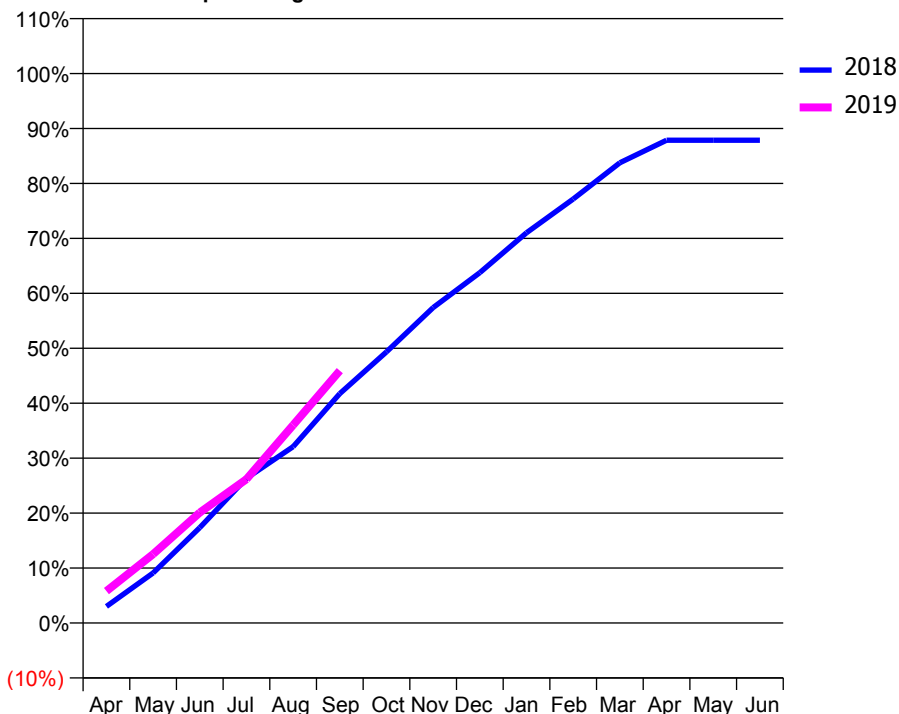
ACCESS*

Patients seen in 24 months	Total	Change since previous quarter
Quarter ending September 2017	1,182	
Quarter ending December 2017	1,185	→
Quarter ending March 2018	1,220	↑
Quarter ending June 2018	1,257	↑
Quarter ending September 2018	1,298	↑
Variance since September 2017	9.8%	↑



ACTIVITY

Cumulative percentage of contracted UDA delivered 2018 & 2019



Month	Adjusted Scheduled Activity (UDA)	
	2018	2019
April	148	284
May	446	613
June	851	984
July	1,290	1,282
August	1,572	1,763
September	2,044	2,248
October	2,416	
November	2,811	
December	3,122	
January	3,477	
February	3,777	
March	4,101	
April	4,302	
May	4,302	
June	4,302	

QUALITY

	Quantity	Base Number	Contract	AT	Region	England
% of FP17s for the same patient ID Re-attending within 3 months - Children	113	783	14.4%	10.1%	12.2%	11.6%
% of FP17s for the same patient ID Re-attending within 3 months - Adults	66	446	14.8%	13.7%	15.8%	15.5%
% of FP17s for the same patient ID Re-attending between 3 & 9 months - Children	485	783	61.9%	61.7%	60.3%	58.8%
% of FP17s for the same patient ID Re-attending between 3 & 9 months - Adults	290	446	65.0%	55.5%	53.5%	51.1%
% of FP17s for Band 1 Urgent Courses	37	1,133	3.3%	8.2%	9.1%	9.0%
% of FP17s Relating to Free Repair or Replacements	0	1,133	0.0%	0.8%	1.0%	0.8%
% of FP17s Relating to Continuations	4	1,133	0.4%	1.0%	1.0%	0.9%
% of Patients satisfied with the dentistry they have received	0	0	N/A	92.3%	93.6%	93.3%
% of Patients satisfied with the time they had to wait for an appointment	0	0	N/A	88.3%	89.8%	88.9%

* This is based on patients treated on this contract for their most recent course of treatment. Figures in italics indicate the base number of FP17s or Patient Questionnaire responses are less than 100. N/A is shown where the base number of responses is less than 10 during the period. % is calculated as Quantity/Base number*100

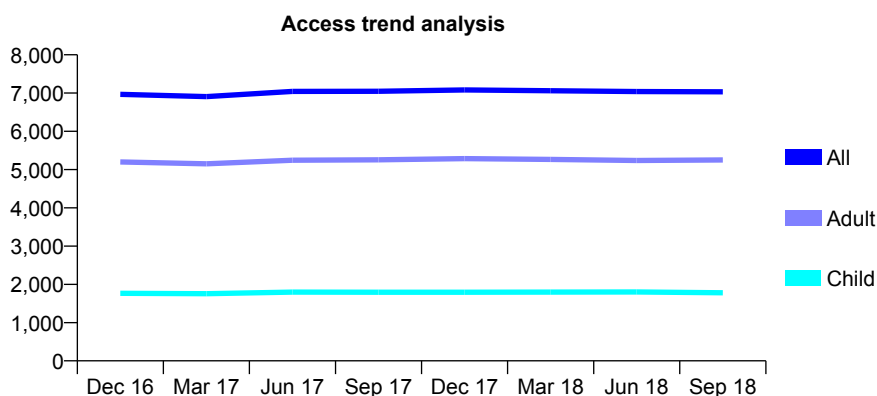
Q52 - Vital Signs At a Glance Contract Report for 224804/0001 - September 2018

Name or company name	MRS SJ WEBSTER
Contract type name	GDS Contract
Purpose of contract	General
Contract start date	01/04/2006
Contract end date	

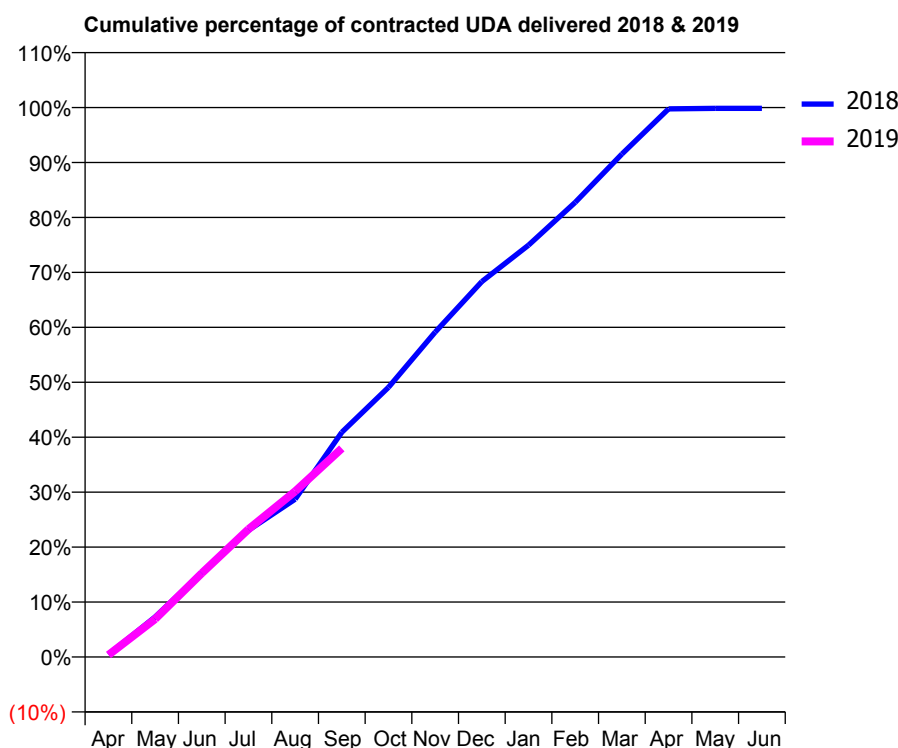
18/19 Contracted general activity (UDA)	19,900
Carry forward general activity (UDA)	0
18/19 Contracted orthodontic activity (UOA)	0
Carry forward orthodontic activity (UOA)	0
Baseline contract value	£594,428.26

ACCESS*

Patients seen in 24 months	Total	Change since previous quarter
Quarter ending September 2017	7,048	
Quarter ending December 2017	7,081	→
Quarter ending March 2018	7,062	→
Quarter ending June 2018	7,039	→
Quarter ending September 2018	7,031	→
Variance since September 2017	(0.2%)	→



ACTIVITY



Month	Adjusted Scheduled Activity (UDA)	
	2018	2019
April	94	77
May	1,453	1,374
June	3,054	3,034
July	4,590	4,630
August	5,714	6,002
September	8,138	7,554
October	9,769	
November	11,767	
December	13,595	
January	14,914	
February	16,467	
March	18,214	
April	19,851	
May	19,868	
June	19,870	

QUALITY

	Quantity	Base Number	Contract	AT	Region	England
% of FP17s for the same patient ID Re-attending within 3 months - Children	85	1,501	5.7%	10.1%	12.2%	11.6%
% of FP17s for the same patient ID Re-attending within 3 months - Adults	567	4,113	13.8%	13.7%	15.8%	15.5%
% of FP17s for the same patient ID Re-attending between 3 & 9 months - Children	1,089	1,501	72.6%	61.7%	60.3%	58.8%
% of FP17s for the same patient ID Re-attending between 3 & 9 months - Adults	2,698	4,113	65.6%	55.5%	53.5%	51.1%
% of FP17s for Band 1 Urgent Courses	219	4,719	4.6%	8.2%	9.1%	9.0%
% of FP17s Relating to Free Repair or Replacements	38	4,719	0.8%	0.8%	1.0%	0.8%
% of FP17s Relating to Continuations	20	4,719	0.4%	1.0%	1.0%	0.9%
% of Patients satisfied with the dentistry they have received	2	3	N/A	92.3%	93.6%	93.3%
% of Patients satisfied with the time they had to wait for an appointment	2	3	N/A	88.3%	89.8%	88.9%

* This is based on patients treated on this contract for their most recent course of treatment. Figures in italics indicate the base number of FP17s or Patient Questionnaire responses are less than 100. N/A is shown where the base number of responses is less than 10 during the period. % is calculated as Quantity/Base number*100

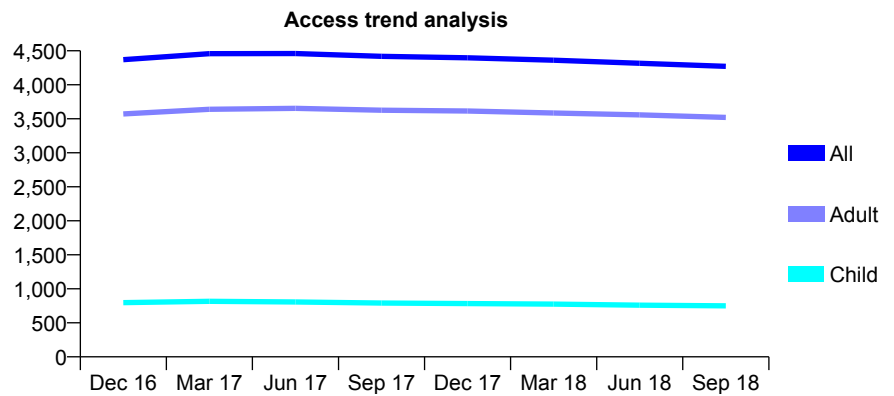
Q52 - Vital Signs At a Glance Contract Report for 224839/0001 - September 2018

Name or company name	Mr JD Alker & Mr JF Slater
Contract type name	GDS Contract
Purpose of contract	General
Contract start date	01/04/2006
Contract end date	

18/19 Contracted general activity (UDA)	14,253
Carry forward general activity (UDA)	0
18/19 Contracted orthodontic activity (UOA)	0
Carry forward orthodontic activity (UOA)	0
Baseline contract value	£423,177.39

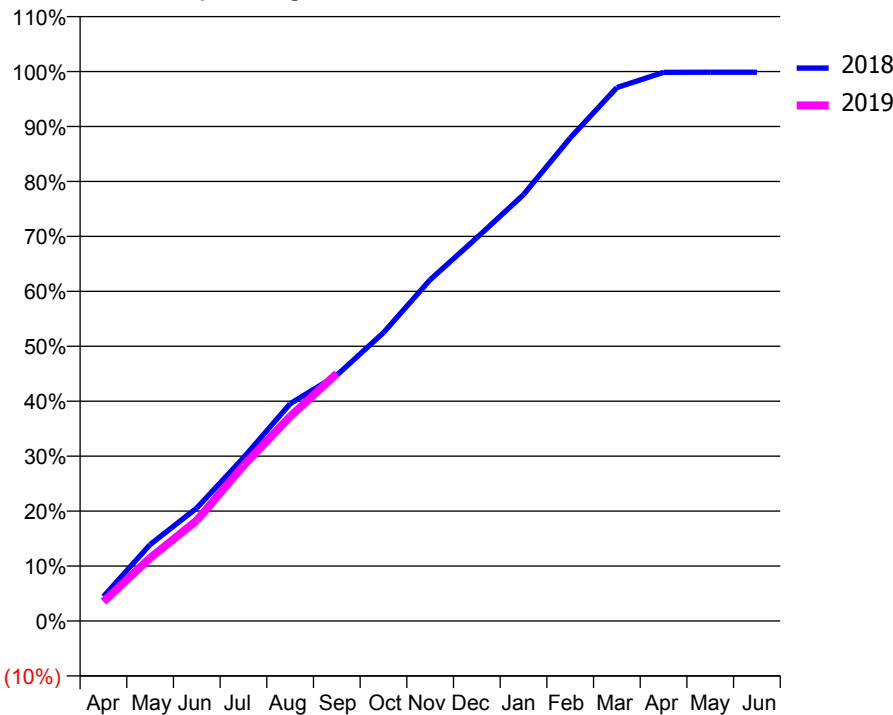
ACCESS*

Patients seen in 24 months	Total	Change since previous quarter
Quarter ending September 2017	4,418	
Quarter ending December 2017	4,397	→
Quarter ending March 2018	4,361	→
Quarter ending June 2018	4,317	↓
Quarter ending September 2018	4,271	↓
Variance since September 2017	(3.3%)	↓



ACTIVITY

Cumulative percentage of contracted UDA delivered 2018 & 2019



Month	Adjusted Scheduled Activity (UDA)	
	2018	2019
April	634	502
May	1,984	1,636
June	2,932	2,610
July	4,236	4,035
August	5,636	5,304
September	6,377	6,421
October	7,481	
November	8,854	
December	9,941	
January	11,060	
February	12,531	
March	13,838	
April	14,232	
May	14,235	
June	14,235	

QUALITY

	Quantity	Base Number	Contract	AT	Region	England
% of FP17s for the same patient ID Re-attending within 3 months - Children	39	601	6.5%	10.1%	12.2%	11.6%
% of FP17s for the same patient ID Re-attending within 3 months - Adults	370	2,784	13.3%	13.7%	15.8%	15.5%
% of FP17s for the same patient ID Re-attending between 3 & 9 months - Children	393	601	65.4%	61.7%	60.3%	58.8%
% of FP17s for the same patient ID Re-attending between 3 & 9 months - Adults	1,962	2,784	70.5%	55.5%	53.5%	51.1%
% of FP17s for Band 1 Urgent Courses	134	3,203	4.2%	8.2%	9.1%	9.0%
% of FP17s Relating to Free Repair or Replacements	71	3,203	2.2%	0.8%	1.0%	0.8%
% of FP17s Relating to Continuations	31	3,203	1.0%	1.0%	1.0%	0.9%
% of Patients satisfied with the dentistry they have received	1	1	N/A	92.3%	93.6%	93.3%
% of Patients satisfied with the time they had to wait for an appointment	1	1	N/A	88.3%	89.8%	88.9%

* This is based on patients treated on this contract for their most recent course of treatment. Figures in italics indicate the base number of FP17s or Patient Questionnaire responses are less than 100. N/A is shown where the base number of responses is less than 10 during the period. % is calculated as Quantity/Base number*100

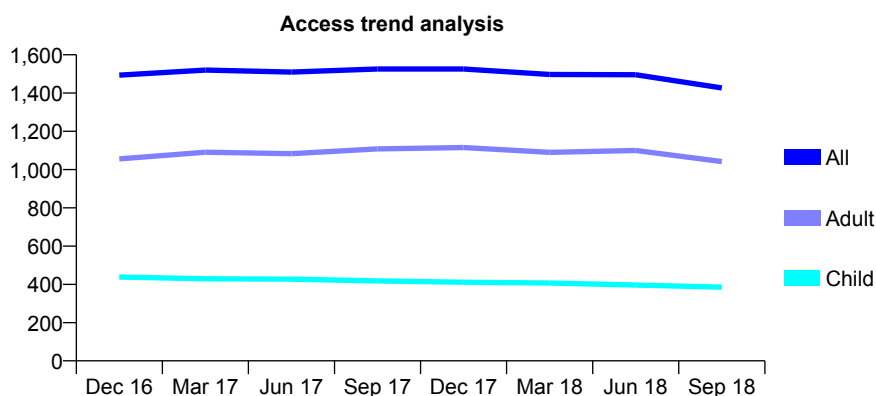
Q52 - Vital Signs At a Glance Contract Report for 228672/0001 - September 2018

Name or company name	MRS GI AUSTIN
Contract type name	GDS Contract
Purpose of contract	General
Contract start date	01/04/2006
Contract end date	

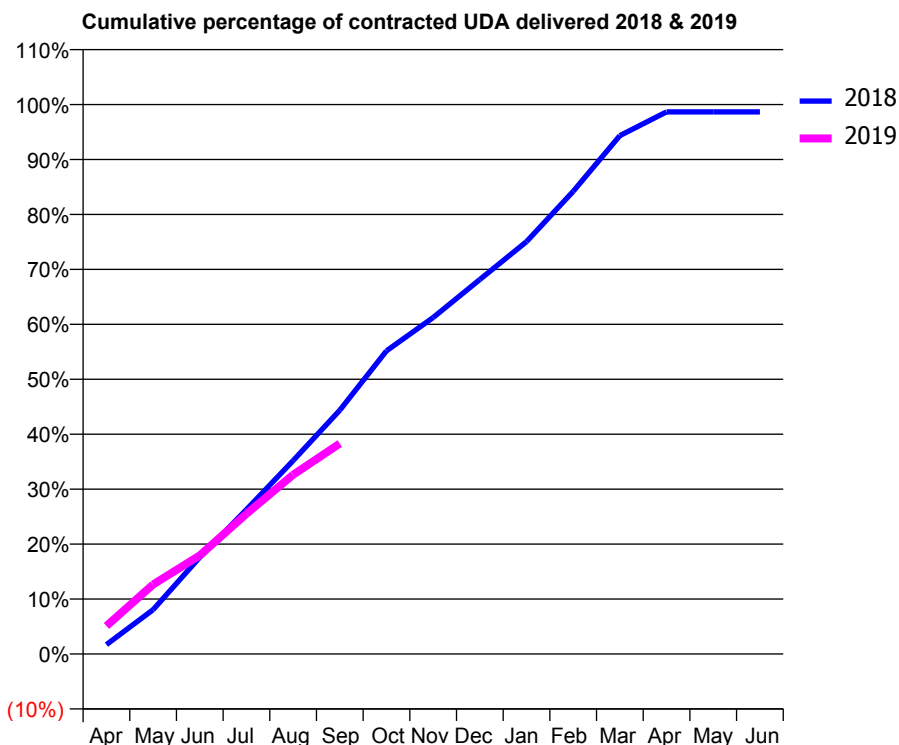
18/19 Contracted general activity (UDA)	5,297
Carry forward general activity (UDA)	0
18/19 Contracted orthodontic activity (UOA)	0
Carry forward orthodontic activity (UOA)	0
Baseline contract value	£149,442.73

ACCESS*

Patients seen in 24 months	Total	Change since previous quarter
Quarter ending September 2017	1,526	
Quarter ending December 2017	1,526	→
Quarter ending March 2018	1,497	↓
Quarter ending June 2018	1,496	→
Quarter ending September 2018	1,427	↓
Variance since September 2017	(6.5%)	↓



ACTIVITY



Adjusted Scheduled Activity (UDA)		
Month	2018	2019
April	90	270
May	428	671
June	932	951
July	1,393	1,351
August	1,864	1,728
September	2,351	2,029
October	2,922	
November	3,243	
December	3,610	
January	3,975	
February	4,459	
March	4,997	
April	5,226	
May	5,226	
June	5,226	

QUALITY

	Quantity	Base Number	Contract	AT	Region	England
% of FP17s for the same patient ID Re-attending within 3 months - Children	31	369	8.4%	10.1%	12.2%	11.6%
% of FP17s for the same patient ID Re-attending within 3 months - Adults	145	728	19.9%	13.7%	15.8%	15.5%
% of FP17s for the same patient ID Re-attending between 3 & 9 months - Children	303	369	82.1%	61.7%	60.3%	58.8%
% of FP17s for the same patient ID Re-attending between 3 & 9 months - Adults	390	728	53.6%	55.5%	53.5%	51.1%
% of FP17s for Band 1 Urgent Courses	16	1,008	1.6%	8.2%	9.1%	9.0%
% of FP17s Relating to Free Repair or Replacements	67	1,008	6.6%	0.8%	1.0%	0.8%
% of FP17s Relating to Continuations	27	1,008	2.7%	1.0%	1.0%	0.9%
% of Patients satisfied with the dentistry they have received	0	0	N/A	92.3%	93.6%	93.3%
% of Patients satisfied with the time they had to wait for an appointment	0	0	N/A	88.3%	89.8%	88.9%

* This is based on patients treated on this contract for their most recent course of treatment. Figures in italics indicate the base number of FP17s or Patient Questionnaire responses are less than 100. N/A is shown where the base number of responses is less than 10 during the period. % is calculated as Quantity/Base number*100

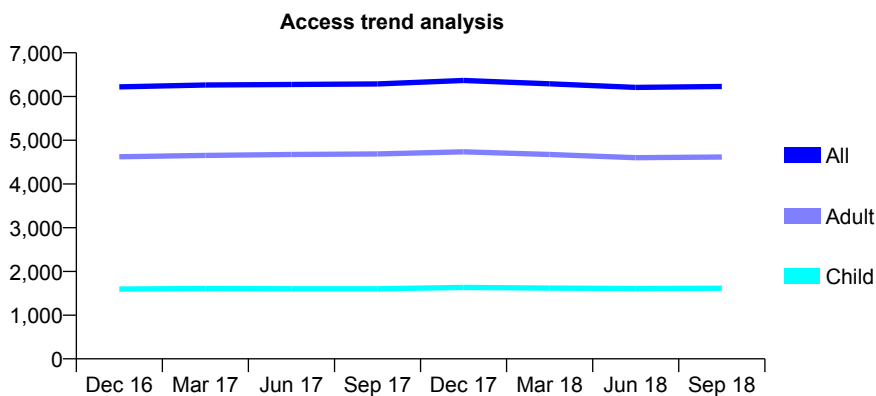
Q52 - Vital Signs At a Glance Contract Report for 230200/0001 - September 2018

Name or company name	MR SJ GARDNER
Contract type name	GDS Contract
Purpose of contract	General
Contract start date	01/04/2006
Contract end date	

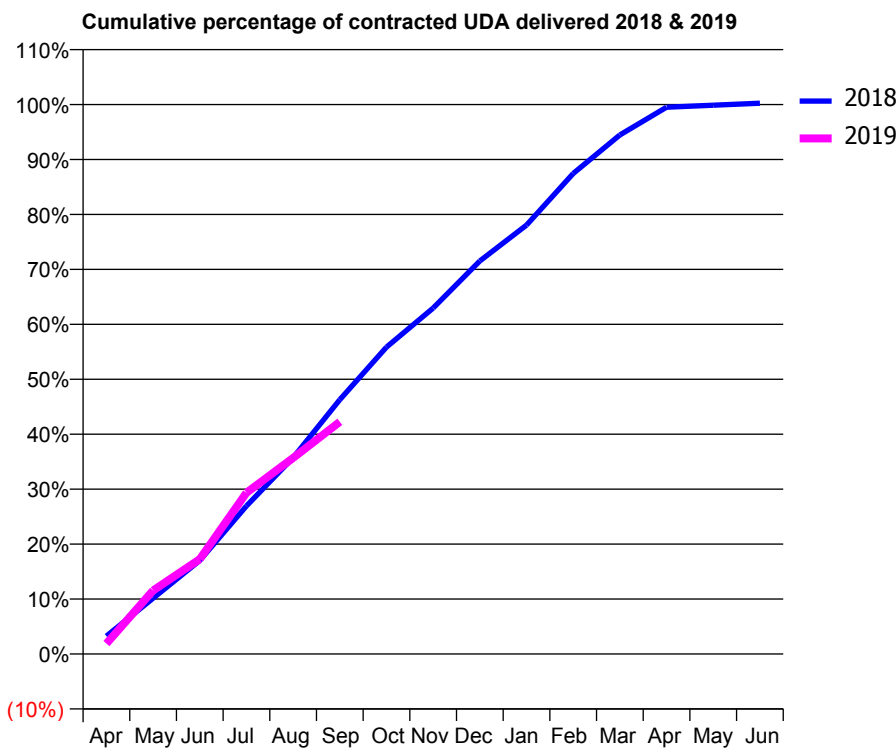
18/19 Contracted general activity (UDA)	17,700
Carry forward general activity (UDA)	0
18/19 Contracted orthodontic activity (UOA)	0
Carry forward orthodontic activity (UOA)	0
Baseline contract value	£538,252.86

ACCESS*

Patients seen in 24 months	Total	Change since previous quarter
Quarter ending September 2017	6,288	
Quarter ending December 2017	6,368	→
Quarter ending March 2018	6,291	↓
Quarter ending June 2018	6,209	↓
Quarter ending September 2018	6,231	→
Variance since September 2017	(0.9%)	→



ACTIVITY



Month	Adjusted Scheduled Activity (UDA)	
	2018	2019
April	576	339
May	1,797	2,045
June	3,015	3,058
July	4,771	5,195
August	6,326	6,316
September	8,192	7,480
October	9,885	
November	11,143	
December	12,659	
January	13,814	
February	15,480	
March	16,718	
April	17,614	
May	17,676	
June	17,741	

QUALITY

	Quantity	Base Number	Contract	AT	Region	England
% of FP17s for the same patient ID Re-attending within 3 months - Children	99	1,102	9.0%	10.1%	12.2%	11.6%
% of FP17s for the same patient ID Re-attending within 3 months - Adults	750	3,666	20.5%	13.7%	15.8%	15.5%
% of FP17s for the same patient ID Re-attending between 3 & 9 months - Children	528	1,102	47.9%	61.7%	60.3%	58.8%
% of FP17s for the same patient ID Re-attending between 3 & 9 months - Adults	1,993	3,666	54.4%	55.5%	53.5%	51.1%
% of FP17s for Band 1 Urgent Courses	543	4,204	12.9%	8.2%	9.1%	9.0%
% of FP17s Relating to Free Repair or Replacements	66	4,204	1.6%	0.8%	1.0%	0.8%
% of FP17s Relating to Continuations	54	4,204	1.3%	1.0%	1.0%	0.9%
% of Patients satisfied with the dentistry they have received	2	2	N/A	92.3%	93.6%	93.3%
% of Patients satisfied with the time they had to wait for an appointment	2	2	N/A	88.3%	89.8%	88.9%

* This is based on patients treated on this contract for their most recent course of treatment. Figures in italics indicate the base number of FP17s or Patient Questionnaire responses are less than 100. N/A is shown where the base number of responses is less than 10 during the period. % is calculated as Quantity/Base number*100

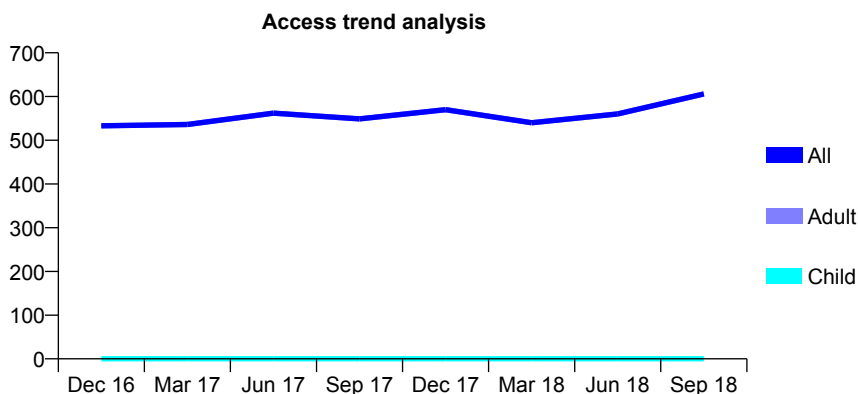
Q52 - Vital Signs At a Glance Contract Report for 230200/0002 - September 2018

Name or company name	MR SJ GARDNER
Contract type name	GDS Contract
Purpose of contract	General
Contract start date	01/04/2006
Contract end date	

18/19 Contracted general activity (UDA)	1,738
Carry forward general activity (UDA)	0
18/19 Contracted orthodontic activity (UOA)	0
Carry forward orthodontic activity (UOA)	0
Baseline contract value	£107,245.92

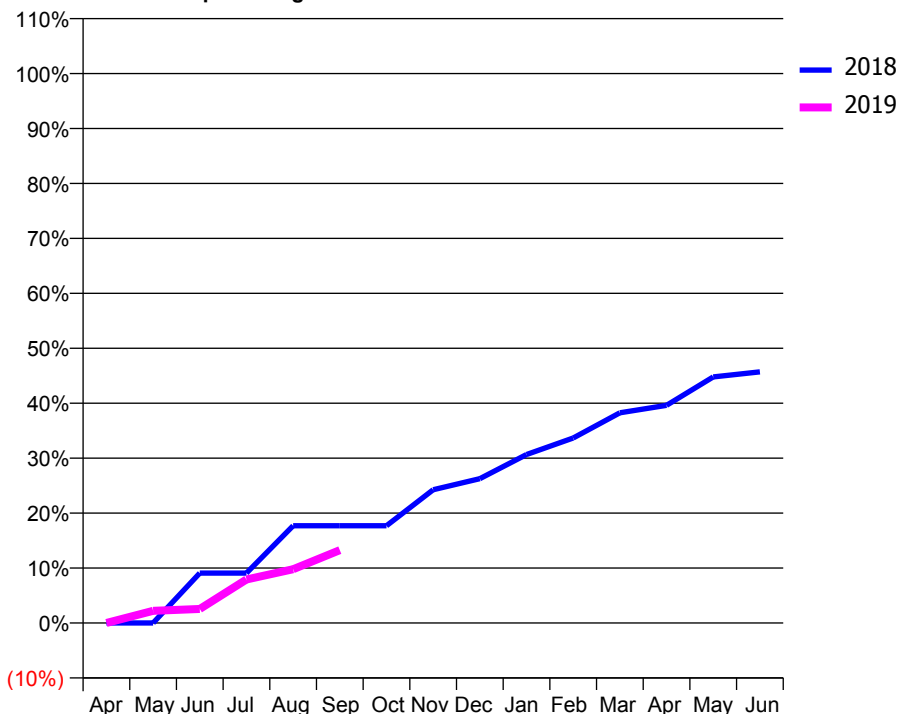
ACCESS*

Patients seen in 24 months	Total	Change since previous quarter
Quarter ending September 2017	549	
Quarter ending December 2017	570	↑
Quarter ending March 2018	540	↓
Quarter ending June 2018	560	↑
Quarter ending September 2018	606	↑
Variance since September 2017	10.4%	↑



ACTIVITY

Cumulative percentage of contracted UDA delivered 2018 & 2019



Month	Adjusted Scheduled Activity (UDA)	
	2018	2019
April	0	0
May	0	38
June	158	44
July	158	138
August	308	170
September	308	230
October	308	
November	421	
December	456	
January	533	
February	585	
March	665	
April	688	
May	778	
June	794	

QUALITY

	Quantity	Base Number	Contract	AT	Region	England
% of FP17s for the same patient ID Re-attending within 3 months - Children	0	0	N/A	10.1%	12.2%	11.6%
% of FP17s for the same patient ID Re-attending within 3 months - Adults	6	215	2.8%	13.7%	15.8%	15.5%
% of FP17s for the same patient ID Re-attending between 3 & 9 months - Children	0	0	N/A	61.7%	60.3%	58.8%
% of FP17s for the same patient ID Re-attending between 3 & 9 months - Adults	16	215	7.4%	55.5%	53.5%	51.1%
% of FP17s for Band 1 Urgent Courses	97	124	78.2%	8.2%	9.1%	9.0%
% of FP17s Relating to Free Repair or Replacements	0	124	0.0%	0.8%	1.0%	0.8%
% of FP17s Relating to Continuations	0	124	0.0%	1.0%	1.0%	0.9%
% of Patients satisfied with the dentistry they have received	0	0	N/A	92.3%	93.6%	93.3%
% of Patients satisfied with the time they had to wait for an appointment	0	0	N/A	88.3%	89.8%	88.9%

* This is based on patients treated on this contract for their most recent course of treatment. Figures in italics indicate the base number of FP17s or Patient Questionnaire responses are less than 100. N/A is shown where the base number of responses is less than 10 during the period. % is calculated as Quantity/Base number*100

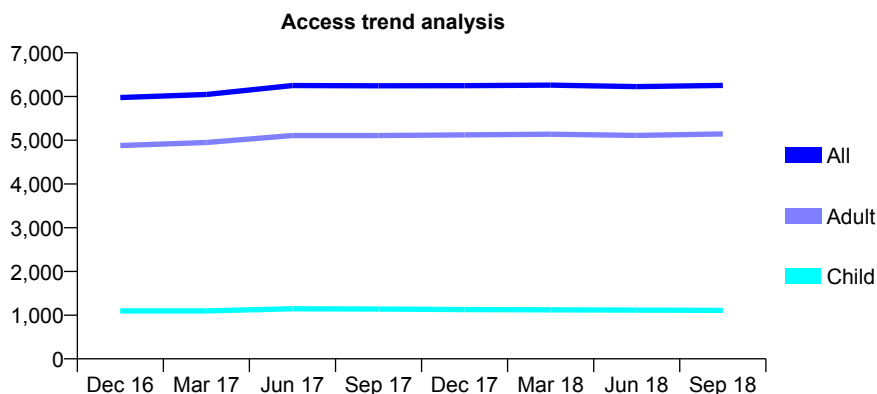
Q52 - Vital Signs At a Glance Contract Report for 231010/0001 - September 2018

Name or company name	MR WS MALACH
Contract type name	Pilot Contract
Purpose of contract	General
Contract start date	01/04/2006
Contract end date	31/03/2021

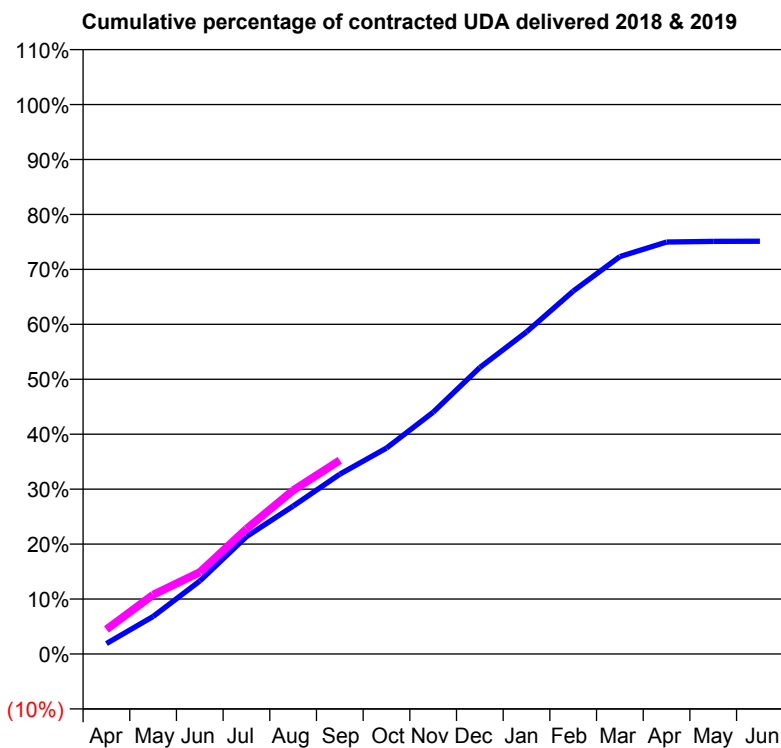
18/19 Contracted general activity (UDA)	21,490
Carry forward general activity (UDA)	0
18/19 Contracted orthodontic activity (UOA)	0
Carry forward orthodontic activity (UOA)	0
Baseline contract value	£631,492.96

ACCESS*

Patients seen in 24 months	Total	Change since previous quarter
Quarter ending September 2017	6,245	
Quarter ending December 2017	6,249	→
Quarter ending March 2018	6,260	→
Quarter ending June 2018	6,226	→
Quarter ending September 2018	6,253	→
Variance since September 2017	0.1%	→



ACTIVITY



Month	Adjusted Scheduled Activity (UDA)	
	2018	2019
April	411	963
May	1,470	2,318
June	2,853	3,199
July	4,593	4,894
August	5,786	6,399
September	7,033	7,577
October	8,053	
November	9,457	
December	11,203	
January	12,596	
February	14,194	
March	15,543	
April	16,110	
May	16,140	
June	16,141	

QUALITY

	Quantity	Base Number	Contract	AT	Region	England
% of FP17s for the same patient ID Re-attending within 3 months - Children	98	921	10.6%	10.1%	12.2%	11.6%
% of FP17s for the same patient ID Re-attending within 3 months - Adults	445	3,616	12.3%	13.7%	15.8%	15.5%
% of FP17s for the same patient ID Re-attending between 3 & 9 months - Children	555	921	60.3%	61.7%	60.3%	58.8%
% of FP17s for the same patient ID Re-attending between 3 & 9 months - Adults	1,931	3,616	53.4%	55.5%	53.5%	51.1%
% of FP17s for Band 1 Urgent Courses	55	4,182	1.3%	8.2%	9.1%	9.0%
% of FP17s Relating to Free Repair or Replacements	76	4,182	1.8%	0.8%	1.0%	0.8%
% of FP17s Relating to Continuations	30	4,182	0.7%	1.0%	1.0%	0.9%
% of Patients satisfied with the dentistry they have received	3	3	N/A	92.3%	93.6%	93.3%
% of Patients satisfied with the time they had to wait for an appointment	3	3	N/A	88.3%	89.8%	88.9%

* This is based on patients treated on this contract for their most recent course of treatment. Figures in italics indicate the base number of FP17s or Patient Questionnaire responses are less than 100. N/A is shown where the base number of responses is less than 10 during the period. % is calculated as Quantity/Base number*100

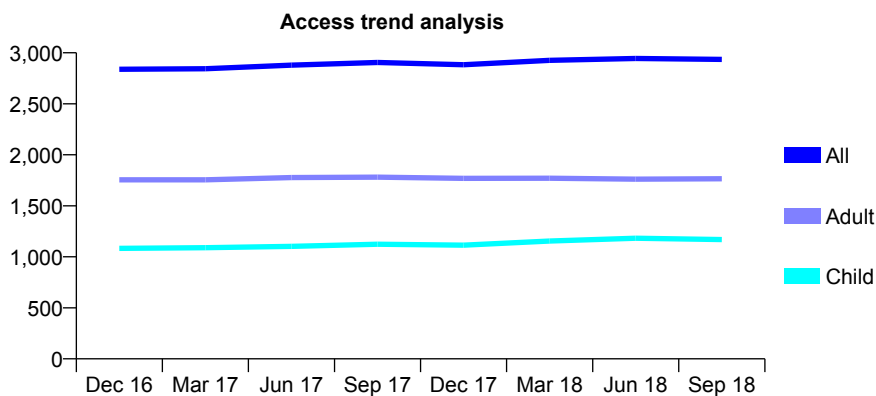
Q52 - Vital Signs At a Glance Contract Report for 233013/0003 - September 2018

Name or company name	MR IS BOYD
Contract type name	GDS Contract
Purpose of contract	General
Contract start date	01/07/2009
Contract end date	

18/19 Contracted general activity (UDA)	8,600
Carry forward general activity (UDA)	0
18/19 Contracted orthodontic activity (UOA)	0
Carry forward orthodontic activity (UOA)	0
Baseline contract value	£268,050.59

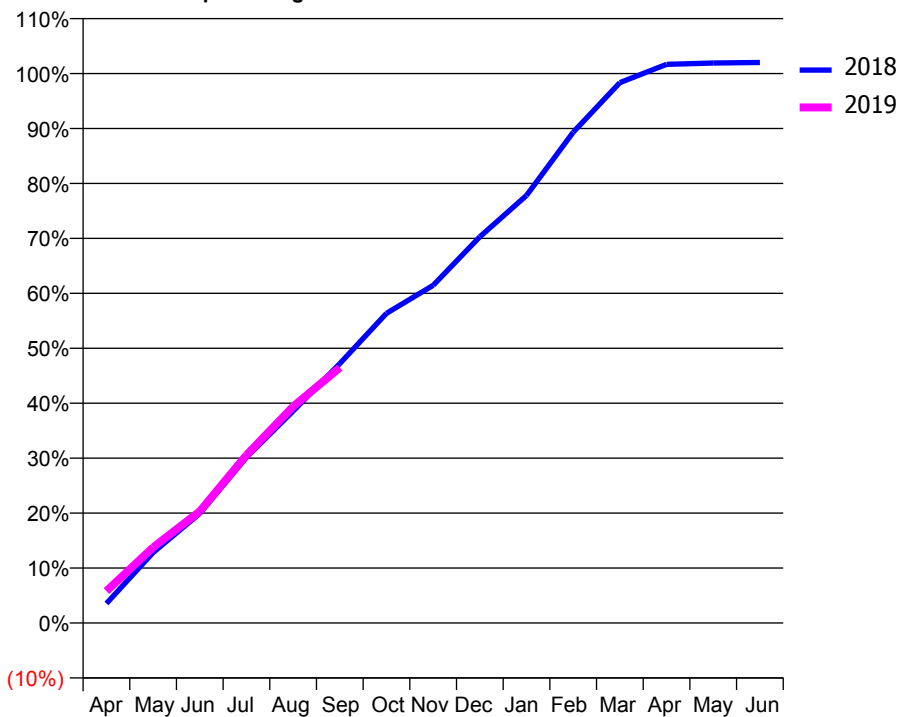
ACCESS*

Patients seen in 24 months	Total	Change since previous quarter
Quarter ending September 2017	2,905	
Quarter ending December 2017	2,883	→
Quarter ending March 2018	2,926	→
Quarter ending June 2018	2,945	→
Quarter ending September 2018	2,935	→
Variance since September 2017	1.0%	→



ACTIVITY

Cumulative percentage of contracted UDA delivered 2018 & 2019



Adjusted Scheduled Activity (UDA)

Month	2018	2019
April	306	499
May	1,102	1,184
June	1,715	1,748
July	2,593	2,628
August	3,316	3,389
September	4,059	3,999
October	4,846	
November	5,285	
December	6,045	
January	6,692	
February	7,682	
March	8,458	
April	8,744	
May	8,765	
June	8,772	

QUALITY

	Quantity	Base Number	Contract	AT	Region	England
% of FP17s for the same patient ID Re-attending within 3 months - Children	41	900	4.6%	10.1%	12.2%	11.6%
% of FP17s for the same patient ID Re-attending within 3 months - Adults	236	1,642	14.4%	13.7%	15.8%	15.5%
% of FP17s for the same patient ID Re-attending between 3 & 9 months - Children	639	900	71.0%	61.7%	60.3%	58.8%
% of FP17s for the same patient ID Re-attending between 3 & 9 months - Adults	1,218	1,642	74.2%	55.5%	53.5%	51.1%
% of FP17s for Band 1 Urgent Courses	93	2,367	3.9%	8.2%	9.1%	9.0%
% of FP17s Relating to Free Repair or Replacements	9	2,367	0.4%	0.8%	1.0%	0.8%
% of FP17s Relating to Continuations	19	2,367	0.8%	1.0%	1.0%	0.9%
% of Patients satisfied with the dentistry they have received	2	2	N/A	92.3%	93.6%	93.3%
% of Patients satisfied with the time they had to wait for an appointment	2	2	N/A	88.3%	89.8%	88.9%

* This is based on patients treated on this contract for their most recent course of treatment. Figures in italics indicate the base number of FP17s or Patient Questionnaire responses are less than 100. N/A is shown where the base number of responses is less than 10 during the period. % is calculated as Quantity/Base number*100

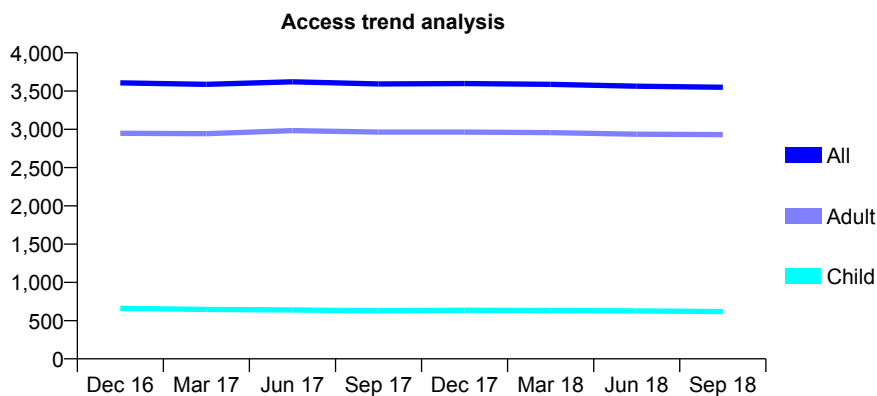
Q52 - Vital Signs At a Glance Contract Report for 235989/0001 - September 2018

Name or company name	MR MJ CLARKE
Contract type name	GDS Contract
Purpose of contract	General
Contract start date	01/04/2006
Contract end date	

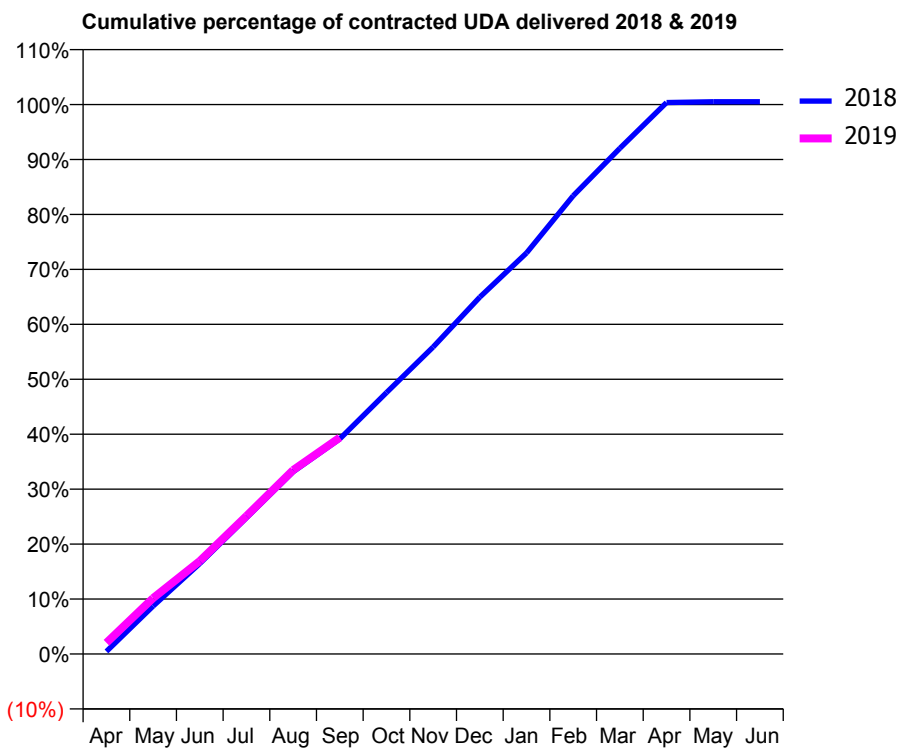
18/19 Contracted general activity (UDA)	10,826
Carry forward general activity (UDA)	0
18/19 Contracted orthodontic activity (UOA)	0
Carry forward orthodontic activity (UOA)	0
Baseline contract value	£291,994.65

ACCESS*

Patients seen in 24 months	Total	Change since previous quarter
Quarter ending September 2017	3,593	
Quarter ending December 2017	3,598	→
Quarter ending March 2018	3,587	→
Quarter ending June 2018	3,563	→
Quarter ending September 2018	3,549	→
Variance since September 2017	(1.2%)	↓



ACTIVITY



Adjusted Scheduled Activity (UDA)		
Month	2018	2019
April	50	222
May	944	1,103
June	1,782	1,833
July	2,684	2,720
August	3,590	3,625
September	4,240	4,264
October	5,150	
November	6,050	
December	7,032	
January	7,901	
February	9,029	
March	9,964	
April	10,865	
May	10,881	
June	10,881	

QUALITY

	Quantity	Base Number	Contract	AT	Region	England
% of FP17s for the same patient ID Re-attending within 3 months - Children	22	469	4.7%	10.1%	12.2%	11.6%
% of FP17s for the same patient ID Re-attending within 3 months - Adults	392	2,238	17.5%	13.7%	15.8%	15.5%
% of FP17s for the same patient ID Re-attending between 3 & 9 months - Children	302	469	64.4%	61.7%	60.3%	58.8%
% of FP17s for the same patient ID Re-attending between 3 & 9 months - Adults	1,263	2,238	56.4%	55.5%	53.5%	51.1%
% of FP17s for Band 1 Urgent Courses	120	2,344	5.1%	8.2%	9.1%	9.0%
% of FP17s Relating to Free Repair or Replacements	20	2,344	0.9%	0.8%	1.0%	0.8%
% of FP17s Relating to Continuations	79	2,344	3.4%	1.0%	1.0%	0.9%
% of Patients satisfied with the dentistry they have received	3	3	N/A	92.3%	93.6%	93.3%
% of Patients satisfied with the time they had to wait for an appointment	3	3	N/A	88.3%	89.8%	88.9%

* This is based on patients treated on this contract for their most recent course of treatment. Figures in italics indicate the base number of FP17s or Patient Questionnaire responses are less than 100. N/A is shown where the base number of responses is less than 10 during the period. % is calculated as Quantity/Base number*100

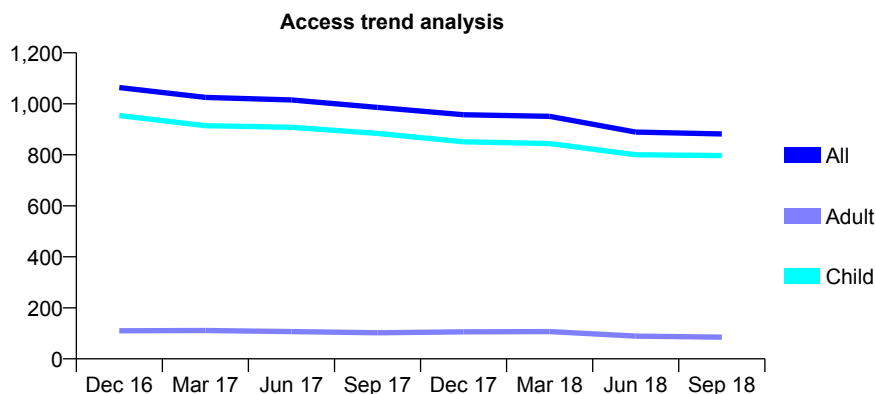
Q52 - Vital Signs At a Glance Contract Report for 237787/0001 - September 2018

Name or company name	MRS PK GREWAL
Contract type name	GDS Contract
Purpose of contract	General
Contract start date	01/04/2006
Contract end date	

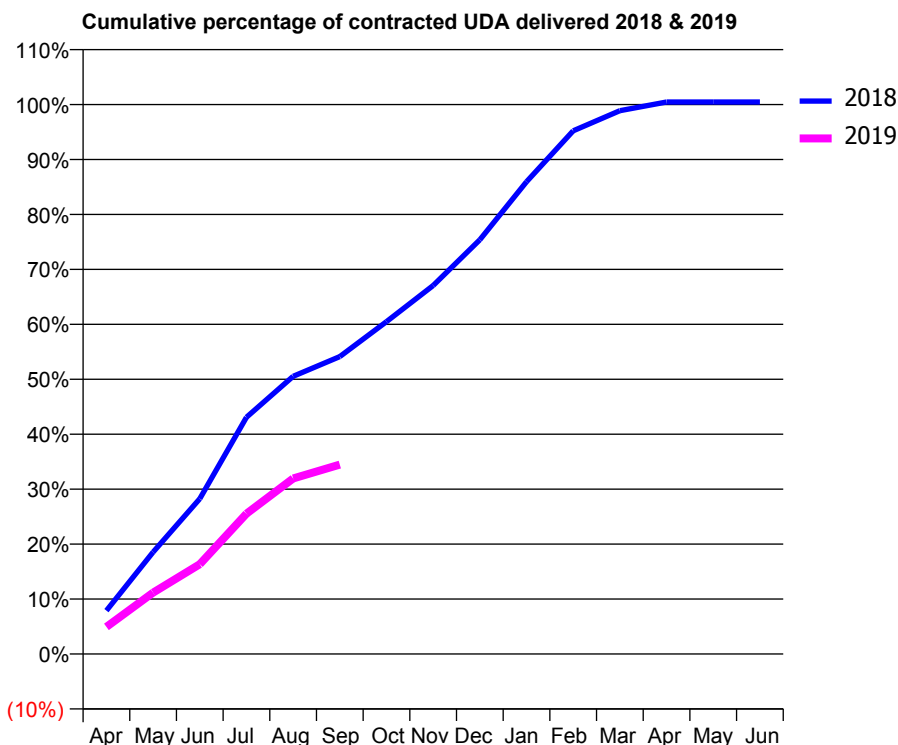
18/19 Contracted general activity (UDA)	1,790
Carry forward general activity (UDA)	0
18/19 Contracted orthodontic activity (UOA)	0
Carry forward orthodontic activity (UOA)	0
Baseline contract value	£39,763.14

ACCESS*

Patients seen in 24 months	Total	Change since previous quarter
Quarter ending September 2017	986	
Quarter ending December 2017	957	↓
Quarter ending March 2018	951	→
Quarter ending June 2018	889	↓
Quarter ending September 2018	882	→
Variance since September 2017	(10.5%)	↓



ACTIVITY



Month	Adjusted Scheduled Activity (UDA)	
	2018	2019
April	141	89
May	332	200
June	506	293
July	771	457
August	904	572
September	969	617
October	1,083	
November	1,200	
December	1,349	
January	1,538	
February	1,704	
March	1,770	
April	1,798	
May	1,798	
June	1,798	

QUALITY

	Quantity	Base Number	Contract	AT	Region	England
% of FP17s for the same patient ID Re-attending within 3 months - Children	28	524	5.3%	10.1%	12.2%	11.6%
% of FP17s for the same patient ID Re-attending within 3 months - Adults	1	19	5.3%	13.7%	15.8%	15.5%
% of FP17s for the same patient ID Re-attending between 3 & 9 months - Children	416	524	79.4%	61.7%	60.3%	58.8%
% of FP17s for the same patient ID Re-attending between 3 & 9 months - Adults	15	19	78.9%	55.5%	53.5%	51.1%
% of FP17s for Band 1 Urgent Courses	20	517	3.9%	8.2%	9.1%	9.0%
% of FP17s Relating to Free Repair or Replacements	0	517	0.0%	0.8%	1.0%	0.8%
% of FP17s Relating to Continuations	0	517	0.0%	1.0%	1.0%	0.9%
% of Patients satisfied with the dentistry they have received	0	0	N/A	92.3%	93.6%	93.3%
% of Patients satisfied with the time they had to wait for an appointment	0	0	N/A	88.3%	89.8%	88.9%

* This is based on patients treated on this contract for their most recent course of treatment. Figures in italics indicate the base number of FP17s or Patient Questionnaire responses are less than 100. N/A is shown where the base number of responses is less than 10 during the period. % is calculated as Quantity/Base number*100

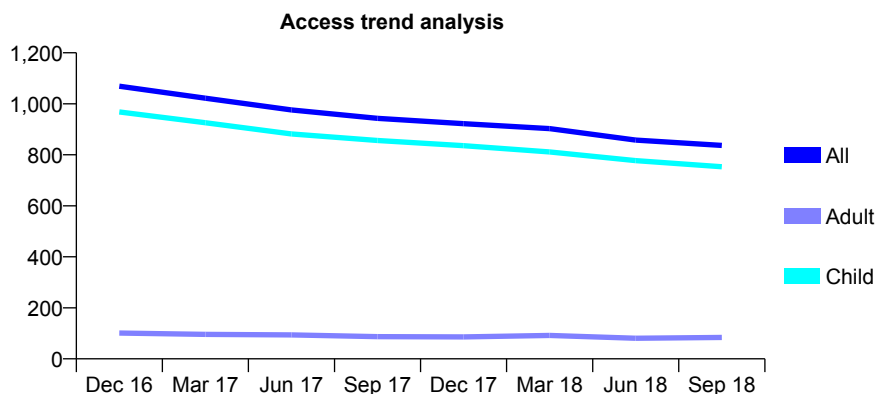
Q52 - Vital Signs At a Glance Contract Report for 239224/0001 - September 2018

Name or company name	MRS SJ JARDINE
Contract type name	GDS Contract
Purpose of contract	General
Contract start date	01/04/2006
Contract end date	

18/19 Contracted general activity (UDA)	2,200
Carry forward general activity (UDA)	0
18/19 Contracted orthodontic activity (UOA)	0
Carry forward orthodontic activity (UOA)	0
Baseline contract value	£47,469.31

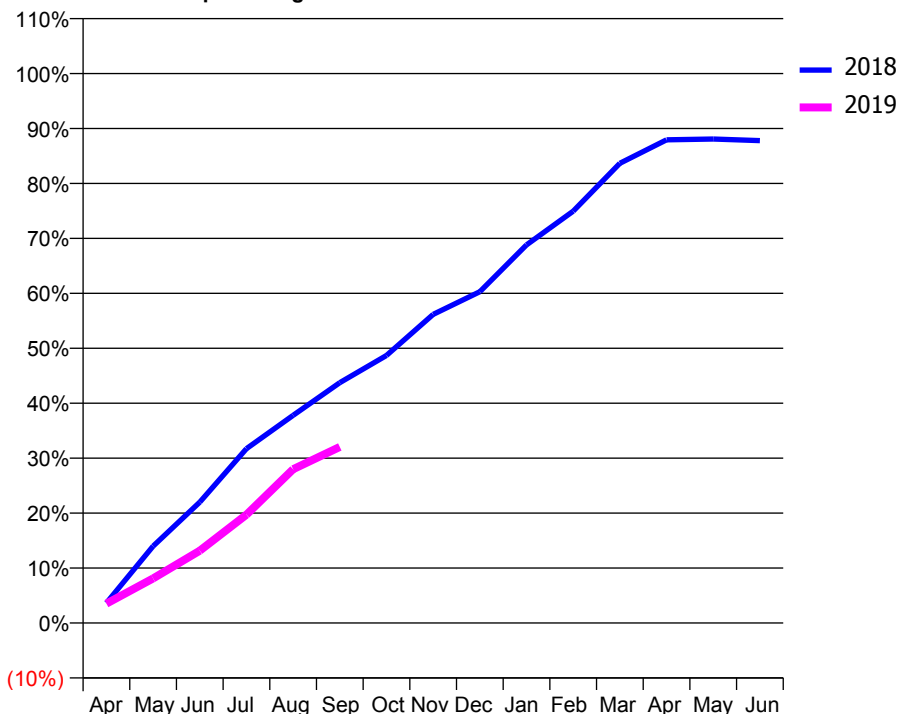
ACCESS*

Patients seen in 24 months	Total	Change since previous quarter
Quarter ending September 2017	943	
Quarter ending December 2017	922	↓
Quarter ending March 2018	903	↓
Quarter ending June 2018	858	↓
Quarter ending September 2018	837	↓
Variance since September 2017	(11.2%)	↓



ACTIVITY

Cumulative percentage of contracted UDA delivered 2018 & 2019



Adjusted Scheduled Activity (UDA)

Month	2018	2019
April	81	78
May	308	179
June	484	290
July	698	434
August	831	616
September	962	705
October	1,071	
November	1,235	
December	1,327	
January	1,514	
February	1,649	
March	1,841	
April	1,935	
May	1,938	
June	1,931	

QUALITY

	Quantity	Base Number	Contract	AT	Region	England
% of FP17s for the same patient ID Re-attending within 3 months - Children	67	644	10.4%	10.1%	12.2%	11.6%
% of FP17s for the same patient ID Re-attending within 3 months - Adults	0	0	N/A	13.7%	15.8%	15.5%
% of FP17s for the same patient ID Re-attending between 3 & 9 months - Children	472	644	73.3%	61.7%	60.3%	58.8%
% of FP17s for the same patient ID Re-attending between 3 & 9 months - Adults	0	0	N/A	55.5%	53.5%	51.1%
% of FP17s for Band 1 Urgent Courses	15	570	2.6%	8.2%	9.1%	9.0%
% of FP17s Relating to Free Repair or Replacements	0	570	0.0%	0.8%	1.0%	0.8%
% of FP17s Relating to Continuations	0	570	0.0%	1.0%	1.0%	0.9%
% of Patients satisfied with the dentistry they have received	0	0	N/A	92.3%	93.6%	93.3%
% of Patients satisfied with the time they had to wait for an appointment	0	0	N/A	88.3%	89.8%	88.9%

* This is based on patients treated on this contract for their most recent course of treatment. Figures in italics indicate the base number of FP17s or Patient Questionnaire responses are less than 100. N/A is shown where the base number of responses is less than 10 during the period. % is calculated as Quantity/Base number*100

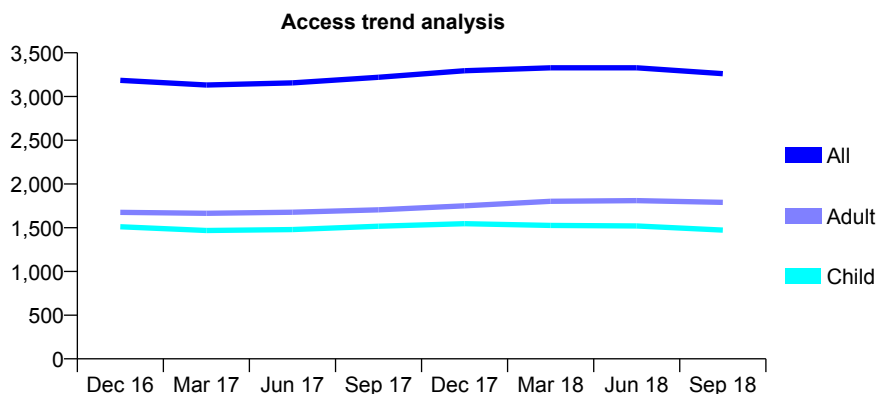
Q52 - Vital Signs At a Glance Contract Report for 250619/0001 - September 2018

Name or company name	MR SH BASHIR
Contract type name	PDS Contract
Purpose of contract	General
Contract start date	01/04/2006
Contract end date	31/03/2021

18/19 Contracted general activity (UDA)	8,413
Carry forward general activity (UDA)	0
18/19 Contracted orthodontic activity (UOA)	0
Carry forward orthodontic activity (UOA)	0
Baseline contract value	£225,721.13

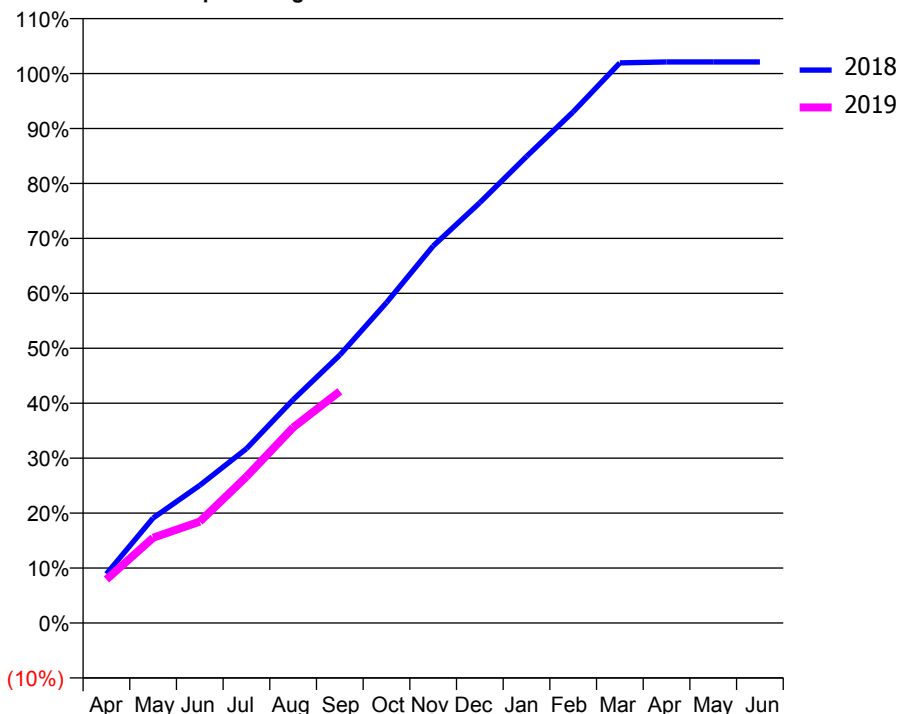
ACCESS*

Patients seen in 24 months	Total	Change since previous quarter
Quarter ending September 2017	3,220	
Quarter ending December 2017	3,295	↑
Quarter ending March 2018	3,328	→
Quarter ending June 2018	3,328	→
Quarter ending September 2018	3,262	↓
Variance since September 2017	1.3%	→



ACTIVITY

Cumulative percentage of contracted UDA delivered 2018 & 2019



Adjusted Scheduled Activity (UDA)		
Month	2018	2019
April	753	666
May	1,608	1,305
June	2,107	1,553
July	2,669	2,240
August	3,418	2,993
September	4,102	3,548
October	4,905	
November	5,772	
December	6,436	
January	7,143	
February	7,827	
March	8,575	
April	8,590	
May	8,590	
June	8,590	

QUALITY

	Quantity	Base Number	Contract	AT	Region	England
% of FP17s for the same patient ID Re-attending within 3 months - Children	25	1,177	2.1%	10.1%	12.2%	11.6%
% of FP17s for the same patient ID Re-attending within 3 months - Adults	113	1,165	9.7%	13.7%	15.8%	15.5%
% of FP17s for the same patient ID Re-attending between 3 & 9 months - Children	912	1,177	77.5%	61.7%	60.3%	58.8%
% of FP17s for the same patient ID Re-attending between 3 & 9 months - Adults	778	1,165	66.8%	55.5%	53.5%	51.1%
% of FP17s for Band 1 Urgent Courses	54	2,329	2.3%	8.2%	9.1%	9.0%
% of FP17s Relating to Free Repair or Replacements	8	2,329	0.3%	0.8%	1.0%	0.8%
% of FP17s Relating to Continuations	2	2,329	0.1%	1.0%	1.0%	0.9%
% of Patients satisfied with the dentistry they have received	0	0	N/A	92.3%	93.6%	93.3%
% of Patients satisfied with the time they had to wait for an appointment	0	0	N/A	88.3%	89.8%	88.9%

* This is based on patients treated on this contract for their most recent course of treatment. Figures in italics indicate the base number of FP17s or Patient Questionnaire responses are less than 100. N/A is shown where the base number of responses is less than 10 during the period. % is calculated as Quantity/Base number*100

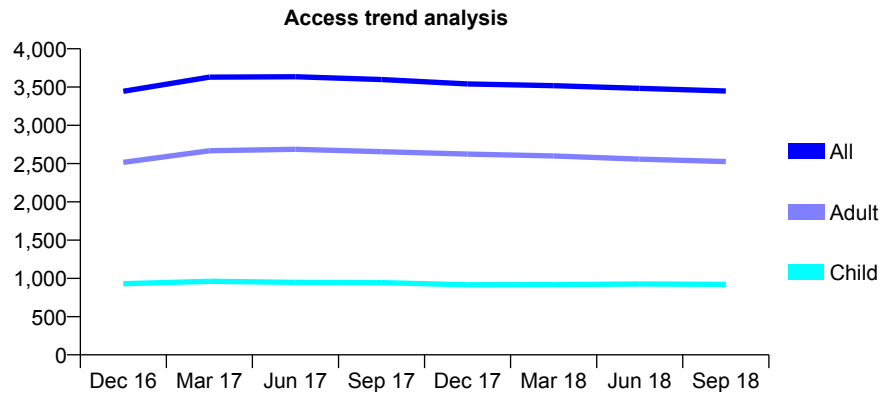
Q52 - Vital Signs At a Glance Contract Report for 263095/0001 - September 2018

Name or company name	MISS F SHAKOOR
Contract type name	GDS Contract
Purpose of contract	General
Contract start date	01/05/2012
Contract end date	

18/19 Contracted general activity (UDA)	11,600
Carry forward general activity (UDA)	0
18/19 Contracted orthodontic activity (UOA)	0
Carry forward orthodontic activity (UOA)	0
Baseline contract value	£368,921.62

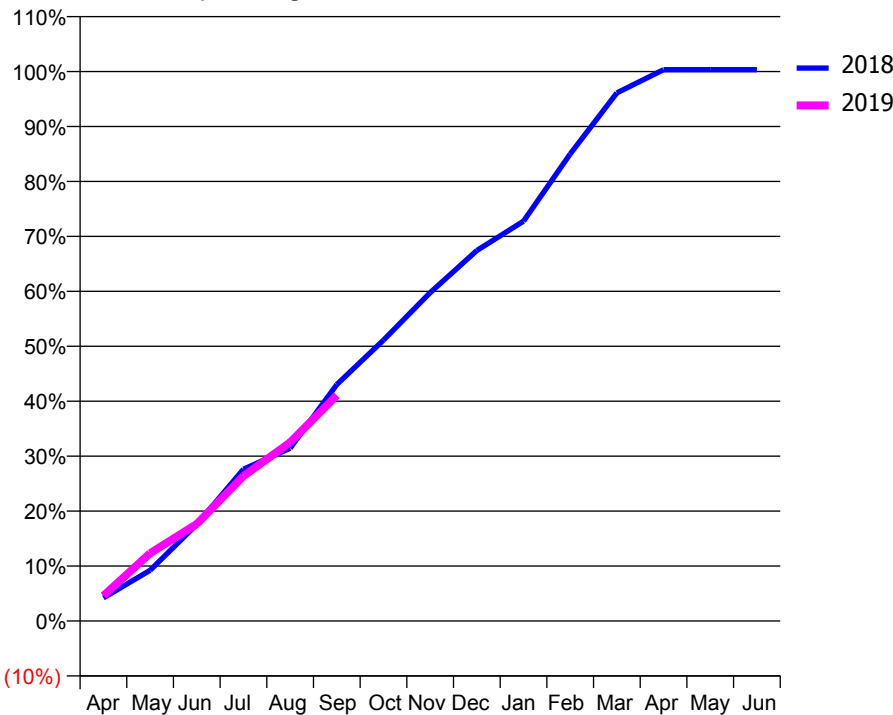
ACCESS*

Patients seen in 24 months	Total	Change since previous quarter
Quarter ending September 2017	3,598	
Quarter ending December 2017	3,540	↓
Quarter ending March 2018	3,518	→
Quarter ending June 2018	3,484	→
Quarter ending September 2018	3,449	↓
Variance since September 2017	(4.1%)	↓



ACTIVITY

Cumulative percentage of contracted UDA delivered 2018 & 2019



Month	Adjusted Scheduled Activity (UDA)	
	2018	2019
April	488	534
May	1,071	1,432
June	2,040	2,048
July	3,206	3,061
August	3,646	3,769
September	4,992	4,764
October	5,930	
November	6,931	
December	7,820	
January	8,442	
February	9,860	
March	11,148	
April	11,639	
May	11,639	
June	11,639	

QUALITY

	Quantity	Base Number	Contract	AT	Region	England
% of FP17s for the same patient ID Re-attending within 3 months - Children	21	703	3.0%	10.1%	12.2%	11.6%
% of FP17s for the same patient ID Re-attending within 3 months - Adults	210	1,945	10.8%	13.7%	15.8%	15.5%
% of FP17s for the same patient ID Re-attending between 3 & 9 months - Children	484	703	68.8%	61.7%	60.3%	58.8%
% of FP17s for the same patient ID Re-attending between 3 & 9 months - Adults	1,435	1,945	73.8%	55.5%	53.5%	51.1%
% of FP17s for Band 1 Urgent Courses	72	2,489	2.9%	8.2%	9.1%	9.0%
% of FP17s Relating to Free Repair or Replacements	19	2,489	0.8%	0.8%	1.0%	0.8%
% of FP17s Relating to Continuations	27	2,489	1.1%	1.0%	1.0%	0.9%
% of Patients satisfied with the dentistry they have received	0	1	N/A	92.3%	93.6%	93.3%
% of Patients satisfied with the time they had to wait for an appointment	0	1	N/A	88.3%	89.8%	88.9%

* This is based on patients treated on this contract for their most recent course of treatment. Figures in italics indicate the base number of FP17s or Patient Questionnaire responses are less than 100. N/A is shown where the base number of responses is less than 10 during the period. % is calculated as Quantity/Base number*100

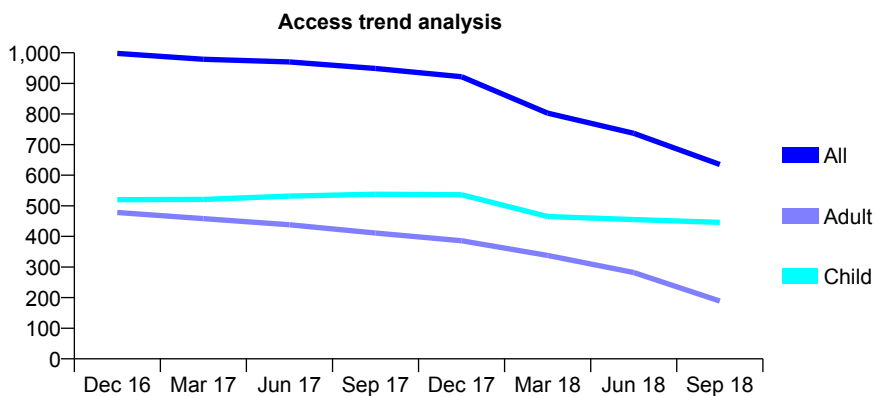
Q52 - Vital Signs At a Glance Contract Report for 269794/0001 - September 2018

Name or company name	MR MP BROWN
Contract type name	GDS Contract
Purpose of contract	General
Contract start date	02/02/2009
Contract end date	

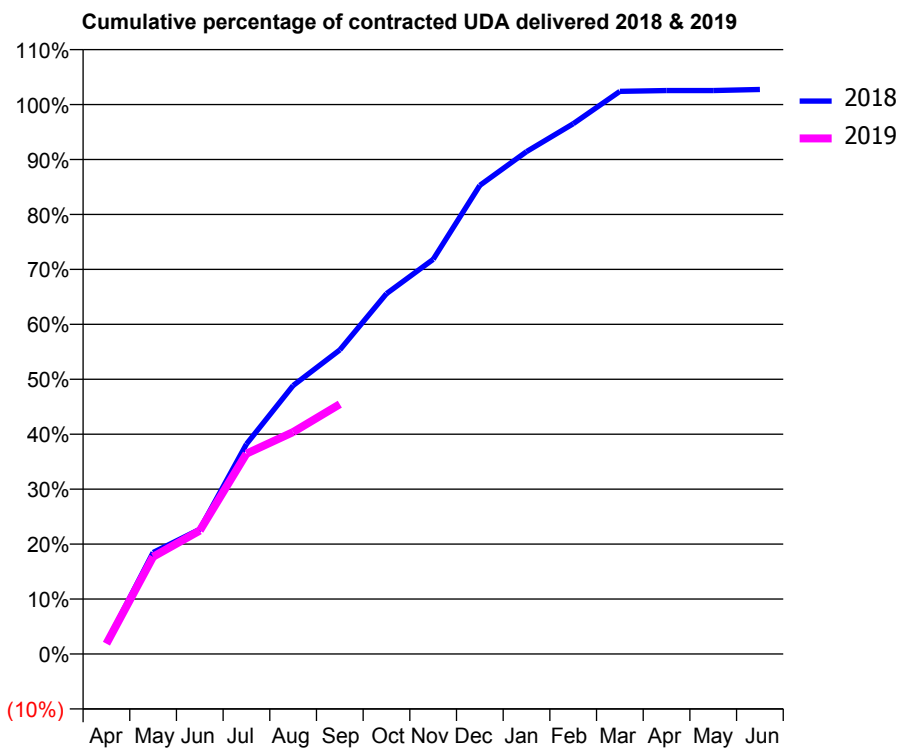
18/19 Contracted general activity (UDA)	1,436
Carry forward general activity (UDA)	0
18/19 Contracted orthodontic activity (UOA)	0
Carry forward orthodontic activity (UOA)	0
Baseline contract value	£48,983.70

ACCESS*

Patients seen in 24 months	Total	Change since previous quarter
Quarter ending September 2017	949	
Quarter ending December 2017	922	↓
Quarter ending March 2018	803	↓
Quarter ending June 2018	737	↓
Quarter ending September 2018	635	↓
Variance since September 2017	(33.1%)	↓



ACTIVITY



Adjusted Scheduled Activity (UDA)		
Month	2018	2019
April	29	27
May	265	254
June	326	322
July	549	524
August	702	580
September	795	653
October	942	
November	1,031	
December	1,225	
January	1,313	
February	1,386	
March	1,470	
April	1,472	
May	1,472	
June	1,475	

QUALITY

	Quantity	Base Number	Contract	AT	Region	England
% of FP17s for the same patient ID Re-attending within 3 months - Children	25	390	6.4%	10.1%	12.2%	11.6%
% of FP17s for the same patient ID Re-attending within 3 months - Adults	3	68	4.4%	13.7%	15.8%	15.5%
% of FP17s for the same patient ID Re-attending between 3 & 9 months - Children	261	390	66.9%	61.7%	60.3%	58.8%
% of FP17s for the same patient ID Re-attending between 3 & 9 months - Adults	47	68	69.1%	55.5%	53.5%	51.1%
% of FP17s for Band 1 Urgent Courses	20	455	4.4%	8.2%	9.1%	9.0%
% of FP17s Relating to Free Repair or Replacements	0	455	0.0%	0.8%	1.0%	0.8%
% of FP17s Relating to Continuations	3	455	0.7%	1.0%	1.0%	0.9%
% of Patients satisfied with the dentistry they have received	1	1	N/A	92.3%	93.6%	93.3%
% of Patients satisfied with the time they had to wait for an appointment	1	1	N/A	88.3%	89.8%	88.9%

* This is based on patients treated on this contract for their most recent course of treatment. Figures in italics indicate the base number of FP17s or Patient Questionnaire responses are less than 100. N/A is shown where the base number of responses is less than 10 during the period. % is calculated as Quantity/Base number*100

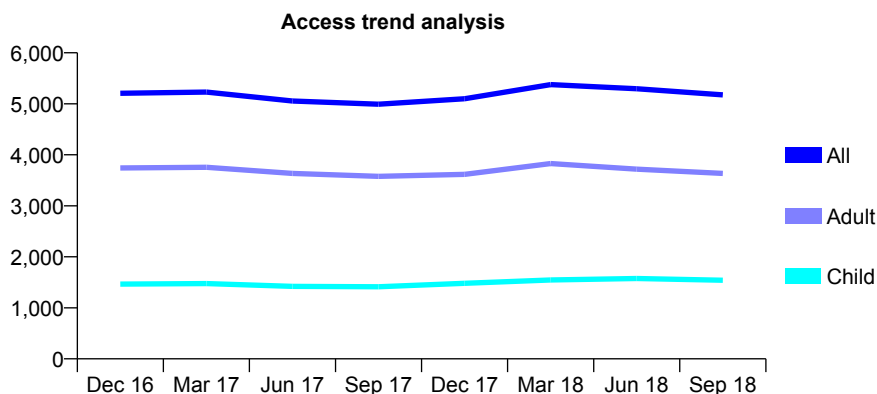
Q52 - Vital Signs At a Glance Contract Report for 269883/0002 - September 2018

Name or company name	MR MA MANZOOR
Contract type name	GDS Contract
Purpose of contract	General
Contract start date	01/12/2012
Contract end date	

18/19 Contracted general activity (UDA)	17,225
Carry forward general activity (UDA)	0
18/19 Contracted orthodontic activity (UOA)	0
Carry forward orthodontic activity (UOA)	0
Baseline contract value	£468,490.39

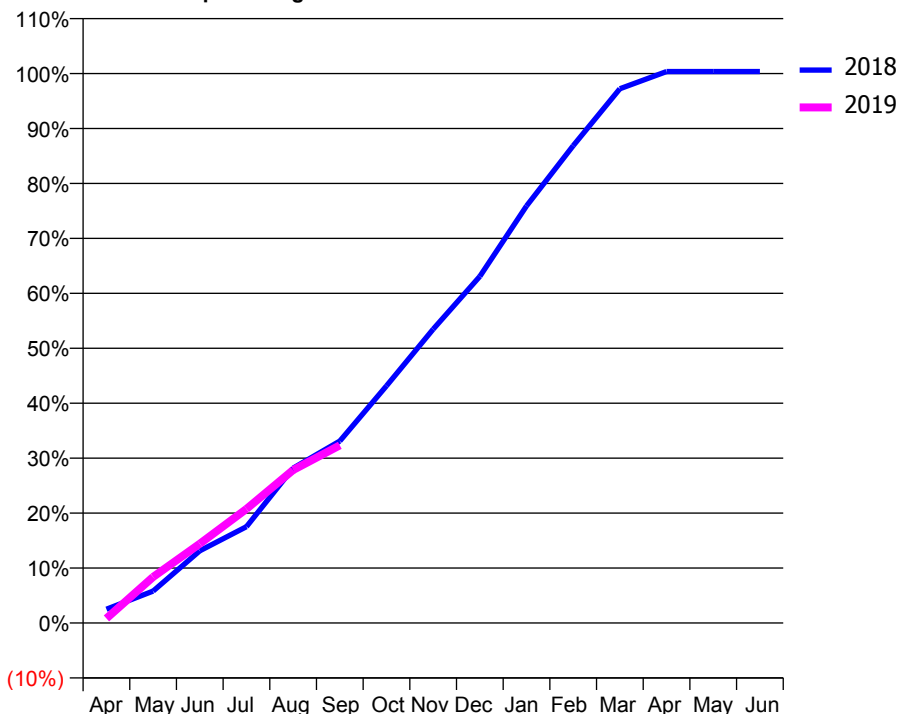
ACCESS*

Patients seen in 24 months	Total	Change since previous quarter
Quarter ending September 2017	4,993	
Quarter ending December 2017	5,099	↑
Quarter ending March 2018	5,377	↑
Quarter ending June 2018	5,296	↓
Quarter ending September 2018	5,176	↓
Variance since September 2017	3.7%	↑



ACTIVITY

Cumulative percentage of contracted UDA delivered 2018 & 2019



Month	Adjusted Scheduled Activity (UDA)	
	2018	2019
April	432	143
May	1,002	1,444
June	2,262	2,485
July	3,020	3,578
August	4,855	4,795
September	5,704	5,568
October	7,432	
November	9,211	
December	10,867	
January	13,074	
February	14,960	
March	16,747	
April	17,286	
May	17,287	
June	17,287	

QUALITY

	Quantity	Base Number	Contract	AT	Region	England
% of FP17s for the same patient ID Re-attending within 3 months - Children	77	1,059	7.3%	10.1%	12.2%	11.6%
% of FP17s for the same patient ID Re-attending within 3 months - Adults	273	2,203	12.4%	13.7%	15.8%	15.5%
% of FP17s for the same patient ID Re-attending between 3 & 9 months - Children	684	1,059	64.6%	61.7%	60.3%	58.8%
% of FP17s for the same patient ID Re-attending between 3 & 9 months - Adults	1,500	2,203	68.1%	55.5%	53.5%	51.1%
% of FP17s for Band 1 Urgent Courses	166	3,022	5.5%	8.2%	9.1%	9.0%
% of FP17s Relating to Free Repair or Replacements	24	3,022	0.8%	0.8%	1.0%	0.8%
% of FP17s Relating to Continuations	3	3,022	0.1%	1.0%	1.0%	0.9%
% of Patients satisfied with the dentistry they have received	0	1	N/A	92.3%	93.6%	93.3%
% of Patients satisfied with the time they had to wait for an appointment	0	1	N/A	88.3%	89.8%	88.9%

* This is based on patients treated on this contract for their most recent course of treatment. Figures in italics indicate the base number of FP17s or Patient Questionnaire responses are less than 100. N/A is shown where the base number of responses is less than 10 during the period. % is calculated as Quantity/Base number*100

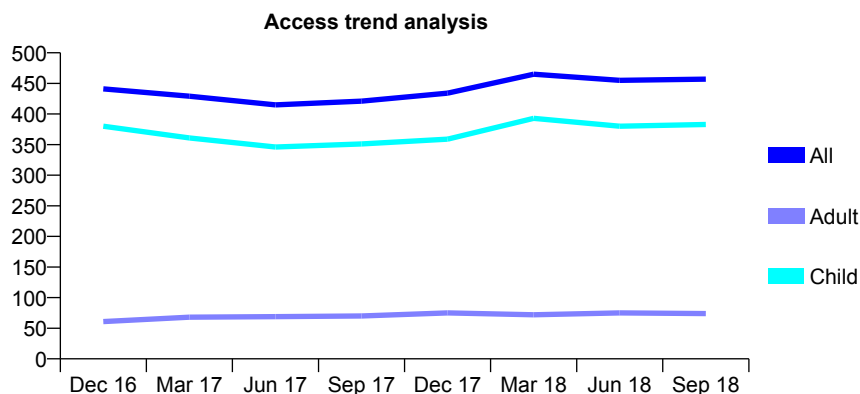
Q52 - Vital Signs At a Glance Contract Report for 271209/0001 - September 2018

Name or company name	MR PJ MOORE
Contract type name	GDS Contract
Purpose of contract	General
Contract start date	15/09/2006
Contract end date	

18/19 Contracted general activity (UDA)	806
Carry forward general activity (UDA)	0
18/19 Contracted orthodontic activity (UOA)	0
Carry forward orthodontic activity (UOA)	0
Baseline contract value	£24,257.90

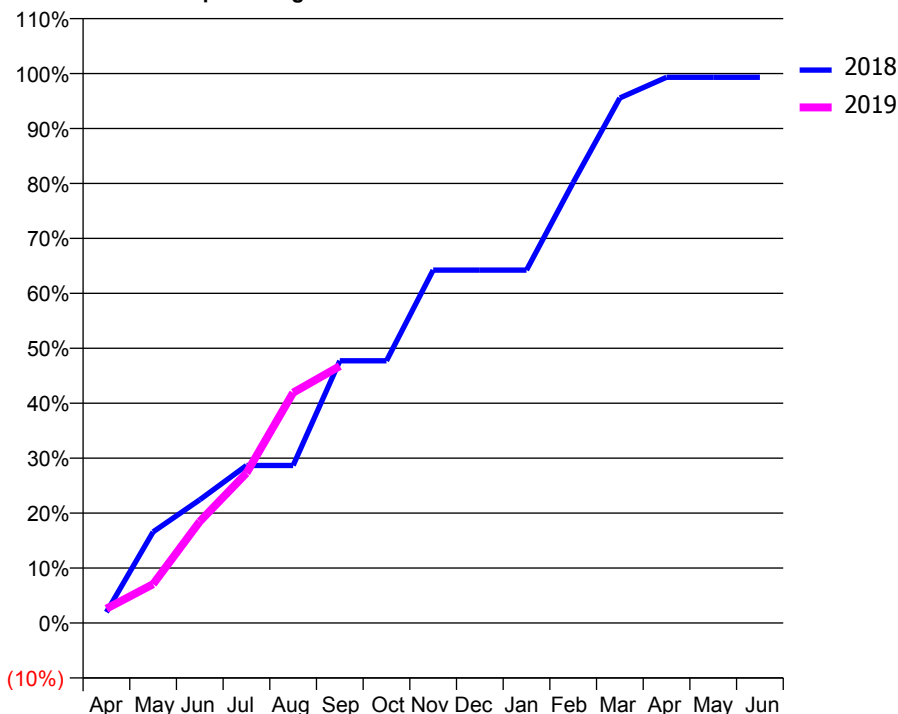
ACCESS*

Patients seen in 24 months	Total	Change since previous quarter
Quarter ending September 2017	421	
Quarter ending December 2017	434	↑
Quarter ending March 2018	465	↑
Quarter ending June 2018	455	↓
Quarter ending September 2018	457	→
Variance since September 2017	8.6%	↑



ACTIVITY

Cumulative percentage of contracted UDA delivered 2018 & 2019



Adjusted Scheduled Activity (UDA)

Month	2018	2019
April	16	21
May	134	57
June	181	149
July	231	220
August	231	338
September	385	377
October	385	
November	518	
December	518	
January	518	
February	646	
March	770	
April	800	
May	800	
June	800	

QUALITY

	Quantity	Base Number	Contract	AT	Region	England
% of FP17s for the same patient ID Re-attending within 3 months - Children	18	295	6.1%	10.1%	12.2%	11.6%
% of FP17s for the same patient ID Re-attending within 3 months - Adults	1	26	3.8%	13.7%	15.8%	15.5%
% of FP17s for the same patient ID Re-attending between 3 & 9 months - Children	114	295	38.6%	61.7%	60.3%	58.8%
% of FP17s for the same patient ID Re-attending between 3 & 9 months - Adults	11	26	42.3%	55.5%	53.5%	51.1%
% of FP17s for Band 1 Urgent Courses	14	293	4.8%	8.2%	9.1%	9.0%
% of FP17s Relating to Free Repair or Replacements	0	293	0.0%	0.8%	1.0%	0.8%
% of FP17s Relating to Continuations	0	293	0.0%	1.0%	1.0%	0.9%
% of Patients satisfied with the dentistry they have received	0	0	N/A	92.3%	93.6%	93.3%
% of Patients satisfied with the time they had to wait for an appointment	0	0	N/A	88.3%	89.8%	88.9%

* This is based on patients treated on this contract for their most recent course of treatment. Figures in italics indicate the base number of FP17s or Patient Questionnaire responses are less than 100. N/A is shown where the base number of responses is less than 10 during the period. % is calculated as Quantity/Base number*100

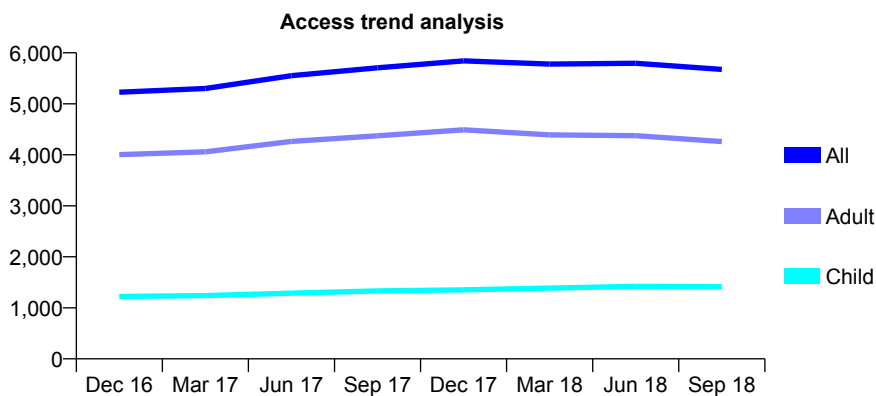
Q52 - Vital Signs At a Glance Contract Report for 305359/0001 - September 2018

Name or company name	Whingate Dental Care
Contract type name	GDS Contract
Purpose of contract	General
Contract start date	01/04/2006
Contract end date	

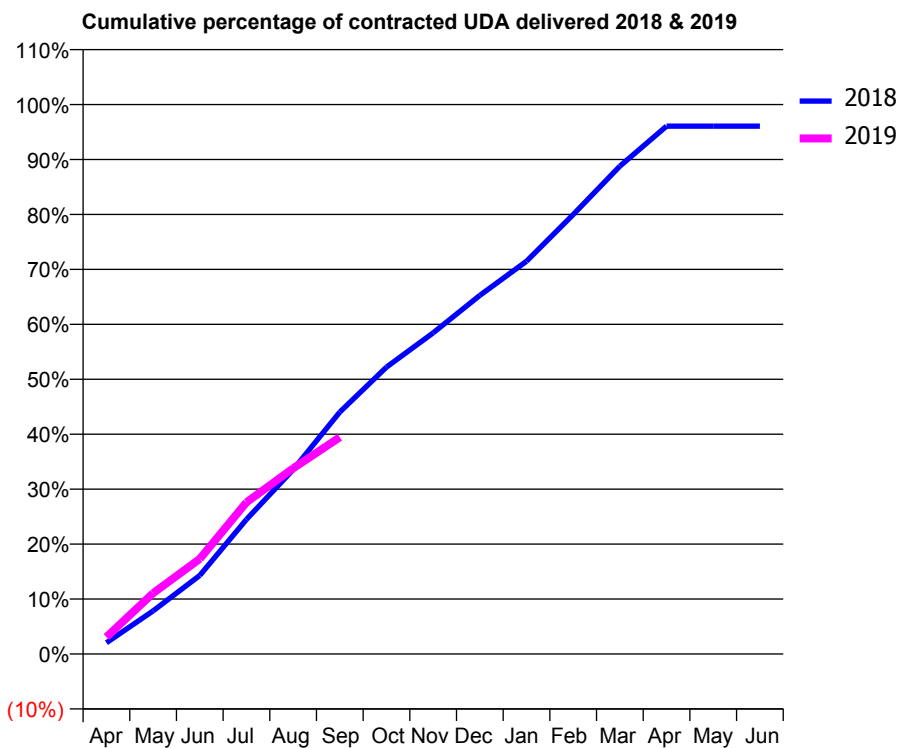
18/19 Contracted general activity (UDA)	19,060
Carry forward general activity (UDA)	0
18/19 Contracted orthodontic activity (UOA)	0
Carry forward orthodontic activity (UOA)	0
Baseline contract value	£548,445.14

ACCESS*

Patients seen in 24 months	Total	Change since previous quarter
Quarter ending September 2017	5,705	
Quarter ending December 2017	5,841	↑
Quarter ending March 2018	5,780	↓
Quarter ending June 2018	5,796	→
Quarter ending September 2018	5,674	↓
Variance since September 2017	(0.5%)	→



ACTIVITY



Month	Adjusted Scheduled Activity (UDA)	
	2018	2019
April	393	590
May	1,494	2,110
June	2,728	3,301
July	4,669	5,263
August	6,393	6,443
September	8,390	7,519
October	9,953	
November	11,140	
December	12,441	
January	13,623	
February	15,241	
March	16,924	
April	18,309	
May	18,309	
June	18,309	

QUALITY

	Quantity	Base Number	Contract	AT	Region	England
% of FP17s for the same patient ID Re-attending within 3 months - Children	101	1,068	9.5%	10.1%	12.2%	11.6%
% of FP17s for the same patient ID Re-attending within 3 months - Adults	386	2,829	13.6%	13.7%	15.8%	15.5%
% of FP17s for the same patient ID Re-attending between 3 & 9 months - Children	562	1,068	52.6%	61.7%	60.3%	58.8%
% of FP17s for the same patient ID Re-attending between 3 & 9 months - Adults	1,509	2,829	53.3%	55.5%	53.5%	51.1%
% of FP17s for Band 1 Urgent Courses	200	3,362	5.9%	8.2%	9.1%	9.0%
% of FP17s Relating to Free Repair or Replacements	43	3,362	1.3%	0.8%	1.0%	0.8%
% of FP17s Relating to Continuations	94	3,362	2.8%	1.0%	1.0%	0.9%
% of Patients satisfied with the dentistry they have received	8	8	N/A	92.3%	93.6%	93.3%
% of Patients satisfied with the time they had to wait for an appointment	7	8	N/A	88.3%	89.8%	88.9%

* This is based on patients treated on this contract for their most recent course of treatment. Figures in italics indicate the base number of FP17s or Patient Questionnaire responses are less than 100. N/A is shown where the base number of responses is less than 10 during the period. % is calculated as Quantity/Base number*100

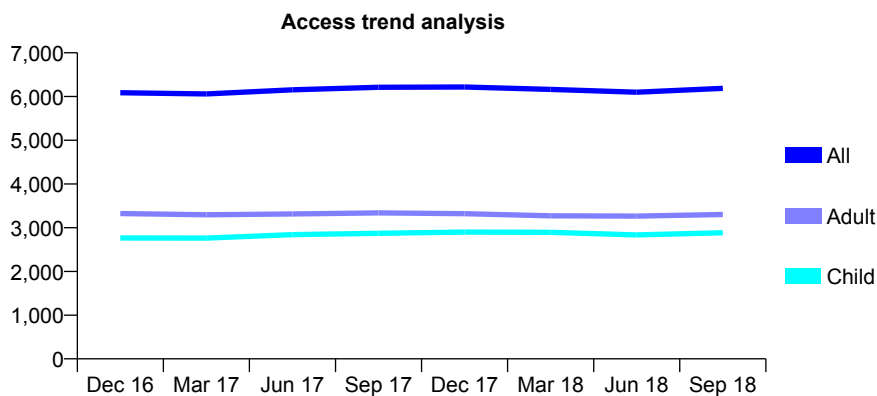
Q52 - Vital Signs At a Glance Contract Report for 306231/0003 - September 2018

Name or company name	MR KS HUNJAN
Contract type name	PDS Contract
Purpose of contract	General
Contract start date	01/04/2006
Contract end date	31/03/2021

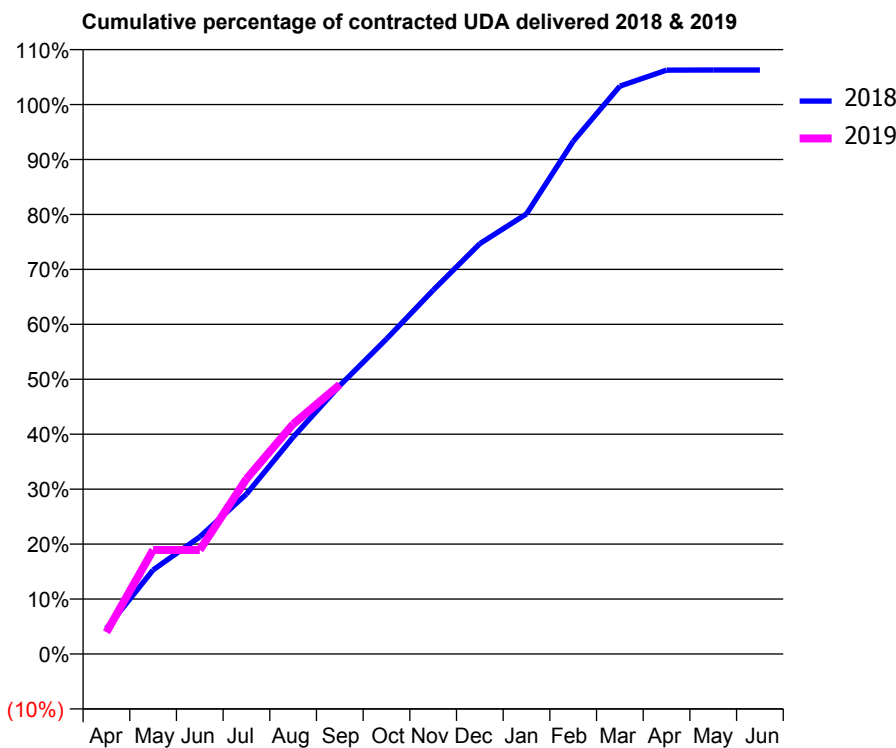
18/19 Contracted general activity (UDA)	15,382
Carry forward general activity (UDA)	0
18/19 Contracted orthodontic activity (UOA)	0
Carry forward orthodontic activity (UOA)	0
Baseline contract value	£542,030.85

ACCESS*

Patients seen in 24 months	Total	Change since previous quarter
Quarter ending September 2017	6,212	
Quarter ending December 2017	6,219	→
Quarter ending March 2018	6,162	→
Quarter ending June 2018	6,099	↓
Quarter ending September 2018	6,186	→
Variance since September 2017	(0.4%)	→



ACTIVITY



Adjusted Scheduled Activity (UDA)		
Month	2018	2019
April	720	610
May	2,354	2,913
June	3,279	2,913
July	4,476	4,901
August	6,070	6,437
September	7,517	7,540
October	8,818	
November	10,186	
December	11,486	
January	12,320	
February	14,350	
March	15,895	
April	16,343	
May	16,349	
June	16,349	

QUALITY

	Quantity	Base Number	Contract	AT	Region	England
% of FP17s for the same patient ID Re-attending within 3 months - Children	64	2,339	2.7%	10.1%	12.2%	11.6%
% of FP17s for the same patient ID Re-attending within 3 months - Adults	193	2,506	7.7%	13.7%	15.8%	15.5%
% of FP17s for the same patient ID Re-attending between 3 & 9 months - Children	1,624	2,339	69.4%	61.7%	60.3%	58.8%
% of FP17s for the same patient ID Re-attending between 3 & 9 months - Adults	1,497	2,506	59.7%	55.5%	53.5%	51.1%
% of FP17s for Band 1 Urgent Courses	184	4,535	4.1%	8.2%	9.1%	9.0%
% of FP17s Relating to Free Repair or Replacements	9	4,535	0.2%	0.8%	1.0%	0.8%
% of FP17s Relating to Continuations	28	4,535	0.6%	1.0%	1.0%	0.9%
% of Patients satisfied with the dentistry they have received	2	2	N/A	92.3%	93.6%	93.3%
% of Patients satisfied with the time they had to wait for an appointment	2	2	N/A	88.3%	89.8%	88.9%

* This is based on patients treated on this contract for their most recent course of treatment. Figures in italics indicate the base number of FP17s or Patient Questionnaire responses are less than 100. N/A is shown where the base number of responses is less than 10 during the period. % is calculated as Quantity/Base number*100

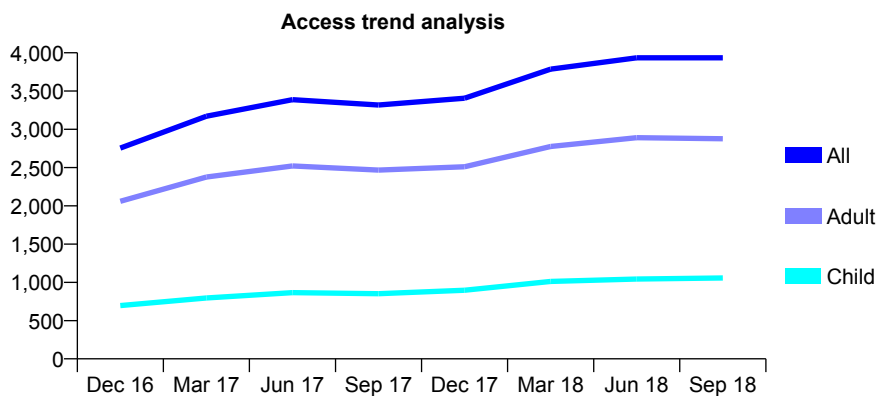
Q52 - Vital Signs At a Glance Contract Report for 318760/0001 - September 2018

Name or company name	MR A HUSSAIN
Contract type name	GDS Contract
Purpose of contract	General
Contract start date	01/04/2006
Contract end date	

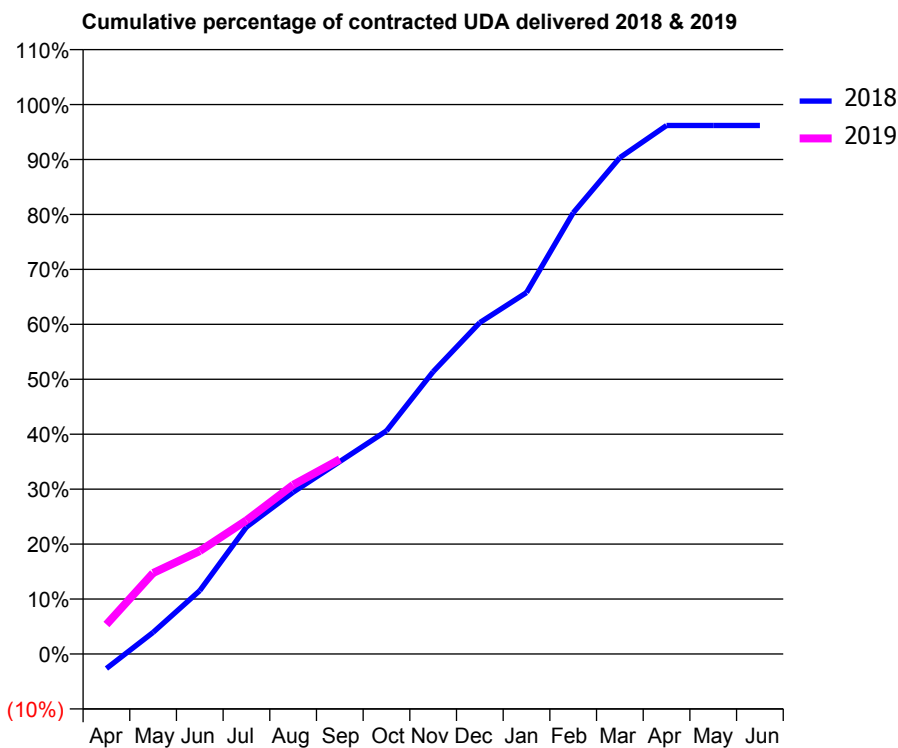
18/19 Contracted general activity (UDA)	11,280
Carry forward general activity (UDA)	0
18/19 Contracted orthodontic activity (UOA)	0
Carry forward orthodontic activity (UOA)	0
Baseline contract value	£362,184.82

ACCESS*

Patients seen in 24 months	Total	Change since previous quarter
Quarter ending September 2017	3,318	
Quarter ending December 2017	3,406	↑
Quarter ending March 2018	3,787	↑
Quarter ending June 2018	3,934	↑
Quarter ending September 2018	3,934	→
Variance since September 2017	18.6%	↑



ACTIVITY



Month	Adjusted Scheduled Activity (UDA)	
	2018	2019
April	-299	605
May	444	1,663
June	1,302	2,116
July	2,608	2,744
August	3,321	3,473
September	3,952	3,994
October	4,581	
November	5,797	
December	6,804	
January	7,421	
February	9,056	
March	10,190	
April	10,848	
May	10,848	
June	10,848	

QUALITY

	Quantity	Base Number	Contract	AT	Region	England
% of FP17s for the same patient ID Re-attending within 3 months - Children	51	632	8.1%	10.1%	12.2%	11.6%
% of FP17s for the same patient ID Re-attending within 3 months - Adults	227	1,724	13.2%	13.7%	15.8%	15.5%
% of FP17s for the same patient ID Re-attending between 3 & 9 months - Children	387	632	61.2%	61.7%	60.3%	58.8%
% of FP17s for the same patient ID Re-attending between 3 & 9 months - Adults	1,027	1,724	59.6%	55.5%	53.5%	51.1%
% of FP17s for Band 1 Urgent Courses	250	2,132	11.7%	8.2%	9.1%	9.0%
% of FP17s Relating to Free Repair or Replacements	28	2,132	1.3%	0.8%	1.0%	0.8%
% of FP17s Relating to Continuations	20	2,132	0.9%	1.0%	1.0%	0.9%
% of Patients satisfied with the dentistry they have received	1	2	N/A	92.3%	93.6%	93.3%
% of Patients satisfied with the time they had to wait for an appointment	1	2	N/A	88.3%	89.8%	88.9%

* This is based on patients treated on this contract for their most recent course of treatment. Figures in italics indicate the base number of FP17s or Patient Questionnaire responses are less than 100. N/A is shown where the base number of responses is less than 10 during the period. % is calculated as Quantity/Base number*100

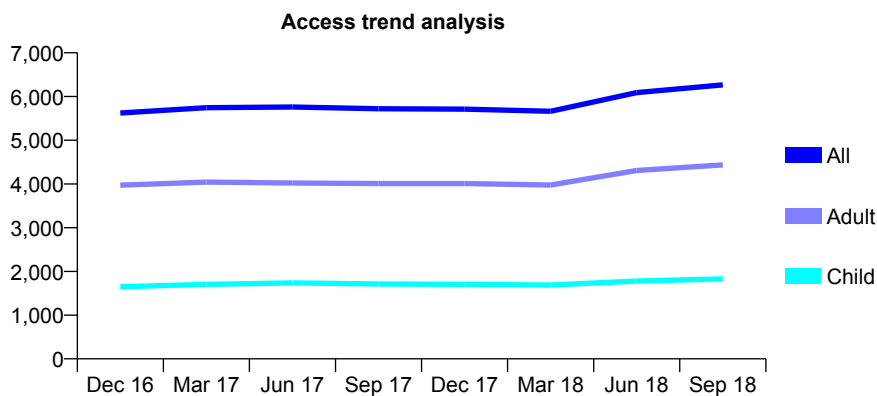
Q52 - Vital Signs At a Glance Contract Report for 318809/0001 - September 2018

Name or company name	Marker & Associates Dental Practice
Contract type name	GDS Contract
Purpose of contract	General
Contract start date	01/04/2006
Contract end date	

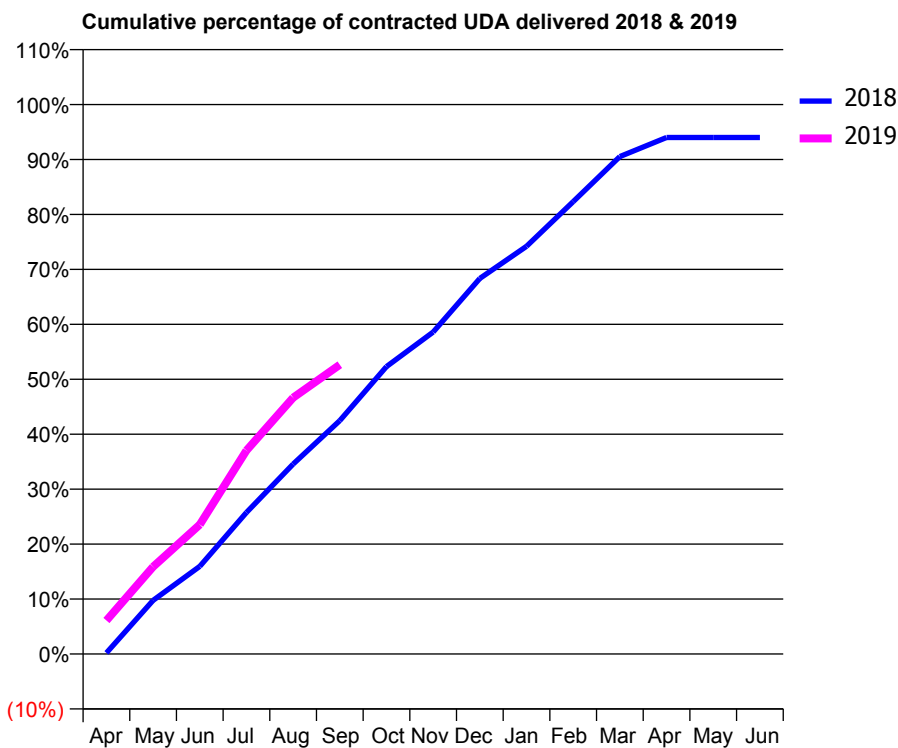
18/19 Contracted general activity (UDA)	19,000
Carry forward general activity (UDA)	0
18/19 Contracted orthodontic activity (UOA)	0
Carry forward orthodontic activity (UOA)	0
Baseline contract value	£603,208.90

ACCESS*

Patients seen in 24 months	Total	Change since previous quarter
Quarter ending September 2017	5,722	
Quarter ending December 2017	5,712	→
Quarter ending March 2018	5,662	→
Quarter ending June 2018	6,090	↑
Quarter ending September 2018	6,265	↑
Variance since September 2017	9.5%	↑



ACTIVITY



Month	Adjusted Scheduled Activity (UDA)	
	2018	2019
April	38	1,159
May	1,855	3,019
June	3,030	4,476
July	4,894	7,037
August	6,570	8,862
September	8,072	10,002
October	9,938	
November	11,135	
December	12,987	
January	14,099	
February	15,641	
March	17,198	
April	17,860	
May	17,860	
June	17,860	

QUALITY

	Quantity	Base Number	Contract	AT	Region	England
% of FP17s for the same patient ID Re-attending within 3 months - Children	152	1,646	9.2%	10.1%	12.2%	11.6%
% of FP17s for the same patient ID Re-attending within 3 months - Adults	547	3,764	14.5%	13.7%	15.8%	15.5%
% of FP17s for the same patient ID Re-attending between 3 & 9 months - Children	1,000	1,646	60.8%	61.7%	60.3%	58.8%
% of FP17s for the same patient ID Re-attending between 3 & 9 months - Adults	2,097	3,764	55.7%	55.5%	53.5%	51.1%
% of FP17s for Band 1 Urgent Courses	329	5,068	6.5%	8.2%	9.1%	9.0%
% of FP17s Relating to Free Repair or Replacements	48	5,068	0.9%	0.8%	1.0%	0.8%
% of FP17s Relating to Continuations	47	5,068	0.9%	1.0%	1.0%	0.9%
% of Patients satisfied with the dentistry they have received	1	2	N/A	92.3%	93.6%	93.3%
% of Patients satisfied with the time they had to wait for an appointment	2	2	N/A	88.3%	89.8%	88.9%

* This is based on patients treated on this contract for their most recent course of treatment. Figures in italics indicate the base number of FP17s or Patient Questionnaire responses are less than 100. N/A is shown where the base number of responses is less than 10 during the period. % is calculated as Quantity/Base number*100

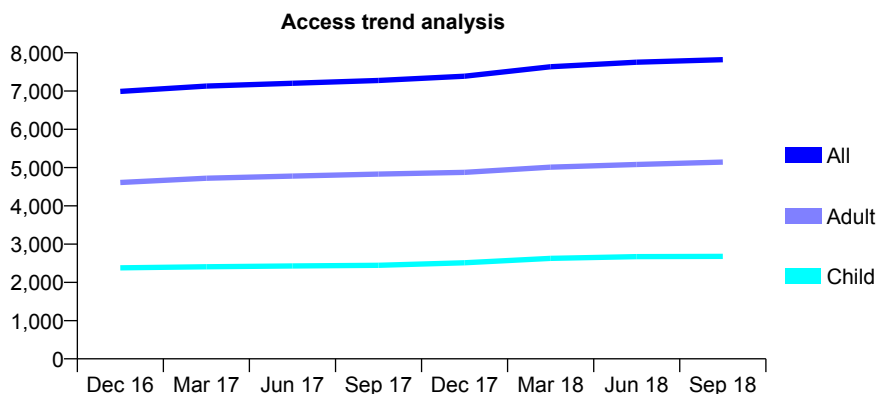
Q52 - Vital Signs At a Glance Contract Report for 320854/0001 - September 2018

Name or company name	PR Jones & Associates
Contract type name	GDS Contract
Purpose of contract	General
Contract start date	01/04/2006
Contract end date	

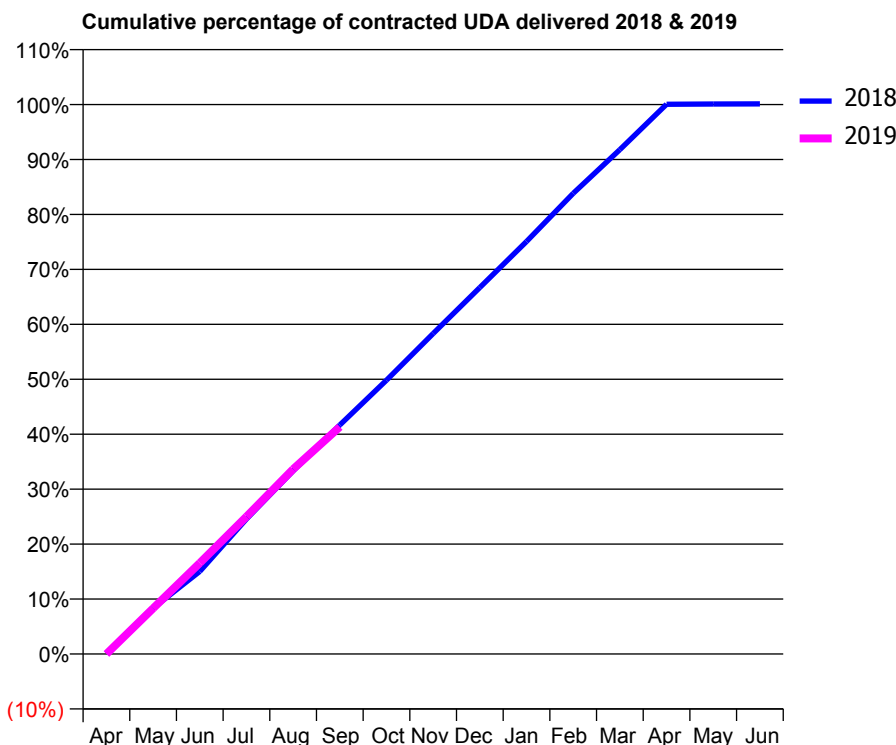
18/19 Contracted general activity (UDA)	17,816
Carry forward general activity (UDA)	0
18/19 Contracted orthodontic activity (UOA)	0
Carry forward orthodontic activity (UOA)	0
Baseline contract value	£486,467.48

ACCESS*

Patients seen in 24 months	Total	Change since previous quarter
Quarter ending September 2017	7,275	
Quarter ending December 2017	7,387	→
Quarter ending March 2018	7,637	↑
Quarter ending June 2018	7,753	→
Quarter ending September 2018	7,820	→
Variance since September 2017	7.5%	↑



ACTIVITY



Adjusted Scheduled Activity (UDA)		
Month	2018	2019
April	14	0
May	1,488	1,479
June	2,676	2,950
July	4,378	4,454
August	5,940	5,995
September	7,425	7,365
October	8,880	
November	10,391	
December	11,882	
January	13,373	
February	14,933	
March	16,355	
April	17,824	
May	17,831	
June	17,838	

QUALITY

	Quantity	Base Number	Contract	AT	Region	England
% of FP17s for the same patient ID Re-attending within 3 months - Children	347	2,118	16.4%	10.1%	12.2%	11.6%
% of FP17s for the same patient ID Re-attending within 3 months - Adults	474	3,209	14.8%	13.7%	15.8%	15.5%
% of FP17s for the same patient ID Re-attending between 3 & 9 months - Children	1,192	2,118	56.3%	61.7%	60.3%	58.8%
% of FP17s for the same patient ID Re-attending between 3 & 9 months - Adults	1,479	3,209	46.1%	55.5%	53.5%	51.1%
% of FP17s for Band 1 Urgent Courses	133	4,030	3.3%	8.2%	9.1%	9.0%
% of FP17s Relating to Free Repair or Replacements	18	4,030	0.4%	0.8%	1.0%	0.8%
% of FP17s Relating to Continuations	55	4,030	1.4%	1.0%	1.0%	0.9%
% of Patients satisfied with the dentistry they have received	3	3	N/A	92.3%	93.6%	93.3%
% of Patients satisfied with the time they had to wait for an appointment	2	3	N/A	88.3%	89.8%	88.9%

* This is based on patients treated on this contract for their most recent course of treatment. Figures in italics indicate the base number of FP17s or Patient Questionnaire responses are less than 100. N/A is shown where the base number of responses is less than 10 during the period. % is calculated as Quantity/Base number*100

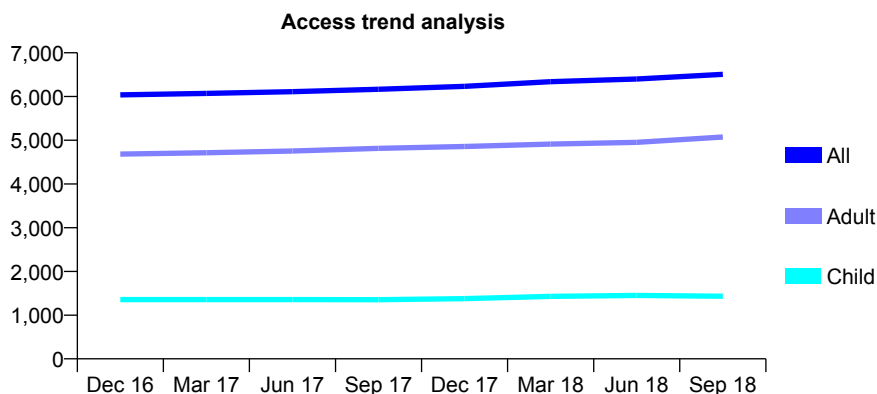
Q52 - Vital Signs At a Glance Contract Report for 322903/0001 - September 2018

Name or company name	MR MA SPEIGHT
Contract type name	GDS Contract
Purpose of contract	General
Contract start date	01/04/2006
Contract end date	

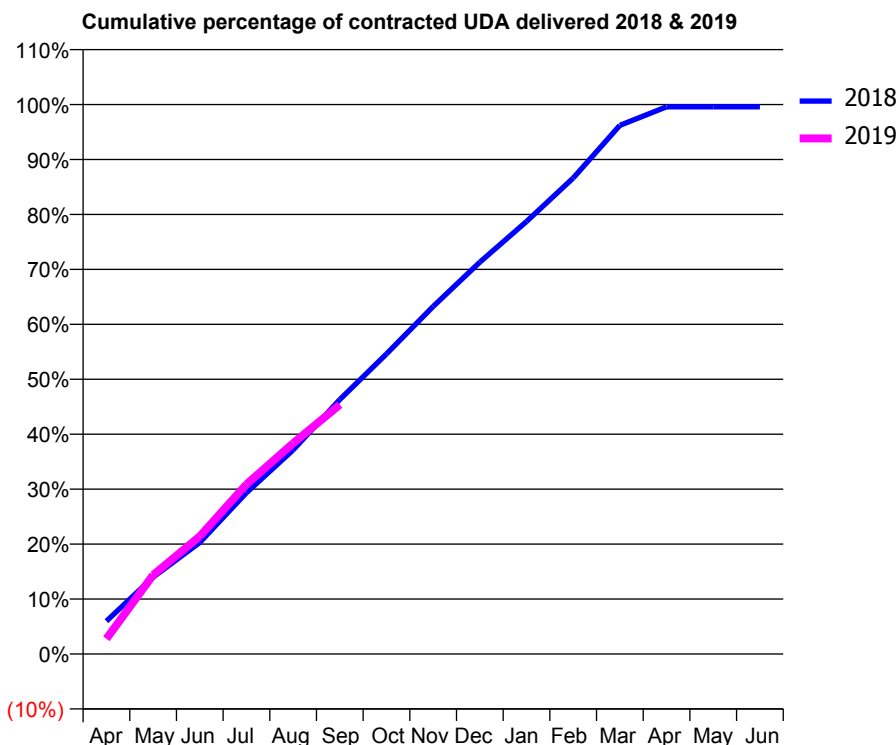
18/19 Contracted general activity (UDA)	15,171
Carry forward general activity (UDA)	0
18/19 Contracted orthodontic activity (UOA)	0
Carry forward orthodontic activity (UOA)	0
Baseline contract value	£458,186.53

ACCESS*

Patients seen in 24 months	Total	Change since previous quarter
Quarter ending September 2017	6,167	
Quarter ending December 2017	6,234	→
Quarter ending March 2018	6,340	→
Quarter ending June 2018	6,402	→
Quarter ending September 2018	6,507	→
Variance since September 2017	5.5%	↑



ACTIVITY



Month	Adjusted Scheduled Activity (UDA)	
	2018	2019
April	907	423
May	2,123	2,182
June	3,079	3,250
July	4,453	4,686
August	5,635	5,817
September	7,026	6,881
October	8,285	
November	9,596	
December	10,819	
January	11,941	
February	13,140	
March	14,594	
April	15,107	
May	15,107	
June	15,107	

QUALITY

	Quantity	Base Number	Contract	AT	Region	England
% of FP17s for the same patient ID Re-attending within 3 months - Children	53	996	5.3%	10.1%	12.2%	11.6%
% of FP17s for the same patient ID Re-attending within 3 months - Adults	394	3,307	11.9%	13.7%	15.8%	15.5%
% of FP17s for the same patient ID Re-attending between 3 & 9 months - Children	595	996	59.7%	61.7%	60.3%	58.8%
% of FP17s for the same patient ID Re-attending between 3 & 9 months - Adults	1,597	3,307	48.3%	55.5%	53.5%	51.1%
% of FP17s for Band 1 Urgent Courses	384	4,001	9.6%	8.2%	9.1%	9.0%
% of FP17s Relating to Free Repair or Replacements	13	4,001	0.3%	0.8%	1.0%	0.8%
% of FP17s Relating to Continuations	70	4,001	1.7%	1.0%	1.0%	0.9%
% of Patients satisfied with the dentistry they have received	3	3	N/A	92.3%	93.6%	93.3%
% of Patients satisfied with the time they had to wait for an appointment	3	3	N/A	88.3%	89.8%	88.9%

* This is based on patients treated on this contract for their most recent course of treatment. Figures in italics indicate the base number of FP17s or Patient Questionnaire responses are less than 100. N/A is shown where the base number of responses is less than 10 during the period. % is calculated as Quantity/Base number*100

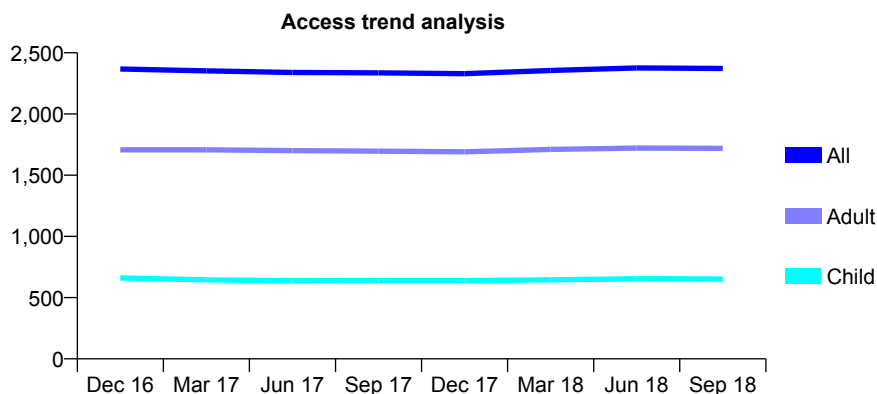
Q52 - Vital Signs At a Glance Contract Report for 324345/0001 - September 2018

Name or company name	MR SP AGABEG
Contract type name	GDS Contract
Purpose of contract	General
Contract start date	01/04/2006
Contract end date	

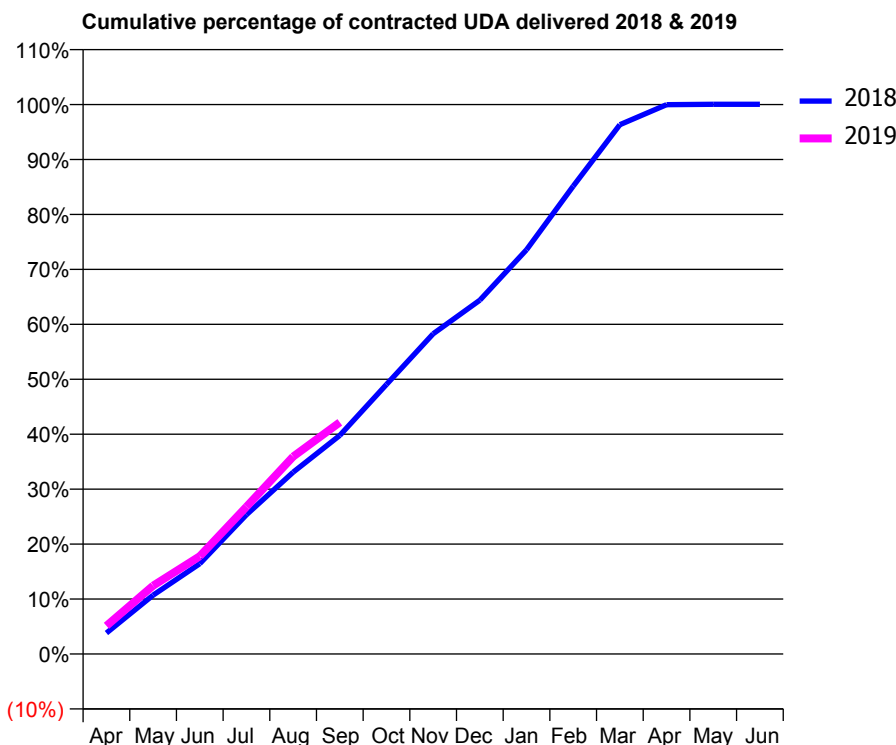
18/19 Contracted general activity (UDA)	6,799
Carry forward general activity (UDA)	0
18/19 Contracted orthodontic activity (UOA)	0
Carry forward orthodontic activity (UOA)	0
Baseline contract value	£186,459.82

ACCESS*

Patients seen in 24 months	Total	Change since previous quarter
Quarter ending September 2017	2,336	
Quarter ending December 2017	2,330	→
Quarter ending March 2018	2,356	→
Quarter ending June 2018	2,376	→
Quarter ending September 2018	2,372	→
Variance since September 2017	1.5%	→



ACTIVITY



Month	Adjusted Scheduled Activity (UDA)	
	2018	2019
April	260	349
May	728	845
June	1,118	1,210
July	1,723	1,822
August	2,250	2,443
September	2,706	2,866
October	3,336	
November	3,962	
December	4,378	
January	5,001	
February	5,789	
March	6,549	
April	6,797	
May	6,801	
June	6,802	

QUALITY

	Quantity	Base Number	Contract	AT	Region	England
% of FP17s for the same patient ID Re-attending within 3 months - Children	38	433	8.8%	10.1%	12.2%	11.6%
% of FP17s for the same patient ID Re-attending within 3 months - Adults	141	1,149	12.3%	13.7%	15.8%	15.5%
% of FP17s for the same patient ID Re-attending between 3 & 9 months - Children	242	433	55.9%	61.7%	60.3%	58.8%
% of FP17s for the same patient ID Re-attending between 3 & 9 months - Adults	664	1,149	57.8%	55.5%	53.5%	51.1%
% of FP17s for Band 1 Urgent Courses	100	1,475	6.8%	8.2%	9.1%	9.0%
% of FP17s Relating to Free Repair or Replacements	11	1,475	0.7%	0.8%	1.0%	0.8%
% of FP17s Relating to Continuations	18	1,475	1.2%	1.0%	1.0%	0.9%
% of Patients satisfied with the dentistry they have received	1	1	N/A	92.3%	93.6%	93.3%
% of Patients satisfied with the time they had to wait for an appointment	1	1	N/A	88.3%	89.8%	88.9%

* This is based on patients treated on this contract for their most recent course of treatment. Figures in italics indicate the base number of FP17s or Patient Questionnaire responses are less than 100. N/A is shown where the base number of responses is less than 10 during the period. % is calculated as Quantity/Base number*100

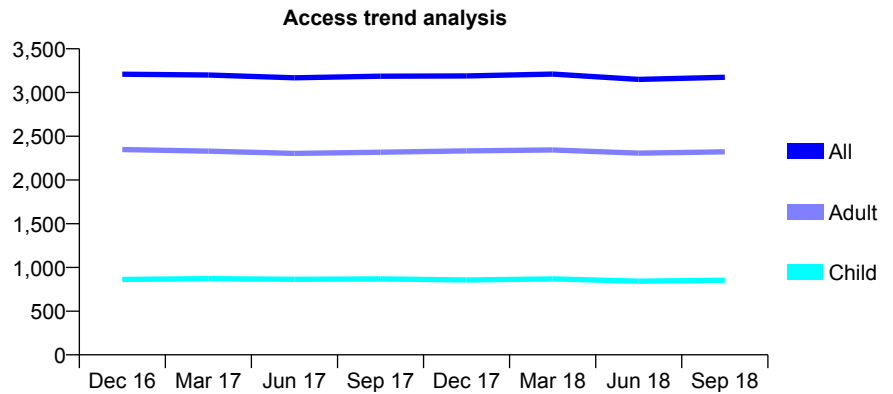
Q52 - Vital Signs At a Glance Contract Report for 324345/0003 - September 2018

Name or company name	MR SP AGABEG
Contract type name	GDS Contract
Purpose of contract	General
Contract start date	01/04/2006
Contract end date	

18/19 Contracted general activity (UDA)	10,289
Carry forward general activity (UDA)	0
18/19 Contracted orthodontic activity (UOA)	0
Carry forward orthodontic activity (UOA)	0
Baseline contract value	£308,494.27

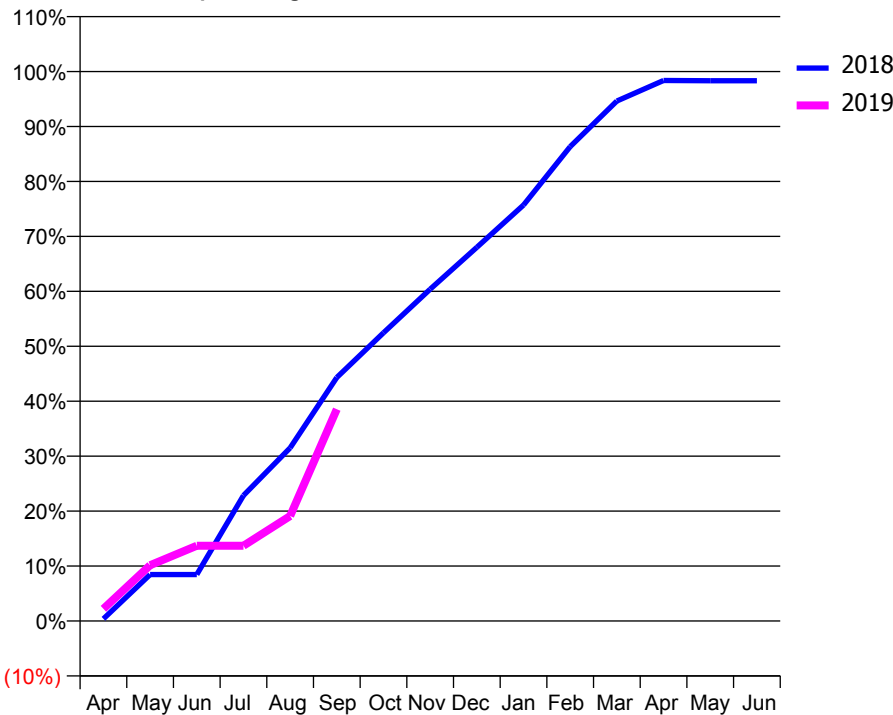
ACCESS*

Patients seen in 24 months	Total	Change since previous quarter
Quarter ending September 2017	3,187	
Quarter ending December 2017	3,189	→
Quarter ending March 2018	3,211	→
Quarter ending June 2018	3,150	↓
Quarter ending September 2018	3,175	→
Variance since September 2017	(0.4%)	→



ACTIVITY

Cumulative percentage of contracted UDA delivered 2018 & 2019



Month	Adjusted Scheduled Activity (UDA)	
	2018	2019
April	41	229
May	870	1,045
June	870	1,410
July	2,351	1,410
August	3,242	1,966
September	4,560	3,966
October	5,396	
November	6,213	
December	6,999	
January	7,788	
February	8,882	
March	9,736	
April	10,120	
May	10,115	
June	10,115	

QUALITY

	Quantity	Base Number	Contract	AT	Region	England
% of FP17s for the same patient ID Re-attending within 3 months - Children	57	587	9.7%	10.1%	12.2%	11.6%
% of FP17s for the same patient ID Re-attending within 3 months - Adults	297	1,721	17.3%	13.7%	15.8%	15.5%
% of FP17s for the same patient ID Re-attending between 3 & 9 months - Children	335	587	57.1%	61.7%	60.3%	58.8%
% of FP17s for the same patient ID Re-attending between 3 & 9 months - Adults	917	1,721	53.3%	55.5%	53.5%	51.1%
% of FP17s for Band 1 Urgent Courses	170	2,197	7.7%	8.2%	9.1%	9.0%
% of FP17s Relating to Free Repair or Replacements	12	2,197	0.5%	0.8%	1.0%	0.8%
% of FP17s Relating to Continuations	36	2,197	1.6%	1.0%	1.0%	0.9%
% of Patients satisfied with the dentistry they have received	1	1	N/A	92.3%	93.6%	93.3%
% of Patients satisfied with the time they had to wait for an appointment	1	1	N/A	88.3%	89.8%	88.9%

* This is based on patients treated on this contract for their most recent course of treatment. Figures in italics indicate the base number of FP17s or Patient Questionnaire responses are less than 100. N/A is shown where the base number of responses is less than 10 during the period. % is calculated as Quantity/Base number*100

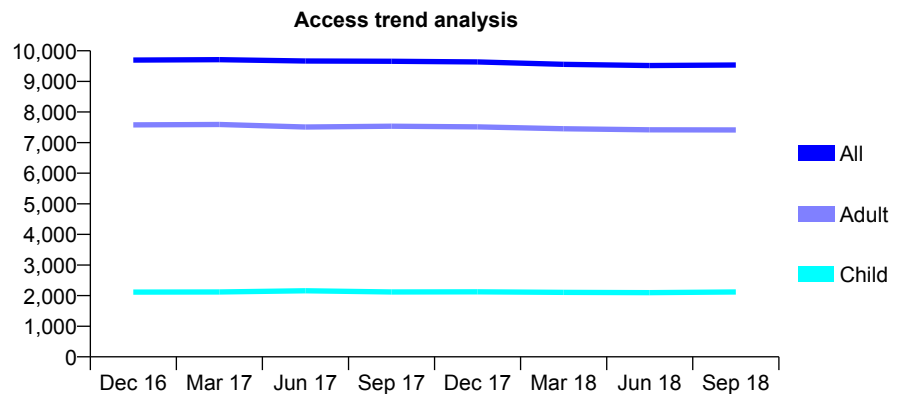
Q52 - Vital Signs At a Glance Contract Report for 325430/0001 - September 2018

Name or company name	MR P BANERJEE
Contract type name	GDS Contract
Purpose of contract	General
Contract start date	01/04/2006
Contract end date	

18/19 Contracted general activity (UDA)	24,893
Carry forward general activity (UDA)	0
18/19 Contracted orthodontic activity (UOA)	0
Carry forward orthodontic activity (UOA)	0
Baseline contract value	£798,788.58

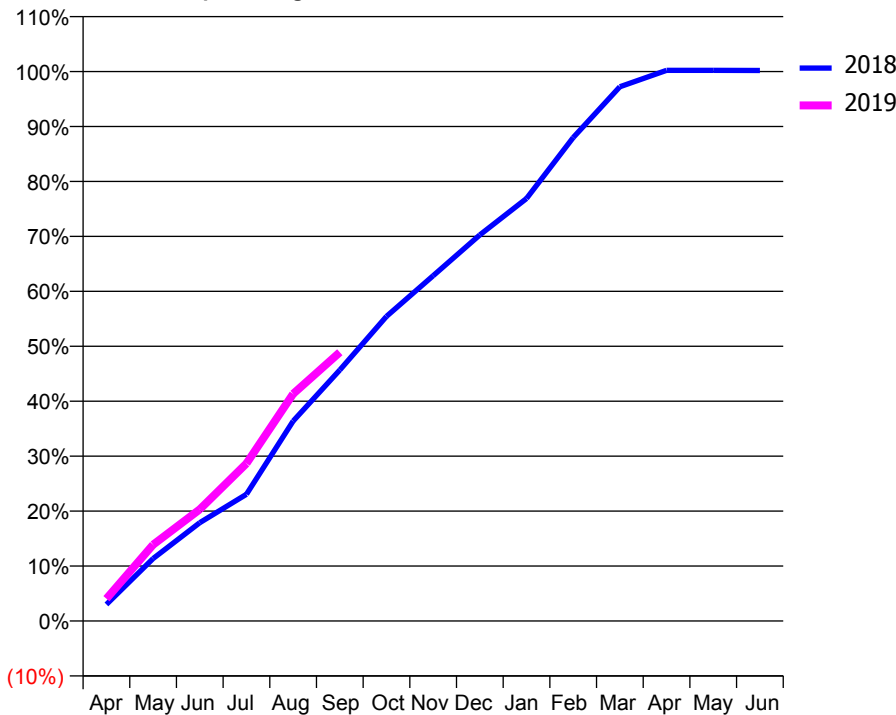
ACCESS*

Patients seen in 24 months	Total	Change since previous quarter
Quarter ending September 2017	9,658	
Quarter ending December 2017	9,637	→
Quarter ending March 2018	9,559	→
Quarter ending June 2018	9,517	→
Quarter ending September 2018	9,534	→
Variance since September 2017	(1.3%)	↓



ACTIVITY

Cumulative percentage of contracted UDA delivered 2018 & 2019



QUALITY

	Quantity	Base Number	Contract	AT	Region	England
% of FP17s for the same patient ID Re-attending within 3 months - Children	89	1,806	4.9%	10.1%	12.2%	11.6%
% of FP17s for the same patient ID Re-attending within 3 months - Adults	586	5,740	10.2%	13.7%	15.8%	15.5%
% of FP17s for the same patient ID Re-attending between 3 & 9 months - Children	1,309	1,806	72.5%	61.7%	60.3%	58.8%
% of FP17s for the same patient ID Re-attending between 3 & 9 months - Adults	3,904	5,740	68.0%	55.5%	53.5%	51.1%
% of FP17s for Band 1 Urgent Courses	400	7,133	5.6%	8.2%	9.1%	9.0%
% of FP17s Relating to Free Repair or Replacements	30	7,133	0.4%	0.8%	1.0%	0.8%
% of FP17s Relating to Continuations	67	7,133	0.9%	1.0%	1.0%	0.9%
% of Patients satisfied with the dentistry they have received	3	3	N/A	92.3%	93.6%	93.3%
% of Patients satisfied with the time they had to wait for an appointment	2	3	N/A	88.3%	89.8%	88.9%

* This is based on patients treated on this contract for their most recent course of treatment. Figures in italics indicate the base number of FP17s or Patient Questionnaire responses are less than 100. N/A is shown where the base number of responses is less than 10 during the period. % is calculated as Quantity/Base number*100

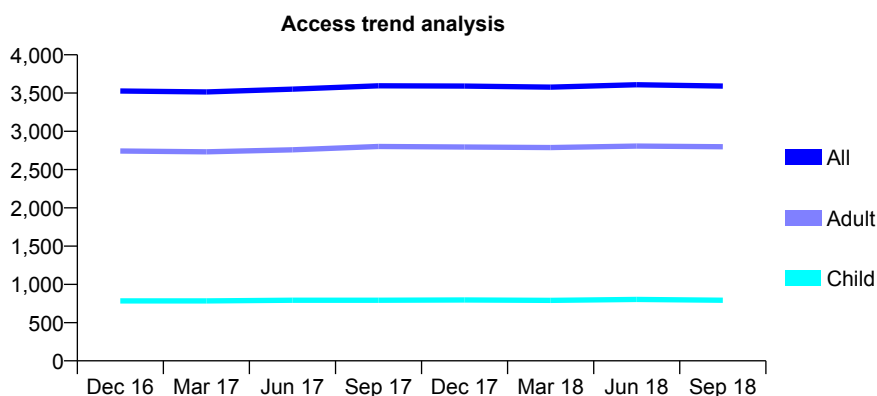
Q52 - Vital Signs At a Glance Contract Report for 328693/0001 - September 2018

Name or company name	MISS TM BLACK
Contract type name	GDS Contract
Purpose of contract	General
Contract start date	01/04/2006
Contract end date	

18/19 Contracted general activity (UDA)	11,650
Carry forward general activity (UDA)	0
18/19 Contracted orthodontic activity (UOA)	0
Carry forward orthodontic activity (UOA)	0
Baseline contract value	£380,830.65

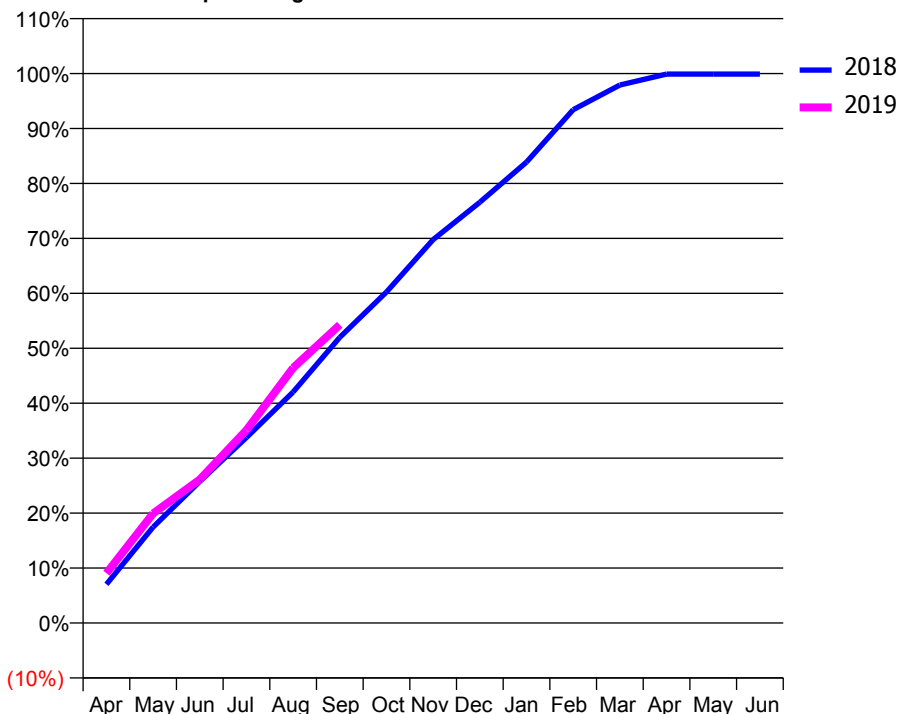
ACCESS*

Patients seen in 24 months	Total	Change since previous quarter
Quarter ending September 2017	3,594	
Quarter ending December 2017	3,591	→
Quarter ending March 2018	3,578	→
Quarter ending June 2018	3,609	→
Quarter ending September 2018	3,592	→
Variance since September 2017	(0.1%)	→



ACTIVITY

Cumulative percentage of contracted UDA delivered 2018 & 2019



Month	Adjusted Scheduled Activity (UDA)	
	2018	2019
April	820	1,057
May	2,034	2,323
June	3,002	3,043
July	3,935	4,089
August	4,898	5,409
September	6,056	6,323
October	7,018	
November	8,129	
December	8,921	
January	9,773	
February	10,884	
March	11,407	
April	11,639	
May	11,639	
June	11,639	

QUALITY

	Quantity	Base Number	Contract	AT	Region	England
% of FP17s for the same patient ID Re-attending within 3 months - Children	22	758	2.9%	10.1%	12.2%	11.6%
% of FP17s for the same patient ID Re-attending within 3 months - Adults	501	2,666	18.8%	13.7%	15.8%	15.5%
% of FP17s for the same patient ID Re-attending between 3 & 9 months - Children	610	758	80.5%	61.7%	60.3%	58.8%
% of FP17s for the same patient ID Re-attending between 3 & 9 months - Adults	1,595	2,666	59.8%	55.5%	53.5%	51.1%
% of FP17s for Band 1 Urgent Courses	151	3,300	4.6%	8.2%	9.1%	9.0%
% of FP17s Relating to Free Repair or Replacements	64	3,300	1.9%	0.8%	1.0%	0.8%
% of FP17s Relating to Continuations	89	3,300	2.7%	1.0%	1.0%	0.9%
% of Patients satisfied with the dentistry they have received	2	2	N/A	92.3%	93.6%	93.3%
% of Patients satisfied with the time they had to wait for an appointment	1	2	N/A	88.3%	89.8%	88.9%

* This is based on patients treated on this contract for their most recent course of treatment. Figures in italics indicate the base number of FP17s or Patient Questionnaire responses are less than 100. N/A is shown where the base number of responses is less than 10 during the period. % is calculated as Quantity/Base number*100

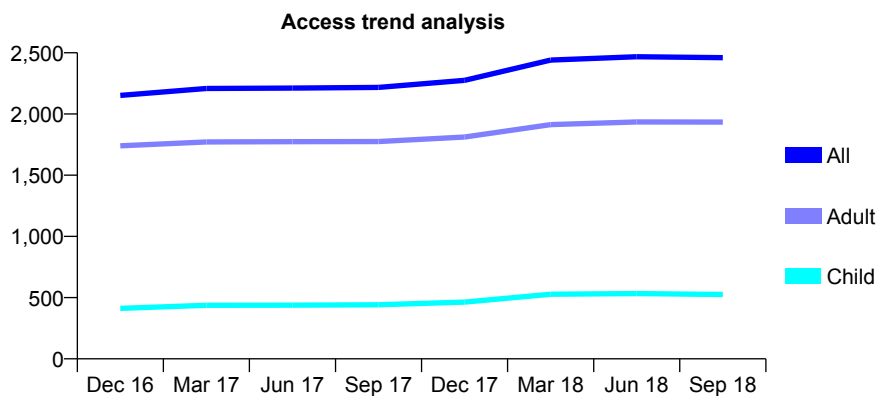
Q52 - Vital Signs At a Glance Contract Report for 356786/0001 - September 2018

Name or company name	MS V DHARMAR
Contract type name	GDS Contract
Purpose of contract	General
Contract start date	21/05/2012
Contract end date	

18/19 Contracted general activity (UDA)	4,000
Carry forward general activity (UDA)	0
18/19 Contracted orthodontic activity (UOA)	0
Carry forward orthodontic activity (UOA)	0
Baseline contract value	£79,674.65

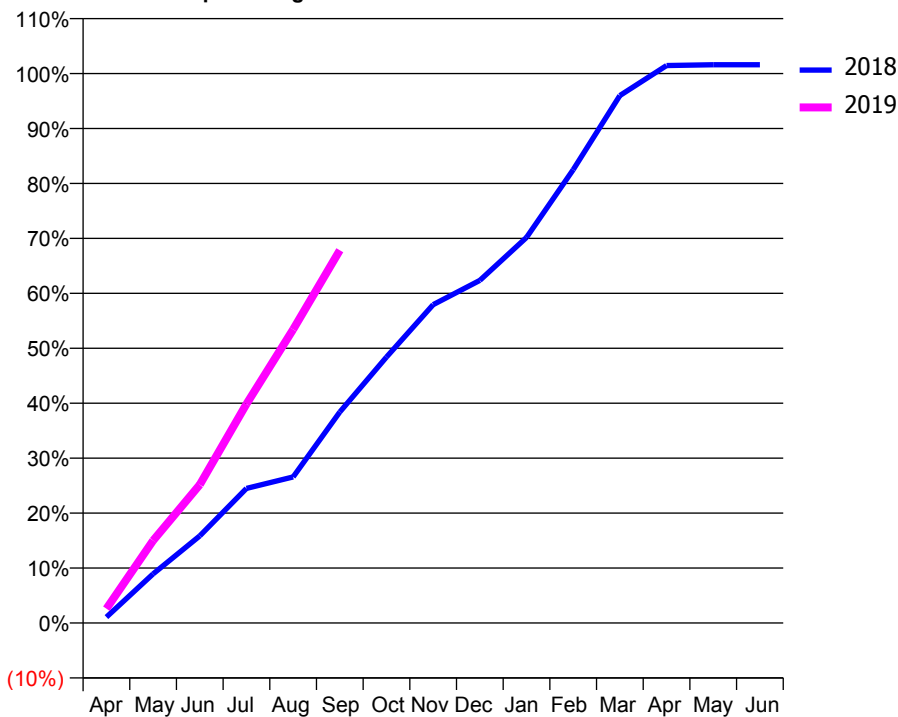
ACCESS*

Patients seen in 24 months	Total	Change since previous quarter
Quarter ending September 2017	2,217	
Quarter ending December 2017	2,275	↑
Quarter ending March 2018	2,441	↑
Quarter ending June 2018	2,468	→
Quarter ending September 2018	2,460	→
Variance since September 2017	11.0%	↑



ACTIVITY

Cumulative percentage of contracted UDA delivered 2018 & 2019



Adjusted Scheduled Activity (UDA)

Month	2018	2019
April	89	104
May	737	600
June	1,307	1,007
July	2,018	1,595
August	2,191	2,137
September	3,164	2,714
October	3,988	
November	4,774	
December	5,137	
January	5,782	
February	6,799	
March	7,909	
April	8,360	
May	8,371	
June	8,372	

QUALITY

	Quantity	Base Number	Contract	AT	Region	England
% of FP17s for the same patient ID Re-attending within 3 months - Children	17	359	4.7%	10.1%	12.2%	11.6%
% of FP17s for the same patient ID Re-attending within 3 months - Adults	108	1,531	7.1%	13.7%	15.8%	15.5%
% of FP17s for the same patient ID Re-attending between 3 & 9 months - Children	285	359	79.4%	61.7%	60.3%	58.8%
% of FP17s for the same patient ID Re-attending between 3 & 9 months - Adults	1,264	1,531	82.6%	55.5%	53.5%	51.1%
% of FP17s for Band 1 Urgent Courses	48	1,656	2.9%	8.2%	9.1%	9.0%
% of FP17s Relating to Free Repair or Replacements	8	1,656	0.5%	0.8%	1.0%	0.8%
% of FP17s Relating to Continuations	9	1,656	0.5%	1.0%	1.0%	0.9%
% of Patients satisfied with the dentistry they have received	1	1	N/A	92.3%	93.6%	93.3%
% of Patients satisfied with the time they had to wait for an appointment	1	1	N/A	88.3%	89.8%	88.9%

* This is based on patients treated on this contract for their most recent course of treatment. Figures in italics indicate the base number of FP17s or Patient Questionnaire responses are less than 100. N/A is shown where the base number of responses is less than 10 during the period. % is calculated as Quantity/Base number*100

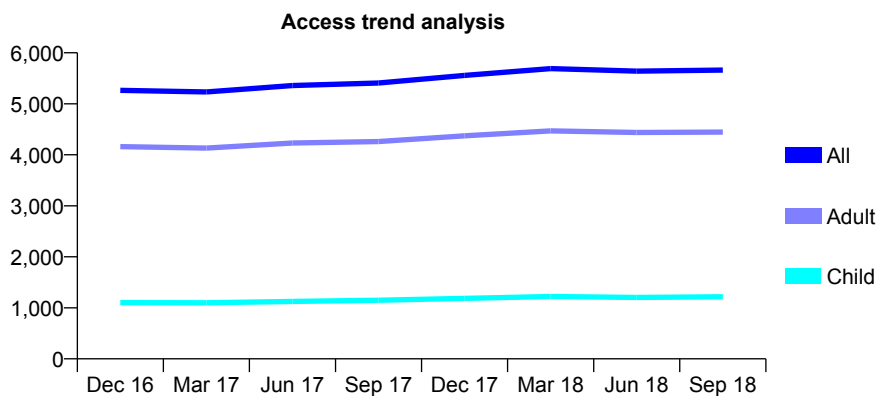
Q52 - Vital Signs At a Glance Contract Report for 358789/0001 - September 2018

Name or company name	MR BS PANESAR
Contract type name	GDS Contract
Purpose of contract	General
Contract start date	01/01/2014
Contract end date	

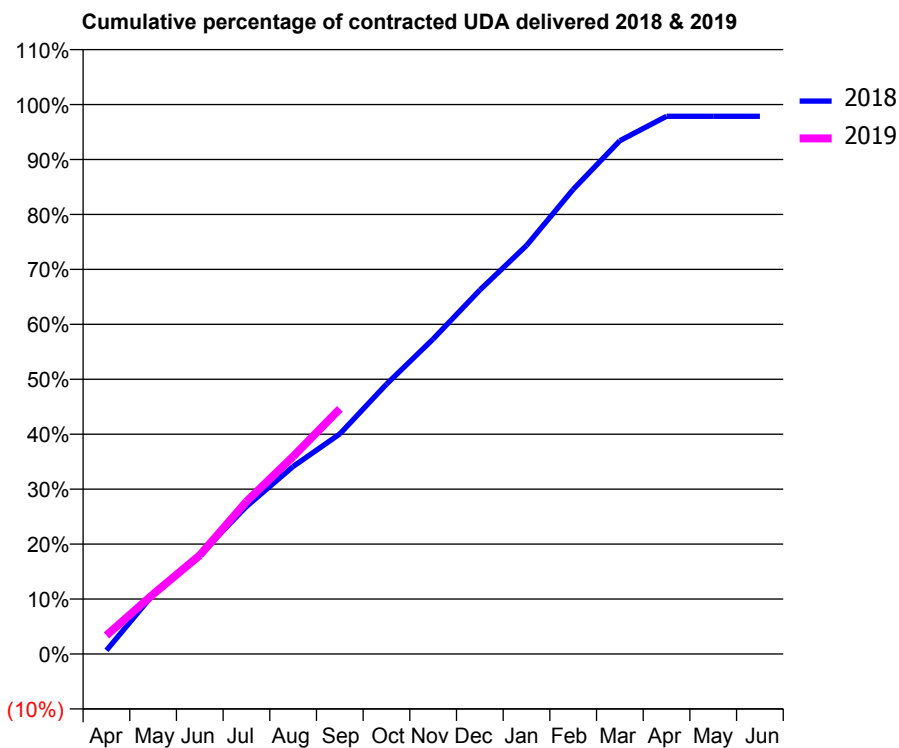
18/19 Contracted general activity (UDA)	17,078
Carry forward general activity (UDA)	0
18/19 Contracted orthodontic activity (UOA)	0
Carry forward orthodontic activity (UOA)	0
Baseline contract value	£467,072.22

ACCESS*

Patients seen in 24 months	Total	Change since previous quarter
Quarter ending September 2017	5,409	
Quarter ending December 2017	5,558	↑
Quarter ending March 2018	5,689	↑
Quarter ending June 2018	5,640	→
Quarter ending September 2018	5,662	→
Variance since September 2017	4.7%	↑



ACTIVITY



Month	Adjusted Scheduled Activity (UDA)	
	2018	2019
April	112	578
May	1,850	1,859
June	3,085	3,069
July	4,586	4,738
August	5,830	6,140
September	6,839	7,618
October	8,384	
November	9,792	
December	11,314	
January	12,694	
February	14,439	
March	15,953	
April	16,711	
May	16,711	
June	16,711	

QUALITY

	Quantity	Base Number	Contract	AT	Region	England
% of FP17s for the same patient ID Re-attending within 3 months - Children	77	950	8.1%	10.1%	12.2%	11.6%
% of FP17s for the same patient ID Re-attending within 3 months - Adults	405	3,329	12.2%	13.7%	15.8%	15.5%
% of FP17s for the same patient ID Re-attending between 3 & 9 months - Children	530	950	55.8%	61.7%	60.3%	58.8%
% of FP17s for the same patient ID Re-attending between 3 & 9 months - Adults	2,077	3,329	62.4%	55.5%	53.5%	51.1%
% of FP17s for Band 1 Urgent Courses	219	3,957	5.5%	8.2%	9.1%	9.0%
% of FP17s Relating to Free Repair or Replacements	41	3,957	1.0%	0.8%	1.0%	0.8%
% of FP17s Relating to Continuations	71	3,957	1.8%	1.0%	1.0%	0.9%
% of Patients satisfied with the dentistry they have received	2	2	N/A	92.3%	93.6%	93.3%
% of Patients satisfied with the time they had to wait for an appointment	2	2	N/A	88.3%	89.8%	88.9%

* This is based on patients treated on this contract for their most recent course of treatment. Figures in italics indicate the base number of FP17s or Patient Questionnaire responses are less than 100. N/A is shown where the base number of responses is less than 10 during the period. % is calculated as Quantity/Base number*100

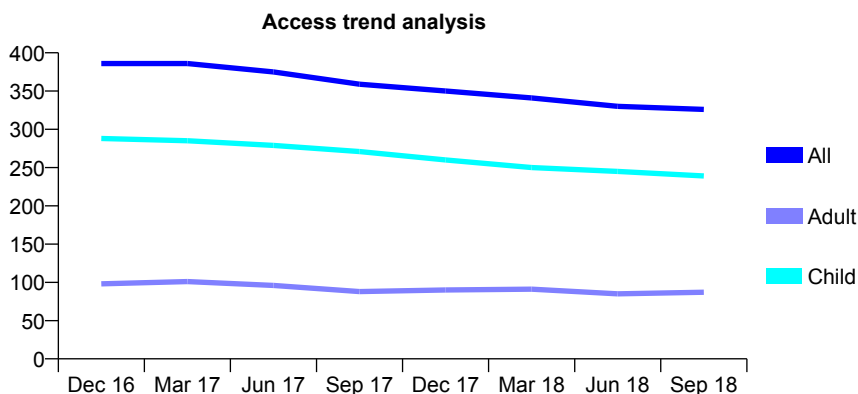
Q52 - Vital Signs At a Glance Contract Report for 359548/0002 - September 2018

Name or company name	MR CW TAYLOR
Contract type name	GDS Contract
Purpose of contract	General
Contract start date	01/12/2012
Contract end date	

18/19 Contracted general activity (UDA)	1,096
Carry forward general activity (UDA)	0
18/19 Contracted orthodontic activity (UOA)	0
Carry forward orthodontic activity (UOA)	0
Baseline contract value	£30,814.95

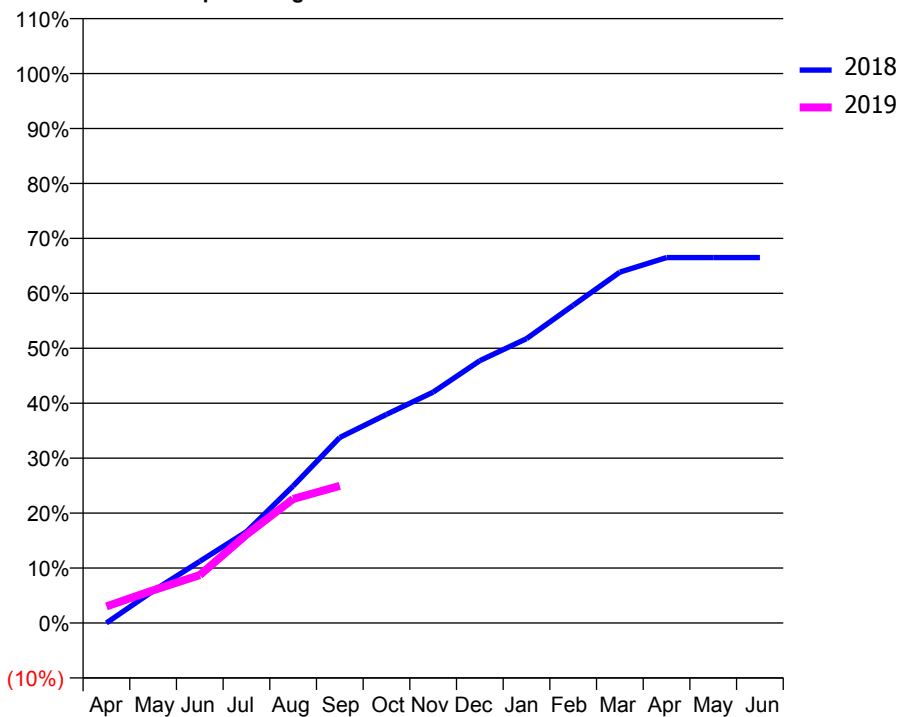
ACCESS*

Patients seen in 24 months	Total	Change since previous quarter
Quarter ending September 2017	359	
Quarter ending December 2017	350	↓
Quarter ending March 2018	341	↓
Quarter ending June 2018	330	↓
Quarter ending September 2018	326	↓
Variance since September 2017	(9.2%)	↓



ACTIVITY

Cumulative percentage of contracted UDA delivered 2018 & 2019



Adjusted Scheduled Activity (UDA)

Month	2018	2019
April	0	33
May	64	65
June	123	96
July	182	176
August	273	247
September	370	274
October	416	
November	460	
December	523	
January	567	
February	634	
March	700	
April	729	
May	729	
June	729	

QUALITY

	Quantity	Base Number	Contract	AT	Region	England
% of FP17s for the same patient ID Re-attending within 3 months - Children	11	198	5.6%	10.1%	12.2%	11.6%
% of FP17s for the same patient ID Re-attending within 3 months - Adults	6	41	14.6%	13.7%	15.8%	15.5%
% of FP17s for the same patient ID Re-attending between 3 & 9 months - Children	149	198	75.3%	61.7%	60.3%	58.8%
% of FP17s for the same patient ID Re-attending between 3 & 9 months - Adults	30	41	73.2%	55.5%	53.5%	51.1%
% of FP17s for Band 1 Urgent Courses	8	212	3.8%	8.2%	9.1%	9.0%
% of FP17s Relating to Free Repair or Replacements	0	212	0.0%	0.8%	1.0%	0.8%
% of FP17s Relating to Continuations	1	212	0.5%	1.0%	1.0%	0.9%
% of Patients satisfied with the dentistry they have received	0	0	N/A	92.3%	93.6%	93.3%
% of Patients satisfied with the time they had to wait for an appointment	0	0	N/A	88.3%	89.8%	88.9%

* This is based on patients treated on this contract for their most recent course of treatment. Figures in italics indicate the base number of FP17s or Patient Questionnaire responses are less than 100. N/A is shown where the base number of responses is less than 10 during the period. % is calculated as Quantity/Base number*100

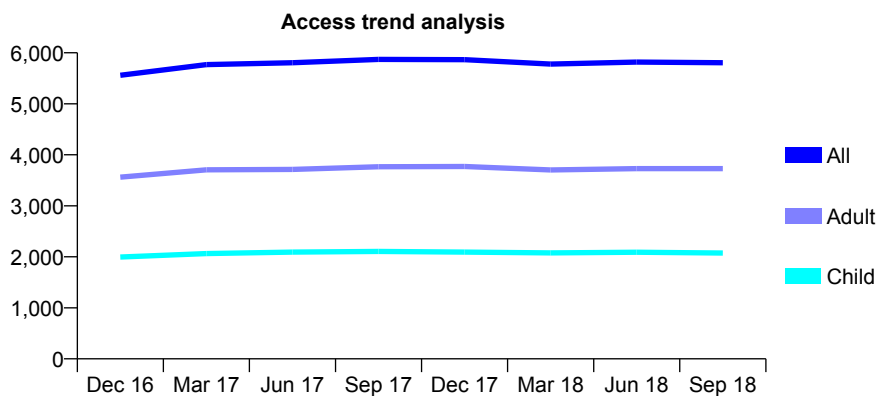
Q52 - Vital Signs At a Glance Contract Report for 366307/0001 - September 2018

Name or company name	MR GR JONES
Contract type name	GDS Contract
Purpose of contract	General
Contract start date	01/11/2007
Contract end date	

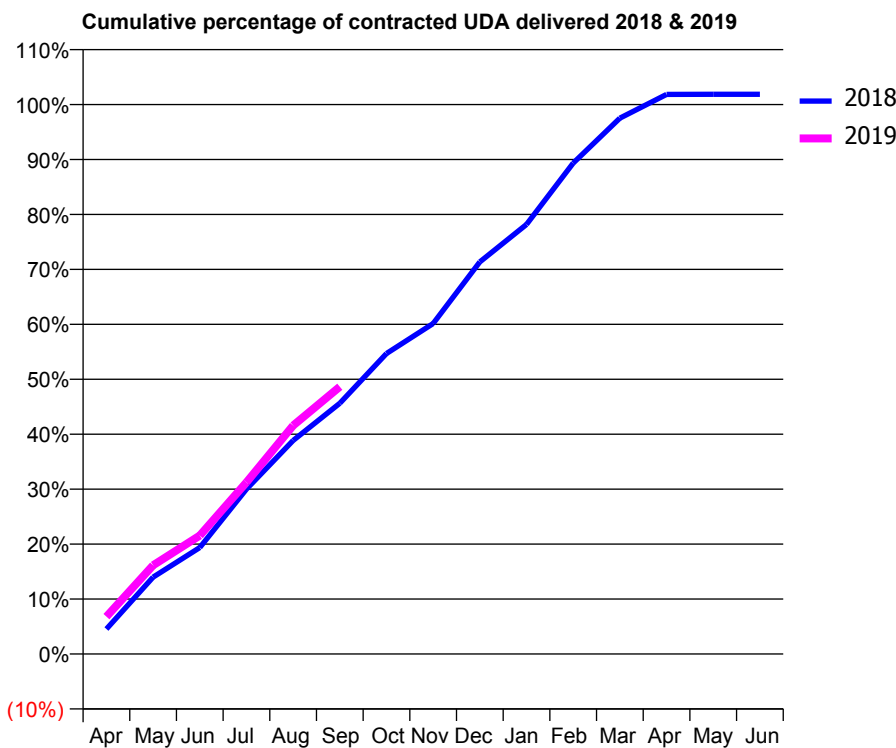
18/19 Contracted general activity (UDA)	14,014
Carry forward general activity (UDA)	0
18/19 Contracted orthodontic activity (UOA)	0
Carry forward orthodontic activity (UOA)	0
Baseline contract value	£431,360.73

ACCESS*

Patients seen in 24 months	Total	Change since previous quarter
Quarter ending September 2017	5,871	
Quarter ending December 2017	5,865	→
Quarter ending March 2018	5,780	↓
Quarter ending June 2018	5,818	→
Quarter ending September 2018	5,804	→
Variance since September 2017	(1.1%)	↓



ACTIVITY



Adjusted Scheduled Activity (UDA)		
Month	2018	2019
April	639	955
May	1,960	2,264
June	2,714	3,023
July	4,206	4,377
August	5,448	5,828
September	6,397	6,817
October	7,662	
November	8,428	
December	10,001	
January	10,955	
February	12,520	
March	13,665	
April	14,273	
May	14,274	
June	14,274	

QUALITY

	Quantity	Base Number	Contract	AT	Region	England
% of FP17s for the same patient ID Re-attending within 3 months - Children	121	1,660	7.3%	10.1%	12.2%	11.6%
% of FP17s for the same patient ID Re-attending within 3 months - Adults	300	2,611	11.5%	13.7%	15.8%	15.5%
% of FP17s for the same patient ID Re-attending between 3 & 9 months - Children	1,142	1,660	68.8%	61.7%	60.3%	58.8%
% of FP17s for the same patient ID Re-attending between 3 & 9 months - Adults	1,672	2,611	64.0%	55.5%	53.5%	51.1%
% of FP17s for Band 1 Urgent Courses	268	3,651	7.3%	8.2%	9.1%	9.0%
% of FP17s Relating to Free Repair or Replacements	13	3,651	0.4%	0.8%	1.0%	0.8%
% of FP17s Relating to Continuations	6	3,651	0.2%	1.0%	1.0%	0.9%
% of Patients satisfied with the dentistry they have received	0	0	N/A	92.3%	93.6%	93.3%
% of Patients satisfied with the time they had to wait for an appointment	0	0	N/A	88.3%	89.8%	88.9%

* This is based on patients treated on this contract for their most recent course of treatment. Figures in italics indicate the base number of FP17s or Patient Questionnaire responses are less than 100. N/A is shown where the base number of responses is less than 10 during the period. % is calculated as Quantity/Base number*100

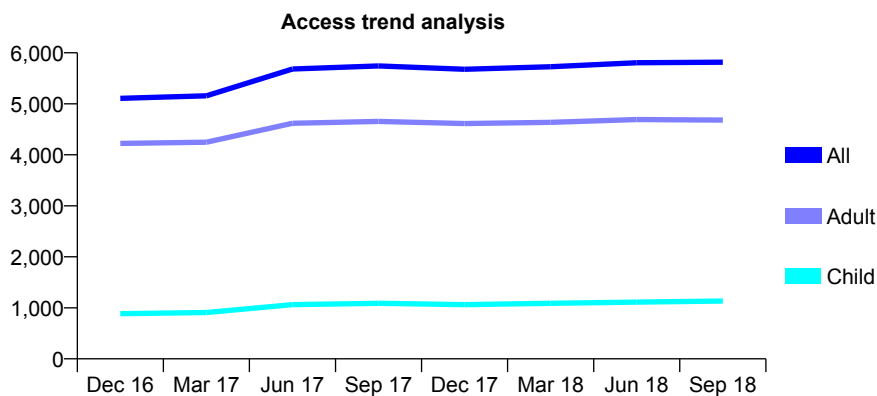
Q52 - Vital Signs At a Glance Contract Report for 367869/0001 - September 2018

Name or company name	Oakwood Dental Practice
Contract type name	GDS Contract
Purpose of contract	General
Contract start date	10/09/2013
Contract end date	

18/19 Contracted general activity (UDA)	20,660
Carry forward general activity (UDA)	0
18/19 Contracted orthodontic activity (UOA)	0
Carry forward orthodontic activity (UOA)	0
Baseline contract value	£470,600.56

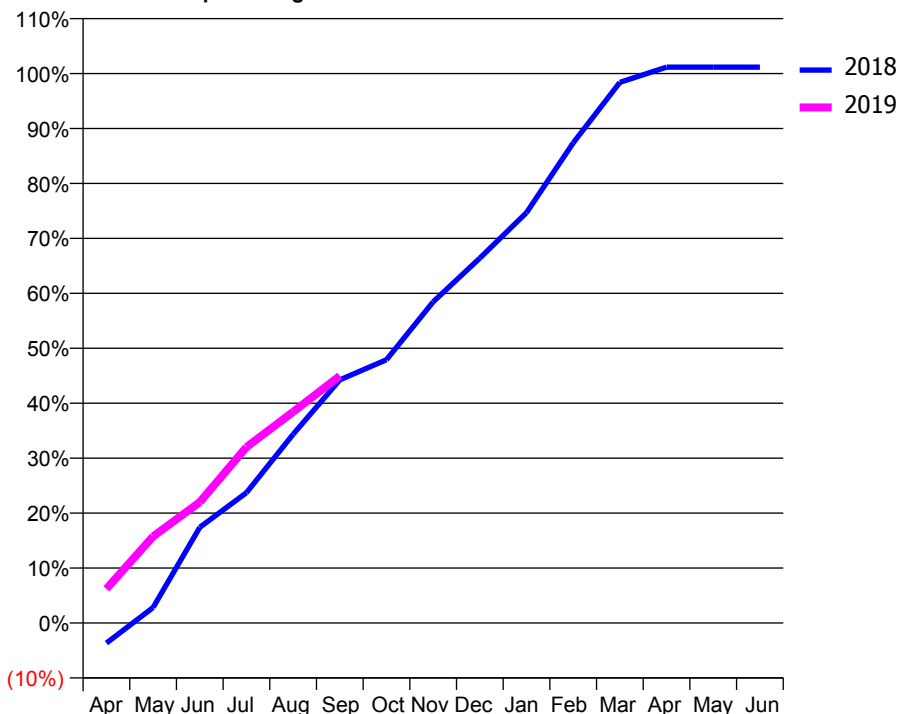
ACCESS*

Patients seen in 24 months	Total	Change since previous quarter
Quarter ending September 2017	5,743	
Quarter ending December 2017	5,676	↓
Quarter ending March 2018	5,726	→
Quarter ending June 2018	5,804	→
Quarter ending September 2018	5,815	→
Variance since September 2017	1.3%	→



ACTIVITY

Cumulative percentage of contracted UDA delivered 2018 & 2019



Month	Adjusted Scheduled Activity (UDA)	
	2018	2019
April	-760	1,287
May	584	3,257
June	3,598	4,542
July	4,901	6,618
August	7,095	7,939
September	9,143	9,291
October	9,899	
November	12,075	
December	13,722	
January	15,427	
February	18,049	
March	20,326	
April	20,900	
May	20,899	
June	20,899	

QUALITY

	Quantity	Base Number	Contract	AT	Region	England
% of FP17s for the same patient ID Re-attending within 3 months - Children	30	927	3.2%	10.1%	12.2%	11.6%
% of FP17s for the same patient ID Re-attending within 3 months - Adults	448	3,719	12.0%	13.7%	15.8%	15.5%
% of FP17s for the same patient ID Re-attending between 3 & 9 months - Children	675	927	72.8%	61.7%	60.3%	58.8%
% of FP17s for the same patient ID Re-attending between 3 & 9 months - Adults	2,441	3,719	65.6%	55.5%	53.5%	51.1%
% of FP17s for Band 1 Urgent Courses	272	4,386	6.2%	8.2%	9.1%	9.0%
% of FP17s Relating to Free Repair or Replacements	35	4,386	0.8%	0.8%	1.0%	0.8%
% of FP17s Relating to Continuations	10	4,386	0.2%	1.0%	1.0%	0.9%
% of Patients satisfied with the dentistry they have received	5	5	N/A	92.3%	93.6%	93.3%
% of Patients satisfied with the time they had to wait for an appointment	5	5	N/A	88.3%	89.8%	88.9%

* This is based on patients treated on this contract for their most recent course of treatment. Figures in italics indicate the base number of FP17s or Patient Questionnaire responses are less than 100. N/A is shown where the base number of responses is less than 10 during the period. % is calculated as Quantity/Base number*100

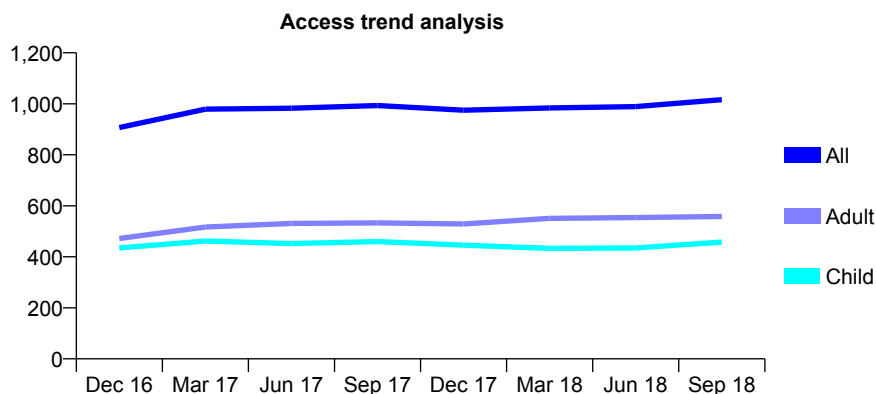
Q52 - Vital Signs At a Glance Contract Report for 367893/0001 - September 2018

Name or company name	MRS KM PUNIA
Contract type name	GDS Contract
Purpose of contract	General
Contract start date	01/12/2014
Contract end date	

18/19 Contracted general activity (UDA)	3,000
Carry forward general activity (UDA)	0
18/19 Contracted orthodontic activity (UOA)	0
Carry forward orthodontic activity (UOA)	0
Baseline contract value	£87,527.76

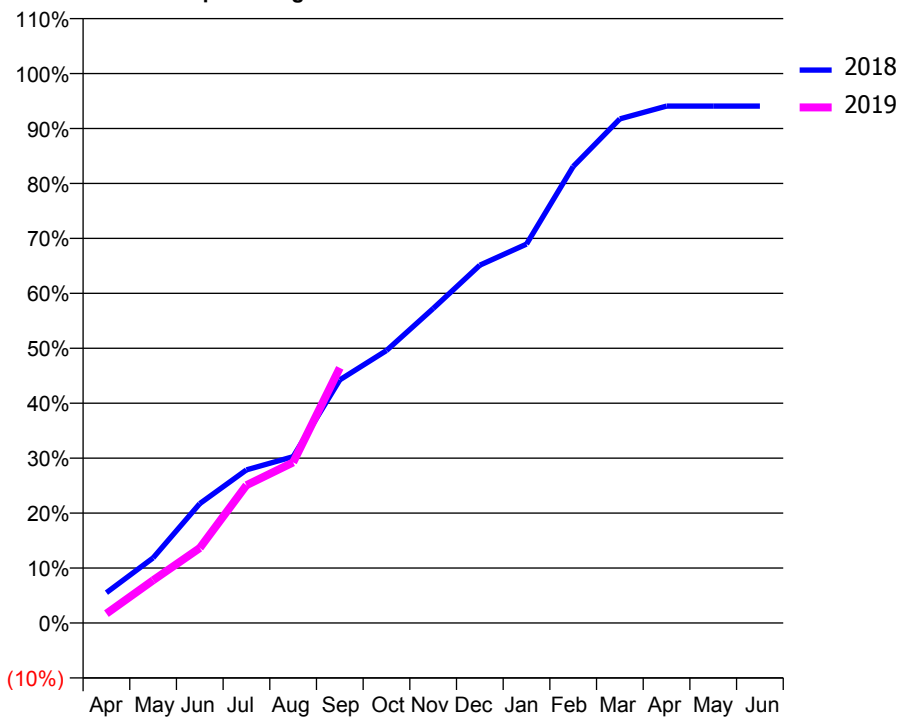
ACCESS*

Patients seen in 24 months	Total	Change since previous quarter
Quarter ending September 2017	993	
Quarter ending December 2017	975	↓
Quarter ending March 2018	984	→
Quarter ending June 2018	989	→
Quarter ending September 2018	1,016	↑
Variance since September 2017	2.3%	↑



ACTIVITY

Cumulative percentage of contracted UDA delivered 2018 & 2019



Adjusted Scheduled Activity (UDA)

Month	2018	2019
April	165	51
May	356	233
June	652	410
July	836	752
August	908	877
September	1,328	1,393
October	1,488	
November	1,717	
December	1,954	
January	2,068	
February	2,492	
March	2,752	
April	2,822	
May	2,822	
June	2,822	

QUALITY

	Quantity	Base Number	Contract	AT	Region	England
% of FP17s for the same patient ID Re-attending within 3 months - Children	22	375	5.9%	10.1%	12.2%	11.6%
% of FP17s for the same patient ID Re-attending within 3 months - Adults	53	421	12.6%	13.7%	15.8%	15.5%
% of FP17s for the same patient ID Re-attending between 3 & 9 months - Children	248	375	66.1%	61.7%	60.3%	58.8%
% of FP17s for the same patient ID Re-attending between 3 & 9 months - Adults	274	421	65.1%	55.5%	53.5%	51.1%
% of FP17s for Band 1 Urgent Courses	27	753	3.6%	8.2%	9.1%	9.0%
% of FP17s Relating to Free Repair or Replacements	4	753	0.5%	0.8%	1.0%	0.8%
% of FP17s Relating to Continuations	4	753	0.5%	1.0%	1.0%	0.9%
% of Patients satisfied with the dentistry they have received	3	3	N/A	92.3%	93.6%	93.3%
% of Patients satisfied with the time they had to wait for an appointment	3	3	N/A	88.3%	89.8%	88.9%

* This is based on patients treated on this contract for their most recent course of treatment. Figures in italics indicate the base number of FP17s or Patient Questionnaire responses are less than 100. N/A is shown where the base number of responses is less than 10 during the period. % is calculated as Quantity/Base number*100

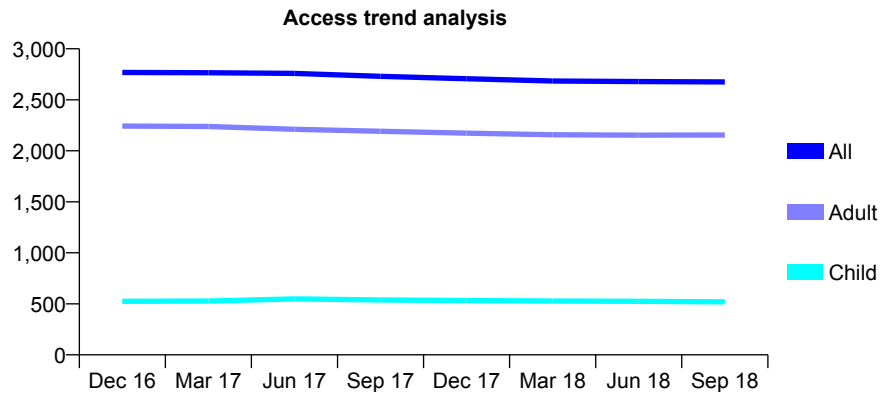
Q52 - Vital Signs At a Glance Contract Report for 560758/0001 - September 2018

Name or company name	MRS MA O'SULLIVAN
Contract type name	GDS Contract
Purpose of contract	General
Contract start date	01/04/2006
Contract end date	

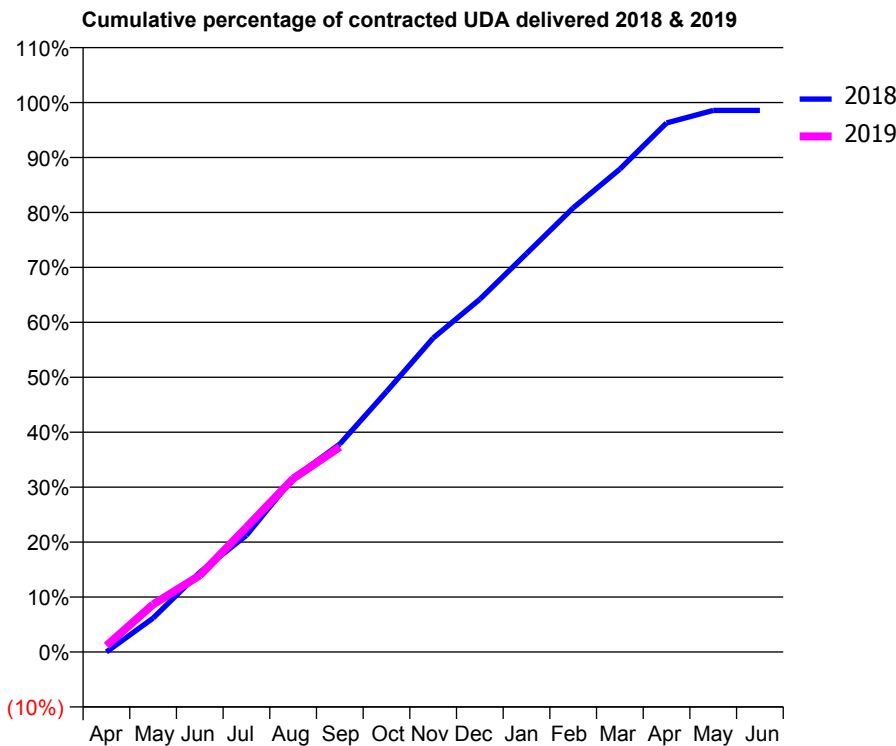
18/19 Contracted general activity (UDA)	6,350
Carry forward general activity (UDA)	0
18/19 Contracted orthodontic activity (UOA)	0
Carry forward orthodontic activity (UOA)	0
Baseline contract value	£172,140.36

ACCESS*

Patients seen in 24 months	Total	Change since previous quarter
Quarter ending September 2017	2,730	
Quarter ending December 2017	2,706	→
Quarter ending March 2018	2,684	→
Quarter ending June 2018	2,679	→
Quarter ending September 2018	2,675	→
Variance since September 2017	(2.0%)	↓



ACTIVITY



Month	Adjusted Scheduled Activity (UDA)	
	2018	2019
April	0	74
May	392	551
June	920	885
July	1,350	1,441
August	2,008	2,003
September	2,403	2,370
October	3,008	
November	3,629	
December	4,076	
January	4,604	
February	5,133	
March	5,581	
April	6,114	
May	6,258	
June	6,258	

QUALITY

	Quantity	Base Number	Contract	AT	Region	England
% of FP17s for the same patient ID Re-attending within 3 months - Children	32	358	8.9%	10.1%	12.2%	11.6%
% of FP17s for the same patient ID Re-attending within 3 months - Adults	237	1,362	17.4%	13.7%	15.8%	15.5%
% of FP17s for the same patient ID Re-attending between 3 & 9 months - Children	204	358	57.0%	61.7%	60.3%	58.8%
% of FP17s for the same patient ID Re-attending between 3 & 9 months - Adults	584	1,362	42.9%	55.5%	53.5%	51.1%
% of FP17s for Band 1 Urgent Courses	193	1,443	13.4%	8.2%	9.1%	9.0%
% of FP17s Relating to Free Repair or Replacements	22	1,443	1.5%	0.8%	1.0%	0.8%
% of FP17s Relating to Continuations	17	1,443	1.2%	1.0%	1.0%	0.9%
% of Patients satisfied with the dentistry they have received	4	4	N/A	92.3%	93.6%	93.3%
% of Patients satisfied with the time they had to wait for an appointment	4	4	N/A	88.3%	89.8%	88.9%

* This is based on patients treated on this contract for their most recent course of treatment. Figures in italics indicate the base number of FP17s or Patient Questionnaire responses are less than 100. N/A is shown where the base number of responses is less than 10 during the period. % is calculated as Quantity/Base number*100

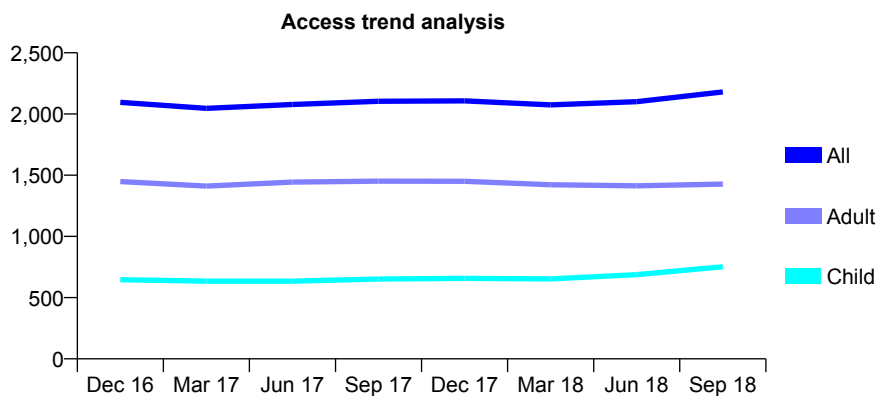
Q52 - Vital Signs At a Glance Contract Report for 569712/0001 - September 2018

Name or company name	MR NM SYKES
Contract type name	GDS Contract
Purpose of contract	General
Contract start date	01/04/2006
Contract end date	

18/19 Contracted general activity (UDA)	7,500
Carry forward general activity (UDA)	0
18/19 Contracted orthodontic activity (UOA)	0
Carry forward orthodontic activity (UOA)	0
Baseline contract value	£226,958.80

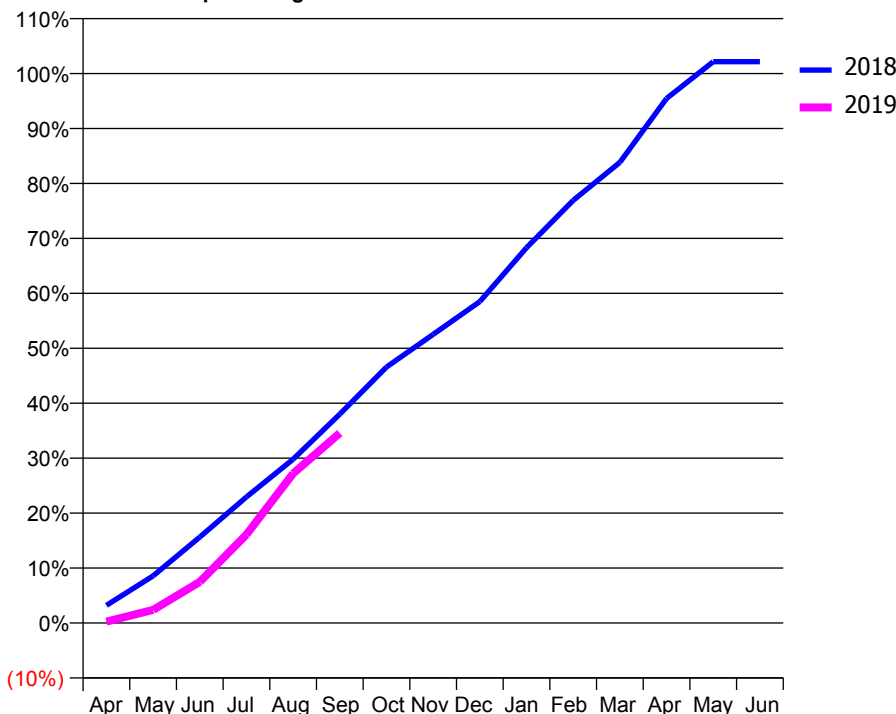
ACCESS*

Patients seen in 24 months	Total	Change since previous quarter
Quarter ending September 2017	2,104	
Quarter ending December 2017	2,107	→
Quarter ending March 2018	2,075	↓
Quarter ending June 2018	2,101	→
Quarter ending September 2018	2,180	↑
Variance since September 2017	3.6%	↑



ACTIVITY

Cumulative percentage of contracted UDA delivered 2018 & 2019



Adjusted Scheduled Activity (UDA)		
Month	2018	2019
April	240	19
May	643	179
June	1,173	562
July	1,721	1,208
August	2,235	2,041
September	2,851	2,593
October	3,493	
November	3,940	
December	4,387	
January	5,122	
February	5,769	
March	6,288	
April	7,160	
May	7,662	
June	7,662	

QUALITY

	Quantity	Base Number	Contract	AT	Region	England
% of FP17s for the same patient ID Re-attending within 3 months - Children	65	624	10.4%	10.1%	12.2%	11.6%
% of FP17s for the same patient ID Re-attending within 3 months - Adults	184	1,031	17.8%	13.7%	15.8%	15.5%
% of FP17s for the same patient ID Re-attending between 3 & 9 months - Children	312	624	50.0%	61.7%	60.3%	58.8%
% of FP17s for the same patient ID Re-attending between 3 & 9 months - Adults	513	1,031	49.8%	55.5%	53.5%	51.1%
% of FP17s for Band 1 Urgent Courses	56	1,162	4.8%	8.2%	9.1%	9.0%
% of FP17s Relating to Free Repair or Replacements	39	1,162	3.4%	0.8%	1.0%	0.8%
% of FP17s Relating to Continuations	2	1,162	0.2%	1.0%	1.0%	0.9%
% of Patients satisfied with the dentistry they have received	0	0	N/A	92.3%	93.6%	93.3%
% of Patients satisfied with the time they had to wait for an appointment	0	0	N/A	88.3%	89.8%	88.9%

* This is based on patients treated on this contract for their most recent course of treatment. Figures in italics indicate the base number of FP17s or Patient Questionnaire responses are less than 100. N/A is shown where the base number of responses is less than 10 during the period. % is calculated as Quantity/Base number*100

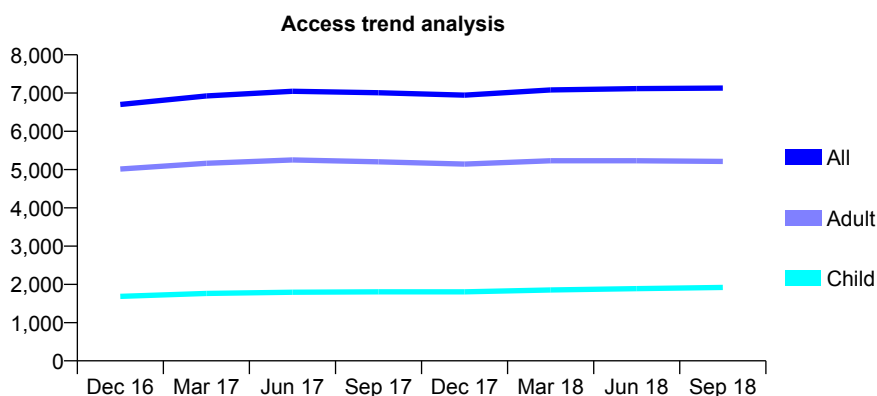
Q52 - Vital Signs At a Glance Contract Report for 575208/0002 - September 2018

Name or company name	MRS JC O'SULLIVAN
Contract type name	GDS Contract
Purpose of contract	General
Contract start date	01/04/2008
Contract end date	

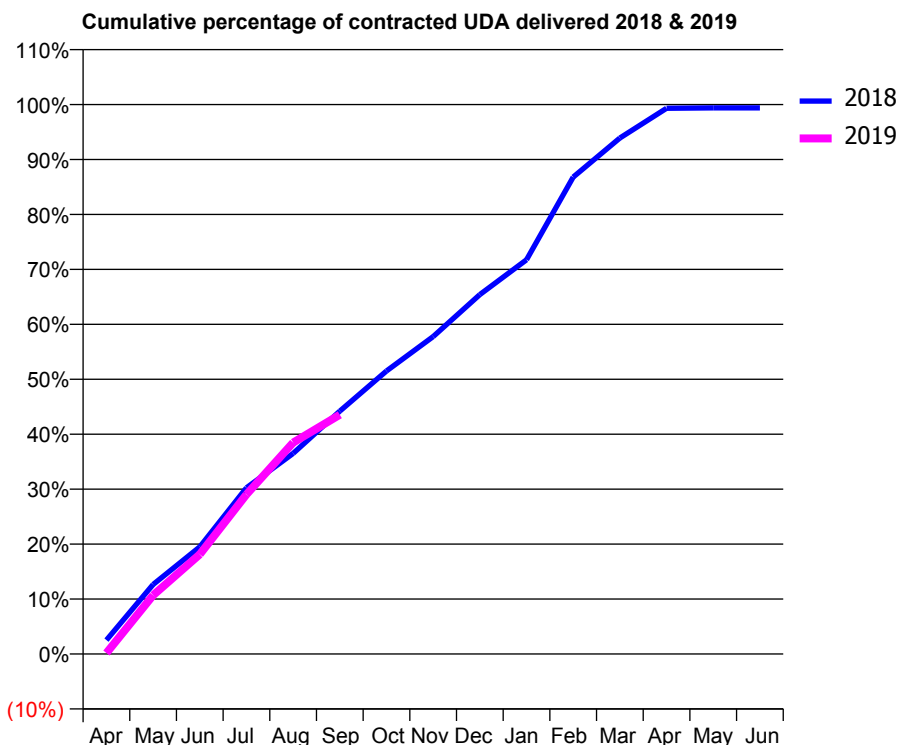
18/19 Contracted general activity (UDA)	18,414
Carry forward general activity (UDA)	0
18/19 Contracted orthodontic activity (UOA)	0
Carry forward orthodontic activity (UOA)	0
Baseline contract value	£659,130.02

ACCESS*

Patients seen in 24 months	Total	Change since previous quarter
Quarter ending September 2017	7,007	
Quarter ending December 2017	6,946	→
Quarter ending March 2018	7,081	→
Quarter ending June 2018	7,118	→
Quarter ending September 2018	7,130	→
Variance since September 2017	1.8%	→



ACTIVITY



Month	Adjusted Scheduled Activity (UDA)	
	2018	2019
April	468	35
May	2,328	1,969
June	3,589	3,342
July	5,570	5,348
August	6,725	7,083
September	8,138	8,019
October	9,486	
November	10,635	
December	12,043	
January	13,209	
February	15,980	
March	17,289	
April	18,289	
May	18,302	
June	18,302	

QUALITY

	Quantity	Base Number	Contract	AT	Region	England
% of FP17s for the same patient ID Re-attending within 3 months - Children	97	1,586	6.1%	10.1%	12.2%	11.6%
% of FP17s for the same patient ID Re-attending within 3 months - Adults	751	4,330	17.3%	13.7%	15.8%	15.5%
% of FP17s for the same patient ID Re-attending between 3 & 9 months - Children	1,052	1,586	66.3%	61.7%	60.3%	58.8%
% of FP17s for the same patient ID Re-attending between 3 & 9 months - Adults	2,744	4,330	63.4%	55.5%	53.5%	51.1%
% of FP17s for Band 1 Urgent Courses	344	4,829	7.1%	8.2%	9.1%	9.0%
% of FP17s Relating to Free Repair or Replacements	51	4,829	1.1%	0.8%	1.0%	0.8%
% of FP17s Relating to Continuations	126	4,829	2.6%	1.0%	1.0%	0.9%
% of Patients satisfied with the dentistry they have received	2	2	N/A	92.3%	93.6%	93.3%
% of Patients satisfied with the time they had to wait for an appointment	1	2	N/A	88.3%	89.8%	88.9%

* This is based on patients treated on this contract for their most recent course of treatment. Figures in italics indicate the base number of FP17s or Patient Questionnaire responses are less than 100. N/A is shown where the base number of responses is less than 10 during the period. % is calculated as Quantity/Base number*100

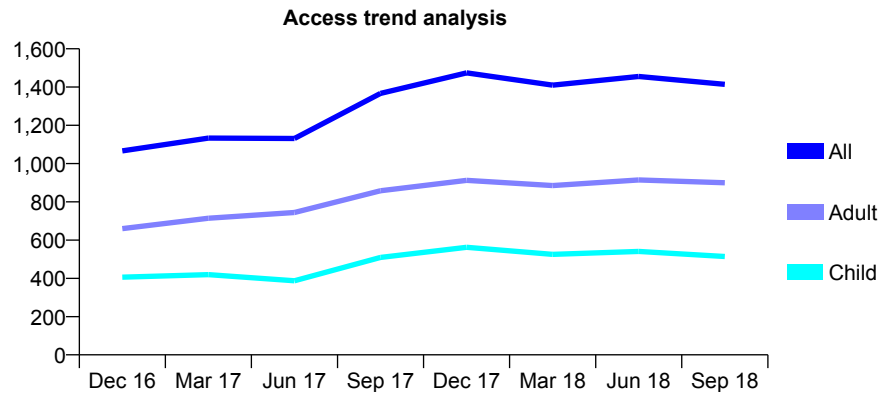
Q52 - Vital Signs At a Glance Contract Report for 623520/0001 - September 2018

Name or company name	N Kaushal & D Kaushal
Contract type name	GDS Contract
Purpose of contract	General
Contract start date	01/04/2006
Contract end date	

18/19 Contracted general activity (UDA)	4,347
Carry forward general activity (UDA)	0
18/19 Contracted orthodontic activity (UOA)	0
Carry forward orthodontic activity (UOA)	0
Baseline contract value	£123,757.33

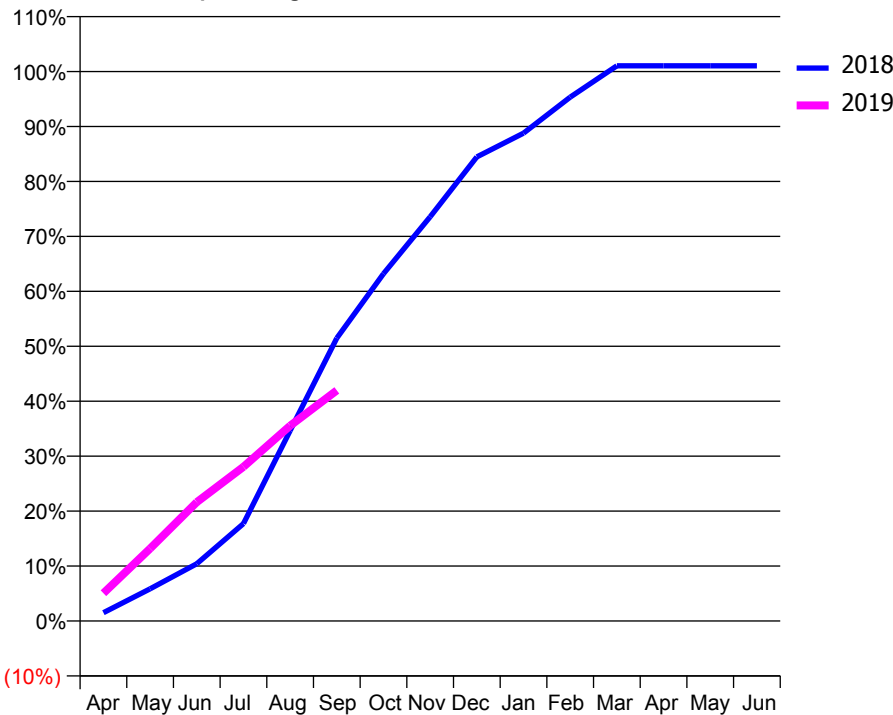
ACCESS*

Patients seen in 24 months	Total	Change since previous quarter
Quarter ending September 2017	1,367	
Quarter ending December 2017	1,474	↑
Quarter ending March 2018	1,410	↓
Quarter ending June 2018	1,455	↑
Quarter ending September 2018	1,414	↓
Variance since September 2017	3.4%	↑



ACTIVITY

Cumulative percentage of contracted UDA delivered 2018 & 2019



Month	Adjusted Scheduled Activity (UDA)	
	2018	2019
April	78	220
May	300	573
June	535	940
July	909	1,220
August	1,777	1,544
September	2,640	1,825
October	3,241	
November	3,773	
December	4,331	
January	4,552	
February	4,889	
March	5,181	
April	5,181	
May	5,181	
June	5,181	

QUALITY

	Quantity	Base Number	Contract	AT	Region	England
% of FP17s for the same patient ID Re-attending within 3 months - Children	2	190	1.1%	10.1%	12.2%	11.6%
% of FP17s for the same patient ID Re-attending within 3 months - Adults	13	288	4.5%	13.7%	15.8%	15.5%
% of FP17s for the same patient ID Re-attending between 3 & 9 months - Children	54	190	28.4%	61.7%	60.3%	58.8%
% of FP17s for the same patient ID Re-attending between 3 & 9 months - Adults	86	288	29.9%	55.5%	53.5%	51.1%
% of FP17s for Band 1 Urgent Courses	3	477	0.6%	8.2%	9.1%	9.0%
% of FP17s Relating to Free Repair or Replacements	0	477	0.0%	0.8%	1.0%	0.8%
% of FP17s Relating to Continuations	0	477	0.0%	1.0%	1.0%	0.9%
% of Patients satisfied with the dentistry they have received	0	1	N/A	92.3%	93.6%	93.3%
% of Patients satisfied with the time they had to wait for an appointment	1	1	N/A	88.3%	89.8%	88.9%

* This is based on patients treated on this contract for their most recent course of treatment. Figures in italics indicate the base number of FP17s or Patient Questionnaire responses are less than 100. N/A is shown where the base number of responses is less than 10 during the period. % is calculated as Quantity/Base number*100

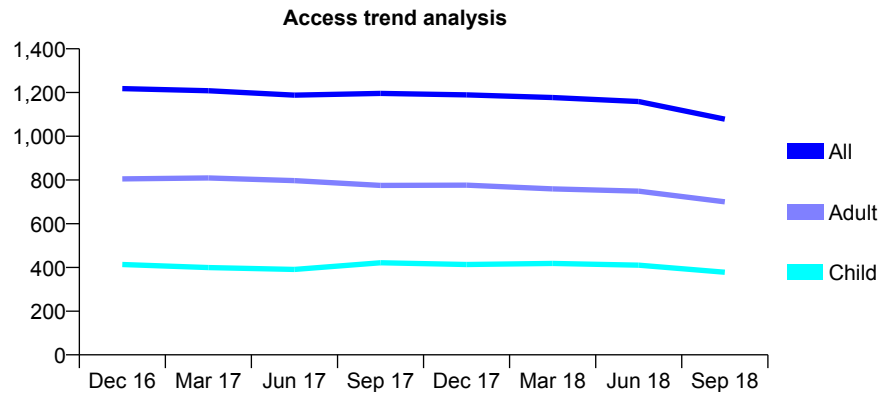
Q52 - Vital Signs At a Glance Contract Report for 623520/0002 - September 2018

Name or company name	MR GS CHANA
Contract type name	GDS Contract
Purpose of contract	General
Contract start date	01/04/2006
Contract end date	

18/19 Contracted general activity (UDA)	4,150
Carry forward general activity (UDA)	0
18/19 Contracted orthodontic activity (UOA)	0
Carry forward orthodontic activity (UOA)	0
Baseline contract value	£124,521.68

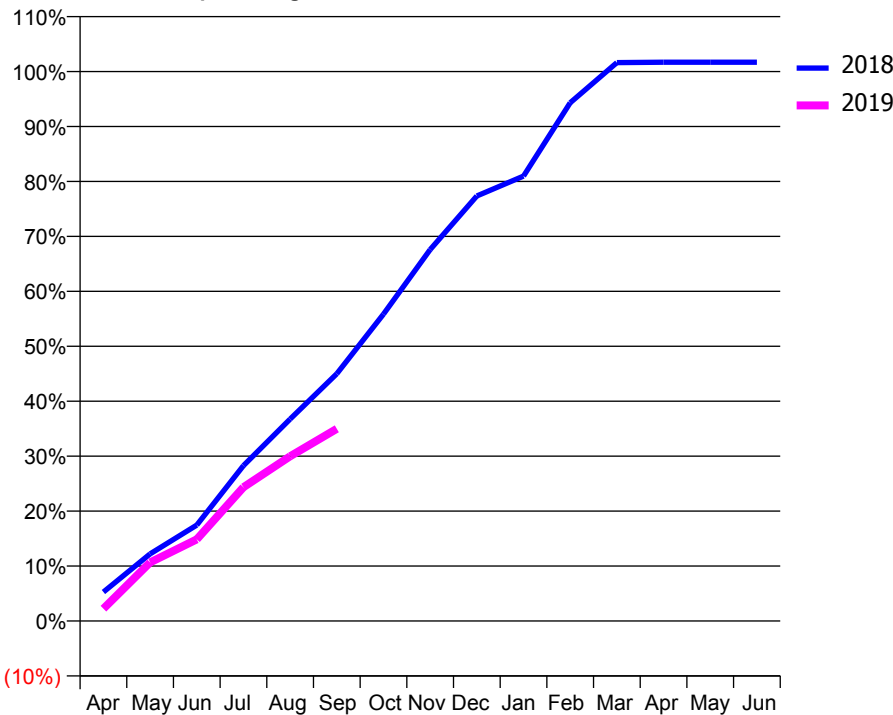
ACCESS*

Patients seen in 24 months	Total	Change since previous quarter
Quarter ending September 2017	1,196	
Quarter ending December 2017	1,189	→
Quarter ending March 2018	1,177	↓
Quarter ending June 2018	1,159	↓
Quarter ending September 2018	1,078	↓
Variance since September 2017	(9.9%)	↓



ACTIVITY

Cumulative percentage of contracted UDA delivered 2018 & 2019



Adjusted Scheduled Activity (UDA)		
Month	2018	2019
April	219	93
May	507	443
June	725	617
July	1,174	1,010
August	1,525	1,244
September	1,868	1,451
October	2,318	
November	2,805	
December	3,210	
January	3,360	
February	3,914	
March	4,217	
April	4,220	
May	4,220	
June	4,220	

QUALITY

	Quantity	Base Number	Contract	AT	Region	England
% of FP17s for the same patient ID Re-attending within 3 months - Children	7	139	5.0%	10.1%	12.2%	11.6%
% of FP17s for the same patient ID Re-attending within 3 months - Adults	11	214	5.1%	13.7%	15.8%	15.5%
% of FP17s for the same patient ID Re-attending between 3 & 9 months - Children	28	139	20.1%	61.7%	60.3%	58.8%
% of FP17s for the same patient ID Re-attending between 3 & 9 months - Adults	44	214	20.6%	55.5%	53.5%	51.1%
% of FP17s for Band 1 Urgent Courses	2	352	0.6%	8.2%	9.1%	9.0%
% of FP17s Relating to Free Repair or Replacements	0	352	0.0%	0.8%	1.0%	0.8%
% of FP17s Relating to Continuations	0	352	0.0%	1.0%	1.0%	0.9%
% of Patients satisfied with the dentistry they have received	0	0	N/A	92.3%	93.6%	93.3%
% of Patients satisfied with the time they had to wait for an appointment	0	0	N/A	88.3%	89.8%	88.9%

* This is based on patients treated on this contract for their most recent course of treatment. Figures in italics indicate the base number of FP17s or Patient Questionnaire responses are less than 100. N/A is shown where the base number of responses is less than 10 during the period. % is calculated as Quantity/Base number*100

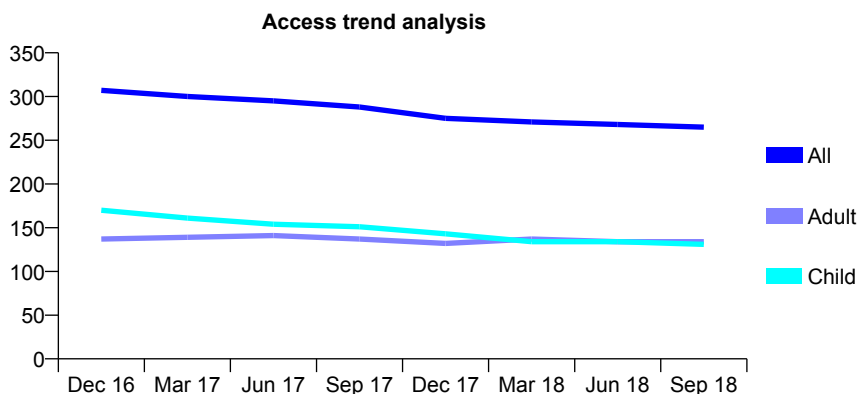
Q52 - Vital Signs At a Glance Contract Report for 631191/0001 - September 2018

Name or company name	MRS MJ MILLINGTON-SMITH
Contract type name	GDS Contract
Purpose of contract	General
Contract start date	01/04/2006
Contract end date	

18/19 Contracted general activity (UDA)	850
Carry forward general activity (UDA)	0
18/19 Contracted orthodontic activity (UOA)	0
Carry forward orthodontic activity (UOA)	0
Baseline contract value	£26,513.55

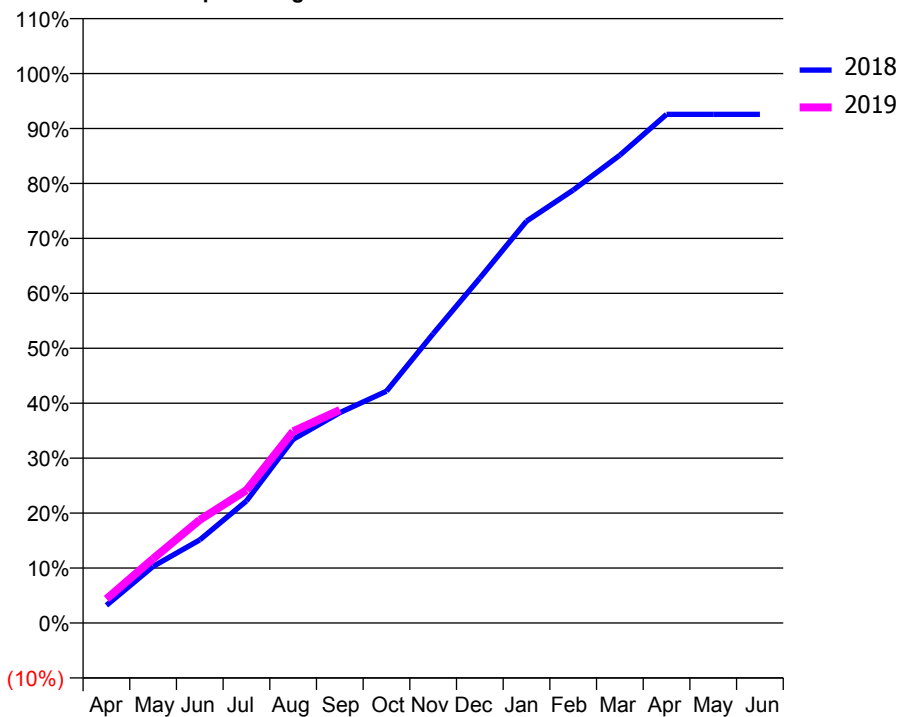
ACCESS*

Patients seen in 24 months	Total	Change since previous quarter
Quarter ending September 2017	288	
Quarter ending December 2017	275	↓
Quarter ending March 2018	271	↓
Quarter ending June 2018	268	↓
Quarter ending September 2018	265	↓
Variance since September 2017	(8.0%)	↓



ACTIVITY

Cumulative percentage of contracted UDA delivered 2018 & 2019



Adjusted Scheduled Activity (UDA)		
Month	2018	2019
April	27	37
May	88	100
June	129	160
July	189	206
August	284	297
September	325	330
October	359	
November	448	
December	534	
January	622	
February	670	
March	724	
April	787	
May	787	
June	787	

QUALITY

	Quantity	Base Number	Contract	AT	Region	England
% of FP17s for the same patient ID Re-attending within 3 months - Children	5	118	4.2%	10.1%	12.2%	11.6%
% of FP17s for the same patient ID Re-attending within 3 months - Adults	18	108	16.7%	13.7%	15.8%	15.5%
% of FP17s for the same patient ID Re-attending between 3 & 9 months - Children	94	118	79.7%	61.7%	60.3%	58.8%
% of FP17s for the same patient ID Re-attending between 3 & 9 months - Adults	73	108	67.6%	55.5%	53.5%	51.1%
% of FP17s for Band 1 Urgent Courses	3	199	1.5%	8.2%	9.1%	9.0%
% of FP17s Relating to Free Repair or Replacements	0	199	0.0%	0.8%	1.0%	0.8%
% of FP17s Relating to Continuations	2	199	1.0%	1.0%	1.0%	0.9%
% of Patients satisfied with the dentistry they have received	0	0	N/A	92.3%	93.6%	93.3%
% of Patients satisfied with the time they had to wait for an appointment	0	0	N/A	88.3%	89.8%	88.9%

* This is based on patients treated on this contract for their most recent course of treatment. Figures in italics indicate the base number of FP17s or Patient Questionnaire responses are less than 100. N/A is shown where the base number of responses is less than 10 during the period. % is calculated as Quantity/Base number*100

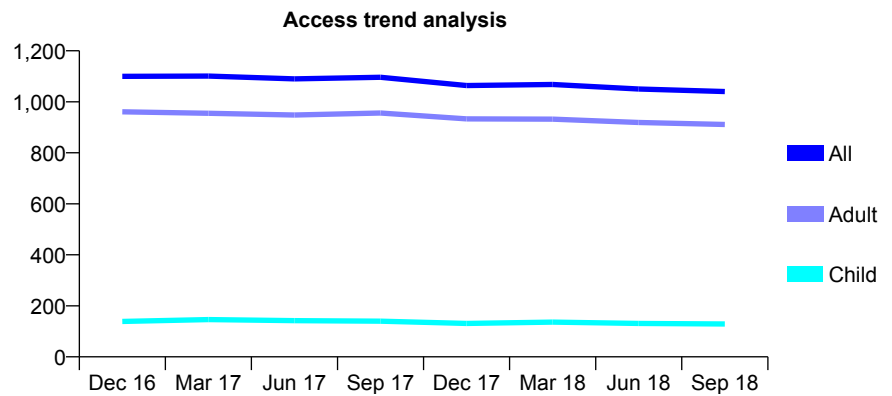
Q52 - Vital Signs At a Glance Contract Report for 631507/0001 - September 2018

Name or company name	MR JC RAYNER
Contract type name	GDS Contract
Purpose of contract	General
Contract start date	01/04/2006
Contract end date	

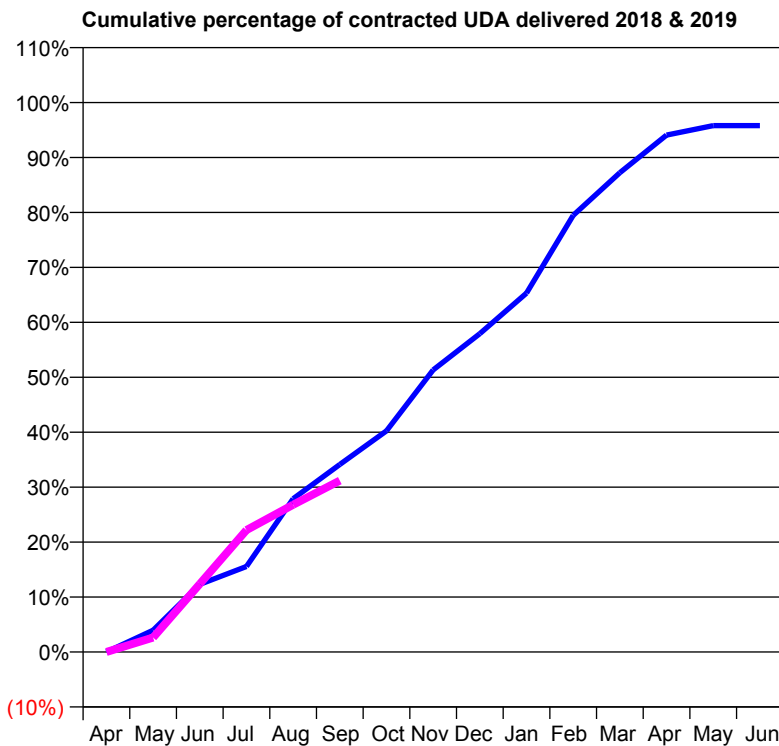
18/19 Contracted general activity (UDA)	2,718
Carry forward general activity (UDA)	0
18/19 Contracted orthodontic activity (UOA)	0
Carry forward orthodontic activity (UOA)	0
Baseline contract value	£54,248.45

ACCESS*

Patients seen in 24 months	Total	Change since previous quarter
Quarter ending September 2017	1,096	
Quarter ending December 2017	1,064	↓
Quarter ending March 2018	1,068	→
Quarter ending June 2018	1,050	↓
Quarter ending September 2018	1,040	→
Variance since September 2017	(5.1%)	↓



ACTIVITY



Adjusted Scheduled Activity (UDA)		
Month	2018	2019
April	0	0
May	108	72
June	335	337
July	423	603
August	758	728
September	928	848
October	1,094	
November	1,396	
December	1,575	
January	1,775	
February	2,160	
March	2,371	
April	2,557	
May	2,604	
June	2,604	

QUALITY

	Quantity	Base Number	Contract	AT	Region	England
% of FP17s for the same patient ID Re-attending within 3 months - Children	10	81	12.3%	10.1%	12.2%	11.6%
% of FP17s for the same patient ID Re-attending within 3 months - Adults	67	450	14.9%	13.7%	15.8%	15.5%
% of FP17s for the same patient ID Re-attending between 3 & 9 months - Children	43	81	53.1%	61.7%	60.3%	58.8%
% of FP17s for the same patient ID Re-attending between 3 & 9 months - Adults	175	450	38.9%	55.5%	53.5%	51.1%
% of FP17s for Band 1 Urgent Courses	39	419	9.3%	8.2%	9.1%	9.0%
% of FP17s Relating to Free Repair or Replacements	2	419	0.5%	0.8%	1.0%	0.8%
% of FP17s Relating to Continuations	8	419	1.9%	1.0%	1.0%	0.9%
% of Patients satisfied with the dentistry they have received	4	4	N/A	92.3%	93.6%	93.3%
% of Patients satisfied with the time they had to wait for an appointment	4	4	N/A	88.3%	89.8%	88.9%

* This is based on patients treated on this contract for their most recent course of treatment. Figures in italics indicate the base number of FP17s or Patient Questionnaire responses are less than 100. N/A is shown where the base number of responses is less than 10 during the period. % is calculated as Quantity/Base number*100

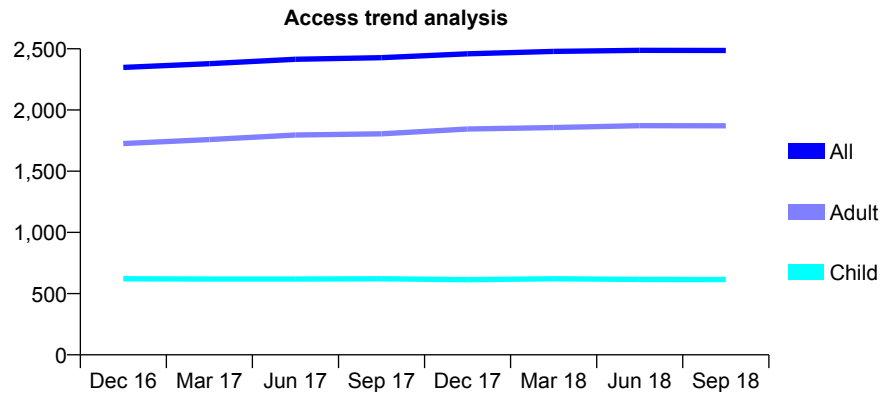
Q52 - Vital Signs At a Glance Contract Report for 632643/0001 - September 2018

Name or company name	MR PA BRIDGE
Contract type name	GDS Contract
Purpose of contract	General
Contract start date	01/04/2006
Contract end date	

18/19 Contracted general activity (UDA)	9,046
Carry forward general activity (UDA)	0
18/19 Contracted orthodontic activity (UOA)	0
Carry forward orthodontic activity (UOA)	0
Baseline contract value	£235,337.84

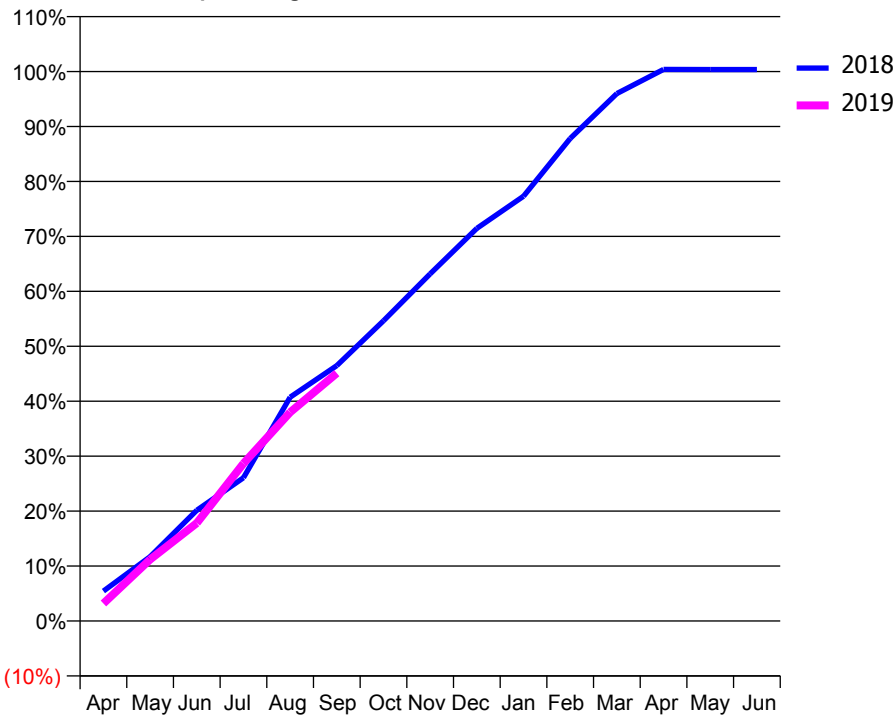
ACCESS*

Patients seen in 24 months	Total	Change since previous quarter
Quarter ending September 2017	2,428	
Quarter ending December 2017	2,459	→
Quarter ending March 2018	2,479	→
Quarter ending June 2018	2,488	→
Quarter ending September 2018	2,486	→
Variance since September 2017	2.4%	↑



ACTIVITY

Cumulative percentage of contracted UDA delivered 2018 & 2019



Month	Adjusted Scheduled Activity (UDA)	
	2018	2019
April	493	288
May	1,060	1,014
June	1,823	1,613
July	2,360	2,593
August	3,685	3,437
September	4,205	4,080
October	4,943	
November	5,715	
December	6,464	
January	6,993	
February	7,944	
March	8,682	
April	9,080	
May	9,079	
June	9,079	

QUALITY

	Quantity	Base Number	Contract	AT	Region	England
% of FP17s for the same patient ID Re-attending within 3 months - Children	48	521	9.2%	10.1%	12.2%	11.6%
% of FP17s for the same patient ID Re-attending within 3 months - Adults	233	1,656	14.1%	13.7%	15.8%	15.5%
% of FP17s for the same patient ID Re-attending between 3 & 9 months - Children	364	521	69.9%	61.7%	60.3%	58.8%
% of FP17s for the same patient ID Re-attending between 3 & 9 months - Adults	1,189	1,656	71.8%	55.5%	53.5%	51.1%
% of FP17s for Band 1 Urgent Courses	147	2,013	7.3%	8.2%	9.1%	9.0%
% of FP17s Relating to Free Repair or Replacements	9	2,013	0.4%	0.8%	1.0%	0.8%
% of FP17s Relating to Continuations	16	2,013	0.8%	1.0%	1.0%	0.9%
% of Patients satisfied with the dentistry they have received	4	4	N/A	92.3%	93.6%	93.3%
% of Patients satisfied with the time they had to wait for an appointment	4	4	N/A	88.3%	89.8%	88.9%

* This is based on patients treated on this contract for their most recent course of treatment. Figures in italics indicate the base number of FP17s or Patient Questionnaire responses are less than 100. N/A is shown where the base number of responses is less than 10 during the period. % is calculated as Quantity/Base number*100

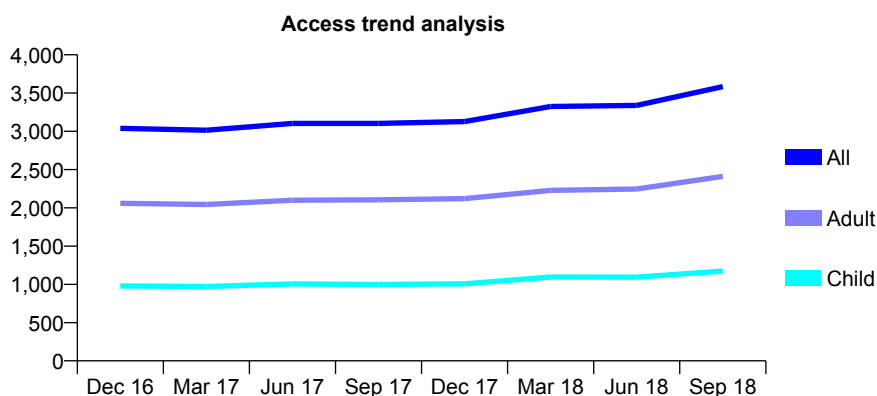
Q52 - Vital Signs At a Glance Contract Report for 643637/0001 - September 2018

Name or company name	MR A VANIA
Contract type name	GDS Contract
Purpose of contract	General
Contract start date	01/04/2006
Contract end date	

18/19 Contracted general activity (UDA)	11,017
Carry forward general activity (UDA)	0
18/19 Contracted orthodontic activity (UOA)	0
Carry forward orthodontic activity (UOA)	0
Baseline contract value	£341,781.20

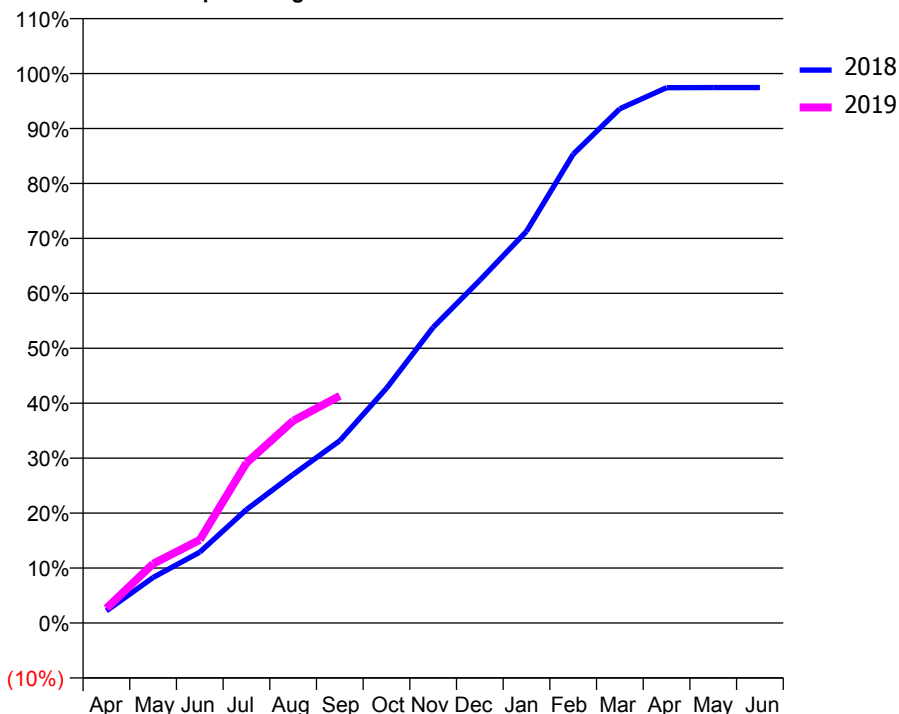
ACCESS*

Patients seen in 24 months	Total	Change since previous quarter
Quarter ending September 2017	3,103	
Quarter ending December 2017	3,127	→
Quarter ending March 2018	3,324	↑
Quarter ending June 2018	3,339	→
Quarter ending September 2018	3,585	↑
Variance since September 2017	15.5%	↑



ACTIVITY

Cumulative percentage of contracted UDA delivered 2018 & 2019



Month	Adjusted Scheduled Activity (UDA)	
	2018	2019
April	250	296
May	934	1,189
June	1,453	1,668
July	2,326	3,209
August	3,047	4,054
September	3,741	4,555
October	4,817	
November	6,067	
December	7,033	
January	8,035	
February	9,618	
March	10,550	
April	10,983	
May	10,984	
June	10,984	

QUALITY

	Quantity	Base Number	Contract	AT	Region	England
% of FP17s for the same patient ID Re-attending within 3 months - Children	169	1,224	13.8%	10.1%	12.2%	11.6%
% of FP17s for the same patient ID Re-attending within 3 months - Adults	340	1,745	19.5%	13.7%	15.8%	15.5%
% of FP17s for the same patient ID Re-attending between 3 & 9 months - Children	867	1,224	70.8%	61.7%	60.3%	58.8%
% of FP17s for the same patient ID Re-attending between 3 & 9 months - Adults	1,026	1,745	58.8%	55.5%	53.5%	51.1%
% of FP17s for Band 1 Urgent Courses	339	2,754	12.3%	8.2%	9.1%	9.0%
% of FP17s Relating to Free Repair or Replacements	19	2,754	0.7%	0.8%	1.0%	0.8%
% of FP17s Relating to Continuations	15	2,754	0.5%	1.0%	1.0%	0.9%
% of Patients satisfied with the dentistry they have received	1	2	N/A	92.3%	93.6%	93.3%
% of Patients satisfied with the time they had to wait for an appointment	2	2	N/A	88.3%	89.8%	88.9%

* This is based on patients treated on this contract for their most recent course of treatment. Figures in italics indicate the base number of FP17s or Patient Questionnaire responses are less than 100. N/A is shown where the base number of responses is less than 10 during the period. % is calculated as Quantity/Base number*100

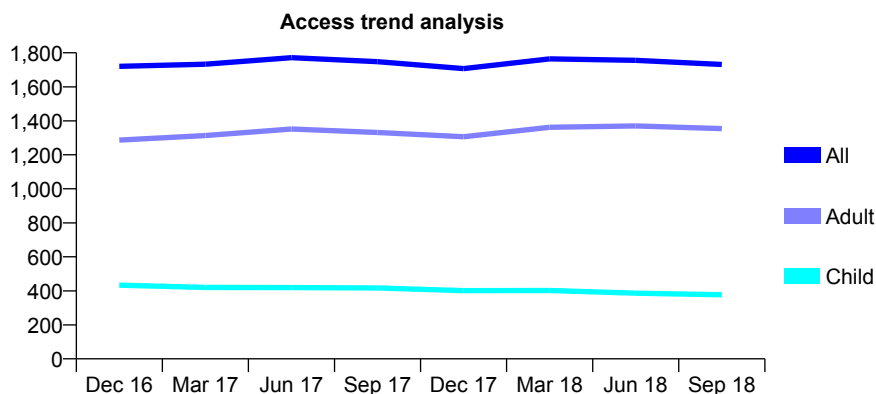
Q52 - Vital Signs At a Glance Contract Report for 650889/0001 - September 2018

Name or company name	MR SO ODAI
Contract type name	GDS Contract
Purpose of contract	General
Contract start date	01/04/2006
Contract end date	

18/19 Contracted general activity (UDA)	4,288
Carry forward general activity (UDA)	0
18/19 Contracted orthodontic activity (UOA)	0
Carry forward orthodontic activity (UOA)	0
Baseline contract value	£115,290.51

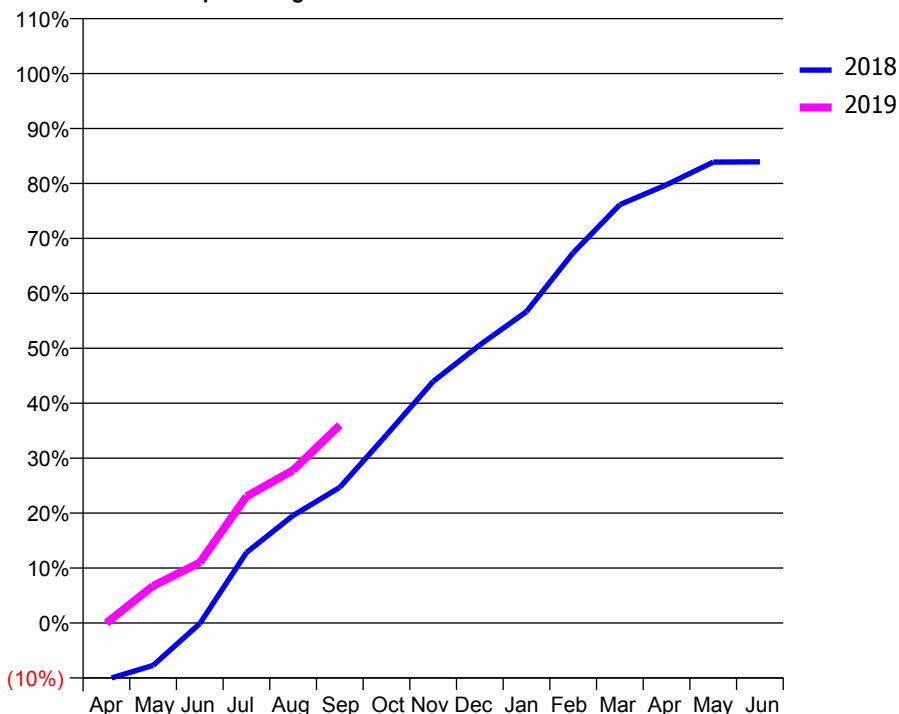
ACCESS*

Patients seen in 24 months	Total	Change since previous quarter
Quarter ending September 2017	1,748	
Quarter ending December 2017	1,707	↓
Quarter ending March 2018	1,764	↑
Quarter ending June 2018	1,756	→
Quarter ending September 2018	1,731	↓
Variance since September 2017	(1.0%)	→



ACTIVITY

Cumulative percentage of contracted UDA delivered 2018 & 2019



Adjusted Scheduled Activity (UDA)

Month	2018	2019
April	-481	0
May	-361	290
June	-6	472
July	599	988
August	914	1,193
September	1,154	1,544
October	1,599	
November	2,054	
December	2,365	
January	2,648	
February	3,148	
March	3,557	
April	3,726	
May	3,919	
June	3,921	

QUALITY

	Quantity	Base Number	Contract	AT	Region	England
% of FP17s for the same patient ID Re-attending within 3 months - Children	19	243	7.8%	10.1%	12.2%	11.6%
% of FP17s for the same patient ID Re-attending within 3 months - Adults	136	839	16.2%	13.7%	15.8%	15.5%
% of FP17s for the same patient ID Re-attending between 3 & 9 months - Children	129	243	53.1%	61.7%	60.3%	58.8%
% of FP17s for the same patient ID Re-attending between 3 & 9 months - Adults	473	839	56.4%	55.5%	53.5%	51.1%
% of FP17s for Band 1 Urgent Courses	82	932	8.8%	8.2%	9.1%	9.0%
% of FP17s Relating to Free Repair or Replacements	6	932	0.6%	0.8%	1.0%	0.8%
% of FP17s Relating to Continuations	12	932	1.3%	1.0%	1.0%	0.9%
% of Patients satisfied with the dentistry they have received	3	3	N/A	92.3%	93.6%	93.3%
% of Patients satisfied with the time they had to wait for an appointment	3	3	N/A	88.3%	89.8%	88.9%

* This is based on patients treated on this contract for their most recent course of treatment. Figures in italics indicate the base number of FP17s or Patient Questionnaire responses are less than 100. N/A is shown where the base number of responses is less than 10 during the period. % is calculated as Quantity/Base number*100

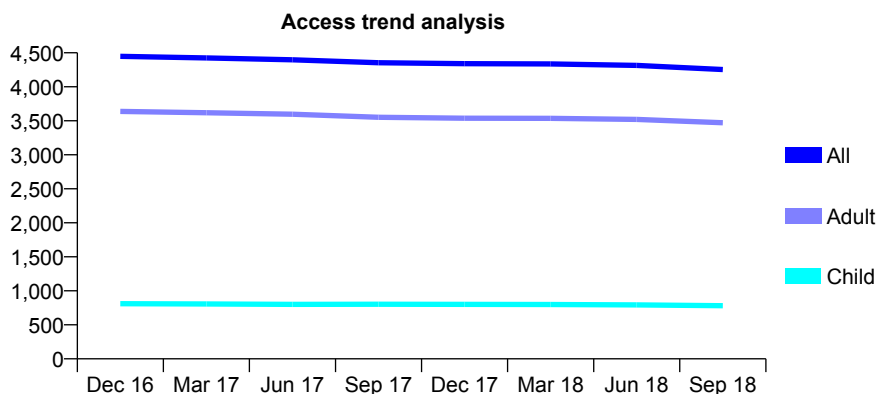
Q52 - Vital Signs At a Glance Contract Report for 650986/0001 - September 2018

Name or company name	MISS JE COTTERILL
Contract type name	GDS Contract
Purpose of contract	General
Contract start date	01/04/2006
Contract end date	

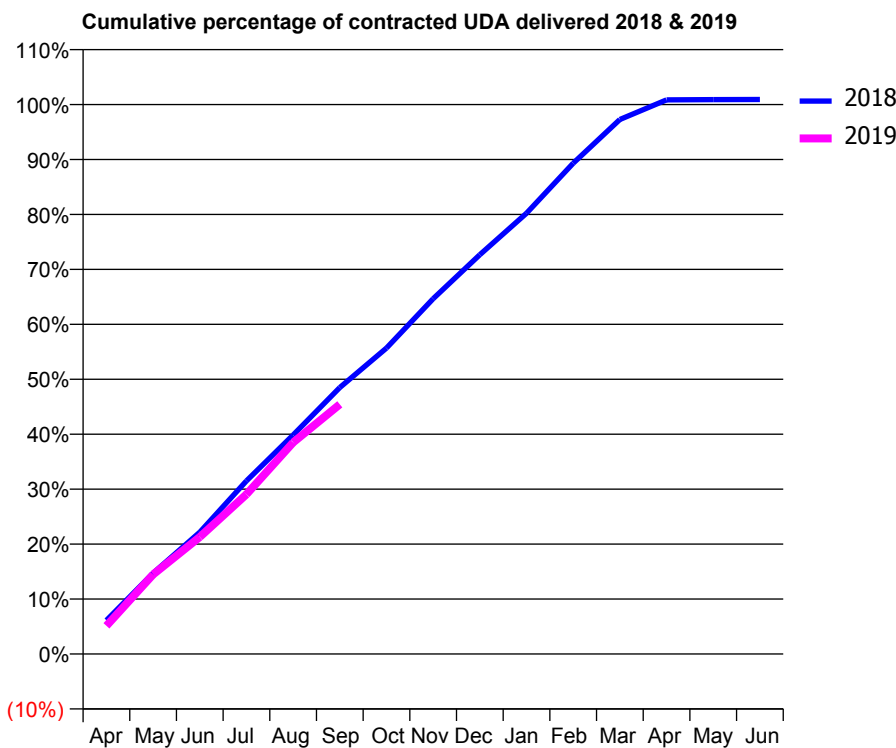
18/19 Contracted general activity (UDA)	12,927
Carry forward general activity (UDA)	0
18/19 Contracted orthodontic activity (UOA)	0
Carry forward orthodontic activity (UOA)	0
Baseline contract value	£318,103.71

ACCESS*

Patients seen in 24 months	Total	Change since previous quarter
Quarter ending September 2017	4,354	
Quarter ending December 2017	4,340	→
Quarter ending March 2018	4,336	→
Quarter ending June 2018	4,315	→
Quarter ending September 2018	4,254	↓
Variance since September 2017	(2.3%)	↓



ACTIVITY



Month	Adjusted Scheduled Activity (UDA)	
	2018	2019
April	791	665
May	1,901	1,871
June	2,866	2,753
July	4,072	3,755
August	5,152	4,978
September	6,269	5,873
October	7,197	
November	8,358	
December	9,395	
January	10,369	
February	11,545	
March	12,574	
April	13,036	
May	13,043	
June	13,046	

QUALITY

	Quantity	Base Number	Contract	AT	Region	England
% of FP17s for the same patient ID Re-attending within 3 months - Children	42	677	6.2%	10.1%	12.2%	11.6%
% of FP17s for the same patient ID Re-attending within 3 months - Adults	448	2,991	15.0%	13.7%	15.8%	15.5%
% of FP17s for the same patient ID Re-attending between 3 & 9 months - Children	506	677	74.7%	61.7%	60.3%	58.8%
% of FP17s for the same patient ID Re-attending between 3 & 9 months - Adults	2,088	2,991	69.8%	55.5%	53.5%	51.1%
% of FP17s for Band 1 Urgent Courses	221	3,429	6.4%	8.2%	9.1%	9.0%
% of FP17s Relating to Free Repair or Replacements	61	3,429	1.8%	0.8%	1.0%	0.8%
% of FP17s Relating to Continuations	33	3,429	1.0%	1.0%	1.0%	0.9%
% of Patients satisfied with the dentistry they have received	3	3	N/A	92.3%	93.6%	93.3%
% of Patients satisfied with the time they had to wait for an appointment	3	3	N/A	88.3%	89.8%	88.9%

* This is based on patients treated on this contract for their most recent course of treatment. Figures in italics indicate the base number of FP17s or Patient Questionnaire responses are less than 100. N/A is shown where the base number of responses is less than 10 during the period. % is calculated as Quantity/Base number*100

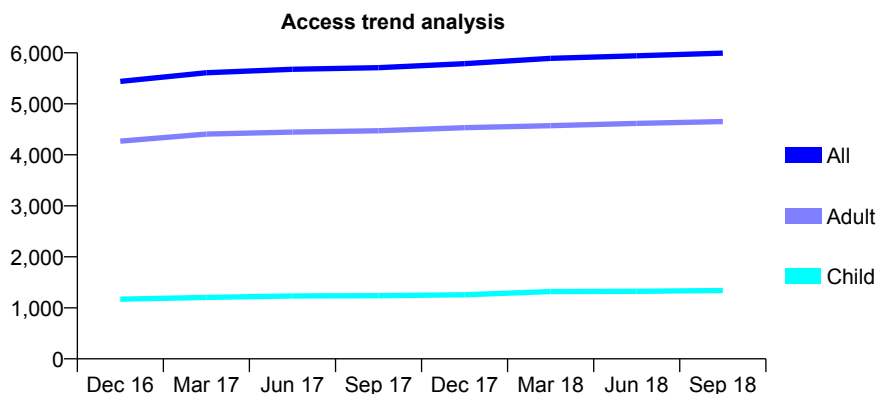
Q52 - Vital Signs At a Glance Contract Report for 658049/0001 - September 2018

Name or company name	MISS KM HAYES-SINCLAIR
Contract type name	GDS Contract
Purpose of contract	General
Contract start date	01/12/2010
Contract end date	

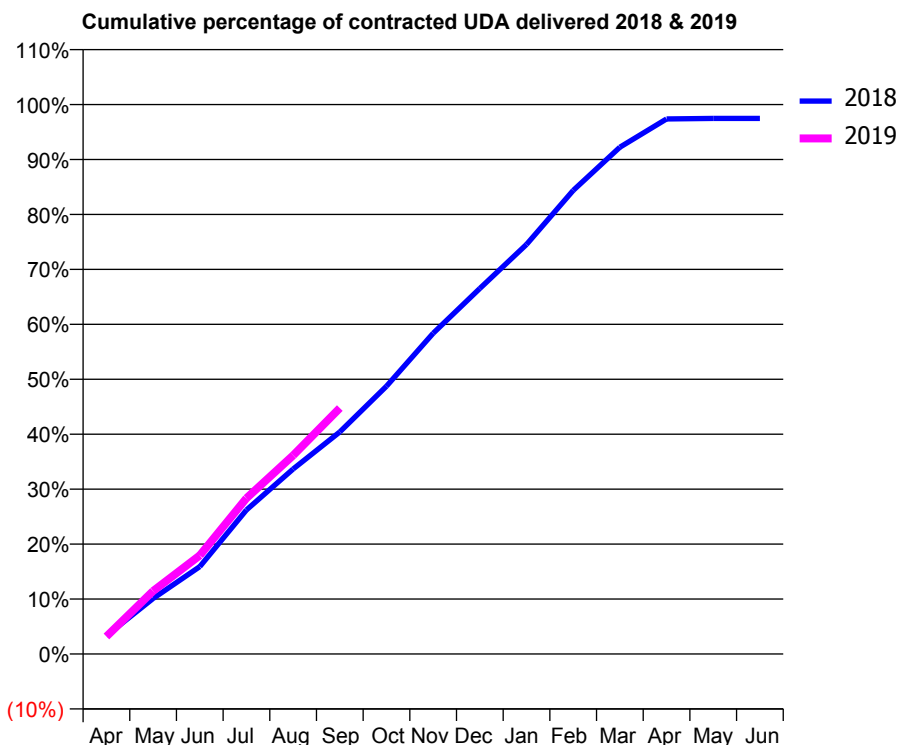
18/19 Contracted general activity (UDA)	16,775
Carry forward general activity (UDA)	0
18/19 Contracted orthodontic activity (UOA)	0
Carry forward orthodontic activity (UOA)	0
Baseline contract value	£526,049.93

ACCESS*

Patients seen in 24 months	Total	Change since previous quarter
Quarter ending September 2017	5,709	
Quarter ending December 2017	5,788	→
Quarter ending March 2018	5,892	→
Quarter ending June 2018	5,940	→
Quarter ending September 2018	5,993	→
Variance since September 2017	5.0%	↑



ACTIVITY



Month	Adjusted Scheduled Activity (UDA)	
	2018	2019
April	558	533
May	1,695	1,922
June	2,669	3,009
July	4,399	4,756
August	5,649	6,062
September	6,781	7,509
October	8,178	
November	9,794	
December	11,159	
January	12,503	
February	14,154	
March	15,470	
April	16,334	
May	16,352	
June	16,352	

QUALITY

	Quantity	Base Number	Contract	AT	Region	England
% of FP17s for the same patient ID Re-attending within 3 months - Children	132	1,150	11.5%	10.1%	12.2%	11.6%
% of FP17s for the same patient ID Re-attending within 3 months - Adults	510	2,828	18.0%	13.7%	15.8%	15.5%
% of FP17s for the same patient ID Re-attending between 3 & 9 months - Children	770	1,150	67.0%	61.7%	60.3%	58.8%
% of FP17s for the same patient ID Re-attending between 3 & 9 months - Adults	728	2,828	25.7%	55.5%	53.5%	51.1%
% of FP17s for Band 1 Urgent Courses	235	3,601	6.5%	8.2%	9.1%	9.0%
% of FP17s Relating to Free Repair or Replacements	34	3,601	0.9%	0.8%	1.0%	0.8%
% of FP17s Relating to Continuations	154	3,601	4.3%	1.0%	1.0%	0.9%
% of Patients satisfied with the dentistry they have received	2	2	N/A	92.3%	93.6%	93.3%
% of Patients satisfied with the time they had to wait for an appointment	2	2	N/A	88.3%	89.8%	88.9%

* This is based on patients treated on this contract for their most recent course of treatment. Figures in italics indicate the base number of FP17s or Patient Questionnaire responses are less than 100. N/A is shown where the base number of responses is less than 10 during the period. % is calculated as Quantity/Base number*100

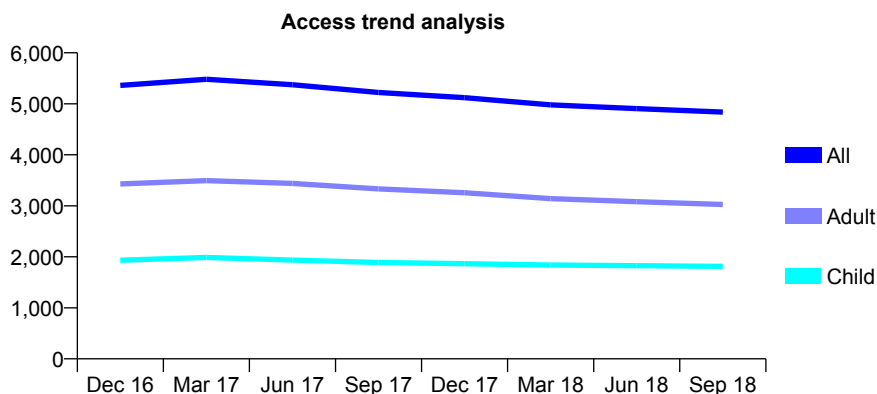
Q52 - Vital Signs At a Glance Contract Report for 658308/0002 - September 2018

Name or company name	Perfect Smile Clinic (UK) Ltd
Contract type name	GDS Contract
Purpose of contract	General
Contract start date	01/11/2009
Contract end date	

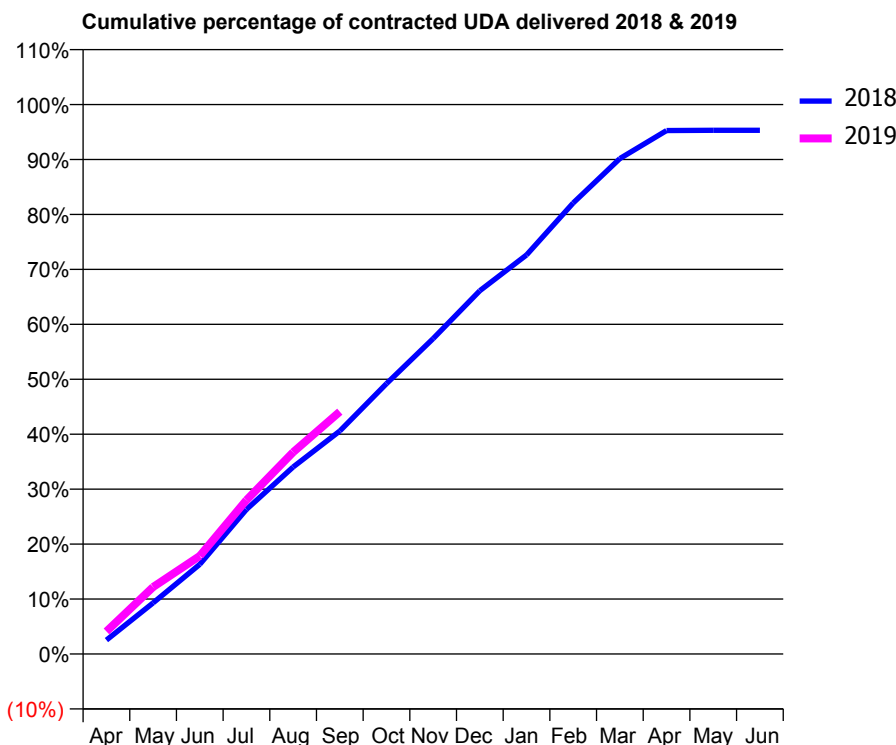
18/19 Contracted general activity (UDA)	15,500
Carry forward general activity (UDA)	0
18/19 Contracted orthodontic activity (UOA)	0
Carry forward orthodontic activity (UOA)	0
Baseline contract value	£387,873.68

ACCESS*

Patients seen in 24 months	Total	Change since previous quarter
Quarter ending September 2017	5,222	
Quarter ending December 2017	5,120	↓
Quarter ending March 2018	4,978	↓
Quarter ending June 2018	4,907	↓
Quarter ending September 2018	4,839	↓
Variance since September 2017	(7.3%)	↓



ACTIVITY



Month	Adjusted Scheduled Activity (UDA)	
	2018	2019
April	392	637
May	1,443	1,890
June	2,531	2,765
July	4,081	4,343
August	5,277	5,692
September	6,292	6,836
October	7,625	
November	8,897	
December	10,247	
January	11,257	
February	12,724	
March	13,976	
April	14,766	
May	14,771	
June	14,773	

QUALITY

	Quantity	Base Number	Contract	AT	Region	England
% of FP17s for the same patient ID Re-attending within 3 months - Children	139	1,637	8.5%	10.1%	12.2%	11.6%
% of FP17s for the same patient ID Re-attending within 3 months - Adults	415	2,403	17.3%	13.7%	15.8%	15.5%
% of FP17s for the same patient ID Re-attending between 3 & 9 months - Children	1,141	1,637	69.7%	61.7%	60.3%	58.8%
% of FP17s for the same patient ID Re-attending between 3 & 9 months - Adults	1,491	2,403	62.0%	55.5%	53.5%	51.1%
% of FP17s for Band 1 Urgent Courses	266	3,681	7.2%	8.2%	9.1%	9.0%
% of FP17s Relating to Free Repair or Replacements	35	3,681	1.0%	0.8%	1.0%	0.8%
% of FP17s Relating to Continuations	29	3,681	0.8%	1.0%	1.0%	0.9%
% of Patients satisfied with the dentistry they have received	0	0	N/A	92.3%	93.6%	93.3%
% of Patients satisfied with the time they had to wait for an appointment	0	0	N/A	88.3%	89.8%	88.9%

* This is based on patients treated on this contract for their most recent course of treatment. Figures in italics indicate the base number of FP17s or Patient Questionnaire responses are less than 100. N/A is shown where the base number of responses is less than 10 during the period. % is calculated as Quantity/Base number*100

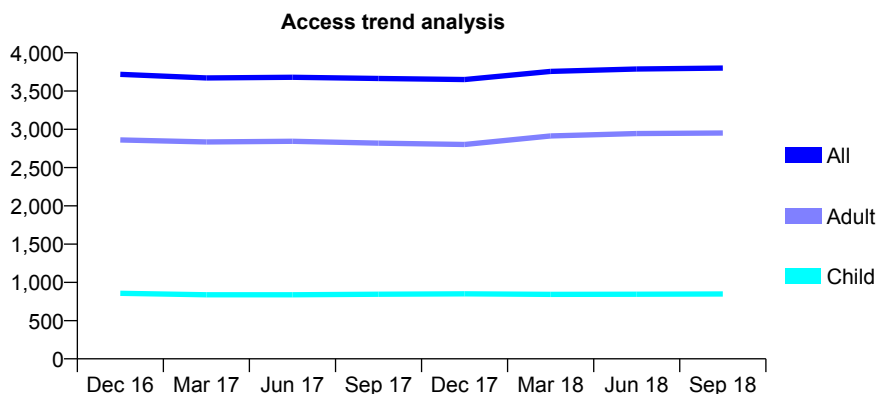
Q52 - Vital Signs At a Glance Contract Report for 659878/0001 - September 2018

Name or company name	MR JE COOPER
Contract type name	GDS Contract
Purpose of contract	General
Contract start date	01/04/2006
Contract end date	

18/19 Contracted general activity (UDA)	15,984
Carry forward general activity (UDA)	0
18/19 Contracted orthodontic activity (UOA)	0
Carry forward orthodontic activity (UOA)	0
Baseline contract value	£398,066.49

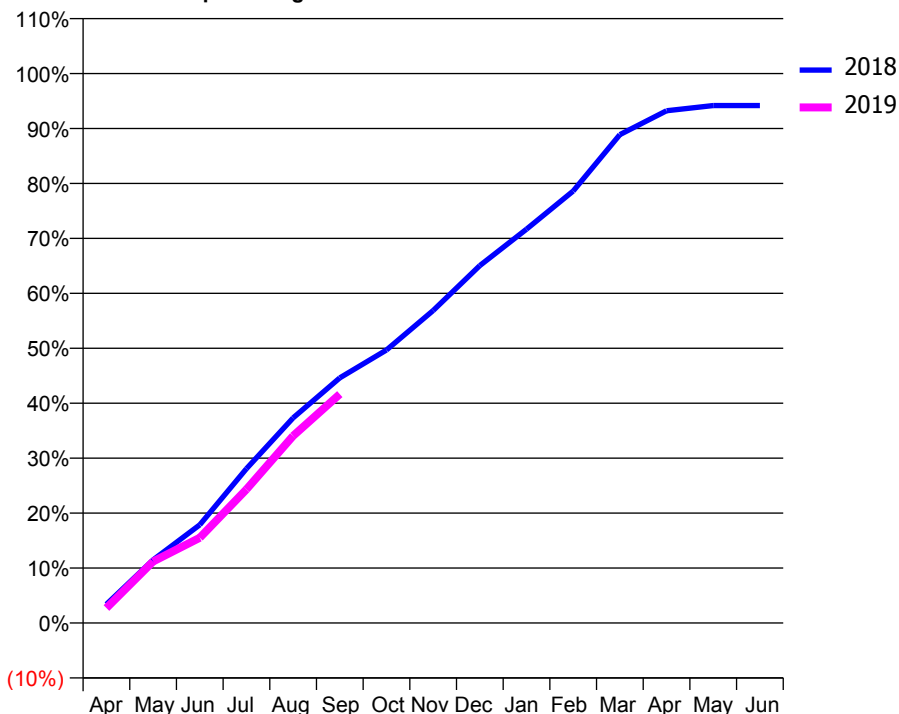
ACCESS*

Patients seen in 24 months	Total	Change since previous quarter
Quarter ending September 2017	3,664	
Quarter ending December 2017	3,651	→
Quarter ending March 2018	3,756	↑
Quarter ending June 2018	3,788	→
Quarter ending September 2018	3,800	→
Variance since September 2017	3.7%	↑



ACTIVITY

Cumulative percentage of contracted UDA delivered 2018 & 2019



Month	Adjusted Scheduled Activity (UDA)	
	2018	2019
April	547	438
May	1,836	1,792
June	2,858	2,480
July	4,488	3,889
August	5,968	5,445
September	7,133	6,658
October	7,942	
November	9,091	
December	10,397	
January	11,458	
February	12,564	
March	14,206	
April	14,902	
May	15,052	
June	15,052	

QUALITY

	Quantity	Base Number	Contract	AT	Region	England
% of FP17s for the same patient ID Re-attending within 3 months - Children	38	713	5.3%	10.1%	12.2%	11.6%
% of FP17s for the same patient ID Re-attending within 3 months - Adults	265	2,409	11.0%	13.7%	15.8%	15.5%
% of FP17s for the same patient ID Re-attending between 3 & 9 months - Children	475	713	66.6%	61.7%	60.3%	58.8%
% of FP17s for the same patient ID Re-attending between 3 & 9 months - Adults	1,580	2,409	65.6%	55.5%	53.5%	51.1%
% of FP17s for Band 1 Urgent Courses	108	2,858	3.8%	8.2%	9.1%	9.0%
% of FP17s Relating to Free Repair or Replacements	22	2,858	0.8%	0.8%	1.0%	0.8%
% of FP17s Relating to Continuations	11	2,858	0.4%	1.0%	1.0%	0.9%
% of Patients satisfied with the dentistry they have received	2	2	N/A	92.3%	93.6%	93.3%
% of Patients satisfied with the time they had to wait for an appointment	2	2	N/A	88.3%	89.8%	88.9%

* This is based on patients treated on this contract for their most recent course of treatment. Figures in italics indicate the base number of FP17s or Patient Questionnaire responses are less than 100. N/A is shown where the base number of responses is less than 10 during the period. % is calculated as Quantity/Base number*100

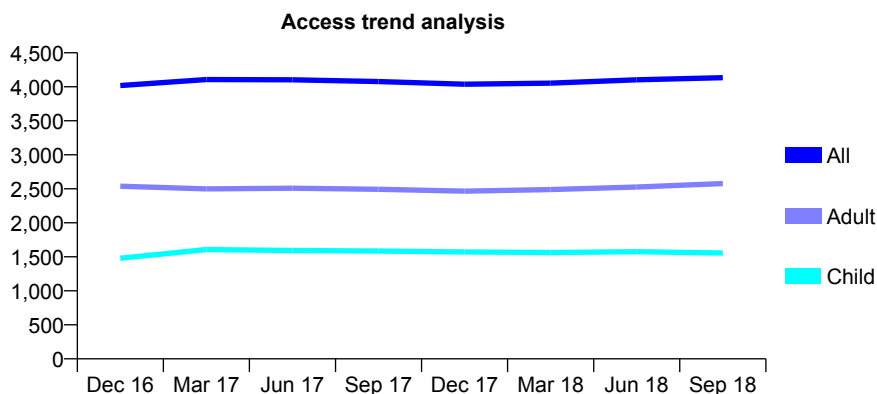
Q52 - Vital Signs At a Glance Contract Report for 673714/0001 - September 2018

Name or company name	Majid, Elia & O'Donovan
Contract type name	GDS Contract
Purpose of contract	General
Contract start date	01/11/2007
Contract end date	

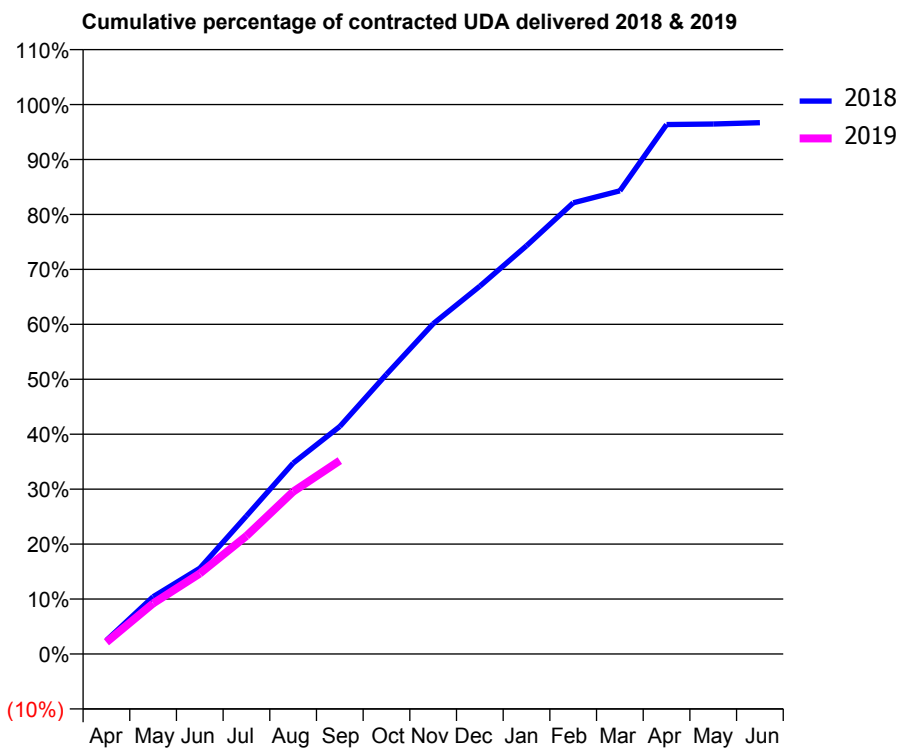
18/19 Contracted general activity (UDA)	13,607
Carry forward general activity (UDA)	0
18/19 Contracted orthodontic activity (UOA)	0
Carry forward orthodontic activity (UOA)	0
Baseline contract value	£385,078.10

ACCESS*

Patients seen in 24 months	Total	Change since previous quarter
Quarter ending September 2017	4,078	
Quarter ending December 2017	4,038	→
Quarter ending March 2018	4,053	→
Quarter ending June 2018	4,102	→
Quarter ending September 2018	4,134	→
Variance since September 2017	1.4%	→



ACTIVITY



Adjusted Scheduled Activity (UDA)		
Month	2018	2019
April	293	292
May	1,227	1,253
June	1,841	1,992
July	2,963	2,924
August	4,094	4,022
September	4,882	4,790
October	5,999	
November	7,083	
December	7,891	
January	8,757	
February	9,680	
March	9,938	
April	11,357	
May	11,368	
June	11,397	

QUALITY

	Quantity	Base Number	Contract	AT	Region	England
% of FP17s for the same patient ID Re-attending within 3 months - Children	53	1,215	4.4%	10.1%	12.2%	11.6%
% of FP17s for the same patient ID Re-attending within 3 months - Adults	156	1,936	8.1%	13.7%	15.8%	15.5%
% of FP17s for the same patient ID Re-attending between 3 & 9 months - Children	673	1,215	55.4%	61.7%	60.3%	58.8%
% of FP17s for the same patient ID Re-attending between 3 & 9 months - Adults	1,087	1,936	56.1%	55.5%	53.5%	51.1%
% of FP17s for Band 1 Urgent Courses	99	2,480	4.0%	8.2%	9.1%	9.0%
% of FP17s Relating to Free Repair or Replacements	2	2,480	0.1%	0.8%	1.0%	0.8%
% of FP17s Relating to Continuations	21	2,480	0.8%	1.0%	1.0%	0.9%
% of Patients satisfied with the dentistry they have received	2	2	N/A	92.3%	93.6%	93.3%
% of Patients satisfied with the time they had to wait for an appointment	2	2	N/A	88.3%	89.8%	88.9%

* This is based on patients treated on this contract for their most recent course of treatment. Figures in italics indicate the base number of FP17s or Patient Questionnaire responses are less than 100. N/A is shown where the base number of responses is less than 10 during the period. % is calculated as Quantity/Base number*100

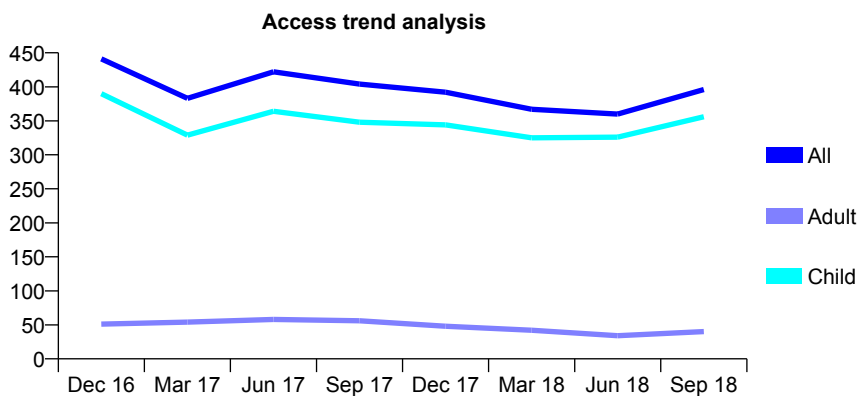
Q52 - Vital Signs At a Glance Contract Report for 673854/0001 - September 2018

Name or company name	MR MR PARROTT
Contract type name	GDS Contract
Purpose of contract	General
Contract start date	01/04/2006
Contract end date	

18/19 Contracted general activity (UDA)	734
Carry forward general activity (UDA)	0
18/19 Contracted orthodontic activity (UOA)	0
Carry forward orthodontic activity (UOA)	0
Baseline contract value	£17,831.14

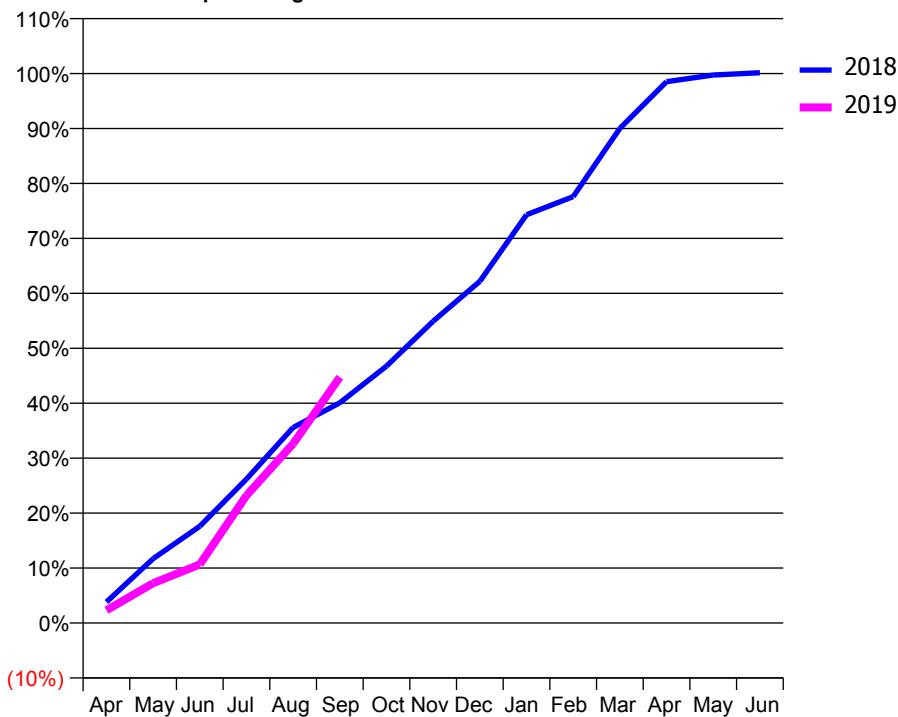
ACCESS*

Patients seen in 24 months	Total	Change since previous quarter
Quarter ending September 2017	404	
Quarter ending December 2017	392	↓
Quarter ending March 2018	367	↓
Quarter ending June 2018	360	↓
Quarter ending September 2018	396	↑
Variance since September 2017	(2.0%)	↓



ACTIVITY

Cumulative percentage of contracted UDA delivered 2018 & 2019



Month	Adjusted Scheduled Activity (UDA)	
	2018	2019
April	28	17
May	86	53
June	129	78
July	192	170
August	261	239
September	294	328
October	343	
November	403	
December	456	
January	545	
February	570	
March	661	
April	723	
May	732	
June	735	

QUALITY

	Quantity	Base Number	Contract	AT	Region	England
% of FP17s for the same patient ID Re-attending within 3 months - Children	10	297	3.4%	10.1%	12.2%	11.6%
% of FP17s for the same patient ID Re-attending within 3 months - Adults	0	12	0.0%	13.7%	15.8%	15.5%
% of FP17s for the same patient ID Re-attending between 3 & 9 months - Children	175	297	58.9%	61.7%	60.3%	58.8%
% of FP17s for the same patient ID Re-attending between 3 & 9 months - Adults	6	12	50.0%	55.5%	53.5%	51.1%
% of FP17s for Band 1 Urgent Courses	2	249	0.8%	8.2%	9.1%	9.0%
% of FP17s Relating to Free Repair or Replacements	0	249	0.0%	0.8%	1.0%	0.8%
% of FP17s Relating to Continuations	0	249	0.0%	1.0%	1.0%	0.9%
% of Patients satisfied with the dentistry they have received	0	0	N/A	92.3%	93.6%	93.3%
% of Patients satisfied with the time they had to wait for an appointment	0	0	N/A	88.3%	89.8%	88.9%

* This is based on patients treated on this contract for their most recent course of treatment. Figures in italics indicate the base number of FP17s or Patient Questionnaire responses are less than 100. N/A is shown where the base number of responses is less than 10 during the period. % is calculated as Quantity/Base number*100

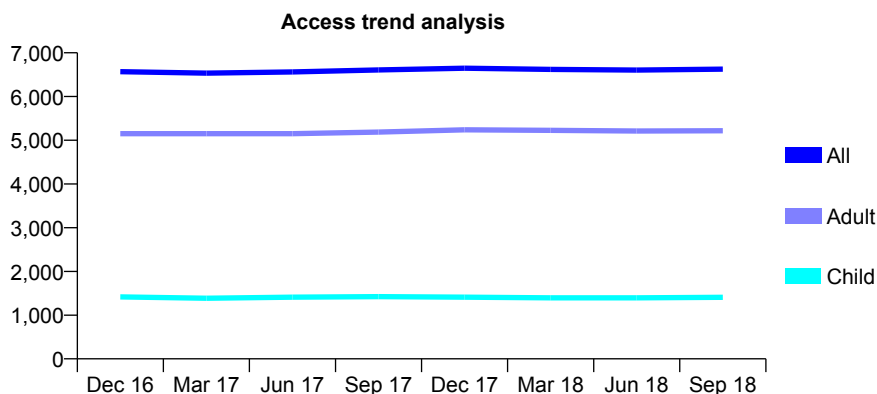
Q52 - Vital Signs At a Glance Contract Report for 674761/0001 - September 2018

Name or company name	MR M YOUNAS
Contract type name	GDS Contract
Purpose of contract	General
Contract start date	01/09/2011
Contract end date	

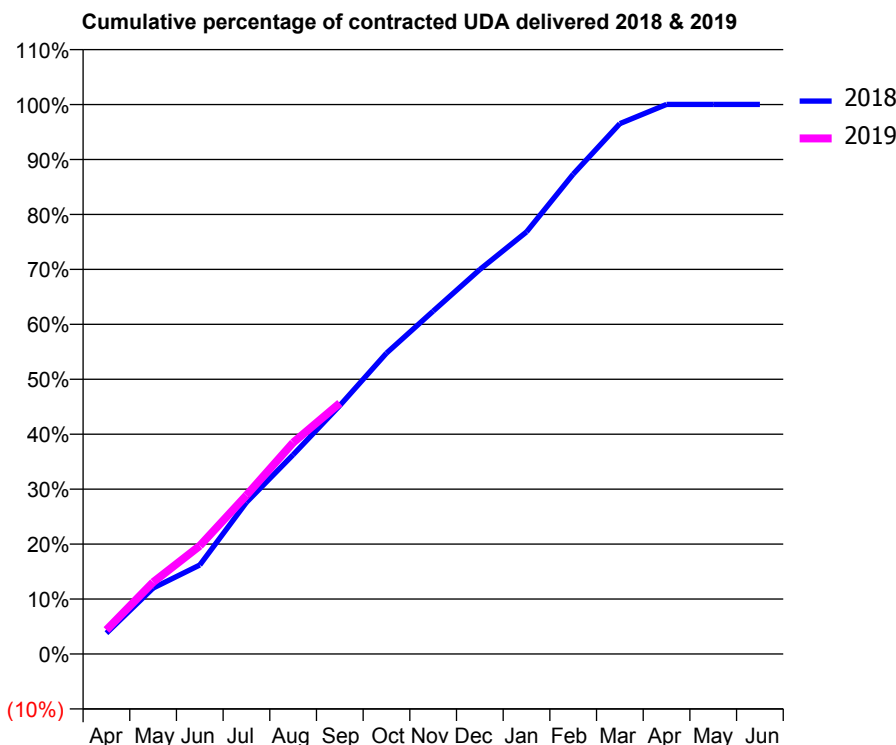
18/19 Contracted general activity (UDA)	20,390
Carry forward general activity (UDA)	0
18/19 Contracted orthodontic activity (UOA)	0
Carry forward orthodontic activity (UOA)	0
Baseline contract value	£589,517.08

ACCESS*

Patients seen in 24 months	Total	Change since previous quarter
Quarter ending September 2017	6,609	
Quarter ending December 2017	6,649	→
Quarter ending March 2018	6,621	→
Quarter ending June 2018	6,606	→
Quarter ending September 2018	6,625	→
Variance since September 2017	0.2%	→



ACTIVITY



Month	Adjusted Scheduled Activity (UDA)	
	2018	2019
April	773	892
May	2,449	2,665
June	3,300	4,016
July	5,630	5,891
August	7,397	7,847
September	9,221	9,309
October	11,168	
November	12,724	
December	14,266	
January	15,664	
February	17,803	
March	19,678	
April	20,393	
May	20,394	
June	20,394	

QUALITY

	Quantity	Base Number	Contract	AT	Region	England
% of FP17s for the same patient ID Re-attending within 3 months - Children	105	1,173	9.0%	10.1%	12.2%	11.6%
% of FP17s for the same patient ID Re-attending within 3 months - Adults	535	3,905	13.7%	13.7%	15.8%	15.5%
% of FP17s for the same patient ID Re-attending between 3 & 9 months - Children	801	1,173	68.3%	61.7%	60.3%	58.8%
% of FP17s for the same patient ID Re-attending between 3 & 9 months - Adults	2,457	3,905	62.9%	55.5%	53.5%	51.1%
% of FP17s for Band 1 Urgent Courses	317	4,763	6.7%	8.2%	9.1%	9.0%
% of FP17s Relating to Free Repair or Replacements	52	4,763	1.1%	0.8%	1.0%	0.8%
% of FP17s Relating to Continuations	74	4,763	1.6%	1.0%	1.0%	0.9%
% of Patients satisfied with the dentistry they have received	2	2	N/A	92.3%	93.6%	93.3%
% of Patients satisfied with the time they had to wait for an appointment	2	2	N/A	88.3%	89.8%	88.9%

* This is based on patients treated on this contract for their most recent course of treatment. Figures in italics indicate the base number of FP17s or Patient Questionnaire responses are less than 100. N/A is shown where the base number of responses is less than 10 during the period. % is calculated as Quantity/Base number*100

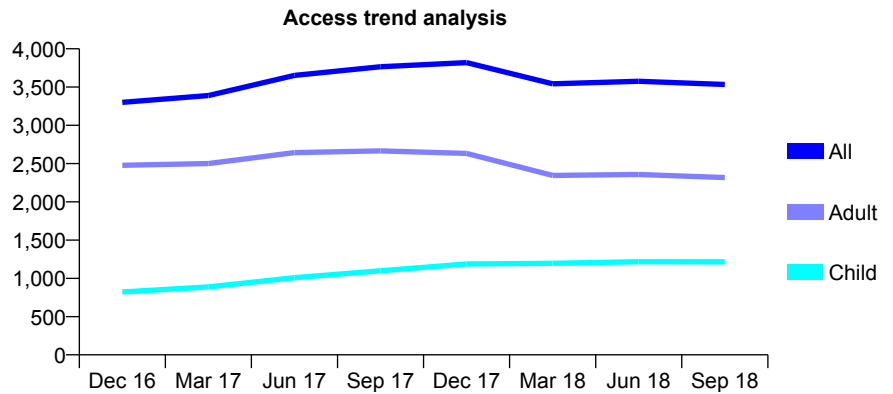
Q52 - Vital Signs At a Glance Contract Report for 676470/0002 - September 2018

Name or company name	MR EA SARKER
Contract type name	GDS Contract
Purpose of contract	General
Contract start date	01/04/2006
Contract end date	

18/19 Contracted general activity (UDA)	9,500
Carry forward general activity (UDA)	0
18/19 Contracted orthodontic activity (UOA)	0
Carry forward orthodontic activity (UOA)	0
Baseline contract value	£249,699.87

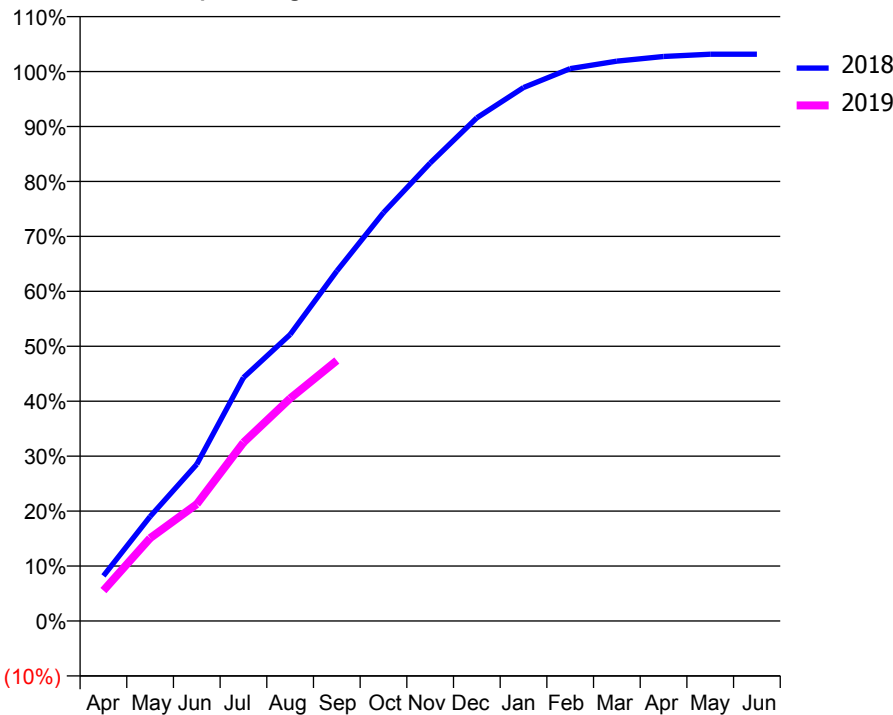
ACCESS*

Patients seen in 24 months	Total	Change since previous quarter
Quarter ending September 2017	3,765	
Quarter ending December 2017	3,820	→
Quarter ending March 2018	3,542	↓
Quarter ending June 2018	3,575	→
Quarter ending September 2018	3,534	↓
Variance since September 2017	(6.1%)	↓



ACTIVITY

Cumulative percentage of contracted UDA delivered 2018 & 2019



Month	Adjusted Scheduled Activity (UDA)	
	2018	2019
April	781	526
May	1,805	1,434
June	2,711	2,022
July	4,208	3,086
August	4,954	3,849
September	6,051	4,504
October	7,061	
November	7,918	
December	8,699	
January	9,222	
February	9,550	
March	9,679	
April	9,759	
May	9,799	
June	9,799	

QUALITY

	Quantity	Base Number	Contract	AT	Region	England
% of FP17s for the same patient ID Re-attending within 3 months - Children	43	580	7.4%	10.1%	12.2%	11.6%
% of FP17s for the same patient ID Re-attending within 3 months - Adults	125	927	13.5%	13.7%	15.8%	15.5%
% of FP17s for the same patient ID Re-attending between 3 & 9 months - Children	179	580	30.9%	61.7%	60.3%	58.8%
% of FP17s for the same patient ID Re-attending between 3 & 9 months - Adults	209	927	22.5%	55.5%	53.5%	51.1%
% of FP17s for Band 1 Urgent Courses	52	1,467	3.5%	8.2%	9.1%	9.0%
% of FP17s Relating to Free Repair or Replacements	7	1,467	0.5%	0.8%	1.0%	0.8%
% of FP17s Relating to Continuations	14	1,467	1.0%	1.0%	1.0%	0.9%
% of Patients satisfied with the dentistry they have received	1	1	N/A	92.3%	93.6%	93.3%
% of Patients satisfied with the time they had to wait for an appointment	1	1	N/A	88.3%	89.8%	88.9%

* This is based on patients treated on this contract for their most recent course of treatment. Figures in italics indicate the base number of FP17s or Patient Questionnaire responses are less than 100. N/A is shown where the base number of responses is less than 10 during the period. % is calculated as Quantity/Base number*100

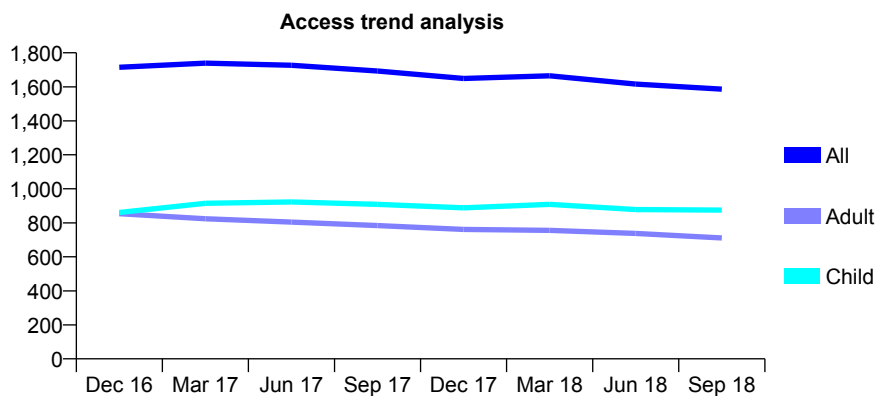
Q52 - Vital Signs At a Glance Contract Report for 676640/0002 - September 2018

Name or company name	MR KS HAMID
Contract type name	GDS Contract
Purpose of contract	General
Contract start date	16/07/2014
Contract end date	

18/19 Contracted general activity (UDA)	6,500
Carry forward general activity (UDA)	0
18/19 Contracted orthodontic activity (UOA)	0
Carry forward orthodontic activity (UOA)	0
Baseline contract value	£148,768.90

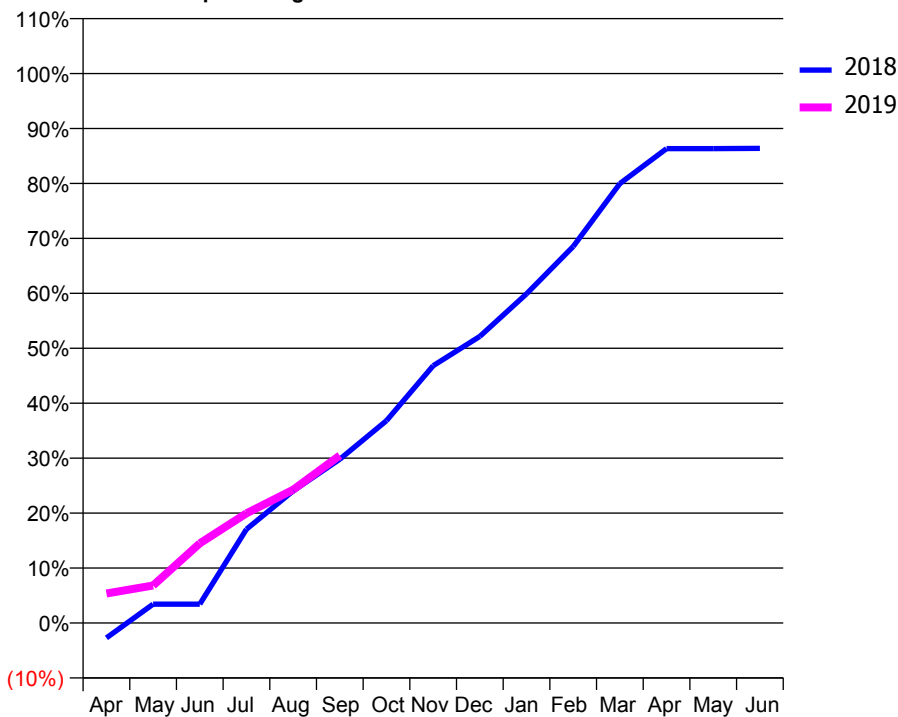
ACCESS*

Patients seen in 24 months	Total	Change since previous quarter
Quarter ending September 2017	1,693	
Quarter ending December 2017	1,649	↓
Quarter ending March 2018	1,665	→
Quarter ending June 2018	1,616	↓
Quarter ending September 2018	1,586	↓
Variance since September 2017	(6.3%)	↓



ACTIVITY

Cumulative percentage of contracted UDA delivered 2018 & 2019



Adjusted Scheduled Activity (UDA)

Month	2018	2019
April	-177	350
May	223	444
June	223	943
July	1,110	1,297
August	1,562	1,576
September	1,938	1,982
October	2,394	
November	3,043	
December	3,390	
January	3,893	
February	4,453	
March	5,198	
April	5,612	
May	5,612	
June	5,614	

QUALITY

	Quantity	Base Number	Contract	AT	Region	England
% of FP17s for the same patient ID Re-attending within 3 months - Children	49	562	8.7%	10.1%	12.2%	11.6%
% of FP17s for the same patient ID Re-attending within 3 months - Adults	156	518	30.1%	13.7%	15.8%	15.5%
% of FP17s for the same patient ID Re-attending between 3 & 9 months - Children	290	562	51.6%	61.7%	60.3%	58.8%
% of FP17s for the same patient ID Re-attending between 3 & 9 months - Adults	248	518	47.9%	55.5%	53.5%	51.1%
% of FP17s for Band 1 Urgent Courses	68	867	7.8%	8.2%	9.1%	9.0%
% of FP17s Relating to Free Repair or Replacements	20	867	2.3%	0.8%	1.0%	0.8%
% of FP17s Relating to Continuations	35	867	4.0%	1.0%	1.0%	0.9%
% of Patients satisfied with the dentistry they have received	1	1	N/A	92.3%	93.6%	93.3%
% of Patients satisfied with the time they had to wait for an appointment	1	1	N/A	88.3%	89.8%	88.9%

* This is based on patients treated on this contract for their most recent course of treatment. Figures in italics indicate the base number of FP17s or Patient Questionnaire responses are less than 100. N/A is shown where the base number of responses is less than 10 during the period. % is calculated as Quantity/Base number*100

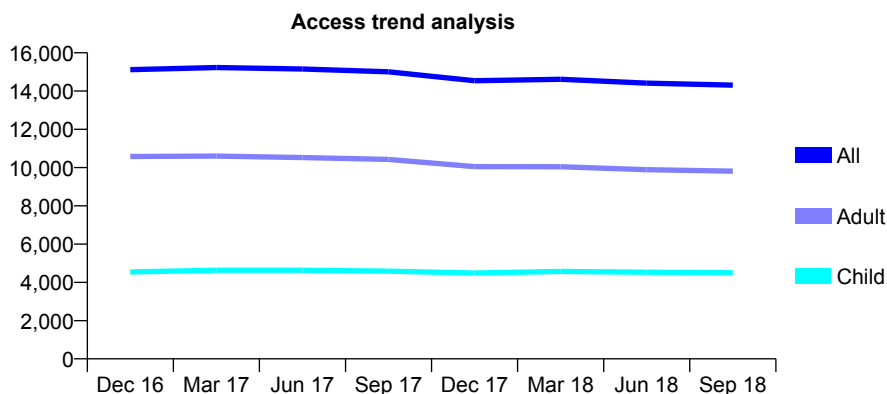
Q52 - Vital Signs At a Glance Contract Report for 680559/0001 - September 2018

Name or company name	MR SS KHAN
Contract type name	PDS Contract
Purpose of contract	General
Contract start date	01/04/2006
Contract end date	31/03/2021

18/19 Contracted general activity (UDA)	55,890
Carry forward general activity (UDA)	0
18/19 Contracted orthodontic activity (UOA)	0
Carry forward orthodontic activity (UOA)	0
Baseline contract value	£1,463,745.51

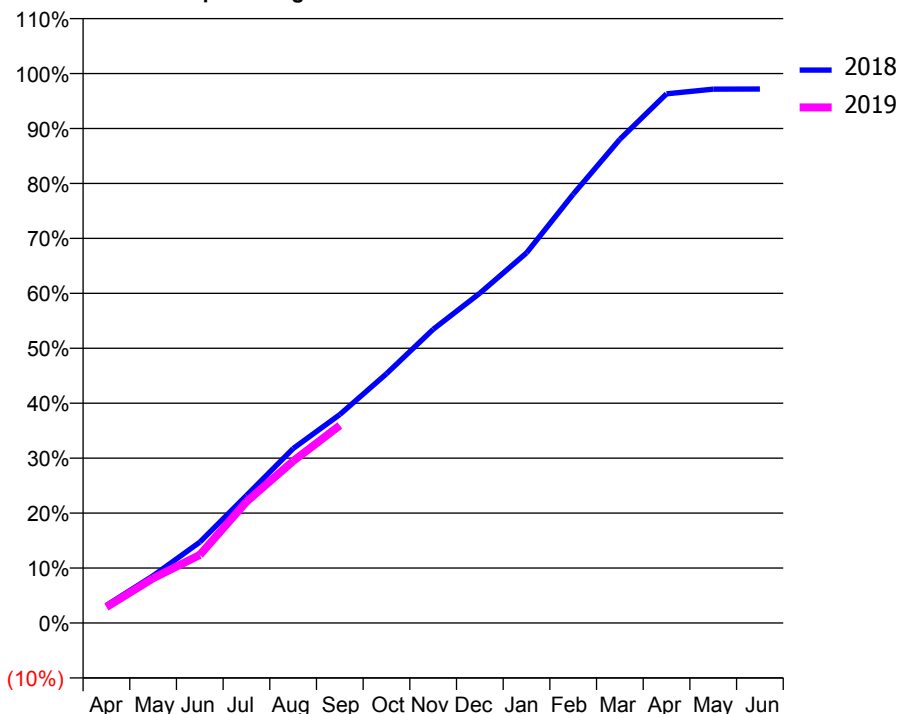
ACCESS*

Patients seen in 24 months	Total	Change since previous quarter
Quarter ending September 2017	15,008	
Quarter ending December 2017	14,536	↓
Quarter ending March 2018	14,618	→
Quarter ending June 2018	14,415	↓
Quarter ending September 2018	14,309	→
Variance since September 2017	(4.7%)	↓



ACTIVITY

Cumulative percentage of contracted UDA delivered 2018 & 2019



Adjusted Scheduled Activity (UDA)

Month	2018	2019
April	1,800	1,617
May	4,811	4,545
June	8,229	6,929
July	12,979	12,341
August	17,745	16,473
September	21,200	20,089
October	25,353	
November	29,875	
December	33,548	
January	37,647	
February	43,610	
March	49,194	
April	53,820	
May	54,292	
June	54,314	

QUALITY

	Quantity	Base Number	Contract	AT	Region	England
% of FP17s for the same patient ID Re-attending within 3 months - Children	283	3,425	8.3%	10.1%	12.2%	11.6%
% of FP17s for the same patient ID Re-attending within 3 months - Adults	1,182	6,968	17.0%	13.7%	15.8%	15.5%
% of FP17s for the same patient ID Re-attending between 3 & 9 months - Children	2,108	3,425	61.5%	61.7%	60.3%	58.8%
% of FP17s for the same patient ID Re-attending between 3 & 9 months - Adults	3,957	6,968	56.8%	55.5%	53.5%	51.1%
% of FP17s for Band 1 Urgent Courses	750	9,006	8.3%	8.2%	9.1%	9.0%
% of FP17s Relating to Free Repair or Replacements	112	9,006	1.2%	0.8%	1.0%	0.8%
% of FP17s Relating to Continuations	34	9,006	0.4%	1.0%	1.0%	0.9%
% of Patients satisfied with the dentistry they have received	4	4	N/A	92.3%	93.6%	93.3%
% of Patients satisfied with the time they had to wait for an appointment	3	4	N/A	88.3%	89.8%	88.9%

* This is based on patients treated on this contract for their most recent course of treatment. Figures in italics indicate the base number of FP17s or Patient Questionnaire responses are less than 100. N/A is shown where the base number of responses is less than 10 during the period. % is calculated as Quantity/Base number*100

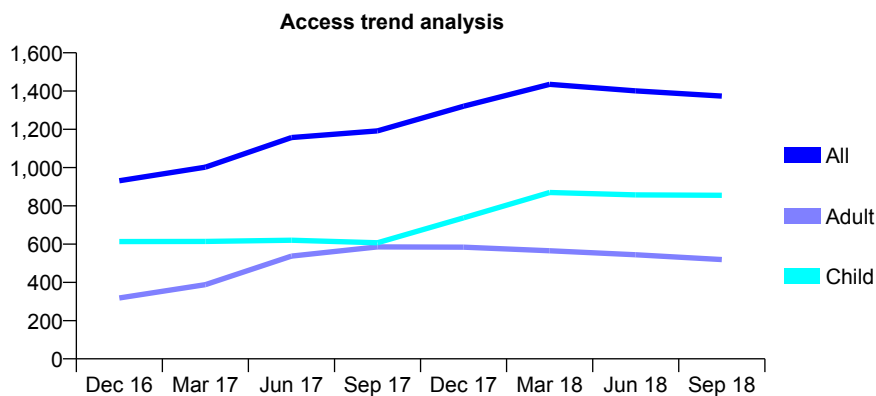
Q52 - Vital Signs At a Glance Contract Report for 693391/0001 - September 2018

Name or company name	MR O FAROOQ
Contract type name	GDS Contract
Purpose of contract	General
Contract start date	01/01/2014
Contract end date	

18/19 Contracted general activity (UDA)	3,360
Carry forward general activity (UDA)	0
18/19 Contracted orthodontic activity (UOA)	0
Carry forward orthodontic activity (UOA)	0
Baseline contract value	£96,206.83

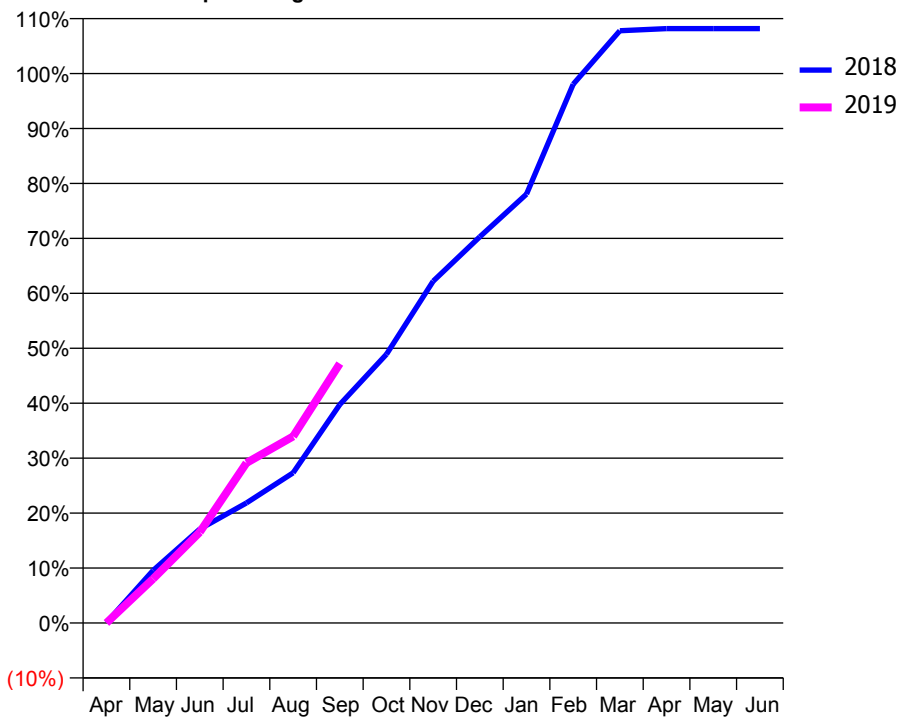
ACCESS*

Patients seen in 24 months	Total	Change since previous quarter
Quarter ending September 2017	1,192	
Quarter ending December 2017	1,321	↑
Quarter ending March 2018	1,435	↑
Quarter ending June 2018	1,401	↓
Quarter ending September 2018	1,374	↓
Variance since September 2017	15.3%	↑



ACTIVITY

Cumulative percentage of contracted UDA delivered 2018 & 2019



Adjusted Scheduled Activity (UDA)		
Month	2018	2019
April	4	0
May	396	270
June	708	556
July	905	979
August	1,132	1,141
September	1,647	1,586
October	2,025	
November	2,576	
December	2,910	
January	3,232	
February	4,060	
March	4,463	
April	4,479	
May	4,479	
June	4,479	

QUALITY

	Quantity	Base Number	Contract	AT	Region	England
% of FP17s for the same patient ID Re-attending within 3 months - Children	2	566	0.4%	10.1%	12.2%	11.6%
% of FP17s for the same patient ID Re-attending within 3 months - Adults	2	165	1.2%	13.7%	15.8%	15.5%
% of FP17s for the same patient ID Re-attending between 3 & 9 months - Children	445	566	78.6%	61.7%	60.3%	58.8%
% of FP17s for the same patient ID Re-attending between 3 & 9 months - Adults	143	165	86.7%	55.5%	53.5%	51.1%
% of FP17s for Band 1 Urgent Courses	1	723	0.1%	8.2%	9.1%	9.0%
% of FP17s Relating to Free Repair or Replacements	0	723	0.0%	0.8%	1.0%	0.8%
% of FP17s Relating to Continuations	2	723	0.3%	1.0%	1.0%	0.9%
% of Patients satisfied with the dentistry they have received	0	0	N/A	92.3%	93.6%	93.3%
% of Patients satisfied with the time they had to wait for an appointment	0	0	N/A	88.3%	89.8%	88.9%

* This is based on patients treated on this contract for their most recent course of treatment. Figures in italics indicate the base number of FP17s or Patient Questionnaire responses are less than 100. N/A is shown where the base number of responses is less than 10 during the period. % is calculated as Quantity/Base number*100

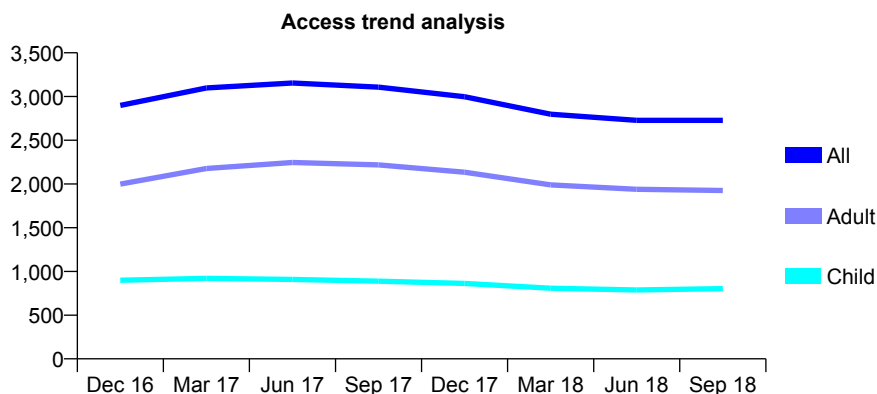
Q52 - Vital Signs At a Glance Contract Report for 693456/0001 - September 2018

Name or company name	MR OE MOHAMMED
Contract type name	GDS Contract
Purpose of contract	General
Contract start date	01/04/2015
Contract end date	

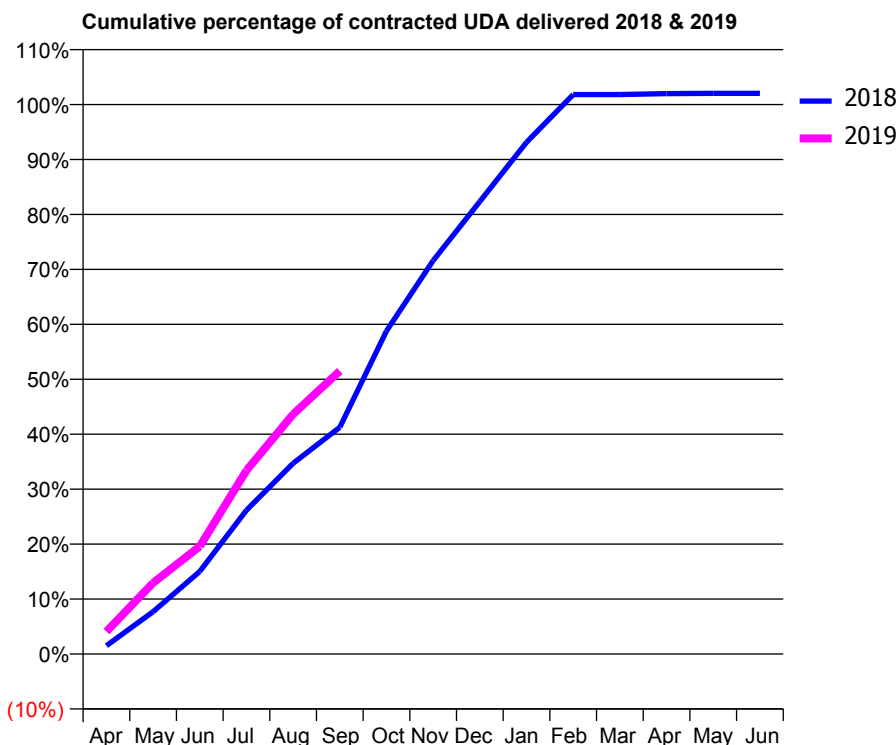
18/19 Contracted general activity (UDA)	8,350
Carry forward general activity (UDA)	0
18/19 Contracted orthodontic activity (UOA)	0
Carry forward orthodontic activity (UOA)	0
Baseline contract value	£239,988.22

ACCESS*

Patients seen in 24 months	Total	Change since previous quarter
Quarter ending September 2017	3,107	
Quarter ending December 2017	2,997	↓
Quarter ending March 2018	2,798	↓
Quarter ending June 2018	2,727	↓
Quarter ending September 2018	2,728	→
Variance since September 2017	(12.2%)	↓



ACTIVITY



Adjusted Scheduled Activity (UDA)		
Month	2018	2019
April	138	341
May	704	1,081
June	1,372	1,636
July	2,391	2,789
August	3,169	3,645
September	3,767	4,301
October	5,368	
November	6,537	
December	7,520	
January	8,504	
February	9,296	
March	9,296	
April	9,313	
May	9,316	
June	9,316	

QUALITY

	Quantity	Base Number	Contract	AT	Region	England
% of FP17s for the same patient ID Re-attending within 3 months - Children	8	594	1.3%	10.1%	12.2%	11.6%
% of FP17s for the same patient ID Re-attending within 3 months - Adults	90	1,150	7.8%	13.7%	15.8%	15.5%
% of FP17s for the same patient ID Re-attending between 3 & 9 months - Children	322	594	54.2%	61.7%	60.3%	58.8%
% of FP17s for the same patient ID Re-attending between 3 & 9 months - Adults	569	1,150	49.5%	55.5%	53.5%	51.1%
% of FP17s for Band 1 Urgent Courses	34	1,737	2.0%	8.2%	9.1%	9.0%
% of FP17s Relating to Free Repair or Replacements	9	1,737	0.5%	0.8%	1.0%	0.8%
% of FP17s Relating to Continuations	7	1,737	0.4%	1.0%	1.0%	0.9%
% of Patients satisfied with the dentistry they have received	0	0	N/A	92.3%	93.6%	93.3%
% of Patients satisfied with the time they had to wait for an appointment	0	0	N/A	88.3%	89.8%	88.9%

* This is based on patients treated on this contract for their most recent course of treatment. Figures in italics indicate the base number of FP17s or Patient Questionnaire responses are less than 100. N/A is shown where the base number of responses is less than 10 during the period. % is calculated as Quantity/Base number*100

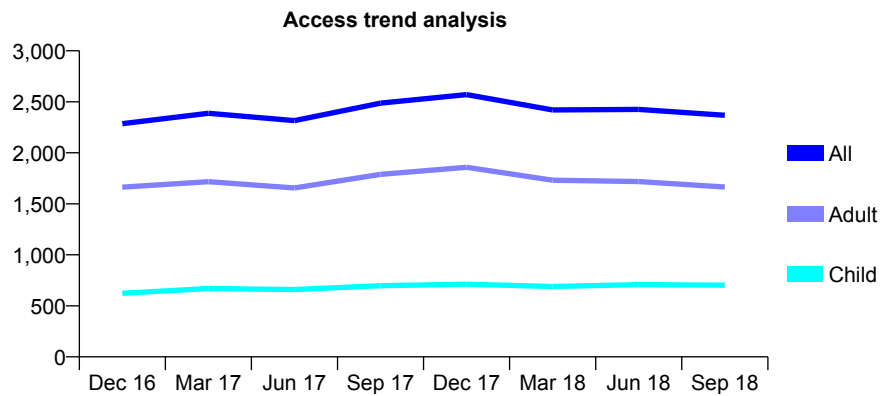
Q52 - Vital Signs At a Glance Contract Report for 712256/0001 - September 2018

Name or company name	MR NT SALEEM
Contract type name	PDS Contract
Purpose of contract	General
Contract start date	02/03/2011
Contract end date	01/03/2021

18/19 Contracted general activity (UDA)	6,000
Carry forward general activity (UDA)	0
18/19 Contracted orthodontic activity (UOA)	0
Carry forward orthodontic activity (UOA)	0
Baseline contract value	£195,848.96

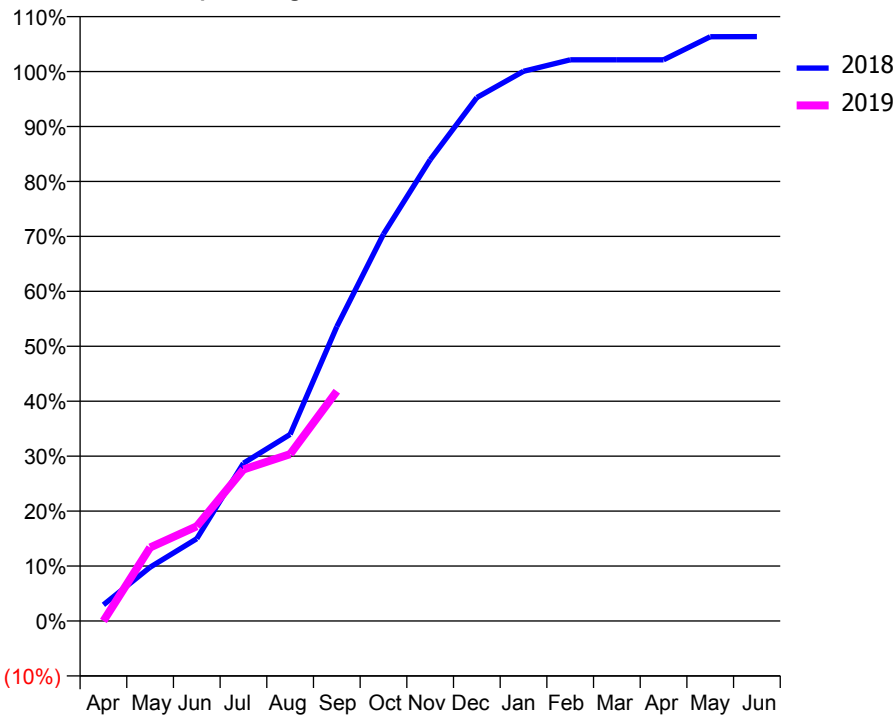
ACCESS*

Patients seen in 24 months	Total	Change since previous quarter
Quarter ending September 2017	2,487	
Quarter ending December 2017	2,570	↑
Quarter ending March 2018	2,420	↓
Quarter ending June 2018	2,426	→
Quarter ending September 2018	2,368	↓
Variance since September 2017	(4.8%)	↓



ACTIVITY

Cumulative percentage of contracted UDA delivered 2018 & 2019



Month	Adjusted Scheduled Activity (UDA)	
	2018	2019
April	177	0
May	588	803
June	899	1,035
July	1,723	1,655
August	2,038	1,822
September	3,214	2,509
October	4,225	
November	5,037	
December	5,716	
January	6,002	
February	6,127	
March	6,127	
April	6,127	
May	6,379	
June	6,381	

QUALITY

	Quantity	Base Number	Contract	AT	Region	England
% of FP17s for the same patient ID Re-attending within 3 months - Children	66	584	11.3%	10.1%	12.2%	11.6%
% of FP17s for the same patient ID Re-attending within 3 months - Adults	90	665	13.5%	13.7%	15.8%	15.5%
% of FP17s for the same patient ID Re-attending between 3 & 9 months - Children	322	584	55.1%	61.7%	60.3%	58.8%
% of FP17s for the same patient ID Re-attending between 3 & 9 months - Adults	233	665	35.0%	55.5%	53.5%	51.1%
% of FP17s for Band 1 Urgent Courses	141	1,058	13.3%	8.2%	9.1%	9.0%
% of FP17s Relating to Free Repair or Replacements	6	1,058	0.6%	0.8%	1.0%	0.8%
% of FP17s Relating to Continuations	5	1,058	0.5%	1.0%	1.0%	0.9%
% of Patients satisfied with the dentistry they have received	2	2	N/A	92.3%	93.6%	93.3%
% of Patients satisfied with the time they had to wait for an appointment	2	2	N/A	88.3%	89.8%	88.9%

* This is based on patients treated on this contract for their most recent course of treatment. Figures in italics indicate the base number of FP17s or Patient Questionnaire responses are less than 100. N/A is shown where the base number of responses is less than 10 during the period. % is calculated as Quantity/Base number*100

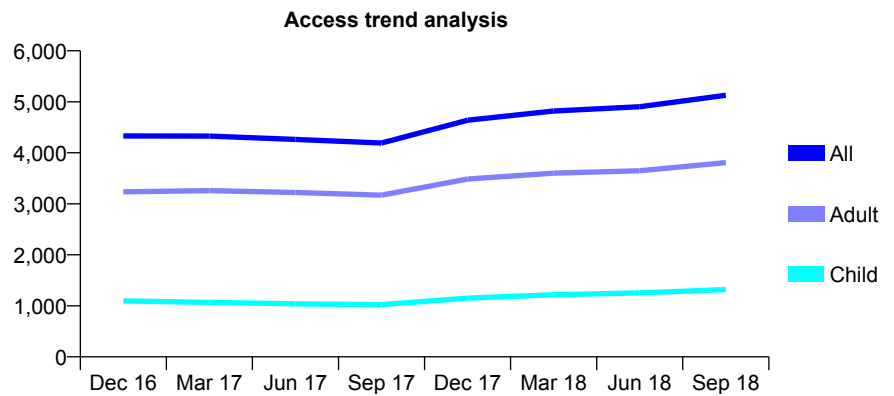
Q52 - Vital Signs At a Glance Contract Report for 712256/0002 - September 2018

Name or company name	MR NT SALEEM
Contract type name	PDS Contract
Purpose of contract	General
Contract start date	02/09/2013
Contract end date	01/09/2023

18/19 Contracted general activity (UDA)	11,668
Carry forward general activity (UDA)	0
18/19 Contracted orthodontic activity (UOA)	0
Carry forward orthodontic activity (UOA)	0
Baseline contract value	£299,773.49

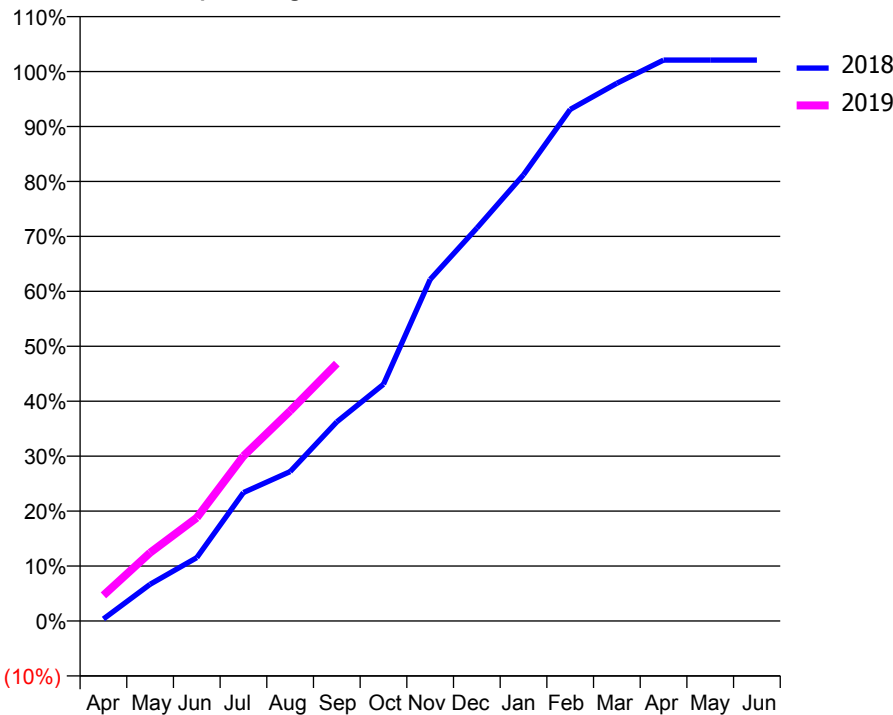
ACCESS*

Patients seen in 24 months	Total	Change since previous quarter
Quarter ending September 2017	4,193	
Quarter ending December 2017	4,638	↑
Quarter ending March 2018	4,820	↑
Quarter ending June 2018	4,903	→
Quarter ending September 2018	5,128	↑
Variance since September 2017	22.3%	↑



ACTIVITY

Cumulative percentage of contracted UDA delivered 2018 & 2019



Month	Adjusted Scheduled Activity (UDA)	
	2018	2019
April	43	544
May	779	1,450
June	1,347	2,193
July	2,728	3,504
August	3,173	4,461
September	4,229	5,465
October	5,027	
November	7,252	
December	8,342	
January	9,475	
February	10,862	
March	11,419	
April	11,910	
May	11,910	
June	11,910	

QUALITY

	Quantity	Base Number	Contract	AT	Region	England
% of FP17s for the same patient ID Re-attending within 3 months - Children	92	771	11.9%	10.1%	12.2%	11.6%
% of FP17s for the same patient ID Re-attending within 3 months - Adults	244	2,113	11.5%	13.7%	15.8%	15.5%
% of FP17s for the same patient ID Re-attending between 3 & 9 months - Children	398	771	51.6%	61.7%	60.3%	58.8%
% of FP17s for the same patient ID Re-attending between 3 & 9 months - Adults	909	2,113	43.0%	55.5%	53.5%	51.1%
% of FP17s for Band 1 Urgent Courses	115	2,657	4.3%	8.2%	9.1%	9.0%
% of FP17s Relating to Free Repair or Replacements	35	2,657	1.3%	0.8%	1.0%	0.8%
% of FP17s Relating to Continuations	23	2,657	0.9%	1.0%	1.0%	0.9%
% of Patients satisfied with the dentistry they have received	1	1	N/A	92.3%	93.6%	93.3%
% of Patients satisfied with the time they had to wait for an appointment	1	1	N/A	88.3%	89.8%	88.9%

* This is based on patients treated on this contract for their most recent course of treatment. Figures in italics indicate the base number of FP17s or Patient Questionnaire responses are less than 100. N/A is shown where the base number of responses is less than 10 during the period. % is calculated as Quantity/Base number*100

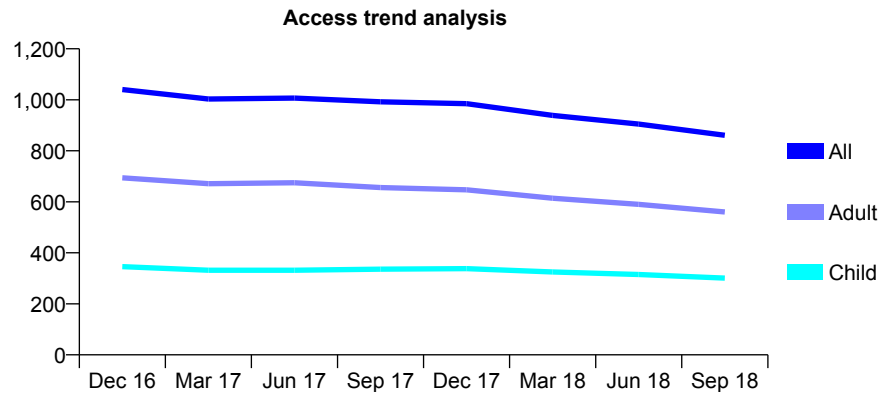
Q52 - Vital Signs At a Glance Contract Report for 715492/0001 - September 2018

Name or company name	MR N TIBREWAL
Contract type name	GDS Contract
Purpose of contract	General
Contract start date	03/12/2012
Contract end date	

18/19 Contracted general activity (UDA)	2,000
Carry forward general activity (UDA)	0
18/19 Contracted orthodontic activity (UOA)	0
Carry forward orthodontic activity (UOA)	0
Baseline contract value	£52,376.02

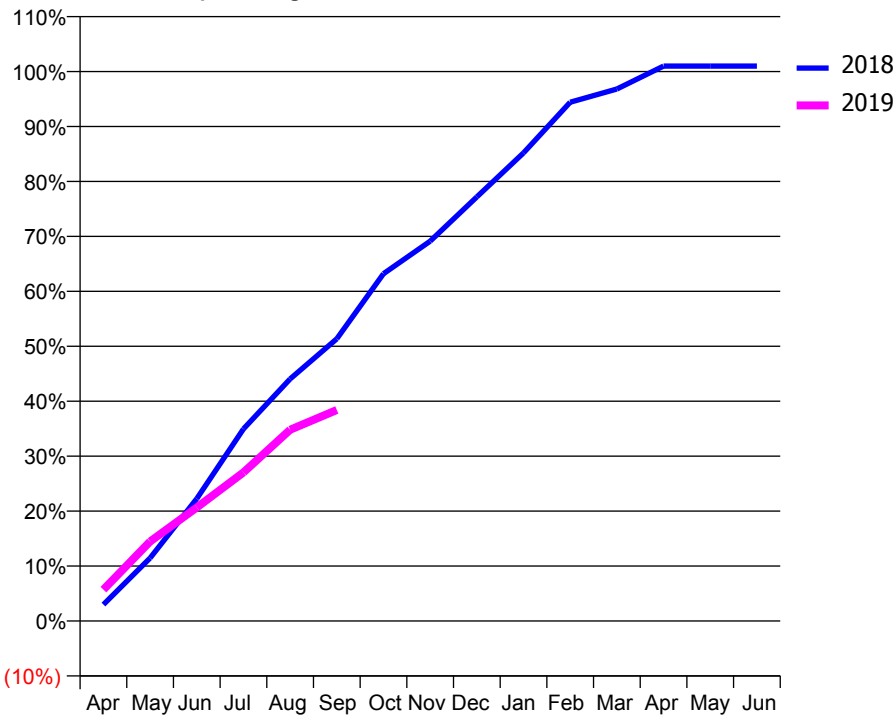
ACCESS*

Patients seen in 24 months	Total	Change since previous quarter
Quarter ending September 2017	992	
Quarter ending December 2017	985	→
Quarter ending March 2018	939	↓
Quarter ending June 2018	905	↓
Quarter ending September 2018	861	↓
Variance since September 2017	(13.2%)	↓



ACTIVITY

Cumulative percentage of contracted UDA delivered 2018 & 2019



Adjusted Scheduled Activity (UDA)		
Month	2018	2019
April	60	114
May	229	289
June	445	413
July	699	541
August	881	696
September	1,027	768
October	1,264	
November	1,383	
December	1,543	
January	1,704	
February	1,888	
March	1,936	
April	2,020	
May	2,020	
June	2,020	

QUALITY

	Quantity	Base Number	Contract	AT	Region	England
% of FP17s for the same patient ID Re-attending within 3 months - Children	8	149	5.4%	10.1%	12.2%	11.6%
% of FP17s for the same patient ID Re-attending within 3 months - Adults	33	296	11.1%	13.7%	15.8%	15.5%
% of FP17s for the same patient ID Re-attending between 3 & 9 months - Children	47	149	31.5%	61.7%	60.3%	58.8%
% of FP17s for the same patient ID Re-attending between 3 & 9 months - Adults	122	296	41.2%	55.5%	53.5%	51.1%
% of FP17s for Band 1 Urgent Courses	31	406	7.6%	8.2%	9.1%	9.0%
% of FP17s Relating to Free Repair or Replacements	2	406	0.5%	0.8%	1.0%	0.8%
% of FP17s Relating to Continuations	3	406	0.7%	1.0%	1.0%	0.9%
% of Patients satisfied with the dentistry they have received	0	0	N/A	92.3%	93.6%	93.3%
% of Patients satisfied with the time they had to wait for an appointment	0	0	N/A	88.3%	89.8%	88.9%

* This is based on patients treated on this contract for their most recent course of treatment. Figures in italics indicate the base number of FP17s or Patient Questionnaire responses are less than 100. N/A is shown where the base number of responses is less than 10 during the period. % is calculated as Quantity/Base number*100

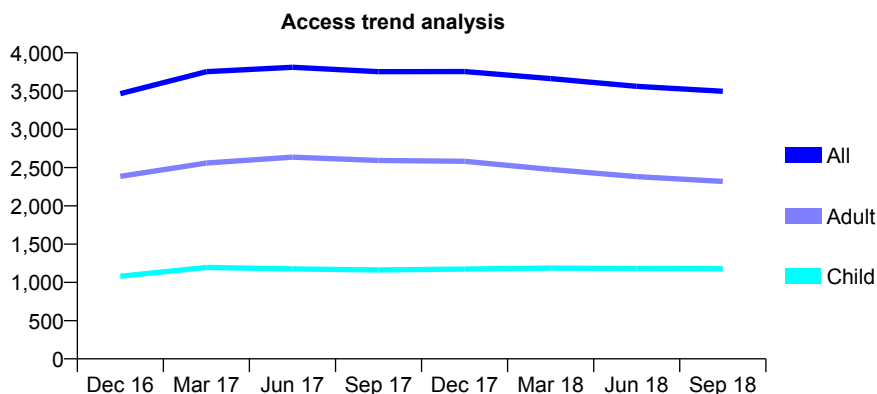
Q52 - Vital Signs At a Glance Contract Report for 719188/0001 - September 2018

Name or company name	MR K RISHI
Contract type name	GDS Contract
Purpose of contract	General
Contract start date	25/09/2012
Contract end date	

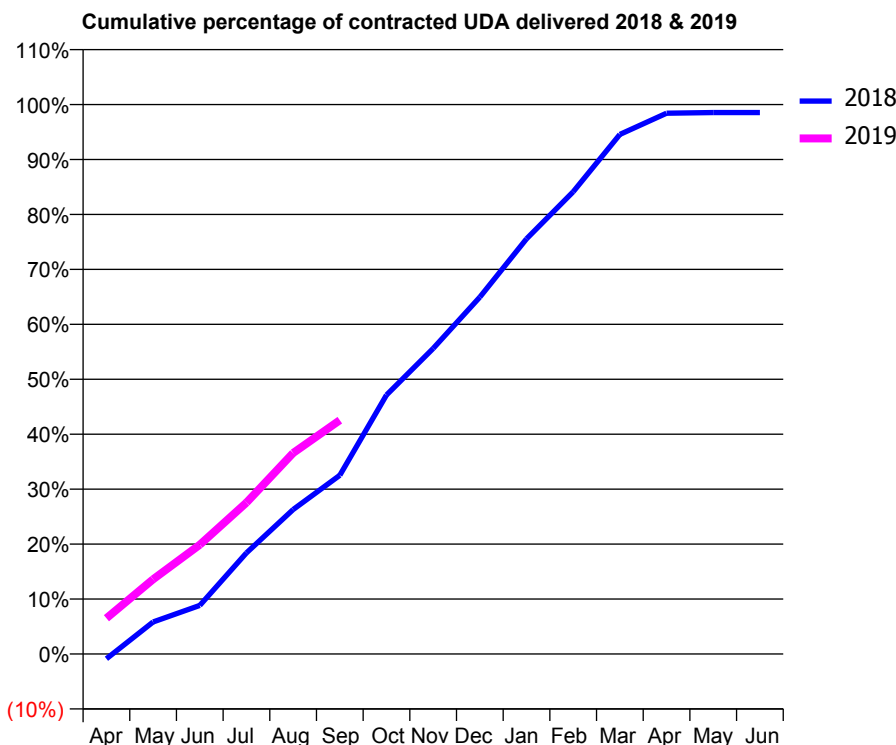
18/19 Contracted general activity (UDA)	10,303
Carry forward general activity (UDA)	0
18/19 Contracted orthodontic activity (UOA)	0
Carry forward orthodontic activity (UOA)	0
Baseline contract value	£317,346.64

ACCESS*

Patients seen in 24 months	Total	Change since previous quarter
Quarter ending September 2017	3,754	
Quarter ending December 2017	3,755	→
Quarter ending March 2018	3,662	↓
Quarter ending June 2018	3,562	↓
Quarter ending September 2018	3,497	↓
Variance since September 2017	(6.8%)	↓



ACTIVITY



Adjusted Scheduled Activity (UDA)		
Month	2018	2019
April	-97	672
May	634	1,402
June	961	2,050
July	1,999	2,838
August	2,858	3,769
September	3,536	4,385
October	5,123	
November	6,043	
December	7,057	
January	8,209	
February	9,139	
March	10,275	
April	10,695	
May	10,707	
June	10,707	

QUALITY

	Quantity	Base Number	Contract	AT	Region	England
% of FP17s for the same patient ID Re-attending within 3 months - Children	62	964	6.4%	10.1%	12.2%	11.6%
% of FP17s for the same patient ID Re-attending within 3 months - Adults	262	1,701	15.4%	13.7%	15.8%	15.5%
% of FP17s for the same patient ID Re-attending between 3 & 9 months - Children	738	964	76.6%	61.7%	60.3%	58.8%
% of FP17s for the same patient ID Re-attending between 3 & 9 months - Adults	1,205	1,701	70.8%	55.5%	53.5%	51.1%
% of FP17s for Band 1 Urgent Courses	15	2,242	0.7%	8.2%	9.1%	9.0%
% of FP17s Relating to Free Repair or Replacements	8	2,242	0.4%	0.8%	1.0%	0.8%
% of FP17s Relating to Continuations	21	2,242	0.9%	1.0%	1.0%	0.9%
% of Patients satisfied with the dentistry they have received	0	0	N/A	92.3%	93.6%	93.3%
% of Patients satisfied with the time they had to wait for an appointment	0	0	N/A	88.3%	89.8%	88.9%

* This is based on patients treated on this contract for their most recent course of treatment. Figures in italics indicate the base number of FP17s or Patient Questionnaire responses are less than 100. N/A is shown where the base number of responses is less than 10 during the period. % is calculated as Quantity/Base number*100

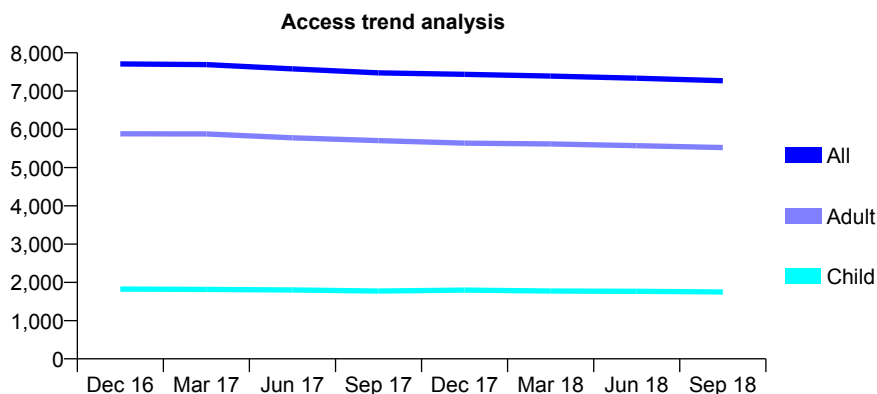
Q52 - Vital Signs At a Glance Contract Report for 721980/0004 - September 2018

Name or company name	MR A HUSSAIN
Contract type name	GDS Contract
Purpose of contract	General
Contract start date	02/07/2007
Contract end date	

18/19 Contracted general activity (UDA)	22,272
Carry forward general activity (UDA)	0
18/19 Contracted orthodontic activity (UOA)	0
Carry forward orthodontic activity (UOA)	0
Baseline contract value	£653,887.17

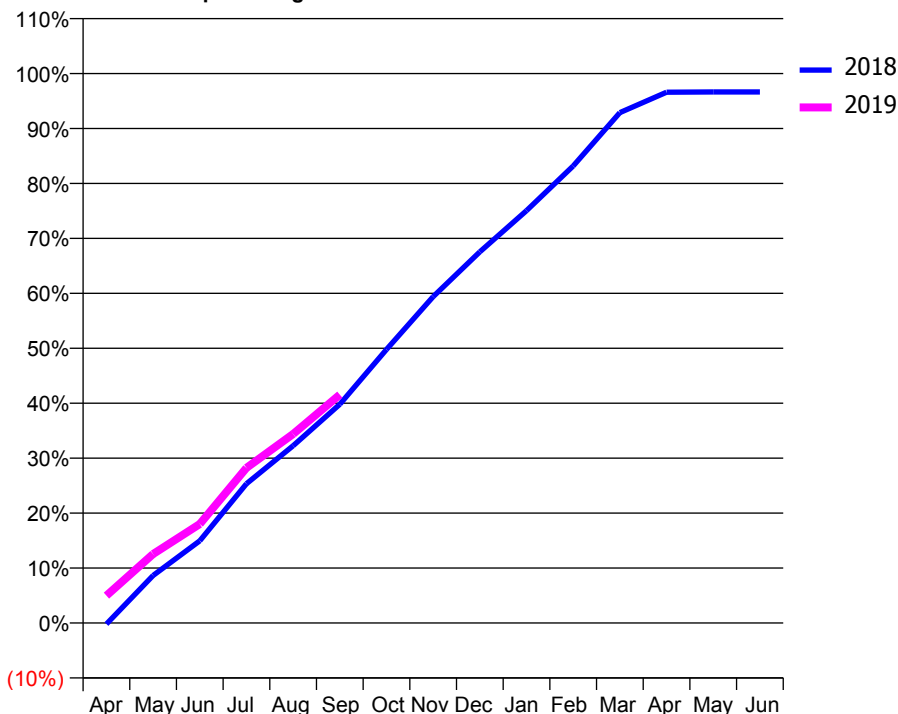
ACCESS*

Patients seen in 24 months	Total	Change since previous quarter
Quarter ending September 2017	7,477	
Quarter ending December 2017	7,436	→
Quarter ending March 2018	7,392	→
Quarter ending June 2018	7,337	→
Quarter ending September 2018	7,271	→
Variance since September 2017	(2.8%)	↓



ACTIVITY

Cumulative percentage of contracted UDA delivered 2018 & 2019



QUALITY

	Quantity	Base Number	Contract	AT	Region	England
% of FP17s for the same patient ID Re-attending within 3 months - Children	118	1,190	9.9%	10.1%	12.2%	11.6%
% of FP17s for the same patient ID Re-attending within 3 months - Adults	621	3,850	16.1%	13.7%	15.8%	15.5%
% of FP17s for the same patient ID Re-attending between 3 & 9 months - Children	714	1,190	60.0%	61.7%	60.3%	58.8%
% of FP17s for the same patient ID Re-attending between 3 & 9 months - Adults	2,243	3,850	58.3%	55.5%	53.5%	51.1%
% of FP17s for Band 1 Urgent Courses	174	4,614	3.8%	8.2%	9.1%	9.0%
% of FP17s Relating to Free Repair or Replacements	80	4,614	1.7%	0.8%	1.0%	0.8%
% of FP17s Relating to Continuations	85	4,614	1.8%	1.0%	1.0%	0.9%
% of Patients satisfied with the dentistry they have received	1	1	N/A	92.3%	93.6%	93.3%
% of Patients satisfied with the time they had to wait for an appointment	1	1	N/A	88.3%	89.8%	88.9%

* This is based on patients treated on this contract for their most recent course of treatment. Figures in italics indicate the base number of FP17s or Patient Questionnaire responses are less than 100. N/A is shown where the base number of responses is less than 10 during the period. % is calculated as Quantity/Base number*100

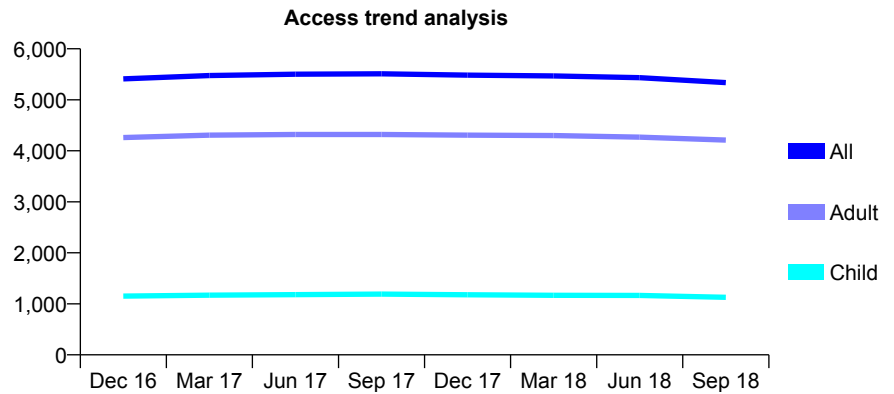
Q52 - Vital Signs At a Glance Contract Report for 721980/0006 - September 2018

Name or company name	MR A HUSSAIN
Contract type name	GDS Contract
Purpose of contract	General
Contract start date	02/07/2007
Contract end date	

18/19 Contracted general activity (UDA)	15,185
Carry forward general activity (UDA)	0
18/19 Contracted orthodontic activity (UOA)	0
Carry forward orthodontic activity (UOA)	0
Baseline contract value	£456,212.14

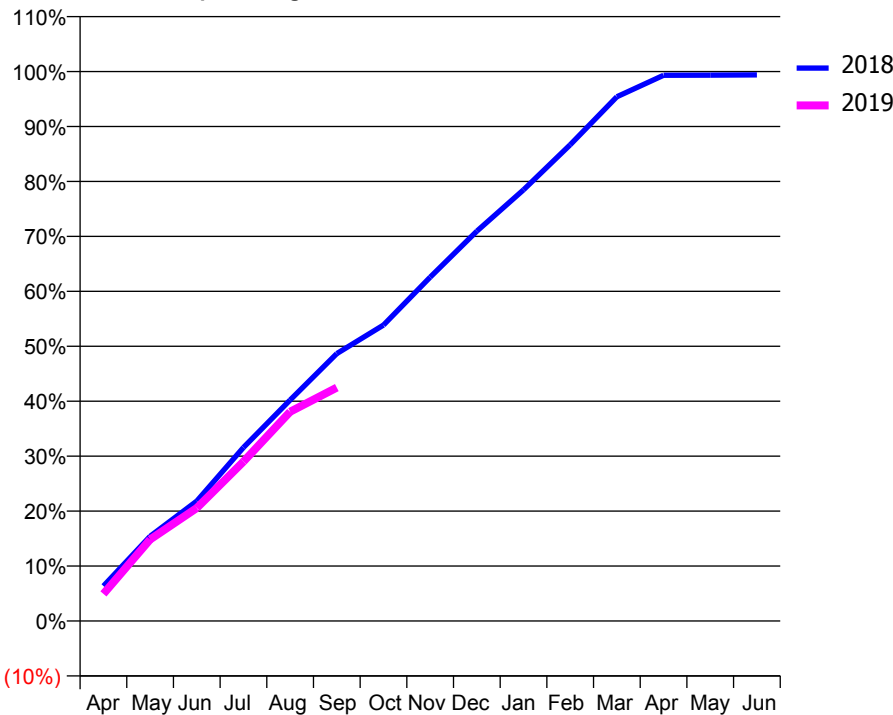
ACCESS*

Patients seen in 24 months	Total	Change since previous quarter
Quarter ending September 2017	5,510	
Quarter ending December 2017	5,484	→
Quarter ending March 2018	5,467	→
Quarter ending June 2018	5,433	→
Quarter ending September 2018	5,338	↓
Variance since September 2017	(3.1%)	↓



ACTIVITY

Cumulative percentage of contracted UDA delivered 2018 & 2019



Adjusted Scheduled Activity (UDA)		
Month	2018	2019
April	967	749
May	2,342	2,253
June	3,316	3,123
July	4,797	4,406
August	6,107	5,784
September	7,391	6,449
October	8,179	
November	9,503	
December	10,771	
January	11,914	
February	13,159	
March	14,488	
April	15,081	
May	15,085	
June	15,091	

QUALITY

	Quantity	Base Number	Contract	AT	Region	England
% of FP17s for the same patient ID Re-attending within 3 months - Children	110	830	13.3%	10.1%	12.2%	11.6%
% of FP17s for the same patient ID Re-attending within 3 months - Adults	419	2,974	14.1%	13.7%	15.8%	15.5%
% of FP17s for the same patient ID Re-attending between 3 & 9 months - Children	503	830	60.6%	61.7%	60.3%	58.8%
% of FP17s for the same patient ID Re-attending between 3 & 9 months - Adults	1,838	2,974	61.8%	55.5%	53.5%	51.1%
% of FP17s for Band 1 Urgent Courses	175	3,499	5.0%	8.2%	9.1%	9.0%
% of FP17s Relating to Free Repair or Replacements	79	3,499	2.3%	0.8%	1.0%	0.8%
% of FP17s Relating to Continuations	47	3,499	1.3%	1.0%	1.0%	0.9%
% of Patients satisfied with the dentistry they have received	0	0	N/A	92.3%	93.6%	93.3%
% of Patients satisfied with the time they had to wait for an appointment	0	0	N/A	88.3%	89.8%	88.9%

* This is based on patients treated on this contract for their most recent course of treatment. Figures in italics indicate the base number of FP17s or Patient Questionnaire responses are less than 100. N/A is shown where the base number of responses is less than 10 during the period. % is calculated as Quantity/Base number*100

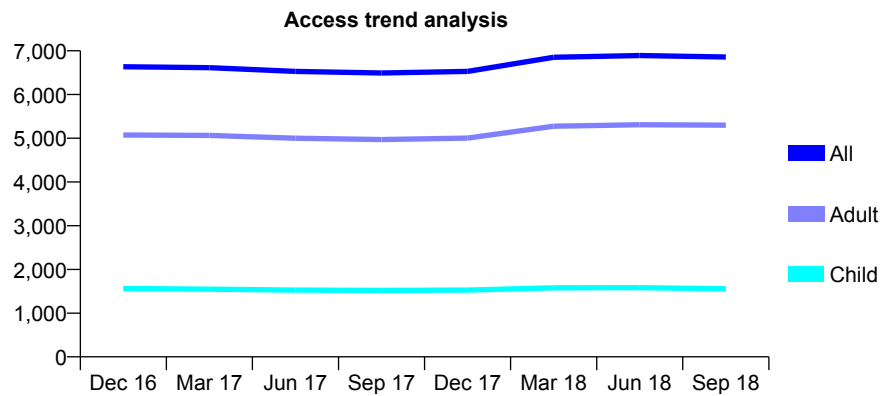
Q52 - Vital Signs At a Glance Contract Report for 721980/0007 - September 2018

Name or company name	MR A HUSSAIN
Contract type name	GDS Contract
Purpose of contract	General
Contract start date	02/07/2007
Contract end date	

18/19 Contracted general activity (UDA)	19,645
Carry forward general activity (UDA)	0
18/19 Contracted orthodontic activity (UOA)	0
Carry forward orthodontic activity (UOA)	0
Baseline contract value	£604,803.08

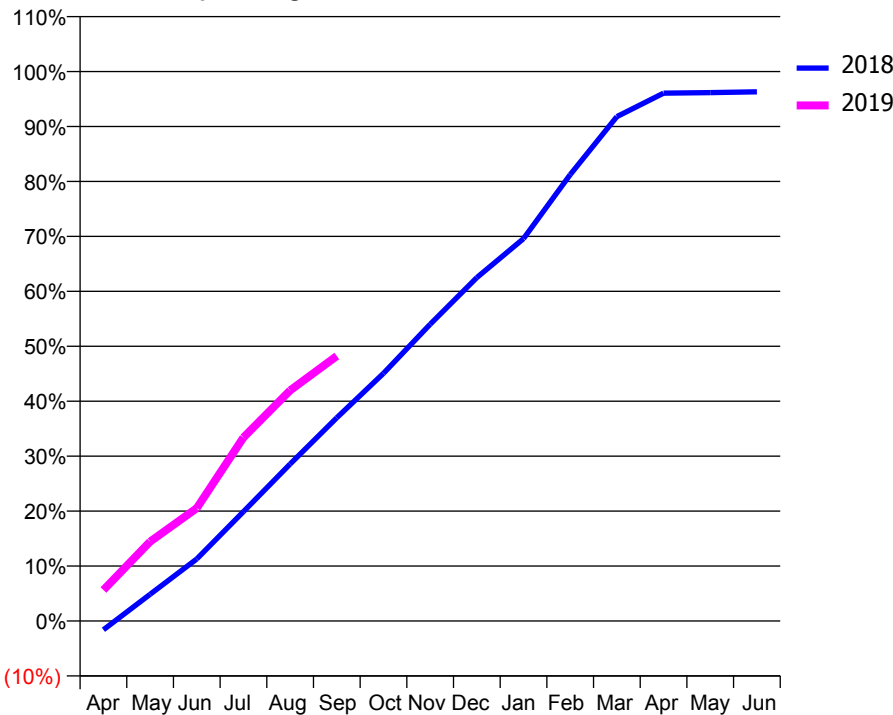
ACCESS*

Patients seen in 24 months	Total	Change since previous quarter
Quarter ending September 2017	6,492	
Quarter ending December 2017	6,530	→
Quarter ending March 2018	6,853	↑
Quarter ending June 2018	6,893	→
Quarter ending September 2018	6,857	→
Variance since September 2017	5.6%	↑



ACTIVITY

Cumulative percentage of contracted UDA delivered 2018 & 2019



Month	Adjusted Scheduled Activity (UDA)	
	2018	2019
April	-318	1,109
May	956	2,841
June	2,219	4,034
July	3,913	6,563
August	5,611	8,245
September	7,269	9,473
October	8,857	
November	10,610	
December	12,277	
January	13,670	
February	15,956	
March	18,032	
April	18,872	
May	18,890	
June	18,921	

QUALITY

	Quantity	Base Number	Contract	AT	Region	England
% of FP17s for the same patient ID Re-attending within 3 months - Children	93	1,208	7.7%	10.1%	12.2%	11.6%
% of FP17s for the same patient ID Re-attending within 3 months - Adults	518	3,896	13.3%	13.7%	15.8%	15.5%
% of FP17s for the same patient ID Re-attending between 3 & 9 months - Children	807	1,208	66.8%	61.7%	60.3%	58.8%
% of FP17s for the same patient ID Re-attending between 3 & 9 months - Adults	2,442	3,896	62.7%	55.5%	53.5%	51.1%
% of FP17s for Band 1 Urgent Courses	157	4,723	3.3%	8.2%	9.1%	9.0%
% of FP17s Relating to Free Repair or Replacements	80	4,723	1.7%	0.8%	1.0%	0.8%
% of FP17s Relating to Continuations	74	4,723	1.6%	1.0%	1.0%	0.9%
% of Patients satisfied with the dentistry they have received	4	4	N/A	92.3%	93.6%	93.3%
% of Patients satisfied with the time they had to wait for an appointment	4	4	N/A	88.3%	89.8%	88.9%

* This is based on patients treated on this contract for their most recent course of treatment. Figures in italics indicate the base number of FP17s or Patient Questionnaire responses are less than 100. N/A is shown where the base number of responses is less than 10 during the period. % is calculated as Quantity/Base number*100

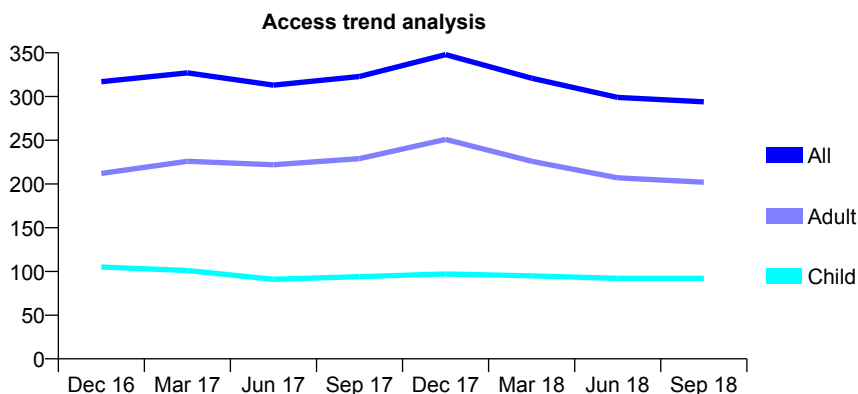
Q52 - Vital Signs At a Glance Contract Report for 729264/0001 - September 2018

Name or company name	MISS AM MILARVIE
Contract type name	GDS Contract
Purpose of contract	General
Contract start date	01/04/2006
Contract end date	

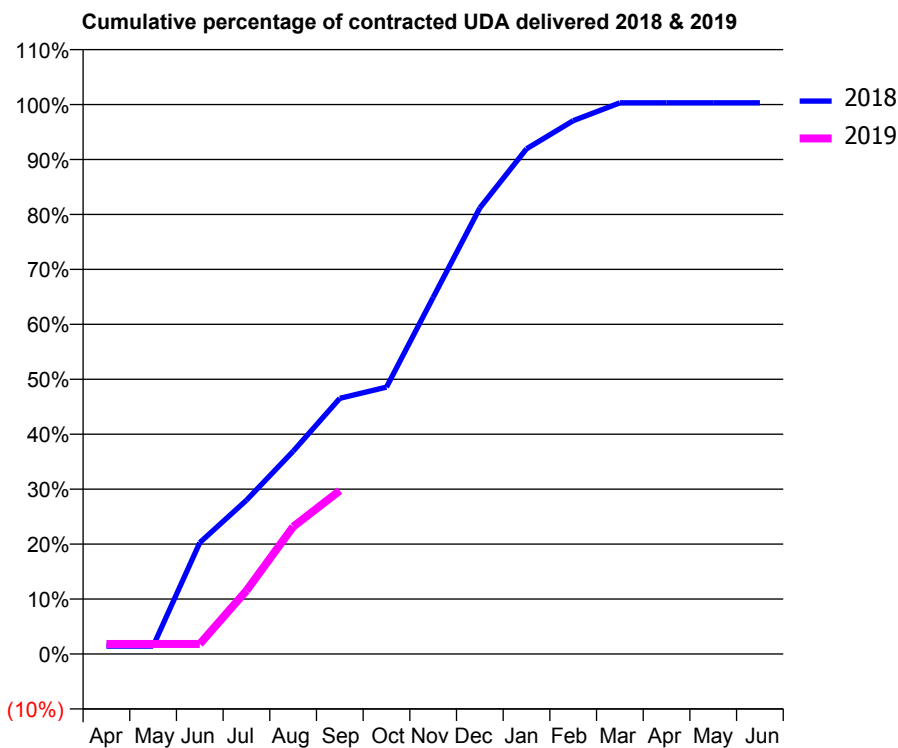
18/19 Contracted general activity (UDA)	1,042
Carry forward general activity (UDA)	0
18/19 Contracted orthodontic activity (UOA)	0
Carry forward orthodontic activity (UOA)	0
Baseline contract value	£26,136.55

ACCESS*

Patients seen in 24 months	Total	Change since previous quarter
Quarter ending September 2017	323	
Quarter ending December 2017	348	↑
Quarter ending March 2018	321	↓
Quarter ending June 2018	299	↓
Quarter ending September 2018	294	↓
Variance since September 2017	(9.0%)	↓



ACTIVITY



Adjusted Scheduled Activity (UDA)		
Month	2018	2019
April	15	19
May	15	19
June	211	19
July	292	120
August	385	241
September	485	310
October	506	
November	676	
December	846	
January	958	
February	1,011	
March	1,045	
April	1,045	
May	1,045	
June	1,045	

QUALITY

	Quantity	Base Number	Contract	AT	Region	England
% of FP17s for the same patient ID Re-attending within 3 months - Children	3	69	4.3%	10.1%	12.2%	11.6%
% of FP17s for the same patient ID Re-attending within 3 months - Adults	21	115	18.3%	13.7%	15.8%	15.5%
% of FP17s for the same patient ID Re-attending between 3 & 9 months - Children	45	69	65.2%	61.7%	60.3%	58.8%
% of FP17s for the same patient ID Re-attending between 3 & 9 months - Adults	65	115	56.5%	55.5%	53.5%	51.1%
% of FP17s for Band 1 Urgent Courses	5	183	2.7%	8.2%	9.1%	9.0%
% of FP17s Relating to Free Repair or Replacements	0	183	0.0%	0.8%	1.0%	0.8%
% of FP17s Relating to Continuations	0	183	0.0%	1.0%	1.0%	0.9%
% of Patients satisfied with the dentistry they have received	0	0	N/A	92.3%	93.6%	93.3%
% of Patients satisfied with the time they had to wait for an appointment	0	0	N/A	88.3%	89.8%	88.9%

* This is based on patients treated on this contract for their most recent course of treatment. Figures in italics indicate the base number of FP17s or Patient Questionnaire responses are less than 100. N/A is shown where the base number of responses is less than 10 during the period. % is calculated as Quantity/Base number*100

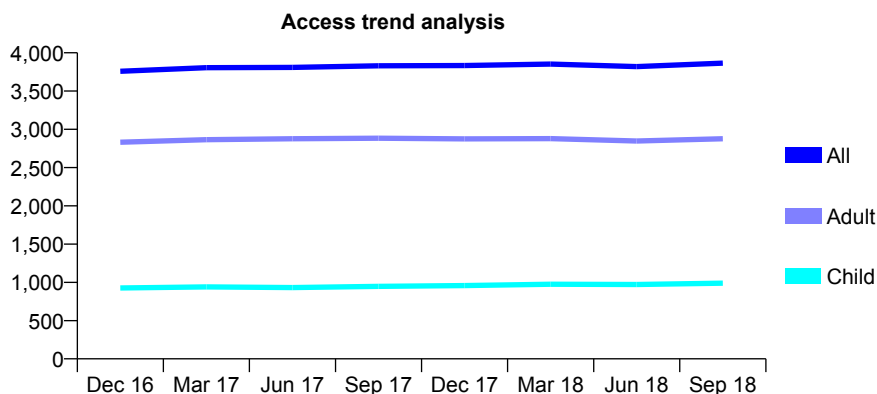
Q52 - Vital Signs At a Glance Contract Report for 731447/0001 - September 2018

Name or company name	MRS CI GRAVE
Contract type name	GDS Contract
Purpose of contract	General
Contract start date	01/04/2006
Contract end date	

18/19 Contracted general activity (UDA)	10,000
Carry forward general activity (UDA)	0
18/19 Contracted orthodontic activity (UOA)	0
Carry forward orthodontic activity (UOA)	0
Baseline contract value	£230,332.23

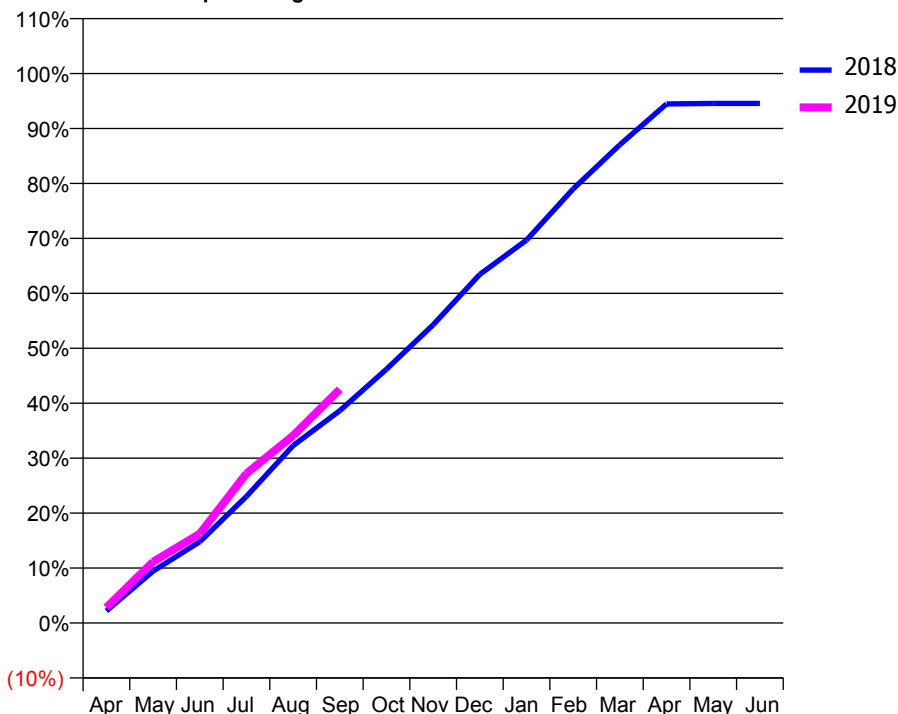
ACCESS*

Patients seen in 24 months	Total	Change since previous quarter
Quarter ending September 2017	3,830	
Quarter ending December 2017	3,833	→
Quarter ending March 2018	3,853	→
Quarter ending June 2018	3,819	→
Quarter ending September 2018	3,865	→
Variance since September 2017	0.9%	→



ACTIVITY

Cumulative percentage of contracted UDA delivered 2018 & 2019



Month	Adjusted Scheduled Activity (UDA)	
	2018	2019
April	220	282
May	946	1,115
June	1,480	1,624
July	2,304	2,721
August	3,230	3,411
September	3,864	4,254
October	4,619	
November	5,427	
December	6,345	
January	6,969	
February	7,901	
March	8,703	
April	9,445	
May	9,455	
June	9,456	

QUALITY

	Quantity	Base Number	Contract	AT	Region	England
% of FP17s for the same patient ID Re-attending within 3 months - Children	64	754	8.5%	10.1%	12.2%	11.6%
% of FP17s for the same patient ID Re-attending within 3 months - Adults	384	1,863	20.6%	13.7%	15.8%	15.5%
% of FP17s for the same patient ID Re-attending between 3 & 9 months - Children	455	754	60.3%	61.7%	60.3%	58.8%
% of FP17s for the same patient ID Re-attending between 3 & 9 months - Adults	696	1,863	37.4%	55.5%	53.5%	51.1%
% of FP17s for Band 1 Urgent Courses	363	2,313	15.7%	8.2%	9.1%	9.0%
% of FP17s Relating to Free Repair or Replacements	10	2,313	0.4%	0.8%	1.0%	0.8%
% of FP17s Relating to Continuations	29	2,313	1.3%	1.0%	1.0%	0.9%
% of Patients satisfied with the dentistry they have received	1	1	N/A	92.3%	93.6%	93.3%
% of Patients satisfied with the time they had to wait for an appointment	1	1	N/A	88.3%	89.8%	88.9%

* This is based on patients treated on this contract for their most recent course of treatment. Figures in italics indicate the base number of FP17s or Patient Questionnaire responses are less than 100. N/A is shown where the base number of responses is less than 10 during the period. % is calculated as Quantity/Base number*100

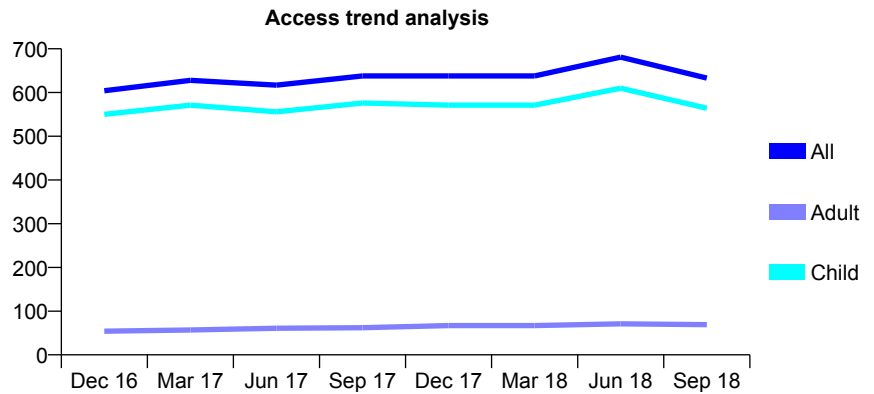
Q52 - Vital Signs At a Glance Contract Report for 738697/0001 - September 2018

Name or company name	Whitehall Dental Care
Contract type name	GDS Contract
Purpose of contract	General
Contract start date	01/04/2006
Contract end date	

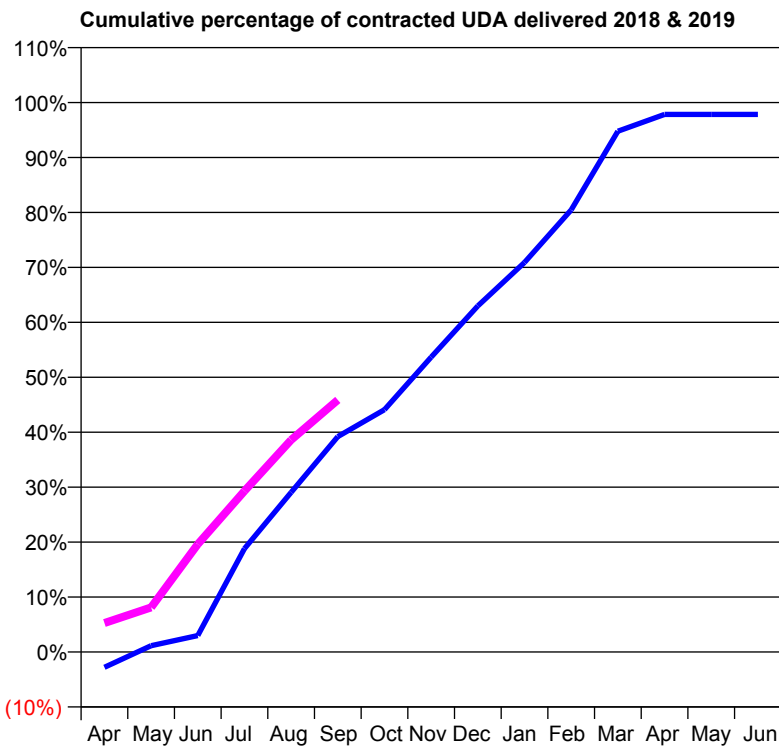
18/19 Contracted general activity (UDA)	1,350
Carry forward general activity (UDA)	0
18/19 Contracted orthodontic activity (UOA)	0
Carry forward orthodontic activity (UOA)	0
Baseline contract value	£32,101.17

ACCESS*

Patients seen in 24 months	Total	Change since previous quarter
Quarter ending September 2017	638	
Quarter ending December 2017	638	→
Quarter ending March 2018	638	→
Quarter ending June 2018	681	↑
Quarter ending September 2018	633	↓
Variance since September 2017	(0.8%)	→



ACTIVITY



Month	Adjusted Scheduled Activity (UDA)	
	2018	2019
April	-38	71
May	15	110
June	40	265
July	254	396
August	392	521
September	529	619
October	595	
November	724	
December	850	
January	957	
February	1,086	
March	1,280	
April	1,321	
May	1,321	
June	1,321	

QUALITY

	Quantity	Base Number	Contract	AT	Region	England
% of FP17s for the same patient ID Re-attending within 3 months - Children	48	467	10.3%	10.1%	12.2%	11.6%
% of FP17s for the same patient ID Re-attending within 3 months - Adults	0	16	0.0%	13.7%	15.8%	15.5%
% of FP17s for the same patient ID Re-attending between 3 & 9 months - Children	271	467	58.0%	61.7%	60.3%	58.8%
% of FP17s for the same patient ID Re-attending between 3 & 9 months - Adults	14	16	87.5%	55.5%	53.5%	51.1%
% of FP17s for Band 1 Urgent Courses	12	453	2.6%	8.2%	9.1%	9.0%
% of FP17s Relating to Free Repair or Replacements	0	453	0.0%	0.8%	1.0%	0.8%
% of FP17s Relating to Continuations	0	453	0.0%	1.0%	1.0%	0.9%
% of Patients satisfied with the dentistry they have received	0	0	N/A	92.3%	93.6%	93.3%
% of Patients satisfied with the time they had to wait for an appointment	0	0	N/A	88.3%	89.8%	88.9%

* This is based on patients treated on this contract for their most recent course of treatment. Figures in italics indicate the base number of FP17s or Patient Questionnaire responses are less than 100. N/A is shown where the base number of responses is less than 10 during the period. % is calculated as Quantity/Base number*100

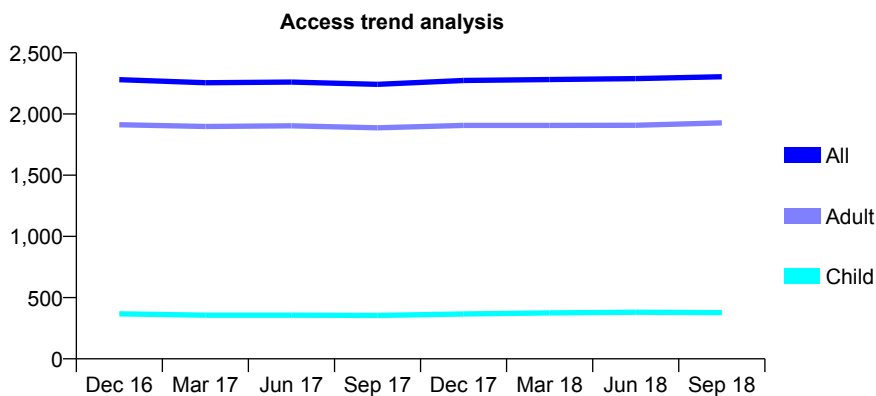
Q52 - Vital Signs At a Glance Contract Report for 739367/0001 - September 2018

Name or company name	MR MW SOUTH
Contract type name	GDS Contract
Purpose of contract	General
Contract start date	01/04/2006
Contract end date	

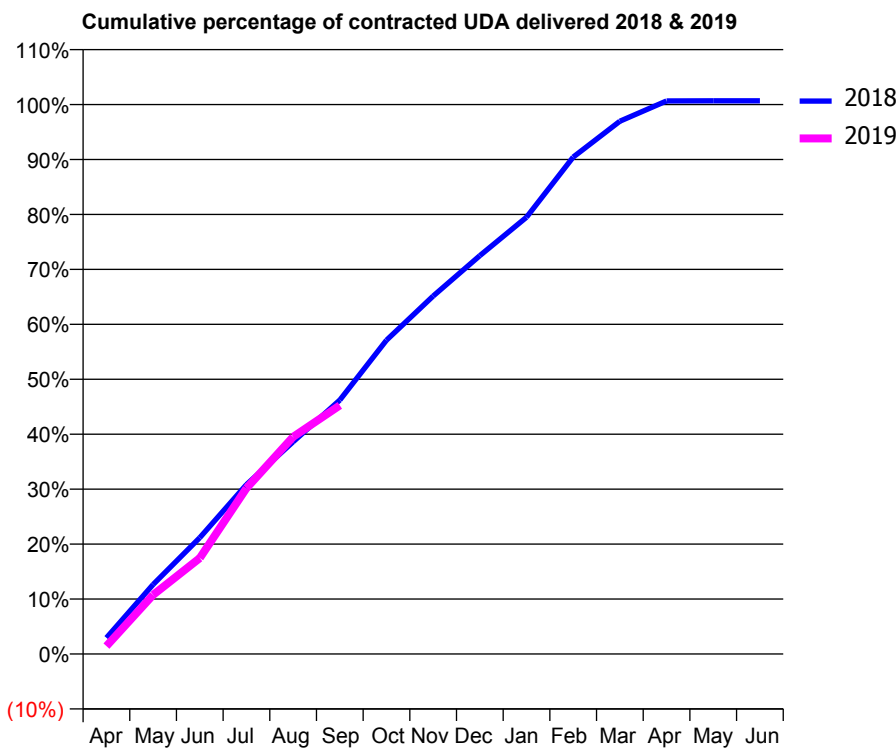
18/19 Contracted general activity (UDA)	8,098
Carry forward general activity (UDA)	0
18/19 Contracted orthodontic activity (UOA)	0
Carry forward orthodontic activity (UOA)	0
Baseline contract value	£220,234.88

ACCESS*

Patients seen in 24 months	Total	Change since previous quarter
Quarter ending September 2017	2,242	
Quarter ending December 2017	2,274	→
Quarter ending March 2018	2,282	→
Quarter ending June 2018	2,289	→
Quarter ending September 2018	2,305	→
Variance since September 2017	2.8%	↑



ACTIVITY



Month	Adjusted Scheduled Activity (UDA)	
	2018	2019
April	238	117
May	1,026	871
June	1,714	1,413
July	2,497	2,443
August	3,127	3,200
September	3,742	3,664
October	4,625	
November	5,275	
December	5,871	
January	6,437	
February	7,323	
March	7,851	
April	8,150	
May	8,152	
June	8,152	

QUALITY

	Quantity	Base Number	Contract	AT	Region	England
% of FP17s for the same patient ID Re-attending within 3 months - Children	15	294	5.1%	10.1%	12.2%	11.6%
% of FP17s for the same patient ID Re-attending within 3 months - Adults	185	1,569	11.8%	13.7%	15.8%	15.5%
% of FP17s for the same patient ID Re-attending between 3 & 9 months - Children	179	294	60.9%	61.7%	60.3%	58.8%
% of FP17s for the same patient ID Re-attending between 3 & 9 months - Adults	996	1,569	63.5%	55.5%	53.5%	51.1%
% of FP17s for Band 1 Urgent Courses	130	1,717	7.6%	8.2%	9.1%	9.0%
% of FP17s Relating to Free Repair or Replacements	36	1,717	2.1%	0.8%	1.0%	0.8%
% of FP17s Relating to Continuations	65	1,717	3.8%	1.0%	1.0%	0.9%
% of Patients satisfied with the dentistry they have received	3	3	N/A	92.3%	93.6%	93.3%
% of Patients satisfied with the time they had to wait for an appointment	2	3	N/A	88.3%	89.8%	88.9%

* This is based on patients treated on this contract for their most recent course of treatment. Figures in italics indicate the base number of FP17s or Patient Questionnaire responses are less than 100. N/A is shown where the base number of responses is less than 10 during the period. % is calculated as Quantity/Base number*100

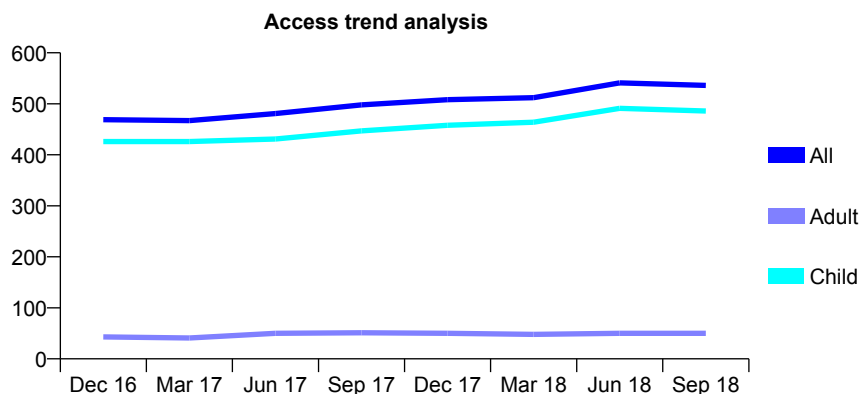
Q52 - Vital Signs At a Glance Contract Report for 745669/0001 - September 2018

Name or company name	MR RA MUIRHEAD
Contract type name	GDS Contract
Purpose of contract	General
Contract start date	01/04/2006
Contract end date	

18/19 Contracted general activity (UDA)	948
Carry forward general activity (UDA)	0
18/19 Contracted orthodontic activity (UOA)	0
Carry forward orthodontic activity (UOA)	0
Baseline contract value	£27,405.03

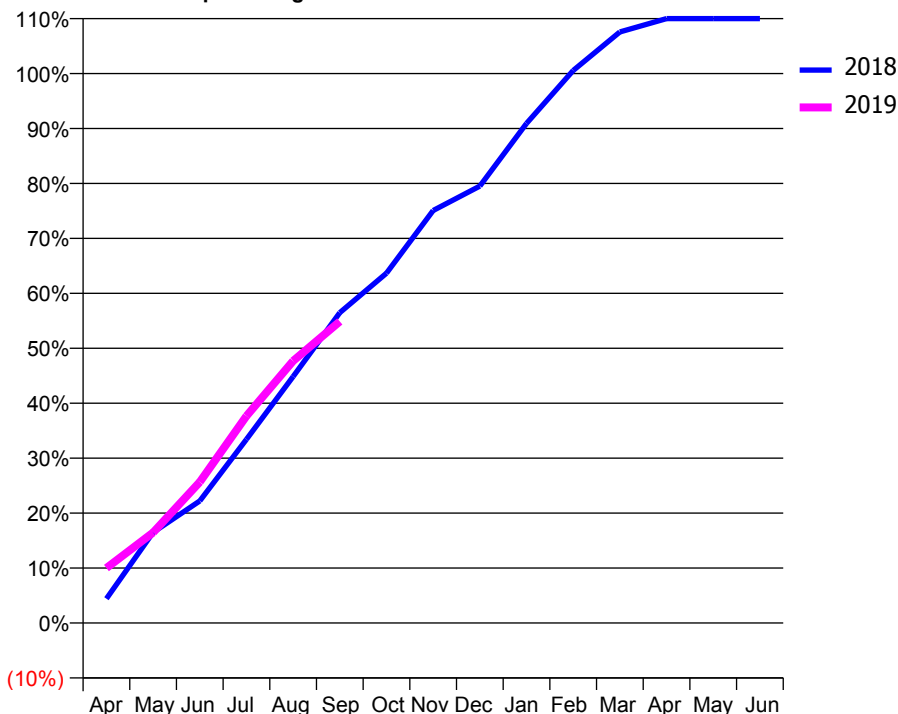
ACCESS*

Patients seen in 24 months	Total	Change since previous quarter
Quarter ending September 2017	498	
Quarter ending December 2017	508	↑
Quarter ending March 2018	512	→
Quarter ending June 2018	541	↑
Quarter ending September 2018	536	→
Variance since September 2017	7.6%	↑



ACTIVITY

Cumulative percentage of contracted UDA delivered 2018 & 2019



Month	Adjusted Scheduled Activity (UDA)	
	2018	2019
April	42	95
May	156	156
June	211	243
July	317	357
August	425	452
September	535	520
October	604	
November	712	
December	754	
January	862	
February	953	
March	1,020	
April	1,043	
May	1,043	
June	1,043	

QUALITY

	Quantity	Base Number	Contract	AT	Region	England
% of FP17s for the same patient ID Re-attending within 3 months - Children	34	456	7.5%	10.1%	12.2%	11.6%
% of FP17s for the same patient ID Re-attending within 3 months - Adults	0	0	N/A	13.7%	15.8%	15.5%
% of FP17s for the same patient ID Re-attending between 3 & 9 months - Children	294	456	64.5%	61.7%	60.3%	58.8%
% of FP17s for the same patient ID Re-attending between 3 & 9 months - Adults	0	0	N/A	55.5%	53.5%	51.1%
% of FP17s for Band 1 Urgent Courses	1	431	0.2%	8.2%	9.1%	9.0%
% of FP17s Relating to Free Repair or Replacements	0	431	0.0%	0.8%	1.0%	0.8%
% of FP17s Relating to Continuations	0	431	0.0%	1.0%	1.0%	0.9%
% of Patients satisfied with the dentistry they have received	1	1	N/A	92.3%	93.6%	93.3%
% of Patients satisfied with the time they had to wait for an appointment	1	1	N/A	88.3%	89.8%	88.9%

* This is based on patients treated on this contract for their most recent course of treatment. Figures in italics indicate the base number of FP17s or Patient Questionnaire responses are less than 100. N/A is shown where the base number of responses is less than 10 during the period. % is calculated as Quantity/Base number*100

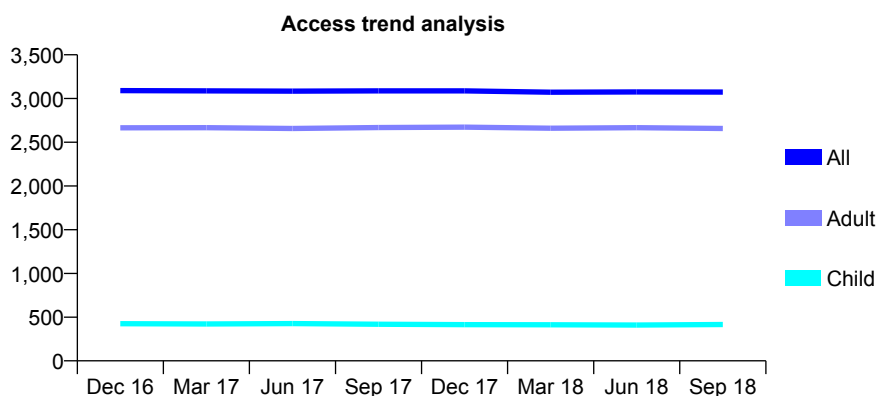
Q52 - Vital Signs At a Glance Contract Report for 751936/0001 - September 2018

Name or company name	MR P HARTLEY
Contract type name	GDS Contract
Purpose of contract	General
Contract start date	01/04/2006
Contract end date	

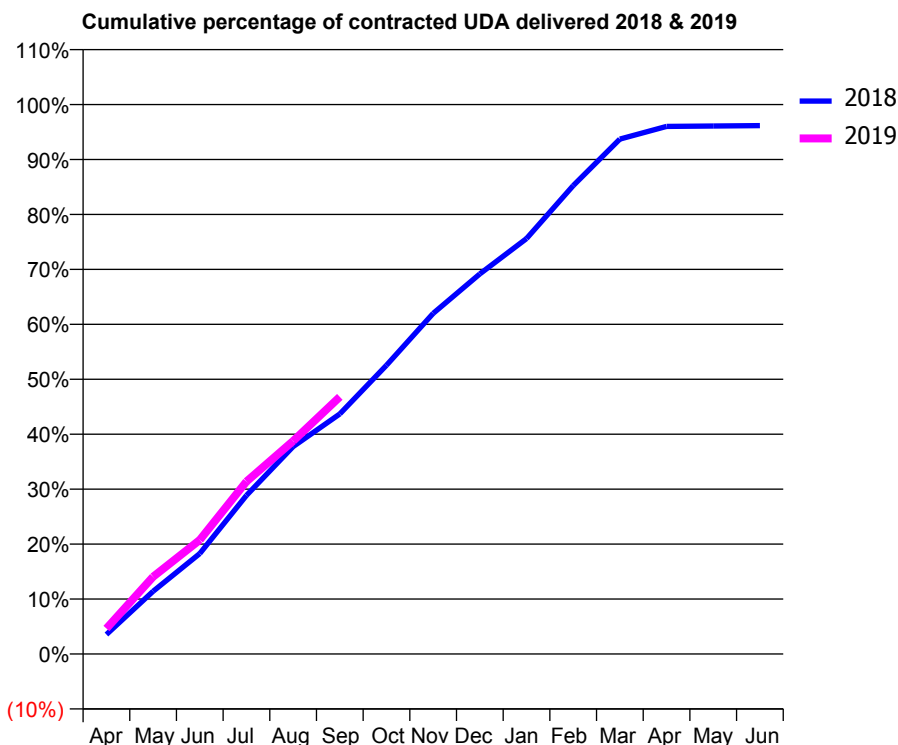
18/19 Contracted general activity (UDA)	8,300
Carry forward general activity (UDA)	0
18/19 Contracted orthodontic activity (UOA)	0
Carry forward orthodontic activity (UOA)	0
Baseline contract value	£191,464.47

ACCESS*

Patients seen in 24 months	Total	Change since previous quarter
Quarter ending September 2017	3,087	
Quarter ending December 2017	3,087	→
Quarter ending March 2018	3,072	→
Quarter ending June 2018	3,076	→
Quarter ending September 2018	3,073	→
Variance since September 2017	(0.5%)	→



ACTIVITY



Month	Adjusted Scheduled Activity (UDA)	
	2018	2019
April	295	385
May	948	1,166
June	1,518	1,724
July	2,395	2,606
August	3,133	3,218
September	3,627	3,884
October	4,362	
November	5,145	
December	5,741	
January	6,275	
February	7,074	
March	7,777	
April	7,969	
May	7,975	
June	7,980	

QUALITY

	Quantity	Base Number	Contract	AT	Region	England
% of FP17s for the same patient ID Re-attending within 3 months - Children	7	314	2.2%	10.1%	12.2%	11.6%
% of FP17s for the same patient ID Re-attending within 3 months - Adults	226	1,995	11.3%	13.7%	15.8%	15.5%
% of FP17s for the same patient ID Re-attending between 3 & 9 months - Children	215	314	68.5%	61.7%	60.3%	58.8%
% of FP17s for the same patient ID Re-attending between 3 & 9 months - Adults	1,184	1,995	59.3%	55.5%	53.5%	51.1%
% of FP17s for Band 1 Urgent Courses	38	2,207	1.7%	8.2%	9.1%	9.0%
% of FP17s Relating to Free Repair or Replacements	22	2,207	1.0%	0.8%	1.0%	0.8%
% of FP17s Relating to Continuations	62	2,207	2.8%	1.0%	1.0%	0.9%
% of Patients satisfied with the dentistry they have received	0	0	N/A	92.3%	93.6%	93.3%
% of Patients satisfied with the time they had to wait for an appointment	0	0	N/A	88.3%	89.8%	88.9%

* This is based on patients treated on this contract for their most recent course of treatment. Figures in italics indicate the base number of FP17s or Patient Questionnaire responses are less than 100. N/A is shown where the base number of responses is less than 10 during the period. % is calculated as Quantity/Base number*100

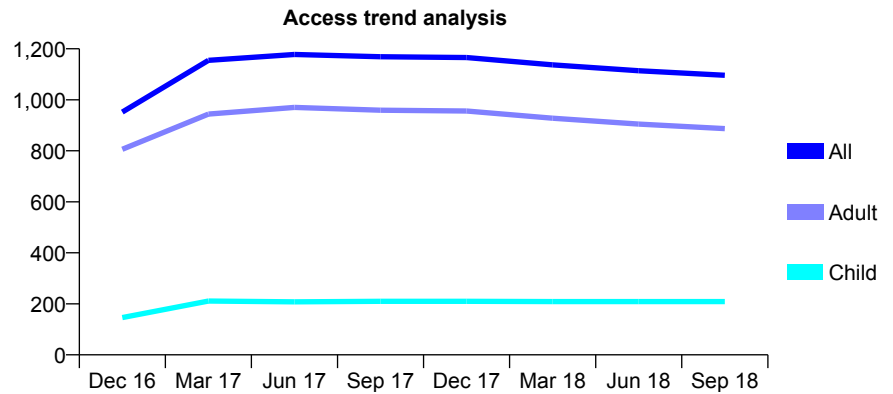
Q52 - Vital Signs At a Glance Contract Report for 759740/0005 - September 2018

Name or company name	N Kaushal
Contract type name	GDS Contract
Purpose of contract	General
Contract start date	08/05/2015
Contract end date	

18/19 Contracted general activity (UDA)	3,242
Carry forward general activity (UDA)	0
18/19 Contracted orthodontic activity (UOA)	0
Carry forward orthodontic activity (UOA)	0
Baseline contract value	£96,252.12

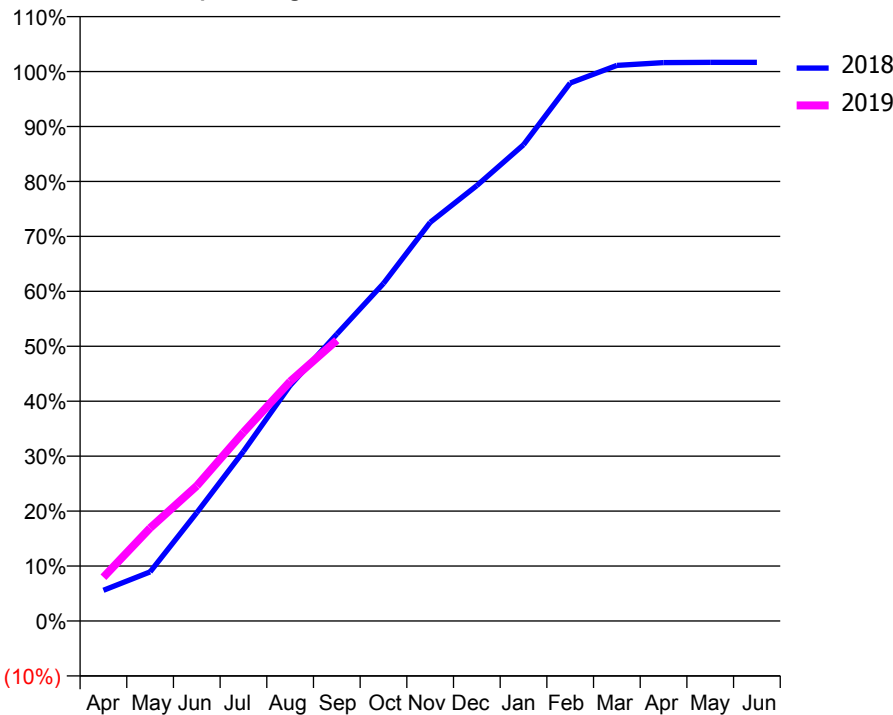
ACCESS*

Patients seen in 24 months	Total	Change since previous quarter
Quarter ending September 2017	1,169	
Quarter ending December 2017	1,166	→
Quarter ending March 2018	1,137	↓
Quarter ending June 2018	1,114	↓
Quarter ending September 2018	1,096	↓
Variance since September 2017	(6.2%)	↓



ACTIVITY

Cumulative percentage of contracted UDA delivered 2018 & 2019



Month	Adjusted Scheduled Activity (UDA)	
	2018	2019
April	181	259
May	290	549
June	639	797
July	1,001	1,113
August	1,390	1,414
September	1,692	1,656
October	1,992	
November	2,352	
December	2,569	
January	2,810	
February	3,174	
March	3,278	
April	3,295	
May	3,296	
June	3,296	

QUALITY

	Quantity	Base Number	Contract	AT	Region	England
% of FP17s for the same patient ID Re-attending within 3 months - Children	10	178	5.6%	10.1%	12.2%	11.6%
% of FP17s for the same patient ID Re-attending within 3 months - Adults	89	784	11.4%	13.7%	15.8%	15.5%
% of FP17s for the same patient ID Re-attending between 3 & 9 months - Children	99	178	55.6%	61.7%	60.3%	58.8%
% of FP17s for the same patient ID Re-attending between 3 & 9 months - Adults	527	784	67.2%	55.5%	53.5%	51.1%
% of FP17s for Band 1 Urgent Courses	97	946	10.3%	8.2%	9.1%	9.0%
% of FP17s Relating to Free Repair or Replacements	54	946	5.7%	0.8%	1.0%	0.8%
% of FP17s Relating to Continuations	0	946	0.0%	1.0%	1.0%	0.9%
% of Patients satisfied with the dentistry they have received	1	1	N/A	92.3%	93.6%	93.3%
% of Patients satisfied with the time they had to wait for an appointment	1	1	N/A	88.3%	89.8%	88.9%

* This is based on patients treated on this contract for their most recent course of treatment. Figures in italics indicate the base number of FP17s or Patient Questionnaire responses are less than 100. N/A is shown where the base number of responses is less than 10 during the period. % is calculated as Quantity/Base number*100

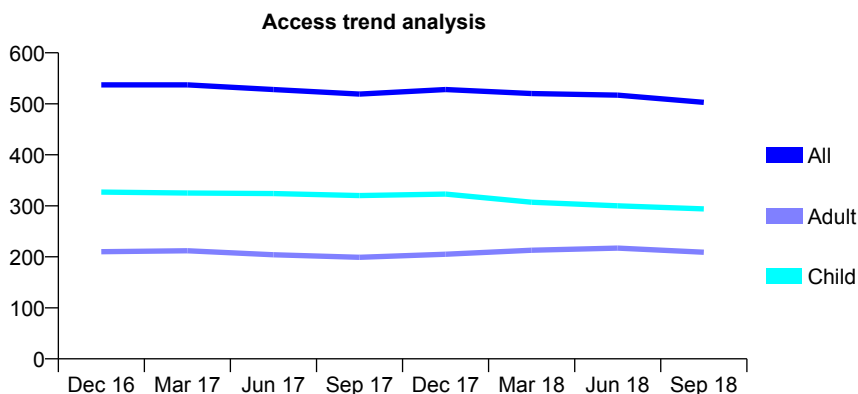
Q52 - Vital Signs At a Glance Contract Report for 764183/0001 - September 2018

Name or company name	MRS P DHILLON
Contract type name	GDS Contract
Purpose of contract	General
Contract start date	01/08/2006
Contract end date	

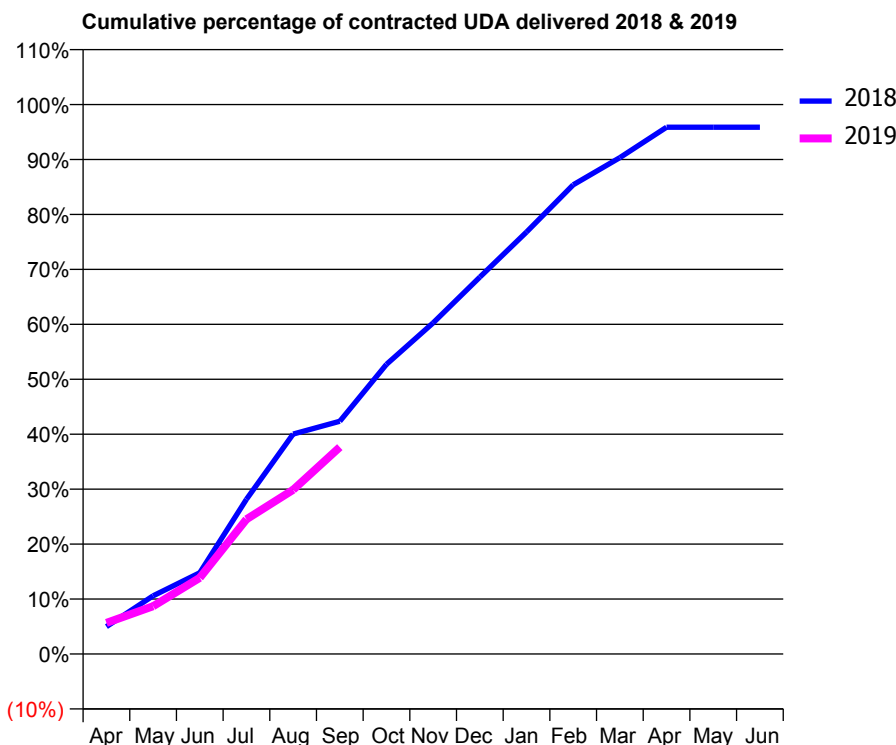
18/19 Contracted general activity (UDA)	1,550
Carry forward general activity (UDA)	0
18/19 Contracted orthodontic activity (UOA)	0
Carry forward orthodontic activity (UOA)	0
Baseline contract value	£49,689.36

ACCESS*

Patients seen in 24 months	Total	Change since previous quarter
Quarter ending September 2017	519	
Quarter ending December 2017	528	→
Quarter ending March 2018	520	↓
Quarter ending June 2018	517	→
Quarter ending September 2018	503	↓
Variance since September 2017	(3.1%)	↓



ACTIVITY



Adjusted Scheduled Activity (UDA)		
Month	2018	2019
April	77	88
May	164	135
June	229	215
July	436	380
August	620	463
September	656	584
October	817	
November	934	
December	1,063	
January	1,190	
February	1,324	
March	1,400	
April	1,486	
May	1,486	
June	1,486	

QUALITY

	Quantity	Base Number	Contract	AT	Region	England
% of FP17s for the same patient ID Re-attending within 3 months - Children	11	260	4.2%	10.1%	12.2%	11.6%
% of FP17s for the same patient ID Re-attending within 3 months - Adults	22	153	14.4%	13.7%	15.8%	15.5%
% of FP17s for the same patient ID Re-attending between 3 & 9 months - Children	202	260	77.7%	61.7%	60.3%	58.8%
% of FP17s for the same patient ID Re-attending between 3 & 9 months - Adults	102	153	66.7%	55.5%	53.5%	51.1%
% of FP17s for Band 1 Urgent Courses	3	382	0.8%	8.2%	9.1%	9.0%
% of FP17s Relating to Free Repair or Replacements	0	382	0.0%	0.8%	1.0%	0.8%
% of FP17s Relating to Continuations	0	382	0.0%	1.0%	1.0%	0.9%
% of Patients satisfied with the dentistry they have received	0	0	N/A	92.3%	93.6%	93.3%
% of Patients satisfied with the time they had to wait for an appointment	0	0	N/A	88.3%	89.8%	88.9%

* This is based on patients treated on this contract for their most recent course of treatment. Figures in italics indicate the base number of FP17s or Patient Questionnaire responses are less than 100. N/A is shown where the base number of responses is less than 10 during the period. % is calculated as Quantity/Base number*100

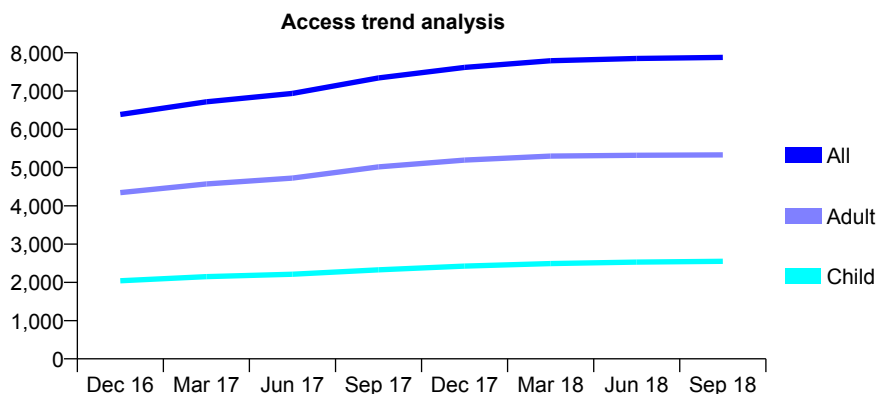
Q52 - Vital Signs At a Glance Contract Report for 764302/0001 - September 2018

Name or company name	MR IH AL-HUSSEIN
Contract type name	GDS Contract
Purpose of contract	General
Contract start date	01/04/2006
Contract end date	

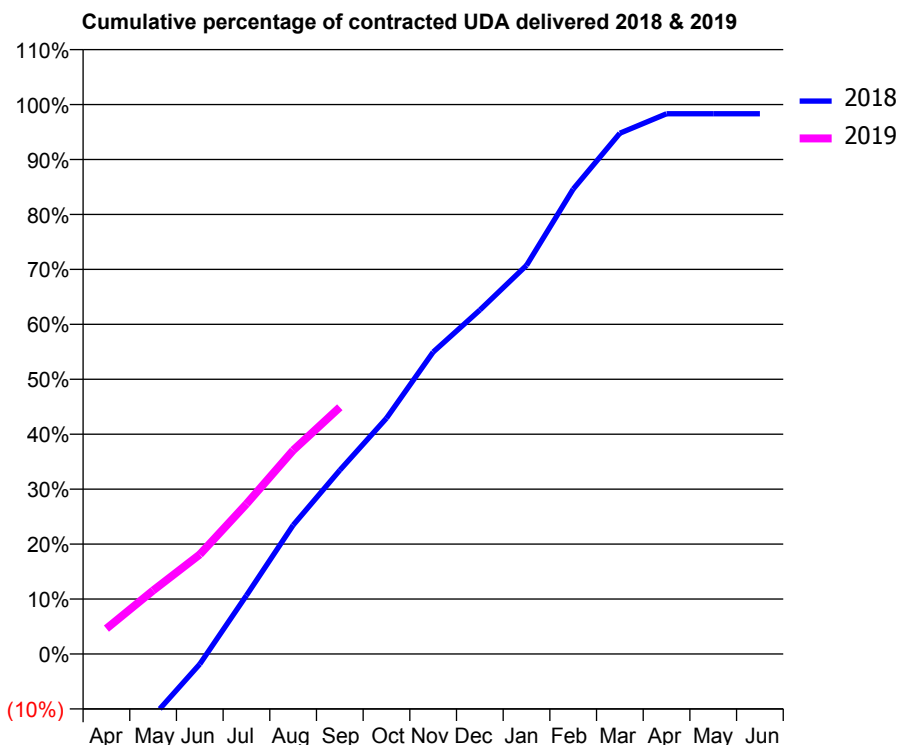
18/19 Contracted general activity (UDA)	15,945
Carry forward general activity (UDA)	0
18/19 Contracted orthodontic activity (UOA)	0
Carry forward orthodontic activity (UOA)	0
Baseline contract value	£476,554.30

ACCESS*

Patients seen in 24 months	Total	Change since previous quarter
Quarter ending September 2017	7,344	
Quarter ending December 2017	7,618	↑
Quarter ending March 2018	7,792	↑
Quarter ending June 2018	7,851	→
Quarter ending September 2018	7,881	→
Variance since September 2017	7.3%	↑



ACTIVITY



Month	Adjusted Scheduled Activity (UDA)	
	2018	2019
April	-2,528	736
May	-1,813	1,846
June	-298	2,890
July	1,702	4,356
August	3,740	5,911
September	5,334	7,160
October	6,842	
November	8,762	
December	9,980	
January	11,276	
February	13,492	
March	15,112	
April	15,678	
May	15,678	
June	15,678	

QUALITY

	Quantity	Base Number	Contract	AT	Region	England
% of FP17s for the same patient ID Re-attending within 3 months - Children	66	1,564	4.2%	10.1%	12.2%	11.6%
% of FP17s for the same patient ID Re-attending within 3 months - Adults	246	2,860	8.6%	13.7%	15.8%	15.5%
% of FP17s for the same patient ID Re-attending between 3 & 9 months - Children	902	1,564	57.7%	61.7%	60.3%	58.8%
% of FP17s for the same patient ID Re-attending between 3 & 9 months - Adults	1,519	2,860	53.1%	55.5%	53.5%	51.1%
% of FP17s for Band 1 Urgent Courses	295	3,858	7.6%	8.2%	9.1%	9.0%
% of FP17s Relating to Free Repair or Replacements	0	3,858	0.0%	0.8%	1.0%	0.8%
% of FP17s Relating to Continuations	12	3,858	0.3%	1.0%	1.0%	0.9%
% of Patients satisfied with the dentistry they have received	3	3	N/A	92.3%	93.6%	93.3%
% of Patients satisfied with the time they had to wait for an appointment	3	3	N/A	88.3%	89.8%	88.9%

* This is based on patients treated on this contract for their most recent course of treatment. Figures in italics indicate the base number of FP17s or Patient Questionnaire responses are less than 100. N/A is shown where the base number of responses is less than 10 during the period. % is calculated as Quantity/Base number*100

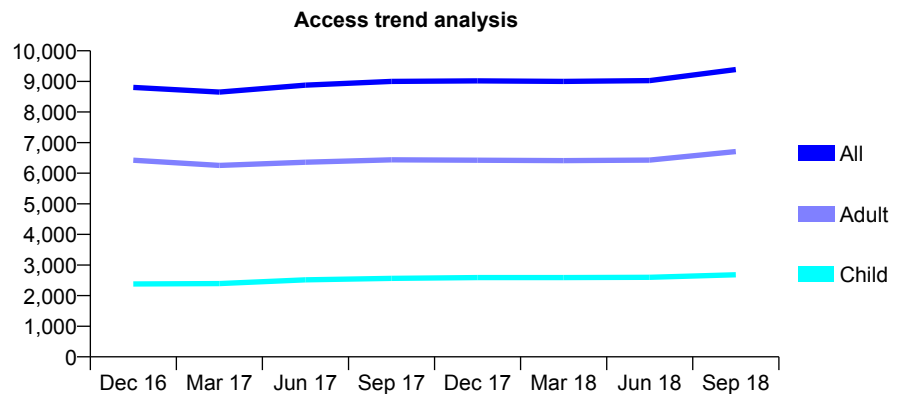
Q52 - Vital Signs At a Glance Contract Report for 765007/0002 - September 2018

Name or company name	Nationwide Healthcare Providers Ltd
Contract type name	GDS Contract
Purpose of contract	General
Contract start date	01/04/2008
Contract end date	

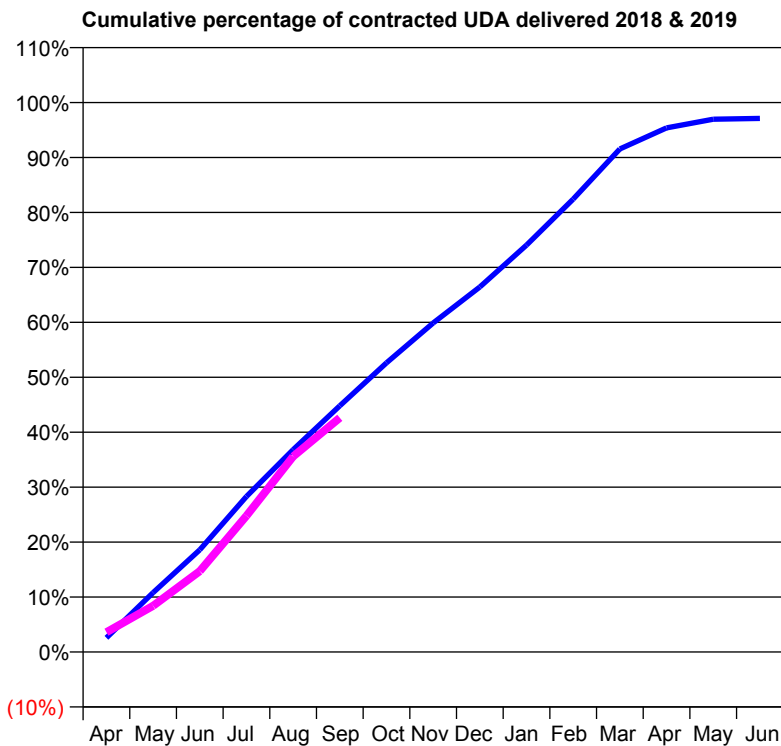
18/19 Contracted general activity (UDA)	26,101
Carry forward general activity (UDA)	0
18/19 Contracted orthodontic activity (UOA)	0
Carry forward orthodontic activity (UOA)	0
Baseline contract value	£627,078.57

ACCESS*

Patients seen in 24 months	Total	Change since previous quarter
Quarter ending September 2017	9,001	
Quarter ending December 2017	9,016	→
Quarter ending March 2018	9,000	→
Quarter ending June 2018	9,027	→
Quarter ending September 2018	9,389	↑
Variance since September 2017	4.3%	↑



ACTIVITY



Month	Adjusted Scheduled Activity (UDA)	
	2018	2019
April	674	942
May	2,824	2,195
June	4,857	3,844
July	7,390	6,469
August	9,612	9,290
September	11,696	11,128
October	13,736	
November	15,628	
December	17,337	
January	19,327	
February	21,513	
March	23,895	
April	24,897	
May	25,309	
June	25,343	

QUALITY

	Quantity	Base Number	Contract	AT	Region	England
% of FP17s for the same patient ID Re-attending within 3 months - Children	85	1,869	4.5%	10.1%	12.2%	11.6%
% of FP17s for the same patient ID Re-attending within 3 months - Adults	270	3,836	7.0%	13.7%	15.8%	15.5%
% of FP17s for the same patient ID Re-attending between 3 & 9 months - Children	1,042	1,869	55.8%	61.7%	60.3%	58.8%
% of FP17s for the same patient ID Re-attending between 3 & 9 months - Adults	1,896	3,836	49.4%	55.5%	53.5%	51.1%
% of FP17s for Band 1 Urgent Courses	147	5,224	2.8%	8.2%	9.1%	9.0%
% of FP17s Relating to Free Repair or Replacements	15	5,224	0.3%	0.8%	1.0%	0.8%
% of FP17s Relating to Continuations	48	5,224	0.9%	1.0%	1.0%	0.9%
% of Patients satisfied with the dentistry they have received	8	9	N/A	92.3%	93.6%	93.3%
% of Patients satisfied with the time they had to wait for an appointment	6	9	N/A	88.3%	89.8%	88.9%

* This is based on patients treated on this contract for their most recent course of treatment. Figures in italics indicate the base number of FP17s or Patient Questionnaire responses are less than 100. N/A is shown where the base number of responses is less than 10 during the period. % is calculated as Quantity/Base number*100

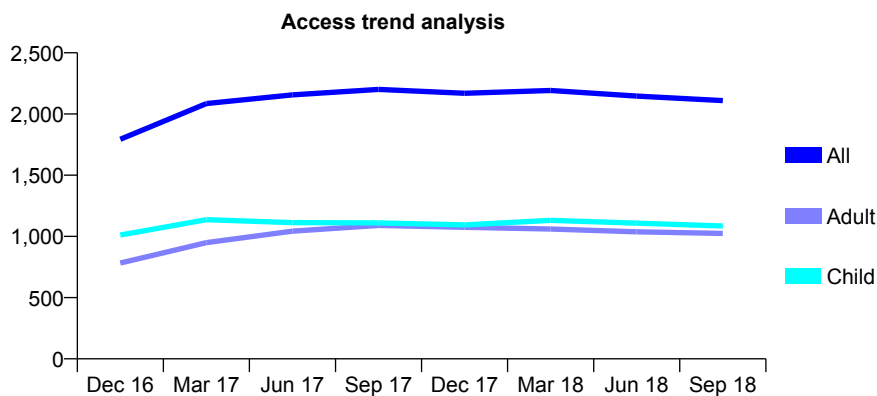
Q52 - Vital Signs At a Glance Contract Report for 772038/0001 - September 2018

Name or company name	MR Z HUSSAIN
Contract type name	GDS Contract
Purpose of contract	General
Contract start date	01/04/2006
Contract end date	

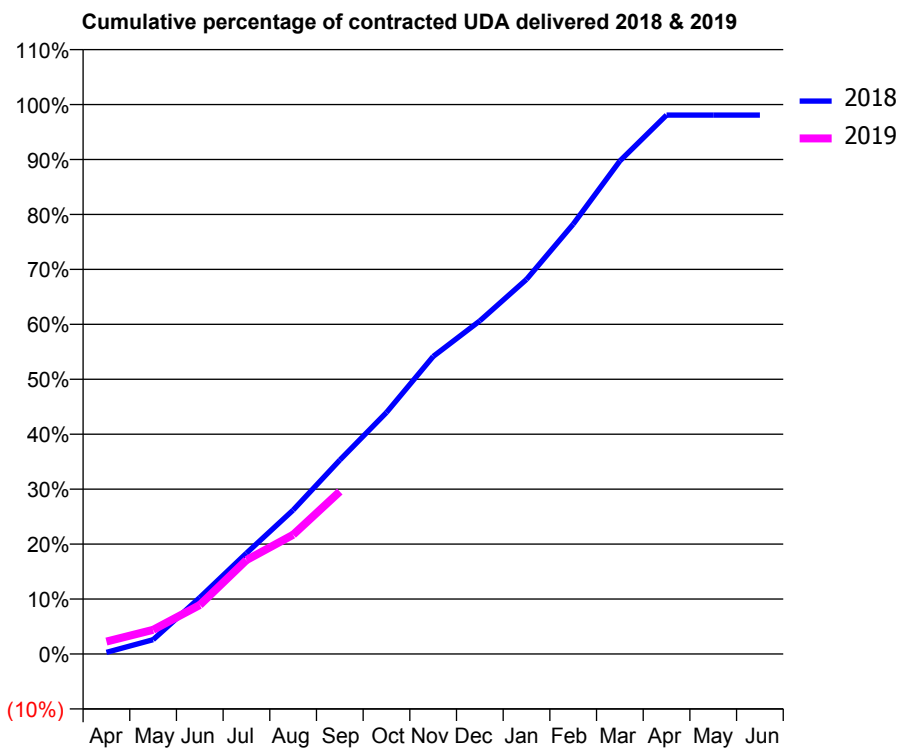
18/19 Contracted general activity (UDA)	5,331
Carry forward general activity (UDA)	0
18/19 Contracted orthodontic activity (UOA)	0
Carry forward orthodontic activity (UOA)	0
Baseline contract value	£125,007.35

ACCESS*

Patients seen in 24 months	Total	Change since previous quarter
Quarter ending September 2017	2,201	
Quarter ending December 2017	2,169	↓
Quarter ending March 2018	2,192	→
Quarter ending June 2018	2,146	↓
Quarter ending September 2018	2,110	↓
Variance since September 2017	(4.1%)	↓



ACTIVITY



Adjusted Scheduled Activity (UDA)		
Month	2018	2019
April	18	122
May	160	234
June	629	475
July	1,123	911
August	1,601	1,157
September	2,157	1,576
October	2,687	
November	3,310	
December	3,706	
January	4,167	
February	4,781	
March	5,485	
April	5,995	
May	5,995	
June	5,995	

QUALITY

	Quantity	Base Number	Contract	AT	Region	England
% of FP17s for the same patient ID Re-attending within 3 months - Children	17	1,003	1.7%	10.1%	12.2%	11.6%
% of FP17s for the same patient ID Re-attending within 3 months - Adults	26	517	5.0%	13.7%	15.8%	15.5%
% of FP17s for the same patient ID Re-attending between 3 & 9 months - Children	882	1,003	87.9%	61.7%	60.3%	58.8%
% of FP17s for the same patient ID Re-attending between 3 & 9 months - Adults	411	517	79.5%	55.5%	53.5%	51.1%
% of FP17s for Band 1 Urgent Courses	23	1,228	1.9%	8.2%	9.1%	9.0%
% of FP17s Relating to Free Repair or Replacements	1	1,228	0.1%	0.8%	1.0%	0.8%
% of FP17s Relating to Continuations	0	1,228	0.0%	1.0%	1.0%	0.9%
% of Patients satisfied with the dentistry they have received	2	2	N/A	92.3%	93.6%	93.3%
% of Patients satisfied with the time they had to wait for an appointment	2	2	N/A	88.3%	89.8%	88.9%

* This is based on patients treated on this contract for their most recent course of treatment. Figures in italics indicate the base number of FP17s or Patient Questionnaire responses are less than 100. N/A is shown where the base number of responses is less than 10 during the period. % is calculated as Quantity/Base number*100

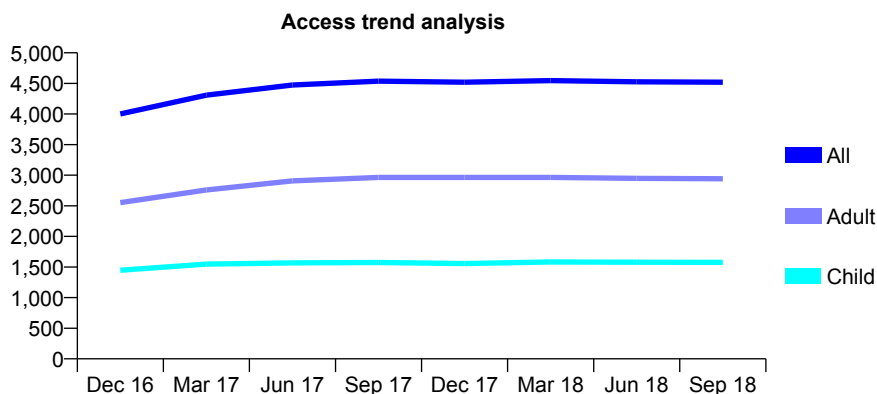
Q52 - Vital Signs At a Glance Contract Report for 773867/0002 - September 2018

Name or company name	MR PK TSAKPO
Contract type name	GDS Contract
Purpose of contract	General
Contract start date	19/08/2015
Contract end date	

18/19 Contracted general activity (UDA)	15,240
Carry forward general activity (UDA)	0
18/19 Contracted orthodontic activity (UOA)	0
Carry forward orthodontic activity (UOA)	0
Baseline contract value	£397,579.93

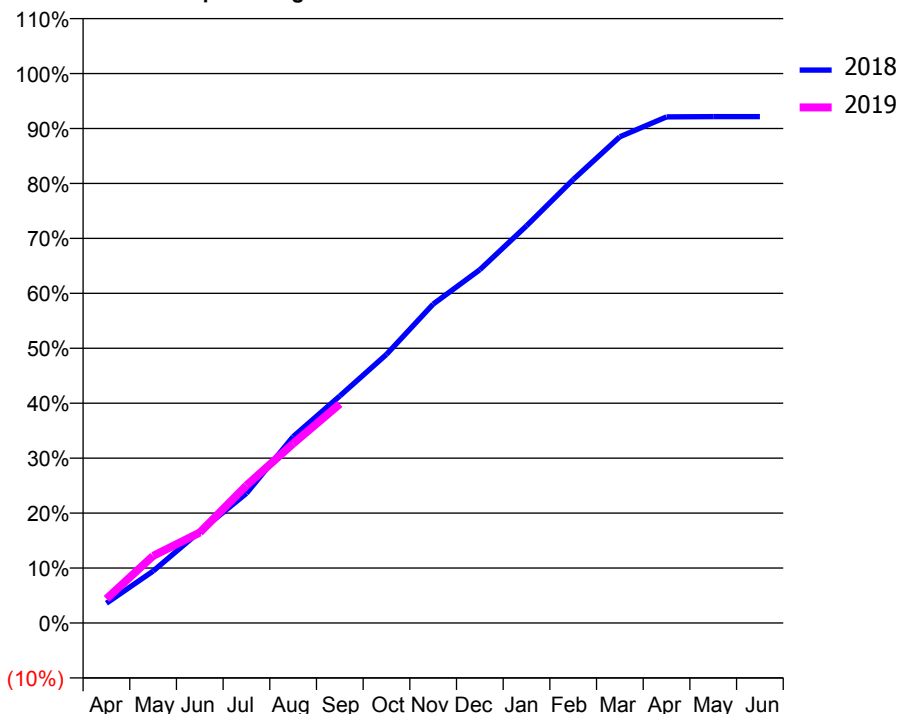
ACCESS*

Patients seen in 24 months	Total	Change since previous quarter
Quarter ending September 2017	4,538	
Quarter ending December 2017	4,519	→
Quarter ending March 2018	4,545	→
Quarter ending June 2018	4,527	→
Quarter ending September 2018	4,519	→
Variance since September 2017	(0.4%)	→



ACTIVITY

Cumulative percentage of contracted UDA delivered 2018 & 2019



Month	Adjusted Scheduled Activity (UDA)	
	2018	2019
April	549	669
May	1,442	1,863
June	2,537	2,510
July	3,596	3,813
August	5,167	4,978
September	6,298	6,076
October	7,451	
November	8,843	
December	9,800	
January	11,015	
February	12,297	
March	13,486	
April	14,036	
May	14,044	
June	14,045	

QUALITY

	Quantity	Base Number	Contract	AT	Region	England
% of FP17s for the same patient ID Re-attending within 3 months - Children	125	1,377	9.1%	10.1%	12.2%	11.6%
% of FP17s for the same patient ID Re-attending within 3 months - Adults	390	2,176	17.9%	13.7%	15.8%	15.5%
% of FP17s for the same patient ID Re-attending between 3 & 9 months - Children	844	1,377	61.3%	61.7%	60.3%	58.8%
% of FP17s for the same patient ID Re-attending between 3 & 9 months - Adults	1,134	2,176	52.1%	55.5%	53.5%	51.1%
% of FP17s for Band 1 Urgent Courses	221	3,297	6.7%	8.2%	9.1%	9.0%
% of FP17s Relating to Free Repair or Replacements	25	3,297	0.8%	0.8%	1.0%	0.8%
% of FP17s Relating to Continuations	19	3,297	0.6%	1.0%	1.0%	0.9%
% of Patients satisfied with the dentistry they have received	10	11	90.9%	92.3%	93.6%	93.3%
% of Patients satisfied with the time they had to wait for an appointment	9	11	81.8%	88.3%	89.8%	88.9%

* This is based on patients treated on this contract for their most recent course of treatment. Figures in italics indicate the base number of FP17s or Patient Questionnaire responses are less than 100. N/A is shown where the base number of responses is less than 10 during the period. % is calculated as Quantity/Base number*100

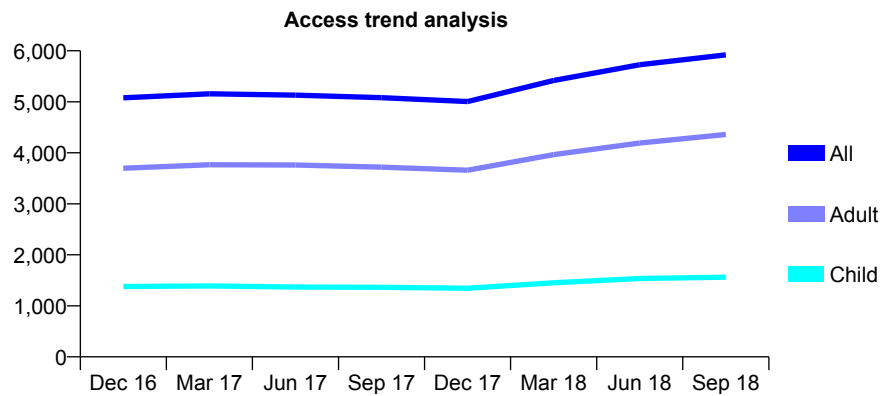
Q52 - Vital Signs At a Glance Contract Report for 776033/0001 - September 2018

Name or company name	Mr EA Fowode
Contract type name	GDS Contract
Purpose of contract	General
Contract start date	01/11/2006
Contract end date	

18/19 Contracted general activity (UDA)	18,800
Carry forward general activity (UDA)	0
18/19 Contracted orthodontic activity (UOA)	0
Carry forward orthodontic activity (UOA)	0
Baseline contract value	£445,041.34

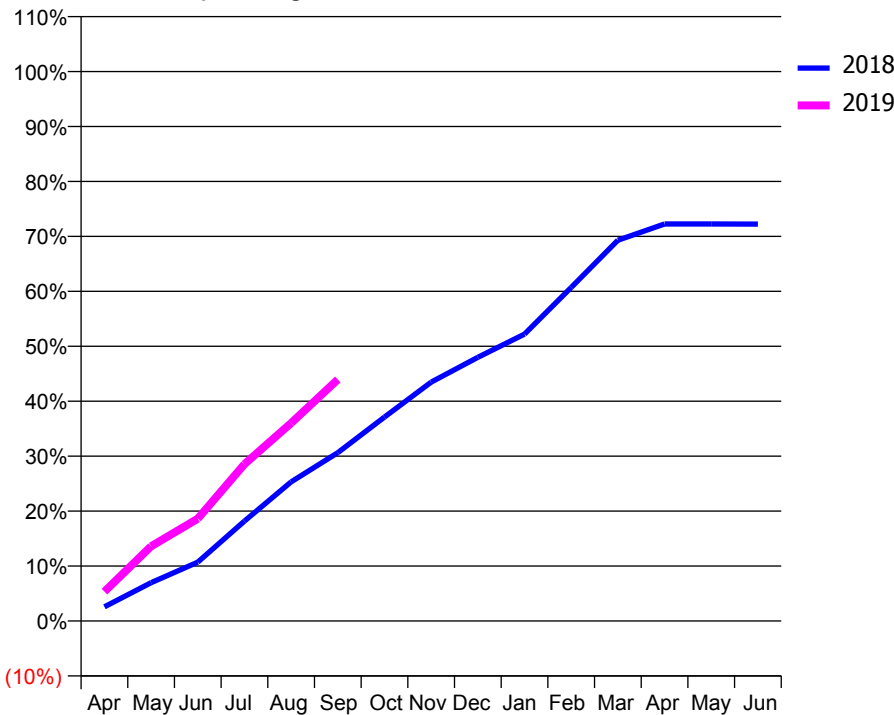
ACCESS*

Patients seen in 24 months	Total	Change since previous quarter
Quarter ending September 2017	5,082	
Quarter ending December 2017	5,004	↓
Quarter ending March 2018	5,417	↑
Quarter ending June 2018	5,727	↑
Quarter ending September 2018	5,920	↑
Variance since September 2017	16.5%	↑



ACTIVITY

Cumulative percentage of contracted UDA delivered 2018 & 2019



Month	Adjusted Scheduled Activity (UDA)	
	2018	2019
April	485	1,006
May	1,311	2,559
June	2,015	3,503
July	3,418	5,365
August	4,760	6,771
September	5,760	8,266
October	6,978	
November	8,173	
December	9,020	
January	9,816	
February	11,413	
March	13,029	
April	13,583	
May	13,583	
June	13,580	

QUALITY

	Quantity	Base Number	Contract	AT	Region	England
% of FP17s for the same patient ID Re-attending within 3 months - Children	138	1,323	10.4%	10.1%	12.2%	11.6%
% of FP17s for the same patient ID Re-attending within 3 months - Adults	316	3,358	9.4%	13.7%	15.8%	15.5%
% of FP17s for the same patient ID Re-attending between 3 & 9 months - Children	786	1,323	59.4%	61.7%	60.3%	58.8%
% of FP17s for the same patient ID Re-attending between 3 & 9 months - Adults	1,902	3,358	56.6%	55.5%	53.5%	51.1%
% of FP17s for Band 1 Urgent Courses	204	4,361	4.7%	8.2%	9.1%	9.0%
% of FP17s Relating to Free Repair or Replacements	33	4,361	0.8%	0.8%	1.0%	0.8%
% of FP17s Relating to Continuations	13	4,361	0.3%	1.0%	1.0%	0.9%
% of Patients satisfied with the dentistry they have received	1	1	N/A	92.3%	93.6%	93.3%
% of Patients satisfied with the time they had to wait for an appointment	1	1	N/A	88.3%	89.8%	88.9%

* This is based on patients treated on this contract for their most recent course of treatment. Figures in italics indicate the base number of FP17s or Patient Questionnaire responses are less than 100. N/A is shown where the base number of responses is less than 10 during the period. % is calculated as Quantity/Base number*100

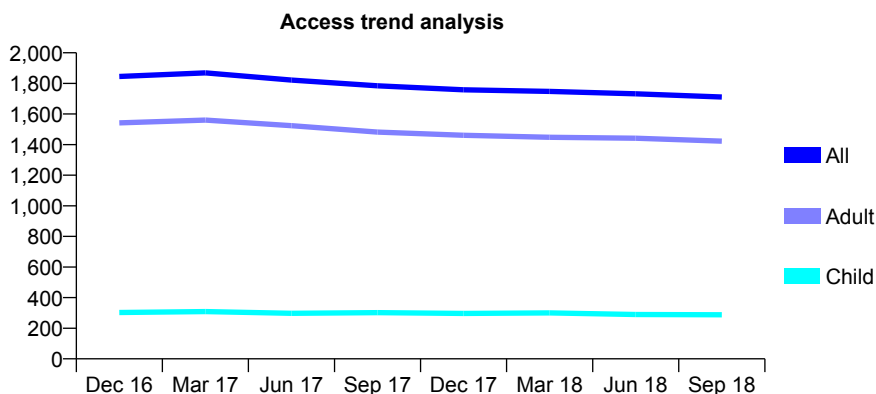
Q52 - Vital Signs At a Glance Contract Report for 776076/0001 - September 2018

Name or company name	Bingley Dental Practice
Contract type name	GDS Contract
Purpose of contract	General
Contract start date	19/05/2011
Contract end date	

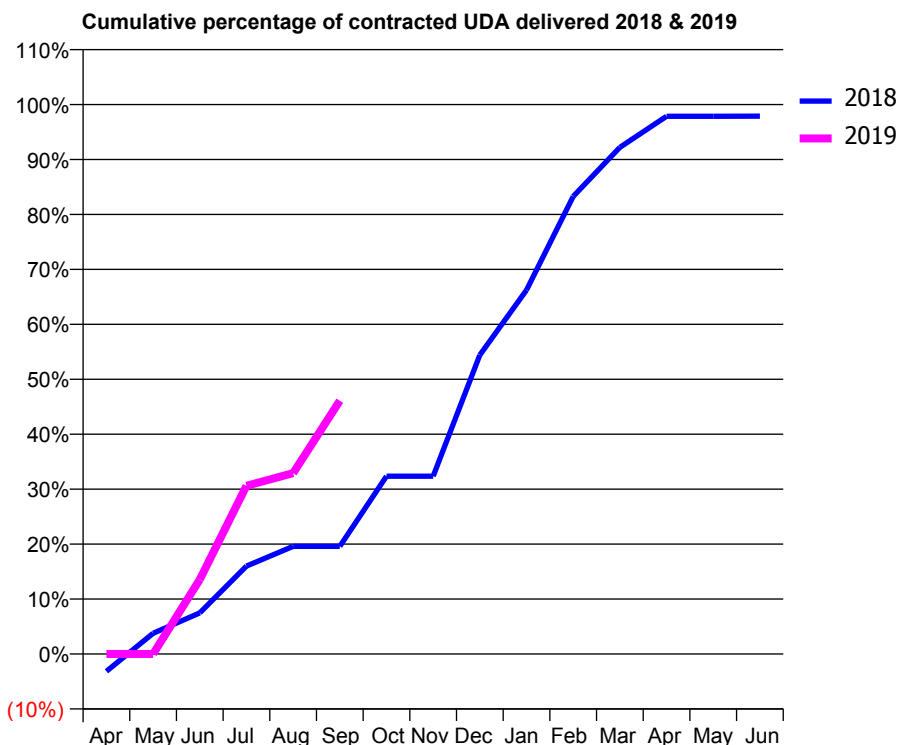
18/19 Contracted general activity (UDA)	5,981
Carry forward general activity (UDA)	0
18/19 Contracted orthodontic activity (UOA)	0
Carry forward orthodontic activity (UOA)	0
Baseline contract value	£165,495.11

ACCESS*

Patients seen in 24 months	Total	Change since previous quarter
Quarter ending September 2017	1,784	
Quarter ending December 2017	1,758	↓
Quarter ending March 2018	1,748	→
Quarter ending June 2018	1,732	→
Quarter ending September 2018	1,711	↓
Variance since September 2017	(4.1%)	↓



ACTIVITY



Month	Adjusted Scheduled Activity (UDA)	
	2018	2019
April	-190	0
May	226	0
June	448	810
July	957	1,830
August	1,172	1,968
September	1,172	2,758
October	1,935	
November	1,935	
December	3,254	
January	3,962	
February	4,980	
March	5,514	
April	5,853	
May	5,853	
June	5,854	

QUALITY

	Quantity	Base Number	Contract	AT	Region	England
% of FP17s for the same patient ID Re-attending within 3 months - Children	28	278	10.1%	10.1%	12.2%	11.6%
% of FP17s for the same patient ID Re-attending within 3 months - Adults	132	1,203	11.0%	13.7%	15.8%	15.5%
% of FP17s for the same patient ID Re-attending between 3 & 9 months - Children	198	278	71.2%	61.7%	60.3%	58.8%
% of FP17s for the same patient ID Re-attending between 3 & 9 months - Adults	927	1,203	77.1%	55.5%	53.5%	51.1%
% of FP17s for Band 1 Urgent Courses	59	1,335	4.4%	8.2%	9.1%	9.0%
% of FP17s Relating to Free Repair or Replacements	14	1,335	1.0%	0.8%	1.0%	0.8%
% of FP17s Relating to Continuations	7	1,335	0.5%	1.0%	1.0%	0.9%
% of Patients satisfied with the dentistry they have received	2	2	N/A	92.3%	93.6%	93.3%
% of Patients satisfied with the time they had to wait for an appointment	2	2	N/A	88.3%	89.8%	88.9%

* This is based on patients treated on this contract for their most recent course of treatment. Figures in italics indicate the base number of FP17s or Patient Questionnaire responses are less than 100. N/A is shown where the base number of responses is less than 10 during the period. % is calculated as Quantity/Base number*100

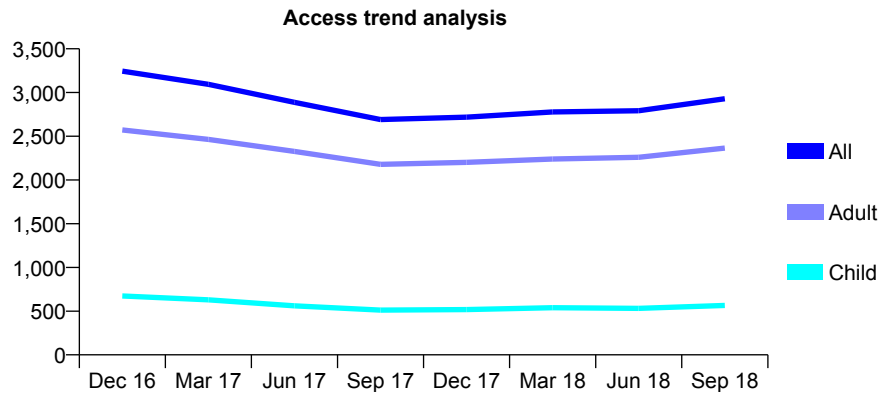
Q52 - Vital Signs At a Glance Contract Report for 776777/0001 - September 2018

Name or company name	MR HR LETUKA
Contract type name	PDS Contract
Purpose of contract	General
Contract start date	16/02/2008
Contract end date	15/02/2023

18/19 Contracted general activity (UDA)	9,700
Carry forward general activity (UDA)	0
18/19 Contracted orthodontic activity (UOA)	0
Carry forward orthodontic activity (UOA)	0
Baseline contract value	£303,925.12

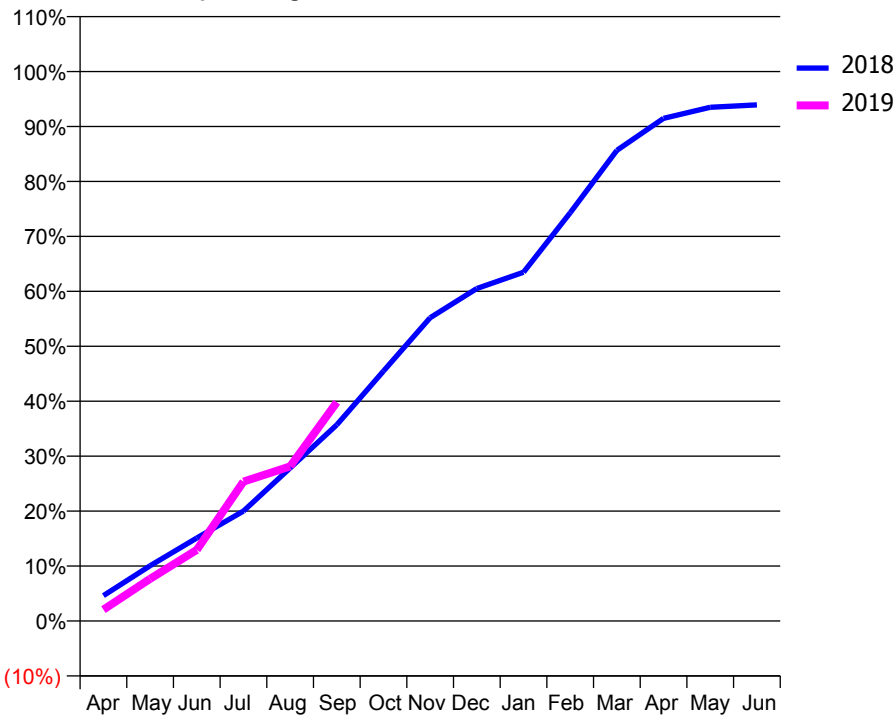
ACCESS*

Patients seen in 24 months	Total	Change since previous quarter
Quarter ending September 2017	2,691	
Quarter ending December 2017	2,719	→
Quarter ending March 2018	2,778	↑
Quarter ending June 2018	2,791	→
Quarter ending September 2018	2,929	↑
Variance since September 2017	8.8%	↑



ACTIVITY

Cumulative percentage of contracted UDA delivered 2018 & 2019



Month	Adjusted Scheduled Activity (UDA)	
	2018	2019
April	448	202
May	976	745
June	1,466	1,256
July	1,941	2,460
August	2,701	2,730
September	3,464	3,862
October	4,412	
November	5,353	
December	5,869	
January	6,157	
February	7,206	
March	8,308	
April	8,872	
May	9,068	
June	9,111	

QUALITY

	Quantity	Base Number	Contract	AT	Region	England
% of FP17s for the same patient ID Re-attending within 3 months - Children	40	447	8.9%	10.1%	12.2%	11.6%
% of FP17s for the same patient ID Re-attending within 3 months - Adults	235	1,673	14.0%	13.7%	15.8%	15.5%
% of FP17s for the same patient ID Re-attending between 3 & 9 months - Children	248	447	55.5%	61.7%	60.3%	58.8%
% of FP17s for the same patient ID Re-attending between 3 & 9 months - Adults	846	1,673	50.6%	55.5%	53.5%	51.1%
% of FP17s for Band 1 Urgent Courses	139	1,829	7.6%	8.2%	9.1%	9.0%
% of FP17s Relating to Free Repair or Replacements	0	1,829	0.0%	0.8%	1.0%	0.8%
% of FP17s Relating to Continuations	47	1,829	2.6%	1.0%	1.0%	0.9%
% of Patients satisfied with the dentistry they have received	1	1	N/A	92.3%	93.6%	93.3%
% of Patients satisfied with the time they had to wait for an appointment	1	1	N/A	88.3%	89.8%	88.9%

* This is based on patients treated on this contract for their most recent course of treatment. Figures in italics indicate the base number of FP17s or Patient Questionnaire responses are less than 100. N/A is shown where the base number of responses is less than 10 during the period. % is calculated as Quantity/Base number*100

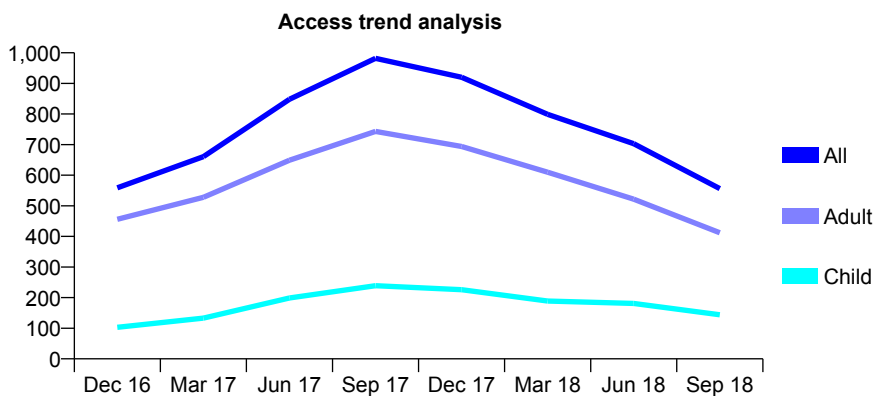
Q52 - Vital Signs At a Glance Contract Report for 776777/0002 - September 2018

Name or company name	MR HR LETUKA
Contract type name	PDS Contract
Purpose of contract	General
Contract start date	24/06/2008
Contract end date	23/06/2023

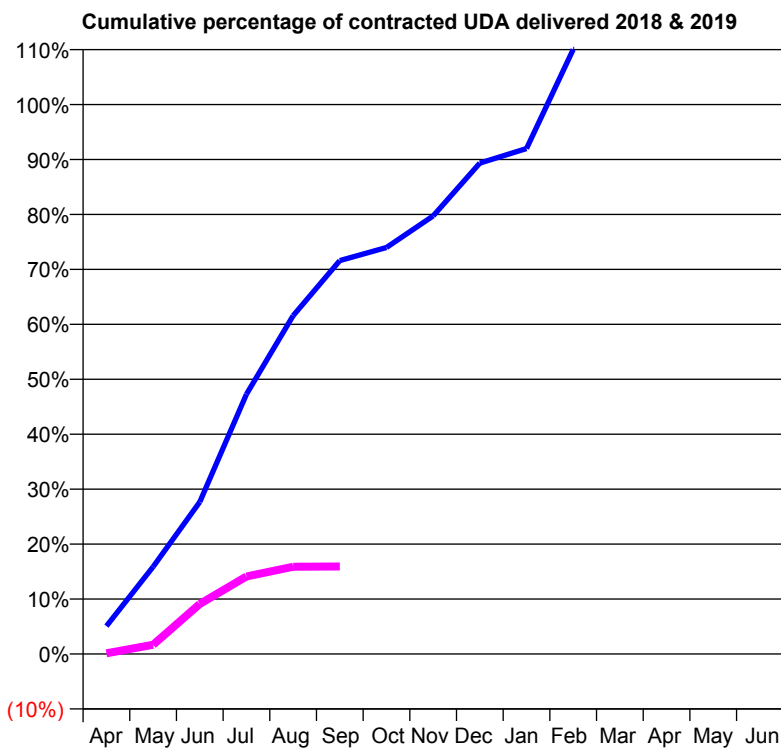
18/19 Contracted general activity (UDA)	2,300
Carry forward general activity (UDA)	0
18/19 Contracted orthodontic activity (UOA)	0
Carry forward orthodontic activity (UOA)	0
Baseline contract value	£66,850.17

ACCESS*

Patients seen in 24 months	Total	Change since previous quarter
Quarter ending September 2017	982	
Quarter ending December 2017	920	↓
Quarter ending March 2018	799	↓
Quarter ending June 2018	703	↓
Quarter ending September 2018	556	↓
Variance since September 2017	(43.4%)	↓



ACTIVITY



Month	Adjusted Scheduled Activity (UDA)	
	2018	2019
April	117	3
May	365	39
June	637	210
July	1,087	325
August	1,416	365
September	1,647	366
October	1,702	
November	1,834	
December	2,055	
January	2,116	
February	2,530	
March	2,565	
April	2,565	
May	2,577	
June	2,577	

QUALITY

	Quantity	Base Number	Contract	AT	Region	England
% of FP17s for the same patient ID Re-attending within 3 months - Children	0	62	0.0%	10.1%	12.2%	11.6%
% of FP17s for the same patient ID Re-attending within 3 months - Adults	7	148	4.7%	13.7%	15.8%	15.5%
% of FP17s for the same patient ID Re-attending between 3 & 9 months - Children	24	62	38.7%	61.7%	60.3%	58.8%
% of FP17s for the same patient ID Re-attending between 3 & 9 months - Adults	50	148	33.8%	55.5%	53.5%	51.1%
% of FP17s for Band 1 Urgent Courses	26	209	12.4%	8.2%	9.1%	9.0%
% of FP17s Relating to Free Repair or Replacements	0	209	0.0%	0.8%	1.0%	0.8%
% of FP17s Relating to Continuations	0	209	0.0%	1.0%	1.0%	0.9%
% of Patients satisfied with the dentistry they have received	0	0	N/A	92.3%	93.6%	93.3%
% of Patients satisfied with the time they had to wait for an appointment	0	0	N/A	88.3%	89.8%	88.9%

* This is based on patients treated on this contract for their most recent course of treatment. Figures in italics indicate the base number of FP17s or Patient Questionnaire responses are less than 100. N/A is shown where the base number of responses is less than 10 during the period. % is calculated as Quantity/Base number*100

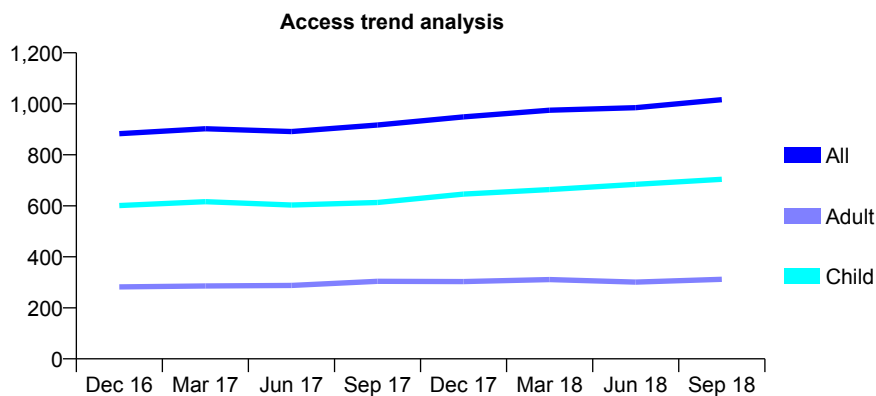
Q52 - Vital Signs At a Glance Contract Report for 782815/0001 - September 2018

Name or company name	MR OJ WAINWRIGHT
Contract type name	GDS Contract
Purpose of contract	General
Contract start date	01/02/2015
Contract end date	

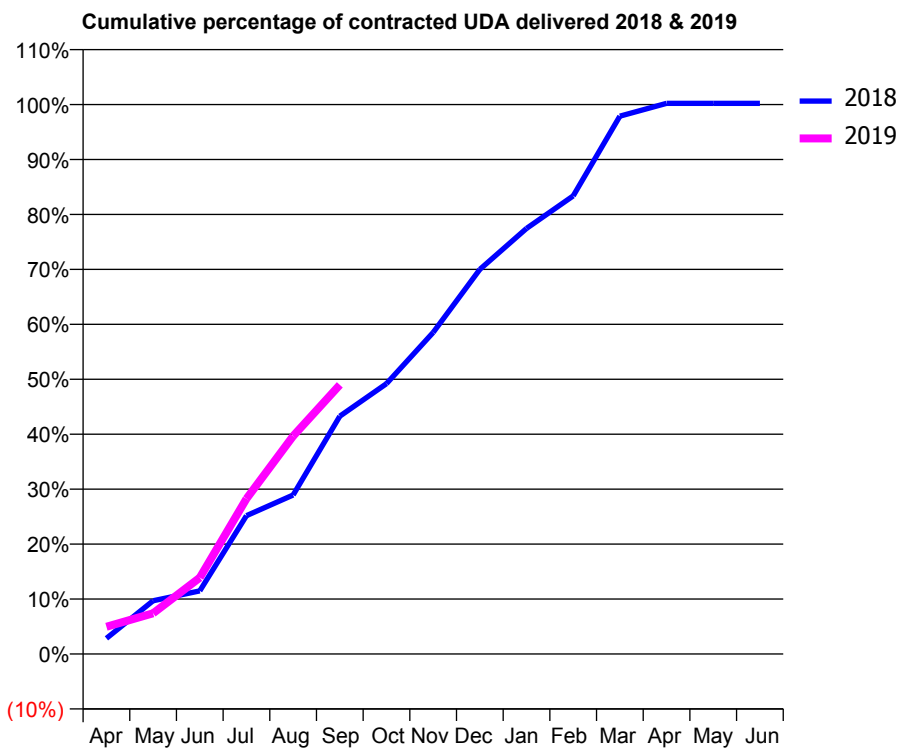
18/19 Contracted general activity (UDA)	2,182
Carry forward general activity (UDA)	0
18/19 Contracted orthodontic activity (UOA)	0
Carry forward orthodontic activity (UOA)	0
Baseline contract value	£47,326.14

ACCESS*

Patients seen in 24 months	Total	Change since previous quarter
Quarter ending September 2017	917	
Quarter ending December 2017	949	↑
Quarter ending March 2018	975	↑
Quarter ending June 2018	985	→
Quarter ending September 2018	1,016	↑
Variance since September 2017	10.8%	↑



ACTIVITY



Month	Adjusted Scheduled Activity (UDA)	
	2018	2019
April	62	108
May	211	162
June	251	303
July	549	617
August	632	866
September	944	1,069
October	1,074	
November	1,277	
December	1,527	
January	1,690	
February	1,819	
March	2,136	
April	2,187	
May	2,187	
June	2,187	

QUALITY

	Quantity	Base Number	Contract	AT	Region	England
% of FP17s for the same patient ID Re-attending within 3 months - Children	58	626	9.3%	10.1%	12.2%	11.6%
% of FP17s for the same patient ID Re-attending within 3 months - Adults	22	171	12.9%	13.7%	15.8%	15.5%
% of FP17s for the same patient ID Re-attending between 3 & 9 months - Children	404	626	64.5%	61.7%	60.3%	58.8%
% of FP17s for the same patient ID Re-attending between 3 & 9 months - Adults	110	171	64.3%	55.5%	53.5%	51.1%
% of FP17s for Band 1 Urgent Courses	13	756	1.7%	8.2%	9.1%	9.0%
% of FP17s Relating to Free Repair or Replacements	6	756	0.8%	0.8%	1.0%	0.8%
% of FP17s Relating to Continuations	0	756	0.0%	1.0%	1.0%	0.9%
% of Patients satisfied with the dentistry they have received	0	0	N/A	92.3%	93.6%	93.3%
% of Patients satisfied with the time they had to wait for an appointment	0	0	N/A	88.3%	89.8%	88.9%

* This is based on patients treated on this contract for their most recent course of treatment. Figures in italics indicate the base number of FP17s or Patient Questionnaire responses are less than 100. N/A is shown where the base number of responses is less than 10 during the period. % is calculated as Quantity/Base number*100

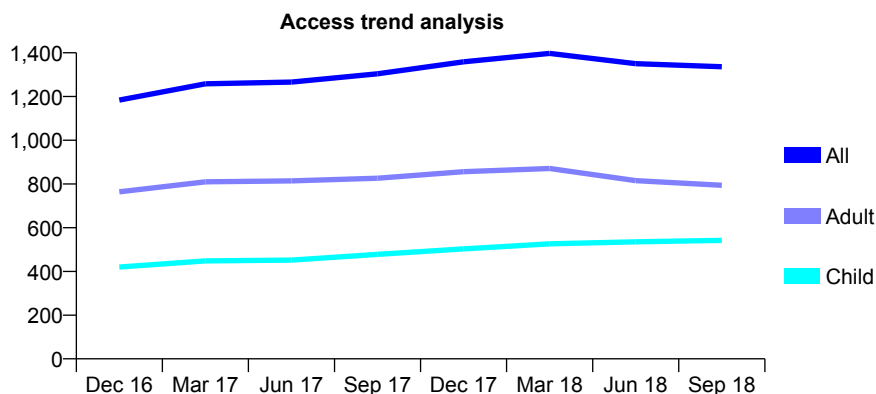
Q52 - Vital Signs At a Glance Contract Report for 793396/0001 - September 2018

Name or company name	MR JP SIWEK
Contract type name	GDS Contract
Purpose of contract	General
Contract start date	01/04/2006
Contract end date	

18/19 Contracted general activity (UDA)	3,533
Carry forward general activity (UDA)	0
18/19 Contracted orthodontic activity (UOA)	0
Carry forward orthodontic activity (UOA)	0
Baseline contract value	£94,846.29

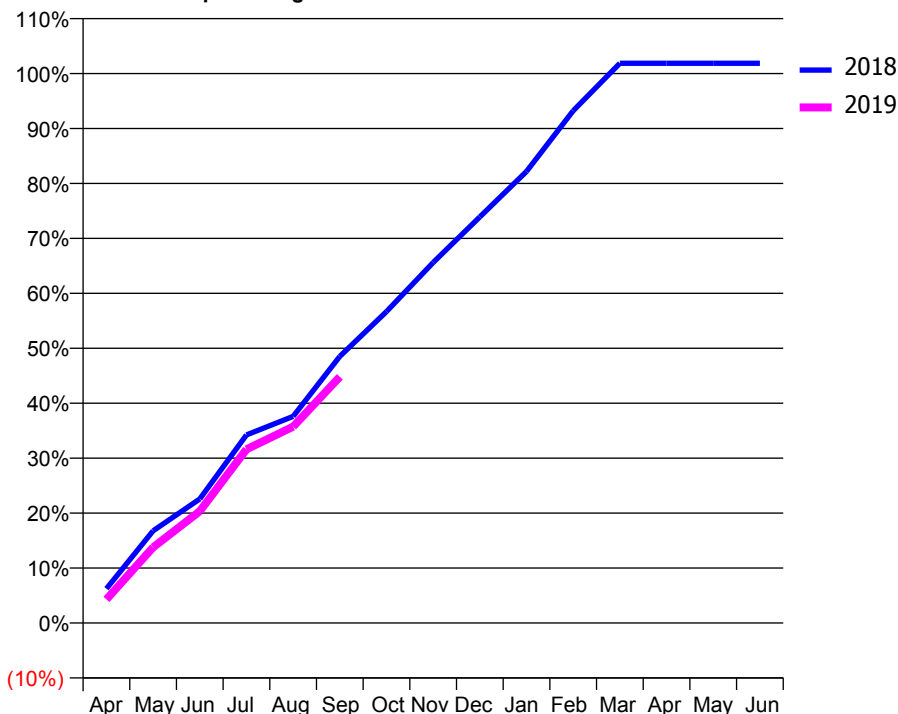
ACCESS*

Patients seen in 24 months	Total	Change since previous quarter
Quarter ending September 2017	1,304	
Quarter ending December 2017	1,359	↑
Quarter ending March 2018	1,397	↑
Quarter ending June 2018	1,350	↓
Quarter ending September 2018	1,336	↓
Variance since September 2017	2.5%	↑



ACTIVITY

Cumulative percentage of contracted UDA delivered 2018 & 2019



Adjusted Scheduled Activity (UDA)

Month	2018	2019
April	221	152
May	593	486
June	798	719
July	1,209	1,117
August	1,329	1,262
September	1,714	1,583
October	2,003	
November	2,318	
December	2,611	
January	2,903	
February	3,293	
March	3,598	
April	3,598	
May	3,598	
June	3,598	

QUALITY

	Quantity	Base Number	Contract	AT	Region	England
% of FP17s for the same patient ID Re-attending within 3 months - Children	38	329	11.6%	10.1%	12.2%	11.6%
% of FP17s for the same patient ID Re-attending within 3 months - Adults	79	465	17.0%	13.7%	15.8%	15.5%
% of FP17s for the same patient ID Re-attending between 3 & 9 months - Children	170	329	51.7%	61.7%	60.3%	58.8%
% of FP17s for the same patient ID Re-attending between 3 & 9 months - Adults	259	465	55.7%	55.5%	53.5%	51.1%
% of FP17s for Band 1 Urgent Courses	16	794	2.0%	8.2%	9.1%	9.0%
% of FP17s Relating to Free Repair or Replacements	4	794	0.5%	0.8%	1.0%	0.8%
% of FP17s Relating to Continuations	3	794	0.4%	1.0%	1.0%	0.9%
% of Patients satisfied with the dentistry they have received	1	1	N/A	92.3%	93.6%	93.3%
% of Patients satisfied with the time they had to wait for an appointment	1	1	N/A	88.3%	89.8%	88.9%

* This is based on patients treated on this contract for their most recent course of treatment. Figures in italics indicate the base number of FP17s or Patient Questionnaire responses are less than 100. N/A is shown where the base number of responses is less than 10 during the period. % is calculated as Quantity/Base number*100

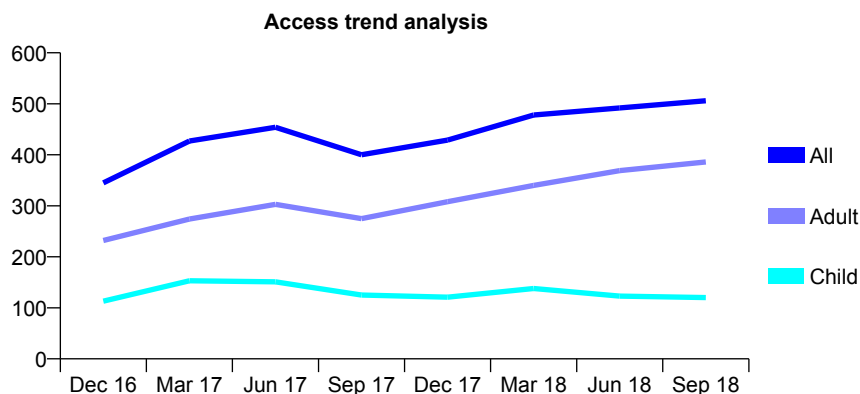
Q52 - Vital Signs At a Glance Contract Report for 800627/0002 - September 2018

Name or company name	Kaushal & Kaushal
Contract type name	GDS Contract
Purpose of contract	General
Contract start date	01/04/2006
Contract end date	

18/19 Contracted general activity (UDA)	1,478
Carry forward general activity (UDA)	0
18/19 Contracted orthodontic activity (UOA)	0
Carry forward orthodontic activity (UOA)	0
Baseline contract value	£33,250.60

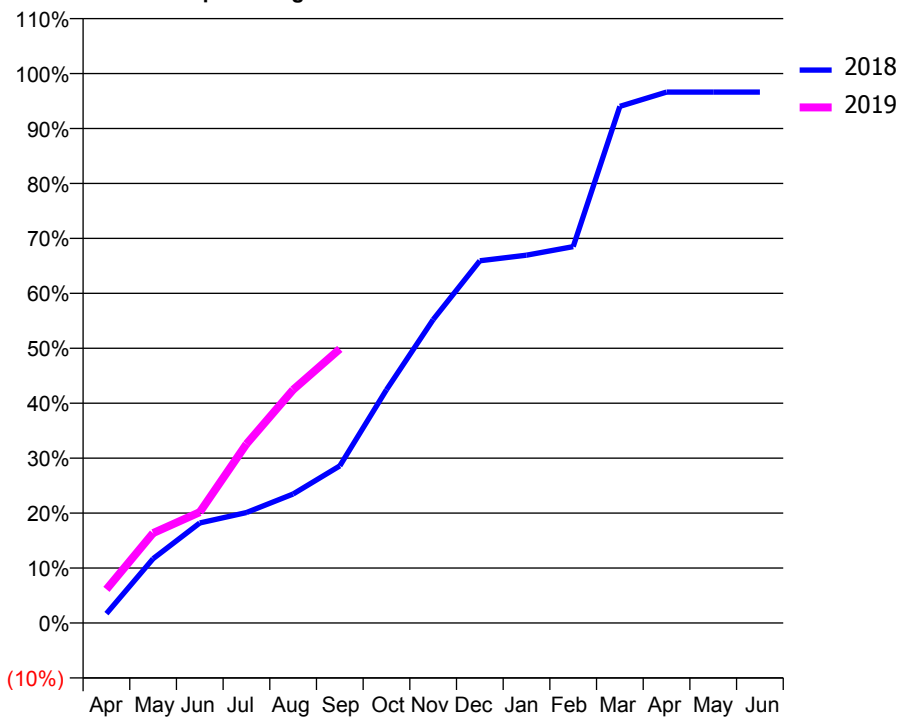
ACCESS*

Patients seen in 24 months	Total	Change since previous quarter
Quarter ending September 2017	400	
Quarter ending December 2017	429	↑
Quarter ending March 2018	478	↑
Quarter ending June 2018	492	↑
Quarter ending September 2018	506	↑
Variance since September 2017	26.5%	↑



ACTIVITY

Cumulative percentage of contracted UDA delivered 2018 & 2019



Adjusted Scheduled Activity (UDA)

Month	2018	2019
April	25	91
May	173	242
June	269	298
July	297	481
August	347	627
September	423	737
October	627	
November	816	
December	974	
January	989	
February	1,012	
March	1,390	
April	1,428	
May	1,428	
June	1,428	

QUALITY

	Quantity	Base Number	Contract	AT	Region	England
% of FP17s for the same patient ID Re-attending within 3 months - Children	5	69	7.2%	10.1%	12.2%	11.6%
% of FP17s for the same patient ID Re-attending within 3 months - Adults	36	299	12.0%	13.7%	15.8%	15.5%
% of FP17s for the same patient ID Re-attending between 3 & 9 months - Children	12	69	17.4%	61.7%	60.3%	58.8%
% of FP17s for the same patient ID Re-attending between 3 & 9 months - Adults	78	299	26.1%	55.5%	53.5%	51.1%
% of FP17s for Band 1 Urgent Courses	31	350	8.9%	8.2%	9.1%	9.0%
% of FP17s Relating to Free Repair or Replacements	6	350	1.7%	0.8%	1.0%	0.8%
% of FP17s Relating to Continuations	14	350	4.0%	1.0%	1.0%	0.9%
% of Patients satisfied with the dentistry they have received	0	0	N/A	92.3%	93.6%	93.3%
% of Patients satisfied with the time they had to wait for an appointment	0	0	N/A	88.3%	89.8%	88.9%

* This is based on patients treated on this contract for their most recent course of treatment. Figures in italics indicate the base number of FP17s or Patient Questionnaire responses are less than 100. N/A is shown where the base number of responses is less than 10 during the period. % is calculated as Quantity/Base number*100

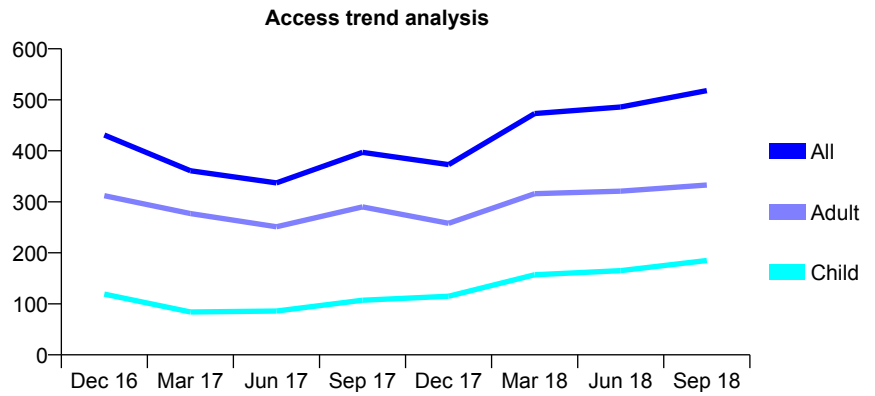
Q52 - Vital Signs At a Glance Contract Report for 800627/0003 - September 2018

Name or company name	Kaushal & Kaushal
Contract type name	GDS Contract
Purpose of contract	General
Contract start date	15/06/2010
Contract end date	

18/19 Contracted general activity (UDA)	1,369
Carry forward general activity (UDA)	0
18/19 Contracted orthodontic activity (UOA)	0
Carry forward orthodontic activity (UOA)	0
Baseline contract value	£31,358.96

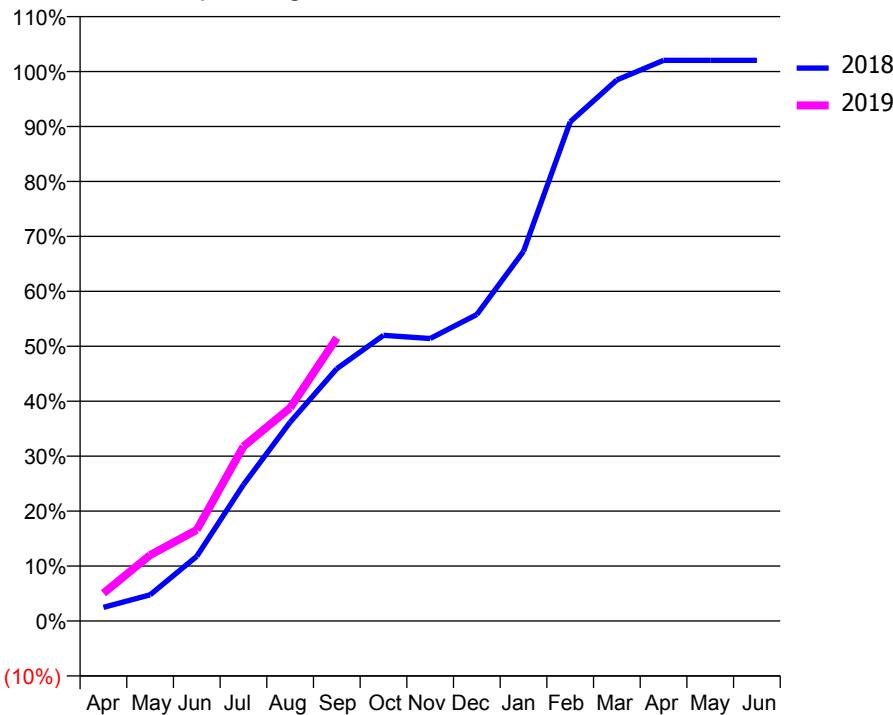
ACCESS*

Patients seen in 24 months	Total	Change since previous quarter
Quarter ending September 2017	397	
Quarter ending December 2017	373	↓
Quarter ending March 2018	473	↑
Quarter ending June 2018	486	↑
Quarter ending September 2018	518	↑
Variance since September 2017	30.5%	↑



ACTIVITY

Cumulative percentage of contracted UDA delivered 2018 & 2019



Month	Adjusted Scheduled Activity (UDA)	
	2018	2019
April	34	69
May	65	164
June	161	227
July	340	435
August	495	531
September	629	706
October	712	
November	704	
December	764	
January	921	
February	1,244	
March	1,348	
April	1,397	
May	1,397	
June	1,397	

QUALITY

	Quantity	Base Number	Contract	AT	Region	England
% of FP17s for the same patient ID Re-attending within 3 months - Children	6	123	4.9%	10.1%	12.2%	11.6%
% of FP17s for the same patient ID Re-attending within 3 months - Adults	11	210	5.2%	13.7%	15.8%	15.5%
% of FP17s for the same patient ID Re-attending between 3 & 9 months - Children	36	123	29.3%	61.7%	60.3%	58.8%
% of FP17s for the same patient ID Re-attending between 3 & 9 months - Adults	44	210	21.0%	55.5%	53.5%	51.1%
% of FP17s for Band 1 Urgent Courses	18	317	5.7%	8.2%	9.1%	9.0%
% of FP17s Relating to Free Repair or Replacements	3	317	0.9%	0.8%	1.0%	0.8%
% of FP17s Relating to Continuations	2	317	0.6%	1.0%	1.0%	0.9%
% of Patients satisfied with the dentistry they have received	1	1	N/A	92.3%	93.6%	93.3%
% of Patients satisfied with the time they had to wait for an appointment	1	1	N/A	88.3%	89.8%	88.9%

* This is based on patients treated on this contract for their most recent course of treatment. Figures in italics indicate the base number of FP17s or Patient Questionnaire responses are less than 100. N/A is shown where the base number of responses is less than 10 during the period. % is calculated as Quantity/Base number*100

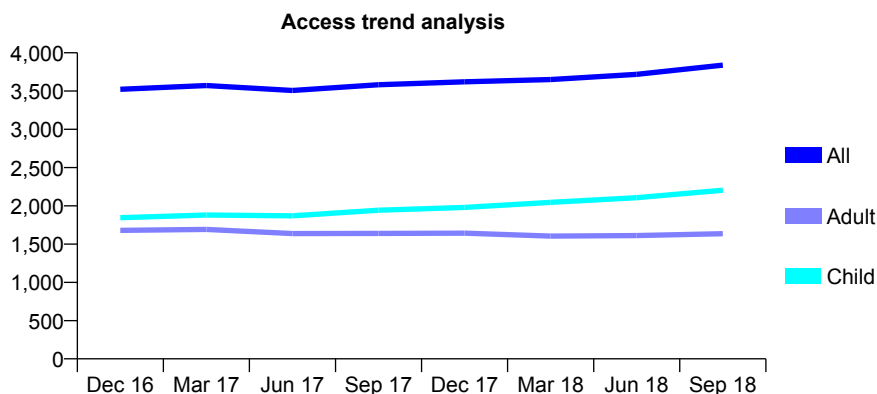
Q52 - Vital Signs At a Glance Contract Report for 811246/0001 - September 2018

Name or company name	MR CJ FINNERTY
Contract type name	PDS Contract
Purpose of contract	General
Contract start date	01/04/2006
Contract end date	31/03/2021

18/19 Contracted general activity (UDA)	11,197
Carry forward general activity (UDA)	0
18/19 Contracted orthodontic activity (UOA)	0
Carry forward orthodontic activity (UOA)	0
Baseline contract value	£331,407.41

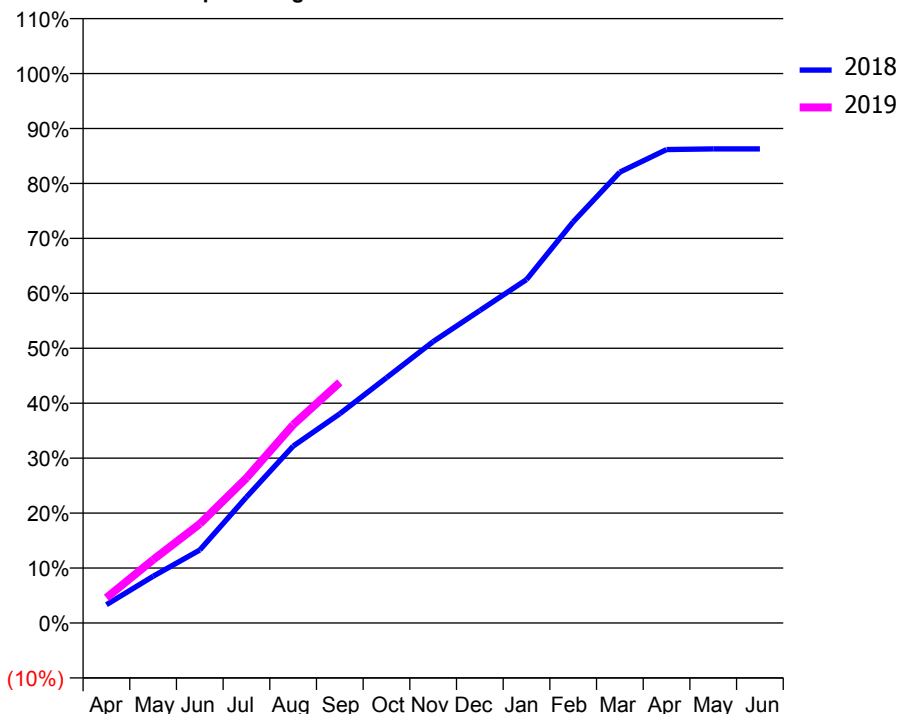
ACCESS*

Patients seen in 24 months	Total	Change since previous quarter
Quarter ending September 2017	3,582	
Quarter ending December 2017	3,621	→
Quarter ending March 2018	3,650	→
Quarter ending June 2018	3,719	→
Quarter ending September 2018	3,839	↑
Variance since September 2017	7.2%	↑



ACTIVITY

Cumulative percentage of contracted UDA delivered 2018 & 2019



Adjusted Scheduled Activity (UDA)

Month	2018	2019
April	373	515
May	953	1,289
June	1,489	2,019
July	2,566	2,954
August	3,603	4,038
September	4,264	4,903
October	4,999	
November	5,735	
December	6,368	
January	6,997	
February	8,174	
March	9,189	
April	9,648	
May	9,662	
June	9,661	

QUALITY

	Quantity	Base Number	Contract	AT	Region	England
% of FP17s for the same patient ID Re-attending within 3 months - Children	118	1,769	6.7%	10.1%	12.2%	11.6%
% of FP17s for the same patient ID Re-attending within 3 months - Adults	171	992	17.2%	13.7%	15.8%	15.5%
% of FP17s for the same patient ID Re-attending between 3 & 9 months - Children	1,107	1,769	62.6%	61.7%	60.3%	58.8%
% of FP17s for the same patient ID Re-attending between 3 & 9 months - Adults	520	992	52.4%	55.5%	53.5%	51.1%
% of FP17s for Band 1 Urgent Courses	176	2,566	6.9%	8.2%	9.1%	9.0%
% of FP17s Relating to Free Repair or Replacements	2	2,566	0.1%	0.8%	1.0%	0.8%
% of FP17s Relating to Continuations	0	2,566	0.0%	1.0%	1.0%	0.9%
% of Patients satisfied with the dentistry they have received	3	3	N/A	92.3%	93.6%	93.3%
% of Patients satisfied with the time they had to wait for an appointment	3	3	N/A	88.3%	89.8%	88.9%

* This is based on patients treated on this contract for their most recent course of treatment. Figures in italics indicate the base number of FP17s or Patient Questionnaire responses are less than 100. N/A is shown where the base number of responses is less than 10 during the period. % is calculated as Quantity/Base number*100

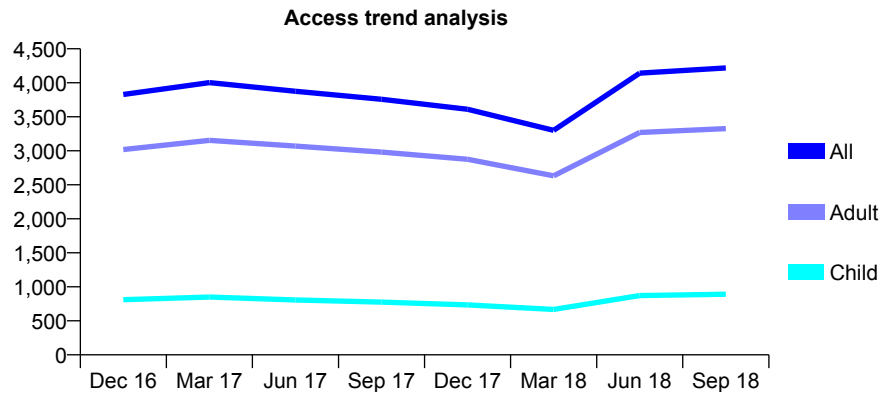
Q52 - Vital Signs At a Glance Contract Report for 811459/0001 - September 2018

Name or company name	MR MA SILVESTER
Contract type name	GDS Contract
Purpose of contract	General and Orthodontic
Contract start date	01/04/2006
Contract end date	

18/19 Contracted general activity (UDA)	9,000
Carry forward general activity (UDA)	0
18/19 Contracted orthodontic activity (UOA)	250
Carry forward orthodontic activity (UOA)	0
Baseline contract value	£292,075.07

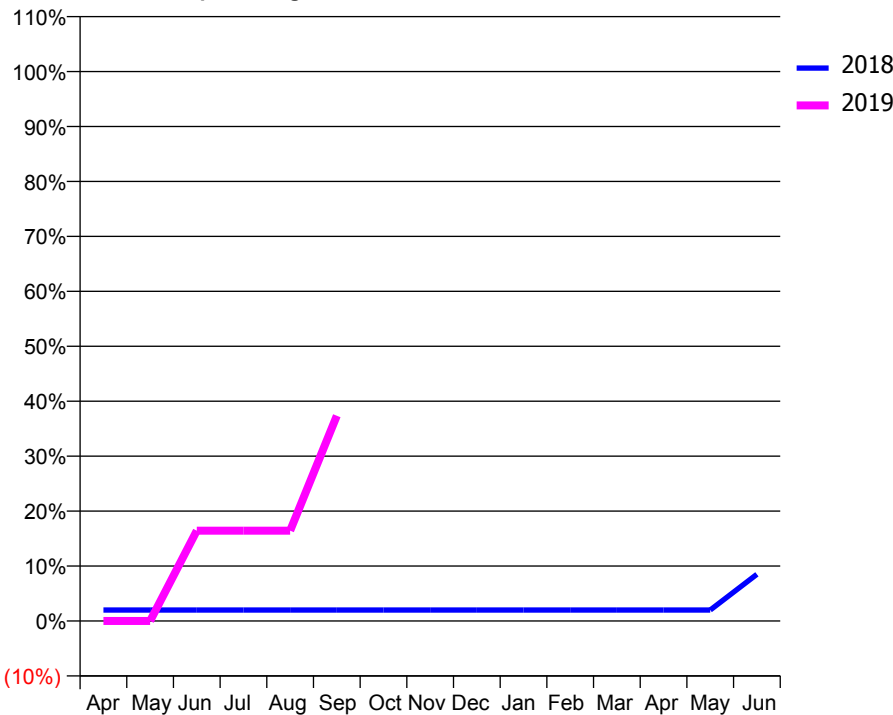
ACCESS*

Patients seen in 24 months	Total	Change since previous quarter
Quarter ending September 2017	3,757	
Quarter ending December 2017	3,610	↓
Quarter ending March 2018	3,300	↓
Quarter ending June 2018	4,142	↑
Quarter ending September 2018	4,218	→
Variance since September 2017	12.3%	↑



ACTIVITY

Cumulative percentage of contracted UDA delivered 2018 & 2019



Adjusted Scheduled Activity (UDA)		
Month	2018	2019
April	180	0
May	180	0
June	180	1,479
July	180	1,479
August	180	1,479
September	180	3,362
October	180	
November	180	
December	180	
January	180	
February	180	
March	180	
April	180	
May	180	
June	766	

QUALITY

	Quantity	Base Number	Contract	AT	Region	England
% of FP17s for the same patient ID Re-attending within 3 months - Children	67	1,405	4.8%	10.1%	12.2%	11.6%
% of FP17s for the same patient ID Re-attending within 3 months - Adults	471	5,425	8.7%	13.7%	15.8%	15.5%
% of FP17s for the same patient ID Re-attending between 3 & 9 months - Children	322	1,405	22.9%	61.7%	60.3%	58.8%
% of FP17s for the same patient ID Re-attending between 3 & 9 months - Adults	1,670	5,425	30.8%	55.5%	53.5%	51.1%
% of FP17s for Band 1 Urgent Courses	132	2,103	6.3%	8.2%	9.1%	9.0%
% of FP17s Relating to Free Repair or Replacements	25	2,103	1.2%	0.8%	1.0%	0.8%
% of FP17s Relating to Continuations	1	2,103	0.0%	1.0%	1.0%	0.9%
% of Patients satisfied with the dentistry they have received	0	0	N/A	92.3%	93.6%	93.3%
% of Patients satisfied with the time they had to wait for an appointment	0	0	N/A	88.3%	89.8%	88.9%

* This is based on patients treated on this contract for their most recent course of treatment. Figures in italics indicate the base number of FP17s or Patient Questionnaire responses are less than 100. N/A is shown where the base number of responses is less than 10 during the period. % is calculated as Quantity/Base number*100

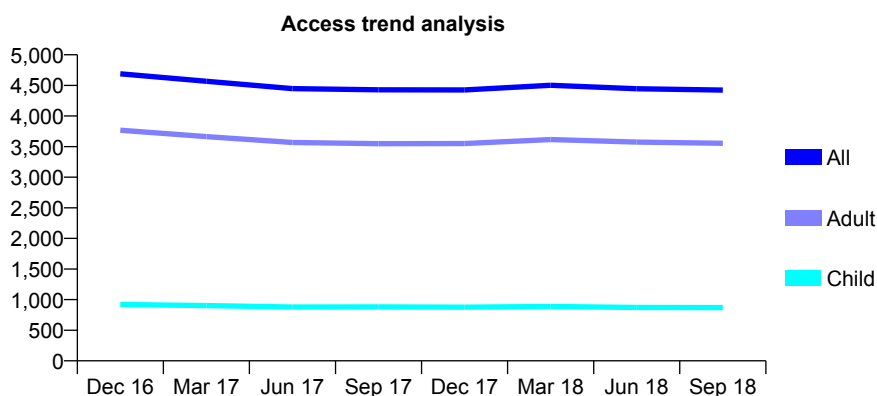
Q52 - Vital Signs At a Glance Contract Report for 812080/0001 - September 2018

Name or company name	MR PA BENNETT
Contract type name	GDS Contract
Purpose of contract	General
Contract start date	01/04/2006
Contract end date	

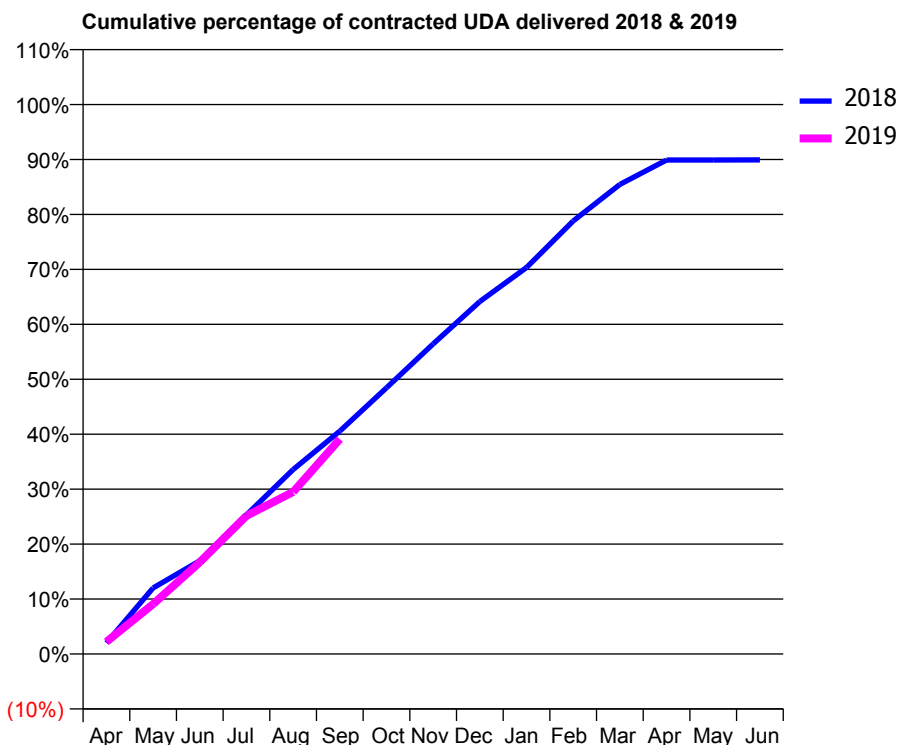
18/19 Contracted general activity (UDA)	17,017
Carry forward general activity (UDA)	0
18/19 Contracted orthodontic activity (UOA)	0
Carry forward orthodontic activity (UOA)	0
Baseline contract value	£347,474.69

ACCESS*

Patients seen in 24 months	Total	Change since previous quarter
Quarter ending September 2017	4,429	
Quarter ending December 2017	4,427	→
Quarter ending March 2018	4,503	→
Quarter ending June 2018	4,446	↓
Quarter ending September 2018	4,424	→
Variance since September 2017	(0.1%)	→



ACTIVITY



Month	Adjusted Scheduled Activity (UDA)	
	2018	2019
April	346	376
May	2,045	1,546
June	2,887	2,843
July	4,311	4,280
August	5,715	5,021
September	6,903	6,655
October	8,246	
November	9,605	
December	10,918	
January	11,970	
February	13,411	
March	14,544	
April	15,296	
May	15,298	
June	15,300	

QUALITY

	Quantity	Base Number	Contract	AT	Region	England
% of FP17s for the same patient ID Re-attending within 3 months - Children	60	750	8.0%	10.1%	12.2%	11.6%
% of FP17s for the same patient ID Re-attending within 3 months - Adults	306	2,906	10.5%	13.7%	15.8%	15.5%
% of FP17s for the same patient ID Re-attending between 3 & 9 months - Children	555	750	74.0%	61.7%	60.3%	58.8%
% of FP17s for the same patient ID Re-attending between 3 & 9 months - Adults	2,166	2,906	74.5%	55.5%	53.5%	51.1%
% of FP17s for Band 1 Urgent Courses	33	3,314	1.0%	8.2%	9.1%	9.0%
% of FP17s Relating to Free Repair or Replacements	26	3,314	0.8%	0.8%	1.0%	0.8%
% of FP17s Relating to Continuations	24	3,314	0.7%	1.0%	1.0%	0.9%
% of Patients satisfied with the dentistry they have received	4	4	N/A	92.3%	93.6%	93.3%
% of Patients satisfied with the time they had to wait for an appointment	4	4	N/A	88.3%	89.8%	88.9%

* This is based on patients treated on this contract for their most recent course of treatment. Figures in italics indicate the base number of FP17s or Patient Questionnaire responses are less than 100. N/A is shown where the base number of responses is less than 10 during the period. % is calculated as Quantity/Base number*100

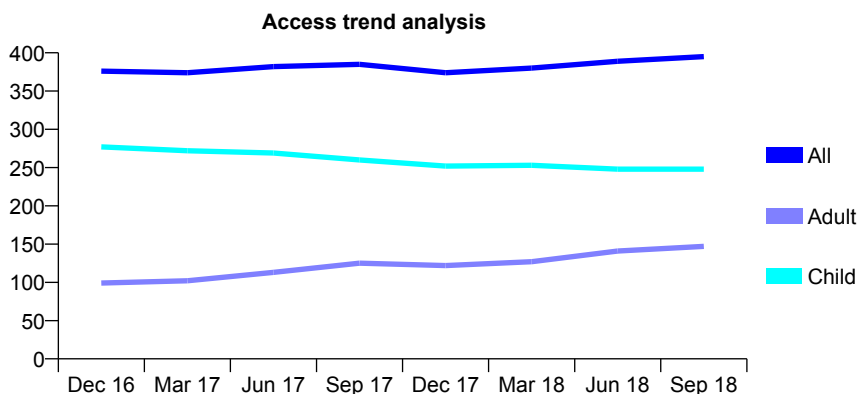
Q52 - Vital Signs At a Glance Contract Report for 812315/0001 - September 2018

Name or company name	MR PS JEAVONS
Contract type name	GDS Contract
Purpose of contract	General
Contract start date	01/04/2006
Contract end date	

18/19 Contracted general activity (UDA)	960
Carry forward general activity (UDA)	0
18/19 Contracted orthodontic activity (UOA)	0
Carry forward orthodontic activity (UOA)	0
Baseline contract value	£23,659.88

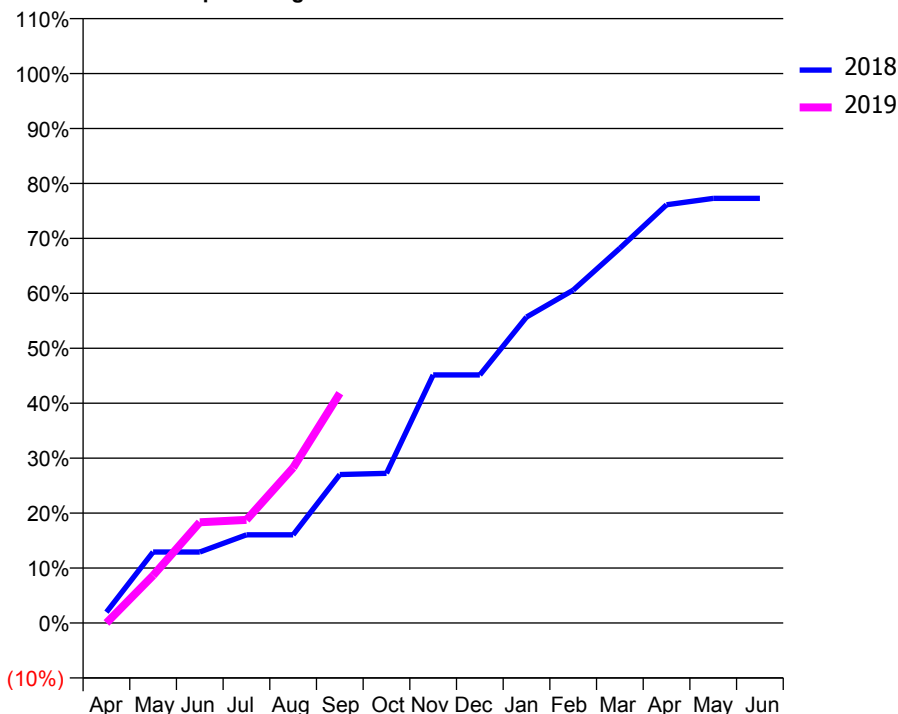
ACCESS*

Patients seen in 24 months	Total	Change since previous quarter
Quarter ending September 2017	385	
Quarter ending December 2017	374	↓
Quarter ending March 2018	380	→
Quarter ending June 2018	389	↑
Quarter ending September 2018	395	→
Variance since September 2017	2.6%	↑



ACTIVITY

Cumulative percentage of contracted UDA delivered 2018 & 2019



Adjusted Scheduled Activity (UDA)

Month	2018	2019
April	19	0
May	124	83
June	124	176
July	154	180
August	154	271
September	259	401
October	261	
November	433	
December	433	
January	535	
February	582	
March	655	
April	731	
May	742	
June	742	

QUALITY

	Quantity	Base Number	Contract	AT	Region	England
% of FP17s for the same patient ID Re-attending within 3 months - Children	18	205	8.8%	10.1%	12.2%	11.6%
% of FP17s for the same patient ID Re-attending within 3 months - Adults	10	58	17.2%	13.7%	15.8%	15.5%
% of FP17s for the same patient ID Re-attending between 3 & 9 months - Children	120	205	58.5%	61.7%	60.3%	58.8%
% of FP17s for the same patient ID Re-attending between 3 & 9 months - Adults	6	58	10.3%	55.5%	53.5%	51.1%
% of FP17s for Band 1 Urgent Courses	1	214	0.5%	8.2%	9.1%	9.0%
% of FP17s Relating to Free Repair or Replacements	0	214	0.0%	0.8%	1.0%	0.8%
% of FP17s Relating to Continuations	0	214	0.0%	1.0%	1.0%	0.9%
% of Patients satisfied with the dentistry they have received	0	0	N/A	92.3%	93.6%	93.3%
% of Patients satisfied with the time they had to wait for an appointment	0	0	N/A	88.3%	89.8%	88.9%

* This is based on patients treated on this contract for their most recent course of treatment. Figures in italics indicate the base number of FP17s or Patient Questionnaire responses are less than 100. N/A is shown where the base number of responses is less than 10 during the period. % is calculated as Quantity/Base number*100

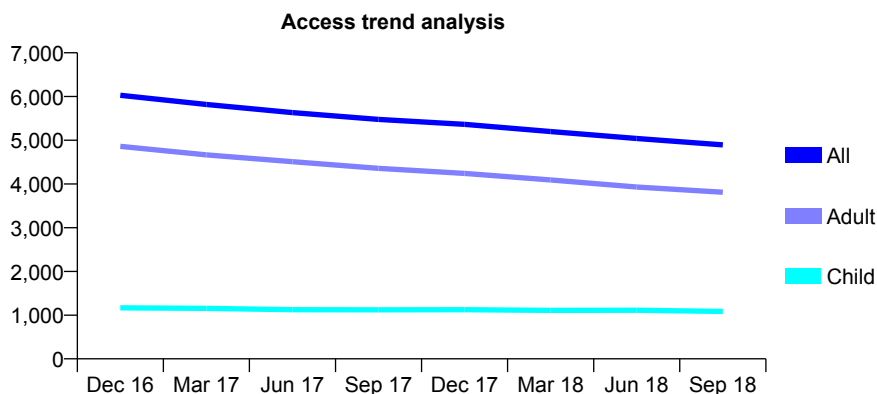
Q52 - Vital Signs At a Glance Contract Report for 815888/0001 - September 2018

Name or company name	Mr M Patel
Contract type name	GDS Contract
Purpose of contract	General
Contract start date	01/04/2006
Contract end date	

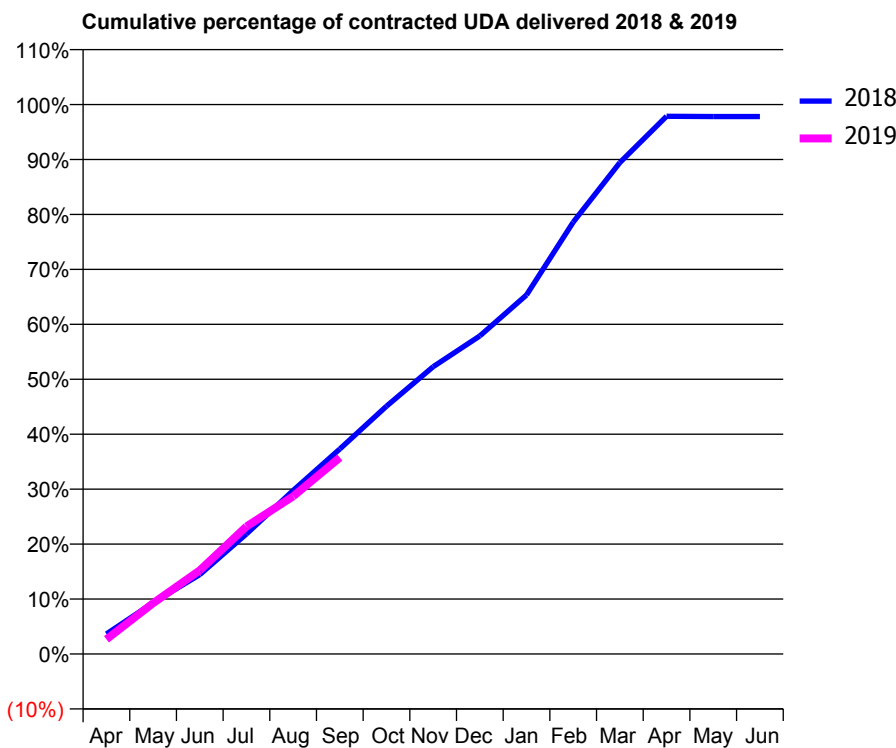
18/19 Contracted general activity (UDA)	18,561
Carry forward general activity (UDA)	0
18/19 Contracted orthodontic activity (UOA)	0
Carry forward orthodontic activity (UOA)	0
Baseline contract value	£442,501.18

ACCESS*

Patients seen in 24 months	Total	Change since previous quarter
Quarter ending September 2017	5,477	
Quarter ending December 2017	5,364	↓
Quarter ending March 2018	5,200	↓
Quarter ending June 2018	5,040	↓
Quarter ending September 2018	4,895	↓
Variance since September 2017	(10.6%)	↓



ACTIVITY



Month	Adjusted Scheduled Activity (UDA)	
	2018	2019
April	680	498
May	1,731	1,719
June	2,680	2,828
July	4,056	4,308
August	5,524	5,324
September	6,925	6,638
October	8,370	
November	9,703	
December	10,746	
January	12,127	
February	14,587	
March	16,598	
April	18,164	
May	18,154	
June	18,155	

QUALITY

	Quantity	Base Number	Contract	AT	Region	England
% of FP17s for the same patient ID Re-attending within 3 months - Children	92	885	10.4%	10.1%	12.2%	11.6%
% of FP17s for the same patient ID Re-attending within 3 months - Adults	308	2,625	11.7%	13.7%	15.8%	15.5%
% of FP17s for the same patient ID Re-attending between 3 & 9 months - Children	550	885	62.1%	61.7%	60.3%	58.8%
% of FP17s for the same patient ID Re-attending between 3 & 9 months - Adults	1,493	2,625	56.9%	55.5%	53.5%	51.1%
% of FP17s for Band 1 Urgent Courses	136	3,165	4.3%	8.2%	9.1%	9.0%
% of FP17s Relating to Free Repair or Replacements	32	3,165	1.0%	0.8%	1.0%	0.8%
% of FP17s Relating to Continuations	26	3,165	0.8%	1.0%	1.0%	0.9%
% of Patients satisfied with the dentistry they have received	2	2	N/A	92.3%	93.6%	93.3%
% of Patients satisfied with the time they had to wait for an appointment	2	2	N/A	88.3%	89.8%	88.9%

* This is based on patients treated on this contract for their most recent course of treatment. Figures in italics indicate the base number of FP17s or Patient Questionnaire responses are less than 100. N/A is shown where the base number of responses is less than 10 during the period. % is calculated as Quantity/Base number*100

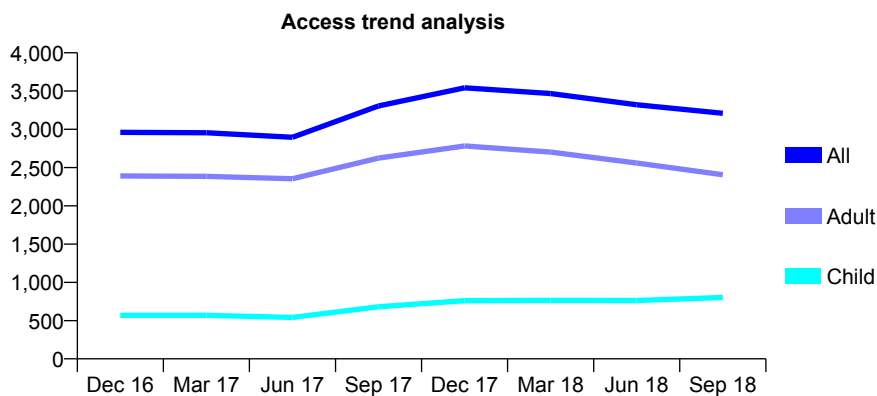
Q52 - Vital Signs At a Glance Contract Report for 822019/0001 - September 2018

Name or company name	Dr Amjid Siddique
Contract type name	GDS Contract
Purpose of contract	General
Contract start date	01/04/2006
Contract end date	

18/19 Contracted general activity (UDA)	8,918
Carry forward general activity (UDA)	0
18/19 Contracted orthodontic activity (UOA)	0
Carry forward orthodontic activity (UOA)	0
Baseline contract value	£242,755.79

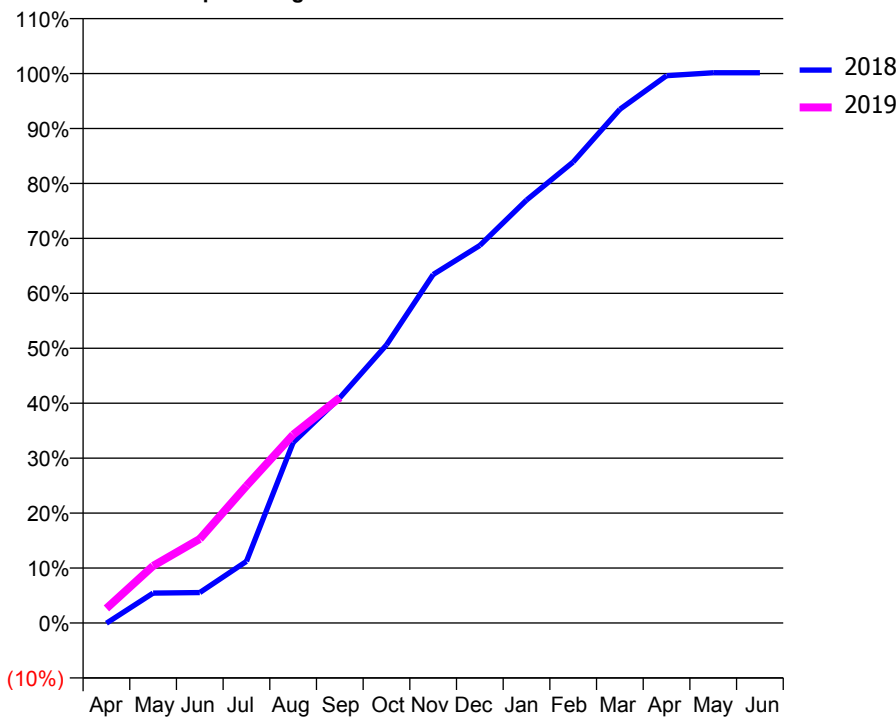
ACCESS*

Patients seen in 24 months	Total	Change since previous quarter
Quarter ending September 2017	3,305	
Quarter ending December 2017	3,543	↑
Quarter ending March 2018	3,467	↓
Quarter ending June 2018	3,321	↓
Quarter ending September 2018	3,209	↓
Variance since September 2017	(2.9%)	↓



ACTIVITY

Cumulative percentage of contracted UDA delivered 2018 & 2019



Month	Adjusted Scheduled Activity (UDA)	
	2018	2019
April	-6	237
May	487	927
June	494	1,364
July	1,000	2,226
August	2,928	3,057
September	3,657	3,658
October	4,513	
November	5,657	
December	6,129	
January	6,865	
February	7,482	
March	8,336	
April	8,883	
May	8,929	
June	8,929	

QUALITY

	Quantity	Base Number	Contract	AT	Region	England
% of FP17s for the same patient ID Re-attending within 3 months - Children	51	738	6.9%	10.1%	12.2%	11.6%
% of FP17s for the same patient ID Re-attending within 3 months - Adults	161	933	17.3%	13.7%	15.8%	15.5%
% of FP17s for the same patient ID Re-attending between 3 & 9 months - Children	468	738	63.4%	61.7%	60.3%	58.8%
% of FP17s for the same patient ID Re-attending between 3 & 9 months - Adults	387	933	41.5%	55.5%	53.5%	51.1%
% of FP17s for Band 1 Urgent Courses	56	1,418	3.9%	8.2%	9.1%	9.0%
% of FP17s Relating to Free Repair or Replacements	25	1,418	1.8%	0.8%	1.0%	0.8%
% of FP17s Relating to Continuations	45	1,418	3.2%	1.0%	1.0%	0.9%
% of Patients satisfied with the dentistry they have received	4	4	N/A	92.3%	93.6%	93.3%
% of Patients satisfied with the time they had to wait for an appointment	4	4	N/A	88.3%	89.8%	88.9%

* This is based on patients treated on this contract for their most recent course of treatment. Figures in italics indicate the base number of FP17s or Patient Questionnaire responses are less than 100. N/A is shown where the base number of responses is less than 10 during the period. % is calculated as Quantity/Base number*100

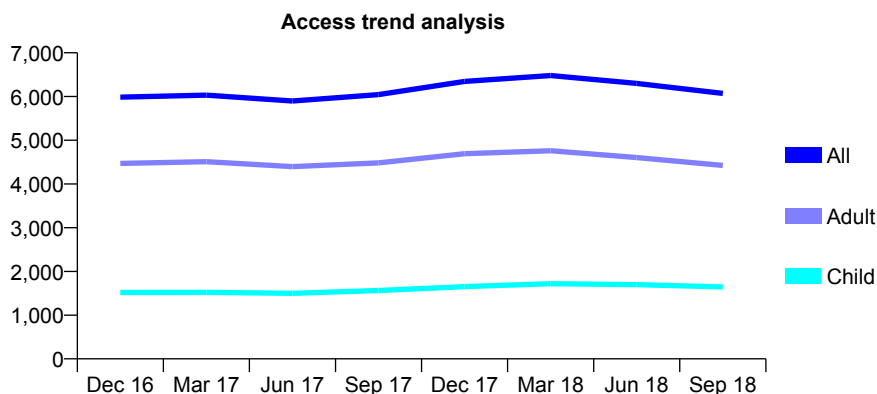
Q52 - Vital Signs At a Glance Contract Report for 827835/0001 - September 2018

Name or company name	Dental Practice Hunslet
Contract type name	GDS Contract
Purpose of contract	General
Contract start date	01/04/2006
Contract end date	

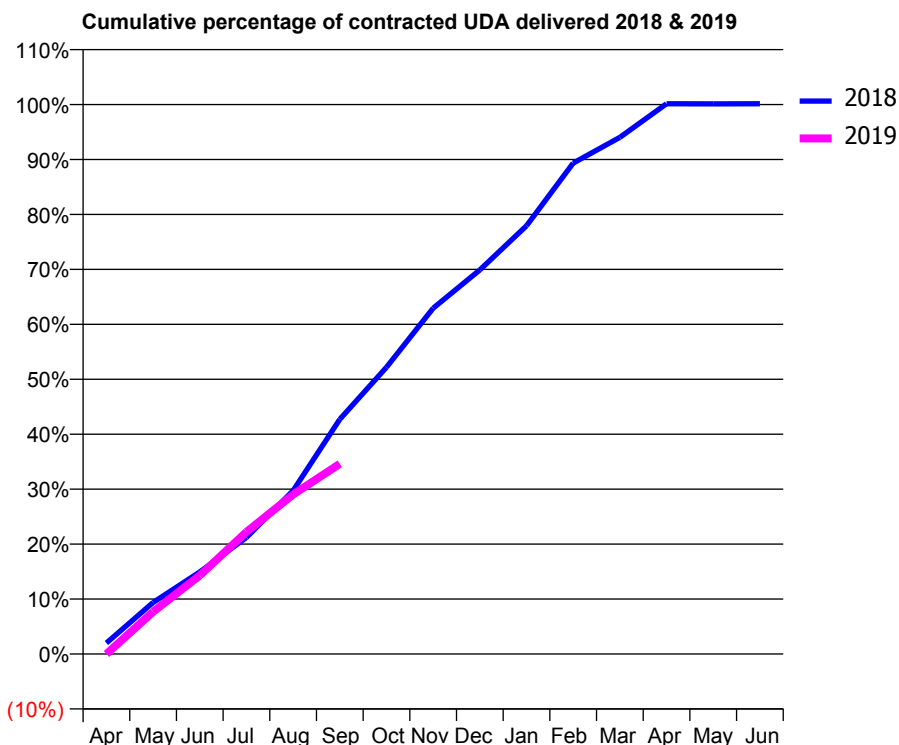
18/19 Contracted general activity (UDA)	17,107
Carry forward general activity (UDA)	0
18/19 Contracted orthodontic activity (UOA)	0
Carry forward orthodontic activity (UOA)	0
Baseline contract value	£448,485.38

ACCESS*

Patients seen in 24 months	Total	Change since previous quarter
Quarter ending September 2017	6,045	
Quarter ending December 2017	6,345	↑
Quarter ending March 2018	6,479	↑
Quarter ending June 2018	6,299	↓
Quarter ending September 2018	6,071	↓
Variance since September 2017	0.4%	→



ACTIVITY



Month	Adjusted Scheduled Activity (UDA)	
	2018	2019
April	343	0
May	1,603	1,315
June	2,554	2,447
July	3,630	3,799
August	5,087	4,967
September	7,308	5,924
October	8,925	
November	10,765	
December	11,957	
January	13,331	
February	15,284	
March	16,085	
April	17,131	
May	17,125	
June	17,132	

QUALITY

	Quantity	Base Number	Contract	AT	Region	England
% of FP17s for the same patient ID Re-attending within 3 months - Children	88	929	9.5%	10.1%	12.2%	11.6%
% of FP17s for the same patient ID Re-attending within 3 months - Adults	363	2,612	13.9%	13.7%	15.8%	15.5%
% of FP17s for the same patient ID Re-attending between 3 & 9 months - Children	485	929	52.2%	61.7%	60.3%	58.8%
% of FP17s for the same patient ID Re-attending between 3 & 9 months - Adults	1,400	2,612	53.6%	55.5%	53.5%	51.1%
% of FP17s for Band 1 Urgent Courses	422	3,063	13.8%	8.2%	9.1%	9.0%
% of FP17s Relating to Free Repair or Replacements	42	3,063	1.4%	0.8%	1.0%	0.8%
% of FP17s Relating to Continuations	2	3,063	0.1%	1.0%	1.0%	0.9%
% of Patients satisfied with the dentistry they have received	2	2	N/A	92.3%	93.6%	93.3%
% of Patients satisfied with the time they had to wait for an appointment	2	2	N/A	88.3%	89.8%	88.9%

* This is based on patients treated on this contract for their most recent course of treatment. Figures in italics indicate the base number of FP17s or Patient Questionnaire responses are less than 100. N/A is shown where the base number of responses is less than 10 during the period. % is calculated as Quantity/Base number*100

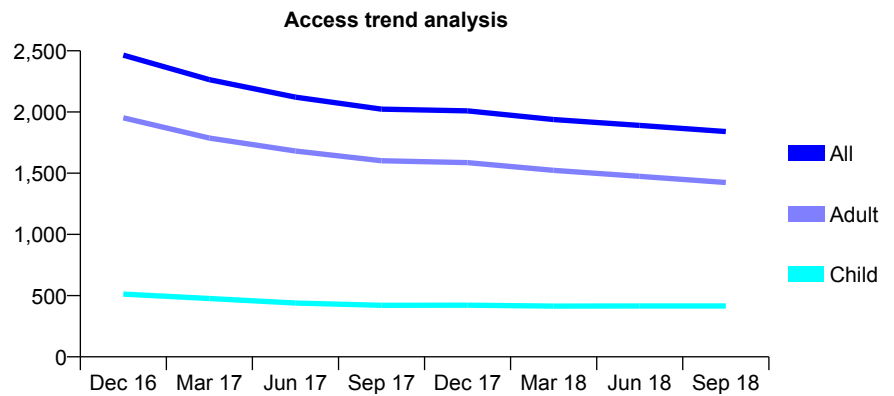
Q52 - Vital Signs At a Glance Contract Report for 827835/0002 - September 2018

Name or company name	Dental Practice Hunslet
Contract type name	GDS Contract
Purpose of contract	General
Contract start date	08/06/2010
Contract end date	

18/19 Contracted general activity (UDA)	6,600
Carry forward general activity (UDA)	0
18/19 Contracted orthodontic activity (UOA)	0
Carry forward orthodontic activity (UOA)	0
Baseline contract value	£172,769.92

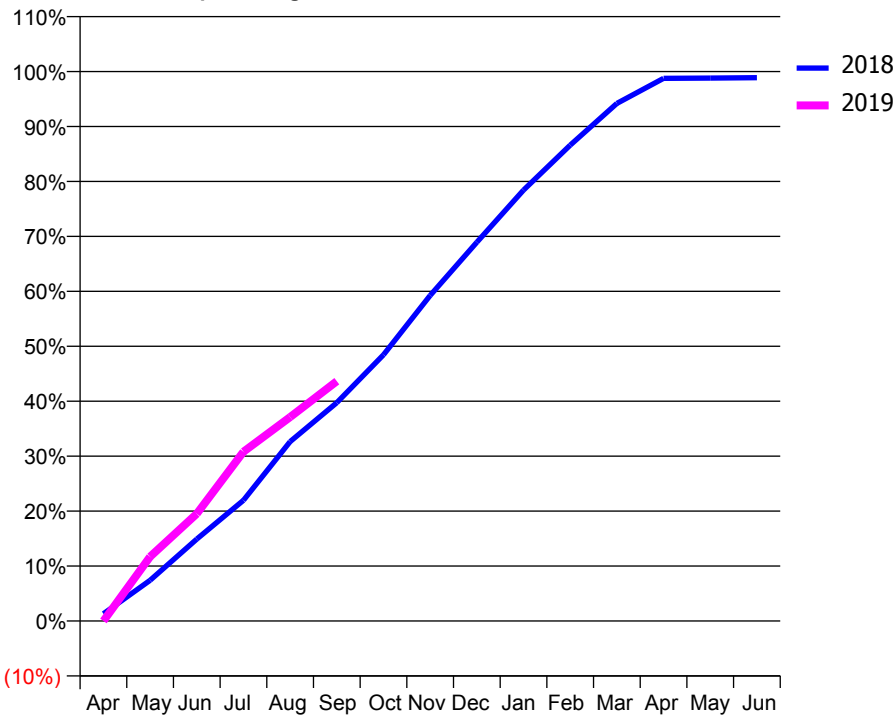
ACCESS*

Patients seen in 24 months	Total	Change since previous quarter
Quarter ending September 2017	2,023	
Quarter ending December 2017	2,009	→
Quarter ending March 2018	1,938	↓
Quarter ending June 2018	1,890	↓
Quarter ending September 2018	1,840	↓
Variance since September 2017	(9.0%)	↓



ACTIVITY

Cumulative percentage of contracted UDA delivered 2018 & 2019



Month	Adjusted Scheduled Activity (UDA)	
	2018	2019
April	87	0
May	489	773
June	985	1,288
July	1,450	2,034
August	2,155	2,450
September	2,623	2,881
October	3,197	
November	3,911	
December	4,549	
January	5,176	
February	5,715	
March	6,216	
April	6,518	
May	6,521	
June	6,526	

QUALITY

	Quantity	Base Number	Contract	AT	Region	England
% of FP17s for the same patient ID Re-attending within 3 months - Children	16	240	6.7%	10.1%	12.2%	11.6%
% of FP17s for the same patient ID Re-attending within 3 months - Adults	142	967	14.7%	13.7%	15.8%	15.5%
% of FP17s for the same patient ID Re-attending between 3 & 9 months - Children	100	240	41.7%	61.7%	60.3%	58.8%
% of FP17s for the same patient ID Re-attending between 3 & 9 months - Adults	433	967	44.8%	55.5%	53.5%	51.1%
% of FP17s for Band 1 Urgent Courses	125	1,070	11.7%	8.2%	9.1%	9.0%
% of FP17s Relating to Free Repair or Replacements	11	1,070	1.0%	0.8%	1.0%	0.8%
% of FP17s Relating to Continuations	1	1,070	0.1%	1.0%	1.0%	0.9%
% of Patients satisfied with the dentistry they have received	1	1	N/A	92.3%	93.6%	93.3%
% of Patients satisfied with the time they had to wait for an appointment	1	1	N/A	88.3%	89.8%	88.9%

* This is based on patients treated on this contract for their most recent course of treatment. Figures in italics indicate the base number of FP17s or Patient Questionnaire responses are less than 100. N/A is shown where the base number of responses is less than 10 during the period. % is calculated as Quantity/Base number*100

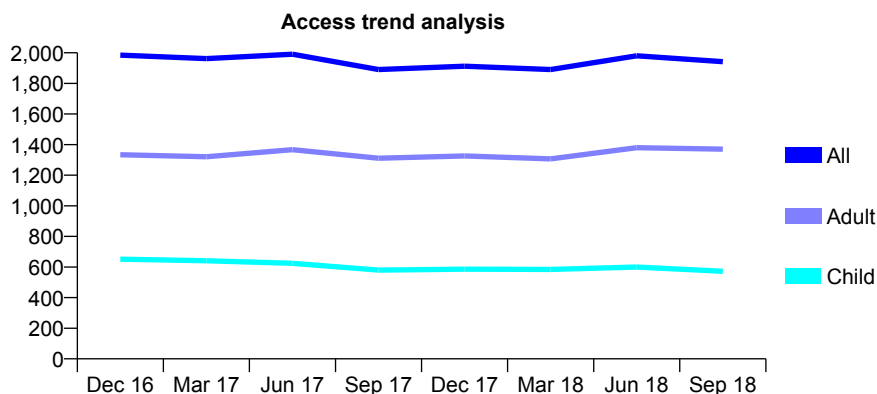
Q52 - Vital Signs At a Glance Contract Report for 829021/0001 - September 2018

Name or company name	MR Y LAHER
Contract type name	GDS Contract
Purpose of contract	General
Contract start date	01/04/2006
Contract end date	

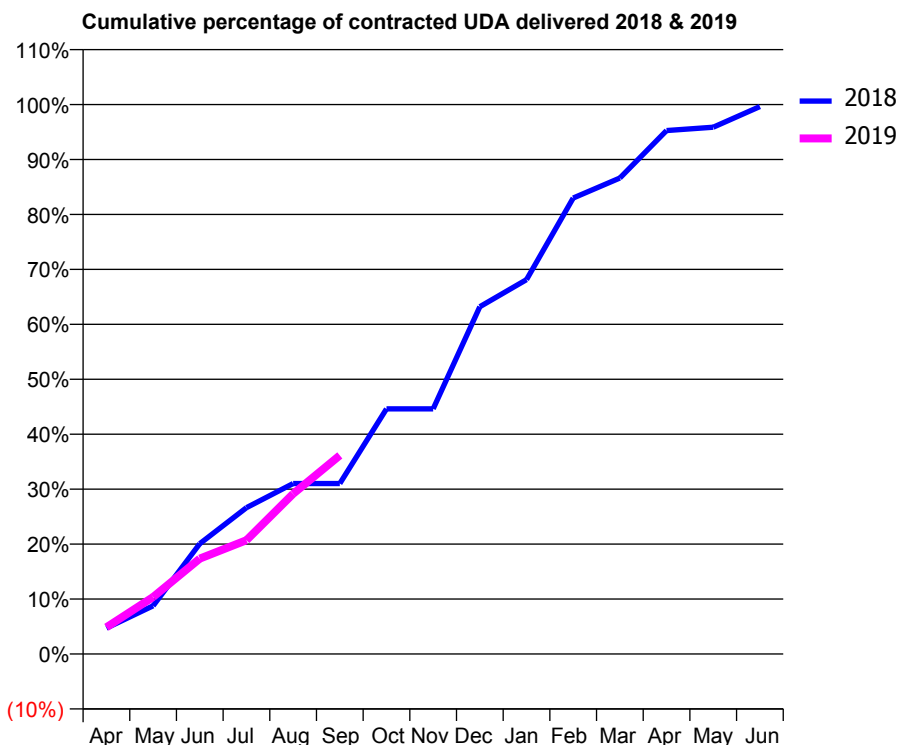
18/19 Contracted general activity (UDA)	5,500
Carry forward general activity (UDA)	0
18/19 Contracted orthodontic activity (UOA)	0
Carry forward orthodontic activity (UOA)	0
Baseline contract value	£133,898.72

ACCESS*

Patients seen in 24 months	Total	Change since previous quarter
Quarter ending September 2017	1,891	
Quarter ending December 2017	1,912	→
Quarter ending March 2018	1,891	↓
Quarter ending June 2018	1,980	↑
Quarter ending September 2018	1,942	↓
Variance since September 2017	2.7%	↑



ACTIVITY



Month	Adjusted Scheduled Activity (UDA)	
	2018	2019
April	259	267
May	483	571
June	1,104	955
July	1,464	1,140
August	1,706	1,603
September	1,706	1,988
October	2,454	
November	2,454	
December	3,477	
January	3,747	
February	4,564	
March	4,764	
April	5,240	
May	5,272	
June	5,479	

QUALITY

	Quantity	Base Number	Contract	AT	Region	England
% of FP17s for the same patient ID Re-attending within 3 months - Children	28	278	10.1%	10.1%	12.2%	11.6%
% of FP17s for the same patient ID Re-attending within 3 months - Adults	108	719	15.0%	13.7%	15.8%	15.5%
% of FP17s for the same patient ID Re-attending between 3 & 9 months - Children	53	278	19.1%	61.7%	60.3%	58.8%
% of FP17s for the same patient ID Re-attending between 3 & 9 months - Adults	159	719	22.1%	55.5%	53.5%	51.1%
% of FP17s for Band 1 Urgent Courses	136	773	17.6%	8.2%	9.1%	9.0%
% of FP17s Relating to Free Repair or Replacements	0	773	0.0%	0.8%	1.0%	0.8%
% of FP17s Relating to Continuations	0	773	0.0%	1.0%	1.0%	0.9%
% of Patients satisfied with the dentistry they have received	3	3	N/A	92.3%	93.6%	93.3%
% of Patients satisfied with the time they had to wait for an appointment	1	3	N/A	88.3%	89.8%	88.9%

* This is based on patients treated on this contract for their most recent course of treatment. Figures in italics indicate the base number of FP17s or Patient Questionnaire responses are less than 100. N/A is shown where the base number of responses is less than 10 during the period. % is calculated as Quantity/Base number*100

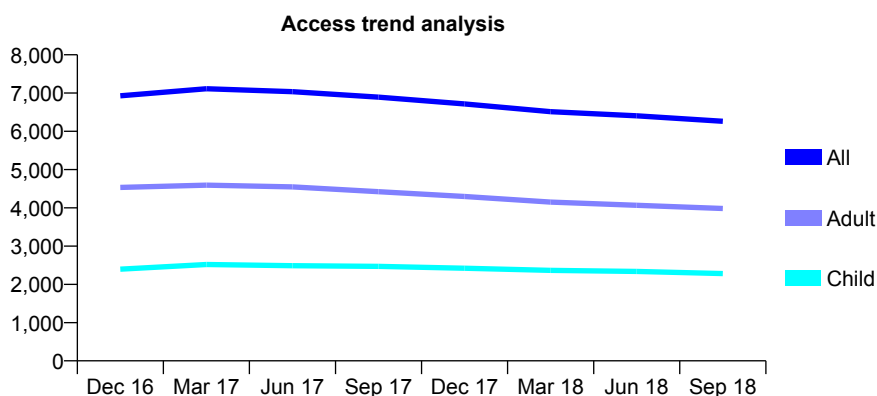
Q52 - Vital Signs At a Glance Contract Report for 834858/0003 - September 2018

Name or company name	MR LW APPLETON
Contract type name	GDS Contract
Purpose of contract	General
Contract start date	06/05/2014
Contract end date	

18/19 Contracted general activity (UDA)	19,607
Carry forward general activity (UDA)	0
18/19 Contracted orthodontic activity (UOA)	0
Carry forward orthodontic activity (UOA)	0
Baseline contract value	£595,158.72

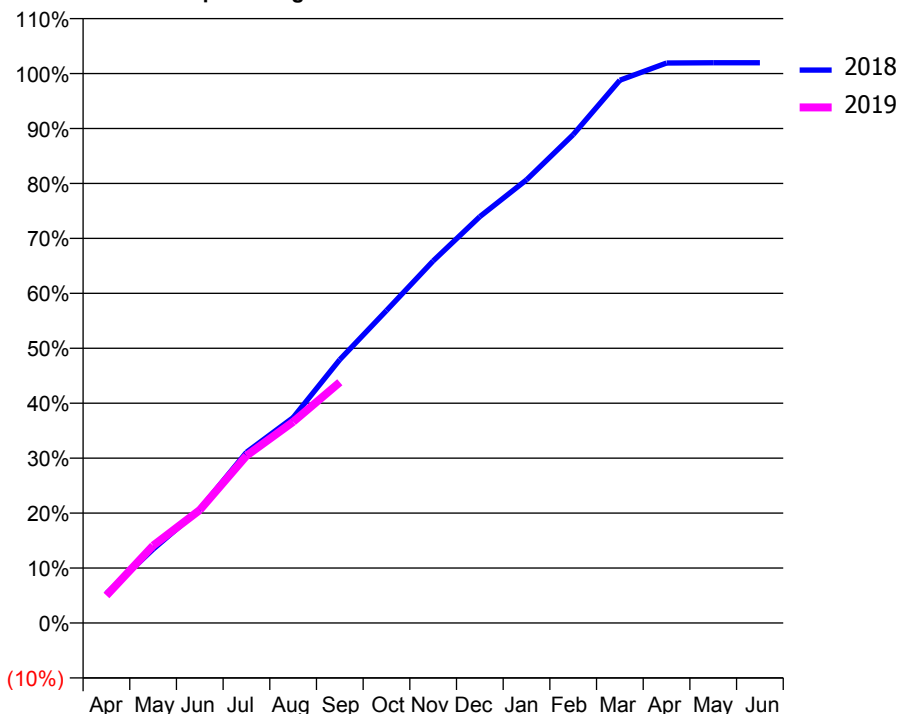
ACCESS*

Patients seen in 24 months	Total	Change since previous quarter
Quarter ending September 2017	6,893	
Quarter ending December 2017	6,716	↓
Quarter ending March 2018	6,515	↓
Quarter ending June 2018	6,404	↓
Quarter ending September 2018	6,263	↓
Variance since September 2017	(9.1%)	↓



ACTIVITY

Cumulative percentage of contracted UDA delivered 2018 & 2019



Adjusted Scheduled Activity (UDA)

Month	2018	2019
April	1,055	984
May	2,632	2,763
June	4,059	4,030
July	6,092	5,967
August	7,327	7,179
September	9,400	8,589
October	11,151	
November	12,918	
December	14,500	
January	15,814	
February	17,429	
March	19,369	
April	19,983	
May	19,990	
June	19,990	

QUALITY

	Quantity	Base Number	Contract	AT	Region	England
% of FP17s for the same patient ID Re-attending within 3 months - Children	149	1,804	8.3%	10.1%	12.2%	11.6%
% of FP17s for the same patient ID Re-attending within 3 months - Adults	518	2,965	17.5%	13.7%	15.8%	15.5%
% of FP17s for the same patient ID Re-attending between 3 & 9 months - Children	1,229	1,804	68.1%	61.7%	60.3%	58.8%
% of FP17s for the same patient ID Re-attending between 3 & 9 months - Adults	1,875	2,965	63.2%	55.5%	53.5%	51.1%
% of FP17s for Band 1 Urgent Courses	436	4,474	9.7%	8.2%	9.1%	9.0%
% of FP17s Relating to Free Repair or Replacements	19	4,474	0.4%	0.8%	1.0%	0.8%
% of FP17s Relating to Continuations	49	4,474	1.1%	1.0%	1.0%	0.9%
% of Patients satisfied with the dentistry they have received	4	5	N/A	92.3%	93.6%	93.3%
% of Patients satisfied with the time they had to wait for an appointment	5	5	N/A	88.3%	89.8%	88.9%

* This is based on patients treated on this contract for their most recent course of treatment. Figures in italics indicate the base number of FP17s or Patient Questionnaire responses are less than 100. N/A is shown where the base number of responses is less than 10 during the period. % is calculated as Quantity/Base number*100

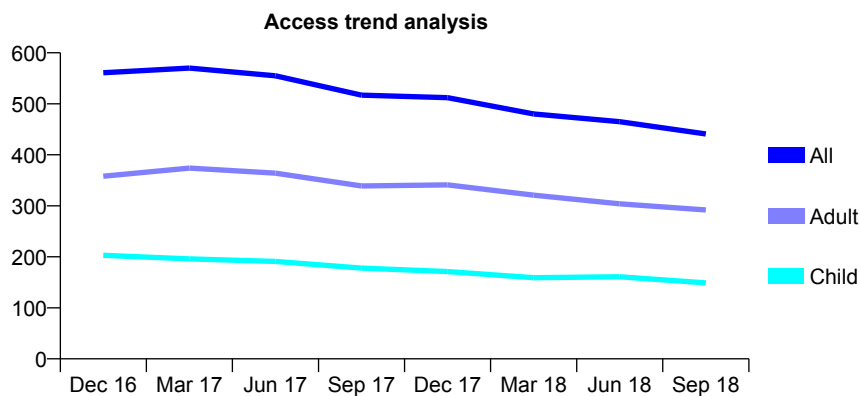
Q52 - Vital Signs At a Glance Contract Report for 838764/0002 - September 2018

Name or company name	MR HM BOTT
Contract type name	GDS Contract
Purpose of contract	General
Contract start date	02/01/2009
Contract end date	

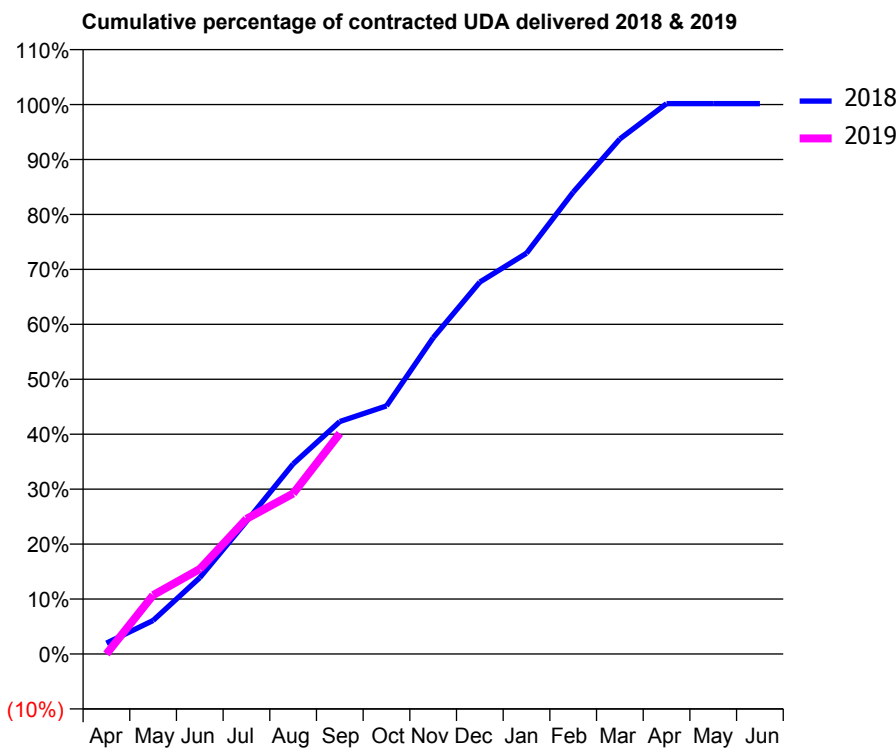
18/19 Contracted general activity (UDA)	1,260
Carry forward general activity (UDA)	0
18/19 Contracted orthodontic activity (UOA)	0
Carry forward orthodontic activity (UOA)	0
Baseline contract value	£45,601.57

ACCESS*

Patients seen in 24 months	Total	Change since previous quarter
Quarter ending September 2017	517	
Quarter ending December 2017	512	→
Quarter ending March 2018	480	↓
Quarter ending June 2018	465	↓
Quarter ending September 2018	441	↓
Variance since September 2017	(14.7%)	↓



ACTIVITY



Month	Adjusted Scheduled Activity (UDA)	
	2018	2019
April	25	0
May	77	135
June	175	195
July	304	310
August	436	368
September	533	506
October	569	
November	725	
December	853	
January	919	
February	1,059	
March	1,181	
April	1,262	
May	1,262	
June	1,262	

QUALITY

	Quantity	Base Number	Contract	AT	Region	England
% of FP17s for the same patient ID Re-attending within 3 months - Children	6	105	5.7%	10.1%	12.2%	11.6%
% of FP17s for the same patient ID Re-attending within 3 months - Adults	11	201	5.5%	13.7%	15.8%	15.5%
% of FP17s for the same patient ID Re-attending between 3 & 9 months - Children	65	105	61.9%	61.7%	60.3%	58.8%
% of FP17s for the same patient ID Re-attending between 3 & 9 months - Adults	139	201	69.2%	55.5%	53.5%	51.1%
% of FP17s for Band 1 Urgent Courses	0	268	0.0%	8.2%	9.1%	9.0%
% of FP17s Relating to Free Repair or Replacements	0	268	0.0%	0.8%	1.0%	0.8%
% of FP17s Relating to Continuations	3	268	1.1%	1.0%	1.0%	0.9%
% of Patients satisfied with the dentistry they have received	1	1	N/A	92.3%	93.6%	93.3%
% of Patients satisfied with the time they had to wait for an appointment	1	1	N/A	88.3%	89.8%	88.9%

* This is based on patients treated on this contract for their most recent course of treatment. Figures in italics indicate the base number of FP17s or Patient Questionnaire responses are less than 100. N/A is shown where the base number of responses is less than 10 during the period. % is calculated as Quantity/Base number*100

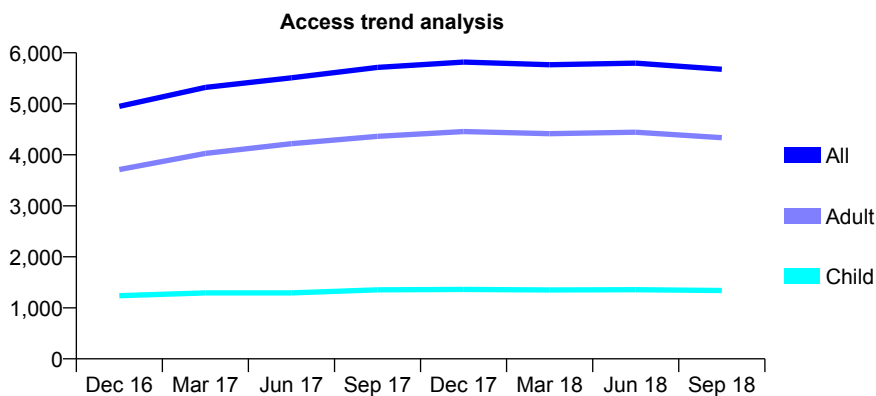
Q52 - Vital Signs At a Glance Contract Report for 841579/0001 - September 2018

Name or company name	MR JS DEU
Contract type name	GDS Contract
Purpose of contract	General
Contract start date	01/04/2006
Contract end date	

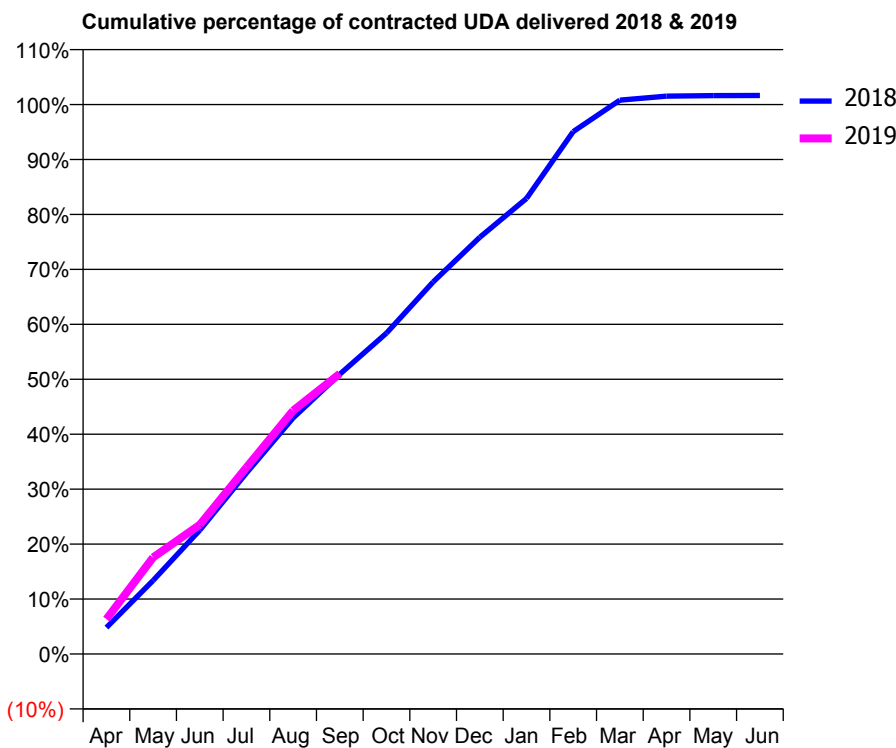
18/19 Contracted general activity (UDA)	12,135
Carry forward general activity (UDA)	0
18/19 Contracted orthodontic activity (UOA)	0
Carry forward orthodontic activity (UOA)	0
Baseline contract value	£365,560.79

ACCESS*

Patients seen in 24 months	Total	Change since previous quarter
Quarter ending September 2017	5,713	
Quarter ending December 2017	5,818	→
Quarter ending March 2018	5,766	→
Quarter ending June 2018	5,798	→
Quarter ending September 2018	5,676	↓
Variance since September 2017	(0.6%)	→



ACTIVITY



Month	Adjusted Scheduled Activity (UDA)	
	2018	2019
April	585	771
May	1,625	2,134
June	2,733	2,854
July	3,999	4,121
August	5,214	5,377
September	6,181	6,191
October	7,085	
November	8,217	
December	9,205	
January	10,061	
February	11,536	
March	12,232	
April	12,320	
May	12,330	
June	12,333	

QUALITY

	Quantity	Base Number	Contract	AT	Region	England
% of FP17s for the same patient ID Re-attending within 3 months - Children	62	1,040	6.0%	10.1%	12.2%	11.6%
% of FP17s for the same patient ID Re-attending within 3 months - Adults	308	2,872	10.7%	13.7%	15.8%	15.5%
% of FP17s for the same patient ID Re-attending between 3 & 9 months - Children	706	1,040	67.9%	61.7%	60.3%	58.8%
% of FP17s for the same patient ID Re-attending between 3 & 9 months - Adults	1,665	2,872	58.0%	55.5%	53.5%	51.1%
% of FP17s for Band 1 Urgent Courses	133	3,200	4.2%	8.2%	9.1%	9.0%
% of FP17s Relating to Free Repair or Replacements	16	3,200	0.5%	0.8%	1.0%	0.8%
% of FP17s Relating to Continuations	1	3,200	0.0%	1.0%	1.0%	0.9%
% of Patients satisfied with the dentistry they have received	1	1	N/A	92.3%	93.6%	93.3%
% of Patients satisfied with the time they had to wait for an appointment	1	1	N/A	88.3%	89.8%	88.9%

* This is based on patients treated on this contract for their most recent course of treatment. Figures in italics indicate the base number of FP17s or Patient Questionnaire responses are less than 100. N/A is shown where the base number of responses is less than 10 during the period. % is calculated as Quantity/Base number*100

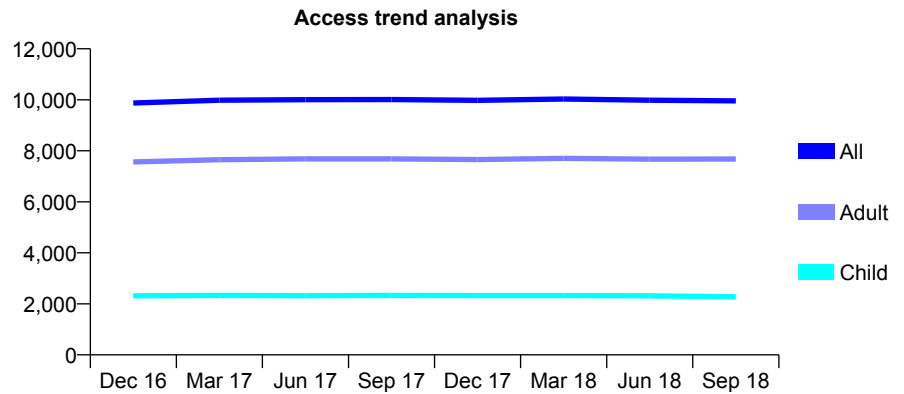
Q52 - Vital Signs At a Glance Contract Report for 842400/0001 - September 2018

Name or company name	MR PR ELLUL
Contract type name	GDS Contract
Purpose of contract	General
Contract start date	01/04/2006
Contract end date	

18/19 Contracted general activity (UDA)	24,500
Carry forward general activity (UDA)	0
18/19 Contracted orthodontic activity (UOA)	0
Carry forward orthodontic activity (UOA)	0
Baseline contract value	£723,034.07

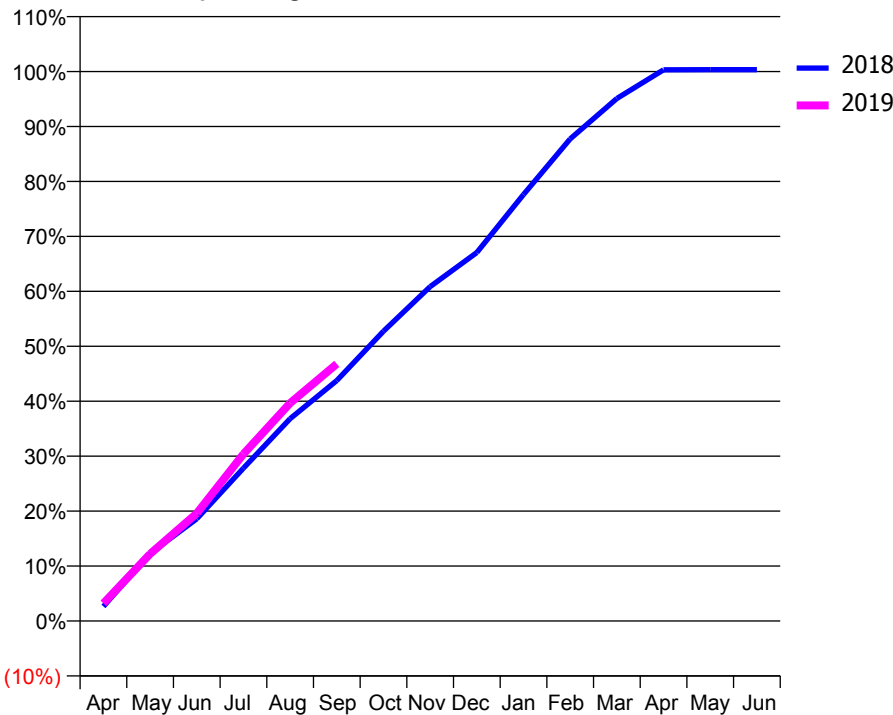
ACCESS*

Patients seen in 24 months	Total	Change since previous quarter
Quarter ending September 2017	10,013	
Quarter ending December 2017	9,979	→
Quarter ending March 2018	10,030	→
Quarter ending June 2018	9,985	→
Quarter ending September 2018	9,956	→
Variance since September 2017	(0.6%)	→



ACTIVITY

Cumulative percentage of contracted UDA delivered 2018 & 2019



Month	Adjusted Scheduled Activity (UDA)	
	2018	2019
April	649	790
May	3,010	2,994
June	4,556	4,798
July	6,814	7,445
August	9,021	9,718
September	10,725	11,467
October	12,923	
November	14,910	
December	16,427	
January	19,017	
February	21,497	
March	23,297	
April	24,578	
May	24,581	
June	24,583	

QUALITY

	Quantity	Base Number	Contract	AT	Region	England
% of FP17s for the same patient ID Re-attending within 3 months - Children	111	1,882	5.9%	10.1%	12.2%	11.6%
% of FP17s for the same patient ID Re-attending within 3 months - Adults	822	6,141	13.4%	13.7%	15.8%	15.5%
% of FP17s for the same patient ID Re-attending between 3 & 9 months - Children	1,376	1,882	73.1%	61.7%	60.3%	58.8%
% of FP17s for the same patient ID Re-attending between 3 & 9 months - Adults	3,894	6,141	63.4%	55.5%	53.5%	51.1%
% of FP17s for Band 1 Urgent Courses	552	6,863	8.0%	8.2%	9.1%	9.0%
% of FP17s Relating to Free Repair or Replacements	44	6,863	0.6%	0.8%	1.0%	0.8%
% of FP17s Relating to Continuations	22	6,863	0.3%	1.0%	1.0%	0.9%
% of Patients satisfied with the dentistry they have received	5	6	N/A	92.3%	93.6%	93.3%
% of Patients satisfied with the time they had to wait for an appointment	6	6	N/A	88.3%	89.8%	88.9%

* This is based on patients treated on this contract for their most recent course of treatment. Figures in italics indicate the base number of FP17s or Patient Questionnaire responses are less than 100. N/A is shown where the base number of responses is less than 10 during the period. % is calculated as Quantity/Base number*100

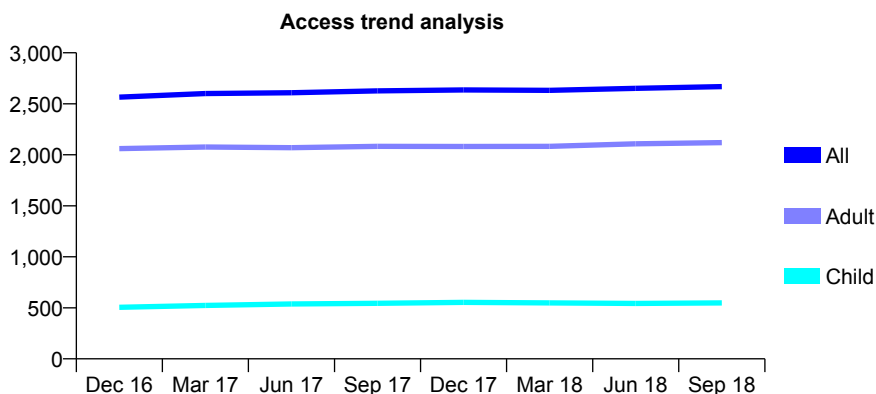
Q52 - Vital Signs At a Glance Contract Report for 842443/0001 - September 2018

Name or company name	MR GS GILLER
Contract type name	GDS Contract
Purpose of contract	General
Contract start date	01/04/2006
Contract end date	

18/19 Contracted general activity (UDA)	9,355
Carry forward general activity (UDA)	0
18/19 Contracted orthodontic activity (UOA)	0
Carry forward orthodontic activity (UOA)	0
Baseline contract value	£215,471.17

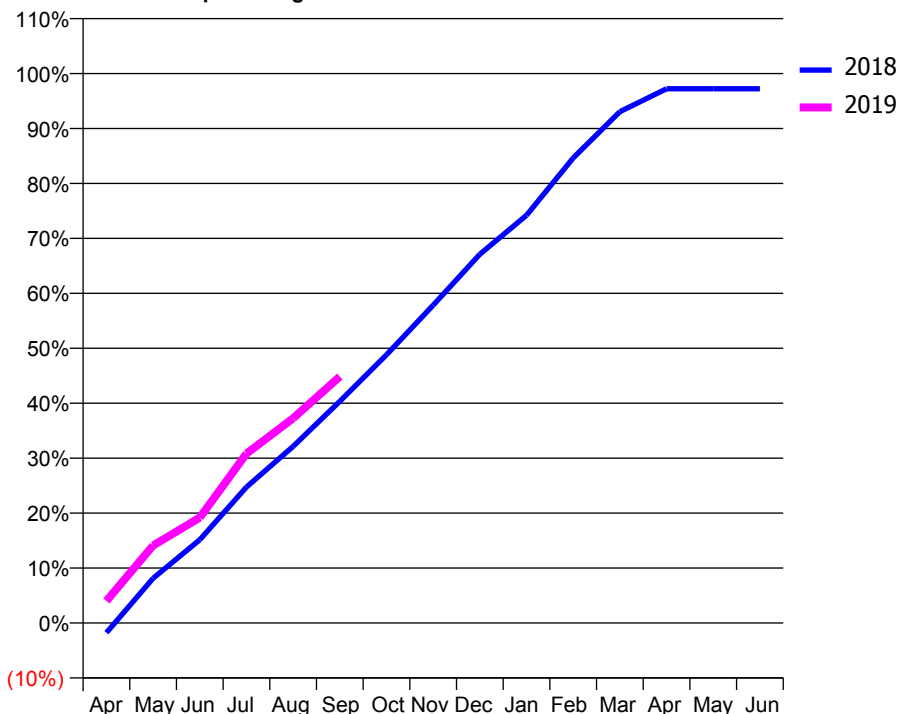
ACCESS*

Patients seen in 24 months	Total	Change since previous quarter
Quarter ending September 2017	2,627	
Quarter ending December 2017	2,636	→
Quarter ending March 2018	2,632	→
Quarter ending June 2018	2,651	→
Quarter ending September 2018	2,668	→
Variance since September 2017	1.6%	→



ACTIVITY

Cumulative percentage of contracted UDA delivered 2018 & 2019



Adjusted Scheduled Activity (UDA)		
Month	2018	2019
April	-166	375
May	762	1,319
June	1,417	1,795
July	2,314	2,885
August	3,008	3,486
September	3,773	4,196
October	4,567	
November	5,410	
December	6,279	
January	6,942	
February	7,918	
March	8,704	
April	9,095	
May	9,095	
June	9,095	

QUALITY

	Quantity	Base Number	Contract	AT	Region	England
% of FP17s for the same patient ID Re-attending within 3 months - Children	28	460	6.1%	10.1%	12.2%	11.6%
% of FP17s for the same patient ID Re-attending within 3 months - Adults	305	1,953	15.6%	13.7%	15.8%	15.5%
% of FP17s for the same patient ID Re-attending between 3 & 9 months - Children	305	460	66.3%	61.7%	60.3%	58.8%
% of FP17s for the same patient ID Re-attending between 3 & 9 months - Adults	1,303	1,953	66.7%	55.5%	53.5%	51.1%
% of FP17s for Band 1 Urgent Courses	162	2,214	7.3%	8.2%	9.1%	9.0%
% of FP17s Relating to Free Repair or Replacements	35	2,214	1.6%	0.8%	1.0%	0.8%
% of FP17s Relating to Continuations	48	2,214	2.2%	1.0%	1.0%	0.9%
% of Patients satisfied with the dentistry they have received	3	4	N/A	92.3%	93.6%	93.3%
% of Patients satisfied with the time they had to wait for an appointment	3	4	N/A	88.3%	89.8%	88.9%

* This is based on patients treated on this contract for their most recent course of treatment. Figures in italics indicate the base number of FP17s or Patient Questionnaire responses are less than 100. N/A is shown where the base number of responses is less than 10 during the period. % is calculated as Quantity/Base number*100

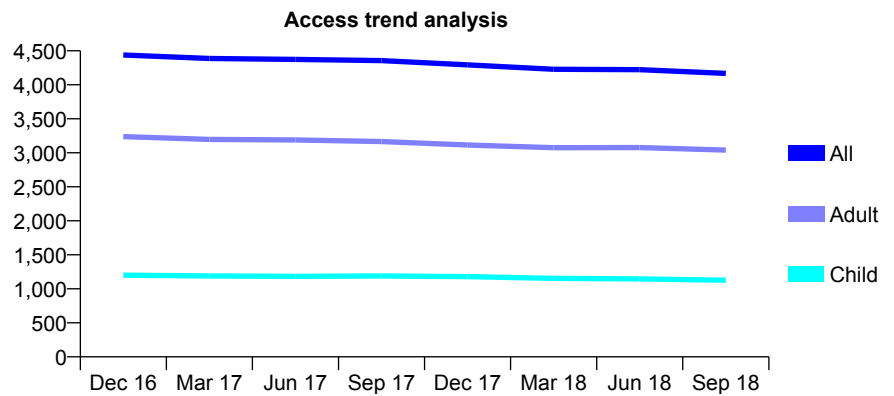
Q52 - Vital Signs At a Glance Contract Report for 844098/0001 - September 2018

Name or company name	MR AM QAYYUM
Contract type name	GDS Contract
Purpose of contract	General
Contract start date	01/04/2006
Contract end date	

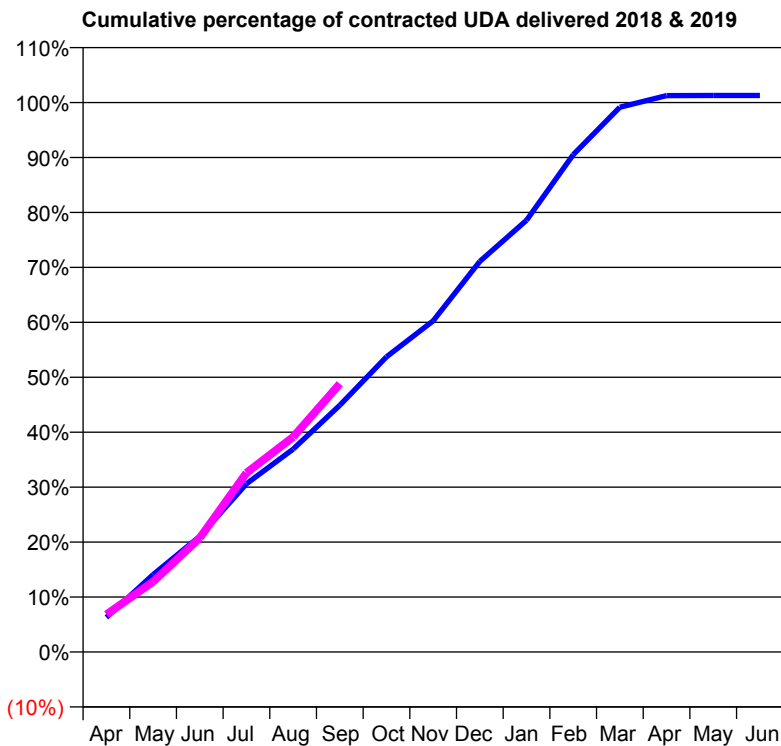
18/19 Contracted general activity (UDA)	11,929
Carry forward general activity (UDA)	0
18/19 Contracted orthodontic activity (UOA)	0
Carry forward orthodontic activity (UOA)	0
Baseline contract value	£382,387.33

ACCESS*

Patients seen in 24 months	Total	Change since previous quarter
Quarter ending September 2017	4,355	
Quarter ending December 2017	4,293	↓
Quarter ending March 2018	4,228	↓
Quarter ending June 2018	4,223	→
Quarter ending September 2018	4,167	↓
Variance since September 2017	(4.3%)	↓



ACTIVITY



Month	Adjusted Scheduled Activity (UDA)	
	2018	2019
April	751	816
May	1,681	1,526
June	2,510	2,476
July	3,652	3,888
August	4,405	4,667
September	5,358	5,824
October	6,406	
November	7,188	
December	8,480	
January	9,372	
February	10,796	
March	11,826	
April	12,080	
May	12,082	
June	12,081	

QUALITY

	Quantity	Base Number	Contract	AT	Region	England
% of FP17s for the same patient ID Re-attending within 3 months - Children	46	816	5.6%	10.1%	12.2%	11.6%
% of FP17s for the same patient ID Re-attending within 3 months - Adults	459	2,510	18.3%	13.7%	15.8%	15.5%
% of FP17s for the same patient ID Re-attending between 3 & 9 months - Children	477	816	58.5%	61.7%	60.3%	58.8%
% of FP17s for the same patient ID Re-attending between 3 & 9 months - Adults	1,475	2,510	58.8%	55.5%	53.5%	51.1%
% of FP17s for Band 1 Urgent Courses	271	3,195	8.5%	8.2%	9.1%	9.0%
% of FP17s Relating to Free Repair or Replacements	76	3,195	2.4%	0.8%	1.0%	0.8%
% of FP17s Relating to Continuations	34	3,195	1.1%	1.0%	1.0%	0.9%
% of Patients satisfied with the dentistry they have received	5	5	N/A	92.3%	93.6%	93.3%
% of Patients satisfied with the time they had to wait for an appointment	5	5	N/A	88.3%	89.8%	88.9%

* This is based on patients treated on this contract for their most recent course of treatment. Figures in italics indicate the base number of FP17s or Patient Questionnaire responses are less than 100. N/A is shown where the base number of responses is less than 10 during the period. % is calculated as Quantity/Base number*100

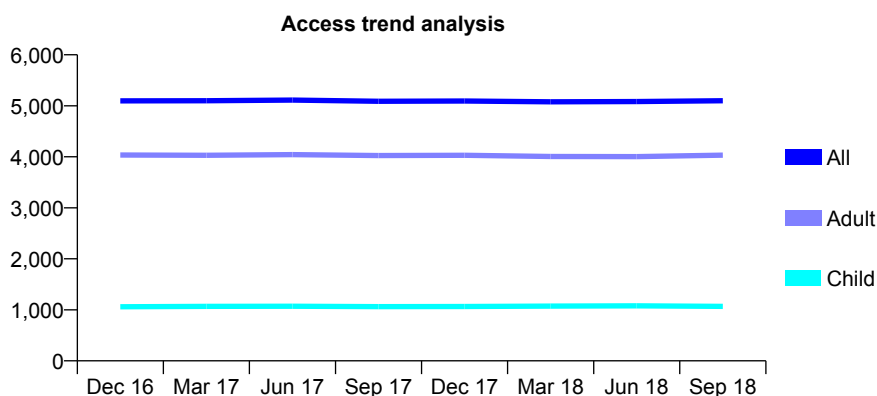
Q52 - Vital Signs At a Glance Contract Report for 847194/0001 - September 2018

Name or company name	MR MJ MILLICAN
Contract type name	GDS Contract
Purpose of contract	General
Contract start date	01/04/2006
Contract end date	

18/19 Contracted general activity (UDA)	14,000
Carry forward general activity (UDA)	0
18/19 Contracted orthodontic activity (UOA)	0
Carry forward orthodontic activity (UOA)	0
Baseline contract value	£435,935.86

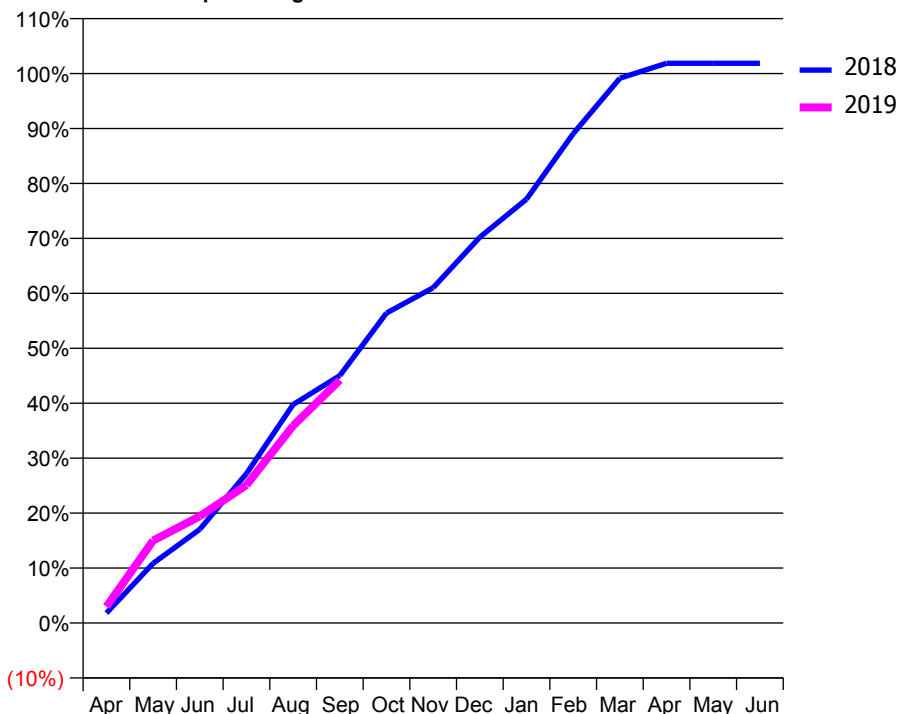
ACCESS*

Patients seen in 24 months	Total	Change since previous quarter
Quarter ending September 2017	5,088	
Quarter ending December 2017	5,095	→
Quarter ending March 2018	5,079	→
Quarter ending June 2018	5,083	→
Quarter ending September 2018	5,099	→
Variance since September 2017	0.2%	→



ACTIVITY

Cumulative percentage of contracted UDA delivered 2018 & 2019



Month	Adjusted Scheduled Activity (UDA)	
	2018	2019
April	255	415
May	1,520	2,103
June	2,386	2,721
July	3,806	3,516
August	5,568	5,027
September	6,303	6,188
October	7,897	
November	8,543	
December	9,829	
January	10,797	
February	12,465	
March	13,879	
April	14,261	
May	14,261	
June	14,261	

QUALITY

	Quantity	Base Number	Contract	AT	Region	England
% of FP17s for the same patient ID Re-attending within 3 months - Children	50	829	6.0%	10.1%	12.2%	11.6%
% of FP17s for the same patient ID Re-attending within 3 months - Adults	330	3,189	10.3%	13.7%	15.8%	15.5%
% of FP17s for the same patient ID Re-attending between 3 & 9 months - Children	604	829	72.9%	61.7%	60.3%	58.8%
% of FP17s for the same patient ID Re-attending between 3 & 9 months - Adults	2,192	3,189	68.7%	55.5%	53.5%	51.1%
% of FP17s for Band 1 Urgent Courses	289	3,803	7.6%	8.2%	9.1%	9.0%
% of FP17s Relating to Free Repair or Replacements	3	3,803	0.1%	0.8%	1.0%	0.8%
% of FP17s Relating to Continuations	47	3,803	1.2%	1.0%	1.0%	0.9%
% of Patients satisfied with the dentistry they have received	5	5	N/A	92.3%	93.6%	93.3%
% of Patients satisfied with the time they had to wait for an appointment	5	5	N/A	88.3%	89.8%	88.9%

* This is based on patients treated on this contract for their most recent course of treatment. Figures in italics indicate the base number of FP17s or Patient Questionnaire responses are less than 100. N/A is shown where the base number of responses is less than 10 during the period. % is calculated as Quantity/Base number*100

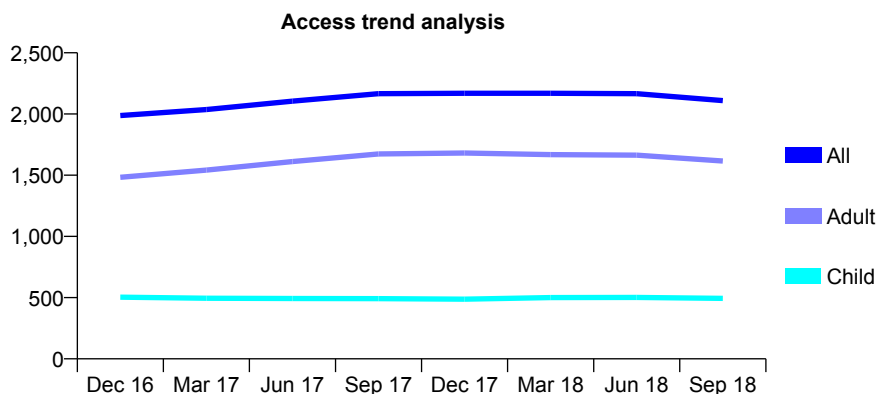
Q52 - Vital Signs At a Glance Contract Report for 852538/0001 - September 2018

Name or company name	MISS NK KHROUD
Contract type name	PDS Contract
Purpose of contract	General
Contract start date	23/05/2012
Contract end date	22/05/2022

18/19 Contracted general activity (UDA)	5,591
Carry forward general activity (UDA)	0
18/19 Contracted orthodontic activity (UOA)	0
Carry forward orthodontic activity (UOA)	0
Baseline contract value	£167,618.58

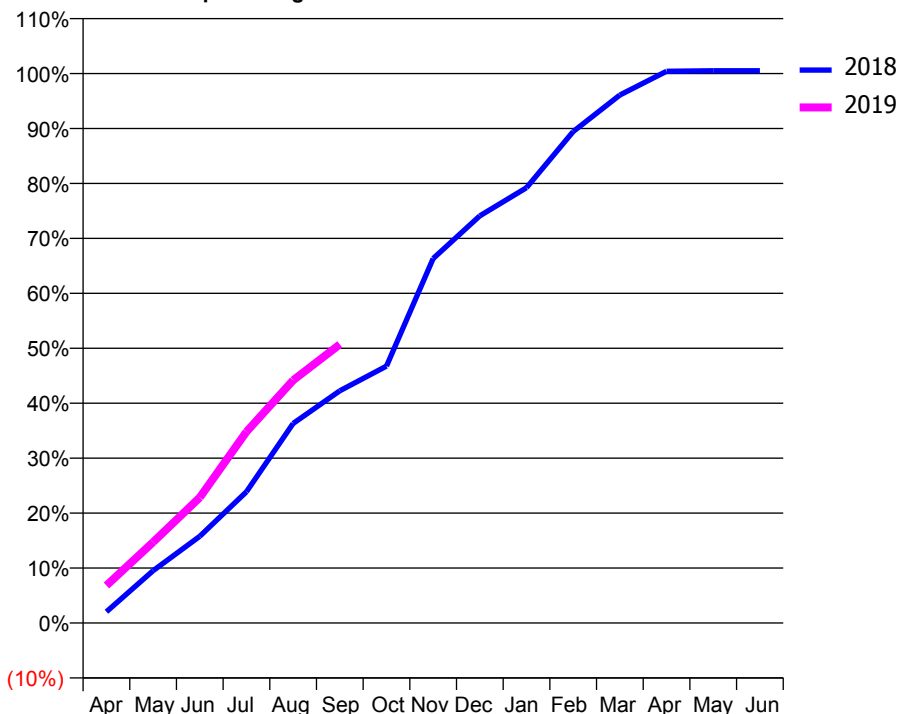
ACCESS*

Patients seen in 24 months	Total	Change since previous quarter
Quarter ending September 2017	2,166	
Quarter ending December 2017	2,169	→
Quarter ending March 2018	2,169	→
Quarter ending June 2018	2,166	→
Quarter ending September 2018	2,110	↓
Variance since September 2017	(2.6%)	↓



ACTIVITY

Cumulative percentage of contracted UDA delivered 2018 & 2019



Adjusted Scheduled Activity (UDA)		
Month	2018	2019
April	127	381
May	591	823
June	979	1,278
July	1,482	1,946
August	2,253	2,469
September	2,622	2,835
October	2,901	
November	4,116	
December	4,598	
January	4,915	
February	5,549	
March	5,962	
April	6,231	
May	6,236	
June	6,237	

QUALITY

	Quantity	Base Number	Contract	AT	Region	England
% of FP17s for the same patient ID Re-attending within 3 months - Children	136	598	22.7%	10.1%	12.2%	11.6%
% of FP17s for the same patient ID Re-attending within 3 months - Adults	96	1,157	8.3%	13.7%	15.8%	15.5%
% of FP17s for the same patient ID Re-attending between 3 & 9 months - Children	365	598	61.0%	61.7%	60.3%	58.8%
% of FP17s for the same patient ID Re-attending between 3 & 9 months - Adults	806	1,157	69.7%	55.5%	53.5%	51.1%
% of FP17s for Band 1 Urgent Courses	34	1,600	2.1%	8.2%	9.1%	9.0%
% of FP17s Relating to Free Repair or Replacements	14	1,600	0.9%	0.8%	1.0%	0.8%
% of FP17s Relating to Continuations	5	1,600	0.3%	1.0%	1.0%	0.9%
% of Patients satisfied with the dentistry they have received	0	0	N/A	92.3%	93.6%	93.3%
% of Patients satisfied with the time they had to wait for an appointment	0	0	N/A	88.3%	89.8%	88.9%

* This is based on patients treated on this contract for their most recent course of treatment. Figures in italics indicate the base number of FP17s or Patient Questionnaire responses are less than 100. N/A is shown where the base number of responses is less than 10 during the period. % is calculated as Quantity/Base number*100

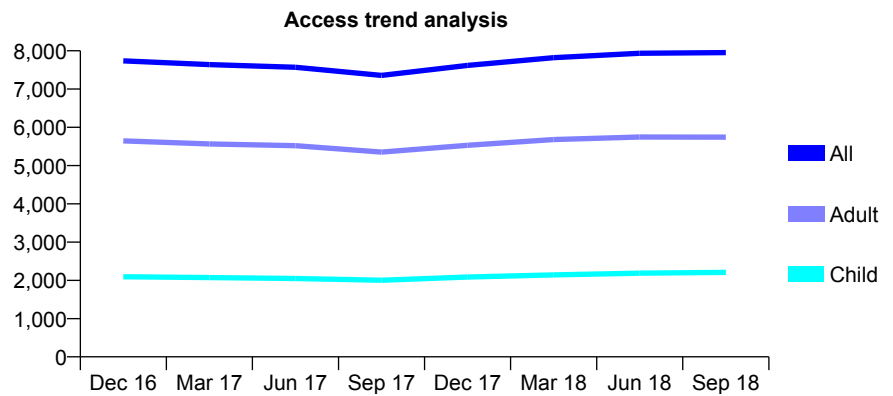
Q52 - Vital Signs At a Glance Contract Report for 854093/0001 - September 2018

Name or company name	MR A HUSSAIN
Contract type name	GDS Contract
Purpose of contract	General
Contract start date	01/04/2006
Contract end date	

18/19 Contracted general activity (UDA)	21,783
Carry forward general activity (UDA)	0
18/19 Contracted orthodontic activity (UOA)	0
Carry forward orthodontic activity (UOA)	0
Baseline contract value	£819,737.54

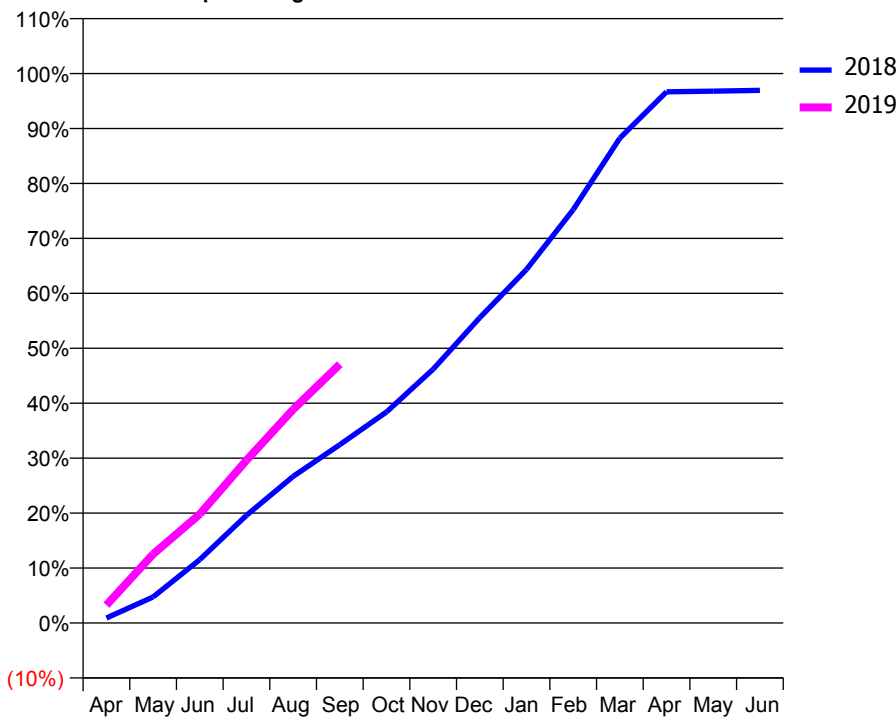
ACCESS*

Patients seen in 24 months	Total	Change since previous quarter
Quarter ending September 2017	7,356	
Quarter ending December 2017	7,617	↑
Quarter ending March 2018	7,821	↑
Quarter ending June 2018	7,934	→
Quarter ending September 2018	7,954	→
Variance since September 2017	8.1%	↑



ACTIVITY

Cumulative percentage of contracted UDA delivered 2018 & 2019



Month	Adjusted Scheduled Activity (UDA)	
	2018	2019
April	197	714
May	1,036	2,728
June	2,516	4,318
July	4,269	6,449
August	5,811	8,467
September	7,070	10,260
October	8,364	
November	10,063	
December	12,107	
January	14,015	
February	16,386	
March	19,221	
April	21,057	
May	21,082	
June	21,114	

QUALITY

	Quantity	Base Number	Contract	AT	Region	England
% of FP17s for the same patient ID Re-attending within 3 months - Children	156	1,792	8.7%	10.1%	12.2%	11.6%
% of FP17s for the same patient ID Re-attending within 3 months - Adults	652	4,200	15.5%	13.7%	15.8%	15.5%
% of FP17s for the same patient ID Re-attending between 3 & 9 months - Children	1,094	1,792	61.0%	61.7%	60.3%	58.8%
% of FP17s for the same patient ID Re-attending between 3 & 9 months - Adults	2,272	4,200	54.1%	55.5%	53.5%	51.1%
% of FP17s for Band 1 Urgent Courses	506	5,381	9.4%	8.2%	9.1%	9.0%
% of FP17s Relating to Free Repair or Replacements	32	5,381	0.6%	0.8%	1.0%	0.8%
% of FP17s Relating to Continuations	20	5,381	0.4%	1.0%	1.0%	0.9%
% of Patients satisfied with the dentistry they have received	9	10	90.0%	92.3%	93.6%	93.3%
% of Patients satisfied with the time they had to wait for an appointment	10	10	100.0%	88.3%	89.8%	88.9%

* This is based on patients treated on this contract for their most recent course of treatment. Figures in italics indicate the base number of FP17s or Patient Questionnaire responses are less than 100. N/A is shown where the base number of responses is less than 10 during the period. % is calculated as Quantity/Base number*100

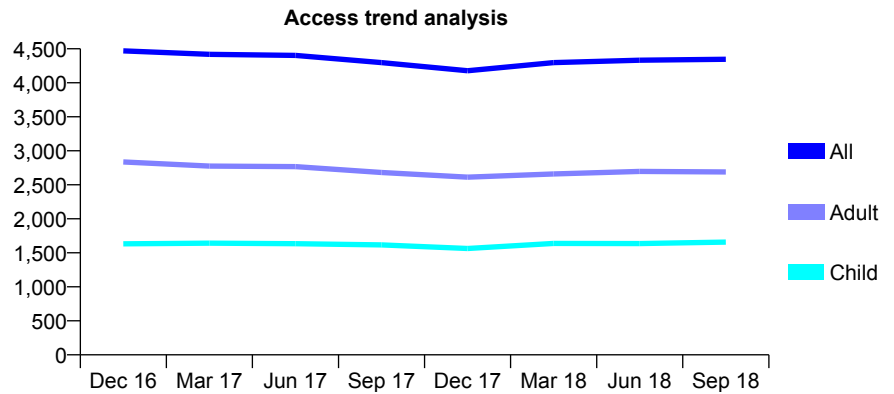
Q52 - Vital Signs At a Glance Contract Report for 854093/0005 - September 2018

Name or company name	MR A HUSSAIN
Contract type name	GDS Contract
Purpose of contract	General
Contract start date	06/10/2012
Contract end date	

18/19 Contracted general activity (UDA)	15,340
Carry forward general activity (UDA)	0
18/19 Contracted orthodontic activity (UOA)	0
Carry forward orthodontic activity (UOA)	0
Baseline contract value	£491,750.90

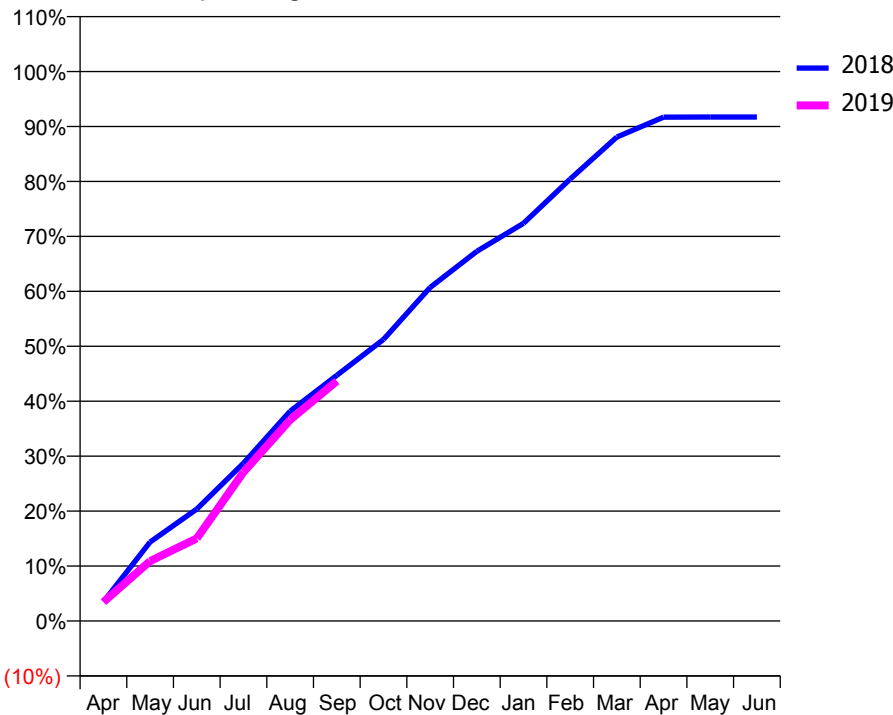
ACCESS*

Patients seen in 24 months	Total	Change since previous quarter
Quarter ending September 2017	4,297	
Quarter ending December 2017	4,177	↓
Quarter ending March 2018	4,298	↑
Quarter ending June 2018	4,333	→
Quarter ending September 2018	4,347	→
Variance since September 2017	1.2%	→



ACTIVITY

Cumulative percentage of contracted UDA delivered 2018 & 2019



Month	Adjusted Scheduled Activity (UDA)	
	2018	2019
April	552	532
May	2,270	1,674
June	3,218	2,305
July	4,533	4,158
August	6,028	5,615
September	7,061	6,700
October	8,091	
November	9,585	
December	10,623	
January	11,425	
February	12,699	
March	13,907	
April	14,477	
May	14,479	
June	14,479	

QUALITY

	Quantity	Base Number	Contract	AT	Region	England
% of FP17s for the same patient ID Re-attending within 3 months - Children	149	1,357	11.0%	10.1%	12.2%	11.6%
% of FP17s for the same patient ID Re-attending within 3 months - Adults	307	2,061	14.9%	13.7%	15.8%	15.5%
% of FP17s for the same patient ID Re-attending between 3 & 9 months - Children	735	1,357	54.2%	61.7%	60.3%	58.8%
% of FP17s for the same patient ID Re-attending between 3 & 9 months - Adults	1,055	2,061	51.2%	55.5%	53.5%	51.1%
% of FP17s for Band 1 Urgent Courses	250	3,208	7.8%	8.2%	9.1%	9.0%
% of FP17s Relating to Free Repair or Replacements	5	3,208	0.2%	0.8%	1.0%	0.8%
% of FP17s Relating to Continuations	23	3,208	0.7%	1.0%	1.0%	0.9%
% of Patients satisfied with the dentistry they have received	1	1	N/A	92.3%	93.6%	93.3%
% of Patients satisfied with the time they had to wait for an appointment	1	1	N/A	88.3%	89.8%	88.9%

* This is based on patients treated on this contract for their most recent course of treatment. Figures in italics indicate the base number of FP17s or Patient Questionnaire responses are less than 100. N/A is shown where the base number of responses is less than 10 during the period. % is calculated as Quantity/Base number*100

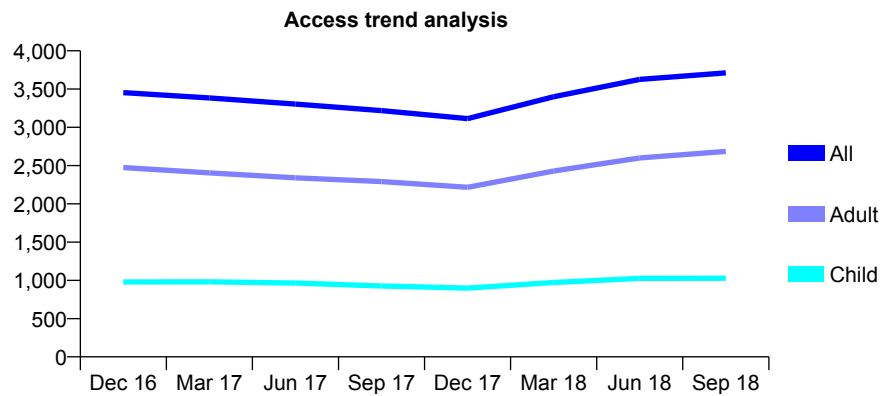
Q52 - Vital Signs At a Glance Contract Report for 854093/0006 - September 2018

Name or company name	MR A HUSSAIN
Contract type name	GDS Contract
Purpose of contract	General
Contract start date	01/02/2013
Contract end date	

18/19 Contracted general activity (UDA)	10,865
Carry forward general activity (UDA)	0
18/19 Contracted orthodontic activity (UOA)	0
Carry forward orthodontic activity (UOA)	0
Baseline contract value	£354,544.95

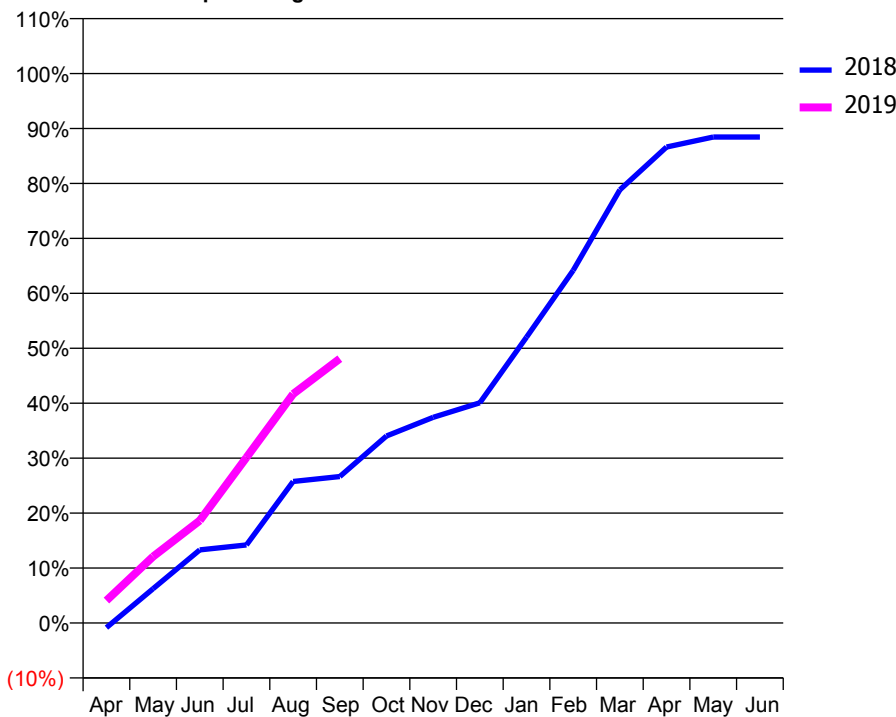
ACCESS*

Patients seen in 24 months	Total	Change since previous quarter
Quarter ending September 2017	3,218	
Quarter ending December 2017	3,114	↓
Quarter ending March 2018	3,400	↑
Quarter ending June 2018	3,626	↑
Quarter ending September 2018	3,712	↑
Variance since September 2017	15.4%	↑



ACTIVITY

Cumulative percentage of contracted UDA delivered 2018 & 2019



Month	Adjusted Scheduled Activity (UDA)	
	2018	2019
April	-93	445
May	679	1,316
June	1,447	2,027
July	1,543	3,273
August	2,799	4,528
September	2,897	5,227
October	3,697	
November	4,066	
December	4,355	
January	5,652	
February	6,972	
March	8,565	
April	9,411	
May	9,609	
June	9,609	

QUALITY

	Quantity	Base Number	Contract	AT	Region	England
% of FP17s for the same patient ID Re-attending within 3 months - Children	80	889	9.0%	10.1%	12.2%	11.6%
% of FP17s for the same patient ID Re-attending within 3 months - Adults	373	2,242	16.6%	13.7%	15.8%	15.5%
% of FP17s for the same patient ID Re-attending between 3 & 9 months - Children	506	889	56.9%	61.7%	60.3%	58.8%
% of FP17s for the same patient ID Re-attending between 3 & 9 months - Adults	1,131	2,242	50.4%	55.5%	53.5%	51.1%
% of FP17s for Band 1 Urgent Courses	270	2,781	9.7%	8.2%	9.1%	9.0%
% of FP17s Relating to Free Repair or Replacements	44	2,781	1.6%	0.8%	1.0%	0.8%
% of FP17s Relating to Continuations	20	2,781	0.7%	1.0%	1.0%	0.9%
% of Patients satisfied with the dentistry they have received	0	0	N/A	92.3%	93.6%	93.3%
% of Patients satisfied with the time they had to wait for an appointment	0	0	N/A	88.3%	89.8%	88.9%

* This is based on patients treated on this contract for their most recent course of treatment. Figures in italics indicate the base number of FP17s or Patient Questionnaire responses are less than 100. N/A is shown where the base number of responses is less than 10 during the period. % is calculated as Quantity/Base number*100

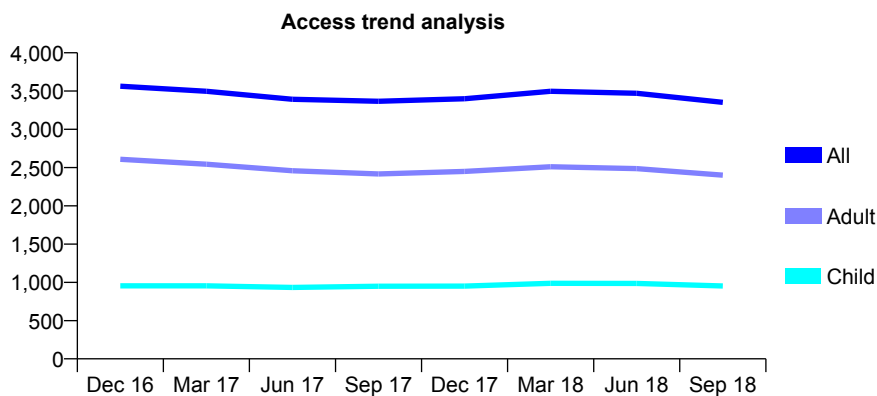
Q52 - Vital Signs At a Glance Contract Report for 854549/0002 - September 2018

Name or company name	MR N THAKKER
Contract type name	GDS Contract
Purpose of contract	General
Contract start date	02/11/2009
Contract end date	

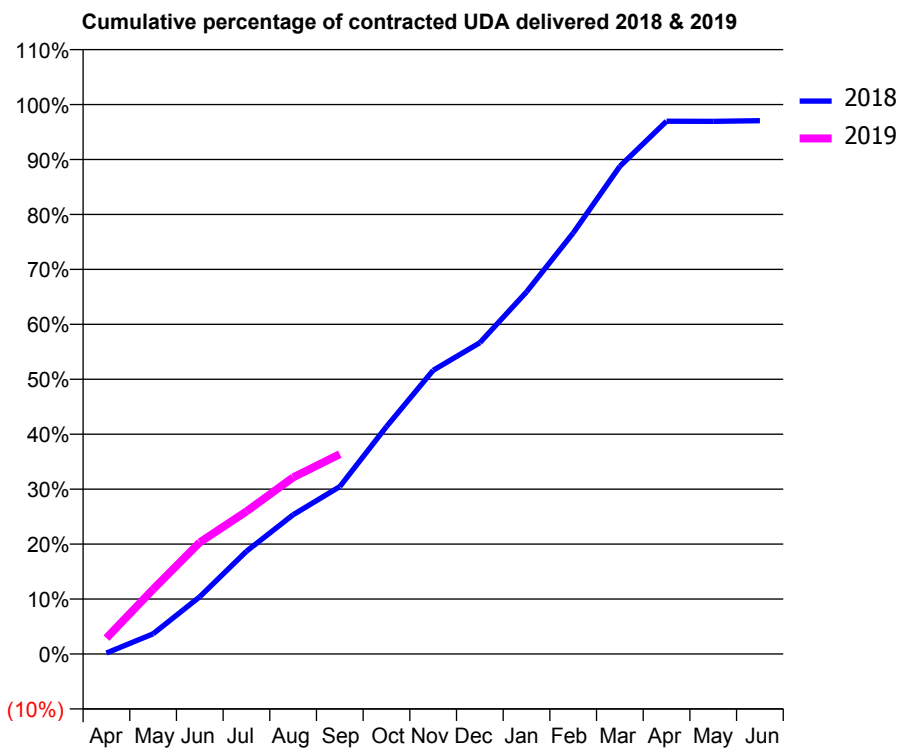
18/19 Contracted general activity (UDA)	14,000
Carry forward general activity (UDA)	0
18/19 Contracted orthodontic activity (UOA)	0
Carry forward orthodontic activity (UOA)	0
Baseline contract value	£334,122.87

ACCESS*

Patients seen in 24 months	Total	Change since previous quarter
Quarter ending September 2017	3,366	
Quarter ending December 2017	3,400	→
Quarter ending March 2018	3,498	↑
Quarter ending June 2018	3,471	→
Quarter ending September 2018	3,352	↓
Variance since September 2017	(0.4%)	→



ACTIVITY



Adjusted Scheduled Activity (UDA)		
Month	2018	2019
April	24	404
May	515	1,651
June	1,459	2,845
July	2,617	3,635
August	3,548	4,500
September	4,265	5,091
October	5,794	
November	7,230	
December	7,931	
January	9,227	
February	10,727	
March	12,426	
April	13,573	
May	13,572	
June	13,589	

QUALITY

	Quantity	Base Number	Contract	AT	Region	England
% of FP17s for the same patient ID Re-attending within 3 months - Children	61	672	9.1%	10.1%	12.2%	11.6%
% of FP17s for the same patient ID Re-attending within 3 months - Adults	234	1,628	14.4%	13.7%	15.8%	15.5%
% of FP17s for the same patient ID Re-attending between 3 & 9 months - Children	430	672	64.0%	61.7%	60.3%	58.8%
% of FP17s for the same patient ID Re-attending between 3 & 9 months - Adults	1,049	1,628	64.4%	55.5%	53.5%	51.1%
% of FP17s for Band 1 Urgent Courses	53	1,959	2.7%	8.2%	9.1%	9.0%
% of FP17s Relating to Free Repair or Replacements	39	1,959	2.0%	0.8%	1.0%	0.8%
% of FP17s Relating to Continuations	13	1,959	0.7%	1.0%	1.0%	0.9%
% of Patients satisfied with the dentistry they have received	5	7	N/A	92.3%	93.6%	93.3%
% of Patients satisfied with the time they had to wait for an appointment	7	7	N/A	88.3%	89.8%	88.9%

* This is based on patients treated on this contract for their most recent course of treatment. Figures in italics indicate the base number of FP17s or Patient Questionnaire responses are less than 100. N/A is shown where the base number of responses is less than 10 during the period. % is calculated as Quantity/Base number*100

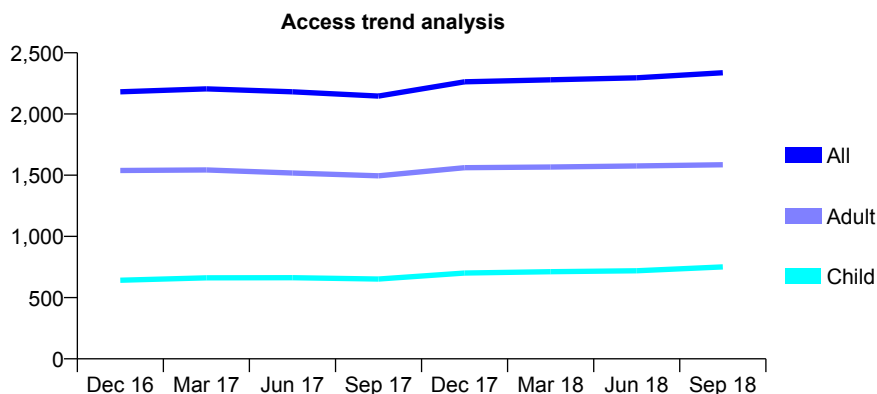
Q52 - Vital Signs At a Glance Contract Report for 854549/0003 - September 2018

Name or company name	Mr S Bedford
Contract type name	GDS Contract
Purpose of contract	General
Contract start date	01/03/2010
Contract end date	

18/19 Contracted general activity (UDA)	7,000
Carry forward general activity (UDA)	0
18/19 Contracted orthodontic activity (UOA)	0
Carry forward orthodontic activity (UOA)	0
Baseline contract value	£170,842.90

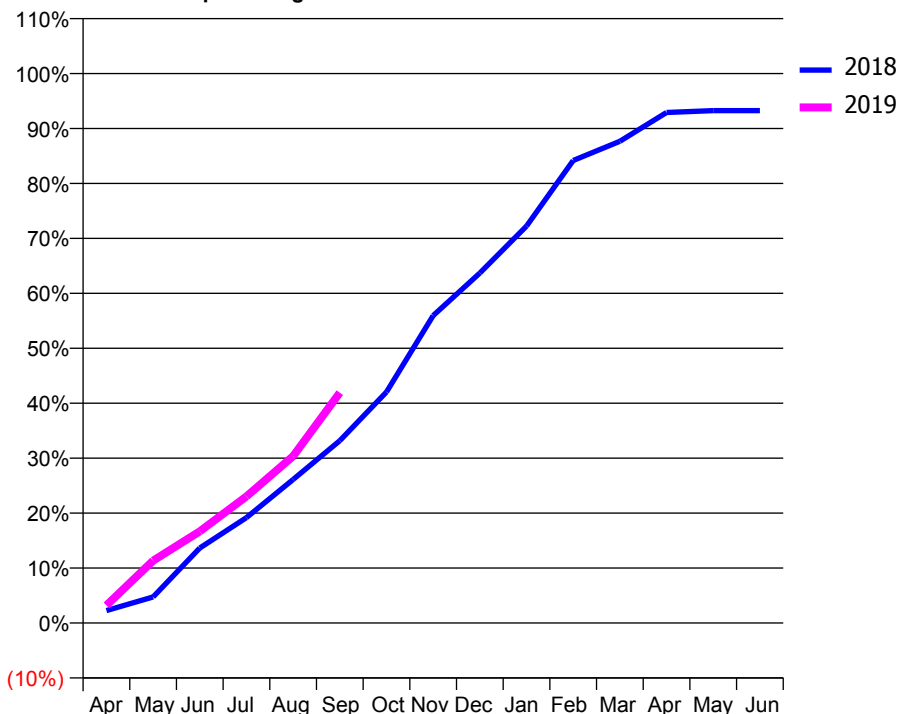
ACCESS*

Patients seen in 24 months	Total	Change since previous quarter
Quarter ending September 2017	2,147	
Quarter ending December 2017	2,263	↑
Quarter ending March 2018	2,279	→
Quarter ending June 2018	2,296	→
Quarter ending September 2018	2,337	→
Variance since September 2017	8.8%	↑



ACTIVITY

Cumulative percentage of contracted UDA delivered 2018 & 2019



Adjusted Scheduled Activity (UDA)

Month	2018	2019
April	158	225
May	332	793
June	956	1,168
July	1,344	1,613
August	1,828	2,126
September	2,323	2,934
October	2,943	
November	3,916	
December	4,458	
January	5,056	
February	5,891	
March	6,137	
April	6,503	
May	6,527	
June	6,527	

QUALITY

	Quantity	Base Number	Contract	AT	Region	England
% of FP17s for the same patient ID Re-attending within 3 months - Children	29	547	5.3%	10.1%	12.2%	11.6%
% of FP17s for the same patient ID Re-attending within 3 months - Adults	141	1,143	12.3%	13.7%	15.8%	15.5%
% of FP17s for the same patient ID Re-attending between 3 & 9 months - Children	314	547	57.4%	61.7%	60.3%	58.8%
% of FP17s for the same patient ID Re-attending between 3 & 9 months - Adults	719	1,143	62.9%	55.5%	53.5%	51.1%
% of FP17s for Band 1 Urgent Courses	69	1,434	4.8%	8.2%	9.1%	9.0%
% of FP17s Relating to Free Repair or Replacements	13	1,434	0.9%	0.8%	1.0%	0.8%
% of FP17s Relating to Continuations	12	1,434	0.8%	1.0%	1.0%	0.9%
% of Patients satisfied with the dentistry they have received	1	1	N/A	92.3%	93.6%	93.3%
% of Patients satisfied with the time they had to wait for an appointment	1	1	N/A	88.3%	89.8%	88.9%

* This is based on patients treated on this contract for their most recent course of treatment. Figures in italics indicate the base number of FP17s or Patient Questionnaire responses are less than 100. N/A is shown where the base number of responses is less than 10 during the period. % is calculated as Quantity/Base number*100

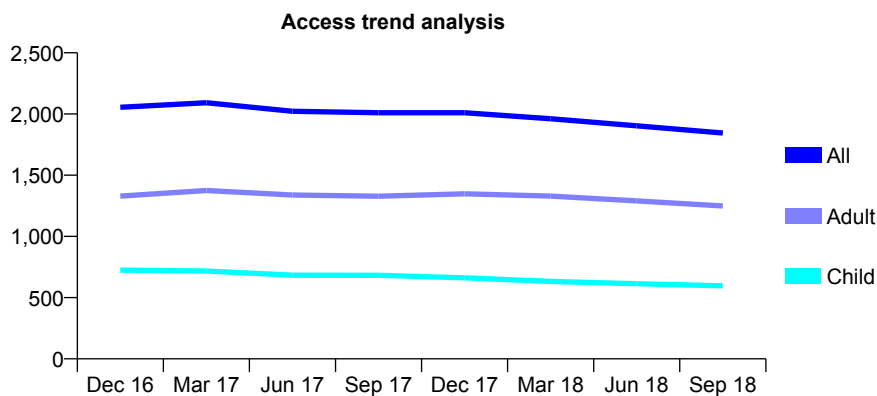
Q52 - Vital Signs At a Glance Contract Report for 855464/0004 - September 2018

Name or company name	MR JA KHAN
Contract type name	GDS Contract
Purpose of contract	General
Contract start date	29/08/2012
Contract end date	

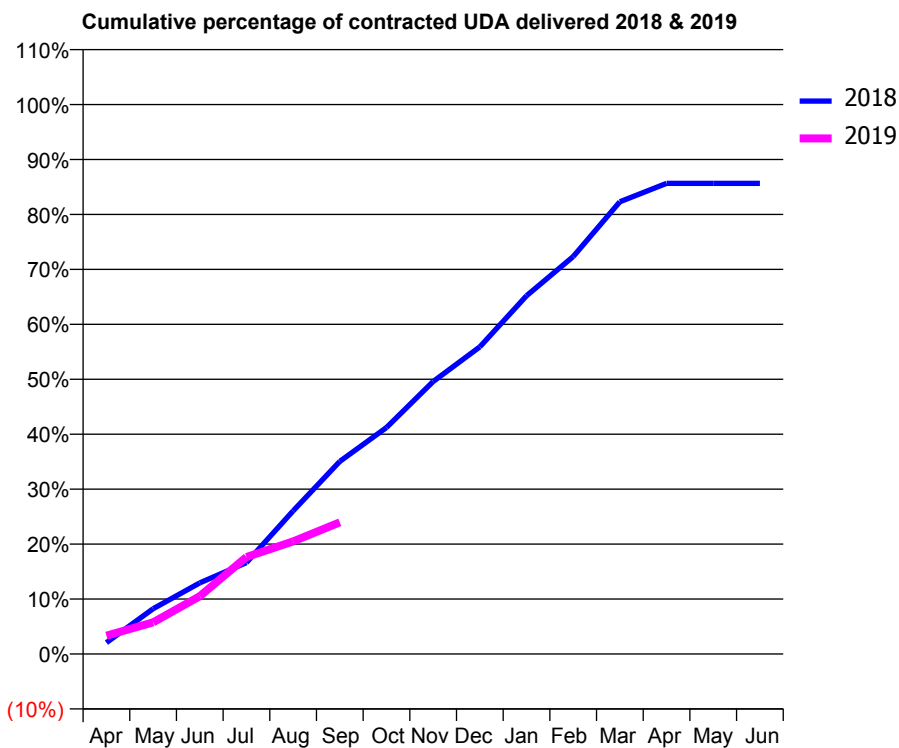
18/19 Contracted general activity (UDA)	5,250
Carry forward general activity (UDA)	0
18/19 Contracted orthodontic activity (UOA)	0
Carry forward orthodontic activity (UOA)	0
Baseline contract value	£142,637.72

ACCESS*

Patients seen in 24 months	Total	Change since previous quarter
Quarter ending September 2017	2,010	
Quarter ending December 2017	2,010	→
Quarter ending March 2018	1,961	↓
Quarter ending June 2018	1,904	↓
Quarter ending September 2018	1,845	↓
Variance since September 2017	(8.2%)	↓



ACTIVITY



Month	Adjusted Scheduled Activity (UDA)	
	2018	2019
April	109	176
May	433	303
June	679	552
July	873	927
August	1,368	1,076
September	1,841	1,258
October	2,163	
November	2,603	
December	2,935	
January	3,423	
February	3,797	
March	4,321	
April	4,497	
May	4,497	
June	4,497	

QUALITY

	Quantity	Base Number	Contract	AT	Region	England
% of FP17s for the same patient ID Re-attending within 3 months - Children	25	461	5.4%	10.1%	12.2%	11.6%
% of FP17s for the same patient ID Re-attending within 3 months - Adults	34	476	7.1%	13.7%	15.8%	15.5%
% of FP17s for the same patient ID Re-attending between 3 & 9 months - Children	327	461	70.9%	61.7%	60.3%	58.8%
% of FP17s for the same patient ID Re-attending between 3 & 9 months - Adults	174	476	36.6%	55.5%	53.5%	51.1%
% of FP17s for Band 1 Urgent Courses	175	855	20.5%	8.2%	9.1%	9.0%
% of FP17s Relating to Free Repair or Replacements	0	855	0.0%	0.8%	1.0%	0.8%
% of FP17s Relating to Continuations	0	855	0.0%	1.0%	1.0%	0.9%
% of Patients satisfied with the dentistry they have received	0	0	N/A	92.3%	93.6%	93.3%
% of Patients satisfied with the time they had to wait for an appointment	0	0	N/A	88.3%	89.8%	88.9%

* This is based on patients treated on this contract for their most recent course of treatment. Figures in italics indicate the base number of FP17s or Patient Questionnaire responses are less than 100. N/A is shown where the base number of responses is less than 10 during the period. % is calculated as Quantity/Base number*100

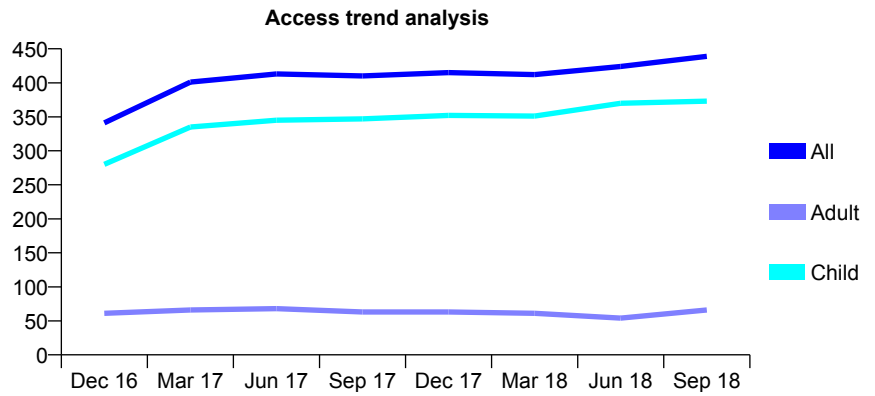
Q52 - Vital Signs At a Glance Contract Report for 857564/0001 - September 2018

Name or company name	MR OD HIGGS
Contract type name	GDS Contract
Purpose of contract	General
Contract start date	15/09/2006
Contract end date	

18/19 Contracted general activity (UDA)	806
Carry forward general activity (UDA)	0
18/19 Contracted orthodontic activity (UOA)	0
Carry forward orthodontic activity (UOA)	0
Baseline contract value	£24,257.90

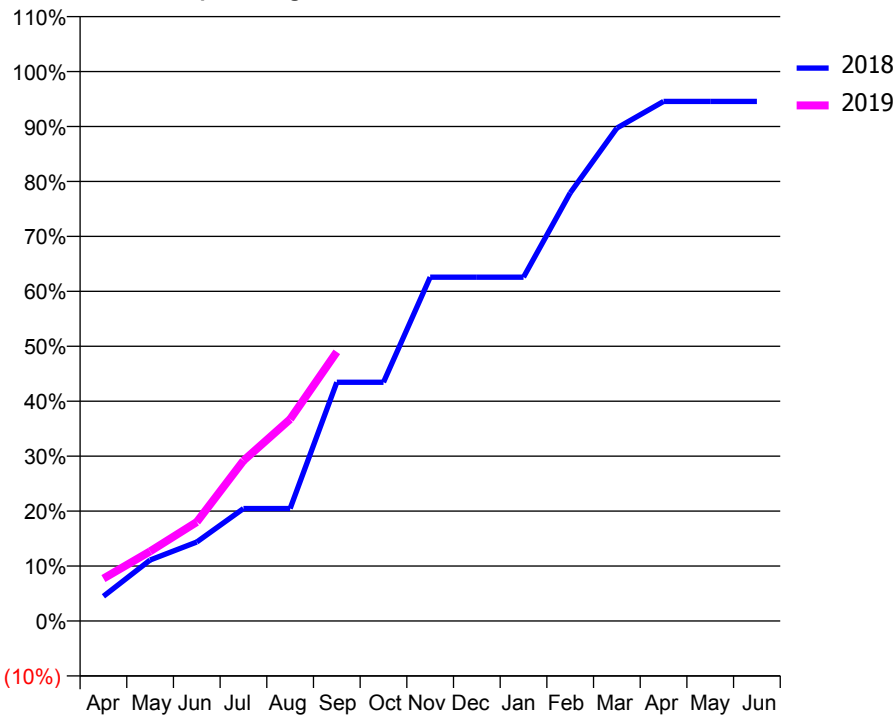
ACCESS*

Patients seen in 24 months	Total	Change since previous quarter
Quarter ending September 2017	410	
Quarter ending December 2017	415	→
Quarter ending March 2018	412	→
Quarter ending June 2018	424	↑
Quarter ending September 2018	439	↑
Variance since September 2017	7.1%	↑



ACTIVITY

Cumulative percentage of contracted UDA delivered 2018 & 2019



Month	Adjusted Scheduled Activity (UDA)	
	2018	2019
April	36	62
May	89	102
June	116	145
July	165	235
August	165	296
September	350	395
October	350	
November	504	
December	504	
January	504	
February	628	
March	723	
April	762	
May	762	
June	762	

QUALITY

	Quantity	Base Number	Contract	AT	Region	England
% of FP17s for the same patient ID Re-attending within 3 months - Children	19	321	5.9%	10.1%	12.2%	11.6%
% of FP17s for the same patient ID Re-attending within 3 months - Adults	2	18	<i>11.1%</i>	13.7%	15.8%	15.5%
% of FP17s for the same patient ID Re-attending between 3 & 9 months - Children	167	321	52.0%	61.7%	60.3%	58.8%
% of FP17s for the same patient ID Re-attending between 3 & 9 months - Adults	9	18	<i>50.0%</i>	55.5%	53.5%	51.1%
% of FP17s for Band 1 Urgent Courses	9	316	2.8%	8.2%	9.1%	9.0%
% of FP17s Relating to Free Repair or Replacements	0	316	0.0%	0.8%	1.0%	0.8%
% of FP17s Relating to Continuations	0	316	0.0%	1.0%	1.0%	0.9%
% of Patients satisfied with the dentistry they have received	0	0	N/A	92.3%	93.6%	93.3%
% of Patients satisfied with the time they had to wait for an appointment	0	0	N/A	88.3%	89.8%	88.9%

* This is based on patients treated on this contract for their most recent course of treatment. Figures in italics indicate the base number of FP17s or Patient Questionnaire responses are less than 100. N/A is shown where the base number of responses is less than 10 during the period. % is calculated as Quantity/Base number*100

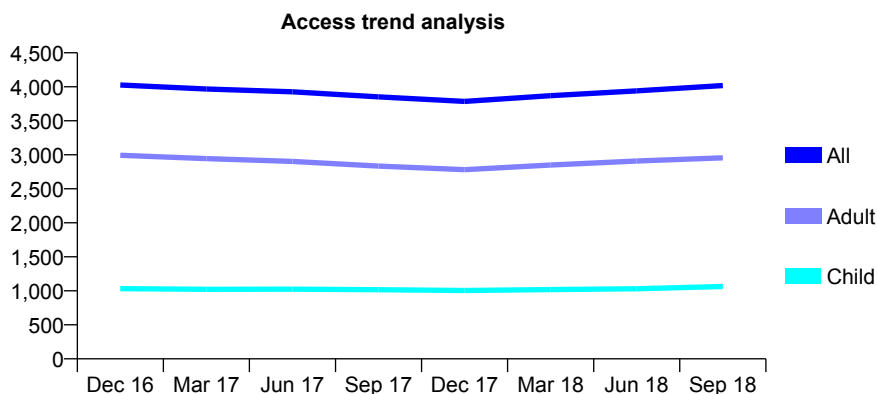
Q52 - Vital Signs At a Glance Contract Report for 905755/0001 - September 2018

Name or company name	MR FN MACPHERSON
Contract type name	GDS Contract
Purpose of contract	General
Contract start date	01/04/2006
Contract end date	

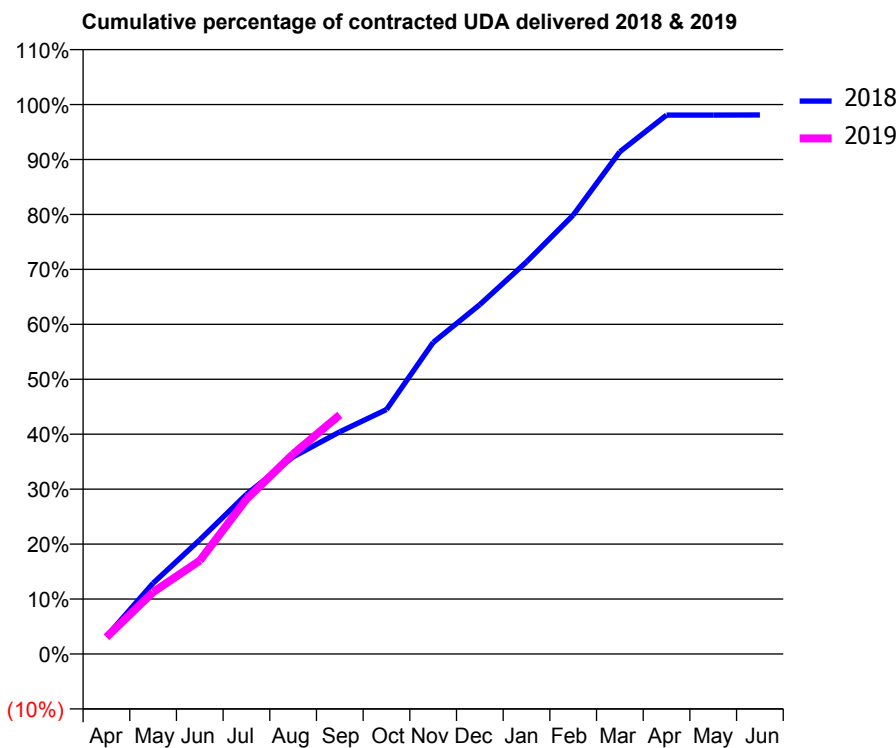
18/19 Contracted general activity (UDA)	10,626
Carry forward general activity (UDA)	0
18/19 Contracted orthodontic activity (UOA)	0
Carry forward orthodontic activity (UOA)	0
Baseline contract value	£267,447.20

ACCESS*

Patients seen in 24 months	Total	Change since previous quarter
Quarter ending September 2017	3,851	
Quarter ending December 2017	3,786	↓
Quarter ending March 2018	3,869	↑
Quarter ending June 2018	3,940	→
Quarter ending September 2018	4,019	↑
Variance since September 2017	4.4%	↑



ACTIVITY



Month	Adjusted Scheduled Activity (UDA)	
	2018	2019
April	340	326
May	1,370	1,197
June	2,208	1,807
July	3,087	2,995
August	3,813	3,870
September	4,297	4,625
October	4,729	
November	6,024	
December	6,756	
January	7,583	
February	8,486	
March	9,713	
April	10,421	
May	10,422	
June	10,425	

QUALITY

	Quantity	Base Number	Contract	AT	Region	England
% of FP17s for the same patient ID Re-attending within 3 months - Children	49	835	5.9%	10.1%	12.2%	11.6%
% of FP17s for the same patient ID Re-attending within 3 months - Adults	478	2,471	19.3%	13.7%	15.8%	15.5%
% of FP17s for the same patient ID Re-attending between 3 & 9 months - Children	517	835	61.9%	61.7%	60.3%	58.8%
% of FP17s for the same patient ID Re-attending between 3 & 9 months - Adults	1,409	2,471	57.0%	55.5%	53.5%	51.1%
% of FP17s for Band 1 Urgent Courses	320	3,012	10.6%	8.2%	9.1%	9.0%
% of FP17s Relating to Free Repair or Replacements	24	3,012	0.8%	0.8%	1.0%	0.8%
% of FP17s Relating to Continuations	42	3,012	1.4%	1.0%	1.0%	0.9%
% of Patients satisfied with the dentistry they have received	1	1	N/A	92.3%	93.6%	93.3%
% of Patients satisfied with the time they had to wait for an appointment	1	1	N/A	88.3%	89.8%	88.9%

* This is based on patients treated on this contract for their most recent course of treatment. Figures in italics indicate the base number of FP17s or Patient Questionnaire responses are less than 100. N/A is shown where the base number of responses is less than 10 during the period. % is calculated as Quantity/Base number*100

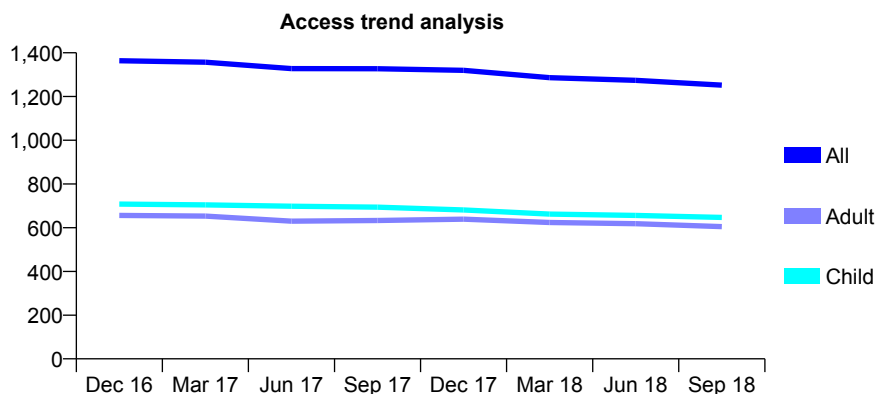
Q52 - Vital Signs At a Glance Contract Report for 911291/0001 - September 2018

Name or company name	MR JG PEARSON
Contract type name	GDS Contract
Purpose of contract	General
Contract start date	01/04/2006
Contract end date	

18/19 Contracted general activity (UDA)	5,000
Carry forward general activity (UDA)	0
18/19 Contracted orthodontic activity (UOA)	0
Carry forward orthodontic activity (UOA)	0
Baseline contract value	£117,662.52

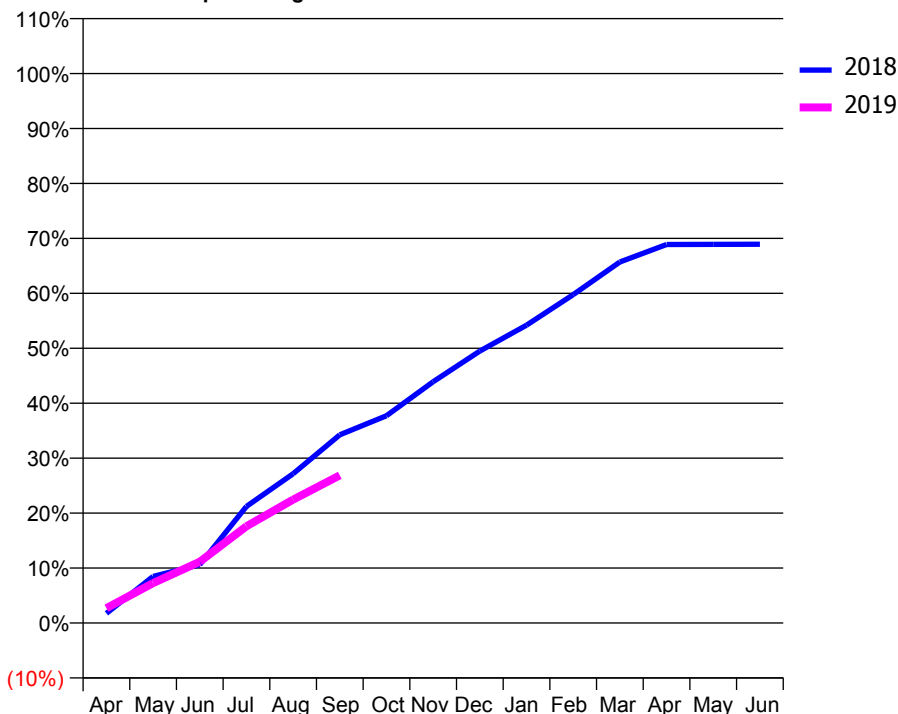
ACCESS*

Patients seen in 24 months	Total	Change since previous quarter
Quarter ending September 2017	1,327	
Quarter ending December 2017	1,320	→
Quarter ending March 2018	1,286	↓
Quarter ending June 2018	1,274	→
Quarter ending September 2018	1,252	↓
Variance since September 2017	(5.7%)	↓



ACTIVITY

Cumulative percentage of contracted UDA delivered 2018 & 2019



Adjusted Scheduled Activity (UDA)

Month	2018	2019
April	88	136
May	424	363
June	531	557
July	1,061	881
August	1,358	1,122
September	1,713	1,343
October	1,886	
November	2,195	
December	2,475	
January	2,710	
February	2,987	
March	3,285	
April	3,444	
May	3,445	
June	3,446	

QUALITY

	Quantity	Base Number	Contract	AT	Region	England
% of FP17s for the same patient ID Re-attending within 3 months - Children	37	481	7.7%	10.1%	12.2%	11.6%
% of FP17s for the same patient ID Re-attending within 3 months - Adults	64	382	16.8%	13.7%	15.8%	15.5%
% of FP17s for the same patient ID Re-attending between 3 & 9 months - Children	326	481	67.8%	61.7%	60.3%	58.8%
% of FP17s for the same patient ID Re-attending between 3 & 9 months - Adults	242	382	63.4%	55.5%	53.5%	51.1%
% of FP17s for Band 1 Urgent Courses	62	774	8.0%	8.2%	9.1%	9.0%
% of FP17s Relating to Free Repair or Replacements	0	774	0.0%	0.8%	1.0%	0.8%
% of FP17s Relating to Continuations	4	774	0.5%	1.0%	1.0%	0.9%
% of Patients satisfied with the dentistry they have received	1	1	N/A	92.3%	93.6%	93.3%
% of Patients satisfied with the time they had to wait for an appointment	1	1	N/A	88.3%	89.8%	88.9%

* This is based on patients treated on this contract for their most recent course of treatment. Figures in italics indicate the base number of FP17s or Patient Questionnaire responses are less than 100. N/A is shown where the base number of responses is less than 10 during the period. % is calculated as Quantity/Base number*100

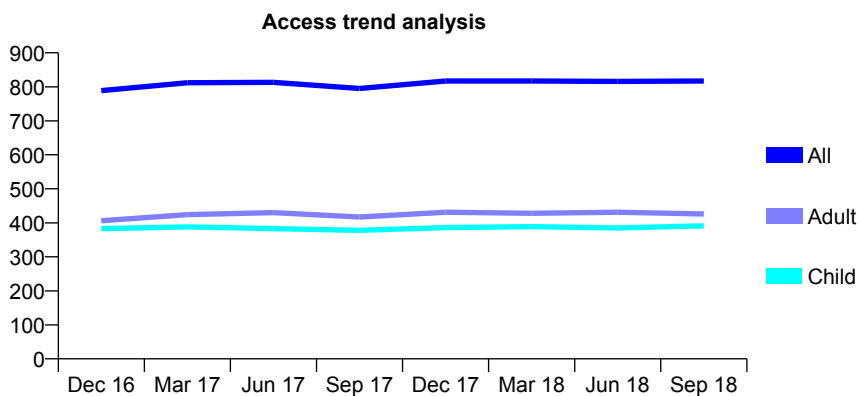
Q52 - Vital Signs At a Glance Contract Report for 913103/0001 - September 2018

Name or company name	MRS JM GRAYE
Contract type name	GDS Contract
Purpose of contract	General
Contract start date	01/04/2006
Contract end date	

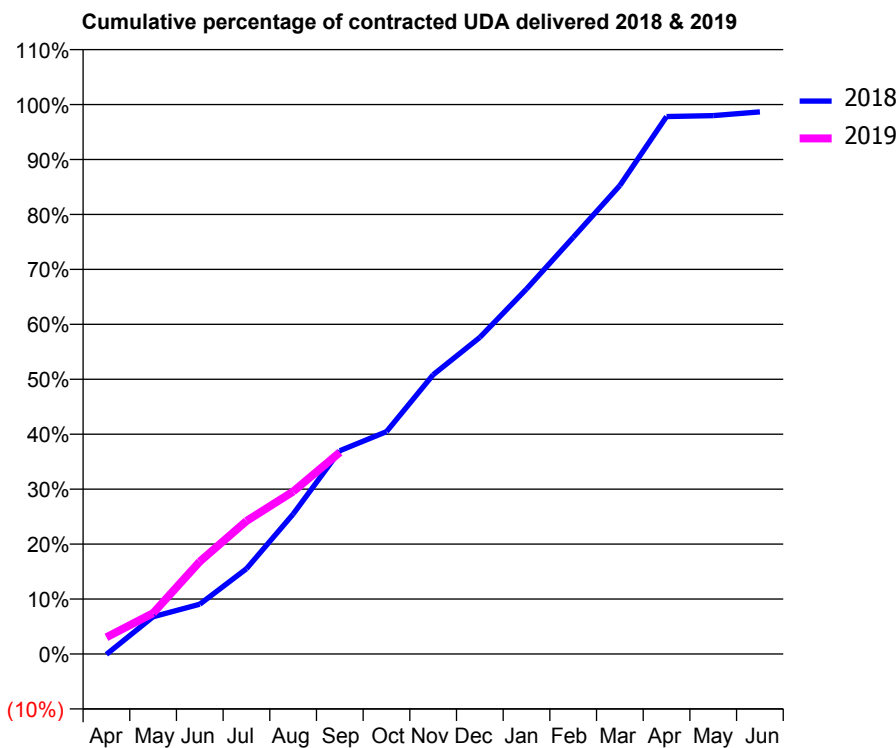
18/19 Contracted general activity (UDA)	2,419
Carry forward general activity (UDA)	0
18/19 Contracted orthodontic activity (UOA)	0
Carry forward orthodontic activity (UOA)	0
Baseline contract value	£53,701.14

ACCESS*

Patients seen in 24 months	Total	Change since previous quarter
Quarter ending September 2017	795	
Quarter ending December 2017	817	↑
Quarter ending March 2018	817	→
Quarter ending June 2018	816	→
Quarter ending September 2018	817	→
Variance since September 2017	2.8%	↑



ACTIVITY



Adjusted Scheduled Activity (UDA)		
Month	2018	2019
April	-2	74
May	164	180
June	219	407
July	376	585
August	616	715
September	895	888
October	979	
November	1,230	
December	1,394	
January	1,607	
February	1,834	
March	2,062	
April	2,366	
May	2,370	
June	2,387	

QUALITY

	Quantity	Base Number	Contract	AT	Region	England
% of FP17s for the same patient ID Re-attending within 3 months - Children	26	376	6.9%	10.1%	12.2%	11.6%
% of FP17s for the same patient ID Re-attending within 3 months - Adults	36	309	11.7%	13.7%	15.8%	15.5%
% of FP17s for the same patient ID Re-attending between 3 & 9 months - Children	289	376	76.9%	61.7%	60.3%	58.8%
% of FP17s for the same patient ID Re-attending between 3 & 9 months - Adults	190	309	61.5%	55.5%	53.5%	51.1%
% of FP17s for Band 1 Urgent Courses	19	566	3.4%	8.2%	9.1%	9.0%
% of FP17s Relating to Free Repair or Replacements	0	566	0.0%	0.8%	1.0%	0.8%
% of FP17s Relating to Continuations	0	566	0.0%	1.0%	1.0%	0.9%
% of Patients satisfied with the dentistry they have received	0	0	N/A	92.3%	93.6%	93.3%
% of Patients satisfied with the time they had to wait for an appointment	0	0	N/A	88.3%	89.8%	88.9%

* This is based on patients treated on this contract for their most recent course of treatment. Figures in italics indicate the base number of FP17s or Patient Questionnaire responses are less than 100. N/A is shown where the base number of responses is less than 10 during the period. % is calculated as Quantity/Base number*100

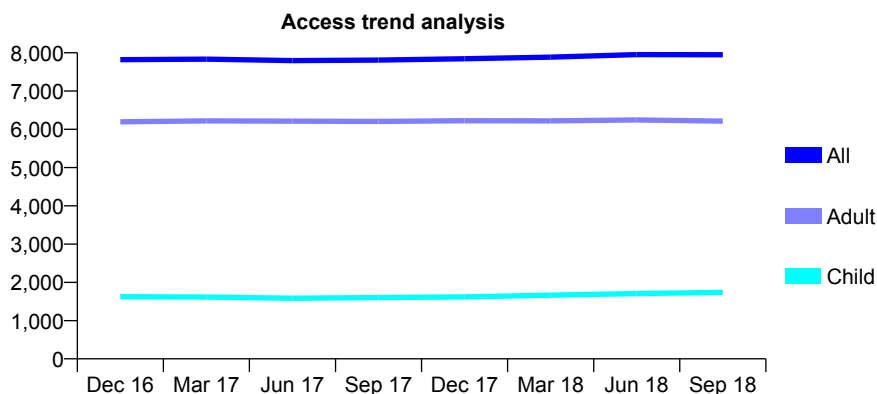
Q52 - Vital Signs At a Glance Contract Report for 914126/0001 - September 2018

Name or company name	MR RM WHITE
Contract type name	GDS Contract
Purpose of contract	General
Contract start date	01/04/2006
Contract end date	

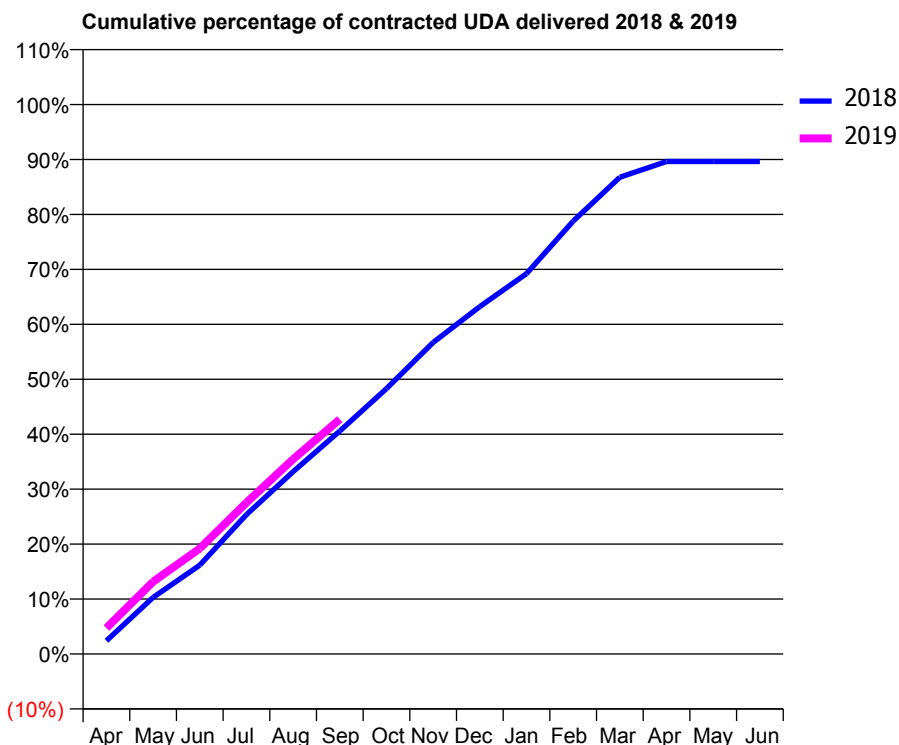
18/19 Contracted general activity (UDA)	22,295
Carry forward general activity (UDA)	0
18/19 Contracted orthodontic activity (UOA)	0
Carry forward orthodontic activity (UOA)	0
Baseline contract value	£602,412.53

ACCESS*

Patients seen in 24 months	Total	Change since previous quarter
Quarter ending September 2017	7,810	
Quarter ending December 2017	7,845	→
Quarter ending March 2018	7,886	→
Quarter ending June 2018	7,952	→
Quarter ending September 2018	7,949	→
Variance since September 2017	1.8%	→



ACTIVITY



Adjusted Scheduled Activity (UDA)		
Month	2018	2019
April	539	1,056
May	2,296	2,936
June	3,606	4,281
July	5,655	6,144
August	7,400	7,906
September	9,049	9,524
October	10,768	
November	12,641	
December	14,096	
January	15,434	
February	17,564	
March	19,346	
April	19,980	
May	19,984	
June	19,985	

QUALITY

	Quantity	Base Number	Contract	AT	Region	England
% of FP17s for the same patient ID Re-attending within 3 months - Children	69	1,337	5.2%	10.1%	12.2%	11.6%
% of FP17s for the same patient ID Re-attending within 3 months - Adults	632	4,281	14.8%	13.7%	15.8%	15.5%
% of FP17s for the same patient ID Re-attending between 3 & 9 months - Children	859	1,337	64.2%	61.7%	60.3%	58.8%
% of FP17s for the same patient ID Re-attending between 3 & 9 months - Adults	1,979	4,281	46.2%	55.5%	53.5%	51.1%
% of FP17s for Band 1 Urgent Courses	489	5,273	9.3%	8.2%	9.1%	9.0%
% of FP17s Relating to Free Repair or Replacements	63	5,273	1.2%	0.8%	1.0%	0.8%
% of FP17s Relating to Continuations	70	5,273	1.3%	1.0%	1.0%	0.9%
% of Patients satisfied with the dentistry they have received	6	7	N/A	92.3%	93.6%	93.3%
% of Patients satisfied with the time they had to wait for an appointment	6	7	N/A	88.3%	89.8%	88.9%

* This is based on patients treated on this contract for their most recent course of treatment. Figures in italics indicate the base number of FP17s or Patient Questionnaire responses are less than 100. N/A is shown where the base number of responses is less than 10 during the period. % is calculated as Quantity/Base number*100

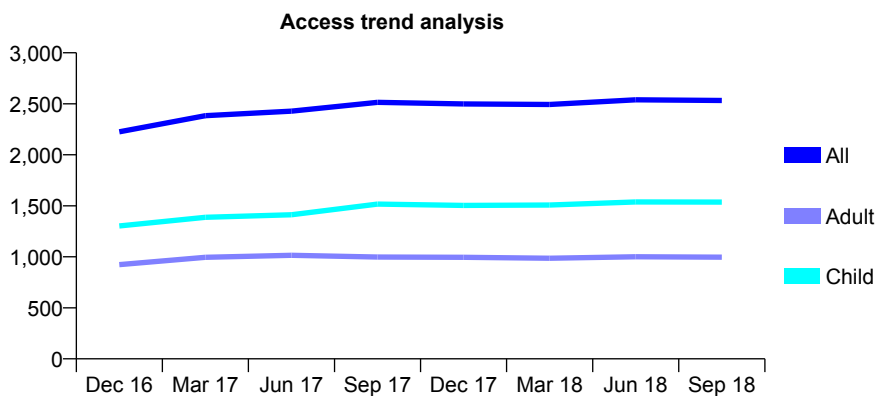
Q52 - Vital Signs At a Glance Contract Report for 914169/0001 - September 2018

Name or company name	MR DS BROWN
Contract type name	GDS Contract
Purpose of contract	General
Contract start date	01/04/2006
Contract end date	

18/19 Contracted general activity (UDA)	7,850
Carry forward general activity (UDA)	0
18/19 Contracted orthodontic activity (UOA)	0
Carry forward orthodontic activity (UOA)	0
Baseline contract value	£274,994.86

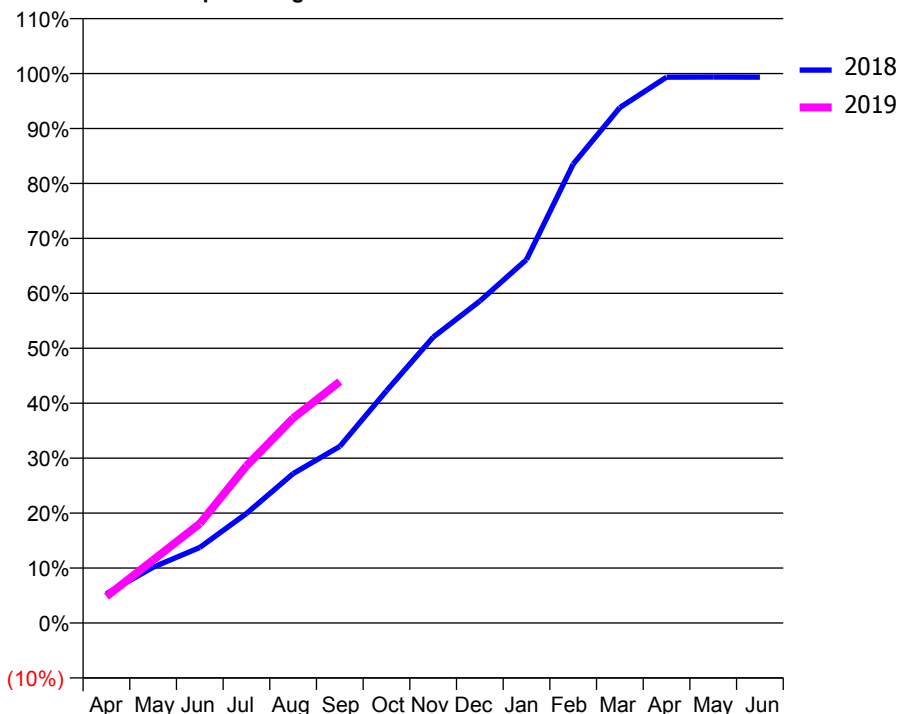
ACCESS*

Patients seen in 24 months	Total	Change since previous quarter
Quarter ending September 2017	2,515	
Quarter ending December 2017	2,499	→
Quarter ending March 2018	2,494	→
Quarter ending June 2018	2,539	→
Quarter ending September 2018	2,533	→
Variance since September 2017	0.7%	→



ACTIVITY

Cumulative percentage of contracted UDA delivered 2018 & 2019



Month	Adjusted Scheduled Activity (UDA)	
	2018	2019
April	418	380
May	798	900
June	1,080	1,420
July	1,564	2,245
August	2,134	2,927
September	2,523	3,449
October	3,318	
November	4,083	
December	4,599	
January	5,193	
February	6,556	
March	7,364	
April	7,799	
May	7,801	
June	7,799	

QUALITY

	Quantity	Base Number	Contract	AT	Region	England
% of FP17s for the same patient ID Re-attending within 3 months - Children	120	1,314	9.1%	10.1%	12.2%	11.6%
% of FP17s for the same patient ID Re-attending within 3 months - Adults	156	710	22.0%	13.7%	15.8%	15.5%
% of FP17s for the same patient ID Re-attending between 3 & 9 months - Children	882	1,314	67.1%	61.7%	60.3%	58.8%
% of FP17s for the same patient ID Re-attending between 3 & 9 months - Adults	391	710	55.1%	55.5%	53.5%	51.1%
% of FP17s for Band 1 Urgent Courses	79	1,846	4.3%	8.2%	9.1%	9.0%
% of FP17s Relating to Free Repair or Replacements	0	1,846	0.0%	0.8%	1.0%	0.8%
% of FP17s Relating to Continuations	1	1,846	0.1%	1.0%	1.0%	0.9%
% of Patients satisfied with the dentistry they have received	0	0	N/A	92.3%	93.6%	93.3%
% of Patients satisfied with the time they had to wait for an appointment	0	0	N/A	88.3%	89.8%	88.9%

* This is based on patients treated on this contract for their most recent course of treatment. Figures in italics indicate the base number of FP17s or Patient Questionnaire responses are less than 100. N/A is shown where the base number of responses is less than 10 during the period. % is calculated as Quantity/Base number*100

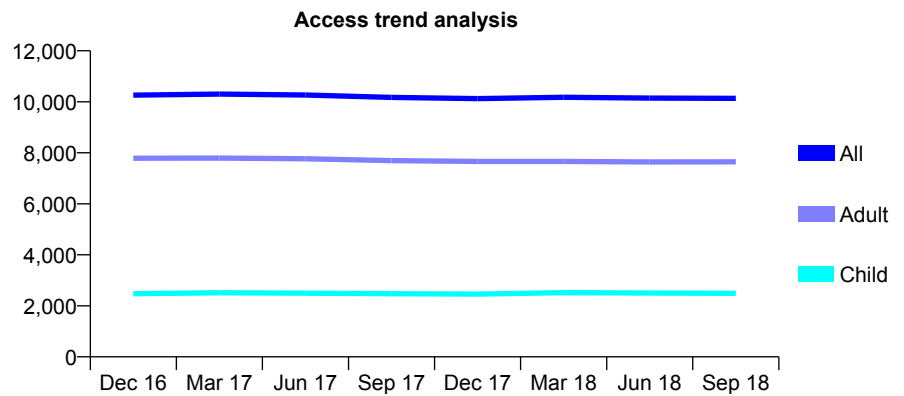
Q52 - Vital Signs At a Glance Contract Report for 915017/0001 - September 2018

Name or company name	MR JP HENDRON
Contract type name	Pilot Contract
Purpose of contract	General
Contract start date	01/04/2006
Contract end date	

18/19 Contracted general activity (UDA)	30,060
Carry forward general activity (UDA)	0
18/19 Contracted orthodontic activity (UOA)	0
Carry forward orthodontic activity (UOA)	0
Baseline contract value	£924,737.63

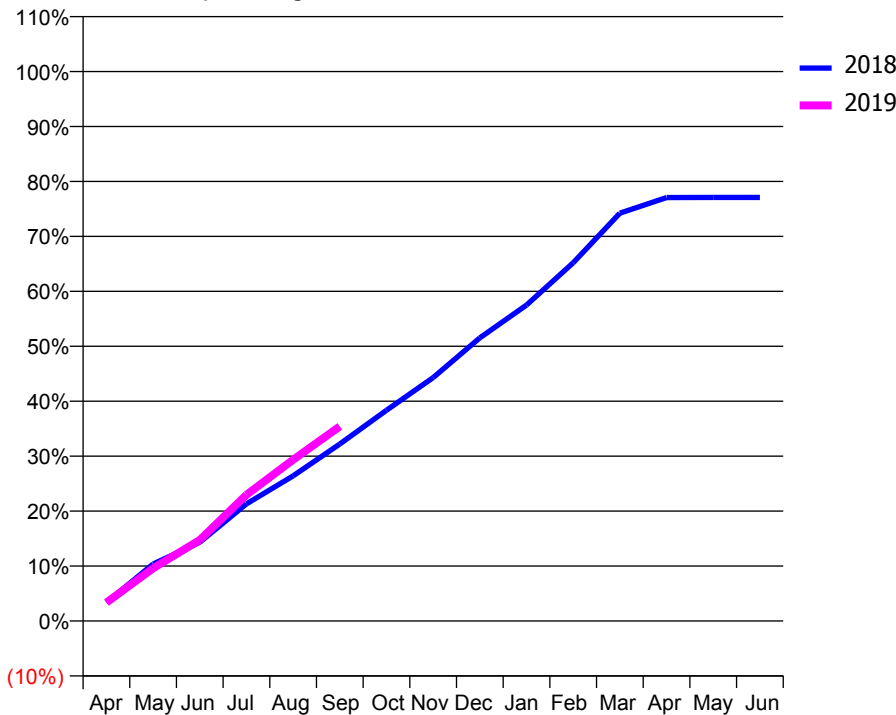
ACCESS*

Patients seen in 24 months	Total	Change since previous quarter
Quarter ending September 2017	10,172	
Quarter ending December 2017	10,126	→
Quarter ending March 2018	10,178	→
Quarter ending June 2018	10,145	→
Quarter ending September 2018	10,135	→
Variance since September 2017	(0.4%)	→



ACTIVITY

Cumulative percentage of contracted UDA delivered 2018 & 2019



Adjusted Scheduled Activity (UDA)		
Month	2018	2019
April	1,021	1,014
May	3,118	2,882
June	4,309	4,429
July	6,408	6,908
August	7,940	8,820
September	9,686	10,645
October	11,530	
November	13,313	
December	15,489	
January	17,284	
February	19,594	
March	22,310	
April	23,166	
May	23,171	
June	23,171	

QUALITY

	Quantity	Base Number	Contract	AT	Region	England
% of FP17s for the same patient ID Re-attending within 3 months - Children	113	1,988	5.7%	10.1%	12.2%	11.6%
% of FP17s for the same patient ID Re-attending within 3 months - Adults	349	4,286	8.1%	13.7%	15.8%	15.5%
% of FP17s for the same patient ID Re-attending between 3 & 9 months - Children	1,351	1,988	68.0%	61.7%	60.3%	58.8%
% of FP17s for the same patient ID Re-attending between 3 & 9 months - Adults	2,082	4,286	48.6%	55.5%	53.5%	51.1%
% of FP17s for Band 1 Urgent Courses	227	5,817	3.9%	8.2%	9.1%	9.0%
% of FP17s Relating to Free Repair or Replacements	28	5,817	0.5%	0.8%	1.0%	0.8%
% of FP17s Relating to Continuations	84	5,817	1.4%	1.0%	1.0%	0.9%
% of Patients satisfied with the dentistry they have received	1	1	N/A	92.3%	93.6%	93.3%
% of Patients satisfied with the time they had to wait for an appointment	0	1	N/A	88.3%	89.8%	88.9%

* This is based on patients treated on this contract for their most recent course of treatment. Figures in italics indicate the base number of FP17s or Patient Questionnaire responses are less than 100. N/A is shown where the base number of responses is less than 10 during the period. % is calculated as Quantity/Base number*100

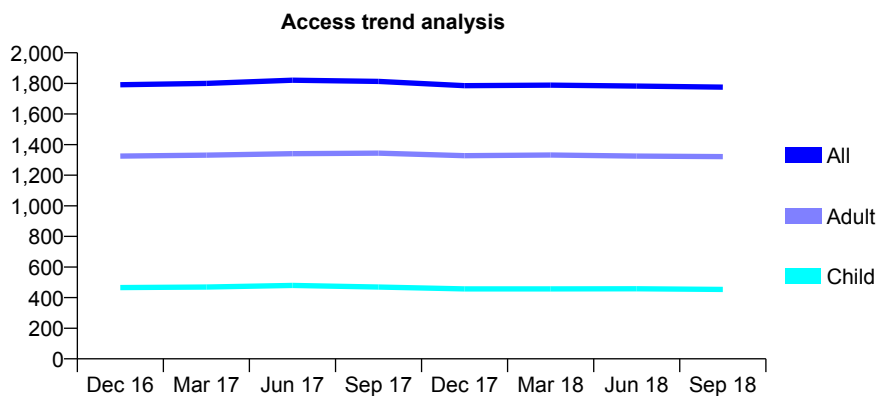
Q52 - Vital Signs At a Glance Contract Report for 915467/0001 - September 2018

Name or company name	MR A STEVENSON
Contract type name	PDS Contract
Purpose of contract	General
Contract start date	01/04/2006
Contract end date	31/03/2021

18/19 Contracted general activity (UDA)	5,620
Carry forward general activity (UDA)	0
18/19 Contracted orthodontic activity (UOA)	0
Carry forward orthodontic activity (UOA)	0
Baseline contract value	£155,613.64

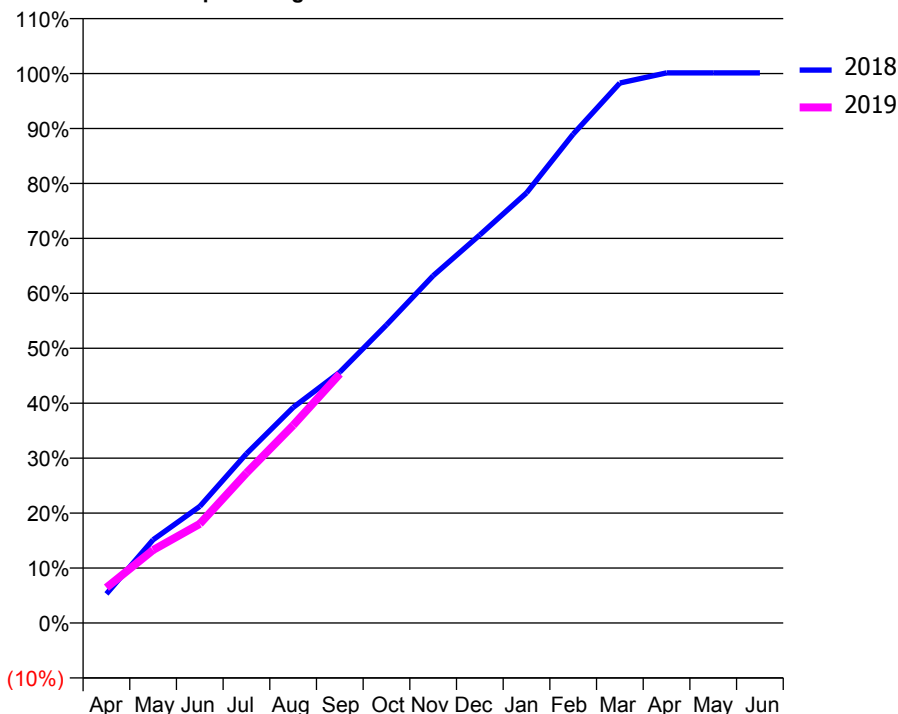
ACCESS*

Patients seen in 24 months	Total	Change since previous quarter
Quarter ending September 2017	1,813	
Quarter ending December 2017	1,785	↓
Quarter ending March 2018	1,789	→
Quarter ending June 2018	1,783	→
Quarter ending September 2018	1,776	→
Variance since September 2017	(2.0%)	↓



ACTIVITY

Cumulative percentage of contracted UDA delivered 2018 & 2019



Month	Adjusted Scheduled Activity (UDA)	
	2018	2019
April	298	362
May	852	747
June	1,193	1,014
July	1,731	1,536
August	2,205	2,021
September	2,567	2,548
October	3,048	
November	3,552	
December	3,970	
January	4,399	
February	5,000	
March	5,523	
April	5,626	
May	5,626	
June	5,626	

QUALITY

	Quantity	Base Number	Contract	AT	Region	England
% of FP17s for the same patient ID Re-attending within 3 months - Children	12	254	4.7%	10.1%	12.2%	11.6%
% of FP17s for the same patient ID Re-attending within 3 months - Adults	177	940	18.8%	13.7%	15.8%	15.5%
% of FP17s for the same patient ID Re-attending between 3 & 9 months - Children	108	254	42.5%	61.7%	60.3%	58.8%
% of FP17s for the same patient ID Re-attending between 3 & 9 months - Adults	399	940	42.4%	55.5%	53.5%	51.1%
% of FP17s for Band 1 Urgent Courses	24	1,144	2.1%	8.2%	9.1%	9.0%
% of FP17s Relating to Free Repair or Replacements	2	1,144	0.2%	0.8%	1.0%	0.8%
% of FP17s Relating to Continuations	59	1,144	5.2%	1.0%	1.0%	0.9%
% of Patients satisfied with the dentistry they have received	0	0	N/A	92.3%	93.6%	93.3%
% of Patients satisfied with the time they had to wait for an appointment	0	0	N/A	88.3%	89.8%	88.9%

* This is based on patients treated on this contract for their most recent course of treatment. Figures in italics indicate the base number of FP17s or Patient Questionnaire responses are less than 100. N/A is shown where the base number of responses is less than 10 during the period. % is calculated as Quantity/Base number*100

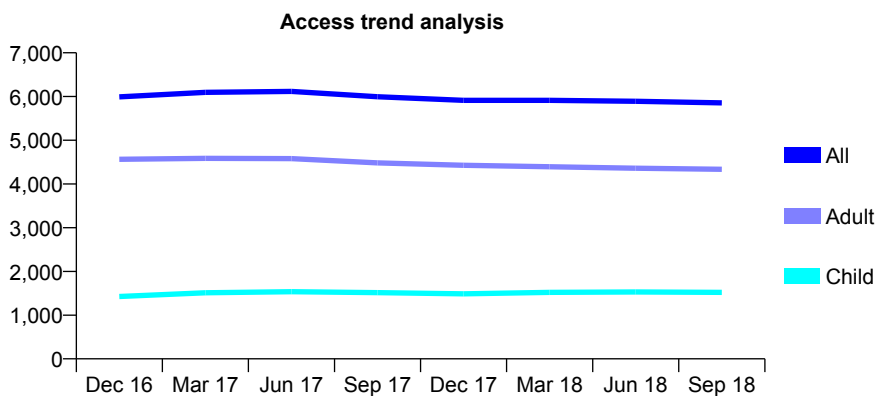
Q52 - Vital Signs At a Glance Contract Report for 917370/0011 - September 2018

Name or company name	57 Dental Care
Contract type name	GDS Contract
Purpose of contract	General
Contract start date	14/04/2008
Contract end date	

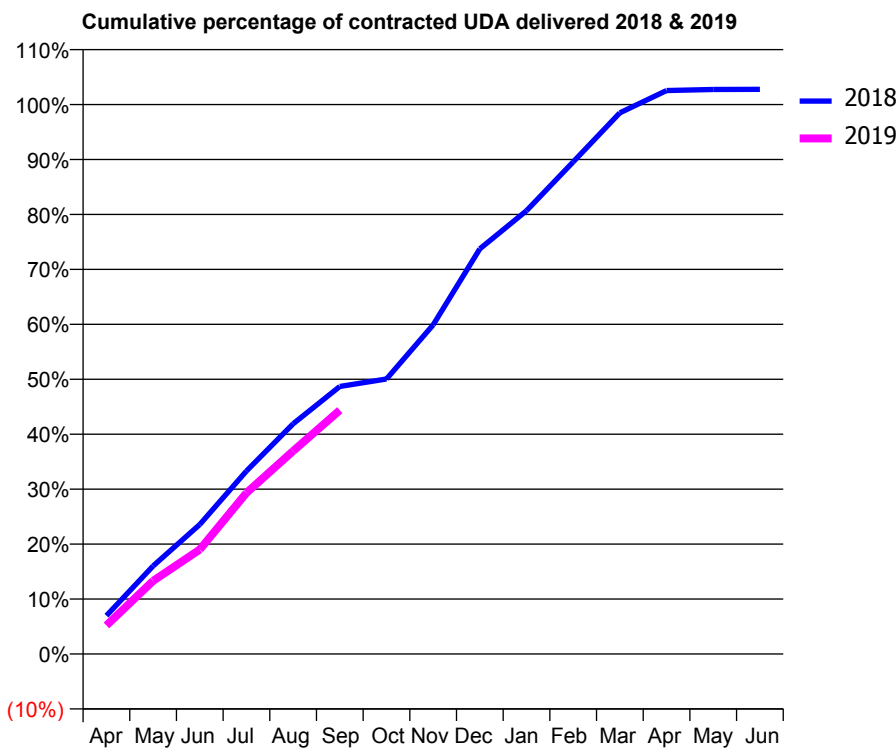
18/19 Contracted general activity (UDA)	15,000
Carry forward general activity (UDA)	0
18/19 Contracted orthodontic activity (UOA)	0
Carry forward orthodontic activity (UOA)	0
Baseline contract value	£434,797.87

ACCESS*

Patients seen in 24 months	Total	Change since previous quarter
Quarter ending September 2017	5,995	
Quarter ending December 2017	5,913	↓
Quarter ending March 2018	5,912	→
Quarter ending June 2018	5,891	→
Quarter ending September 2018	5,855	→
Variance since September 2017	(2.3%)	↓



ACTIVITY



Month	Adjusted Scheduled Activity (UDA)	
	2018	2019
April	1,045	779
May	2,404	1,995
June	3,538	2,851
July	4,997	4,399
August	6,284	5,541
September	7,305	6,654
October	7,508	
November	8,985	
December	11,060	
January	12,101	
February	13,435	
March	14,774	
April	15,380	
May	15,409	
June	15,414	

QUALITY

	Quantity	Base Number	Contract	AT	Region	England
% of FP17s for the same patient ID Re-attending within 3 months - Children	76	1,122	6.8%	10.1%	12.2%	11.6%
% of FP17s for the same patient ID Re-attending within 3 months - Adults	396	2,803	14.1%	13.7%	15.8%	15.5%
% of FP17s for the same patient ID Re-attending between 3 & 9 months - Children	644	1,122	57.4%	61.7%	60.3%	58.8%
% of FP17s for the same patient ID Re-attending between 3 & 9 months - Adults	1,283	2,803	45.8%	55.5%	53.5%	51.1%
% of FP17s for Band 1 Urgent Courses	377	3,360	11.2%	8.2%	9.1%	9.0%
% of FP17s Relating to Free Repair or Replacements	30	3,360	0.9%	0.8%	1.0%	0.8%
% of FP17s Relating to Continuations	16	3,360	0.5%	1.0%	1.0%	0.9%
% of Patients satisfied with the dentistry they have received	0	0	N/A	92.3%	93.6%	93.3%
% of Patients satisfied with the time they had to wait for an appointment	0	0	N/A	88.3%	89.8%	88.9%

* This is based on patients treated on this contract for their most recent course of treatment. Figures in italics indicate the base number of FP17s or Patient Questionnaire responses are less than 100. N/A is shown where the base number of responses is less than 10 during the period. % is calculated as Quantity/Base number*100

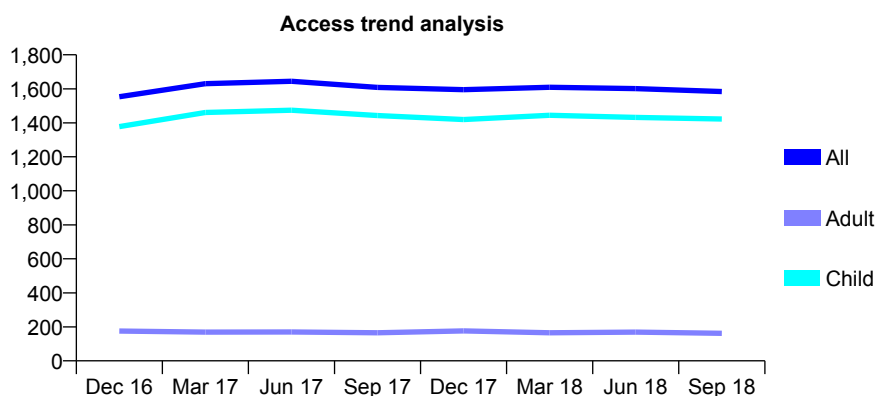
Q52 - Vital Signs At a Glance Contract Report for 917990/0001 - September 2018

Name or company name	MISS L TAYLOR
Contract type name	GDS Contract
Purpose of contract	General
Contract start date	01/04/2006
Contract end date	

18/19 Contracted general activity (UDA)	3,898
Carry forward general activity (UDA)	0
18/19 Contracted orthodontic activity (UOA)	0
Carry forward orthodontic activity (UOA)	0
Baseline contract value	£94,375.28

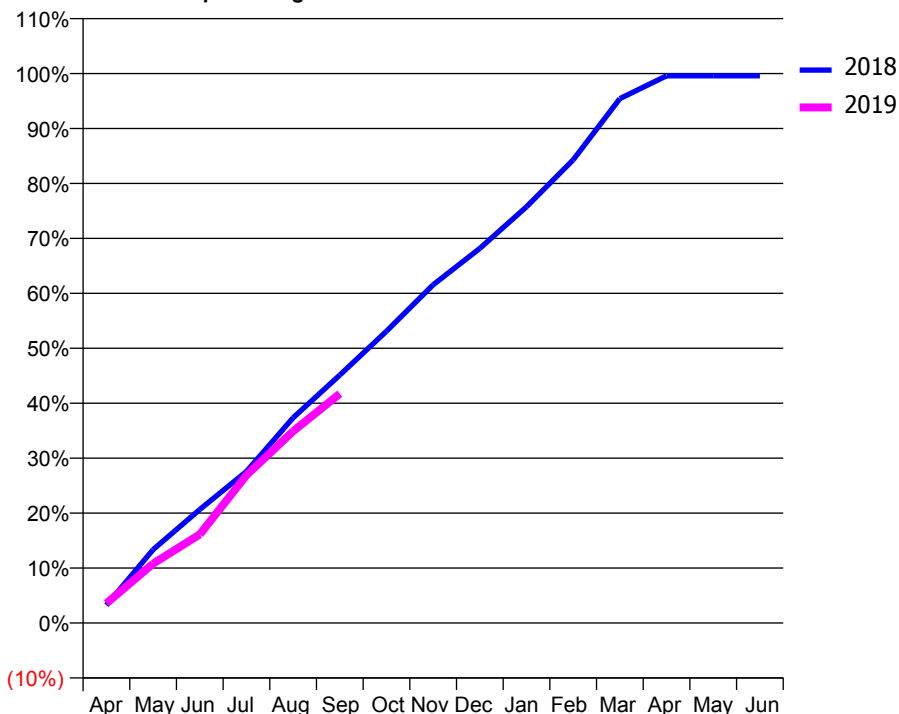
ACCESS*

Patients seen in 24 months	Total	Change since previous quarter
Quarter ending September 2017	1,608	
Quarter ending December 2017	1,595	→
Quarter ending March 2018	1,609	→
Quarter ending June 2018	1,601	→
Quarter ending September 2018	1,584	↓
Variance since September 2017	(1.5%)	↓



ACTIVITY

Cumulative percentage of contracted UDA delivered 2018 & 2019



Month	Adjusted Scheduled Activity (UDA)	
	2018	2019
April	126	139
May	521	422
June	805	629
July	1,075	1,048
August	1,456	1,361
September	1,759	1,627
October	2,070	
November	2,399	
December	2,657	
January	2,952	
February	3,286	
March	3,719	
April	3,882	
May	3,882	
June	3,882	

QUALITY

	Quantity	Base Number	Contract	AT	Region	England
% of FP17s for the same patient ID Re-attending within 3 months - Children	78	1,147	6.8%	10.1%	12.2%	11.6%
% of FP17s for the same patient ID Re-attending within 3 months - Adults	3	43	7.0%	13.7%	15.8%	15.5%
% of FP17s for the same patient ID Re-attending between 3 & 9 months - Children	836	1,147	72.9%	61.7%	60.3%	58.8%
% of FP17s for the same patient ID Re-attending between 3 & 9 months - Adults	34	43	79.1%	55.5%	53.5%	51.1%
% of FP17s for Band 1 Urgent Courses	18	1,090	1.7%	8.2%	9.1%	9.0%
% of FP17s Relating to Free Repair or Replacements	0	1,090	0.0%	0.8%	1.0%	0.8%
% of FP17s Relating to Continuations	0	1,090	0.0%	1.0%	1.0%	0.9%
% of Patients satisfied with the dentistry they have received	1	1	N/A	92.3%	93.6%	93.3%
% of Patients satisfied with the time they had to wait for an appointment	1	1	N/A	88.3%	89.8%	88.9%

* This is based on patients treated on this contract for their most recent course of treatment. Figures in italics indicate the base number of FP17s or Patient Questionnaire responses are less than 100. N/A is shown where the base number of responses is less than 10 during the period. % is calculated as Quantity/Base number*100

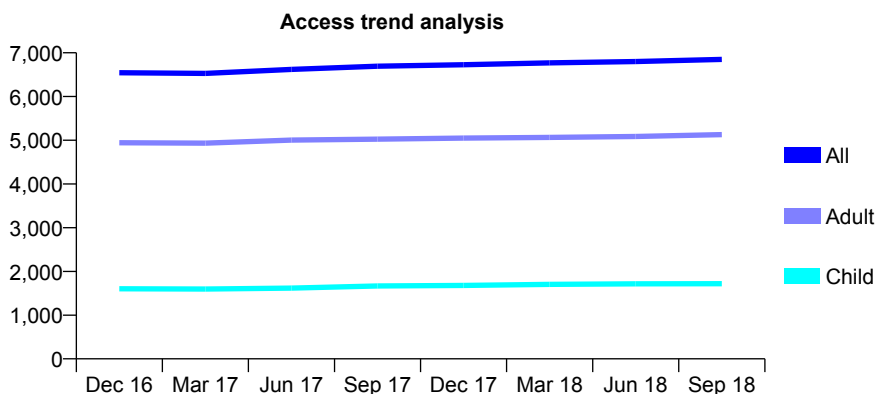
Q52 - Vital Signs At a Glance Contract Report for 919861/0001 - September 2018

Name or company name	MRS SJ BARRETT
Contract type name	PDS Contract
Purpose of contract	General
Contract start date	01/04/2006
Contract end date	31/03/2021

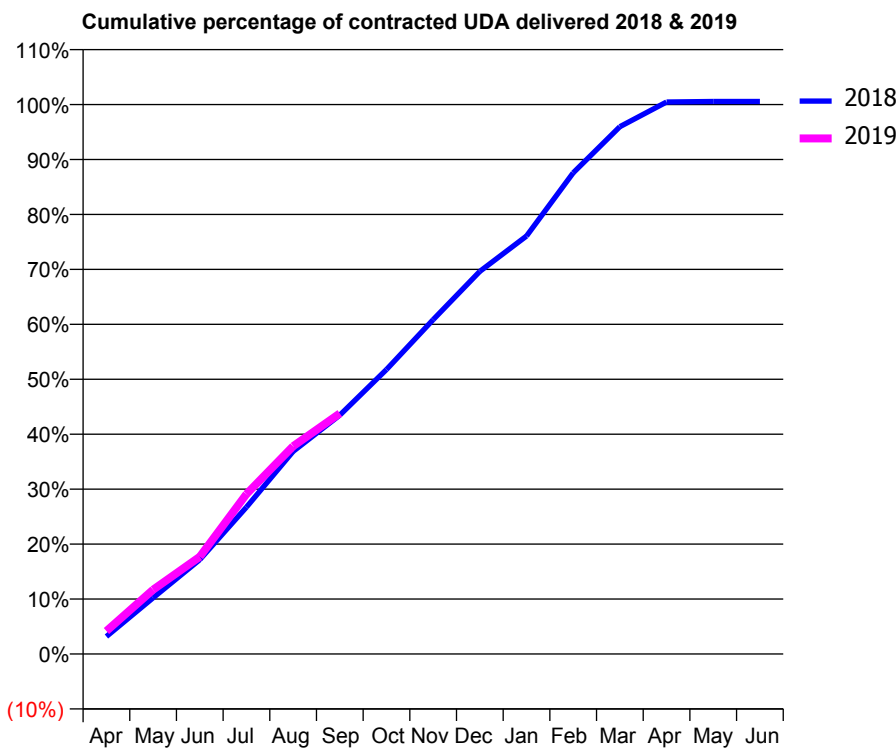
18/19 Contracted general activity (UDA)	21,548
Carry forward general activity (UDA)	0
18/19 Contracted orthodontic activity (UOA)	0
Carry forward orthodontic activity (UOA)	0
Baseline contract value	£618,341.91

ACCESS*

Patients seen in 24 months	Total	Change since previous quarter
Quarter ending September 2017	6,692	
Quarter ending December 2017	6,727	→
Quarter ending March 2018	6,771	→
Quarter ending June 2018	6,801	→
Quarter ending September 2018	6,848	→
Variance since September 2017	2.3%	↑



ACTIVITY



Month	Adjusted Scheduled Activity (UDA)	
	2018	2019
April	688	900
May	2,204	2,525
June	3,702	3,814
July	5,762	6,274
August	7,943	8,147
September	9,370	9,435
October	11,157	
November	13,112	
December	15,006	
January	16,391	
February	18,871	
March	20,679	
April	21,648	
May	21,667	
June	21,666	

QUALITY

	Quantity	Base Number	Contract	AT	Region	England
% of FP17s for the same patient ID Re-attending within 3 months - Children	80	1,315	6.1%	10.1%	12.2%	11.6%
% of FP17s for the same patient ID Re-attending within 3 months - Adults	558	3,770	14.8%	13.7%	15.8%	15.5%
% of FP17s for the same patient ID Re-attending between 3 & 9 months - Children	854	1,315	64.9%	61.7%	60.3%	58.8%
% of FP17s for the same patient ID Re-attending between 3 & 9 months - Adults	2,298	3,770	61.0%	55.5%	53.5%	51.1%
% of FP17s for Band 1 Urgent Courses	401	4,672	8.6%	8.2%	9.1%	9.0%
% of FP17s Relating to Free Repair or Replacements	92	4,672	2.0%	0.8%	1.0%	0.8%
% of FP17s Relating to Continuations	78	4,672	1.7%	1.0%	1.0%	0.9%
% of Patients satisfied with the dentistry they have received	2	2	N/A	92.3%	93.6%	93.3%
% of Patients satisfied with the time they had to wait for an appointment	2	2	N/A	88.3%	89.8%	88.9%

* This is based on patients treated on this contract for their most recent course of treatment. Figures in italics indicate the base number of FP17s or Patient Questionnaire responses are less than 100. N/A is shown where the base number of responses is less than 10 during the period. % is calculated as Quantity/Base number*100

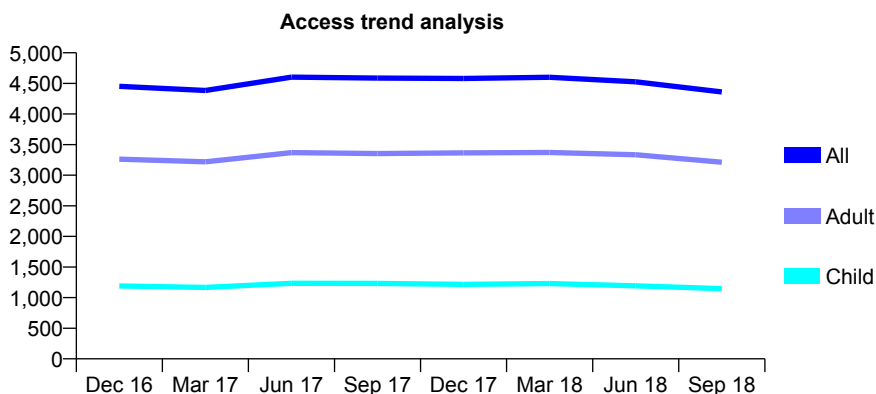
Q52 - Vital Signs At a Glance Contract Report for 929271/0001 - September 2018

Name or company name	MISS R PRASAD
Contract type name	GDS Contract
Purpose of contract	General
Contract start date	01/04/2006
Contract end date	

18/19 Contracted general activity (UDA)	14,610
Carry forward general activity (UDA)	0
18/19 Contracted orthodontic activity (UOA)	0
Carry forward orthodontic activity (UOA)	0
Baseline contract value	£327,492.72

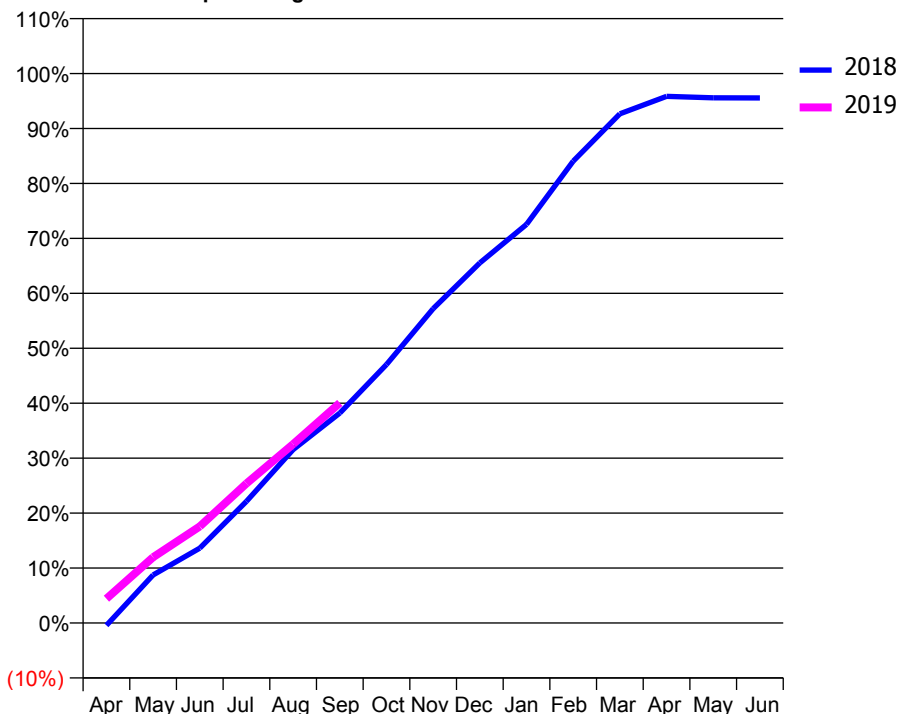
ACCESS*

Patients seen in 24 months	Total	Change since previous quarter
Quarter ending September 2017	4,587	
Quarter ending December 2017	4,581	→
Quarter ending March 2018	4,601	→
Quarter ending June 2018	4,527	↓
Quarter ending September 2018	4,360	↓
Variance since September 2017	(4.9%)	↓



ACTIVITY

Cumulative percentage of contracted UDA delivered 2018 & 2019



Month	Adjusted Scheduled Activity (UDA)	
	2018	2019
April	-65	648
May	1,279	1,751
June	1,989	2,568
July	3,236	3,712
August	4,611	4,755
September	5,582	5,852
October	6,873	
November	8,359	
December	9,576	
January	10,598	
February	12,279	
March	13,537	
April	14,002	
May	13,962	
June	13,959	

QUALITY

	Quantity	Base Number	Contract	AT	Region	England
% of FP17s for the same patient ID Re-attending within 3 months - Children	45	699	6.4%	10.1%	12.2%	11.6%
% of FP17s for the same patient ID Re-attending within 3 months - Adults	283	2,004	14.1%	13.7%	15.8%	15.5%
% of FP17s for the same patient ID Re-attending between 3 & 9 months - Children	443	699	63.4%	61.7%	60.3%	58.8%
% of FP17s for the same patient ID Re-attending between 3 & 9 months - Adults	1,195	2,004	59.6%	55.5%	53.5%	51.1%
% of FP17s for Band 1 Urgent Courses	75	2,499	3.0%	8.2%	9.1%	9.0%
% of FP17s Relating to Free Repair or Replacements	14	2,499	0.6%	0.8%	1.0%	0.8%
% of FP17s Relating to Continuations	11	2,499	0.4%	1.0%	1.0%	0.9%
% of Patients satisfied with the dentistry they have received	3	4	N/A	92.3%	93.6%	93.3%
% of Patients satisfied with the time they had to wait for an appointment	4	4	N/A	88.3%	89.8%	88.9%

* This is based on patients treated on this contract for their most recent course of treatment. Figures in italics indicate the base number of FP17s or Patient Questionnaire responses are less than 100. N/A is shown where the base number of responses is less than 10 during the period. % is calculated as Quantity/Base number*100

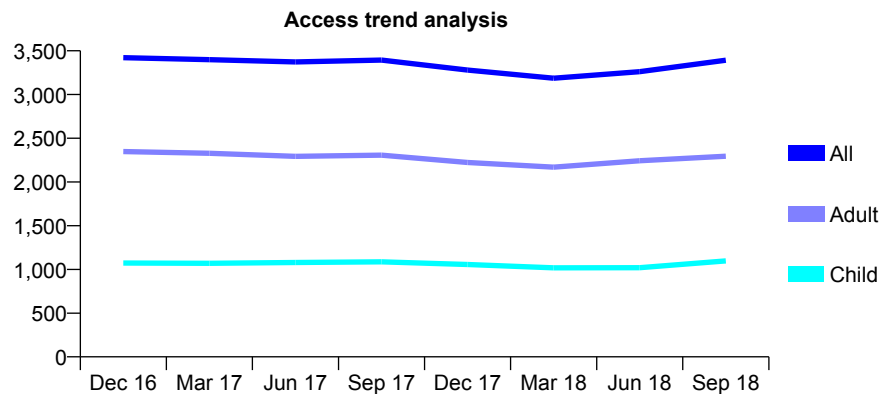
Q52 - Vital Signs At a Glance Contract Report for 932574/0001 - September 2018

Name or company name	MRS M HAMER
Contract type name	GDS Contract
Purpose of contract	General
Contract start date	01/11/2007
Contract end date	

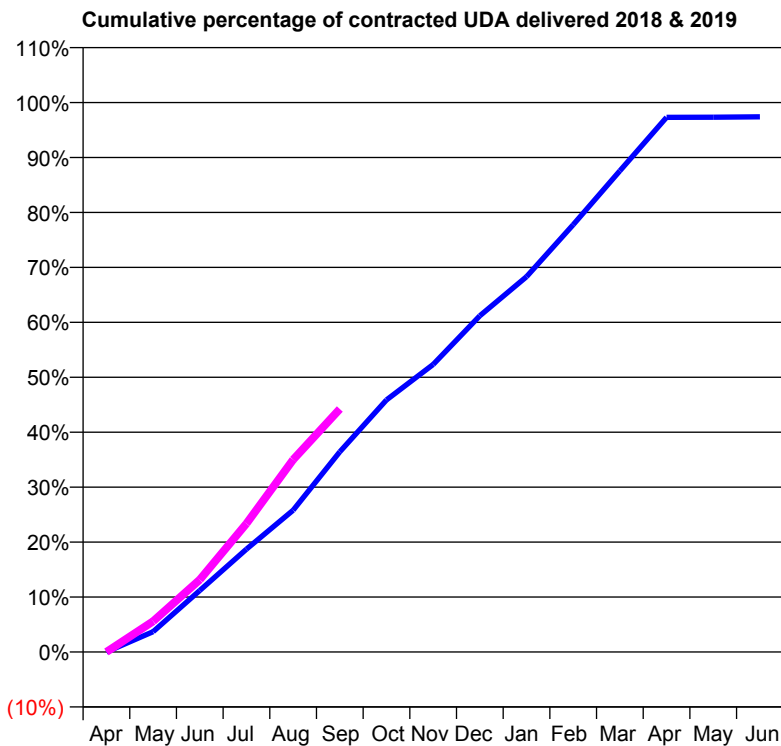
18/19 Contracted general activity (UDA)	7,800
Carry forward general activity (UDA)	0
18/19 Contracted orthodontic activity (UOA)	0
Carry forward orthodontic activity (UOA)	0
Baseline contract value	£213,238.98

ACCESS*

Patients seen in 24 months	Total	Change since previous quarter
Quarter ending September 2017	3,394	
Quarter ending December 2017	3,279	↓
Quarter ending March 2018	3,187	↓
Quarter ending June 2018	3,262	↑
Quarter ending September 2018	3,392	↑
Variance since September 2017	(0.1%)	→



ACTIVITY



Month	Adjusted Scheduled Activity (UDA)	
	2018	2019
April	-1	0
May	289	437
June	873	1,027
July	1,460	1,824
August	2,012	2,730
September	2,843	3,449
October	3,579	
November	4,081	
December	4,773	
January	5,326	
February	6,066	
March	6,831	
April	7,590	
May	7,592	
June	7,597	

QUALITY

	Quantity	Base Number	Contract	AT	Region	England
% of FP17s for the same patient ID Re-attending within 3 months - Children	58	1,012	5.7%	10.1%	12.2%	11.6%
% of FP17s for the same patient ID Re-attending within 3 months - Adults	113	1,474	7.7%	13.7%	15.8%	15.5%
% of FP17s for the same patient ID Re-attending between 3 & 9 months - Children	691	1,012	68.3%	61.7%	60.3%	58.8%
% of FP17s for the same patient ID Re-attending between 3 & 9 months - Adults	607	1,474	41.2%	55.5%	53.5%	51.1%
% of FP17s for Band 1 Urgent Courses	110	2,038	5.4%	8.2%	9.1%	9.0%
% of FP17s Relating to Free Repair or Replacements	6	2,038	0.3%	0.8%	1.0%	0.8%
% of FP17s Relating to Continuations	2	2,038	0.1%	1.0%	1.0%	0.9%
% of Patients satisfied with the dentistry they have received	0	0	N/A	92.3%	93.6%	93.3%
% of Patients satisfied with the time they had to wait for an appointment	0	0	N/A	88.3%	89.8%	88.9%

* This is based on patients treated on this contract for their most recent course of treatment. Figures in italics indicate the base number of FP17s or Patient Questionnaire responses are less than 100. N/A is shown where the base number of responses is less than 10 during the period. % is calculated as Quantity/Base number*100

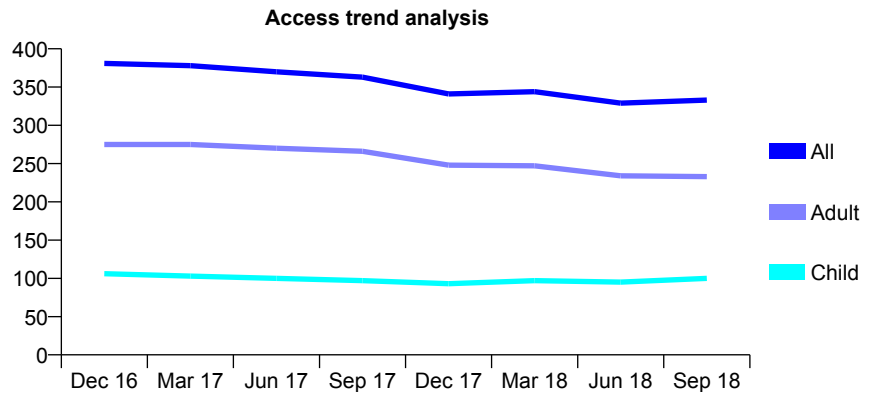
Q52 - Vital Signs At a Glance Contract Report for 934305/0002 - September 2018

Name or company name	MR M DENNETT
Contract type name	GDS Contract
Purpose of contract	General
Contract start date	09/01/2013
Contract end date	

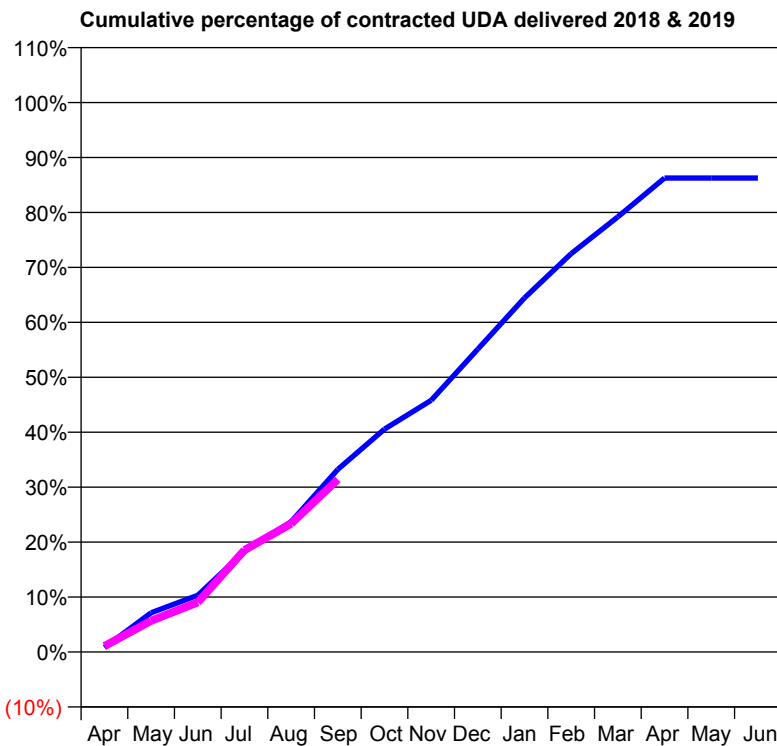
18/19 Contracted general activity (UDA)	1,105
Carry forward general activity (UDA)	0
18/19 Contracted orthodontic activity (UOA)	0
Carry forward orthodontic activity (UOA)	0
Baseline contract value	£31,730.46

ACCESS*

Patients seen in 24 months	Total	Change since previous quarter
Quarter ending September 2017	363	
Quarter ending December 2017	341	↓
Quarter ending March 2018	344	→
Quarter ending June 2018	329	↓
Quarter ending September 2018	333	→
Variance since September 2017	(8.3%)	↓



ACTIVITY



Month	Adjusted Scheduled Activity (UDA)	
	2018	2019
April	9	12
May	79	63
June	114	100
July	202	205
August	262	258
September	367	347
October	448	
November	506	
December	609	
January	712	
February	801	
March	875	
April	953	
May	953	
June	953	

QUALITY

	Quantity	Base Number	Contract	AT	Region	England
% of FP17s for the same patient ID Re-attending within 3 months - Children	4	79	5.1%	10.1%	12.2%	11.6%
% of FP17s for the same patient ID Re-attending within 3 months - Adults	15	176	8.5%	13.7%	15.8%	15.5%
% of FP17s for the same patient ID Re-attending between 3 & 9 months - Children	50	79	63.3%	61.7%	60.3%	58.8%
% of FP17s for the same patient ID Re-attending between 3 & 9 months - Adults	125	176	71.0%	55.5%	53.5%	51.1%
% of FP17s for Band 1 Urgent Courses	0	213	0.0%	8.2%	9.1%	9.0%
% of FP17s Relating to Free Repair or Replacements	0	213	0.0%	0.8%	1.0%	0.8%
% of FP17s Relating to Continuations	0	213	0.0%	1.0%	1.0%	0.9%
% of Patients satisfied with the dentistry they have received	0	0	N/A	92.3%	93.6%	93.3%
% of Patients satisfied with the time they had to wait for an appointment	0	0	N/A	88.3%	89.8%	88.9%

* This is based on patients treated on this contract for their most recent course of treatment. Figures in italics indicate the base number of FP17s or Patient Questionnaire responses are less than 100. N/A is shown where the base number of responses is less than 10 during the period. % is calculated as Quantity/Base number*100

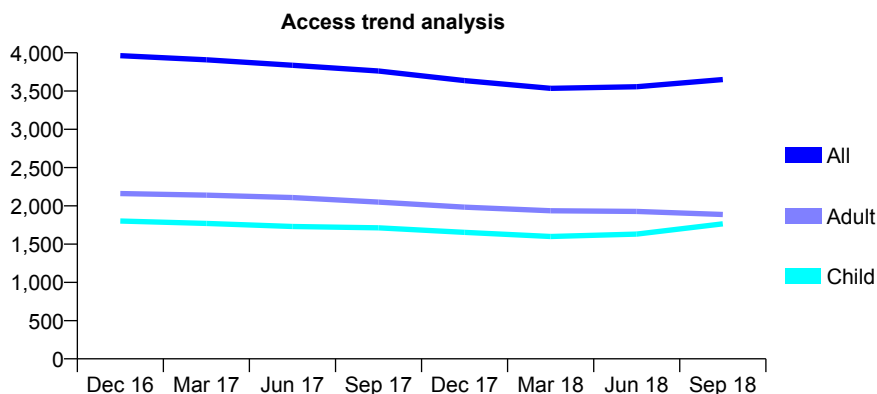
Q52 - Vital Signs At a Glance Contract Report for 934364/0002 - September 2018

Name or company name	MR J LJUSTINA
Contract type name	GDS Contract
Purpose of contract	General
Contract start date	26/07/2010
Contract end date	

18/19 Contracted general activity (UDA)	12,699
Carry forward general activity (UDA)	0
18/19 Contracted orthodontic activity (UOA)	0
Carry forward orthodontic activity (UOA)	0
Baseline contract value	£468,282.51

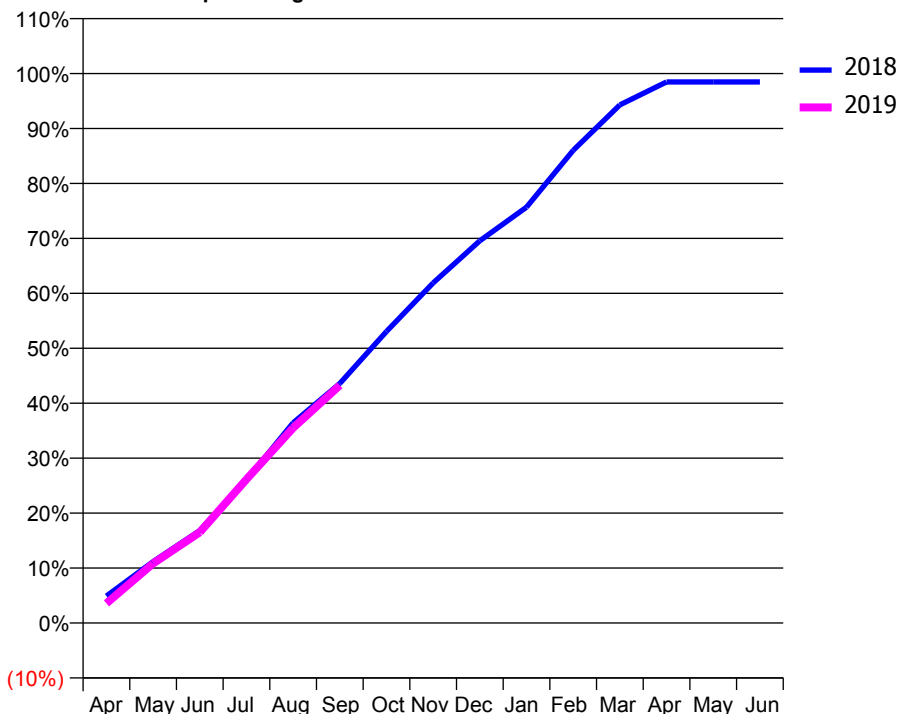
ACCESS*

Patients seen in 24 months	Total	Change since previous quarter
Quarter ending September 2017	3,762	
Quarter ending December 2017	3,636	↓
Quarter ending March 2018	3,535	↓
Quarter ending June 2018	3,557	→
Quarter ending September 2018	3,651	↑
Variance since September 2017	(3.0%)	↓



ACTIVITY

Cumulative percentage of contracted UDA delivered 2018 & 2019



Month	Adjusted Scheduled Activity (UDA)	
	2018	2019
April	624	454
May	1,418	1,376
June	2,136	2,098
July	3,308	3,321
August	4,629	4,509
September	5,537	5,492
October	6,737	
November	7,861	
December	8,833	
January	9,610	
February	10,923	
March	11,973	
April	12,504	
May	12,504	
June	12,504	

QUALITY

	Quantity	Base Number	Contract	AT	Region	England
% of FP17s for the same patient ID Re-attending within 3 months - Children	48	1,420	3.4%	10.1%	12.2%	11.6%
% of FP17s for the same patient ID Re-attending within 3 months - Adults	96	1,314	7.3%	13.7%	15.8%	15.5%
% of FP17s for the same patient ID Re-attending between 3 & 9 months - Children	801	1,420	56.4%	61.7%	60.3%	58.8%
% of FP17s for the same patient ID Re-attending between 3 & 9 months - Adults	849	1,314	64.6%	55.5%	53.5%	51.1%
% of FP17s for Band 1 Urgent Courses	85	2,513	3.4%	8.2%	9.1%	9.0%
% of FP17s Relating to Free Repair or Replacements	2	2,513	0.1%	0.8%	1.0%	0.8%
% of FP17s Relating to Continuations	12	2,513	0.5%	1.0%	1.0%	0.9%
% of Patients satisfied with the dentistry they have received	3	3	N/A	92.3%	93.6%	93.3%
% of Patients satisfied with the time they had to wait for an appointment	3	3	N/A	88.3%	89.8%	88.9%

* This is based on patients treated on this contract for their most recent course of treatment. Figures in italics indicate the base number of FP17s or Patient Questionnaire responses are less than 100. N/A is shown where the base number of responses is less than 10 during the period. % is calculated as Quantity/Base number*100

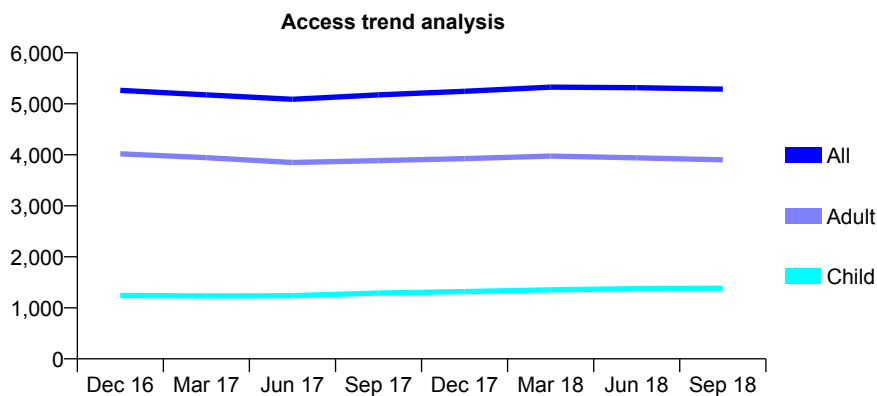
Q52 - Vital Signs At a Glance Contract Report for 941662/0001 - September 2018

Name or company name	Thota and Thota
Contract type name	GDS Contract
Purpose of contract	General
Contract start date	01/04/2006
Contract end date	

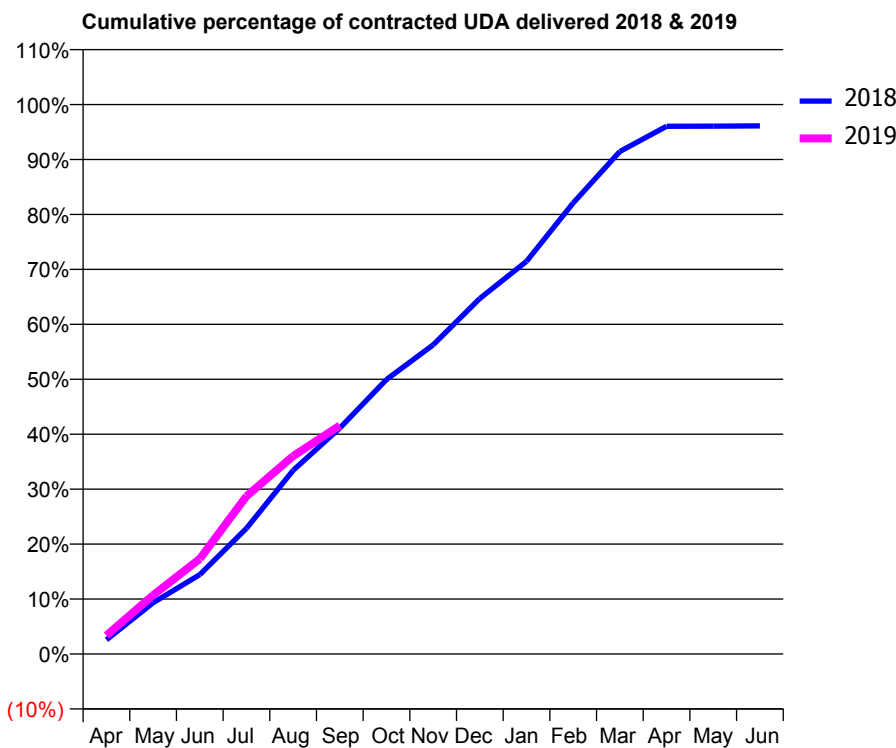
18/19 Contracted general activity (UDA)	15,400
Carry forward general activity (UDA)	0
18/19 Contracted orthodontic activity (UOA)	0
Carry forward orthodontic activity (UOA)	0
Baseline contract value	£579,494.57

ACCESS*

Patients seen in 24 months	Total	Change since previous quarter
Quarter ending September 2017	5,176	
Quarter ending December 2017	5,245	→
Quarter ending March 2018	5,328	→
Quarter ending June 2018	5,316	→
Quarter ending September 2018	5,288	→
Variance since September 2017	2.2%	↑



ACTIVITY



Month	Adjusted Scheduled Activity (UDA)	
	2018	2019
April	397	521
May	1,437	1,651
June	2,224	2,668
July	3,522	4,424
August	5,147	5,549
September	6,332	6,402
October	7,693	
November	8,666	
December	9,967	
January	11,004	
February	12,640	
March	14,083	
April	14,791	
May	14,794	
June	14,801	

QUALITY

	Quantity	Base Number	Contract	AT	Region	England
% of FP17s for the same patient ID Re-attending within 3 months - Children	102	1,063	9.6%	10.1%	12.2%	11.6%
% of FP17s for the same patient ID Re-attending within 3 months - Adults	414	2,783	14.9%	13.7%	15.8%	15.5%
% of FP17s for the same patient ID Re-attending between 3 & 9 months - Children	639	1,063	60.1%	61.7%	60.3%	58.8%
% of FP17s for the same patient ID Re-attending between 3 & 9 months - Adults	1,649	2,783	59.3%	55.5%	53.5%	51.1%
% of FP17s for Band 1 Urgent Courses	276	3,514	7.9%	8.2%	9.1%	9.0%
% of FP17s Relating to Free Repair or Replacements	97	3,514	2.8%	0.8%	1.0%	0.8%
% of FP17s Relating to Continuations	24	3,514	0.7%	1.0%	1.0%	0.9%
% of Patients satisfied with the dentistry they have received	1	2	N/A	92.3%	93.6%	93.3%
% of Patients satisfied with the time they had to wait for an appointment	2	2	N/A	88.3%	89.8%	88.9%

* This is based on patients treated on this contract for their most recent course of treatment. Figures in italics indicate the base number of FP17s or Patient Questionnaire responses are less than 100. N/A is shown where the base number of responses is less than 10 during the period. % is calculated as Quantity/Base number*100

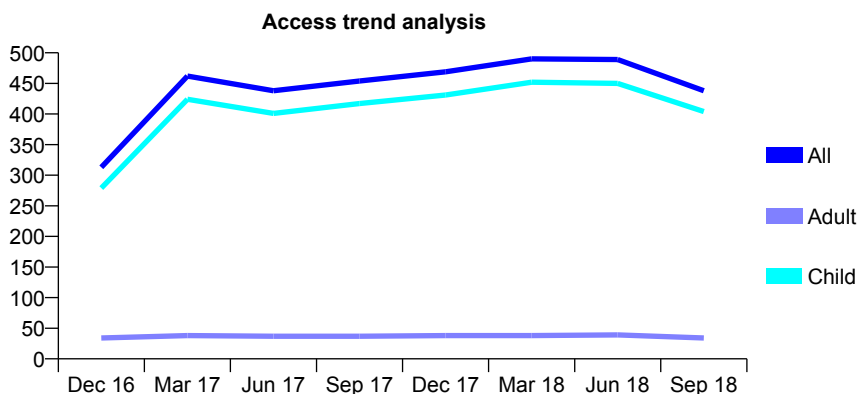
Q52 - Vital Signs At a Glance Contract Report for 941670/0001 - September 2018

Name or company name	MR JA SINCLAIR
Contract type name	GDS Contract
Purpose of contract	General
Contract start date	25/03/2011
Contract end date	

18/19 Contracted general activity (UDA)	886
Carry forward general activity (UDA)	0
18/19 Contracted orthodontic activity (UOA)	0
Carry forward orthodontic activity (UOA)	0
Baseline contract value	£18,666.81

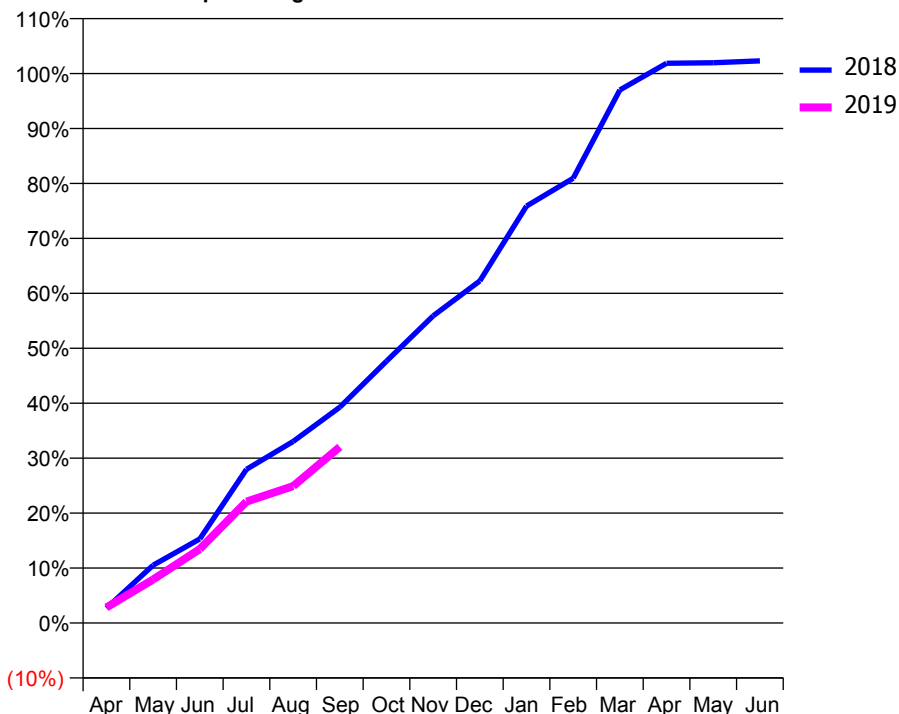
ACCESS*

Patients seen in 24 months	Total	Change since previous quarter
Quarter ending September 2017	454	
Quarter ending December 2017	469	↑
Quarter ending March 2018	490	↑
Quarter ending June 2018	489	→
Quarter ending September 2018	438	↓
Variance since September 2017	(3.5%)	↓



ACTIVITY

Cumulative percentage of contracted UDA delivered 2018 & 2019



Adjusted Scheduled Activity (UDA)

Month	2018	2019
April	24	25
May	93	70
June	136	119
July	248	196
August	293	221
September	348	284
October	422	
November	495	
December	552	
January	672	
February	717	
March	859	
April	902	
May	903	
June	906	

QUALITY

	Quantity	Base Number	Contract	AT	Region	England
% of FP17s for the same patient ID Re-attending within 3 months - Children	11	232	4.7%	10.1%	12.2%	11.6%
% of FP17s for the same patient ID Re-attending within 3 months - Adults	0	2	0.0%	13.7%	15.8%	15.5%
% of FP17s for the same patient ID Re-attending between 3 & 9 months - Children	147	232	63.4%	61.7%	60.3%	58.8%
% of FP17s for the same patient ID Re-attending between 3 & 9 months - Adults	2	2	100.0%	55.5%	53.5%	51.1%
% of FP17s for Band 1 Urgent Courses	5	203	2.5%	8.2%	9.1%	9.0%
% of FP17s Relating to Free Repair or Replacements	0	203	0.0%	0.8%	1.0%	0.8%
% of FP17s Relating to Continuations	0	203	0.0%	1.0%	1.0%	0.9%
% of Patients satisfied with the dentistry they have received	0	0	N/A	92.3%	93.6%	93.3%
% of Patients satisfied with the time they had to wait for an appointment	0	0	N/A	88.3%	89.8%	88.9%

* This is based on patients treated on this contract for their most recent course of treatment. Figures in italics indicate the base number of FP17s or Patient Questionnaire responses are less than 100. N/A is shown where the base number of responses is less than 10 during the period. % is calculated as Quantity/Base number*100

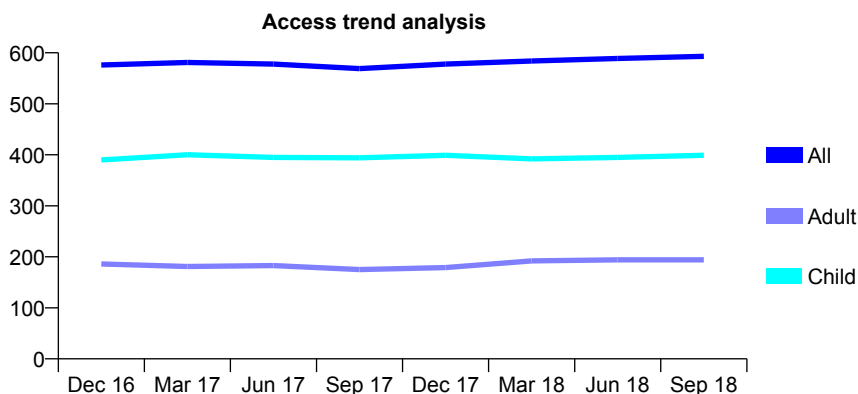
Q52 - Vital Signs At a Glance Contract Report for 964387/0001 - September 2018

Name or company name	MR NP COLE
Contract type name	GDS Contract
Purpose of contract	General
Contract start date	04/10/2010
Contract end date	

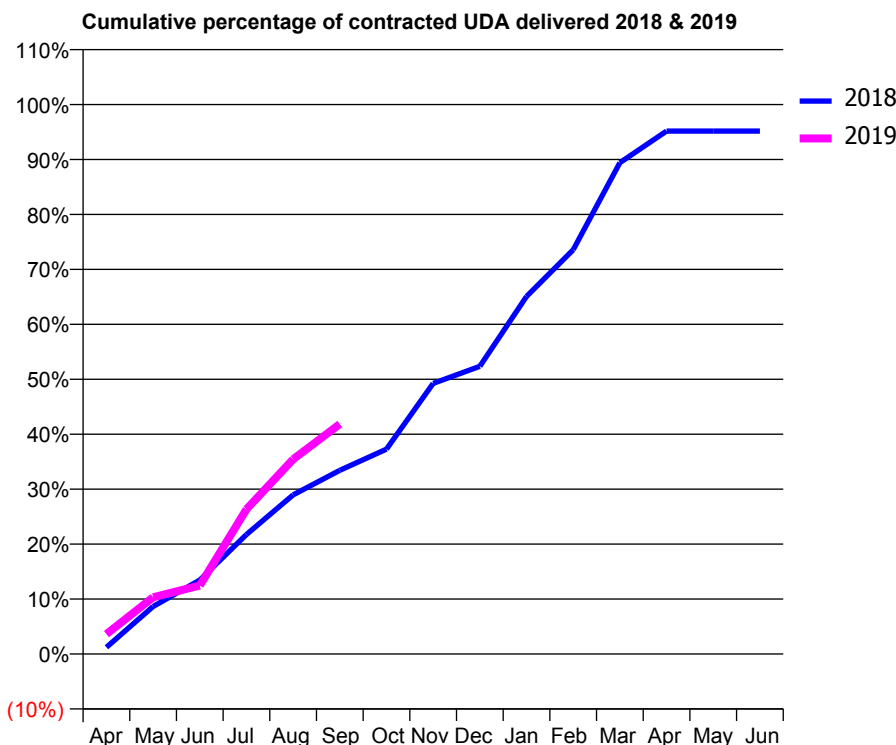
18/19 Contracted general activity (UDA)	1,550
Carry forward general activity (UDA)	0
18/19 Contracted orthodontic activity (UOA)	0
Carry forward orthodontic activity (UOA)	0
Baseline contract value	£46,482.40

ACCESS*

Patients seen in 24 months	Total	Change since previous quarter
Quarter ending September 2017	569	
Quarter ending December 2017	578	→
Quarter ending March 2018	584	→
Quarter ending June 2018	589	→
Quarter ending September 2018	593	→
Variance since September 2017	4.2%	↑



ACTIVITY



Month	Adjusted Scheduled Activity (UDA)	
	2018	2019
April	19	56
May	134	160
June	209	193
July	337	408
August	449	549
September	518	649
October	578	
November	763	
December	811	
January	1,009	
February	1,140	
March	1,386	
April	1,475	
May	1,475	
June	1,475	

QUALITY

	Quantity	Base Number	Contract	AT	Region	England
% of FP17s for the same patient ID Re-attending within 3 months - Children	30	366	8.2%	10.1%	12.2%	11.6%
% of FP17s for the same patient ID Re-attending within 3 months - Adults	19	105	18.1%	13.7%	15.8%	15.5%
% of FP17s for the same patient ID Re-attending between 3 & 9 months - Children	260	366	71.0%	61.7%	60.3%	58.8%
% of FP17s for the same patient ID Re-attending between 3 & 9 months - Adults	54	105	51.4%	55.5%	53.5%	51.1%
% of FP17s for Band 1 Urgent Courses	18	430	4.2%	8.2%	9.1%	9.0%
% of FP17s Relating to Free Repair or Replacements	0	430	0.0%	0.8%	1.0%	0.8%
% of FP17s Relating to Continuations	0	430	0.0%	1.0%	1.0%	0.9%
% of Patients satisfied with the dentistry they have received	1	1	N/A	92.3%	93.6%	93.3%
% of Patients satisfied with the time they had to wait for an appointment	1	1	N/A	88.3%	89.8%	88.9%

* This is based on patients treated on this contract for their most recent course of treatment. Figures in italics indicate the base number of FP17s or Patient Questionnaire responses are less than 100. N/A is shown where the base number of responses is less than 10 during the period. % is calculated as Quantity/Base number*100

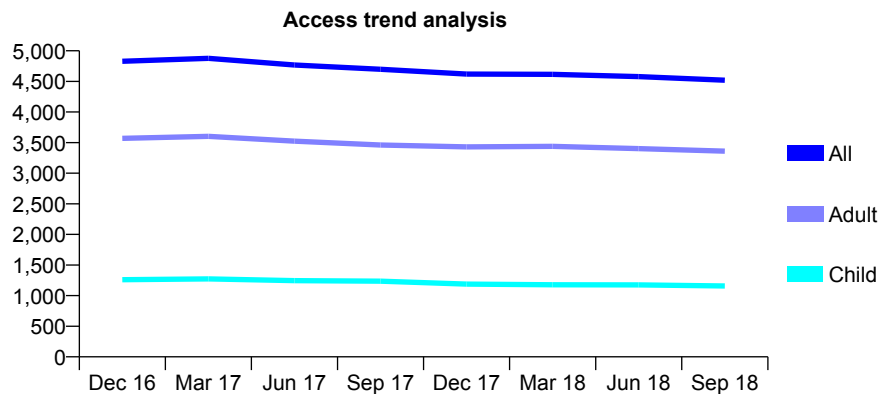
Q52 - Vital Signs At a Glance Contract Report for 973793/0001 - September 2018

Name or company name	MR RB LAD
Contract type name	GDS Contract
Purpose of contract	General
Contract start date	02/08/2010
Contract end date	

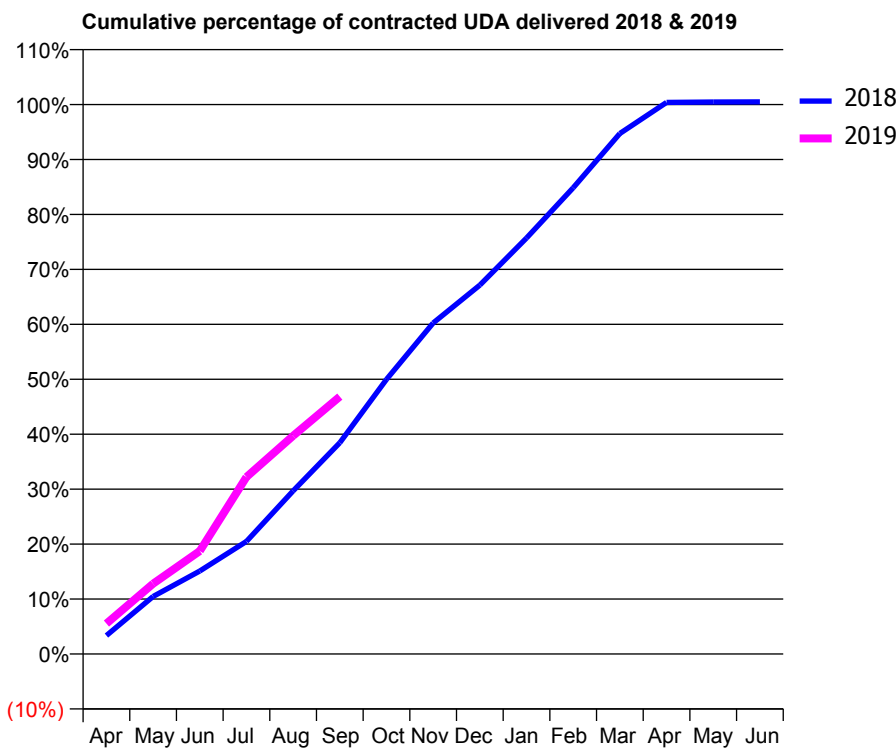
18/19 Contracted general activity (UDA)	13,862
Carry forward general activity (UDA)	0
18/19 Contracted orthodontic activity (UOA)	0
Carry forward orthodontic activity (UOA)	0
Baseline contract value	£435,031.50

ACCESS*

Patients seen in 24 months	Total	Change since previous quarter
Quarter ending September 2017	4,698	
Quarter ending December 2017	4,619	↓
Quarter ending March 2018	4,615	→
Quarter ending June 2018	4,579	→
Quarter ending September 2018	4,519	↓
Variance since September 2017	(3.8%)	↓



ACTIVITY



Month	Adjusted Scheduled Activity (UDA)	
	2018	2019
April	467	770
May	1,450	1,775
June	2,096	2,600
July	2,842	4,466
August	4,115	5,503
September	5,330	6,495
October	6,928	
November	8,350	
December	9,306	
January	10,492	
February	11,763	
March	13,132	
April	13,914	
May	13,926	
June	13,928	

QUALITY

	Quantity	Base Number	Contract	AT	Region	England
% of FP17s for the same patient ID Re-attending within 3 months - Children	124	1,026	12.1%	10.1%	12.2%	11.6%
% of FP17s for the same patient ID Re-attending within 3 months - Adults	387	2,811	13.8%	13.7%	15.8%	15.5%
% of FP17s for the same patient ID Re-attending between 3 & 9 months - Children	653	1,026	63.6%	61.7%	60.3%	58.8%
% of FP17s for the same patient ID Re-attending between 3 & 9 months - Adults	1,890	2,811	67.2%	55.5%	53.5%	51.1%
% of FP17s for Band 1 Urgent Courses	193	3,516	5.5%	8.2%	9.1%	9.0%
% of FP17s Relating to Free Repair or Replacements	37	3,516	1.1%	0.8%	1.0%	0.8%
% of FP17s Relating to Continuations	25	3,516	0.7%	1.0%	1.0%	0.9%
% of Patients satisfied with the dentistry they have received	6	7	N/A	92.3%	93.6%	93.3%
% of Patients satisfied with the time they had to wait for an appointment	7	7	N/A	88.3%	89.8%	88.9%

* This is based on patients treated on this contract for their most recent course of treatment. Figures in italics indicate the base number of FP17s or Patient Questionnaire responses are less than 100. N/A is shown where the base number of responses is less than 10 during the period. % is calculated as Quantity/Base number*100

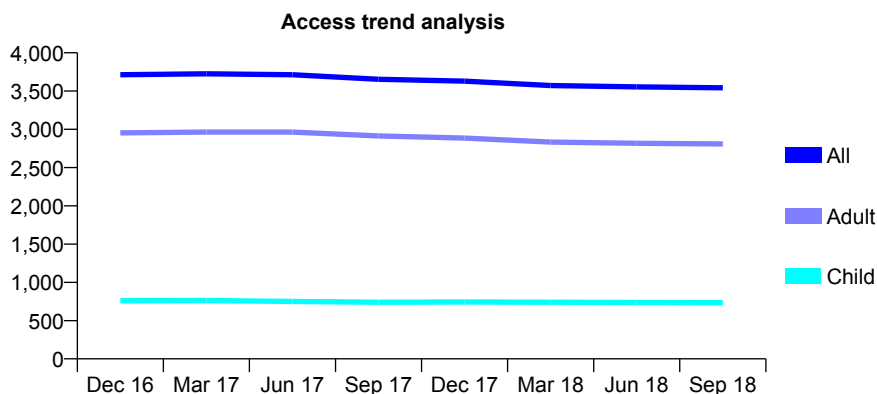
Q52 - Vital Signs At a Glance Contract Report for 999261/0001 - September 2018

Name or company name	MISS AJ EDEN
Contract type name	GDS Contract
Purpose of contract	General
Contract start date	01/04/2006
Contract end date	

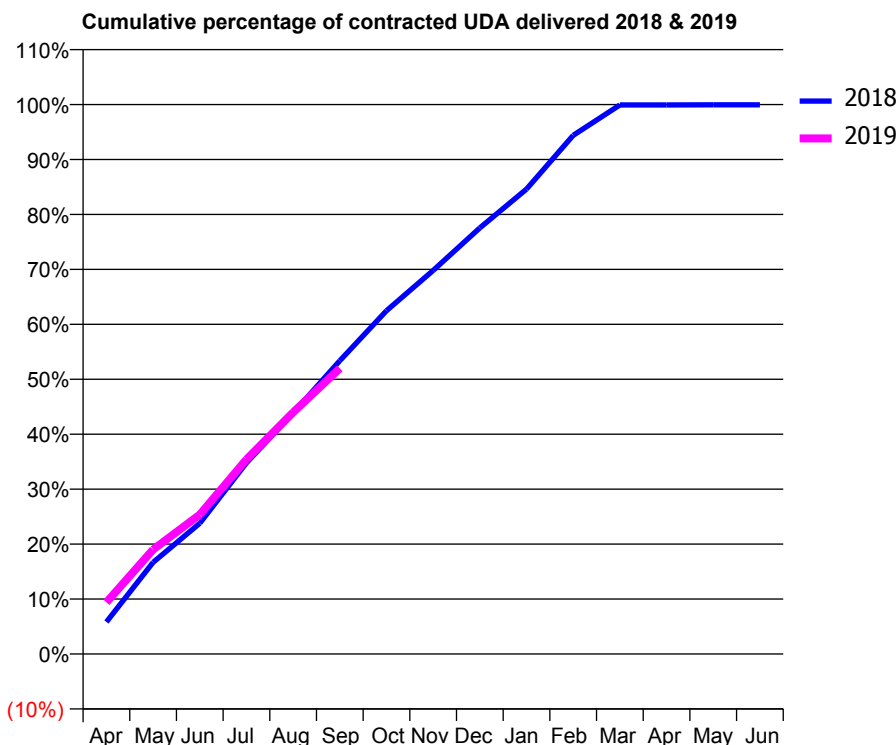
18/19 Contracted general activity (UDA)	10,750
Carry forward general activity (UDA)	0
18/19 Contracted orthodontic activity (UOA)	0
Carry forward orthodontic activity (UOA)	0
Baseline contract value	£250,060.07

ACCESS*

Patients seen in 24 months	Total	Change since previous quarter
Quarter ending September 2017	3,654	
Quarter ending December 2017	3,629	→
Quarter ending March 2018	3,572	↓
Quarter ending June 2018	3,554	→
Quarter ending September 2018	3,542	→
Variance since September 2017	(3.1%)	↓



ACTIVITY



Month	Adjusted Scheduled Activity (UDA)	
	2018	2019
April	628	1,011
May	1,793	2,043
June	2,557	2,728
July	3,739	3,808
August	4,715	4,729
September	5,738	5,590
October	6,716	
November	7,504	
December	8,337	
January	9,095	
February	10,146	
March	10,740	
April	10,742	
May	10,743	
June	10,744	

QUALITY

	Quantity	Base Number	Contract	AT	Region	England
% of FP17s for the same patient ID Re-attending within 3 months - Children	50	681	7.3%	10.1%	12.2%	11.6%
% of FP17s for the same patient ID Re-attending within 3 months - Adults	272	2,427	11.2%	13.7%	15.8%	15.5%
% of FP17s for the same patient ID Re-attending between 3 & 9 months - Children	487	681	71.5%	61.7%	60.3%	58.8%
% of FP17s for the same patient ID Re-attending between 3 & 9 months - Adults	1,673	2,427	68.9%	55.5%	53.5%	51.1%
% of FP17s for Band 1 Urgent Courses	175	3,106	5.6%	8.2%	9.1%	9.0%
% of FP17s Relating to Free Repair or Replacements	62	3,106	2.0%	0.8%	1.0%	0.8%
% of FP17s Relating to Continuations	30	3,106	1.0%	1.0%	1.0%	0.9%
% of Patients satisfied with the dentistry they have received	3	3	N/A	92.3%	93.6%	93.3%
% of Patients satisfied with the time they had to wait for an appointment	3	3	N/A	88.3%	89.8%	88.9%

* This is based on patients treated on this contract for their most recent course of treatment. Figures in italics indicate the base number of FP17s or Patient Questionnaire responses are less than 100. N/A is shown where the base number of responses is less than 10 during the period. % is calculated as Quantity/Base number*100

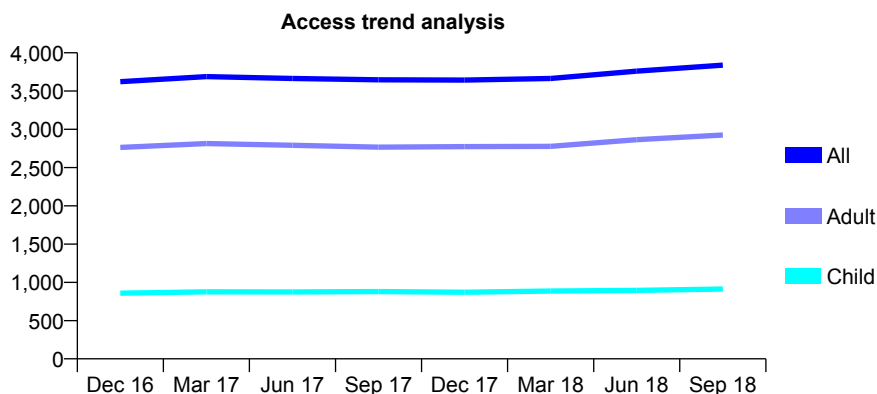
Q52 - Vital Signs At a Glance Contract Report for 999261/0002 - September 2018

Name or company name	MISS AJ EDEN
Contract type name	GDS Contract
Purpose of contract	General
Contract start date	01/04/2006
Contract end date	

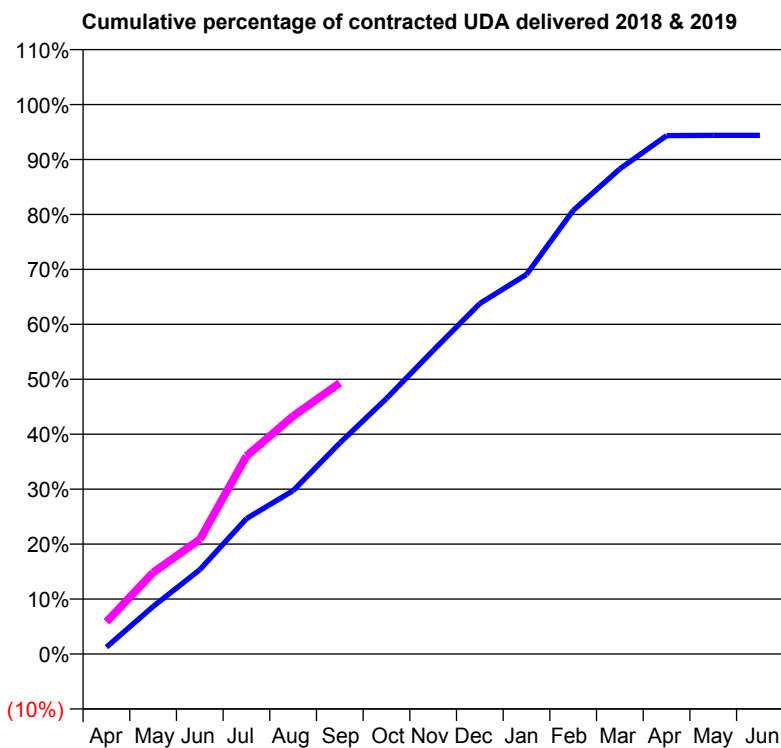
18/19 Contracted general activity (UDA)	11,000
Carry forward general activity (UDA)	0
18/19 Contracted orthodontic activity (UOA)	0
Carry forward orthodontic activity (UOA)	0
Baseline contract value	£255,342.32

ACCESS*

Patients seen in 24 months	Total	Change since previous quarter
Quarter ending September 2017	3,647	
Quarter ending December 2017	3,643	→
Quarter ending March 2018	3,665	→
Quarter ending June 2018	3,760	↑
Quarter ending September 2018	3,838	↑
Variance since September 2017	5.2%	↑



ACTIVITY



Adjusted Scheduled Activity (UDA)		
Month	2018	2019
April	137	643
May	953	1,633
June	1,687	2,294
July	2,710	3,962
August	3,272	4,764
September	4,223	5,425
October	5,117	
November	6,077	
December	7,017	
January	7,599	
February	8,880	
March	9,712	
April	10,377	
May	10,382	
June	10,382	

QUALITY

	Quantity	Base Number	Contract	AT	Region	England
% of FP17s for the same patient ID Re-attending within 3 months - Children	48	773	6.2%	10.1%	12.2%	11.6%
% of FP17s for the same patient ID Re-attending within 3 months - Adults	295	2,435	12.1%	13.7%	15.8%	15.5%
% of FP17s for the same patient ID Re-attending between 3 & 9 months - Children	545	773	70.5%	61.7%	60.3%	58.8%
% of FP17s for the same patient ID Re-attending between 3 & 9 months - Adults	1,585	2,435	65.1%	55.5%	53.5%	51.1%
% of FP17s for Band 1 Urgent Courses	154	2,880	5.3%	8.2%	9.1%	9.0%
% of FP17s Relating to Free Repair or Replacements	35	2,880	1.2%	0.8%	1.0%	0.8%
% of FP17s Relating to Continuations	45	2,880	1.6%	1.0%	1.0%	0.9%
% of Patients satisfied with the dentistry they have received	4	4	N/A	92.3%	93.6%	93.3%
% of Patients satisfied with the time they had to wait for an appointment	4	4	N/A	88.3%	89.8%	88.9%

* This is based on patients treated on this contract for their most recent course of treatment. Figures in italics indicate the base number of FP17s or Patient Questionnaire responses are less than 100. N/A is shown where the base number of responses is less than 10 during the period. % is calculated as Quantity/Base number*100

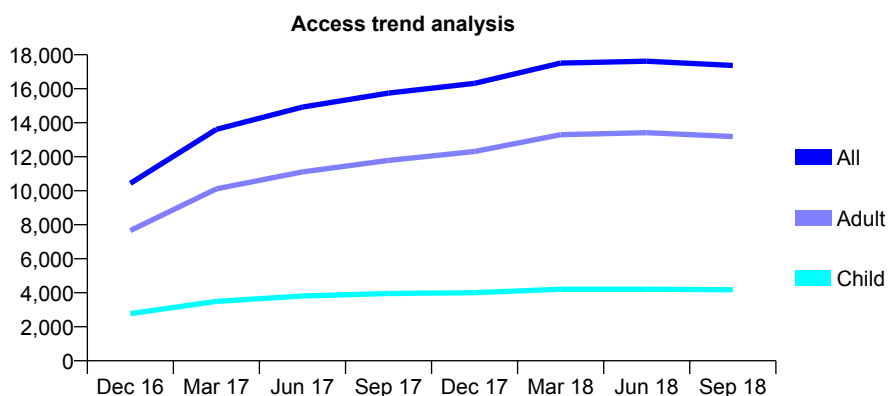
Q53 - Vital Signs At a Glance Contract Report for 100138/0000 - September 2018

Name or company name	Longfellow Road Partnership
Contract type name	GDS Contract
Purpose of contract	General
Contract start date	01/05/2016
Contract end date	

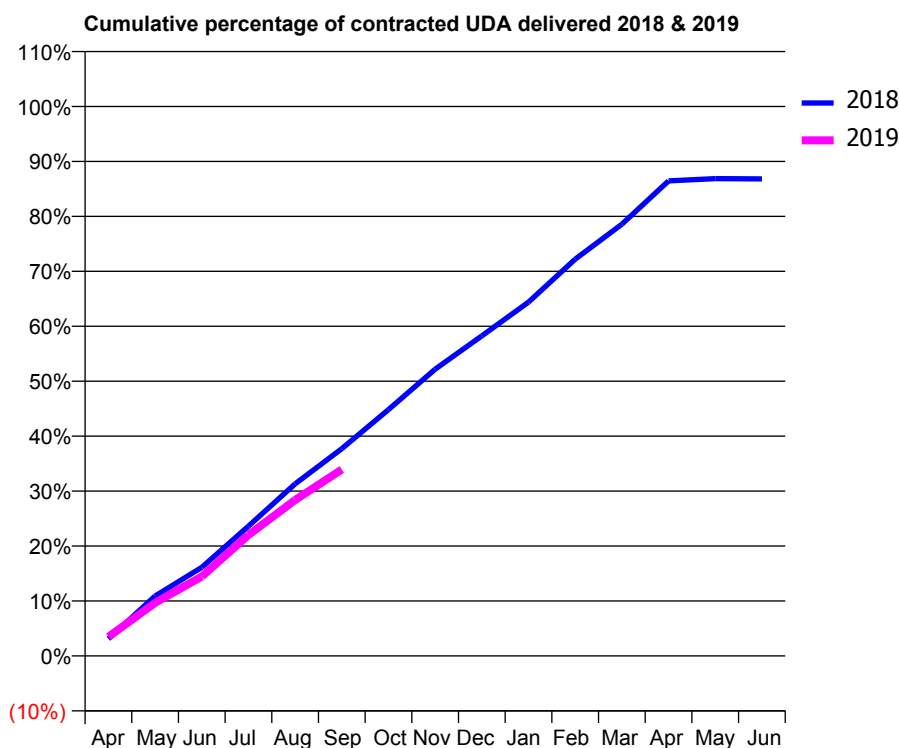
18/19 Contracted general activity (UDA)	49,397
Carry forward general activity (UDA)	0
18/19 Contracted orthodontic activity (UOA)	0
Carry forward orthodontic activity (UOA)	0
Baseline contract value	£1,187,526.61

ACCESS*

Patients seen in 24 months	Total	Change since previous quarter
Quarter ending September 2017	15,744	
Quarter ending December 2017	16,316	↑
Quarter ending March 2018	17,510	↑
Quarter ending June 2018	17,619	→
Quarter ending September 2018	17,365	↓
Variance since September 2017	10.3%	↑



ACTIVITY



Month	Adjusted Scheduled Activity (UDA)	
	2018	2019
April	1,541	1,723
May	5,394	4,775
June	7,966	7,143
July	11,667	10,884
August	15,471	14,017
September	18,629	16,764
October	22,141	
November	25,776	
December	28,779	
January	31,804	
February	35,668	
March	38,814	
April	42,698	
May	42,903	
June	42,888	

QUALITY

	Quantity	Base Number	Contract	AT	Region	England
% of FP17s for the same patient ID Re-attending within 3 months - Children	135	2,670	5.1%	9.2%	11.4%	11.6%
% of FP17s for the same patient ID Re-attending within 3 months - Adults	684	7,797	8.8%	12.5%	15.0%	15.5%
% of FP17s for the same patient ID Re-attending between 3 & 9 months - Children	1,430	2,670	53.6%	59.3%	59.9%	58.8%
% of FP17s for the same patient ID Re-attending between 3 & 9 months - Adults	3,780	7,797	48.5%	50.7%	52.0%	51.1%
% of FP17s for Band 1 Urgent Courses	563	8,886	6.3%	7.0%	8.0%	9.0%
% of FP17s Relating to Free Repair or Replacements	69	8,886	0.8%	0.8%	0.8%	0.8%
% of FP17s Relating to Continuations	8	8,886	0.1%	1.0%	0.9%	0.9%
% of Patients satisfied with the dentistry they have received	27	27	100.0%	93.7%	93.5%	93.3%
% of Patients satisfied with the time they had to wait for an appointment	24	27	88.9%	92.2%	89.1%	88.9%

* This is based on patients treated on this contract for their most recent course of treatment. Figures in italics indicate the base number of FP17s or Patient Questionnaire responses are less than 100. N/A is shown where the base number of responses is less than 10 during the period. % is calculated as Quantity/Base number*100

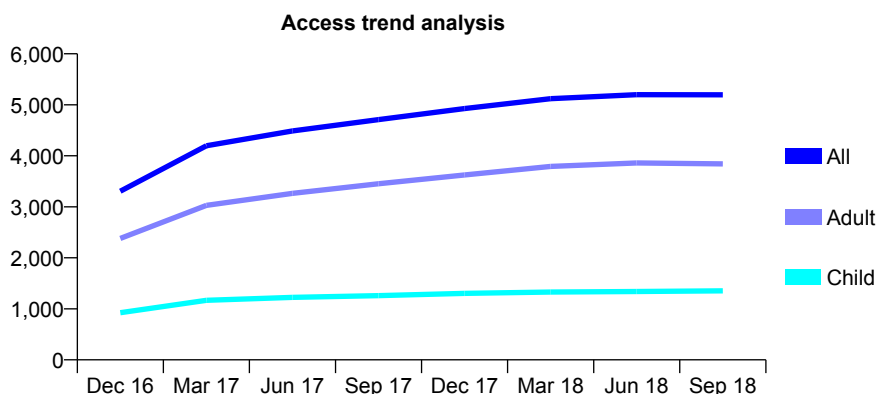
Q53 - Vital Signs At a Glance Contract Report for 100188/0000 - September 2018

Name or company name	High Street Dental Practice
Contract type name	GDS Contract
Purpose of contract	General
Contract start date	01/07/2016
Contract end date	

18/19 Contracted general activity (UDA)	14,203
Carry forward general activity (UDA)	-134
18/19 Contracted orthodontic activity (UOA)	0
Carry forward orthodontic activity (UOA)	0
Baseline contract value	£307,261.31

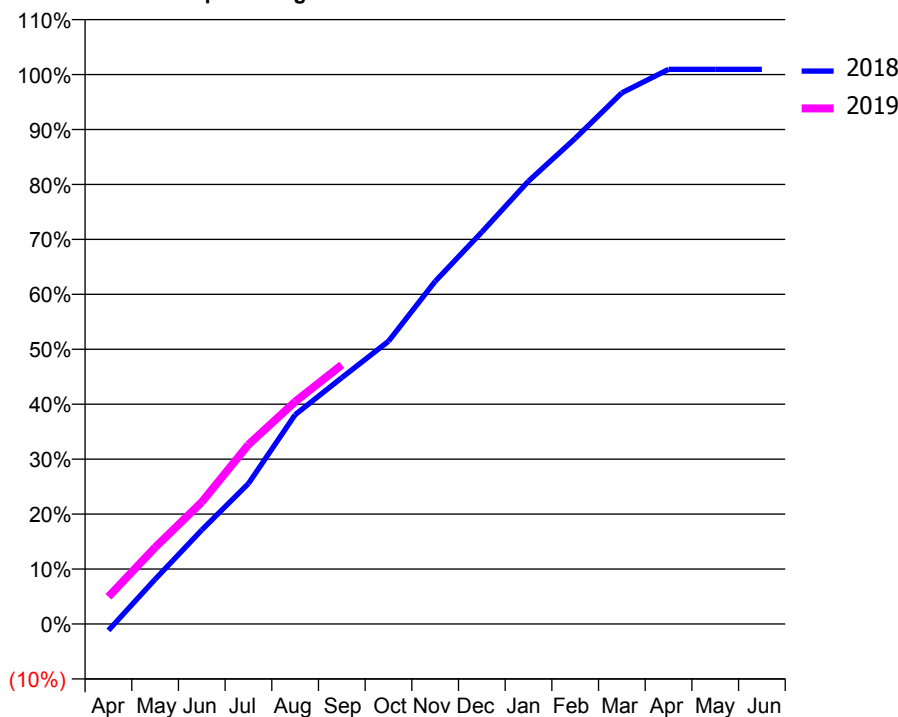
ACCESS*

Patients seen in 24 months	Total	Change since previous quarter
Quarter ending September 2017	4,711	
Quarter ending December 2017	4,928	↑
Quarter ending March 2018	5,121	↑
Quarter ending June 2018	5,199	→
Quarter ending September 2018	5,197	→
Variance since September 2017	10.3%	↑



ACTIVITY

Cumulative percentage of contracted UDA delivered 2018 & 2019



Adjusted Scheduled Activity (UDA)

Month	2018	2019
April	-167	706
May	1,157	1,982
June	2,431	3,151
July	3,631	4,636
August	5,409	5,748
September	6,369	6,697
October	7,308	
November	8,855	
December	10,133	
January	11,450	
February	12,551	
March	13,730	
April	14,335	
May	14,338	
June	14,338	

QUALITY

	Quantity	Base Number	Contract	AT	Region	England
% of FP17s for the same patient ID Re-attending within 3 months - Children	77	1,154	6.7%	9.2%	11.4%	11.6%
% of FP17s for the same patient ID Re-attending within 3 months - Adults	385	2,800	13.8%	12.5%	15.0%	15.5%
% of FP17s for the same patient ID Re-attending between 3 & 9 months - Children	749	1,154	64.9%	59.3%	59.9%	58.8%
% of FP17s for the same patient ID Re-attending between 3 & 9 months - Adults	1,710	2,800	61.1%	50.7%	52.0%	51.1%
% of FP17s for Band 1 Urgent Courses	112	3,639	3.1%	7.0%	8.0%	9.0%
% of FP17s Relating to Free Repair or Replacements	15	3,639	0.4%	0.8%	0.8%	0.8%
% of FP17s Relating to Continuations	120	3,639	3.3%	1.0%	0.9%	0.9%
% of Patients satisfied with the dentistry they have received	2	2	N/A	93.7%	93.5%	93.3%
% of Patients satisfied with the time they had to wait for an appointment	2	2	N/A	92.2%	89.1%	88.9%

* This is based on patients treated on this contract for their most recent course of treatment. Figures in italics indicate the base number of FP17s or Patient Questionnaire responses are less than 100. N/A is shown where the base number of responses is less than 10 during the period. % is calculated as Quantity/Base number*100

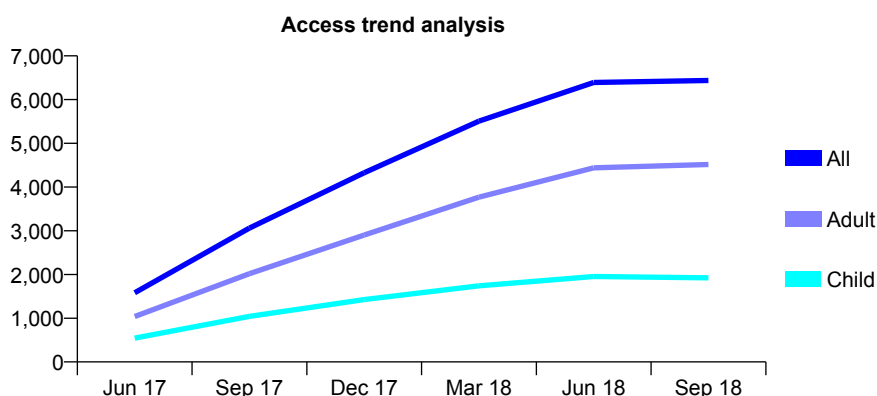
Q53 - Vital Signs At a Glance Contract Report for 100395/0000 - September 2018

Name or company name	MR NJ GIBB
Contract type name	GDS Contract
Purpose of contract	General
Contract start date	01/04/2017
Contract end date	

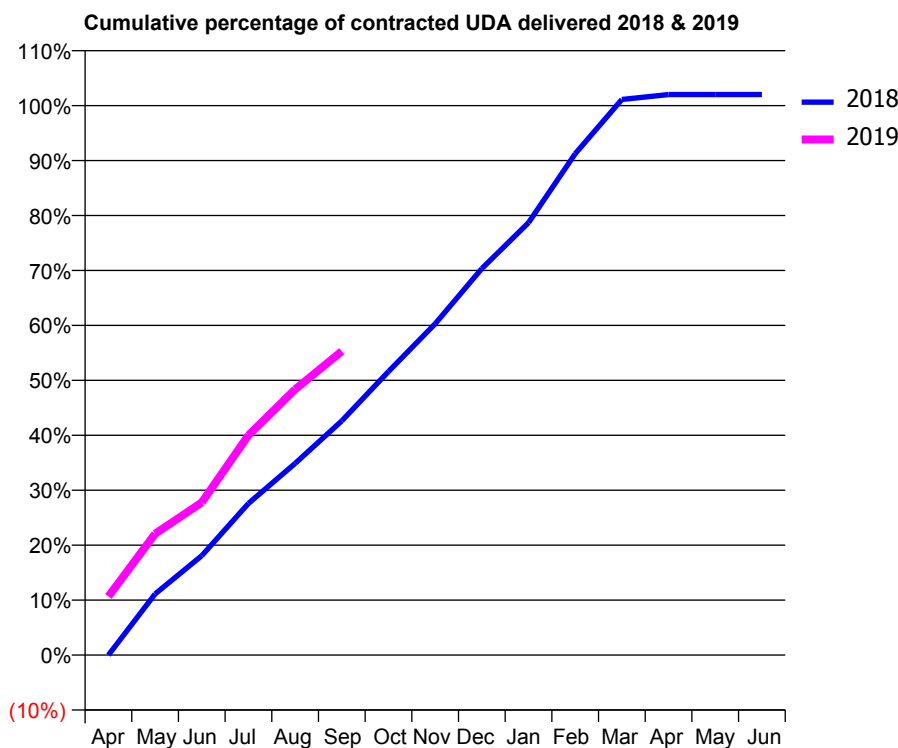
18/19 Contracted general activity (UDA)	15,000
Carry forward general activity (UDA)	-300
18/19 Contracted orthodontic activity (UOA)	0
Carry forward orthodontic activity (UOA)	0
Baseline contract value	£360,311.25

ACCESS*

Patients seen in 24 months	Total	Change since previous quarter
Quarter ending September 2017	3,061	
Quarter ending December 2017	4,328	↑
Quarter ending March 2018	5,507	↑
Quarter ending June 2018	6,392	↑
Quarter ending September 2018	6,438	→
Variance since September 2017	110.3%	↑



ACTIVITY



Month	Adjusted Scheduled Activity (UDA)	
	2018	2019
April	0	1,599
May	1,668	3,309
June	2,714	4,166
July	4,140	6,002
August	5,234	7,253
September	6,394	8,292
October	7,740	
November	9,042	
December	10,548	
January	11,801	
February	13,683	
March	15,163	
April	15,300	
May	15,300	
June	15,300	

QUALITY

	Quantity	Base Number	Contract	AT	Region	England
% of FP17s for the same patient ID Re-attending within 3 months - Children	68	1,542	4.4%	9.2%	11.4%	11.6%
% of FP17s for the same patient ID Re-attending within 3 months - Adults	313	3,176	9.9%	12.5%	15.0%	15.5%
% of FP17s for the same patient ID Re-attending between 3 & 9 months - Children	764	1,542	49.5%	59.3%	59.9%	58.8%
% of FP17s for the same patient ID Re-attending between 3 & 9 months - Adults	1,065	3,176	33.5%	50.7%	52.0%	51.1%
% of FP17s for Band 1 Urgent Courses	416	4,647	9.0%	7.0%	8.0%	9.0%
% of FP17s Relating to Free Repair or Replacements	35	4,647	0.8%	0.8%	0.8%	0.8%
% of FP17s Relating to Continuations	70	4,647	1.5%	1.0%	0.9%	0.9%
% of Patients satisfied with the dentistry they have received	1	1	N/A	93.7%	93.5%	93.3%
% of Patients satisfied with the time they had to wait for an appointment	1	1	N/A	92.2%	89.1%	88.9%

* This is based on patients treated on this contract for their most recent course of treatment. Figures in italics indicate the base number of FP17s or Patient Questionnaire responses are less than 100. N/A is shown where the base number of responses is less than 10 during the period. % is calculated as Quantity/Base number*100

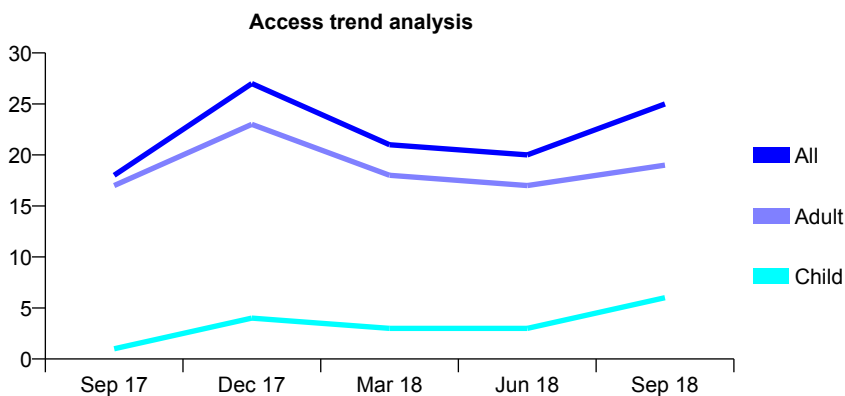
Q53 - Vital Signs At a Glance Contract Report for 100396/0000 - September 2018

Name or company name	Richmond Dental Practice Ltd.
Contract type name	GDS Contract
Purpose of contract	General
Contract start date	01/04/2017
Contract end date	

18/19 Contracted general activity (UDA)	1,825
Carry forward general activity (UDA)	0
18/19 Contracted orthodontic activity (UOA)	0
Carry forward orthodontic activity (UOA)	0
Baseline contract value	£38,761.91

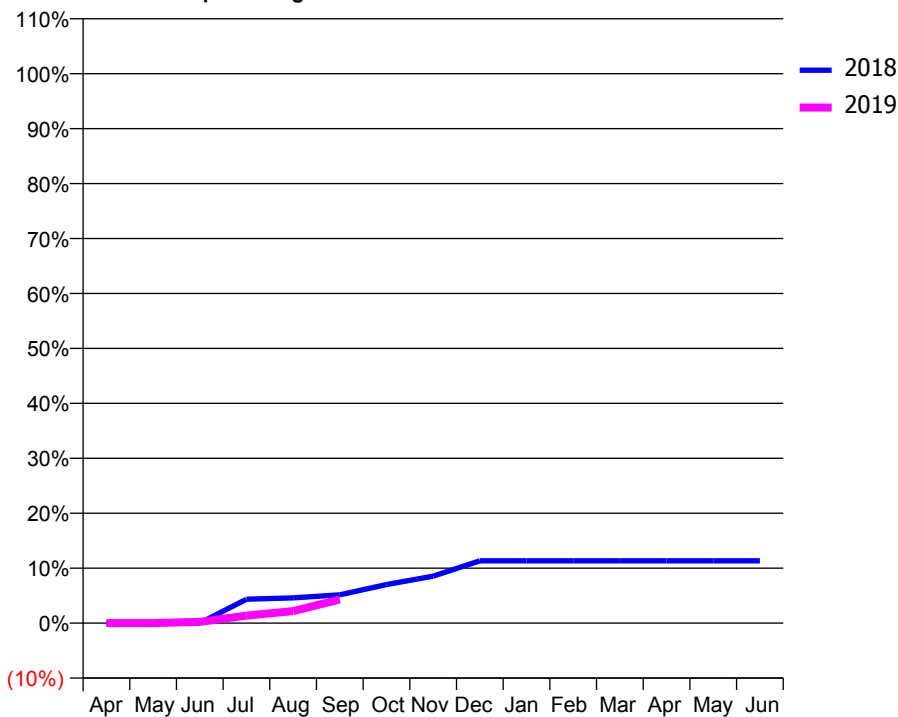
ACCESS*

Patients seen in 24 months	Total	Change since previous quarter
Quarter ending September 2017	18	
Quarter ending December 2017	27	↑
Quarter ending March 2018	21	↓
Quarter ending June 2018	20	↓
Quarter ending September 2018	25	↑
Variance since September 2017	38.9%	↑



ACTIVITY

Cumulative percentage of contracted UDA delivered 2018 & 2019



Month	Adjusted Scheduled Activity (UDA)	
	2018	2019
April	0	0
May	0	0
June	0	4
July	80	25
August	84	40
September	94	78
October	128	
November	156	
December	207	
January	207	
February	207	
March	207	
April	207	
May	207	
June	207	

QUALITY

	Quantity	Base Number	Contract	AT	Region	England
% of FP17s for the same patient ID Re-attending within 3 months - Children	0	3	0.0%	9.2%	11.4%	11.6%
% of FP17s for the same patient ID Re-attending within 3 months - Adults	0	13	0.0%	12.5%	15.0%	15.5%
% of FP17s for the same patient ID Re-attending between 3 & 9 months - Children	0	3	0.0%	59.3%	59.9%	58.8%
% of FP17s for the same patient ID Re-attending between 3 & 9 months - Adults	0	13	0.0%	50.7%	52.0%	51.1%
% of FP17s for Band 1 Urgent Courses	2	16	12.5%	7.0%	8.0%	9.0%
% of FP17s Relating to Free Repair or Replacements	0	16	0.0%	0.8%	0.8%	0.8%
% of FP17s Relating to Continuations	0	16	0.0%	1.0%	0.9%	0.9%
% of Patients satisfied with the dentistry they have received	0	0	N/A	93.7%	93.5%	93.3%
% of Patients satisfied with the time they had to wait for an appointment	0	0	N/A	92.2%	89.1%	88.9%

* This is based on patients treated on this contract for their most recent course of treatment. Figures in italics indicate the base number of FP17s or Patient Questionnaire responses are less than 100. N/A is shown where the base number of responses is less than 10 during the period. % is calculated as Quantity/Base number*100

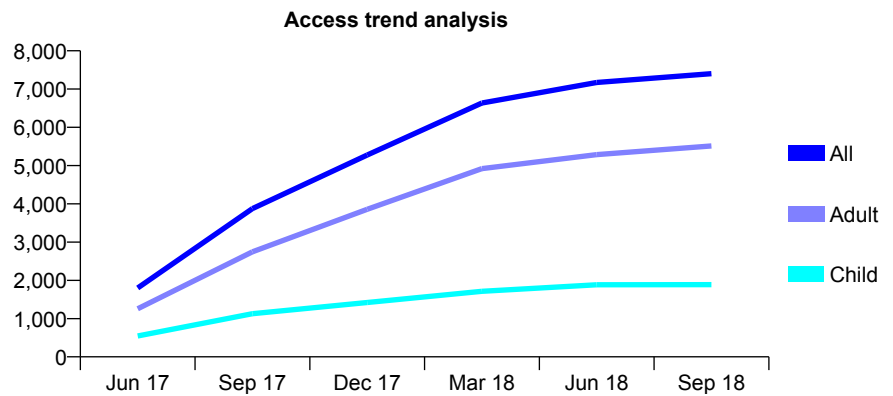
Q53 - Vital Signs At a Glance Contract Report for 100397/0000 - September 2018

Name or company name	MR A PANDEY
Contract type name	GDS Contract
Purpose of contract	General
Contract start date	01/04/2017
Contract end date	

18/19 Contracted general activity (UDA)	26,200
Carry forward general activity (UDA)	-524
18/19 Contracted orthodontic activity (UOA)	0
Carry forward orthodontic activity (UOA)	0
Baseline contract value	£557,797.21

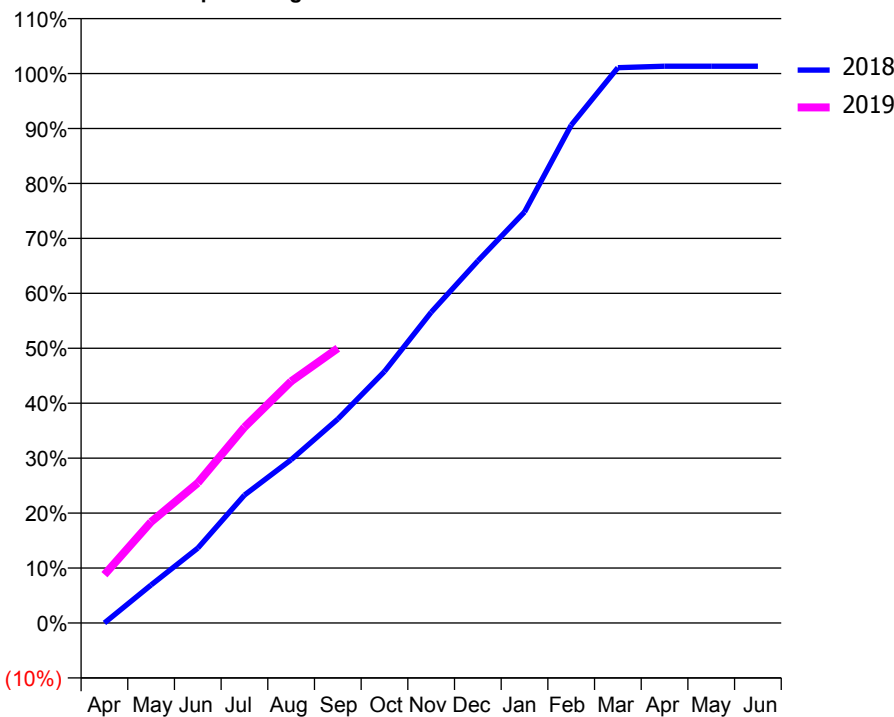
ACCESS*

Patients seen in 24 months	Total	Change since previous quarter
Quarter ending September 2017	3,874	
Quarter ending December 2017	5,276	↑
Quarter ending March 2018	6,635	↑
Quarter ending June 2018	7,171	↑
Quarter ending September 2018	7,402	↑
Variance since September 2017	91.1%	↑



ACTIVITY

Cumulative percentage of contracted UDA delivered 2018 & 2019



Month	Adjusted Scheduled Activity (UDA)	
	2018	2019
April	0	2,306
May	1,863	4,820
June	3,665	6,679
July	6,267	9,335
August	7,997	11,525
September	9,986	13,101
October	12,319	
November	15,220	
December	17,732	
January	20,133	
February	24,385	
March	27,198	
April	27,268	
May	27,268	
June	27,268	

QUALITY

	Quantity	Base Number	Contract	AT	Region	England
% of FP17s for the same patient ID Re-attending within 3 months - Children	72	1,335	5.4%	9.2%	11.4%	11.6%
% of FP17s for the same patient ID Re-attending within 3 months - Adults	582	3,977	14.6%	12.5%	15.0%	15.5%
% of FP17s for the same patient ID Re-attending between 3 & 9 months - Children	680	1,335	50.9%	59.3%	59.9%	58.8%
% of FP17s for the same patient ID Re-attending between 3 & 9 months - Adults	1,781	3,977	44.8%	50.7%	52.0%	51.1%
% of FP17s for Band 1 Urgent Courses	555	5,255	10.6%	7.0%	8.0%	9.0%
% of FP17s Relating to Free Repair or Replacements	45	5,255	0.9%	0.8%	0.8%	0.8%
% of FP17s Relating to Continuations	67	5,255	1.3%	1.0%	0.9%	0.9%
% of Patients satisfied with the dentistry they have received	9	11	81.8%	93.7%	93.5%	93.3%
% of Patients satisfied with the time they had to wait for an appointment	9	11	81.8%	92.2%	89.1%	88.9%

* This is based on patients treated on this contract for their most recent course of treatment. Figures in italics indicate the base number of FP17s or Patient Questionnaire responses are less than 100. N/A is shown where the base number of responses is less than 10 during the period. % is calculated as Quantity/Base number*100

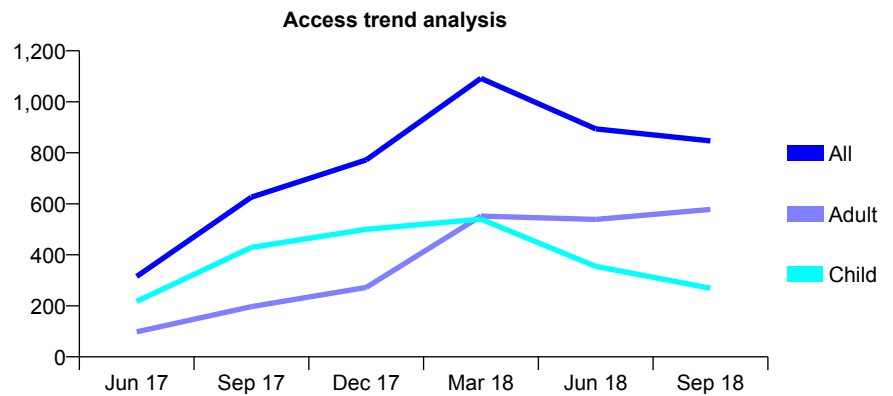
Q53 - Vital Signs At a Glance Contract Report for 100399/0000 - September 2018

Name or company name	MR T MIRZA
Contract type name	GDS Contract
Purpose of contract	General
Contract start date	01/04/2017
Contract end date	

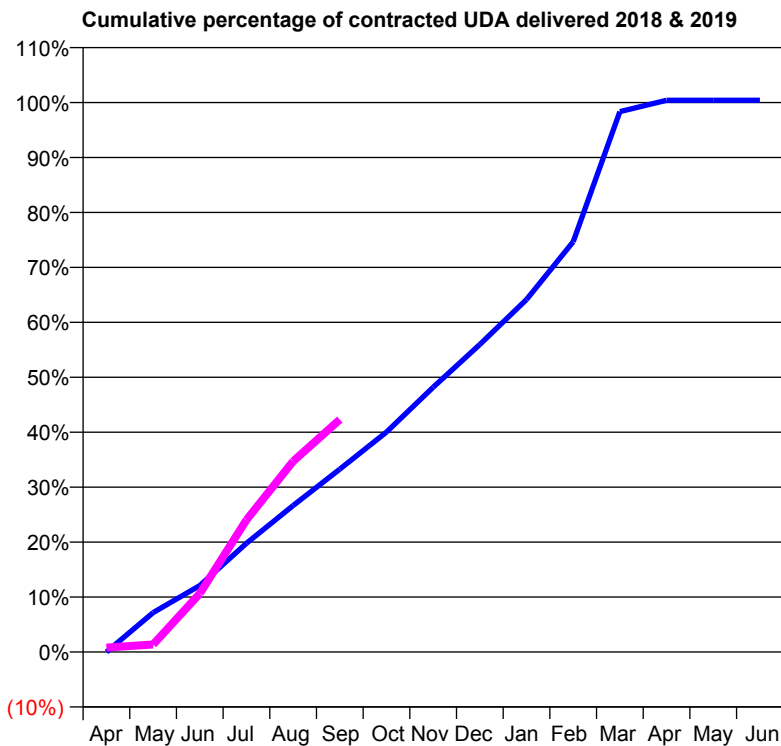
18/19 Contracted general activity (UDA)	5,000
Carry forward general activity (UDA)	-23
18/19 Contracted orthodontic activity (UOA)	0
Carry forward orthodontic activity (UOA)	0
Baseline contract value	£106,197.00

ACCESS*

Patients seen in 24 months	Total	Change since previous quarter
Quarter ending September 2017	626	
Quarter ending December 2017	772	↑
Quarter ending March 2018	1,092	↑
Quarter ending June 2018	894	↓
Quarter ending September 2018	847	↓
Variance since September 2017	35.3%	↑



ACTIVITY



Month	Adjusted Scheduled Activity (UDA)	
	2018	2019
April	0	41
May	356	68
June	601	533
July	983	1,201
August	1,324	1,735
September	1,653	2,116
October	1,989	
November	2,393	
December	2,780	
January	3,186	
February	3,709	
March	4,885	
April	4,987	
May	4,987	
June	4,987	

QUALITY

	Quantity	Base Number	Contract	AT	Region	England
% of FP17s for the same patient ID Re-attending within 3 months - Children	4	126	3.2%	9.2%	11.4%	11.6%
% of FP17s for the same patient ID Re-attending within 3 months - Adults	22	391	5.6%	12.5%	15.0%	15.5%
% of FP17s for the same patient ID Re-attending between 3 & 9 months - Children	32	126	25.4%	59.3%	59.9%	58.8%
% of FP17s for the same patient ID Re-attending between 3 & 9 months - Adults	75	391	19.2%	50.7%	52.0%	51.1%
% of FP17s for Band 1 Urgent Courses	17	495	3.4%	7.0%	8.0%	9.0%
% of FP17s Relating to Free Repair or Replacements	1	495	0.2%	0.8%	0.8%	0.8%
% of FP17s Relating to Continuations	4	495	0.8%	1.0%	0.9%	0.9%
% of Patients satisfied with the dentistry they have received	2	2	N/A	93.7%	93.5%	93.3%
% of Patients satisfied with the time they had to wait for an appointment	2	2	N/A	92.2%	89.1%	88.9%

* This is based on patients treated on this contract for their most recent course of treatment. Figures in italics indicate the base number of FP17s or Patient Questionnaire responses are less than 100. N/A is shown where the base number of responses is less than 10 during the period. % is calculated as Quantity/Base number*100

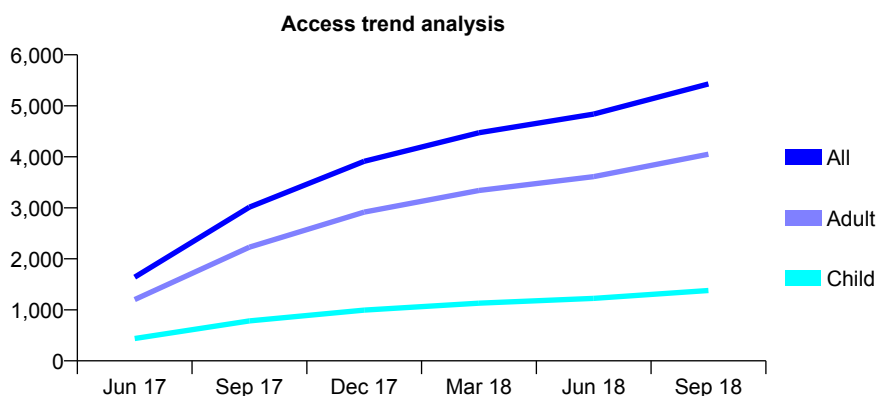
Q53 - Vital Signs At a Glance Contract Report for 100406/0000 - September 2018

Name or company name	Gentle Dental Care (DROITWICH)LTD
Contract type name	GDS Contract
Purpose of contract	General
Contract start date	01/04/2017
Contract end date	

18/19 Contracted general activity (UDA)	13,850
Carry forward general activity (UDA)	0
18/19 Contracted orthodontic activity (UOA)	0
Carry forward orthodontic activity (UOA)	0
Baseline contract value	£294,165.69

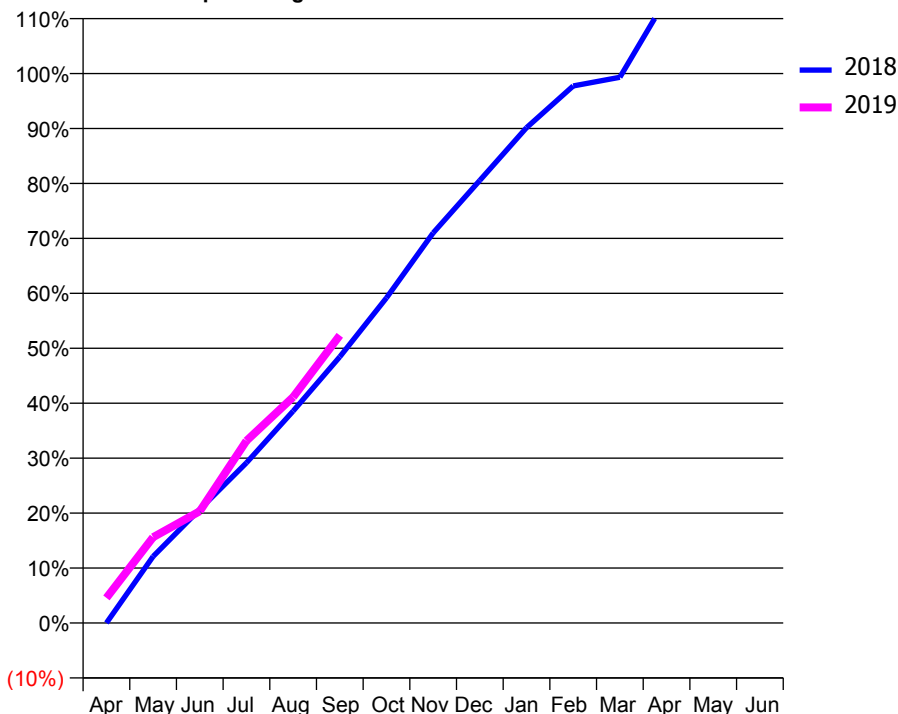
ACCESS*

Patients seen in 24 months	Total	Change since previous quarter
Quarter ending September 2017	3,012	
Quarter ending December 2017	3,912	↑
Quarter ending March 2018	4,473	↑
Quarter ending June 2018	4,837	↑
Quarter ending September 2018	5,430	↑
Variance since September 2017	80.3%	↑



ACTIVITY

Cumulative percentage of contracted UDA delivered 2018 & 2019



Adjusted Scheduled Activity (UDA)

Month	2018	2019
April	0	634
May	1,678	2,162
June	2,865	2,818
July	4,037	4,592
August	5,343	5,695
September	6,711	7,253
October	8,197	
November	9,834	
December	11,158	
January	12,485	
February	13,537	
March	13,753	
April	15,739	
May	15,741	
June	15,738	

QUALITY

	Quantity	Base Number	Contract	AT	Region	England
% of FP17s for the same patient ID Re-attending within 3 months - Children	77	1,100	7.0%	9.2%	11.4%	11.6%
% of FP17s for the same patient ID Re-attending within 3 months - Adults	407	3,159	12.9%	12.5%	15.0%	15.5%
% of FP17s for the same patient ID Re-attending between 3 & 9 months - Children	491	1,100	44.6%	59.3%	59.9%	58.8%
% of FP17s for the same patient ID Re-attending between 3 & 9 months - Adults	1,380	3,159	43.7%	50.7%	52.0%	51.1%
% of FP17s for Band 1 Urgent Courses	339	3,451	9.8%	7.0%	8.0%	9.0%
% of FP17s Relating to Free Repair or Replacements	53	3,451	1.5%	0.8%	0.8%	0.8%
% of FP17s Relating to Continuations	27	3,451	0.8%	1.0%	0.9%	0.9%
% of Patients satisfied with the dentistry they have received	8	8	N/A	93.7%	93.5%	93.3%
% of Patients satisfied with the time they had to wait for an appointment	8	8	N/A	92.2%	89.1%	88.9%

* This is based on patients treated on this contract for their most recent course of treatment. Figures in italics indicate the base number of FP17s or Patient Questionnaire responses are less than 100. N/A is shown where the base number of responses is less than 10 during the period. % is calculated as Quantity/Base number*100

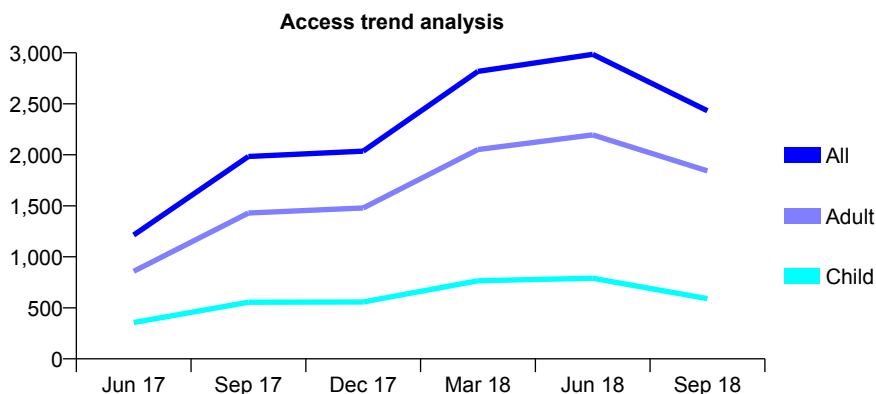
Q53 - Vital Signs At a Glance Contract Report for 100407/0000 - September 2018

Name or company name	Gentle Dental Care (EVESHAM)LTD
Contract type name	GDS Contract
Purpose of contract	General
Contract start date	01/04/2017
Contract end date	

18/19 Contracted general activity (UDA)	17,200
Carry forward general activity (UDA)	0
18/19 Contracted orthodontic activity (UOA)	0
Carry forward orthodontic activity (UOA)	0
Baseline contract value	£366,187.48

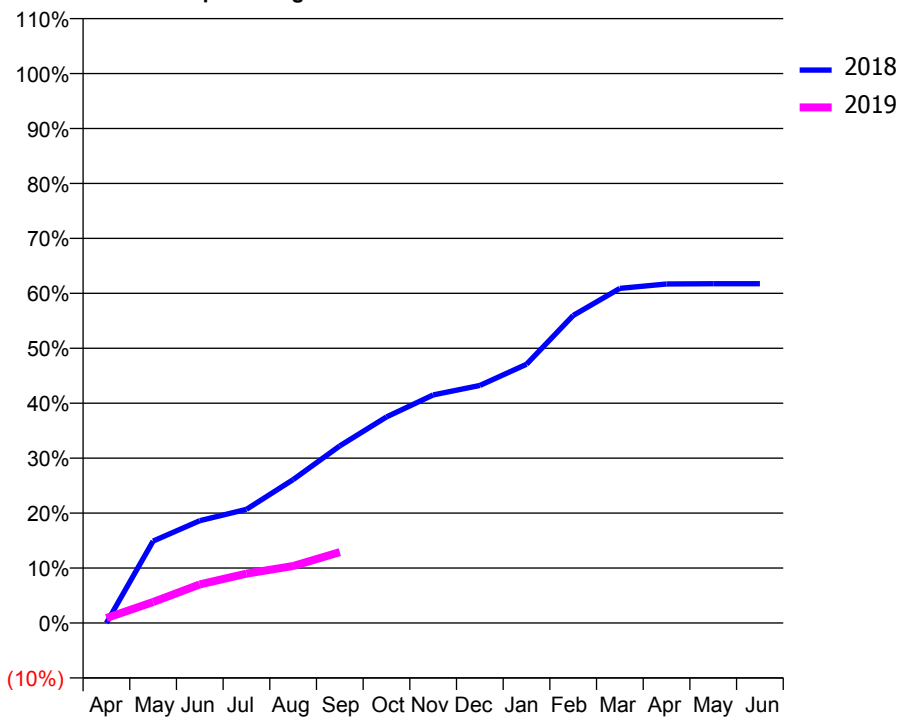
ACCESS*

Patients seen in 24 months	Total	Change since previous quarter
Quarter ending September 2017	1,984	
Quarter ending December 2017	2,036	↑
Quarter ending March 2018	2,817	↑
Quarter ending June 2018	2,985	↑
Quarter ending September 2018	2,432	↓
Variance since September 2017	22.6%	↑



ACTIVITY

Cumulative percentage of contracted UDA delivered 2018 & 2019



Adjusted Scheduled Activity (UDA)

Month	2018	2019
April	0	156
May	2,567	659
June	3,205	1,207
July	3,557	1,546
August	4,487	1,786
September	5,547	2,219
October	6,449	
November	7,138	
December	7,434	
January	8,098	
February	9,626	
March	10,474	
April	10,612	
May	10,620	
June	10,620	

QUALITY

	Quantity	Base Number	Contract	AT	Region	England
% of FP17s for the same patient ID Re-attending within 3 months - Children	3	259	1.2%	9.2%	11.4%	11.6%
% of FP17s for the same patient ID Re-attending within 3 months - Adults	76	846	9.0%	12.5%	15.0%	15.5%
% of FP17s for the same patient ID Re-attending between 3 & 9 months - Children	49	259	18.9%	59.3%	59.9%	58.8%
% of FP17s for the same patient ID Re-attending between 3 & 9 months - Adults	122	846	14.4%	50.7%	52.0%	51.1%
% of FP17s for Band 1 Urgent Courses	106	1,047	10.1%	7.0%	8.0%	9.0%
% of FP17s Relating to Free Repair or Replacements	9	1,047	0.9%	0.8%	0.8%	0.8%
% of FP17s Relating to Continuations	6	1,047	0.6%	1.0%	0.9%	0.9%
% of Patients satisfied with the dentistry they have received	0	0	N/A	93.7%	93.5%	93.3%
% of Patients satisfied with the time they had to wait for an appointment	0	0	N/A	92.2%	89.1%	88.9%

* This is based on patients treated on this contract for their most recent course of treatment. Figures in italics indicate the base number of FP17s or Patient Questionnaire responses are less than 100. N/A is shown where the base number of responses is less than 10 during the period. % is calculated as Quantity/Base number*100

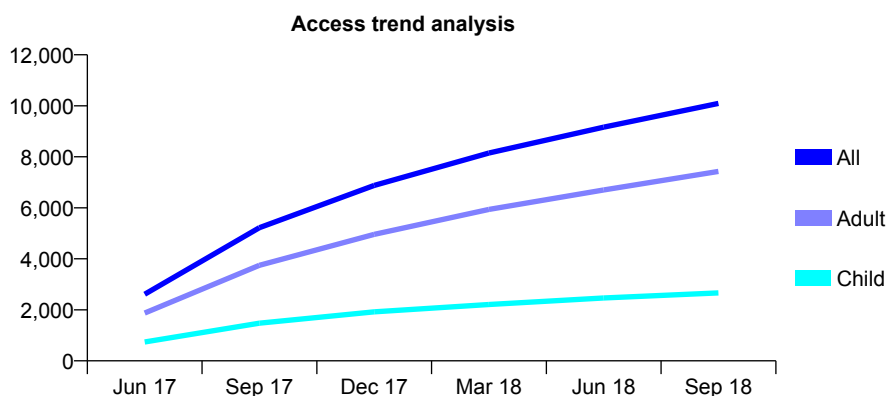
Q53 - Vital Signs At a Glance Contract Report for 100408/0000 - September 2018

Name or company name	Gentle Dental Care (WORCESTER)LTD
Contract type name	GDS Contract
Purpose of contract	General
Contract start date	01/04/2017
Contract end date	

18/19 Contracted general activity (UDA)	30,000
Carry forward general activity (UDA)	0
18/19 Contracted orthodontic activity (UOA)	0
Carry forward orthodontic activity (UOA)	0
Baseline contract value	£637,182.00

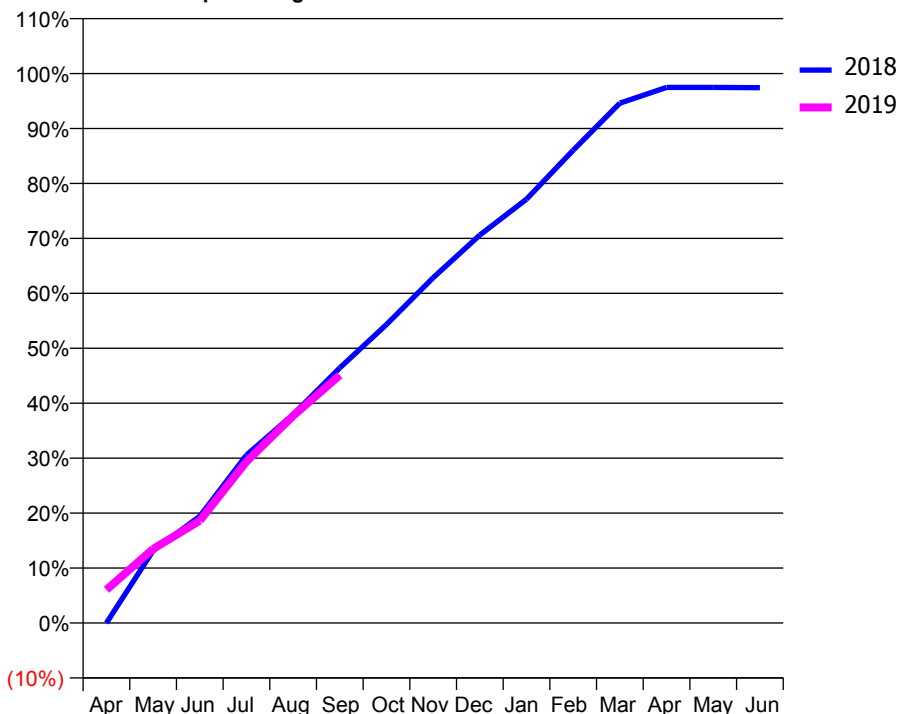
ACCESS*

Patients seen in 24 months	Total	Change since previous quarter
Quarter ending September 2017	5,219	
Quarter ending December 2017	6,881	↑
Quarter ending March 2018	8,150	↑
Quarter ending June 2018	9,163	↑
Quarter ending September 2018	10,093	↑
Variance since September 2017	93.4%	↑



ACTIVITY

Cumulative percentage of contracted UDA delivered 2018 & 2019



Month	Adjusted Scheduled Activity (UDA)	
	2018	2019
April	0	1,816
May	4,012	4,047
June	5,923	5,590
July	9,319	8,816
August	11,575	11,312
September	14,162	13,532
October	16,570	
November	19,166	
December	21,533	
January	23,524	
February	26,241	
March	28,853	
April	29,731	
May	29,730	
June	29,714	

QUALITY

	Quantity	Base Number	Contract	AT	Region	England
% of FP17s for the same patient ID Re-attending within 3 months - Children	111	1,749	6.3%	9.2%	11.4%	11.6%
% of FP17s for the same patient ID Re-attending within 3 months - Adults	745	4,798	15.5%	12.5%	15.0%	15.5%
% of FP17s for the same patient ID Re-attending between 3 & 9 months - Children	772	1,749	44.1%	59.3%	59.9%	58.8%
% of FP17s for the same patient ID Re-attending between 3 & 9 months - Adults	1,714	4,798	35.7%	50.7%	52.0%	51.1%
% of FP17s for Band 1 Urgent Courses	765	6,143	12.5%	7.0%	8.0%	9.0%
% of FP17s Relating to Free Repair or Replacements	61	6,143	1.0%	0.8%	0.8%	0.8%
% of FP17s Relating to Continuations	53	6,143	0.9%	1.0%	0.9%	0.9%
% of Patients satisfied with the dentistry they have received	2	2	N/A	93.7%	93.5%	93.3%
% of Patients satisfied with the time they had to wait for an appointment	2	2	N/A	92.2%	89.1%	88.9%

* This is based on patients treated on this contract for their most recent course of treatment. Figures in italics indicate the base number of FP17s or Patient Questionnaire responses are less than 100. N/A is shown where the base number of responses is less than 10 during the period. % is calculated as Quantity/Base number*100

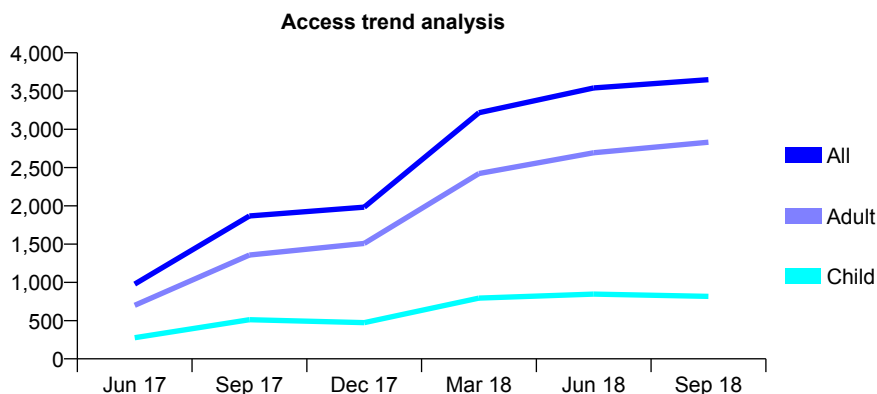
Q53 - Vital Signs At a Glance Contract Report for 100430/0000 - September 2018

Name or company name	MR T MOODLEY
Contract type name	GDS Contract
Purpose of contract	General
Contract start date	01/04/2017
Contract end date	

18/19 Contracted general activity (UDA)	10,000
Carry forward general activity (UDA)	309
18/19 Contracted orthodontic activity (UOA)	0
Carry forward orthodontic activity (UOA)	0
Baseline contract value	£219,979.50

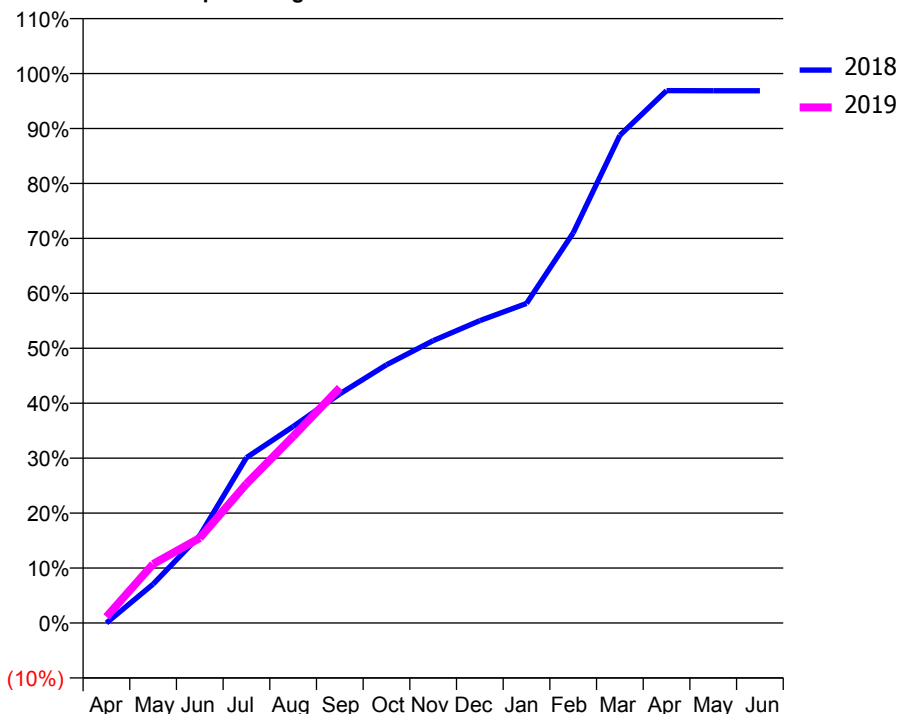
ACCESS*

Patients seen in 24 months	Total	Change since previous quarter
Quarter ending September 2017	1,868	
Quarter ending December 2017	1,982	↑
Quarter ending March 2018	3,216	↑
Quarter ending June 2018	3,540	↑
Quarter ending September 2018	3,648	↑
Variance since September 2017	95.3%	↑



ACTIVITY

Cumulative percentage of contracted UDA delivered 2018 & 2019



Adjusted Scheduled Activity (UDA)

Month	2018	2019
April	0	112
May	703	1,074
June	1,581	1,548
July	2,986	2,535
August	3,547	3,395
September	4,137	4,281
October	4,662	
November	5,097	
December	5,459	
January	5,770	
February	7,041	
March	8,805	
April	9,611	
May	9,608	
June	9,608	

QUALITY

	Quantity	Base Number	Contract	AT	Region	England
% of FP17s for the same patient ID Re-attending within 3 months - Children	22	672	3.3%	9.2%	11.4%	11.6%
% of FP17s for the same patient ID Re-attending within 3 months - Adults	178	2,078	8.6%	12.5%	15.0%	15.5%
% of FP17s for the same patient ID Re-attending between 3 & 9 months - Children	166	672	24.7%	59.3%	59.9%	58.8%
% of FP17s for the same patient ID Re-attending between 3 & 9 months - Adults	408	2,078	19.6%	50.7%	52.0%	51.1%
% of FP17s for Band 1 Urgent Courses	60	2,021	3.0%	7.0%	8.0%	9.0%
% of FP17s Relating to Free Repair or Replacements	26	2,021	1.3%	0.8%	0.8%	0.8%
% of FP17s Relating to Continuations	34	2,021	1.7%	1.0%	0.9%	0.9%
% of Patients satisfied with the dentistry they have received	1	1	N/A	93.7%	93.5%	93.3%
% of Patients satisfied with the time they had to wait for an appointment	1	1	N/A	92.2%	89.1%	88.9%

* This is based on patients treated on this contract for their most recent course of treatment. Figures in italics indicate the base number of FP17s or Patient Questionnaire responses are less than 100. N/A is shown where the base number of responses is less than 10 during the period. % is calculated as Quantity/Base number*100

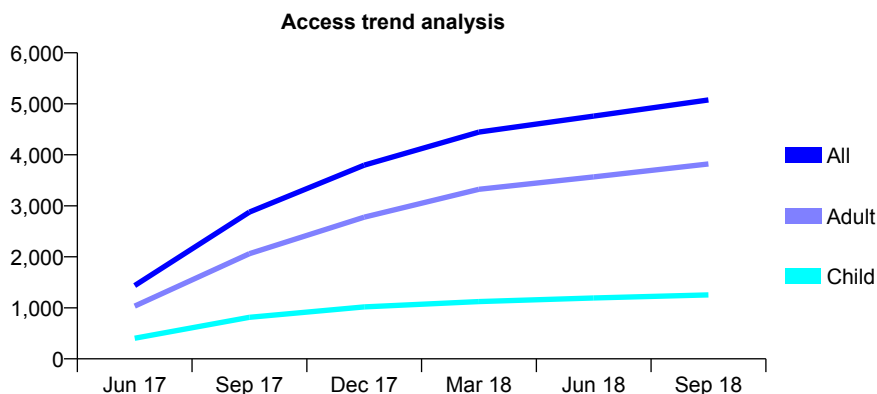
Q53 - Vital Signs At a Glance Contract Report for 100431/0000 - September 2018

Name or company name	OASIS DENTAL CARE LTD
Contract type name	GDS Contract
Purpose of contract	General
Contract start date	01/04/2017
Contract end date	

18/19 Contracted general activity (UDA)	16,078
Carry forward general activity (UDA)	-286
18/19 Contracted orthodontic activity (UOA)	0
Carry forward orthodontic activity (UOA)	0
Baseline contract value	£341,487.07

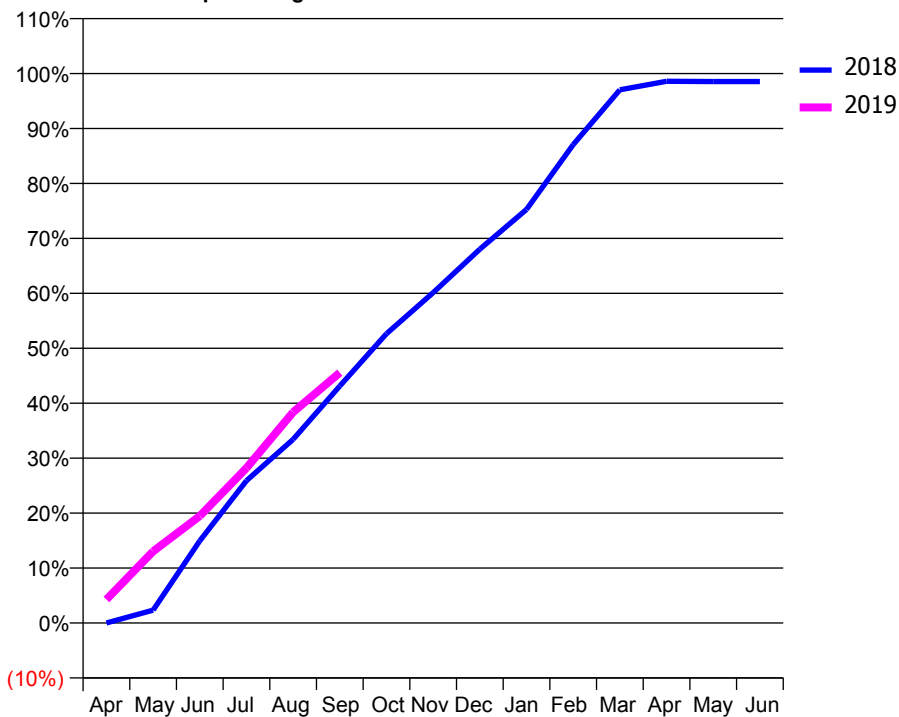
ACCESS*

Patients seen in 24 months	Total	Change since previous quarter
Quarter ending September 2017	2,876	
Quarter ending December 2017	3,797	↑
Quarter ending March 2018	4,446	↑
Quarter ending June 2018	4,760	↑
Quarter ending September 2018	5,075	↑
Variance since September 2017	76.5%	↑



ACTIVITY

Cumulative percentage of contracted UDA delivered 2018 & 2019



Adjusted Scheduled Activity (UDA)

Month	2018	2019
April	0	690
May	377	2,095
June	2,407	3,131
July	4,166	4,535
August	5,373	6,172
September	6,936	7,324
October	8,466	
November	9,665	
December	10,939	
January	12,101	
February	13,999	
March	15,599	
April	15,851	
May	15,844	
June	15,843	

QUALITY

	Quantity	Base Number	Contract	AT	Region	England
% of FP17s for the same patient ID Re-attending within 3 months - Children	36	882	4.1%	9.2%	11.4%	11.6%
% of FP17s for the same patient ID Re-attending within 3 months - Adults	206	2,465	8.4%	12.5%	15.0%	15.5%
% of FP17s for the same patient ID Re-attending between 3 & 9 months - Children	571	882	64.7%	59.3%	59.9%	58.8%
% of FP17s for the same patient ID Re-attending between 3 & 9 months - Adults	1,162	2,465	47.1%	50.7%	52.0%	51.1%
% of FP17s for Band 1 Urgent Courses	280	3,252	8.6%	7.0%	8.0%	9.0%
% of FP17s Relating to Free Repair or Replacements	38	3,252	1.2%	0.8%	0.8%	0.8%
% of FP17s Relating to Continuations	6	3,252	0.2%	1.0%	0.9%	0.9%
% of Patients satisfied with the dentistry they have received	6	6	N/A	93.7%	93.5%	93.3%
% of Patients satisfied with the time they had to wait for an appointment	6	6	N/A	92.2%	89.1%	88.9%

* This is based on patients treated on this contract for their most recent course of treatment. Figures in italics indicate the base number of FP17s or Patient Questionnaire responses are less than 100. N/A is shown where the base number of responses is less than 10 during the period. % is calculated as Quantity/Base number*100

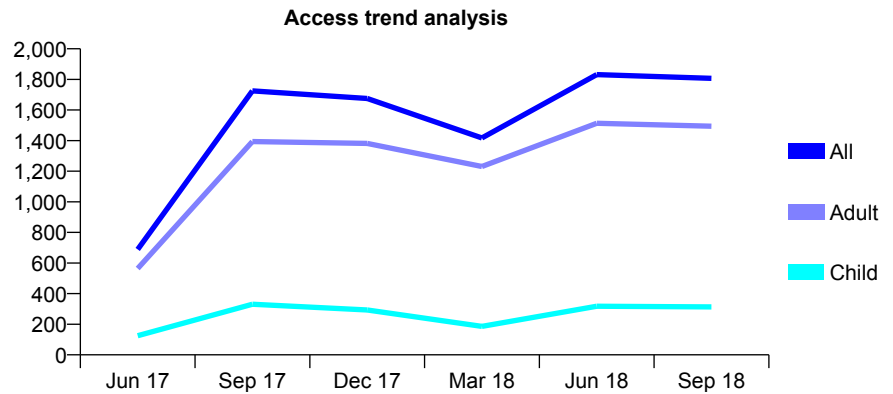
Q53 - Vital Signs At a Glance Contract Report for 100435/0000 - September 2018

Name or company name	MR DJ LANGMAN
Contract type name	GDS Contract
Purpose of contract	General
Contract start date	01/04/2017
Contract end date	

18/19 Contracted general activity (UDA)	5,000
Carry forward general activity (UDA)	-42
18/19 Contracted orthodontic activity (UOA)	0
Carry forward orthodontic activity (UOA)	0
Baseline contract value	£123,896.50

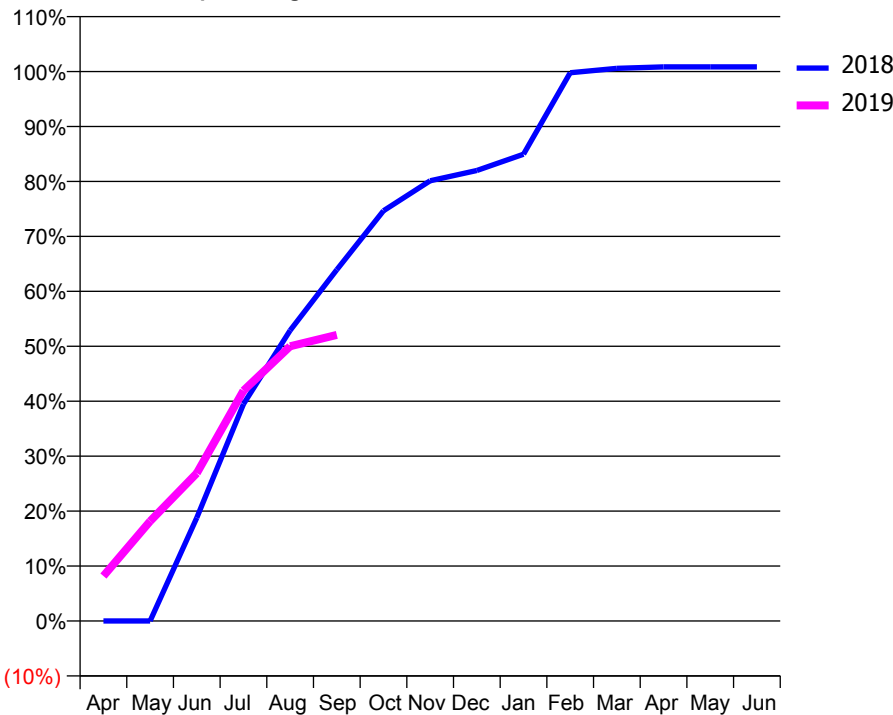
ACCESS*

Patients seen in 24 months	Total	Change since previous quarter
Quarter ending September 2017	1,725	
Quarter ending December 2017	1,675	↓
Quarter ending March 2018	1,417	↓
Quarter ending June 2018	1,831	↑
Quarter ending September 2018	1,807	↓
Variance since September 2017	4.8%	↑



ACTIVITY

Cumulative percentage of contracted UDA delivered 2018 & 2019



Month	Adjusted Scheduled Activity (UDA)	
	2018	2019
April	0	409
May	0	908
June	945	1,346
July	1,984	2,097
August	2,659	2,500
September	3,214	2,603
October	3,753	
November	4,028	
December	4,122	
January	4,270	
February	5,016	
March	5,056	
April	5,069	
May	5,069	
June	5,069	

QUALITY

	Quantity	Base Number	Contract	AT	Region	England
% of FP17s for the same patient ID Re-attending within 3 months - Children	10	305	3.3%	9.2%	11.4%	11.6%
% of FP17s for the same patient ID Re-attending within 3 months - Adults	124	1,306	9.5%	12.5%	15.0%	15.5%
% of FP17s for the same patient ID Re-attending between 3 & 9 months - Children	52	305	17.0%	59.3%	59.9%	58.8%
% of FP17s for the same patient ID Re-attending between 3 & 9 months - Adults	228	1,306	17.5%	50.7%	52.0%	51.1%
% of FP17s for Band 1 Urgent Courses	176	1,604	11.0%	7.0%	8.0%	9.0%
% of FP17s Relating to Free Repair or Replacements	15	1,604	0.9%	0.8%	0.8%	0.8%
% of FP17s Relating to Continuations	13	1,604	0.8%	1.0%	0.9%	0.9%
% of Patients satisfied with the dentistry they have received	1	1	N/A	93.7%	93.5%	93.3%
% of Patients satisfied with the time they had to wait for an appointment	1	1	N/A	92.2%	89.1%	88.9%

* This is based on patients treated on this contract for their most recent course of treatment. Figures in italics indicate the base number of FP17s or Patient Questionnaire responses are less than 100. N/A is shown where the base number of responses is less than 10 during the period. % is calculated as Quantity/Base number*100

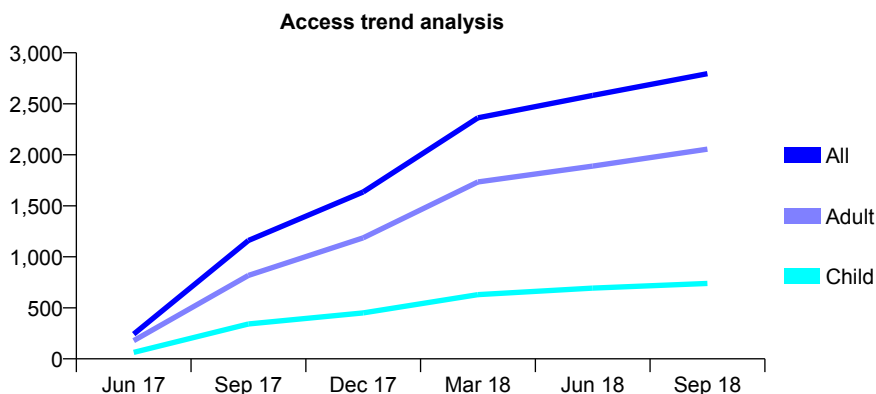
Q53 - Vital Signs At a Glance Contract Report for 100449/0000 - September 2018

Name or company name	BST Partnership
Contract type name	GDS Contract
Purpose of contract	General
Contract start date	01/04/2017
Contract end date	

18/19 Contracted general activity (UDA)	8,000
Carry forward general activity (UDA)	0
18/19 Contracted orthodontic activity (UOA)	0
Carry forward orthodontic activity (UOA)	0
Baseline contract value	£198,234.40

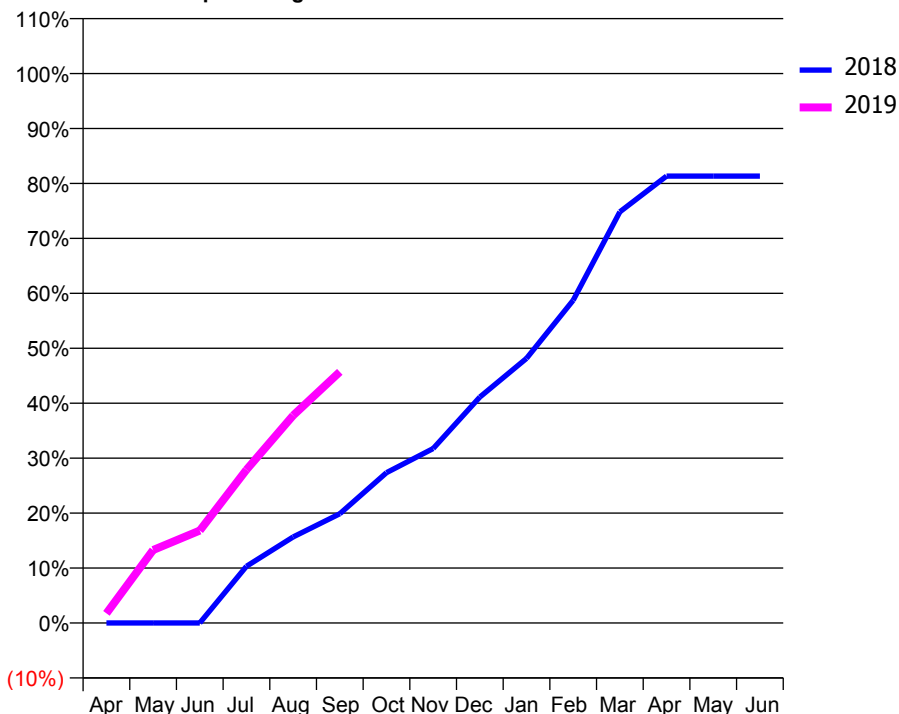
ACCESS*

Patients seen in 24 months	Total	Change since previous quarter
Quarter ending September 2017	1,160	
Quarter ending December 2017	1,636	↑
Quarter ending March 2018	2,363	↑
Quarter ending June 2018	2,583	↑
Quarter ending September 2018	2,795	↑
Variance since September 2017	140.9%	↑



ACTIVITY

Cumulative percentage of contracted UDA delivered 2018 & 2019



Adjusted Scheduled Activity (UDA)

Month	2018	2019
April	0	140
May	0	1,063
June	0	1,346
July	854	2,232
August	1,295	3,022
September	1,644	3,657
October	2,263	
November	2,625	
December	3,400	
January	3,983	
February	4,859	
March	6,188	
April	6,726	
May	6,725	
June	6,725	

QUALITY

	Quantity	Base Number	Contract	AT	Region	England
% of FP17s for the same patient ID Re-attending within 3 months - Children	45	574	7.8%	9.2%	11.4%	11.6%
% of FP17s for the same patient ID Re-attending within 3 months - Adults	247	1,586	15.6%	12.5%	15.0%	15.5%
% of FP17s for the same patient ID Re-attending between 3 & 9 months - Children	339	574	59.1%	59.3%	59.9%	58.8%
% of FP17s for the same patient ID Re-attending between 3 & 9 months - Adults	767	1,586	48.4%	50.7%	52.0%	51.1%
% of FP17s for Band 1 Urgent Courses	270	1,972	13.7%	7.0%	8.0%	9.0%
% of FP17s Relating to Free Repair or Replacements	12	1,972	0.6%	0.8%	0.8%	0.8%
% of FP17s Relating to Continuations	8	1,972	0.4%	1.0%	0.9%	0.9%
% of Patients satisfied with the dentistry they have received	3	3	N/A	93.7%	93.5%	93.3%
% of Patients satisfied with the time they had to wait for an appointment	3	3	N/A	92.2%	89.1%	88.9%

* This is based on patients treated on this contract for their most recent course of treatment. Figures in italics indicate the base number of FP17s or Patient Questionnaire responses are less than 100. N/A is shown where the base number of responses is less than 10 during the period. % is calculated as Quantity/Base number*100

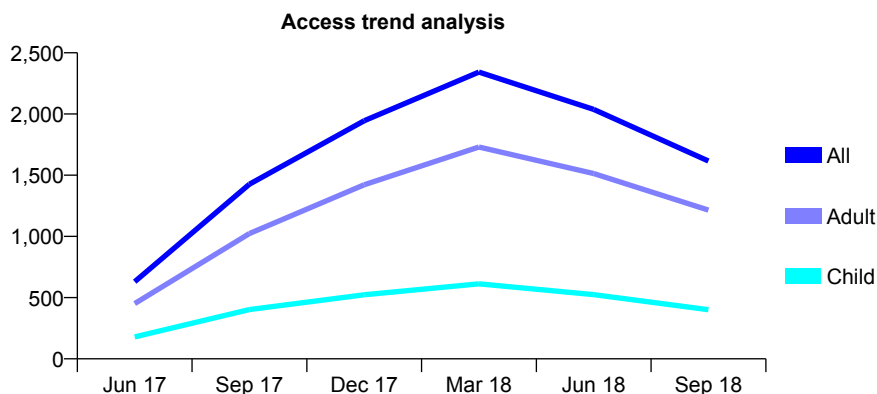
Q53 - Vital Signs At a Glance Contract Report for 100450/0000 - September 2018

Name or company name	OASIS DENTAL CARE LTD
Contract type name	GDS Contract
Purpose of contract	General
Contract start date	01/04/2017
Contract end date	

18/19 Contracted general activity (UDA)	6,000
Carry forward general activity (UDA)	-118
18/19 Contracted orthodontic activity (UOA)	0
Carry forward orthodontic activity (UOA)	0
Baseline contract value	£133,504.80

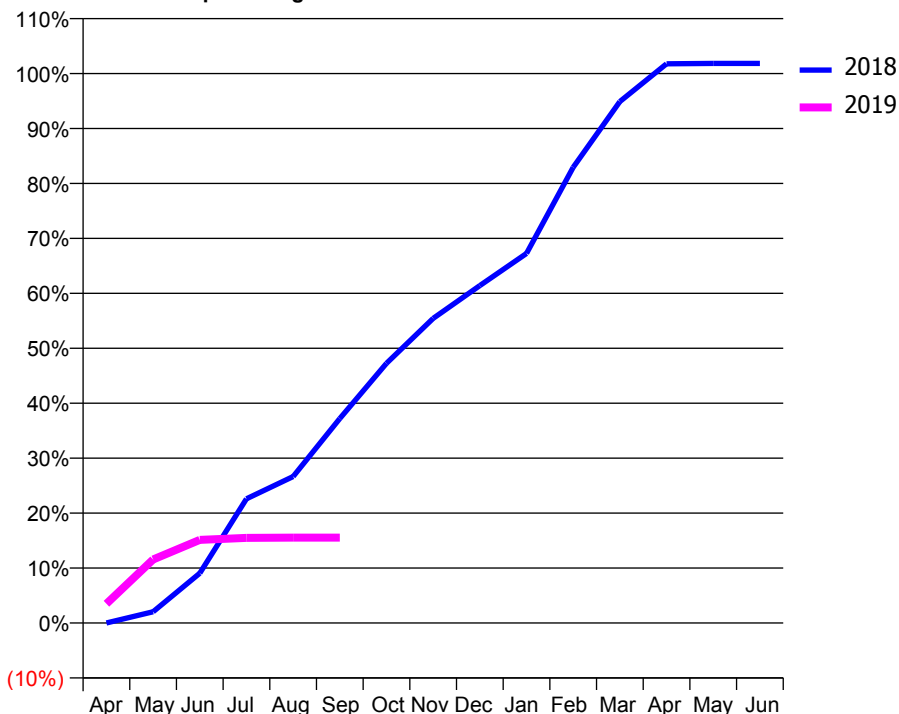
ACCESS*

Patients seen in 24 months	Total	Change since previous quarter
Quarter ending September 2017	1,426	
Quarter ending December 2017	1,945	↑
Quarter ending March 2018	2,343	↑
Quarter ending June 2018	2,038	↓
Quarter ending September 2018	1,616	↓
Variance since September 2017	13.3%	↑



ACTIVITY

Cumulative percentage of contracted UDA delivered 2018 & 2019



Month	Adjusted Scheduled Activity (UDA)	
	2018	2019
April	0	210
May	121	694
June	533	908
July	1,330	929
August	1,567	933
September	2,188	933
October	2,778	
November	3,260	
December	3,610	
January	3,954	
February	4,876	
March	5,580	
April	5,984	
May	5,988	
June	5,988	

QUALITY

	Quantity	Base Number	Contract	AT	Region	England
% of FP17s for the same patient ID Re-attending within 3 months - Children	8	164	4.9%	9.2%	11.4%	11.6%
% of FP17s for the same patient ID Re-attending within 3 months - Adults	22	496	4.4%	12.5%	15.0%	15.5%
% of FP17s for the same patient ID Re-attending between 3 & 9 months - Children	74	164	45.1%	59.3%	59.9%	58.8%
% of FP17s for the same patient ID Re-attending between 3 & 9 months - Adults	176	496	35.5%	50.7%	52.0%	51.1%
% of FP17s for Band 1 Urgent Courses	6	460	1.3%	7.0%	8.0%	9.0%
% of FP17s Relating to Free Repair or Replacements	1	460	0.2%	0.8%	0.8%	0.8%
% of FP17s Relating to Continuations	2	460	0.4%	1.0%	0.9%	0.9%
% of Patients satisfied with the dentistry they have received	1	1	N/A	93.7%	93.5%	93.3%
% of Patients satisfied with the time they had to wait for an appointment	0	1	N/A	92.2%	89.1%	88.9%

* This is based on patients treated on this contract for their most recent course of treatment. Figures in italics indicate the base number of FP17s or Patient Questionnaire responses are less than 100. N/A is shown where the base number of responses is less than 10 during the period. % is calculated as Quantity/Base number*100

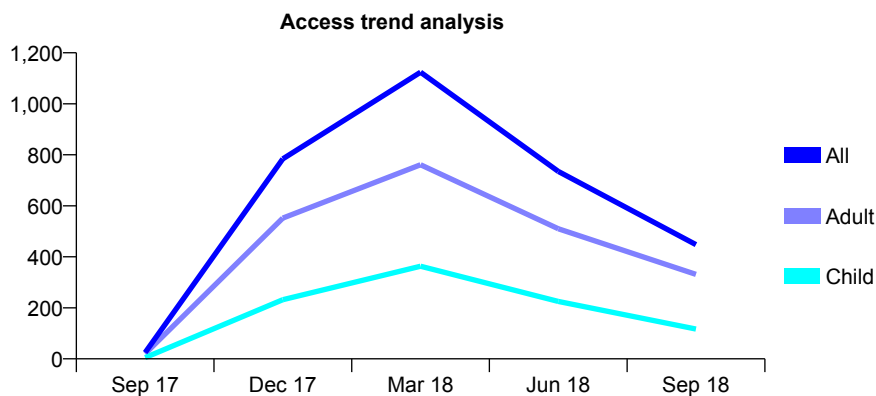
Q53 - Vital Signs At a Glance Contract Report for 100514/0000 - September 2018

Name or company name	MR AS DULKU
Contract type name	PDS Plus Contract
Purpose of contract	General
Contract start date	01/09/2017
Contract end date	30/06/2018

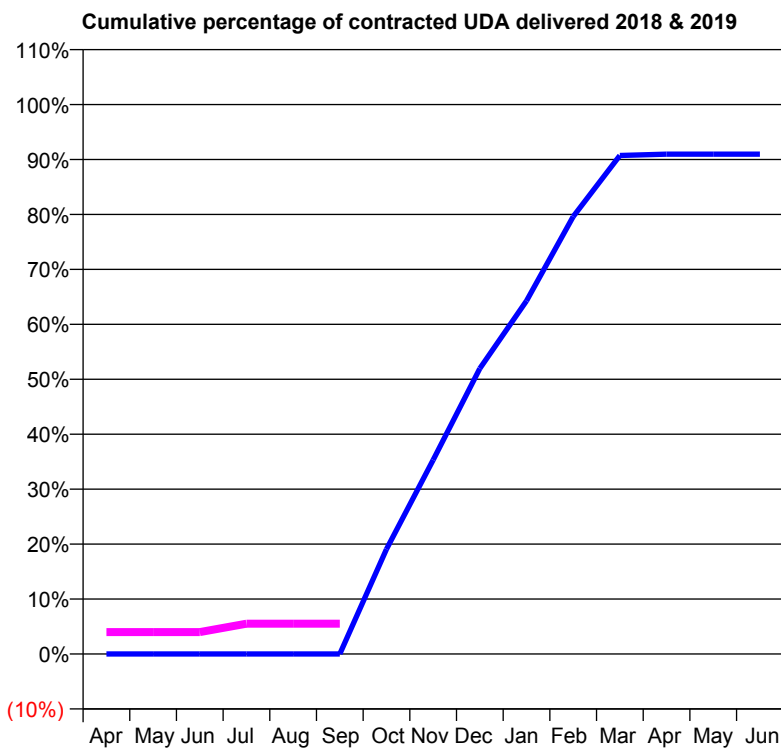
18/19 Contracted general activity (UDA)	1,250
Carry forward general activity (UDA)	-50
18/19 Contracted orthodontic activity (UOA)	0
Carry forward orthodontic activity (UOA)	0
Baseline contract value	£14,025.00

ACCESS*

Patients seen in 24 months	Total	Change since previous quarter
Quarter ending September 2017	25	
Quarter ending December 2017	784	↑
Quarter ending March 2018	1,124	↑
Quarter ending June 2018	735	↓
Quarter ending September 2018	448	↓
Variance since September 2017	1692.0%	↑



ACTIVITY



Month	Adjusted Scheduled Activity (UDA)	
	2018	2019
April	0	50
May	0	50
June	0	50
July	0	69
August	0	69
September	0	69
October	538	
November	995	
December	1,464	
January	1,810	
February	2,243	
March	2,555	
April	2,562	
May	2,562	
June	2,562	

QUALITY

	Quantity	Base Number	Contract	AT	Region	England
% of FP17s for the same patient ID Re-attending within 3 months - Children	0	5	0.0%	9.2%	11.4%	11.6%
% of FP17s for the same patient ID Re-attending within 3 months - Adults	0	12	0.0%	12.5%	15.0%	15.5%
% of FP17s for the same patient ID Re-attending between 3 & 9 months - Children	2	5	40.0%	59.3%	59.9%	58.8%
% of FP17s for the same patient ID Re-attending between 3 & 9 months - Adults	5	12	41.7%	50.7%	52.0%	51.1%
% of FP17s for Band 1 Urgent Courses	0	13	0.0%	7.0%	8.0%	9.0%
% of FP17s Relating to Free Repair or Replacements	1	13	7.7%	0.8%	0.8%	0.8%
% of FP17s Relating to Continuations	0	13	0.0%	1.0%	0.9%	0.9%
% of Patients satisfied with the dentistry they have received	0	0	N/A	93.7%	93.5%	93.3%
% of Patients satisfied with the time they had to wait for an appointment	0	0	N/A	92.2%	89.1%	88.9%

* This is based on patients treated on this contract for their most recent course of treatment. Figures in italics indicate the base number of FP17s or Patient Questionnaire responses are less than 100. N/A is shown where the base number of responses is less than 10 during the period. % is calculated as Quantity/Base number*100

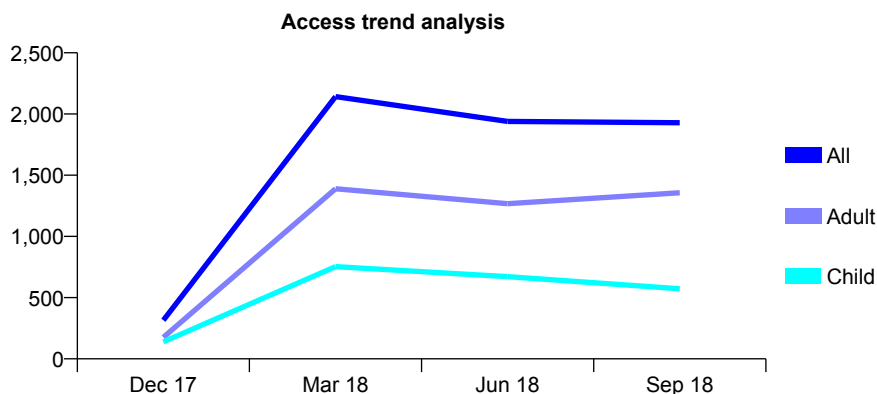
Q53 - Vital Signs At a Glance Contract Report for 100540/0000 - September 2018

Name or company name	College Road Dental Practice
Contract type name	GDS Contract
Purpose of contract	General
Contract start date	01/04/2017
Contract end date	

18/19 Contracted general activity (UDA)	7,700
Carry forward general activity (UDA)	0
18/19 Contracted orthodontic activity (UOA)	0
Carry forward orthodontic activity (UOA)	0
Baseline contract value	£169,400.00

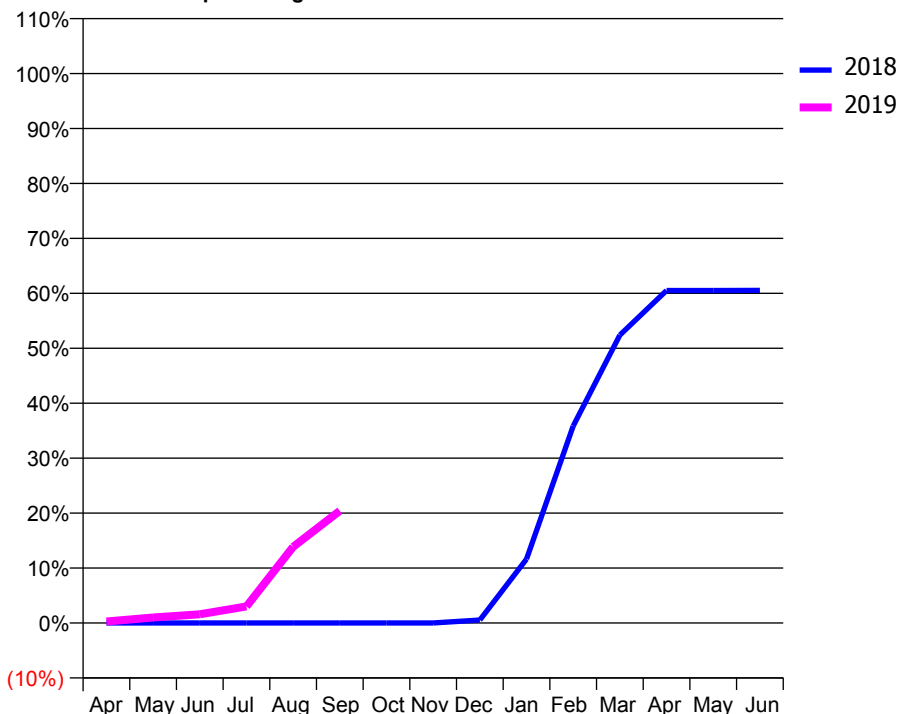
ACCESS*

Patients seen in 24 months	Total	Change since previous quarter
Quarter ending September 2017	0	
Quarter ending December 2017	315	↑
Quarter ending March 2018	2,142	↑
Quarter ending June 2018	1,939	↓
Quarter ending September 2018	1,929	→
Variance since September 2017	N/A	



ACTIVITY

Cumulative percentage of contracted UDA delivered 2018 & 2019



Adjusted Scheduled Activity (UDA)

Month	2018	2019
April	0	22
May	0	77
June	0	123
July	0	232
August	0	1,068
September	0	1,572
October	0	
November	0	
December	42	
January	895	
February	2,762	
March	4,035	
April	4,659	
May	4,660	
June	4,661	

QUALITY

	Quantity	Base Number	Contract	AT	Region	England
% of FP17s for the same patient ID Re-attending within 3 months - Children	8	255	3.1%	9.2%	11.4%	11.6%
% of FP17s for the same patient ID Re-attending within 3 months - Adults	19	671	2.8%	12.5%	15.0%	15.5%
% of FP17s for the same patient ID Re-attending between 3 & 9 months - Children	50	255	19.6%	59.3%	59.9%	58.8%
% of FP17s for the same patient ID Re-attending between 3 & 9 months - Adults	126	671	18.8%	50.7%	52.0%	51.1%
% of FP17s for Band 1 Urgent Courses	11	686	1.6%	7.0%	8.0%	9.0%
% of FP17s Relating to Free Repair or Replacements	3	686	0.4%	0.8%	0.8%	0.8%
% of FP17s Relating to Continuations	5	686	0.7%	1.0%	0.9%	0.9%
% of Patients satisfied with the dentistry they have received	0	0	N/A	93.7%	93.5%	93.3%
% of Patients satisfied with the time they had to wait for an appointment	0	0	N/A	92.2%	89.1%	88.9%

* This is based on patients treated on this contract for their most recent course of treatment. Figures in italics indicate the base number of FP17s or Patient Questionnaire responses are less than 100. N/A is shown where the base number of responses is less than 10 during the period. % is calculated as Quantity/Base number*100

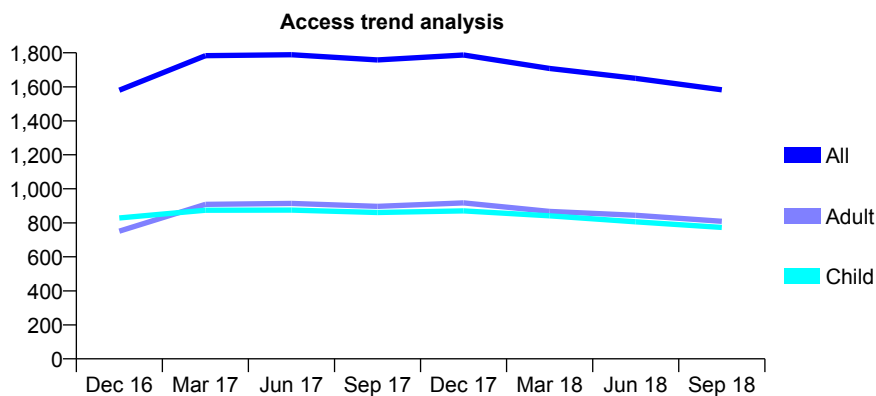
Q53 - Vital Signs At a Glance Contract Report for 101281/0108 - September 2018

Name or company name	OASIS DENTAL CARE LTD
Contract type name	GDS Contract
Purpose of contract	General
Contract start date	01/04/2006
Contract end date	

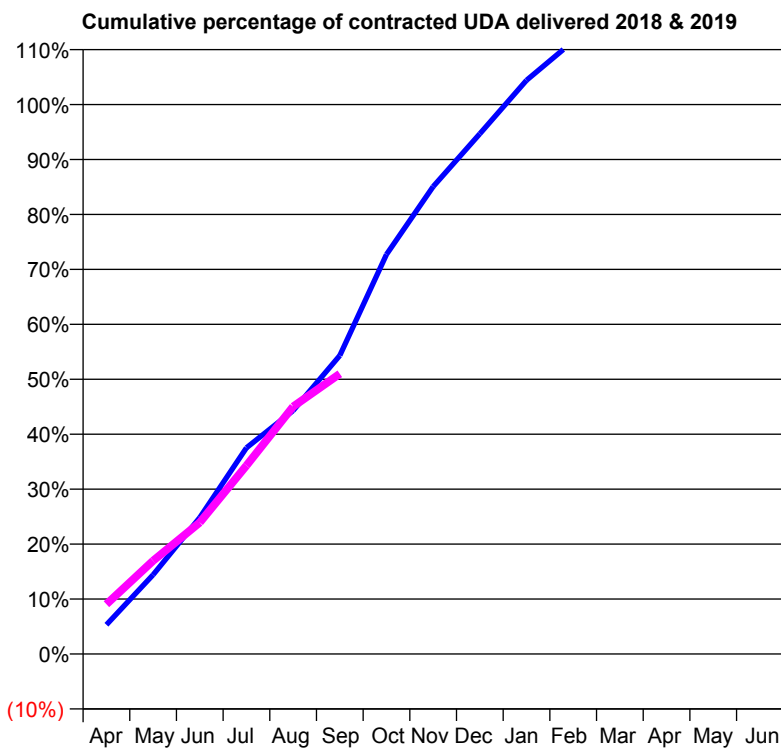
18/19 Contracted general activity (UDA)	2,500
Carry forward general activity (UDA)	-50
18/19 Contracted orthodontic activity (UOA)	0
Carry forward orthodontic activity (UOA)	0
Baseline contract value	£60,748.99

ACCESS*

Patients seen in 24 months	Total	Change since previous quarter
Quarter ending September 2017	1,758	
Quarter ending December 2017	1,787	→
Quarter ending March 2018	1,708	↓
Quarter ending June 2018	1,650	↓
Quarter ending September 2018	1,582	↓
Variance since September 2017	(10.0%)	↓



ACTIVITY



Month	Adjusted Scheduled Activity (UDA)	
	2018	2019
April	133	227
May	361	425
June	621	598
July	938	858
August	1,107	1,125
September	1,358	1,275
October	1,818	
November	2,127	
December	2,367	
January	2,610	
February	2,787	
March	2,932	
April	3,011	
May	3,012	
June	3,012	

QUALITY

	Quantity	Base Number	Contract	AT	Region	England
% of FP17s for the same patient ID Re-attending within 3 months - Children	28	576	4.9%	9.2%	11.4%	11.6%
% of FP17s for the same patient ID Re-attending within 3 months - Adults	38	356	10.7%	12.5%	15.0%	15.5%
% of FP17s for the same patient ID Re-attending between 3 & 9 months - Children	386	576	67.0%	59.3%	59.9%	58.8%
% of FP17s for the same patient ID Re-attending between 3 & 9 months - Adults	202	356	56.7%	50.7%	52.0%	51.1%
% of FP17s for Band 1 Urgent Courses	25	875	2.9%	7.0%	8.0%	9.0%
% of FP17s Relating to Free Repair or Replacements	2	875	0.2%	0.8%	0.8%	0.8%
% of FP17s Relating to Continuations	15	875	1.7%	1.0%	0.9%	0.9%
% of Patients satisfied with the dentistry they have received	1	2	N/A	93.7%	93.5%	93.3%
% of Patients satisfied with the time they had to wait for an appointment	2	2	N/A	92.2%	89.1%	88.9%

* This is based on patients treated on this contract for their most recent course of treatment. Figures in italics indicate the base number of FP17s or Patient Questionnaire responses are less than 100. N/A is shown where the base number of responses is less than 10 during the period. % is calculated as Quantity/Base number*100

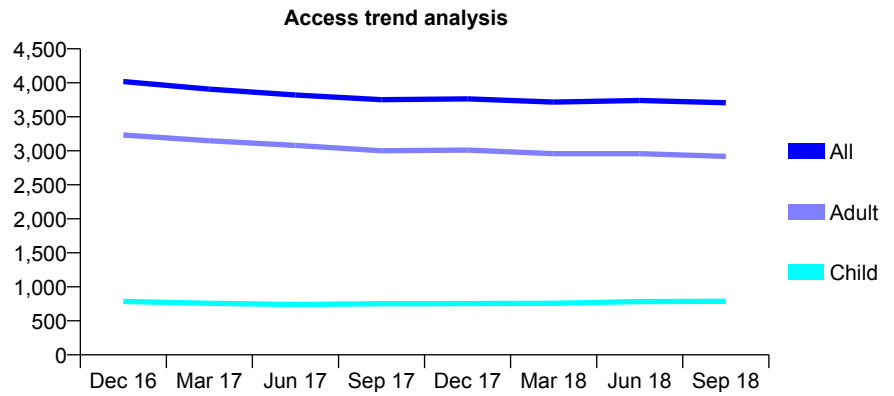
Q53 - Vital Signs At a Glance Contract Report for 101281/0134 - September 2018

Name or company name	OASIS DENTAL CARE LTD
Contract type name	GDS Contract
Purpose of contract	General
Contract start date	01/04/2006
Contract end date	

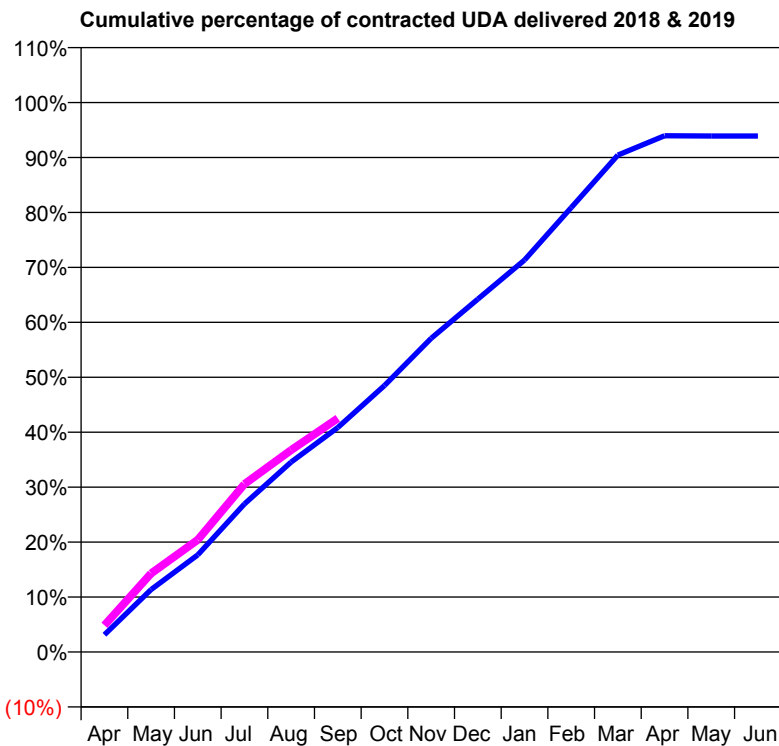
18/19 Contracted general activity (UDA)	12,151
Carry forward general activity (UDA)	0
18/19 Contracted orthodontic activity (UOA)	0
Carry forward orthodontic activity (UOA)	0
Baseline contract value	£267,297.86

ACCESS*

Patients seen in 24 months	Total	Change since previous quarter
Quarter ending September 2017	3,752	
Quarter ending December 2017	3,764	→
Quarter ending March 2018	3,716	↓
Quarter ending June 2018	3,741	→
Quarter ending September 2018	3,706	→
Variance since September 2017	(1.2%)	↓



ACTIVITY



Month	Adjusted Scheduled Activity (UDA)	
	2018	2019
April	381	592
May	1,381	1,738
June	2,147	2,481
July	3,274	3,714
August	4,200	4,465
September	4,964	5,166
October	5,893	
November	6,938	
December	7,803	
January	8,668	
February	9,828	
March	10,987	
April	11,415	
May	11,410	
June	11,411	

QUALITY

	Quantity	Base Number	Contract	AT	Region	England
% of FP17s for the same patient ID Re-attending within 3 months - Children	22	637	3.5%	9.2%	11.4%	11.6%
% of FP17s for the same patient ID Re-attending within 3 months - Adults	204	2,199	9.3%	12.5%	15.0%	15.5%
% of FP17s for the same patient ID Re-attending between 3 & 9 months - Children	456	637	71.6%	59.3%	59.9%	58.8%
% of FP17s for the same patient ID Re-attending between 3 & 9 months - Adults	1,553	2,199	70.6%	50.7%	52.0%	51.1%
% of FP17s for Band 1 Urgent Courses	63	2,639	2.4%	7.0%	8.0%	9.0%
% of FP17s Relating to Free Repair or Replacements	32	2,639	1.2%	0.8%	0.8%	0.8%
% of FP17s Relating to Continuations	21	2,639	0.8%	1.0%	0.9%	0.9%
% of Patients satisfied with the dentistry they have received	3	5	N/A	93.7%	93.5%	93.3%
% of Patients satisfied with the time they had to wait for an appointment	5	5	N/A	92.2%	89.1%	88.9%

* This is based on patients treated on this contract for their most recent course of treatment. Figures in italics indicate the base number of FP17s or Patient Questionnaire responses are less than 100. N/A is shown where the base number of responses is less than 10 during the period. % is calculated as Quantity/Base number*100

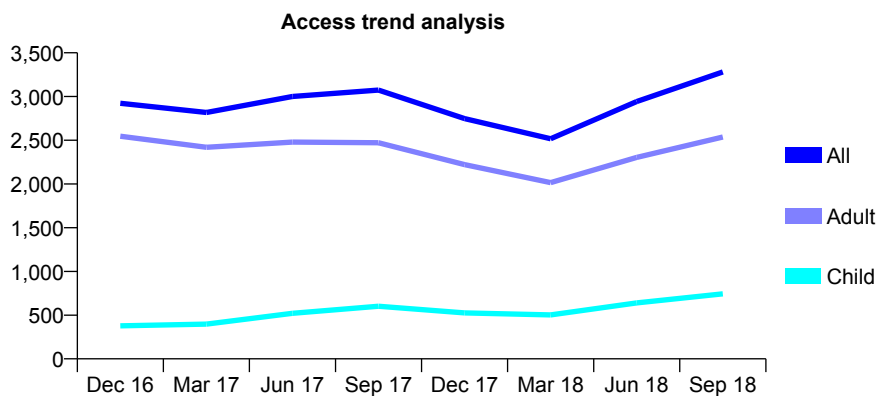
Q53 - Vital Signs At a Glance Contract Report for 101281/0149 - September 2018

Name or company name	OASIS DENTAL CARE LTD
Contract type name	GDS Contract
Purpose of contract	General
Contract start date	01/04/2006
Contract end date	

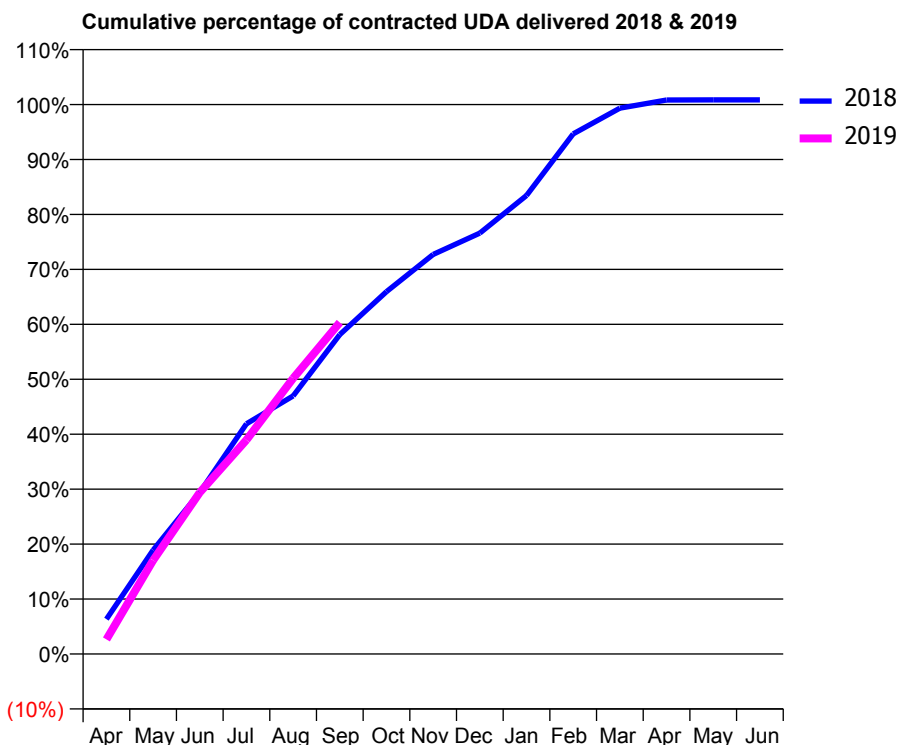
18/19 Contracted general activity (UDA)	7,534
Carry forward general activity (UDA)	-63
18/19 Contracted orthodontic activity (UOA)	0
Carry forward orthodontic activity (UOA)	0
Baseline contract value	£185,358.54

ACCESS*

Patients seen in 24 months	Total	Change since previous quarter
Quarter ending September 2017	3,073	
Quarter ending December 2017	2,748	↓
Quarter ending March 2018	2,517	↓
Quarter ending June 2018	2,943	↑
Quarter ending September 2018	3,281	↑
Variance since September 2017	6.8%	↑



ACTIVITY



Month	Adjusted Scheduled Activity (UDA)	
	2018	2019
April	478	200
May	1,425	1,285
June	2,217	2,216
July	3,157	2,934
August	3,539	3,781
September	4,379	4,546
October	4,968	
November	5,479	
December	5,771	
January	6,287	
February	7,130	
March	7,484	
April	7,596	
May	7,597	
June	7,597	

QUALITY

	Quantity	Base Number	Contract	AT	Region	England
% of FP17s for the same patient ID Re-attending within 3 months - Children	27	634	4.3%	9.2%	11.4%	11.6%
% of FP17s for the same patient ID Re-attending within 3 months - Adults	238	2,083	11.4%	12.5%	15.0%	15.5%
% of FP17s for the same patient ID Re-attending between 3 & 9 months - Children	178	634	28.1%	59.3%	59.9%	58.8%
% of FP17s for the same patient ID Re-attending between 3 & 9 months - Adults	678	2,083	32.5%	50.7%	52.0%	51.1%
% of FP17s for Band 1 Urgent Courses	244	2,654	9.2%	7.0%	8.0%	9.0%
% of FP17s Relating to Free Repair or Replacements	27	2,654	1.0%	0.8%	0.8%	0.8%
% of FP17s Relating to Continuations	40	2,654	1.5%	1.0%	0.9%	0.9%
% of Patients satisfied with the dentistry they have received	0	1	N/A	93.7%	93.5%	93.3%
% of Patients satisfied with the time they had to wait for an appointment	0	1	N/A	92.2%	89.1%	88.9%

* This is based on patients treated on this contract for their most recent course of treatment. Figures in italics indicate the base number of FP17s or Patient Questionnaire responses are less than 100. N/A is shown where the base number of responses is less than 10 during the period. % is calculated as Quantity/Base number*100

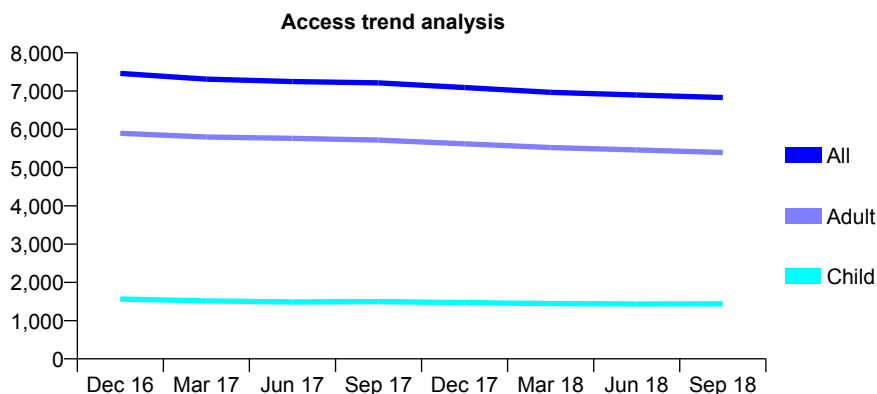
Q53 - Vital Signs At a Glance Contract Report for 101281/0164 - September 2018

Name or company name	OASIS DENTAL CARE LTD
Contract type name	GDS Contract
Purpose of contract	General
Contract start date	01/02/2007
Contract end date	

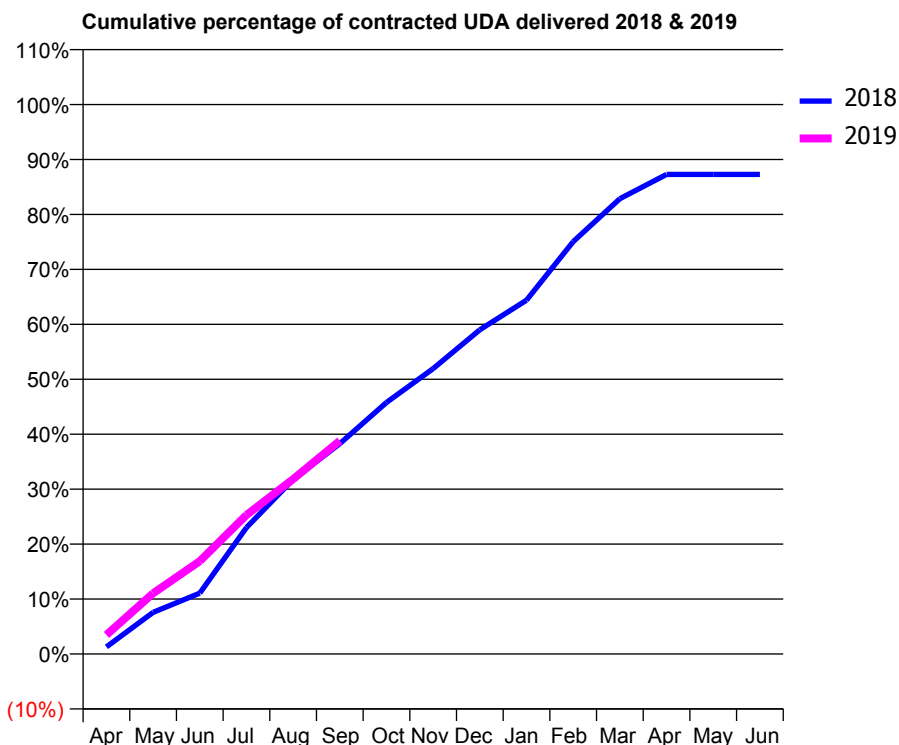
18/19 Contracted general activity (UDA)	21,454
Carry forward general activity (UDA)	0
18/19 Contracted orthodontic activity (UOA)	0
Carry forward orthodontic activity (UOA)	0
Baseline contract value	£450,534.00

ACCESS*

Patients seen in 24 months	Total	Change since previous quarter
Quarter ending September 2017	7,213	
Quarter ending December 2017	7,091	↓
Quarter ending March 2018	6,968	↓
Quarter ending June 2018	6,897	↓
Quarter ending September 2018	6,832	→
Variance since September 2017	(5.3%)	↓



ACTIVITY



Month	Adjusted Scheduled Activity (UDA)	
	2018	2019
April	276	748
May	1,627	2,371
June	2,376	3,624
July	4,936	5,428
August	6,812	6,826
September	8,212	8,326
October	9,821	
November	11,145	
December	12,661	
January	13,814	
February	16,101	
March	17,779	
April	18,725	
May	18,725	
June	18,724	

QUALITY

	Quantity	Base Number	Contract	AT	Region	England
% of FP17s for the same patient ID Re-attending within 3 months - Children	76	1,075	7.1%	9.2%	11.4%	11.6%
% of FP17s for the same patient ID Re-attending within 3 months - Adults	536	3,740	14.3%	12.5%	15.0%	15.5%
% of FP17s for the same patient ID Re-attending between 3 & 9 months - Children	650	1,075	60.5%	59.3%	59.9%	58.8%
% of FP17s for the same patient ID Re-attending between 3 & 9 months - Adults	2,026	3,740	54.2%	50.7%	52.0%	51.1%
% of FP17s for Band 1 Urgent Courses	216	4,384	4.9%	7.0%	8.0%	9.0%
% of FP17s Relating to Free Repair or Replacements	84	4,384	1.9%	0.8%	0.8%	0.8%
% of FP17s Relating to Continuations	134	4,384	3.1%	1.0%	0.9%	0.9%
% of Patients satisfied with the dentistry they have received	3	3	N/A	93.7%	93.5%	93.3%
% of Patients satisfied with the time they had to wait for an appointment	3	3	N/A	92.2%	89.1%	88.9%

* This is based on patients treated on this contract for their most recent course of treatment. Figures in italics indicate the base number of FP17s or Patient Questionnaire responses are less than 100. N/A is shown where the base number of responses is less than 10 during the period. % is calculated as Quantity/Base number*100

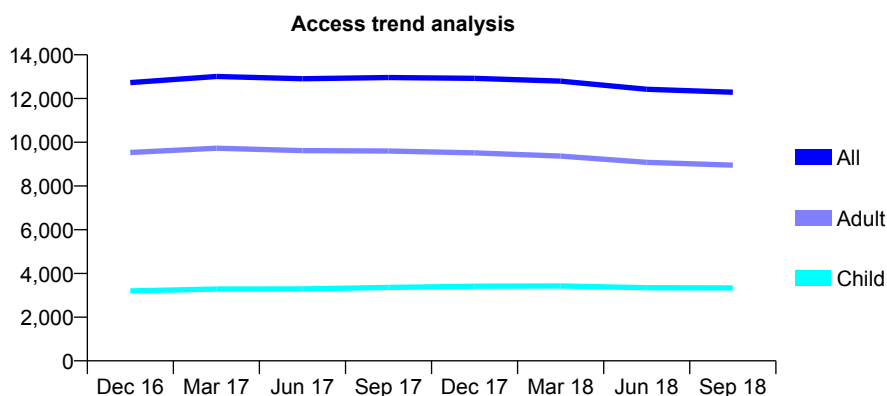
Q53 - Vital Signs At a Glance Contract Report for 101281/0166 - September 2018

Name or company name	OASIS DENTAL CARE LTD
Contract type name	GDS Contract
Purpose of contract	General
Contract start date	27/04/2007
Contract end date	

18/19 Contracted general activity (UDA)	34,800
Carry forward general activity (UDA)	-13
18/19 Contracted orthodontic activity (UOA)	0
Carry forward orthodontic activity (UOA)	0
Baseline contract value	£730,800.00

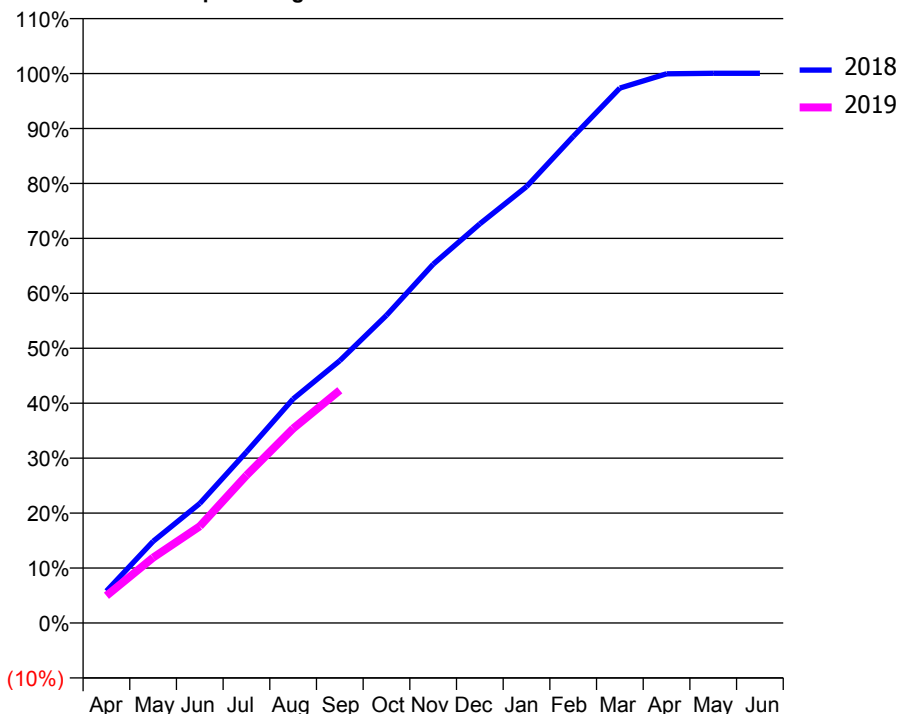
ACCESS*

Patients seen in 24 months	Total	Change since previous quarter
Quarter ending September 2017	12,958	
Quarter ending December 2017	12,924	→
Quarter ending March 2018	12,795	→
Quarter ending June 2018	12,423	↓
Quarter ending September 2018	12,286	↓
Variance since September 2017	(5.2%)	↓



ACTIVITY

Cumulative percentage of contracted UDA delivered 2018 & 2019



Adjusted Scheduled Activity (UDA)

Month	2018	2019
April	2,026	1,725
May	5,174	4,140
June	7,570	6,127
July	10,828	9,354
August	14,195	12,321
September	16,615	14,744
October	19,485	
November	22,718	
December	25,281	
January	27,633	
February	30,808	
March	33,874	
April	34,782	
May	34,814	
June	34,814	

QUALITY

	Quantity	Base Number	Contract	AT	Region	England
% of FP17s for the same patient ID Re-attending within 3 months - Children	154	2,583	6.0%	9.2%	11.4%	11.6%
% of FP17s for the same patient ID Re-attending within 3 months - Adults	998	6,523	15.3%	12.5%	15.0%	15.5%
% of FP17s for the same patient ID Re-attending between 3 & 9 months - Children	1,828	2,583	70.8%	59.3%	59.9%	58.8%
% of FP17s for the same patient ID Re-attending between 3 & 9 months - Adults	4,005	6,523	61.4%	50.7%	52.0%	51.1%
% of FP17s for Band 1 Urgent Courses	697	8,622	8.1%	7.0%	8.0%	9.0%
% of FP17s Relating to Free Repair or Replacements	148	8,622	1.7%	0.8%	0.8%	0.8%
% of FP17s Relating to Continuations	149	8,622	1.7%	1.0%	0.9%	0.9%
% of Patients satisfied with the dentistry they have received	12	12	100.0%	93.7%	93.5%	93.3%
% of Patients satisfied with the time they had to wait for an appointment	12	12	100.0%	92.2%	89.1%	88.9%

* This is based on patients treated on this contract for their most recent course of treatment. Figures in italics indicate the base number of FP17s or Patient Questionnaire responses are less than 100. N/A is shown where the base number of responses is less than 10 during the period. % is calculated as Quantity/Base number*100

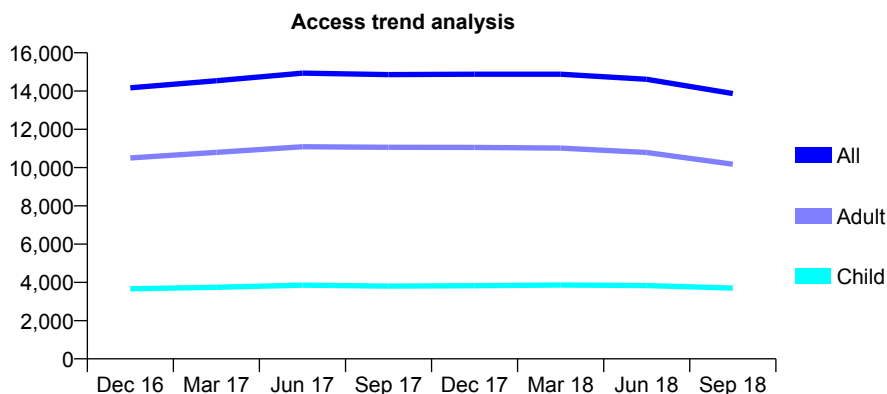
Q53 - Vital Signs At a Glance Contract Report for 101281/0172 - September 2018

Name or company name	OASIS DENTAL CARE LTD
Contract type name	GDS Contract
Purpose of contract	General
Contract start date	01/11/2007
Contract end date	

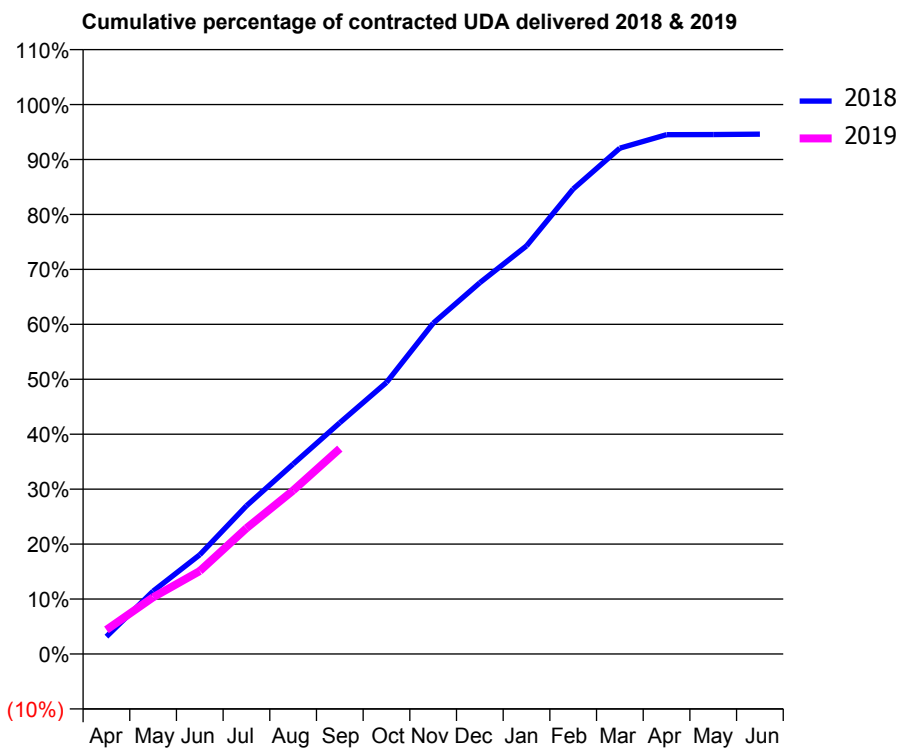
18/19 Contracted general activity (UDA)	40,086
Carry forward general activity (UDA)	0
18/19 Contracted orthodontic activity (UOA)	0
Carry forward orthodontic activity (UOA)	0
Baseline contract value	£1,073,481.30

ACCESS*

Patients seen in 24 months	Total	Change since previous quarter
Quarter ending September 2017	14,862	
Quarter ending December 2017	14,879	→
Quarter ending March 2018	14,878	→
Quarter ending June 2018	14,616	↓
Quarter ending September 2018	13,870	↓
Variance since September 2017	(6.7%)	↓



ACTIVITY



Adjusted Scheduled Activity (UDA)		
Month	2018	2019
April	1,272	1,763
May	4,583	4,137
June	7,247	6,052
July	10,813	9,181
August	13,857	11,929
September	16,870	14,988
October	19,815	
November	24,130	
December	27,087	
January	29,773	
February	33,922	
March	36,900	
April	37,885	
May	37,889	
June	37,923	

QUALITY

	Quantity	Base Number	Contract	AT	Region	England
% of FP17s for the same patient ID Re-attending within 3 months - Children	265	2,491	10.6%	9.2%	11.4%	11.6%
% of FP17s for the same patient ID Re-attending within 3 months - Adults	775	6,359	12.2%	12.5%	15.0%	15.5%
% of FP17s for the same patient ID Re-attending between 3 & 9 months - Children	1,473	2,491	59.1%	59.3%	59.9%	58.8%
% of FP17s for the same patient ID Re-attending between 3 & 9 months - Adults	3,585	6,359	56.4%	50.7%	52.0%	51.1%
% of FP17s for Band 1 Urgent Courses	720	8,339	8.6%	7.0%	8.0%	9.0%
% of FP17s Relating to Free Repair or Replacements	40	8,339	0.5%	0.8%	0.8%	0.8%
% of FP17s Relating to Continuations	89	8,339	1.1%	1.0%	0.9%	0.9%
% of Patients satisfied with the dentistry they have received	10	11	90.9%	93.7%	93.5%	93.3%
% of Patients satisfied with the time they had to wait for an appointment	9	11	81.8%	92.2%	89.1%	88.9%

* This is based on patients treated on this contract for their most recent course of treatment. Figures in italics indicate the base number of FP17s or Patient Questionnaire responses are less than 100. N/A is shown where the base number of responses is less than 10 during the period. % is calculated as Quantity/Base number*100

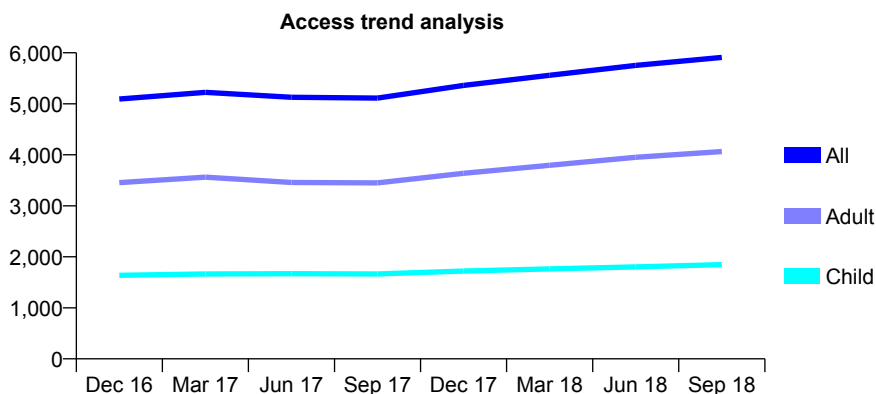
Q53 - Vital Signs At a Glance Contract Report for 101362/0005 - September 2018

Name or company name	Rodericks Dental Limited
Contract type name	GDS Contract
Purpose of contract	General
Contract start date	01/04/2008
Contract end date	

18/19 Contracted general activity (UDA)	14,000
Carry forward general activity (UDA)	52
18/19 Contracted orthodontic activity (UOA)	0
Carry forward orthodontic activity (UOA)	0
Baseline contract value	£330,442.37

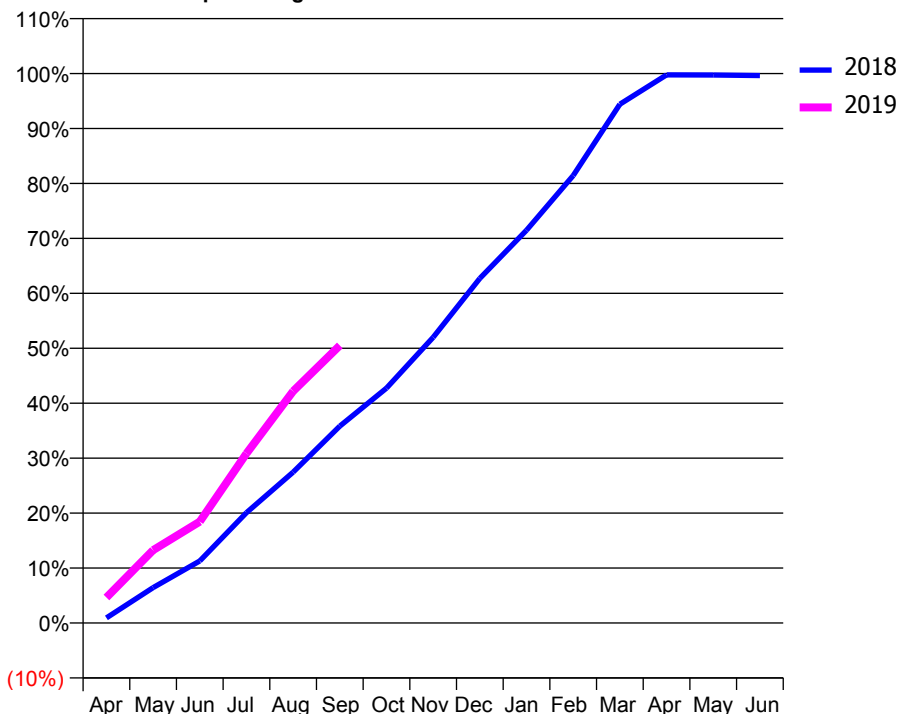
ACCESS*

Patients seen in 24 months	Total	Change since previous quarter
Quarter ending September 2017	5,112	
Quarter ending December 2017	5,360	↑
Quarter ending March 2018	5,559	↑
Quarter ending June 2018	5,753	↑
Quarter ending September 2018	5,910	↑
Variance since September 2017	15.6%	↑



ACTIVITY

Cumulative percentage of contracted UDA delivered 2018 & 2019



Month	Adjusted Scheduled Activity (UDA)	
	2018	2019
April	130	649
May	901	1,856
June	1,582	2,584
July	2,810	4,320
August	3,845	5,907
September	5,015	7,072
October	5,986	
November	7,278	
December	8,780	
January	10,007	
February	11,398	
March	13,216	
April	13,964	
May	13,960	
June	13,948	

QUALITY

	Quantity	Base Number	Contract	AT	Region	England
% of FP17s for the same patient ID Re-attending within 3 months - Children	60	1,263	4.8%	9.2%	11.4%	11.6%
% of FP17s for the same patient ID Re-attending within 3 months - Adults	253	2,430	10.4%	12.5%	15.0%	15.5%
% of FP17s for the same patient ID Re-attending between 3 & 9 months - Children	697	1,263	55.2%	59.3%	59.9%	58.8%
% of FP17s for the same patient ID Re-attending between 3 & 9 months - Adults	1,083	2,430	44.6%	50.7%	52.0%	51.1%
% of FP17s for Band 1 Urgent Courses	225	3,419	6.6%	7.0%	8.0%	9.0%
% of FP17s Relating to Free Repair or Replacements	5	3,419	0.1%	0.8%	0.8%	0.8%
% of FP17s Relating to Continuations	11	3,419	0.3%	1.0%	0.9%	0.9%
% of Patients satisfied with the dentistry they have received	5	6	N/A	93.7%	93.5%	93.3%
% of Patients satisfied with the time they had to wait for an appointment	4	6	N/A	92.2%	89.1%	88.9%

* This is based on patients treated on this contract for their most recent course of treatment. Figures in italics indicate the base number of FP17s or Patient Questionnaire responses are less than 100. N/A is shown where the base number of responses is less than 10 during the period. % is calculated as Quantity/Base number*100

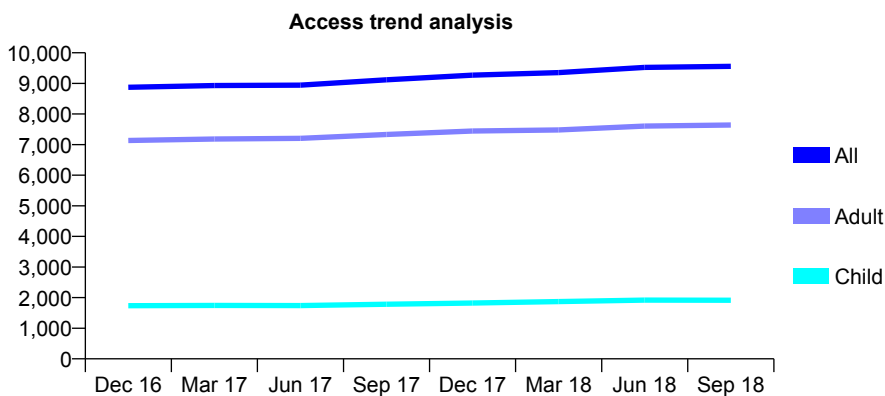
Q53 - Vital Signs At a Glance Contract Report for 101435/0091 - September 2018

Name or company name	IDH Limited
Contract type name	GDS Contract
Purpose of contract	General
Contract start date	01/03/2008
Contract end date	

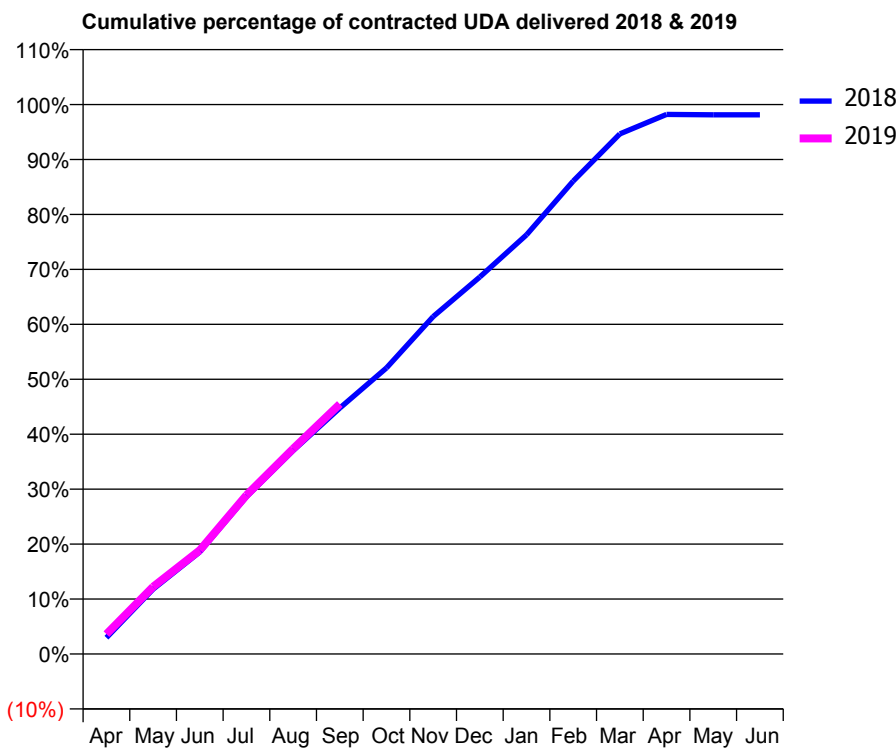
18/19 Contracted general activity (UDA)	23,435
Carry forward general activity (UDA)	440
18/19 Contracted orthodontic activity (UOA)	0
Carry forward orthodontic activity (UOA)	0
Baseline contract value	£579,946.00

ACCESS*

Patients seen in 24 months	Total	Change since previous quarter
Quarter ending September 2017	9,116	
Quarter ending December 2017	9,268	→
Quarter ending March 2018	9,351	→
Quarter ending June 2018	9,525	→
Quarter ending September 2018	9,557	→
Variance since September 2017	4.8%	↑



ACTIVITY



Month	Adjusted Scheduled Activity (UDA)	
	2018	2019
April	695	848
May	2,767	2,870
June	4,355	4,425
July	6,710	6,775
August	8,676	8,754
September	10,490	10,662
October	12,199	
November	14,391	
December	16,078	
January	17,878	
February	20,169	
March	22,181	
April	23,010	
May	22,996	
June	22,995	

QUALITY

	Quantity	Base Number	Contract	AT	Region	England
% of FP17s for the same patient ID Re-attending within 3 months - Children	74	1,508	4.9%	9.2%	11.4%	11.6%
% of FP17s for the same patient ID Re-attending within 3 months - Adults	510	5,167	9.9%	12.5%	15.0%	15.5%
% of FP17s for the same patient ID Re-attending between 3 & 9 months - Children	911	1,508	60.4%	59.3%	59.9%	58.8%
% of FP17s for the same patient ID Re-attending between 3 & 9 months - Adults	2,586	5,167	50.0%	50.7%	52.0%	51.1%
% of FP17s for Band 1 Urgent Courses	408	6,236	6.5%	7.0%	8.0%	9.0%
% of FP17s Relating to Free Repair or Replacements	39	6,236	0.6%	0.8%	0.8%	0.8%
% of FP17s Relating to Continuations	50	6,236	0.8%	1.0%	0.9%	0.9%
% of Patients satisfied with the dentistry they have received	9	11	81.8%	93.7%	93.5%	93.3%
% of Patients satisfied with the time they had to wait for an appointment	9	11	81.8%	92.2%	89.1%	88.9%

* This is based on patients treated on this contract for their most recent course of treatment. Figures in italics indicate the base number of FP17s or Patient Questionnaire responses are less than 100. N/A is shown where the base number of responses is less than 10 during the period. % is calculated as Quantity/Base number*100

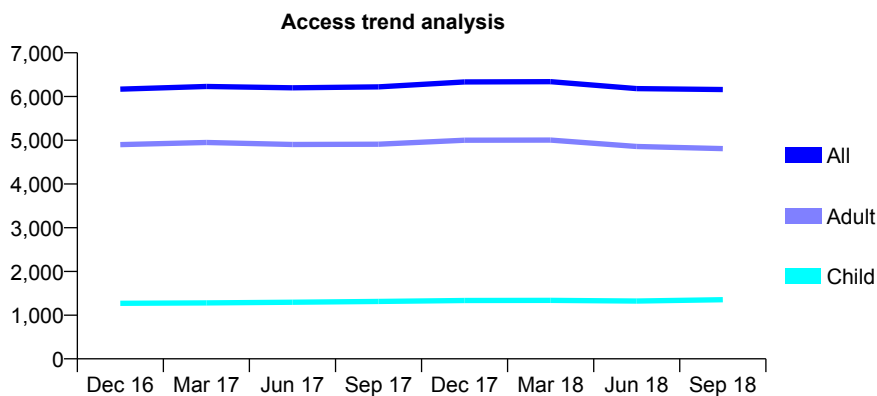
Q53 - Vital Signs At a Glance Contract Report for 101435/0098 - September 2018

Name or company name	IDH Limited
Contract type name	GDS Contract
Purpose of contract	General
Contract start date	01/05/2008
Contract end date	

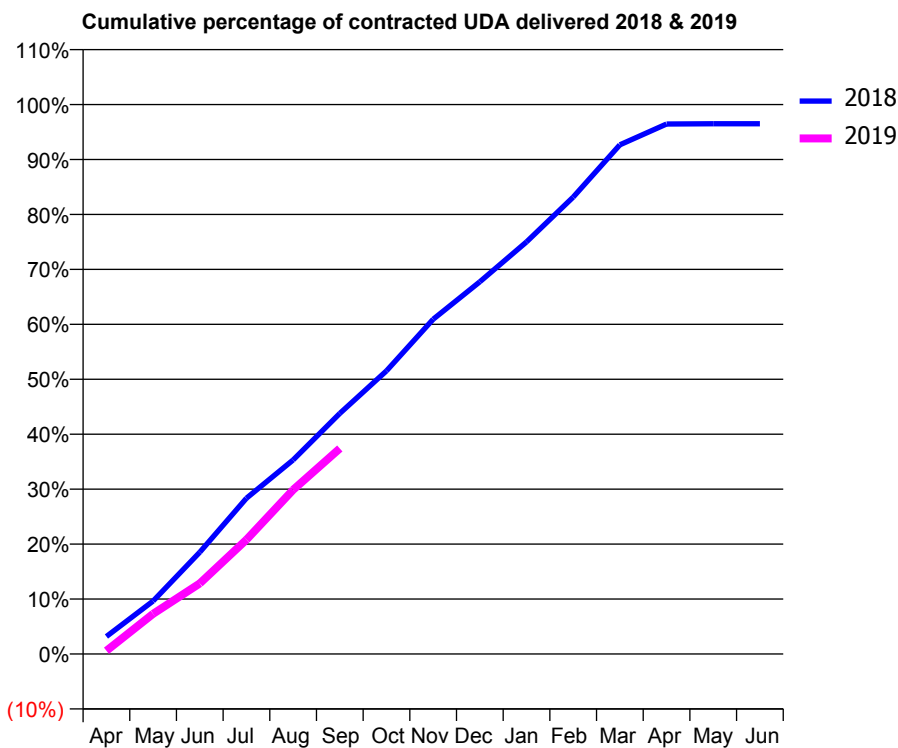
18/19 Contracted general activity (UDA)	17,250
Carry forward general activity (UDA)	605
18/19 Contracted orthodontic activity (UOA)	0
Carry forward orthodontic activity (UOA)	0
Baseline contract value	£407,745.23

ACCESS*

Patients seen in 24 months	Total	Change since previous quarter
Quarter ending September 2017	6,222	
Quarter ending December 2017	6,334	→
Quarter ending March 2018	6,341	→
Quarter ending June 2018	6,180	↓
Quarter ending September 2018	6,159	→
Variance since September 2017	(1.0%)	↓



ACTIVITY



Month	Adjusted Scheduled Activity (UDA)	
	2018	2019
April	552	105
May	1,664	1,262
June	3,194	2,215
July	4,890	3,592
August	6,091	5,156
September	7,554	6,454
October	8,889	
November	10,510	
December	11,686	
January	12,938	
February	14,342	
March	15,986	
April	16,636	
May	16,645	
June	16,645	

QUALITY

	Quantity	Base Number	Contract	AT	Region	England
% of FP17s for the same patient ID Re-attending within 3 months - Children	31	806	3.8%	9.2%	11.4%	11.6%
% of FP17s for the same patient ID Re-attending within 3 months - Adults	207	2,271	9.1%	12.5%	15.0%	15.5%
% of FP17s for the same patient ID Re-attending between 3 & 9 months - Children	383	806	47.5%	59.3%	59.9%	58.8%
% of FP17s for the same patient ID Re-attending between 3 & 9 months - Adults	973	2,271	42.8%	50.7%	52.0%	51.1%
% of FP17s for Band 1 Urgent Courses	121	2,821	4.3%	7.0%	8.0%	9.0%
% of FP17s Relating to Free Repair or Replacements	15	2,821	0.5%	0.8%	0.8%	0.8%
% of FP17s Relating to Continuations	42	2,821	1.5%	1.0%	0.9%	0.9%
% of Patients satisfied with the dentistry they have received	7	7	N/A	93.7%	93.5%	93.3%
% of Patients satisfied with the time they had to wait for an appointment	6	7	N/A	92.2%	89.1%	88.9%

* This is based on patients treated on this contract for their most recent course of treatment. Figures in italics indicate the base number of FP17s or Patient Questionnaire responses are less than 100. N/A is shown where the base number of responses is less than 10 during the period. % is calculated as Quantity/Base number*100

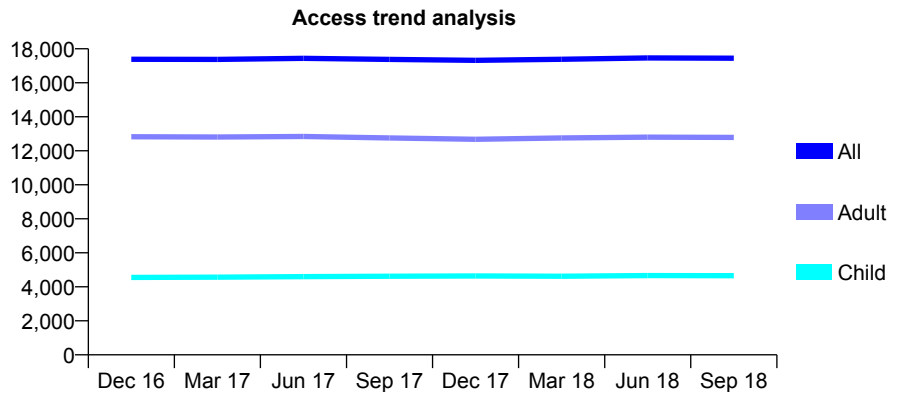
Q53 - Vital Signs At a Glance Contract Report for 101435/0102 - September 2018

Name or company name	IDH Limited
Contract type name	GDS Contract
Purpose of contract	General
Contract start date	01/06/2008
Contract end date	

18/19 Contracted general activity (UDA)	54,777
Carry forward general activity (UDA)	1,940
18/19 Contracted orthodontic activity (UOA)	0
Carry forward orthodontic activity (UOA)	0
Baseline contract value	£1,451,035.05

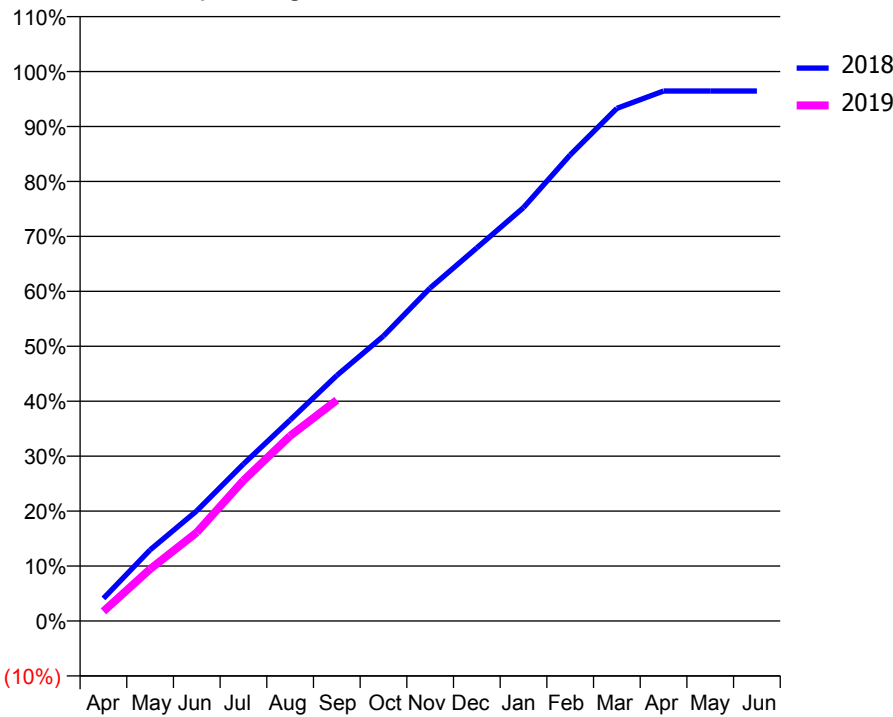
ACCESS*

Patients seen in 24 months	Total	Change since previous quarter
Quarter ending September 2017	17,376	
Quarter ending December 2017	17,318	→
Quarter ending March 2018	17,387	→
Quarter ending June 2018	17,461	→
Quarter ending September 2018	17,448	→
Variance since September 2017	0.4%	→



ACTIVITY

Cumulative percentage of contracted UDA delivered 2018 & 2019



Month	Adjusted Scheduled Activity (UDA)	
	2018	2019
April	2,254	965
May	7,097	5,173
June	10,989	8,832
July	15,654	14,022
August	20,038	18,454
September	24,477	22,014
October	28,418	
November	33,193	
December	37,201	
January	41,211	
February	46,468	
March	51,105	
April	52,831	
May	52,835	
June	52,837	

QUALITY

	Quantity	Base Number	Contract	AT	Region	England
% of FP17s for the same patient ID Re-attending within 3 months - Children	205	3,390	6.0%	9.2%	11.4%	11.6%
% of FP17s for the same patient ID Re-attending within 3 months - Adults	1,038	8,578	12.1%	12.5%	15.0%	15.5%
% of FP17s for the same patient ID Re-attending between 3 & 9 months - Children	2,005	3,390	59.1%	59.3%	59.9%	58.8%
% of FP17s for the same patient ID Re-attending between 3 & 9 months - Adults	4,829	8,578	56.3%	50.7%	52.0%	51.1%
% of FP17s for Band 1 Urgent Courses	575	11,253	5.1%	7.0%	8.0%	9.0%
% of FP17s Relating to Free Repair or Replacements	140	11,253	1.2%	0.8%	0.8%	0.8%
% of FP17s Relating to Continuations	238	11,253	2.1%	1.0%	0.9%	0.9%
% of Patients satisfied with the dentistry they have received	11	11	100.0%	93.7%	93.5%	93.3%
% of Patients satisfied with the time they had to wait for an appointment	9	11	81.8%	92.2%	89.1%	88.9%

* This is based on patients treated on this contract for their most recent course of treatment. Figures in italics indicate the base number of FP17s or Patient Questionnaire responses are less than 100. N/A is shown where the base number of responses is less than 10 during the period. % is calculated as Quantity/Base number*100

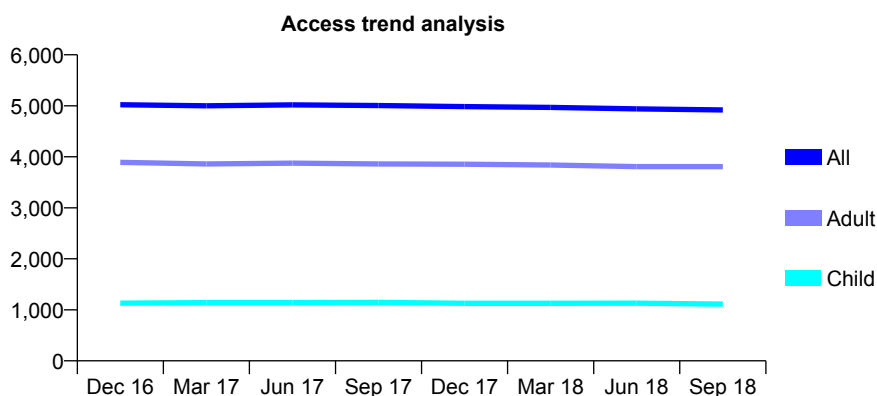
Q53 - Vital Signs At a Glance Contract Report for 101796/0001 - September 2018

Name or company name	Villimaitis/Vilimaitiene
Contract type name	GDS Contract
Purpose of contract	General
Contract start date	01/12/2013
Contract end date	

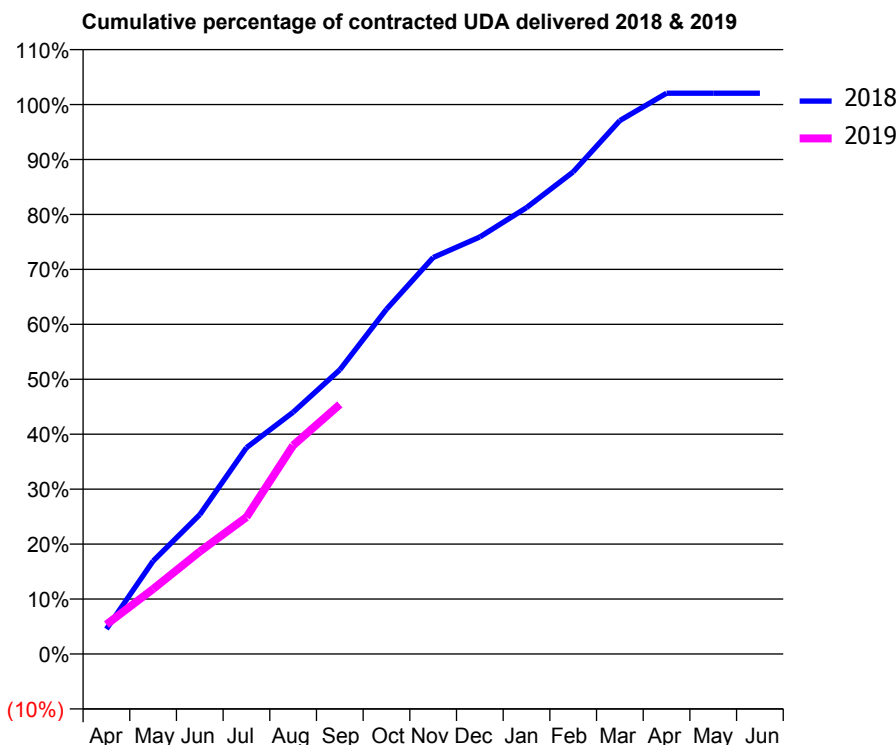
18/19 Contracted general activity (UDA)	11,200
Carry forward general activity (UDA)	-224
18/19 Contracted orthodontic activity (UOA)	0
Carry forward orthodontic activity (UOA)	0
Baseline contract value	£324,148.95

ACCESS*

Patients seen in 24 months	Total	Change since previous quarter
Quarter ending September 2017	5,006	
Quarter ending December 2017	4,984	→
Quarter ending March 2018	4,969	→
Quarter ending June 2018	4,941	→
Quarter ending September 2018	4,920	→
Variance since September 2017	(1.7%)	↓



ACTIVITY



Adjusted Scheduled Activity (UDA)		
Month	2018	2019
April	510	601
May	1,895	1,325
June	2,842	2,089
July	4,205	2,790
August	4,929	4,252
September	5,794	5,085
October	7,026	
November	8,082	
December	8,499	
January	9,098	
February	9,826	
March	10,873	
April	11,431	
May	11,431	
June	11,431	

QUALITY

	Quantity	Base Number	Contract	AT	Region	England
% of FP17s for the same patient ID Re-attending within 3 months - Children	22	866	2.5%	9.2%	11.4%	11.6%
% of FP17s for the same patient ID Re-attending within 3 months - Adults	69	2,098	3.3%	12.5%	15.0%	15.5%
% of FP17s for the same patient ID Re-attending between 3 & 9 months - Children	617	866	71.2%	59.3%	59.9%	58.8%
% of FP17s for the same patient ID Re-attending between 3 & 9 months - Adults	767	2,098	36.6%	50.7%	52.0%	51.1%
% of FP17s for Band 1 Urgent Courses	102	2,674	3.8%	7.0%	8.0%	9.0%
% of FP17s Relating to Free Repair or Replacements	8	2,674	0.3%	0.8%	0.8%	0.8%
% of FP17s Relating to Continuations	0	2,674	0.0%	1.0%	0.9%	0.9%
% of Patients satisfied with the dentistry they have received	6	6	N/A	93.7%	93.5%	93.3%
% of Patients satisfied with the time they had to wait for an appointment	6	6	N/A	92.2%	89.1%	88.9%

* This is based on patients treated on this contract for their most recent course of treatment. Figures in italics indicate the base number of FP17s or Patient Questionnaire responses are less than 100. N/A is shown where the base number of responses is less than 10 during the period. % is calculated as Quantity/Base number*100

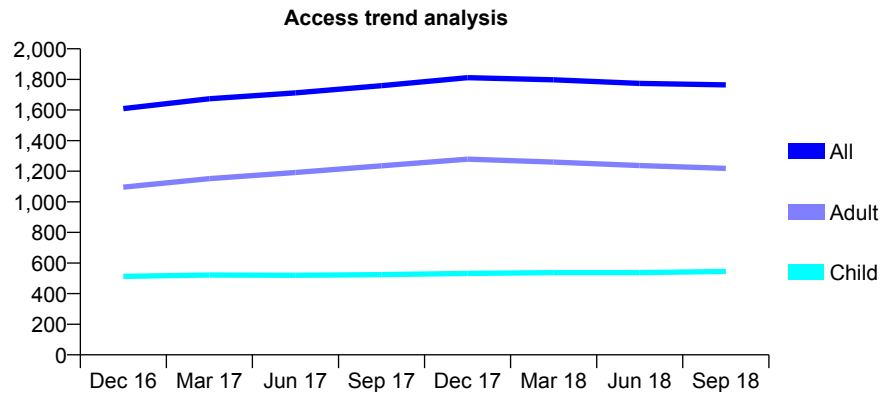
Q53 - Vital Signs At a Glance Contract Report for 103063/0001 - September 2018

Name or company name	MR KS RATRA
Contract type name	GDS Contract
Purpose of contract	General
Contract start date	01/12/2015
Contract end date	

18/19 Contracted general activity (UDA)	4,910
Carry forward general activity (UDA)	-18
18/19 Contracted orthodontic activity (UOA)	0
Carry forward orthodontic activity (UOA)	0
Baseline contract value	£130,533.78

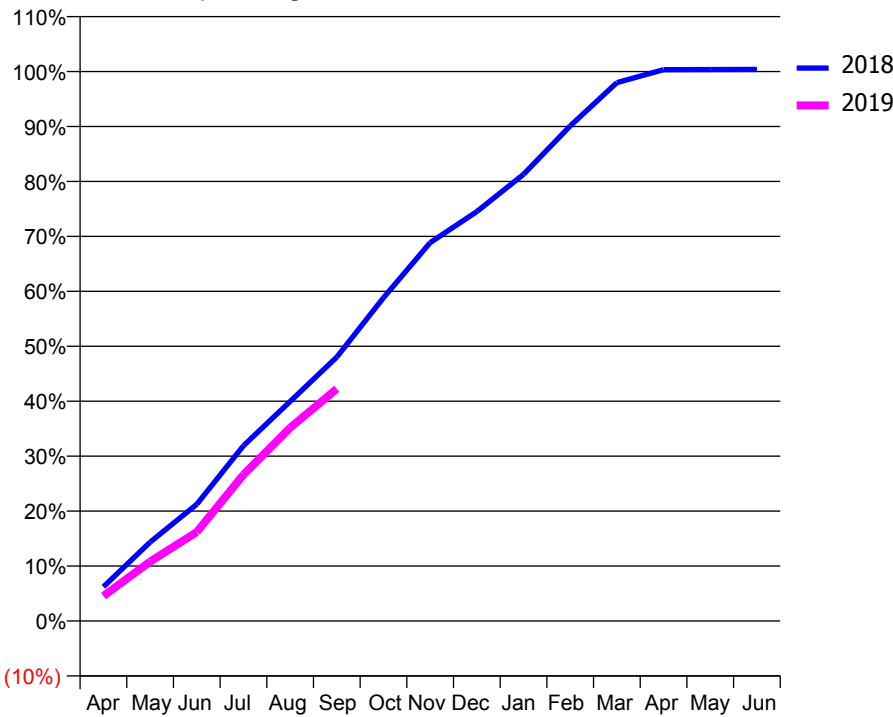
ACCESS*

Patients seen in 24 months	Total	Change since previous quarter
Quarter ending September 2017	1,759	
Quarter ending December 2017	1,811	↑
Quarter ending March 2018	1,797	→
Quarter ending June 2018	1,774	↓
Quarter ending September 2018	1,764	→
Variance since September 2017	0.3%	→



ACTIVITY

Cumulative percentage of contracted UDA delivered 2018 & 2019



Month	Adjusted Scheduled Activity (UDA)	
	2018	2019
April	306	224
May	704	531
June	1,044	795
July	1,566	1,308
August	1,962	1,727
September	2,358	2,076
October	2,889	
November	3,380	
December	3,658	
January	3,991	
February	4,423	
March	4,811	
April	4,926	
May	4,927	
June	4,928	

QUALITY

	Quantity	Base Number	Contract	AT	Region	England
% of FP17s for the same patient ID Re-attending within 3 months - Children	31	475	6.5%	9.2%	11.4%	11.6%
% of FP17s for the same patient ID Re-attending within 3 months - Adults	156	965	16.2%	12.5%	15.0%	15.5%
% of FP17s for the same patient ID Re-attending between 3 & 9 months - Children	334	475	70.3%	59.3%	59.9%	58.8%
% of FP17s for the same patient ID Re-attending between 3 & 9 months - Adults	622	965	64.5%	50.7%	52.0%	51.1%
% of FP17s for Band 1 Urgent Courses	88	1,348	6.5%	7.0%	8.0%	9.0%
% of FP17s Relating to Free Repair or Replacements	21	1,348	1.6%	0.8%	0.8%	0.8%
% of FP17s Relating to Continuations	5	1,348	0.4%	1.0%	0.9%	0.9%
% of Patients satisfied with the dentistry they have received	3	3	N/A	93.7%	93.5%	93.3%
% of Patients satisfied with the time they had to wait for an appointment	3	3	N/A	92.2%	89.1%	88.9%

* This is based on patients treated on this contract for their most recent course of treatment. Figures in italics indicate the base number of FP17s or Patient Questionnaire responses are less than 100. N/A is shown where the base number of responses is less than 10 during the period. % is calculated as Quantity/Base number*100

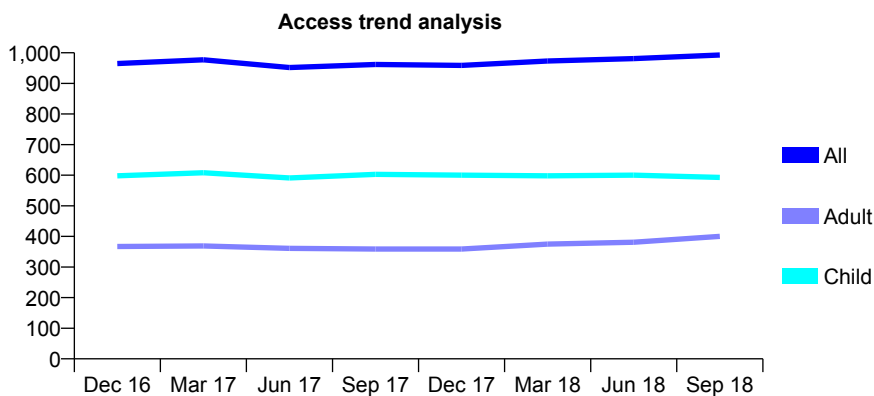
Q53 - Vital Signs At a Glance Contract Report for 105341/0001 - September 2018

Name or company name	Rossmamor Limited
Contract type name	GDS Contract
Purpose of contract	General
Contract start date	01/04/2010
Contract end date	

18/19 Contracted general activity (UDA)	2,800
Carry forward general activity (UDA)	0
18/19 Contracted orthodontic activity (UOA)	0
Carry forward orthodontic activity (UOA)	0
Baseline contract value	£82,871.31

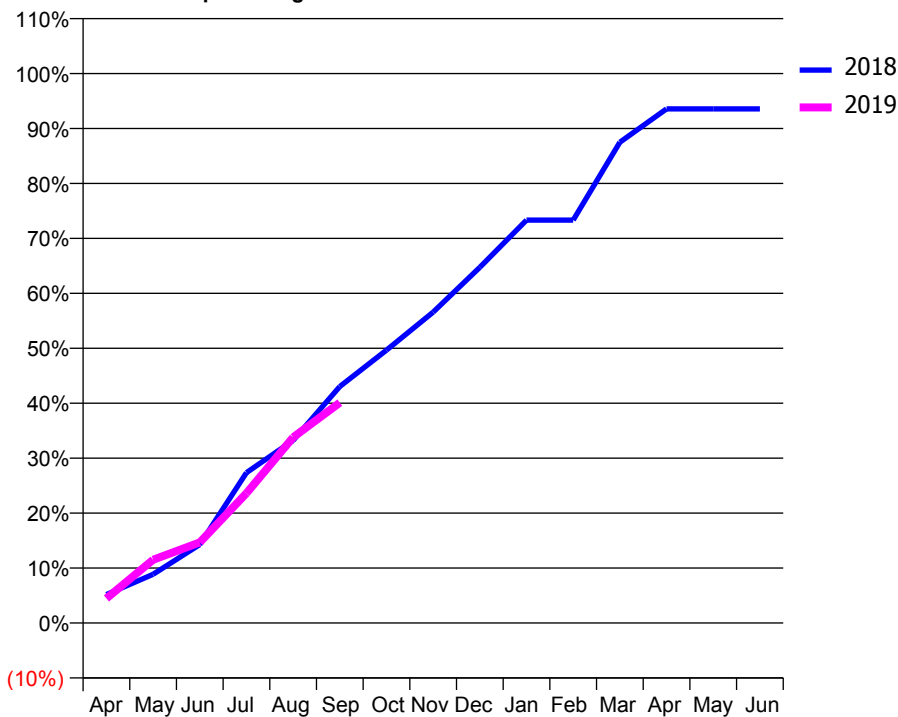
ACCESS*

Patients seen in 24 months	Total	Change since previous quarter
Quarter ending September 2017	962	
Quarter ending December 2017	959	→
Quarter ending March 2018	973	→
Quarter ending June 2018	981	→
Quarter ending September 2018	993	→
Variance since September 2017	3.2%	↑



ACTIVITY

Cumulative percentage of contracted UDA delivered 2018 & 2019



Month	2018	2019
April	145	125
May	249	323
June	400	411
July	766	662
August	930	946
September	1,205	1,123
October	1,391	
November	1,584	
December	1,813	
January	2,053	
February	2,053	
March	2,450	
April	2,620	
May	2,620	
June	2,620	

QUALITY

	Quantity	Base Number	Contract	AT	Region	England
% of FP17s for the same patient ID Re-attending within 3 months - Children	53	501	10.6%	9.2%	11.4%	11.6%
% of FP17s for the same patient ID Re-attending within 3 months - Adults	42	278	15.1%	12.5%	15.0%	15.5%
% of FP17s for the same patient ID Re-attending between 3 & 9 months - Children	338	501	67.5%	59.3%	59.9%	58.8%
% of FP17s for the same patient ID Re-attending between 3 & 9 months - Adults	156	278	56.1%	50.7%	52.0%	51.1%
% of FP17s for Band 1 Urgent Courses	40	663	6.0%	7.0%	8.0%	9.0%
% of FP17s Relating to Free Repair or Replacements	0	663	0.0%	0.8%	0.8%	0.8%
% of FP17s Relating to Continuations	0	663	0.0%	1.0%	0.9%	0.9%
% of Patients satisfied with the dentistry they have received	0	0	N/A	93.7%	93.5%	93.3%
% of Patients satisfied with the time they had to wait for an appointment	0	0	N/A	92.2%	89.1%	88.9%

* This is based on patients treated on this contract for their most recent course of treatment. Figures in italics indicate the base number of FP17s or Patient Questionnaire responses are less than 100. N/A is shown where the base number of responses is less than 10 during the period. % is calculated as Quantity/Base number*100

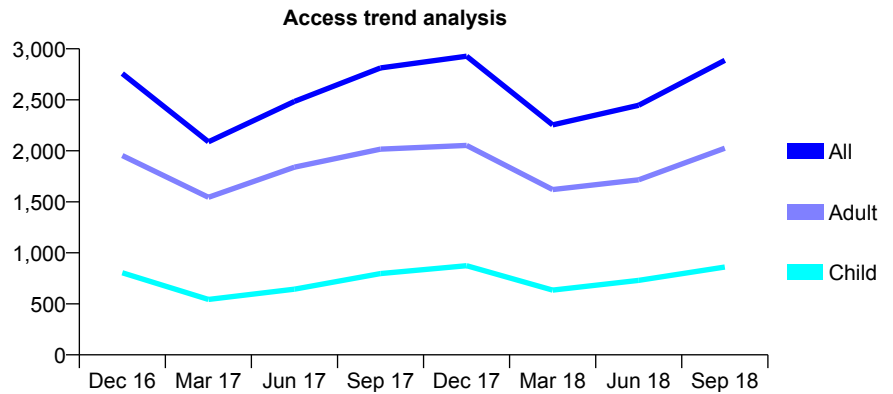
Q53 - Vital Signs At a Glance Contract Report for 109789/0001 - September 2018

Name or company name	Dental Surgery, 60 Long Street
Contract type name	GDS Contract
Purpose of contract	General
Contract start date	01/04/2014
Contract end date	

18/19 Contracted general activity (UDA)	6,414
Carry forward general activity (UDA)	-36
18/19 Contracted orthodontic activity (UOA)	0
Carry forward orthodontic activity (UOA)	0
Baseline contract value	£148,385.30

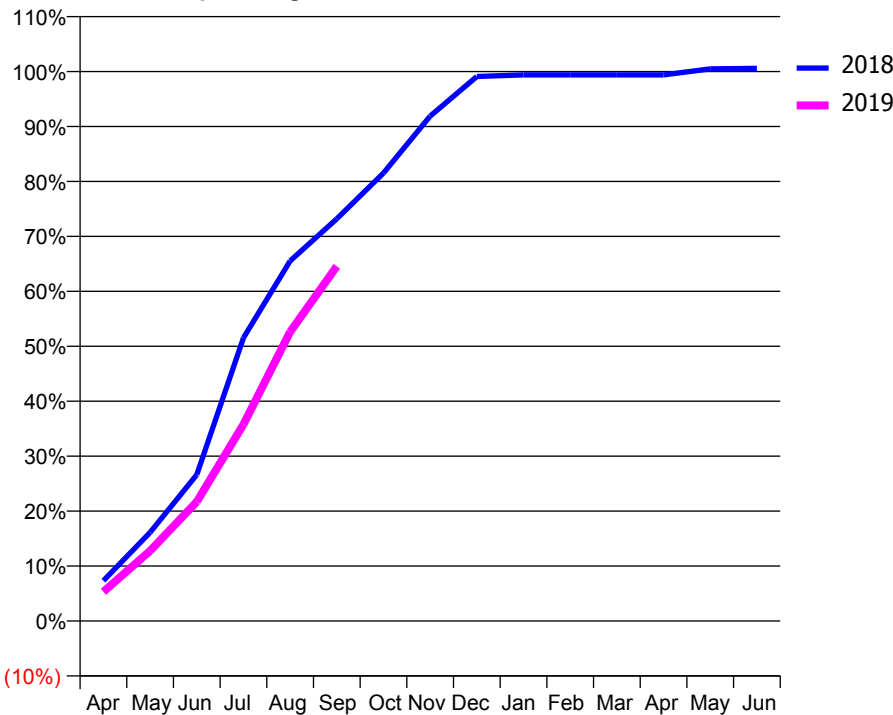
ACCESS*

Patients seen in 24 months	Total	Change since previous quarter
Quarter ending September 2017	2,813	
Quarter ending December 2017	2,927	↑
Quarter ending March 2018	2,254	↓
Quarter ending June 2018	2,446	↑
Quarter ending September 2018	2,887	↑
Variance since September 2017	2.6%	↑



ACTIVITY

Cumulative percentage of contracted UDA delivered 2018 & 2019



Month	Adjusted Scheduled Activity (UDA)	
	2018	2019
April	470	342
May	1,035	820
June	1,709	1,392
July	3,305	2,296
August	4,203	3,375
September	4,695	4,141
October	5,230	
November	5,894	
December	6,356	
January	6,374	
February	6,374	
March	6,374	
April	6,374	
May	6,445	
June	6,451	

QUALITY

	Quantity	Base Number	Contract	AT	Region	England
% of FP17s for the same patient ID Re-attending within 3 months - Children	30	706	4.2%	9.2%	11.4%	11.6%
% of FP17s for the same patient ID Re-attending within 3 months - Adults	110	1,147	9.6%	12.5%	15.0%	15.5%
% of FP17s for the same patient ID Re-attending between 3 & 9 months - Children	231	706	32.7%	59.3%	59.9%	58.8%
% of FP17s for the same patient ID Re-attending between 3 & 9 months - Adults	148	1,147	12.9%	50.7%	52.0%	51.1%
% of FP17s for Band 1 Urgent Courses	126	1,814	6.9%	7.0%	8.0%	9.0%
% of FP17s Relating to Free Repair or Replacements	7	1,814	0.4%	0.8%	0.8%	0.8%
% of FP17s Relating to Continuations	19	1,814	1.0%	1.0%	0.9%	0.9%
% of Patients satisfied with the dentistry they have received	4	5	N/A	93.7%	93.5%	93.3%
% of Patients satisfied with the time they had to wait for an appointment	5	5	N/A	92.2%	89.1%	88.9%

* This is based on patients treated on this contract for their most recent course of treatment. Figures in italics indicate the base number of FP17s or Patient Questionnaire responses are less than 100. N/A is shown where the base number of responses is less than 10 during the period. % is calculated as Quantity/Base number*100

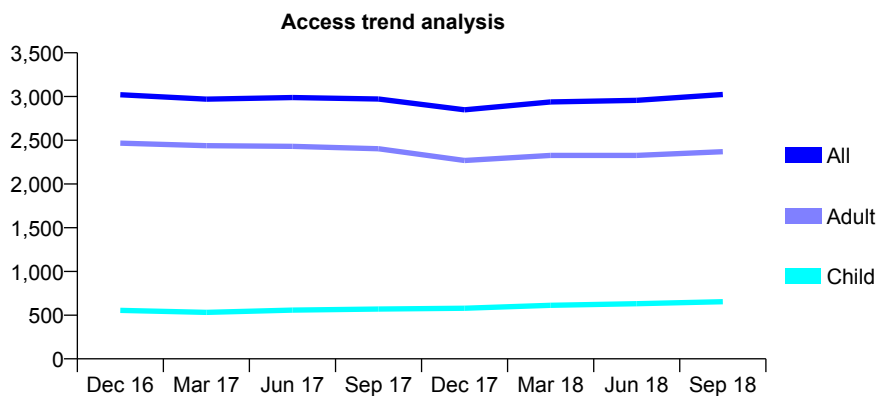
Q53 - Vital Signs At a Glance Contract Report for 109975/0001 - September 2018

Name or company name	165 Long Street, Atherstone
Contract type name	GDS Contract
Purpose of contract	General
Contract start date	01/03/2011
Contract end date	

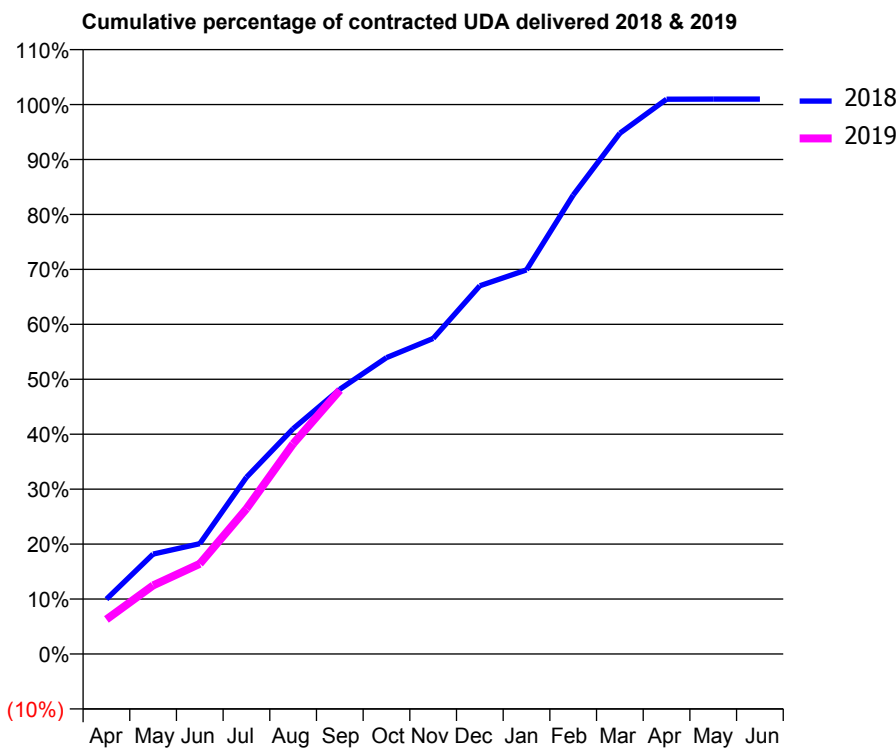
18/19 Contracted general activity (UDA)	7,887
Carry forward general activity (UDA)	-78
18/19 Contracted orthodontic activity (UOA)	0
Carry forward orthodontic activity (UOA)	0
Baseline contract value	£171,103.24

ACCESS*

Patients seen in 24 months	Total	Change since previous quarter
Quarter ending September 2017	2,972	
Quarter ending December 2017	2,848	↓
Quarter ending March 2018	2,938	↑
Quarter ending June 2018	2,957	→
Quarter ending September 2018	3,023	↑
Variance since September 2017	1.7%	→



ACTIVITY



Month	Adjusted Scheduled Activity (UDA)	
	2018	2019
April	787	497
May	1,435	984
June	1,584	1,295
July	2,538	2,086
August	3,234	3,017
September	3,800	3,786
October	4,255	
November	4,529	
December	5,285	
January	5,513	
February	6,587	
March	7,474	
April	7,962	
May	7,965	
June	7,965	

QUALITY

	Quantity	Base Number	Contract	AT	Region	England
% of FP17s for the same patient ID Re-attending within 3 months - Children	23	488	4.7%	9.2%	11.4%	11.6%
% of FP17s for the same patient ID Re-attending within 3 months - Adults	152	1,358	11.2%	12.5%	15.0%	15.5%
% of FP17s for the same patient ID Re-attending between 3 & 9 months - Children	265	488	54.3%	59.3%	59.9%	58.8%
% of FP17s for the same patient ID Re-attending between 3 & 9 months - Adults	531	1,358	39.1%	50.7%	52.0%	51.1%
% of FP17s for Band 1 Urgent Courses	139	1,547	9.0%	7.0%	8.0%	9.0%
% of FP17s Relating to Free Repair or Replacements	15	1,547	1.0%	0.8%	0.8%	0.8%
% of FP17s Relating to Continuations	22	1,547	1.4%	1.0%	0.9%	0.9%
% of Patients satisfied with the dentistry they have received	3	3	N/A	93.7%	93.5%	93.3%
% of Patients satisfied with the time they had to wait for an appointment	3	3	N/A	92.2%	89.1%	88.9%

* This is based on patients treated on this contract for their most recent course of treatment. Figures in italics indicate the base number of FP17s or Patient Questionnaire responses are less than 100. N/A is shown where the base number of responses is less than 10 during the period. % is calculated as Quantity/Base number*100

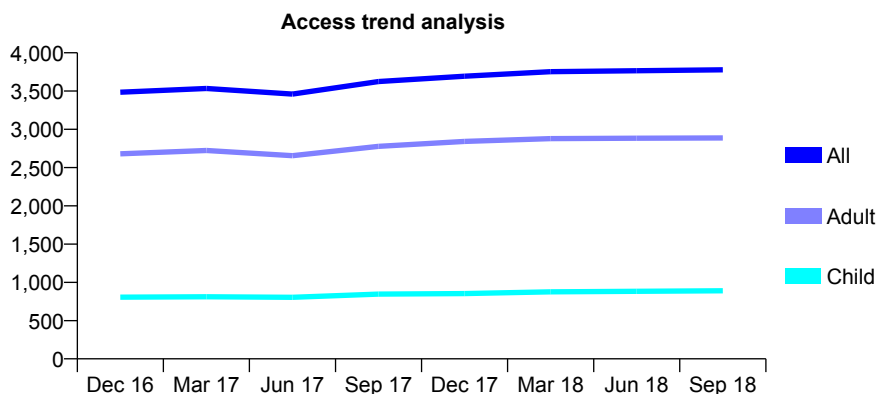
Q53 - Vital Signs At a Glance Contract Report for 113131/0001 - September 2018

Name or company name	76Dental
Contract type name	GDS Contract
Purpose of contract	General
Contract start date	01/04/2011
Contract end date	

18/19 Contracted general activity (UDA)	11,219
Carry forward general activity (UDA)	336
18/19 Contracted orthodontic activity (UOA)	0
Carry forward orthodontic activity (UOA)	0
Baseline contract value	£321,125.43

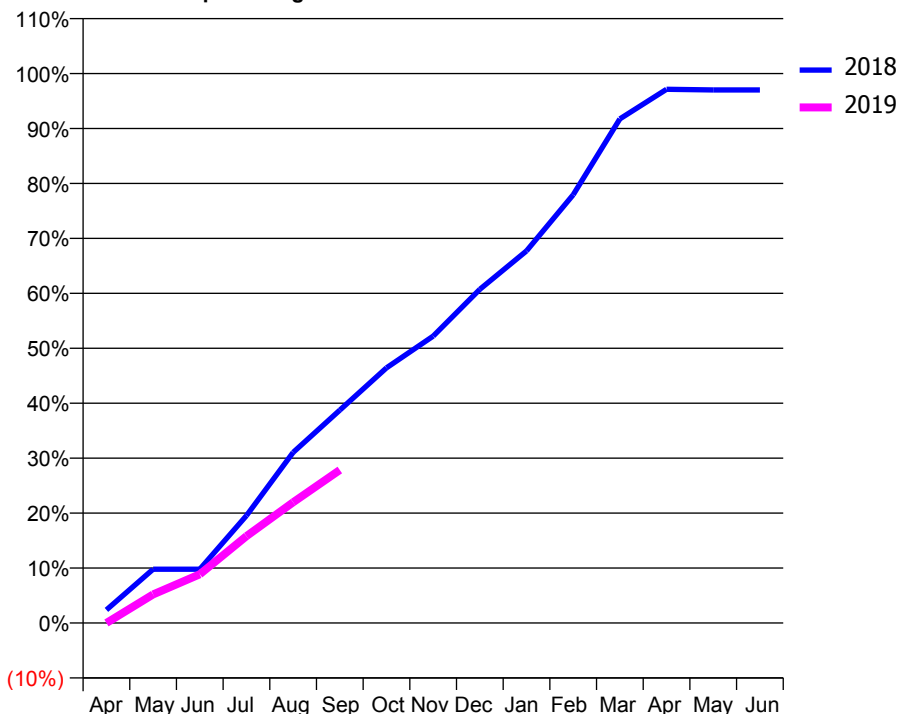
ACCESS*

Patients seen in 24 months	Total	Change since previous quarter
Quarter ending September 2017	3,624	
Quarter ending December 2017	3,694	→
Quarter ending March 2018	3,753	→
Quarter ending June 2018	3,765	→
Quarter ending September 2018	3,777	→
Variance since September 2017	4.2%	↑



ACTIVITY

Cumulative percentage of contracted UDA delivered 2018 & 2019



Month	Adjusted Scheduled Activity (UDA)	
	2018	2019
April	267	1
May	1,099	585
June	1,099	994
July	2,192	1,774
August	3,484	2,465
September	4,347	3,124
October	5,209	
November	5,858	
December	6,812	
January	7,598	
February	8,742	
March	10,292	
April	10,897	
May	10,884	
June	10,883	

QUALITY

	Quantity	Base Number	Contract	AT	Region	England
% of FP17s for the same patient ID Re-attending within 3 months - Children	40	676	5.9%	9.2%	11.4%	11.6%
% of FP17s for the same patient ID Re-attending within 3 months - Adults	218	1,666	13.1%	12.5%	15.0%	15.5%
% of FP17s for the same patient ID Re-attending between 3 & 9 months - Children	414	676	61.2%	59.3%	59.9%	58.8%
% of FP17s for the same patient ID Re-attending between 3 & 9 months - Adults	901	1,666	54.1%	50.7%	52.0%	51.1%
% of FP17s for Band 1 Urgent Courses	73	1,732	4.2%	7.0%	8.0%	9.0%
% of FP17s Relating to Free Repair or Replacements	27	1,732	1.6%	0.8%	0.8%	0.8%
% of FP17s Relating to Continuations	7	1,732	0.4%	1.0%	0.9%	0.9%
% of Patients satisfied with the dentistry they have received	0	0	N/A	93.7%	93.5%	93.3%
% of Patients satisfied with the time they had to wait for an appointment	0	0	N/A	92.2%	89.1%	88.9%

* This is based on patients treated on this contract for their most recent course of treatment. Figures in italics indicate the base number of FP17s or Patient Questionnaire responses are less than 100. N/A is shown where the base number of responses is less than 10 during the period. % is calculated as Quantity/Base number*100

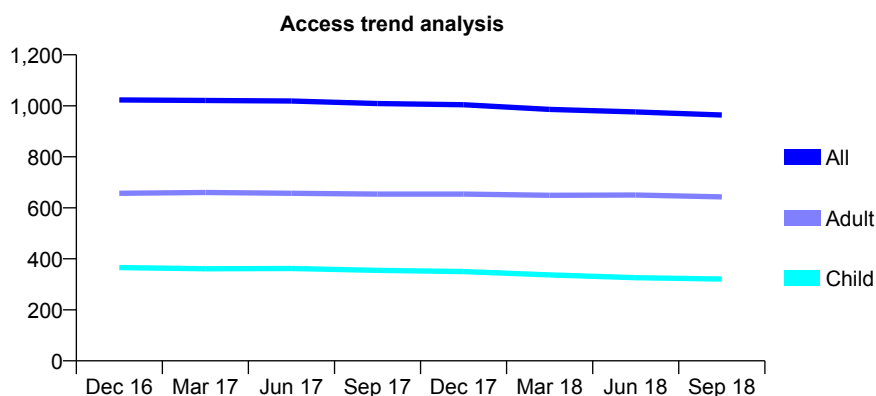
Q53 - Vital Signs At a Glance Contract Report for 115010/0001 - September 2018

Name or company name	Salmon And Light Dental Practice
Contract type name	GDS Contract
Purpose of contract	General
Contract start date	01/04/2012
Contract end date	

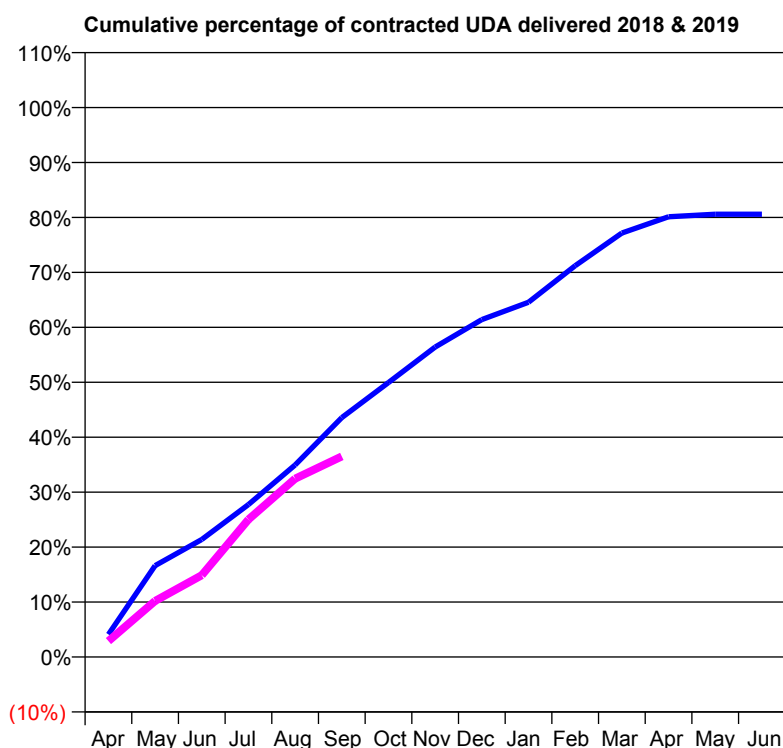
18/19 Contracted general activity (UDA)	3,171
Carry forward general activity (UDA)	0
18/19 Contracted orthodontic activity (UOA)	0
Carry forward orthodontic activity (UOA)	0
Baseline contract value	£75,013.02

ACCESS*

Patients seen in 24 months	Total	Change since previous quarter
Quarter ending September 2017	1,009	
Quarter ending December 2017	1,004	→
Quarter ending March 2018	986	↓
Quarter ending June 2018	976	↓
Quarter ending September 2018	964	↓
Variance since September 2017	(4.5%)	↓



ACTIVITY



Adjusted Scheduled Activity (UDA)		
Month	2018	2019
April	131	92
May	528	324
June	678	472
July	880	794
August	1,109	1,029
September	1,382	1,158
October	1,584	
November	1,789	
December	1,947	
January	2,047	
February	2,258	
March	2,447	
April	2,541	
May	2,555	
June	2,555	

QUALITY

	Quantity	Base Number	Contract	AT	Region	England
% of FP17s for the same patient ID Re-attending within 3 months - Children	22	269	8.2%	9.2%	11.4%	11.6%
% of FP17s for the same patient ID Re-attending within 3 months - Adults	78	505	15.4%	12.5%	15.0%	15.5%
% of FP17s for the same patient ID Re-attending between 3 & 9 months - Children	184	269	68.4%	59.3%	59.9%	58.8%
% of FP17s for the same patient ID Re-attending between 3 & 9 months - Adults	300	505	59.4%	50.7%	52.0%	51.1%
% of FP17s for Band 1 Urgent Courses	64	700	9.1%	7.0%	8.0%	9.0%
% of FP17s Relating to Free Repair or Replacements	0	700	0.0%	0.8%	0.8%	0.8%
% of FP17s Relating to Continuations	0	700	0.0%	1.0%	0.9%	0.9%
% of Patients satisfied with the dentistry they have received	1	1	N/A	93.7%	93.5%	93.3%
% of Patients satisfied with the time they had to wait for an appointment	1	1	N/A	92.2%	89.1%	88.9%

* This is based on patients treated on this contract for their most recent course of treatment. Figures in italics indicate the base number of FP17s or Patient Questionnaire responses are less than 100. N/A is shown where the base number of responses is less than 10 during the period. % is calculated as Quantity/Base number*100

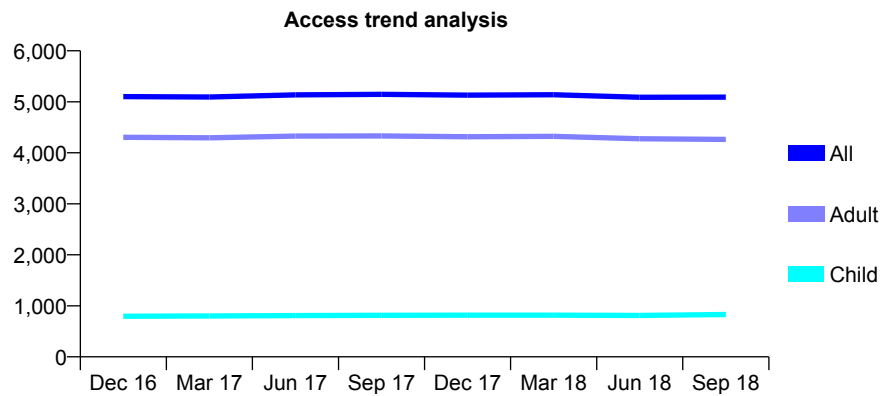
Q53 - Vital Signs At a Glance Contract Report for 116548/0001 - September 2018

Name or company name	Weobley Dental Surgery
Contract type name	GDS Contract
Purpose of contract	General
Contract start date	01/04/2006
Contract end date	

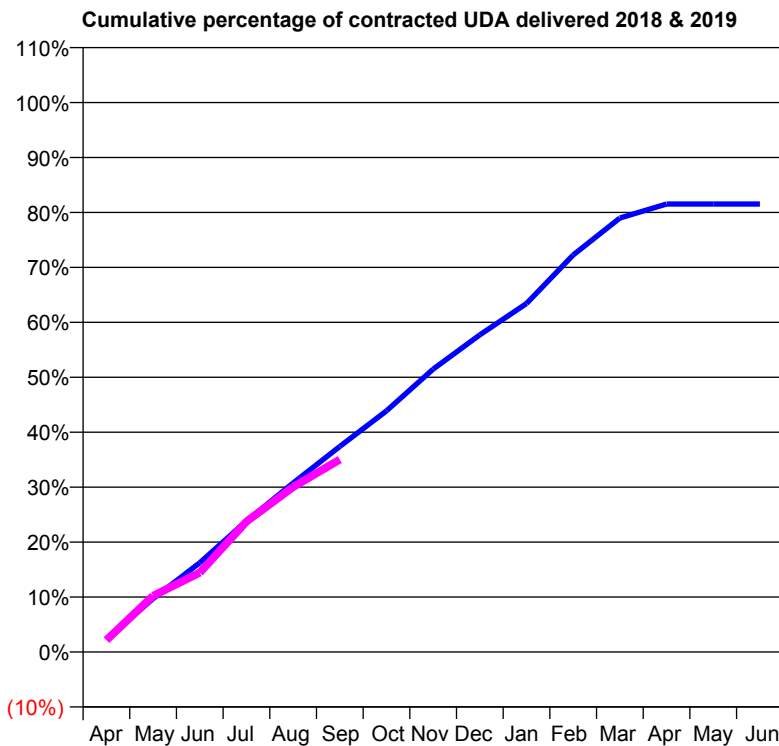
18/19 Contracted general activity (UDA)	17,977
Carry forward general activity (UDA)	0
18/19 Contracted orthodontic activity (UOA)	0
Carry forward orthodontic activity (UOA)	0
Baseline contract value	£504,760.47

ACCESS*

Patients seen in 24 months	Total	Change since previous quarter
Quarter ending September 2017	5,146	
Quarter ending December 2017	5,131	→
Quarter ending March 2018	5,139	→
Quarter ending June 2018	5,088	→
Quarter ending September 2018	5,092	→
Variance since September 2017	(1.0%)	↓



ACTIVITY



Month	Adjusted Scheduled Activity (UDA)	
	2018	2019
April	424	389
May	1,746	1,838
June	2,920	2,598
July	4,285	4,268
August	5,529	5,400
September	6,723	6,296
October	7,889	
November	9,255	
December	10,378	
January	11,403	
February	12,991	
March	14,196	
April	14,654	
May	14,655	
June	14,655	

QUALITY

	Quantity	Base Number	Contract	AT	Region	England
% of FP17s for the same patient ID Re-attending within 3 months - Children	27	603	4.5%	9.2%	11.4%	11.6%
% of FP17s for the same patient ID Re-attending within 3 months - Adults	599	3,301	18.1%	12.5%	15.0%	15.5%
% of FP17s for the same patient ID Re-attending between 3 & 9 months - Children	313	603	51.9%	59.3%	59.9%	58.8%
% of FP17s for the same patient ID Re-attending between 3 & 9 months - Adults	1,606	3,301	48.7%	50.7%	52.0%	51.1%
% of FP17s for Band 1 Urgent Courses	372	3,651	10.2%	7.0%	8.0%	9.0%
% of FP17s Relating to Free Repair or Replacements	48	3,651	1.3%	0.8%	0.8%	0.8%
% of FP17s Relating to Continuations	75	3,651	2.1%	1.0%	0.9%	0.9%
% of Patients satisfied with the dentistry they have received	26	29	89.7%	93.7%	93.5%	93.3%
% of Patients satisfied with the time they had to wait for an appointment	28	29	96.6%	92.2%	89.1%	88.9%

* This is based on patients treated on this contract for their most recent course of treatment. Figures in italics indicate the base number of FP17s or Patient Questionnaire responses are less than 100. N/A is shown where the base number of responses is less than 10 during the period. % is calculated as Quantity/Base number*100

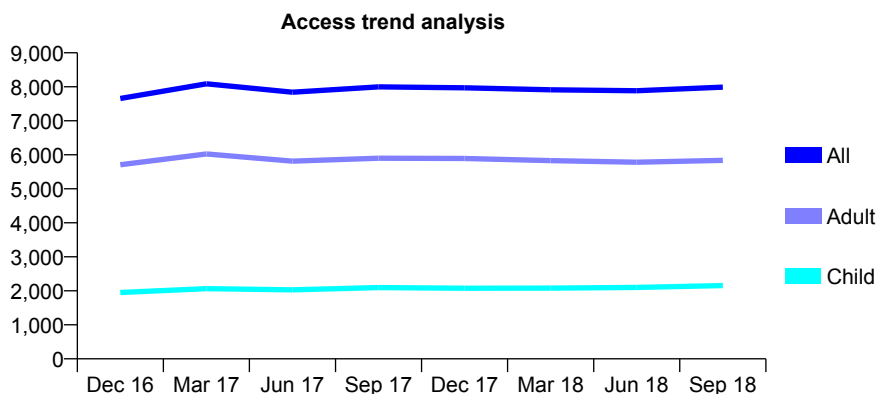
Q53 - Vital Signs At a Glance Contract Report for 124192/0001 - September 2018

Name or company name	The Manor Dental Surgery
Contract type name	GDS Contract
Purpose of contract	General
Contract start date	01/04/2015
Contract end date	

18/19 Contracted general activity (UDA)	22,892
Carry forward general activity (UDA)	68
18/19 Contracted orthodontic activity (UOA)	0
Carry forward orthodontic activity (UOA)	0
Baseline contract value	£675,358.04

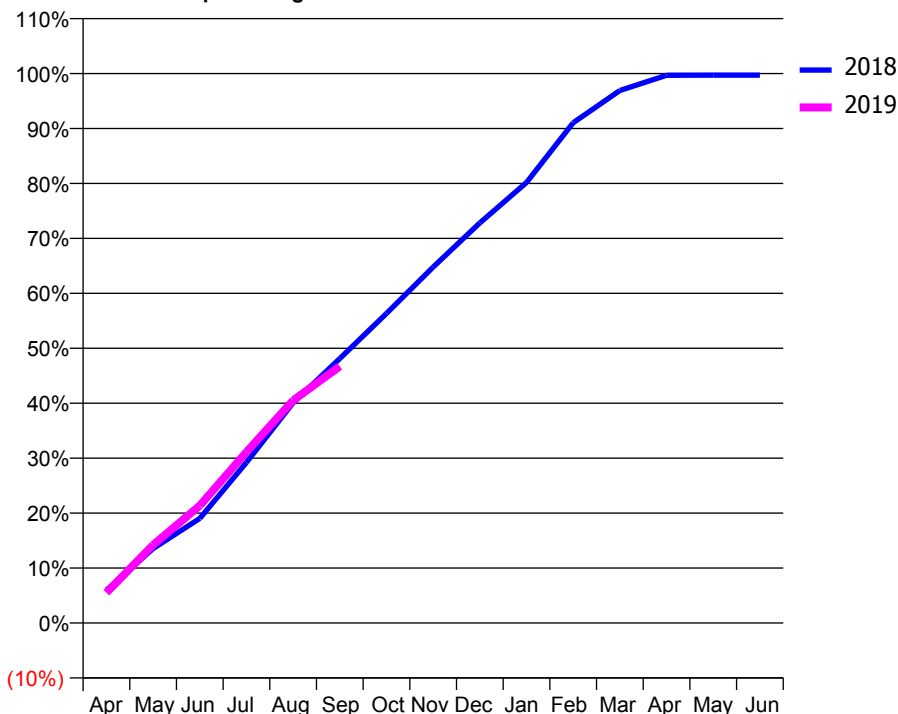
ACCESS*

Patients seen in 24 months	Total	Change since previous quarter
Quarter ending September 2017	7,997	
Quarter ending December 2017	7,971	→
Quarter ending March 2018	7,910	→
Quarter ending June 2018	7,883	→
Quarter ending September 2018	7,989	→
Variance since September 2017	(0.1%)	→



ACTIVITY

Cumulative percentage of contracted UDA delivered 2018 & 2019



Month	Adjusted Scheduled Activity (UDA)	
	2018	2019
April	1,368	1,264
May	3,104	3,250
June	4,357	4,894
July	6,690	7,125
August	9,173	9,274
September	11,018	10,690
October	12,896	
November	14,827	
December	16,666	
January	18,354	
February	20,843	
March	22,182	
April	22,819	
May	22,824	
June	22,824	

QUALITY

	Quantity	Base Number	Contract	AT	Region	England
% of FP17s for the same patient ID Re-attending within 3 months - Children	87	1,579	5.5%	9.2%	11.4%	11.6%
% of FP17s for the same patient ID Re-attending within 3 months - Adults	382	3,998	9.6%	12.5%	15.0%	15.5%
% of FP17s for the same patient ID Re-attending between 3 & 9 months - Children	977	1,579	61.9%	59.3%	59.9%	58.8%
% of FP17s for the same patient ID Re-attending between 3 & 9 months - Adults	2,417	3,998	60.5%	50.7%	52.0%	51.1%
% of FP17s for Band 1 Urgent Courses	228	5,283	4.3%	7.0%	8.0%	9.0%
% of FP17s Relating to Free Repair or Replacements	14	5,283	0.3%	0.8%	0.8%	0.8%
% of FP17s Relating to Continuations	49	5,283	0.9%	1.0%	0.9%	0.9%
% of Patients satisfied with the dentistry they have received	6	6	N/A	93.7%	93.5%	93.3%
% of Patients satisfied with the time they had to wait for an appointment	6	6	N/A	92.2%	89.1%	88.9%

* This is based on patients treated on this contract for their most recent course of treatment. Figures in italics indicate the base number of FP17s or Patient Questionnaire responses are less than 100. N/A is shown where the base number of responses is less than 10 during the period. % is calculated as Quantity/Base number*100

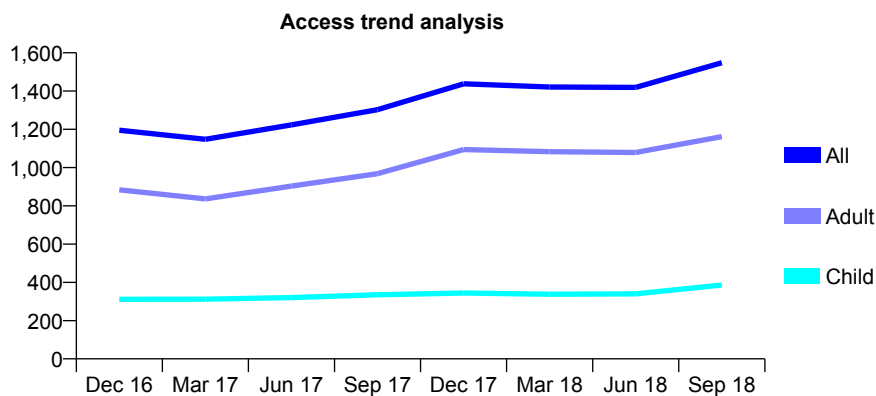
Q53 - Vital Signs At a Glance Contract Report for 129216/0001 - September 2018

Name or company name	Acacia Dental Practice Limited
Contract type name	GDS Contract
Purpose of contract	General
Contract start date	01/11/2012
Contract end date	

18/19 Contracted general activity (UDA)	3,760
Carry forward general activity (UDA)	-75
18/19 Contracted orthodontic activity (UOA)	0
Carry forward orthodontic activity (UOA)	0
Baseline contract value	£96,225.19

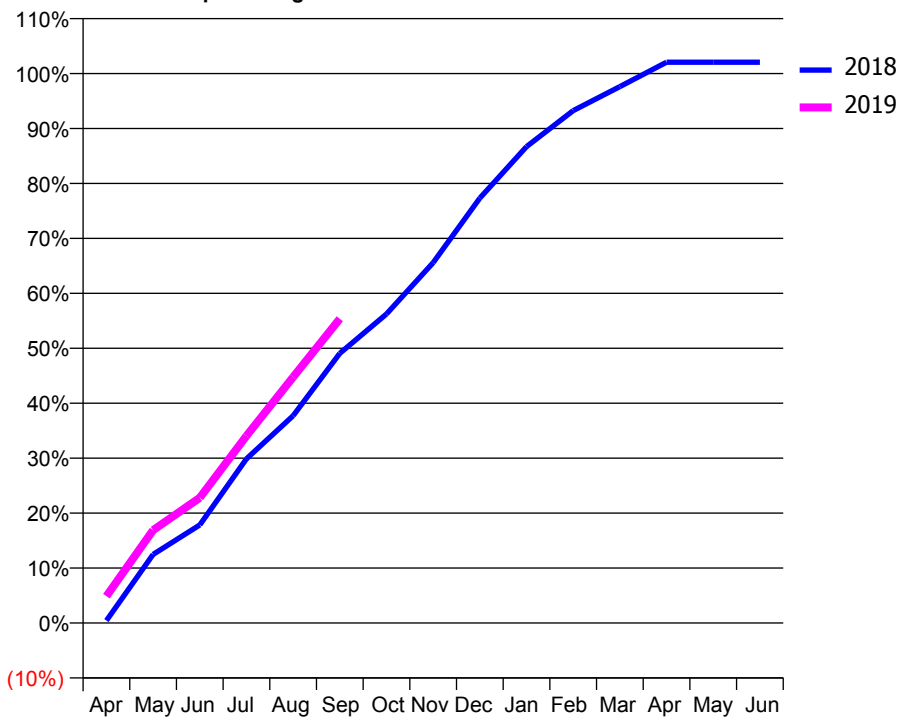
ACCESS*

Patients seen in 24 months	Total	Change since previous quarter
Quarter ending September 2017	1,303	
Quarter ending December 2017	1,438	↑
Quarter ending March 2018	1,421	↓
Quarter ending June 2018	1,419	→
Quarter ending September 2018	1,548	↑
Variance since September 2017	18.8%	↑



ACTIVITY

Cumulative percentage of contracted UDA delivered 2018 & 2019



Month	Adjusted Scheduled Activity (UDA)	
	2018	2019
April	17	184
May	470	635
June	671	857
July	1,124	1,280
August	1,418	1,683
September	1,846	2,082
October	2,114	
November	2,466	
December	2,908	
January	3,260	
February	3,506	
March	3,670	
April	3,837	
May	3,837	
June	3,837	

QUALITY

	Quantity	Base Number	Contract	AT	Region	England
% of FP17s for the same patient ID Re-attending within 3 months - Children	21	319	6.6%	9.2%	11.4%	11.6%
% of FP17s for the same patient ID Re-attending within 3 months - Adults	69	836	8.3%	12.5%	15.0%	15.5%
% of FP17s for the same patient ID Re-attending between 3 & 9 months - Children	143	319	44.8%	59.3%	59.9%	58.8%
% of FP17s for the same patient ID Re-attending between 3 & 9 months - Adults	353	836	42.2%	50.7%	52.0%	51.1%
% of FP17s for Band 1 Urgent Courses	28	1,076	2.6%	7.0%	8.0%	9.0%
% of FP17s Relating to Free Repair or Replacements	7	1,076	0.7%	0.8%	0.8%	0.8%
% of FP17s Relating to Continuations	12	1,076	1.1%	1.0%	0.9%	0.9%
% of Patients satisfied with the dentistry they have received	1	1	N/A	93.7%	93.5%	93.3%
% of Patients satisfied with the time they had to wait for an appointment	1	1	N/A	92.2%	89.1%	88.9%

* This is based on patients treated on this contract for their most recent course of treatment. Figures in italics indicate the base number of FP17s or Patient Questionnaire responses are less than 100. N/A is shown where the base number of responses is less than 10 during the period. % is calculated as Quantity/Base number*100

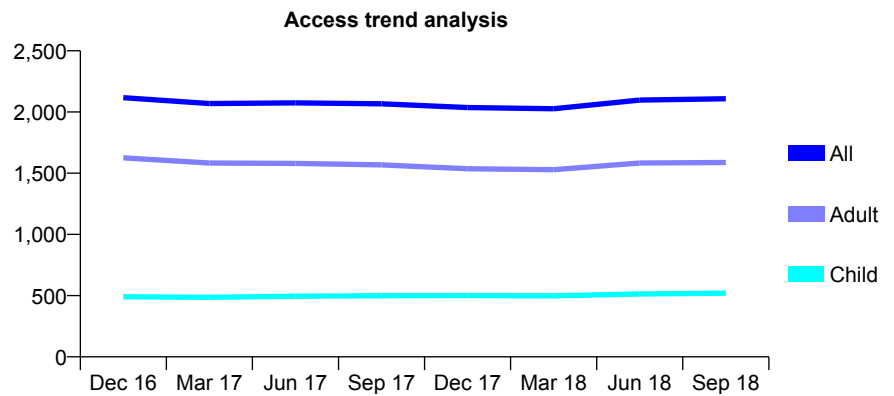
Q53 - Vital Signs At a Glance Contract Report for 130346/0001 - September 2018

Name or company name	Kingsbury Dental Practice
Contract type name	GDS Contract
Purpose of contract	General
Contract start date	01/04/2011
Contract end date	

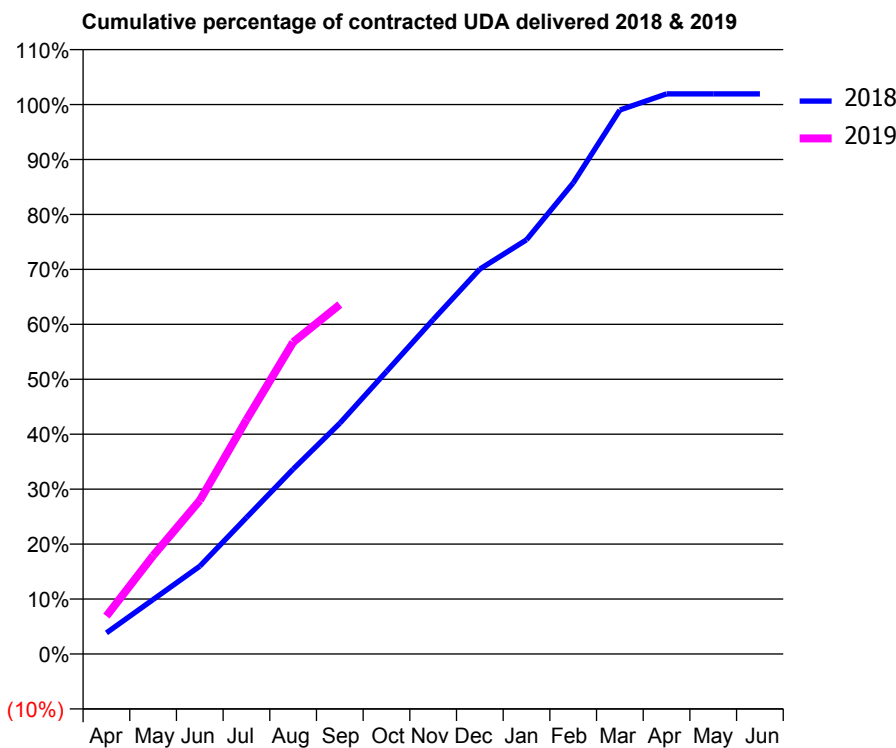
18/19 Contracted general activity (UDA)	5,800
Carry forward general activity (UDA)	-111
18/19 Contracted orthodontic activity (UOA)	0
Carry forward orthodontic activity (UOA)	0
Baseline contract value	£184,942.02

ACCESS*

Patients seen in 24 months	Total	Change since previous quarter
Quarter ending September 2017	2,067	
Quarter ending December 2017	2,037	↓
Quarter ending March 2018	2,027	→
Quarter ending June 2018	2,097	↑
Quarter ending September 2018	2,108	→
Variance since September 2017	2.0%	→



ACTIVITY



Month	Adjusted Scheduled Activity (UDA)	
	2018	2019
April	222	400
May	575	1,038
June	927	1,621
July	1,441	2,472
August	1,951	3,292
September	2,436	3,688
October	2,981	
November	3,530	
December	4,062	
January	4,373	
February	4,972	
March	5,741	
April	5,912	
May	5,912	
June	5,912	

QUALITY

	Quantity	Base Number	Contract	AT	Region	England
% of FP17s for the same patient ID Re-attending within 3 months - Children	9	296	3.0%	9.2%	11.4%	11.6%
% of FP17s for the same patient ID Re-attending within 3 months - Adults	77	949	8.1%	12.5%	15.0%	15.5%
% of FP17s for the same patient ID Re-attending between 3 & 9 months - Children	146	296	49.3%	59.3%	59.9%	58.8%
% of FP17s for the same patient ID Re-attending between 3 & 9 months - Adults	474	949	49.9%	50.7%	52.0%	51.1%
% of FP17s for Band 1 Urgent Courses	17	1,185	1.4%	7.0%	8.0%	9.0%
% of FP17s Relating to Free Repair or Replacements	1	1,185	0.1%	0.8%	0.8%	0.8%
% of FP17s Relating to Continuations	0	1,185	0.0%	1.0%	0.9%	0.9%
% of Patients satisfied with the dentistry they have received	3	3	N/A	93.7%	93.5%	93.3%
% of Patients satisfied with the time they had to wait for an appointment	3	3	N/A	92.2%	89.1%	88.9%

* This is based on patients treated on this contract for their most recent course of treatment. Figures in italics indicate the base number of FP17s or Patient Questionnaire responses are less than 100. N/A is shown where the base number of responses is less than 10 during the period. % is calculated as Quantity/Base number*100

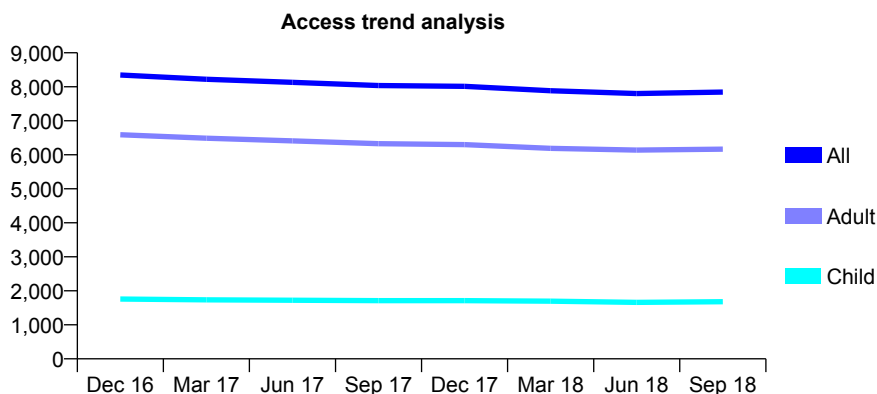
Q53 - Vital Signs At a Glance Contract Report for 134996/0001 - September 2018

Name or company name	Marden House Dental Practice Partnership
Contract type name	GDS Contract
Purpose of contract	General
Contract start date	17/01/2014
Contract end date	

18/19 Contracted general activity (UDA)	18,625
Carry forward general activity (UDA)	0
18/19 Contracted orthodontic activity (UOA)	0
Carry forward orthodontic activity (UOA)	0
Baseline contract value	£576,643.48

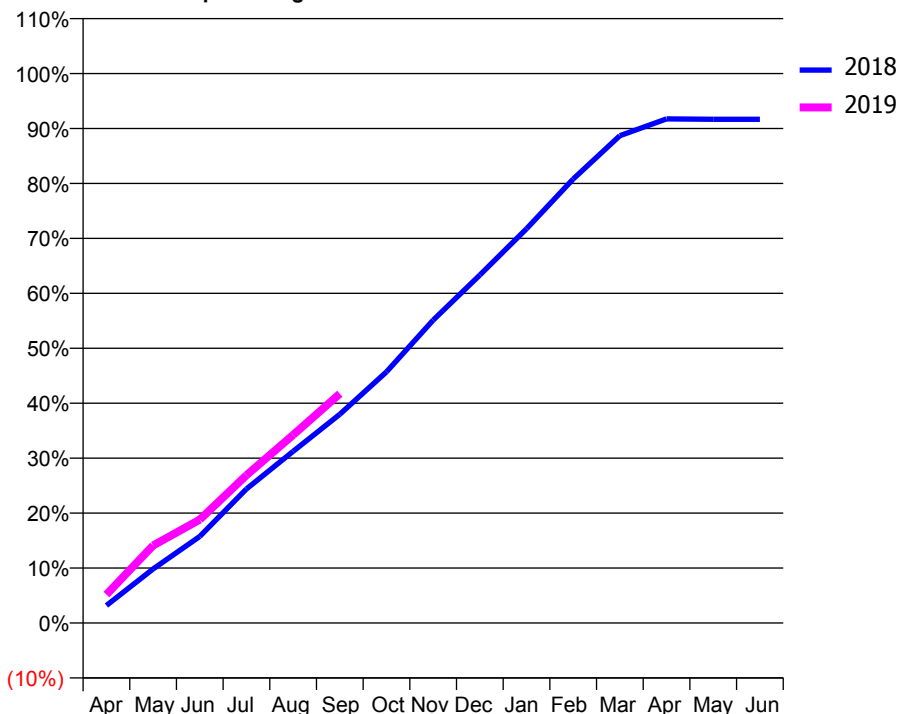
ACCESS*

Patients seen in 24 months	Total	Change since previous quarter
Quarter ending September 2017	8,036	
Quarter ending December 2017	8,012	→
Quarter ending March 2018	7,886	↓
Quarter ending June 2018	7,801	↓
Quarter ending September 2018	7,847	→
Variance since September 2017	(2.4%)	↓



ACTIVITY

Cumulative percentage of contracted UDA delivered 2018 & 2019



Month	Adjusted Scheduled Activity (UDA)	
	2018	2019
April	594	963
May	1,831	2,629
June	2,936	3,503
July	4,545	5,011
August	5,819	6,375
September	7,076	7,771
October	8,513	
November	10,265	
December	11,792	
January	13,360	
February	15,051	
March	16,519	
April	17,086	
May	17,074	
June	17,074	

QUALITY

	Quantity	Base Number	Contract	AT	Region	England
% of FP17s for the same patient ID Re-attending within 3 months - Children	43	1,066	4.0%	9.2%	11.4%	11.6%
% of FP17s for the same patient ID Re-attending within 3 months - Adults	421	3,682	11.4%	12.5%	15.0%	15.5%
% of FP17s for the same patient ID Re-attending between 3 & 9 months - Children	507	1,066	47.6%	59.3%	59.9%	58.8%
% of FP17s for the same patient ID Re-attending between 3 & 9 months - Adults	1,271	3,682	34.5%	50.7%	52.0%	51.1%
% of FP17s for Band 1 Urgent Courses	508	4,451	11.4%	7.0%	8.0%	9.0%
% of FP17s Relating to Free Repair or Replacements	15	4,451	0.3%	0.8%	0.8%	0.8%
% of FP17s Relating to Continuations	42	4,451	0.9%	1.0%	0.9%	0.9%
% of Patients satisfied with the dentistry they have received	8	8	N/A	93.7%	93.5%	93.3%
% of Patients satisfied with the time they had to wait for an appointment	8	8	N/A	92.2%	89.1%	88.9%

* This is based on patients treated on this contract for their most recent course of treatment. Figures in italics indicate the base number of FP17s or Patient Questionnaire responses are less than 100. N/A is shown where the base number of responses is less than 10 during the period. % is calculated as Quantity/Base number*100

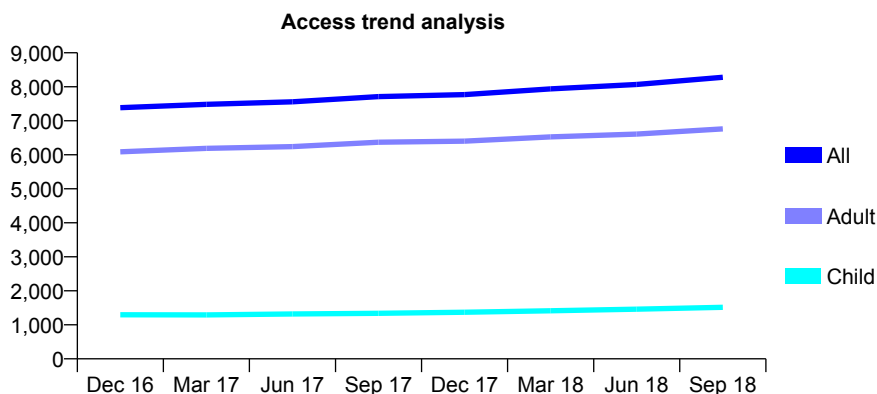
Q53 - Vital Signs At a Glance Contract Report for 135194/0001 - September 2018

Name or company name	S.R. Williams Ltd
Contract type name	GDS Contract
Purpose of contract	General
Contract start date	01/04/2009
Contract end date	

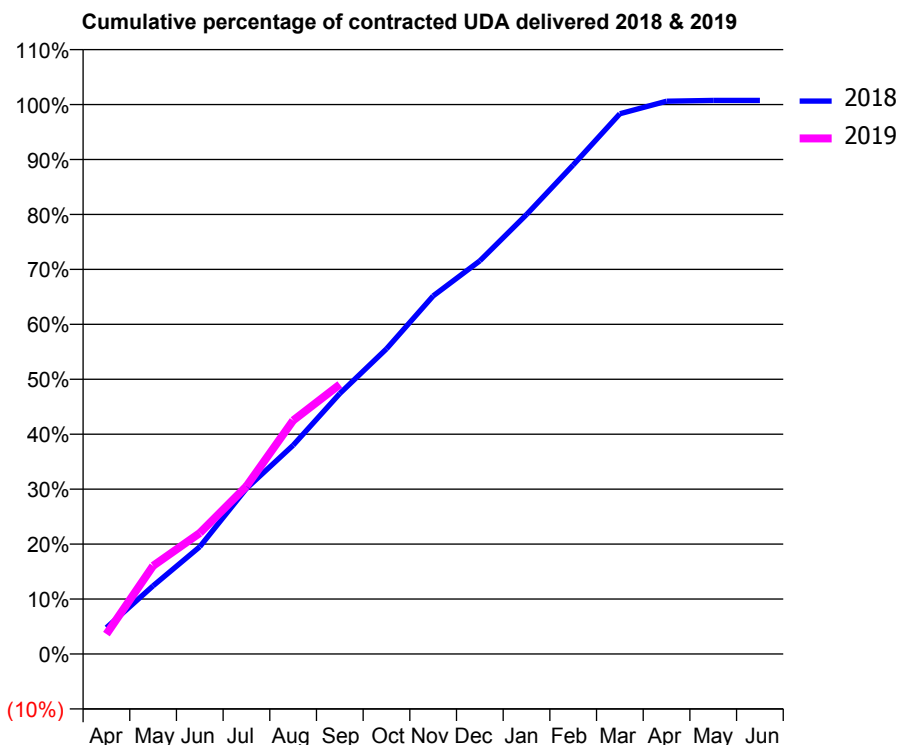
18/19 Contracted general activity (UDA)	18,067
Carry forward general activity (UDA)	-135
18/19 Contracted orthodontic activity (UOA)	0
Carry forward orthodontic activity (UOA)	0
Baseline contract value	£532,759.63

ACCESS*

Patients seen in 24 months	Total	Change since previous quarter
Quarter ending September 2017	7,712	
Quarter ending December 2017	7,772	→
Quarter ending March 2018	7,941	↑
Quarter ending June 2018	8,068	→
Quarter ending September 2018	8,280	↑
Variance since September 2017	7.4%	↑



ACTIVITY



Month	Adjusted Scheduled Activity (UDA)	
	2018	2019
April	866	655
May	2,241	2,902
June	3,528	3,980
July	5,441	5,516
August	6,863	7,680
September	8,565	8,861
October	10,036	
November	11,773	
December	12,927	
January	14,450	
February	16,079	
March	17,762	
April	18,176	
May	18,200	
June	18,202	

QUALITY

	Quantity	Base Number	Contract	AT	Region	England
% of FP17s for the same patient ID Re-attending within 3 months - Children	66	1,216	5.4%	9.2%	11.4%	11.6%
% of FP17s for the same patient ID Re-attending within 3 months - Adults	343	3,663	9.4%	12.5%	15.0%	15.5%
% of FP17s for the same patient ID Re-attending between 3 & 9 months - Children	772	1,216	63.5%	59.3%	59.9%	58.8%
% of FP17s for the same patient ID Re-attending between 3 & 9 months - Adults	1,189	3,663	32.5%	50.7%	52.0%	51.1%
% of FP17s for Band 1 Urgent Courses	260	4,624	5.6%	7.0%	8.0%	9.0%
% of FP17s Relating to Free Repair or Replacements	41	4,624	0.9%	0.8%	0.8%	0.8%
% of FP17s Relating to Continuations	26	4,624	0.6%	1.0%	0.9%	0.9%
% of Patients satisfied with the dentistry they have received	12	13	92.3%	93.7%	93.5%	93.3%
% of Patients satisfied with the time they had to wait for an appointment	11	13	84.6%	92.2%	89.1%	88.9%

* This is based on patients treated on this contract for their most recent course of treatment. Figures in italics indicate the base number of FP17s or Patient Questionnaire responses are less than 100. N/A is shown where the base number of responses is less than 10 during the period. % is calculated as Quantity/Base number*100

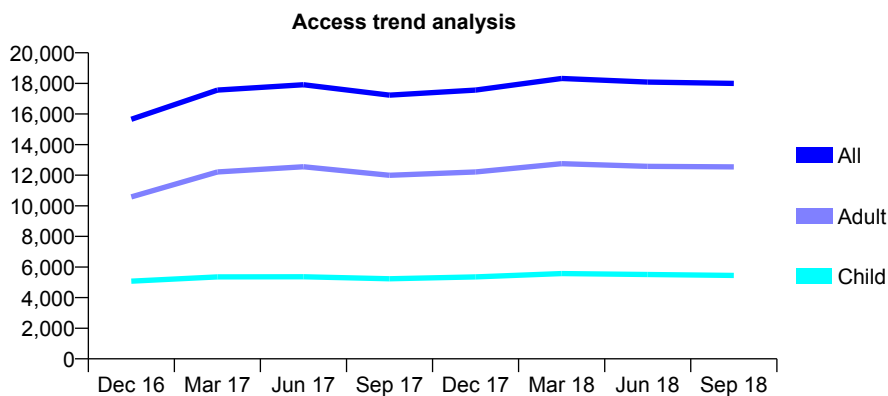
Q53 - Vital Signs At a Glance Contract Report for 137243/0001 - September 2018

Name or company name	Camphill Dental Practice
Contract type name	GDS Contract
Purpose of contract	General
Contract start date	01/04/2014
Contract end date	

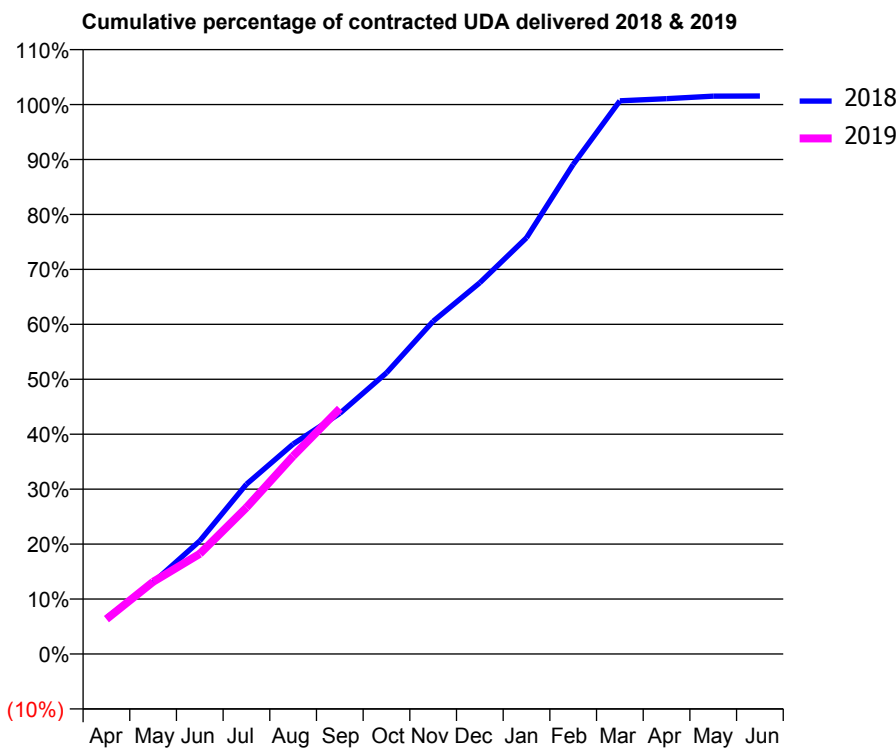
18/19 Contracted general activity (UDA)	41,852
Carry forward general activity (UDA)	-648
18/19 Contracted orthodontic activity (UOA)	0
Carry forward orthodontic activity (UOA)	0
Baseline contract value	£945,087.60

ACCESS*

Patients seen in 24 months	Total	Change since previous quarter
Quarter ending September 2017	17,229	
Quarter ending December 2017	17,568	→
Quarter ending March 2018	18,326	↑
Quarter ending June 2018	18,086	↓
Quarter ending September 2018	17,996	→
Variance since September 2017	4.5%	↑



ACTIVITY



Month	Adjusted Scheduled Activity (UDA)	
	2018	2019
April	2,756	2,657
May	5,450	5,502
June	8,620	7,629
July	12,934	11,155
August	15,991	15,081
September	18,322	18,688
October	21,417	
November	25,343	
December	28,277	
January	31,703	
February	37,289	
March	42,131	
April	42,294	
May	42,486	
June	42,500	

QUALITY

	Quantity	Base Number	Contract	AT	Region	England
% of FP17s for the same patient ID Re-attending within 3 months - Children	167	3,794	4.4%	9.2%	11.4%	11.6%
% of FP17s for the same patient ID Re-attending within 3 months - Adults	384	5,260	7.3%	12.5%	15.0%	15.5%
% of FP17s for the same patient ID Re-attending between 3 & 9 months - Children	2,347	3,794	61.9%	59.3%	59.9%	58.8%
% of FP17s for the same patient ID Re-attending between 3 & 9 months - Adults	2,674	5,260	50.8%	50.7%	52.0%	51.1%
% of FP17s for Band 1 Urgent Courses	322	8,828	3.6%	7.0%	8.0%	9.0%
% of FP17s Relating to Free Repair or Replacements	47	8,828	0.5%	0.8%	0.8%	0.8%
% of FP17s Relating to Continuations	71	8,828	0.8%	1.0%	0.9%	0.9%
% of Patients satisfied with the dentistry they have received	13	14	92.9%	93.7%	93.5%	93.3%
% of Patients satisfied with the time they had to wait for an appointment	12	14	85.7%	92.2%	89.1%	88.9%

* This is based on patients treated on this contract for their most recent course of treatment. Figures in italics indicate the base number of FP17s or Patient Questionnaire responses are less than 100. N/A is shown where the base number of responses is less than 10 during the period. % is calculated as Quantity/Base number*100

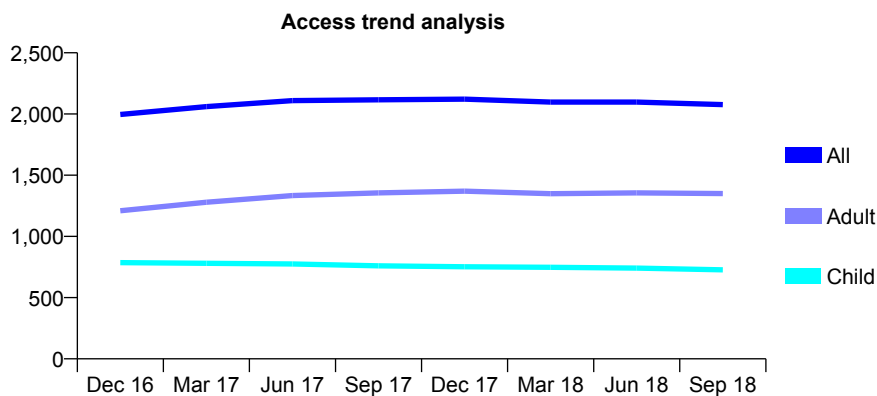
Q53 - Vital Signs At a Glance Contract Report for 141224/0001 - September 2018

Name or company name	Abbey Cottage Dental Practice Ltd
Contract type name	GDS Contract
Purpose of contract	General and Orthodontic
Contract start date	01/04/2009
Contract end date	

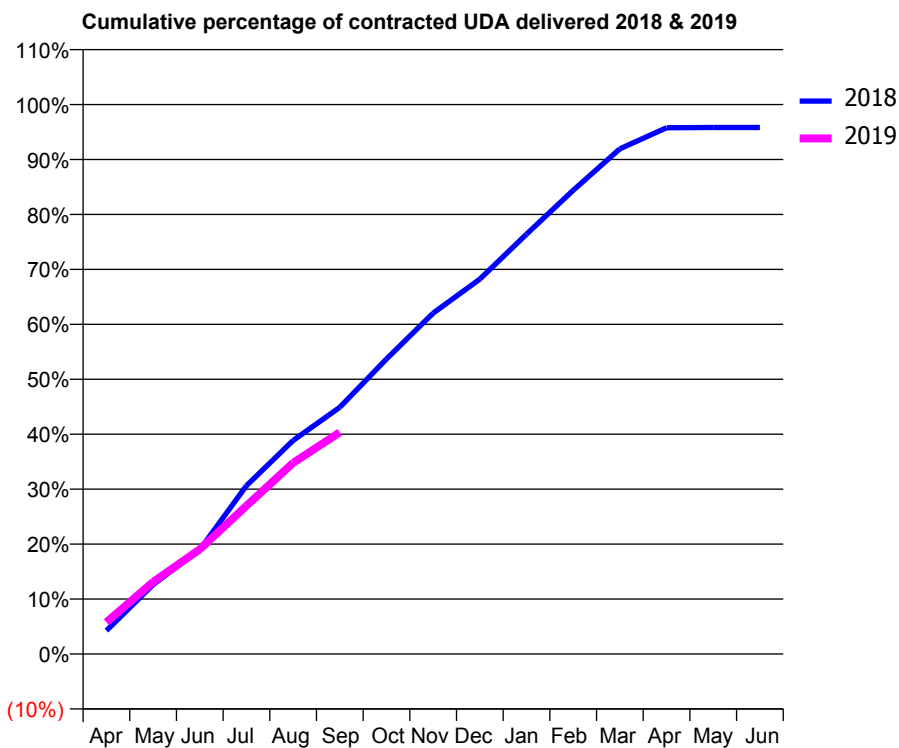
18/19 Contracted general activity (UDA)	5,534
Carry forward general activity (UDA)	0
18/19 Contracted orthodontic activity (UOA)	0
Carry forward orthodontic activity (UOA)	0
Baseline contract value	£136,133.93

ACCESS*

Patients seen in 24 months	Total	Change since previous quarter
Quarter ending September 2017	2,116	
Quarter ending December 2017	2,122	→
Quarter ending March 2018	2,097	↓
Quarter ending June 2018	2,097	→
Quarter ending September 2018	2,077	→
Variance since September 2017	(1.8%)	↓



ACTIVITY



Month	Adjusted Scheduled Activity (UDA)	
	2018	2019
April	236	320
May	698	726
June	1,050	1,055
July	1,695	1,493
August	2,151	1,925
September	2,485	2,233
October	2,972	
November	3,433	
December	3,775	
January	4,228	
February	4,670	
March	5,087	
April	5,300	
May	5,302	
June	5,302	

QUALITY

	Quantity	Base Number	Contract	AT	Region	England
% of FP17s for the same patient ID Re-attending within 3 months - Children	33	584	5.7%	9.2%	11.4%	11.6%
% of FP17s for the same patient ID Re-attending within 3 months - Adults	124	931	13.3%	12.5%	15.0%	15.5%
% of FP17s for the same patient ID Re-attending between 3 & 9 months - Children	397	584	68.0%	59.3%	59.9%	58.8%
% of FP17s for the same patient ID Re-attending between 3 & 9 months - Adults	512	931	55.0%	50.7%	52.0%	51.1%
% of FP17s for Band 1 Urgent Courses	116	1,391	8.3%	7.0%	8.0%	9.0%
% of FP17s Relating to Free Repair or Replacements	13	1,391	0.9%	0.8%	0.8%	0.8%
% of FP17s Relating to Continuations	9	1,391	0.6%	1.0%	0.9%	0.9%
% of Patients satisfied with the dentistry they have received	2	2	N/A	93.7%	93.5%	93.3%
% of Patients satisfied with the time they had to wait for an appointment	2	2	N/A	92.2%	89.1%	88.9%

* This is based on patients treated on this contract for their most recent course of treatment. Figures in italics indicate the base number of FP17s or Patient Questionnaire responses are less than 100. N/A is shown where the base number of responses is less than 10 during the period. % is calculated as Quantity/Base number*100

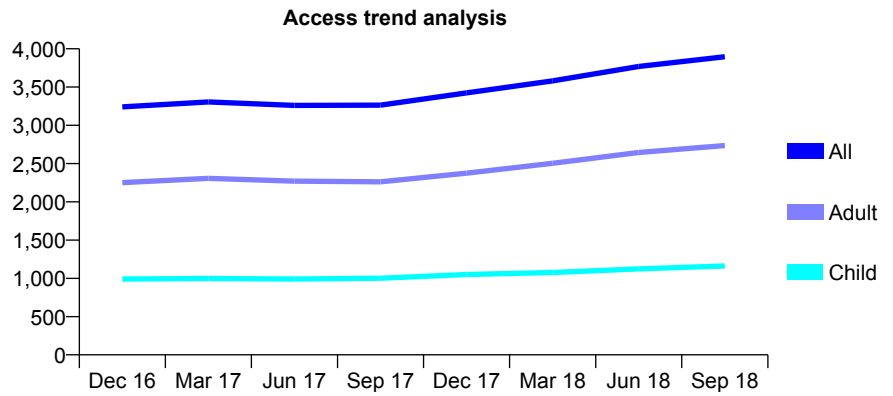
Q53 - Vital Signs At a Glance Contract Report for 142735/0001 - September 2018

Name or company name	Allesley Park Dental Practice
Contract type name	GDS Contract
Purpose of contract	General
Contract start date	01/04/2015
Contract end date	

18/19 Contracted general activity (UDA)	7,784
Carry forward general activity (UDA)	-40
18/19 Contracted orthodontic activity (UOA)	0
Carry forward orthodontic activity (UOA)	0
Baseline contract value	£174,392.49

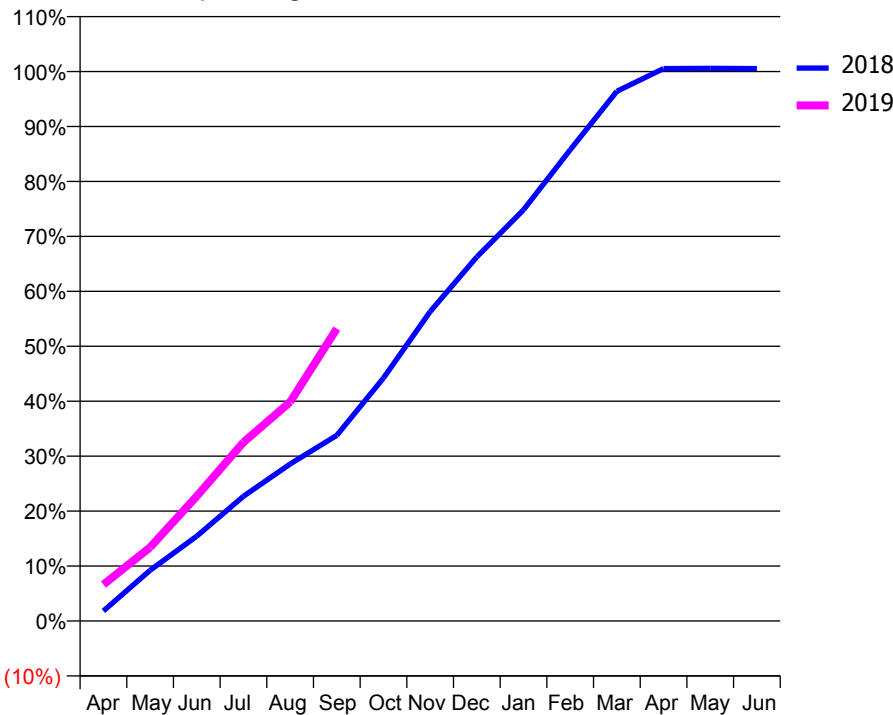
ACCESS*

Patients seen in 24 months	Total	Change since previous quarter
Quarter ending September 2017	3,263	
Quarter ending December 2017	3,424	↑
Quarter ending March 2018	3,581	↑
Quarter ending June 2018	3,769	↑
Quarter ending September 2018	3,897	↑
Variance since September 2017	19.4%	↑



ACTIVITY

Cumulative percentage of contracted UDA delivered 2018 & 2019



Month	Adjusted Scheduled Activity (UDA)	
	2018	2019
April	142	516
May	719	1,043
June	1,202	1,769
July	1,766	2,532
August	2,224	3,102
September	2,631	4,142
October	3,443	
November	4,382	
December	5,158	
January	5,824	
February	6,674	
March	7,504	
April	7,825	
May	7,829	
June	7,824	

QUALITY

	Quantity	Base Number	Contract	AT	Region	England
% of FP17s for the same patient ID Re-attending within 3 months - Children	35	902	3.9%	9.2%	11.4%	11.6%
% of FP17s for the same patient ID Re-attending within 3 months - Adults	226	1,966	11.5%	12.5%	15.0%	15.5%
% of FP17s for the same patient ID Re-attending between 3 & 9 months - Children	574	902	63.6%	59.3%	59.9%	58.8%
% of FP17s for the same patient ID Re-attending between 3 & 9 months - Adults	1,075	1,966	54.7%	50.7%	52.0%	51.1%
% of FP17s for Band 1 Urgent Courses	105	2,258	4.7%	7.0%	8.0%	9.0%
% of FP17s Relating to Free Repair or Replacements	10	2,258	0.4%	0.8%	0.8%	0.8%
% of FP17s Relating to Continuations	10	2,258	0.4%	1.0%	0.9%	0.9%
% of Patients satisfied with the dentistry they have received	4	4	N/A	93.7%	93.5%	93.3%
% of Patients satisfied with the time they had to wait for an appointment	4	4	N/A	92.2%	89.1%	88.9%

* This is based on patients treated on this contract for their most recent course of treatment. Figures in italics indicate the base number of FP17s or Patient Questionnaire responses are less than 100. N/A is shown where the base number of responses is less than 10 during the period. % is calculated as Quantity/Base number*100

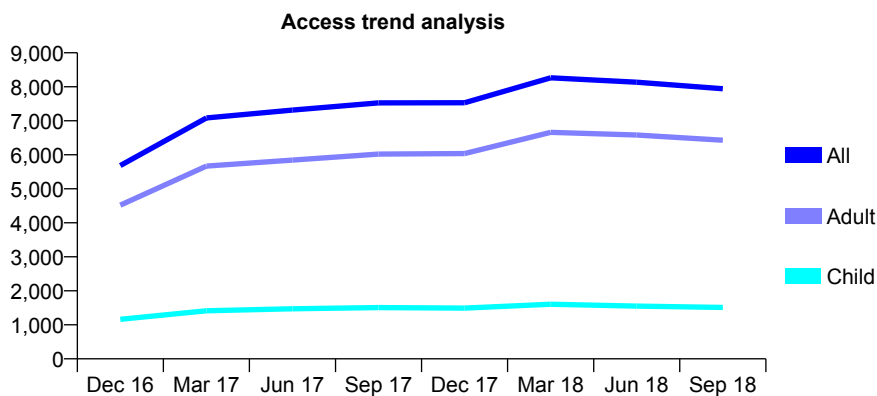
Q53 - Vital Signs At a Glance Contract Report for 143502/0001 - September 2018

Name or company name	Light Lane Dental Practice
Contract type name	GDS Contract
Purpose of contract	General and Orthodontic
Contract start date	01/10/2015
Contract end date	

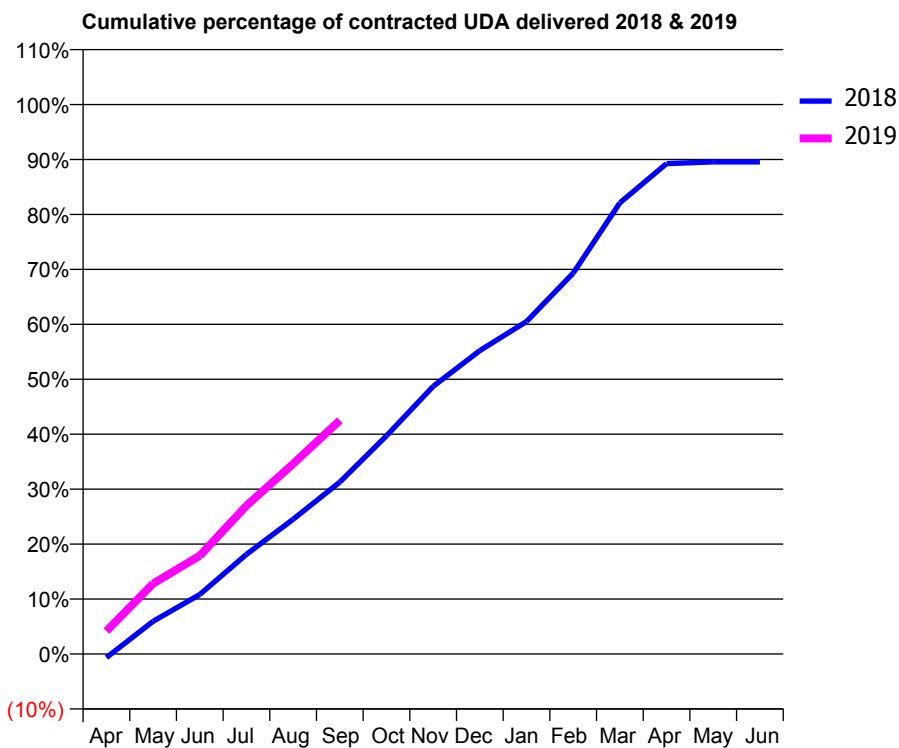
18/19 Contracted general activity (UDA)	22,006
Carry forward general activity (UDA)	0
18/19 Contracted orthodontic activity (UOA)	290
Carry forward orthodontic activity (UOA)	11
Baseline contract value	£616,912.15

ACCESS*

Patients seen in 24 months	Total	Change since previous quarter
Quarter ending September 2017	7,528	
Quarter ending December 2017	7,532	→
Quarter ending March 2018	8,266	↑
Quarter ending June 2018	8,135	↓
Quarter ending September 2018	7,942	↓
Variance since September 2017	5.5%	↑



ACTIVITY



Month	Adjusted Scheduled Activity (UDA)	
	2018	2019
April	-146	922
May	1,311	2,821
June	2,382	3,937
July	3,990	5,938
August	5,397	7,616
September	6,888	9,361
October	8,738	
November	10,722	
December	12,150	
January	13,318	
February	15,253	
March	18,070	
April	19,638	
May	19,709	
June	19,706	

QUALITY

	Quantity	Base Number	Contract	AT	Region	England
% of FP17s for the same patient ID Re-attending within 3 months - Children	42	932	4.5%	9.2%	11.4%	11.6%
% of FP17s for the same patient ID Re-attending within 3 months - Adults	586	4,078	14.4%	12.5%	15.0%	15.5%
% of FP17s for the same patient ID Re-attending between 3 & 9 months - Children	505	932	54.2%	59.3%	59.9%	58.8%
% of FP17s for the same patient ID Re-attending between 3 & 9 months - Adults	1,946	4,078	47.7%	50.7%	52.0%	51.1%
% of FP17s for Band 1 Urgent Courses	230	4,357	5.3%	7.0%	8.0%	9.0%
% of FP17s Relating to Free Repair or Replacements	22	4,357	0.5%	0.8%	0.8%	0.8%
% of FP17s Relating to Continuations	21	4,357	0.5%	1.0%	0.9%	0.9%
% of Patients satisfied with the dentistry they have received	3	4	N/A	93.7%	93.5%	93.3%
% of Patients satisfied with the time they had to wait for an appointment	4	4	N/A	92.2%	89.1%	88.9%

* This is based on patients treated on this contract for their most recent course of treatment. Figures in italics indicate the base number of FP17s or Patient Questionnaire responses are less than 100. N/A is shown where the base number of responses is less than 10 during the period. % is calculated as Quantity/Base number*100

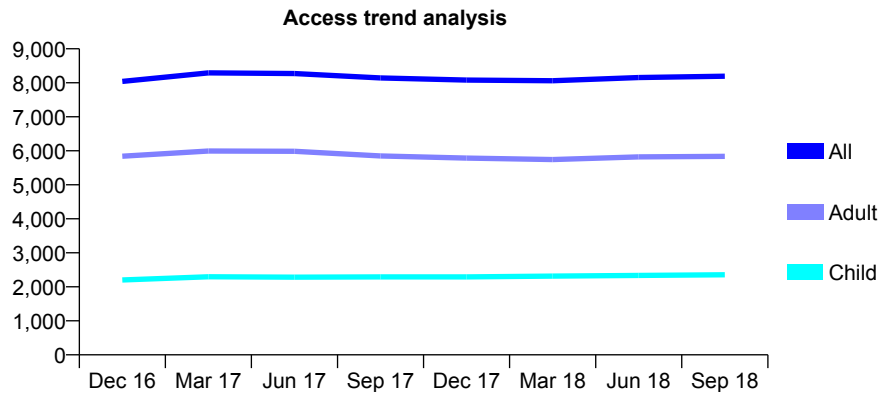
Q53 - Vital Signs At a Glance Contract Report for 143561/0001 - September 2018

Name or company name	New Road Dental Practice
Contract type name	GDS Contract
Purpose of contract	General
Contract start date	01/06/2008
Contract end date	

18/19 Contracted general activity (UDA)	21,350
Carry forward general activity (UDA)	-41
18/19 Contracted orthodontic activity (UOA)	0
Carry forward orthodontic activity (UOA)	0
Baseline contract value	£479,526.70

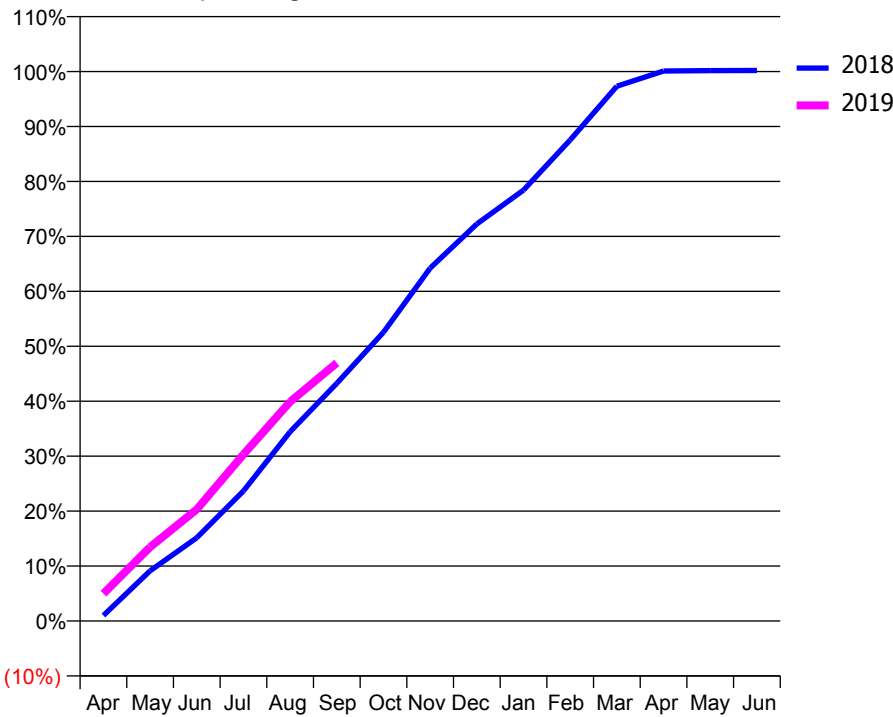
ACCESS*

Patients seen in 24 months	Total	Change since previous quarter
Quarter ending September 2017	8,144	
Quarter ending December 2017	8,081	→
Quarter ending March 2018	8,062	→
Quarter ending June 2018	8,156	→
Quarter ending September 2018	8,194	→
Variance since September 2017	0.6%	→



ACTIVITY

Cumulative percentage of contracted UDA delivered 2018 & 2019



Month	Adjusted Scheduled Activity (UDA)	
	2018	2019
April	217	1,065
May	1,949	2,875
June	3,237	4,341
July	5,053	6,474
August	7,352	8,523
September	9,236	10,030
October	11,219	
November	13,710	
December	15,427	
January	16,742	
February	18,688	
March	20,776	
April	21,368	
May	21,386	
June	21,391	

QUALITY

	Quantity	Base Number	Contract	AT	Region	England
% of FP17s for the same patient ID Re-attending within 3 months - Children	127	2,118	6.0%	9.2%	11.4%	11.6%
% of FP17s for the same patient ID Re-attending within 3 months - Adults	527	4,317	12.2%	12.5%	15.0%	15.5%
% of FP17s for the same patient ID Re-attending between 3 & 9 months - Children	1,483	2,118	70.0%	59.3%	59.9%	58.8%
% of FP17s for the same patient ID Re-attending between 3 & 9 months - Adults	2,741	4,317	63.5%	50.7%	52.0%	51.1%
% of FP17s for Band 1 Urgent Courses	353	5,610	6.3%	7.0%	8.0%	9.0%
% of FP17s Relating to Free Repair or Replacements	98	5,610	1.7%	0.8%	0.8%	0.8%
% of FP17s Relating to Continuations	15	5,610	0.3%	1.0%	0.9%	0.9%
% of Patients satisfied with the dentistry they have received	11	11	100.0%	93.7%	93.5%	93.3%
% of Patients satisfied with the time they had to wait for an appointment	11	11	100.0%	92.2%	89.1%	88.9%

* This is based on patients treated on this contract for their most recent course of treatment. Figures in italics indicate the base number of FP17s or Patient Questionnaire responses are less than 100. N/A is shown where the base number of responses is less than 10 during the period. % is calculated as Quantity/Base number*100

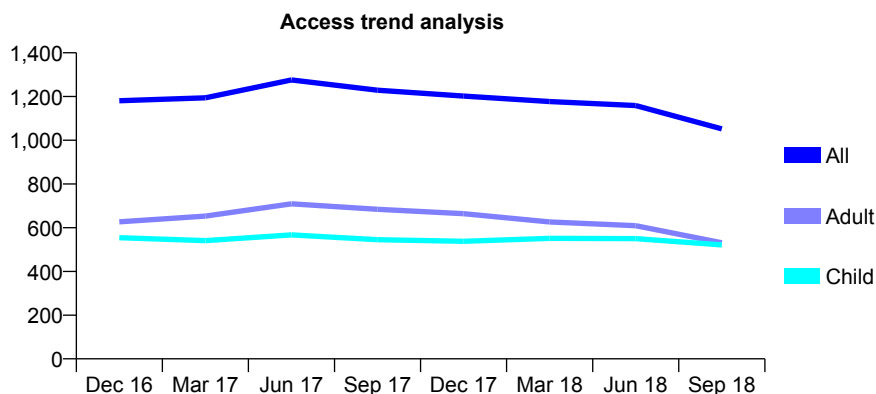
Q53 - Vital Signs At a Glance Contract Report for 147222/0001 - September 2018

Name or company name	Hudson & Mileson
Contract type name	GDS Contract
Purpose of contract	General
Contract start date	01/04/2006
Contract end date	

18/19 Contracted general activity (UDA)	2,600
Carry forward general activity (UDA)	0
18/19 Contracted orthodontic activity (UOA)	0
Carry forward orthodontic activity (UOA)	0
Baseline contract value	£78,407.70

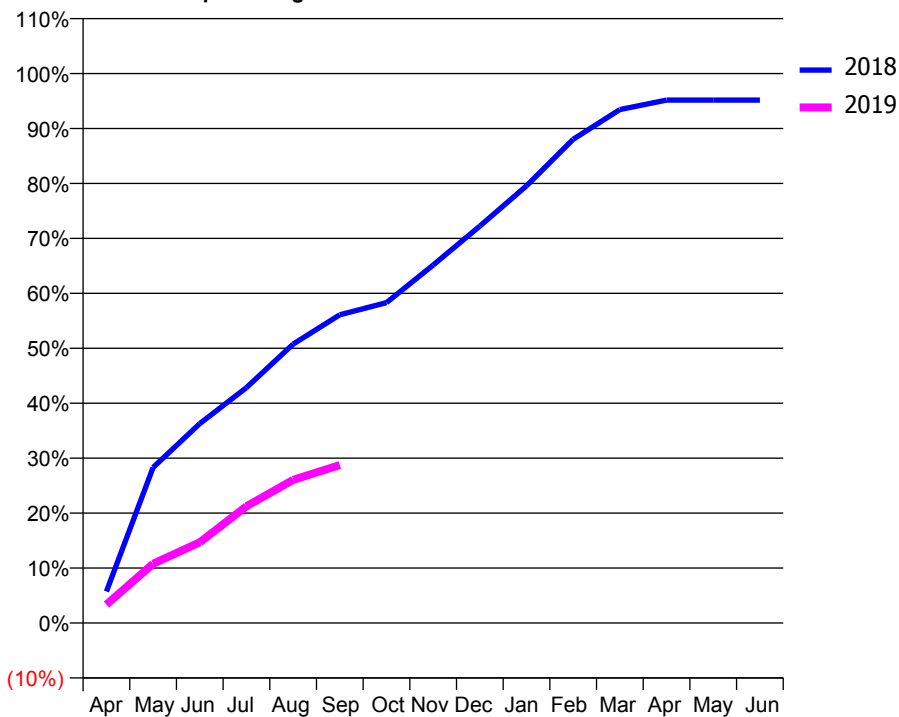
ACCESS*

Patients seen in 24 months	Total	Change since previous quarter
Quarter ending September 2017	1,229	
Quarter ending December 2017	1,202	↓
Quarter ending March 2018	1,177	↓
Quarter ending June 2018	1,159	↓
Quarter ending September 2018	1,052	↓
Variance since September 2017	(14.4%)	↓



ACTIVITY

Cumulative percentage of contracted UDA delivered 2018 & 2019



Adjusted Scheduled Activity (UDA)

Month	2018	2019
April	149	87
May	736	281
June	944	382
July	1,114	552
August	1,320	677
September	1,458	747
October	1,516	
November	1,694	
December	1,878	
January	2,068	
February	2,289	
March	2,429	
April	2,474	
May	2,474	
June	2,474	

QUALITY

	Quantity	Base Number	Contract	AT	Region	England
% of FP17s for the same patient ID Re-attending within 3 months - Children	32	365	8.8%	9.2%	11.4%	11.6%
% of FP17s for the same patient ID Re-attending within 3 months - Adults	14	187	7.5%	12.5%	15.0%	15.5%
% of FP17s for the same patient ID Re-attending between 3 & 9 months - Children	241	365	66.0%	59.3%	59.9%	58.8%
% of FP17s for the same patient ID Re-attending between 3 & 9 months - Adults	131	187	70.1%	50.7%	52.0%	51.1%
% of FP17s for Band 1 Urgent Courses	7	517	1.4%	7.0%	8.0%	9.0%
% of FP17s Relating to Free Repair or Replacements	0	517	0.0%	0.8%	0.8%	0.8%
% of FP17s Relating to Continuations	8	517	1.5%	1.0%	0.9%	0.9%
% of Patients satisfied with the dentistry they have received	1	1	N/A	93.7%	93.5%	93.3%
% of Patients satisfied with the time they had to wait for an appointment	1	1	N/A	92.2%	89.1%	88.9%

* This is based on patients treated on this contract for their most recent course of treatment. Figures in italics indicate the base number of FP17s or Patient Questionnaire responses are less than 100. N/A is shown where the base number of responses is less than 10 during the period. % is calculated as Quantity/Base number*100

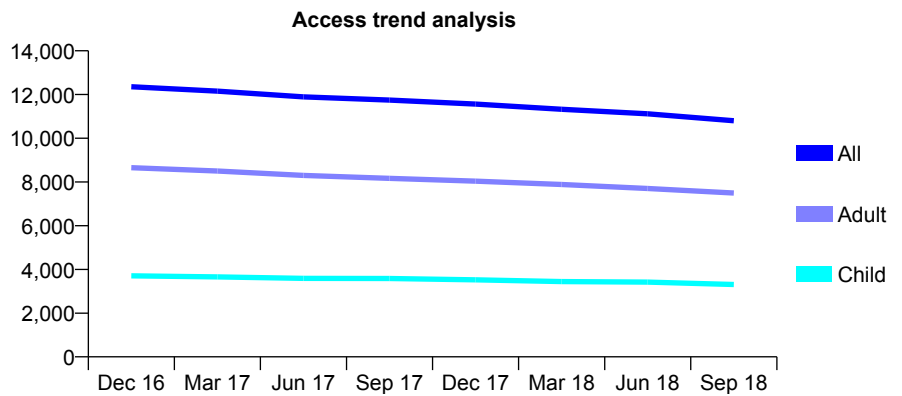
Q53 - Vital Signs At a Glance Contract Report for 148571/0001 - September 2018

Name or company name	Lyppard Dental Centre
Contract type name	GDS Contract
Purpose of contract	General
Contract start date	01/04/2014
Contract end date	

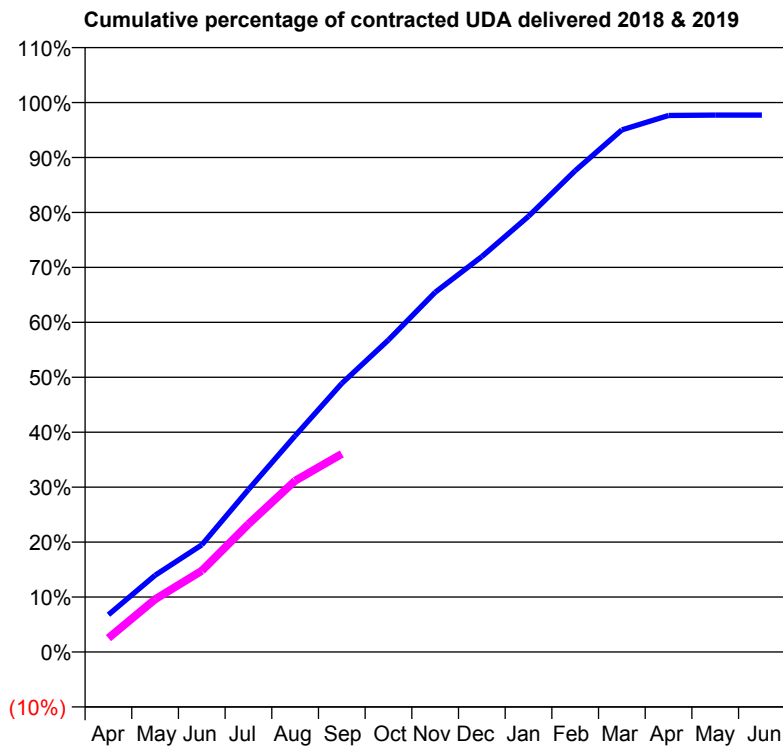
18/19 Contracted general activity (UDA)	26,414
Carry forward general activity (UDA)	607
18/19 Contracted orthodontic activity (UOA)	0
Carry forward orthodontic activity (UOA)	0
Baseline contract value	£836,091.76

ACCESS*

Patients seen in 24 months	Total	Change since previous quarter
Quarter ending September 2017	11,748	
Quarter ending December 2017	11,560	↓
Quarter ending March 2018	11,328	↓
Quarter ending June 2018	11,119	↓
Quarter ending September 2018	10,803	↓
Variance since September 2017	(8.0%)	↓



ACTIVITY



Adjusted Scheduled Activity (UDA)		
Month	2018	2019
April	1,791	673
May	3,688	2,536
June	5,151	3,909
July	7,813	6,148
August	10,395	8,233
September	12,911	9,520
October	15,003	
November	17,289	
December	19,007	
January	20,945	
February	23,137	
March	25,100	
April	25,788	
May	25,807	
June	25,807	

QUALITY

	Quantity	Base Number	Contract	AT	Region	England
% of FP17s for the same patient ID Re-attending within 3 months - Children	110	2,097	5.2%	9.2%	11.4%	11.6%
% of FP17s for the same patient ID Re-attending within 3 months - Adults	400	3,513	11.4%	12.5%	15.0%	15.5%
% of FP17s for the same patient ID Re-attending between 3 & 9 months - Children	1,087	2,097	51.8%	59.3%	59.9%	58.8%
% of FP17s for the same patient ID Re-attending between 3 & 9 months - Adults	1,287	3,513	36.6%	50.7%	52.0%	51.1%
% of FP17s for Band 1 Urgent Courses	369	5,239	7.0%	7.0%	8.0%	9.0%
% of FP17s Relating to Free Repair or Replacements	62	5,239	1.2%	0.8%	0.8%	0.8%
% of FP17s Relating to Continuations	81	5,239	1.5%	1.0%	0.9%	0.9%
% of Patients satisfied with the dentistry they have received	5	5	N/A	93.7%	93.5%	93.3%
% of Patients satisfied with the time they had to wait for an appointment	5	5	N/A	92.2%	89.1%	88.9%

* This is based on patients treated on this contract for their most recent course of treatment. Figures in italics indicate the base number of FP17s or Patient Questionnaire responses are less than 100. N/A is shown where the base number of responses is less than 10 during the period. % is calculated as Quantity/Base number*100

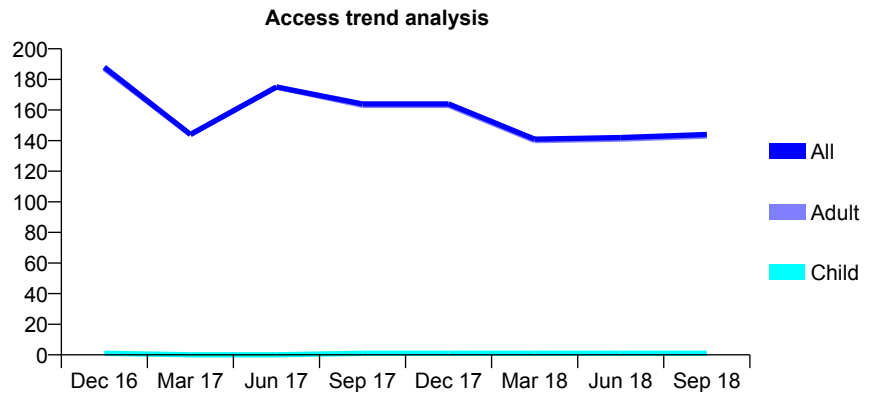
Q53 - Vital Signs At a Glance Contract Report for 148571/0002 - September 2018

Name or company name	Lyppard Dental Centre
Contract type name	GDS Contract
Purpose of contract	General
Contract start date	01/04/2014
Contract end date	

18/19 Contracted general activity (UDA)	750
Carry forward general activity (UDA)	-15
18/19 Contracted orthodontic activity (UOA)	0
Carry forward orthodontic activity (UOA)	0
Baseline contract value	£278,492.17

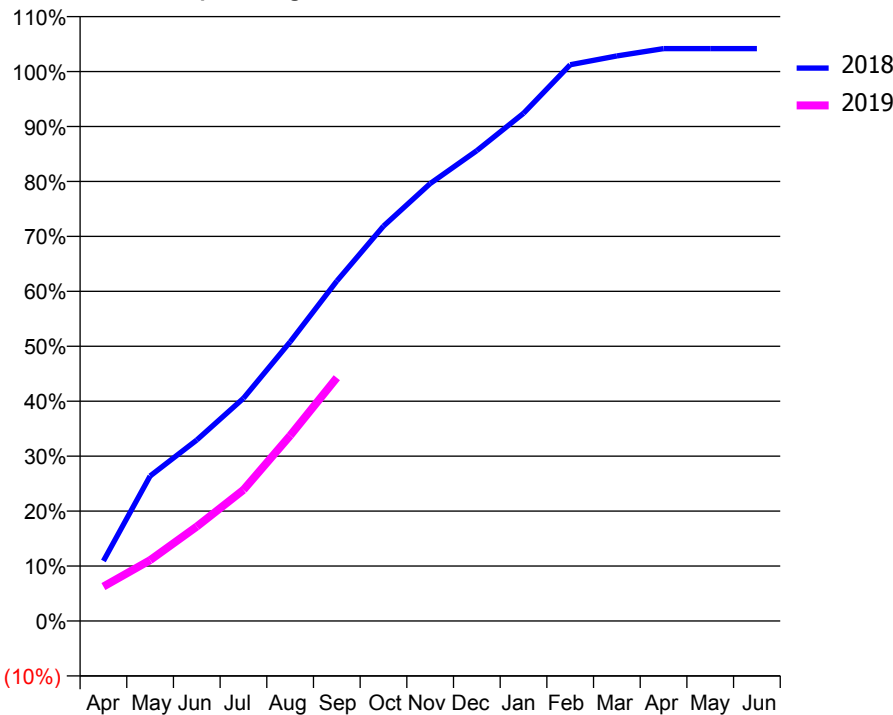
ACCESS*

Patients seen in 24 months	Total	Change since previous quarter
Quarter ending September 2017	164	
Quarter ending December 2017	164	→
Quarter ending March 2018	141	↓
Quarter ending June 2018	142	→
Quarter ending September 2018	144	→
Variance since September 2017	(12.2%)	↓



ACTIVITY

Cumulative percentage of contracted UDA delivered 2018 & 2019



Month	Adjusted Scheduled Activity (UDA)	
	2018	2019
April	82	47
May	198	83
June	247	129
July	304	179
August	381	253
September	464	332
October	539	
November	597	
December	642	
January	693	
February	759	
March	771	
April	781	
May	781	
June	781	

QUALITY

	Quantity	Base Number	Contract	AT	Region	England
% of FP17s for the same patient ID Re-attending within 3 months - Children	0	0	N/A	9.2%	11.4%	11.6%
% of FP17s for the same patient ID Re-attending within 3 months - Adults	5	118	4.2%	12.5%	15.0%	15.5%
% of FP17s for the same patient ID Re-attending between 3 & 9 months - Children	0	0	N/A	59.3%	59.9%	58.8%
% of FP17s for the same patient ID Re-attending between 3 & 9 months - Adults	2	118	1.7%	50.7%	52.0%	51.1%
% of FP17s for Band 1 Urgent Courses	0	115	0.0%	7.0%	8.0%	9.0%
% of FP17s Relating to Free Repair or Replacements	0	115	0.0%	0.8%	0.8%	0.8%
% of FP17s Relating to Continuations	3	115	2.6%	1.0%	0.9%	0.9%
% of Patients satisfied with the dentistry they have received	0	0	N/A	93.7%	93.5%	93.3%
% of Patients satisfied with the time they had to wait for an appointment	0	0	N/A	92.2%	89.1%	88.9%

* This is based on patients treated on this contract for their most recent course of treatment. Figures in italics indicate the base number of FP17s or Patient Questionnaire responses are less than 100. N/A is shown where the base number of responses is less than 10 during the period. % is calculated as Quantity/Base number*100

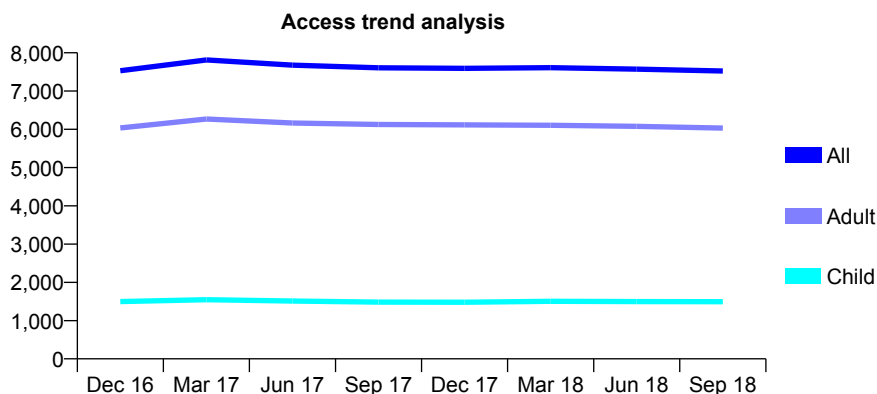
Q53 - Vital Signs At a Glance Contract Report for 150312/0001 - September 2018

Name or company name	Dorset House Dental
Contract type name	GDS Contract
Purpose of contract	General and Orthodontic
Contract start date	01/04/2015
Contract end date	

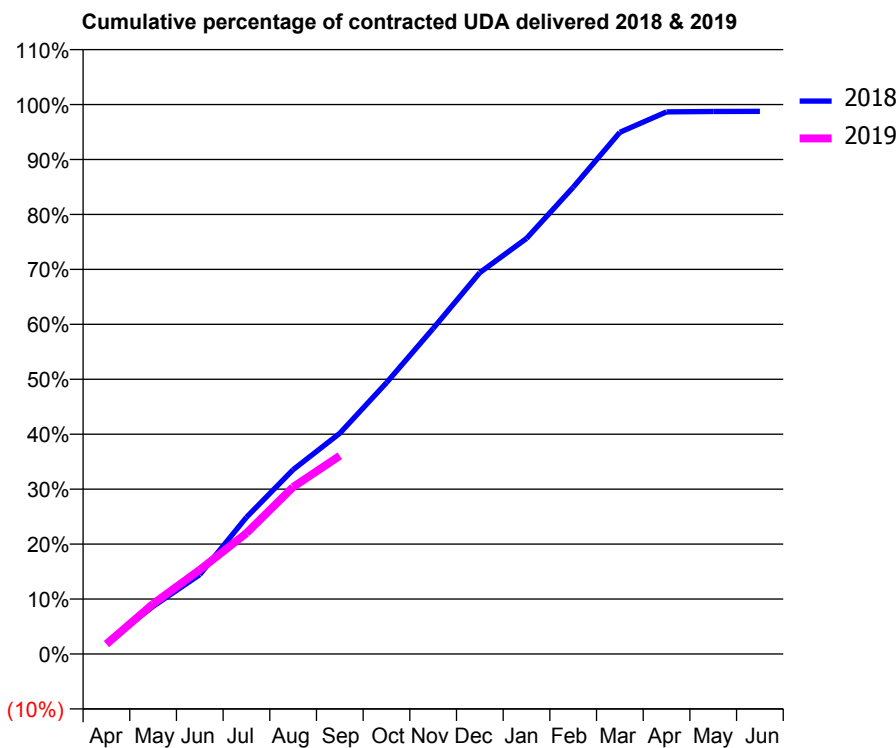
18/19 Contracted general activity (UDA)	21,588
Carry forward general activity (UDA)	268
18/19 Contracted orthodontic activity (UOA)	628
Carry forward orthodontic activity (UOA)	-12
Baseline contract value	£697,556.96

ACCESS*

Patients seen in 24 months	Total	Change since previous quarter
Quarter ending September 2017	7,608	
Quarter ending December 2017	7,594	→
Quarter ending March 2018	7,611	→
Quarter ending June 2018	7,574	→
Quarter ending September 2018	7,524	→
Variance since September 2017	(1.1%)	↓



ACTIVITY



Month	Adjusted Scheduled Activity (UDA)	
	2018	2019
April	445	389
May	1,871	1,973
June	3,119	3,310
July	5,371	4,750
August	7,245	6,563
September	8,675	7,785
October	10,657	
November	12,789	
December	14,983	
January	16,326	
February	18,339	
March	20,496	
April	21,297	
May	21,315	
June	21,319	

QUALITY

	Quantity	Base Number	Contract	AT	Region	England
% of FP17s for the same patient ID Re-attending within 3 months - Children	53	1,085	4.9%	9.2%	11.4%	11.6%
% of FP17s for the same patient ID Re-attending within 3 months - Adults	436	3,488	12.5%	12.5%	15.0%	15.5%
% of FP17s for the same patient ID Re-attending between 3 & 9 months - Children	541	1,085	49.9%	59.3%	59.9%	58.8%
% of FP17s for the same patient ID Re-attending between 3 & 9 months - Adults	1,284	3,488	36.8%	50.7%	52.0%	51.1%
% of FP17s for Band 1 Urgent Courses	244	4,200	5.8%	7.0%	8.0%	9.0%
% of FP17s Relating to Free Repair or Replacements	42	4,200	1.0%	0.8%	0.8%	0.8%
% of FP17s Relating to Continuations	106	4,200	2.5%	1.0%	0.9%	0.9%
% of Patients satisfied with the dentistry they have received	12	12	100.0%	93.7%	93.5%	93.3%
% of Patients satisfied with the time they had to wait for an appointment	12	12	100.0%	92.2%	89.1%	88.9%

* This is based on patients treated on this contract for their most recent course of treatment. Figures in italics indicate the base number of FP17s or Patient Questionnaire responses are less than 100. N/A is shown where the base number of responses is less than 10 during the period. % is calculated as Quantity/Base number*100

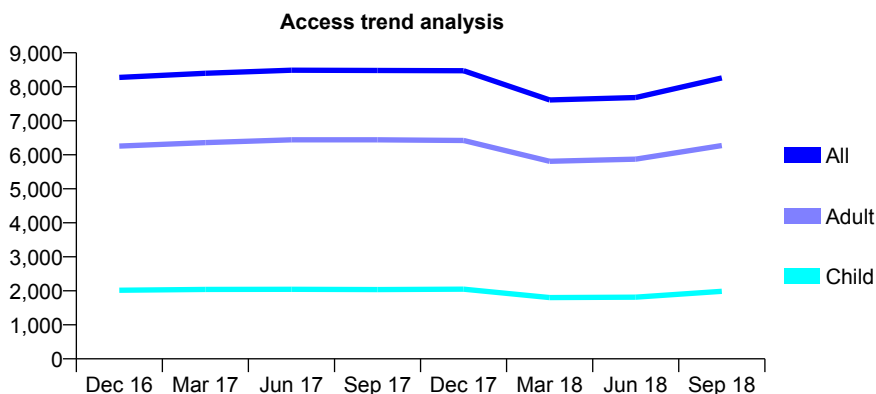
Q53 - Vital Signs At a Glance Contract Report for 152358/0001 - September 2018

Name or company name	Ombersley Road Dental Practice
Contract type name	GDS Contract
Purpose of contract	General
Contract start date	22/03/2011
Contract end date	

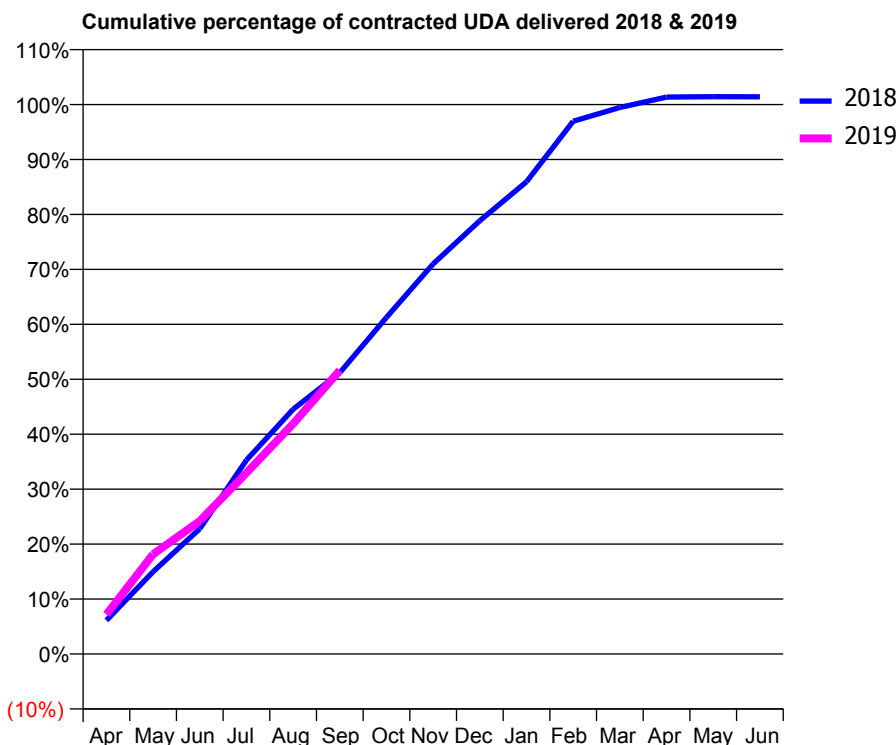
18/19 Contracted general activity (UDA)	25,610
Carry forward general activity (UDA)	-375
18/19 Contracted orthodontic activity (UOA)	0
Carry forward orthodontic activity (UOA)	0
Baseline contract value	£642,467.84

ACCESS*

Patients seen in 24 months	Total	Change since previous quarter
Quarter ending September 2017	8,479	
Quarter ending December 2017	8,472	→
Quarter ending March 2018	7,613	↓
Quarter ending June 2018	7,683	→
Quarter ending September 2018	8,259	↑
Variance since September 2017	(2.6%)	↓



ACTIVITY



Month	Adjusted Scheduled Activity (UDA)	
	2018	2019
April	1,629	1,840
May	3,988	4,653
June	6,064	6,201
July	9,393	8,444
August	11,854	10,727
September	13,622	13,224
October	16,301	
November	18,891	
December	20,985	
January	22,870	
February	25,799	
March	26,468	
April	26,968	
May	26,987	
June	26,985	

QUALITY

	Quantity	Base Number	Contract	AT	Region	England
% of FP17s for the same patient ID Re-attending within 3 months - Children	41	1,460	2.8%	9.2%	11.4%	11.6%
% of FP17s for the same patient ID Re-attending within 3 months - Adults	262	4,271	6.1%	12.5%	15.0%	15.5%
% of FP17s for the same patient ID Re-attending between 3 & 9 months - Children	813	1,460	55.7%	59.3%	59.9%	58.8%
% of FP17s for the same patient ID Re-attending between 3 & 9 months - Adults	2,477	4,271	58.0%	50.7%	52.0%	51.1%
% of FP17s for Band 1 Urgent Courses	160	5,590	2.9%	7.0%	8.0%	9.0%
% of FP17s Relating to Free Repair or Replacements	14	5,590	0.3%	0.8%	0.8%	0.8%
% of FP17s Relating to Continuations	3	5,590	0.1%	1.0%	0.9%	0.9%
% of Patients satisfied with the dentistry they have received	12	12	100.0%	93.7%	93.5%	93.3%
% of Patients satisfied with the time they had to wait for an appointment	12	12	100.0%	92.2%	89.1%	88.9%

* This is based on patients treated on this contract for their most recent course of treatment. Figures in italics indicate the base number of FP17s or Patient Questionnaire responses are less than 100. N/A is shown where the base number of responses is less than 10 during the period. % is calculated as Quantity/Base number*100

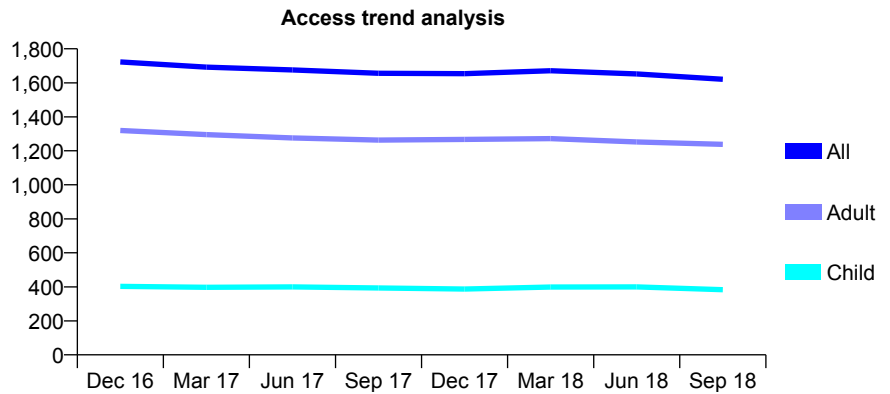
Q53 - Vital Signs At a Glance Contract Report for 152366/0001 - September 2018

Name or company name	Damani Dental Practice.
Contract type name	GDS Contract
Purpose of contract	General
Contract start date	08/12/2010
Contract end date	

18/19 Contracted general activity (UDA)	5,961
Carry forward general activity (UDA)	-20
18/19 Contracted orthodontic activity (UOA)	0
Carry forward orthodontic activity (UOA)	0
Baseline contract value	£153,312.28

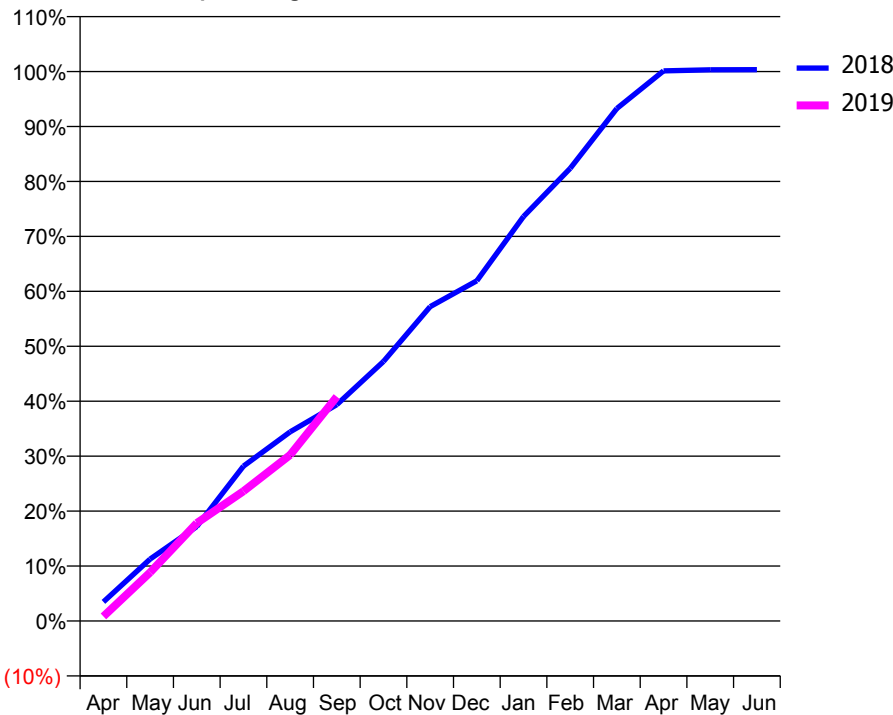
ACCESS*

Patients seen in 24 months	Total	Change since previous quarter
Quarter ending September 2017	1,656	
Quarter ending December 2017	1,654	→
Quarter ending March 2018	1,671	→
Quarter ending June 2018	1,652	↓
Quarter ending September 2018	1,621	↓
Variance since September 2017	(2.1%)	↓



ACTIVITY

Cumulative percentage of contracted UDA delivered 2018 & 2019



Adjusted Scheduled Activity (UDA)		
Month	2018	2019
April	208	49
May	671	527
June	1,025	1,063
July	1,680	1,408
August	2,052	1,802
September	2,347	2,433
October	2,816	
November	3,410	
December	3,691	
January	4,389	
February	4,910	
March	5,560	
April	5,968	
May	5,980	
June	5,981	

QUALITY

	Quantity	Base Number	Contract	AT	Region	England
% of FP17s for the same patient ID Re-attending within 3 months - Children	14	303	4.6%	9.2%	11.4%	11.6%
% of FP17s for the same patient ID Re-attending within 3 months - Adults	120	951	12.6%	12.5%	15.0%	15.5%
% of FP17s for the same patient ID Re-attending between 3 & 9 months - Children	208	303	68.6%	59.3%	59.9%	58.8%
% of FP17s for the same patient ID Re-attending between 3 & 9 months - Adults	642	951	67.5%	50.7%	52.0%	51.1%
% of FP17s for Band 1 Urgent Courses	58	1,109	5.2%	7.0%	8.0%	9.0%
% of FP17s Relating to Free Repair or Replacements	18	1,109	1.6%	0.8%	0.8%	0.8%
% of FP17s Relating to Continuations	24	1,109	2.2%	1.0%	0.9%	0.9%
% of Patients satisfied with the dentistry they have received	1	1	N/A	93.7%	93.5%	93.3%
% of Patients satisfied with the time they had to wait for an appointment	1	1	N/A	92.2%	89.1%	88.9%

* This is based on patients treated on this contract for their most recent course of treatment. Figures in italics indicate the base number of FP17s or Patient Questionnaire responses are less than 100. N/A is shown where the base number of responses is less than 10 during the period. % is calculated as Quantity/Base number*100

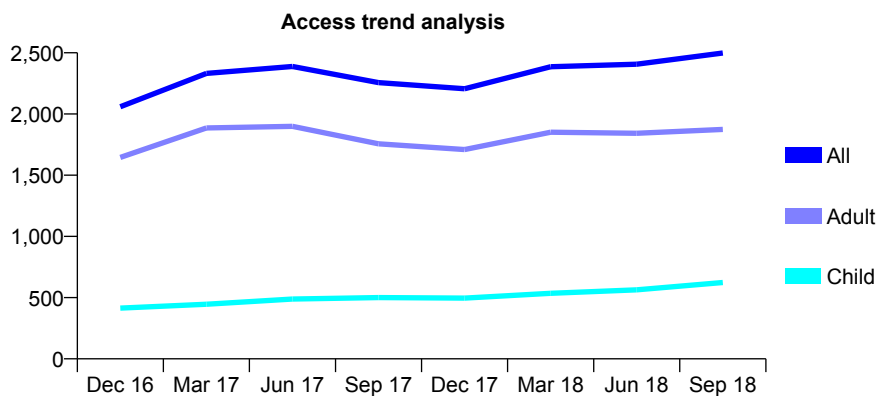
Q53 - Vital Signs At a Glance Contract Report for 152854/0001 - September 2018

Name or company name	Cottage Dental Practice
Contract type name	GDS Contract
Purpose of contract	General
Contract start date	01/07/2015
Contract end date	

18/19 Contracted general activity (UDA)	6,331
Carry forward general activity (UDA)	-64
18/19 Contracted orthodontic activity (UOA)	0
Carry forward orthodontic activity (UOA)	0
Baseline contract value	£180,030.17

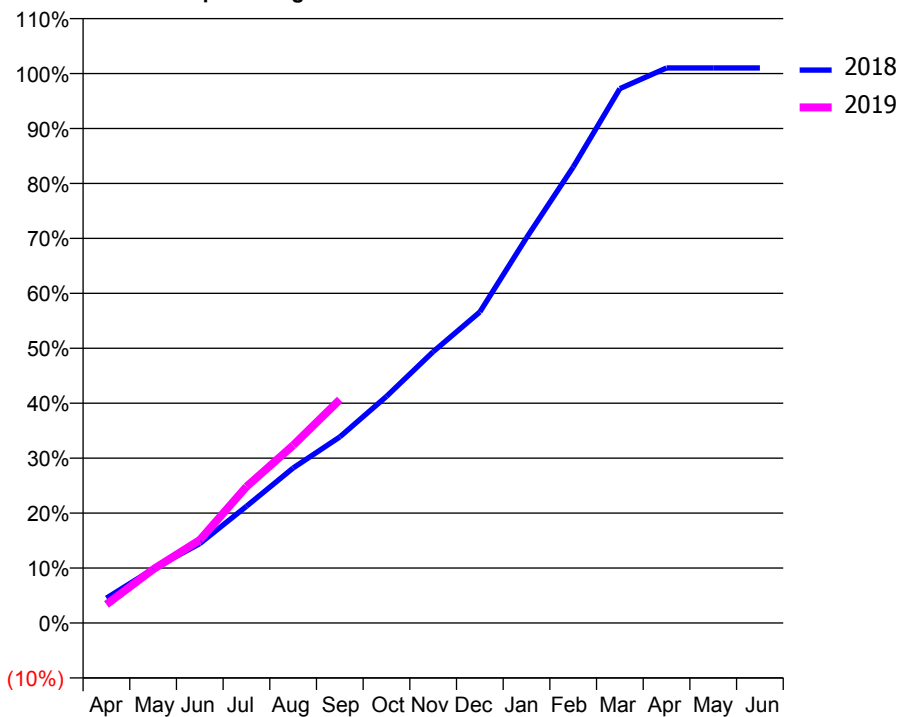
ACCESS*

Patients seen in 24 months	Total	Change since previous quarter
Quarter ending September 2017	2,257	
Quarter ending December 2017	2,206	↓
Quarter ending March 2018	2,386	↑
Quarter ending June 2018	2,407	→
Quarter ending September 2018	2,498	↑
Variance since September 2017	10.7%	↑



ACTIVITY

Cumulative percentage of contracted UDA delivered 2018 & 2019



Month	Adjusted Scheduled Activity (UDA)	
	2018	2019
April	287	214
May	622	618
June	916	956
July	1,345	1,570
August	1,786	2,048
September	2,143	2,573
October	2,611	
November	3,126	
December	3,584	
January	4,440	
February	5,253	
March	6,156	
April	6,396	
May	6,396	
June	6,396	

QUALITY

	Quantity	Base Number	Contract	AT	Region	England
% of FP17s for the same patient ID Re-attending within 3 months - Children	24	495	4.8%	9.2%	11.4%	11.6%
% of FP17s for the same patient ID Re-attending within 3 months - Adults	43	386	11.1%	12.5%	15.0%	15.5%
% of FP17s for the same patient ID Re-attending between 3 & 9 months - Children	287	495	58.0%	59.3%	59.9%	58.8%
% of FP17s for the same patient ID Re-attending between 3 & 9 months - Adults	148	386	38.3%	50.7%	52.0%	51.1%
% of FP17s for Band 1 Urgent Courses	22	806	2.7%	7.0%	8.0%	9.0%
% of FP17s Relating to Free Repair or Replacements	4	806	0.5%	0.8%	0.8%	0.8%
% of FP17s Relating to Continuations	1	806	0.1%	1.0%	0.9%	0.9%
% of Patients satisfied with the dentistry they have received	3	3	N/A	93.7%	93.5%	93.3%
% of Patients satisfied with the time they had to wait for an appointment	3	3	N/A	92.2%	89.1%	88.9%

* This is based on patients treated on this contract for their most recent course of treatment. Figures in italics indicate the base number of FP17s or Patient Questionnaire responses are less than 100. N/A is shown where the base number of responses is less than 10 during the period. % is calculated as Quantity/Base number*100

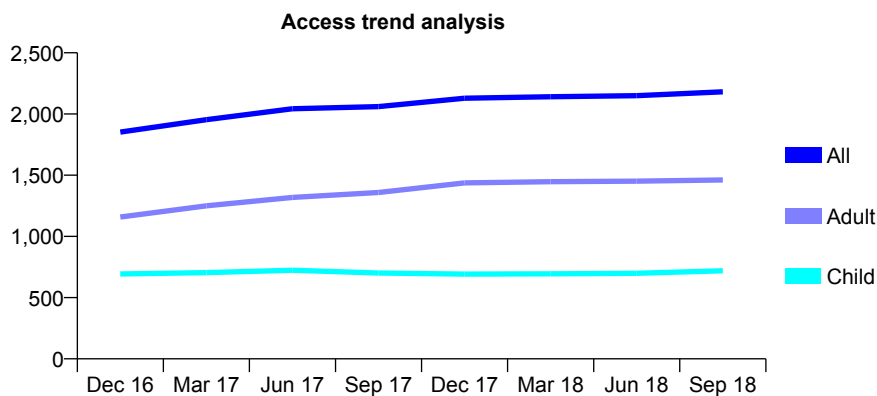
Q53 - Vital Signs At a Glance Contract Report for 153486/0001 - September 2018

Name or company name	Gosford Lodge Dental Surgery
Contract type name	GDS Contract
Purpose of contract	General
Contract start date	21/04/2012
Contract end date	

18/19 Contracted general activity (UDA)	5,515
Carry forward general activity (UDA)	-110
18/19 Contracted orthodontic activity (UOA)	0
Carry forward orthodontic activity (UOA)	0
Baseline contract value	£150,867.85

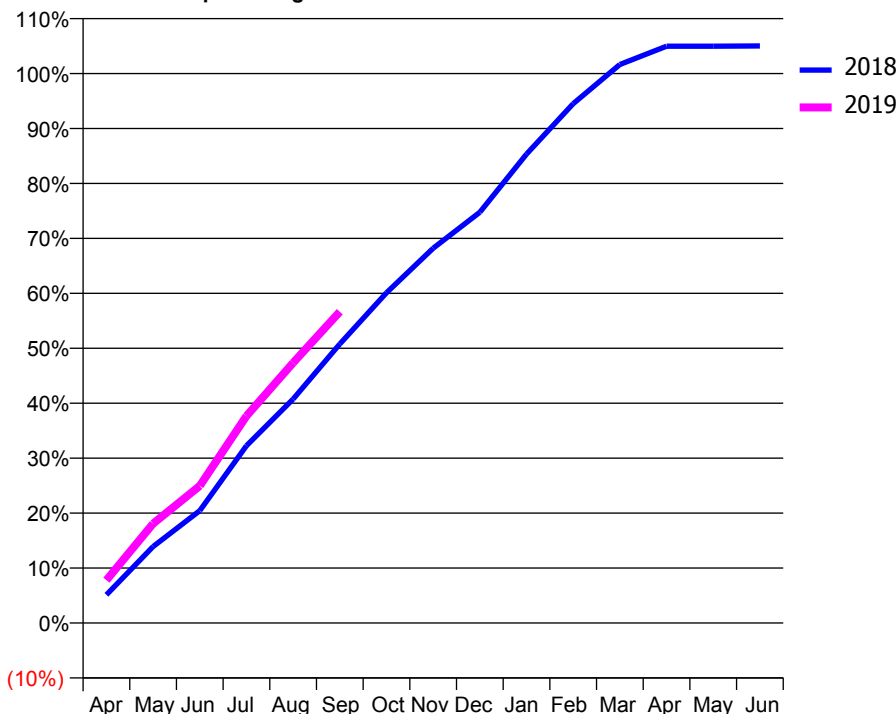
ACCESS*

Patients seen in 24 months	Total	Change since previous quarter
Quarter ending September 2017	2,060	
Quarter ending December 2017	2,129	↑
Quarter ending March 2018	2,141	→
Quarter ending June 2018	2,150	→
Quarter ending September 2018	2,181	→
Variance since September 2017	5.9%	↑



ACTIVITY

Cumulative percentage of contracted UDA delivered 2018 & 2019



Adjusted Scheduled Activity (UDA)

Month	2018	2019
April	283	431
May	767	998
June	1,128	1,377
July	1,780	2,077
August	2,248	2,611
September	2,800	3,124
October	3,314	
November	3,762	
December	4,123	
January	4,706	
February	5,212	
March	5,605	
April	5,788	
May	5,789	
June	5,791	

QUALITY

	Quantity	Base Number	Contract	AT	Region	England
% of FP17s for the same patient ID Re-attending within 3 months - Children	42	495	8.5%	9.2%	11.4%	11.6%
% of FP17s for the same patient ID Re-attending within 3 months - Adults	127	843	15.1%	12.5%	15.0%	15.5%
% of FP17s for the same patient ID Re-attending between 3 & 9 months - Children	252	495	50.9%	59.3%	59.9%	58.8%
% of FP17s for the same patient ID Re-attending between 3 & 9 months - Adults	332	843	39.4%	50.7%	52.0%	51.1%
% of FP17s for Band 1 Urgent Courses	137	1,269	10.8%	7.0%	8.0%	9.0%
% of FP17s Relating to Free Repair or Replacements	5	1,269	0.4%	0.8%	0.8%	0.8%
% of FP17s Relating to Continuations	3	1,269	0.2%	1.0%	0.9%	0.9%
% of Patients satisfied with the dentistry they have received	1	1	N/A	93.7%	93.5%	93.3%
% of Patients satisfied with the time they had to wait for an appointment	1	1	N/A	92.2%	89.1%	88.9%

* This is based on patients treated on this contract for their most recent course of treatment. Figures in italics indicate the base number of FP17s or Patient Questionnaire responses are less than 100. N/A is shown where the base number of responses is less than 10 during the period. % is calculated as Quantity/Base number*100

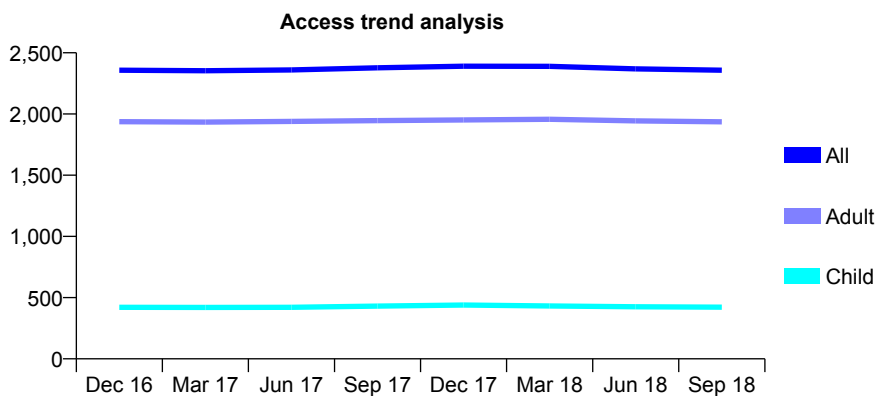
Q53 - Vital Signs At a Glance Contract Report for 158380/0001 - September 2018

Name or company name	Callowbrook Dental Surgery
Contract type name	GDS Contract
Purpose of contract	General
Contract start date	06/12/2010
Contract end date	

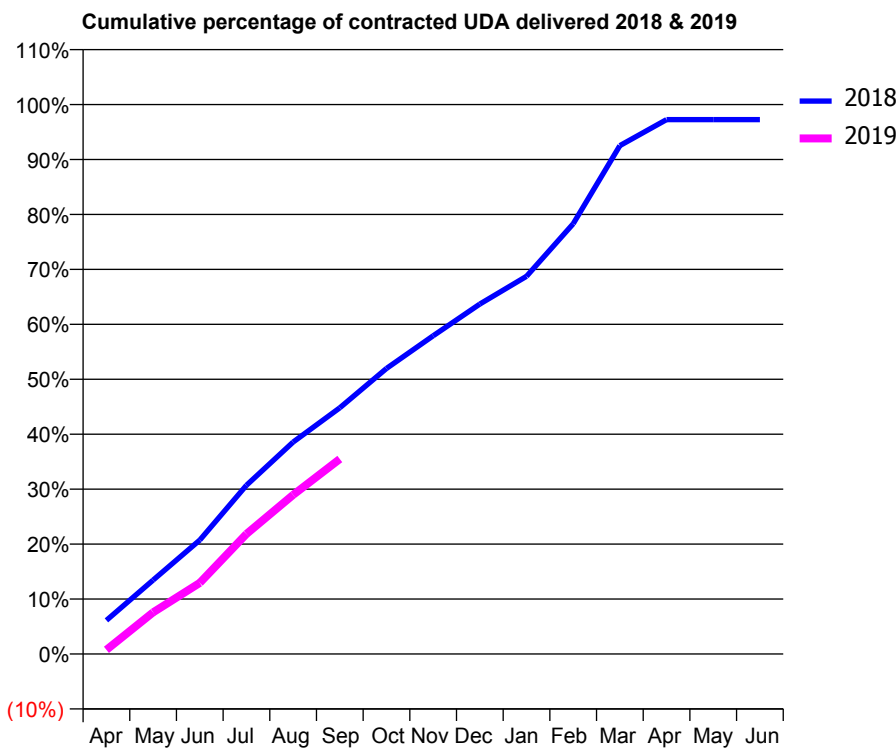
18/19 Contracted general activity (UDA)	7,424
Carry forward general activity (UDA)	203
18/19 Contracted orthodontic activity (UOA)	0
Carry forward orthodontic activity (UOA)	0
Baseline contract value	£172,990.55

ACCESS*

Patients seen in 24 months	Total	Change since previous quarter
Quarter ending September 2017	2,377	
Quarter ending December 2017	2,391	→
Quarter ending March 2018	2,389	→
Quarter ending June 2018	2,369	→
Quarter ending September 2018	2,358	→
Variance since September 2017	(0.8%)	→



ACTIVITY



Adjusted Scheduled Activity (UDA)		
Month	2018	2019
April	455	57
May	1,000	562
June	1,540	961
July	2,280	1,622
August	2,864	2,150
September	3,326	2,635
October	3,858	
November	4,300	
December	4,728	
January	5,102	
February	5,812	
March	6,868	
April	7,220	
May	7,220	
June	7,220	

QUALITY

	Quantity	Base Number	Contract	AT	Region	England
% of FP17s for the same patient ID Re-attending within 3 months - Children	32	328	9.8%	9.2%	11.4%	11.6%
% of FP17s for the same patient ID Re-attending within 3 months - Adults	234	1,404	16.7%	12.5%	15.0%	15.5%
% of FP17s for the same patient ID Re-attending between 3 & 9 months - Children	196	328	59.8%	59.3%	59.9%	58.8%
% of FP17s for the same patient ID Re-attending between 3 & 9 months - Adults	810	1,404	57.7%	50.7%	52.0%	51.1%
% of FP17s for Band 1 Urgent Courses	83	1,548	5.4%	7.0%	8.0%	9.0%
% of FP17s Relating to Free Repair or Replacements	67	1,548	4.3%	0.8%	0.8%	0.8%
% of FP17s Relating to Continuations	30	1,548	1.9%	1.0%	0.9%	0.9%
% of Patients satisfied with the dentistry they have received	0	0	N/A	93.7%	93.5%	93.3%
% of Patients satisfied with the time they had to wait for an appointment	0	0	N/A	92.2%	89.1%	88.9%

* This is based on patients treated on this contract for their most recent course of treatment. Figures in italics indicate the base number of FP17s or Patient Questionnaire responses are less than 100. N/A is shown where the base number of responses is less than 10 during the period. % is calculated as Quantity/Base number*100

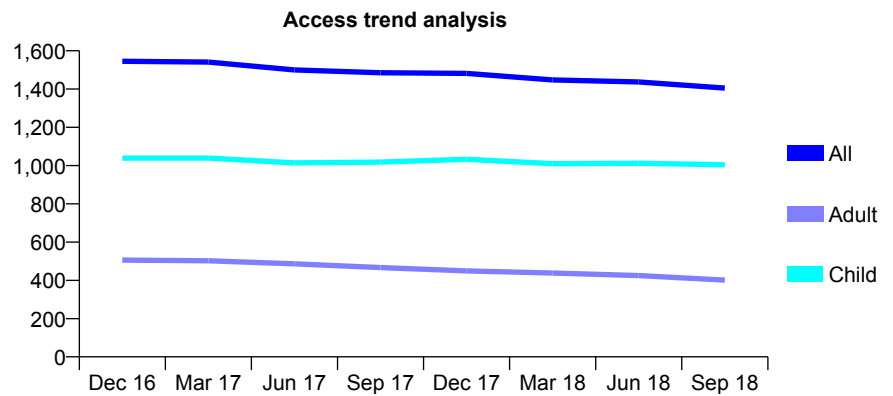
Q53 - Vital Signs At a Glance Contract Report for 159344/0001 - September 2018

Name or company name	Whitehouse Partners and Associates
Contract type name	GDS Contract
Purpose of contract	General
Contract start date	03/03/2011
Contract end date	

18/19 Contracted general activity (UDA)	2,600
Carry forward general activity (UDA)	83
18/19 Contracted orthodontic activity (UOA)	0
Carry forward orthodontic activity (UOA)	0
Baseline contract value	£66,290.16

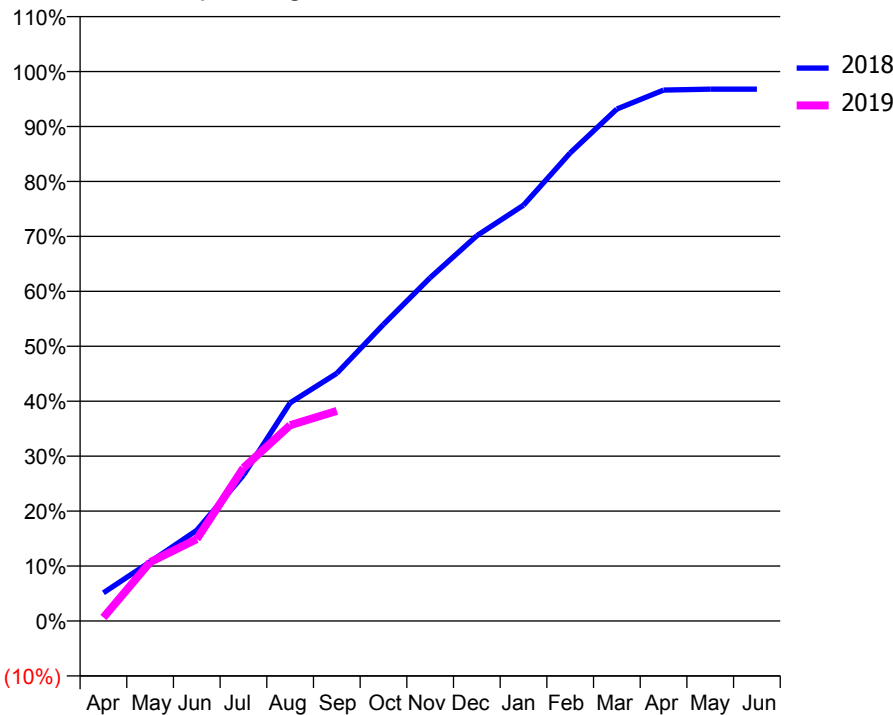
ACCESS*

Patients seen in 24 months	Total	Change since previous quarter
Quarter ending September 2017	1,485	
Quarter ending December 2017	1,482	→
Quarter ending March 2018	1,448	↓
Quarter ending June 2018	1,437	→
Quarter ending September 2018	1,405	↓
Variance since September 2017	(5.4%)	↓



ACTIVITY

Cumulative percentage of contracted UDA delivered 2018 & 2019



Month	Adjusted Scheduled Activity (UDA)	
	2018	2019
April	133	17
May	280	278
June	429	388
July	690	724
August	1,033	927
September	1,172	994
October	1,403	
November	1,624	
December	1,823	
January	1,967	
February	2,215	
March	2,423	
April	2,512	
May	2,517	
June	2,517	

QUALITY

	Quantity	Base Number	Contract	AT	Region	England
% of FP17s for the same patient ID Re-attending within 3 months - Children	32	624	5.1%	9.2%	11.4%	11.6%
% of FP17s for the same patient ID Re-attending within 3 months - Adults	15	177	8.5%	12.5%	15.0%	15.5%
% of FP17s for the same patient ID Re-attending between 3 & 9 months - Children	316	624	50.6%	59.3%	59.9%	58.8%
% of FP17s for the same patient ID Re-attending between 3 & 9 months - Adults	87	177	49.2%	50.7%	52.0%	51.1%
% of FP17s for Band 1 Urgent Courses	31	733	4.2%	7.0%	8.0%	9.0%
% of FP17s Relating to Free Repair or Replacements	0	733	0.0%	0.8%	0.8%	0.8%
% of FP17s Relating to Continuations	0	733	0.0%	1.0%	0.9%	0.9%
% of Patients satisfied with the dentistry they have received	0	0	N/A	93.7%	93.5%	93.3%
% of Patients satisfied with the time they had to wait for an appointment	0	0	N/A	92.2%	89.1%	88.9%

* This is based on patients treated on this contract for their most recent course of treatment. Figures in italics indicate the base number of FP17s or Patient Questionnaire responses are less than 100. N/A is shown where the base number of responses is less than 10 during the period. % is calculated as Quantity/Base number*100

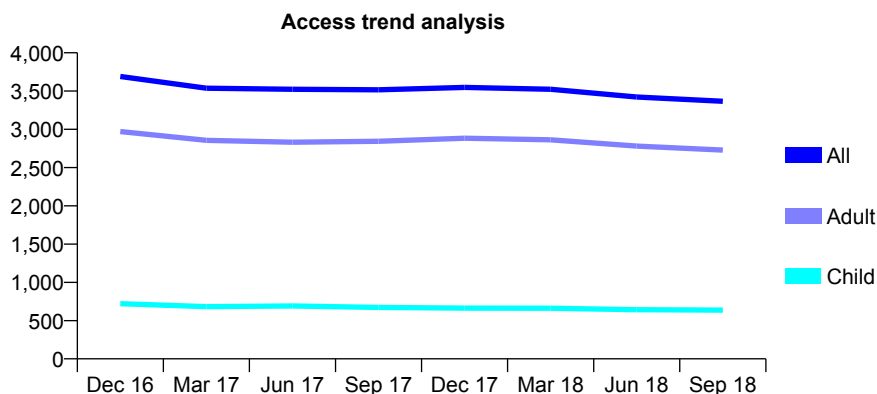
Q53 - Vital Signs At a Glance Contract Report for 161748/0001 - September 2018

Name or company name	The Cottage Dental Surgery
Contract type name	GDS Contract
Purpose of contract	General
Contract start date	04/01/2011
Contract end date	

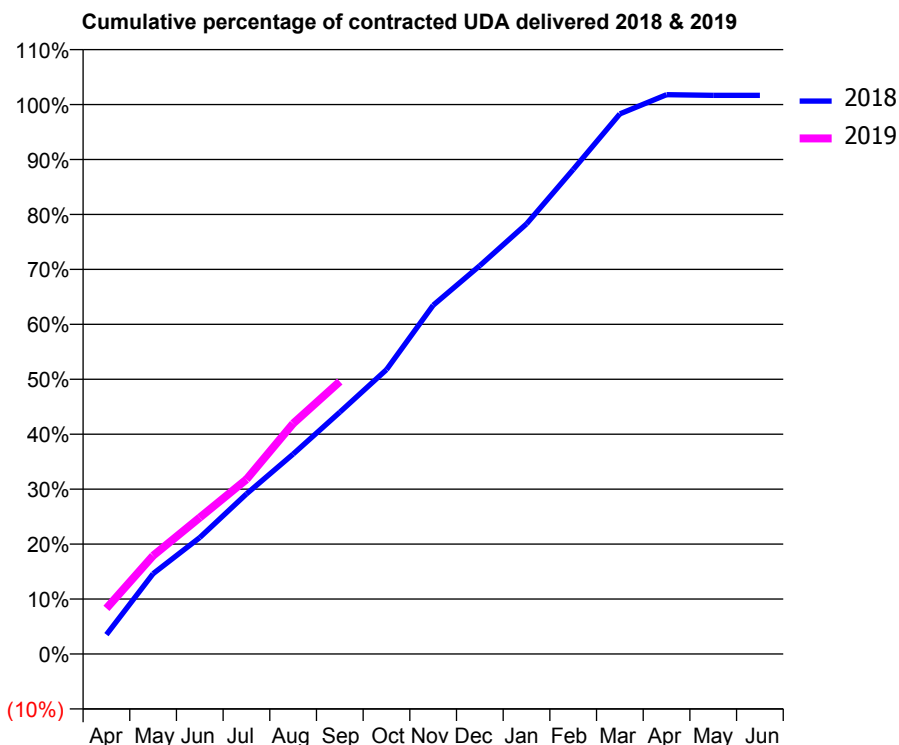
18/19 Contracted general activity (UDA)	10,195
Carry forward general activity (UDA)	-169
18/19 Contracted orthodontic activity (UOA)	0
Carry forward orthodontic activity (UOA)	0
Baseline contract value	£219,368.81

ACCESS*

Patients seen in 24 months	Total	Change since previous quarter
Quarter ending September 2017	3,516	
Quarter ending December 2017	3,547	→
Quarter ending March 2018	3,524	→
Quarter ending June 2018	3,423	↓
Quarter ending September 2018	3,366	↓
Variance since September 2017	(4.3%)	↓



ACTIVITY



Month	Adjusted Scheduled Activity (UDA)	
	2018	2019
April	360	846
May	1,491	1,824
June	2,161	2,533
July	2,970	3,241
August	3,710	4,277
September	4,485	5,055
October	5,275	
November	6,471	
December	7,205	
January	7,979	
February	8,990	
March	10,022	
April	10,377	
May	10,365	
June	10,365	

QUALITY

	Quantity	Base Number	Contract	AT	Region	England
% of FP17s for the same patient ID Re-attending within 3 months - Children	19	434	4.4%	9.2%	11.4%	11.6%
% of FP17s for the same patient ID Re-attending within 3 months - Adults	245	1,865	13.1%	12.5%	15.0%	15.5%
% of FP17s for the same patient ID Re-attending between 3 & 9 months - Children	251	434	57.8%	59.3%	59.9%	58.8%
% of FP17s for the same patient ID Re-attending between 3 & 9 months - Adults	1,001	1,865	53.7%	50.7%	52.0%	51.1%
% of FP17s for Band 1 Urgent Courses	168	2,113	8.0%	7.0%	8.0%	9.0%
% of FP17s Relating to Free Repair or Replacements	32	2,113	1.5%	0.8%	0.8%	0.8%
% of FP17s Relating to Continuations	8	2,113	0.4%	1.0%	0.9%	0.9%
% of Patients satisfied with the dentistry they have received	6	7	N/A	93.7%	93.5%	93.3%
% of Patients satisfied with the time they had to wait for an appointment	7	7	N/A	92.2%	89.1%	88.9%

* This is based on patients treated on this contract for their most recent course of treatment. Figures in italics indicate the base number of FP17s or Patient Questionnaire responses are less than 100. N/A is shown where the base number of responses is less than 10 during the period. % is calculated as Quantity/Base number*100

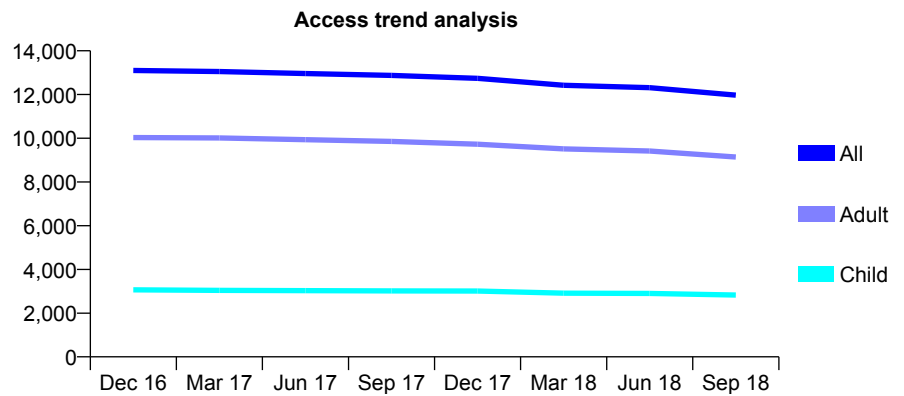
Q53 - Vital Signs At a Glance Contract Report for 164062/0001 - September 2018

Name or company name	Integrated Dental Holdings Limited (IDH 47)
Contract type name	GDS Contract
Purpose of contract	General
Contract start date	18/01/2011
Contract end date	

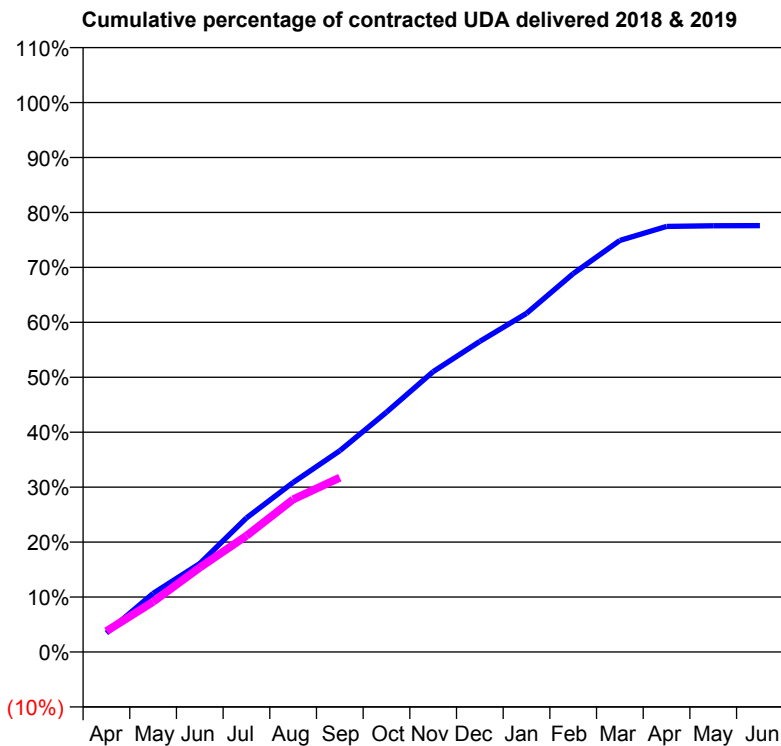
18/19 Contracted general activity (UDA)	38,500
Carry forward general activity (UDA)	0
18/19 Contracted orthodontic activity (UOA)	0
Carry forward orthodontic activity (UOA)	0
Baseline contract value	£837,936.17

ACCESS*

Patients seen in 24 months	Total	Change since previous quarter
Quarter ending September 2017	12,872	
Quarter ending December 2017	12,741	↓
Quarter ending March 2018	12,426	↓
Quarter ending June 2018	12,311	→
Quarter ending September 2018	11,969	↓
Variance since September 2017	(7.0%)	↓



ACTIVITY



Month	2018	2019
April	1,331	1,461
May	4,106	3,518
June	6,196	5,919
July	9,399	8,143
August	11,882	10,694
September	14,107	12,219
October	16,805	
November	19,646	
December	21,764	
January	23,721	
February	26,512	
March	28,839	
April	29,819	
May	29,868	
June	29,876	

QUALITY

	Quantity	Base Number	Contract	AT	Region	England
% of FP17s for the same patient ID Re-attending within 3 months - Children	112	1,833	6.1%	9.2%	11.4%	11.6%
% of FP17s for the same patient ID Re-attending within 3 months - Adults	670	5,294	12.7%	12.5%	15.0%	15.5%
% of FP17s for the same patient ID Re-attending between 3 & 9 months - Children	1,166	1,833	63.6%	59.3%	59.9%	58.8%
% of FP17s for the same patient ID Re-attending between 3 & 9 months - Adults	2,687	5,294	50.8%	50.7%	52.0%	51.1%
% of FP17s for Band 1 Urgent Courses	538	6,595	8.2%	7.0%	8.0%	9.0%
% of FP17s Relating to Free Repair or Replacements	63	6,595	1.0%	0.8%	0.8%	0.8%
% of FP17s Relating to Continuations	123	6,595	1.9%	1.0%	0.9%	0.9%
% of Patients satisfied with the dentistry they have received	8	10	80.0%	93.7%	93.5%	93.3%
% of Patients satisfied with the time they had to wait for an appointment	10	10	100.0%	92.2%	89.1%	88.9%

* This is based on patients treated on this contract for their most recent course of treatment. Figures in italics indicate the base number of FP17s or Patient Questionnaire responses are less than 100. N/A is shown where the base number of responses is less than 10 during the period. % is calculated as Quantity/Base number*100

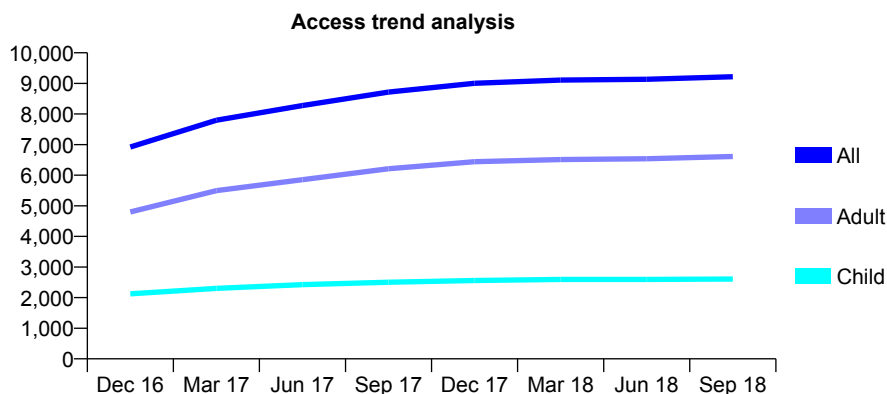
Q53 - Vital Signs At a Glance Contract Report for 165182/0001 - September 2018

Name or company name	Dentist at Redhouse Ltd
Contract type name	GDS Contract
Purpose of contract	General
Contract start date	01/02/2016
Contract end date	

18/19 Contracted general activity (UDA)	21,849
Carry forward general activity (UDA)	-404
18/19 Contracted orthodontic activity (UOA)	0
Carry forward orthodontic activity (UOA)	0
Baseline contract value	£708,628.46

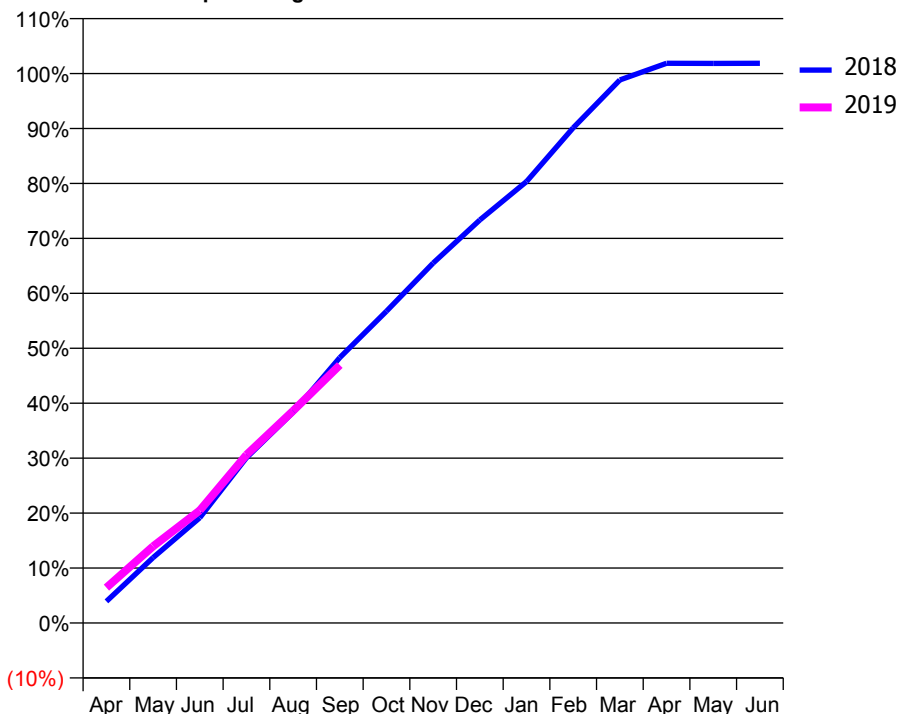
ACCESS*

Patients seen in 24 months	Total	Change since previous quarter
Quarter ending September 2017	8,715	
Quarter ending December 2017	9,005	↑
Quarter ending March 2018	9,108	→
Quarter ending June 2018	9,135	→
Quarter ending September 2018	9,220	→
Variance since September 2017	5.8%	↑



ACTIVITY

Cumulative percentage of contracted UDA delivered 2018 & 2019



Month	Adjusted Scheduled Activity (UDA)	
	2018	2019
April	859	1,406
May	2,599	3,053
June	4,183	4,478
July	6,570	6,691
August	8,379	8,436
September	10,553	10,255
October	12,400	
November	14,315	
December	16,025	
January	17,552	
February	19,690	
March	21,594	
April	22,256	
May	22,251	
June	22,253	

QUALITY

	Quantity	Base Number	Contract	AT	Region	England
% of FP17s for the same patient ID Re-attending within 3 months - Children	102	2,027	5.0%	9.2%	11.4%	11.6%
% of FP17s for the same patient ID Re-attending within 3 months - Adults	358	3,926	9.1%	12.5%	15.0%	15.5%
% of FP17s for the same patient ID Re-attending between 3 & 9 months - Children	1,369	2,027	67.5%	59.3%	59.9%	58.8%
% of FP17s for the same patient ID Re-attending between 3 & 9 months - Adults	1,661	3,926	42.3%	50.7%	52.0%	51.1%
% of FP17s for Band 1 Urgent Courses	203	4,883	4.2%	7.0%	8.0%	9.0%
% of FP17s Relating to Free Repair or Replacements	41	4,883	0.8%	0.8%	0.8%	0.8%
% of FP17s Relating to Continuations	23	4,883	0.5%	1.0%	0.9%	0.9%
% of Patients satisfied with the dentistry they have received	3	3	N/A	93.7%	93.5%	93.3%
% of Patients satisfied with the time they had to wait for an appointment	3	3	N/A	92.2%	89.1%	88.9%

* This is based on patients treated on this contract for their most recent course of treatment. Figures in italics indicate the base number of FP17s or Patient Questionnaire responses are less than 100. N/A is shown where the base number of responses is less than 10 during the period. % is calculated as Quantity/Base number*100

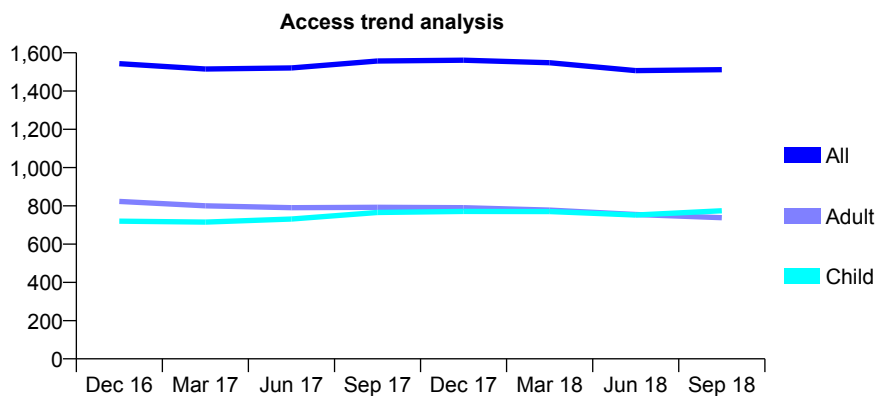
Q53 - Vital Signs At a Glance Contract Report for 166170/0001 - September 2018

Name or company name	Rubery Dental Surgery Limited
Contract type name	GDS Contract
Purpose of contract	General
Contract start date	01/11/2007
Contract end date	

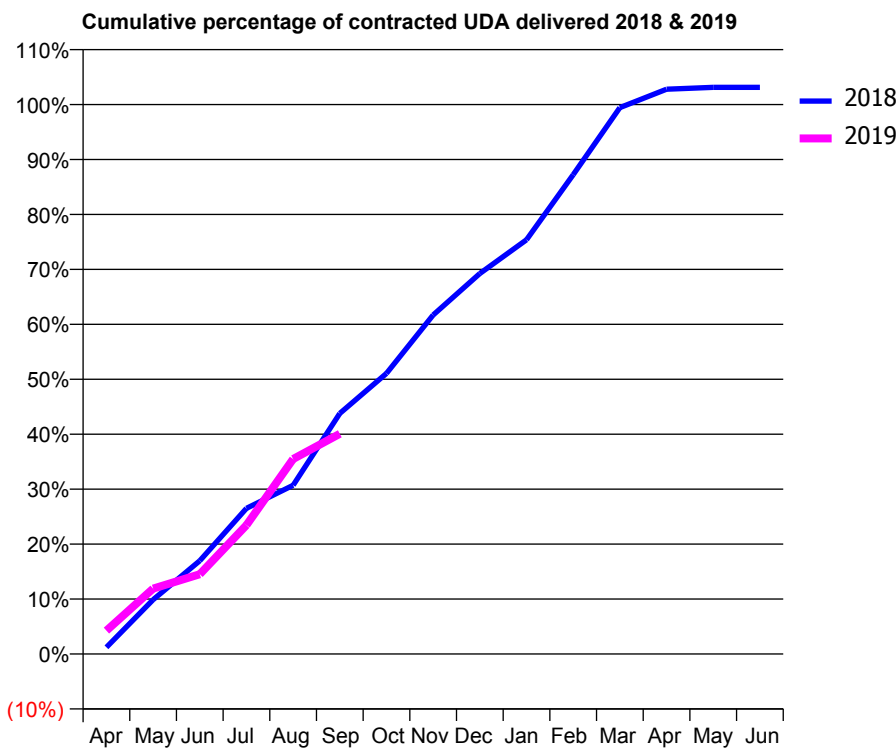
18/19 Contracted general activity (UDA)	7,372
Carry forward general activity (UDA)	-147
18/19 Contracted orthodontic activity (UOA)	0
Carry forward orthodontic activity (UOA)	0
Baseline contract value	£176,464.05

ACCESS*

Patients seen in 24 months	Total	Change since previous quarter
Quarter ending September 2017	1,557	
Quarter ending December 2017	1,561	→
Quarter ending March 2018	1,548	→
Quarter ending June 2018	1,507	↓
Quarter ending September 2018	1,512	→
Variance since September 2017	(2.9%)	↓



ACTIVITY



Adjusted Scheduled Activity (UDA)		
Month	2018	2019
April	91	314
May	728	877
June	1,252	1,071
July	1,954	1,730
August	2,264	2,616
September	3,228	2,954
October	3,764	
November	4,549	
December	5,106	
January	5,557	
February	6,431	
March	7,329	
April	7,578	
May	7,603	
June	7,603	

QUALITY

	Quantity	Base Number	Contract	AT	Region	England
% of FP17s for the same patient ID Re-attending within 3 months - Children	18	550	3.3%	9.2%	11.4%	11.6%
% of FP17s for the same patient ID Re-attending within 3 months - Adults	27	556	4.9%	12.5%	15.0%	15.5%
% of FP17s for the same patient ID Re-attending between 3 & 9 months - Children	348	550	63.3%	59.3%	59.9%	58.8%
% of FP17s for the same patient ID Re-attending between 3 & 9 months - Adults	381	556	68.5%	50.7%	52.0%	51.1%
% of FP17s for Band 1 Urgent Courses	35	1,010	3.5%	7.0%	8.0%	9.0%
% of FP17s Relating to Free Repair or Replacements	1	1,010	0.1%	0.8%	0.8%	0.8%
% of FP17s Relating to Continuations	0	1,010	0.0%	1.0%	0.9%	0.9%
% of Patients satisfied with the dentistry they have received	0	1	N/A	93.7%	93.5%	93.3%
% of Patients satisfied with the time they had to wait for an appointment	1	1	N/A	92.2%	89.1%	88.9%

* This is based on patients treated on this contract for their most recent course of treatment. Figures in italics indicate the base number of FP17s or Patient Questionnaire responses are less than 100. N/A is shown where the base number of responses is less than 10 during the period. % is calculated as Quantity/Base number*100

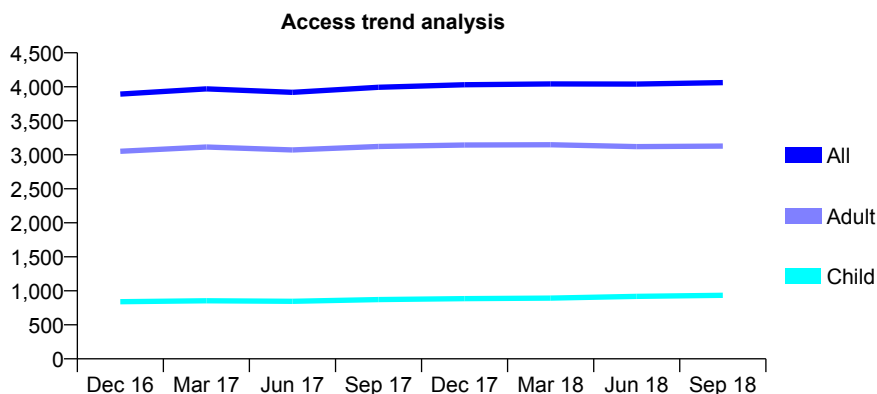
Q53 - Vital Signs At a Glance Contract Report for 167444/0001 - September 2018

Name or company name	Eachway Dental Practice
Contract type name	GDS Contract
Purpose of contract	General
Contract start date	01/04/2012
Contract end date	

18/19 Contracted general activity (UDA)	9,534
Carry forward general activity (UDA)	0
18/19 Contracted orthodontic activity (UOA)	0
Carry forward orthodontic activity (UOA)	0
Baseline contract value	£219,418.93

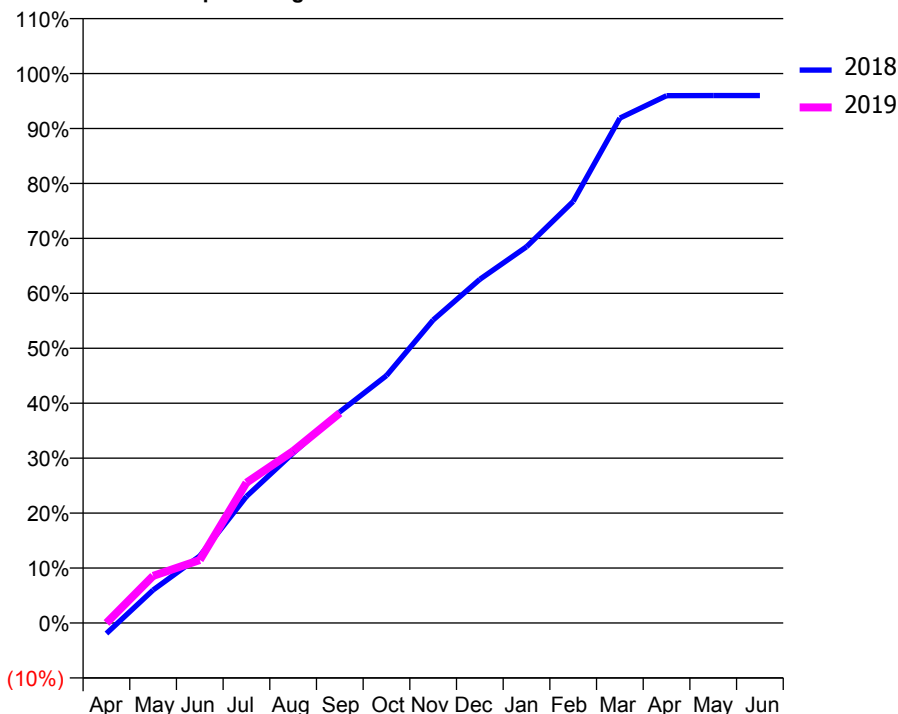
ACCESS*

Patients seen in 24 months	Total	Change since previous quarter
Quarter ending September 2017	3,994	
Quarter ending December 2017	4,030	→
Quarter ending March 2018	4,043	→
Quarter ending June 2018	4,040	→
Quarter ending September 2018	4,062	→
Variance since September 2017	1.7%	→



ACTIVITY

Cumulative percentage of contracted UDA delivered 2018 & 2019



Month	Adjusted Scheduled Activity (UDA)	
	2018	2019
April	-184	0
May	572	819
June	1,163	1,092
July	2,196	2,435
August	2,948	2,984
September	3,664	3,642
October	4,293	
November	5,257	
December	5,963	
January	6,527	
February	7,315	
March	8,760	
April	9,149	
May	9,151	
June	9,151	

QUALITY

	Quantity	Base Number	Contract	AT	Region	England
% of FP17s for the same patient ID Re-attending within 3 months - Children	16	617	2.6%	9.2%	11.4%	11.6%
% of FP17s for the same patient ID Re-attending within 3 months - Adults	176	1,992	8.8%	12.5%	15.0%	15.5%
% of FP17s for the same patient ID Re-attending between 3 & 9 months - Children	382	617	61.9%	59.3%	59.9%	58.8%
% of FP17s for the same patient ID Re-attending between 3 & 9 months - Adults	1,167	1,992	58.6%	50.7%	52.0%	51.1%
% of FP17s for Band 1 Urgent Courses	127	2,424	5.2%	7.0%	8.0%	9.0%
% of FP17s Relating to Free Repair or Replacements	9	2,424	0.4%	0.8%	0.8%	0.8%
% of FP17s Relating to Continuations	4	2,424	0.2%	1.0%	0.9%	0.9%
% of Patients satisfied with the dentistry they have received	1	1	N/A	93.7%	93.5%	93.3%
% of Patients satisfied with the time they had to wait for an appointment	1	1	N/A	92.2%	89.1%	88.9%

* This is based on patients treated on this contract for their most recent course of treatment. Figures in italics indicate the base number of FP17s or Patient Questionnaire responses are less than 100. N/A is shown where the base number of responses is less than 10 during the period. % is calculated as Quantity/Base number*100

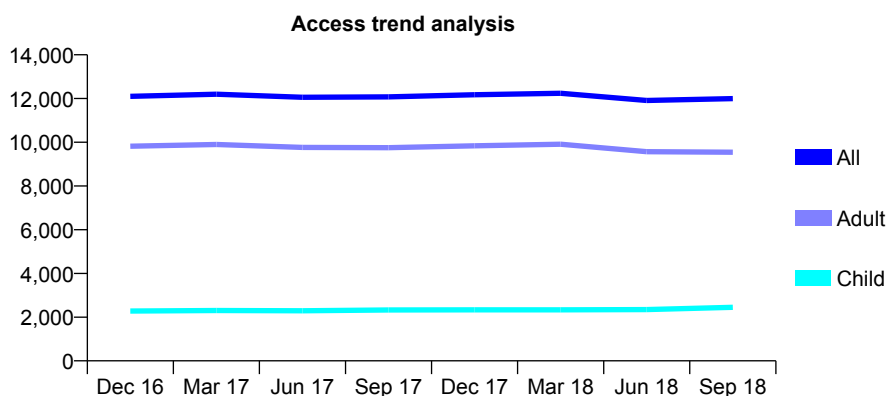
Q53 - Vital Signs At a Glance Contract Report for 167797/0002 - September 2018

Name or company name	Grafton House Dental Practice
Contract type name	PDS Plus Contract
Purpose of contract	General
Contract start date	01/04/2011
Contract end date	30/09/2018

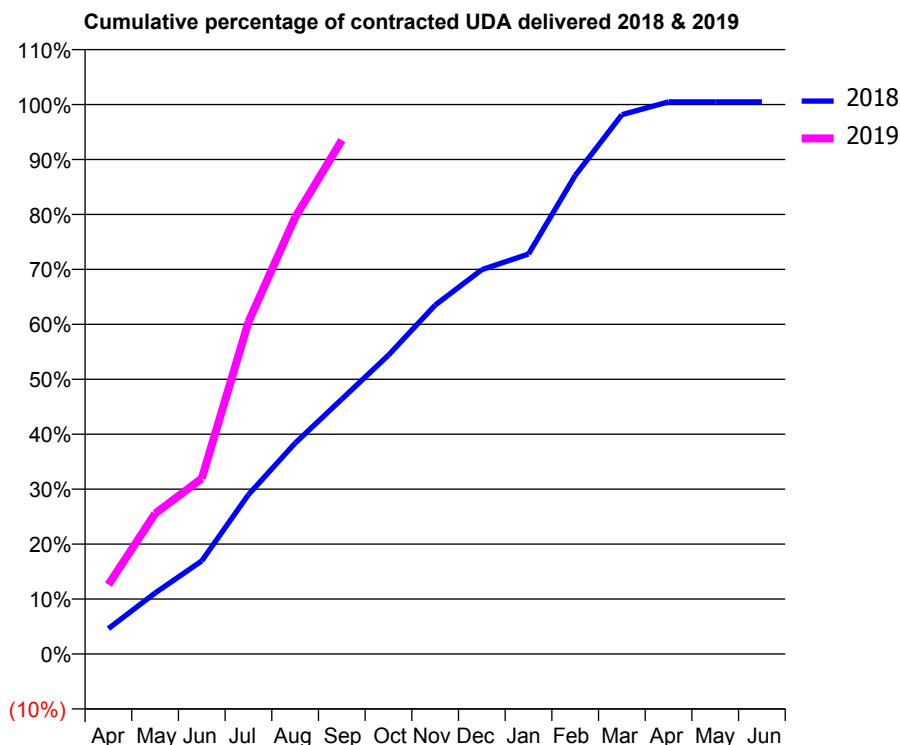
18/19 Contracted general activity (UDA)	16,042
Carry forward general activity (UDA)	-153
18/19 Contracted orthodontic activity (UOA)	0
Carry forward orthodontic activity (UOA)	0
Baseline contract value	£338,910.28

ACCESS*

Patients seen in 24 months	Total	Change since previous quarter
Quarter ending September 2017	12,076	
Quarter ending December 2017	12,170	→
Quarter ending March 2018	12,242	→
Quarter ending June 2018	11,912	↓
Quarter ending September 2018	11,994	→
Variance since September 2017	(0.7%)	→



ACTIVITY



Month	Adjusted Scheduled Activity (UDA)	
	2018	2019
April	1,480	2,028
May	3,562	4,102
June	5,439	5,127
July	9,307	9,696
August	12,312	12,749
September	14,881	15,002
October	17,450	
November	20,369	
December	22,444	
January	23,351	
February	27,941	
March	31,489	
April	32,237	
May	32,237	
June	32,237	

QUALITY

	Quantity	Base Number	Contract	AT	Region	England
% of FP17s for the same patient ID Re-attending within 3 months - Children	82	1,878	4.4%	9.2%	11.4%	11.6%
% of FP17s for the same patient ID Re-attending within 3 months - Adults	465	6,488	7.2%	12.5%	15.0%	15.5%
% of FP17s for the same patient ID Re-attending between 3 & 9 months - Children	1,152	1,878	61.3%	59.3%	59.9%	58.8%
% of FP17s for the same patient ID Re-attending between 3 & 9 months - Adults	4,290	6,488	66.1%	50.7%	52.0%	51.1%
% of FP17s for Band 1 Urgent Courses	299	8,028	3.7%	7.0%	8.0%	9.0%
% of FP17s Relating to Free Repair or Replacements	23	8,028	0.3%	0.8%	0.8%	0.8%
% of FP17s Relating to Continuations	47	8,028	0.6%	1.0%	0.9%	0.9%
% of Patients satisfied with the dentistry they have received	6	6	N/A	93.7%	93.5%	93.3%
% of Patients satisfied with the time they had to wait for an appointment	6	6	N/A	92.2%	89.1%	88.9%

* This is based on patients treated on this contract for their most recent course of treatment. Figures in italics indicate the base number of FP17s or Patient Questionnaire responses are less than 100. N/A is shown where the base number of responses is less than 10 during the period. % is calculated as Quantity/Base number*100

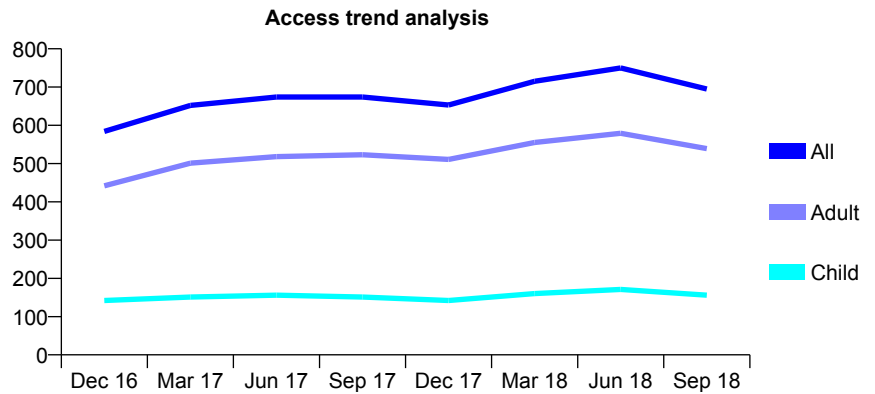
Q53 - Vital Signs At a Glance Contract Report for 169536/0001 - September 2018

Name or company name	Mrs Tait and Mr Parsons
Contract type name	GDS Contract
Purpose of contract	General
Contract start date	01/11/2012
Contract end date	

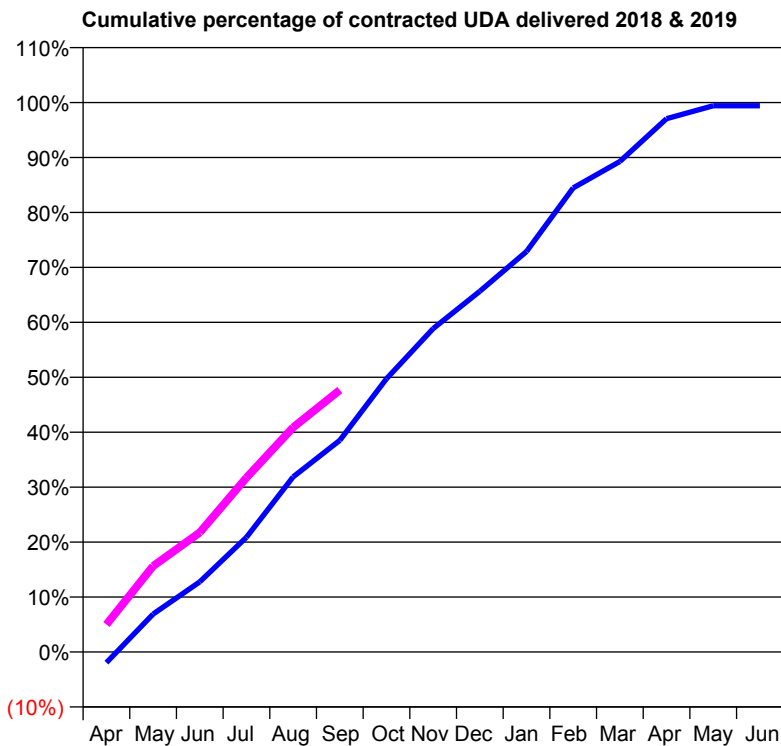
18/19 Contracted general activity (UDA)	1,878
Carry forward general activity (UDA)	11
18/19 Contracted orthodontic activity (UOA)	0
Carry forward orthodontic activity (UOA)	0
Baseline contract value	£46,947.94

ACCESS*

Patients seen in 24 months	Total	Change since previous quarter
Quarter ending September 2017	674	
Quarter ending December 2017	653	↓
Quarter ending March 2018	715	↑
Quarter ending June 2018	750	↑
Quarter ending September 2018	695	↓
Variance since September 2017	3.1%	↑



ACTIVITY



Month	Adjusted Scheduled Activity (UDA)	
	2018	2019
April	-37	94
May	130	294
June	240	409
July	392	596
August	599	768
September	724	895
October	934	
November	1,106	
December	1,233	
January	1,369	
February	1,586	
March	1,676	
April	1,823	
May	1,867	
June	1,867	

QUALITY

	Quantity	Base Number	Contract	AT	Region	England
% of FP17s for the same patient ID Re-attending within 3 months - Children	5	130	3.8%	9.2%	11.4%	11.6%
% of FP17s for the same patient ID Re-attending within 3 months - Adults	49	476	10.3%	12.5%	15.0%	15.5%
% of FP17s for the same patient ID Re-attending between 3 & 9 months - Children	80	130	61.5%	59.3%	59.9%	58.8%
% of FP17s for the same patient ID Re-attending between 3 & 9 months - Adults	257	476	54.0%	50.7%	52.0%	51.1%
% of FP17s for Band 1 Urgent Courses	46	513	9.0%	7.0%	8.0%	9.0%
% of FP17s Relating to Free Repair or Replacements	8	513	1.6%	0.8%	0.8%	0.8%
% of FP17s Relating to Continuations	8	513	1.6%	1.0%	0.9%	0.9%
% of Patients satisfied with the dentistry they have received	0	0	N/A	93.7%	93.5%	93.3%
% of Patients satisfied with the time they had to wait for an appointment	0	0	N/A	92.2%	89.1%	88.9%

* This is based on patients treated on this contract for their most recent course of treatment. Figures in italics indicate the base number of FP17s or Patient Questionnaire responses are less than 100. N/A is shown where the base number of responses is less than 10 during the period. % is calculated as Quantity/Base number*100

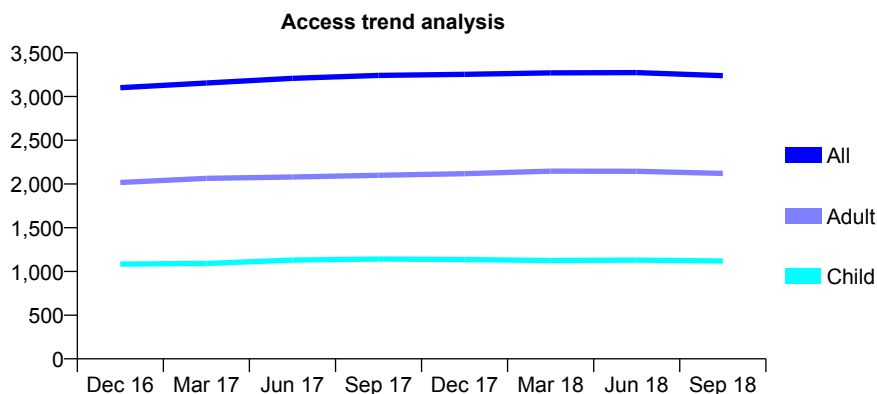
Q53 - Vital Signs At a Glance Contract Report for 169994/0002 - September 2018

Name or company name	Abbotsbury Court Practice Limited
Contract type name	GDS Contract
Purpose of contract	General
Contract start date	02/09/2012
Contract end date	

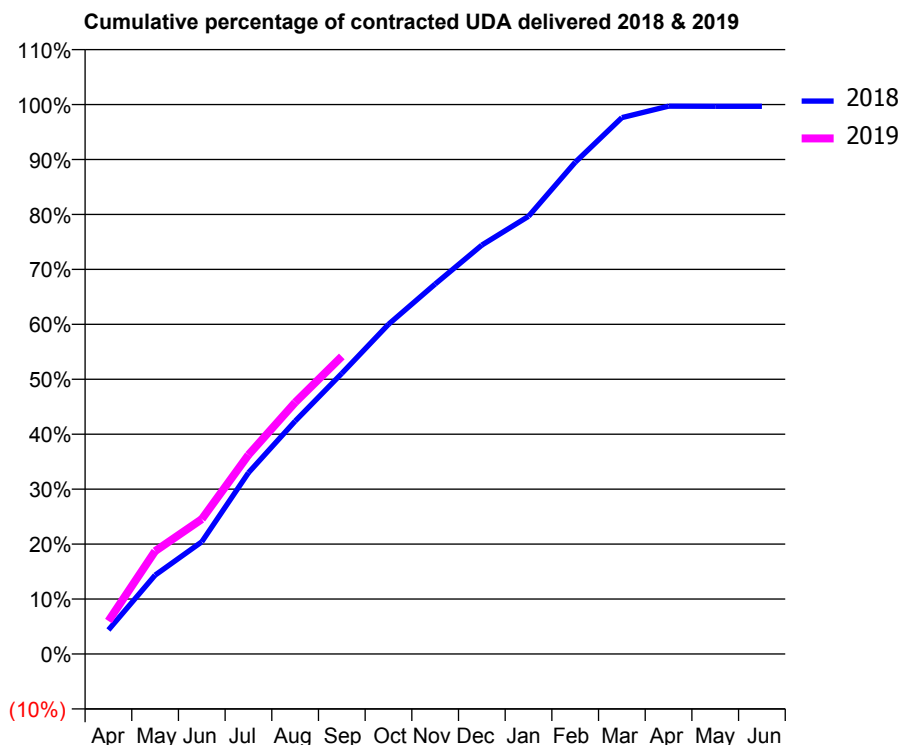
18/19 Contracted general activity (UDA)	6,527
Carry forward general activity (UDA)	23
18/19 Contracted orthodontic activity (UOA)	0
Carry forward orthodontic activity (UOA)	0
Baseline contract value	£169,662.55

ACCESS*

Patients seen in 24 months	Total	Change since previous quarter
Quarter ending September 2017	3,241	
Quarter ending December 2017	3,254	→
Quarter ending March 2018	3,271	→
Quarter ending June 2018	3,274	→
Quarter ending September 2018	3,238	↓
Variance since September 2017	(0.1%)	→



ACTIVITY



Adjusted Scheduled Activity (UDA)		
Month	2018	2019
April	319	392
May	1,045	1,222
June	1,487	1,603
July	2,400	2,365
August	3,084	2,988
September	3,716	3,534
October	4,367	
November	4,899	
December	5,415	
January	5,797	
February	6,512	
March	7,104	
April	7,256	
May	7,254	
June	7,254	

QUALITY

	Quantity	Base Number	Contract	AT	Region	England
% of FP17s for the same patient ID Re-attending within 3 months - Children	64	895	7.2%	9.2%	11.4%	11.6%
% of FP17s for the same patient ID Re-attending within 3 months - Adults	228	1,442	15.8%	12.5%	15.0%	15.5%
% of FP17s for the same patient ID Re-attending between 3 & 9 months - Children	490	895	54.7%	59.3%	59.9%	58.8%
% of FP17s for the same patient ID Re-attending between 3 & 9 months - Adults	613	1,442	42.5%	50.7%	52.0%	51.1%
% of FP17s for Band 1 Urgent Courses	152	2,239	6.8%	7.0%	8.0%	9.0%
% of FP17s Relating to Free Repair or Replacements	22	2,239	1.0%	0.8%	0.8%	0.8%
% of FP17s Relating to Continuations	10	2,239	0.4%	1.0%	0.9%	0.9%
% of Patients satisfied with the dentistry they have received	4	4	N/A	93.7%	93.5%	93.3%
% of Patients satisfied with the time they had to wait for an appointment	4	4	N/A	92.2%	89.1%	88.9%

* This is based on patients treated on this contract for their most recent course of treatment. Figures in italics indicate the base number of FP17s or Patient Questionnaire responses are less than 100. N/A is shown where the base number of responses is less than 10 during the period. % is calculated as Quantity/Base number*100

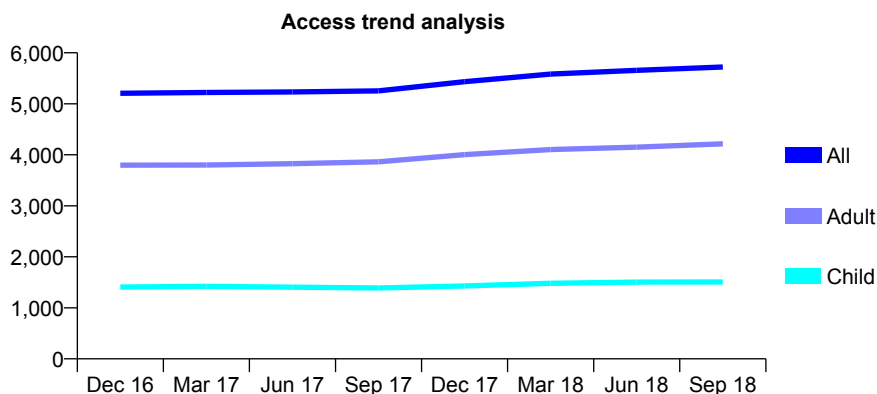
Q53 - Vital Signs At a Glance Contract Report for 174009/0001 - September 2018

Name or company name	Droitwich Spa Dental Practice
Contract type name	GDS Contract
Purpose of contract	General
Contract start date	01/03/2012
Contract end date	

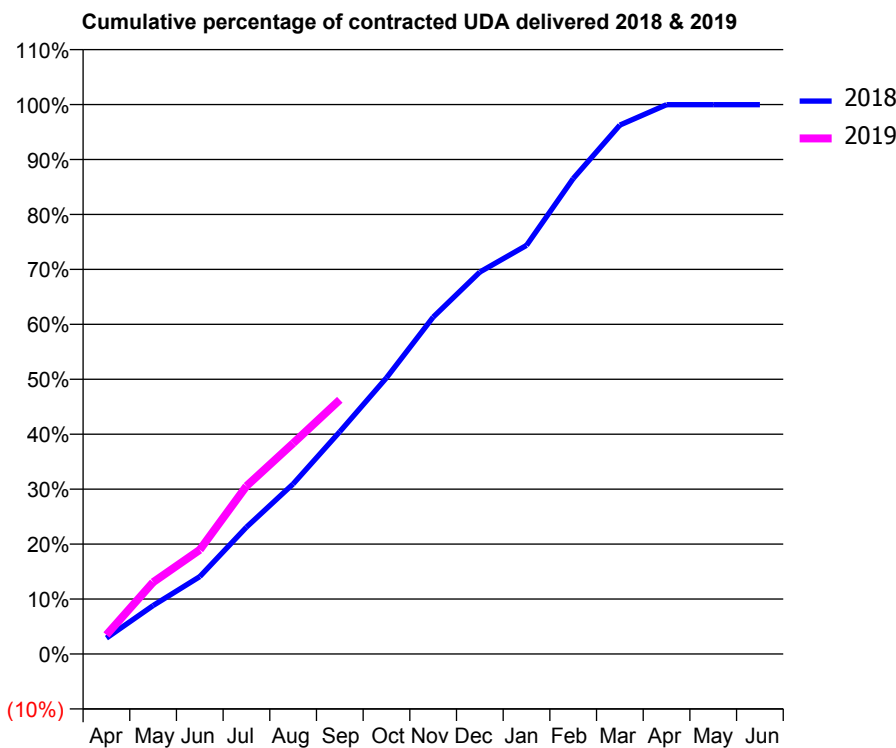
18/19 Contracted general activity (UDA)	17,772
Carry forward general activity (UDA)	6
18/19 Contracted orthodontic activity (UOA)	0
Carry forward orthodontic activity (UOA)	0
Baseline contract value	£501,481.78

ACCESS*

Patients seen in 24 months	Total	Change since previous quarter
Quarter ending September 2017	5,253	
Quarter ending December 2017	5,434	↑
Quarter ending March 2018	5,582	↑
Quarter ending June 2018	5,655	→
Quarter ending September 2018	5,722	→
Variance since September 2017	8.9%	↑



ACTIVITY



Month	Adjusted Scheduled Activity (UDA)	
	2018	2019
April	516	618
May	1,567	2,323
June	2,505	3,371
July	4,102	5,431
August	5,500	6,817
September	7,191	8,224
October	8,934	
November	10,897	
December	12,356	
January	13,218	
February	15,375	
March	17,107	
April	17,765	
May	17,766	
June	17,766	

QUALITY

	Quantity	Base Number	Contract	AT	Region	England
% of FP17s for the same patient ID Re-attending within 3 months - Children	74	1,129	6.6%	9.2%	11.4%	11.6%
% of FP17s for the same patient ID Re-attending within 3 months - Adults	468	3,174	14.7%	12.5%	15.0%	15.5%
% of FP17s for the same patient ID Re-attending between 3 & 9 months - Children	693	1,129	61.4%	59.3%	59.9%	58.8%
% of FP17s for the same patient ID Re-attending between 3 & 9 months - Adults	1,878	3,174	59.2%	50.7%	52.0%	51.1%
% of FP17s for Band 1 Urgent Courses	285	3,566	8.0%	7.0%	8.0%	9.0%
% of FP17s Relating to Free Repair or Replacements	49	3,566	1.4%	0.8%	0.8%	0.8%
% of FP17s Relating to Continuations	42	3,566	1.2%	1.0%	0.9%	0.9%
% of Patients satisfied with the dentistry they have received	7	7	N/A	93.7%	93.5%	93.3%
% of Patients satisfied with the time they had to wait for an appointment	7	7	N/A	92.2%	89.1%	88.9%

* This is based on patients treated on this contract for their most recent course of treatment. Figures in italics indicate the base number of FP17s or Patient Questionnaire responses are less than 100. N/A is shown where the base number of responses is less than 10 during the period. % is calculated as Quantity/Base number*100

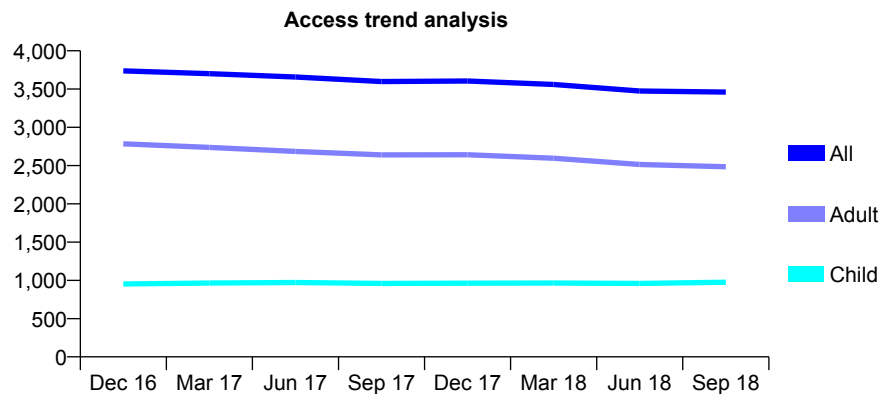
Q53 - Vital Signs At a Glance Contract Report for 174203/0001 - September 2018

Name or company name	Brighton Villa Dental Practice
Contract type name	GDS Contract
Purpose of contract	General
Contract start date	01/04/2006
Contract end date	

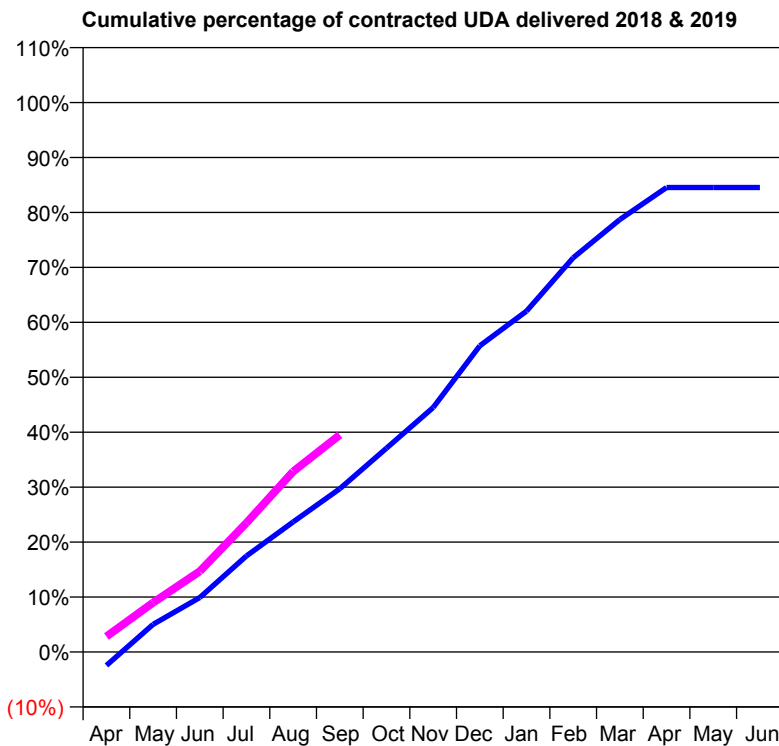
18/19 Contracted general activity (UDA)	10,754
Carry forward general activity (UDA)	0
18/19 Contracted orthodontic activity (UOA)	0
Carry forward orthodontic activity (UOA)	0
Baseline contract value	£264,501.90

ACCESS*

Patients seen in 24 months	Total	Change since previous quarter
Quarter ending September 2017	3,599	
Quarter ending December 2017	3,605	→
Quarter ending March 2018	3,560	↓
Quarter ending June 2018	3,475	↓
Quarter ending September 2018	3,461	→
Variance since September 2017	(3.8%)	↓



ACTIVITY



Month	Adjusted Scheduled Activity (UDA)	
	2018	2019
April	-290	305
May	593	966
June	1,164	1,580
July	2,054	2,527
August	2,781	3,532
September	3,494	4,251
October	4,361	
November	5,229	
December	6,551	
January	7,292	
February	8,433	
March	9,250	
April	9,936	
May	9,936	
June	9,936	

QUALITY

	Quantity	Base Number	Contract	AT	Region	England
% of FP17s for the same patient ID Re-attending within 3 months - Children	84	892	9.4%	9.2%	11.4%	11.6%
% of FP17s for the same patient ID Re-attending within 3 months - Adults	307	1,969	15.6%	12.5%	15.0%	15.5%
% of FP17s for the same patient ID Re-attending between 3 & 9 months - Children	624	892	70.0%	59.3%	59.9%	58.8%
% of FP17s for the same patient ID Re-attending between 3 & 9 months - Adults	1,269	1,969	64.4%	50.7%	52.0%	51.1%
% of FP17s for Band 1 Urgent Courses	204	2,565	8.0%	7.0%	8.0%	9.0%
% of FP17s Relating to Free Repair or Replacements	21	2,565	0.8%	0.8%	0.8%	0.8%
% of FP17s Relating to Continuations	51	2,565	2.0%	1.0%	0.9%	0.9%
% of Patients satisfied with the dentistry they have received	4	4	N/A	93.7%	93.5%	93.3%
% of Patients satisfied with the time they had to wait for an appointment	4	4	N/A	92.2%	89.1%	88.9%

* This is based on patients treated on this contract for their most recent course of treatment. Figures in italics indicate the base number of FP17s or Patient Questionnaire responses are less than 100. N/A is shown where the base number of responses is less than 10 during the period. % is calculated as Quantity/Base number*100

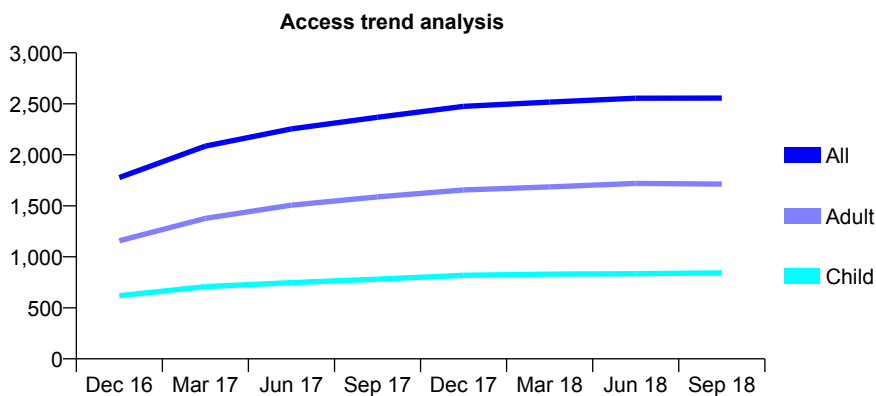
Q53 - Vital Signs At a Glance Contract Report for 175668/0001 - September 2018

Name or company name	Mr J Arhi
Contract type name	GDS Contract
Purpose of contract	General
Contract start date	01/11/2015
Contract end date	

18/19 Contracted general activity (UDA)	7,993
Carry forward general activity (UDA)	99
18/19 Contracted orthodontic activity (UOA)	0
Carry forward orthodontic activity (UOA)	0
Baseline contract value	£198,875.57

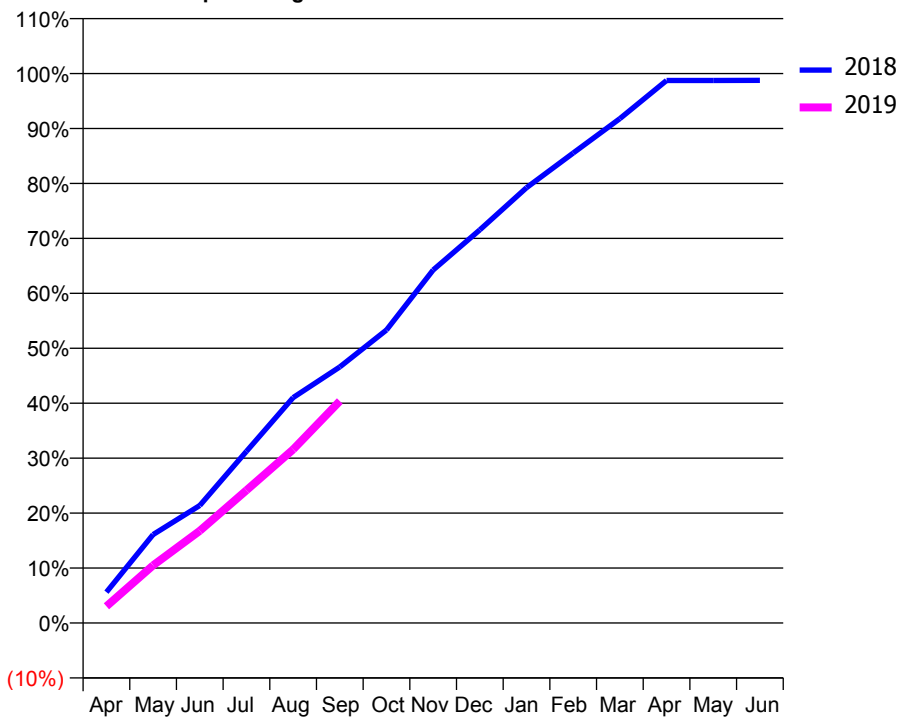
ACCESS*

Patients seen in 24 months	Total	Change since previous quarter
Quarter ending September 2017	2,368	
Quarter ending December 2017	2,475	↑
Quarter ending March 2018	2,517	→
Quarter ending June 2018	2,555	→
Quarter ending September 2018	2,556	→
Variance since September 2017	7.9%	↑



ACTIVITY

Cumulative percentage of contracted UDA delivered 2018 & 2019



Month	Adjusted Scheduled Activity (UDA)	
	2018	2019
April	449	243
May	1,287	839
June	1,710	1,342
July	2,497	1,931
August	3,279	2,525
September	3,726	3,229
October	4,262	
November	5,135	
December	5,720	
January	6,333	
February	6,835	
March	7,337	
April	7,892	
May	7,891	
June	7,894	

QUALITY

	Quantity	Base Number	Contract	AT	Region	England
% of FP17s for the same patient ID Re-attending within 3 months - Children	49	721	6.8%	9.2%	11.4%	11.6%
% of FP17s for the same patient ID Re-attending within 3 months - Adults	108	1,139	9.5%	12.5%	15.0%	15.5%
% of FP17s for the same patient ID Re-attending between 3 & 9 months - Children	474	721	65.7%	59.3%	59.9%	58.8%
% of FP17s for the same patient ID Re-attending between 3 & 9 months - Adults	783	1,139	68.7%	50.7%	52.0%	51.1%
% of FP17s for Band 1 Urgent Courses	68	1,647	4.1%	7.0%	8.0%	9.0%
% of FP17s Relating to Free Repair or Replacements	18	1,647	1.1%	0.8%	0.8%	0.8%
% of FP17s Relating to Continuations	0	1,647	0.0%	1.0%	0.9%	0.9%
% of Patients satisfied with the dentistry they have received	4	6	N/A	93.7%	93.5%	93.3%
% of Patients satisfied with the time they had to wait for an appointment	4	6	N/A	92.2%	89.1%	88.9%

* This is based on patients treated on this contract for their most recent course of treatment. Figures in italics indicate the base number of FP17s or Patient Questionnaire responses are less than 100. N/A is shown where the base number of responses is less than 10 during the period. % is calculated as Quantity/Base number*100

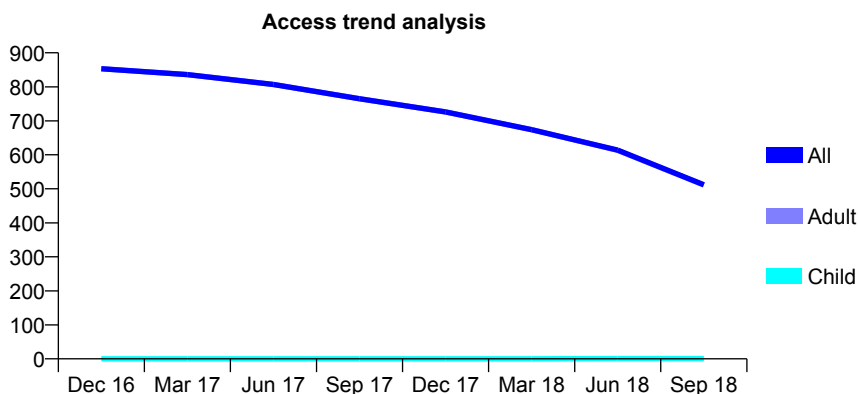
Q53 - Vital Signs At a Glance Contract Report for 175951/0001 - September 2018

Name or company name	Gentle Dental Care (WORCESTER)LTD. C
Contract type name	PDS Plus Contract
Purpose of contract	General
Contract start date	01/04/2012
Contract end date	30/06/2018

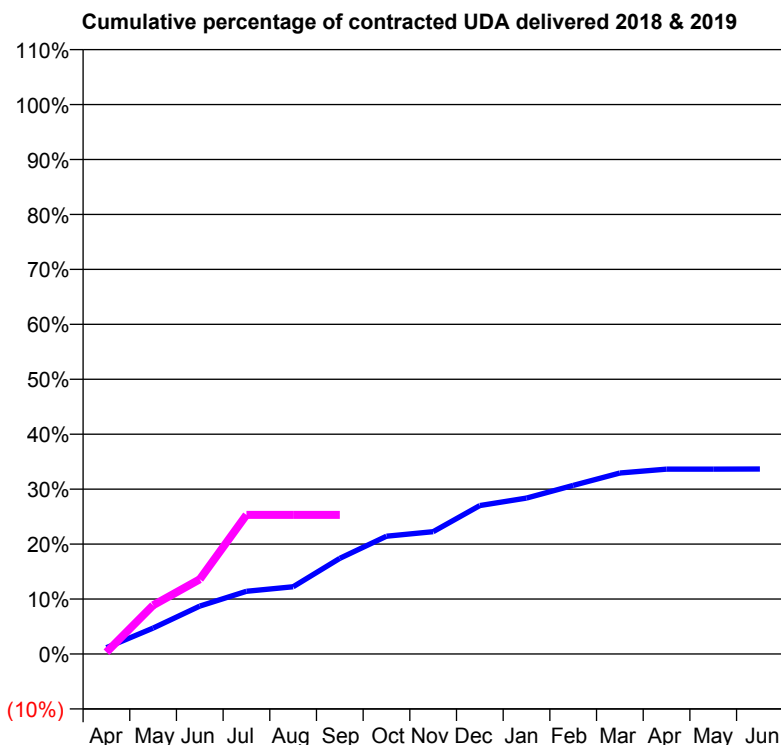
18/19 Contracted general activity (UDA)	1,500
Carry forward general activity (UDA)	0
18/19 Contracted orthodontic activity (UOA)	0
Carry forward orthodontic activity (UOA)	0
Baseline contract value	£23,849.80

ACCESS*

Patients seen in 24 months	Total	Change since previous quarter
Quarter ending September 2017	765	
Quarter ending December 2017	726	↓
Quarter ending March 2018	674	↓
Quarter ending June 2018	614	↓
Quarter ending September 2018	512	↓
Variance since September 2017	(33.1%)	↓



ACTIVITY



Month	Adjusted Scheduled Activity (UDA)	
	2018	2019
April	69	5
May	283	133
June	524	204
July	685	380
August	735	380
September	1,045	380
October	1,286	
November	1,336	
December	1,621	
January	1,702	
February	1,841	
March	1,976	
April	2,018	
May	2,019	
June	2,020	

QUALITY

	Quantity	Base Number	Contract	AT	Region	England
% of FP17s for the same patient ID Re-attending within 3 months - Children	0	1	0.0%	9.2%	11.4%	11.6%
% of FP17s for the same patient ID Re-attending within 3 months - Adults	5	95	5.3%	12.5%	15.0%	15.5%
% of FP17s for the same patient ID Re-attending between 3 & 9 months - Children	0	1	0.0%	59.3%	59.9%	58.8%
% of FP17s for the same patient ID Re-attending between 3 & 9 months - Adults	10	95	10.5%	50.7%	52.0%	51.1%
% of FP17s for Band 1 Urgent Courses	0	77	0.0%	7.0%	8.0%	9.0%
% of FP17s Relating to Free Repair or Replacements	0	77	0.0%	0.8%	0.8%	0.8%
% of FP17s Relating to Continuations	1	77	1.3%	1.0%	0.9%	0.9%
% of Patients satisfied with the dentistry they have received	0	0	N/A	93.7%	93.5%	93.3%
% of Patients satisfied with the time they had to wait for an appointment	0	0	N/A	92.2%	89.1%	88.9%

* This is based on patients treated on this contract for their most recent course of treatment. Figures in italics indicate the base number of FP17s or Patient Questionnaire responses are less than 100. N/A is shown where the base number of responses is less than 10 during the period. % is calculated as Quantity/Base number*100

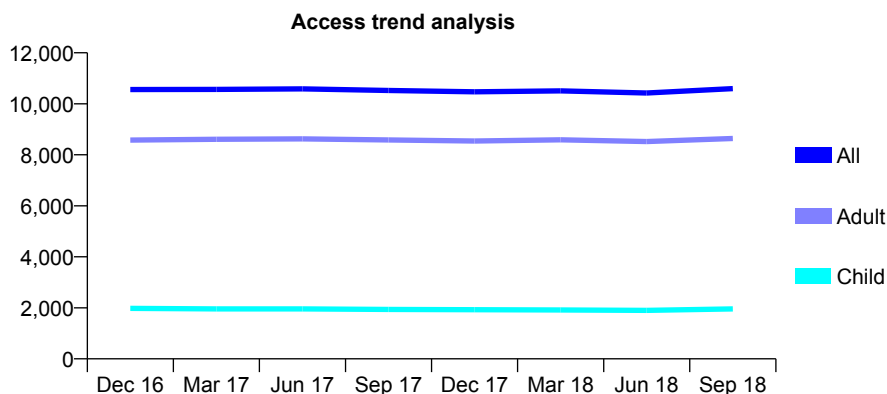
Q53 - Vital Signs At a Glance Contract Report for 176370/0001 - September 2018

Name or company name	Kyrle Street Dental Practice
Contract type name	Pilot Contract
Purpose of contract	General
Contract start date	01/04/2006
Contract end date	

18/19 Contracted general activity (UDA)	29,000
Carry forward general activity (UDA)	0
18/19 Contracted orthodontic activity (UOA)	0
Carry forward orthodontic activity (UOA)	0
Baseline contract value	£759,166.64

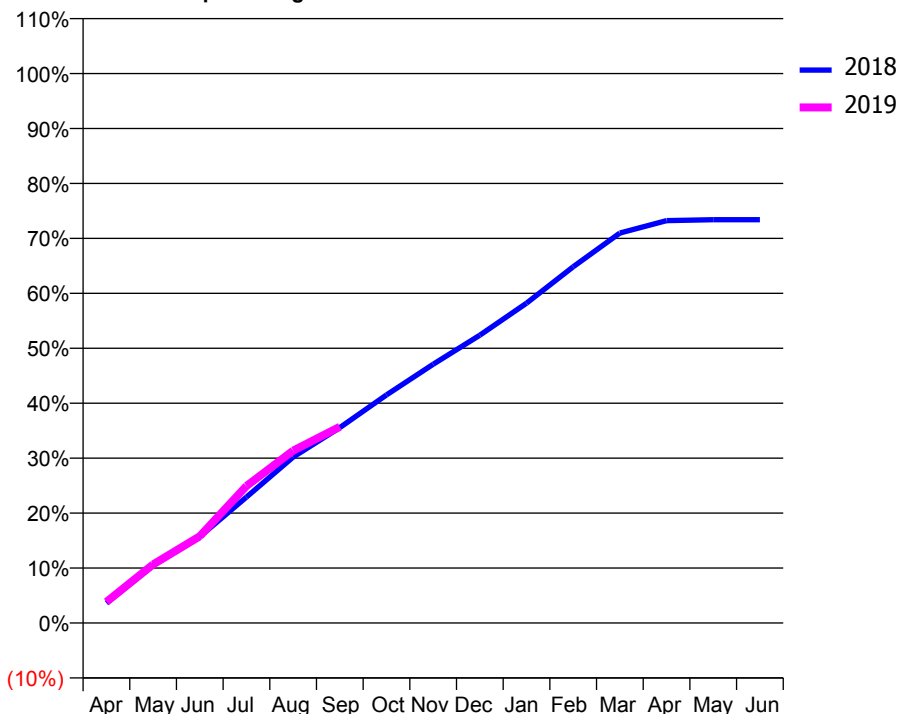
ACCESS*

Patients seen in 24 months	Total	Change since previous quarter
Quarter ending September 2017	10,524	
Quarter ending December 2017	10,468	→
Quarter ending March 2018	10,505	→
Quarter ending June 2018	10,423	→
Quarter ending September 2018	10,596	→
Variance since September 2017	0.7%	→



ACTIVITY

Cumulative percentage of contracted UDA delivered 2018 & 2019



Month	Adjusted Scheduled Activity (UDA)	
	2018	2019
April	1,053	1,113
May	3,045	3,094
June	4,557	4,575
July	6,644	7,229
August	8,760	9,098
September	10,313	10,353
October	12,035	
November	13,655	
December	15,189	
January	16,879	
February	18,797	
March	20,584	
April	21,233	
May	21,284	
June	21,285	

QUALITY

	Quantity	Base Number	Contract	AT	Region	England
% of FP17s for the same patient ID Re-attending within 3 months - Children	39	1,237	3.2%	9.2%	11.4%	11.6%
% of FP17s for the same patient ID Re-attending within 3 months - Adults	653	4,724	13.8%	12.5%	15.0%	15.5%
% of FP17s for the same patient ID Re-attending between 3 & 9 months - Children	450	1,237	36.4%	59.3%	59.9%	58.8%
% of FP17s for the same patient ID Re-attending between 3 & 9 months - Adults	1,280	4,724	27.1%	50.7%	52.0%	51.1%
% of FP17s for Band 1 Urgent Courses	635	5,515	11.5%	7.0%	8.0%	9.0%
% of FP17s Relating to Free Repair or Replacements	34	5,515	0.6%	0.8%	0.8%	0.8%
% of FP17s Relating to Continuations	2	5,515	0.0%	1.0%	0.9%	0.9%
% of Patients satisfied with the dentistry they have received	8	8	N/A	93.7%	93.5%	93.3%
% of Patients satisfied with the time they had to wait for an appointment	7	8	N/A	92.2%	89.1%	88.9%

* This is based on patients treated on this contract for their most recent course of treatment. Figures in italics indicate the base number of FP17s or Patient Questionnaire responses are less than 100. N/A is shown where the base number of responses is less than 10 during the period. % is calculated as Quantity/Base number*100

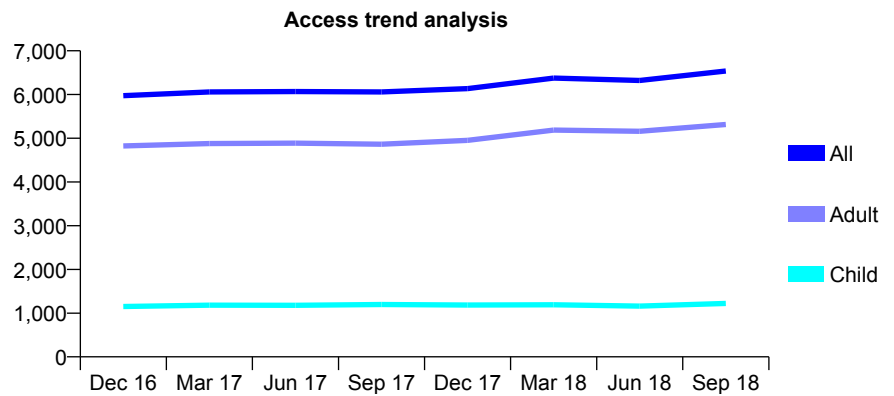
Q53 - Vital Signs At a Glance Contract Report for 176834/0001 - September 2018

Name or company name	Bewdley Dental Partnership
Contract type name	GDS Contract
Purpose of contract	General
Contract start date	01/02/2009
Contract end date	

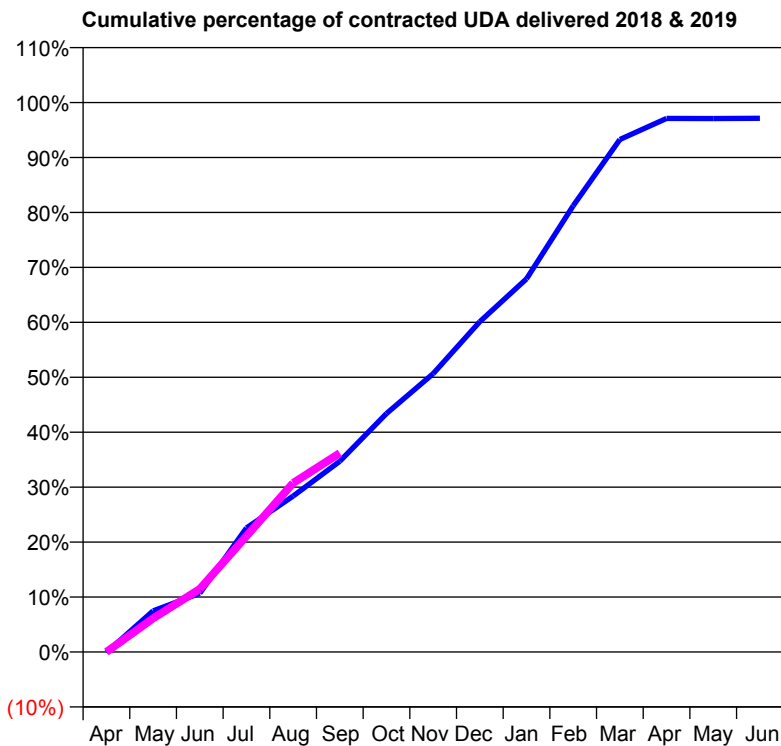
18/19 Contracted general activity (UDA)	20,370
Carry forward general activity (UDA)	585
18/19 Contracted orthodontic activity (UOA)	0
Carry forward orthodontic activity (UOA)	0
Baseline contract value	£669,490.14

ACCESS*

Patients seen in 24 months	Total	Change since previous quarter
Quarter ending September 2017	6,059	
Quarter ending December 2017	6,136	→
Quarter ending March 2018	6,377	↑
Quarter ending June 2018	6,321	→
Quarter ending September 2018	6,537	↑
Variance since September 2017	7.9%	↑



ACTIVITY



Adjusted Scheduled Activity (UDA)		
Month	2018	2019
April	-16	3
May	1,526	1,248
June	2,179	2,336
July	4,600	4,300
August	5,779	6,266
September	7,071	7,375
October	8,840	
November	10,321	
December	12,245	
January	13,833	
February	16,544	
March	18,998	
April	19,782	
May	19,776	
June	19,785	

QUALITY

	Quantity	Base Number	Contract	AT	Region	England
% of FP17s for the same patient ID Re-attending within 3 months - Children	33	905	3.6%	9.2%	11.4%	11.6%
% of FP17s for the same patient ID Re-attending within 3 months - Adults	291	2,869	10.1%	12.5%	15.0%	15.5%
% of FP17s for the same patient ID Re-attending between 3 & 9 months - Children	566	905	62.5%	59.3%	59.9%	58.8%
% of FP17s for the same patient ID Re-attending between 3 & 9 months - Adults	1,676	2,869	58.4%	50.7%	52.0%	51.1%
% of FP17s for Band 1 Urgent Courses	74	3,469	2.1%	7.0%	8.0%	9.0%
% of FP17s Relating to Free Repair or Replacements	46	3,469	1.3%	0.8%	0.8%	0.8%
% of FP17s Relating to Continuations	25	3,469	0.7%	1.0%	0.9%	0.9%
% of Patients satisfied with the dentistry they have received	4	4	N/A	93.7%	93.5%	93.3%
% of Patients satisfied with the time they had to wait for an appointment	3	4	N/A	92.2%	89.1%	88.9%

* This is based on patients treated on this contract for their most recent course of treatment. Figures in italics indicate the base number of FP17s or Patient Questionnaire responses are less than 100. N/A is shown where the base number of responses is less than 10 during the period. % is calculated as Quantity/Base number*100

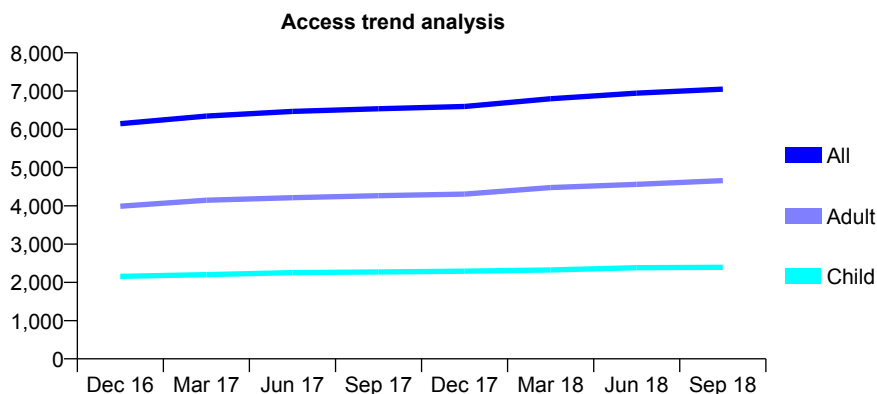
Q53 - Vital Signs At a Glance Contract Report for 177040/0001 - September 2018

Name or company name	Mr S B Ahmed Mulgund and Mrs S S Mulgund
Contract type name	GDS Contract
Purpose of contract	General
Contract start date	01/12/2014
Contract end date	

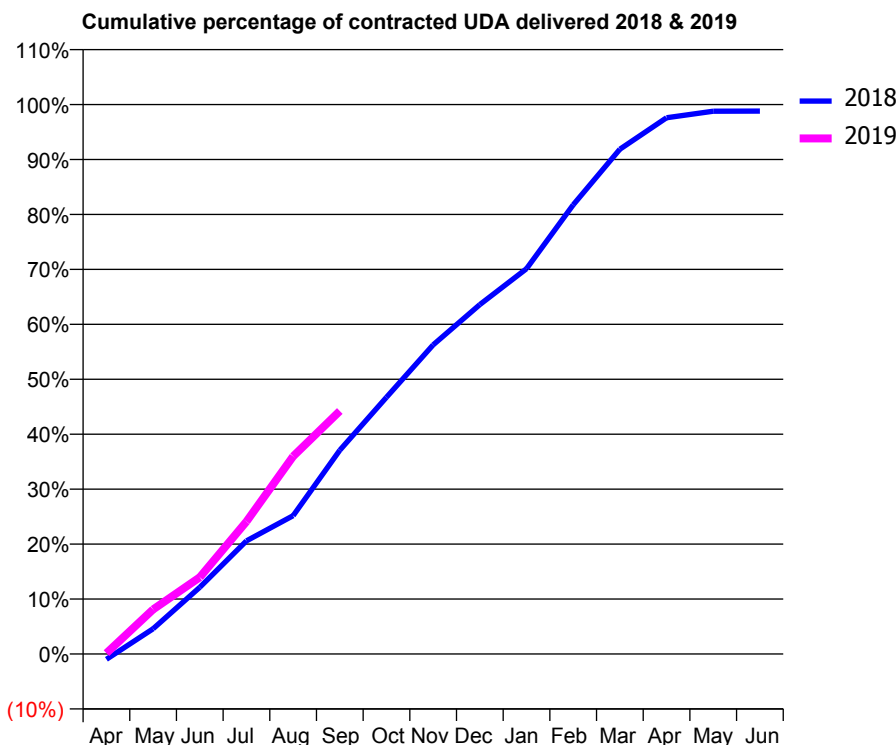
18/19 Contracted general activity (UDA)	14,774
Carry forward general activity (UDA)	176
18/19 Contracted orthodontic activity (UOA)	0
Carry forward orthodontic activity (UOA)	0
Baseline contract value	£388,086.18

ACCESS*

Patients seen in 24 months	Total	Change since previous quarter
Quarter ending September 2017	6,537	
Quarter ending December 2017	6,598	→
Quarter ending March 2018	6,800	↑
Quarter ending June 2018	6,944	↑
Quarter ending September 2018	7,051	→
Variance since September 2017	7.9%	↑



ACTIVITY



Month	Adjusted Scheduled Activity (UDA)	
	2018	2019
April	-146	22
May	680	1,200
June	1,796	2,062
July	3,041	3,562
August	3,720	5,316
September	5,478	6,534
October	6,905	
November	8,312	
December	9,395	
January	10,360	
February	12,076	
March	13,572	
April	14,419	
May	14,594	
June	14,597	

QUALITY

	Quantity	Base Number	Contract	AT	Region	England
% of FP17s for the same patient ID Re-attending within 3 months - Children	59	1,385	4.3%	9.2%	11.4%	11.6%
% of FP17s for the same patient ID Re-attending within 3 months - Adults	195	2,252	8.7%	12.5%	15.0%	15.5%
% of FP17s for the same patient ID Re-attending between 3 & 9 months - Children	769	1,385	55.5%	59.3%	59.9%	58.8%
% of FP17s for the same patient ID Re-attending between 3 & 9 months - Adults	992	2,252	44.0%	50.7%	52.0%	51.1%
% of FP17s for Band 1 Urgent Courses	2	2,818	0.1%	7.0%	8.0%	9.0%
% of FP17s Relating to Free Repair or Replacements	2	2,818	0.1%	0.8%	0.8%	0.8%
% of FP17s Relating to Continuations	1	2,818	0.0%	1.0%	0.9%	0.9%
% of Patients satisfied with the dentistry they have received	2	3	N/A	93.7%	93.5%	93.3%
% of Patients satisfied with the time they had to wait for an appointment	2	3	N/A	92.2%	89.1%	88.9%

* This is based on patients treated on this contract for their most recent course of treatment. Figures in italics indicate the base number of FP17s or Patient Questionnaire responses are less than 100. N/A is shown where the base number of responses is less than 10 during the period. % is calculated as Quantity/Base number*100

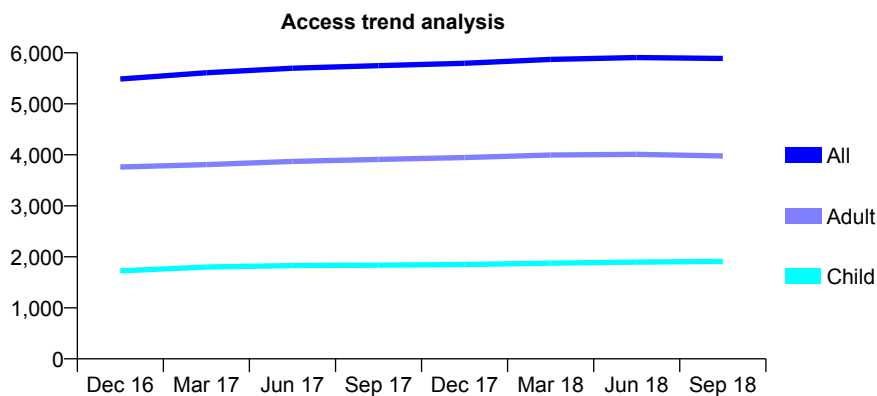
Q53 - Vital Signs At a Glance Contract Report for 179531/0001 - September 2018

Name or company name	Mr & Mrs Parvis
Contract type name	GDS Contract
Purpose of contract	General and Orthodontic
Contract start date	01/07/2013
Contract end date	

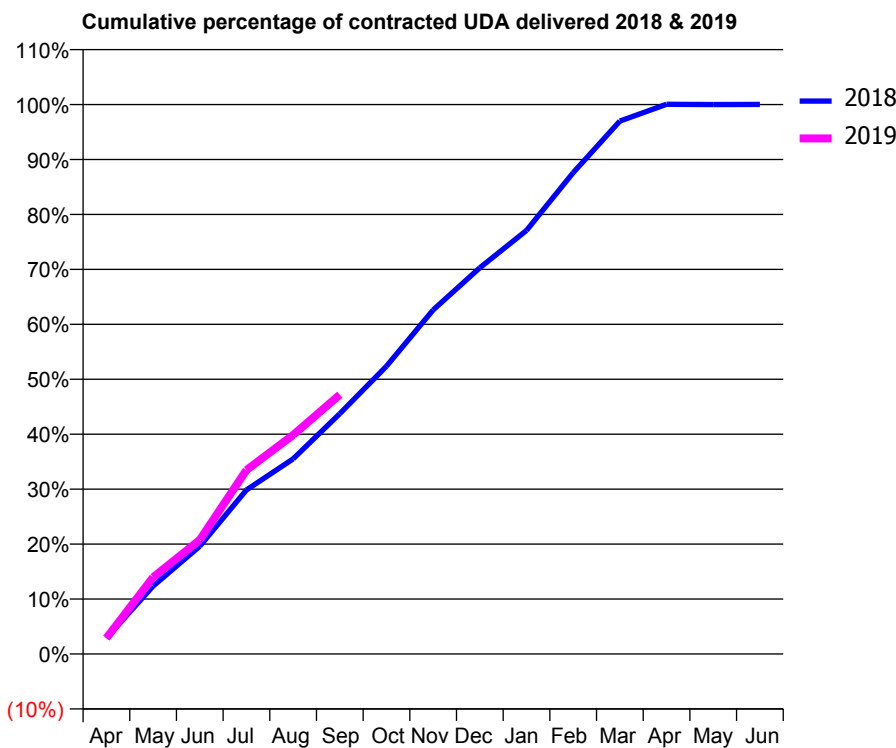
18/19 Contracted general activity (UDA)	14,510
Carry forward general activity (UDA)	-1
18/19 Contracted orthodontic activity (UOA)	106
Carry forward orthodontic activity (UOA)	-1
Baseline contract value	£365,767.35

ACCESS*

Patients seen in 24 months	Total	Change since previous quarter
Quarter ending September 2017	5,748	
Quarter ending December 2017	5,795	→
Quarter ending March 2018	5,870	→
Quarter ending June 2018	5,908	→
Quarter ending September 2018	5,889	→
Variance since September 2017	2.5%	↑



ACTIVITY



Month	Adjusted Scheduled Activity (UDA)	
	2018	2019
April	421	421
May	1,795	2,026
June	2,848	3,011
July	4,332	4,859
August	5,155	5,783
September	6,347	6,848
October	7,601	
November	9,088	
December	10,200	
January	11,187	
February	12,710	
March	14,073	
April	14,516	
May	14,508	
June	14,511	

QUALITY

	Quantity	Base Number	Contract	AT	Region	England
% of FP17s for the same patient ID Re-attending within 3 months - Children	111	1,441	7.7%	9.2%	11.4%	11.6%
% of FP17s for the same patient ID Re-attending within 3 months - Adults	338	2,493	13.6%	12.5%	15.0%	15.5%
% of FP17s for the same patient ID Re-attending between 3 & 9 months - Children	891	1,441	61.8%	59.3%	59.9%	58.8%
% of FP17s for the same patient ID Re-attending between 3 & 9 months - Adults	1,378	2,493	55.3%	50.7%	52.0%	51.1%
% of FP17s for Band 1 Urgent Courses	92	3,699	2.5%	7.0%	8.0%	9.0%
% of FP17s Relating to Free Repair or Replacements	18	3,699	0.5%	0.8%	0.8%	0.8%
% of FP17s Relating to Continuations	4	3,699	0.1%	1.0%	0.9%	0.9%
% of Patients satisfied with the dentistry they have received	3	4	N/A	93.7%	93.5%	93.3%
% of Patients satisfied with the time they had to wait for an appointment	2	4	N/A	92.2%	89.1%	88.9%

* This is based on patients treated on this contract for their most recent course of treatment. Figures in italics indicate the base number of FP17s or Patient Questionnaire responses are less than 100. N/A is shown where the base number of responses is less than 10 during the period. % is calculated as Quantity/Base number*100

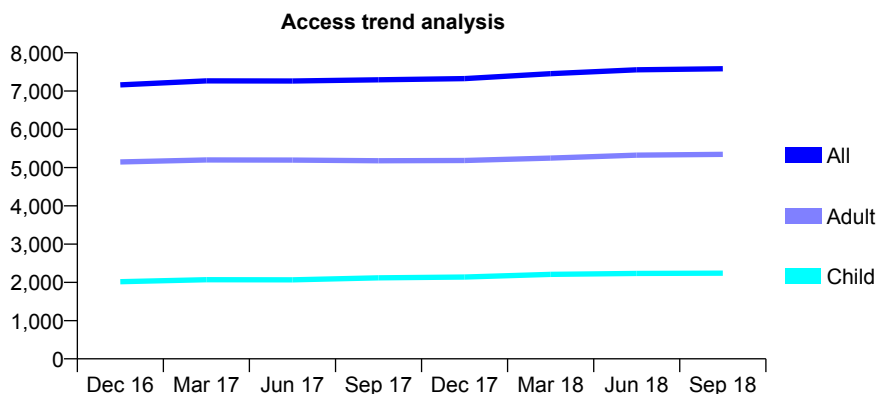
Q53 - Vital Signs At a Glance Contract Report for 179531/0002 - September 2018

Name or company name	Mr & Mrs Parvis
Contract type name	GDS Contract
Purpose of contract	General and Orthodontic
Contract start date	01/07/2013
Contract end date	

18/19 Contracted general activity (UDA)	16,334
Carry forward general activity (UDA)	-35
18/19 Contracted orthodontic activity (UOA)	264
Carry forward orthodontic activity (UOA)	7
Baseline contract value	£433,199.60

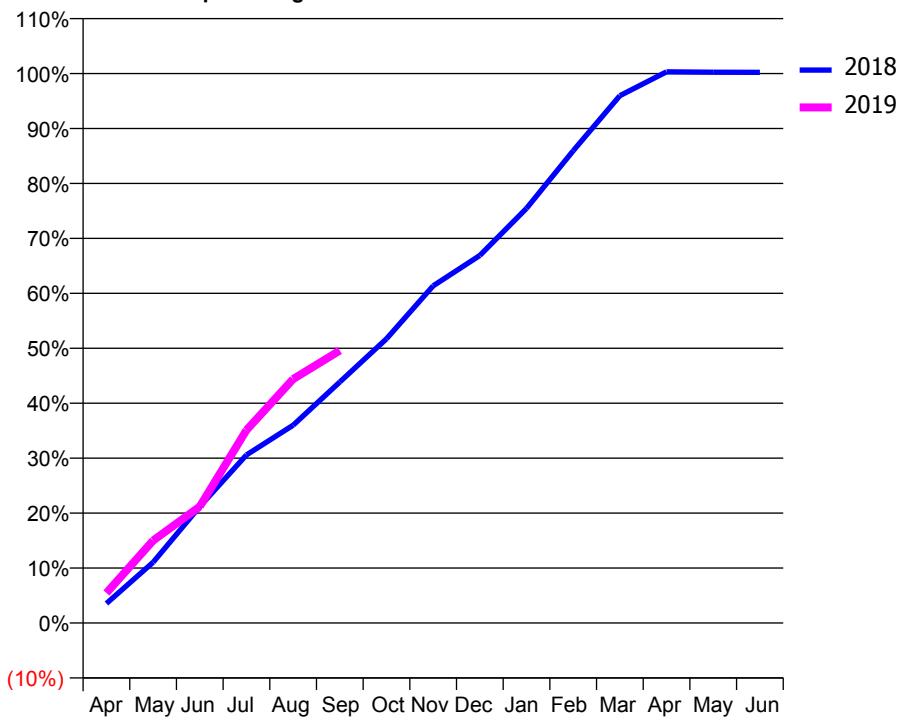
ACCESS*

Patients seen in 24 months	Total	Change since previous quarter
Quarter ending September 2017	7,295	
Quarter ending December 2017	7,325	→
Quarter ending March 2018	7,454	→
Quarter ending June 2018	7,556	→
Quarter ending September 2018	7,583	→
Variance since September 2017	3.9%	↑



ACTIVITY

Cumulative percentage of contracted UDA delivered 2018 & 2019



Adjusted Scheduled Activity (UDA)

Month	2018	2019
April	582	894
May	1,807	2,453
June	3,464	3,464
July	4,995	5,733
August	5,882	7,252
September	7,164	8,099
October	8,449	
November	10,022	
December	10,925	
January	12,325	
February	14,036	
March	15,677	
April	16,386	
May	16,372	
June	16,369	

QUALITY

	Quantity	Base Number	Contract	AT	Region	England
% of FP17s for the same patient ID Re-attending within 3 months - Children	107	1,717	6.2%	9.2%	11.4%	11.6%
% of FP17s for the same patient ID Re-attending within 3 months - Adults	497	3,594	13.8%	12.5%	15.0%	15.5%
% of FP17s for the same patient ID Re-attending between 3 & 9 months - Children	1,118	1,717	65.1%	59.3%	59.9%	58.8%
% of FP17s for the same patient ID Re-attending between 3 & 9 months - Adults	1,949	3,594	54.2%	50.7%	52.0%	51.1%
% of FP17s for Band 1 Urgent Courses	179	4,541	3.9%	7.0%	8.0%	9.0%
% of FP17s Relating to Free Repair or Replacements	19	4,541	0.4%	0.8%	0.8%	0.8%
% of FP17s Relating to Continuations	6	4,541	0.1%	1.0%	0.9%	0.9%
% of Patients satisfied with the dentistry they have received	13	14	92.9%	93.7%	93.5%	93.3%
% of Patients satisfied with the time they had to wait for an appointment	12	14	85.7%	92.2%	89.1%	88.9%

* This is based on patients treated on this contract for their most recent course of treatment. Figures in italics indicate the base number of FP17s or Patient Questionnaire responses are less than 100. N/A is shown where the base number of responses is less than 10 during the period. % is calculated as Quantity/Base number*100

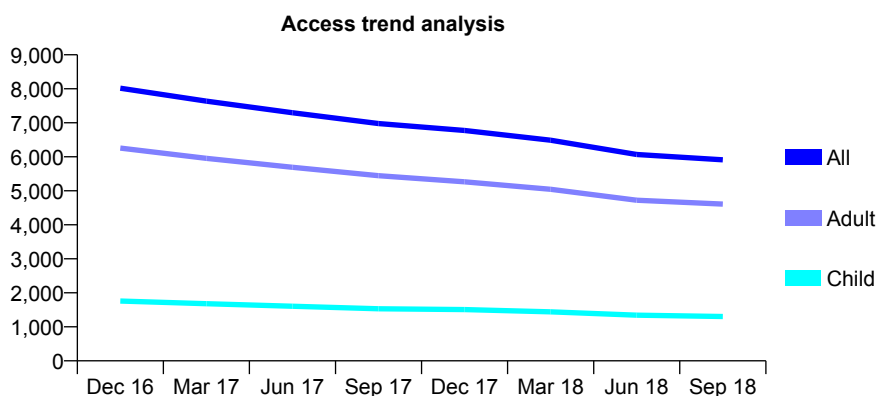
Q53 - Vital Signs At a Glance Contract Report for 180122/0002 - September 2018

Name or company name	IDH Limited
Contract type name	GDS Contract
Purpose of contract	General
Contract start date	01/09/2008
Contract end date	

18/19 Contracted general activity (UDA)	24,615
Carry forward general activity (UDA)	0
18/19 Contracted orthodontic activity (UOA)	0
Carry forward orthodontic activity (UOA)	0
Baseline contract value	£722,704.81

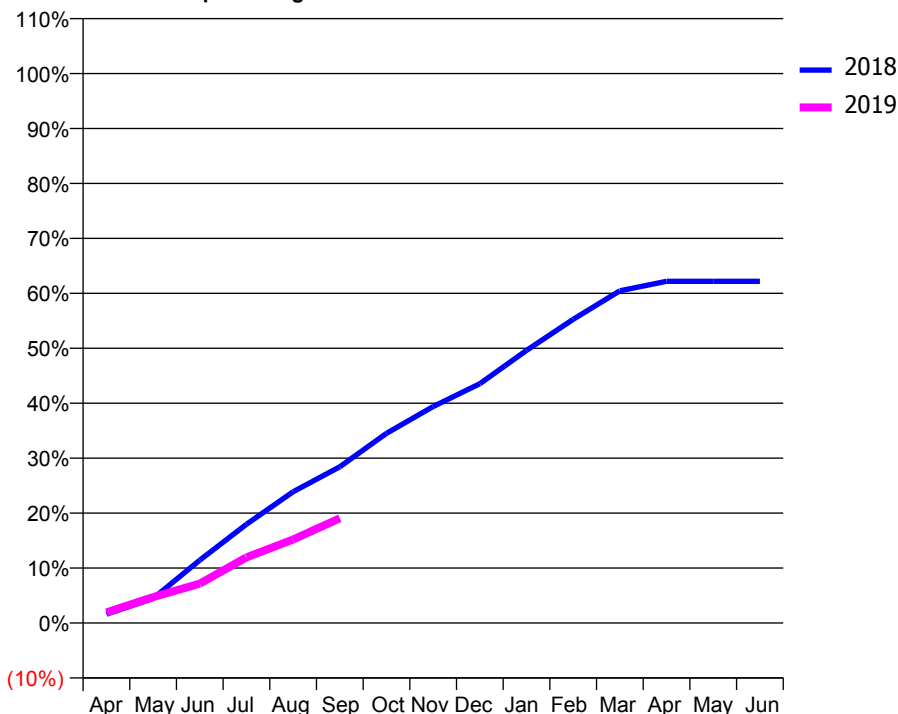
ACCESS*

Patients seen in 24 months	Total	Change since previous quarter
Quarter ending September 2017	6,977	
Quarter ending December 2017	6,773	↓
Quarter ending March 2018	6,488	↓
Quarter ending June 2018	6,069	↓
Quarter ending September 2018	5,913	↓
Variance since September 2017	(15.3%)	↓



ACTIVITY

Cumulative percentage of contracted UDA delivered 2018 & 2019



Adjusted Scheduled Activity (UDA)

Month	2018	2019
April	398	474
May	1,103	1,164
June	2,819	1,767
July	4,423	2,940
August	5,880	3,742
September	7,000	4,693
October	8,495	
November	9,698	
December	10,718	
January	12,210	
February	13,602	
March	14,881	
April	15,305	
May	15,305	
June	15,305	

QUALITY

	Quantity	Base Number	Contract	AT	Region	England
% of FP17s for the same patient ID Re-attending within 3 months - Children	42	678	6.2%	9.2%	11.4%	11.6%
% of FP17s for the same patient ID Re-attending within 3 months - Adults	254	2,415	10.5%	12.5%	15.0%	15.5%
% of FP17s for the same patient ID Re-attending between 3 & 9 months - Children	345	678	50.9%	59.3%	59.9%	58.8%
% of FP17s for the same patient ID Re-attending between 3 & 9 months - Adults	1,207	2,415	50.0%	50.7%	52.0%	51.1%
% of FP17s for Band 1 Urgent Courses	305	2,862	10.7%	7.0%	8.0%	9.0%
% of FP17s Relating to Free Repair or Replacements	40	2,862	1.4%	0.8%	0.8%	0.8%
% of FP17s Relating to Continuations	18	2,862	0.6%	1.0%	0.9%	0.9%
% of Patients satisfied with the dentistry they have received	4	5	N/A	93.7%	93.5%	93.3%
% of Patients satisfied with the time they had to wait for an appointment	3	5	N/A	92.2%	89.1%	88.9%

* This is based on patients treated on this contract for their most recent course of treatment. Figures in italics indicate the base number of FP17s or Patient Questionnaire responses are less than 100. N/A is shown where the base number of responses is less than 10 during the period. % is calculated as Quantity/Base number*100

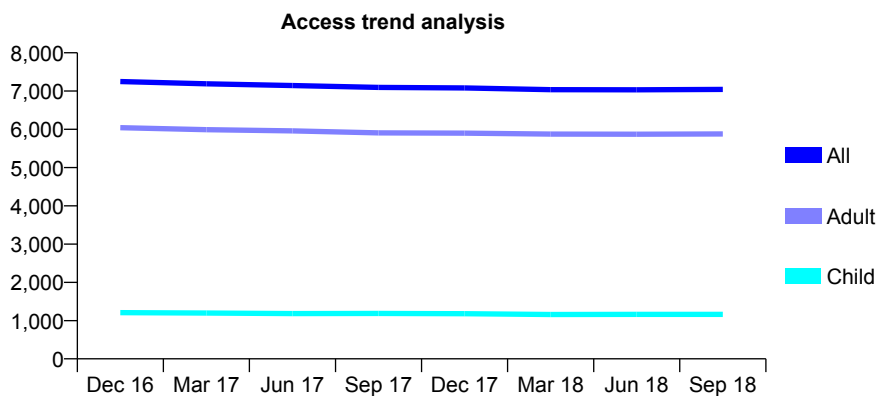
Q53 - Vital Signs At a Glance Contract Report for 180793/0001 - September 2018

Name or company name	Coleshill Smile Care Limited
Contract type name	GDS Contract
Purpose of contract	General
Contract start date	01/04/2014
Contract end date	

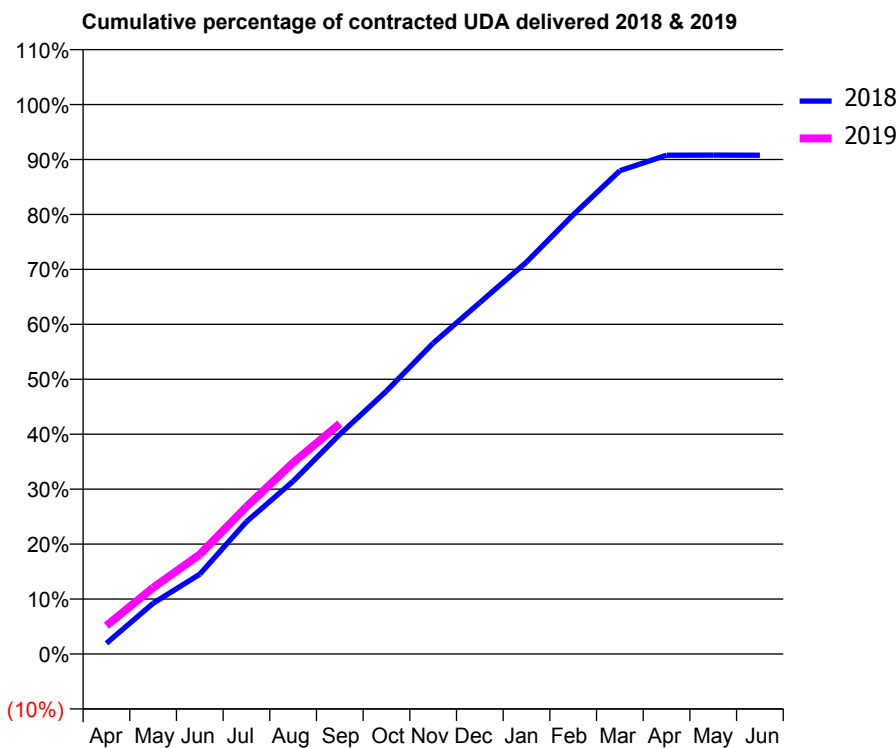
18/19 Contracted general activity (UDA)	20,993
Carry forward general activity (UDA)	0
18/19 Contracted orthodontic activity (UOA)	0
Carry forward orthodontic activity (UOA)	0
Baseline contract value	£607,635.17

ACCESS*

Patients seen in 24 months	Total	Change since previous quarter
Quarter ending September 2017	7,094	
Quarter ending December 2017	7,082	→
Quarter ending March 2018	7,036	→
Quarter ending June 2018	7,033	→
Quarter ending September 2018	7,042	→
Variance since September 2017	(0.7%)	→



ACTIVITY



Month	Adjusted Scheduled Activity (UDA)	
	2018	2019
April	408	1,083
May	1,940	2,533
June	3,049	3,802
July	5,056	5,627
August	6,598	7,315
September	8,392	8,800
October	10,046	
November	11,879	
December	13,427	
January	14,977	
February	16,778	
March	18,462	
April	19,056	
May	19,061	
June	19,055	

QUALITY

	Quantity	Base Number	Contract	AT	Region	England
% of FP17s for the same patient ID Re-attending within 3 months - Children	63	927	6.8%	9.2%	11.4%	11.6%
% of FP17s for the same patient ID Re-attending within 3 months - Adults	629	4,528	13.9%	12.5%	15.0%	15.5%
% of FP17s for the same patient ID Re-attending between 3 & 9 months - Children	563	927	60.7%	59.3%	59.9%	58.8%
% of FP17s for the same patient ID Re-attending between 3 & 9 months - Adults	2,688	4,528	59.4%	50.7%	52.0%	51.1%
% of FP17s for Band 1 Urgent Courses	516	5,121	10.1%	7.0%	8.0%	9.0%
% of FP17s Relating to Free Repair or Replacements	89	5,121	1.7%	0.8%	0.8%	0.8%
% of FP17s Relating to Continuations	40	5,121	0.8%	1.0%	0.9%	0.9%
% of Patients satisfied with the dentistry they have received	10	10	100.0%	93.7%	93.5%	93.3%
% of Patients satisfied with the time they had to wait for an appointment	9	10	90.0%	92.2%	89.1%	88.9%

* This is based on patients treated on this contract for their most recent course of treatment. Figures in italics indicate the base number of FP17s or Patient Questionnaire responses are less than 100. N/A is shown where the base number of responses is less than 10 during the period. % is calculated as Quantity/Base number*100

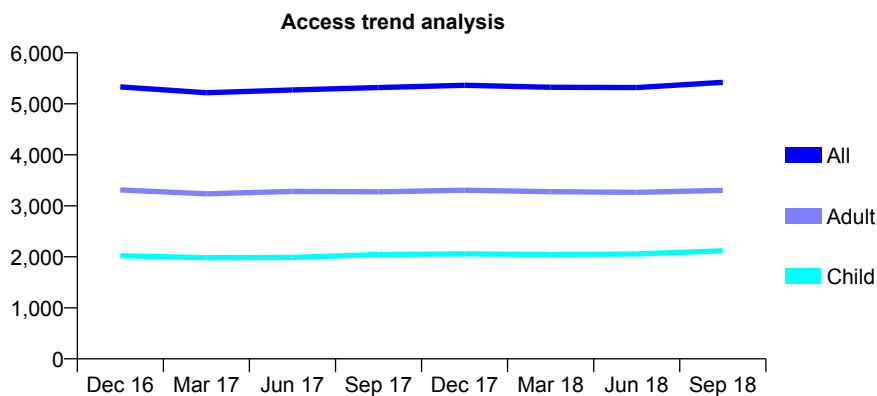
Q53 - Vital Signs At a Glance Contract Report for 181307/0001 - September 2018

Name or company name	Willenhall Dental Care
Contract type name	GDS Contract
Purpose of contract	General
Contract start date	01/09/2011
Contract end date	

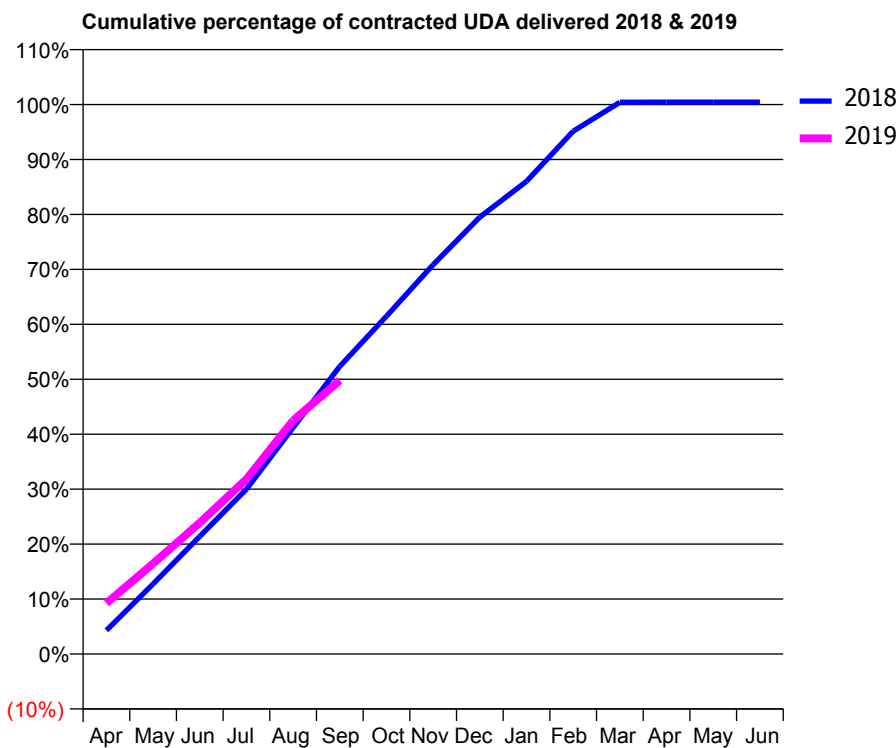
18/19 Contracted general activity (UDA)	12,679
Carry forward general activity (UDA)	-55
18/19 Contracted orthodontic activity (UOA)	0
Carry forward orthodontic activity (UOA)	0
Baseline contract value	£320,566.18

ACCESS*

Patients seen in 24 months	Total	Change since previous quarter
Quarter ending September 2017	5,320	
Quarter ending December 2017	5,364	→
Quarter ending March 2018	5,323	→
Quarter ending June 2018	5,318	→
Quarter ending September 2018	5,422	→
Variance since September 2017	1.9%	→



ACTIVITY



Month	Adjusted Scheduled Activity (UDA)	
	2018	2019
April	546	1,170
May	1,618	2,087
June	2,715	3,029
July	3,805	4,037
August	5,225	5,388
September	6,637	6,313
October	7,795	
November	8,984	
December	10,082	
January	10,904	
February	12,063	
March	12,730	
April	12,735	
May	12,735	
June	12,735	

QUALITY

	Quantity	Base Number	Contract	AT	Region	England
% of FP17s for the same patient ID Re-attending within 3 months - Children	11	1,493	0.7%	9.2%	11.4%	11.6%
% of FP17s for the same patient ID Re-attending within 3 months - Adults	27	2,013	1.3%	12.5%	15.0%	15.5%
% of FP17s for the same patient ID Re-attending between 3 & 9 months - Children	920	1,493	61.6%	59.3%	59.9%	58.8%
% of FP17s for the same patient ID Re-attending between 3 & 9 months - Adults	1,133	2,013	56.3%	50.7%	52.0%	51.1%
% of FP17s for Band 1 Urgent Courses	5	3,222	0.2%	7.0%	8.0%	9.0%
% of FP17s Relating to Free Repair or Replacements	0	3,222	0.0%	0.8%	0.8%	0.8%
% of FP17s Relating to Continuations	0	3,222	0.0%	1.0%	0.9%	0.9%
% of Patients satisfied with the dentistry they have received	3	4	N/A	93.7%	93.5%	93.3%
% of Patients satisfied with the time they had to wait for an appointment	4	4	N/A	92.2%	89.1%	88.9%

* This is based on patients treated on this contract for their most recent course of treatment. Figures in italics indicate the base number of FP17s or Patient Questionnaire responses are less than 100. N/A is shown where the base number of responses is less than 10 during the period. % is calculated as Quantity/Base number*100

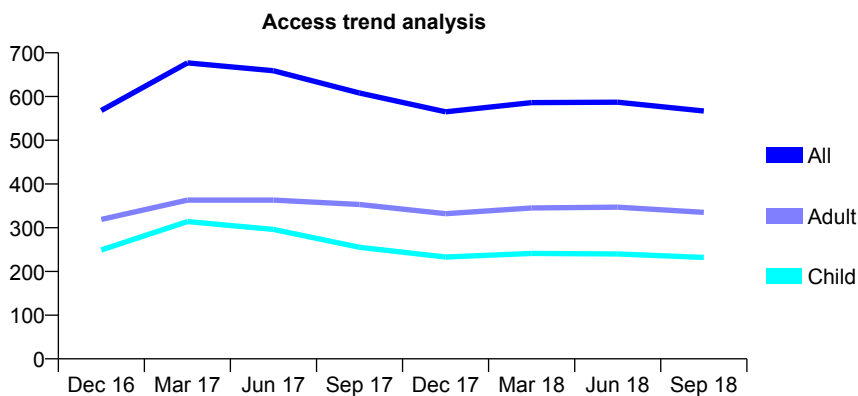
Q53 - Vital Signs At a Glance Contract Report for 182109/0001 - September 2018

Name or company name	Evesham Place Limited
Contract type name	GDS Contract
Purpose of contract	General
Contract start date	01/04/2015
Contract end date	

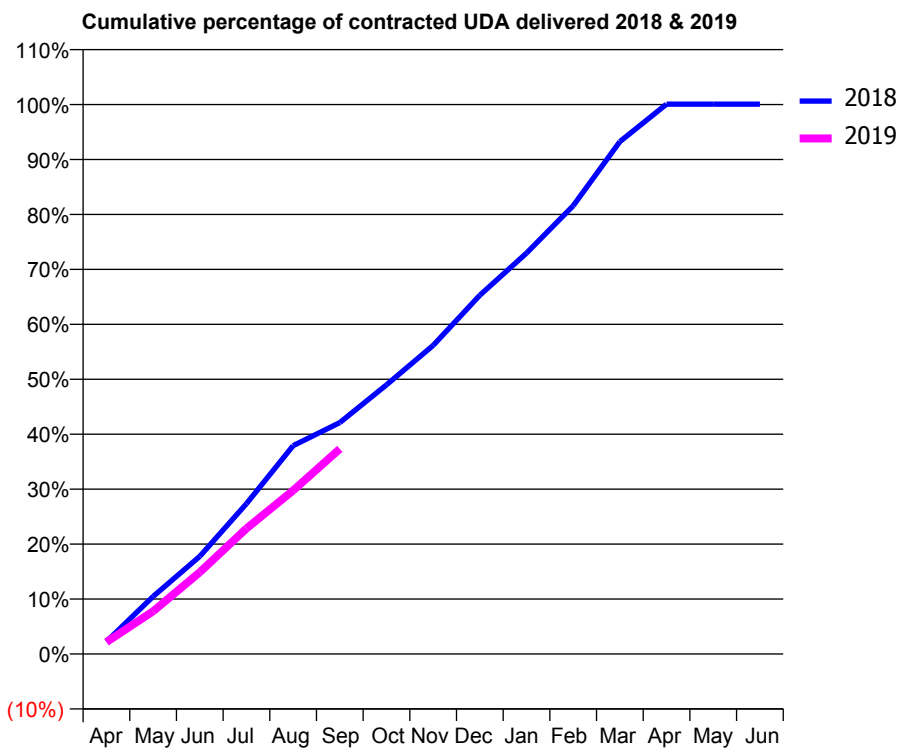
18/19 Contracted general activity (UDA)	1,452
Carry forward general activity (UDA)	-1
18/19 Contracted orthodontic activity (UOA)	0
Carry forward orthodontic activity (UOA)	0
Baseline contract value	£35,822.69

ACCESS*

Patients seen in 24 months	Total	Change since previous quarter
Quarter ending September 2017	608	
Quarter ending December 2017	565	↓
Quarter ending March 2018	586	↑
Quarter ending June 2018	587	→
Quarter ending September 2018	567	↓
Variance since September 2017	(6.7%)	↓



ACTIVITY



Adjusted Scheduled Activity (UDA)		
Month	2018	2019
April	33	32
May	152	113
June	258	216
July	397	332
August	551	432
September	612	542
October	711	
November	816	
December	948	
January	1,059	
February	1,184	
March	1,354	
April	1,453	
May	1,453	
June	1,453	

QUALITY

	Quantity	Base Number	Contract	AT	Region	England
% of FP17s for the same patient ID Re-attending within 3 months - Children	12	196	6.1%	9.2%	11.4%	11.6%
% of FP17s for the same patient ID Re-attending within 3 months - Adults	17	217	7.8%	12.5%	15.0%	15.5%
% of FP17s for the same patient ID Re-attending between 3 & 9 months - Children	129	196	65.8%	59.3%	59.9%	58.8%
% of FP17s for the same patient ID Re-attending between 3 & 9 months - Adults	83	217	38.2%	50.7%	52.0%	51.1%
% of FP17s for Band 1 Urgent Courses	20	367	5.4%	7.0%	8.0%	9.0%
% of FP17s Relating to Free Repair or Replacements	3	367	0.8%	0.8%	0.8%	0.8%
% of FP17s Relating to Continuations	3	367	0.8%	1.0%	0.9%	0.9%
% of Patients satisfied with the dentistry they have received	1	1	N/A	93.7%	93.5%	93.3%
% of Patients satisfied with the time they had to wait for an appointment	1	1	N/A	92.2%	89.1%	88.9%

* This is based on patients treated on this contract for their most recent course of treatment. Figures in italics indicate the base number of FP17s or Patient Questionnaire responses are less than 100. N/A is shown where the base number of responses is less than 10 during the period. % is calculated as Quantity/Base number*100

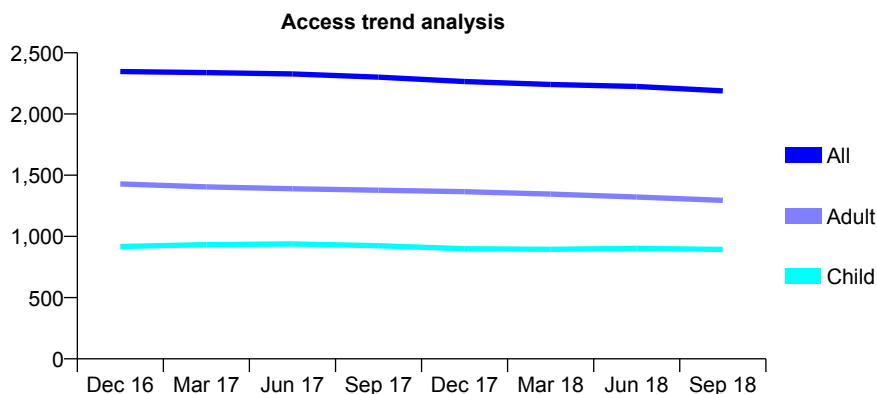
Q53 - Vital Signs At a Glance Contract Report for 187860/0001 - September 2018

Name or company name	Collins House Dental Surgery
Contract type name	GDS Contract
Purpose of contract	General
Contract start date	01/04/2006
Contract end date	

18/19 Contracted general activity (UDA)	7,000
Carry forward general activity (UDA)	0
18/19 Contracted orthodontic activity (UOA)	0
Carry forward orthodontic activity (UOA)	0
Baseline contract value	£209,193.29

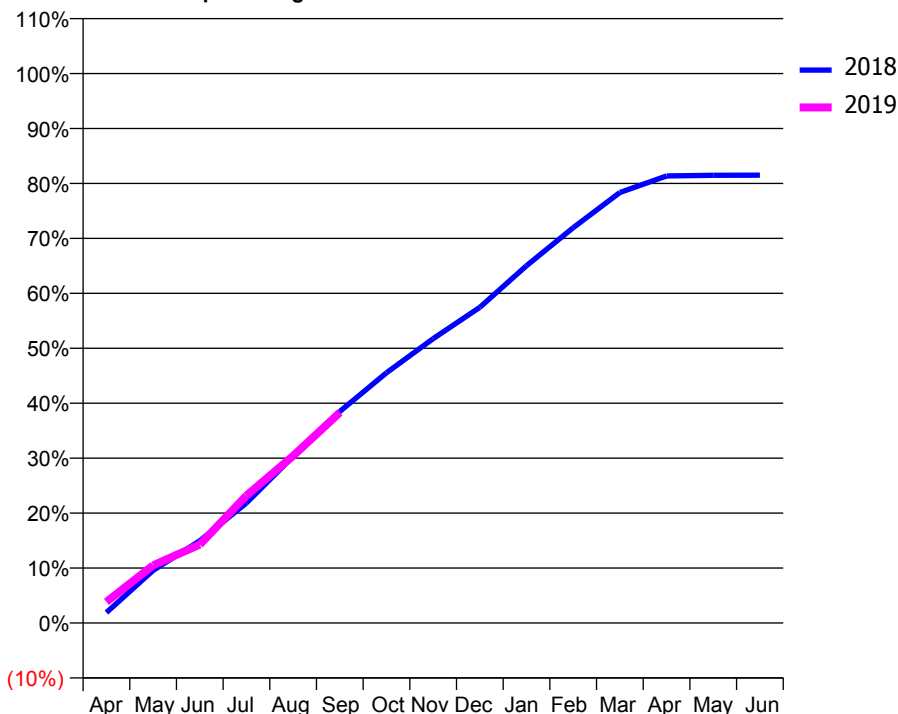
ACCESS*

Patients seen in 24 months	Total	Change since previous quarter
Quarter ending September 2017	2,301	
Quarter ending December 2017	2,265	↓
Quarter ending March 2018	2,241	↓
Quarter ending June 2018	2,225	→
Quarter ending September 2018	2,189	↓
Variance since September 2017	(4.9%)	↓



ACTIVITY

Cumulative percentage of contracted UDA delivered 2018 & 2019



Adjusted Scheduled Activity (UDA)

Month	2018	2019
April	133	269
May	670	734
June	1,048	999
July	1,529	1,623
August	2,122	2,130
September	2,694	2,681
October	3,188	
November	3,622	
December	4,022	
January	4,551	
February	5,036	
March	5,483	
April	5,695	
May	5,703	
June	5,706	

QUALITY

	Quantity	Base Number	Contract	AT	Region	England
% of FP17s for the same patient ID Re-attending within 3 months - Children	34	821	4.1%	9.2%	11.4%	11.6%
% of FP17s for the same patient ID Re-attending within 3 months - Adults	87	1,050	8.3%	12.5%	15.0%	15.5%
% of FP17s for the same patient ID Re-attending between 3 & 9 months - Children	607	821	73.9%	59.3%	59.9%	58.8%
% of FP17s for the same patient ID Re-attending between 3 & 9 months - Adults	800	1,050	76.2%	50.7%	52.0%	51.1%
% of FP17s for Band 1 Urgent Courses	55	1,698	3.2%	7.0%	8.0%	9.0%
% of FP17s Relating to Free Repair or Replacements	0	1,698	0.0%	0.8%	0.8%	0.8%
% of FP17s Relating to Continuations	16	1,698	0.9%	1.0%	0.9%	0.9%
% of Patients satisfied with the dentistry they have received	1	1	N/A	93.7%	93.5%	93.3%
% of Patients satisfied with the time they had to wait for an appointment	1	1	N/A	92.2%	89.1%	88.9%

* This is based on patients treated on this contract for their most recent course of treatment. Figures in italics indicate the base number of FP17s or Patient Questionnaire responses are less than 100. N/A is shown where the base number of responses is less than 10 during the period. % is calculated as Quantity/Base number*100

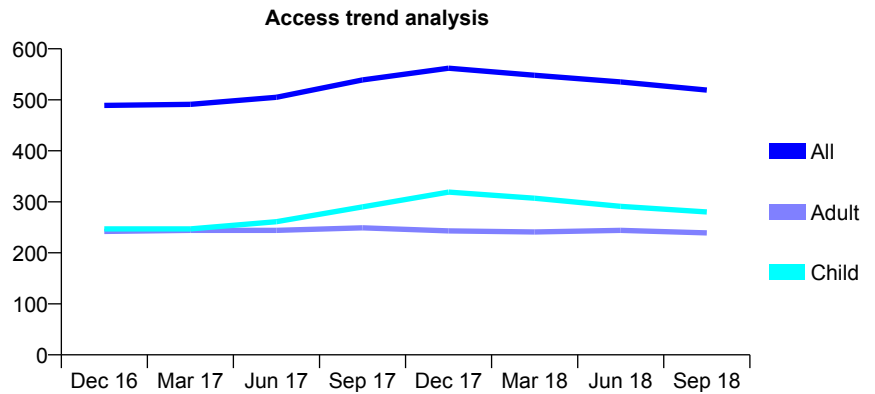
Q53 - Vital Signs At a Glance Contract Report for 189863/0001 - September 2018

Name or company name	David Holloman Dentistry Ltd
Contract type name	GDS Contract
Purpose of contract	General
Contract start date	01/04/2012
Contract end date	

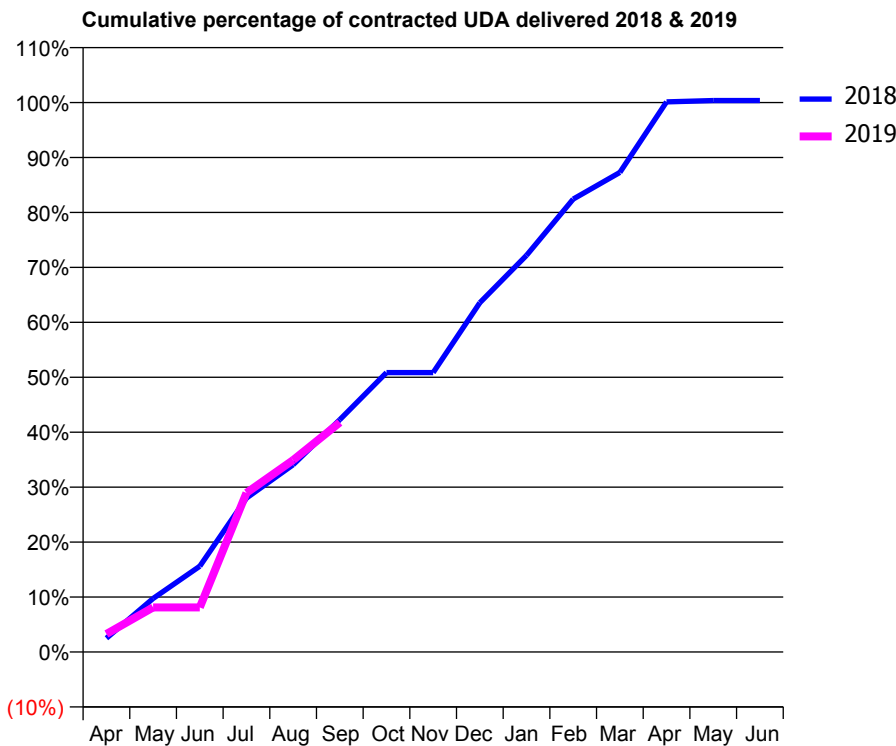
18/19 Contracted general activity (UDA)	1,678
Carry forward general activity (UDA)	-6
18/19 Contracted orthodontic activity (UOA)	0
Carry forward orthodontic activity (UOA)	0
Baseline contract value	£41,283.72

ACCESS*

Patients seen in 24 months	Total	Change since previous quarter
Quarter ending September 2017	539	
Quarter ending December 2017	562	↑
Quarter ending March 2018	548	↓
Quarter ending June 2018	535	↓
Quarter ending September 2018	519	↓
Variance since September 2017	(3.7%)	↓



ACTIVITY



Month	Adjusted Scheduled Activity (UDA)	
	2018	2019
April	42	55
May	164	136
June	262	136
July	470	486
August	572	586
September	709	701
October	853	
November	853	
December	1,067	
January	1,211	
February	1,383	
March	1,464	
April	1,680	
May	1,684	
June	1,684	

QUALITY

	Quantity	Base Number	Contract	AT	Region	England
% of FP17s for the same patient ID Re-attending within 3 months - Children	50	313	16.0%	9.2%	11.4%	11.6%
% of FP17s for the same patient ID Re-attending within 3 months - Adults	45	205	22.0%	12.5%	15.0%	15.5%
% of FP17s for the same patient ID Re-attending between 3 & 9 months - Children	196	313	62.6%	59.3%	59.9%	58.8%
% of FP17s for the same patient ID Re-attending between 3 & 9 months - Adults	112	205	54.6%	50.7%	52.0%	51.1%
% of FP17s for Band 1 Urgent Courses	15	398	3.8%	7.0%	8.0%	9.0%
% of FP17s Relating to Free Repair or Replacements	0	398	0.0%	0.8%	0.8%	0.8%
% of FP17s Relating to Continuations	2	398	0.5%	1.0%	0.9%	0.9%
% of Patients satisfied with the dentistry they have received	0	0	N/A	93.7%	93.5%	93.3%
% of Patients satisfied with the time they had to wait for an appointment	0	0	N/A	92.2%	89.1%	88.9%

* This is based on patients treated on this contract for their most recent course of treatment. Figures in italics indicate the base number of FP17s or Patient Questionnaire responses are less than 100. N/A is shown where the base number of responses is less than 10 during the period. % is calculated as Quantity/Base number*100

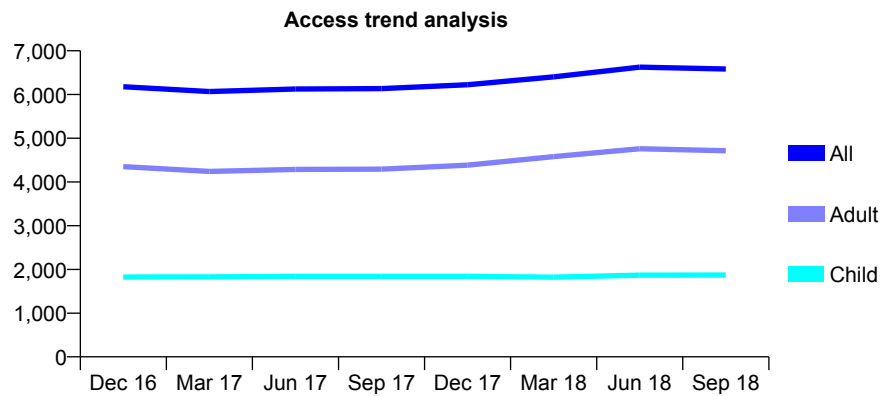
Q53 - Vital Signs At a Glance Contract Report for 190454/0001 - September 2018

Name or company name	Malvern Hills Dental Care
Contract type name	GDS Contract
Purpose of contract	General
Contract start date	01/11/2012
Contract end date	

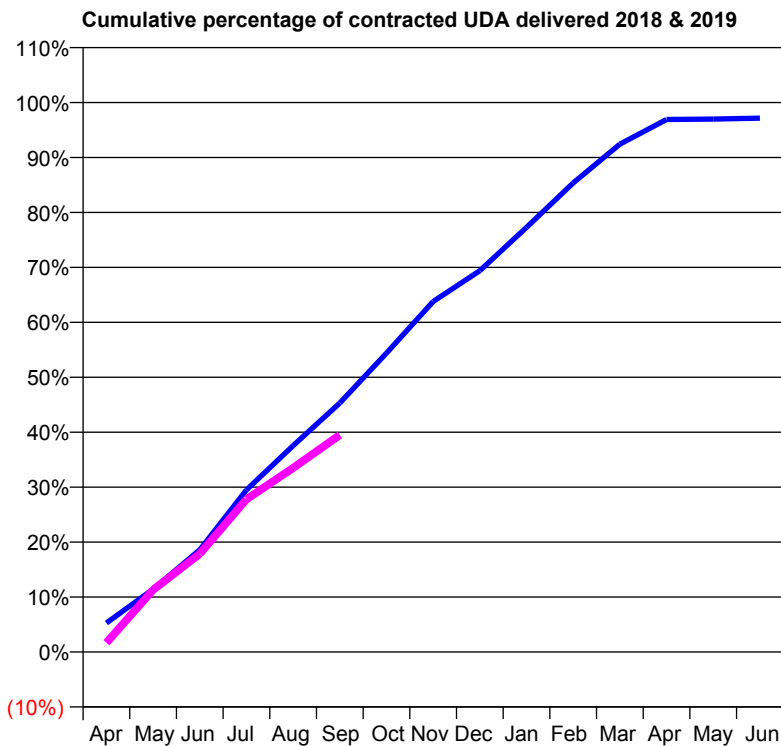
18/19 Contracted general activity (UDA)	18,773
Carry forward general activity (UDA)	533
18/19 Contracted orthodontic activity (UOA)	0
Carry forward orthodontic activity (UOA)	0
Baseline contract value	£422,777.45

ACCESS*

Patients seen in 24 months	Total	Change since previous quarter
Quarter ending September 2017	6,134	
Quarter ending December 2017	6,225	→
Quarter ending March 2018	6,403	↑
Quarter ending June 2018	6,627	↑
Quarter ending September 2018	6,583	→
Variance since September 2017	7.3%	↑



ACTIVITY



Adjusted Scheduled Activity (UDA)		
Month	2018	2019
April	992	318
May	2,148	2,126
June	3,494	3,357
July	5,536	5,217
August	7,051	6,291
September	8,509	7,413
October	10,210	
November	11,976	
December	13,029	
January	14,508	
February	16,024	
March	17,348	
April	18,191	
May	18,209	
June	18,240	

QUALITY

	Quantity	Base Number	Contract	AT	Region	England
% of FP17s for the same patient ID Re-attending within 3 months - Children	112	1,416	7.9%	9.2%	11.4%	11.6%
% of FP17s for the same patient ID Re-attending within 3 months - Adults	368	2,780	13.2%	12.5%	15.0%	15.5%
% of FP17s for the same patient ID Re-attending between 3 & 9 months - Children	803	1,416	56.7%	59.3%	59.9%	58.8%
% of FP17s for the same patient ID Re-attending between 3 & 9 months - Adults	1,193	2,780	42.9%	50.7%	52.0%	51.1%
% of FP17s for Band 1 Urgent Courses	158	3,734	4.2%	7.0%	8.0%	9.0%
% of FP17s Relating to Free Repair or Replacements	45	3,734	1.2%	0.8%	0.8%	0.8%
% of FP17s Relating to Continuations	45	3,734	1.2%	1.0%	0.9%	0.9%
% of Patients satisfied with the dentistry they have received	5	6	N/A	93.7%	93.5%	93.3%
% of Patients satisfied with the time they had to wait for an appointment	6	6	N/A	92.2%	89.1%	88.9%

* This is based on patients treated on this contract for their most recent course of treatment. Figures in italics indicate the base number of FP17s or Patient Questionnaire responses are less than 100. N/A is shown where the base number of responses is less than 10 during the period. % is calculated as Quantity/Base number*100

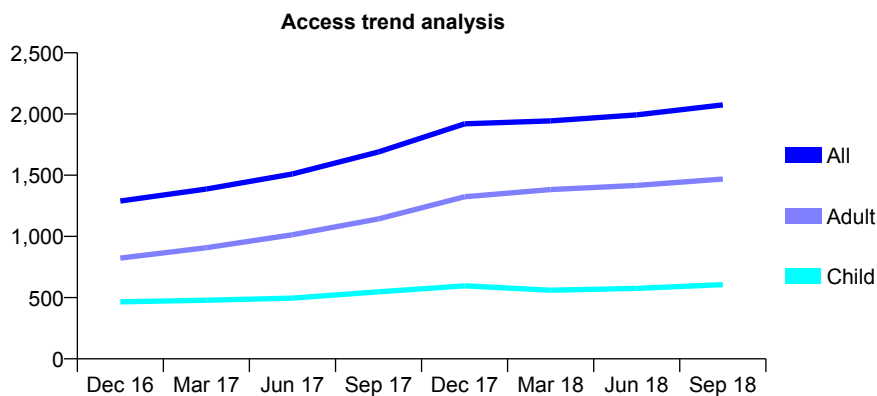
Q53 - Vital Signs At a Glance Contract Report for 190594/0002 - September 2018

Name or company name	Mercian House Dental Practice
Contract type name	GDS Contract
Purpose of contract	General
Contract start date	01/06/2012
Contract end date	

18/19 Contracted general activity (UDA)	3,374
Carry forward general activity (UDA)	-67
18/19 Contracted orthodontic activity (UOA)	0
Carry forward orthodontic activity (UOA)	0
Baseline contract value	£134,673.80

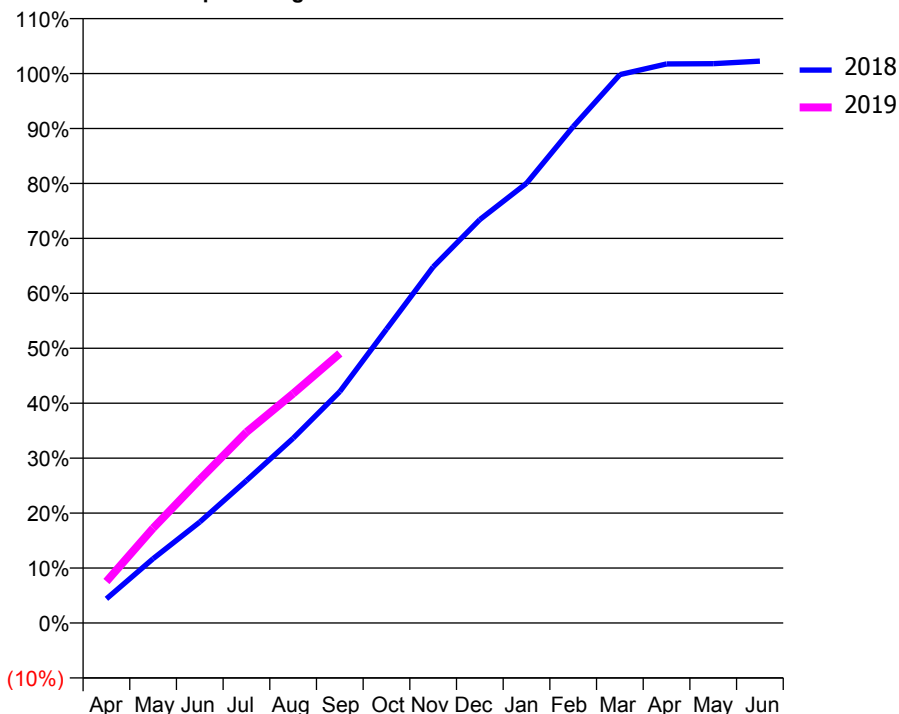
ACCESS*

Patients seen in 24 months	Total	Change since previous quarter
Quarter ending September 2017	1,690	
Quarter ending December 2017	1,920	↑
Quarter ending March 2018	1,944	→
Quarter ending June 2018	1,993	↑
Quarter ending September 2018	2,075	↑
Variance since September 2017	22.8%	↑



ACTIVITY

Cumulative percentage of contracted UDA delivered 2018 & 2019



Adjusted Scheduled Activity (UDA)

Month	2018	2019
April	148	255
May	395	583
June	620	881
July	875	1,172
August	1,135	1,409
September	1,421	1,655
October	1,804	
November	2,187	
December	2,477	
January	2,700	
February	3,048	
March	3,367	
April	3,433	
May	3,435	
June	3,450	

QUALITY

	Quantity	Base Number	Contract	AT	Region	England
% of FP17s for the same patient ID Re-attending within 3 months - Children	8	471	1.7%	9.2%	11.4%	11.6%
% of FP17s for the same patient ID Re-attending within 3 months - Adults	78	981	8.0%	12.5%	15.0%	15.5%
% of FP17s for the same patient ID Re-attending between 3 & 9 months - Children	343	471	72.8%	59.3%	59.9%	58.8%
% of FP17s for the same patient ID Re-attending between 3 & 9 months - Adults	609	981	62.1%	50.7%	52.0%	51.1%
% of FP17s for Band 1 Urgent Courses	52	1,026	5.1%	7.0%	8.0%	9.0%
% of FP17s Relating to Free Repair or Replacements	7	1,026	0.7%	0.8%	0.8%	0.8%
% of FP17s Relating to Continuations	2	1,026	0.2%	1.0%	0.9%	0.9%
% of Patients satisfied with the dentistry they have received	3	3	N/A	93.7%	93.5%	93.3%
% of Patients satisfied with the time they had to wait for an appointment	3	3	N/A	92.2%	89.1%	88.9%

* This is based on patients treated on this contract for their most recent course of treatment. Figures in italics indicate the base number of FP17s or Patient Questionnaire responses are less than 100. N/A is shown where the base number of responses is less than 10 during the period. % is calculated as Quantity/Base number*100

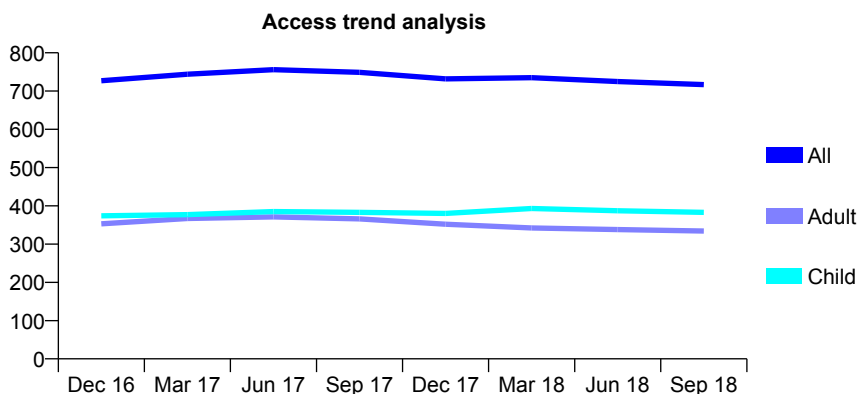
Q53 - Vital Signs At a Glance Contract Report for 192120/0001 - September 2018

Name or company name	Parkside Bromsgrove Ltd
Contract type name	GDS Contract
Purpose of contract	General
Contract start date	01/06/2015
Contract end date	

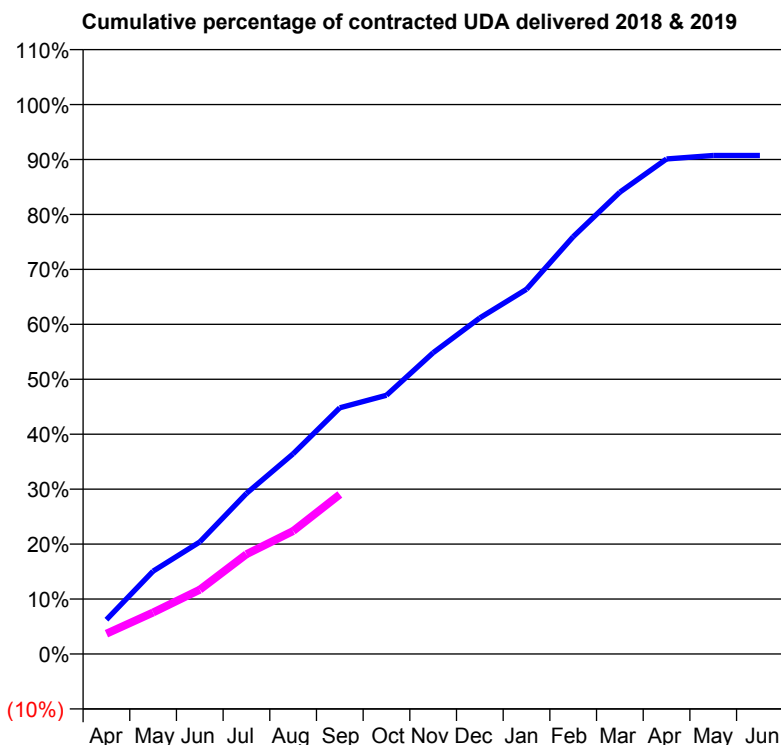
18/19 Contracted general activity (UDA)	1,866
Carry forward general activity (UDA)	0
18/19 Contracted orthodontic activity (UOA)	0
Carry forward orthodontic activity (UOA)	0
Baseline contract value	£41,537.44

ACCESS*

Patients seen in 24 months	Total	Change since previous quarter
Quarter ending September 2017	749	
Quarter ending December 2017	732	↓
Quarter ending March 2018	735	→
Quarter ending June 2018	725	↓
Quarter ending September 2018	717	↓
Variance since September 2017	(4.3%)	↓



ACTIVITY



Adjusted Scheduled Activity (UDA)		
Month	2018	2019
April	116	69
May	281	141
June	381	219
July	546	339
August	680	418
September	836	542
October	879	
November	1,023	
December	1,141	
January	1,239	
February	1,417	
March	1,568	
April	1,681	
May	1,693	
June	1,693	

QUALITY

	Quantity	Base Number	Contract	AT	Region	England
% of FP17s for the same patient ID Re-attending within 3 months - Children	18	306	5.9%	9.2%	11.4%	11.6%
% of FP17s for the same patient ID Re-attending within 3 months - Adults	33	155	21.3%	12.5%	15.0%	15.5%
% of FP17s for the same patient ID Re-attending between 3 & 9 months - Children	219	306	71.6%	59.3%	59.9%	58.8%
% of FP17s for the same patient ID Re-attending between 3 & 9 months - Adults	89	155	57.4%	50.7%	52.0%	51.1%
% of FP17s for Band 1 Urgent Courses	10	389	2.6%	7.0%	8.0%	9.0%
% of FP17s Relating to Free Repair or Replacements	0	389	0.0%	0.8%	0.8%	0.8%
% of FP17s Relating to Continuations	1	389	0.3%	1.0%	0.9%	0.9%
% of Patients satisfied with the dentistry they have received	0	0	N/A	93.7%	93.5%	93.3%
% of Patients satisfied with the time they had to wait for an appointment	0	0	N/A	92.2%	89.1%	88.9%

* This is based on patients treated on this contract for their most recent course of treatment. Figures in italics indicate the base number of FP17s or Patient Questionnaire responses are less than 100. N/A is shown where the base number of responses is less than 10 during the period. % is calculated as Quantity/Base number*100

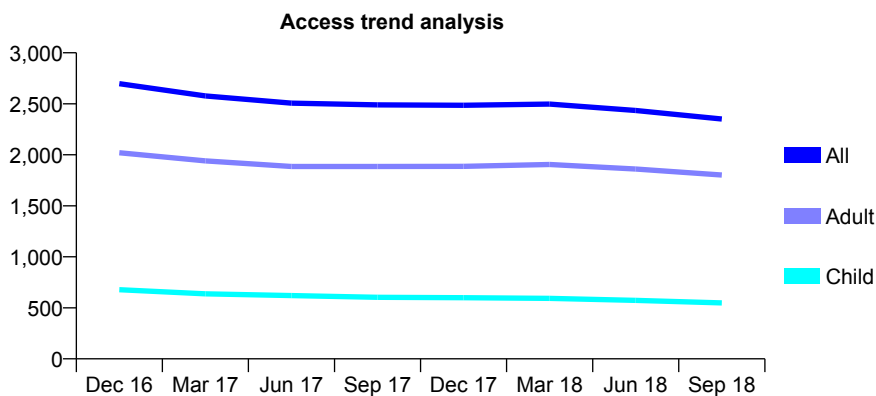
Q53 - Vital Signs At a Glance Contract Report for 198773/0001 - September 2018

Name or company name	Crabbs Cross Dental Surgery
Contract type name	GDS Contract
Purpose of contract	General
Contract start date	01/11/2012
Contract end date	

18/19 Contracted general activity (UDA)	9,300
Carry forward general activity (UDA)	49
18/19 Contracted orthodontic activity (UOA)	0
Carry forward orthodontic activity (UOA)	0
Baseline contract value	£205,602.16

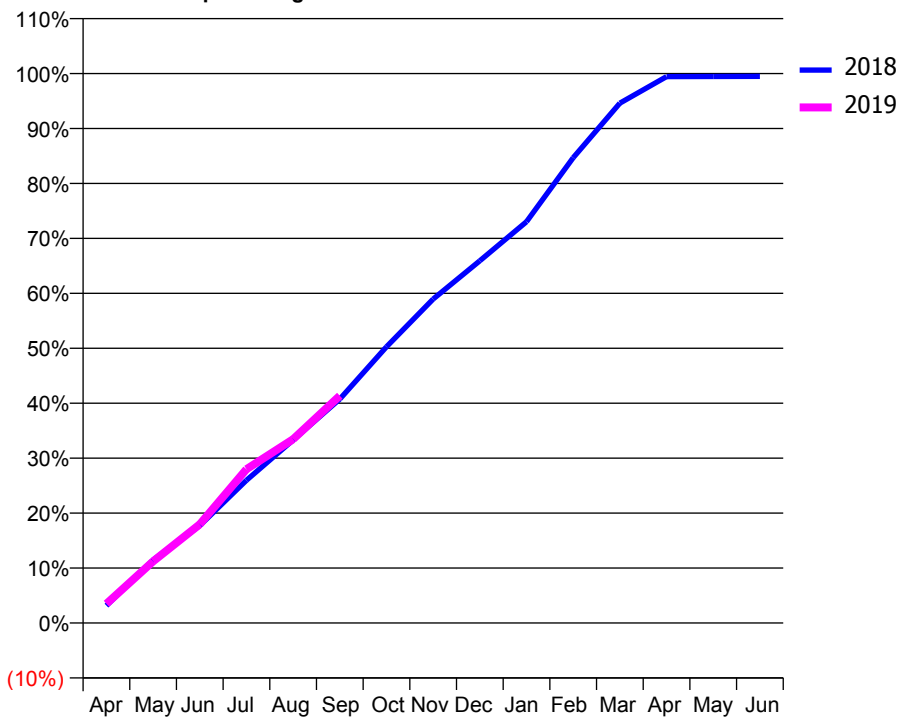
ACCESS*

Patients seen in 24 months	Total	Change since previous quarter
Quarter ending September 2017	2,489	
Quarter ending December 2017	2,486	→
Quarter ending March 2018	2,498	→
Quarter ending June 2018	2,434	↓
Quarter ending September 2018	2,351	↓
Variance since September 2017	(5.5%)	↓



ACTIVITY

Cumulative percentage of contracted UDA delivered 2018 & 2019



Month	Adjusted Scheduled Activity (UDA)	
	2018	2019
April	295	325
May	1,066	1,044
June	1,649	1,672
July	2,415	2,603
August	3,097	3,111
September	3,790	3,846
October	4,676	
November	5,484	
December	6,131	
January	6,792	
February	7,875	
March	8,799	
April	9,248	
May	9,250	
June	9,251	

QUALITY

	Quantity	Base Number	Contract	AT	Region	England
% of FP17s for the same patient ID Re-attending within 3 months - Children	20	443	4.5%	9.2%	11.4%	11.6%
% of FP17s for the same patient ID Re-attending within 3 months - Adults	236	1,468	16.1%	12.5%	15.0%	15.5%
% of FP17s for the same patient ID Re-attending between 3 & 9 months - Children	323	443	72.9%	59.3%	59.9%	58.8%
% of FP17s for the same patient ID Re-attending between 3 & 9 months - Adults	931	1,468	63.4%	50.7%	52.0%	51.1%
% of FP17s for Band 1 Urgent Courses	94	1,756	5.4%	7.0%	8.0%	9.0%
% of FP17s Relating to Free Repair or Replacements	10	1,756	0.6%	0.8%	0.8%	0.8%
% of FP17s Relating to Continuations	15	1,756	0.9%	1.0%	0.9%	0.9%
% of Patients satisfied with the dentistry they have received	4	4	N/A	93.7%	93.5%	93.3%
% of Patients satisfied with the time they had to wait for an appointment	4	4	N/A	92.2%	89.1%	88.9%

* This is based on patients treated on this contract for their most recent course of treatment. Figures in italics indicate the base number of FP17s or Patient Questionnaire responses are less than 100. N/A is shown where the base number of responses is less than 10 during the period. % is calculated as Quantity/Base number*100

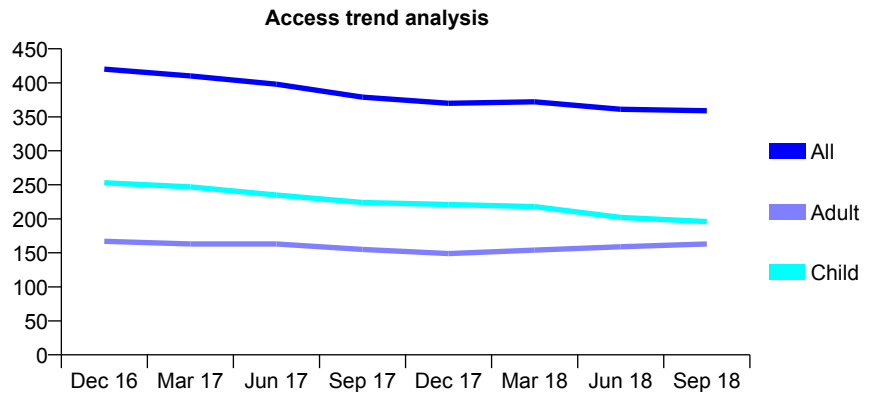
Q53 - Vital Signs At a Glance Contract Report for 224472/0001 - September 2018

Name or company name	MRS AC HADDON
Contract type name	GDS Contract
Purpose of contract	General
Contract start date	21/09/2011
Contract end date	

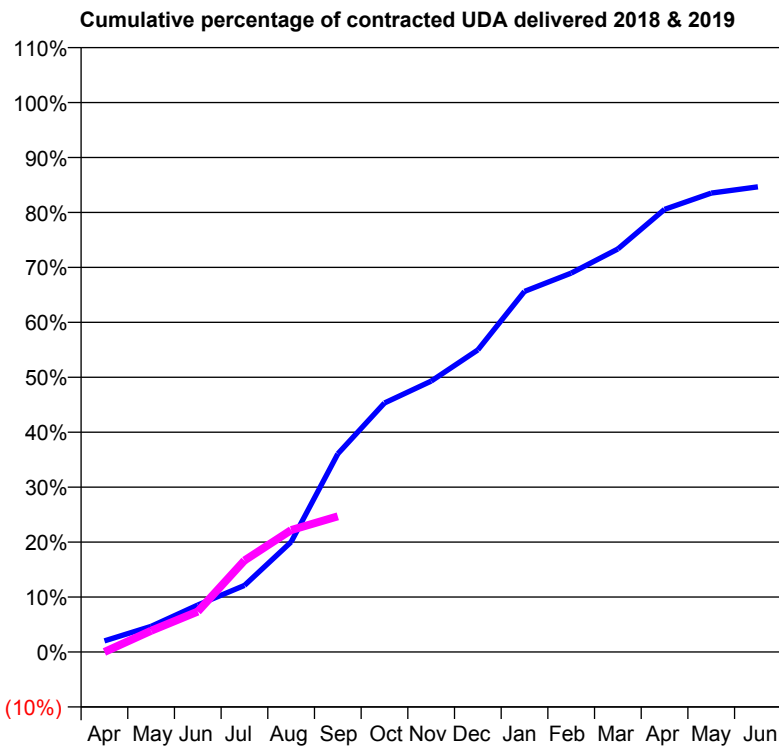
18/19 Contracted general activity (UDA)	1,240
Carry forward general activity (UDA)	0
18/19 Contracted orthodontic activity (UOA)	0
Carry forward orthodontic activity (UOA)	0
Baseline contract value	£29,073.88

ACCESS*

Patients seen in 24 months	Total	Change since previous quarter
Quarter ending September 2017	379	
Quarter ending December 2017	370	↓
Quarter ending March 2018	372	→
Quarter ending June 2018	361	↓
Quarter ending September 2018	359	→
Variance since September 2017	(5.3%)	↓



ACTIVITY



Adjusted Scheduled Activity (UDA)		
Month	2018	2019
April	25	0
May	58	48
June	106	91
July	150	207
August	248	275
September	447	306
October	562	
November	611	
December	682	
January	814	
February	855	
March	909	
April	999	
May	1,036	
June	1,050	

QUALITY

	Quantity	Base Number	Contract	AT	Region	England
% of FP17s for the same patient ID Re-attending within 3 months - Children	18	170	10.6%	9.2%	11.4%	11.6%
% of FP17s for the same patient ID Re-attending within 3 months - Adults	19	84	22.6%	12.5%	15.0%	15.5%
% of FP17s for the same patient ID Re-attending between 3 & 9 months - Children	117	170	68.8%	59.3%	59.9%	58.8%
% of FP17s for the same patient ID Re-attending between 3 & 9 months - Adults	38	84	45.2%	50.7%	52.0%	51.1%
% of FP17s for Band 1 Urgent Courses	7	173	4.0%	7.0%	8.0%	9.0%
% of FP17s Relating to Free Repair or Replacements	0	173	0.0%	0.8%	0.8%	0.8%
% of FP17s Relating to Continuations	0	173	0.0%	1.0%	0.9%	0.9%
% of Patients satisfied with the dentistry they have received	0	0	N/A	93.7%	93.5%	93.3%
% of Patients satisfied with the time they had to wait for an appointment	0	0	N/A	92.2%	89.1%	88.9%

* This is based on patients treated on this contract for their most recent course of treatment. Figures in italics indicate the base number of FP17s or Patient Questionnaire responses are less than 100. N/A is shown where the base number of responses is less than 10 during the period. % is calculated as Quantity/Base number*100

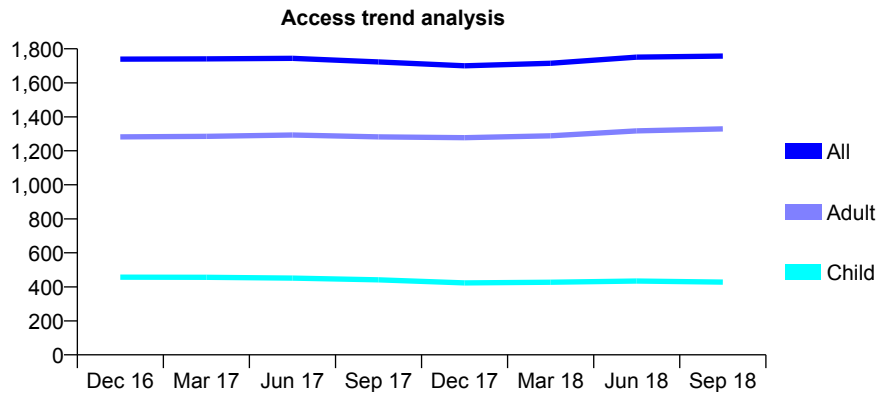
Q53 - Vital Signs At a Glance Contract Report for 232424/0001 - September 2018

Name or company name	MRS SL RAGSDALE
Contract type name	GDS Contract
Purpose of contract	General
Contract start date	01/04/2006
Contract end date	

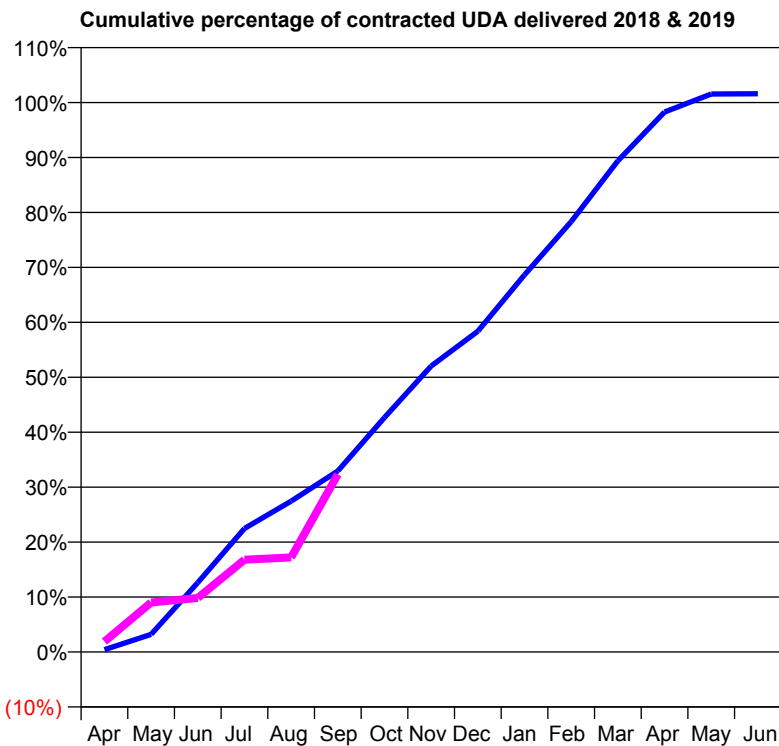
18/19 Contracted general activity (UDA)	4,503
Carry forward general activity (UDA)	-71
18/19 Contracted orthodontic activity (UOA)	0
Carry forward orthodontic activity (UOA)	0
Baseline contract value	£119,031.85

ACCESS*

Patients seen in 24 months	Total	Change since previous quarter
Quarter ending September 2017	1,723	
Quarter ending December 2017	1,700	↓
Quarter ending March 2018	1,715	→
Quarter ending June 2018	1,751	↑
Quarter ending September 2018	1,757	→
Variance since September 2017	2.0%	→



ACTIVITY



Adjusted Scheduled Activity (UDA)		
Month	2018	2019
April	19	85
May	145	406
June	568	443
July	1,012	756
August	1,237	775
September	1,483	1,456
October	1,922	
November	2,343	
December	2,628	
January	3,091	
February	3,527	
March	4,025	
April	4,425	
May	4,573	
June	4,575	

QUALITY

	Quantity	Base Number	Contract	AT	Region	England
% of FP17s for the same patient ID Re-attending within 3 months - Children	27	272	9.9%	9.2%	11.4%	11.6%
% of FP17s for the same patient ID Re-attending within 3 months - Adults	146	896	16.3%	12.5%	15.0%	15.5%
% of FP17s for the same patient ID Re-attending between 3 & 9 months - Children	129	272	47.4%	59.3%	59.9%	58.8%
% of FP17s for the same patient ID Re-attending between 3 & 9 months - Adults	430	896	48.0%	50.7%	52.0%	51.1%
% of FP17s for Band 1 Urgent Courses	110	936	11.8%	7.0%	8.0%	9.0%
% of FP17s Relating to Free Repair or Replacements	28	936	3.0%	0.8%	0.8%	0.8%
% of FP17s Relating to Continuations	7	936	0.7%	1.0%	0.9%	0.9%
% of Patients satisfied with the dentistry they have received	2	2	N/A	93.7%	93.5%	93.3%
% of Patients satisfied with the time they had to wait for an appointment	2	2	N/A	92.2%	89.1%	88.9%

* This is based on patients treated on this contract for their most recent course of treatment. Figures in italics indicate the base number of FP17s or Patient Questionnaire responses are less than 100. N/A is shown where the base number of responses is less than 10 during the period. % is calculated as Quantity/Base number*100

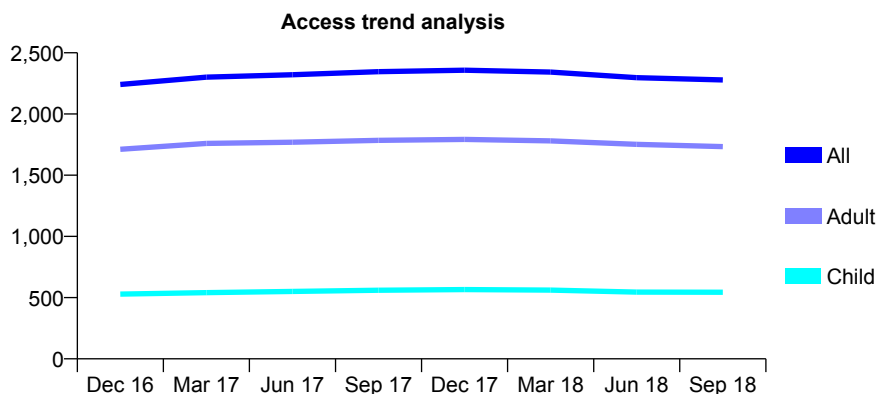
Q53 - Vital Signs At a Glance Contract Report for 234753/0001 - September 2018

Name or company name	MRS F SMART
Contract type name	GDS Contract
Purpose of contract	General
Contract start date	01/04/2006
Contract end date	

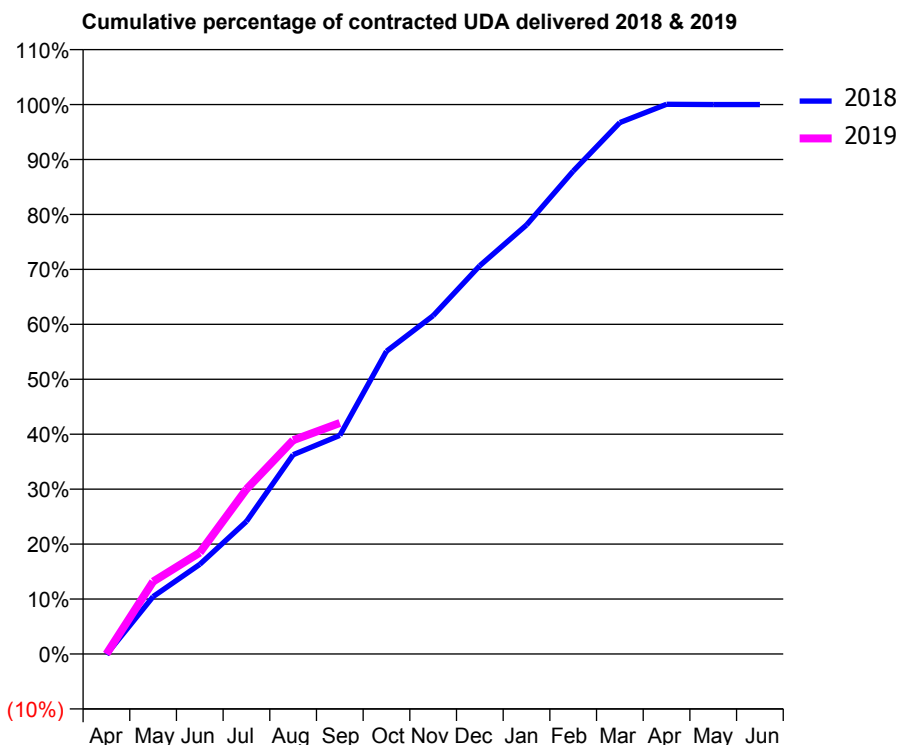
18/19 Contracted general activity (UDA)	6,000
Carry forward general activity (UDA)	0
18/19 Contracted orthodontic activity (UOA)	0
Carry forward orthodontic activity (UOA)	0
Baseline contract value	£178,860.78

ACCESS*

Patients seen in 24 months	Total	Change since previous quarter
Quarter ending September 2017	2,346	
Quarter ending December 2017	2,358	→
Quarter ending March 2018	2,343	→
Quarter ending June 2018	2,297	↓
Quarter ending September 2018	2,278	→
Variance since September 2017	(2.9%)	↓



ACTIVITY



Month	Adjusted Scheduled Activity (UDA)	
	2018	2019
April	-7	0
May	627	791
June	979	1,107
July	1,448	1,801
August	2,176	2,334
September	2,387	2,522
October	3,305	
November	3,695	
December	4,240	
January	4,685	
February	5,273	
March	5,803	
April	6,002	
May	6,000	
June	6,000	

QUALITY

	Quantity	Base Number	Contract	AT	Region	England
% of FP17s for the same patient ID Re-attending within 3 months - Children	27	404	6.7%	9.2%	11.4%	11.6%
% of FP17s for the same patient ID Re-attending within 3 months - Adults	140	1,022	13.7%	12.5%	15.0%	15.5%
% of FP17s for the same patient ID Re-attending between 3 & 9 months - Children	294	404	72.8%	59.3%	59.9%	58.8%
% of FP17s for the same patient ID Re-attending between 3 & 9 months - Adults	558	1,022	54.6%	50.7%	52.0%	51.1%
% of FP17s for Band 1 Urgent Courses	66	1,316	5.0%	7.0%	8.0%	9.0%
% of FP17s Relating to Free Repair or Replacements	12	1,316	0.9%	0.8%	0.8%	0.8%
% of FP17s Relating to Continuations	14	1,316	1.1%	1.0%	0.9%	0.9%
% of Patients satisfied with the dentistry they have received	8	8	N/A	93.7%	93.5%	93.3%
% of Patients satisfied with the time they had to wait for an appointment	8	8	N/A	92.2%	89.1%	88.9%

* This is based on patients treated on this contract for their most recent course of treatment. Figures in italics indicate the base number of FP17s or Patient Questionnaire responses are less than 100. N/A is shown where the base number of responses is less than 10 during the period. % is calculated as Quantity/Base number*100

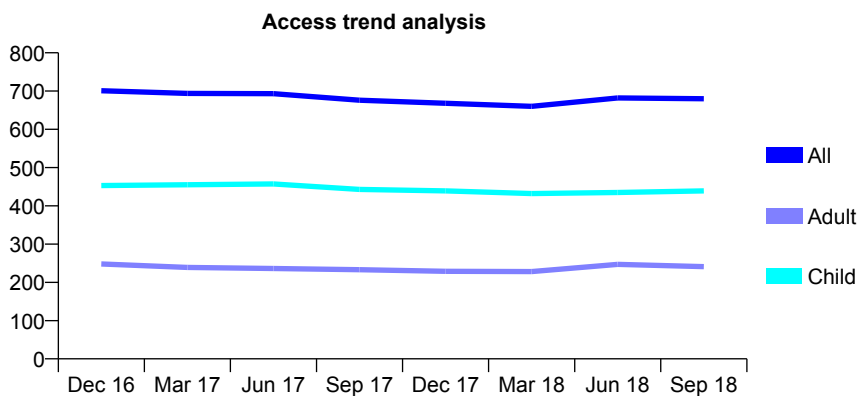
Q53 - Vital Signs At a Glance Contract Report for 250554/0001 - September 2018

Name or company name	MRS CJ PRINT
Contract type name	GDS Contract
Purpose of contract	General
Contract start date	01/04/2006
Contract end date	

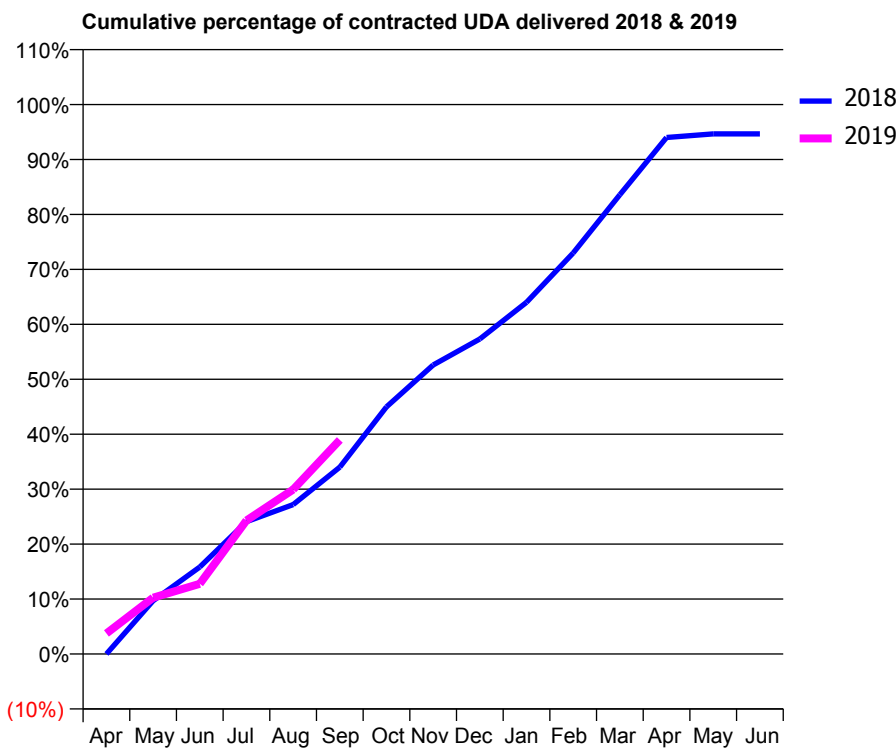
18/19 Contracted general activity (UDA)	1,790
Carry forward general activity (UDA)	0
18/19 Contracted orthodontic activity (UOA)	0
Carry forward orthodontic activity (UOA)	0
Baseline contract value	£40,842.24

ACCESS*

Patients seen in 24 months	Total	Change since previous quarter
Quarter ending September 2017	676	
Quarter ending December 2017	668	↓
Quarter ending March 2018	660	↓
Quarter ending June 2018	682	↑
Quarter ending September 2018	680	→
Variance since September 2017	0.6%	→



ACTIVITY



Month	Adjusted Scheduled Activity (UDA)	
	2018	2019
April	0	67
May	173	184
June	283	229
July	431	435
August	487	536
September	609	697
October	805	
November	941	
December	1,026	
January	1,146	
February	1,306	
March	1,496	
April	1,682	
May	1,694	
June	1,694	

QUALITY

	Quantity	Base Number	Contract	AT	Region	England
% of FP17s for the same patient ID Re-attending within 3 months - Children	41	416	9.9%	9.2%	11.4%	11.6%
% of FP17s for the same patient ID Re-attending within 3 months - Adults	16	142	11.3%	12.5%	15.0%	15.5%
% of FP17s for the same patient ID Re-attending between 3 & 9 months - Children	287	416	69.0%	59.3%	59.9%	58.8%
% of FP17s for the same patient ID Re-attending between 3 & 9 months - Adults	77	142	54.2%	50.7%	52.0%	51.1%
% of FP17s for Band 1 Urgent Courses	6	477	1.3%	7.0%	8.0%	9.0%
% of FP17s Relating to Free Repair or Replacements	0	477	0.0%	0.8%	0.8%	0.8%
% of FP17s Relating to Continuations	2	477	0.4%	1.0%	0.9%	0.9%
% of Patients satisfied with the dentistry they have received	0	0	N/A	93.7%	93.5%	93.3%
% of Patients satisfied with the time they had to wait for an appointment	0	0	N/A	92.2%	89.1%	88.9%

* This is based on patients treated on this contract for their most recent course of treatment. Figures in italics indicate the base number of FP17s or Patient Questionnaire responses are less than 100. N/A is shown where the base number of responses is less than 10 during the period. % is calculated as Quantity/Base number*100

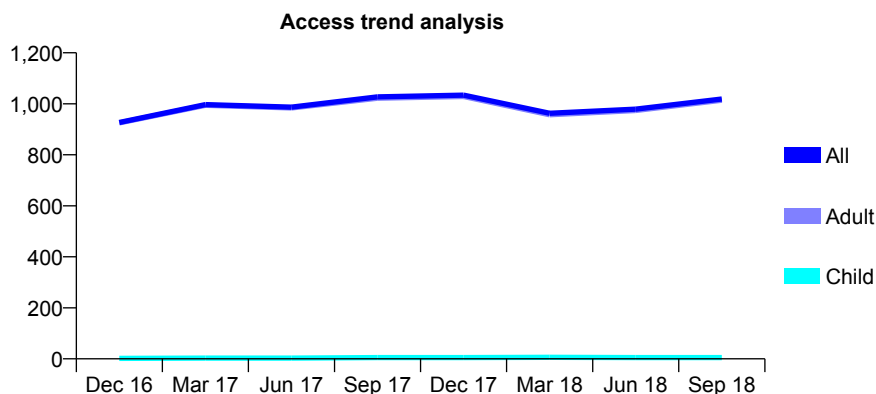
Q53 - Vital Signs At a Glance Contract Report for 250554/0002 - September 2018

Name or company name	MRS CJ PRINT
Contract type name	GDS Contract
Purpose of contract	General
Contract start date	01/06/2009
Contract end date	

18/19 Contracted general activity (UDA)	3,000
Carry forward general activity (UDA)	35
18/19 Contracted orthodontic activity (UOA)	0
Carry forward orthodontic activity (UOA)	0
Baseline contract value	£86,416.09

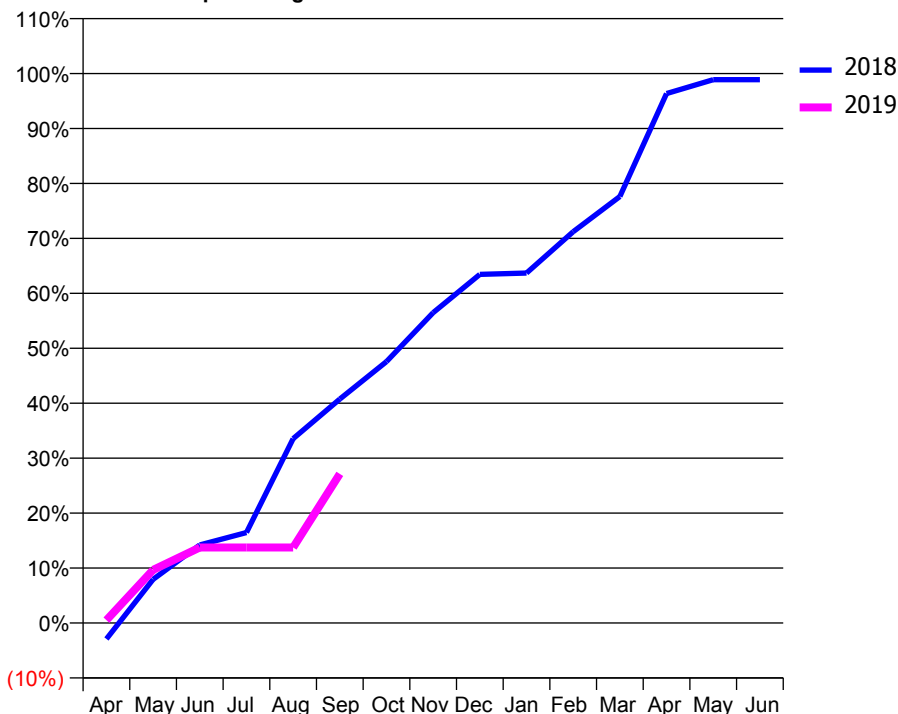
ACCESS*

Patients seen in 24 months	Total	Change since previous quarter
Quarter ending September 2017	1,027	
Quarter ending December 2017	1,034	→
Quarter ending March 2018	963	↓
Quarter ending June 2018	979	→
Quarter ending September 2018	1,019	↑
Variance since September 2017	(0.8%)	→



ACTIVITY

Cumulative percentage of contracted UDA delivered 2018 & 2019



QUALITY

	Quantity	Base Number	Contract	AT	Region	England
% of FP17s for the same patient ID Re-attending within 3 months - Children	0	0	N/A	9.2%	11.4%	11.6%
% of FP17s for the same patient ID Re-attending within 3 months - Adults	10	485	2.1%	12.5%	15.0%	15.5%
% of FP17s for the same patient ID Re-attending between 3 & 9 months - Children	0	0	N/A	59.3%	59.9%	58.8%
% of FP17s for the same patient ID Re-attending between 3 & 9 months - Adults	249	485	51.3%	50.7%	52.0%	51.1%
% of FP17s for Band 1 Urgent Courses	28	374	7.5%	7.0%	8.0%	9.0%
% of FP17s Relating to Free Repair or Replacements	0	374	0.0%	0.8%	0.8%	0.8%
% of FP17s Relating to Continuations	0	374	0.0%	1.0%	0.9%	0.9%
% of Patients satisfied with the dentistry they have received	0	0	N/A	93.7%	93.5%	93.3%
% of Patients satisfied with the time they had to wait for an appointment	0	0	N/A	92.2%	89.1%	88.9%

* This is based on patients treated on this contract for their most recent course of treatment. Figures in italics indicate the base number of FP17s or Patient Questionnaire responses are less than 100. N/A is shown where the base number of responses is less than 10 during the period. % is calculated as Quantity/Base number*100

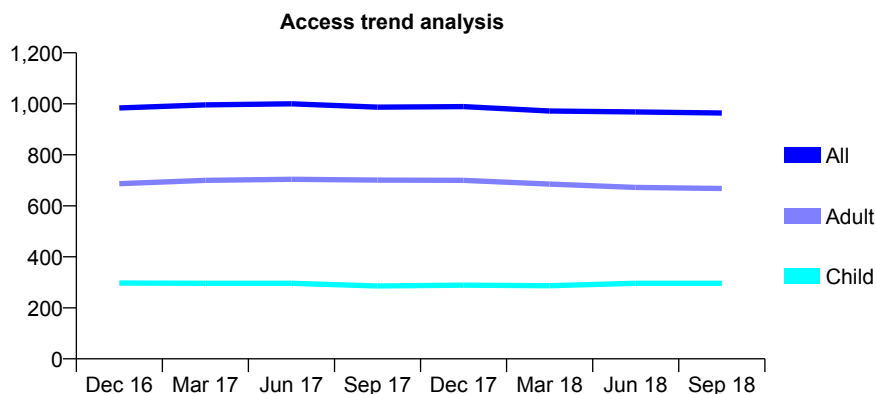
Q53 - Vital Signs At a Glance Contract Report for 254649/0001 - September 2018

Name or company name	MR MD JONES
Contract type name	GDS Contract
Purpose of contract	General
Contract start date	06/04/2009
Contract end date	

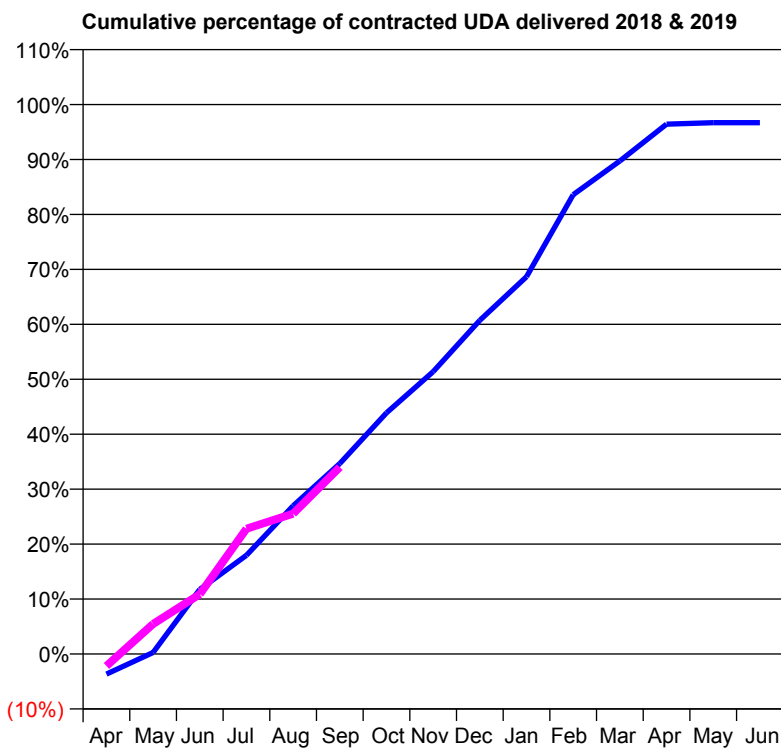
18/19 Contracted general activity (UDA)	3,000
Carry forward general activity (UDA)	99
18/19 Contracted orthodontic activity (UOA)	0
Carry forward orthodontic activity (UOA)	0
Baseline contract value	£81,524.62

ACCESS*

Patients seen in 24 months	Total	Change since previous quarter
Quarter ending September 2017	987	
Quarter ending December 2017	989	→
Quarter ending March 2018	972	↓
Quarter ending June 2018	968	→
Quarter ending September 2018	964	→
Variance since September 2017	(2.3%)	↓



ACTIVITY



Month	Adjusted Scheduled Activity (UDA)	
	2018	2019
April	-110	-66
May	8	164
June	353	326
July	539	684
August	809	766
September	1,040	1,020
October	1,317	
November	1,542	
December	1,822	
January	2,060	
February	2,507	
March	2,692	
April	2,893	
May	2,901	
June	2,901	

QUALITY

	Quantity	Base Number	Contract	AT	Region	England
% of FP17s for the same patient ID Re-attending within 3 months - Children	6	230	2.6%	9.2%	11.4%	11.6%
% of FP17s for the same patient ID Re-attending within 3 months - Adults	89	565	15.8%	12.5%	15.0%	15.5%
% of FP17s for the same patient ID Re-attending between 3 & 9 months - Children	168	230	73.0%	59.3%	59.9%	58.8%
% of FP17s for the same patient ID Re-attending between 3 & 9 months - Adults	372	565	65.8%	50.7%	52.0%	51.1%
% of FP17s for Band 1 Urgent Courses	11	695	1.6%	7.0%	8.0%	9.0%
% of FP17s Relating to Free Repair or Replacements	2	695	0.3%	0.8%	0.8%	0.8%
% of FP17s Relating to Continuations	27	695	3.9%	1.0%	0.9%	0.9%
% of Patients satisfied with the dentistry they have received	0	0	N/A	93.7%	93.5%	93.3%
% of Patients satisfied with the time they had to wait for an appointment	0	0	N/A	92.2%	89.1%	88.9%

* This is based on patients treated on this contract for their most recent course of treatment. Figures in italics indicate the base number of FP17s or Patient Questionnaire responses are less than 100. N/A is shown where the base number of responses is less than 10 during the period. % is calculated as Quantity/Base number*100

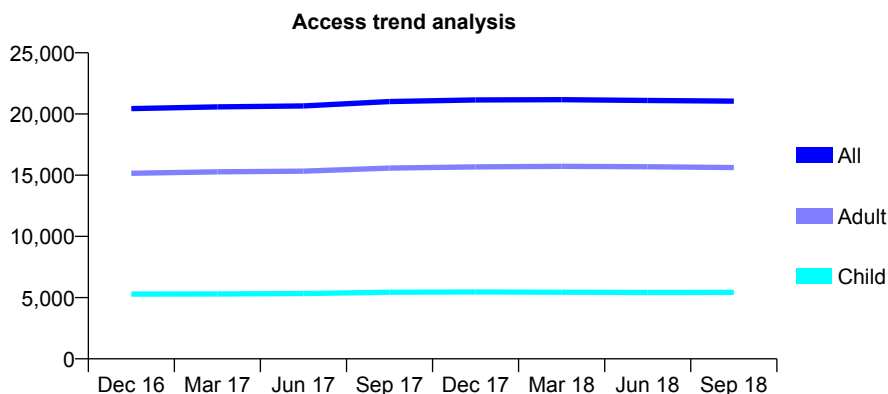
Q53 - Vital Signs At a Glance Contract Report for 256781/0001 - September 2018

Name or company name	MR AS DEOL
Contract type name	GDS Contract
Purpose of contract	General
Contract start date	01/04/2006
Contract end date	

18/19 Contracted general activity (UDA)	51,974
Carry forward general activity (UDA)	-1,003
18/19 Contracted orthodontic activity (UOA)	0
Carry forward orthodontic activity (UOA)	0
Baseline contract value	£1,448,970.85

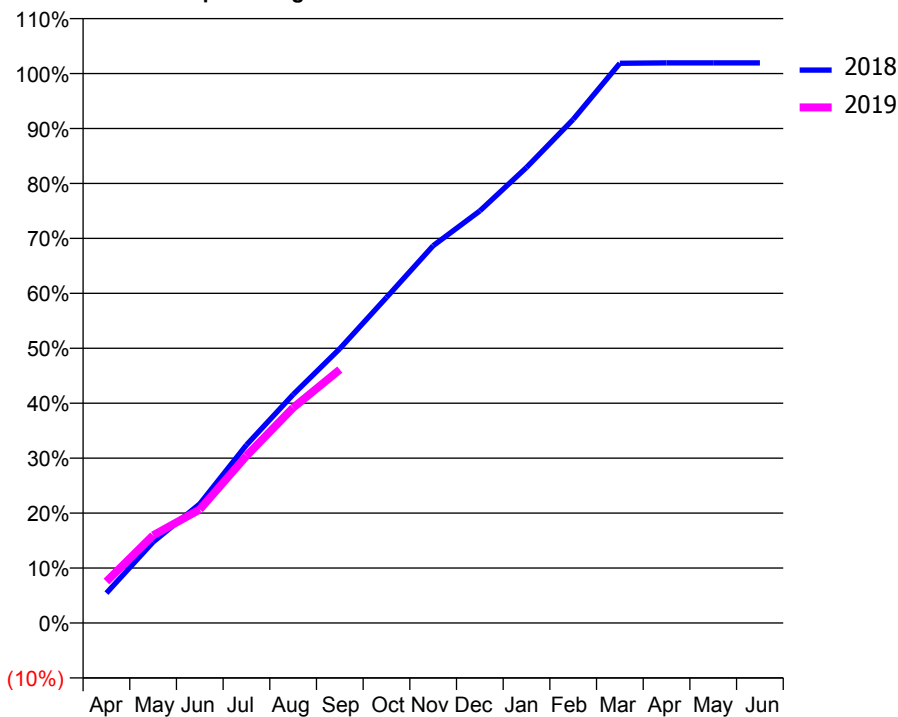
ACCESS*

Patients seen in 24 months	Total	Change since previous quarter
Quarter ending September 2017	21,022	
Quarter ending December 2017	21,149	→
Quarter ending March 2018	21,173	→
Quarter ending June 2018	21,103	→
Quarter ending September 2018	21,056	→
Variance since September 2017	0.2%	→



ACTIVITY

Cumulative percentage of contracted UDA delivered 2018 & 2019



Month	Adjusted Scheduled Activity (UDA)	
	2018	2019
April	2,829	3,926
May	7,656	8,296
June	11,275	10,736
July	16,844	15,815
August	21,611	20,367
September	25,952	23,965
October	30,792	
November	35,686	
December	38,979	
January	43,087	
February	47,634	
March	52,943	
April	52,978	
May	52,977	
June	52,977	

QUALITY

	Quantity	Base Number	Contract	AT	Region	England
% of FP17s for the same patient ID Re-attending within 3 months - Children	158	3,433	4.6%	9.2%	11.4%	11.6%
% of FP17s for the same patient ID Re-attending within 3 months - Adults	511	9,007	5.7%	12.5%	15.0%	15.5%
% of FP17s for the same patient ID Re-attending between 3 & 9 months - Children	2,103	3,433	61.3%	59.3%	59.9%	58.8%
% of FP17s for the same patient ID Re-attending between 3 & 9 months - Adults	5,583	9,007	62.0%	50.7%	52.0%	51.1%
% of FP17s for Band 1 Urgent Courses	607	12,051	5.0%	7.0%	8.0%	9.0%
% of FP17s Relating to Free Repair or Replacements	29	12,051	0.2%	0.8%	0.8%	0.8%
% of FP17s Relating to Continuations	32	12,051	0.3%	1.0%	0.9%	0.9%
% of Patients satisfied with the dentistry they have received	10	10	100.0%	93.7%	93.5%	93.3%
% of Patients satisfied with the time they had to wait for an appointment	10	10	100.0%	92.2%	89.1%	88.9%

* This is based on patients treated on this contract for their most recent course of treatment. Figures in italics indicate the base number of FP17s or Patient Questionnaire responses are less than 100. N/A is shown where the base number of responses is less than 10 during the period. % is calculated as Quantity/Base number*100

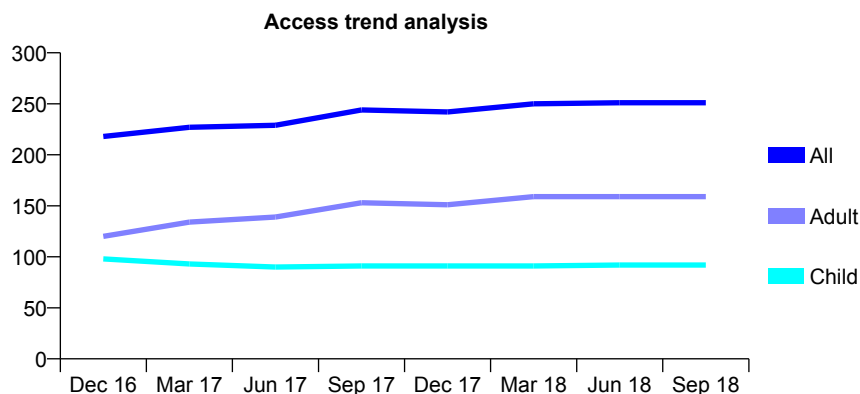
Q53 - Vital Signs At a Glance Contract Report for 261785/0002 - September 2018

Name or company name	MR P SABHARWAL
Contract type name	GDS Contract
Purpose of contract	General
Contract start date	01/05/2013
Contract end date	

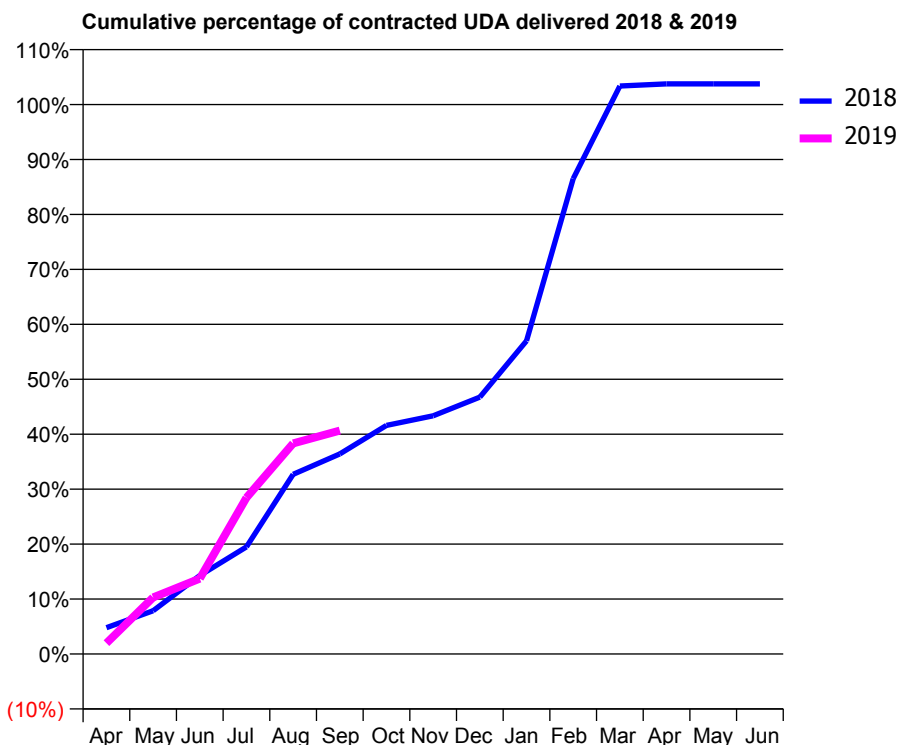
18/19 Contracted general activity (UDA)	812
Carry forward general activity (UDA)	-16
18/19 Contracted orthodontic activity (UOA)	0
Carry forward orthodontic activity (UOA)	0
Baseline contract value	£19,483.67

ACCESS*

Patients seen in 24 months	Total	Change since previous quarter
Quarter ending September 2017	244	
Quarter ending December 2017	242	→
Quarter ending March 2018	250	↑
Quarter ending June 2018	251	→
Quarter ending September 2018	251	→
Variance since September 2017	2.9%	↑



ACTIVITY



Adjusted Scheduled Activity (UDA)		
Month	2018	2019
April	39	16
May	64	84
June	116	111
July	158	231
August	266	311
September	296	330
October	338	
November	352	
December	380	
January	463	
February	702	
March	839	
April	842	
May	842	
June	842	

QUALITY

	Quantity	Base Number	Contract	AT	Region	England
% of FP17s for the same patient ID Re-attending within 3 months - Children	1	56	1.8%	9.2%	11.4%	11.6%
% of FP17s for the same patient ID Re-attending within 3 months - Adults	7	85	8.2%	12.5%	15.0%	15.5%
% of FP17s for the same patient ID Re-attending between 3 & 9 months - Children	33	56	58.9%	59.3%	59.9%	58.8%
% of FP17s for the same patient ID Re-attending between 3 & 9 months - Adults	49	85	57.6%	50.7%	52.0%	51.1%
% of FP17s for Band 1 Urgent Courses	11	138	8.0%	7.0%	8.0%	9.0%
% of FP17s Relating to Free Repair or Replacements	0	138	0.0%	0.8%	0.8%	0.8%
% of FP17s Relating to Continuations	0	138	0.0%	1.0%	0.9%	0.9%
% of Patients satisfied with the dentistry they have received	0	0	N/A	93.7%	93.5%	93.3%
% of Patients satisfied with the time they had to wait for an appointment	0	0	N/A	92.2%	89.1%	88.9%

* This is based on patients treated on this contract for their most recent course of treatment. Figures in italics indicate the base number of FP17s or Patient Questionnaire responses are less than 100. N/A is shown where the base number of responses is less than 10 during the period. % is calculated as Quantity/Base number*100

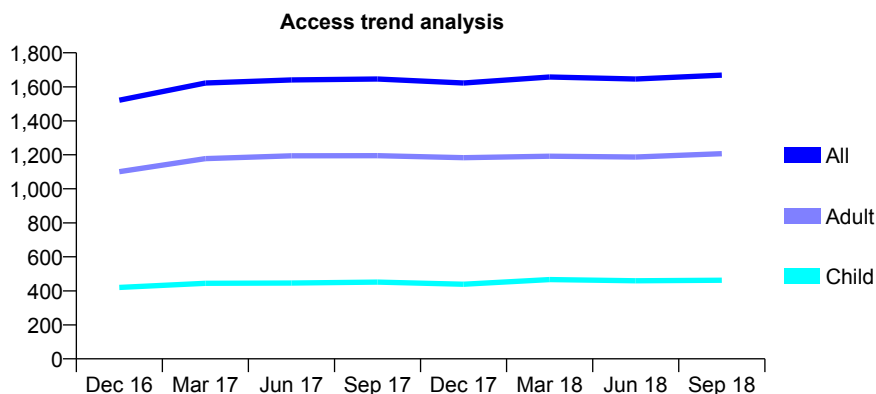
Q53 - Vital Signs At a Glance Contract Report for 262307/0001 - September 2018

Name or company name	MR PA MOYO
Contract type name	GDS Contract
Purpose of contract	General
Contract start date	01/08/2015
Contract end date	

18/19 Contracted general activity (UDA)	4,577
Carry forward general activity (UDA)	18
18/19 Contracted orthodontic activity (UOA)	0
Carry forward orthodontic activity (UOA)	0
Baseline contract value	£137,018.07

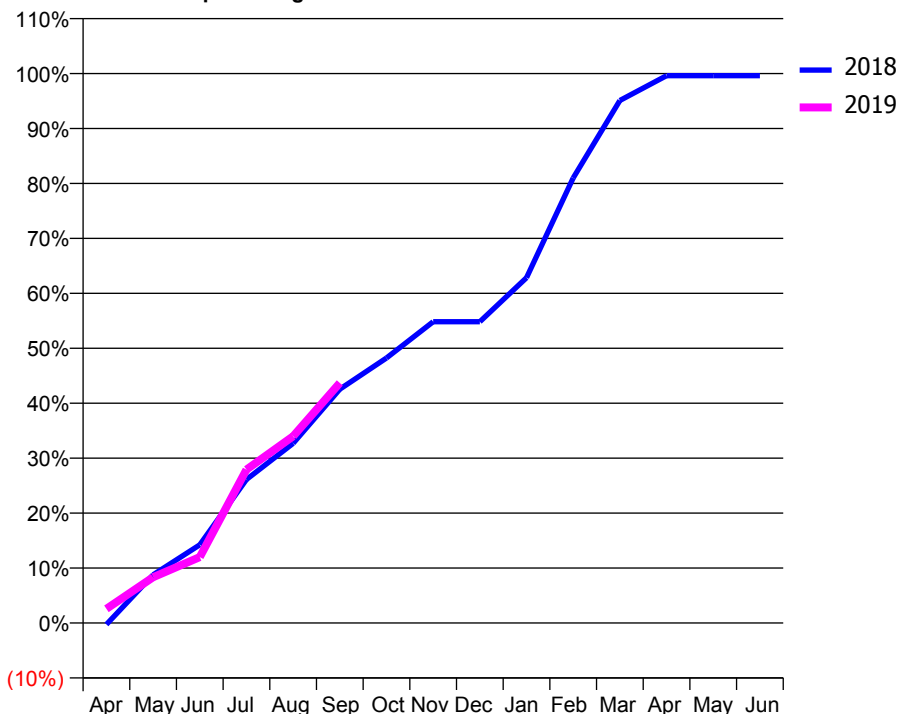
ACCESS*

Patients seen in 24 months	Total	Change since previous quarter
Quarter ending September 2017	1,646	
Quarter ending December 2017	1,622	↓
Quarter ending March 2018	1,658	↑
Quarter ending June 2018	1,646	→
Quarter ending September 2018	1,669	→
Variance since September 2017	1.4%	→



ACTIVITY

Cumulative percentage of contracted UDA delivered 2018 & 2019



Month	Adjusted Scheduled Activity (UDA)	
	2018	2019
April	-13	118
May	402	381
June	651	549
July	1,196	1,278
August	1,496	1,556
September	1,948	2,000
October	2,208	
November	2,510	
December	2,510	
January	2,876	
February	3,707	
March	4,352	
April	4,558	
May	4,558	
June	4,558	

QUALITY

	Quantity	Base Number	Contract	AT	Region	England
% of FP17s for the same patient ID Re-attending within 3 months - Children	19	334	5.7%	9.2%	11.4%	11.6%
% of FP17s for the same patient ID Re-attending within 3 months - Adults	86	807	10.7%	12.5%	15.0%	15.5%
% of FP17s for the same patient ID Re-attending between 3 & 9 months - Children	200	334	59.9%	59.3%	59.9%	58.8%
% of FP17s for the same patient ID Re-attending between 3 & 9 months - Adults	471	807	58.4%	50.7%	52.0%	51.1%
% of FP17s for Band 1 Urgent Courses	36	1,039	3.5%	7.0%	8.0%	9.0%
% of FP17s Relating to Free Repair or Replacements	5	1,039	0.5%	0.8%	0.8%	0.8%
% of FP17s Relating to Continuations	20	1,039	1.9%	1.0%	0.9%	0.9%
% of Patients satisfied with the dentistry they have received	1	1	N/A	93.7%	93.5%	93.3%
% of Patients satisfied with the time they had to wait for an appointment	1	1	N/A	92.2%	89.1%	88.9%

* This is based on patients treated on this contract for their most recent course of treatment. Figures in italics indicate the base number of FP17s or Patient Questionnaire responses are less than 100. N/A is shown where the base number of responses is less than 10 during the period. % is calculated as Quantity/Base number*100

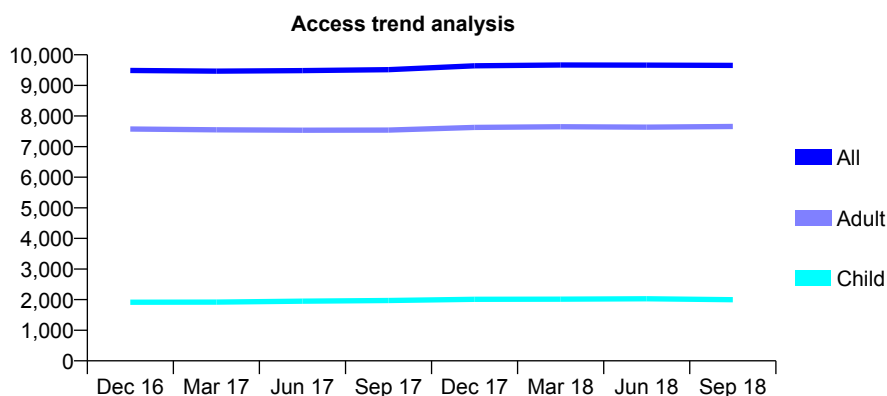
Q53 - Vital Signs At a Glance Contract Report for 262919/0001 - September 2018

Name or company name	Prestige Dental Care
Contract type name	GDS Contract
Purpose of contract	General
Contract start date	01/04/2006
Contract end date	

18/19 Contracted general activity (UDA)	37,353
Carry forward general activity (UDA)	0
18/19 Contracted orthodontic activity (UOA)	0
Carry forward orthodontic activity (UOA)	0
Baseline contract value	£943,333.11

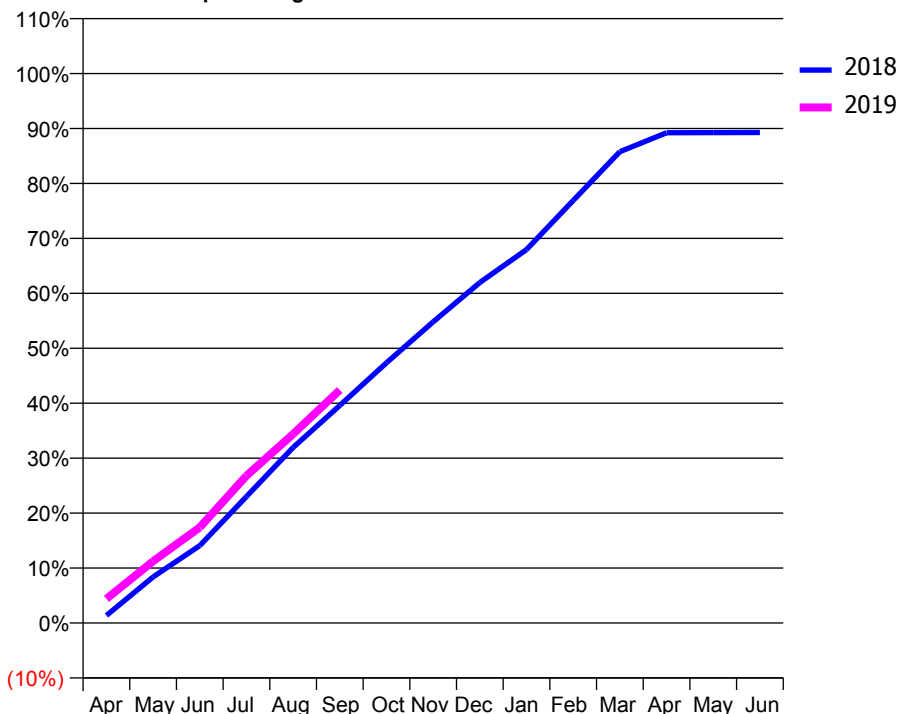
ACCESS*

Patients seen in 24 months	Total	Change since previous quarter
Quarter ending September 2017	9,512	
Quarter ending December 2017	9,639	→
Quarter ending March 2018	9,665	→
Quarter ending June 2018	9,664	→
Quarter ending September 2018	9,654	→
Variance since September 2017	1.5%	→



ACTIVITY

Cumulative percentage of contracted UDA delivered 2018 & 2019



Month	Adjusted Scheduled Activity (UDA)	
	2018	2019
April	511	1,644
May	3,129	4,199
June	5,259	6,503
July	8,599	10,009
August	11,933	12,845
September	14,792	15,841
October	17,690	
November	20,468	
December	23,144	
January	25,382	
February	28,725	
March	32,042	
April	33,327	
May	33,335	
June	33,347	

QUALITY

	Quantity	Base Number	Contract	AT	Region	England
% of FP17s for the same patient ID Re-attending within 3 months - Children	109	1,615	6.7%	9.2%	11.4%	11.6%
% of FP17s for the same patient ID Re-attending within 3 months - Adults	1,000	6,432	15.5%	12.5%	15.0%	15.5%
% of FP17s for the same patient ID Re-attending between 3 & 9 months - Children	1,061	1,615	65.7%	59.3%	59.9%	58.8%
% of FP17s for the same patient ID Re-attending between 3 & 9 months - Adults	4,228	6,432	65.7%	50.7%	52.0%	51.1%
% of FP17s for Band 1 Urgent Courses	272	7,504	3.6%	7.0%	8.0%	9.0%
% of FP17s Relating to Free Repair or Replacements	138	7,504	1.8%	0.8%	0.8%	0.8%
% of FP17s Relating to Continuations	218	7,504	2.9%	1.0%	0.9%	0.9%
% of Patients satisfied with the dentistry they have received	11	11	100.0%	93.7%	93.5%	93.3%
% of Patients satisfied with the time they had to wait for an appointment	11	11	100.0%	92.2%	89.1%	88.9%

* This is based on patients treated on this contract for their most recent course of treatment. Figures in italics indicate the base number of FP17s or Patient Questionnaire responses are less than 100. N/A is shown where the base number of responses is less than 10 during the period. % is calculated as Quantity/Base number*100

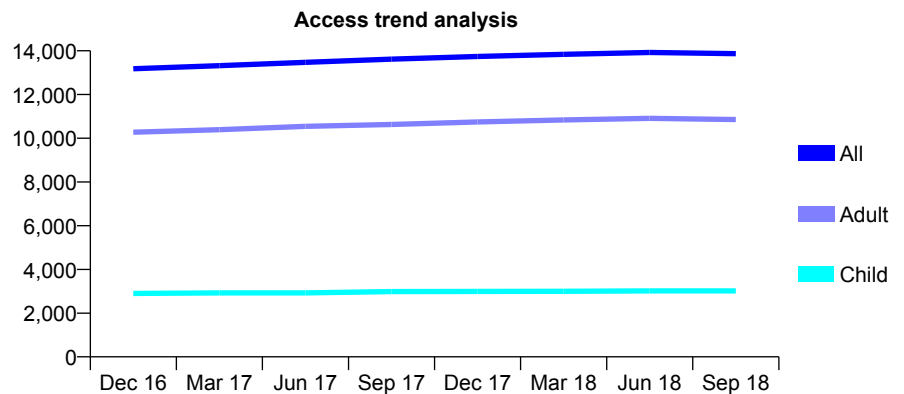
Q53 - Vital Signs At a Glance Contract Report for 269654/0001 - September 2018

Name or company name	MR H SANGHERA
Contract type name	GDS Contract
Purpose of contract	General
Contract start date	01/04/2006
Contract end date	

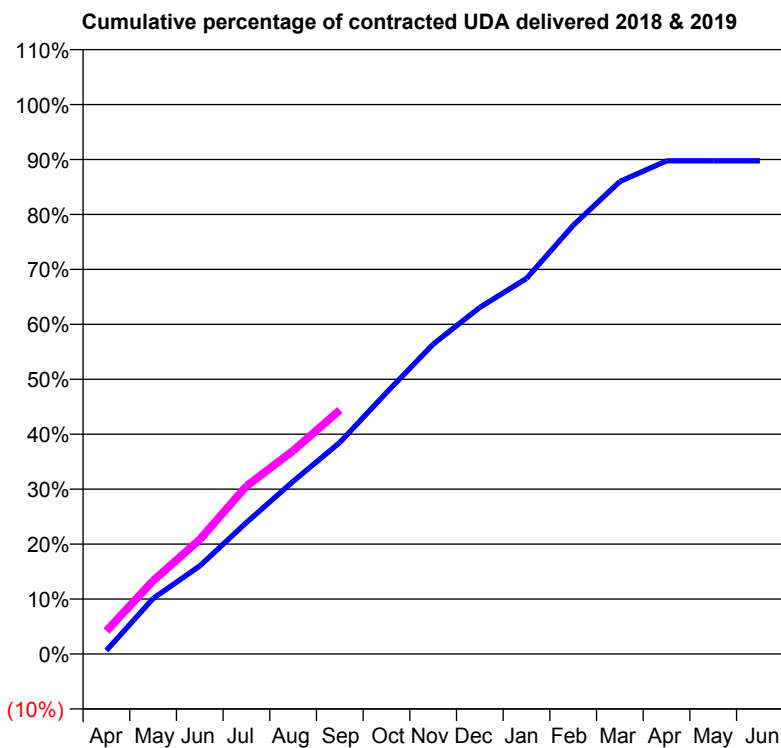
18/19 Contracted general activity (UDA)	36,773
Carry forward general activity (UDA)	0
18/19 Contracted orthodontic activity (UOA)	0
Carry forward orthodontic activity (UOA)	0
Baseline contract value	£1,031,909.56

ACCESS*

Patients seen in 24 months	Total	Change since previous quarter
Quarter ending September 2017	13,619	
Quarter ending December 2017	13,738	→
Quarter ending March 2018	13,840	→
Quarter ending June 2018	13,925	→
Quarter ending September 2018	13,870	→
Variance since September 2017	1.8%	→



ACTIVITY



Adjusted Scheduled Activity (UDA)		
Month	2018	2019
April	238	1,543
May	3,714	4,902
June	5,897	7,664
July	8,800	11,243
August	11,553	13,600
September	14,159	16,328
October	17,495	
November	20,738	
December	23,200	
January	25,129	
February	28,684	
March	31,618	
April	33,001	
May	33,001	
June	33,001	

QUALITY

	Quantity	Base Number	Contract	AT	Region	England
% of FP17s for the same patient ID Re-attending within 3 months - Children	99	1,819	5.4%	9.2%	11.4%	11.6%
% of FP17s for the same patient ID Re-attending within 3 months - Adults	458	5,324	8.6%	12.5%	15.0%	15.5%
% of FP17s for the same patient ID Re-attending between 3 & 9 months - Children	626	1,819	34.4%	59.3%	59.9%	58.8%
% of FP17s for the same patient ID Re-attending between 3 & 9 months - Adults	1,188	5,324	22.3%	50.7%	52.0%	51.1%
% of FP17s for Band 1 Urgent Courses	103	6,662	1.5%	7.0%	8.0%	9.0%
% of FP17s Relating to Free Repair or Replacements	70	6,662	1.1%	0.8%	0.8%	0.8%
% of FP17s Relating to Continuations	162	6,662	2.4%	1.0%	0.9%	0.9%
% of Patients satisfied with the dentistry they have received	14	14	100.0%	93.7%	93.5%	93.3%
% of Patients satisfied with the time they had to wait for an appointment	14	14	100.0%	92.2%	89.1%	88.9%

* This is based on patients treated on this contract for their most recent course of treatment. Figures in italics indicate the base number of FP17s or Patient Questionnaire responses are less than 100. N/A is shown where the base number of responses is less than 10 during the period. % is calculated as Quantity/Base number*100

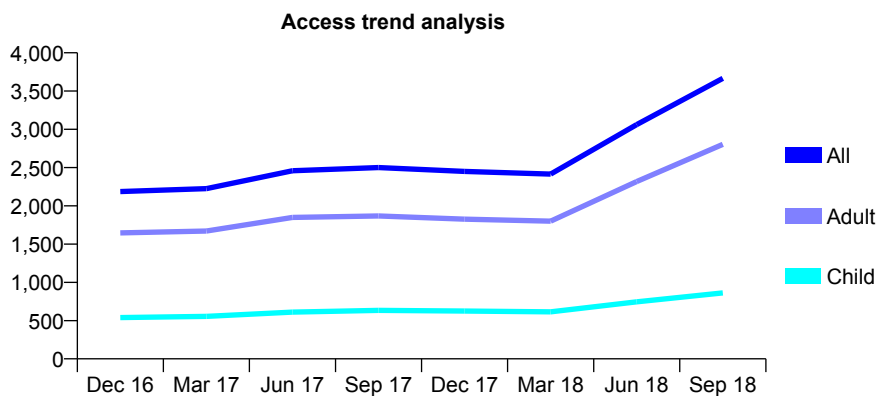
Q53 - Vital Signs At a Glance Contract Report for 273600/0003 - September 2018

Name or company name	MISS H ANJAM
Contract type name	GDS Contract
Purpose of contract	General
Contract start date	01/04/2007
Contract end date	

18/19 Contracted general activity (UDA)	13,216
Carry forward general activity (UDA)	232
18/19 Contracted orthodontic activity (UOA)	0
Carry forward orthodontic activity (UOA)	0
Baseline contract value	£298,275.83

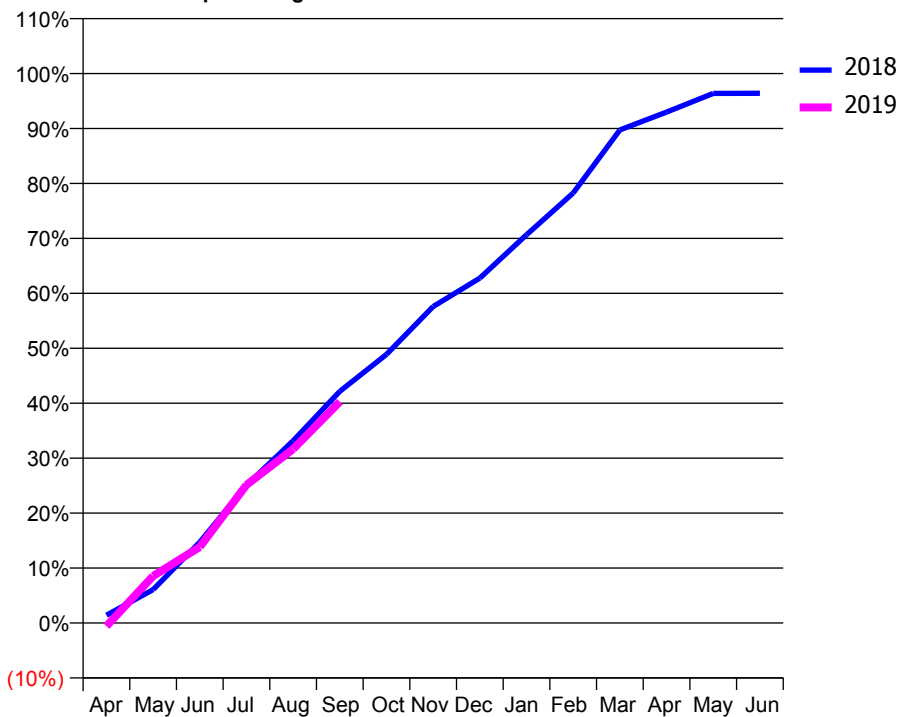
ACCESS*

Patients seen in 24 months	Total	Change since previous quarter
Quarter ending September 2017	2,501	
Quarter ending December 2017	2,450	↓
Quarter ending March 2018	2,414	↓
Quarter ending June 2018	3,062	↑
Quarter ending September 2018	3,666	↑
Variance since September 2017	46.6%	↑



ACTIVITY

Cumulative percentage of contracted UDA delivered 2018 & 2019



Month	Adjusted Scheduled Activity (UDA)	
	2018	2019
April	91	-78
May	391	1,130
June	946	1,830
July	1,614	3,321
August	2,133	4,184
September	2,713	5,322
October	3,145	
November	3,706	
December	4,039	
January	4,545	
February	5,035	
March	5,773	
April	5,982	
May	6,201	
June	6,202	

QUALITY

	Quantity	Base Number	Contract	AT	Region	England
% of FP17s for the same patient ID Re-attending within 3 months - Children	21	617	3.4%	9.2%	11.4%	11.6%
% of FP17s for the same patient ID Re-attending within 3 months - Adults	228	2,245	10.2%	12.5%	15.0%	15.5%
% of FP17s for the same patient ID Re-attending between 3 & 9 months - Children	151	617	24.5%	59.3%	59.9%	58.8%
% of FP17s for the same patient ID Re-attending between 3 & 9 months - Adults	506	2,245	22.5%	50.7%	52.0%	51.1%
% of FP17s for Band 1 Urgent Courses	344	2,676	12.9%	7.0%	8.0%	9.0%
% of FP17s Relating to Free Repair or Replacements	23	2,676	0.9%	0.8%	0.8%	0.8%
% of FP17s Relating to Continuations	24	2,676	0.9%	1.0%	0.9%	0.9%
% of Patients satisfied with the dentistry they have received	4	4	N/A	93.7%	93.5%	93.3%
% of Patients satisfied with the time they had to wait for an appointment	4	4	N/A	92.2%	89.1%	88.9%

* This is based on patients treated on this contract for their most recent course of treatment. Figures in italics indicate the base number of FP17s or Patient Questionnaire responses are less than 100. N/A is shown where the base number of responses is less than 10 during the period. % is calculated as Quantity/Base number*100

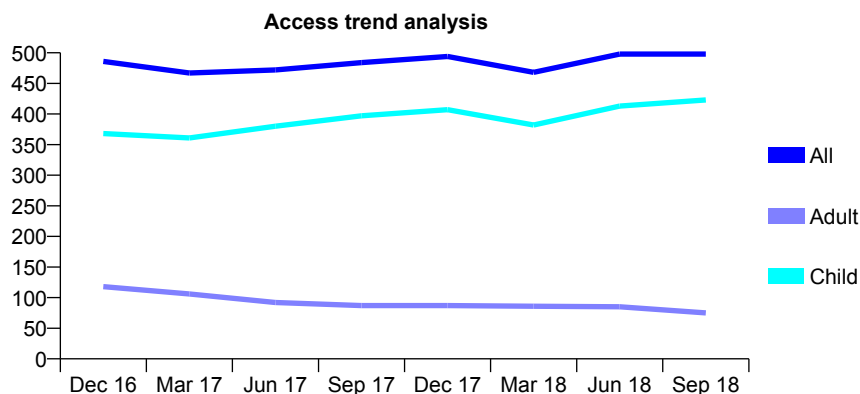
Q53 - Vital Signs At a Glance Contract Report for 296163/0001 - September 2018

Name or company name	MR S DHANDA
Contract type name	GDS Contract
Purpose of contract	General
Contract start date	01/01/2015
Contract end date	

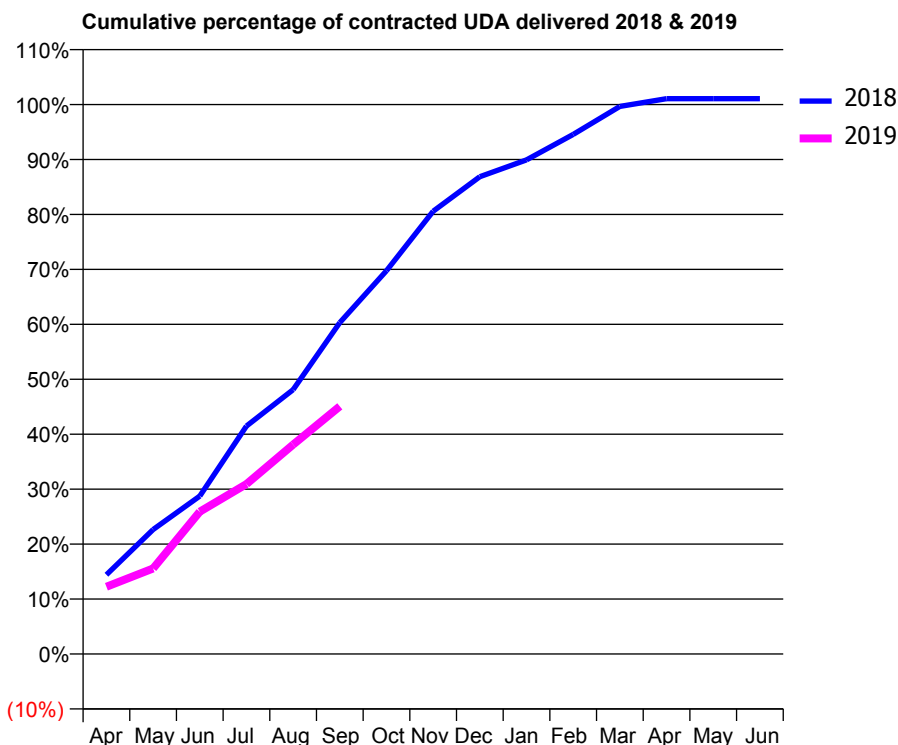
18/19 Contracted general activity (UDA)	1,021
Carry forward general activity (UDA)	-10
18/19 Contracted orthodontic activity (UOA)	0
Carry forward orthodontic activity (UOA)	0
Baseline contract value	£23,712.84

ACCESS*

Patients seen in 24 months	Total	Change since previous quarter
Quarter ending September 2017	484	
Quarter ending December 2017	494	↑
Quarter ending March 2018	468	↓
Quarter ending June 2018	498	↑
Quarter ending September 2018	498	→
Variance since September 2017	2.9%	↑



ACTIVITY



Month	Adjusted Scheduled Activity (UDA)	
	2018	2019
April	147	125
May	231	159
June	294	264
July	424	316
August	491	389
September	616	460
October	712	
November	823	
December	887	
January	918	
February	965	
March	1,017	
April	1,032	
May	1,032	
June	1,032	

QUALITY

	Quantity	Base Number	Contract	AT	Region	England
% of FP17s for the same patient ID Re-attending within 3 months - Children	17	359	4.7%	9.2%	11.4%	11.6%
% of FP17s for the same patient ID Re-attending within 3 months - Adults	1	25	4.0%	12.5%	15.0%	15.5%
% of FP17s for the same patient ID Re-attending between 3 & 9 months - Children	224	359	62.4%	59.3%	59.9%	58.8%
% of FP17s for the same patient ID Re-attending between 3 & 9 months - Adults	18	25	72.0%	50.7%	52.0%	51.1%
% of FP17s for Band 1 Urgent Courses	6	370	1.6%	7.0%	8.0%	9.0%
% of FP17s Relating to Free Repair or Replacements	0	370	0.0%	0.8%	0.8%	0.8%
% of FP17s Relating to Continuations	0	370	0.0%	1.0%	0.9%	0.9%
% of Patients satisfied with the dentistry they have received	0	0	N/A	93.7%	93.5%	93.3%
% of Patients satisfied with the time they had to wait for an appointment	0	0	N/A	92.2%	89.1%	88.9%

* This is based on patients treated on this contract for their most recent course of treatment. Figures in italics indicate the base number of FP17s or Patient Questionnaire responses are less than 100. N/A is shown where the base number of responses is less than 10 during the period. % is calculated as Quantity/Base number*100

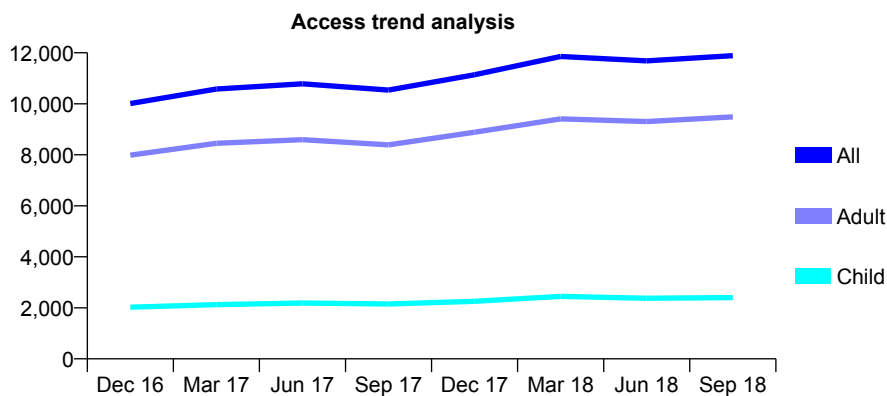
Q53 - Vital Signs At a Glance Contract Report for 309699/0001 - September 2018

Name or company name	MR DJ LANGMAN
Contract type name	GDS Contract
Purpose of contract	General
Contract start date	01/04/2006
Contract end date	

18/19 Contracted general activity (UDA)	29,745
Carry forward general activity (UDA)	251
18/19 Contracted orthodontic activity (UOA)	0
Carry forward orthodontic activity (UOA)	0
Baseline contract value	£957,641.10

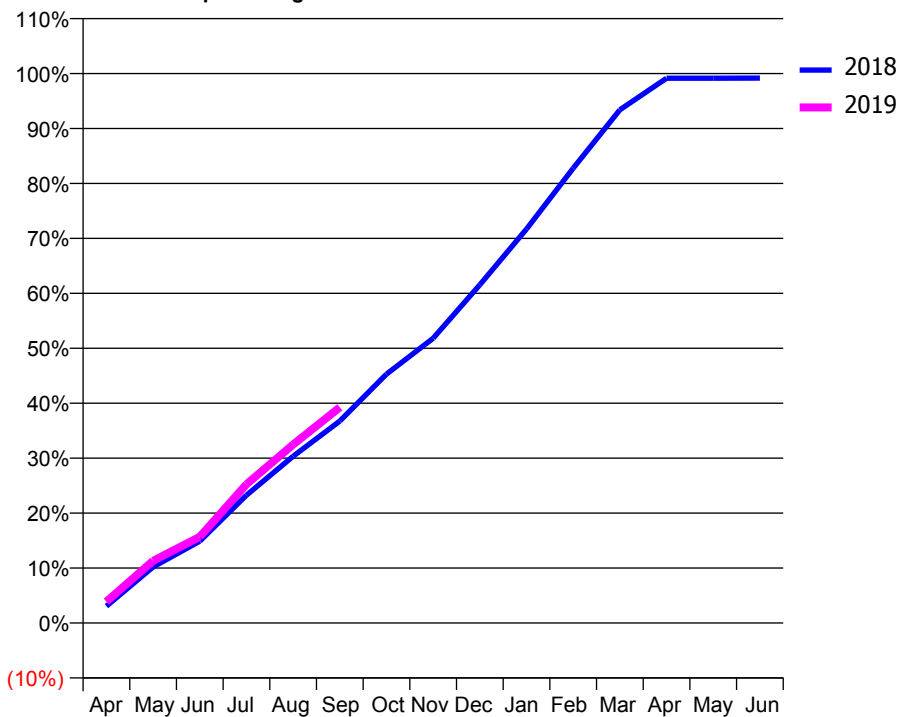
ACCESS*

Patients seen in 24 months	Total	Change since previous quarter
Quarter ending September 2017	10,540	
Quarter ending December 2017	11,138	↑
Quarter ending March 2018	11,858	↑
Quarter ending June 2018	11,683	↓
Quarter ending September 2018	11,888	→
Variance since September 2017	12.8%	↑



ACTIVITY

Cumulative percentage of contracted UDA delivered 2018 & 2019



Month	Adjusted Scheduled Activity (UDA)	
	2018	2019
April	912	1,155
May	3,038	3,366
June	4,427	4,668
July	6,918	7,509
August	9,023	9,662
September	10,933	11,676
October	13,471	
November	15,414	
December	18,311	
January	21,328	
February	24,615	
March	27,783	
April	29,492	
May	29,492	
June	29,494	

QUALITY

	Quantity	Base Number	Contract	AT	Region	England
% of FP17s for the same patient ID Re-attending within 3 months - Children	128	1,838	7.0%	9.2%	11.4%	11.6%
% of FP17s for the same patient ID Re-attending within 3 months - Adults	812	5,796	14.0%	12.5%	15.0%	15.5%
% of FP17s for the same patient ID Re-attending between 3 & 9 months - Children	1,141	1,838	62.1%	59.3%	59.9%	58.8%
% of FP17s for the same patient ID Re-attending between 3 & 9 months - Adults	2,285	5,796	39.4%	50.7%	52.0%	51.1%
% of FP17s for Band 1 Urgent Courses	404	6,700	6.0%	7.0%	8.0%	9.0%
% of FP17s Relating to Free Repair or Replacements	67	6,700	1.0%	0.8%	0.8%	0.8%
% of FP17s Relating to Continuations	63	6,700	0.9%	1.0%	0.9%	0.9%
% of Patients satisfied with the dentistry they have received	8	8	N/A	93.7%	93.5%	93.3%
% of Patients satisfied with the time they had to wait for an appointment	8	8	N/A	92.2%	89.1%	88.9%

* This is based on patients treated on this contract for their most recent course of treatment. Figures in italics indicate the base number of FP17s or Patient Questionnaire responses are less than 100. N/A is shown where the base number of responses is less than 10 during the period. % is calculated as Quantity/Base number*100

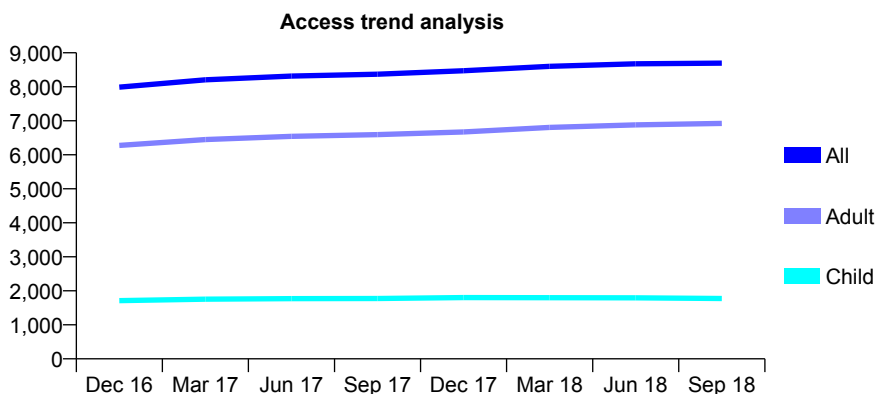
Q53 - Vital Signs At a Glance Contract Report for 309699/0002 - September 2018

Name or company name	MR DJ LANGMAN
Contract type name	GDS Contract
Purpose of contract	General
Contract start date	01/04/2006
Contract end date	

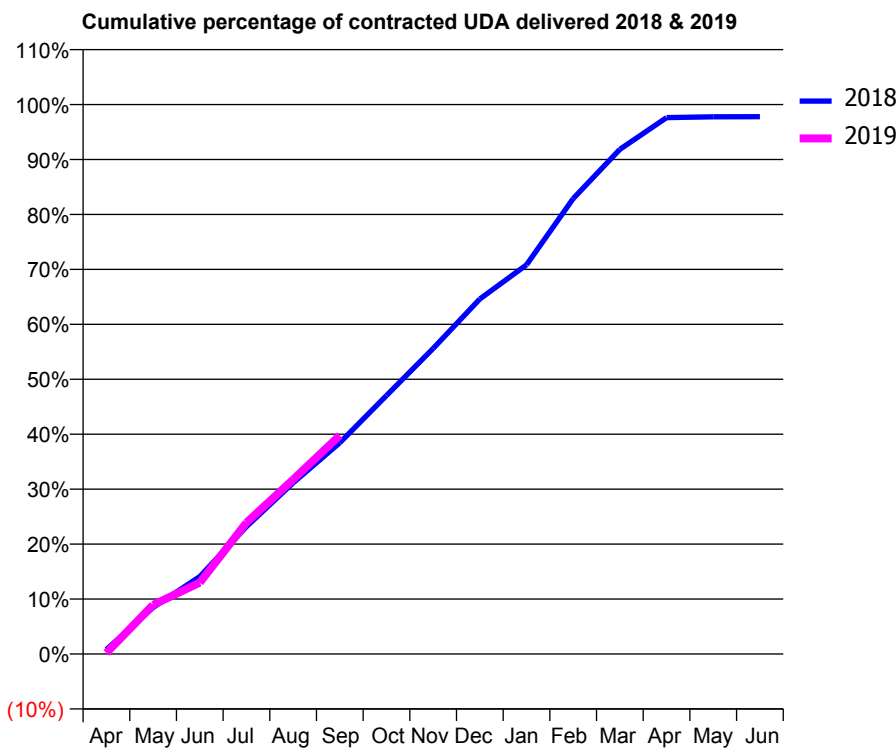
18/19 Contracted general activity (UDA)	22,500
Carry forward general activity (UDA)	500
18/19 Contracted orthodontic activity (UOA)	0
Carry forward orthodontic activity (UOA)	0
Baseline contract value	£724,388.12

ACCESS*

Patients seen in 24 months	Total	Change since previous quarter
Quarter ending September 2017	8,371	
Quarter ending December 2017	8,471	→
Quarter ending March 2018	8,602	→
Quarter ending June 2018	8,677	→
Quarter ending September 2018	8,696	→
Variance since September 2017	3.9%	↑



ACTIVITY



Month	Adjusted Scheduled Activity (UDA)	
	2018	2019
April	182	47
May	1,906	2,013
June	3,168	2,923
July	5,219	5,380
August	7,007	7,146
September	8,652	8,953
October	10,585	
November	12,512	
December	14,535	
January	15,933	
February	18,651	
March	20,663	
April	21,961	
May	21,997	
June	22,000	

QUALITY

	Quantity	Base Number	Contract	AT	Region	England
% of FP17s for the same patient ID Re-attending within 3 months - Children	112	1,497	7.5%	9.2%	11.4%	11.6%
% of FP17s for the same patient ID Re-attending within 3 months - Adults	703	5,097	13.8%	12.5%	15.0%	15.5%
% of FP17s for the same patient ID Re-attending between 3 & 9 months - Children	1,066	1,497	71.2%	59.3%	59.9%	58.8%
% of FP17s for the same patient ID Re-attending between 3 & 9 months - Adults	2,781	5,097	54.6%	50.7%	52.0%	51.1%
% of FP17s for Band 1 Urgent Courses	337	5,870	5.7%	7.0%	8.0%	9.0%
% of FP17s Relating to Free Repair or Replacements	77	5,870	1.3%	0.8%	0.8%	0.8%
% of FP17s Relating to Continuations	61	5,870	1.0%	1.0%	0.9%	0.9%
% of Patients satisfied with the dentistry they have received	12	12	100.0%	93.7%	93.5%	93.3%
% of Patients satisfied with the time they had to wait for an appointment	11	12	91.7%	92.2%	89.1%	88.9%

* This is based on patients treated on this contract for their most recent course of treatment. Figures in italics indicate the base number of FP17s or Patient Questionnaire responses are less than 100. N/A is shown where the base number of responses is less than 10 during the period. % is calculated as Quantity/Base number*100

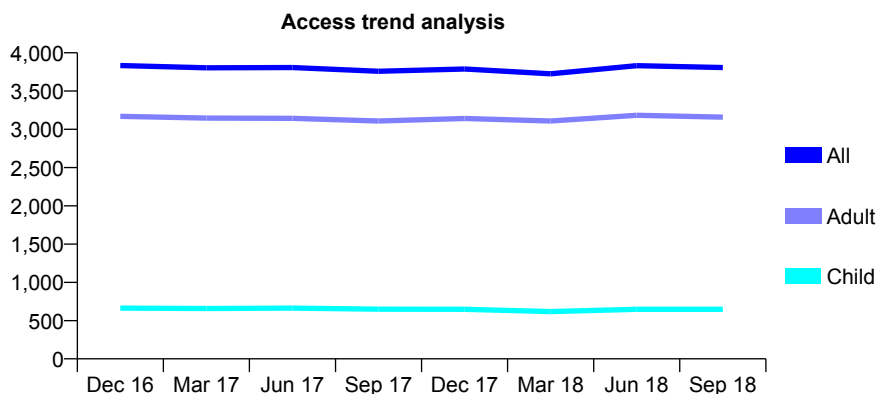
Q53 - Vital Signs At a Glance Contract Report for 324531/0001 - September 2018

Name or company name	MISS AH DAVEY
Contract type name	GDS Contract
Purpose of contract	General
Contract start date	01/04/2006
Contract end date	

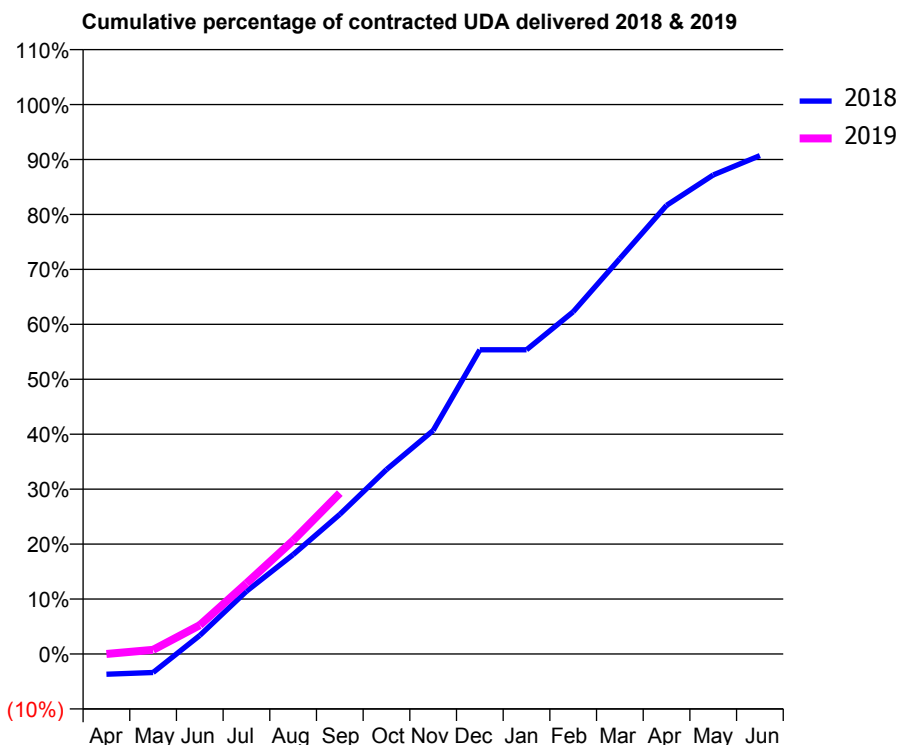
18/19 Contracted general activity (UDA)	10,389
Carry forward general activity (UDA)	0
18/19 Contracted orthodontic activity (UOA)	0
Carry forward orthodontic activity (UOA)	0
Baseline contract value	£225,238.17

ACCESS*

Patients seen in 24 months	Total	Change since previous quarter
Quarter ending September 2017	3,758	
Quarter ending December 2017	3,788	→
Quarter ending March 2018	3,726	↓
Quarter ending June 2018	3,831	↑
Quarter ending September 2018	3,807	→
Variance since September 2017	1.3%	→



ACTIVITY



Month	Adjusted Scheduled Activity (UDA)	
	2018	2019
April	-384	0
May	-353	80
June	351	545
July	1,185	1,336
August	1,879	2,147
September	2,641	3,043
October	3,487	
November	4,228	
December	5,752	
January	5,752	
February	6,472	
March	7,475	
April	8,481	
May	9,058	
June	9,422	

QUALITY

	Quantity	Base Number	Contract	AT	Region	England
% of FP17s for the same patient ID Re-attending within 3 months - Children	45	603	7.5%	9.2%	11.4%	11.6%
% of FP17s for the same patient ID Re-attending within 3 months - Adults	287	2,229	12.9%	12.5%	15.0%	15.5%
% of FP17s for the same patient ID Re-attending between 3 & 9 months - Children	323	603	53.6%	59.3%	59.9%	58.8%
% of FP17s for the same patient ID Re-attending between 3 & 9 months - Adults	858	2,229	38.5%	50.7%	52.0%	51.1%
% of FP17s for Band 1 Urgent Courses	132	1,843	7.2%	7.0%	8.0%	9.0%
% of FP17s Relating to Free Repair or Replacements	15	1,843	0.8%	0.8%	0.8%	0.8%
% of FP17s Relating to Continuations	17	1,843	0.9%	1.0%	0.9%	0.9%
% of Patients satisfied with the dentistry they have received	9	9	N/A	93.7%	93.5%	93.3%
% of Patients satisfied with the time they had to wait for an appointment	7	9	N/A	92.2%	89.1%	88.9%

* This is based on patients treated on this contract for their most recent course of treatment. Figures in italics indicate the base number of FP17s or Patient Questionnaire responses are less than 100. N/A is shown where the base number of responses is less than 10 during the period. % is calculated as Quantity/Base number*100

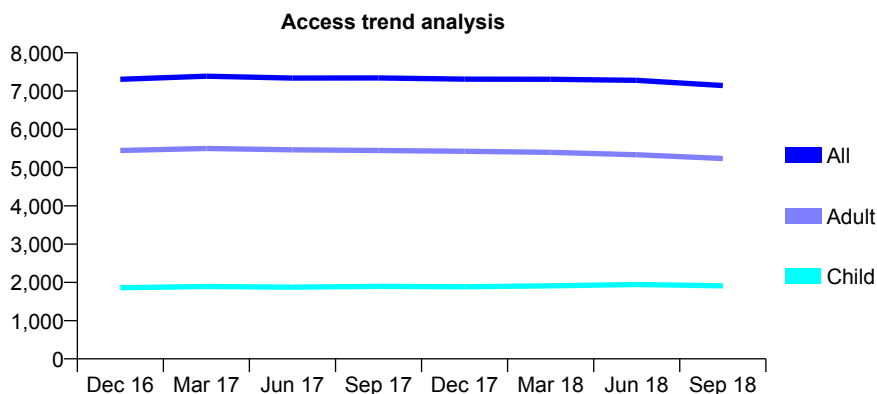
Q53 - Vital Signs At a Glance Contract Report for 325708/0006 - September 2018

Name or company name	Balbir S Bhandal, Amrik S Bhandal & Baljit
Contract type name	GDS Contract
Purpose of contract	General and Orthodontic
Contract start date	01/04/2006
Contract end date	

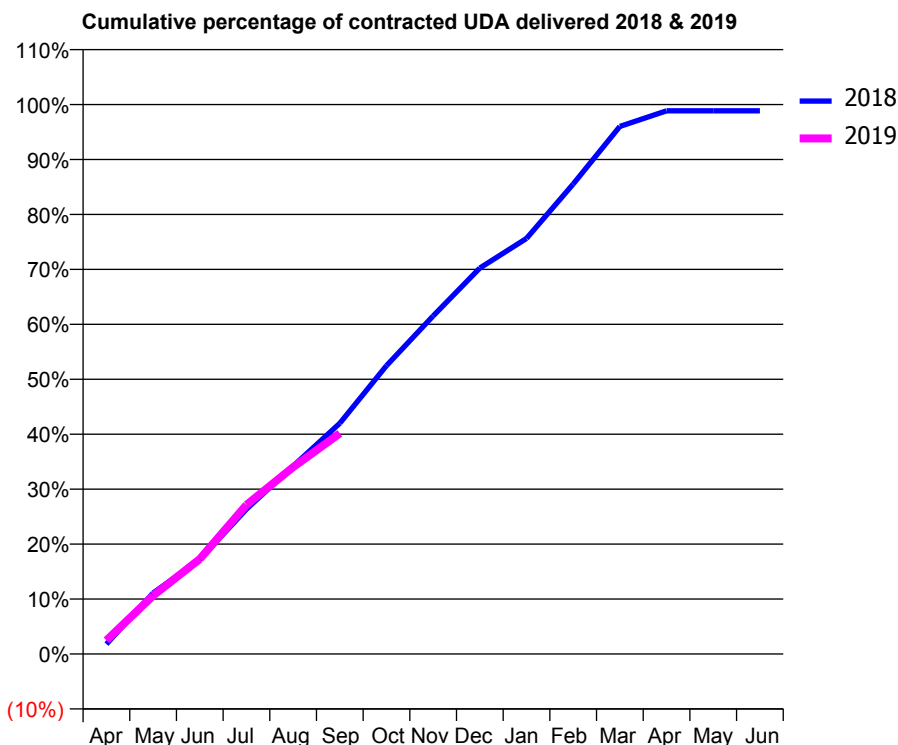
18/19 Contracted general activity (UDA)	23,158
Carry forward general activity (UDA)	264
18/19 Contracted orthodontic activity (UOA)	203
Carry forward orthodontic activity (UOA)	8
Baseline contract value	£555,416.65

ACCESS*

Patients seen in 24 months	Total	Change since previous quarter
Quarter ending September 2017	7,344	
Quarter ending December 2017	7,310	→
Quarter ending March 2018	7,308	→
Quarter ending June 2018	7,280	→
Quarter ending September 2018	7,145	↓
Variance since September 2017	(2.7%)	↓



ACTIVITY



Month	Adjusted Scheduled Activity (UDA)	
	2018	2019
April	421	576
May	2,570	2,456
June	3,983	4,006
July	6,108	6,286
August	7,922	7,877
September	9,726	9,297
October	12,151	
November	14,251	
December	16,265	
January	17,515	
February	19,808	
March	22,236	
April	22,891	
May	22,891	
June	22,894	

QUALITY

	Quantity	Base Number	Contract	AT	Region	England
% of FP17s for the same patient ID Re-attending within 3 months - Children	66	1,238	5.3%	9.2%	11.4%	11.6%
% of FP17s for the same patient ID Re-attending within 3 months - Adults	463	3,602	12.9%	12.5%	15.0%	15.5%
% of FP17s for the same patient ID Re-attending between 3 & 9 months - Children	711	1,238	57.4%	59.3%	59.9%	58.8%
% of FP17s for the same patient ID Re-attending between 3 & 9 months - Adults	2,100	3,602	58.3%	50.7%	52.0%	51.1%
% of FP17s for Band 1 Urgent Courses	314	4,584	6.8%	7.0%	8.0%	9.0%
% of FP17s Relating to Free Repair or Replacements	52	4,584	1.1%	0.8%	0.8%	0.8%
% of FP17s Relating to Continuations	38	4,584	0.8%	1.0%	0.9%	0.9%
% of Patients satisfied with the dentistry they have received	6	6	N/A	93.7%	93.5%	93.3%
% of Patients satisfied with the time they had to wait for an appointment	6	6	N/A	92.2%	89.1%	88.9%

* This is based on patients treated on this contract for their most recent course of treatment. Figures in italics indicate the base number of FP17s or Patient Questionnaire responses are less than 100. N/A is shown where the base number of responses is less than 10 during the period. % is calculated as Quantity/Base number*100

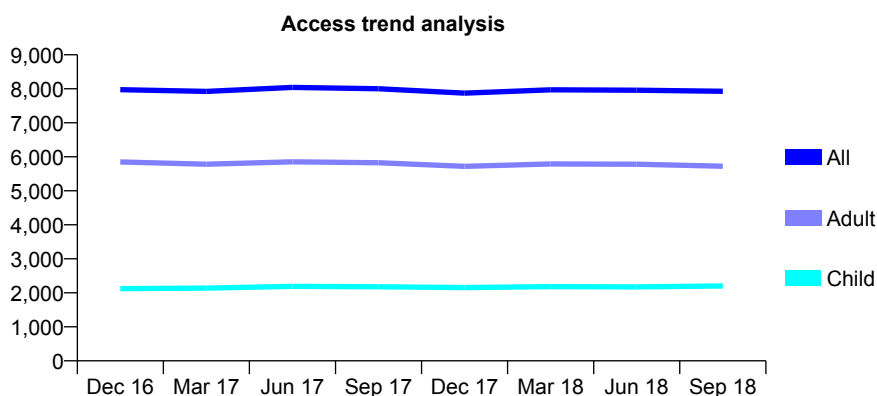
Q53 - Vital Signs At a Glance Contract Report for 331805/0002 - September 2018

Name or company name	MR JS SHERGILL
Contract type name	GDS Contract
Purpose of contract	General
Contract start date	01/04/2006
Contract end date	

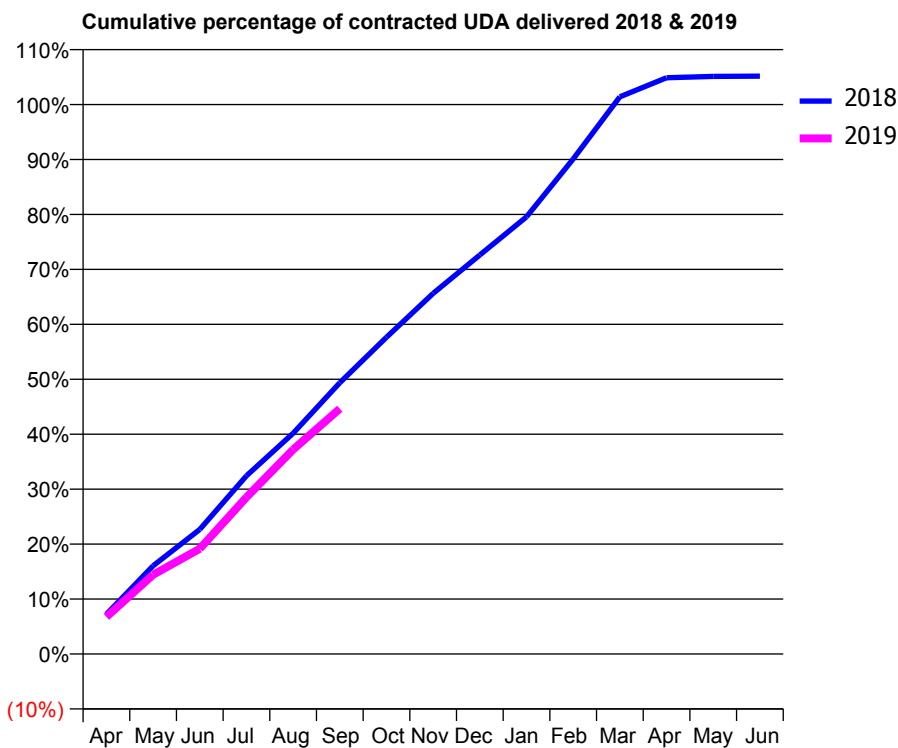
18/19 Contracted general activity (UDA)	19,165
Carry forward general activity (UDA)	-383
18/19 Contracted orthodontic activity (UOA)	0
Carry forward orthodontic activity (UOA)	0
Baseline contract value	£480,953.69

ACCESS*

Patients seen in 24 months	Total	Change since previous quarter
Quarter ending September 2017	8,002	
Quarter ending December 2017	7,874	↓
Quarter ending March 2018	7,971	→
Quarter ending June 2018	7,960	→
Quarter ending September 2018	7,928	→
Variance since September 2017	(0.9%)	→



ACTIVITY



Month	Adjusted Scheduled Activity (UDA)	
	2018	2019
April	1,389	1,294
May	3,077	2,765
June	4,347	3,670
July	6,215	5,469
August	7,701	7,131
September	9,462	8,557
October	11,047	
November	12,580	
December	13,917	
January	15,248	
February	17,265	
March	19,431	
April	20,099	
May	20,145	
June	20,155	

QUALITY

	Quantity	Base Number	Contract	AT	Region	England
% of FP17s for the same patient ID Re-attending within 3 months - Children	93	1,513	6.1%	9.2%	11.4%	11.6%
% of FP17s for the same patient ID Re-attending within 3 months - Adults	267	3,230	8.3%	12.5%	15.0%	15.5%
% of FP17s for the same patient ID Re-attending between 3 & 9 months - Children	883	1,513	58.4%	59.3%	59.9%	58.8%
% of FP17s for the same patient ID Re-attending between 3 & 9 months - Adults	1,662	3,230	51.5%	50.7%	52.0%	51.1%
% of FP17s for Band 1 Urgent Courses	263	4,417	6.0%	7.0%	8.0%	9.0%
% of FP17s Relating to Free Repair or Replacements	29	4,417	0.7%	0.8%	0.8%	0.8%
% of FP17s Relating to Continuations	49	4,417	1.1%	1.0%	0.9%	0.9%
% of Patients satisfied with the dentistry they have received	4	4	N/A	93.7%	93.5%	93.3%
% of Patients satisfied with the time they had to wait for an appointment	4	4	N/A	92.2%	89.1%	88.9%

* This is based on patients treated on this contract for their most recent course of treatment. Figures in italics indicate the base number of FP17s or Patient Questionnaire responses are less than 100. N/A is shown where the base number of responses is less than 10 during the period. % is calculated as Quantity/Base number*100

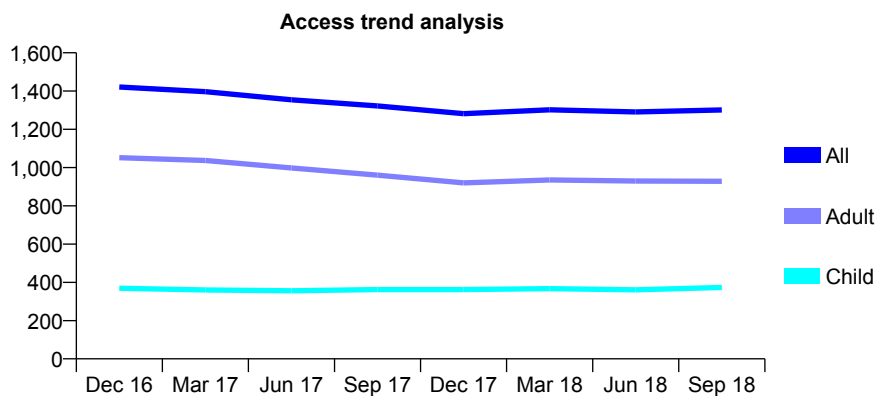
Q53 - Vital Signs At a Glance Contract Report for 331805/0003 - September 2018

Name or company name	MR JS SHERGILL
Contract type name	GDS Contract
Purpose of contract	General
Contract start date	01/04/2006
Contract end date	

18/19 Contracted general activity (UDA)	3,550
Carry forward general activity (UDA)	0
18/19 Contracted orthodontic activity (UOA)	0
Carry forward orthodontic activity (UOA)	0
Baseline contract value	£90,046.96

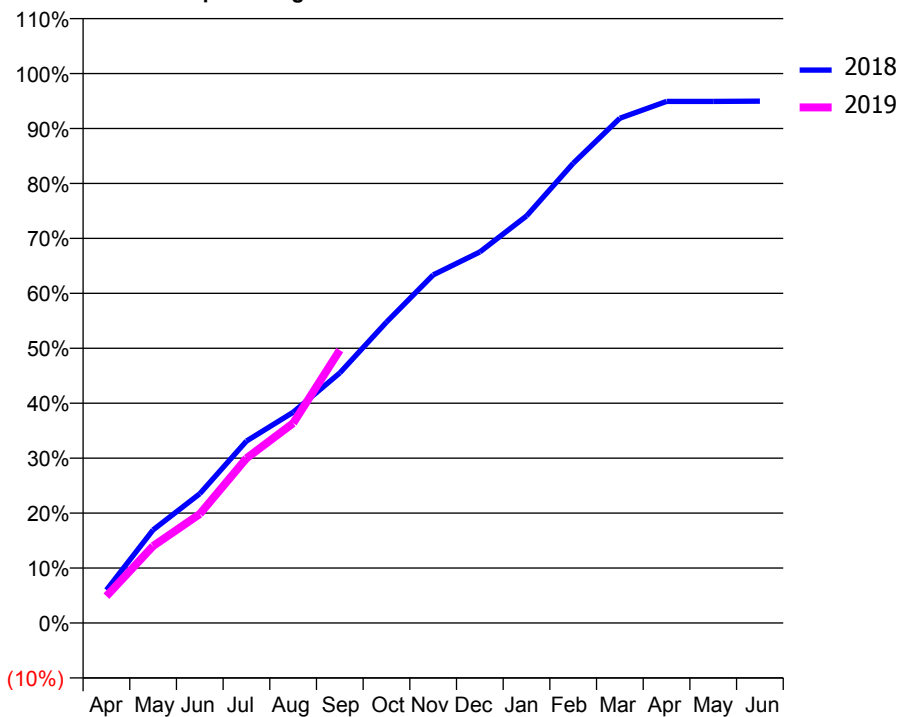
ACCESS*

Patients seen in 24 months	Total	Change since previous quarter
Quarter ending September 2017	1,322	
Quarter ending December 2017	1,282	↓
Quarter ending March 2018	1,302	→
Quarter ending June 2018	1,291	→
Quarter ending September 2018	1,301	→
Variance since September 2017	(1.6%)	↓



ACTIVITY

Cumulative percentage of contracted UDA delivered 2018 & 2019



Month	Adjusted Scheduled Activity (UDA)	
	2018	2019
April	213	174
May	602	497
June	835	704
July	1,175	1,064
August	1,361	1,291
September	1,615	1,763
October	1,944	
November	2,249	
December	2,397	
January	2,630	
February	2,970	
March	3,261	
April	3,370	
May	3,370	
June	3,372	

QUALITY

	Quantity	Base Number	Contract	AT	Region	England
% of FP17s for the same patient ID Re-attending within 3 months - Children	13	281	4.6%	9.2%	11.4%	11.6%
% of FP17s for the same patient ID Re-attending within 3 months - Adults	97	653	14.9%	12.5%	15.0%	15.5%
% of FP17s for the same patient ID Re-attending between 3 & 9 months - Children	167	281	59.4%	59.3%	59.9%	58.8%
% of FP17s for the same patient ID Re-attending between 3 & 9 months - Adults	325	653	49.8%	50.7%	52.0%	51.1%
% of FP17s for Band 1 Urgent Courses	74	865	8.6%	7.0%	8.0%	9.0%
% of FP17s Relating to Free Repair or Replacements	6	865	0.7%	0.8%	0.8%	0.8%
% of FP17s Relating to Continuations	5	865	0.6%	1.0%	0.9%	0.9%
% of Patients satisfied with the dentistry they have received	2	3	N/A	93.7%	93.5%	93.3%
% of Patients satisfied with the time they had to wait for an appointment	2	3	N/A	92.2%	89.1%	88.9%

* This is based on patients treated on this contract for their most recent course of treatment. Figures in italics indicate the base number of FP17s or Patient Questionnaire responses are less than 100. N/A is shown where the base number of responses is less than 10 during the period. % is calculated as Quantity/Base number*100

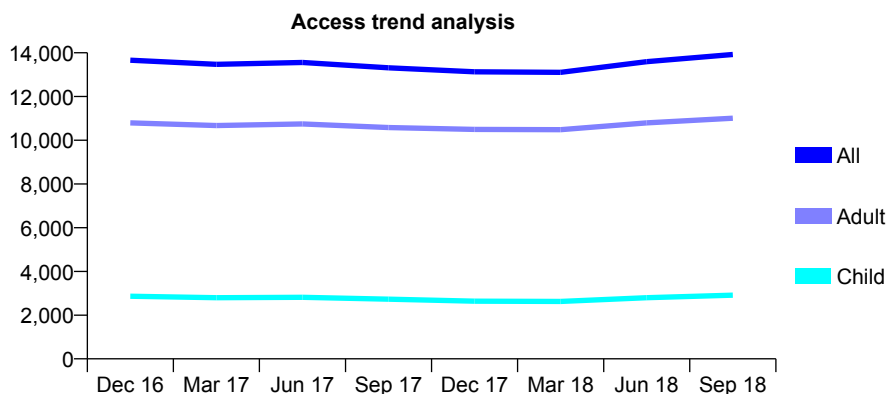
Q53 - Vital Signs At a Glance Contract Report for 334820/0001 - September 2018

Name or company name	MR AS DULKU
Contract type name	GDS Contract
Purpose of contract	General
Contract start date	01/04/2006
Contract end date	

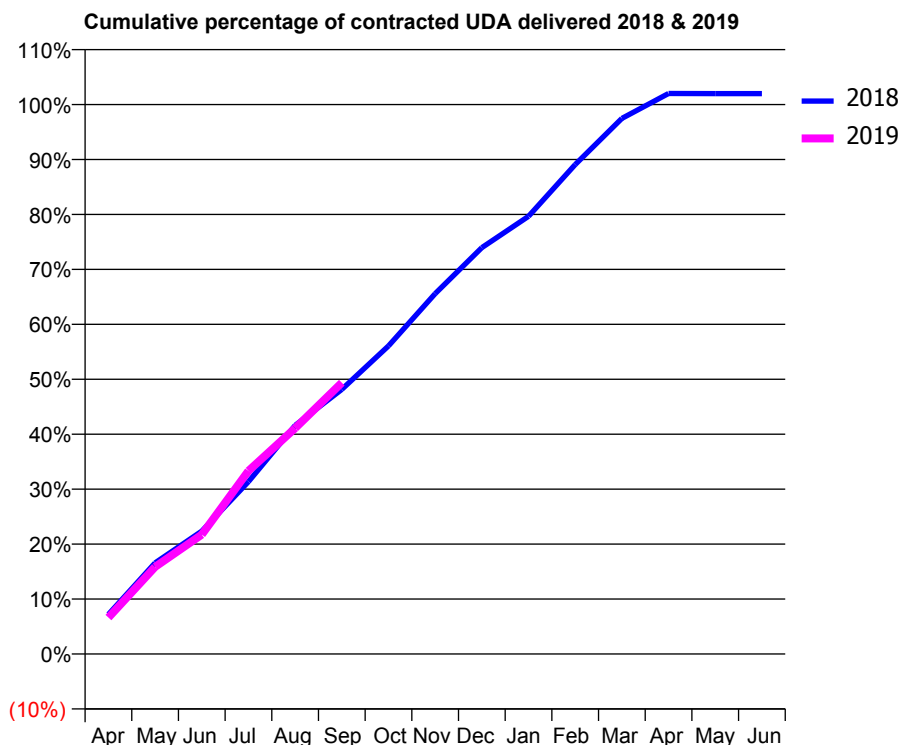
18/19 Contracted general activity (UDA)	44,202
Carry forward general activity (UDA)	-871
18/19 Contracted orthodontic activity (UOA)	0
Carry forward orthodontic activity (UOA)	0
Baseline contract value	£1,344,843.63

ACCESS*

Patients seen in 24 months	Total	Change since previous quarter
Quarter ending September 2017	13,312	
Quarter ending December 2017	13,132	↓
Quarter ending March 2018	13,108	→
Quarter ending June 2018	13,595	↑
Quarter ending September 2018	13,923	↑
Variance since September 2017	4.6%	↑



ACTIVITY



Adjusted Scheduled Activity (UDA)		
Month	2018	2019
April	3,196	2,932
May	7,330	7,011
June	9,887	9,606
July	13,859	14,733
August	18,391	18,165
September	21,285	21,819
October	24,786	
November	28,993	
December	32,687	
January	35,206	
February	39,368	
March	43,081	
April	45,094	
May	45,077	
June	45,074	

QUALITY

	Quantity	Base Number	Contract	AT	Region	England
% of FP17s for the same patient ID Re-attending within 3 months - Children	156	2,737	5.7%	9.2%	11.4%	11.6%
% of FP17s for the same patient ID Re-attending within 3 months - Adults	1,150	10,567	10.9%	12.5%	15.0%	15.5%
% of FP17s for the same patient ID Re-attending between 3 & 9 months - Children	1,743	2,737	63.7%	59.3%	59.9%	58.8%
% of FP17s for the same patient ID Re-attending between 3 & 9 months - Adults	7,241	10,567	68.5%	50.7%	52.0%	51.1%
% of FP17s for Band 1 Urgent Courses	327	12,272	2.7%	7.0%	8.0%	9.0%
% of FP17s Relating to Free Repair or Replacements	89	12,272	0.7%	0.8%	0.8%	0.8%
% of FP17s Relating to Continuations	174	12,272	1.4%	1.0%	0.9%	0.9%
% of Patients satisfied with the dentistry they have received	14	14	100.0%	93.7%	93.5%	93.3%
% of Patients satisfied with the time they had to wait for an appointment	13	14	92.9%	92.2%	89.1%	88.9%

* This is based on patients treated on this contract for their most recent course of treatment. Figures in italics indicate the base number of FP17s or Patient Questionnaire responses are less than 100. N/A is shown where the base number of responses is less than 10 during the period. % is calculated as Quantity/Base number*100

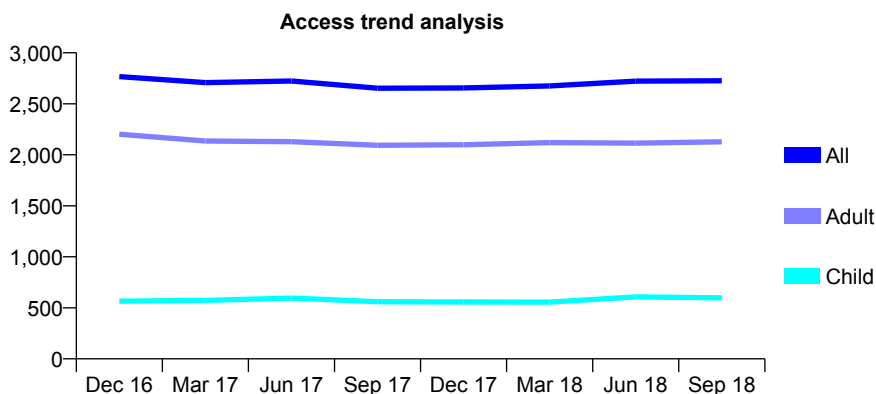
Q53 - Vital Signs At a Glance Contract Report for 339202/0001 - September 2018

Name or company name	MR M FIAZ
Contract type name	GDS Contract
Purpose of contract	General
Contract start date	01/04/2006
Contract end date	

18/19 Contracted general activity (UDA)	12,500
Carry forward general activity (UDA)	0
18/19 Contracted orthodontic activity (UOA)	0
Carry forward orthodontic activity (UOA)	0
Baseline contract value	£349,641.23

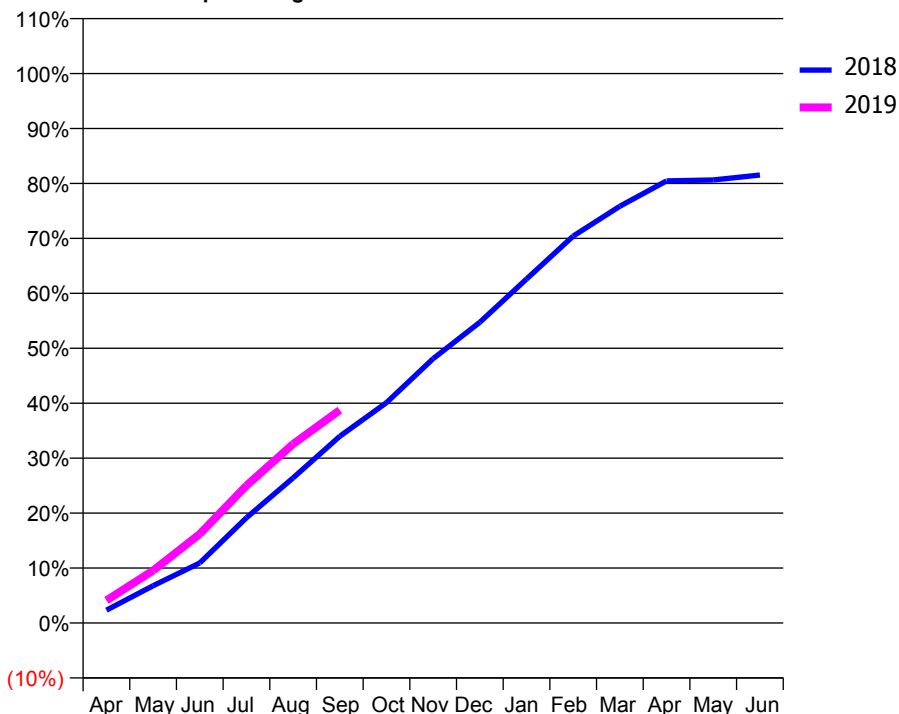
ACCESS*

Patients seen in 24 months	Total	Change since previous quarter
Quarter ending September 2017	2,653	
Quarter ending December 2017	2,656	→
Quarter ending March 2018	2,675	→
Quarter ending June 2018	2,722	→
Quarter ending September 2018	2,726	→
Variance since September 2017	2.8%	↑



ACTIVITY

Cumulative percentage of contracted UDA delivered 2018 & 2019



Adjusted Scheduled Activity (UDA)

Month	2018	2019
April	294	514
May	847	1,195
June	1,365	2,025
July	2,395	3,127
August	3,301	4,072
September	4,247	4,843
October	5,012	
November	6,015	
December	6,841	
January	7,825	
February	8,800	
March	9,479	
April	10,058	
May	10,079	
June	10,190	

QUALITY

	Quantity	Base Number	Contract	AT	Region	England
% of FP17s for the same patient ID Re-attending within 3 months - Children	57	377	15.1%	9.2%	11.4%	11.6%
% of FP17s for the same patient ID Re-attending within 3 months - Adults	261	1,186	22.0%	12.5%	15.0%	15.5%
% of FP17s for the same patient ID Re-attending between 3 & 9 months - Children	83	377	22.0%	59.3%	59.9%	58.8%
% of FP17s for the same patient ID Re-attending between 3 & 9 months - Adults	287	1,186	24.2%	50.7%	52.0%	51.1%
% of FP17s for Band 1 Urgent Courses	225	1,381	16.3%	7.0%	8.0%	9.0%
% of FP17s Relating to Free Repair or Replacements	31	1,381	2.2%	0.8%	0.8%	0.8%
% of FP17s Relating to Continuations	30	1,381	2.2%	1.0%	0.9%	0.9%
% of Patients satisfied with the dentistry they have received	7	7	N/A	93.7%	93.5%	93.3%
% of Patients satisfied with the time they had to wait for an appointment	7	7	N/A	92.2%	89.1%	88.9%

* This is based on patients treated on this contract for their most recent course of treatment. Figures in italics indicate the base number of FP17s or Patient Questionnaire responses are less than 100. N/A is shown where the base number of responses is less than 10 during the period. % is calculated as Quantity/Base number*100

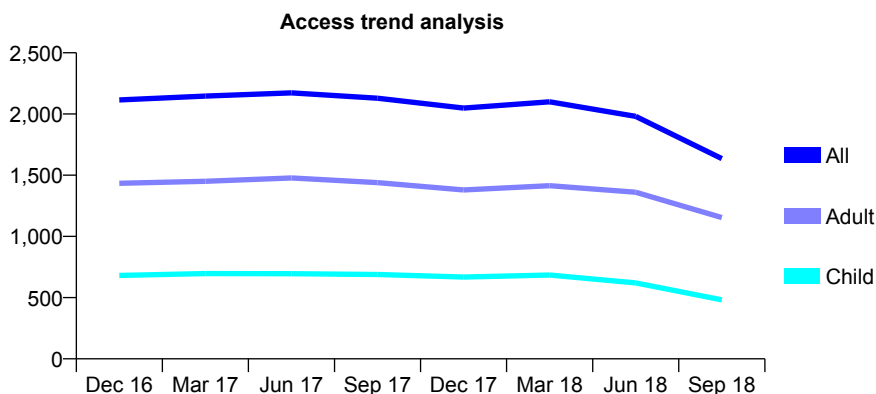
Q53 - Vital Signs At a Glance Contract Report for 339245/0001 - September 2018

Name or company name	MR SS TIWANA
Contract type name	GDS Contract
Purpose of contract	General
Contract start date	01/04/2006
Contract end date	10/05/2018

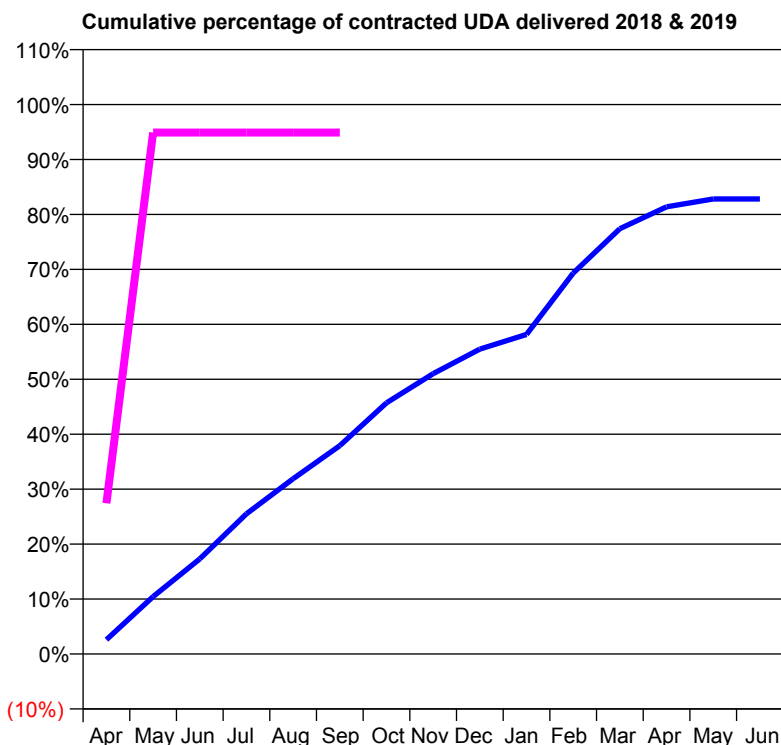
18/19 Contracted general activity (UDA)	763
Carry forward general activity (UDA)	0
18/19 Contracted orthodontic activity (UOA)	0
Carry forward orthodontic activity (UOA)	0
Baseline contract value	£16,751.51

ACCESS*

Patients seen in 24 months	Total	Change since previous quarter
Quarter ending September 2017	2,129	
Quarter ending December 2017	2,048	↓
Quarter ending March 2018	2,100	↑
Quarter ending June 2018	1,981	↓
Quarter ending September 2018	1,636	↓
Variance since September 2017	(23.2%)	↓



ACTIVITY



Adjusted Scheduled Activity (UDA)		
Month	2018	2019
April	181	209
May	722	724
June	1,198	724
July	1,765	724
August	2,206	724
September	2,622	724
October	3,161	
November	3,529	
December	3,836	
January	4,021	
February	4,793	
March	5,353	
April	5,628	
May	5,726	
June	5,726	

QUALITY

	Quantity	Base Number	Contract	AT	Region	England
% of FP17s for the same patient ID Re-attending within 3 months - Children	13	130	10.0%	9.2%	11.4%	11.6%
% of FP17s for the same patient ID Re-attending within 3 months - Adults	50	339	14.7%	12.5%	15.0%	15.5%
% of FP17s for the same patient ID Re-attending between 3 & 9 months - Children	85	130	65.4%	59.3%	59.9%	58.8%
% of FP17s for the same patient ID Re-attending between 3 & 9 months - Adults	158	339	46.6%	50.7%	52.0%	51.1%
% of FP17s for Band 1 Urgent Courses	20	329	6.1%	7.0%	8.0%	9.0%
% of FP17s Relating to Free Repair or Replacements	0	329	0.0%	0.8%	0.8%	0.8%
% of FP17s Relating to Continuations	9	329	2.7%	1.0%	0.9%	0.9%
% of Patients satisfied with the dentistry they have received	1	1	N/A	93.7%	93.5%	93.3%
% of Patients satisfied with the time they had to wait for an appointment	1	1	N/A	92.2%	89.1%	88.9%

* This is based on patients treated on this contract for their most recent course of treatment. Figures in italics indicate the base number of FP17s or Patient Questionnaire responses are less than 100. N/A is shown where the base number of responses is less than 10 during the period. % is calculated as Quantity/Base number*100

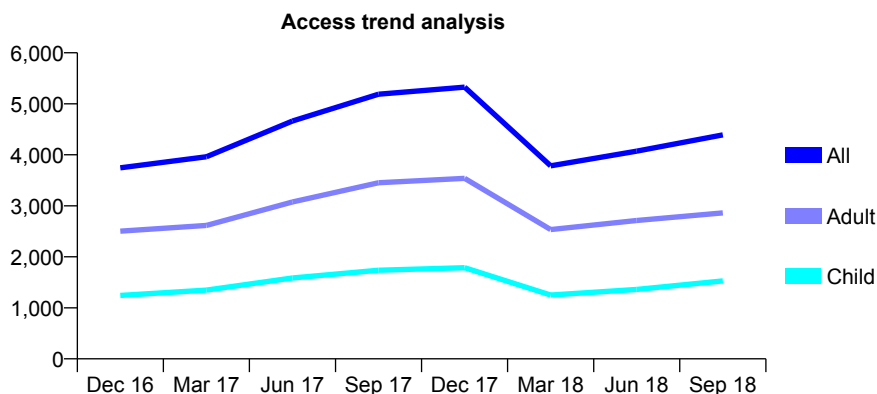
Q53 - Vital Signs At a Glance Contract Report for 339830/0001 - September 2018

Name or company name	Mr Kavanagh and Mr Dehal
Contract type name	GDS Contract
Purpose of contract	General
Contract start date	01/04/2006
Contract end date	

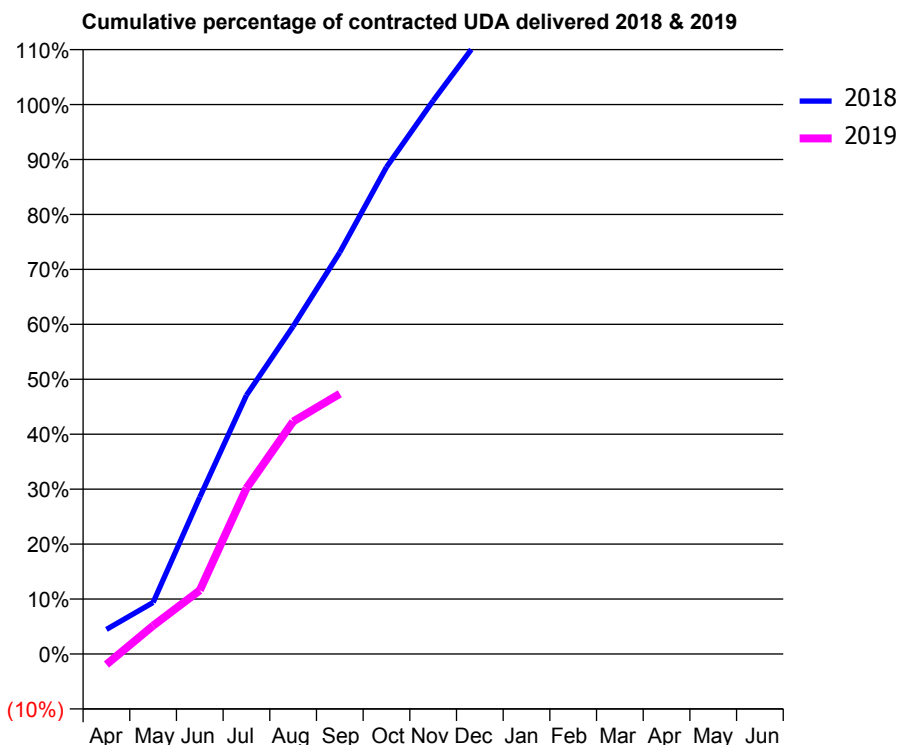
18/19 Contracted general activity (UDA)	10,525
Carry forward general activity (UDA)	421
18/19 Contracted orthodontic activity (UOA)	0
Carry forward orthodontic activity (UOA)	0
Baseline contract value	£250,071.19

ACCESS*

Patients seen in 24 months	Total	Change since previous quarter
Quarter ending September 2017	5,189	
Quarter ending December 2017	5,327	↑
Quarter ending March 2018	3,785	↓
Quarter ending June 2018	4,073	↑
Quarter ending September 2018	4,390	↑
Variance since September 2017	(15.4%)	↓



ACTIVITY



Month	Adjusted Scheduled Activity (UDA)	
	2018	2019
April	470	-204
May	988	543
June	3,006	1,218
July	4,955	3,176
August	6,277	4,453
September	7,695	4,985
October	9,326	
November	10,598	
December	11,796	
January	11,901	
February	11,931	
March	11,976	
April	11,983	
May	11,983	
June	11,983	

QUALITY

	Quantity	Base Number	Contract	AT	Region	England
% of FP17s for the same patient ID Re-attending within 3 months - Children	37	1,164	3.2%	9.2%	11.4%	11.6%
% of FP17s for the same patient ID Re-attending within 3 months - Adults	104	1,769	5.9%	12.5%	15.0%	15.5%
% of FP17s for the same patient ID Re-attending between 3 & 9 months - Children	320	1,164	27.5%	59.3%	59.9%	58.8%
% of FP17s for the same patient ID Re-attending between 3 & 9 months - Adults	459	1,769	25.9%	50.7%	52.0%	51.1%
% of FP17s for Band 1 Urgent Courses	81	2,930	2.8%	7.0%	8.0%	9.0%
% of FP17s Relating to Free Repair or Replacements	18	2,930	0.6%	0.8%	0.8%	0.8%
% of FP17s Relating to Continuations	32	2,930	1.1%	1.0%	0.9%	0.9%
% of Patients satisfied with the dentistry they have received	2	2	N/A	93.7%	93.5%	93.3%
% of Patients satisfied with the time they had to wait for an appointment	2	2	N/A	92.2%	89.1%	88.9%

* This is based on patients treated on this contract for their most recent course of treatment. Figures in italics indicate the base number of FP17s or Patient Questionnaire responses are less than 100. N/A is shown where the base number of responses is less than 10 during the period. % is calculated as Quantity/Base number*100

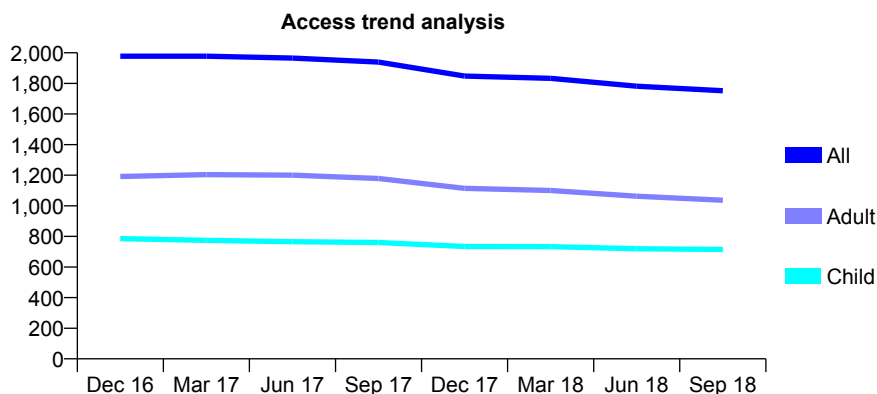
Q53 - Vital Signs At a Glance Contract Report for 340936/0001 - September 2018

Name or company name	MRS S RAHIMI
Contract type name	GDS Contract
Purpose of contract	General
Contract start date	01/04/2006
Contract end date	

18/19 Contracted general activity (UDA)	5,948
Carry forward general activity (UDA)	-65
18/19 Contracted orthodontic activity (UOA)	0
Carry forward orthodontic activity (UOA)	0
Baseline contract value	£176,216.01

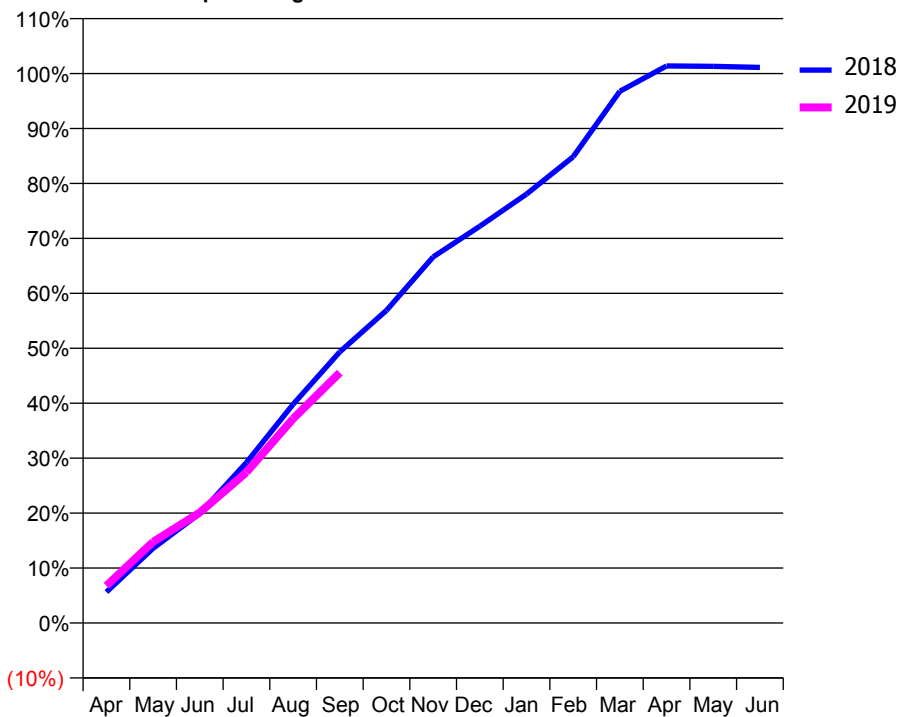
ACCESS*

Patients seen in 24 months	Total	Change since previous quarter
Quarter ending September 2017	1,939	
Quarter ending December 2017	1,848	↓
Quarter ending March 2018	1,833	→
Quarter ending June 2018	1,782	↓
Quarter ending September 2018	1,752	↓
Variance since September 2017	(9.6%)	↓



ACTIVITY

Cumulative percentage of contracted UDA delivered 2018 & 2019



Adjusted Scheduled Activity (UDA)

Month	2018	2019
April	336	404
May	808	879
June	1,186	1,196
July	1,737	1,631
August	2,368	2,211
September	2,935	2,710
October	3,384	
November	3,962	
December	4,295	
January	4,642	
February	5,046	
March	5,755	
April	6,030	
May	6,026	
June	6,014	

QUALITY

	Quantity	Base Number	Contract	AT	Region	England
% of FP17s for the same patient ID Re-attending within 3 months - Children	54	627	8.6%	9.2%	11.4%	11.6%
% of FP17s for the same patient ID Re-attending within 3 months - Adults	142	824	17.2%	12.5%	15.0%	15.5%
% of FP17s for the same patient ID Re-attending between 3 & 9 months - Children	432	627	68.9%	59.3%	59.9%	58.8%
% of FP17s for the same patient ID Re-attending between 3 & 9 months - Adults	523	824	63.5%	50.7%	52.0%	51.1%
% of FP17s for Band 1 Urgent Courses	74	1,339	5.5%	7.0%	8.0%	9.0%
% of FP17s Relating to Free Repair or Replacements	40	1,339	3.0%	0.8%	0.8%	0.8%
% of FP17s Relating to Continuations	8	1,339	0.6%	1.0%	0.9%	0.9%
% of Patients satisfied with the dentistry they have received	2	2	N/A	93.7%	93.5%	93.3%
% of Patients satisfied with the time they had to wait for an appointment	2	2	N/A	92.2%	89.1%	88.9%

* This is based on patients treated on this contract for their most recent course of treatment. Figures in italics indicate the base number of FP17s or Patient Questionnaire responses are less than 100. N/A is shown where the base number of responses is less than 10 during the period. % is calculated as Quantity/Base number*100

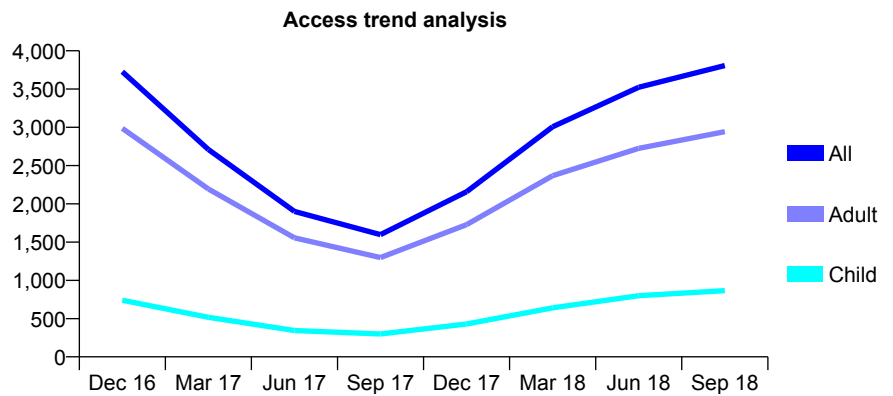
Q53 - Vital Signs At a Glance Contract Report for 342807/0001 - September 2018

Name or company name	MR HM MOSTAFA
Contract type name	GDS Contract
Purpose of contract	General
Contract start date	21/08/2006
Contract end date	

18/19 Contracted general activity (UDA)	14,716
Carry forward general activity (UDA)	0
18/19 Contracted orthodontic activity (UOA)	0
Carry forward orthodontic activity (UOA)	0
Baseline contract value	£357,054.24

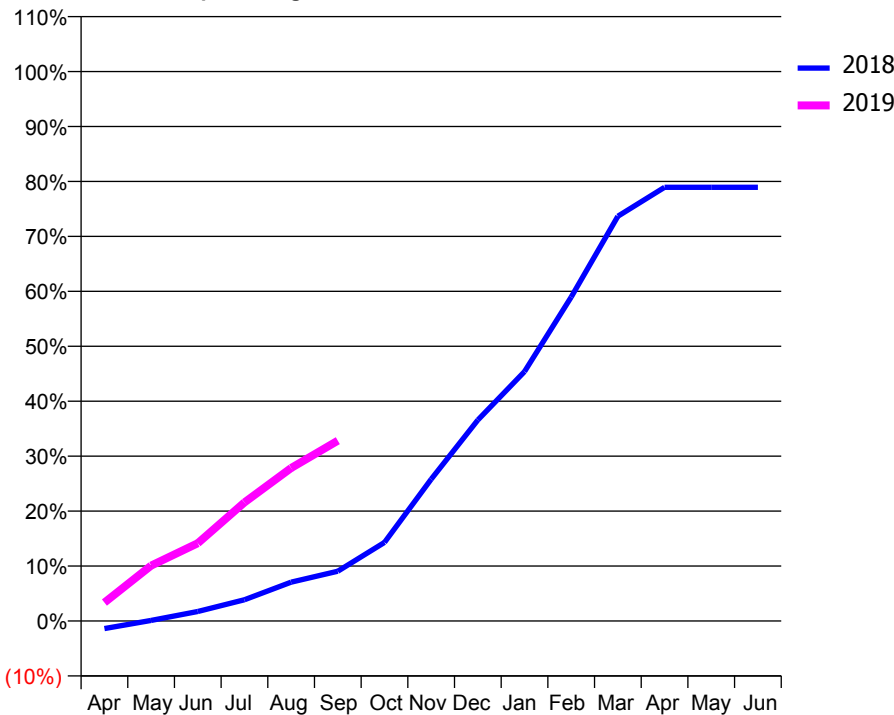
ACCESS*

Patients seen in 24 months	Total	Change since previous quarter
Quarter ending September 2017	1,597	
Quarter ending December 2017	2,158	↑
Quarter ending March 2018	3,008	↑
Quarter ending June 2018	3,524	↑
Quarter ending September 2018	3,808	↑
Variance since September 2017	138.4%	↑



ACTIVITY

Cumulative percentage of contracted UDA delivered 2018 & 2019



Month	Adjusted Scheduled Activity (UDA)	
	2018	2019
April	-114	494
May	8	1,485
June	140	2,084
July	312	3,176
August	572	4,098
September	732	4,828
October	1,156	
November	2,085	
December	2,955	
January	3,665	
February	4,760	
March	5,949	
April	6,373	
May	6,374	
June	6,374	

QUALITY

	Quantity	Base Number	Contract	AT	Region	England
% of FP17s for the same patient ID Re-attending within 3 months - Children	45	687	6.6%	9.2%	11.4%	11.6%
% of FP17s for the same patient ID Re-attending within 3 months - Adults	278	2,119	13.1%	12.5%	15.0%	15.5%
% of FP17s for the same patient ID Re-attending between 3 & 9 months - Children	301	687	43.8%	59.3%	59.9%	58.8%
% of FP17s for the same patient ID Re-attending between 3 & 9 months - Adults	845	2,119	39.9%	50.7%	52.0%	51.1%
% of FP17s for Band 1 Urgent Courses	237	2,574	9.2%	7.0%	8.0%	9.0%
% of FP17s Relating to Free Repair or Replacements	21	2,574	0.8%	0.8%	0.8%	0.8%
% of FP17s Relating to Continuations	6	2,574	0.2%	1.0%	0.9%	0.9%
% of Patients satisfied with the dentistry they have received	1	1	N/A	93.7%	93.5%	93.3%
% of Patients satisfied with the time they had to wait for an appointment	1	1	N/A	92.2%	89.1%	88.9%

* This is based on patients treated on this contract for their most recent course of treatment. Figures in italics indicate the base number of FP17s or Patient Questionnaire responses are less than 100. N/A is shown where the base number of responses is less than 10 during the period. % is calculated as Quantity/Base number*100

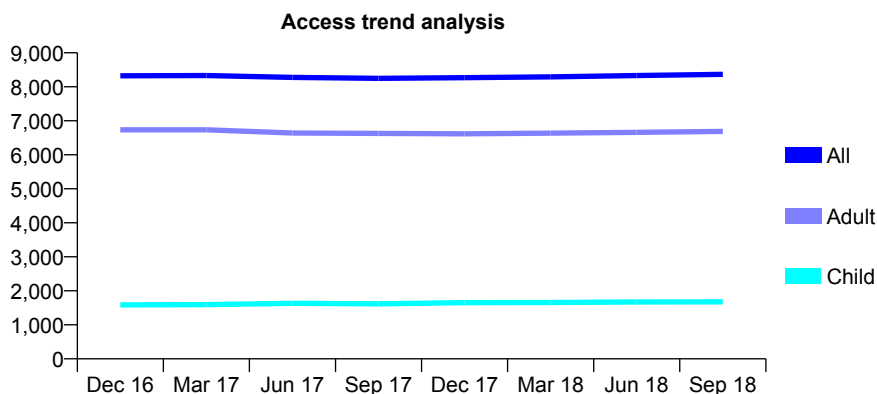
Q53 - Vital Signs At a Glance Contract Report for 343609/0001 - September 2018

Name or company name	MR A SAGHIR
Contract type name	GDS Contract
Purpose of contract	General
Contract start date	01/04/2006
Contract end date	

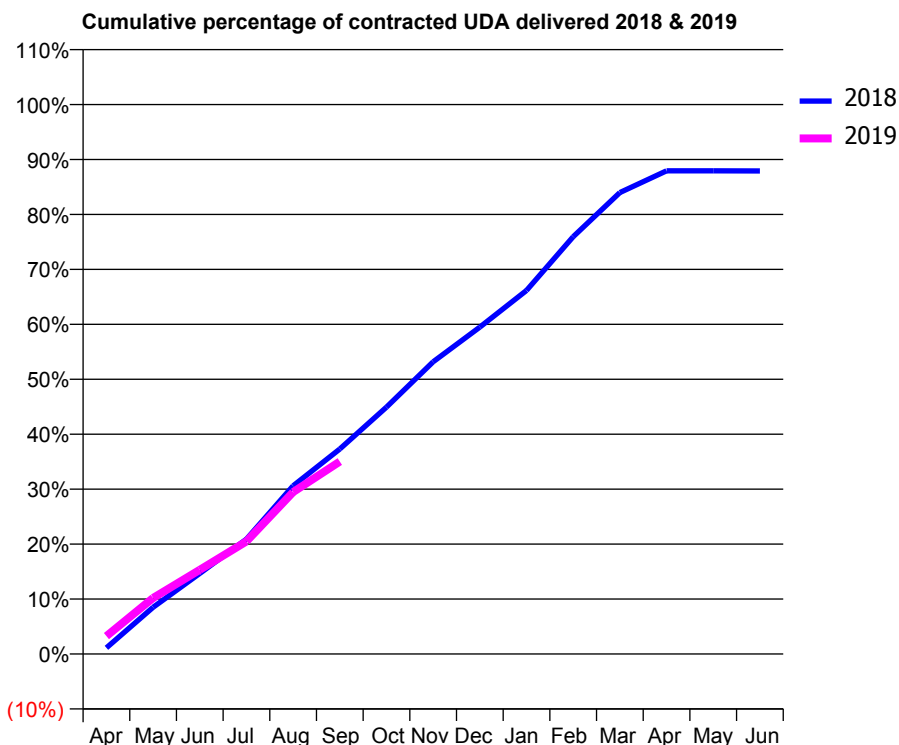
18/19 Contracted general activity (UDA)	22,885
Carry forward general activity (UDA)	0
18/19 Contracted orthodontic activity (UOA)	0
Carry forward orthodontic activity (UOA)	0
Baseline contract value	£643,041.34

ACCESS*

Patients seen in 24 months	Total	Change since previous quarter
Quarter ending September 2017	8,248	
Quarter ending December 2017	8,268	→
Quarter ending March 2018	8,293	→
Quarter ending June 2018	8,333	→
Quarter ending September 2018	8,366	→
Variance since September 2017	1.4%	→



ACTIVITY



Month	Adjusted Scheduled Activity (UDA)	
	2018	2019
April	257	746
May	1,945	2,334
June	3,355	3,508
July	4,786	4,689
August	7,004	6,746
September	8,537	8,017
October	10,280	
November	12,172	
December	13,615	
January	15,144	
February	17,382	
March	19,219	
April	20,121	
May	20,122	
June	20,118	

QUALITY

	Quantity	Base Number	Contract	AT	Region	England
% of FP17s for the same patient ID Re-attending within 3 months - Children	79	1,133	7.0%	9.2%	11.4%	11.6%
% of FP17s for the same patient ID Re-attending within 3 months - Adults	574	4,184	13.7%	12.5%	15.0%	15.5%
% of FP17s for the same patient ID Re-attending between 3 & 9 months - Children	559	1,133	49.3%	59.3%	59.9%	58.8%
% of FP17s for the same patient ID Re-attending between 3 & 9 months - Adults	1,916	4,184	45.8%	50.7%	52.0%	51.1%
% of FP17s for Band 1 Urgent Courses	332	4,515	7.4%	7.0%	8.0%	9.0%
% of FP17s Relating to Free Repair or Replacements	73	4,515	1.6%	0.8%	0.8%	0.8%
% of FP17s Relating to Continuations	16	4,515	0.4%	1.0%	0.9%	0.9%
% of Patients satisfied with the dentistry they have received	5	6	N/A	93.7%	93.5%	93.3%
% of Patients satisfied with the time they had to wait for an appointment	5	6	N/A	92.2%	89.1%	88.9%

* This is based on patients treated on this contract for their most recent course of treatment. Figures in italics indicate the base number of FP17s or Patient Questionnaire responses are less than 100. N/A is shown where the base number of responses is less than 10 during the period. % is calculated as Quantity/Base number*100

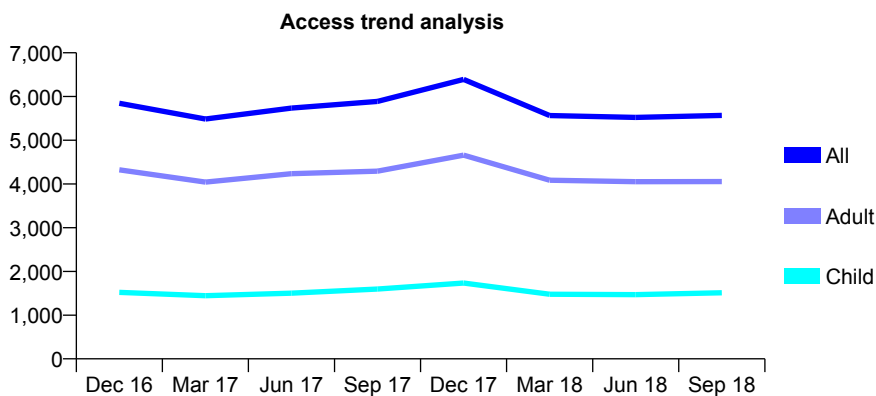
Q53 - Vital Signs At a Glance Contract Report for 345423/0001 - September 2018

Name or company name	MR T MOODLEY
Contract type name	GDS Contract
Purpose of contract	General
Contract start date	01/04/2006
Contract end date	

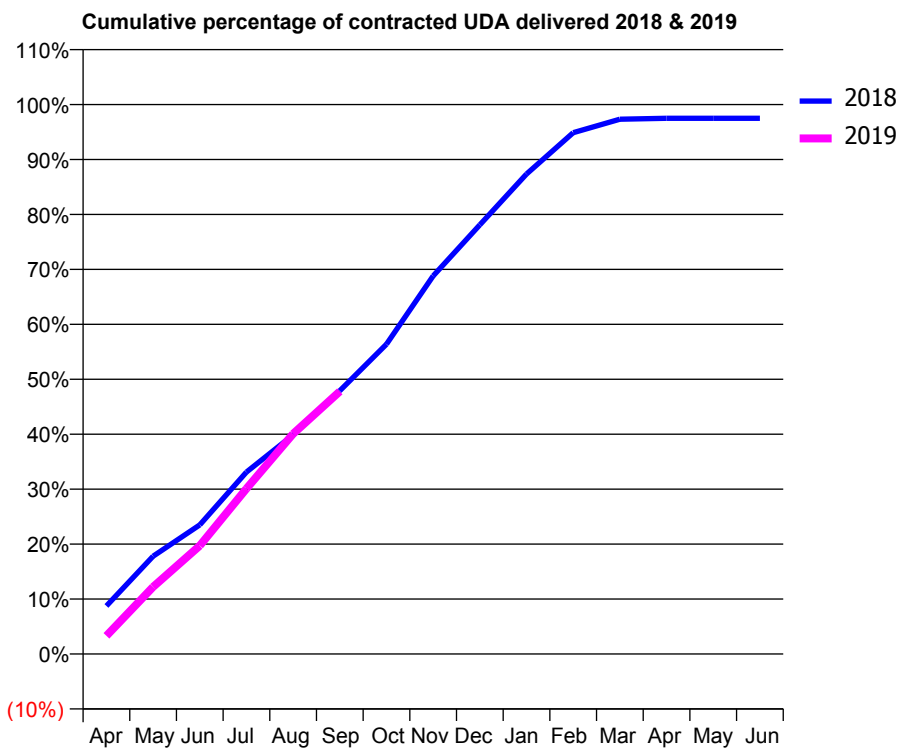
18/19 Contracted general activity (UDA)	14,129
Carry forward general activity (UDA)	354
18/19 Contracted orthodontic activity (UOA)	0
Carry forward orthodontic activity (UOA)	0
Baseline contract value	£371,753.63

ACCESS*

Patients seen in 24 months	Total	Change since previous quarter
Quarter ending September 2017	5,889	
Quarter ending December 2017	6,391	↑
Quarter ending March 2018	5,564	↓
Quarter ending June 2018	5,522	→
Quarter ending September 2018	5,567	→
Variance since September 2017	(5.5%)	↓



ACTIVITY



Month	Adjusted Scheduled Activity (UDA)	
	2018	2019
April	1,235	468
May	2,515	1,727
June	3,321	2,784
July	4,679	4,254
August	5,634	5,662
September	6,771	6,754
October	7,965	
November	9,721	
December	11,034	
January	12,342	
February	13,405	
March	13,751	
April	13,775	
May	13,775	
June	13,775	

QUALITY

	Quantity	Base Number	Contract	AT	Region	England
% of FP17s for the same patient ID Re-attending within 3 months - Children	67	1,139	5.9%	9.2%	11.4%	11.6%
% of FP17s for the same patient ID Re-attending within 3 months - Adults	204	2,412	8.5%	12.5%	15.0%	15.5%
% of FP17s for the same patient ID Re-attending between 3 & 9 months - Children	509	1,139	44.7%	59.3%	59.9%	58.8%
% of FP17s for the same patient ID Re-attending between 3 & 9 months - Adults	767	2,412	31.8%	50.7%	52.0%	51.1%
% of FP17s for Band 1 Urgent Courses	182	3,533	5.2%	7.0%	8.0%	9.0%
% of FP17s Relating to Free Repair or Replacements	35	3,533	1.0%	0.8%	0.8%	0.8%
% of FP17s Relating to Continuations	64	3,533	1.8%	1.0%	0.9%	0.9%
% of Patients satisfied with the dentistry they have received	2	2	N/A	93.7%	93.5%	93.3%
% of Patients satisfied with the time they had to wait for an appointment	2	2	N/A	92.2%	89.1%	88.9%

* This is based on patients treated on this contract for their most recent course of treatment. Figures in italics indicate the base number of FP17s or Patient Questionnaire responses are less than 100. N/A is shown where the base number of responses is less than 10 during the period. % is calculated as Quantity/Base number*100

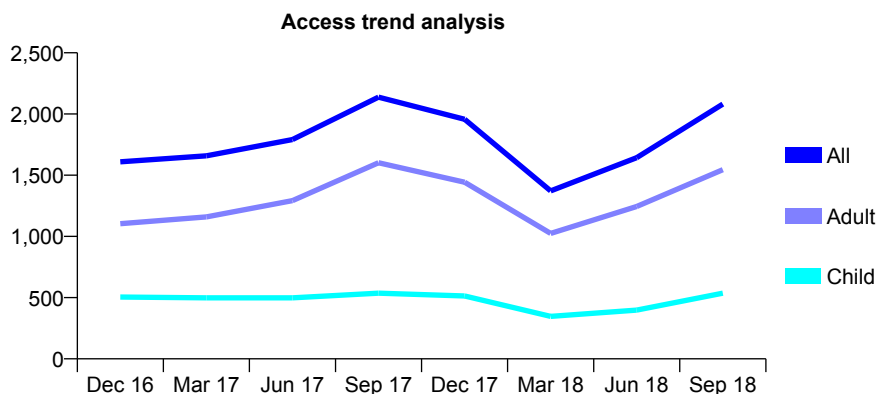
Q53 - Vital Signs At a Glance Contract Report for 358584/0001 - September 2018

Name or company name	MR A PANDEY
Contract type name	GDS Contract
Purpose of contract	General
Contract start date	01/04/2006
Contract end date	

18/19 Contracted general activity (UDA)	7,523
Carry forward general activity (UDA)	-150
18/19 Contracted orthodontic activity (UOA)	0
Carry forward orthodontic activity (UOA)	0
Baseline contract value	£277,892.31

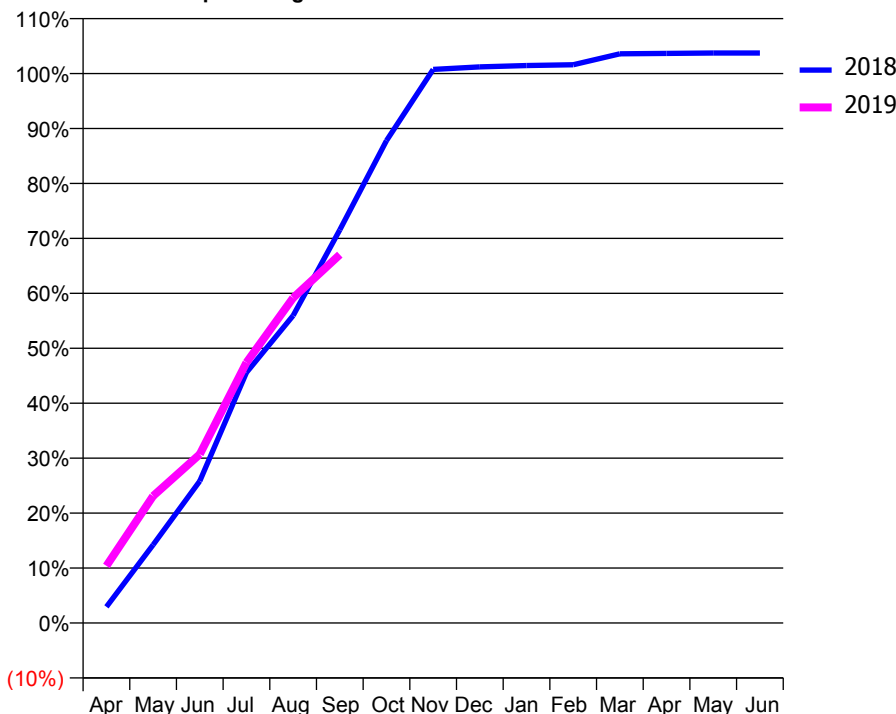
ACCESS*

Patients seen in 24 months	Total	Change since previous quarter
Quarter ending September 2017	2,138	
Quarter ending December 2017	1,957	↓
Quarter ending March 2018	1,372	↓
Quarter ending June 2018	1,643	↑
Quarter ending September 2018	2,081	↑
Variance since September 2017	(2.7%)	↓



ACTIVITY

Cumulative percentage of contracted UDA delivered 2018 & 2019



Adjusted Scheduled Activity (UDA)		
Month	2018	2019
April	222	782
May	1,071	1,738
June	1,943	2,310
July	3,430	3,566
August	4,209	4,451
September	5,383	5,042
October	6,604	
November	7,580	
December	7,614	
January	7,633	
February	7,643	
March	7,792	
April	7,797	
May	7,804	
June	7,804	

QUALITY

	Quantity	Base Number	Contract	AT	Region	England
% of FP17s for the same patient ID Re-attending within 3 months - Children	24	412	5.8%	9.2%	11.4%	11.6%
% of FP17s for the same patient ID Re-attending within 3 months - Adults	93	1,217	7.6%	12.5%	15.0%	15.5%
% of FP17s for the same patient ID Re-attending between 3 & 9 months - Children	97	412	23.5%	59.3%	59.9%	58.8%
% of FP17s for the same patient ID Re-attending between 3 & 9 months - Adults	294	1,217	24.2%	50.7%	52.0%	51.1%
% of FP17s for Band 1 Urgent Courses	162	1,618	10.0%	7.0%	8.0%	9.0%
% of FP17s Relating to Free Repair or Replacements	12	1,618	0.7%	0.8%	0.8%	0.8%
% of FP17s Relating to Continuations	10	1,618	0.6%	1.0%	0.9%	0.9%
% of Patients satisfied with the dentistry they have received	0	0	N/A	93.7%	93.5%	93.3%
% of Patients satisfied with the time they had to wait for an appointment	0	0	N/A	92.2%	89.1%	88.9%

* This is based on patients treated on this contract for their most recent course of treatment. Figures in italics indicate the base number of FP17s or Patient Questionnaire responses are less than 100. N/A is shown where the base number of responses is less than 10 during the period. % is calculated as Quantity/Base number*100

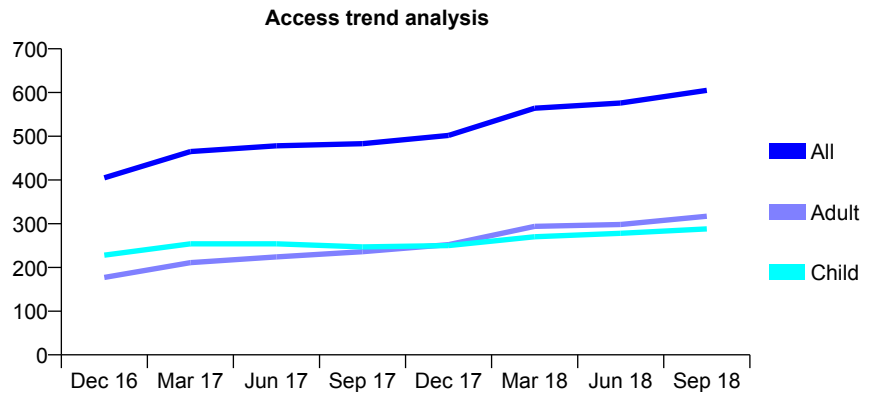
Q53 - Vital Signs At a Glance Contract Report for 499579/0001 - September 2018

Name or company name	MR SR GIBSON-SEXTON
Contract type name	GDS Contract
Purpose of contract	General
Contract start date	01/12/2015
Contract end date	

18/19 Contracted general activity (UDA)	1,192
Carry forward general activity (UDA)	0
18/19 Contracted orthodontic activity (UOA)	0
Carry forward orthodontic activity (UOA)	0
Baseline contract value	£25,859.64

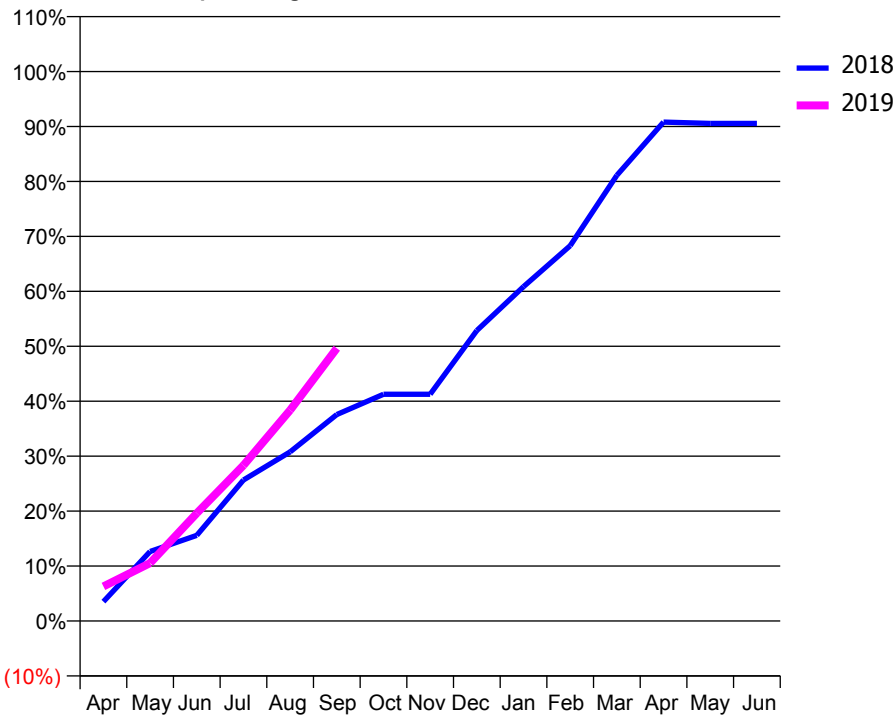
ACCESS*

Patients seen in 24 months	Total	Change since previous quarter
Quarter ending September 2017	483	
Quarter ending December 2017	502	↑
Quarter ending March 2018	564	↑
Quarter ending June 2018	576	↑
Quarter ending September 2018	605	↑
Variance since September 2017	25.3%	↑



ACTIVITY

Cumulative percentage of contracted UDA delivered 2018 & 2019



Month	Adjusted Scheduled Activity (UDA)	
	2018	2019
April	42	75
May	151	126
June	186	234
July	306	338
August	367	457
September	448	592
October	492	
November	492	
December	630	
January	725	
February	814	
March	967	
April	1,082	
May	1,079	
June	1,079	

QUALITY

	Quantity	Base Number	Contract	AT	Region	England
% of FP17s for the same patient ID Re-attending within 3 months - Children	9	243	3.7%	9.2%	11.4%	11.6%
% of FP17s for the same patient ID Re-attending within 3 months - Adults	29	243	11.9%	12.5%	15.0%	15.5%
% of FP17s for the same patient ID Re-attending between 3 & 9 months - Children	161	243	66.3%	59.3%	59.9%	58.8%
% of FP17s for the same patient ID Re-attending between 3 & 9 months - Adults	137	243	56.4%	50.7%	52.0%	51.1%
% of FP17s for Band 1 Urgent Courses	19	446	4.3%	7.0%	8.0%	9.0%
% of FP17s Relating to Free Repair or Replacements	2	446	0.4%	0.8%	0.8%	0.8%
% of FP17s Relating to Continuations	1	446	0.2%	1.0%	0.9%	0.9%
% of Patients satisfied with the dentistry they have received	1	1	N/A	93.7%	93.5%	93.3%
% of Patients satisfied with the time they had to wait for an appointment	1	1	N/A	92.2%	89.1%	88.9%

* This is based on patients treated on this contract for their most recent course of treatment. Figures in italics indicate the base number of FP17s or Patient Questionnaire responses are less than 100. N/A is shown where the base number of responses is less than 10 during the period. % is calculated as Quantity/Base number*100

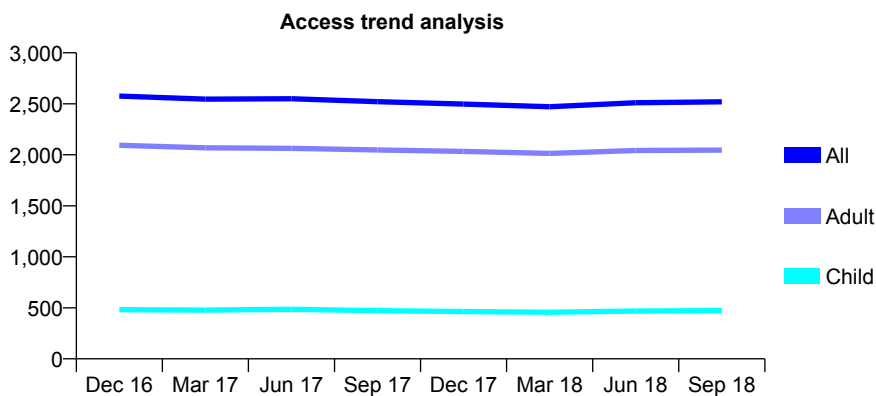
Q53 - Vital Signs At a Glance Contract Report for 564931/0001 - September 2018

Name or company name	MR PC SEE
Contract type name	GDS Contract
Purpose of contract	General
Contract start date	01/04/2006
Contract end date	

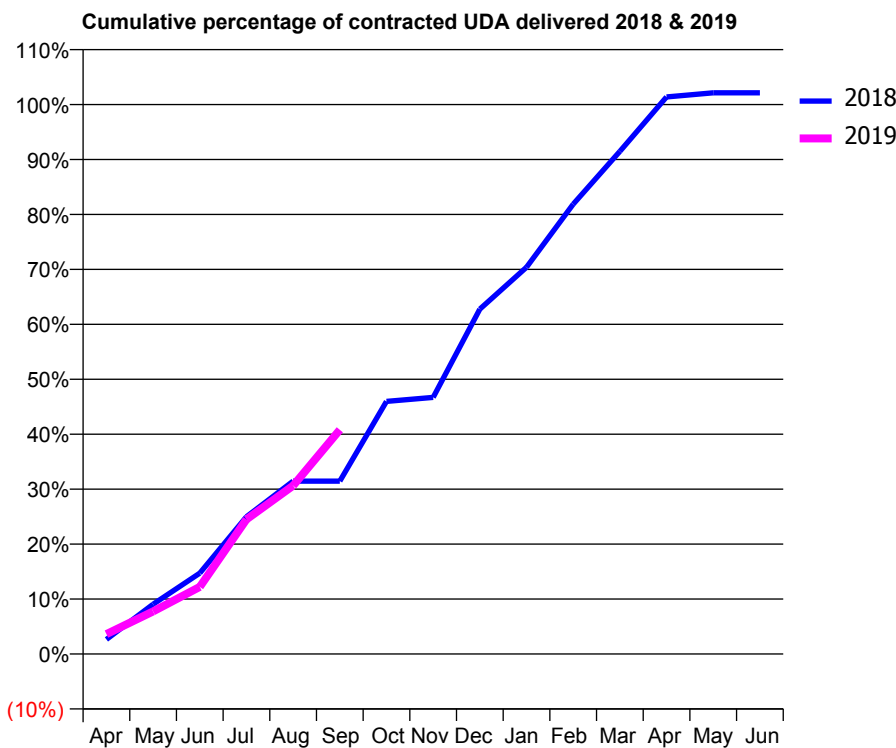
18/19 Contracted general activity (UDA)	7,635
Carry forward general activity (UDA)	-152
18/19 Contracted orthodontic activity (UOA)	0
Carry forward orthodontic activity (UOA)	0
Baseline contract value	£188,955.64

ACCESS*

Patients seen in 24 months	Total	Change since previous quarter
Quarter ending September 2017	2,521	
Quarter ending December 2017	2,497	→
Quarter ending March 2018	2,471	↓
Quarter ending June 2018	2,511	→
Quarter ending September 2018	2,519	→
Variance since September 2017	(0.1%)	→



ACTIVITY



Adjusted Scheduled Activity (UDA)		
Month	2018	2019
April	203	277
May	692	593
June	1,123	933
July	1,907	1,870
August	2,402	2,340
September	2,402	3,115
October	3,510	
November	3,565	
December	4,792	
January	5,375	
February	6,251	
March	6,985	
April	7,739	
May	7,798	
June	7,798	

QUALITY

	Quantity	Base Number	Contract	AT	Region	England
% of FP17s for the same patient ID Re-attending within 3 months - Children	17	299	5.7%	9.2%	11.4%	11.6%
% of FP17s for the same patient ID Re-attending within 3 months - Adults	387	1,629	23.8%	12.5%	15.0%	15.5%
% of FP17s for the same patient ID Re-attending between 3 & 9 months - Children	137	299	45.8%	59.3%	59.9%	58.8%
% of FP17s for the same patient ID Re-attending between 3 & 9 months - Adults	756	1,629	46.4%	50.7%	52.0%	51.1%
% of FP17s for Band 1 Urgent Courses	211	1,555	13.6%	7.0%	8.0%	9.0%
% of FP17s Relating to Free Repair or Replacements	73	1,555	4.7%	0.8%	0.8%	0.8%
% of FP17s Relating to Continuations	58	1,555	3.7%	1.0%	0.9%	0.9%
% of Patients satisfied with the dentistry they have received	9	10	90.0%	93.7%	93.5%	93.3%
% of Patients satisfied with the time they had to wait for an appointment	8	10	80.0%	92.2%	89.1%	88.9%

* This is based on patients treated on this contract for their most recent course of treatment. Figures in italics indicate the base number of FP17s or Patient Questionnaire responses are less than 100. N/A is shown where the base number of responses is less than 10 during the period. % is calculated as Quantity/Base number*100

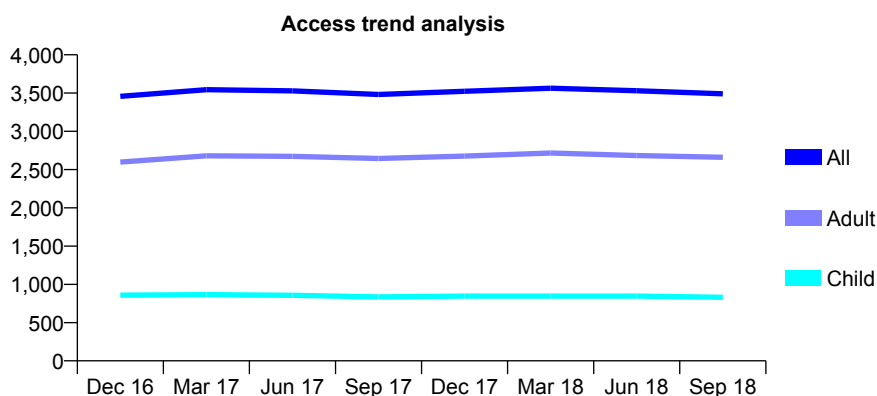
Q53 - Vital Signs At a Glance Contract Report for 569925/0001 - September 2018

Name or company name	MR AR ASHTON
Contract type name	GDS Contract
Purpose of contract	General
Contract start date	01/04/2006
Contract end date	

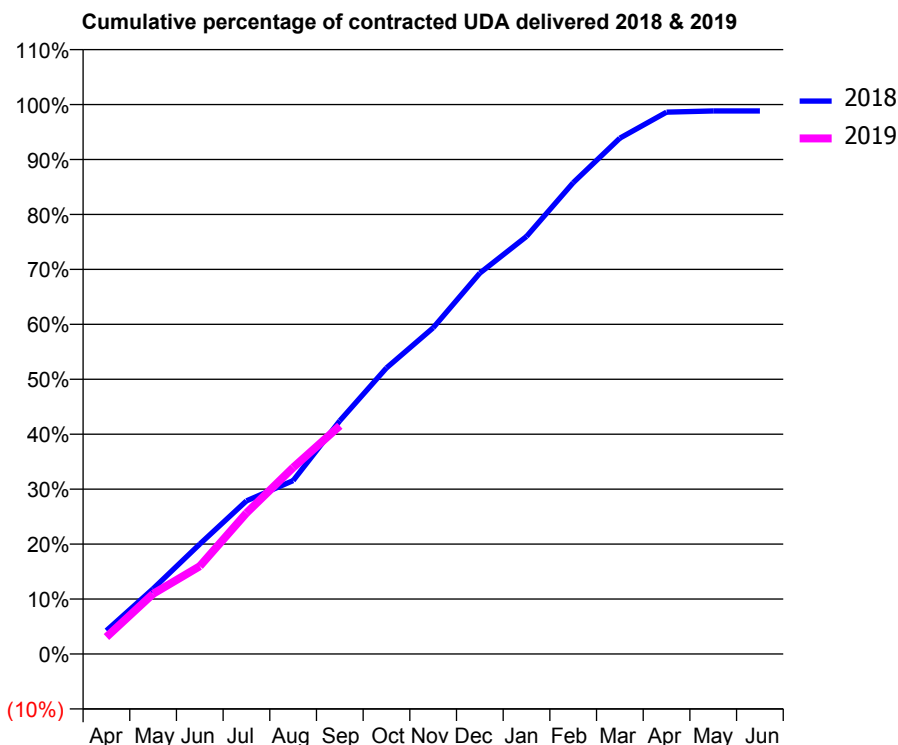
18/19 Contracted general activity (UDA)	9,986
Carry forward general activity (UDA)	117
18/19 Contracted orthodontic activity (UOA)	0
Carry forward orthodontic activity (UOA)	0
Baseline contract value	£244,229.63

ACCESS*

Patients seen in 24 months	Total	Change since previous quarter
Quarter ending September 2017	3,481	
Quarter ending December 2017	3,524	→
Quarter ending March 2018	3,564	→
Quarter ending June 2018	3,531	→
Quarter ending September 2018	3,491	↓
Variance since September 2017	0.3%	→



ACTIVITY



Month	Adjusted Scheduled Activity (UDA)	
	2018	2019
April	425	308
May	1,185	1,094
June	1,998	1,596
July	2,784	2,563
August	3,152	3,390
September	4,241	4,149
October	5,200	
November	5,927	
December	6,922	
January	7,588	
February	8,564	
March	9,376	
April	9,847	
May	9,868	
June	9,868	

QUALITY

	Quantity	Base Number	Contract	AT	Region	England
% of FP17s for the same patient ID Re-attending within 3 months - Children	25	550	4.5%	9.2%	11.4%	11.6%
% of FP17s for the same patient ID Re-attending within 3 months - Adults	103	1,583	6.5%	12.5%	15.0%	15.5%
% of FP17s for the same patient ID Re-attending between 3 & 9 months - Children	318	550	57.8%	59.3%	59.9%	58.8%
% of FP17s for the same patient ID Re-attending between 3 & 9 months - Adults	952	1,583	60.1%	50.7%	52.0%	51.1%
% of FP17s for Band 1 Urgent Courses	83	1,946	4.3%	7.0%	8.0%	9.0%
% of FP17s Relating to Free Repair or Replacements	10	1,946	0.5%	0.8%	0.8%	0.8%
% of FP17s Relating to Continuations	17	1,946	0.9%	1.0%	0.9%	0.9%
% of Patients satisfied with the dentistry they have received	3	3	N/A	93.7%	93.5%	93.3%
% of Patients satisfied with the time they had to wait for an appointment	2	3	N/A	92.2%	89.1%	88.9%

* This is based on patients treated on this contract for their most recent course of treatment. Figures in italics indicate the base number of FP17s or Patient Questionnaire responses are less than 100. N/A is shown where the base number of responses is less than 10 during the period. % is calculated as Quantity/Base number*100

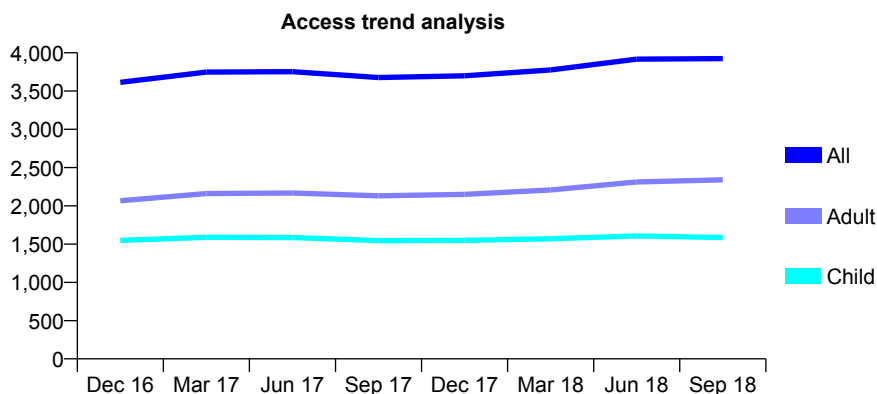
Q53 - Vital Signs At a Glance Contract Report for 574422/0001 - September 2018

Name or company name	MR R OSMAN
Contract type name	GDS Contract
Purpose of contract	General and Orthodontic
Contract start date	01/04/2006
Contract end date	

18/19 Contracted general activity (UDA)	5,528
Carry forward general activity (UDA)	176
18/19 Contracted orthodontic activity (UOA)	1,188
Carry forward orthodontic activity (UOA)	9
Baseline contract value	£208,225.75

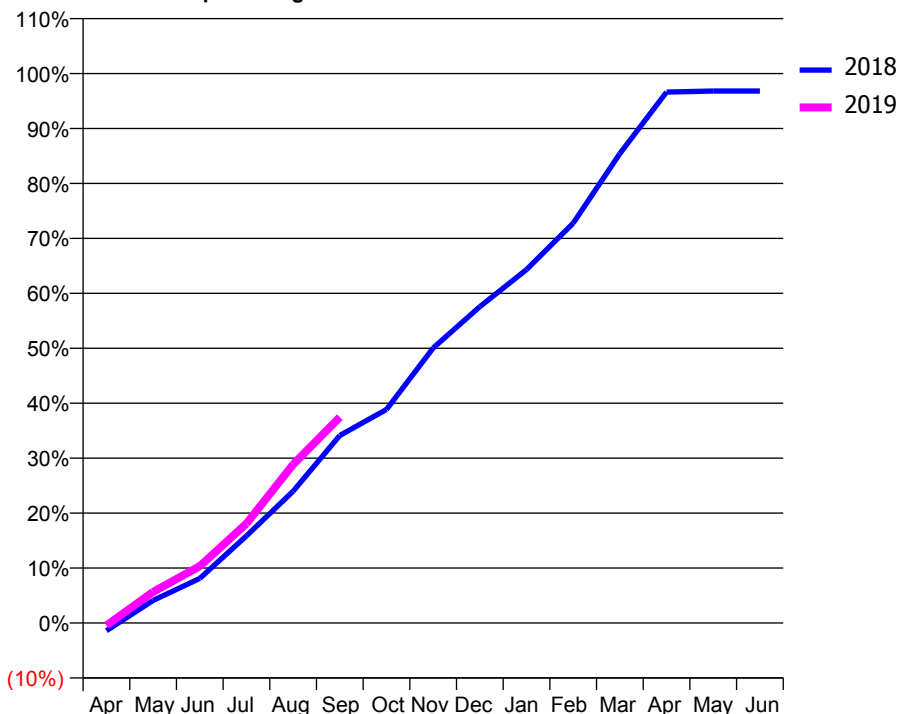
ACCESS*

Patients seen in 24 months	Total	Change since previous quarter
Quarter ending September 2017	3,676	
Quarter ending December 2017	3,699	→
Quarter ending March 2018	3,776	↑
Quarter ending June 2018	3,918	↑
Quarter ending September 2018	3,925	→
Variance since September 2017	6.8%	↑



ACTIVITY

Cumulative percentage of contracted UDA delivered 2018 & 2019



Month	Adjusted Scheduled Activity (UDA)	
	2018	2019
April	-78	-26
May	228	314
June	449	572
July	876	1,000
August	1,327	1,595
September	1,886	2,070
October	2,149	
November	2,766	
December	3,182	
January	3,556	
February	4,022	
March	4,722	
April	5,341	
May	5,351	
June	5,351	

QUALITY

	Quantity	Base Number	Contract	AT	Region	England
% of FP17s for the same patient ID Re-attending within 3 months - Children	138	1,220	11.3%	9.2%	11.4%	11.6%
% of FP17s for the same patient ID Re-attending within 3 months - Adults	303	1,537	19.7%	12.5%	15.0%	15.5%
% of FP17s for the same patient ID Re-attending between 3 & 9 months - Children	707	1,220	58.0%	59.3%	59.9%	58.8%
% of FP17s for the same patient ID Re-attending between 3 & 9 months - Adults	713	1,537	46.4%	50.7%	52.0%	51.1%
% of FP17s for Band 1 Urgent Courses	60	1,181	5.1%	7.0%	8.0%	9.0%
% of FP17s Relating to Free Repair or Replacements	15	1,181	1.3%	0.8%	0.8%	0.8%
% of FP17s Relating to Continuations	26	1,181	2.2%	1.0%	0.9%	0.9%
% of Patients satisfied with the dentistry they have received	4	4	N/A	93.7%	93.5%	93.3%
% of Patients satisfied with the time they had to wait for an appointment	4	4	N/A	92.2%	89.1%	88.9%

* This is based on patients treated on this contract for their most recent course of treatment. Figures in italics indicate the base number of FP17s or Patient Questionnaire responses are less than 100. N/A is shown where the base number of responses is less than 10 during the period. % is calculated as Quantity/Base number*100

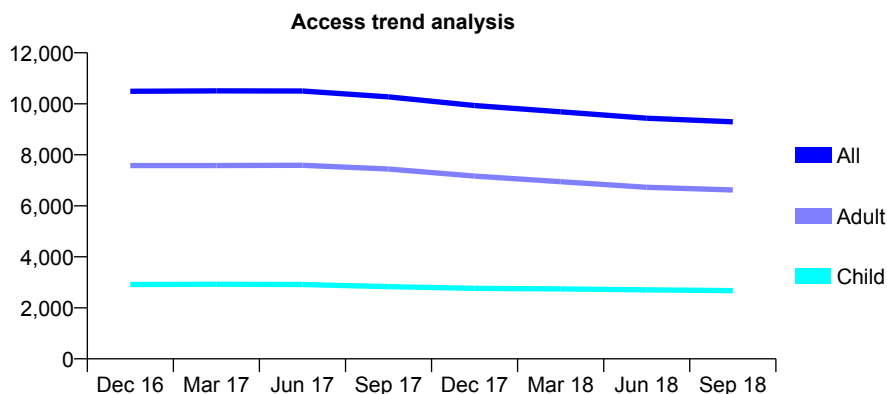
Q53 - Vital Signs At a Glance Contract Report for 574422/0002 - September 2018

Name or company name	MR R OSMAN
Contract type name	GDS Contract
Purpose of contract	General and Orthodontic
Contract start date	01/04/2006
Contract end date	

18/19 Contracted general activity (UDA)	30,693
Carry forward general activity (UDA)	0
18/19 Contracted orthodontic activity (UOA)	1,672
Carry forward orthodontic activity (UOA)	-1
Baseline contract value	£898,178.07

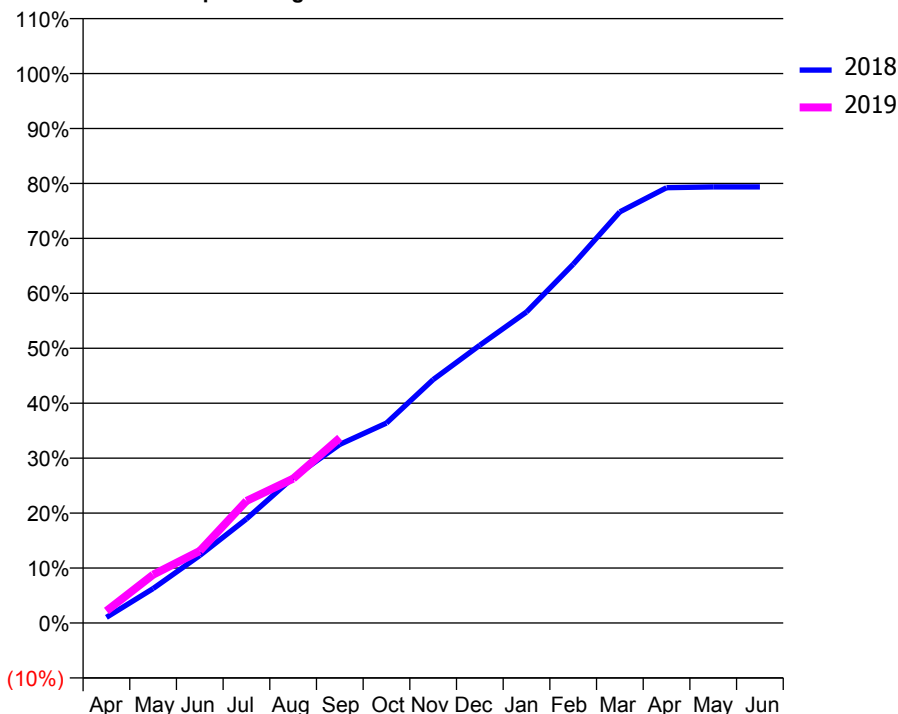
ACCESS*

Patients seen in 24 months	Total	Change since previous quarter
Quarter ending September 2017	10,272	
Quarter ending December 2017	9,930	↓
Quarter ending March 2018	9,686	↓
Quarter ending June 2018	9,434	↓
Quarter ending September 2018	9,296	↓
Variance since September 2017	(9.5%)	↓



ACTIVITY

Cumulative percentage of contracted UDA delivered 2018 & 2019



Month	Adjusted Scheduled Activity (UDA)	
	2018	2019
April	320	676
May	1,923	2,698
June	3,771	4,023
July	5,813	6,820
August	8,121	8,065
September	9,974	10,340
October	11,171	
November	13,594	
December	15,519	
January	17,371	
February	20,038	
March	22,968	
April	24,317	
May	24,363	
June	24,363	

QUALITY

	Quantity	Base Number	Contract	AT	Region	England
% of FP17s for the same patient ID Re-attending within 3 months - Children	240	1,632	14.7%	9.2%	11.4%	11.6%
% of FP17s for the same patient ID Re-attending within 3 months - Adults	890	3,849	23.1%	12.5%	15.0%	15.5%
% of FP17s for the same patient ID Re-attending between 3 & 9 months - Children	675	1,632	41.4%	59.3%	59.9%	58.8%
% of FP17s for the same patient ID Re-attending between 3 & 9 months - Adults	1,536	3,849	39.9%	50.7%	52.0%	51.1%
% of FP17s for Band 1 Urgent Courses	485	4,527	10.7%	7.0%	8.0%	9.0%
% of FP17s Relating to Free Repair or Replacements	93	4,527	2.1%	0.8%	0.8%	0.8%
% of FP17s Relating to Continuations	110	4,527	2.4%	1.0%	0.9%	0.9%
% of Patients satisfied with the dentistry they have received	9	10	90.0%	93.7%	93.5%	93.3%
% of Patients satisfied with the time they had to wait for an appointment	9	10	90.0%	92.2%	89.1%	88.9%

* This is based on patients treated on this contract for their most recent course of treatment. Figures in italics indicate the base number of FP17s or Patient Questionnaire responses are less than 100. N/A is shown where the base number of responses is less than 10 during the period. % is calculated as Quantity/Base number*100

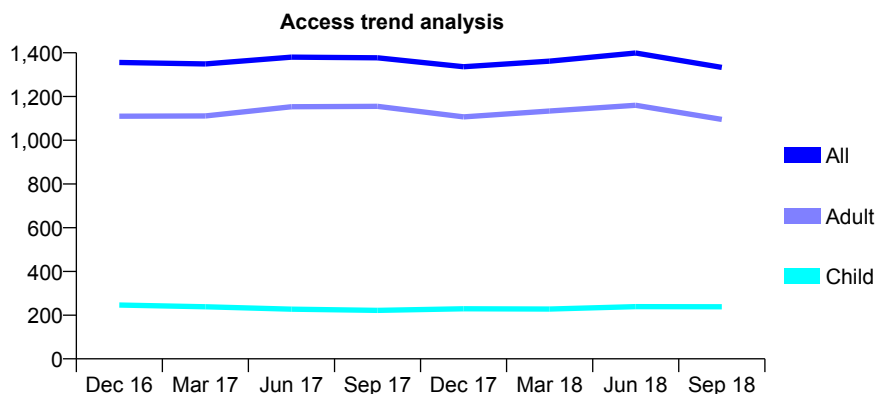
Q53 - Vital Signs At a Glance Contract Report for 574546/0001 - September 2018

Name or company name	MR PS THIARA
Contract type name	GDS Contract
Purpose of contract	General
Contract start date	01/04/2006
Contract end date	

18/19 Contracted general activity (UDA)	2,900
Carry forward general activity (UDA)	0
18/19 Contracted orthodontic activity (UOA)	0
Carry forward orthodontic activity (UOA)	0
Baseline contract value	£73,262.87

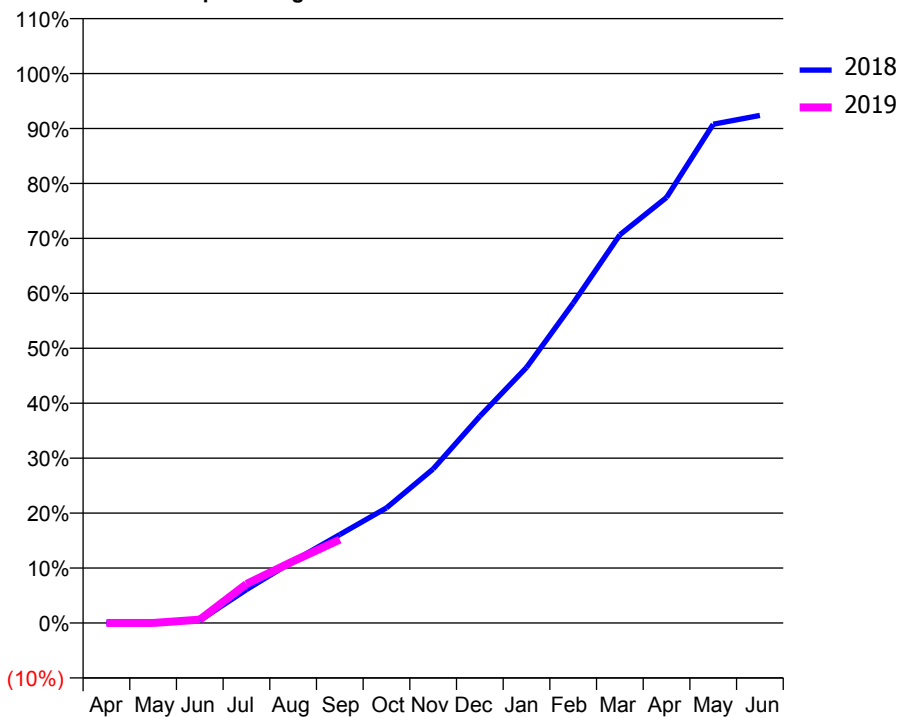
ACCESS*

Patients seen in 24 months	Total	Change since previous quarter
Quarter ending September 2017	1,377	
Quarter ending December 2017	1,336	↓
Quarter ending March 2018	1,362	→
Quarter ending June 2018	1,399	↑
Quarter ending September 2018	1,333	↓
Variance since September 2017	(3.2%)	↓



ACTIVITY

Cumulative percentage of contracted UDA delivered 2018 & 2019



Adjusted Scheduled Activity (UDA)		
Month	2018	2019
April	0	0
May	0	0
June	14	18
July	176	206
August	326	326
September	467	440
October	608	
November	813	
December	1,091	
January	1,349	
February	1,688	
March	2,049	
April	2,246	
May	2,632	
June	2,679	

QUALITY

	Quantity	Base Number	Contract	AT	Region	England
% of FP17s for the same patient ID Re-attending within 3 months - Children	1	102	1.0%	9.2%	11.4%	11.6%
% of FP17s for the same patient ID Re-attending within 3 months - Adults	8	331	2.4%	12.5%	15.0%	15.5%
% of FP17s for the same patient ID Re-attending between 3 & 9 months - Children	32	102	31.4%	59.3%	59.9%	58.8%
% of FP17s for the same patient ID Re-attending between 3 & 9 months - Adults	115	331	34.7%	50.7%	52.0%	51.1%
% of FP17s for Band 1 Urgent Courses	0	182	0.0%	7.0%	8.0%	9.0%
% of FP17s Relating to Free Repair or Replacements	0	182	0.0%	0.8%	0.8%	0.8%
% of FP17s Relating to Continuations	0	182	0.0%	1.0%	0.9%	0.9%
% of Patients satisfied with the dentistry they have received	1	2	N/A	93.7%	93.5%	93.3%
% of Patients satisfied with the time they had to wait for an appointment	2	2	N/A	92.2%	89.1%	88.9%

* This is based on patients treated on this contract for their most recent course of treatment. Figures in italics indicate the base number of FP17s or Patient Questionnaire responses are less than 100. N/A is shown where the base number of responses is less than 10 during the period. % is calculated as Quantity/Base number*100

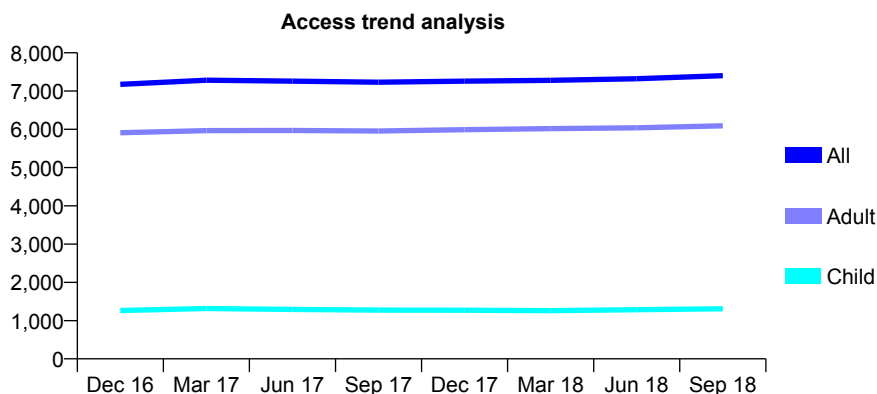
Q53 - Vital Signs At a Glance Contract Report for 575186/0002 - September 2018

Name or company name	S Owen, S Mehra and A Khetia
Contract type name	Pilot Contract
Purpose of contract	General
Contract start date	01/04/2006
Contract end date	

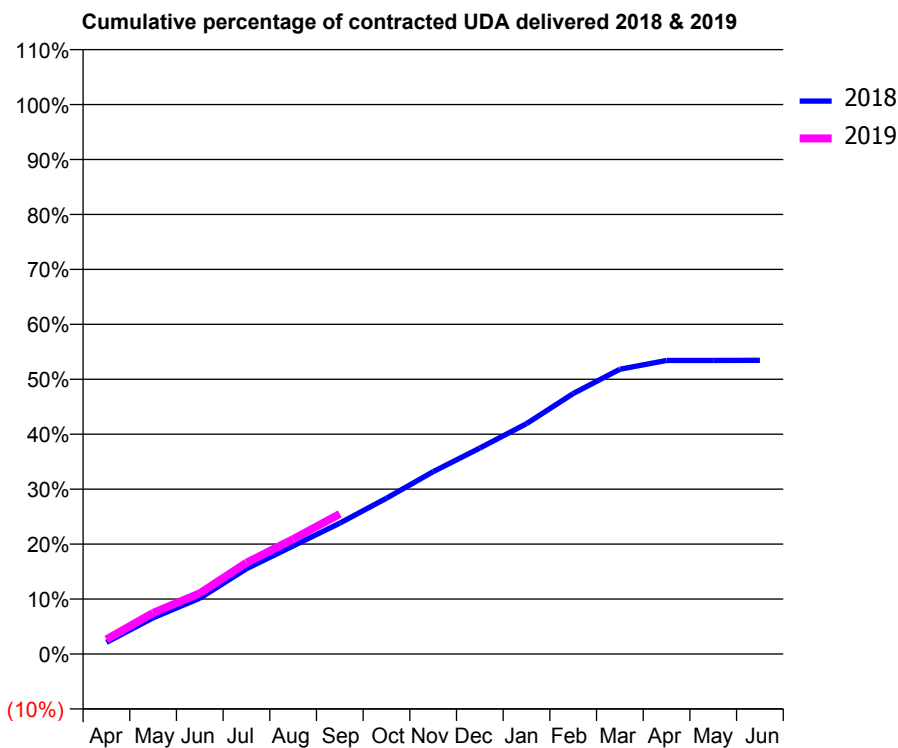
18/19 Contracted general activity (UDA)	23,300
Carry forward general activity (UDA)	0
18/19 Contracted orthodontic activity (UOA)	0
Carry forward orthodontic activity (UOA)	0
Baseline contract value	£690,654.42

ACCESS*

Patients seen in 24 months	Total	Change since previous quarter
Quarter ending September 2017	7,231	
Quarter ending December 2017	7,261	→
Quarter ending March 2018	7,280	→
Quarter ending June 2018	7,322	→
Quarter ending September 2018	7,401	→
Variance since September 2017	2.4%	↑



ACTIVITY



Month	Adjusted Scheduled Activity (UDA)	
	2018	2019
April	495	618
May	1,536	1,746
June	2,368	2,577
July	3,617	3,869
August	4,582	4,870
September	5,550	5,939
October	6,605	
November	7,734	
December	8,730	
January	9,770	
February	11,048	
March	12,072	
April	12,446	
May	12,446	
June	12,454	

QUALITY

	Quantity	Base Number	Contract	AT	Region	England
% of FP17s for the same patient ID Re-attending within 3 months - Children	14	893	1.6%	9.2%	11.4%	11.6%
% of FP17s for the same patient ID Re-attending within 3 months - Adults	142	3,257	4.4%	12.5%	15.0%	15.5%
% of FP17s for the same patient ID Re-attending between 3 & 9 months - Children	435	893	48.7%	59.3%	59.9%	58.8%
% of FP17s for the same patient ID Re-attending between 3 & 9 months - Adults	1,111	3,257	34.1%	50.7%	52.0%	51.1%
% of FP17s for Band 1 Urgent Courses	165	3,857	4.3%	7.0%	8.0%	9.0%
% of FP17s Relating to Free Repair or Replacements	6	3,857	0.2%	0.8%	0.8%	0.8%
% of FP17s Relating to Continuations	13	3,857	0.3%	1.0%	0.9%	0.9%
% of Patients satisfied with the dentistry they have received	5	5	N/A	93.7%	93.5%	93.3%
% of Patients satisfied with the time they had to wait for an appointment	4	5	N/A	92.2%	89.1%	88.9%

* This is based on patients treated on this contract for their most recent course of treatment. Figures in italics indicate the base number of FP17s or Patient Questionnaire responses are less than 100. N/A is shown where the base number of responses is less than 10 during the period. % is calculated as Quantity/Base number*100

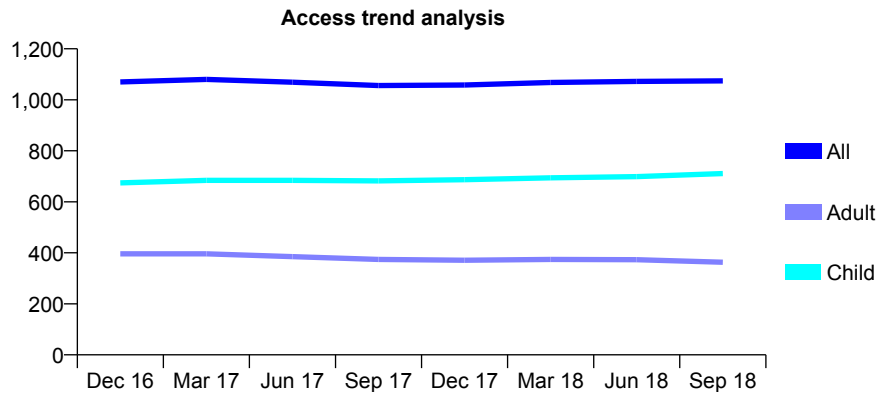
Q53 - Vital Signs At a Glance Contract Report for 575798/0001 - September 2018

Name or company name	Hughes & Meixner
Contract type name	GDS Contract
Purpose of contract	General
Contract start date	01/04/2006
Contract end date	

18/19 Contracted general activity (UDA)	2,750
Carry forward general activity (UDA)	-46
18/19 Contracted orthodontic activity (UOA)	0
Carry forward orthodontic activity (UOA)	0
Baseline contract value	£71,531.66

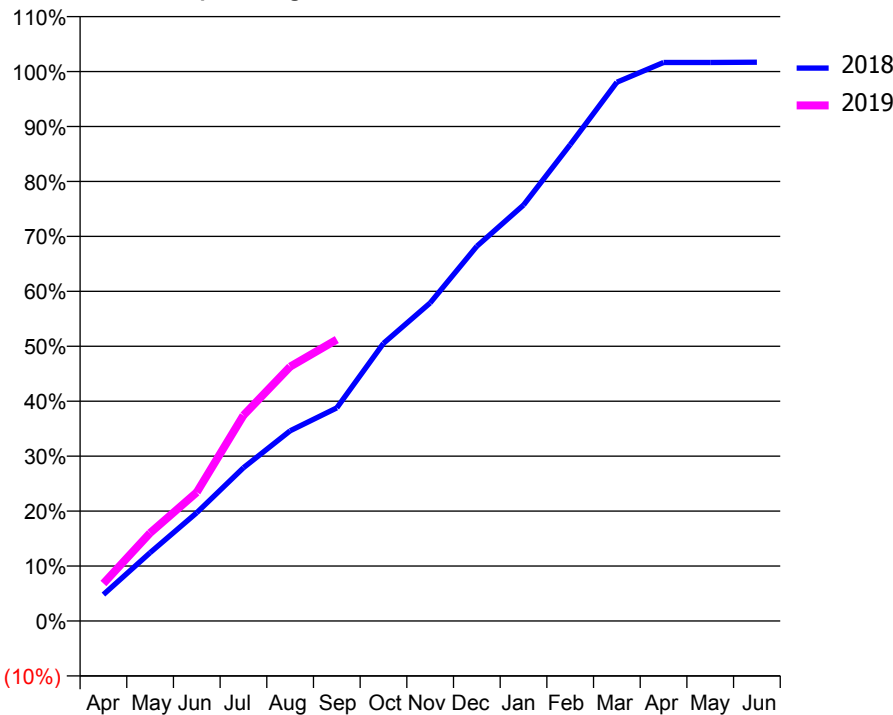
ACCESS*

Patients seen in 24 months	Total	Change since previous quarter
Quarter ending September 2017	1,056	
Quarter ending December 2017	1,058	→
Quarter ending March 2018	1,068	→
Quarter ending June 2018	1,072	→
Quarter ending September 2018	1,074	→
Variance since September 2017	1.7%	→



ACTIVITY

Cumulative percentage of contracted UDA delivered 2018 & 2019



Month	Adjusted Scheduled Activity (UDA)	
	2018	2019
April	132	188
May	342	441
June	542	644
July	767	1,030
August	952	1,273
September	1,067	1,408
October	1,390	
November	1,592	
December	1,876	
January	2,082	
February	2,384	
March	2,696	
April	2,795	
May	2,795	
June	2,796	

QUALITY

	Quantity	Base Number	Contract	AT	Region	England
% of FP17s for the same patient ID Re-attending within 3 months - Children	53	597	8.9%	9.2%	11.4%	11.6%
% of FP17s for the same patient ID Re-attending within 3 months - Adults	52	230	22.6%	12.5%	15.0%	15.5%
% of FP17s for the same patient ID Re-attending between 3 & 9 months - Children	413	597	69.2%	59.3%	59.9%	58.8%
% of FP17s for the same patient ID Re-attending between 3 & 9 months - Adults	108	230	47.0%	50.7%	52.0%	51.1%
% of FP17s for Band 1 Urgent Courses	66	742	8.9%	7.0%	8.0%	9.0%
% of FP17s Relating to Free Repair or Replacements	1	742	0.1%	0.8%	0.8%	0.8%
% of FP17s Relating to Continuations	0	742	0.0%	1.0%	0.9%	0.9%
% of Patients satisfied with the dentistry they have received	1	1	N/A	93.7%	93.5%	93.3%
% of Patients satisfied with the time they had to wait for an appointment	1	1	N/A	92.2%	89.1%	88.9%

* This is based on patients treated on this contract for their most recent course of treatment. Figures in italics indicate the base number of FP17s or Patient Questionnaire responses are less than 100. N/A is shown where the base number of responses is less than 10 during the period. % is calculated as Quantity/Base number*100

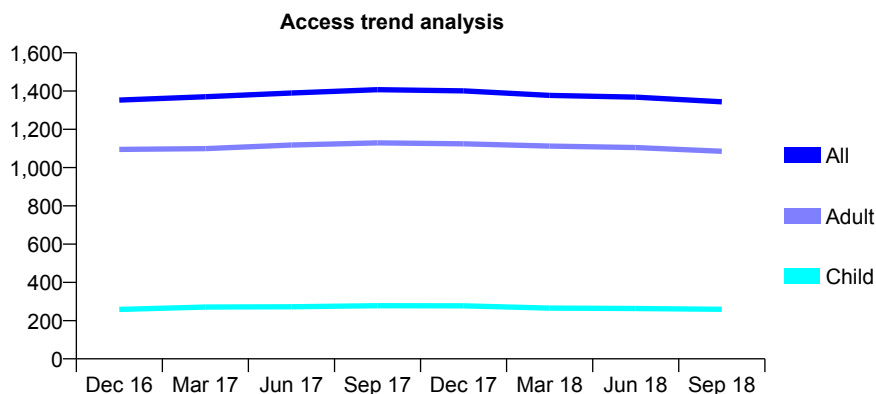
Q53 - Vital Signs At a Glance Contract Report for 619744/0005 - September 2018

Name or company name	MR AM WILLIAMS
Contract type name	GDS Contract
Purpose of contract	General
Contract start date	02/07/2012
Contract end date	

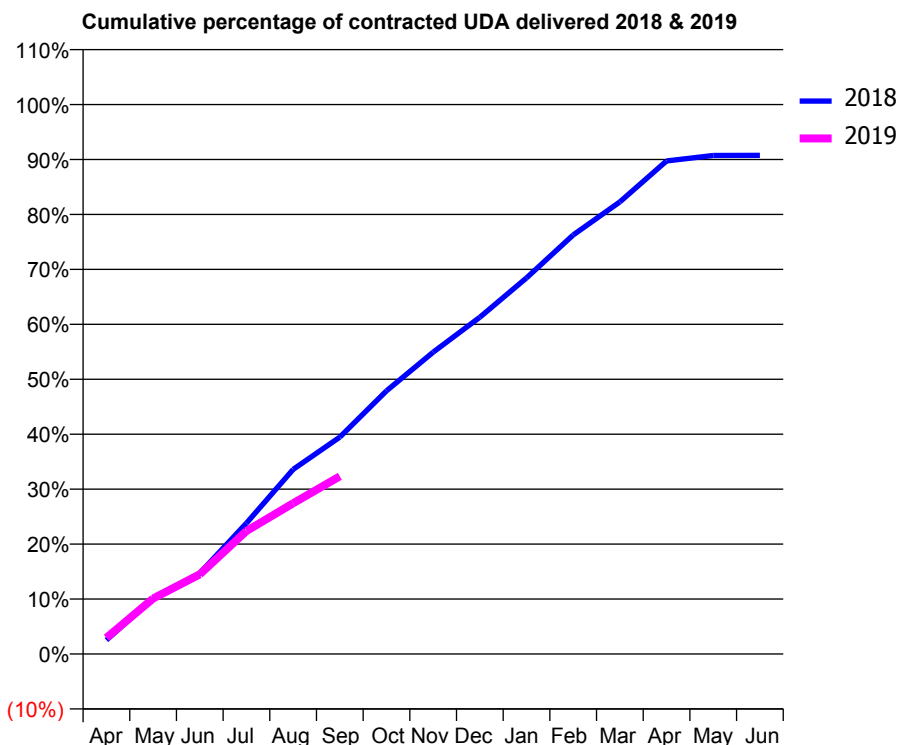
18/19 Contracted general activity (UDA)	3,761
Carry forward general activity (UDA)	0
18/19 Contracted orthodontic activity (UOA)	0
Carry forward orthodontic activity (UOA)	0
Baseline contract value	£78,981.00

ACCESS*

Patients seen in 24 months	Total	Change since previous quarter
Quarter ending September 2017	1,407	
Quarter ending December 2017	1,401	→
Quarter ending March 2018	1,377	↓
Quarter ending June 2018	1,368	→
Quarter ending September 2018	1,344	↓
Variance since September 2017	(4.5%)	↓



ACTIVITY



Month	Adjusted Scheduled Activity (UDA)	
	2018	2019
April	96	111
May	380	380
June	554	545
July	896	842
August	1,264	1,032
September	1,485	1,216
October	1,802	
November	2,066	
December	2,305	
January	2,574	
February	2,868	
March	3,095	
April	3,375	
May	3,412	
June	3,413	

QUALITY

	Quantity	Base Number	Contract	AT	Region	England
% of FP17s for the same patient ID Re-attending within 3 months - Children	3	153	2.0%	9.2%	11.4%	11.6%
% of FP17s for the same patient ID Re-attending within 3 months - Adults	94	789	11.9%	12.5%	15.0%	15.5%
% of FP17s for the same patient ID Re-attending between 3 & 9 months - Children	106	153	69.3%	59.3%	59.9%	58.8%
% of FP17s for the same patient ID Re-attending between 3 & 9 months - Adults	523	789	66.3%	50.7%	52.0%	51.1%
% of FP17s for Band 1 Urgent Courses	67	817	8.2%	7.0%	8.0%	9.0%
% of FP17s Relating to Free Repair or Replacements	10	817	1.2%	0.8%	0.8%	0.8%
% of FP17s Relating to Continuations	13	817	1.6%	1.0%	0.9%	0.9%
% of Patients satisfied with the dentistry they have received	6	6	N/A	93.7%	93.5%	93.3%
% of Patients satisfied with the time they had to wait for an appointment	5	6	N/A	92.2%	89.1%	88.9%

* This is based on patients treated on this contract for their most recent course of treatment. Figures in italics indicate the base number of FP17s or Patient Questionnaire responses are less than 100. N/A is shown where the base number of responses is less than 10 during the period. % is calculated as Quantity/Base number*100

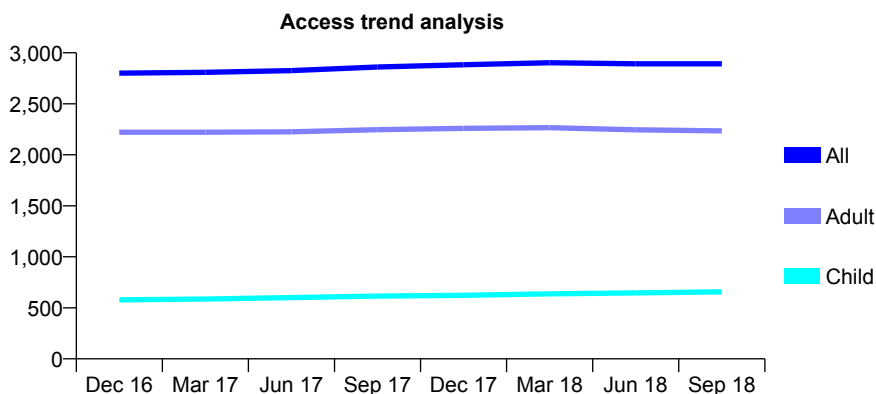
Q53 - Vital Signs At a Glance Contract Report for 619744/0006 - September 2018

Name or company name	MR AM WILLIAMS
Contract type name	GDS Contract
Purpose of contract	General and Orthodontic
Contract start date	02/07/2012
Contract end date	

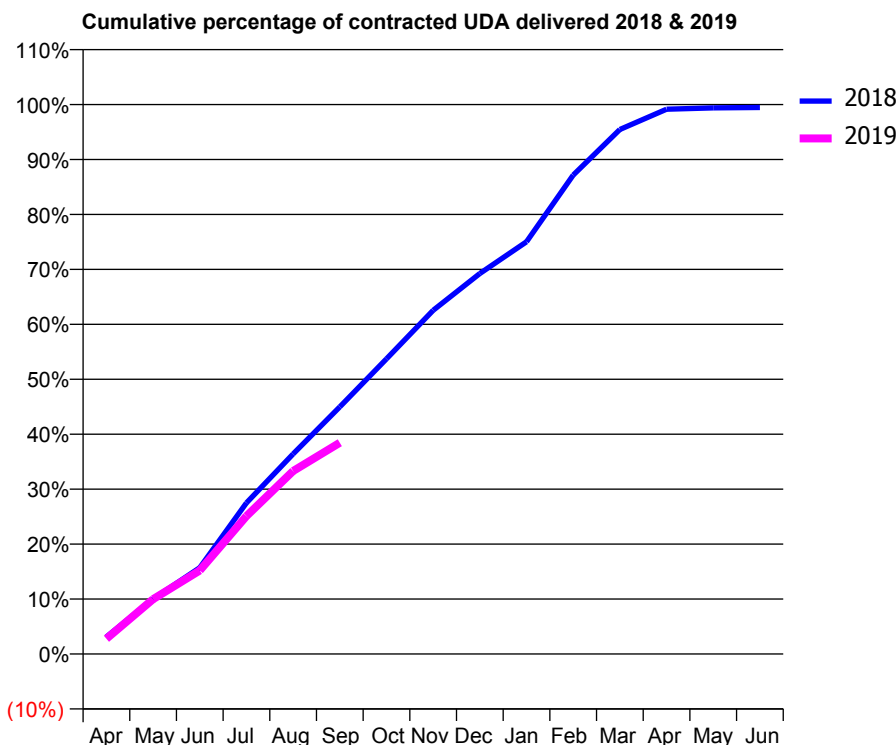
18/19 Contracted general activity (UDA)	7,452
Carry forward general activity (UDA)	41
18/19 Contracted orthodontic activity (UOA)	409
Carry forward orthodontic activity (UOA)	0
Baseline contract value	£180,651.20

ACCESS*

Patients seen in 24 months	Total	Change since previous quarter
Quarter ending September 2017	2,861	
Quarter ending December 2017	2,883	→
Quarter ending March 2018	2,903	→
Quarter ending June 2018	2,892	→
Quarter ending September 2018	2,892	→
Variance since September 2017	1.1%	→



ACTIVITY



Month	Adjusted Scheduled Activity (UDA)	
	2018	2019
April	232	206
May	748	744
June	1,171	1,132
July	2,051	1,871
August	2,714	2,482
September	3,352	2,866
October	4,003	
November	4,661	
December	5,161	
January	5,591	
February	6,495	
March	7,113	
April	7,388	
May	7,407	
June	7,411	

QUALITY

	Quantity	Base Number	Contract	AT	Region	England
% of FP17s for the same patient ID Re-attending within 3 months - Children	31	457	6.8%	9.2%	11.4%	11.6%
% of FP17s for the same patient ID Re-attending within 3 months - Adults	210	1,668	12.6%	12.5%	15.0%	15.5%
% of FP17s for the same patient ID Re-attending between 3 & 9 months - Children	292	457	63.9%	59.3%	59.9%	58.8%
% of FP17s for the same patient ID Re-attending between 3 & 9 months - Adults	1,063	1,668	63.7%	50.7%	52.0%	51.1%
% of FP17s for Band 1 Urgent Courses	182	1,942	9.4%	7.0%	8.0%	9.0%
% of FP17s Relating to Free Repair or Replacements	20	1,942	1.0%	0.8%	0.8%	0.8%
% of FP17s Relating to Continuations	29	1,942	1.5%	1.0%	0.9%	0.9%
% of Patients satisfied with the dentistry they have received	1	1	N/A	93.7%	93.5%	93.3%
% of Patients satisfied with the time they had to wait for an appointment	1	1	N/A	92.2%	89.1%	88.9%

* This is based on patients treated on this contract for their most recent course of treatment. Figures in italics indicate the base number of FP17s or Patient Questionnaire responses are less than 100. N/A is shown where the base number of responses is less than 10 during the period. % is calculated as Quantity/Base number*100

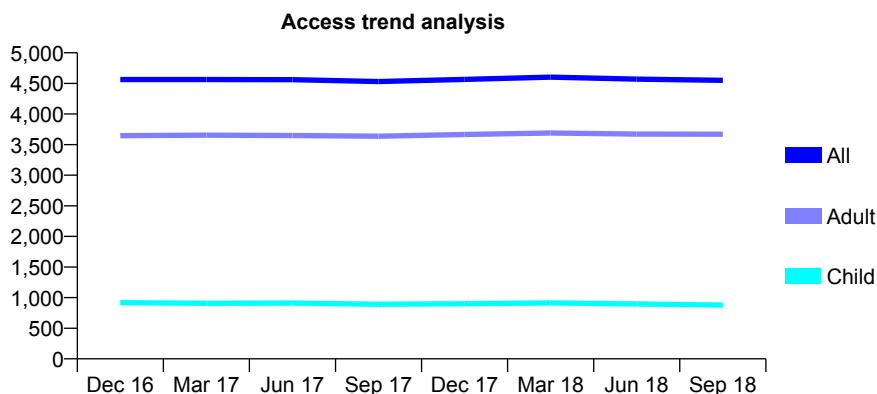
Q53 - Vital Signs At a Glance Contract Report for 626171/0001 - September 2018

Name or company name	MR MG HASSALL
Contract type name	GDS Contract
Purpose of contract	General
Contract start date	01/04/2006
Contract end date	

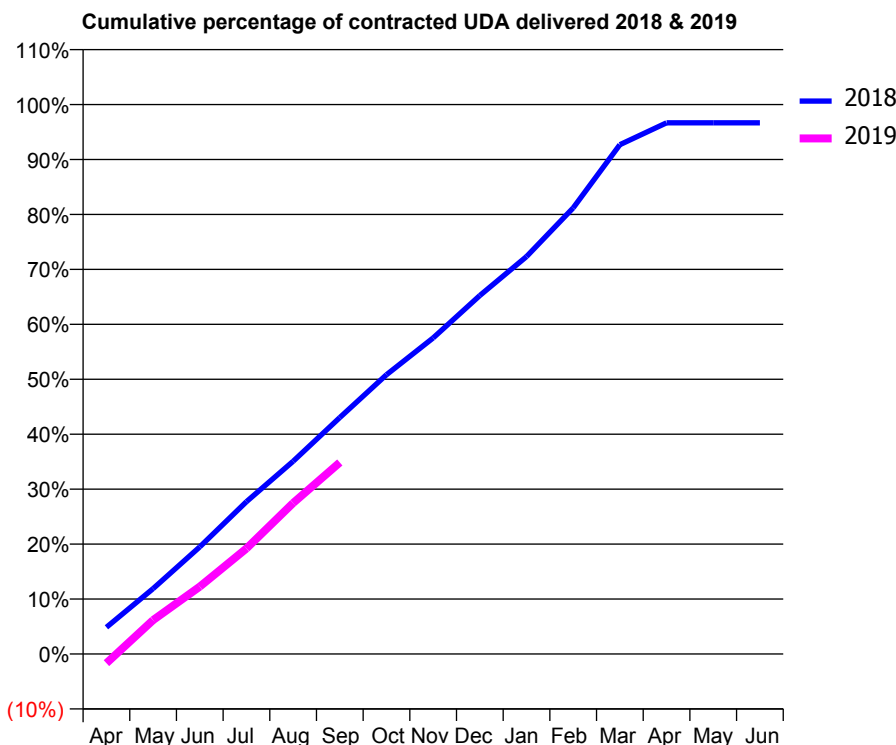
18/19 Contracted general activity (UDA)	12,950
Carry forward general activity (UDA)	431
18/19 Contracted orthodontic activity (UOA)	0
Carry forward orthodontic activity (UOA)	0
Baseline contract value	£271,950.00

ACCESS*

Patients seen in 24 months	Total	Change since previous quarter
Quarter ending September 2017	4,531	
Quarter ending December 2017	4,565	→
Quarter ending March 2018	4,603	→
Quarter ending June 2018	4,569	→
Quarter ending September 2018	4,551	→
Variance since September 2017	0.4%	→



ACTIVITY



Month	Adjusted Scheduled Activity (UDA)	
	2018	2019
April	630	-217
May	1,543	800
June	2,524	1,587
July	3,592	2,486
August	4,543	3,558
September	5,573	4,513
October	6,582	
November	7,451	
December	8,448	
January	9,366	
February	10,513	
March	12,004	
April	12,519	
May	12,519	
June	12,519	

QUALITY

	Quantity	Base Number	Contract	AT	Region	England
% of FP17s for the same patient ID Re-attending within 3 months - Children	16	544	2.9%	9.2%	11.4%	11.6%
% of FP17s for the same patient ID Re-attending within 3 months - Adults	189	2,294	8.2%	12.5%	15.0%	15.5%
% of FP17s for the same patient ID Re-attending between 3 & 9 months - Children	208	544	38.2%	59.3%	59.9%	58.8%
% of FP17s for the same patient ID Re-attending between 3 & 9 months - Adults	831	2,294	36.2%	50.7%	52.0%	51.1%
% of FP17s for Band 1 Urgent Courses	46	2,631	1.7%	7.0%	8.0%	9.0%
% of FP17s Relating to Free Repair or Replacements	19	2,631	0.7%	0.8%	0.8%	0.8%
% of FP17s Relating to Continuations	31	2,631	1.2%	1.0%	0.9%	0.9%
% of Patients satisfied with the dentistry they have received	3	3	N/A	93.7%	93.5%	93.3%
% of Patients satisfied with the time they had to wait for an appointment	3	3	N/A	92.2%	89.1%	88.9%

* This is based on patients treated on this contract for their most recent course of treatment. Figures in italics indicate the base number of FP17s or Patient Questionnaire responses are less than 100. N/A is shown where the base number of responses is less than 10 during the period. % is calculated as Quantity/Base number*100

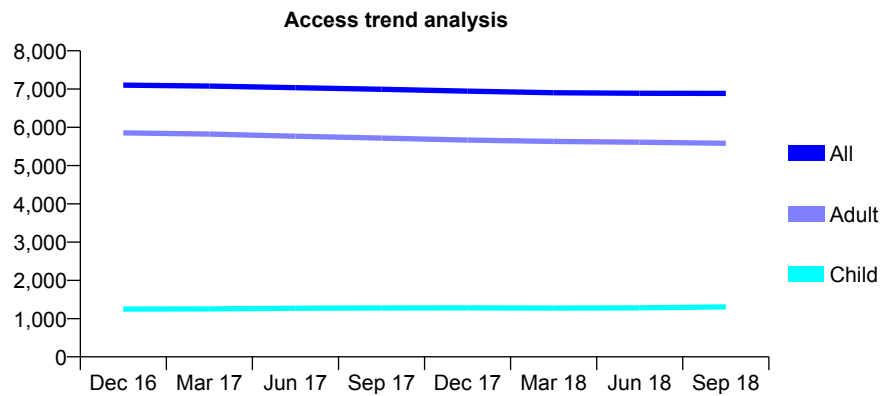
Q53 - Vital Signs At a Glance Contract Report for 630152/0001 - September 2018

Name or company name	MR TJ LEWIN
Contract type name	GDS Contract
Purpose of contract	General
Contract start date	01/04/2006
Contract end date	

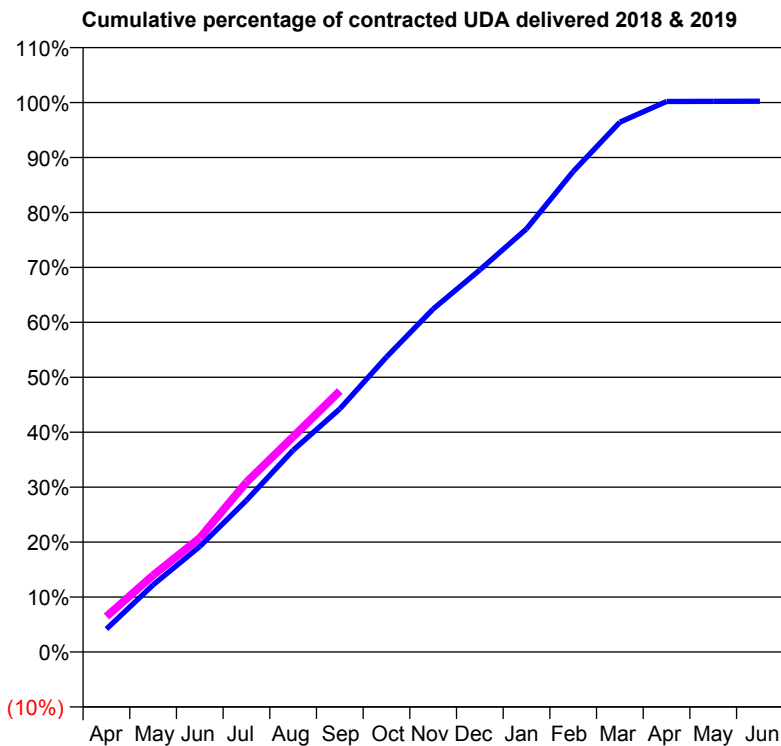
18/19 Contracted general activity (UDA)	18,059
Carry forward general activity (UDA)	-40
18/19 Contracted orthodontic activity (UOA)	0
Carry forward orthodontic activity (UOA)	0
Baseline contract value	£454,720.09

ACCESS*

Patients seen in 24 months	Total	Change since previous quarter
Quarter ending September 2017	6,993	
Quarter ending December 2017	6,945	→
Quarter ending March 2018	6,905	→
Quarter ending June 2018	6,891	→
Quarter ending September 2018	6,888	→
Variance since September 2017	(1.5%)	↓



ACTIVITY



Month	Adjusted Scheduled Activity (UDA)	
	2018	2019
April	755	1,166
May	2,207	2,521
June	3,468	3,750
July	4,984	5,579
August	6,632	7,077
September	7,993	8,578
October	9,696	
November	11,275	
December	12,558	
January	13,909	
February	15,791	
March	17,412	
April	18,092	
May	18,095	
June	18,099	

QUALITY

	Quantity	Base Number	Contract	AT	Region	England
% of FP17s for the same patient ID Re-attending within 3 months - Children	60	986	6.1%	9.2%	11.4%	11.6%
% of FP17s for the same patient ID Re-attending within 3 months - Adults	633	3,948	16.0%	12.5%	15.0%	15.5%
% of FP17s for the same patient ID Re-attending between 3 & 9 months - Children	570	986	57.8%	59.3%	59.9%	58.8%
% of FP17s for the same patient ID Re-attending between 3 & 9 months - Adults	1,525	3,948	38.6%	50.7%	52.0%	51.1%
% of FP17s for Band 1 Urgent Courses	281	4,145	6.8%	7.0%	8.0%	9.0%
% of FP17s Relating to Free Repair or Replacements	52	4,145	1.3%	0.8%	0.8%	0.8%
% of FP17s Relating to Continuations	69	4,145	1.7%	1.0%	0.9%	0.9%
% of Patients satisfied with the dentistry they have received	5	5	N/A	93.7%	93.5%	93.3%
% of Patients satisfied with the time they had to wait for an appointment	5	5	N/A	92.2%	89.1%	88.9%

* This is based on patients treated on this contract for their most recent course of treatment. Figures in italics indicate the base number of FP17s or Patient Questionnaire responses are less than 100. N/A is shown where the base number of responses is less than 10 during the period. % is calculated as Quantity/Base number*100

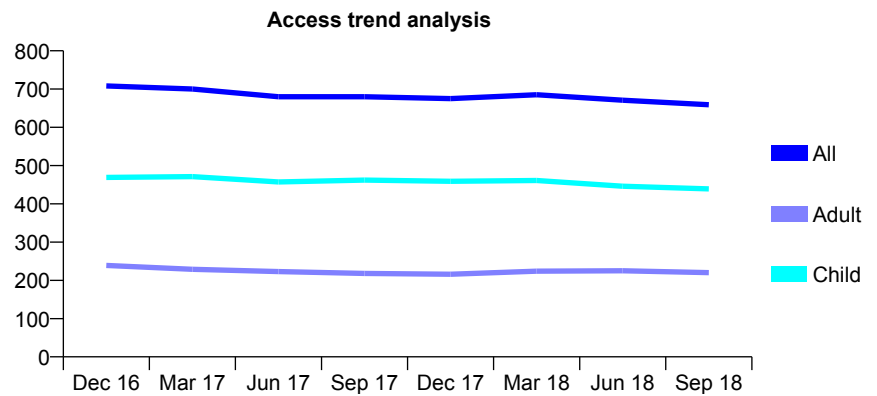
Q53 - Vital Signs At a Glance Contract Report for 630470/0001 - September 2018

Name or company name	Arthurell, Airdrie, Wellington
Contract type name	GDS Contract
Purpose of contract	General
Contract start date	01/08/2012
Contract end date	

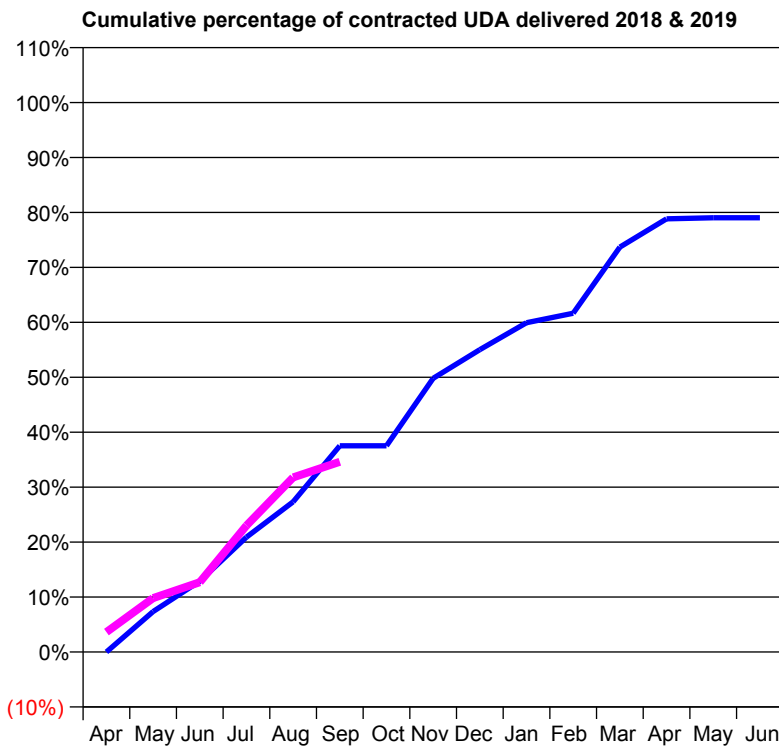
18/19 Contracted general activity (UDA)	1,630
Carry forward general activity (UDA)	0
18/19 Contracted orthodontic activity (UOA)	0
Carry forward orthodontic activity (UOA)	0
Baseline contract value	£36,665.26

ACCESS*

Patients seen in 24 months	Total	Change since previous quarter
Quarter ending September 2017	680	
Quarter ending December 2017	675	→
Quarter ending March 2018	685	→
Quarter ending June 2018	671	↓
Quarter ending September 2018	659	↓
Variance since September 2017	(3.1%)	↓



ACTIVITY



Adjusted Scheduled Activity (UDA)		
Month	2018	2019
April	0	59
May	120	160
June	210	207
July	341	375
August	446	518
September	612	564
October	612	
November	812	
December	897	
January	977	
February	1,005	
March	1,201	
April	1,285	
May	1,288	
June	1,288	

QUALITY

	Quantity	Base Number	Contract	AT	Region	England
% of FP17s for the same patient ID Re-attending within 3 months - Children	15	340	4.4%	9.2%	11.4%	11.6%
% of FP17s for the same patient ID Re-attending within 3 months - Adults	13	128	10.2%	12.5%	15.0%	15.5%
% of FP17s for the same patient ID Re-attending between 3 & 9 months - Children	267	340	78.5%	59.3%	59.9%	58.8%
% of FP17s for the same patient ID Re-attending between 3 & 9 months - Adults	88	128	68.8%	50.7%	52.0%	51.1%
% of FP17s for Band 1 Urgent Courses	1	407	0.2%	7.0%	8.0%	9.0%
% of FP17s Relating to Free Repair or Replacements	0	407	0.0%	0.8%	0.8%	0.8%
% of FP17s Relating to Continuations	0	407	0.0%	1.0%	0.9%	0.9%
% of Patients satisfied with the dentistry they have received	0	0	N/A	93.7%	93.5%	93.3%
% of Patients satisfied with the time they had to wait for an appointment	0	0	N/A	92.2%	89.1%	88.9%

* This is based on patients treated on this contract for their most recent course of treatment. Figures in italics indicate the base number of FP17s or Patient Questionnaire responses are less than 100. N/A is shown where the base number of responses is less than 10 during the period. % is calculated as Quantity/Base number*100

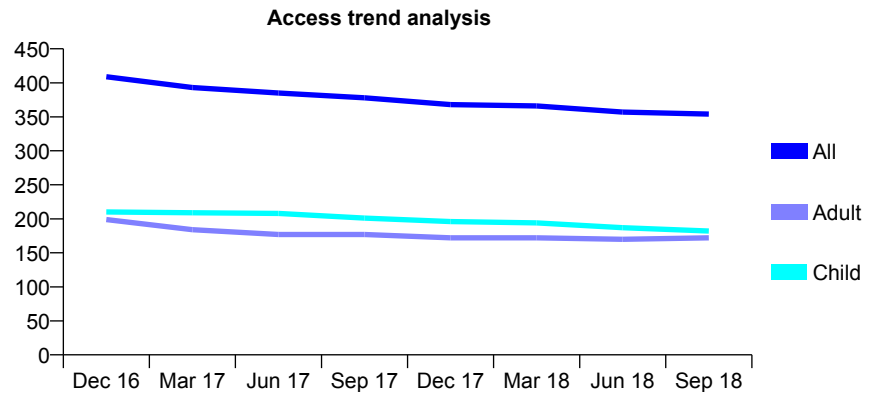
Q53 - Vital Signs At a Glance Contract Report for 634794/0001 - September 2018

Name or company name	MR MA FELLER
Contract type name	GDS Contract
Purpose of contract	General
Contract start date	01/04/2006
Contract end date	

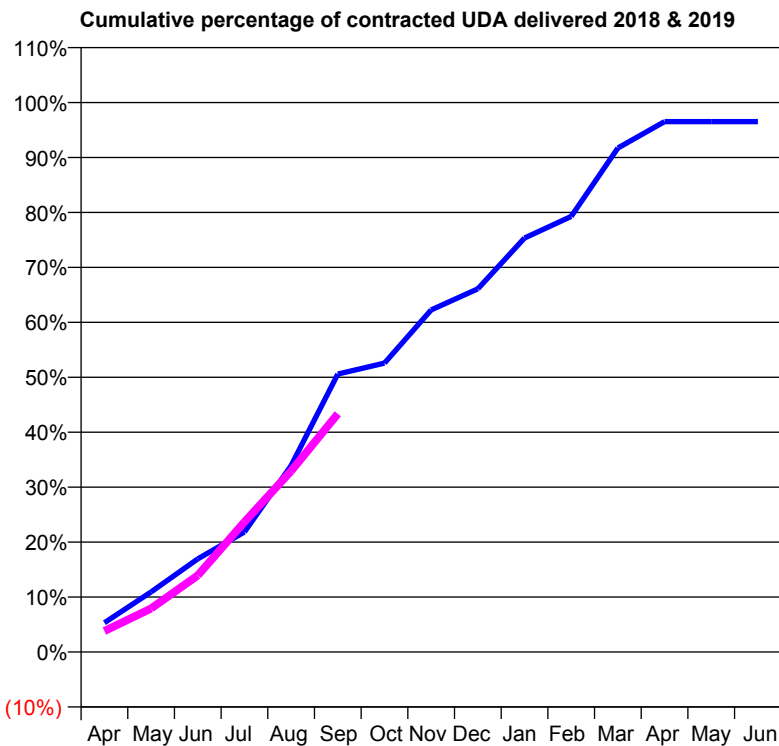
18/19 Contracted general activity (UDA)	1,049
Carry forward general activity (UDA)	36
18/19 Contracted orthodontic activity (UOA)	0
Carry forward orthodontic activity (UOA)	0
Baseline contract value	£26,403.42

ACCESS*

Patients seen in 24 months	Total	Change since previous quarter
Quarter ending September 2017	378	
Quarter ending December 2017	368	↓
Quarter ending March 2018	366	→
Quarter ending June 2018	357	↓
Quarter ending September 2018	354	→
Variance since September 2017	(6.3%)	↓



ACTIVITY



Adjusted Scheduled Activity (UDA)		
Month	2018	2019
April	56	40
May	115	83
June	178	146
July	229	248
August	356	346
September	531	455
October	552	
November	653	
December	693	
January	790	
February	832	
March	962	
April	1,013	
May	1,013	
June	1,013	

QUALITY

	Quantity	Base Number	Contract	AT	Region	England
% of FP17s for the same patient ID Re-attending within 3 months - Children	3	147	2.0%	9.2%	11.4%	11.6%
% of FP17s for the same patient ID Re-attending within 3 months - Adults	1	71	1.4%	12.5%	15.0%	15.5%
% of FP17s for the same patient ID Re-attending between 3 & 9 months - Children	85	147	57.8%	59.3%	59.9%	58.8%
% of FP17s for the same patient ID Re-attending between 3 & 9 months - Adults	12	71	16.9%	50.7%	52.0%	51.1%
% of FP17s for Band 1 Urgent Courses	4	198	2.0%	7.0%	8.0%	9.0%
% of FP17s Relating to Free Repair or Replacements	0	198	0.0%	0.8%	0.8%	0.8%
% of FP17s Relating to Continuations	0	198	0.0%	1.0%	0.9%	0.9%
% of Patients satisfied with the dentistry they have received	0	0	N/A	93.7%	93.5%	93.3%
% of Patients satisfied with the time they had to wait for an appointment	0	0	N/A	92.2%	89.1%	88.9%

* This is based on patients treated on this contract for their most recent course of treatment. Figures in italics indicate the base number of FP17s or Patient Questionnaire responses are less than 100. N/A is shown where the base number of responses is less than 10 during the period. % is calculated as Quantity/Base number*100

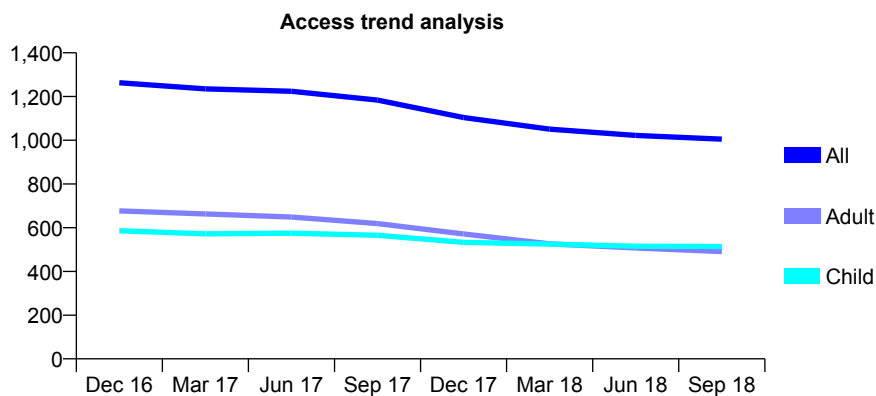
Q53 - Vital Signs At a Glance Contract Report for 635138/0001 - September 2018

Name or company name	MR FM RAHMAN
Contract type name	GDS Contract
Purpose of contract	General
Contract start date	01/04/2006
Contract end date	

18/19 Contracted general activity (UDA)	3,619
Carry forward general activity (UDA)	-41
18/19 Contracted orthodontic activity (UOA)	0
Carry forward orthodontic activity (UOA)	0
Baseline contract value	£107,379.65

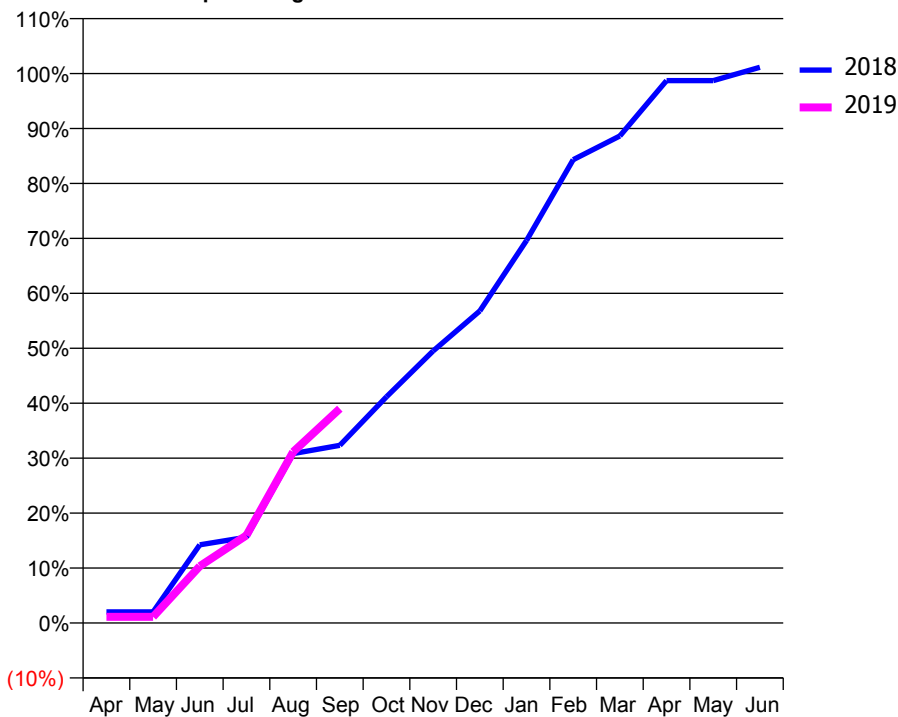
ACCESS*

Patients seen in 24 months	Total	Change since previous quarter
Quarter ending September 2017	1,184	
Quarter ending December 2017	1,104	↓
Quarter ending March 2018	1,051	↓
Quarter ending June 2018	1,022	↓
Quarter ending September 2018	1,005	↓
Variance since September 2017	(15.1%)	↓



ACTIVITY

Cumulative percentage of contracted UDA delivered 2018 & 2019



Month	Adjusted Scheduled Activity (UDA)	
	2018	2019
April	73	41
May	73	41
June	515	374
July	565	578
August	1,116	1,127
September	1,170	1,412
October	1,490	
November	1,792	
December	2,056	
January	2,519	
February	3,051	
March	3,208	
April	3,572	
May	3,572	
June	3,660	

QUALITY

	Quantity	Base Number	Contract	AT	Region	England
% of FP17s for the same patient ID Re-attending within 3 months - Children	16	311	5.1%	9.2%	11.4%	11.6%
% of FP17s for the same patient ID Re-attending within 3 months - Adults	22	239	9.2%	12.5%	15.0%	15.5%
% of FP17s for the same patient ID Re-attending between 3 & 9 months - Children	169	311	54.3%	59.3%	59.9%	58.8%
% of FP17s for the same patient ID Re-attending between 3 & 9 months - Adults	85	239	35.6%	50.7%	52.0%	51.1%
% of FP17s for Band 1 Urgent Courses	8	438	1.8%	7.0%	8.0%	9.0%
% of FP17s Relating to Free Repair or Replacements	0	438	0.0%	0.8%	0.8%	0.8%
% of FP17s Relating to Continuations	0	438	0.0%	1.0%	0.9%	0.9%
% of Patients satisfied with the dentistry they have received	0	0	N/A	93.7%	93.5%	93.3%
% of Patients satisfied with the time they had to wait for an appointment	0	0	N/A	92.2%	89.1%	88.9%

* This is based on patients treated on this contract for their most recent course of treatment. Figures in italics indicate the base number of FP17s or Patient Questionnaire responses are less than 100. N/A is shown where the base number of responses is less than 10 during the period. % is calculated as Quantity/Base number*100

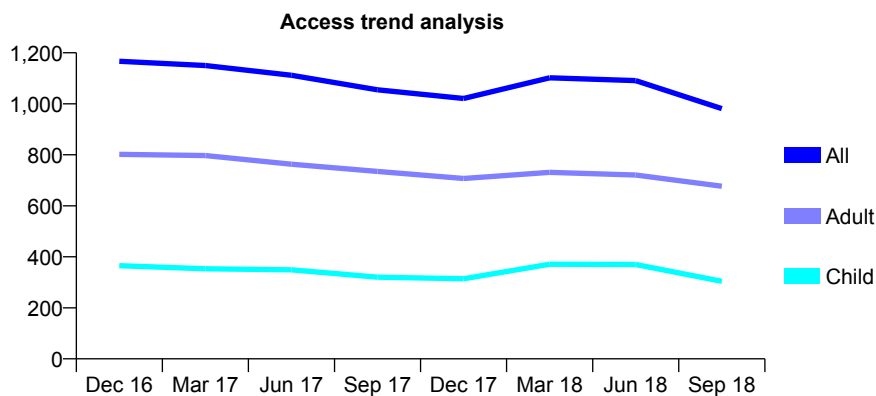
Q53 - Vital Signs At a Glance Contract Report for 641960/0002 - September 2018

Name or company name	MR AJ BROWNE
Contract type name	GDS Contract
Purpose of contract	General
Contract start date	01/01/2014
Contract end date	

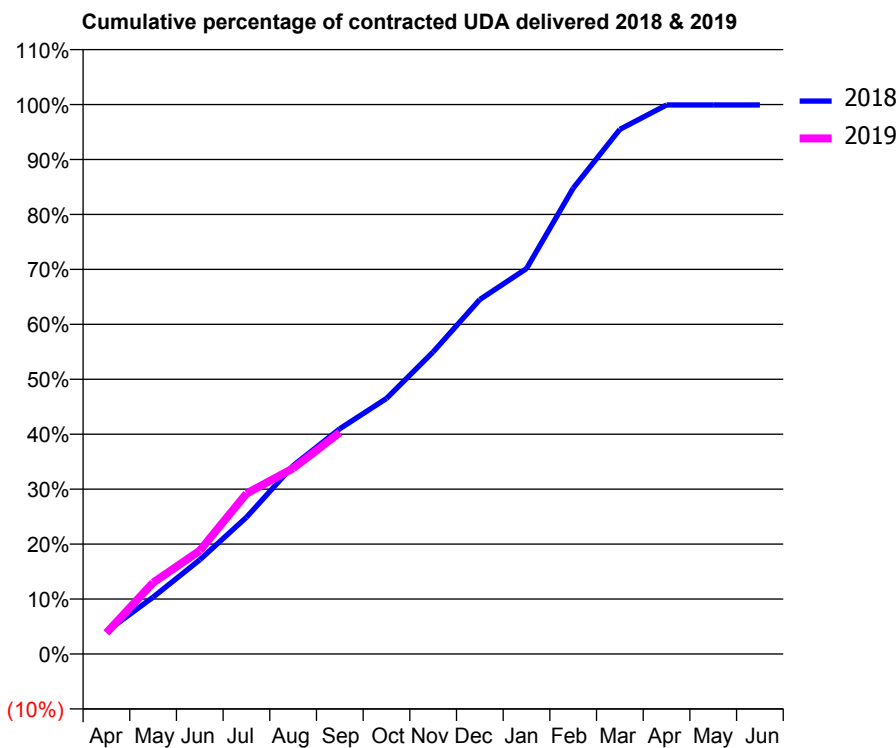
18/19 Contracted general activity (UDA)	2,500
Carry forward general activity (UDA)	1
18/19 Contracted orthodontic activity (UOA)	0
Carry forward orthodontic activity (UOA)	0
Baseline contract value	£55,881.37

ACCESS*

Patients seen in 24 months	Total	Change since previous quarter
Quarter ending September 2017	1,055	
Quarter ending December 2017	1,021	↓
Quarter ending March 2018	1,102	↑
Quarter ending June 2018	1,091	→
Quarter ending September 2018	981	↓
Variance since September 2017	(7.0%)	↓



ACTIVITY



Adjusted Scheduled Activity (UDA)		
Month	2018	2019
April	102	96
May	259	325
June	429	470
July	622	730
August	857	845
September	1,025	1,008
October	1,163	
November	1,374	
December	1,613	
January	1,754	
February	2,120	
March	2,387	
April	2,498	
May	2,498	
June	2,498	

QUALITY

	Quantity	Base Number	Contract	AT	Region	England
% of FP17s for the same patient ID Re-attending within 3 months - Children	18	260	6.9%	9.2%	11.4%	11.6%
% of FP17s for the same patient ID Re-attending within 3 months - Adults	50	442	11.3%	12.5%	15.0%	15.5%
% of FP17s for the same patient ID Re-attending between 3 & 9 months - Children	170	260	65.4%	59.3%	59.9%	58.8%
% of FP17s for the same patient ID Re-attending between 3 & 9 months - Adults	248	442	56.1%	50.7%	52.0%	51.1%
% of FP17s for Band 1 Urgent Courses	40	633	6.3%	7.0%	8.0%	9.0%
% of FP17s Relating to Free Repair or Replacements	3	633	0.5%	0.8%	0.8%	0.8%
% of FP17s Relating to Continuations	7	633	1.1%	1.0%	0.9%	0.9%
% of Patients satisfied with the dentistry they have received	0	0	N/A	93.7%	93.5%	93.3%
% of Patients satisfied with the time they had to wait for an appointment	0	0	N/A	92.2%	89.1%	88.9%

* This is based on patients treated on this contract for their most recent course of treatment. Figures in italics indicate the base number of FP17s or Patient Questionnaire responses are less than 100. N/A is shown where the base number of responses is less than 10 during the period. % is calculated as Quantity/Base number*100

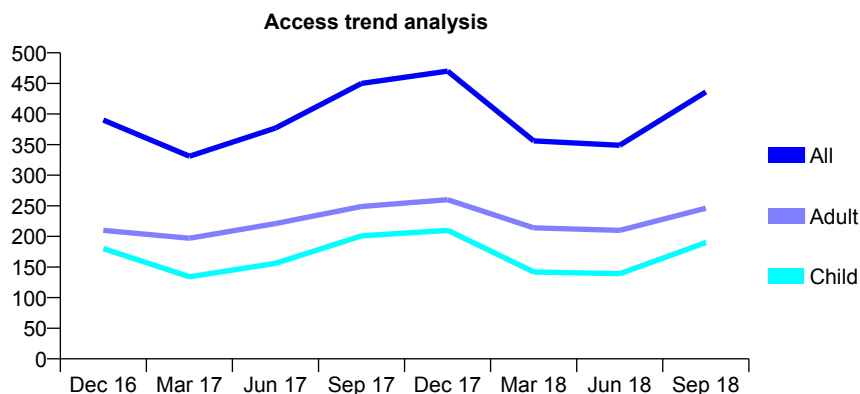
Q53 - Vital Signs At a Glance Contract Report for 641960/0003 - September 2018

Name or company name	MR AJ BROWNE
Contract type name	GDS Contract
Purpose of contract	General
Contract start date	01/09/2015
Contract end date	

18/19 Contracted general activity (UDA)	807
Carry forward general activity (UDA)	2
18/19 Contracted orthodontic activity (UOA)	0
Carry forward orthodontic activity (UOA)	0
Baseline contract value	£20,110.87

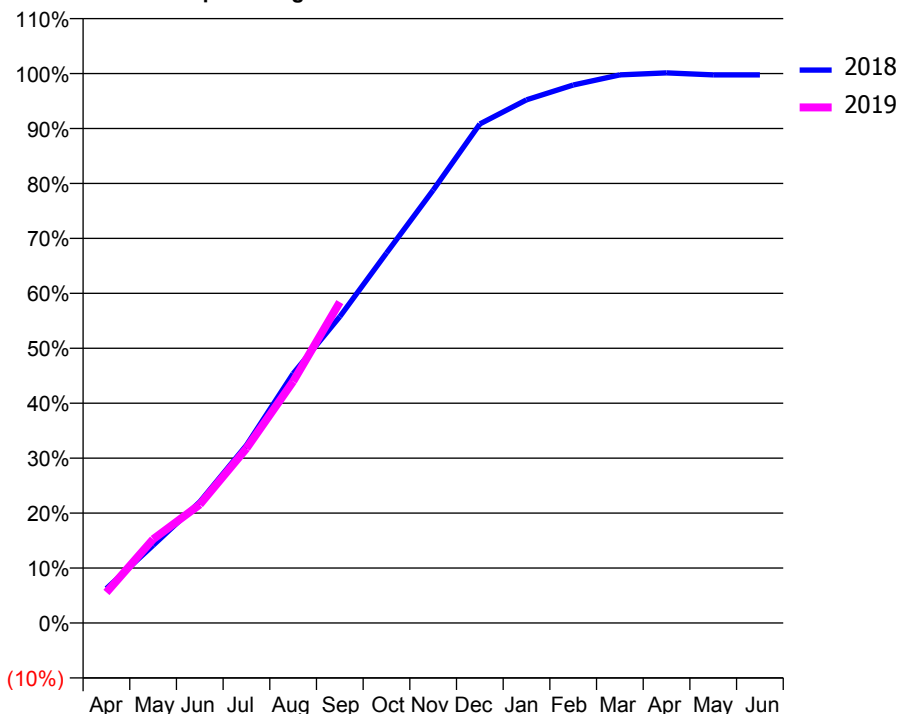
ACCESS*

Patients seen in 24 months	Total	Change since previous quarter
Quarter ending September 2017	450	
Quarter ending December 2017	470	↑
Quarter ending March 2018	356	↓
Quarter ending June 2018	349	↓
Quarter ending September 2018	436	↑
Variance since September 2017	(3.1%)	↓



ACTIVITY

Cumulative percentage of contracted UDA delivered 2018 & 2019



Adjusted Scheduled Activity (UDA)

Month	2018	2019
April	51	45
May	114	123
June	178	174
July	261	256
August	366	355
September	450	471
October	543	
November	636	
December	733	
January	768	
February	790	
March	805	
April	808	
May	805	
June	805	

QUALITY

	Quantity	Base Number	Contract	AT	Region	England
% of FP17s for the same patient ID Re-attending within 3 months - Children	7	175	4.0%	9.2%	11.4%	11.6%
% of FP17s for the same patient ID Re-attending within 3 months - Adults	6	165	3.6%	12.5%	15.0%	15.5%
% of FP17s for the same patient ID Re-attending between 3 & 9 months - Children	75	175	42.9%	59.3%	59.9%	58.8%
% of FP17s for the same patient ID Re-attending between 3 & 9 months - Adults	63	165	38.2%	50.7%	52.0%	51.1%
% of FP17s for Band 1 Urgent Courses	11	340	3.2%	7.0%	8.0%	9.0%
% of FP17s Relating to Free Repair or Replacements	0	340	0.0%	0.8%	0.8%	0.8%
% of FP17s Relating to Continuations	5	340	1.5%	1.0%	0.9%	0.9%
% of Patients satisfied with the dentistry they have received	1	1	N/A	93.7%	93.5%	93.3%
% of Patients satisfied with the time they had to wait for an appointment	1	1	N/A	92.2%	89.1%	88.9%

* This is based on patients treated on this contract for their most recent course of treatment. Figures in italics indicate the base number of FP17s or Patient Questionnaire responses are less than 100. N/A is shown where the base number of responses is less than 10 during the period. % is calculated as Quantity/Base number*100

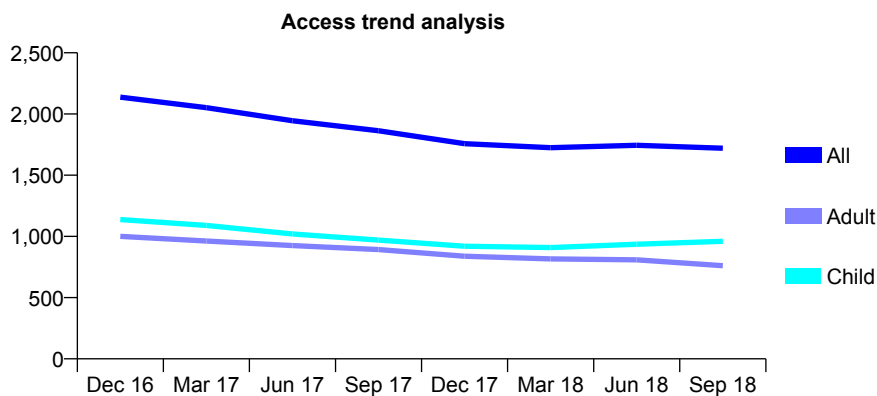
Q53 - Vital Signs At a Glance Contract Report for 650072/0001 - September 2018

Name or company name	MR PR BRADLEY
Contract type name	GDS Contract
Purpose of contract	General
Contract start date	01/04/2006
Contract end date	

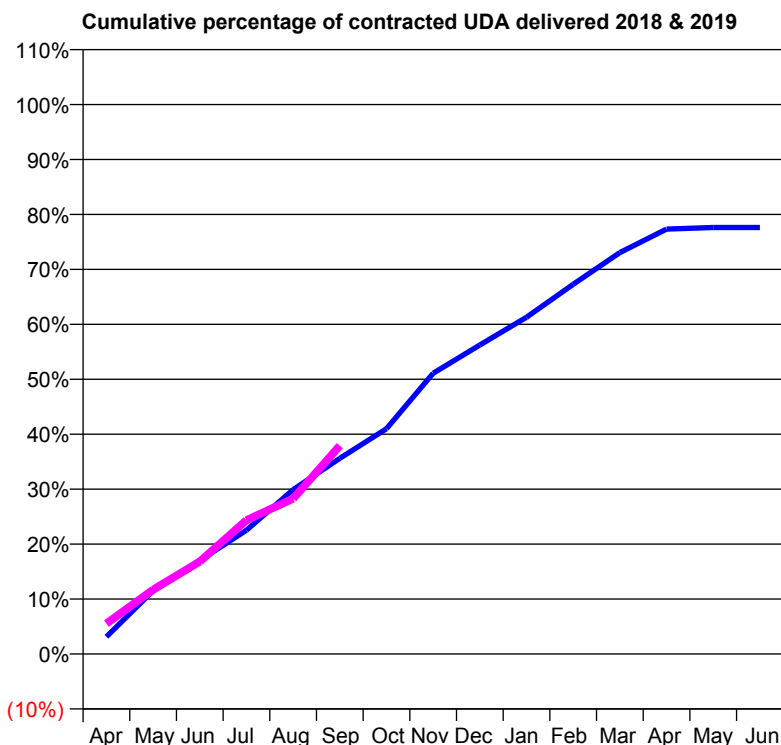
18/19 Contracted general activity (UDA)	4,800
Carry forward general activity (UDA)	0
18/19 Contracted orthodontic activity (UOA)	0
Carry forward orthodontic activity (UOA)	0
Baseline contract value	£120,336.00

ACCESS*

Patients seen in 24 months	Total	Change since previous quarter
Quarter ending September 2017	1,863	
Quarter ending December 2017	1,758	↓
Quarter ending March 2018	1,725	↓
Quarter ending June 2018	1,745	→
Quarter ending September 2018	1,721	↓
Variance since September 2017	(7.6%)	↓



ACTIVITY



Adjusted Scheduled Activity (UDA)		
Month	2018	2019
April	151	266
May	553	563
June	817	808
July	1,081	1,168
August	1,436	1,357
September	1,710	1,820
October	1,968	
November	2,453	
December	2,699	
January	2,942	
February	3,230	
March	3,507	
April	3,712	
May	3,725	
June	3,725	

QUALITY

	Quantity	Base Number	Contract	AT	Region	England
% of FP17s for the same patient ID Re-attending within 3 months - Children	27	865	3.1%	9.2%	11.4%	11.6%
% of FP17s for the same patient ID Re-attending within 3 months - Adults	64	515	12.4%	12.5%	15.0%	15.5%
% of FP17s for the same patient ID Re-attending between 3 & 9 months - Children	596	865	68.9%	59.3%	59.9%	58.8%
% of FP17s for the same patient ID Re-attending between 3 & 9 months - Adults	332	515	64.5%	50.7%	52.0%	51.1%
% of FP17s for Band 1 Urgent Courses	28	1,229	2.3%	7.0%	8.0%	9.0%
% of FP17s Relating to Free Repair or Replacements	3	1,229	0.2%	0.8%	0.8%	0.8%
% of FP17s Relating to Continuations	1	1,229	0.1%	1.0%	0.9%	0.9%
% of Patients satisfied with the dentistry they have received	0	0	N/A	93.7%	93.5%	93.3%
% of Patients satisfied with the time they had to wait for an appointment	0	0	N/A	92.2%	89.1%	88.9%

* This is based on patients treated on this contract for their most recent course of treatment. Figures in italics indicate the base number of FP17s or Patient Questionnaire responses are less than 100. N/A is shown where the base number of responses is less than 10 during the period. % is calculated as Quantity/Base number*100

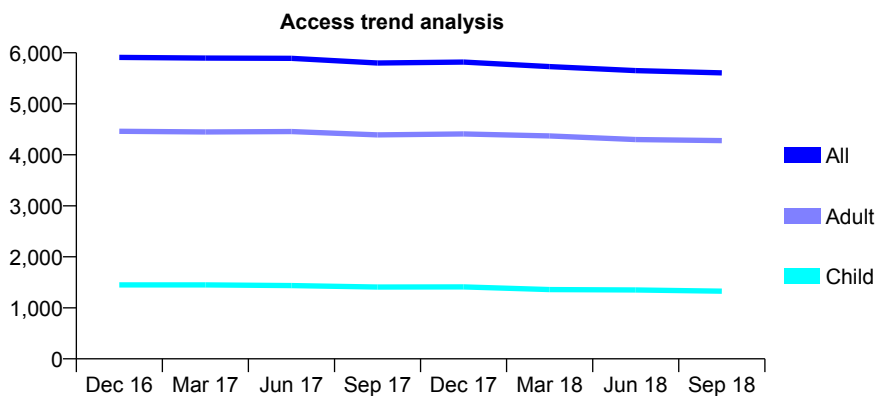
Q53 - Vital Signs At a Glance Contract Report for 650579/0001 - September 2018

Name or company name	A Stanley and N Kalidas
Contract type name	GDS Contract
Purpose of contract	General
Contract start date	01/04/2006
Contract end date	

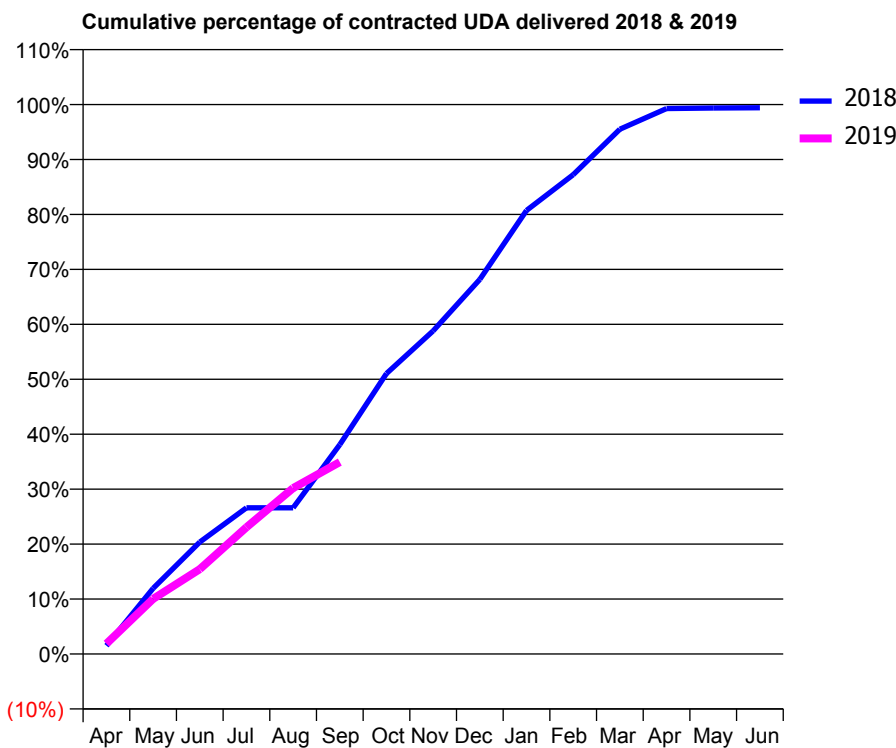
18/19 Contracted general activity (UDA)	17,035
Carry forward general activity (UDA)	99
18/19 Contracted orthodontic activity (UOA)	0
Carry forward orthodontic activity (UOA)	0
Baseline contract value	£582,795.12

ACCESS*

Patients seen in 24 months	Total	Change since previous quarter
Quarter ending September 2017	5,801	
Quarter ending December 2017	5,818	→
Quarter ending March 2018	5,729	↓
Quarter ending June 2018	5,650	↓
Quarter ending September 2018	5,606	→
Variance since September 2017	(3.4%)	↓



ACTIVITY



Adjusted Scheduled Activity (UDA)		
Month	2018	2019
April	260	322
May	2,035	1,711
June	3,469	2,630
July	4,532	3,928
August	4,532	5,145
September	6,491	5,950
October	8,694	
November	10,019	
December	11,613	
January	13,752	
February	14,859	
March	16,270	
April	16,909	
May	16,926	
June	16,935	

QUALITY

	Quantity	Base Number	Contract	AT	Region	England
% of FP17s for the same patient ID Re-attending within 3 months - Children	49	989	5.0%	9.2%	11.4%	11.6%
% of FP17s for the same patient ID Re-attending within 3 months - Adults	388	2,894	13.4%	12.5%	15.0%	15.5%
% of FP17s for the same patient ID Re-attending between 3 & 9 months - Children	654	989	66.1%	59.3%	59.9%	58.8%
% of FP17s for the same patient ID Re-attending between 3 & 9 months - Adults	1,313	2,894	45.4%	50.7%	52.0%	51.1%
% of FP17s for Band 1 Urgent Courses	100	3,224	3.1%	7.0%	8.0%	9.0%
% of FP17s Relating to Free Repair or Replacements	2	3,224	0.1%	0.8%	0.8%	0.8%
% of FP17s Relating to Continuations	77	3,224	2.4%	1.0%	0.9%	0.9%
% of Patients satisfied with the dentistry they have received	4	4	N/A	93.7%	93.5%	93.3%
% of Patients satisfied with the time they had to wait for an appointment	4	4	N/A	92.2%	89.1%	88.9%

* This is based on patients treated on this contract for their most recent course of treatment. Figures in italics indicate the base number of FP17s or Patient Questionnaire responses are less than 100. N/A is shown where the base number of responses is less than 10 during the period. % is calculated as Quantity/Base number*100

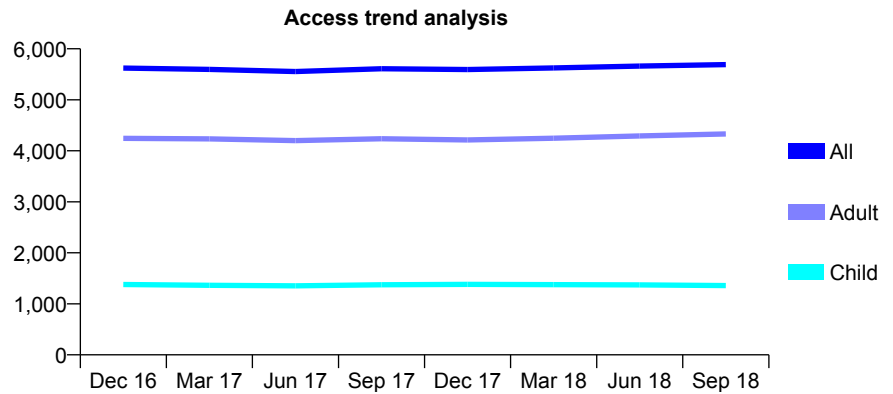
Q53 - Vital Signs At a Glance Contract Report for 653071/0002 - September 2018

Name or company name	MISS SS KHAIRA
Contract type name	GDS Contract
Purpose of contract	General
Contract start date	01/04/2013
Contract end date	

18/19 Contracted general activity (UDA)	16,115
Carry forward general activity (UDA)	428
18/19 Contracted orthodontic activity (UOA)	0
Carry forward orthodontic activity (UOA)	0
Baseline contract value	£373,109.33

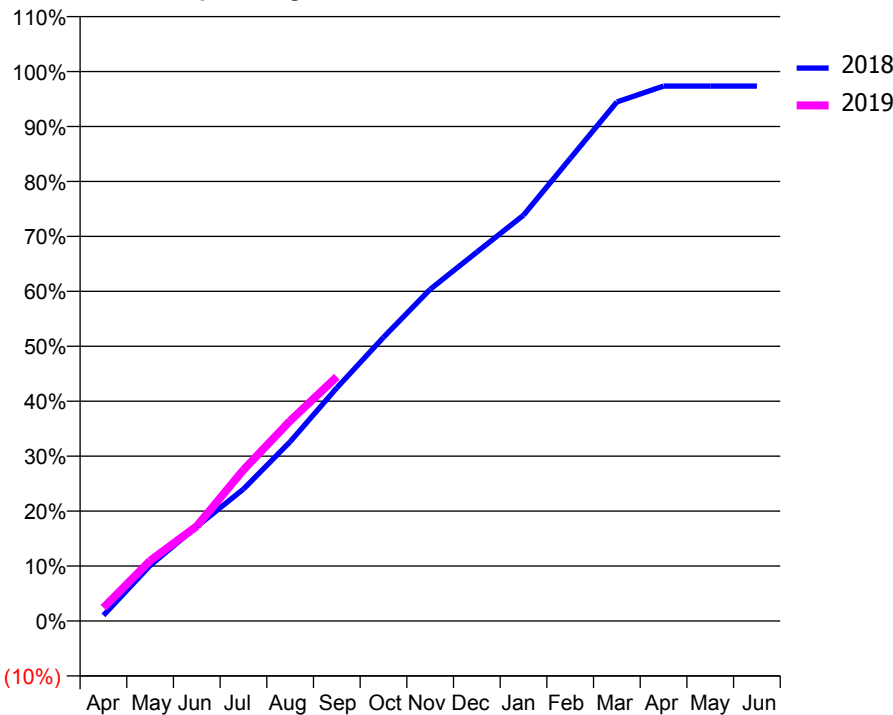
ACCESS*

Patients seen in 24 months	Total	Change since previous quarter
Quarter ending September 2017	5,609	
Quarter ending December 2017	5,594	→
Quarter ending March 2018	5,624	→
Quarter ending June 2018	5,662	→
Quarter ending September 2018	5,690	→
Variance since September 2017	1.4%	→



ACTIVITY

Cumulative percentage of contracted UDA delivered 2018 & 2019



Month	Adjusted Scheduled Activity (UDA)	
	2018	2019
April	165	390
May	1,627	1,768
June	2,771	2,784
July	3,869	4,434
August	5,258	5,870
September	6,840	7,164
October	8,318	
November	9,727	
December	10,819	
January	11,900	
February	13,563	
March	15,223	
April	15,686	
May	15,686	
June	15,686	

QUALITY

	Quantity	Base Number	Contract	AT	Region	England
% of FP17s for the same patient ID Re-attending within 3 months - Children	69	1,083	6.4%	9.2%	11.4%	11.6%
% of FP17s for the same patient ID Re-attending within 3 months - Adults	461	3,338	13.8%	12.5%	15.0%	15.5%
% of FP17s for the same patient ID Re-attending between 3 & 9 months - Children	747	1,083	69.0%	59.3%	59.9%	58.8%
% of FP17s for the same patient ID Re-attending between 3 & 9 months - Adults	2,001	3,338	59.9%	50.7%	52.0%	51.1%
% of FP17s for Band 1 Urgent Courses	380	4,161	9.1%	7.0%	8.0%	9.0%
% of FP17s Relating to Free Repair or Replacements	107	4,161	2.6%	0.8%	0.8%	0.8%
% of FP17s Relating to Continuations	19	4,161	0.5%	1.0%	0.9%	0.9%
% of Patients satisfied with the dentistry they have received	2	3	N/A	93.7%	93.5%	93.3%
% of Patients satisfied with the time they had to wait for an appointment	3	3	N/A	92.2%	89.1%	88.9%

* This is based on patients treated on this contract for their most recent course of treatment. Figures in italics indicate the base number of FP17s or Patient Questionnaire responses are less than 100. N/A is shown where the base number of responses is less than 10 during the period. % is calculated as Quantity/Base number*100

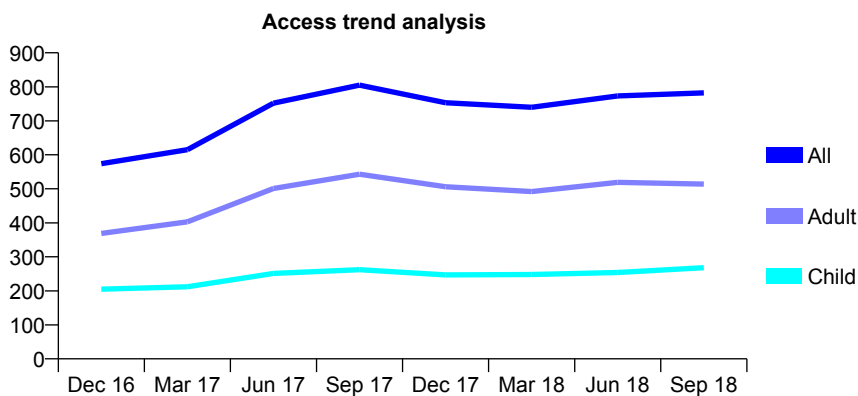
Q53 - Vital Signs At a Glance Contract Report for 654221/0001 - September 2018

Name or company name	MR SP HUNDAL
Contract type name	GDS Contract
Purpose of contract	General
Contract start date	01/04/2006
Contract end date	

18/19 Contracted general activity (UDA)	6,000
Carry forward general activity (UDA)	0
18/19 Contracted orthodontic activity (UOA)	0
Carry forward orthodontic activity (UOA)	0
Baseline contract value	£172,438.79

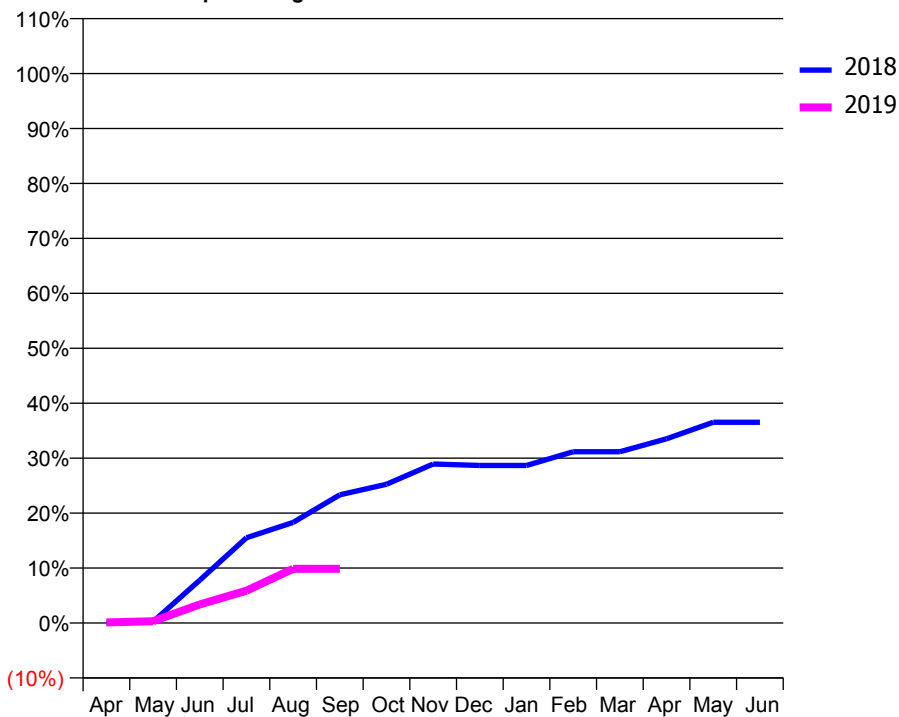
ACCESS*

Patients seen in 24 months	Total	Change since previous quarter
Quarter ending September 2017	805	
Quarter ending December 2017	753	↓
Quarter ending March 2018	740	↓
Quarter ending June 2018	773	↑
Quarter ending September 2018	782	→
Variance since September 2017	(2.9%)	↓



ACTIVITY

Cumulative percentage of contracted UDA delivered 2018 & 2019



Adjusted Scheduled Activity (UDA)

Month	2018	2019
April	0	7
May	16	19
June	468	203
July	932	352
August	1,099	591
September	1,400	591
October	1,515	
November	1,737	
December	1,721	
January	1,721	
February	1,870	
March	1,870	
April	2,011	
May	2,192	
June	2,192	

QUALITY

	Quantity	Base Number	Contract	AT	Region	England
% of FP17s for the same patient ID Re-attending within 3 months - Children	3	125	2.4%	9.2%	11.4%	11.6%
% of FP17s for the same patient ID Re-attending within 3 months - Adults	4	183	2.2%	12.5%	15.0%	15.5%
% of FP17s for the same patient ID Re-attending between 3 & 9 months - Children	20	125	16.0%	59.3%	59.9%	58.8%
% of FP17s for the same patient ID Re-attending between 3 & 9 months - Adults	16	183	8.7%	50.7%	52.0%	51.1%
% of FP17s for Band 1 Urgent Courses	0	189	0.0%	7.0%	8.0%	9.0%
% of FP17s Relating to Free Repair or Replacements	0	189	0.0%	0.8%	0.8%	0.8%
% of FP17s Relating to Continuations	0	189	0.0%	1.0%	0.9%	0.9%
% of Patients satisfied with the dentistry they have received	1	1	N/A	93.7%	93.5%	93.3%
% of Patients satisfied with the time they had to wait for an appointment	1	1	N/A	92.2%	89.1%	88.9%

* This is based on patients treated on this contract for their most recent course of treatment. Figures in italics indicate the base number of FP17s or Patient Questionnaire responses are less than 100. N/A is shown where the base number of responses is less than 10 during the period. % is calculated as Quantity/Base number*100

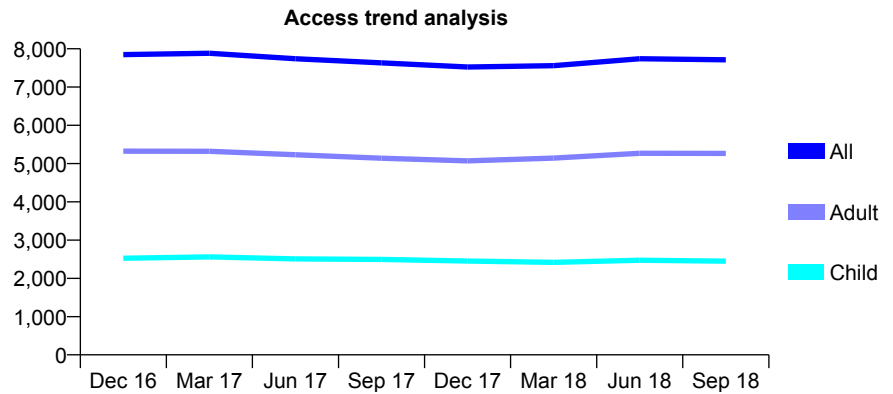
Q53 - Vital Signs At a Glance Contract Report for 658480/0001 - September 2018

Name or company name	MISS TJ WHITMORE
Contract type name	GDS Contract
Purpose of contract	General
Contract start date	01/09/2006
Contract end date	

18/19 Contracted general activity (UDA)	15,317
Carry forward general activity (UDA)	-151
18/19 Contracted orthodontic activity (UOA)	0
Carry forward orthodontic activity (UOA)	0
Baseline contract value	£435,117.05

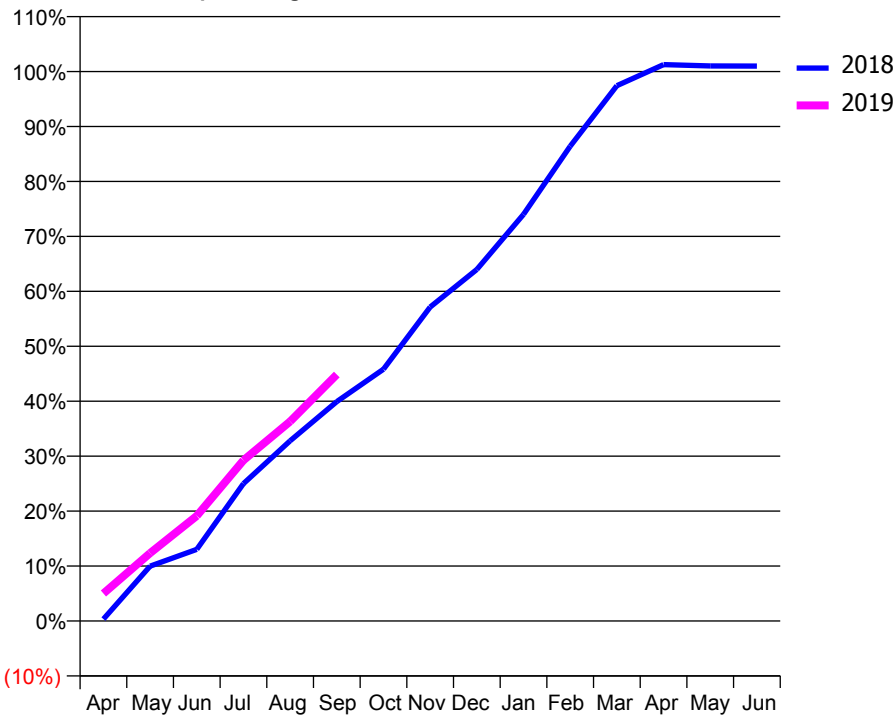
ACCESS*

Patients seen in 24 months	Total	Change since previous quarter
Quarter ending September 2017	7,633	
Quarter ending December 2017	7,524	↓
Quarter ending March 2018	7,560	→
Quarter ending June 2018	7,742	↑
Quarter ending September 2018	7,712	→
Variance since September 2017	1.0%	→



ACTIVITY

Cumulative percentage of contracted UDA delivered 2018 & 2019



Month	Adjusted Scheduled Activity (UDA)	
	2018	2019
April	55	769
May	1,530	1,893
June	1,999	2,930
July	3,832	4,482
August	5,023	5,564
September	6,118	6,873
October	7,020	
November	8,753	
December	9,799	
January	11,334	
February	13,236	
March	14,923	
April	15,510	
May	15,472	
June	15,468	

QUALITY

	Quantity	Base Number	Contract	AT	Region	England
% of FP17s for the same patient ID Re-attending within 3 months - Children	158	2,133	7.4%	9.2%	11.4%	11.6%
% of FP17s for the same patient ID Re-attending within 3 months - Adults	178	2,960	6.0%	12.5%	15.0%	15.5%
% of FP17s for the same patient ID Re-attending between 3 & 9 months - Children	1,490	2,133	69.9%	59.3%	59.9%	58.8%
% of FP17s for the same patient ID Re-attending between 3 & 9 months - Adults	1,292	2,960	43.6%	50.7%	52.0%	51.1%
% of FP17s for Band 1 Urgent Courses	210	4,346	4.8%	7.0%	8.0%	9.0%
% of FP17s Relating to Free Repair or Replacements	23	4,346	0.5%	0.8%	0.8%	0.8%
% of FP17s Relating to Continuations	8	4,346	0.2%	1.0%	0.9%	0.9%
% of Patients satisfied with the dentistry they have received	3	4	N/A	93.7%	93.5%	93.3%
% of Patients satisfied with the time they had to wait for an appointment	4	4	N/A	92.2%	89.1%	88.9%

* This is based on patients treated on this contract for their most recent course of treatment. Figures in italics indicate the base number of FP17s or Patient Questionnaire responses are less than 100. N/A is shown where the base number of responses is less than 10 during the period. % is calculated as Quantity/Base number*100

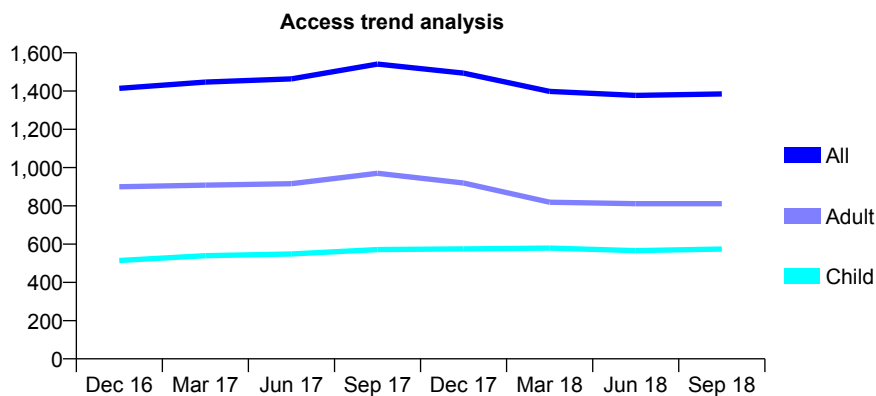
Q53 - Vital Signs At a Glance Contract Report for 658995/0002 - September 2018

Name or company name	MR SR MEHTA
Contract type name	GDS Contract
Purpose of contract	General
Contract start date	03/07/2013
Contract end date	

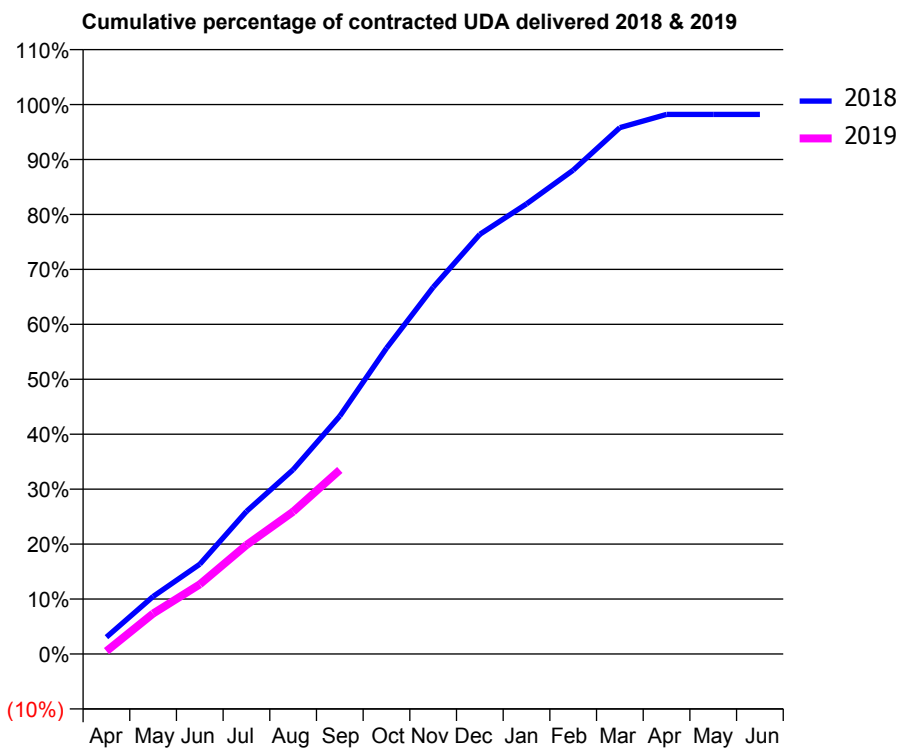
18/19 Contracted general activity (UDA)	4,000
Carry forward general activity (UDA)	72
18/19 Contracted orthodontic activity (UOA)	0
Carry forward orthodontic activity (UOA)	0
Baseline contract value	£116,541.34

ACCESS*

Patients seen in 24 months	Total	Change since previous quarter
Quarter ending September 2017	1,541	
Quarter ending December 2017	1,494	↓
Quarter ending March 2018	1,398	↓
Quarter ending June 2018	1,377	↓
Quarter ending September 2018	1,385	→
Variance since September 2017	(10.1%)	↓



ACTIVITY



Month	Adjusted Scheduled Activity (UDA)	
	2018	2019
April	123	21
May	419	295
June	654	507
July	1,039	793
August	1,342	1,036
September	1,732	1,340
October	2,227	
November	2,670	
December	3,055	
January	3,277	
February	3,522	
March	3,832	
April	3,928	
May	3,928	
June	3,928	

QUALITY

	Quantity	Base Number	Contract	AT	Region	England
% of FP17s for the same patient ID Re-attending within 3 months - Children	15	444	3.4%	9.2%	11.4%	11.6%
% of FP17s for the same patient ID Re-attending within 3 months - Adults	31	209	14.8%	12.5%	15.0%	15.5%
% of FP17s for the same patient ID Re-attending between 3 & 9 months - Children	294	444	66.2%	59.3%	59.9%	58.8%
% of FP17s for the same patient ID Re-attending between 3 & 9 months - Adults	106	209	50.7%	50.7%	52.0%	51.1%
% of FP17s for Band 1 Urgent Courses	13	604	2.2%	7.0%	8.0%	9.0%
% of FP17s Relating to Free Repair or Replacements	0	604	0.0%	0.8%	0.8%	0.8%
% of FP17s Relating to Continuations	1	604	0.2%	1.0%	0.9%	0.9%
% of Patients satisfied with the dentistry they have received	0	0	N/A	93.7%	93.5%	93.3%
% of Patients satisfied with the time they had to wait for an appointment	0	0	N/A	92.2%	89.1%	88.9%

* This is based on patients treated on this contract for their most recent course of treatment. Figures in italics indicate the base number of FP17s or Patient Questionnaire responses are less than 100. N/A is shown where the base number of responses is less than 10 during the period. % is calculated as Quantity/Base number*100

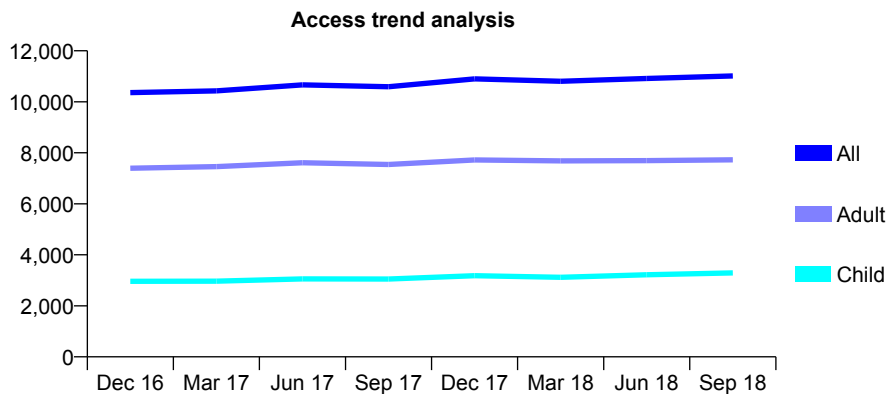
Q53 - Vital Signs At a Glance Contract Report for 676349/0001 - September 2018

Name or company name	MRS MK DEOL
Contract type name	GDS Contract
Purpose of contract	General
Contract start date	01/04/2006
Contract end date	

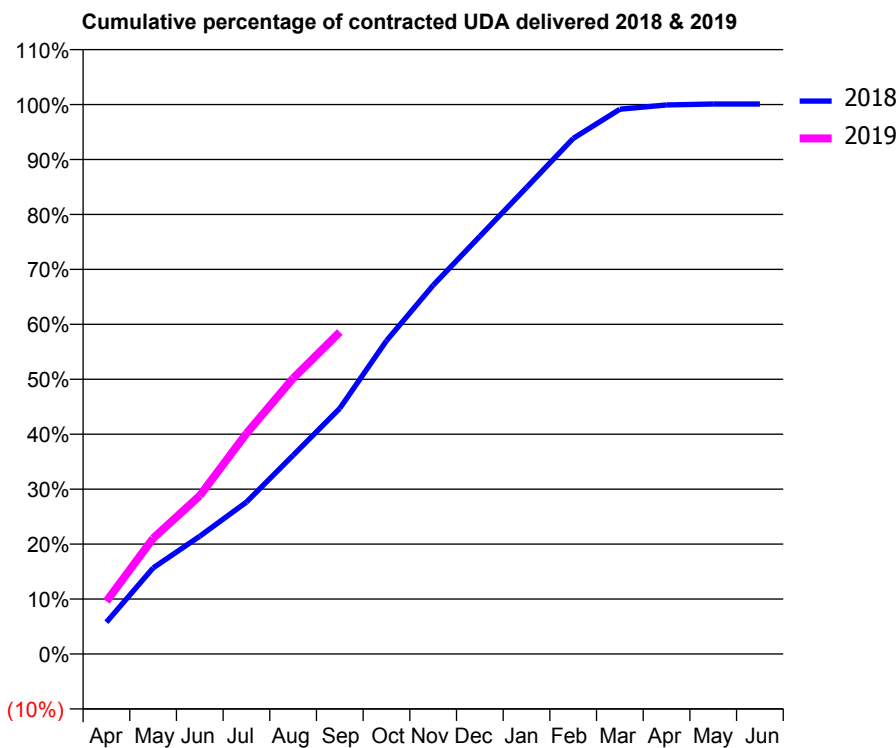
18/19 Contracted general activity (UDA)	22,272
Carry forward general activity (UDA)	-20
18/19 Contracted orthodontic activity (UOA)	0
Carry forward orthodontic activity (UOA)	0
Baseline contract value	£664,246.04

ACCESS*

Patients seen in 24 months	Total	Change since previous quarter
Quarter ending September 2017	10,592	
Quarter ending December 2017	10,901	↑
Quarter ending March 2018	10,803	→
Quarter ending June 2018	10,913	→
Quarter ending September 2018	11,016	→
Variance since September 2017	4.0%	↑



ACTIVITY



Month	Adjusted Scheduled Activity (UDA)	
	2018	2019
April	1,291	2,140
May	3,489	4,688
June	4,775	6,416
July	6,157	8,941
August	8,054	11,175
September	9,957	13,051
October	12,697	
November	14,945	
December	16,933	
January	18,911	
February	20,896	
March	22,083	
April	22,252	
May	22,293	
June	22,292	

QUALITY

	Quantity	Base Number	Contract	AT	Region	England
% of FP17s for the same patient ID Re-attending within 3 months - Children	67	2,314	2.9%	9.2%	11.4%	11.6%
% of FP17s for the same patient ID Re-attending within 3 months - Adults	243	4,499	5.4%	12.5%	15.0%	15.5%
% of FP17s for the same patient ID Re-attending between 3 & 9 months - Children	1,244	2,314	53.8%	59.3%	59.9%	58.8%
% of FP17s for the same patient ID Re-attending between 3 & 9 months - Adults	2,416	4,499	53.7%	50.7%	52.0%	51.1%
% of FP17s for Band 1 Urgent Courses	77	6,270	1.2%	7.0%	8.0%	9.0%
% of FP17s Relating to Free Repair or Replacements	8	6,270	0.1%	0.8%	0.8%	0.8%
% of FP17s Relating to Continuations	18	6,270	0.3%	1.0%	0.9%	0.9%
% of Patients satisfied with the dentistry they have received	1	1	N/A	93.7%	93.5%	93.3%
% of Patients satisfied with the time they had to wait for an appointment	1	1	N/A	92.2%	89.1%	88.9%

* This is based on patients treated on this contract for their most recent course of treatment. Figures in italics indicate the base number of FP17s or Patient Questionnaire responses are less than 100. N/A is shown where the base number of responses is less than 10 during the period. % is calculated as Quantity/Base number*100

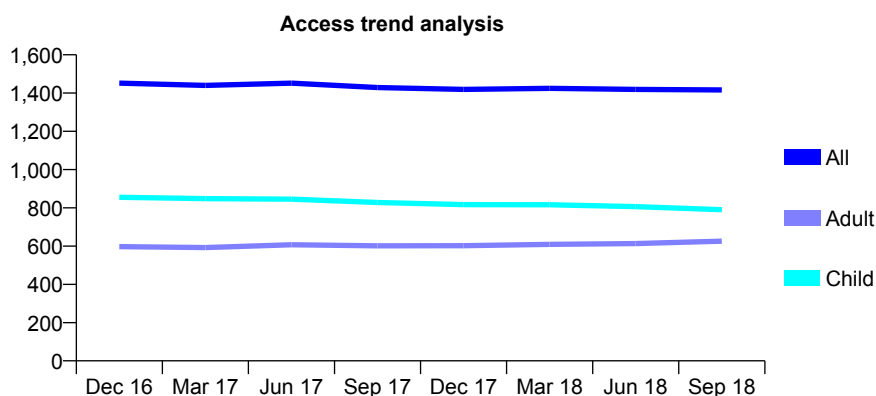
Q53 - Vital Signs At a Glance Contract Report for 679836/0001 - September 2018

Name or company name	MR P MULLIGAN
Contract type name	GDS Contract
Purpose of contract	General
Contract start date	01/04/2006
Contract end date	

18/19 Contracted general activity (UDA)	3,500
Carry forward general activity (UDA)	0
18/19 Contracted orthodontic activity (UOA)	0
Carry forward orthodontic activity (UOA)	0
Baseline contract value	£107,514.65

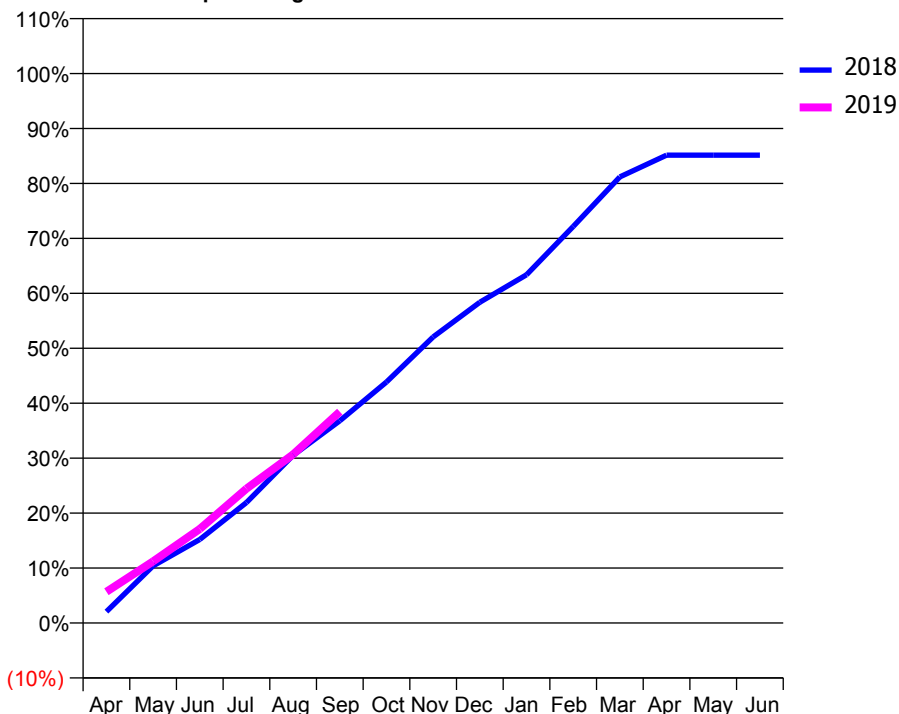
ACCESS*

Patients seen in 24 months	Total	Change since previous quarter
Quarter ending September 2017	1,429	
Quarter ending December 2017	1,419	→
Quarter ending March 2018	1,425	→
Quarter ending June 2018	1,419	→
Quarter ending September 2018	1,416	→
Variance since September 2017	(0.9%)	→



ACTIVITY

Cumulative percentage of contracted UDA delivered 2018 & 2019



Month	Adjusted Scheduled Activity (UDA)	
	2018	2019
April	72	199
May	364	393
June	532	599
July	767	855
August	1,068	1,074
September	1,288	1,345
October	1,536	
November	1,822	
December	2,043	
January	2,218	
February	2,526	
March	2,842	
April	2,980	
May	2,980	
June	2,980	

QUALITY

	Quantity	Base Number	Contract	AT	Region	England
% of FP17s for the same patient ID Re-attending within 3 months - Children	30	755	4.0%	9.2%	11.4%	11.6%
% of FP17s for the same patient ID Re-attending within 3 months - Adults	17	397	4.3%	12.5%	15.0%	15.5%
% of FP17s for the same patient ID Re-attending between 3 & 9 months - Children	581	755	77.0%	59.3%	59.9%	58.8%
% of FP17s for the same patient ID Re-attending between 3 & 9 months - Adults	270	397	68.0%	50.7%	52.0%	51.1%
% of FP17s for Band 1 Urgent Courses	22	1,077	2.0%	7.0%	8.0%	9.0%
% of FP17s Relating to Free Repair or Replacements	1	1,077	0.1%	0.8%	0.8%	0.8%
% of FP17s Relating to Continuations	1	1,077	0.1%	1.0%	0.9%	0.9%
% of Patients satisfied with the dentistry they have received	0	0	N/A	93.7%	93.5%	93.3%
% of Patients satisfied with the time they had to wait for an appointment	0	0	N/A	92.2%	89.1%	88.9%

* This is based on patients treated on this contract for their most recent course of treatment. Figures in italics indicate the base number of FP17s or Patient Questionnaire responses are less than 100. N/A is shown where the base number of responses is less than 10 during the period. % is calculated as Quantity/Base number*100

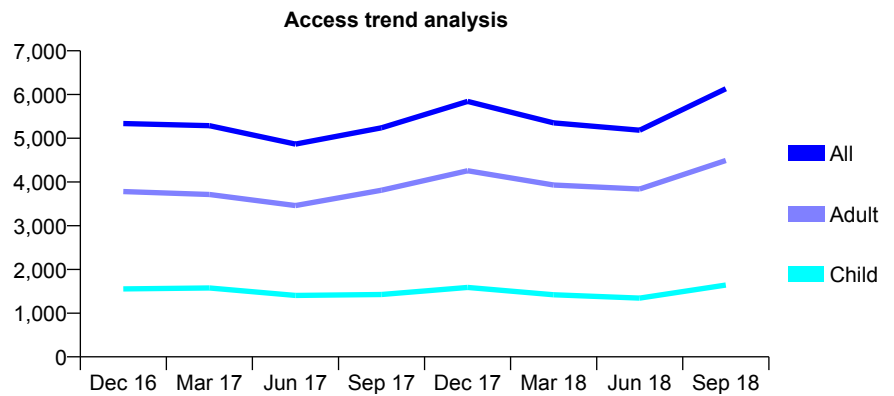
Q53 - Vital Signs At a Glance Contract Report for 681202/0003 - September 2018

Name or company name	MR M EBRAHIM
Contract type name	GDS Contract
Purpose of contract	General
Contract start date	17/01/2013
Contract end date	

18/19 Contracted general activity (UDA)	17,400
Carry forward general activity (UDA)	0
18/19 Contracted orthodontic activity (UOA)	0
Carry forward orthodontic activity (UOA)	0
Baseline contract value	£465,076.55

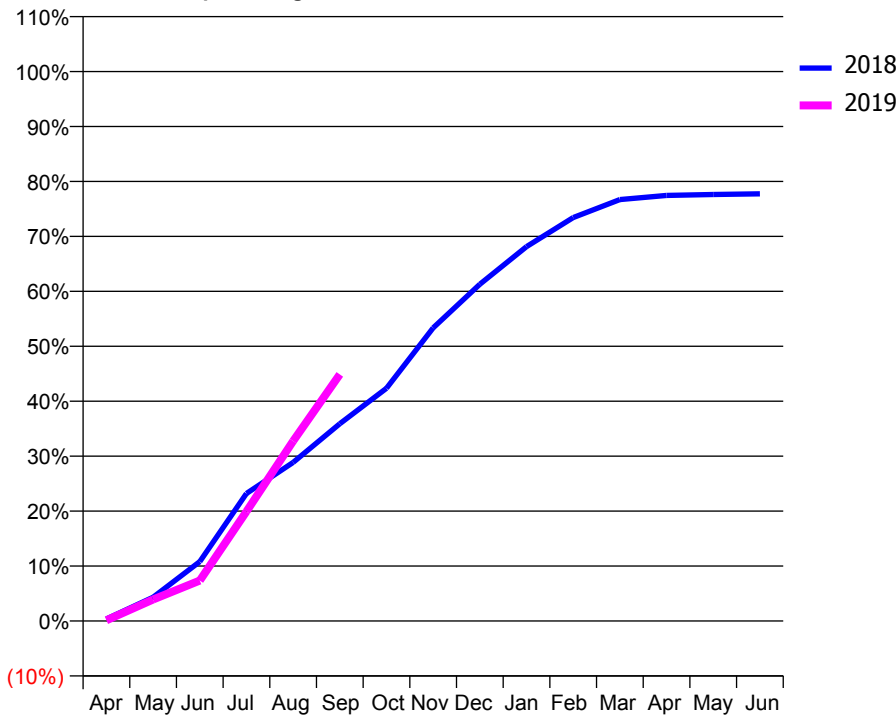
ACCESS*

Patients seen in 24 months	Total	Change since previous quarter
Quarter ending September 2017	5,238	
Quarter ending December 2017	5,844	↑
Quarter ending March 2018	5,352	↓
Quarter ending June 2018	5,183	↓
Quarter ending September 2018	6,133	↑
Variance since September 2017	17.1%	↑



ACTIVITY

Cumulative percentage of contracted UDA delivered 2018 & 2019



Month	Adjusted Scheduled Activity (UDA)	
	2018	2019
April	66	25
May	755	684
June	1,880	1,281
July	4,038	3,469
August	5,023	5,699
September	6,246	7,811
October	7,370	
November	9,285	
December	10,662	
January	11,854	
February	12,777	
March	13,344	
April	13,476	
May	13,505	
June	13,525	

QUALITY

	Quantity	Base Number	Contract	AT	Region	England
% of FP17s for the same patient ID Re-attending within 3 months - Children	39	1,083	3.6%	9.2%	11.4%	11.6%
% of FP17s for the same patient ID Re-attending within 3 months - Adults	246	2,684	9.2%	12.5%	15.0%	15.5%
% of FP17s for the same patient ID Re-attending between 3 & 9 months - Children	317	1,083	29.3%	59.3%	59.9%	58.8%
% of FP17s for the same patient ID Re-attending between 3 & 9 months - Adults	628	2,684	23.4%	50.7%	52.0%	51.1%
% of FP17s for Band 1 Urgent Courses	297	3,670	8.1%	7.0%	8.0%	9.0%
% of FP17s Relating to Free Repair or Replacements	27	3,670	0.7%	0.8%	0.8%	0.8%
% of FP17s Relating to Continuations	25	3,670	0.7%	1.0%	0.9%	0.9%
% of Patients satisfied with the dentistry they have received	5	5	N/A	93.7%	93.5%	93.3%
% of Patients satisfied with the time they had to wait for an appointment	4	5	N/A	92.2%	89.1%	88.9%

* This is based on patients treated on this contract for their most recent course of treatment. Figures in italics indicate the base number of FP17s or Patient Questionnaire responses are less than 100. N/A is shown where the base number of responses is less than 10 during the period. % is calculated as Quantity/Base number*100

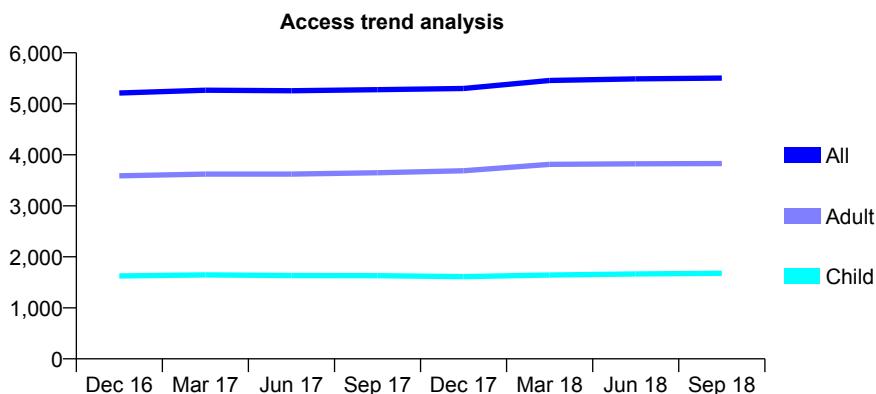
Q53 - Vital Signs At a Glance Contract Report for 682500/0001 - September 2018

Name or company name	MR MN GAMBROUDES
Contract type name	GDS Contract
Purpose of contract	General
Contract start date	01/04/2006
Contract end date	

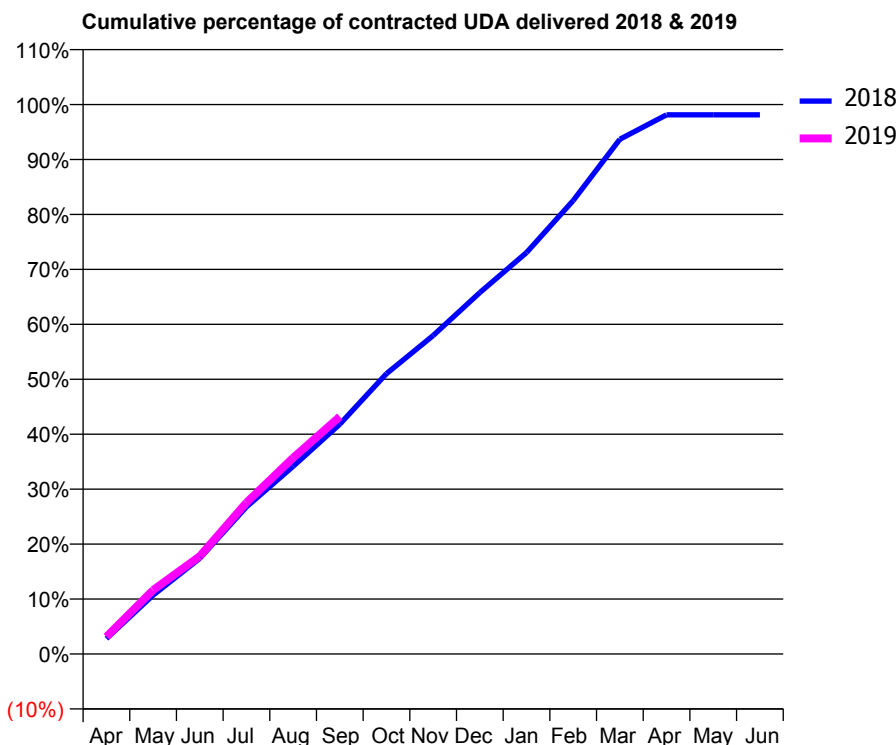
18/19 Contracted general activity (UDA)	14,071
Carry forward general activity (UDA)	265
18/19 Contracted orthodontic activity (UOA)	0
Carry forward orthodontic activity (UOA)	0
Baseline contract value	£419,464.24

ACCESS*

Patients seen in 24 months	Total	Change since previous quarter
Quarter ending September 2017	5,277	
Quarter ending December 2017	5,301	→
Quarter ending March 2018	5,457	↑
Quarter ending June 2018	5,488	→
Quarter ending September 2018	5,505	→
Variance since September 2017	4.3%	↑



ACTIVITY



Adjusted Scheduled Activity (UDA)		
Month	2018	2019
April	396	444
May	1,509	1,636
June	2,448	2,504
July	3,769	3,877
August	4,807	5,023
September	5,884	6,078
October	7,178	
November	8,157	
December	9,256	
January	10,279	
February	11,610	
March	13,182	
April	13,806	
May	13,806	
June	13,806	

QUALITY

	Quantity	Base Number	Contract	AT	Region	England
% of FP17s for the same patient ID Re-attending within 3 months - Children	104	1,419	7.3%	9.2%	11.4%	11.6%
% of FP17s for the same patient ID Re-attending within 3 months - Adults	323	2,719	11.9%	12.5%	15.0%	15.5%
% of FP17s for the same patient ID Re-attending between 3 & 9 months - Children	955	1,419	67.3%	59.3%	59.9%	58.8%
% of FP17s for the same patient ID Re-attending between 3 & 9 months - Adults	1,680	2,719	61.8%	50.7%	52.0%	51.1%
% of FP17s for Band 1 Urgent Courses	145	3,886	3.7%	7.0%	8.0%	9.0%
% of FP17s Relating to Free Repair or Replacements	18	3,886	0.5%	0.8%	0.8%	0.8%
% of FP17s Relating to Continuations	14	3,886	0.4%	1.0%	0.9%	0.9%
% of Patients satisfied with the dentistry they have received	5	5	N/A	93.7%	93.5%	93.3%
% of Patients satisfied with the time they had to wait for an appointment	4	5	N/A	92.2%	89.1%	88.9%

* This is based on patients treated on this contract for their most recent course of treatment. Figures in italics indicate the base number of FP17s or Patient Questionnaire responses are less than 100. N/A is shown where the base number of responses is less than 10 during the period. % is calculated as Quantity/Base number*100

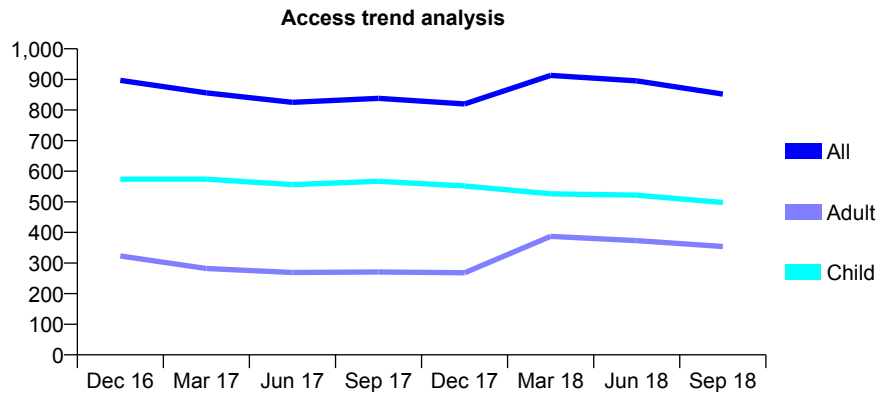
Q53 - Vital Signs At a Glance Contract Report for 688142/0001 - September 2018

Name or company name	MR P GOVENDER
Contract type name	GDS Contract
Purpose of contract	General
Contract start date	01/04/2010
Contract end date	

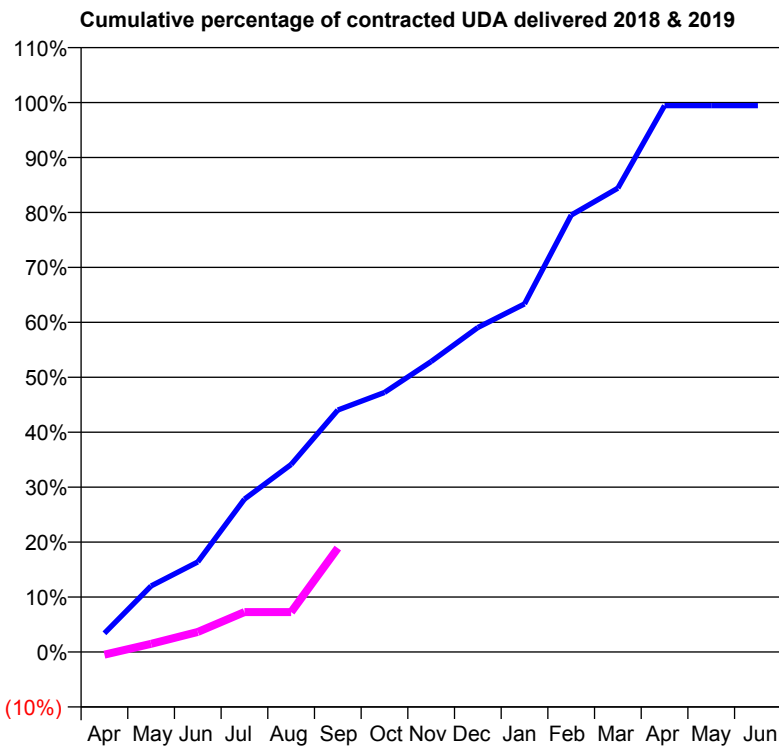
18/19 Contracted general activity (UDA)	1,400
Carry forward general activity (UDA)	7
18/19 Contracted orthodontic activity (UOA)	0
Carry forward orthodontic activity (UOA)	0
Baseline contract value	£34,061.14

ACCESS*

Patients seen in 24 months	Total	Change since previous quarter
Quarter ending September 2017	838	
Quarter ending December 2017	820	↓
Quarter ending March 2018	913	↑
Quarter ending June 2018	895	↓
Quarter ending September 2018	852	↓
Variance since September 2017	1.7%	→



ACTIVITY



Month	Adjusted Scheduled Activity (UDA)	
	2018	2019
April	48	-7
May	168	21
June	229	51
July	390	102
August	478	102
September	616	265
October	661	
November	740	
December	827	
January	887	
February	1,113	
March	1,182	
April	1,392	
May	1,392	
June	1,392	

QUALITY

	Quantity	Base Number	Contract	AT	Region	England
% of FP17s for the same patient ID Re-attending within 3 months - Children	8	201	4.0%	9.2%	11.4%	11.6%
% of FP17s for the same patient ID Re-attending within 3 months - Adults	16	130	12.3%	12.5%	15.0%	15.5%
% of FP17s for the same patient ID Re-attending between 3 & 9 months - Children	29	201	14.4%	59.3%	59.9%	58.8%
% of FP17s for the same patient ID Re-attending between 3 & 9 months - Adults	8	130	6.2%	50.7%	52.0%	51.1%
% of FP17s for Band 1 Urgent Courses	5	241	2.1%	7.0%	8.0%	9.0%
% of FP17s Relating to Free Repair or Replacements	0	241	0.0%	0.8%	0.8%	0.8%
% of FP17s Relating to Continuations	0	241	0.0%	1.0%	0.9%	0.9%
% of Patients satisfied with the dentistry they have received	1	1	N/A	93.7%	93.5%	93.3%
% of Patients satisfied with the time they had to wait for an appointment	1	1	N/A	92.2%	89.1%	88.9%

* This is based on patients treated on this contract for their most recent course of treatment. Figures in italics indicate the base number of FP17s or Patient Questionnaire responses are less than 100. N/A is shown where the base number of responses is less than 10 during the period. % is calculated as Quantity/Base number*100

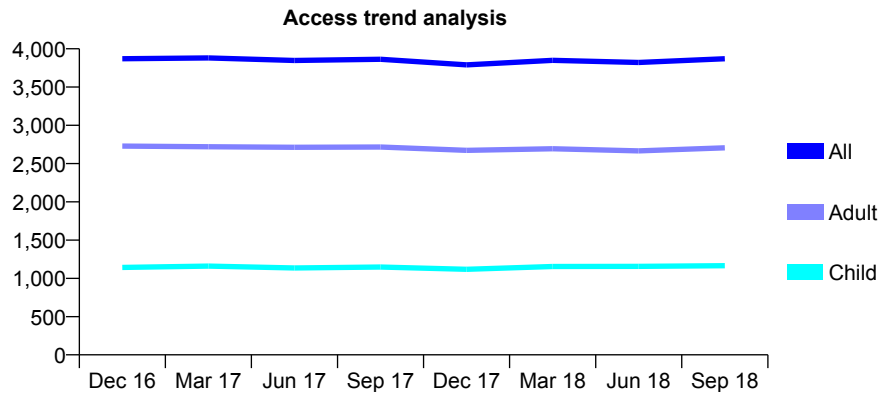
Q53 - Vital Signs At a Glance Contract Report for 693162/0002 - September 2018

Name or company name	MR RK BOJ
Contract type name	GDS Contract
Purpose of contract	General
Contract start date	16/06/2006
Contract end date	

18/19 Contracted general activity (UDA)	10,400
Carry forward general activity (UDA)	371
18/19 Contracted orthodontic activity (UOA)	0
Carry forward orthodontic activity (UOA)	0
Baseline contract value	£297,302.71

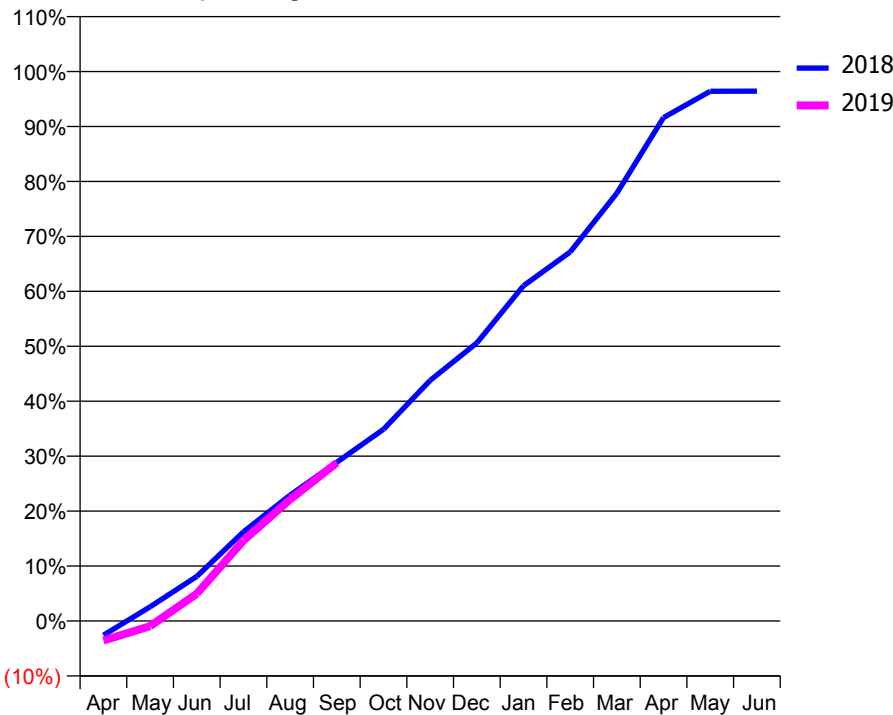
ACCESS*

Patients seen in 24 months	Total	Change since previous quarter
Quarter ending September 2017	3,863	
Quarter ending December 2017	3,790	↓
Quarter ending March 2018	3,849	→
Quarter ending June 2018	3,822	→
Quarter ending September 2018	3,871	→
Variance since September 2017	0.2%	→



ACTIVITY

Cumulative percentage of contracted UDA delivered 2018 & 2019



Month	2018	2019
April	-272	-371
May	270	-100
June	845	517
July	1,688	1,523
August	2,383	2,301
September	3,003	2,995
October	3,627	
November	4,553	
December	5,263	
January	6,347	
February	6,983	
March	8,097	
April	9,529	
May	10,025	
June	10,029	

QUALITY

	Quantity	Base Number	Contract	AT	Region	England
% of FP17s for the same patient ID Re-attending within 3 months - Children	24	502	4.8%	9.2%	11.4%	11.6%
% of FP17s for the same patient ID Re-attending within 3 months - Adults	139	1,166	11.9%	12.5%	15.0%	15.5%
% of FP17s for the same patient ID Re-attending between 3 & 9 months - Children	131	502	26.1%	59.3%	59.9%	58.8%
% of FP17s for the same patient ID Re-attending between 3 & 9 months - Adults	235	1,166	20.2%	50.7%	52.0%	51.1%
% of FP17s for Band 1 Urgent Courses	60	1,187	5.1%	7.0%	8.0%	9.0%
% of FP17s Relating to Free Repair or Replacements	12	1,187	1.0%	0.8%	0.8%	0.8%
% of FP17s Relating to Continuations	25	1,187	2.1%	1.0%	0.9%	0.9%
% of Patients satisfied with the dentistry they have received	1	2	N/A	93.7%	93.5%	93.3%
% of Patients satisfied with the time they had to wait for an appointment	1	2	N/A	92.2%	89.1%	88.9%

* This is based on patients treated on this contract for their most recent course of treatment. Figures in italics indicate the base number of FP17s or Patient Questionnaire responses are less than 100. N/A is shown where the base number of responses is less than 10 during the period. % is calculated as Quantity/Base number*100

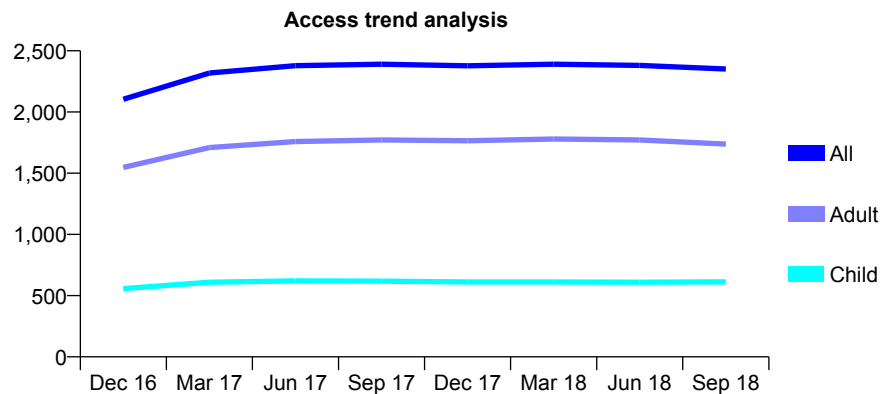
Q53 - Vital Signs At a Glance Contract Report for 698253/0001 - September 2018

Name or company name	MR NS MALHI
Contract type name	GDS Contract
Purpose of contract	General
Contract start date	01/06/2015
Contract end date	

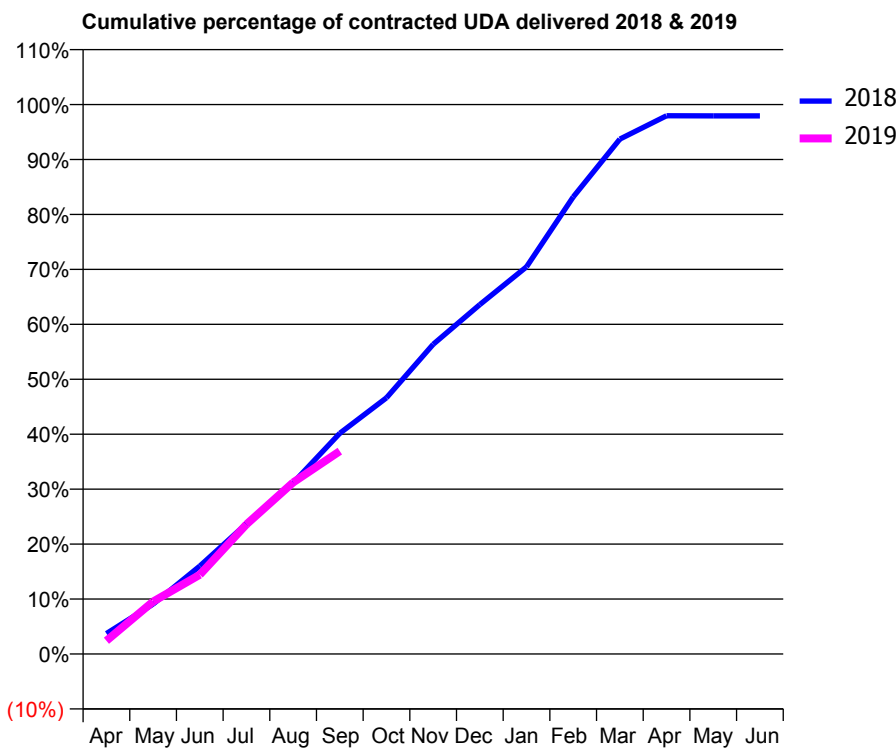
18/19 Contracted general activity (UDA)	6,395
Carry forward general activity (UDA)	132
18/19 Contracted orthodontic activity (UOA)	0
Carry forward orthodontic activity (UOA)	0
Baseline contract value	£182,389.34

ACCESS*

Patients seen in 24 months	Total	Change since previous quarter
Quarter ending September 2017	2,390	
Quarter ending December 2017	2,377	→
Quarter ending March 2018	2,391	→
Quarter ending June 2018	2,381	→
Quarter ending September 2018	2,351	↓
Variance since September 2017	(1.6%)	↓



ACTIVITY



Month	Adjusted Scheduled Activity (UDA)	
	2018	2019
April	238	155
May	580	611
June	1,024	923
July	1,517	1,509
August	1,992	1,996
September	2,569	2,361
October	2,981	
November	3,604	
December	4,066	
January	4,505	
February	5,319	
March	5,993	
April	6,264	
May	6,263	
June	6,263	

QUALITY

	Quantity	Base Number	Contract	AT	Region	England
% of FP17s for the same patient ID Re-attending within 3 months - Children	19	357	5.3%	9.2%	11.4%	11.6%
% of FP17s for the same patient ID Re-attending within 3 months - Adults	61	817	7.5%	12.5%	15.0%	15.5%
% of FP17s for the same patient ID Re-attending between 3 & 9 months - Children	186	357	52.1%	59.3%	59.9%	58.8%
% of FP17s for the same patient ID Re-attending between 3 & 9 months - Adults	299	817	36.6%	50.7%	52.0%	51.1%
% of FP17s for Band 1 Urgent Courses	92	1,087	8.5%	7.0%	8.0%	9.0%
% of FP17s Relating to Free Repair or Replacements	6	1,087	0.6%	0.8%	0.8%	0.8%
% of FP17s Relating to Continuations	3	1,087	0.3%	1.0%	0.9%	0.9%
% of Patients satisfied with the dentistry they have received	0	0	N/A	93.7%	93.5%	93.3%
% of Patients satisfied with the time they had to wait for an appointment	0	0	N/A	92.2%	89.1%	88.9%

* This is based on patients treated on this contract for their most recent course of treatment. Figures in italics indicate the base number of FP17s or Patient Questionnaire responses are less than 100. N/A is shown where the base number of responses is less than 10 during the period. % is calculated as Quantity/Base number*100

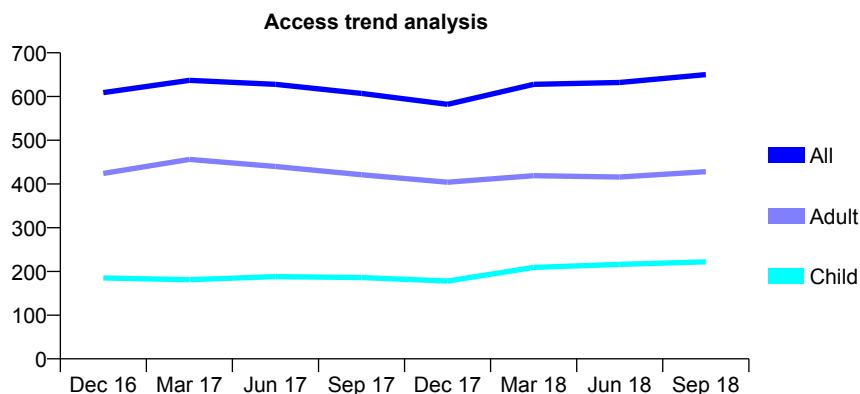
Q53 - Vital Signs At a Glance Contract Report for 716820/0001 - September 2018

Name or company name	MRS HM KOTLINSKA - STASZKOWS
Contract type name	GDS Contract
Purpose of contract	General
Contract start date	21/06/2010
Contract end date	

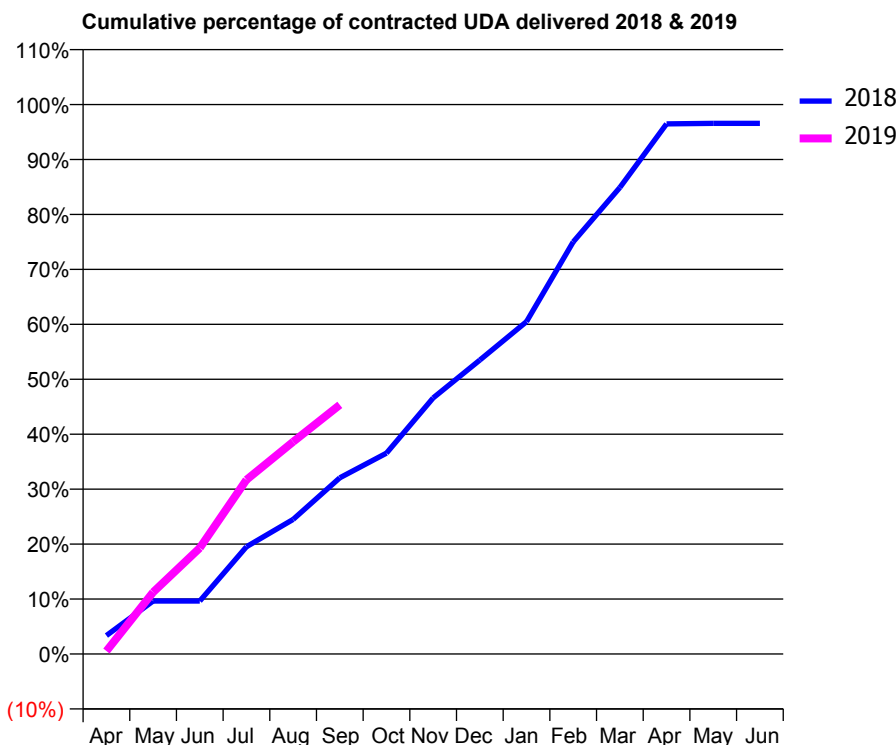
18/19 Contracted general activity (UDA)	1,813
Carry forward general activity (UDA)	62
18/19 Contracted orthodontic activity (UOA)	0
Carry forward orthodontic activity (UOA)	0
Baseline contract value	£45,895.25

ACCESS*

Patients seen in 24 months	Total	Change since previous quarter
Quarter ending September 2017	607	
Quarter ending December 2017	582	↓
Quarter ending March 2018	628	↑
Quarter ending June 2018	632	→
Quarter ending September 2018	650	↑
Variance since September 2017	7.1%	↑



ACTIVITY



Adjusted Scheduled Activity (UDA)		
Month	2018	2019
April	61	10
May	175	204
June	175	350
July	354	575
August	444	700
September	581	822
October	663	
November	845	
December	970	
January	1,097	
February	1,360	
March	1,539	
April	1,749	
May	1,751	
June	1,751	

QUALITY

	Quantity	Base Number	Contract	AT	Region	England
% of FP17s for the same patient ID Re-attending within 3 months - Children	11	154	7.1%	9.2%	11.4%	11.6%
% of FP17s for the same patient ID Re-attending within 3 months - Adults	48	304	15.8%	12.5%	15.0%	15.5%
% of FP17s for the same patient ID Re-attending between 3 & 9 months - Children	95	154	61.7%	59.3%	59.9%	58.8%
% of FP17s for the same patient ID Re-attending between 3 & 9 months - Adults	128	304	42.1%	50.7%	52.0%	51.1%
% of FP17s for Band 1 Urgent Courses	1	370	0.3%	7.0%	8.0%	9.0%
% of FP17s Relating to Free Repair or Replacements	5	370	1.4%	0.8%	0.8%	0.8%
% of FP17s Relating to Continuations	7	370	1.9%	1.0%	0.9%	0.9%
% of Patients satisfied with the dentistry they have received	0	0	N/A	93.7%	93.5%	93.3%
% of Patients satisfied with the time they had to wait for an appointment	0	0	N/A	92.2%	89.1%	88.9%

* This is based on patients treated on this contract for their most recent course of treatment. Figures in italics indicate the base number of FP17s or Patient Questionnaire responses are less than 100. N/A is shown where the base number of responses is less than 10 during the period. % is calculated as Quantity/Base number*100

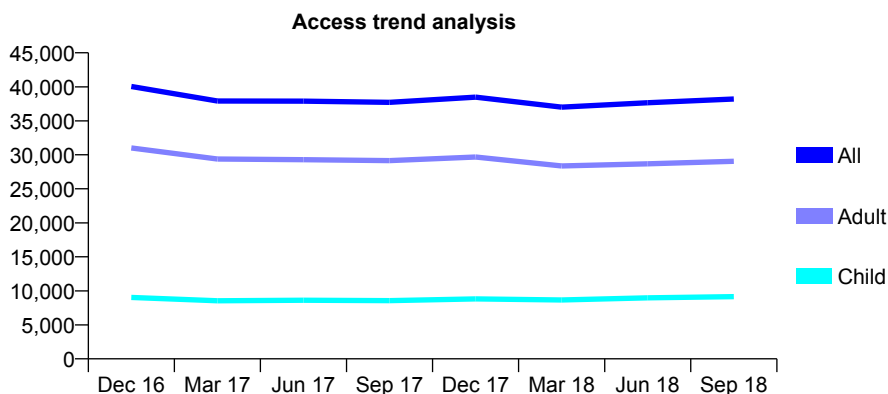
Q53 - Vital Signs At a Glance Contract Report for 732052/0003 - September 2018

Name or company name	Balbir S Bhandal, Amrik S Bhandal & Baljit
Contract type name	GDS Contract
Purpose of contract	General and Orthodontic
Contract start date	01/04/2006
Contract end date	

18/19 Contracted general activity (UDA)	100,734
Carry forward general activity (UDA)	1,889
18/19 Contracted orthodontic activity (UOA)	3,423
Carry forward orthodontic activity (UOA)	91
Baseline contract value	£2,949,536.28

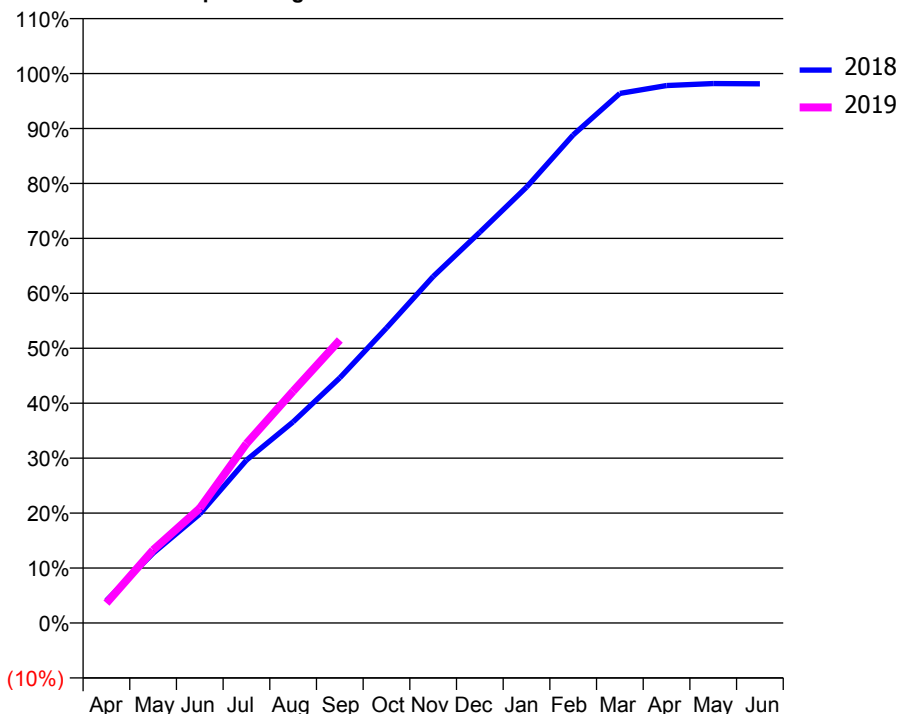
ACCESS*

Patients seen in 24 months	Total	Change since previous quarter
Quarter ending September 2017	37,712	
Quarter ending December 2017	38,480	↑
Quarter ending March 2018	37,012	↓
Quarter ending June 2018	37,657	→
Quarter ending September 2018	38,202	→
Variance since September 2017	1.3%	→



ACTIVITY

Cumulative percentage of contracted UDA delivered 2018 & 2019



Month	Adjusted Scheduled Activity (UDA)	
	2018	2019
April	4,109	3,665
May	12,792	13,385
June	19,984	21,025
July	29,866	32,898
August	36,883	42,495
September	44,946	51,893
October	54,080	
November	63,521	
December	71,628	
January	79,888	
February	89,492	
March	97,073	
April	98,528	
May	98,885	
June	98,845	

QUALITY

	Quantity	Base Number	Contract	AT	Region	England
% of FP17s for the same patient ID Re-attending within 3 months - Children	330	6,102	5.4%	9.2%	11.4%	11.6%
% of FP17s for the same patient ID Re-attending within 3 months - Adults	962	15,011	6.4%	12.5%	15.0%	15.5%
% of FP17s for the same patient ID Re-attending between 3 & 9 months - Children	2,338	6,102	38.3%	59.3%	59.9%	58.8%
% of FP17s for the same patient ID Re-attending between 3 & 9 months - Adults	4,851	15,011	32.3%	50.7%	52.0%	51.1%
% of FP17s for Band 1 Urgent Courses	517	20,339	2.5%	7.0%	8.0%	9.0%
% of FP17s Relating to Free Repair or Replacements	60	20,339	0.3%	0.8%	0.8%	0.8%
% of FP17s Relating to Continuations	13	20,339	0.1%	1.0%	0.9%	0.9%
% of Patients satisfied with the dentistry they have received	20	22	90.9%	93.7%	93.5%	93.3%
% of Patients satisfied with the time they had to wait for an appointment	21	22	95.5%	92.2%	89.1%	88.9%

* This is based on patients treated on this contract for their most recent course of treatment. Figures in italics indicate the base number of FP17s or Patient Questionnaire responses are less than 100. N/A is shown where the base number of responses is less than 10 during the period. % is calculated as Quantity/Base number*100

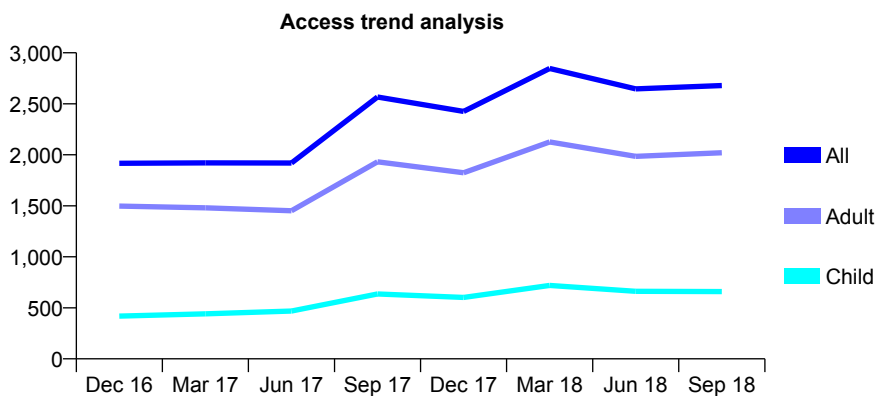
Q53 - Vital Signs At a Glance Contract Report for 732052/0004 - September 2018

Name or company name	Balbir S Bhandal, Amrik S Bhandal & Baljit
Contract type name	GDS Contract
Purpose of contract	General
Contract start date	01/04/2006
Contract end date	

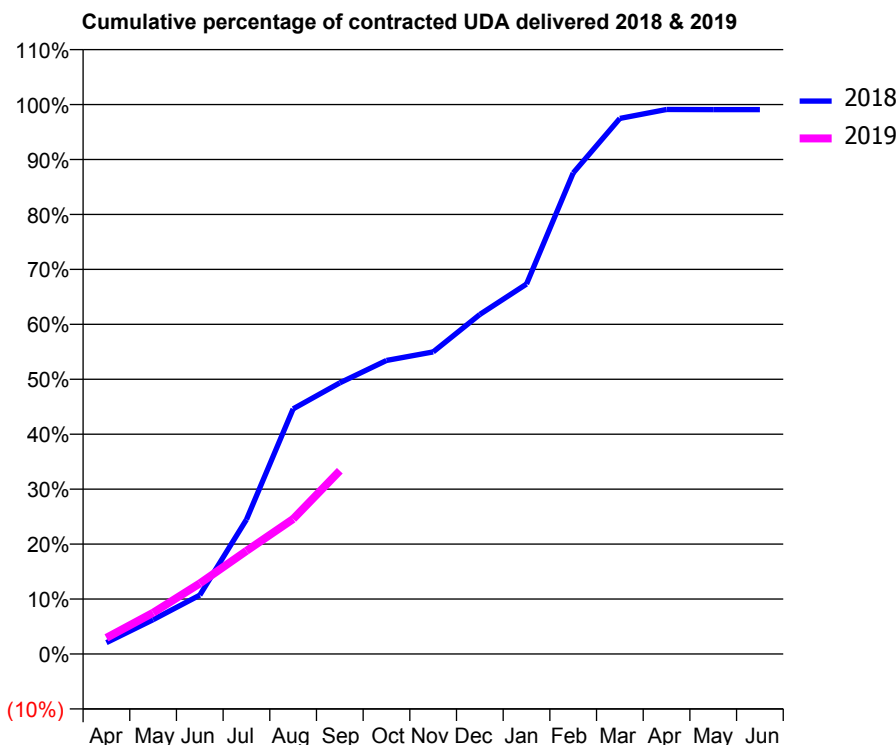
18/19 Contracted general activity (UDA)	7,618
Carry forward general activity (UDA)	70
18/19 Contracted orthodontic activity (UOA)	0
Carry forward orthodontic activity (UOA)	0
Baseline contract value	£190,784.80

ACCESS*

Patients seen in 24 months	Total	Change since previous quarter
Quarter ending September 2017	2,567	
Quarter ending December 2017	2,426	↓
Quarter ending March 2018	2,846	↑
Quarter ending June 2018	2,647	↓
Quarter ending September 2018	2,679	→
Variance since September 2017	4.4%	↑



ACTIVITY



Adjusted Scheduled Activity (UDA)		
Month	2018	2019
April	157	224
May	475	573
June	816	978
July	1,865	1,430
August	3,398	1,871
September	3,758	2,540
October	4,070	
November	4,189	
December	4,707	
January	5,130	
February	6,669	
March	7,426	
April	7,549	
May	7,548	
June	7,548	

QUALITY

	Quantity	Base Number	Contract	AT	Region	England
% of FP17s for the same patient ID Re-attending within 3 months - Children	16	347	4.6%	9.2%	11.4%	11.6%
% of FP17s for the same patient ID Re-attending within 3 months - Adults	62	998	6.2%	12.5%	15.0%	15.5%
% of FP17s for the same patient ID Re-attending between 3 & 9 months - Children	164	347	47.3%	59.3%	59.9%	58.8%
% of FP17s for the same patient ID Re-attending between 3 & 9 months - Adults	439	998	44.0%	50.7%	52.0%	51.1%
% of FP17s for Band 1 Urgent Courses	26	1,291	2.0%	7.0%	8.0%	9.0%
% of FP17s Relating to Free Repair or Replacements	1	1,291	0.1%	0.8%	0.8%	0.8%
% of FP17s Relating to Continuations	6	1,291	0.5%	1.0%	0.9%	0.9%
% of Patients satisfied with the dentistry they have received	2	2	N/A	93.7%	93.5%	93.3%
% of Patients satisfied with the time they had to wait for an appointment	2	2	N/A	92.2%	89.1%	88.9%

* This is based on patients treated on this contract for their most recent course of treatment. Figures in italics indicate the base number of FP17s or Patient Questionnaire responses are less than 100. N/A is shown where the base number of responses is less than 10 during the period. % is calculated as Quantity/Base number*100

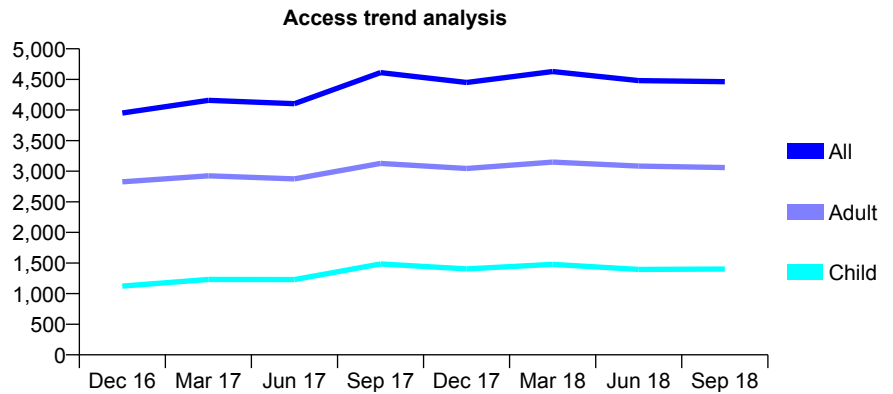
Q53 - Vital Signs At a Glance Contract Report for 732052/0005 - September 2018

Name or company name	Balbir S Bhandal, Amrik S Bhandal & Baljit
Contract type name	GDS Contract
Purpose of contract	General
Contract start date	18/05/2009
Contract end date	

18/19 Contracted general activity (UDA)	11,000
Carry forward general activity (UDA)	141
18/19 Contracted orthodontic activity (UOA)	0
Carry forward orthodontic activity (UOA)	0
Baseline contract value	£268,467.40

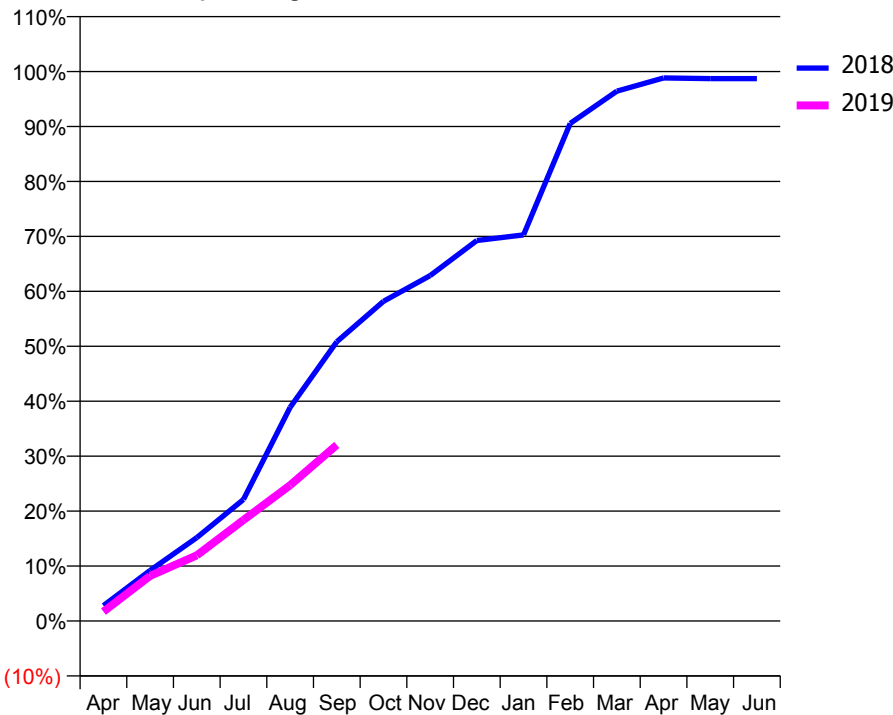
ACCESS*

Patients seen in 24 months	Total	Change since previous quarter
Quarter ending September 2017	4,612	
Quarter ending December 2017	4,450	↓
Quarter ending March 2018	4,628	↑
Quarter ending June 2018	4,480	↓
Quarter ending September 2018	4,462	→
Variance since September 2017	(3.3%)	↓



ACTIVITY

Cumulative percentage of contracted UDA delivered 2018 & 2019



Month	Adjusted Scheduled Activity (UDA)	
	2018	2019
April	308	187
May	1,012	904
June	1,670	1,314
July	2,433	2,023
August	4,278	2,720
September	5,592	3,524
October	6,401	
November	6,916	
December	7,617	
January	7,730	
February	9,961	
March	10,608	
April	10,871	
May	10,859	
June	10,859	

QUALITY

	Quantity	Base Number	Contract	AT	Region	England
% of FP17s for the same patient ID Re-attending within 3 months - Children	8	568	1.4%	9.2%	11.4%	11.6%
% of FP17s for the same patient ID Re-attending within 3 months - Adults	26	1,187	2.2%	12.5%	15.0%	15.5%
% of FP17s for the same patient ID Re-attending between 3 & 9 months - Children	182	568	32.0%	59.3%	59.9%	58.8%
% of FP17s for the same patient ID Re-attending between 3 & 9 months - Adults	389	1,187	32.8%	50.7%	52.0%	51.1%
% of FP17s for Band 1 Urgent Courses	21	1,642	1.3%	7.0%	8.0%	9.0%
% of FP17s Relating to Free Repair or Replacements	0	1,642	0.0%	0.8%	0.8%	0.8%
% of FP17s Relating to Continuations	1	1,642	0.1%	1.0%	0.9%	0.9%
% of Patients satisfied with the dentistry they have received	0	0	N/A	93.7%	93.5%	93.3%
% of Patients satisfied with the time they had to wait for an appointment	0	0	N/A	92.2%	89.1%	88.9%

* This is based on patients treated on this contract for their most recent course of treatment. Figures in italics indicate the base number of FP17s or Patient Questionnaire responses are less than 100. N/A is shown where the base number of responses is less than 10 during the period. % is calculated as Quantity/Base number*100

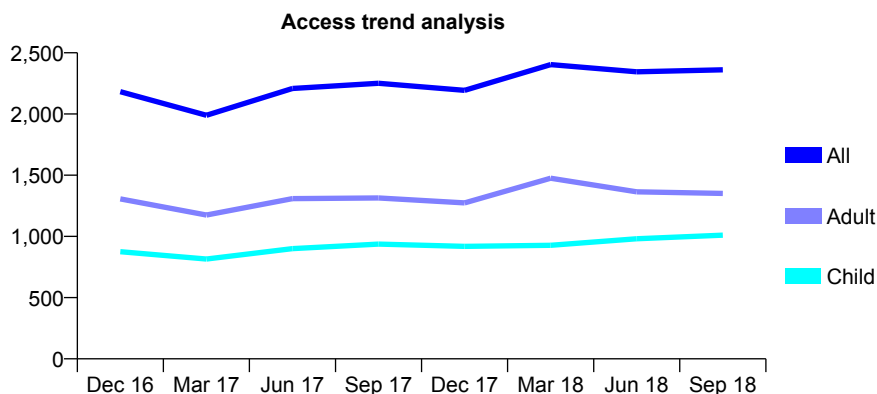
Q53 - Vital Signs At a Glance Contract Report for 732052/0006 - September 2018

Name or company name	Balbir S Bhandal, Amrik S Bhandal & Baljit
Contract type name	GDS Contract
Purpose of contract	General
Contract start date	18/05/2009
Contract end date	

18/19 Contracted general activity (UDA)	6,600
Carry forward general activity (UDA)	-19
18/19 Contracted orthodontic activity (UOA)	0
Carry forward orthodontic activity (UOA)	0
Baseline contract value	£161,080.44

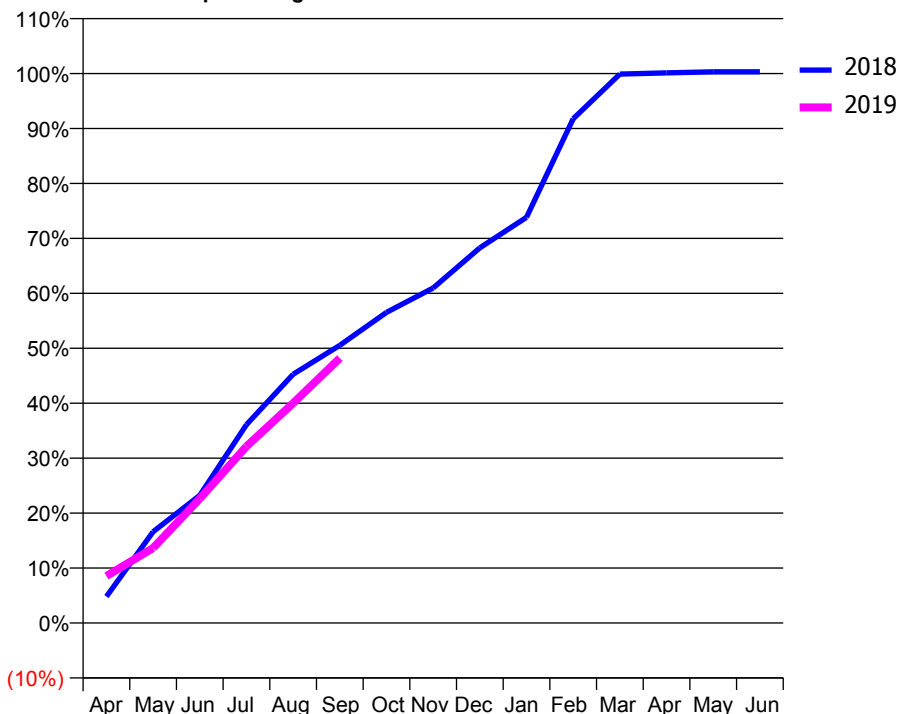
ACCESS*

Patients seen in 24 months	Total	Change since previous quarter
Quarter ending September 2017	2,251	
Quarter ending December 2017	2,193	↓
Quarter ending March 2018	2,404	↑
Quarter ending June 2018	2,345	↓
Quarter ending September 2018	2,361	→
Variance since September 2017	4.9%	↑



ACTIVITY

Cumulative percentage of contracted UDA delivered 2018 & 2019



Adjusted Scheduled Activity (UDA)

Month	2018	2019
April	318	564
May	1,096	902
June	1,533	1,494
July	2,383	2,121
August	2,988	2,640
September	3,335	3,181
October	3,731	
November	4,024	
December	4,506	
January	4,873	
February	6,057	
March	6,594	
April	6,608	
May	6,621	
June	6,620	

QUALITY

	Quantity	Base Number	Contract	AT	Region	England
% of FP17s for the same patient ID Re-attending within 3 months - Children	23	589	3.9%	9.2%	11.4%	11.6%
% of FP17s for the same patient ID Re-attending within 3 months - Adults	43	645	6.7%	12.5%	15.0%	15.5%
% of FP17s for the same patient ID Re-attending between 3 & 9 months - Children	174	589	29.5%	59.3%	59.9%	58.8%
% of FP17s for the same patient ID Re-attending between 3 & 9 months - Adults	202	645	31.3%	50.7%	52.0%	51.1%
% of FP17s for Band 1 Urgent Courses	6	1,221	0.5%	7.0%	8.0%	9.0%
% of FP17s Relating to Free Repair or Replacements	3	1,221	0.2%	0.8%	0.8%	0.8%
% of FP17s Relating to Continuations	0	1,221	0.0%	1.0%	0.9%	0.9%
% of Patients satisfied with the dentistry they have received	1	1	N/A	93.7%	93.5%	93.3%
% of Patients satisfied with the time they had to wait for an appointment	1	1	N/A	92.2%	89.1%	88.9%

* This is based on patients treated on this contract for their most recent course of treatment. Figures in italics indicate the base number of FP17s or Patient Questionnaire responses are less than 100. N/A is shown where the base number of responses is less than 10 during the period. % is calculated as Quantity/Base number*100

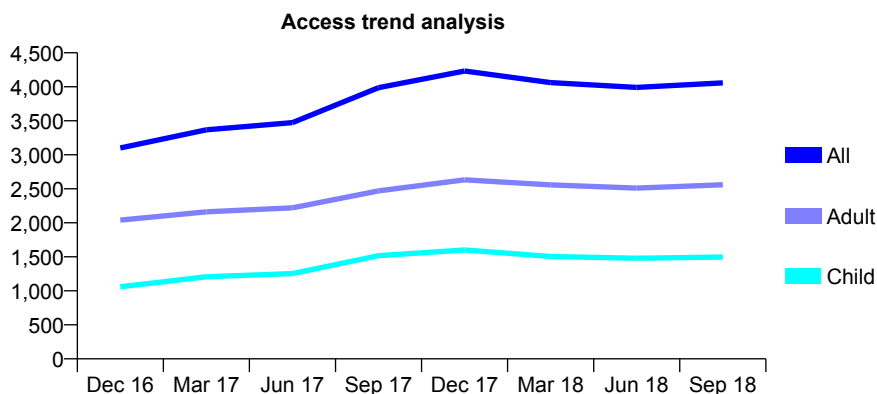
Q53 - Vital Signs At a Glance Contract Report for 732052/0007 - September 2018

Name or company name	Balbir S Bhandal, Amrik S Bhandal & Baljit
Contract type name	GDS Contract
Purpose of contract	General
Contract start date	18/05/2009
Contract end date	

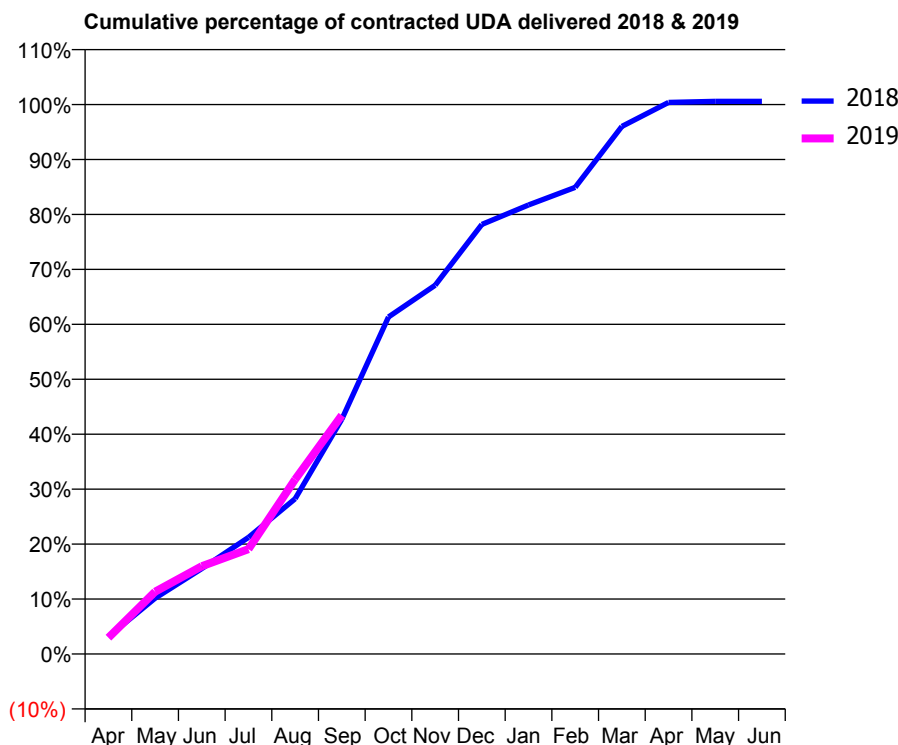
18/19 Contracted general activity (UDA)	11,000
Carry forward general activity (UDA)	-62
18/19 Contracted orthodontic activity (UOA)	0
Carry forward orthodontic activity (UOA)	0
Baseline contract value	£268,467.40

ACCESS*

Patients seen in 24 months	Total	Change since previous quarter
Quarter ending September 2017	3,987	
Quarter ending December 2017	4,232	↑
Quarter ending March 2018	4,061	↓
Quarter ending June 2018	3,991	↓
Quarter ending September 2018	4,058	→
Variance since September 2017	1.8%	→



ACTIVITY



Month	Adjusted Scheduled Activity (UDA)	
	2018	2019
April	349	327
May	1,117	1,248
June	1,709	1,758
July	2,335	2,100
August	3,109	3,496
September	4,699	4,781
October	6,747	
November	7,383	
December	8,599	
January	8,989	
February	9,342	
March	10,562	
April	11,041	
May	11,062	
June	11,062	

QUALITY

	Quantity	Base Number	Contract	AT	Region	England
% of FP17s for the same patient ID Re-attending within 3 months - Children	22	876	2.5%	9.2%	11.4%	11.6%
% of FP17s for the same patient ID Re-attending within 3 months - Adults	25	1,275	2.0%	12.5%	15.0%	15.5%
% of FP17s for the same patient ID Re-attending between 3 & 9 months - Children	491	876	56.1%	59.3%	59.9%	58.8%
% of FP17s for the same patient ID Re-attending between 3 & 9 months - Adults	546	1,275	42.8%	50.7%	52.0%	51.1%
% of FP17s for Band 1 Urgent Courses	14	1,975	0.7%	7.0%	8.0%	9.0%
% of FP17s Relating to Free Repair or Replacements	5	1,975	0.3%	0.8%	0.8%	0.8%
% of FP17s Relating to Continuations	0	1,975	0.0%	1.0%	0.9%	0.9%
% of Patients satisfied with the dentistry they have received	2	3	N/A	93.7%	93.5%	93.3%
% of Patients satisfied with the time they had to wait for an appointment	3	3	N/A	92.2%	89.1%	88.9%

* This is based on patients treated on this contract for their most recent course of treatment. Figures in italics indicate the base number of FP17s or Patient Questionnaire responses are less than 100. N/A is shown where the base number of responses is less than 10 during the period. % is calculated as Quantity/Base number*100

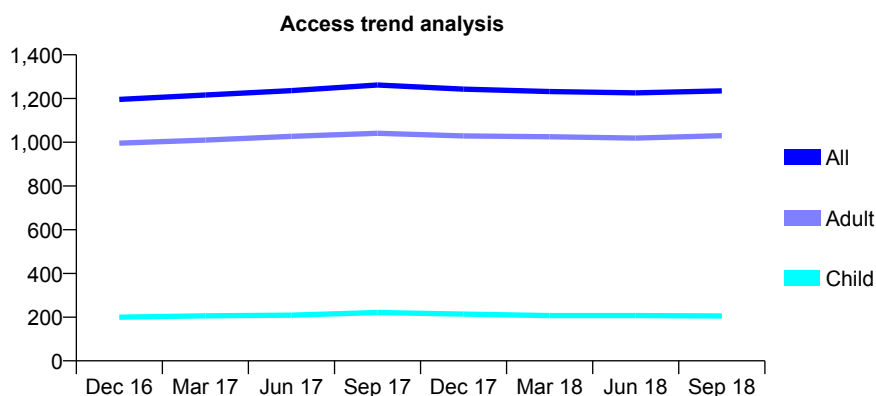
Q53 - Vital Signs At a Glance Contract Report for 735868/0001 - September 2018

Name or company name	MRS JA WARHAM
Contract type name	GDS Contract
Purpose of contract	General
Contract start date	01/04/2006
Contract end date	

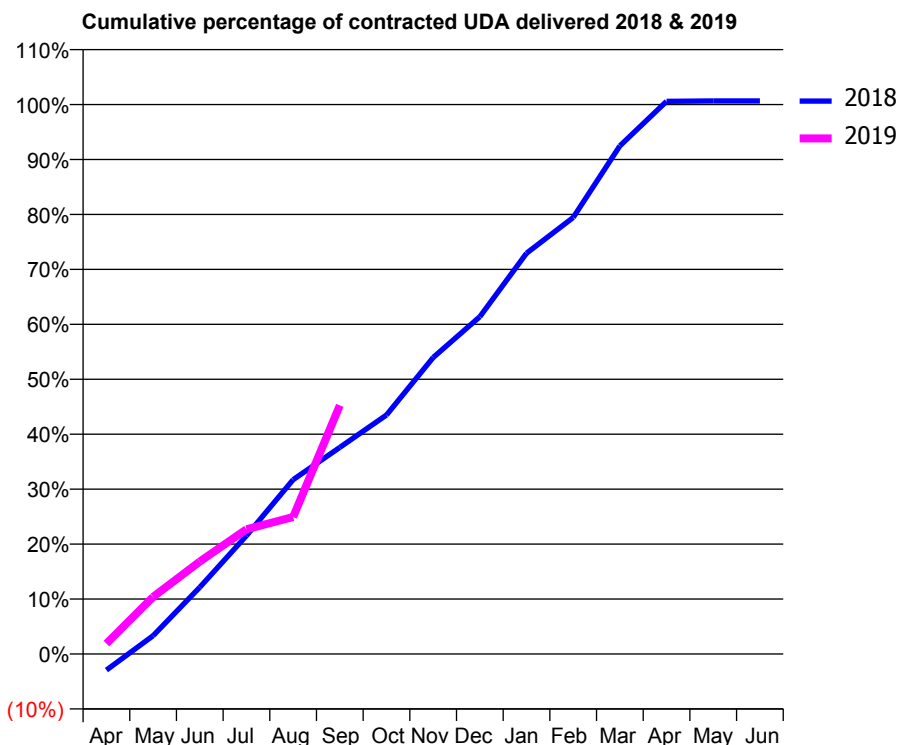
18/19 Contracted general activity (UDA)	4,154
Carry forward general activity (UDA)	-26
18/19 Contracted orthodontic activity (UOA)	0
Carry forward orthodontic activity (UOA)	0
Baseline contract value	£106,311.49

ACCESS*

Patients seen in 24 months	Total	Change since previous quarter
Quarter ending September 2017	1,262	
Quarter ending December 2017	1,243	↓
Quarter ending March 2018	1,232	→
Quarter ending June 2018	1,226	→
Quarter ending September 2018	1,235	→
Variance since September 2017	(2.1%)	↓



ACTIVITY



Month	Adjusted Scheduled Activity (UDA)	
	2018	2019
April	-122	79
May	139	432
June	504	699
July	895	943
August	1,318	1,036
September	1,562	1,880
October	1,807	
November	2,242	
December	2,550	
January	3,030	
February	3,300	
March	3,841	
April	4,178	
May	4,180	
June	4,180	

QUALITY

	Quantity	Base Number	Contract	AT	Region	England
% of FP17s for the same patient ID Re-attending within 3 months - Children	13	161	8.1%	9.2%	11.4%	11.6%
% of FP17s for the same patient ID Re-attending within 3 months - Adults	123	755	16.3%	12.5%	15.0%	15.5%
% of FP17s for the same patient ID Re-attending between 3 & 9 months - Children	110	161	68.3%	59.3%	59.9%	58.8%
% of FP17s for the same patient ID Re-attending between 3 & 9 months - Adults	354	755	46.9%	50.7%	52.0%	51.1%
% of FP17s for Band 1 Urgent Courses	109	803	13.6%	7.0%	8.0%	9.0%
% of FP17s Relating to Free Repair or Replacements	23	803	2.9%	0.8%	0.8%	0.8%
% of FP17s Relating to Continuations	15	803	1.9%	1.0%	0.9%	0.9%
% of Patients satisfied with the dentistry they have received	2	2	N/A	93.7%	93.5%	93.3%
% of Patients satisfied with the time they had to wait for an appointment	2	2	N/A	92.2%	89.1%	88.9%

* This is based on patients treated on this contract for their most recent course of treatment. Figures in italics indicate the base number of FP17s or Patient Questionnaire responses are less than 100. N/A is shown where the base number of responses is less than 10 during the period. % is calculated as Quantity/Base number*100

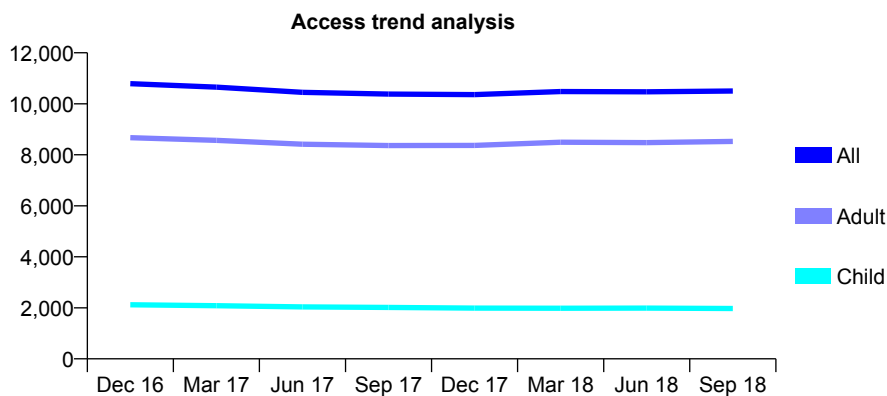
Q53 - Vital Signs At a Glance Contract Report for 740179/0001 - September 2018

Name or company name	MR JC ALLEN
Contract type name	GDS Contract
Purpose of contract	General and Orthodontic
Contract start date	01/04/2006
Contract end date	

18/19 Contracted general activity (UDA)	28,247
Carry forward general activity (UDA)	-8
18/19 Contracted orthodontic activity (UOA)	645
Carry forward orthodontic activity (UOA)	-4
Baseline contract value	£970,804.08

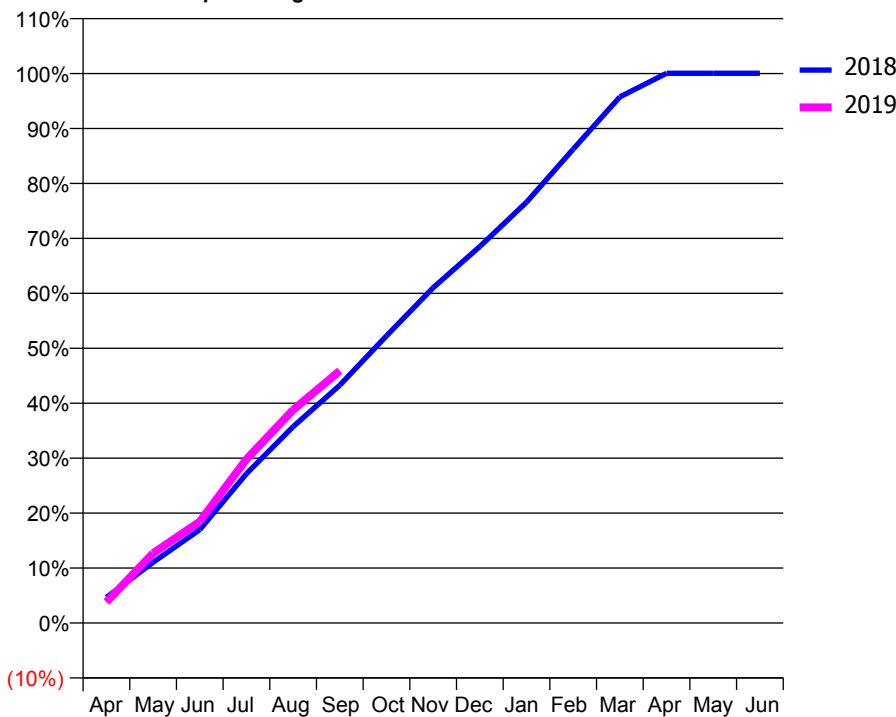
ACCESS*

Patients seen in 24 months	Total	Change since previous quarter
Quarter ending September 2017	10,384	
Quarter ending December 2017	10,362	→
Quarter ending March 2018	10,481	→
Quarter ending June 2018	10,472	→
Quarter ending September 2018	10,504	→
Variance since September 2017	1.2%	→



ACTIVITY

Cumulative percentage of contracted UDA delivered 2018 & 2019



Month	Adjusted Scheduled Activity (UDA)	
	2018	2019
April	1,311	1,077
May	3,121	3,586
June	4,802	5,216
July	7,672	8,421
August	10,097	10,960
September	12,225	12,965
October	14,761	
November	17,238	
December	19,354	
January	21,628	
February	24,356	
March	27,046	
April	28,256	
May	28,256	
June	28,256	

QUALITY

	Quantity	Base Number	Contract	AT	Region	England
% of FP17s for the same patient ID Re-attending within 3 months - Children	98	1,658	5.9%	9.2%	11.4%	11.6%
% of FP17s for the same patient ID Re-attending within 3 months - Adults	892	6,493	13.7%	12.5%	15.0%	15.5%
% of FP17s for the same patient ID Re-attending between 3 & 9 months - Children	1,156	1,658	69.7%	59.3%	59.9%	58.8%
% of FP17s for the same patient ID Re-attending between 3 & 9 months - Adults	3,476	6,493	53.5%	50.7%	52.0%	51.1%
% of FP17s for Band 1 Urgent Courses	378	7,549	5.0%	7.0%	8.0%	9.0%
% of FP17s Relating to Free Repair or Replacements	63	7,549	0.8%	0.8%	0.8%	0.8%
% of FP17s Relating to Continuations	193	7,549	2.6%	1.0%	0.9%	0.9%
% of Patients satisfied with the dentistry they have received	11	11	100.0%	93.7%	93.5%	93.3%
% of Patients satisfied with the time they had to wait for an appointment	11	11	100.0%	92.2%	89.1%	88.9%

* This is based on patients treated on this contract for their most recent course of treatment. Figures in italics indicate the base number of FP17s or Patient Questionnaire responses are less than 100. N/A is shown where the base number of responses is less than 10 during the period. % is calculated as Quantity/Base number*100

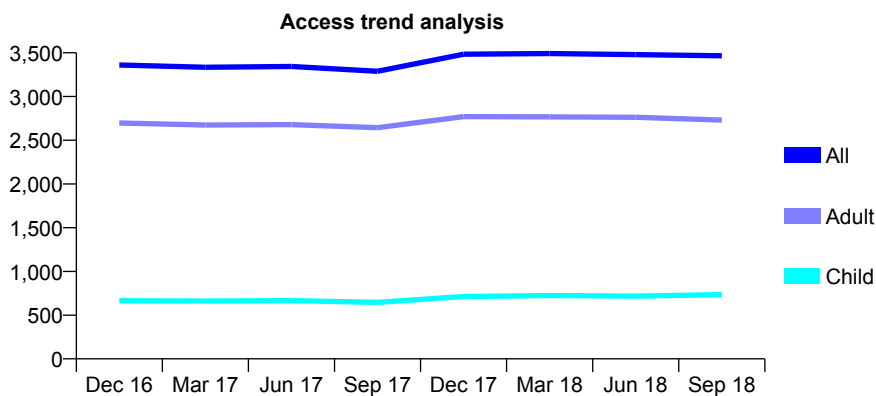
Q53 - Vital Signs At a Glance Contract Report for 742597/0001 - September 2018

Name or company name	MR SS UBHI
Contract type name	GDS Contract
Purpose of contract	General
Contract start date	01/04/2006
Contract end date	

18/19 Contracted general activity (UDA)	7,983
Carry forward general activity (UDA)	-6
18/19 Contracted orthodontic activity (UOA)	0
Carry forward orthodontic activity (UOA)	0
Baseline contract value	£237,959.93

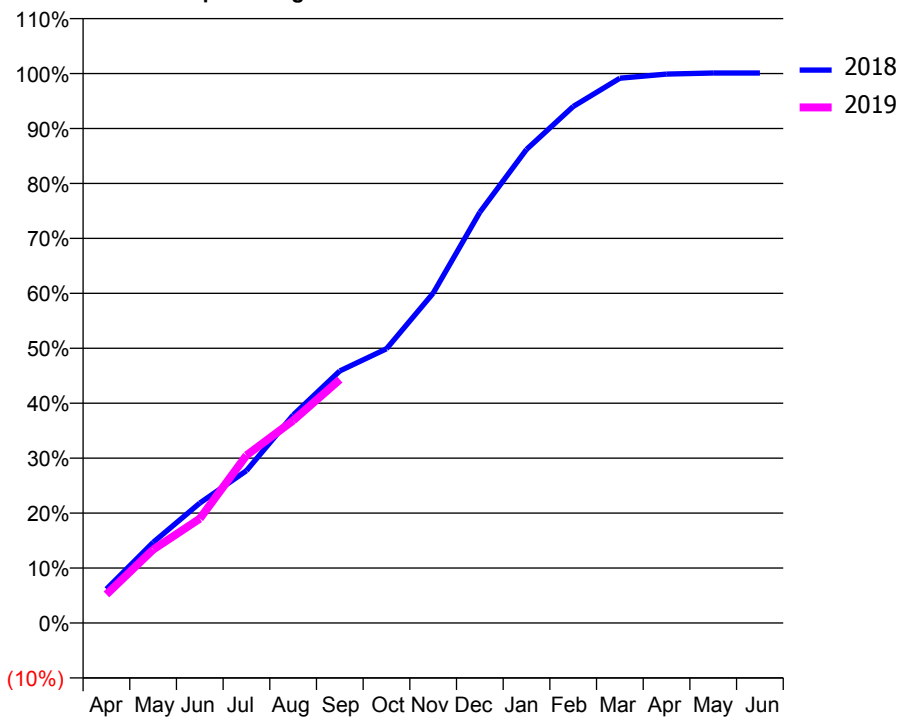
ACCESS*

Patients seen in 24 months	Total	Change since previous quarter
Quarter ending September 2017	3,289	
Quarter ending December 2017	3,484	↑
Quarter ending March 2018	3,491	→
Quarter ending June 2018	3,479	→
Quarter ending September 2018	3,466	→
Variance since September 2017	5.4%	↑



ACTIVITY

Cumulative percentage of contracted UDA delivered 2018 & 2019



Month	Adjusted Scheduled Activity (UDA)	
	2018	2019
April	493	416
May	1,170	1,067
June	1,743	1,516
July	2,213	2,436
August	3,021	2,943
September	3,662	3,536
October	3,984	
November	4,791	
December	5,967	
January	6,880	
February	7,503	
March	7,914	
April	7,974	
May	7,989	
June	7,989	

QUALITY

	Quantity	Base Number	Contract	AT	Region	England
% of FP17s for the same patient ID Re-attending within 3 months - Children	19	379	5.0%	9.2%	11.4%	11.6%
% of FP17s for the same patient ID Re-attending within 3 months - Adults	164	1,310	12.5%	12.5%	15.0%	15.5%
% of FP17s for the same patient ID Re-attending between 3 & 9 months - Children	189	379	49.9%	59.3%	59.9%	58.8%
% of FP17s for the same patient ID Re-attending between 3 & 9 months - Adults	405	1,310	30.9%	50.7%	52.0%	51.1%
% of FP17s for Band 1 Urgent Courses	149	1,641	9.1%	7.0%	8.0%	9.0%
% of FP17s Relating to Free Repair or Replacements	3	1,641	0.2%	0.8%	0.8%	0.8%
% of FP17s Relating to Continuations	14	1,641	0.9%	1.0%	0.9%	0.9%
% of Patients satisfied with the dentistry they have received	4	5	N/A	93.7%	93.5%	93.3%
% of Patients satisfied with the time they had to wait for an appointment	5	5	N/A	92.2%	89.1%	88.9%

* This is based on patients treated on this contract for their most recent course of treatment. Figures in italics indicate the base number of FP17s or Patient Questionnaire responses are less than 100. N/A is shown where the base number of responses is less than 10 during the period. % is calculated as Quantity/Base number*100

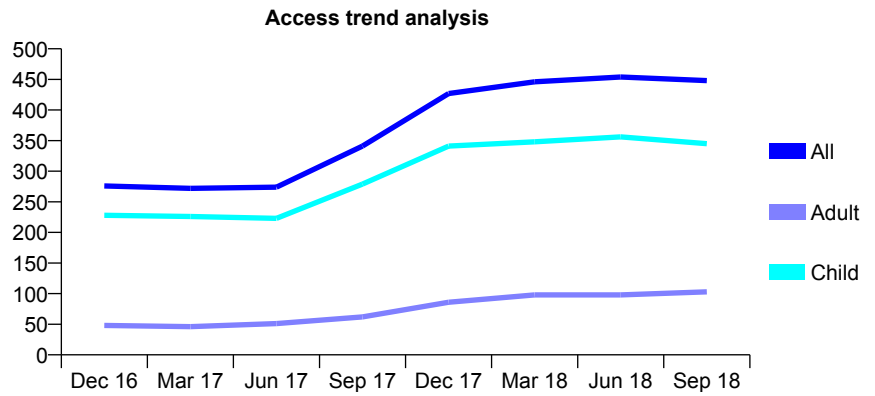
Q53 - Vital Signs At a Glance Contract Report for 746371/0001 - September 2018

Name or company name	Walker, Norman and Craven (headless cro:
Contract type name	GDS Contract
Purpose of contract	General
Contract start date	01/04/2006
Contract end date	

18/19 Contracted general activity (UDA)	1,000
Carry forward general activity (UDA)	0
18/19 Contracted orthodontic activity (UOA)	0
Carry forward orthodontic activity (UOA)	0
Baseline contract value	£24,283.89

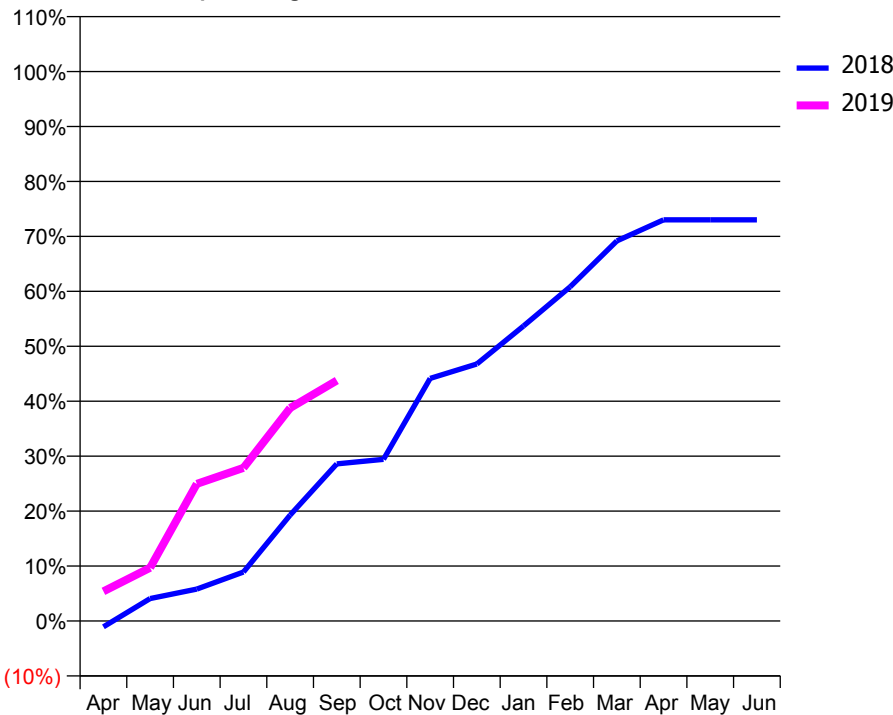
ACCESS*

Patients seen in 24 months	Total	Change since previous quarter
Quarter ending September 2017	341	
Quarter ending December 2017	427	↑
Quarter ending March 2018	446	↑
Quarter ending June 2018	454	→
Quarter ending September 2018	448	↓
Variance since September 2017	31.4%	↑



ACTIVITY

Cumulative percentage of contracted UDA delivered 2018 & 2019



Month	Adjusted Scheduled Activity (UDA)	
	2018	2019
April	-12	54
May	45	97
June	64	250
July	98	279
August	212	388
September	315	438
October	324	
November	486	
December	515	
January	591	
February	669	
March	761	
April	803	
May	803	
June	803	

QUALITY

	Quantity	Base Number	Contract	AT	Region	England
% of FP17s for the same patient ID Re-attending within 3 months - Children	10	268	3.7%	9.2%	11.4%	11.6%
% of FP17s for the same patient ID Re-attending within 3 months - Adults	3	46	6.5%	12.5%	15.0%	15.5%
% of FP17s for the same patient ID Re-attending between 3 & 9 months - Children	193	268	72.0%	59.3%	59.9%	58.8%
% of FP17s for the same patient ID Re-attending between 3 & 9 months - Adults	31	46	67.4%	50.7%	52.0%	51.1%
% of FP17s for Band 1 Urgent Courses	3	279	1.1%	7.0%	8.0%	9.0%
% of FP17s Relating to Free Repair or Replacements	0	279	0.0%	0.8%	0.8%	0.8%
% of FP17s Relating to Continuations	0	279	0.0%	1.0%	0.9%	0.9%
% of Patients satisfied with the dentistry they have received	0	0	N/A	93.7%	93.5%	93.3%
% of Patients satisfied with the time they had to wait for an appointment	0	0	N/A	92.2%	89.1%	88.9%

* This is based on patients treated on this contract for their most recent course of treatment. Figures in italics indicate the base number of FP17s or Patient Questionnaire responses are less than 100. N/A is shown where the base number of responses is less than 10 during the period. % is calculated as Quantity/Base number*100

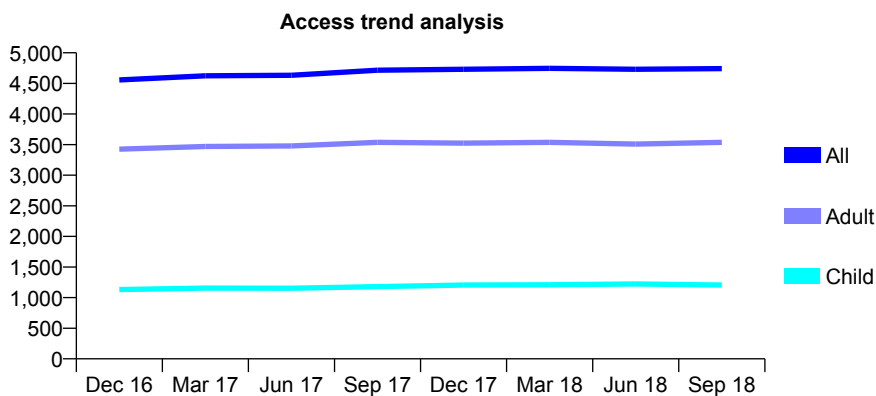
Q53 - Vital Signs At a Glance Contract Report for 749419/0001 - September 2018

Name or company name	MR SA CHALKER
Contract type name	GDS Contract
Purpose of contract	General
Contract start date	01/04/2006
Contract end date	

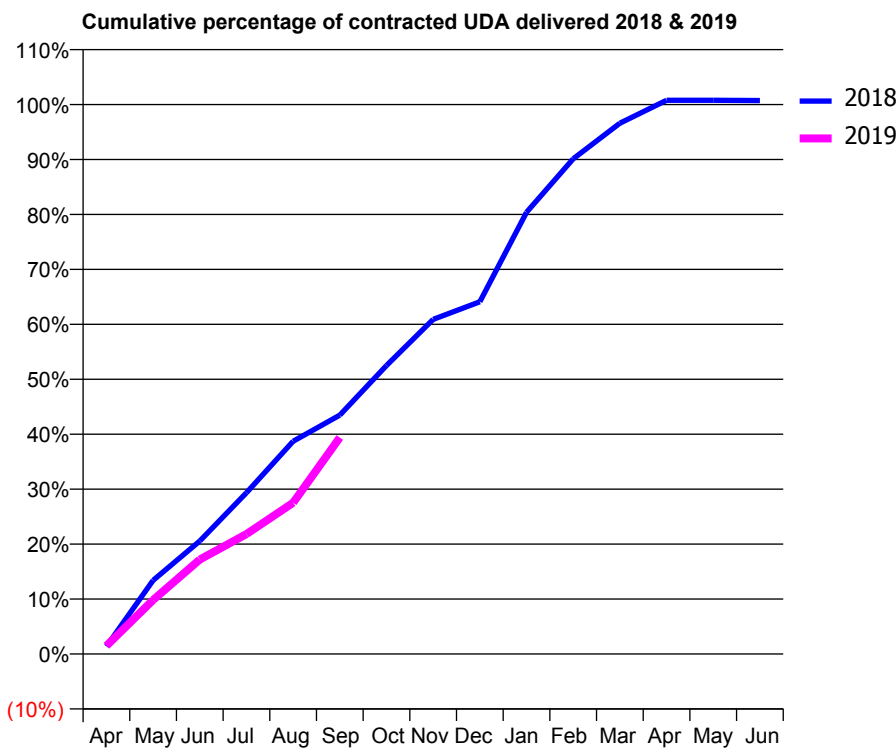
18/19 Contracted general activity (UDA)	10,827
Carry forward general activity (UDA)	0
18/19 Contracted orthodontic activity (UOA)	0
Carry forward orthodontic activity (UOA)	0
Baseline contract value	£253,198.51

ACCESS*

Patients seen in 24 months	Total	Change since previous quarter
Quarter ending September 2017	4,716	
Quarter ending December 2017	4,730	→
Quarter ending March 2018	4,747	→
Quarter ending June 2018	4,732	→
Quarter ending September 2018	4,742	→
Variance since September 2017	0.6%	→



ACTIVITY



Month	Adjusted Scheduled Activity (UDA)	
	2018	2019
April	152	162
May	1,450	1,065
June	2,226	1,862
July	3,179	2,363
August	4,192	2,980
September	4,708	4,265
October	5,683	
November	6,593	
December	6,939	
January	8,702	
February	9,757	
March	10,459	
April	10,909	
May	10,910	
June	10,904	

QUALITY

	Quantity	Base Number	Contract	AT	Region	England
% of FP17s for the same patient ID Re-attending within 3 months - Children	39	843	4.6%	9.2%	11.4%	11.6%
% of FP17s for the same patient ID Re-attending within 3 months - Adults	214	1,834	11.7%	12.5%	15.0%	15.5%
% of FP17s for the same patient ID Re-attending between 3 & 9 months - Children	613	843	72.7%	59.3%	59.9%	58.8%
% of FP17s for the same patient ID Re-attending between 3 & 9 months - Adults	779	1,834	42.5%	50.7%	52.0%	51.1%
% of FP17s for Band 1 Urgent Courses	227	2,440	9.3%	7.0%	8.0%	9.0%
% of FP17s Relating to Free Repair or Replacements	29	2,440	1.2%	0.8%	0.8%	0.8%
% of FP17s Relating to Continuations	10	2,440	0.4%	1.0%	0.9%	0.9%
% of Patients satisfied with the dentistry they have received	2	2	N/A	93.7%	93.5%	93.3%
% of Patients satisfied with the time they had to wait for an appointment	2	2	N/A	92.2%	89.1%	88.9%

* This is based on patients treated on this contract for their most recent course of treatment. Figures in italics indicate the base number of FP17s or Patient Questionnaire responses are less than 100. N/A is shown where the base number of responses is less than 10 during the period. % is calculated as Quantity/Base number*100

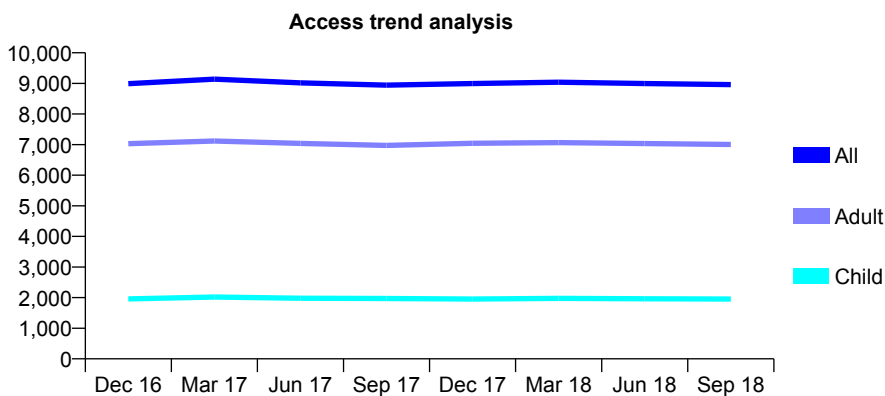
Q53 - Vital Signs At a Glance Contract Report for 753955/0001 - September 2018

Name or company name	MR AM RAJPUT
Contract type name	GDS Contract
Purpose of contract	General
Contract start date	01/04/2006
Contract end date	

18/19 Contracted general activity (UDA)	27,792
Carry forward general activity (UDA)	0
18/19 Contracted orthodontic activity (UOA)	0
Carry forward orthodontic activity (UOA)	0
Baseline contract value	£725,323.31

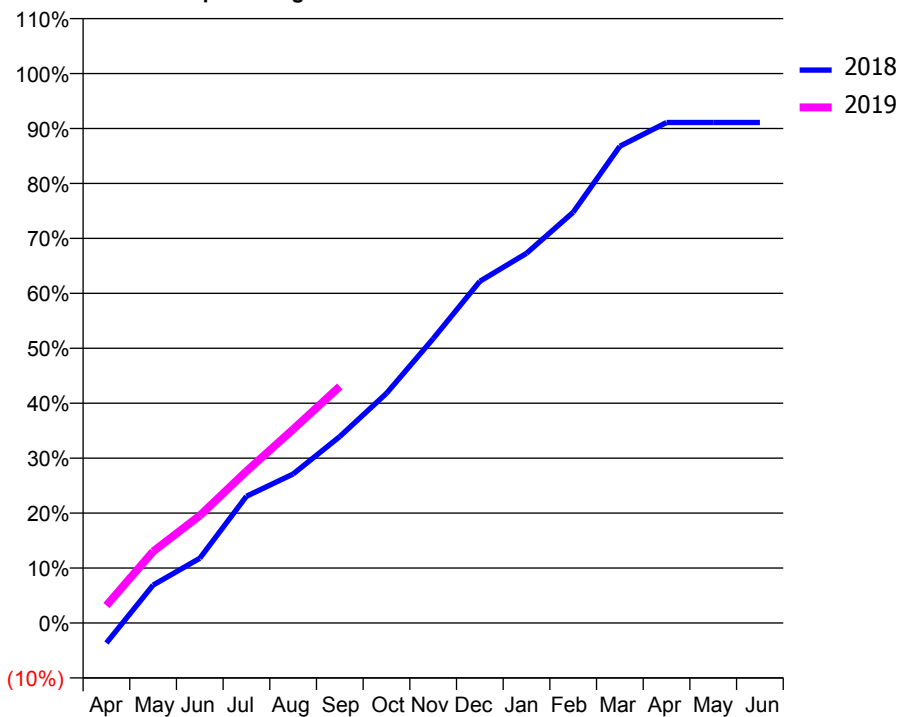
ACCESS*

Patients seen in 24 months	Total	Change since previous quarter
Quarter ending September 2017	8,942	
Quarter ending December 2017	8,997	→
Quarter ending March 2018	9,039	→
Quarter ending June 2018	8,997	→
Quarter ending September 2018	8,960	→
Variance since September 2017	0.2%	→



ACTIVITY

Cumulative percentage of contracted UDA delivered 2018 & 2019



Month	Adjusted Scheduled Activity (UDA)	
	2018	2019
April	-1,012	886
May	1,915	3,617
June	3,272	5,431
July	6,408	7,677
August	7,538	9,799
September	9,430	11,970
October	11,620	
November	14,383	
December	17,285	
January	18,698	
February	20,777	
March	24,116	
April	25,317	
May	25,312	
June	25,312	

QUALITY

	Quantity	Base Number	Contract	AT	Region	England
% of FP17s for the same patient ID Re-attending within 3 months - Children	91	1,572	5.8%	9.2%	11.4%	11.6%
% of FP17s for the same patient ID Re-attending within 3 months - Adults	681	5,586	12.2%	12.5%	15.0%	15.5%
% of FP17s for the same patient ID Re-attending between 3 & 9 months - Children	1,069	1,572	68.0%	59.3%	59.9%	58.8%
% of FP17s for the same patient ID Re-attending between 3 & 9 months - Adults	3,744	5,586	67.0%	50.7%	52.0%	51.1%
% of FP17s for Band 1 Urgent Courses	188	6,594	2.9%	7.0%	8.0%	9.0%
% of FP17s Relating to Free Repair or Replacements	51	6,594	0.8%	0.8%	0.8%	0.8%
% of FP17s Relating to Continuations	206	6,594	3.1%	1.0%	0.9%	0.9%
% of Patients satisfied with the dentistry they have received	8	9	N/A	93.7%	93.5%	93.3%
% of Patients satisfied with the time they had to wait for an appointment	8	9	N/A	92.2%	89.1%	88.9%

* This is based on patients treated on this contract for their most recent course of treatment. Figures in italics indicate the base number of FP17s or Patient Questionnaire responses are less than 100. N/A is shown where the base number of responses is less than 10 during the period. % is calculated as Quantity/Base number*100

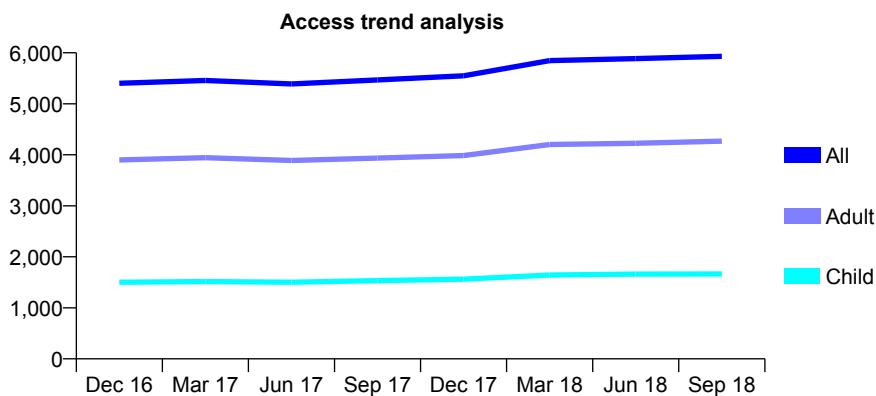
Q53 - Vital Signs At a Glance Contract Report for 763225/0001 - September 2018

Name or company name	MR SS MATHAROO
Contract type name	GDS Contract
Purpose of contract	General
Contract start date	01/04/2006
Contract end date	

18/19 Contracted general activity (UDA)	11,255
Carry forward general activity (UDA)	271
18/19 Contracted orthodontic activity (UOA)	0
Carry forward orthodontic activity (UOA)	0
Baseline contract value	£335,508.20

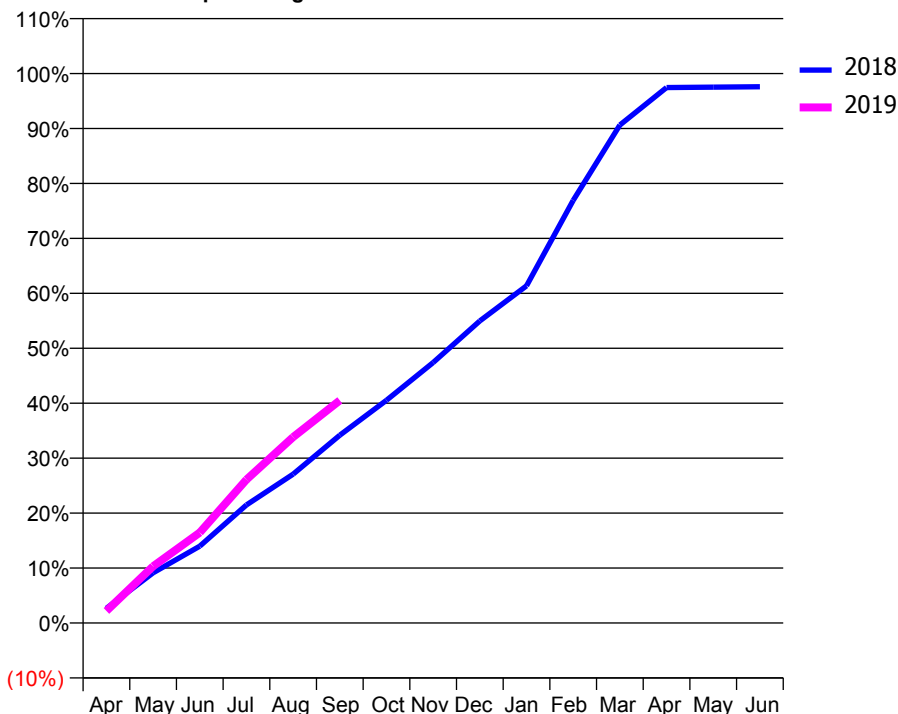
ACCESS*

Patients seen in 24 months	Total	Change since previous quarter
Quarter ending September 2017	5,468	
Quarter ending December 2017	5,548	→
Quarter ending March 2018	5,847	↑
Quarter ending June 2018	5,887	→
Quarter ending September 2018	5,931	→
Variance since September 2017	8.5%	↑



ACTIVITY

Cumulative percentage of contracted UDA delivered 2018 & 2019



Adjusted Scheduled Activity (UDA)

Month	2018	2019
April	302	248
May	1,029	1,163
June	1,575	1,853
July	2,419	2,936
August	3,050	3,810
September	3,847	4,559
October	4,564	
November	5,336	
December	6,188	
January	6,906	
February	8,657	
March	10,201	
April	10,967	
May	10,976	
June	10,984	

QUALITY

	Quantity	Base Number	Contract	AT	Region	England
% of FP17s for the same patient ID Re-attending within 3 months - Children	53	1,099	4.8%	9.2%	11.4%	11.6%
% of FP17s for the same patient ID Re-attending within 3 months - Adults	215	2,405	8.9%	12.5%	15.0%	15.5%
% of FP17s for the same patient ID Re-attending between 3 & 9 months - Children	736	1,099	67.0%	59.3%	59.9%	58.8%
% of FP17s for the same patient ID Re-attending between 3 & 9 months - Adults	1,256	2,405	52.2%	50.7%	52.0%	51.1%
% of FP17s for Band 1 Urgent Courses	126	2,810	4.5%	7.0%	8.0%	9.0%
% of FP17s Relating to Free Repair or Replacements	8	2,810	0.3%	0.8%	0.8%	0.8%
% of FP17s Relating to Continuations	23	2,810	0.8%	1.0%	0.9%	0.9%
% of Patients satisfied with the dentistry they have received	3	3	N/A	93.7%	93.5%	93.3%
% of Patients satisfied with the time they had to wait for an appointment	2	3	N/A	92.2%	89.1%	88.9%

* This is based on patients treated on this contract for their most recent course of treatment. Figures in italics indicate the base number of FP17s or Patient Questionnaire responses are less than 100. N/A is shown where the base number of responses is less than 10 during the period. % is calculated as Quantity/Base number*100

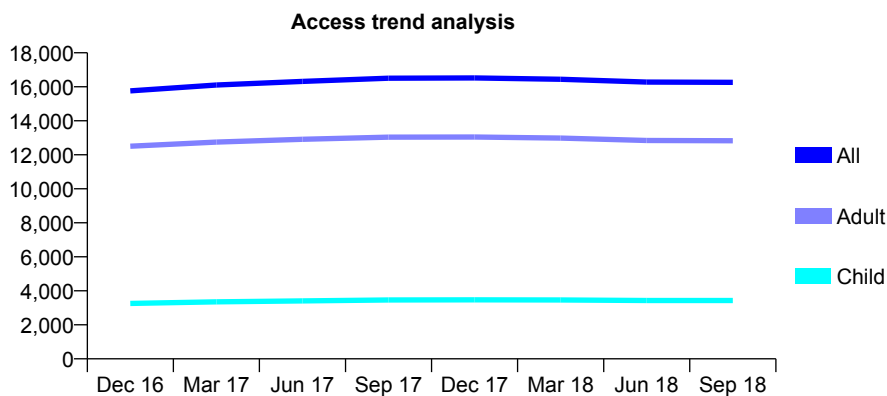
Q53 - Vital Signs At a Glance Contract Report for 764353/0001 - September 2018

Name or company name	MRS RP ATWAL
Contract type name	GDS Contract
Purpose of contract	General
Contract start date	01/04/2006
Contract end date	

18/19 Contracted general activity (UDA)	41,132
Carry forward general activity (UDA)	-128
18/19 Contracted orthodontic activity (UOA)	0
Carry forward orthodontic activity (UOA)	0
Baseline contract value	£1,248,694.11

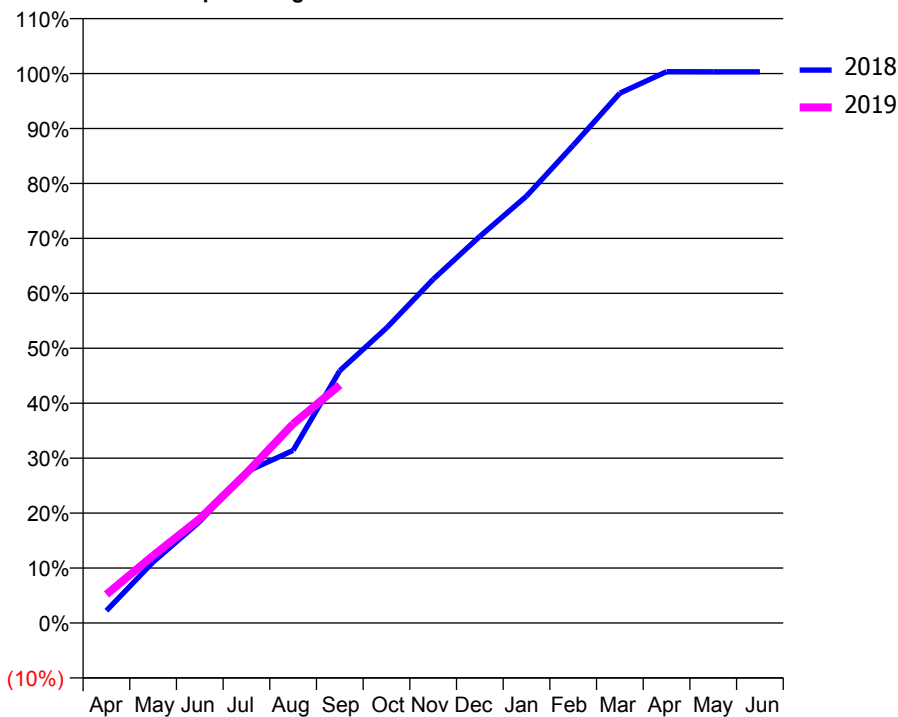
ACCESS*

Patients seen in 24 months	Total	Change since previous quarter
Quarter ending September 2017	16,503	
Quarter ending December 2017	16,518	→
Quarter ending March 2018	16,443	→
Quarter ending June 2018	16,277	↓
Quarter ending September 2018	16,262	→
Variance since September 2017	(1.5%)	↓



ACTIVITY

Cumulative percentage of contracted UDA delivered 2018 & 2019



Month	Adjusted Scheduled Activity (UDA)	
	2018	2019
April	925	2,143
May	4,568	5,042
June	7,603	7,807
July	11,329	11,223
August	12,922	14,906
September	18,893	17,816
October	22,081	
November	25,724	
December	28,942	
January	31,960	
February	35,763	
March	39,657	
April	41,264	
May	41,262	
June	41,260	

QUALITY

	Quantity	Base Number	Contract	AT	Region	England
% of FP17s for the same patient ID Re-attending within 3 months - Children	99	2,941	3.4%	9.2%	11.4%	11.6%
% of FP17s for the same patient ID Re-attending within 3 months - Adults	474	8,809	5.4%	12.5%	15.0%	15.5%
% of FP17s for the same patient ID Re-attending between 3 & 9 months - Children	2,253	2,941	76.6%	59.3%	59.9%	58.8%
% of FP17s for the same patient ID Re-attending between 3 & 9 months - Adults	5,355	8,809	60.8%	50.7%	52.0%	51.1%
% of FP17s for Band 1 Urgent Courses	125	10,870	1.1%	7.0%	8.0%	9.0%
% of FP17s Relating to Free Repair or Replacements	21	10,870	0.2%	0.8%	0.8%	0.8%
% of FP17s Relating to Continuations	78	10,870	0.7%	1.0%	0.9%	0.9%
% of Patients satisfied with the dentistry they have received	10	10	100.0%	93.7%	93.5%	93.3%
% of Patients satisfied with the time they had to wait for an appointment	10	10	100.0%	92.2%	89.1%	88.9%

* This is based on patients treated on this contract for their most recent course of treatment. Figures in italics indicate the base number of FP17s or Patient Questionnaire responses are less than 100. N/A is shown where the base number of responses is less than 10 during the period. % is calculated as Quantity/Base number*100

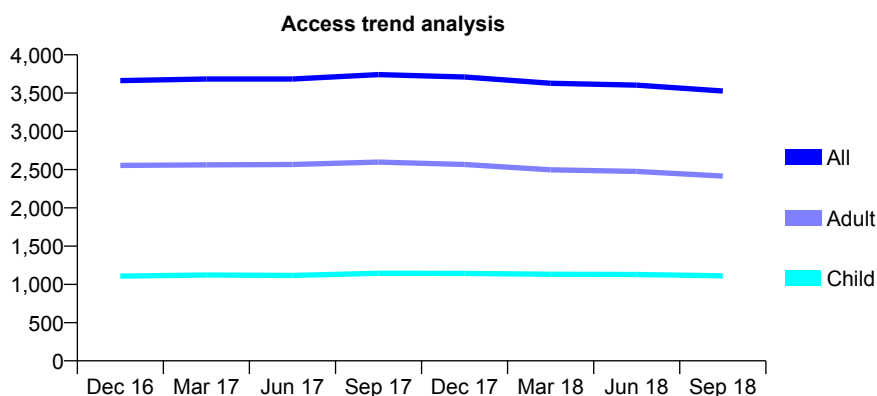
Q53 - Vital Signs At a Glance Contract Report for 765716/0001 - September 2018

Name or company name	MR TO YUNUS
Contract type name	GDS Contract
Purpose of contract	General
Contract start date	01/04/2006
Contract end date	

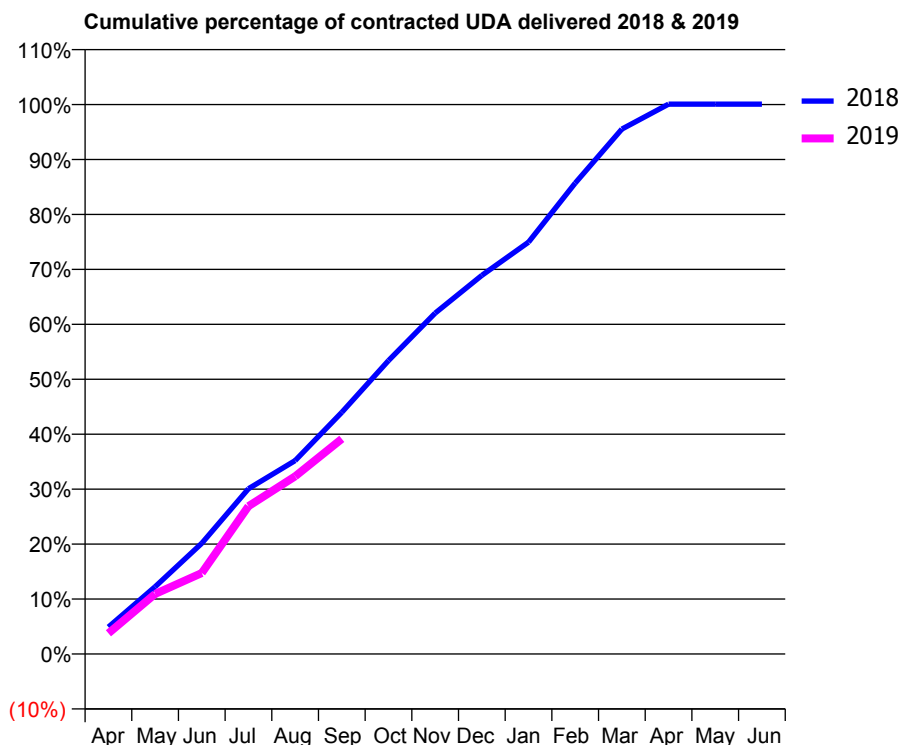
18/19 Contracted general activity (UDA)	8,281
Carry forward general activity (UDA)	-5
18/19 Contracted orthodontic activity (UOA)	0
Carry forward orthodontic activity (UOA)	0
Baseline contract value	£251,413.82

ACCESS*

Patients seen in 24 months	Total	Change since previous quarter
Quarter ending September 2017	3,742	
Quarter ending December 2017	3,710	→
Quarter ending March 2018	3,628	↓
Quarter ending June 2018	3,604	→
Quarter ending September 2018	3,526	↓
Variance since September 2017	(5.8%)	↓



ACTIVITY



Month	Adjusted Scheduled Activity (UDA)	
	2018	2019
April	406	313
May	1,013	906
June	1,670	1,221
July	2,490	2,227
August	2,914	2,678
September	3,642	3,242
October	4,422	
November	5,137	
December	5,707	
January	6,207	
February	7,097	
March	7,910	
April	8,286	
May	8,286	
June	8,286	

QUALITY

	Quantity	Base Number	Contract	AT	Region	England
% of FP17s for the same patient ID Re-attending within 3 months - Children	10	678	1.5%	9.2%	11.4%	11.6%
% of FP17s for the same patient ID Re-attending within 3 months - Adults	79	1,225	6.4%	12.5%	15.0%	15.5%
% of FP17s for the same patient ID Re-attending between 3 & 9 months - Children	411	678	60.6%	59.3%	59.9%	58.8%
% of FP17s for the same patient ID Re-attending between 3 & 9 months - Adults	444	1,225	36.2%	50.7%	52.0%	51.1%
% of FP17s for Band 1 Urgent Courses	58	1,755	3.3%	7.0%	8.0%	9.0%
% of FP17s Relating to Free Repair or Replacements	3	1,755	0.2%	0.8%	0.8%	0.8%
% of FP17s Relating to Continuations	7	1,755	0.4%	1.0%	0.9%	0.9%
% of Patients satisfied with the dentistry they have received	4	4	N/A	93.7%	93.5%	93.3%
% of Patients satisfied with the time they had to wait for an appointment	4	4	N/A	92.2%	89.1%	88.9%

* This is based on patients treated on this contract for their most recent course of treatment. Figures in italics indicate the base number of FP17s or Patient Questionnaire responses are less than 100. N/A is shown where the base number of responses is less than 10 during the period. % is calculated as Quantity/Base number*100

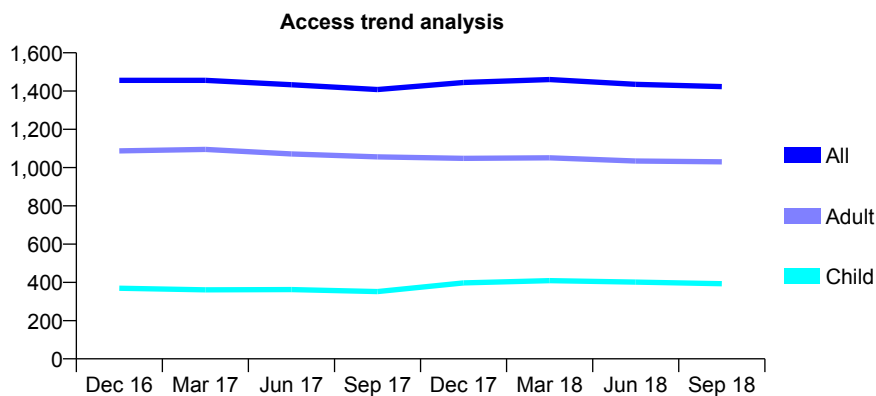
Q53 - Vital Signs At a Glance Contract Report for 768677/0002 - September 2018

Name or company name	MR S MIRFENDERESKI
Contract type name	GDS Contract
Purpose of contract	General
Contract start date	01/04/2006
Contract end date	

18/19 Contracted general activity (UDA)	7,259
Carry forward general activity (UDA)	0
18/19 Contracted orthodontic activity (UOA)	0
Carry forward orthodontic activity (UOA)	0
Baseline contract value	£192,309.48

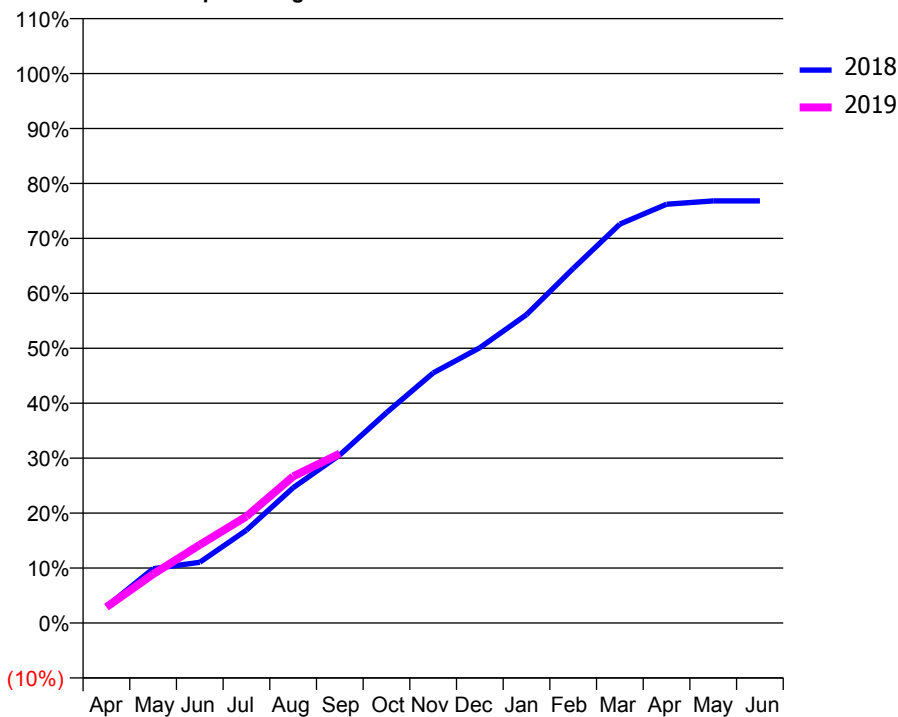
ACCESS*

Patients seen in 24 months	Total	Change since previous quarter
Quarter ending September 2017	1,408	
Quarter ending December 2017	1,445	↑
Quarter ending March 2018	1,460	→
Quarter ending June 2018	1,435	↓
Quarter ending September 2018	1,423	→
Variance since September 2017	1.1%	→



ACTIVITY

Cumulative percentage of contracted UDA delivered 2018 & 2019



Month	Adjusted Scheduled Activity (UDA)	
	2018	2019
April	217	211
May	718	645
June	803	1,033
July	1,228	1,409
August	1,786	1,936
September	2,221	2,238
October	2,778	
November	3,304	
December	3,637	
January	4,074	
February	4,683	
March	5,269	
April	5,532	
May	5,577	
June	5,577	

QUALITY

	Quantity	Base Number	Contract	AT	Region	England
% of FP17s for the same patient ID Re-attending within 3 months - Children	26	243	10.7%	9.2%	11.4%	11.6%
% of FP17s for the same patient ID Re-attending within 3 months - Adults	84	523	16.1%	12.5%	15.0%	15.5%
% of FP17s for the same patient ID Re-attending between 3 & 9 months - Children	128	243	52.7%	59.3%	59.9%	58.8%
% of FP17s for the same patient ID Re-attending between 3 & 9 months - Adults	242	523	46.3%	50.7%	52.0%	51.1%
% of FP17s for Band 1 Urgent Courses	27	685	3.9%	7.0%	8.0%	9.0%
% of FP17s Relating to Free Repair or Replacements	5	685	0.7%	0.8%	0.8%	0.8%
% of FP17s Relating to Continuations	14	685	2.0%	1.0%	0.9%	0.9%
% of Patients satisfied with the dentistry they have received	3	3	N/A	93.7%	93.5%	93.3%
% of Patients satisfied with the time they had to wait for an appointment	3	3	N/A	92.2%	89.1%	88.9%

* This is based on patients treated on this contract for their most recent course of treatment. Figures in italics indicate the base number of FP17s or Patient Questionnaire responses are less than 100. N/A is shown where the base number of responses is less than 10 during the period. % is calculated as Quantity/Base number*100

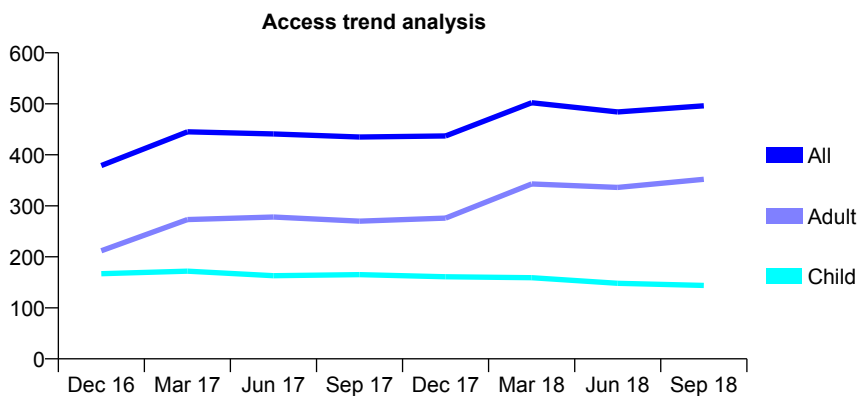
Q53 - Vital Signs At a Glance Contract Report for 770647/0002 - September 2018

Name or company name	MR AI PARUK
Contract type name	GDS Contract
Purpose of contract	General
Contract start date	18/08/2008
Contract end date	

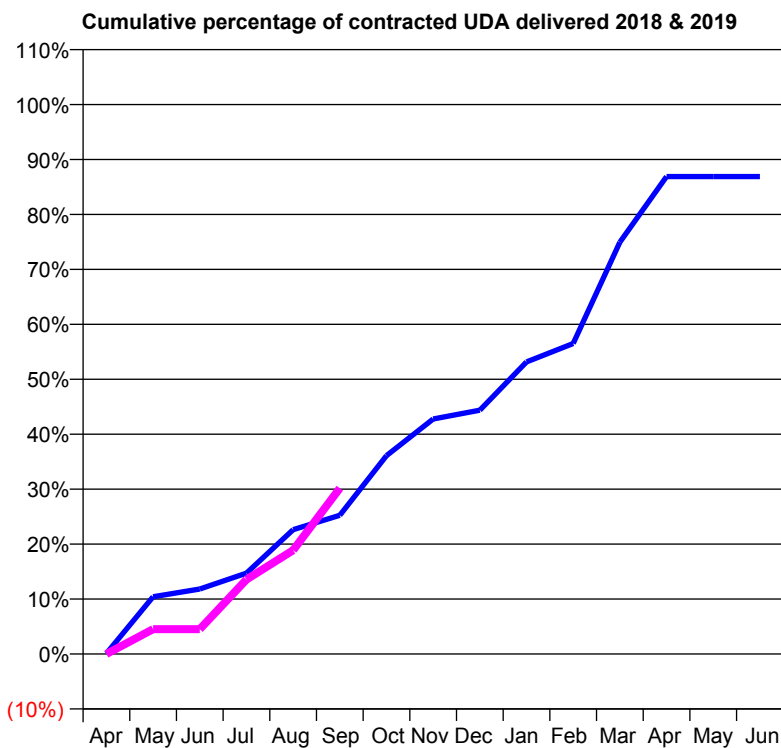
18/19 Contracted general activity (UDA)	1,000
Carry forward general activity (UDA)	0
18/19 Contracted orthodontic activity (UOA)	0
Carry forward orthodontic activity (UOA)	0
Baseline contract value	£25,329.85

ACCESS*

Patients seen in 24 months	Total	Change since previous quarter
Quarter ending September 2017	435	
Quarter ending December 2017	437	→
Quarter ending March 2018	502	↑
Quarter ending June 2018	484	↓
Quarter ending September 2018	496	↑
Variance since September 2017	14.0%	↑



ACTIVITY



Adjusted Scheduled Activity (UDA)		
Month	2018	2019
April	1	0
May	104	45
June	118	45
July	147	136
August	226	189
September	252	302
October	361	
November	428	
December	444	
January	532	
February	565	
March	750	
April	869	
May	869	
June	869	

QUALITY

	Quantity	Base Number	Contract	AT	Region	England
% of FP17s for the same patient ID Re-attending within 3 months - Children	8	113	7.1%	9.2%	11.4%	11.6%
% of FP17s for the same patient ID Re-attending within 3 months - Adults	5	145	3.4%	12.5%	15.0%	15.5%
% of FP17s for the same patient ID Re-attending between 3 & 9 months - Children	86	113	76.1%	59.3%	59.9%	58.8%
% of FP17s for the same patient ID Re-attending between 3 & 9 months - Adults	79	145	54.5%	50.7%	52.0%	51.1%
% of FP17s for Band 1 Urgent Courses	4	215	1.9%	7.0%	8.0%	9.0%
% of FP17s Relating to Free Repair or Replacements	0	215	0.0%	0.8%	0.8%	0.8%
% of FP17s Relating to Continuations	0	215	0.0%	1.0%	0.9%	0.9%
% of Patients satisfied with the dentistry they have received	0	1	N/A	93.7%	93.5%	93.3%
% of Patients satisfied with the time they had to wait for an appointment	1	1	N/A	92.2%	89.1%	88.9%

* This is based on patients treated on this contract for their most recent course of treatment. Figures in italics indicate the base number of FP17s or Patient Questionnaire responses are less than 100. N/A is shown where the base number of responses is less than 10 during the period. % is calculated as Quantity/Base number*100

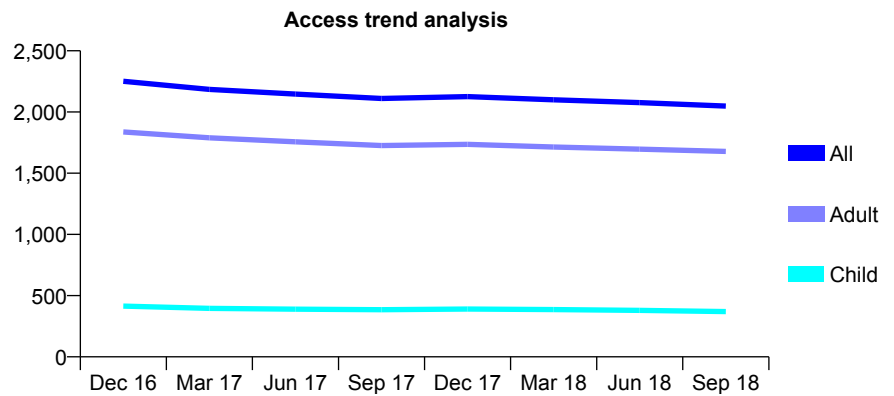
Q53 - Vital Signs At a Glance Contract Report for 773492/0001 - September 2018

Name or company name	MS S KUTTY
Contract type name	GDS Contract
Purpose of contract	General
Contract start date	01/07/2013
Contract end date	

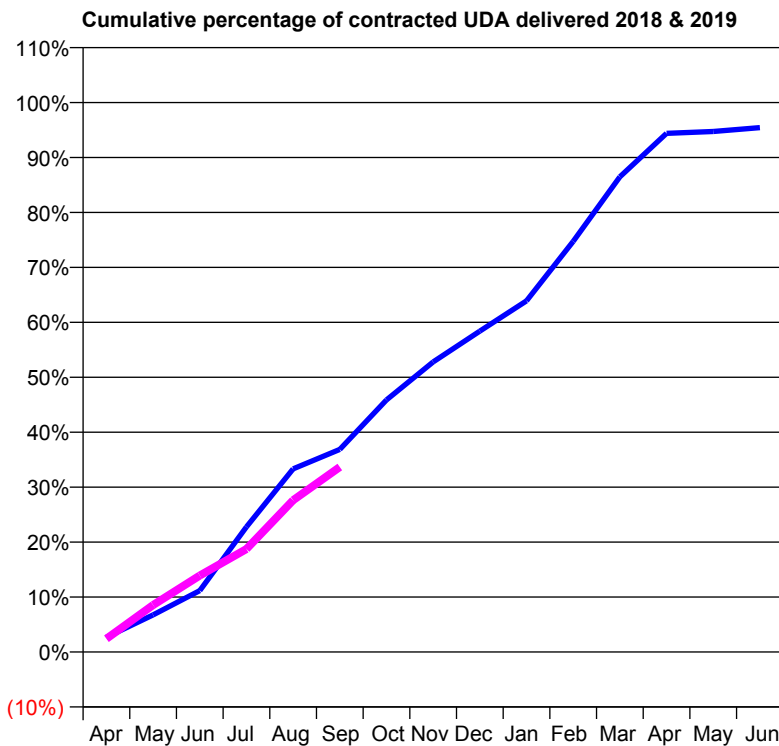
18/19 Contracted general activity (UDA)	7,615
Carry forward general activity (UDA)	0
18/19 Contracted orthodontic activity (UOA)	0
Carry forward orthodontic activity (UOA)	0
Baseline contract value	£226,998.15

ACCESS*

Patients seen in 24 months	Total	Change since previous quarter
Quarter ending September 2017	2,111	
Quarter ending December 2017	2,126	→
Quarter ending March 2018	2,100	↓
Quarter ending June 2018	2,077	↓
Quarter ending September 2018	2,048	↓
Variance since September 2017	(3.0%)	↓



ACTIVITY



Month	Adjusted Scheduled Activity (UDA)	
	2018	2019
April	205	184
May	515	652
June	850	1,060
July	1,735	1,428
August	2,539	2,103
September	2,809	2,563
October	3,494	
November	4,021	
December	4,447	
January	4,866	
February	5,690	
March	6,586	
April	7,187	
May	7,213	
June	7,268	

QUALITY

	Quantity	Base Number	Contract	AT	Region	England
% of FP17s for the same patient ID Re-attending within 3 months - Children	37	307	12.1%	9.2%	11.4%	11.6%
% of FP17s for the same patient ID Re-attending within 3 months - Adults	166	1,213	13.7%	12.5%	15.0%	15.5%
% of FP17s for the same patient ID Re-attending between 3 & 9 months - Children	200	307	65.1%	59.3%	59.9%	58.8%
% of FP17s for the same patient ID Re-attending between 3 & 9 months - Adults	742	1,213	61.2%	50.7%	52.0%	51.1%
% of FP17s for Band 1 Urgent Courses	62	1,299	4.8%	7.0%	8.0%	9.0%
% of FP17s Relating to Free Repair or Replacements	7	1,299	0.5%	0.8%	0.8%	0.8%
% of FP17s Relating to Continuations	20	1,299	1.5%	1.0%	0.9%	0.9%
% of Patients satisfied with the dentistry they have received	2	2	N/A	93.7%	93.5%	93.3%
% of Patients satisfied with the time they had to wait for an appointment	2	2	N/A	92.2%	89.1%	88.9%

* This is based on patients treated on this contract for their most recent course of treatment. Figures in italics indicate the base number of FP17s or Patient Questionnaire responses are less than 100. N/A is shown where the base number of responses is less than 10 during the period. % is calculated as Quantity/Base number*100

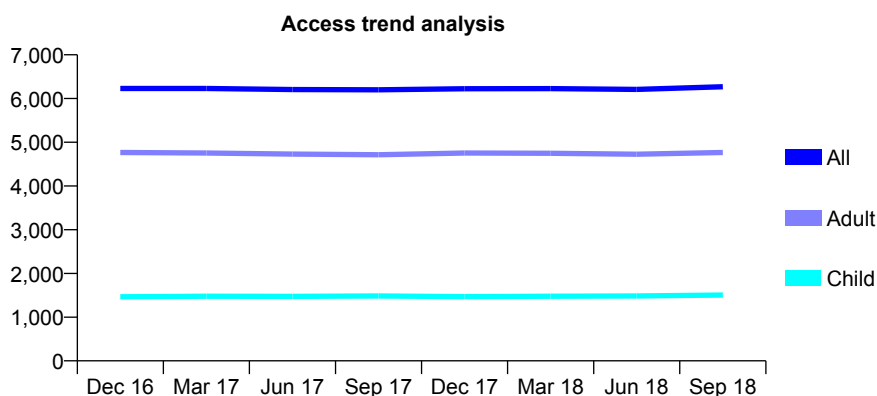
Q53 - Vital Signs At a Glance Contract Report for 781142/0001 - September 2018

Name or company name	MR A KACHHALA
Contract type name	GDS Contract
Purpose of contract	General
Contract start date	01/04/2009
Contract end date	

18/19 Contracted general activity (UDA)	18,442
Carry forward general activity (UDA)	79
18/19 Contracted orthodontic activity (UOA)	0
Carry forward orthodontic activity (UOA)	0
Baseline contract value	£439,997.46

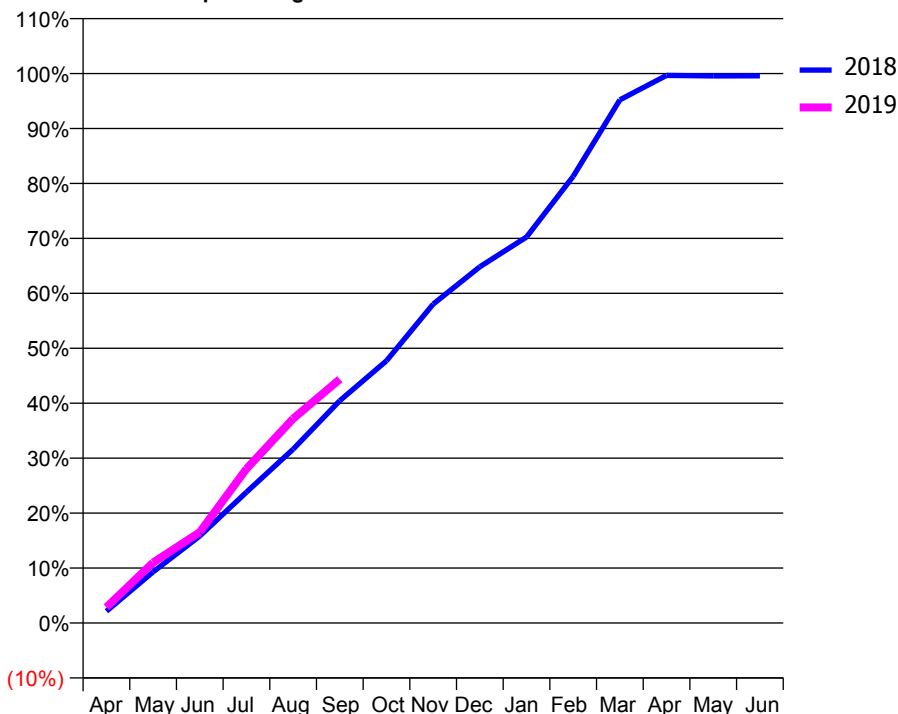
ACCESS*

Patients seen in 24 months	Total	Change since previous quarter
Quarter ending September 2017	6,198	
Quarter ending December 2017	6,224	→
Quarter ending March 2018	6,227	→
Quarter ending June 2018	6,209	→
Quarter ending September 2018	6,271	→
Variance since September 2017	1.2%	→



ACTIVITY

Cumulative percentage of contracted UDA delivered 2018 & 2019



Adjusted Scheduled Activity (UDA)

Month	2018	2019
April	395	530
May	1,716	2,029
June	2,918	3,050
July	4,393	5,178
August	5,836	6,857
September	7,463	8,184
October	8,799	
November	10,701	
December	11,954	
January	12,956	
February	14,989	
March	17,561	
April	18,379	
May	18,361	
June	18,362	

QUALITY

	Quantity	Base Number	Contract	AT	Region	England
% of FP17s for the same patient ID Re-attending within 3 months - Children	81	1,286	6.3%	9.2%	11.4%	11.6%
% of FP17s for the same patient ID Re-attending within 3 months - Adults	292	2,995	9.7%	12.5%	15.0%	15.5%
% of FP17s for the same patient ID Re-attending between 3 & 9 months - Children	884	1,286	68.7%	59.3%	59.9%	58.8%
% of FP17s for the same patient ID Re-attending between 3 & 9 months - Adults	1,443	2,995	48.2%	50.7%	52.0%	51.1%
% of FP17s for Band 1 Urgent Courses	171	3,959	4.3%	7.0%	8.0%	9.0%
% of FP17s Relating to Free Repair or Replacements	31	3,959	0.8%	0.8%	0.8%	0.8%
% of FP17s Relating to Continuations	11	3,959	0.3%	1.0%	0.9%	0.9%
% of Patients satisfied with the dentistry they have received	4	6	N/A	93.7%	93.5%	93.3%
% of Patients satisfied with the time they had to wait for an appointment	6	6	N/A	92.2%	89.1%	88.9%

* This is based on patients treated on this contract for their most recent course of treatment. Figures in italics indicate the base number of FP17s or Patient Questionnaire responses are less than 100. N/A is shown where the base number of responses is less than 10 during the period. % is calculated as Quantity/Base number*100

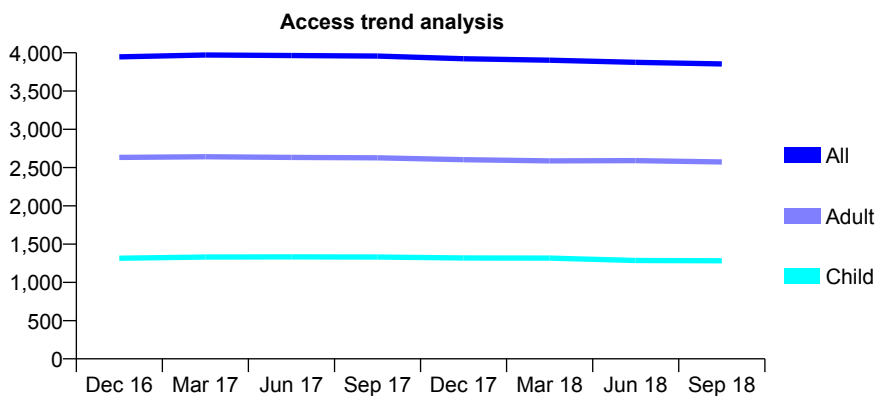
Q53 - Vital Signs At a Glance Contract Report for 782041/0001 - September 2018

Name or company name	MS S MESTRY
Contract type name	GDS Contract
Purpose of contract	General
Contract start date	31/07/2006
Contract end date	

18/19 Contracted general activity (UDA)	10,848
Carry forward general activity (UDA)	7
18/19 Contracted orthodontic activity (UOA)	0
Carry forward orthodontic activity (UOA)	0
Baseline contract value	£269,408.73

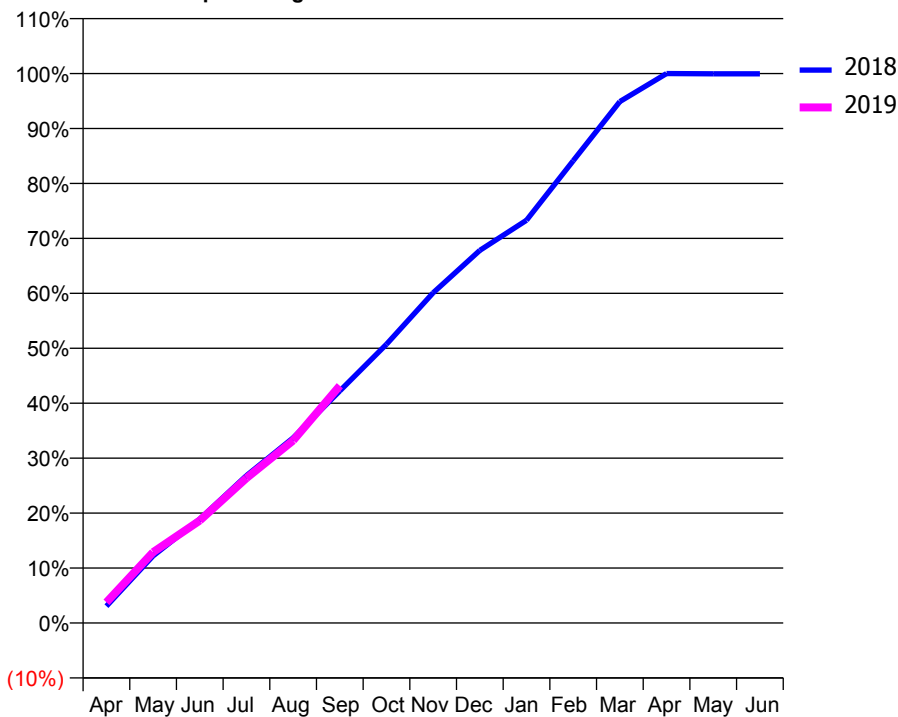
ACCESS*

Patients seen in 24 months	Total	Change since previous quarter
Quarter ending September 2017	3,957	
Quarter ending December 2017	3,922	→
Quarter ending March 2018	3,904	→
Quarter ending June 2018	3,875	→
Quarter ending September 2018	3,855	→
Variance since September 2017	(2.6%)	↓



ACTIVITY

Cumulative percentage of contracted UDA delivered 2018 & 2019



Adjusted Scheduled Activity (UDA)

Month	2018	2019
April	333	409
May	1,324	1,398
June	2,051	2,023
July	2,911	2,859
August	3,656	3,602
September	4,581	4,684
October	5,503	
November	6,518	
December	7,356	
January	7,952	
February	9,125	
March	10,295	
April	10,848	
May	10,843	
June	10,841	

QUALITY

	Quantity	Base Number	Contract	AT	Region	England
% of FP17s for the same patient ID Re-attending within 3 months - Children	53	832	6.4%	9.2%	11.4%	11.6%
% of FP17s for the same patient ID Re-attending within 3 months - Adults	240	1,599	15.0%	12.5%	15.0%	15.5%
% of FP17s for the same patient ID Re-attending between 3 & 9 months - Children	492	832	59.1%	59.3%	59.9%	58.8%
% of FP17s for the same patient ID Re-attending between 3 & 9 months - Adults	717	1,599	44.8%	50.7%	52.0%	51.1%
% of FP17s for Band 1 Urgent Courses	148	1,989	7.4%	7.0%	8.0%	9.0%
% of FP17s Relating to Free Repair or Replacements	22	1,989	1.1%	0.8%	0.8%	0.8%
% of FP17s Relating to Continuations	8	1,989	0.4%	1.0%	0.9%	0.9%
% of Patients satisfied with the dentistry they have received	1	1	N/A	93.7%	93.5%	93.3%
% of Patients satisfied with the time they had to wait for an appointment	1	1	N/A	92.2%	89.1%	88.9%

* This is based on patients treated on this contract for their most recent course of treatment. Figures in italics indicate the base number of FP17s or Patient Questionnaire responses are less than 100. N/A is shown where the base number of responses is less than 10 during the period. % is calculated as Quantity/Base number*100

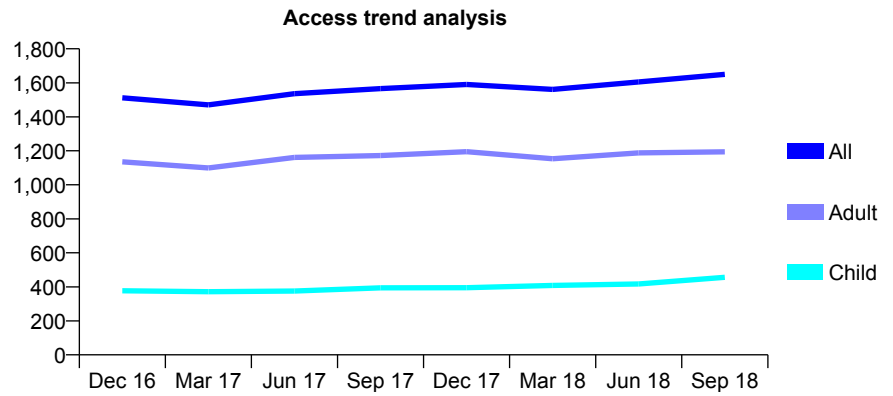
Q53 - Vital Signs At a Glance Contract Report for 794643/0002 - September 2018

Name or company name	MR W SIDHU
Contract type name	GDS Contract
Purpose of contract	General and Orthodontic
Contract start date	03/01/2012
Contract end date	

18/19 Contracted general activity (UDA)	6,301
Carry forward general activity (UDA)	0
18/19 Contracted orthodontic activity (UOA)	51
Carry forward orthodontic activity (UOA)	0
Baseline contract value	£160,600.76

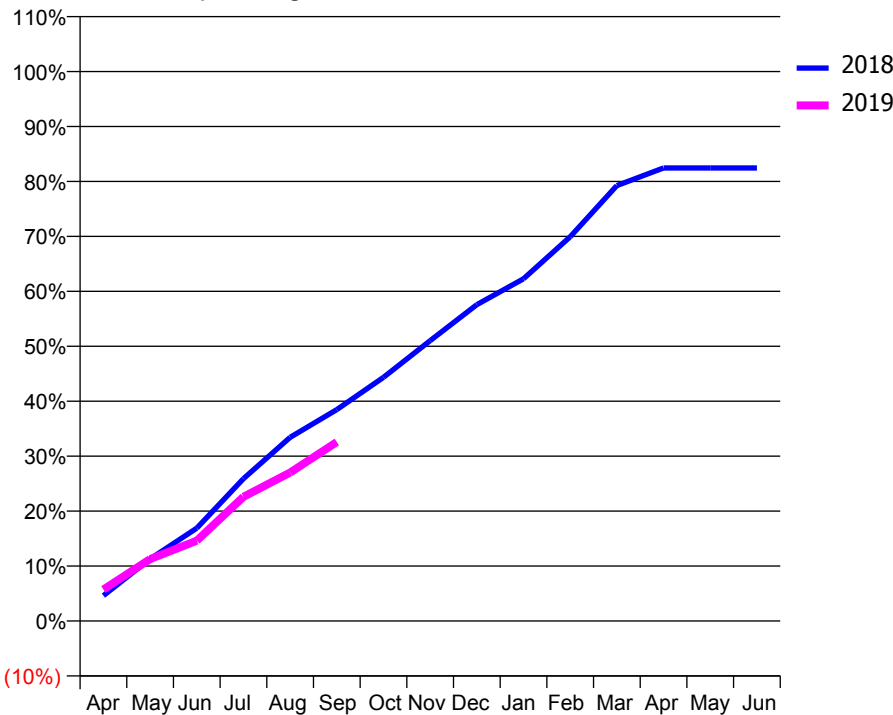
ACCESS*

Patients seen in 24 months	Total	Change since previous quarter
Quarter ending September 2017	1,566	
Quarter ending December 2017	1,590	→
Quarter ending March 2018	1,561	↓
Quarter ending June 2018	1,605	↑
Quarter ending September 2018	1,650	↑
Variance since September 2017	5.4%	↑



ACTIVITY

Cumulative percentage of contracted UDA delivered 2018 & 2019



Month	Adjusted Scheduled Activity (UDA)	
	2018	2019
April	291	361
May	711	710
June	1,065	921
July	1,632	1,424
August	2,106	1,702
September	2,425	2,053
October	2,795	
November	3,215	
December	3,627	
January	3,924	
February	4,406	
March	4,993	
April	5,195	
May	5,195	
June	5,195	

QUALITY

	Quantity	Base Number	Contract	AT	Region	England
% of FP17s for the same patient ID Re-attending within 3 months - Children	16	264	6.1%	9.2%	11.4%	11.6%
% of FP17s for the same patient ID Re-attending within 3 months - Adults	50	534	9.4%	12.5%	15.0%	15.5%
% of FP17s for the same patient ID Re-attending between 3 & 9 months - Children	114	264	43.2%	59.3%	59.9%	58.8%
% of FP17s for the same patient ID Re-attending between 3 & 9 months - Adults	179	534	33.5%	50.7%	52.0%	51.1%
% of FP17s for Band 1 Urgent Courses	0	737	0.0%	7.0%	8.0%	9.0%
% of FP17s Relating to Free Repair or Replacements	0	737	0.0%	0.8%	0.8%	0.8%
% of FP17s Relating to Continuations	0	737	0.0%	1.0%	0.9%	0.9%
% of Patients satisfied with the dentistry they have received	2	2	N/A	93.7%	93.5%	93.3%
% of Patients satisfied with the time they had to wait for an appointment	2	2	N/A	92.2%	89.1%	88.9%

* This is based on patients treated on this contract for their most recent course of treatment. Figures in italics indicate the base number of FP17s or Patient Questionnaire responses are less than 100. N/A is shown where the base number of responses is less than 10 during the period. % is calculated as Quantity/Base number*100

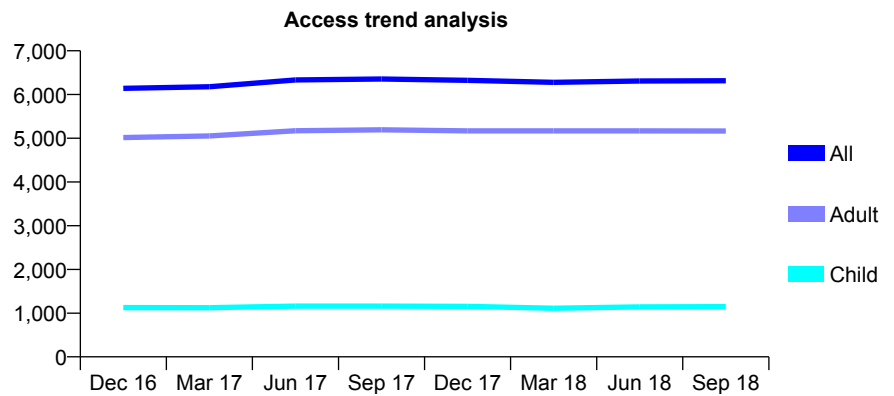
Q53 - Vital Signs At a Glance Contract Report for 814113/0001 - September 2018

Name or company name	MR RA ARROWSMITH
Contract type name	GDS Contract
Purpose of contract	General
Contract start date	01/04/2006
Contract end date	

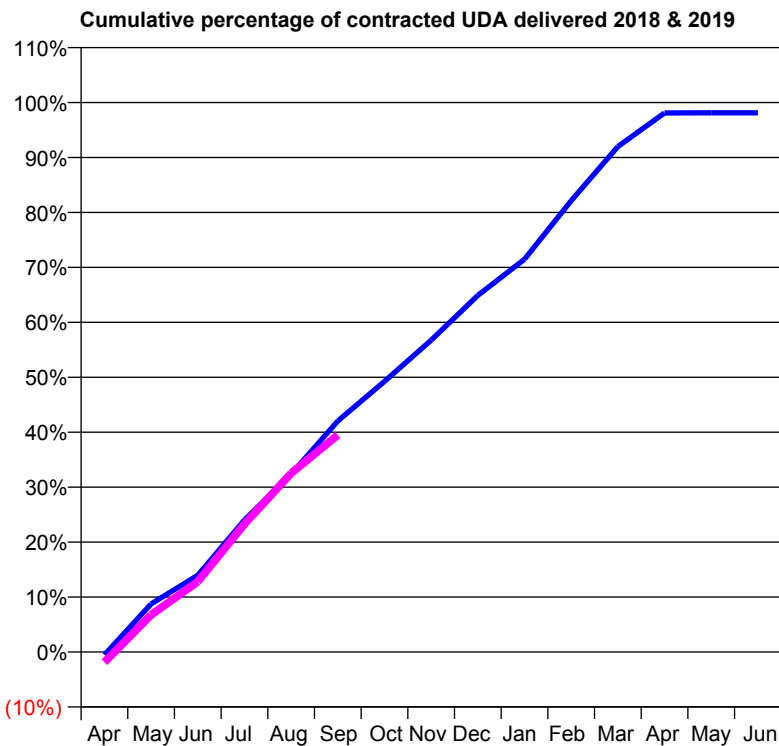
18/19 Contracted general activity (UDA)	12,778
Carry forward general activity (UDA)	240
18/19 Contracted orthodontic activity (UOA)	0
Carry forward orthodontic activity (UOA)	0
Baseline contract value	£369,884.04

ACCESS*

Patients seen in 24 months	Total	Change since previous quarter
Quarter ending September 2017	6,354	
Quarter ending December 2017	6,323	→
Quarter ending March 2018	6,278	→
Quarter ending June 2018	6,310	→
Quarter ending September 2018	6,314	→
Variance since September 2017	(0.6%)	→



ACTIVITY



Month	Adjusted Scheduled Activity (UDA)	
	2018	2019
April	-69	-240
May	1,119	863
June	1,784	1,636
July	3,069	2,974
August	4,136	4,157
September	5,372	5,046
October	6,294	
November	7,251	
December	8,293	
January	9,135	
February	10,495	
March	11,754	
April	12,536	
May	12,539	
June	12,538	

QUALITY

	Quantity	Base Number	Contract	AT	Region	England
% of FP17s for the same patient ID Re-attending within 3 months - Children	29	777	3.7%	9.2%	11.4%	11.6%
% of FP17s for the same patient ID Re-attending within 3 months - Adults	278	3,272	8.5%	12.5%	15.0%	15.5%
% of FP17s for the same patient ID Re-attending between 3 & 9 months - Children	352	777	45.3%	59.3%	59.9%	58.8%
% of FP17s for the same patient ID Re-attending between 3 & 9 months - Adults	1,401	3,272	42.8%	50.7%	52.0%	51.1%
% of FP17s for Band 1 Urgent Courses	181	3,100	5.8%	7.0%	8.0%	9.0%
% of FP17s Relating to Free Repair or Replacements	10	3,100	0.3%	0.8%	0.8%	0.8%
% of FP17s Relating to Continuations	19	3,100	0.6%	1.0%	0.9%	0.9%
% of Patients satisfied with the dentistry they have received	8	8	N/A	93.7%	93.5%	93.3%
% of Patients satisfied with the time they had to wait for an appointment	7	8	N/A	92.2%	89.1%	88.9%

* This is based on patients treated on this contract for their most recent course of treatment. Figures in italics indicate the base number of FP17s or Patient Questionnaire responses are less than 100. N/A is shown where the base number of responses is less than 10 during the period. % is calculated as Quantity/Base number*100

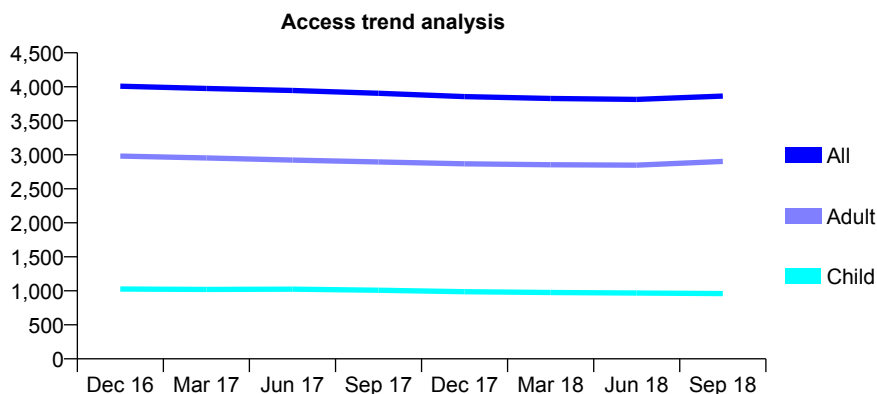
Q53 - Vital Signs At a Glance Contract Report for 817066/0001 - September 2018

Name or company name	MR PR VICKERY
Contract type name	GDS Contract
Purpose of contract	General
Contract start date	01/04/2006
Contract end date	

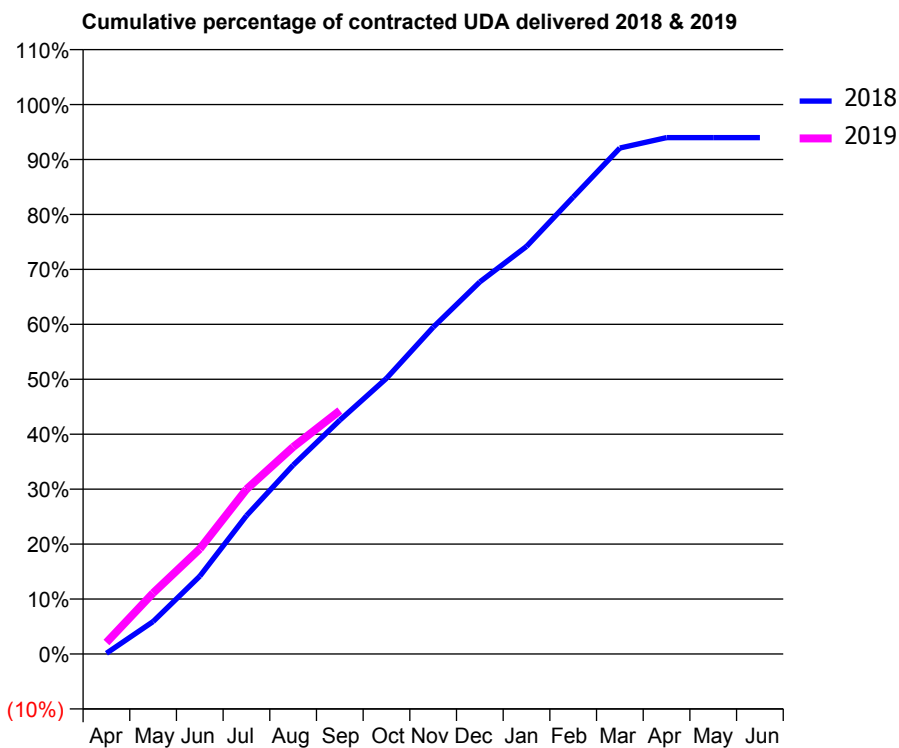
18/19 Contracted general activity (UDA)	16,087
Carry forward general activity (UDA)	0
18/19 Contracted orthodontic activity (UOA)	0
Carry forward orthodontic activity (UOA)	0
Baseline contract value	£403,067.49

ACCESS*

Patients seen in 24 months	Total	Change since previous quarter
Quarter ending September 2017	3,904	
Quarter ending December 2017	3,855	↓
Quarter ending March 2018	3,829	→
Quarter ending June 2018	3,815	→
Quarter ending September 2018	3,863	→
Variance since September 2017	(1.1%)	↓



ACTIVITY



Month	Adjusted Scheduled Activity (UDA)	
	2018	2019
April	21	339
May	950	1,787
June	2,277	3,080
July	4,052	4,822
August	5,528	6,059
September	6,844	7,128
October	8,070	
November	9,566	
December	10,893	
January	11,933	
February	13,376	
March	14,815	
April	15,116	
May	15,118	
June	15,119	

QUALITY

	Quantity	Base Number	Contract	AT	Region	England
% of FP17s for the same patient ID Re-attending within 3 months - Children	65	905	7.2%	9.2%	11.4%	11.6%
% of FP17s for the same patient ID Re-attending within 3 months - Adults	373	2,474	15.1%	12.5%	15.0%	15.5%
% of FP17s for the same patient ID Re-attending between 3 & 9 months - Children	588	905	65.0%	59.3%	59.9%	58.8%
% of FP17s for the same patient ID Re-attending between 3 & 9 months - Adults	1,568	2,474	63.4%	50.7%	52.0%	51.1%
% of FP17s for Band 1 Urgent Courses	188	3,233	5.8%	7.0%	8.0%	9.0%
% of FP17s Relating to Free Repair or Replacements	16	3,233	0.5%	0.8%	0.8%	0.8%
% of FP17s Relating to Continuations	50	3,233	1.5%	1.0%	0.9%	0.9%
% of Patients satisfied with the dentistry they have received	3	3	N/A	93.7%	93.5%	93.3%
% of Patients satisfied with the time they had to wait for an appointment	3	3	N/A	92.2%	89.1%	88.9%

* This is based on patients treated on this contract for their most recent course of treatment. Figures in italics indicate the base number of FP17s or Patient Questionnaire responses are less than 100. N/A is shown where the base number of responses is less than 10 during the period. % is calculated as Quantity/Base number*100

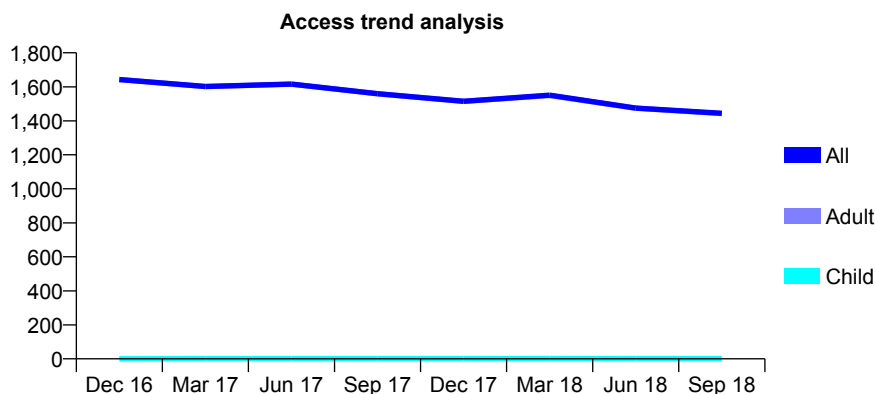
Q53 - Vital Signs At a Glance Contract Report for 819166/0001 - September 2018

Name or company name	MRS CA HARRINGTON
Contract type name	GDS Contract
Purpose of contract	General
Contract start date	18/09/2006
Contract end date	

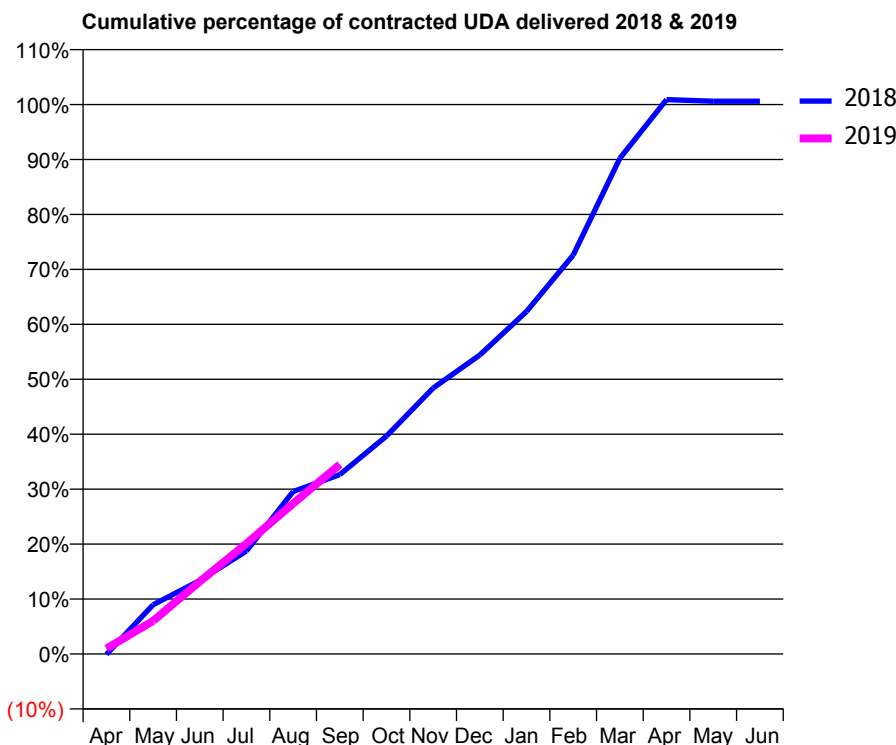
18/19 Contracted general activity (UDA)	4,264
Carry forward general activity (UDA)	-26
18/19 Contracted orthodontic activity (UOA)	0
Carry forward orthodontic activity (UOA)	0
Baseline contract value	£117,725.12

ACCESS*

Patients seen in 24 months	Total	Change since previous quarter
Quarter ending September 2017	1,560	
Quarter ending December 2017	1,515	↓
Quarter ending March 2018	1,551	↑
Quarter ending June 2018	1,475	↓
Quarter ending September 2018	1,444	↓
Variance since September 2017	(7.4%)	↓



ACTIVITY



Month	Adjusted Scheduled Activity (UDA)	
	2018	2019
April	-4	42
May	383	257
June	571	563
July	800	857
August	1,261	1,168
September	1,392	1,471
October	1,691	
November	2,064	
December	2,321	
January	2,658	
February	3,095	
March	3,847	
April	4,302	
May	4,290	
June	4,290	

QUALITY

	Quantity	Base Number	Contract	AT	Region	England
% of FP17s for the same patient ID Re-attending within 3 months - Children	0	0	N/A	9.2%	11.4%	11.6%
% of FP17s for the same patient ID Re-attending within 3 months - Adults	66	595	11.1%	12.5%	15.0%	15.5%
% of FP17s for the same patient ID Re-attending between 3 & 9 months - Children	0	0	N/A	59.3%	59.9%	58.8%
% of FP17s for the same patient ID Re-attending between 3 & 9 months - Adults	274	595	46.1%	50.7%	52.0%	51.1%
% of FP17s for Band 1 Urgent Courses	63	478	13.2%	7.0%	8.0%	9.0%
% of FP17s Relating to Free Repair or Replacements	2	478	0.4%	0.8%	0.8%	0.8%
% of FP17s Relating to Continuations	0	478	0.0%	1.0%	0.9%	0.9%
% of Patients satisfied with the dentistry they have received	0	1	N/A	93.7%	93.5%	93.3%
% of Patients satisfied with the time they had to wait for an appointment	1	1	N/A	92.2%	89.1%	88.9%

* This is based on patients treated on this contract for their most recent course of treatment. Figures in italics indicate the base number of FP17s or Patient Questionnaire responses are less than 100. N/A is shown where the base number of responses is less than 10 during the period. % is calculated as Quantity/Base number*100

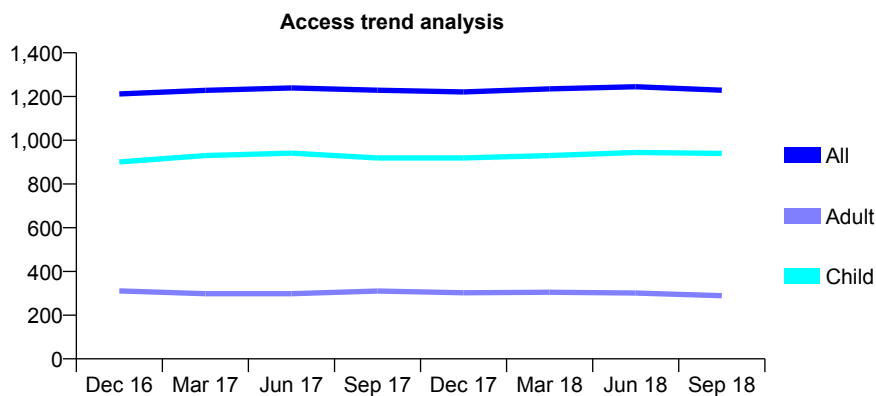
Q53 - Vital Signs At a Glance Contract Report for 825212/0004 - September 2018

Name or company name	MR D DALBY
Contract type name	GDS Contract
Purpose of contract	General
Contract start date	01/08/2012
Contract end date	

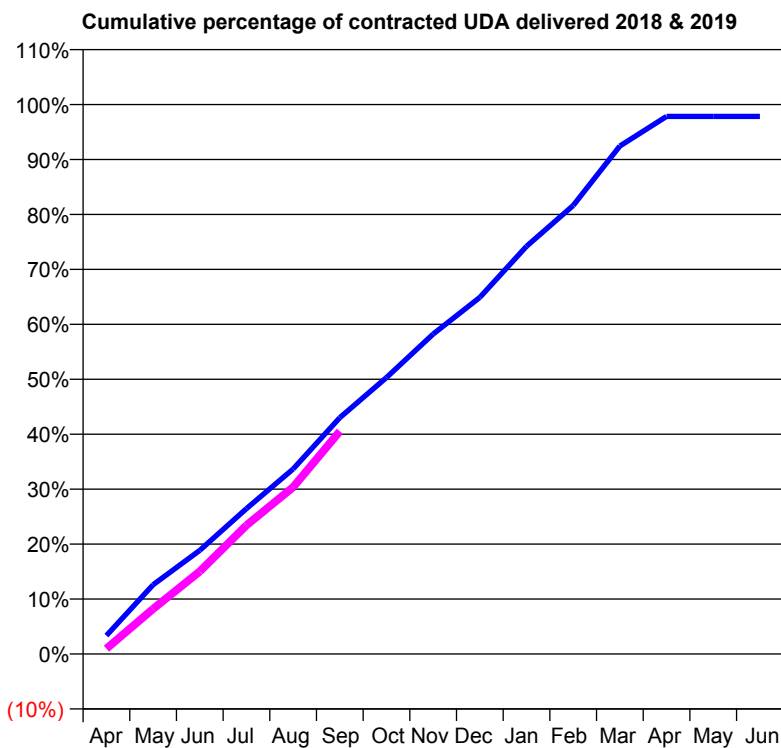
18/19 Contracted general activity (UDA)	2,200
Carry forward general activity (UDA)	47
18/19 Contracted orthodontic activity (UOA)	0
Carry forward orthodontic activity (UOA)	0
Baseline contract value	£64,636.09

ACCESS*

Patients seen in 24 months	Total	Change since previous quarter
Quarter ending September 2017	1,229	
Quarter ending December 2017	1,221	→
Quarter ending March 2018	1,235	→
Quarter ending June 2018	1,245	→
Quarter ending September 2018	1,229	↓
Variance since September 2017	0.0%	→



ACTIVITY



Adjusted Scheduled Activity (UDA)		
Month	2018	2019
April	74	22
May	277	181
June	415	331
July	582	516
August	741	668
September	946	892
October	1,107	
November	1,281	
December	1,428	
January	1,632	
February	1,796	
March	2,034	
April	2,152	
May	2,152	
June	2,152	

QUALITY

	Quantity	Base Number	Contract	AT	Region	England
% of FP17s for the same patient ID Re-attending within 3 months - Children	73	742	9.8%	9.2%	11.4%	11.6%
% of FP17s for the same patient ID Re-attending within 3 months - Adults	7	117	6.0%	12.5%	15.0%	15.5%
% of FP17s for the same patient ID Re-attending between 3 & 9 months - Children	409	742	55.1%	59.3%	59.9%	58.8%
% of FP17s for the same patient ID Re-attending between 3 & 9 months - Adults	51	117	43.6%	50.7%	52.0%	51.1%
% of FP17s for Band 1 Urgent Courses	29	767	3.8%	7.0%	8.0%	9.0%
% of FP17s Relating to Free Repair or Replacements	0	767	0.0%	0.8%	0.8%	0.8%
% of FP17s Relating to Continuations	8	767	1.0%	1.0%	0.9%	0.9%
% of Patients satisfied with the dentistry they have received	0	0	N/A	93.7%	93.5%	93.3%
% of Patients satisfied with the time they had to wait for an appointment	0	0	N/A	92.2%	89.1%	88.9%

* This is based on patients treated on this contract for their most recent course of treatment. Figures in italics indicate the base number of FP17s or Patient Questionnaire responses are less than 100. N/A is shown where the base number of responses is less than 10 during the period. % is calculated as Quantity/Base number*100

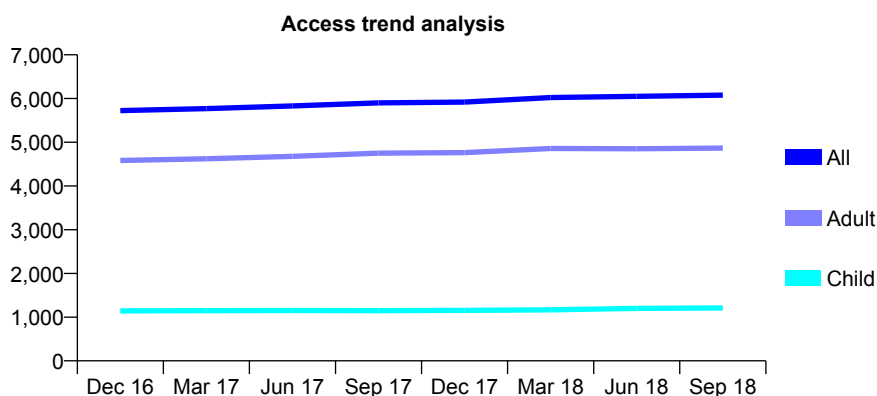
Q53 - Vital Signs At a Glance Contract Report for 831662/0001 - September 2018

Name or company name	MR SJ THOMAS
Contract type name	GDS Contract
Purpose of contract	General
Contract start date	01/04/2006
Contract end date	

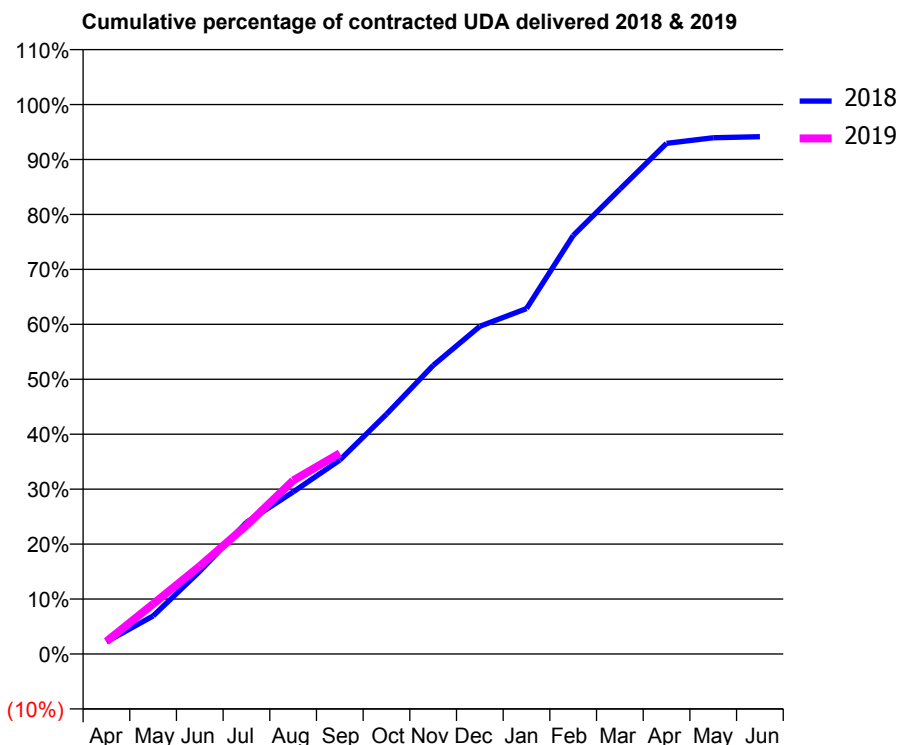
18/19 Contracted general activity (UDA)	18,115
Carry forward general activity (UDA)	0
18/19 Contracted orthodontic activity (UOA)	0
Carry forward orthodontic activity (UOA)	0
Baseline contract value	£524,336.28

ACCESS*

Patients seen in 24 months	Total	Change since previous quarter
Quarter ending September 2017	5,899	
Quarter ending December 2017	5,918	→
Quarter ending March 2018	6,023	→
Quarter ending June 2018	6,051	→
Quarter ending September 2018	6,076	→
Variance since September 2017	3.0%	↑



ACTIVITY



Month	Adjusted Scheduled Activity (UDA)	
	2018	2019
April	401	415
May	1,256	1,651
June	2,726	2,900
July	4,342	4,238
August	5,344	5,723
September	6,393	6,618
October	7,906	
November	9,514	
December	10,805	
January	11,388	
February	13,797	
March	15,324	
April	16,835	
May	17,020	
June	17,056	

QUALITY

	Quantity	Base Number	Contract	AT	Region	England
% of FP17s for the same patient ID Re-attending within 3 months - Children	54	865	6.2%	9.2%	11.4%	11.6%
% of FP17s for the same patient ID Re-attending within 3 months - Adults	405	2,954	13.7%	12.5%	15.0%	15.5%
% of FP17s for the same patient ID Re-attending between 3 & 9 months - Children	525	865	60.7%	59.3%	59.9%	58.8%
% of FP17s for the same patient ID Re-attending between 3 & 9 months - Adults	1,043	2,954	35.3%	50.7%	52.0%	51.1%
% of FP17s for Band 1 Urgent Courses	253	3,381	7.5%	7.0%	8.0%	9.0%
% of FP17s Relating to Free Repair or Replacements	33	3,381	1.0%	0.8%	0.8%	0.8%
% of FP17s Relating to Continuations	83	3,381	2.5%	1.0%	0.9%	0.9%
% of Patients satisfied with the dentistry they have received	5	5	N/A	93.7%	93.5%	93.3%
% of Patients satisfied with the time they had to wait for an appointment	5	5	N/A	92.2%	89.1%	88.9%

* This is based on patients treated on this contract for their most recent course of treatment. Figures in italics indicate the base number of FP17s or Patient Questionnaire responses are less than 100. N/A is shown where the base number of responses is less than 10 during the period. % is calculated as Quantity/Base number*100

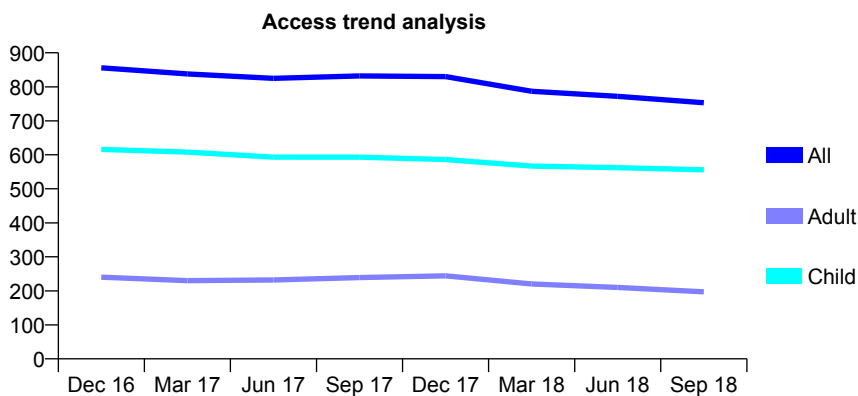
Q53 - Vital Signs At a Glance Contract Report for 835765/0001 - September 2018

Name or company name	MISS P WILKES
Contract type name	GDS Contract
Purpose of contract	General
Contract start date	01/08/2008
Contract end date	

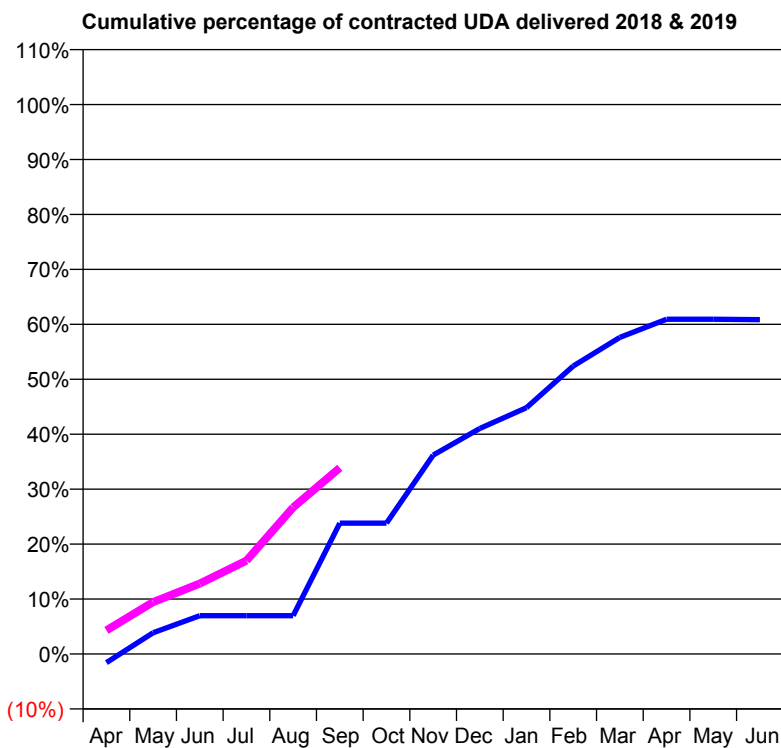
18/19 Contracted general activity (UDA)	1,750
Carry forward general activity (UDA)	0
18/19 Contracted orthodontic activity (UOA)	0
Carry forward orthodontic activity (UOA)	0
Baseline contract value	£40,691.15

ACCESS*

Patients seen in 24 months	Total	Change since previous quarter
Quarter ending September 2017	832	
Quarter ending December 2017	830	→
Quarter ending March 2018	787	↓
Quarter ending June 2018	772	↓
Quarter ending September 2018	753	↓
Variance since September 2017	(9.5%)	↓



ACTIVITY



Month	Adjusted Scheduled Activity (UDA)	
	2018	2019
April	-28	75
May	68	165
June	122	224
July	122	297
August	122	467
September	417	593
October	417	
November	633	
December	718	
January	785	
February	917	
March	1,008	
April	1,066	
May	1,066	
June	1,065	

QUALITY

	Quantity	Base Number	Contract	AT	Region	England
% of FP17s for the same patient ID Re-attending within 3 months - Children	29	409	7.1%	9.2%	11.4%	11.6%
% of FP17s for the same patient ID Re-attending within 3 months - Adults	6	92	6.5%	12.5%	15.0%	15.5%
% of FP17s for the same patient ID Re-attending between 3 & 9 months - Children	256	409	62.6%	59.3%	59.9%	58.8%
% of FP17s for the same patient ID Re-attending between 3 & 9 months - Adults	61	92	66.3%	50.7%	52.0%	51.1%
% of FP17s for Band 1 Urgent Courses	16	456	3.5%	7.0%	8.0%	9.0%
% of FP17s Relating to Free Repair or Replacements	0	456	0.0%	0.8%	0.8%	0.8%
% of FP17s Relating to Continuations	6	456	1.3%	1.0%	0.9%	0.9%
% of Patients satisfied with the dentistry they have received	0	0	N/A	93.7%	93.5%	93.3%
% of Patients satisfied with the time they had to wait for an appointment	0	0	N/A	92.2%	89.1%	88.9%

* This is based on patients treated on this contract for their most recent course of treatment. Figures in italics indicate the base number of FP17s or Patient Questionnaire responses are less than 100. N/A is shown where the base number of responses is less than 10 during the period. % is calculated as Quantity/Base number*100

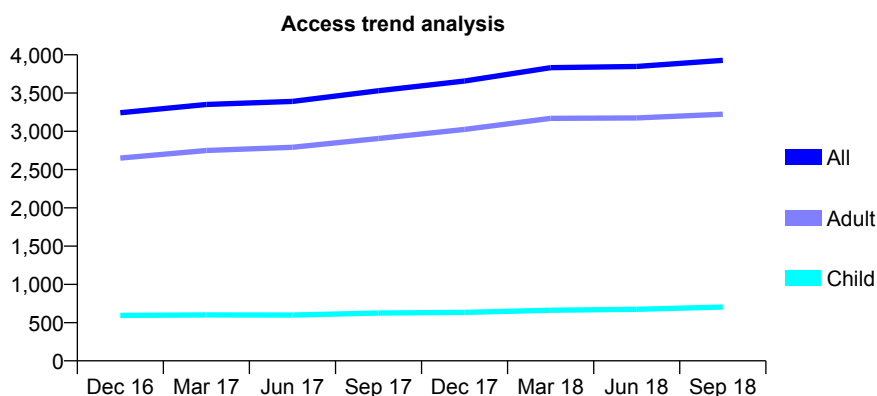
Q53 - Vital Signs At a Glance Contract Report for 836354/0001 - September 2018

Name or company name	MR SS HOTHI
Contract type name	GDS Contract
Purpose of contract	General
Contract start date	01/04/2006
Contract end date	

18/19 Contracted general activity (UDA)	11,116
Carry forward general activity (UDA)	20
18/19 Contracted orthodontic activity (UOA)	0
Carry forward orthodontic activity (UOA)	0
Baseline contract value	£331,377.71

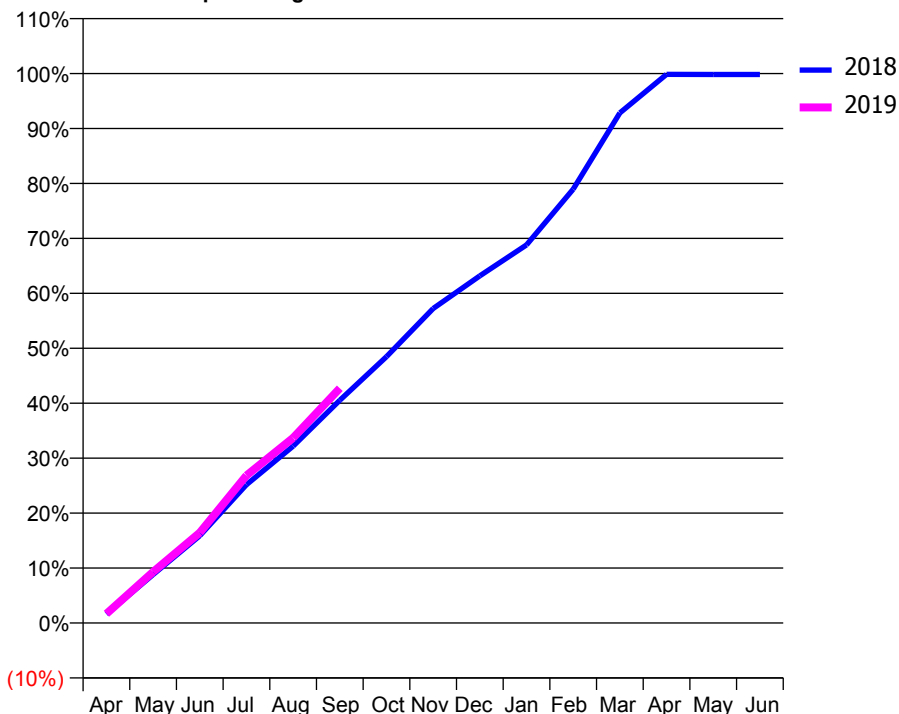
ACCESS*

Patients seen in 24 months	Total	Change since previous quarter
Quarter ending September 2017	3,531	
Quarter ending December 2017	3,657	↑
Quarter ending March 2018	3,832	↑
Quarter ending June 2018	3,848	→
Quarter ending September 2018	3,927	↑
Variance since September 2017	11.2%	↑



ACTIVITY

Cumulative percentage of contracted UDA delivered 2018 & 2019



Month	Adjusted Scheduled Activity (UDA)	
	2018	2019
April	180	189
May	979	1,035
June	1,765	1,828
July	2,799	2,986
August	3,577	3,747
September	4,506	4,749
October	5,389	
November	6,362	
December	7,024	
January	7,649	
February	8,776	
March	10,320	
April	11,098	
May	11,096	
June	11,096	

QUALITY

	Quantity	Base Number	Contract	AT	Region	England
% of FP17s for the same patient ID Re-attending within 3 months - Children	57	583	9.8%	9.2%	11.4%	11.6%
% of FP17s for the same patient ID Re-attending within 3 months - Adults	311	2,229	14.0%	12.5%	15.0%	15.5%
% of FP17s for the same patient ID Re-attending between 3 & 9 months - Children	352	583	60.4%	59.3%	59.9%	58.8%
% of FP17s for the same patient ID Re-attending between 3 & 9 months - Adults	1,153	2,229	51.7%	50.7%	52.0%	51.1%
% of FP17s for Band 1 Urgent Courses	129	2,514	5.1%	7.0%	8.0%	9.0%
% of FP17s Relating to Free Repair or Replacements	23	2,514	0.9%	0.8%	0.8%	0.8%
% of FP17s Relating to Continuations	2	2,514	0.1%	1.0%	0.9%	0.9%
% of Patients satisfied with the dentistry they have received	6	6	N/A	93.7%	93.5%	93.3%
% of Patients satisfied with the time they had to wait for an appointment	6	6	N/A	92.2%	89.1%	88.9%

* This is based on patients treated on this contract for their most recent course of treatment. Figures in italics indicate the base number of FP17s or Patient Questionnaire responses are less than 100. N/A is shown where the base number of responses is less than 10 during the period. % is calculated as Quantity/Base number*100

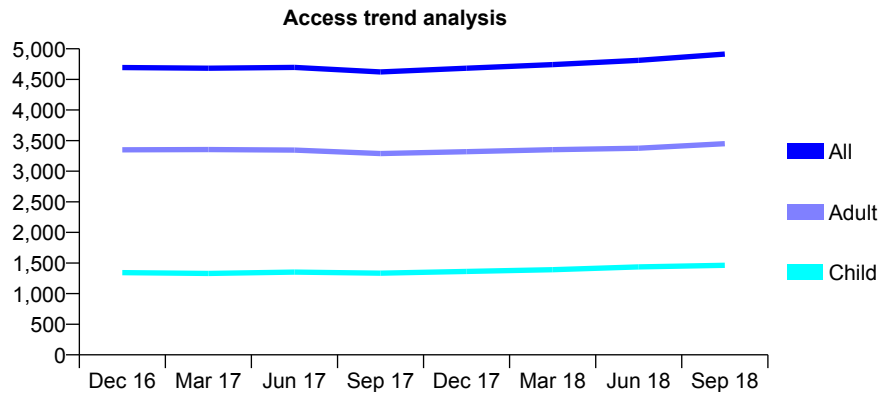
Q53 - Vital Signs At a Glance Contract Report for 841196/0001 - September 2018

Name or company name	MR A KAKAY AFSHARY
Contract type name	GDS Contract
Purpose of contract	General
Contract start date	01/04/2006
Contract end date	

18/19 Contracted general activity (UDA)	11,465
Carry forward general activity (UDA)	-54
18/19 Contracted orthodontic activity (UOA)	0
Carry forward orthodontic activity (UOA)	0
Baseline contract value	£348,075.58

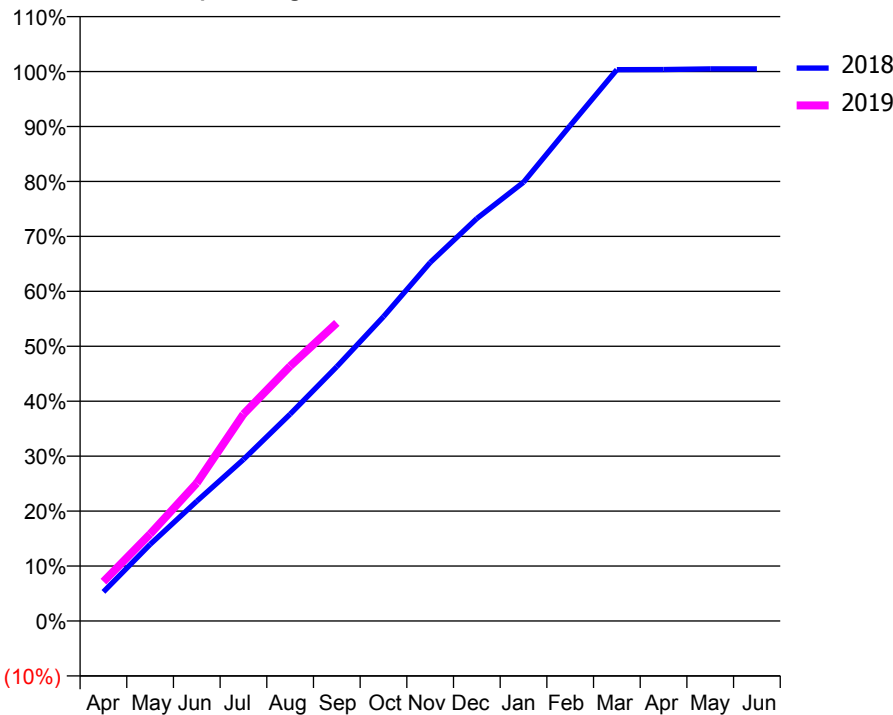
ACCESS*

Patients seen in 24 months	Total	Change since previous quarter
Quarter ending September 2017	4,623	
Quarter ending December 2017	4,683	→
Quarter ending March 2018	4,741	→
Quarter ending June 2018	4,811	→
Quarter ending September 2018	4,914	↑
Variance since September 2017	6.3%	↑



ACTIVITY

Cumulative percentage of contracted UDA delivered 2018 & 2019



Month	Adjusted Scheduled Activity (UDA)	
	2018	2019
April	609	823
May	1,599	1,814
June	2,500	2,878
July	3,370	4,317
August	4,316	5,319
September	5,306	6,218
October	6,351	
November	7,479	
December	8,397	
January	9,154	
February	10,336	
March	11,504	
April	11,507	
May	11,519	
June	11,519	

QUALITY

	Quantity	Base Number	Contract	AT	Region	England
% of FP17s for the same patient ID Re-attending within 3 months - Children	49	961	5.1%	9.2%	11.4%	11.6%
% of FP17s for the same patient ID Re-attending within 3 months - Adults	150	2,082	7.2%	12.5%	15.0%	15.5%
% of FP17s for the same patient ID Re-attending between 3 & 9 months - Children	519	961	54.0%	59.3%	59.9%	58.8%
% of FP17s for the same patient ID Re-attending between 3 & 9 months - Adults	1,072	2,082	51.5%	50.7%	52.0%	51.1%
% of FP17s for Band 1 Urgent Courses	27	3,017	0.9%	7.0%	8.0%	9.0%
% of FP17s Relating to Free Repair or Replacements	4	3,017	0.1%	0.8%	0.8%	0.8%
% of FP17s Relating to Continuations	1	3,017	0.0%	1.0%	0.9%	0.9%
% of Patients satisfied with the dentistry they have received	4	4	N/A	93.7%	93.5%	93.3%
% of Patients satisfied with the time they had to wait for an appointment	4	4	N/A	92.2%	89.1%	88.9%

* This is based on patients treated on this contract for their most recent course of treatment. Figures in italics indicate the base number of FP17s or Patient Questionnaire responses are less than 100. N/A is shown where the base number of responses is less than 10 during the period. % is calculated as Quantity/Base number*100

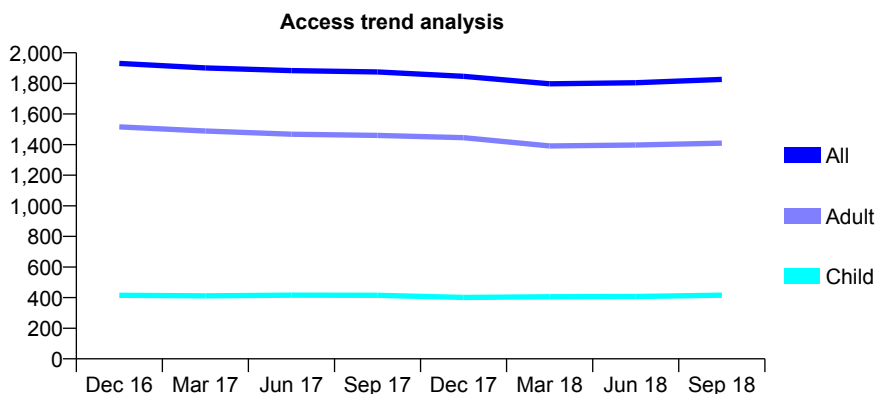
Q53 - Vital Signs At a Glance Contract Report for 841315/0003 - September 2018

Name or company name	MRS S BALKRISHNA
Contract type name	GDS Contract
Purpose of contract	General
Contract start date	01/04/2006
Contract end date	

18/19 Contracted general activity (UDA)	5,472
Carry forward general activity (UDA)	-73
18/19 Contracted orthodontic activity (UOA)	0
Carry forward orthodontic activity (UOA)	0
Baseline contract value	£129,830.26

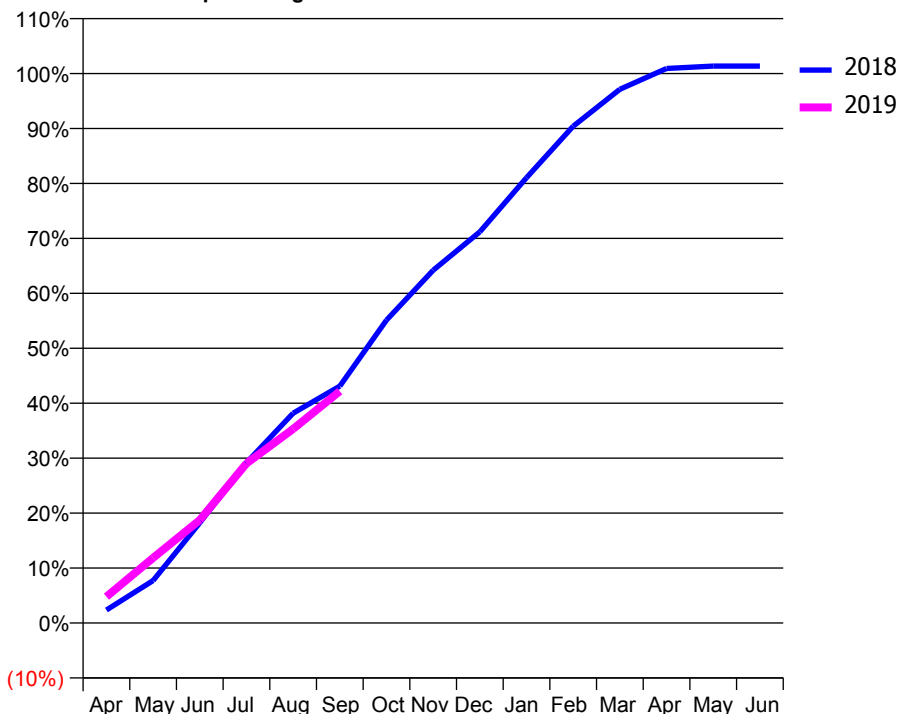
ACCESS*

Patients seen in 24 months	Total	Change since previous quarter
Quarter ending September 2017	1,875	
Quarter ending December 2017	1,846	↓
Quarter ending March 2018	1,797	↓
Quarter ending June 2018	1,804	→
Quarter ending September 2018	1,826	→
Variance since September 2017	(2.6%)	↓



ACTIVITY

Cumulative percentage of contracted UDA delivered 2018 & 2019



Adjusted Scheduled Activity (UDA)

Month	2018	2019
April	130	262
May	423	649
June	998	1,026
July	1,597	1,588
August	2,090	1,933
September	2,359	2,309
October	3,016	
November	3,513	
December	3,895	
January	4,435	
February	4,947	
March	5,315	
April	5,521	
May	5,545	
June	5,545	

QUALITY

	Quantity	Base Number	Contract	AT	Region	England
% of FP17s for the same patient ID Re-attending within 3 months - Children	18	278	6.5%	9.2%	11.4%	11.6%
% of FP17s for the same patient ID Re-attending within 3 months - Adults	119	897	13.3%	12.5%	15.0%	15.5%
% of FP17s for the same patient ID Re-attending between 3 & 9 months - Children	132	278	47.5%	59.3%	59.9%	58.8%
% of FP17s for the same patient ID Re-attending between 3 & 9 months - Adults	486	897	54.2%	50.7%	52.0%	51.1%
% of FP17s for Band 1 Urgent Courses	60	1,081	5.6%	7.0%	8.0%	9.0%
% of FP17s Relating to Free Repair or Replacements	8	1,081	0.7%	0.8%	0.8%	0.8%
% of FP17s Relating to Continuations	21	1,081	1.9%	1.0%	0.9%	0.9%
% of Patients satisfied with the dentistry they have received	2	2	N/A	93.7%	93.5%	93.3%
% of Patients satisfied with the time they had to wait for an appointment	1	2	N/A	92.2%	89.1%	88.9%

* This is based on patients treated on this contract for their most recent course of treatment. Figures in italics indicate the base number of FP17s or Patient Questionnaire responses are less than 100. N/A is shown where the base number of responses is less than 10 during the period. % is calculated as Quantity/Base number*100

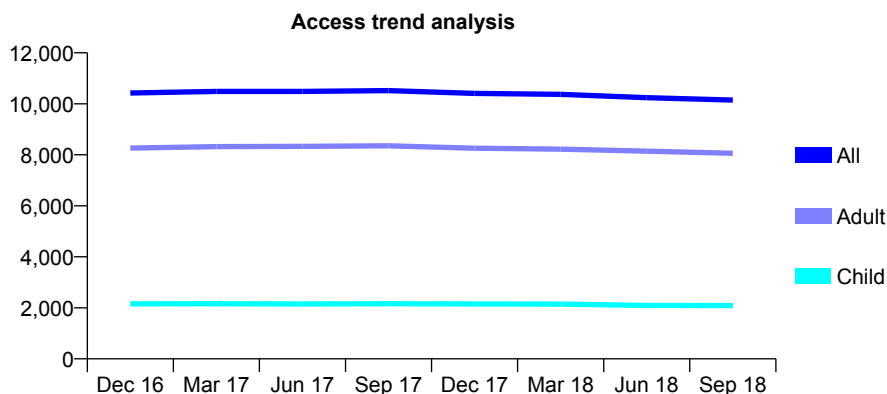
Q53 - Vital Signs At a Glance Contract Report for 847518/0001 - September 2018

Name or company name	MR KS SHOKER
Contract type name	GDS Contract
Purpose of contract	General
Contract start date	01/04/2006
Contract end date	

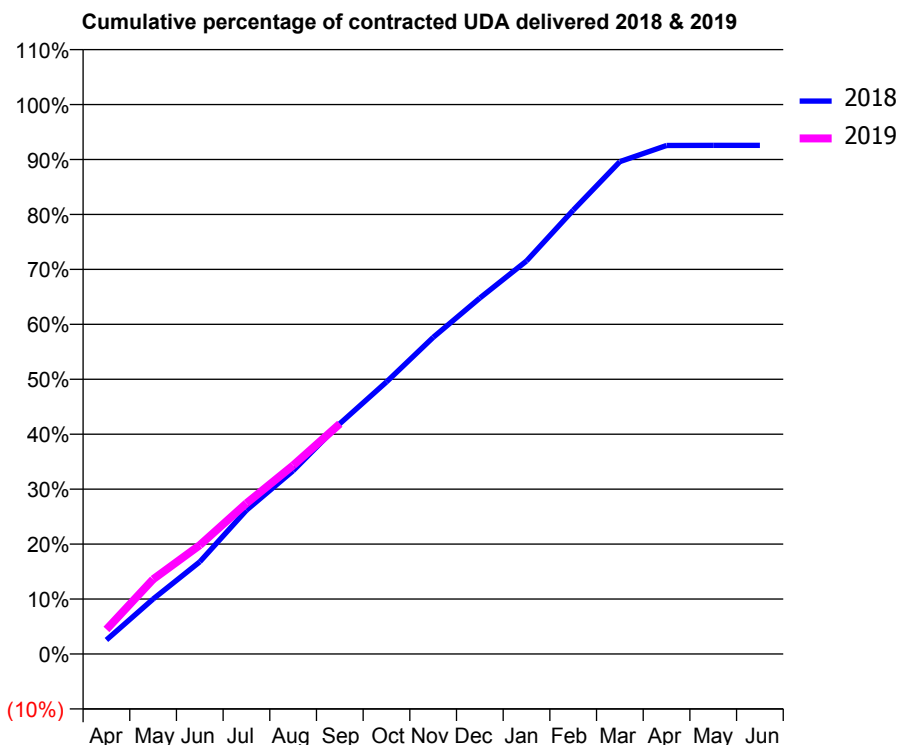
18/19 Contracted general activity (UDA)	25,422
Carry forward general activity (UDA)	0
18/19 Contracted orthodontic activity (UOA)	0
Carry forward orthodontic activity (UOA)	0
Baseline contract value	£674,442.85

ACCESS*

Patients seen in 24 months	Total	Change since previous quarter
Quarter ending September 2017	10,516	
Quarter ending December 2017	10,410	↓
Quarter ending March 2018	10,371	→
Quarter ending June 2018	10,239	↓
Quarter ending September 2018	10,147	→
Variance since September 2017	(3.5%)	↓



ACTIVITY



Month	Adjusted Scheduled Activity (UDA)	
	2018	2019
April	652	1,138
May	2,547	3,457
June	4,266	5,037
July	6,656	6,975
August	8,481	8,724
September	10,657	10,652
October	12,588	
November	14,648	
December	16,470	
January	18,185	
February	20,536	
March	22,780	
April	23,524	
May	23,534	
June	23,531	

QUALITY

	Quantity	Base Number	Contract	AT	Region	England
% of FP17s for the same patient ID Re-attending within 3 months - Children	122	1,385	8.8%	9.2%	11.4%	11.6%
% of FP17s for the same patient ID Re-attending within 3 months - Adults	581	4,618	12.6%	12.5%	15.0%	15.5%
% of FP17s for the same patient ID Re-attending between 3 & 9 months - Children	663	1,385	47.9%	59.3%	59.9%	58.8%
% of FP17s for the same patient ID Re-attending between 3 & 9 months - Adults	2,009	4,618	43.5%	50.7%	52.0%	51.1%
% of FP17s for Band 1 Urgent Courses	316	5,416	5.8%	7.0%	8.0%	9.0%
% of FP17s Relating to Free Repair or Replacements	36	5,416	0.7%	0.8%	0.8%	0.8%
% of FP17s Relating to Continuations	67	5,416	1.2%	1.0%	0.9%	0.9%
% of Patients satisfied with the dentistry they have received	9	10	90.0%	93.7%	93.5%	93.3%
% of Patients satisfied with the time they had to wait for an appointment	10	10	100.0%	92.2%	89.1%	88.9%

* This is based on patients treated on this contract for their most recent course of treatment. Figures in italics indicate the base number of FP17s or Patient Questionnaire responses are less than 100. N/A is shown where the base number of responses is less than 10 during the period. % is calculated as Quantity/Base number*100

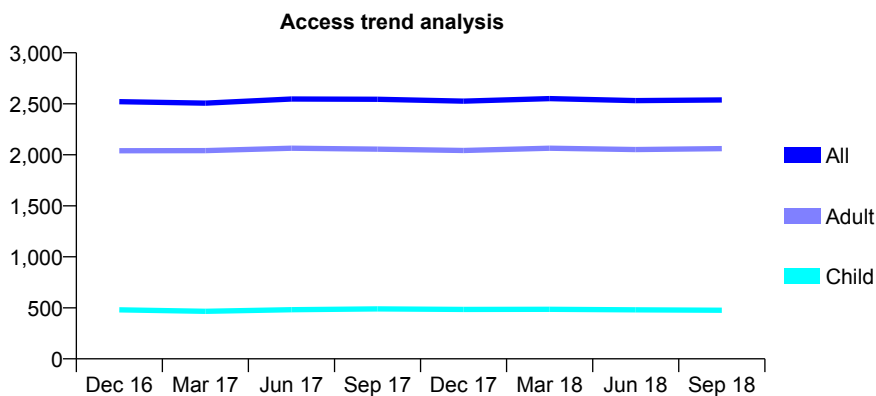
Q53 - Vital Signs At a Glance Contract Report for 848026/0001 - September 2018

Name or company name	MR GA MOEZZI
Contract type name	GDS Contract
Purpose of contract	General
Contract start date	01/04/2006
Contract end date	

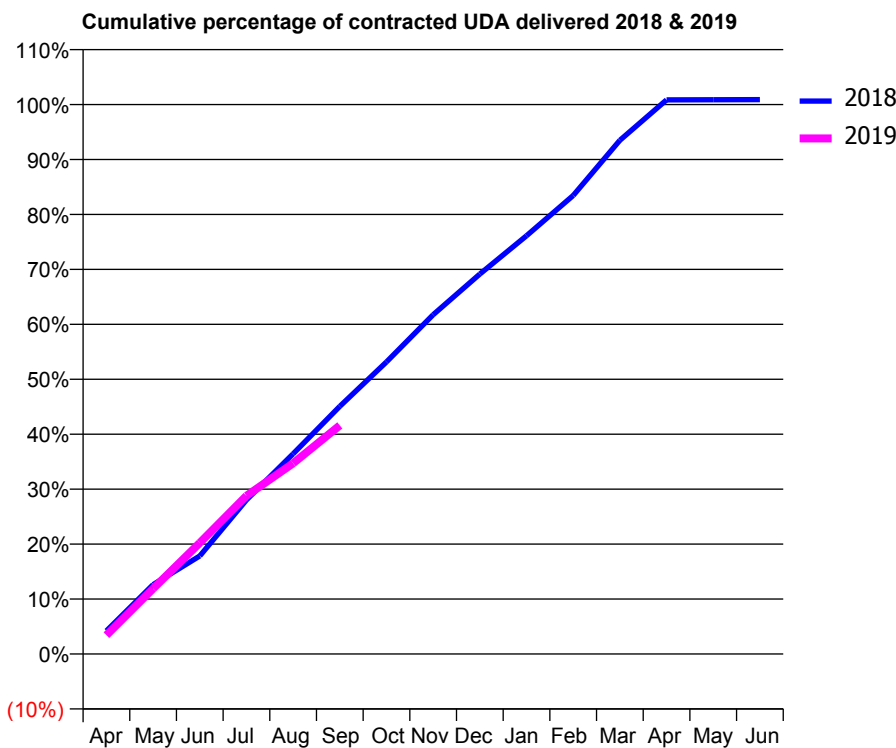
18/19 Contracted general activity (UDA)	7,468
Carry forward general activity (UDA)	-65
18/19 Contracted orthodontic activity (UOA)	0
Carry forward orthodontic activity (UOA)	0
Baseline contract value	£226,713.88

ACCESS*

Patients seen in 24 months	Total	Change since previous quarter
Quarter ending September 2017	2,544	
Quarter ending December 2017	2,526	→
Quarter ending March 2018	2,551	→
Quarter ending June 2018	2,532	→
Quarter ending September 2018	2,538	→
Variance since September 2017	(0.2%)	→



ACTIVITY



Month	Adjusted Scheduled Activity (UDA)	
	2018	2019
April	314	257
May	944	889
June	1,332	1,510
July	2,095	2,151
August	2,721	2,592
September	3,367	3,108
October	3,970	
November	4,611	
December	5,165	
January	5,685	
February	6,232	
March	6,981	
April	7,530	
May	7,533	
June	7,534	

QUALITY

	Quantity	Base Number	Contract	AT	Region	England
% of FP17s for the same patient ID Re-attending within 3 months - Children	23	377	6.1%	9.2%	11.4%	11.6%
% of FP17s for the same patient ID Re-attending within 3 months - Adults	116	1,162	10.0%	12.5%	15.0%	15.5%
% of FP17s for the same patient ID Re-attending between 3 & 9 months - Children	210	377	55.7%	59.3%	59.9%	58.8%
% of FP17s for the same patient ID Re-attending between 3 & 9 months - Adults	599	1,162	51.5%	50.7%	52.0%	51.1%
% of FP17s for Band 1 Urgent Courses	70	1,282	5.5%	7.0%	8.0%	9.0%
% of FP17s Relating to Free Repair or Replacements	3	1,282	0.2%	0.8%	0.8%	0.8%
% of FP17s Relating to Continuations	13	1,282	1.0%	1.0%	0.9%	0.9%
% of Patients satisfied with the dentistry they have received	2	2	N/A	93.7%	93.5%	93.3%
% of Patients satisfied with the time they had to wait for an appointment	2	2	N/A	92.2%	89.1%	88.9%

* This is based on patients treated on this contract for their most recent course of treatment. Figures in italics indicate the base number of FP17s or Patient Questionnaire responses are less than 100. N/A is shown where the base number of responses is less than 10 during the period. % is calculated as Quantity/Base number*100

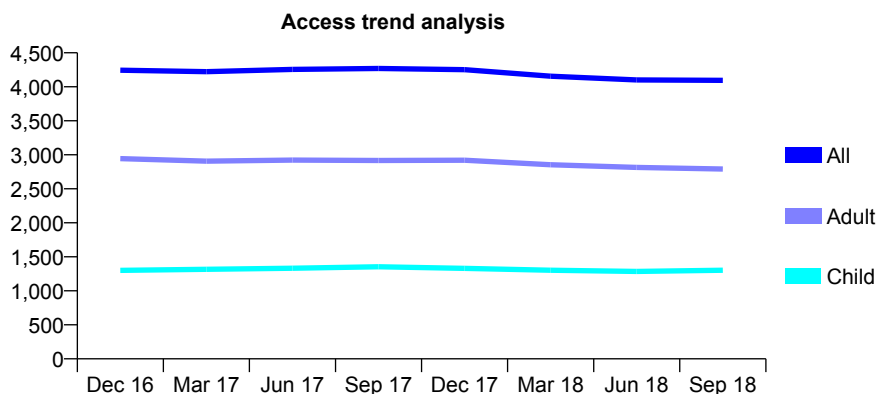
Q53 - Vital Signs At a Glance Contract Report for 852775/0001 - September 2018

Name or company name	MR F JAMALL
Contract type name	GDS Contract
Purpose of contract	General
Contract start date	01/04/2006
Contract end date	

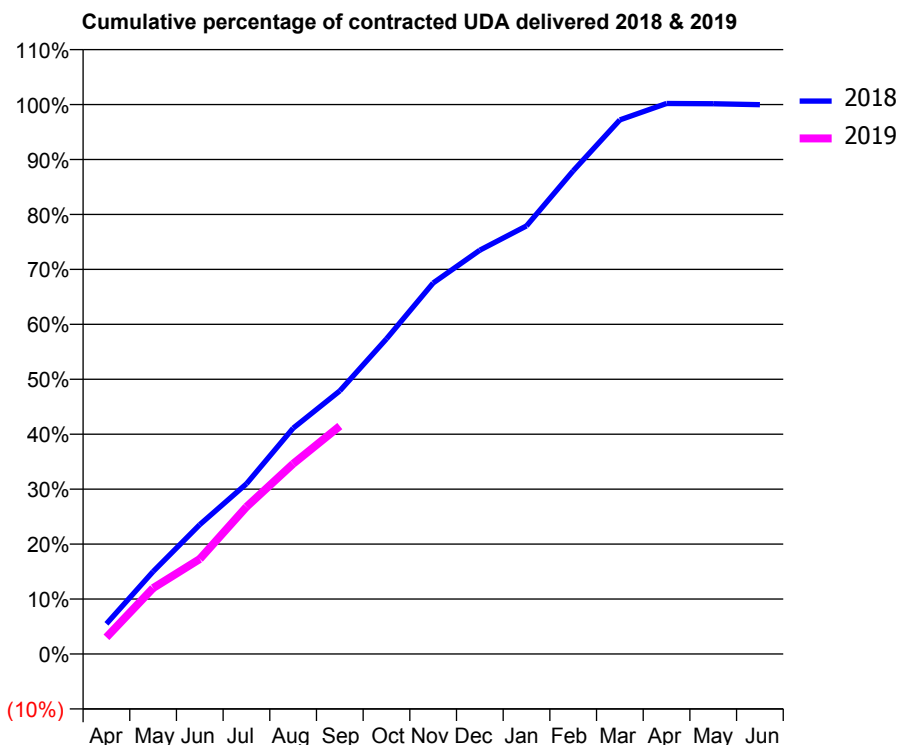
18/19 Contracted general activity (UDA)	10,157
Carry forward general activity (UDA)	2
18/19 Contracted orthodontic activity (UOA)	0
Carry forward orthodontic activity (UOA)	0
Baseline contract value	£301,951.53

ACCESS*

Patients seen in 24 months	Total	Change since previous quarter
Quarter ending September 2017	4,270	
Quarter ending December 2017	4,251	→
Quarter ending March 2018	4,155	↓
Quarter ending June 2018	4,100	↓
Quarter ending September 2018	4,095	→
Variance since September 2017	(4.1%)	↓



ACTIVITY



Month	Adjusted Scheduled Activity (UDA)	
	2018	2019
April	558	308
May	1,523	1,218
June	2,391	1,755
July	3,147	2,720
August	4,174	3,516
September	4,865	4,213
October	5,826	
November	6,859	
December	7,464	
January	7,913	
February	8,931	
March	9,872	
April	10,176	
May	10,172	
June	10,155	

QUALITY

	Quantity	Base Number	Contract	AT	Region	England
% of FP17s for the same patient ID Re-attending within 3 months - Children	95	1,056	9.0%	9.2%	11.4%	11.6%
% of FP17s for the same patient ID Re-attending within 3 months - Adults	148	1,693	8.7%	12.5%	15.0%	15.5%
% of FP17s for the same patient ID Re-attending between 3 & 9 months - Children	677	1,056	64.1%	59.3%	59.9%	58.8%
% of FP17s for the same patient ID Re-attending between 3 & 9 months - Adults	973	1,693	57.5%	50.7%	52.0%	51.1%
% of FP17s for Band 1 Urgent Courses	165	2,578	6.4%	7.0%	8.0%	9.0%
% of FP17s Relating to Free Repair or Replacements	27	2,578	1.0%	0.8%	0.8%	0.8%
% of FP17s Relating to Continuations	7	2,578	0.3%	1.0%	0.9%	0.9%
% of Patients satisfied with the dentistry they have received	5	5	N/A	93.7%	93.5%	93.3%
% of Patients satisfied with the time they had to wait for an appointment	5	5	N/A	92.2%	89.1%	88.9%

* This is based on patients treated on this contract for their most recent course of treatment. Figures in italics indicate the base number of FP17s or Patient Questionnaire responses are less than 100. N/A is shown where the base number of responses is less than 10 during the period. % is calculated as Quantity/Base number*100

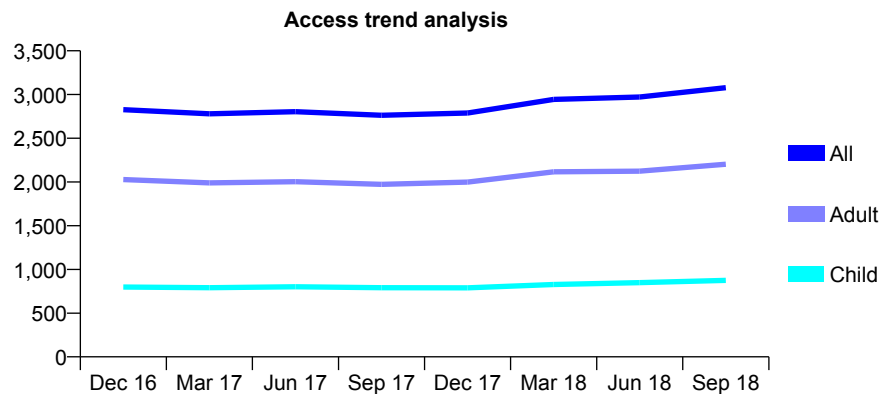
Q53 - Vital Signs At a Glance Contract Report for 852775/0003 - September 2018

Name or company name	Southam Dental Care.
Contract type name	GDS Contract
Purpose of contract	General
Contract start date	01/04/2009
Contract end date	

18/19 Contracted general activity (UDA)	8,000
Carry forward general activity (UDA)	0
18/19 Contracted orthodontic activity (UOA)	0
Carry forward orthodontic activity (UOA)	0
Baseline contract value	£217,398.94

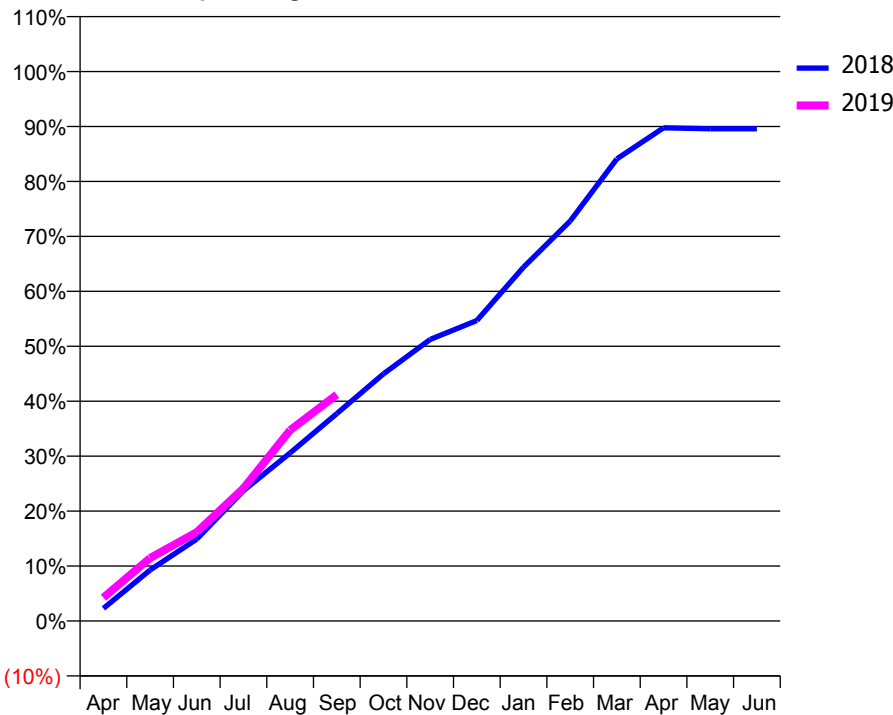
ACCESS*

Patients seen in 24 months	Total	Change since previous quarter
Quarter ending September 2017	2,762	
Quarter ending December 2017	2,788	→
Quarter ending March 2018	2,944	↑
Quarter ending June 2018	2,972	→
Quarter ending September 2018	3,078	↑
Variance since September 2017	11.4%	↑



ACTIVITY

Cumulative percentage of contracted UDA delivered 2018 & 2019



Month	Adjusted Scheduled Activity (UDA)	
	2018	2019
April	184	340
May	743	917
June	1,193	1,293
July	1,898	1,933
August	2,447	2,780
September	3,019	3,295
October	3,599	
November	4,100	
December	4,374	
January	5,151	
February	5,822	
March	6,728	
April	7,179	
May	7,167	
June	7,167	

QUALITY

	Quantity	Base Number	Contract	AT	Region	England
% of FP17s for the same patient ID Re-attending within 3 months - Children	52	729	7.1%	9.2%	11.4%	11.6%
% of FP17s for the same patient ID Re-attending within 3 months - Adults	161	1,567	10.3%	12.5%	15.0%	15.5%
% of FP17s for the same patient ID Re-attending between 3 & 9 months - Children	487	729	66.8%	59.3%	59.9%	58.8%
% of FP17s for the same patient ID Re-attending between 3 & 9 months - Adults	861	1,567	54.9%	50.7%	52.0%	51.1%
% of FP17s for Band 1 Urgent Courses	150	2,107	7.1%	7.0%	8.0%	9.0%
% of FP17s Relating to Free Repair or Replacements	14	2,107	0.7%	0.8%	0.8%	0.8%
% of FP17s Relating to Continuations	15	2,107	0.7%	1.0%	0.9%	0.9%
% of Patients satisfied with the dentistry they have received	3	3	N/A	93.7%	93.5%	93.3%
% of Patients satisfied with the time they had to wait for an appointment	3	3	N/A	92.2%	89.1%	88.9%

* This is based on patients treated on this contract for their most recent course of treatment. Figures in italics indicate the base number of FP17s or Patient Questionnaire responses are less than 100. N/A is shown where the base number of responses is less than 10 during the period. % is calculated as Quantity/Base number*100

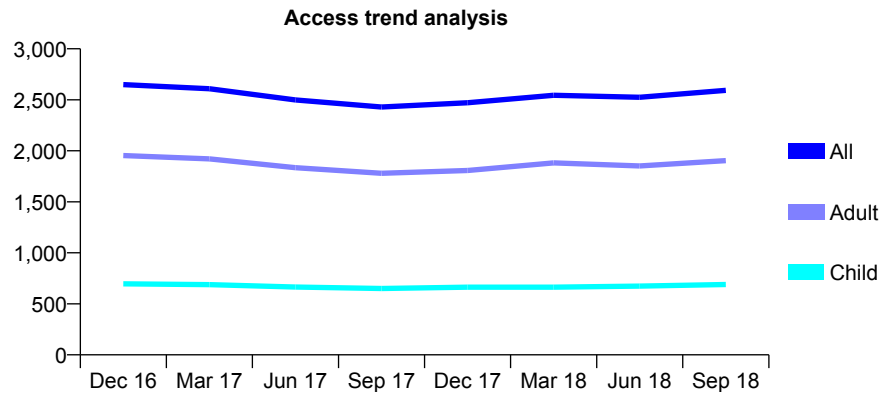
Q53 - Vital Signs At a Glance Contract Report for 852775/0004 - September 2018

Name or company name	MR F JAMALL
Contract type name	GDS Contract
Purpose of contract	General
Contract start date	26/04/2010
Contract end date	

18/19 Contracted general activity (UDA)	8,000
Carry forward general activity (UDA)	181
18/19 Contracted orthodontic activity (UOA)	0
Carry forward orthodontic activity (UOA)	0
Baseline contract value	£215,008.29

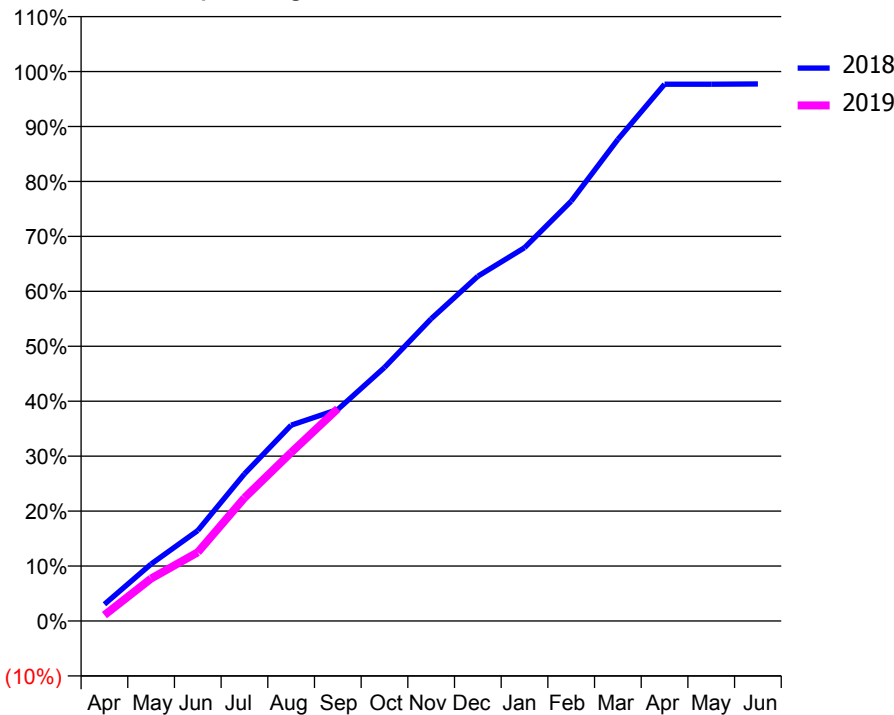
ACCESS*

Patients seen in 24 months	Total	Change since previous quarter
Quarter ending September 2017	2,430	
Quarter ending December 2017	2,471	→
Quarter ending March 2018	2,545	↑
Quarter ending June 2018	2,525	→
Quarter ending September 2018	2,593	↑
Variance since September 2017	6.7%	↑



ACTIVITY

Cumulative percentage of contracted UDA delivered 2018 & 2019



Month	Adjusted Scheduled Activity (UDA)	
	2018	2019
April	244	86
May	829	618
June	1,317	1,001
July	2,143	1,792
August	2,850	2,453
September	3,080	3,092
October	3,691	
November	4,400	
December	5,020	
January	5,435	
February	6,111	
March	7,011	
April	7,814	
May	7,814	
June	7,819	

QUALITY

	Quantity	Base Number	Contract	AT	Region	England
% of FP17s for the same patient ID Re-attending within 3 months - Children	24	486	4.9%	9.2%	11.4%	11.6%
% of FP17s for the same patient ID Re-attending within 3 months - Adults	150	1,241	12.1%	12.5%	15.0%	15.5%
% of FP17s for the same patient ID Re-attending between 3 & 9 months - Children	292	486	60.1%	59.3%	59.9%	58.8%
% of FP17s for the same patient ID Re-attending between 3 & 9 months - Adults	666	1,241	53.7%	50.7%	52.0%	51.1%
% of FP17s for Band 1 Urgent Courses	182	1,510	12.1%	7.0%	8.0%	9.0%
% of FP17s Relating to Free Repair or Replacements	16	1,510	1.1%	0.8%	0.8%	0.8%
% of FP17s Relating to Continuations	6	1,510	0.4%	1.0%	0.9%	0.9%
% of Patients satisfied with the dentistry they have received	4	4	N/A	93.7%	93.5%	93.3%
% of Patients satisfied with the time they had to wait for an appointment	4	4	N/A	92.2%	89.1%	88.9%

* This is based on patients treated on this contract for their most recent course of treatment. Figures in italics indicate the base number of FP17s or Patient Questionnaire responses are less than 100. N/A is shown where the base number of responses is less than 10 during the period. % is calculated as Quantity/Base number*100

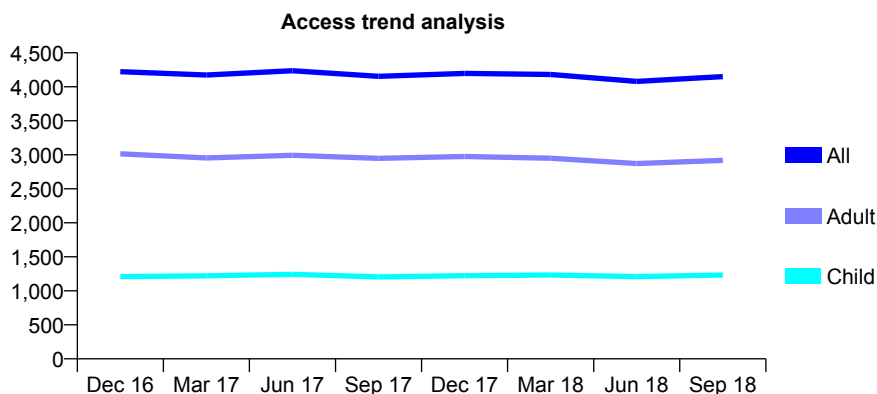
Q53 - Vital Signs At a Glance Contract Report for 857920/0001 - September 2018

Name or company name	MR B JAMAL
Contract type name	GDS Contract
Purpose of contract	General
Contract start date	01/04/2006
Contract end date	

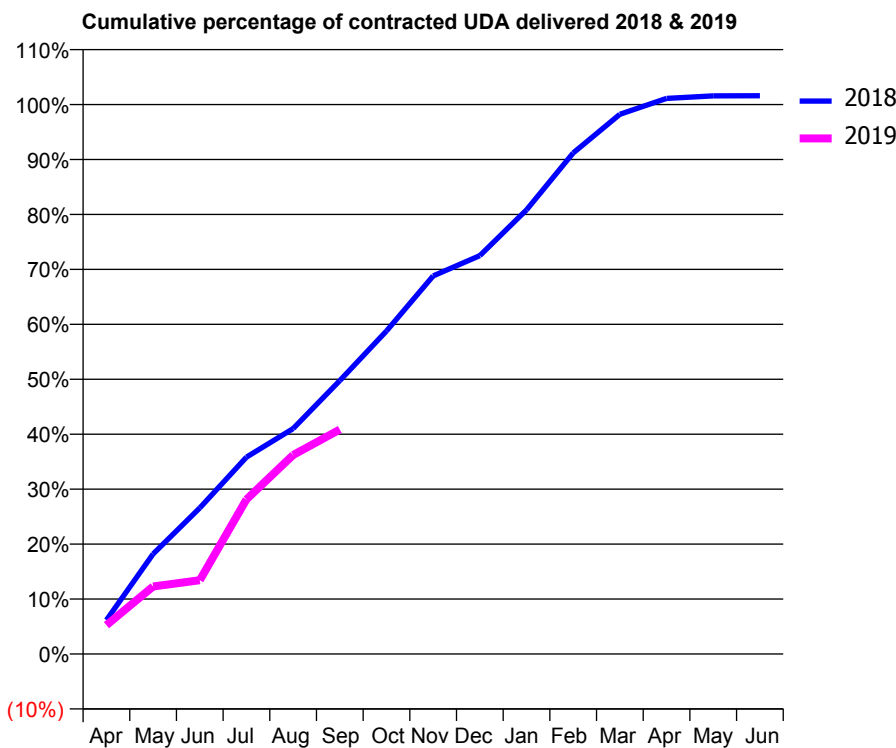
18/19 Contracted general activity (UDA)	11,646
Carry forward general activity (UDA)	-184
18/19 Contracted orthodontic activity (UOA)	0
Carry forward orthodontic activity (UOA)	0
Baseline contract value	£313,102.42

ACCESS*

Patients seen in 24 months	Total	Change since previous quarter
Quarter ending September 2017	4,153	
Quarter ending December 2017	4,198	→
Quarter ending March 2018	4,182	→
Quarter ending June 2018	4,080	↓
Quarter ending September 2018	4,150	→
Variance since September 2017	(0.1%)	→



ACTIVITY



Month	Adjusted Scheduled Activity (UDA)	
	2018	2019
April	719	611
May	2,120	1,432
June	3,096	1,565
July	4,173	3,276
August	4,778	4,219
September	5,794	4,758
October	6,847	
November	8,014	
December	8,442	
January	9,412	
February	10,619	
March	11,440	
April	11,776	
May	11,829	
June	11,830	

QUALITY

	Quantity	Base Number	Contract	AT	Region	England
% of FP17s for the same patient ID Re-attending within 3 months - Children	27	643	4.2%	9.2%	11.4%	11.6%
% of FP17s for the same patient ID Re-attending within 3 months - Adults	121	1,403	8.6%	12.5%	15.0%	15.5%
% of FP17s for the same patient ID Re-attending between 3 & 9 months - Children	280	643	43.5%	59.3%	59.9%	58.8%
% of FP17s for the same patient ID Re-attending between 3 & 9 months - Adults	613	1,403	43.7%	50.7%	52.0%	51.1%
% of FP17s for Band 1 Urgent Courses	151	1,874	8.1%	7.0%	8.0%	9.0%
% of FP17s Relating to Free Repair or Replacements	10	1,874	0.5%	0.8%	0.8%	0.8%
% of FP17s Relating to Continuations	7	1,874	0.4%	1.0%	0.9%	0.9%
% of Patients satisfied with the dentistry they have received	15	16	93.8%	93.7%	93.5%	93.3%
% of Patients satisfied with the time they had to wait for an appointment	14	16	87.5%	92.2%	89.1%	88.9%

* This is based on patients treated on this contract for their most recent course of treatment. Figures in italics indicate the base number of FP17s or Patient Questionnaire responses are less than 100. N/A is shown where the base number of responses is less than 10 during the period. % is calculated as Quantity/Base number*100

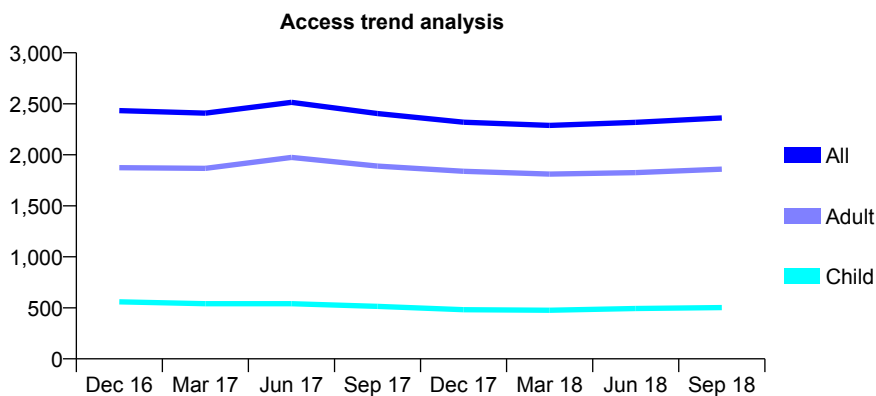
Q53 - Vital Signs At a Glance Contract Report for 898864/0001 - September 2018

Name or company name	MRS JA SMITH
Contract type name	GDS Contract
Purpose of contract	General
Contract start date	01/04/2006
Contract end date	

18/19 Contracted general activity (UDA)	9,472
Carry forward general activity (UDA)	0
18/19 Contracted orthodontic activity (UOA)	0
Carry forward orthodontic activity (UOA)	0
Baseline contract value	£237,500.81

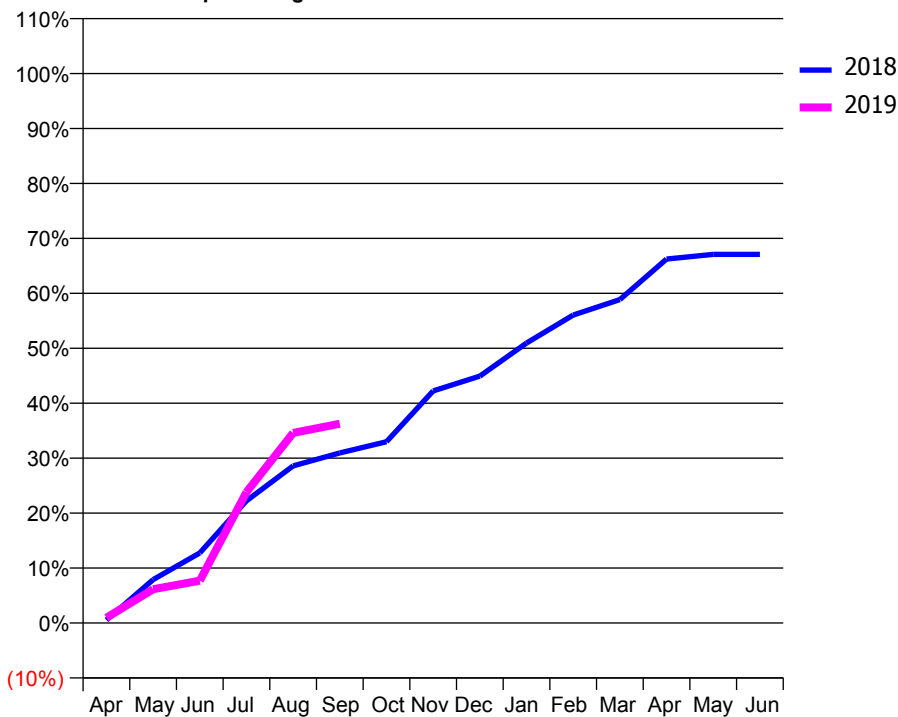
ACCESS*

Patients seen in 24 months	Total	Change since previous quarter
Quarter ending September 2017	2,405	
Quarter ending December 2017	2,320	↓
Quarter ending March 2018	2,288	↓
Quarter ending June 2018	2,318	→
Quarter ending September 2018	2,362	→
Variance since September 2017	(1.8%)	↓



ACTIVITY

Cumulative percentage of contracted UDA delivered 2018 & 2019



Adjusted Scheduled Activity (UDA)

Month	2018	2019
April	51	91
May	747	584
June	1,207	729
July	2,106	2,256
August	2,709	3,277
September	2,931	3,436
October	3,126	
November	4,000	
December	4,255	
January	4,827	
February	5,310	
March	5,574	
April	6,274	
May	6,355	
June	6,355	

QUALITY

	Quantity	Base Number	Contract	AT	Region	England
% of FP17s for the same patient ID Re-attending within 3 months - Children	77	552	13.9%	9.2%	11.4%	11.6%
% of FP17s for the same patient ID Re-attending within 3 months - Adults	217	1,224	17.7%	12.5%	15.0%	15.5%
% of FP17s for the same patient ID Re-attending between 3 & 9 months - Children	291	552	52.7%	59.3%	59.9%	58.8%
% of FP17s for the same patient ID Re-attending between 3 & 9 months - Adults	353	1,224	28.8%	50.7%	52.0%	51.1%
% of FP17s for Band 1 Urgent Courses	156	1,384	11.3%	7.0%	8.0%	9.0%
% of FP17s Relating to Free Repair or Replacements	5	1,384	0.4%	0.8%	0.8%	0.8%
% of FP17s Relating to Continuations	5	1,384	0.4%	1.0%	0.9%	0.9%
% of Patients satisfied with the dentistry they have received	2	2	N/A	93.7%	93.5%	93.3%
% of Patients satisfied with the time they had to wait for an appointment	2	2	N/A	92.2%	89.1%	88.9%

* This is based on patients treated on this contract for their most recent course of treatment. Figures in italics indicate the base number of FP17s or Patient Questionnaire responses are less than 100. N/A is shown where the base number of responses is less than 10 during the period. % is calculated as Quantity/Base number*100

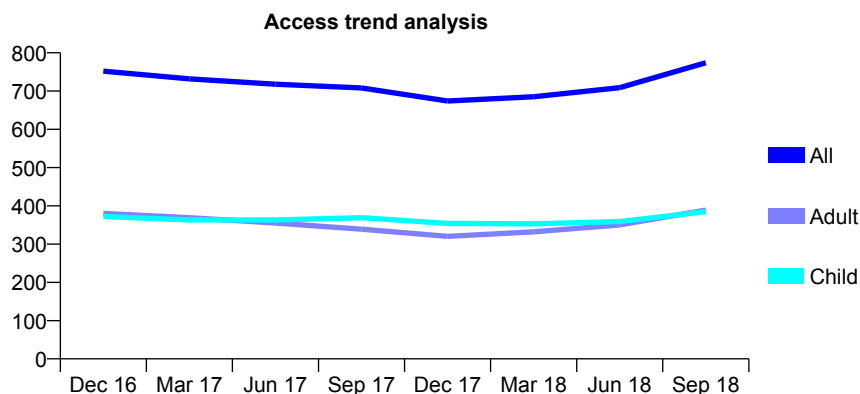
Q53 - Vital Signs At a Glance Contract Report for 905461/0001 - September 2018

Name or company name	Densmile Dental Care
Contract type name	GDS Contract
Purpose of contract	General
Contract start date	01/04/2006
Contract end date	

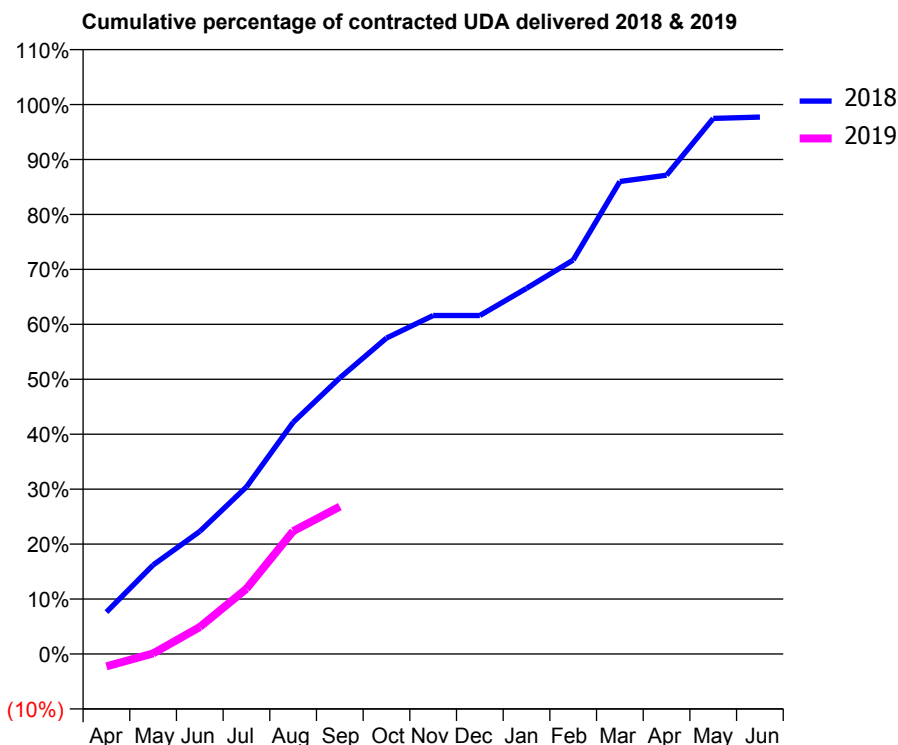
18/19 Contracted general activity (UDA)	3,245
Carry forward general activity (UDA)	74
18/19 Contracted orthodontic activity (UOA)	0
Carry forward orthodontic activity (UOA)	0
Baseline contract value	£92,405.61

ACCESS*

Patients seen in 24 months	Total	Change since previous quarter
Quarter ending September 2017	708	
Quarter ending December 2017	674	↓
Quarter ending March 2018	685	→
Quarter ending June 2018	709	↑
Quarter ending September 2018	774	↑
Variance since September 2017	9.3%	↑



ACTIVITY



Adjusted Scheduled Activity (UDA)		
Month	2018	2019
April	247	-74
May	526	3
June	724	159
July	987	385
August	1,369	726
September	1,630	870
October	1,866	
November	1,999	
December	1,999	
January	2,159	
February	2,327	
March	2,790	
April	2,827	
May	3,163	
June	3,171	

QUALITY

	Quantity	Base Number	Contract	AT	Region	England
% of FP17s for the same patient ID Re-attending within 3 months - Children	61	337	18.1%	9.2%	11.4%	11.6%
% of FP17s for the same patient ID Re-attending within 3 months - Adults	39	282	13.8%	12.5%	15.0%	15.5%
% of FP17s for the same patient ID Re-attending between 3 & 9 months - Children	178	337	52.8%	59.3%	59.9%	58.8%
% of FP17s for the same patient ID Re-attending between 3 & 9 months - Adults	110	282	39.0%	50.7%	52.0%	51.1%
% of FP17s for Band 1 Urgent Courses	7	430	1.6%	7.0%	8.0%	9.0%
% of FP17s Relating to Free Repair or Replacements	0	430	0.0%	0.8%	0.8%	0.8%
% of FP17s Relating to Continuations	0	430	0.0%	1.0%	0.9%	0.9%
% of Patients satisfied with the dentistry they have received	0	0	N/A	93.7%	93.5%	93.3%
% of Patients satisfied with the time they had to wait for an appointment	0	0	N/A	92.2%	89.1%	88.9%

* This is based on patients treated on this contract for their most recent course of treatment. Figures in italics indicate the base number of FP17s or Patient Questionnaire responses are less than 100. N/A is shown where the base number of responses is less than 10 during the period. % is calculated as Quantity/Base number*100

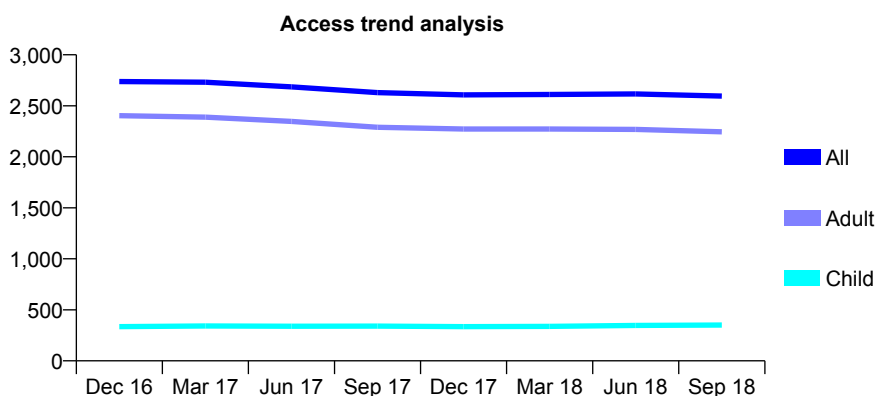
Q53 - Vital Signs At a Glance Contract Report for 906972/0001 - September 2018

Name or company name	MR RS BATE
Contract type name	GDS Contract
Purpose of contract	General
Contract start date	01/04/2006
Contract end date	

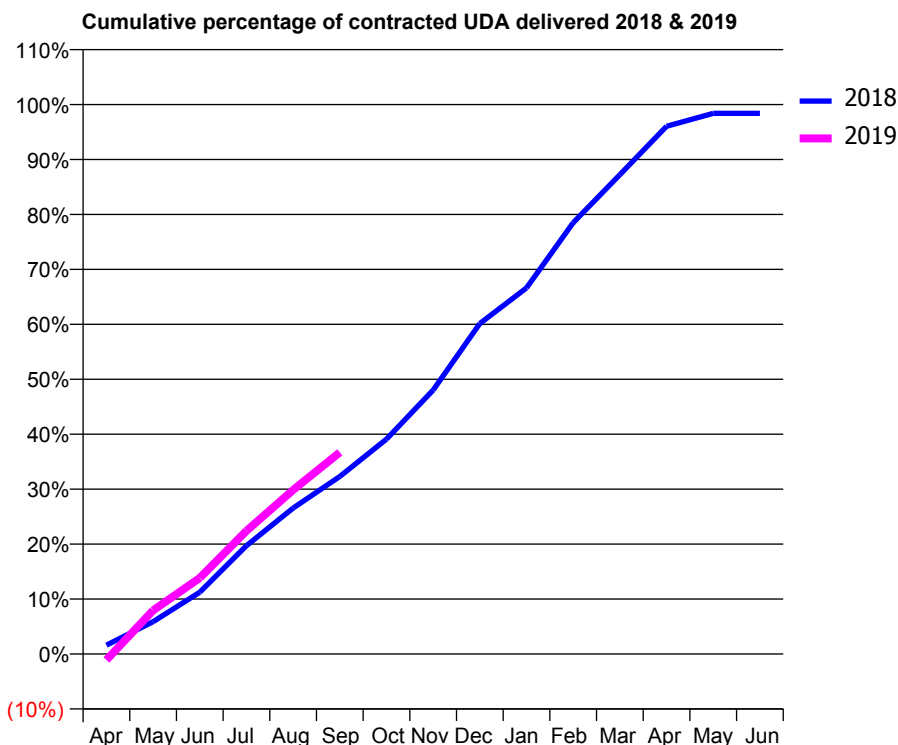
18/19 Contracted general activity (UDA)	7,216
Carry forward general activity (UDA)	116
18/19 Contracted orthodontic activity (UOA)	0
Carry forward orthodontic activity (UOA)	0
Baseline contract value	£215,113.46

ACCESS*

Patients seen in 24 months	Total	Change since previous quarter
Quarter ending September 2017	2,629	
Quarter ending December 2017	2,607	→
Quarter ending March 2018	2,611	→
Quarter ending June 2018	2,616	→
Quarter ending September 2018	2,596	→
Variance since September 2017	(1.3%)	↓



ACTIVITY



Month	Adjusted Scheduled Activity (UDA)	
	2018	2019
April	117	-80
May	424	574
June	811	998
July	1,424	1,616
August	1,917	2,155
September	2,331	2,649
October	2,821	
November	3,466	
December	4,340	
January	4,807	
February	5,663	
March	6,294	
April	6,931	
May	7,100	
June	7,100	

QUALITY

	Quantity	Base Number	Contract	AT	Region	England
% of FP17s for the same patient ID Re-attending within 3 months - Children	8	206	3.9%	9.2%	11.4%	11.6%
% of FP17s for the same patient ID Re-attending within 3 months - Adults	198	1,415	14.0%	12.5%	15.0%	15.5%
% of FP17s for the same patient ID Re-attending between 3 & 9 months - Children	62	206	30.1%	59.3%	59.9%	58.8%
% of FP17s for the same patient ID Re-attending between 3 & 9 months - Adults	638	1,415	45.1%	50.7%	52.0%	51.1%
% of FP17s for Band 1 Urgent Courses	89	1,343	6.6%	7.0%	8.0%	9.0%
% of FP17s Relating to Free Repair or Replacements	15	1,343	1.1%	0.8%	0.8%	0.8%
% of FP17s Relating to Continuations	12	1,343	0.9%	1.0%	0.9%	0.9%
% of Patients satisfied with the dentistry they have received	5	5	N/A	93.7%	93.5%	93.3%
% of Patients satisfied with the time they had to wait for an appointment	4	5	N/A	92.2%	89.1%	88.9%

* This is based on patients treated on this contract for their most recent course of treatment. Figures in italics indicate the base number of FP17s or Patient Questionnaire responses are less than 100. N/A is shown where the base number of responses is less than 10 during the period. % is calculated as Quantity/Base number*100

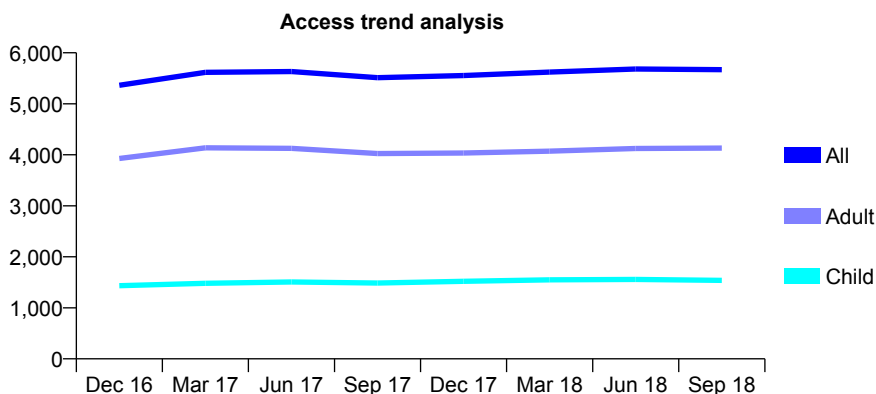
Q53 - Vital Signs At a Glance Contract Report for 910449/0001 - September 2018

Name or company name	MR JA CLARK
Contract type name	GDS Contract
Purpose of contract	General
Contract start date	01/04/2006
Contract end date	

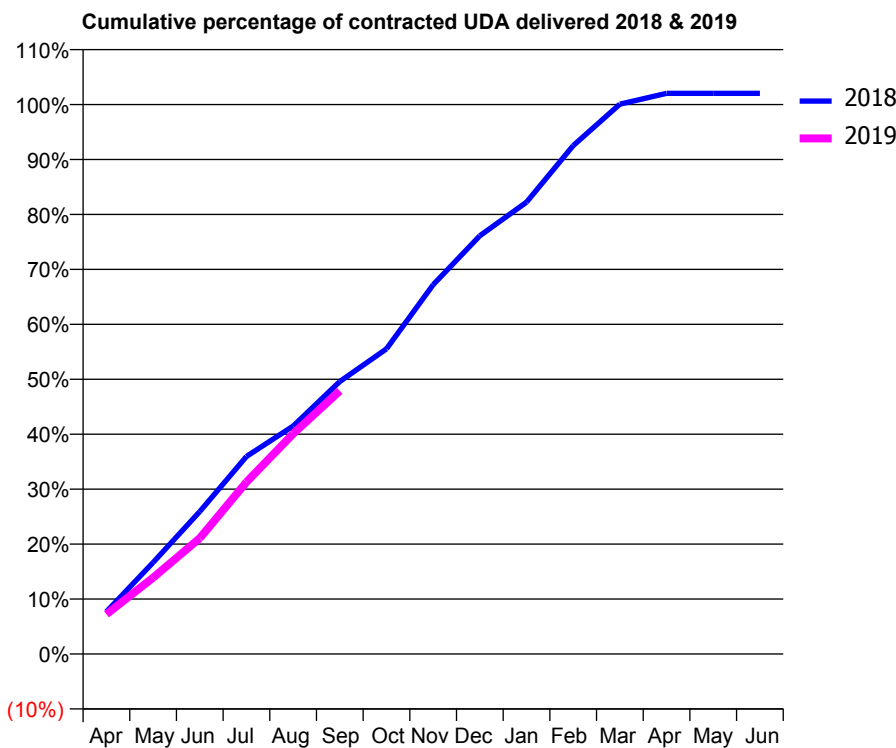
18/19 Contracted general activity (UDA)	12,206
Carry forward general activity (UDA)	-244
18/19 Contracted orthodontic activity (UOA)	0
Carry forward orthodontic activity (UOA)	0
Baseline contract value	£336,032.54

ACCESS*

Patients seen in 24 months	Total	Change since previous quarter
Quarter ending September 2017	5,512	
Quarter ending December 2017	5,555	→
Quarter ending March 2018	5,622	→
Quarter ending June 2018	5,683	→
Quarter ending September 2018	5,670	→
Variance since September 2017	2.9%	↑



ACTIVITY



Month	Adjusted Scheduled Activity (UDA)	
	2018	2019
April	940	884
May	2,033	1,695
June	3,166	2,574
July	4,390	3,819
August	5,063	4,893
September	6,052	5,845
October	6,778	
November	8,204	
December	9,291	
January	10,036	
February	11,292	
March	12,213	
April	12,455	
May	12,455	
June	12,455	

QUALITY

	Quantity	Base Number	Contract	AT	Region	England
% of FP17s for the same patient ID Re-attending within 3 months - Children	49	1,081	4.5%	9.2%	11.4%	11.6%
% of FP17s for the same patient ID Re-attending within 3 months - Adults	319	2,875	11.1%	12.5%	15.0%	15.5%
% of FP17s for the same patient ID Re-attending between 3 & 9 months - Children	717	1,081	66.3%	59.3%	59.9%	58.8%
% of FP17s for the same patient ID Re-attending between 3 & 9 months - Adults	1,750	2,875	60.9%	50.7%	52.0%	51.1%
% of FP17s for Band 1 Urgent Courses	203	3,491	5.8%	7.0%	8.0%	9.0%
% of FP17s Relating to Free Repair or Replacements	31	3,491	0.9%	0.8%	0.8%	0.8%
% of FP17s Relating to Continuations	40	3,491	1.1%	1.0%	0.9%	0.9%
% of Patients satisfied with the dentistry they have received	1	1	N/A	93.7%	93.5%	93.3%
% of Patients satisfied with the time they had to wait for an appointment	1	1	N/A	92.2%	89.1%	88.9%

* This is based on patients treated on this contract for their most recent course of treatment. Figures in italics indicate the base number of FP17s or Patient Questionnaire responses are less than 100. N/A is shown where the base number of responses is less than 10 during the period. % is calculated as Quantity/Base number*100

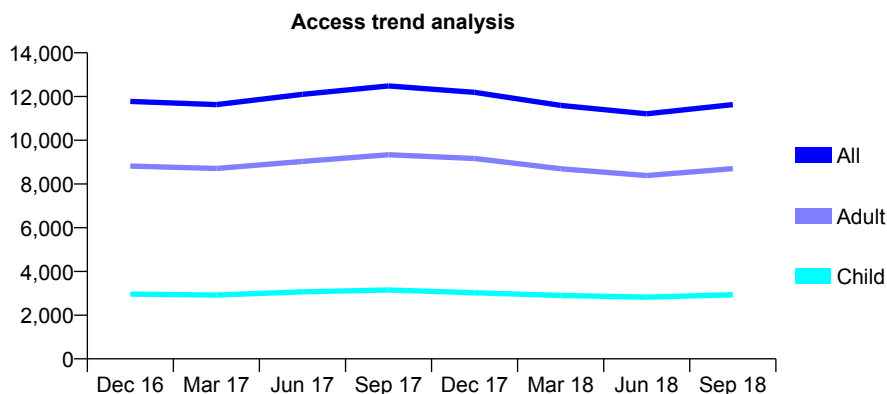
Q53 - Vital Signs At a Glance Contract Report for 910899/0001 - September 2018

Name or company name	MR NJ GIBB
Contract type name	GDS Contract
Purpose of contract	General
Contract start date	01/04/2006
Contract end date	

18/19 Contracted general activity (UDA)	30,266
Carry forward general activity (UDA)	-571
18/19 Contracted orthodontic activity (UOA)	0
Carry forward orthodontic activity (UOA)	0
Baseline contract value	£902,238.22

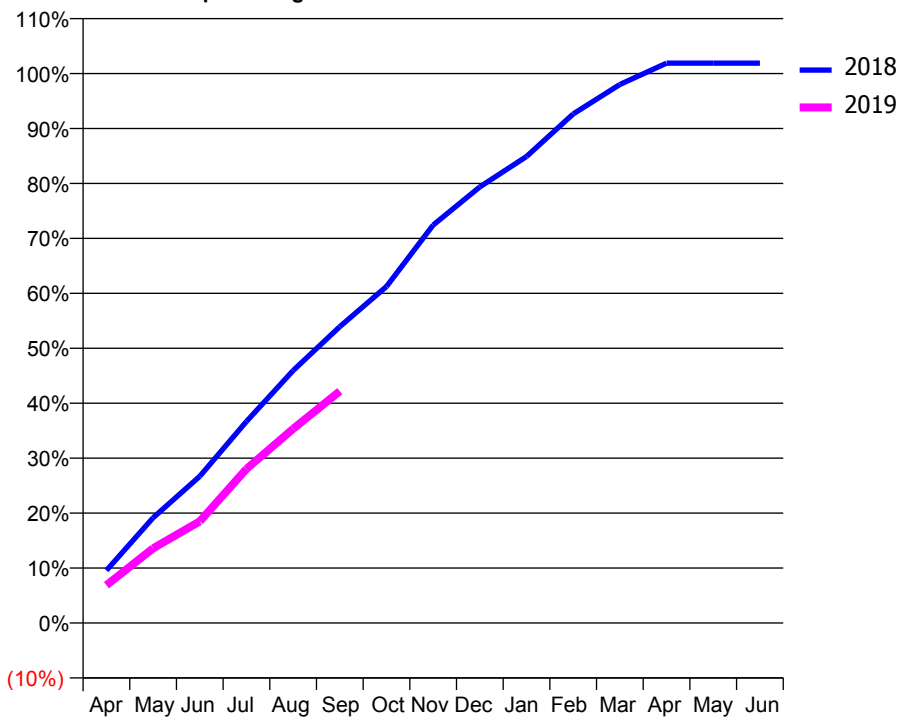
ACCESS*

Patients seen in 24 months	Total	Change since previous quarter
Quarter ending September 2017	12,487	
Quarter ending December 2017	12,193	↓
Quarter ending March 2018	11,592	↓
Quarter ending June 2018	11,207	↓
Quarter ending September 2018	11,632	↑
Variance since September 2017	(6.8%)	↓



ACTIVITY

Cumulative percentage of contracted UDA delivered 2018 & 2019



Adjusted Scheduled Activity (UDA)

Month	2018	2019
April	2,895	2,082
May	5,796	4,114
June	8,081	5,602
July	11,099	8,488
August	13,903	10,695
September	16,327	12,769
October	18,537	
November	21,921	
December	24,021	
January	25,698	
February	28,040	
March	29,658	
April	30,837	
May	30,837	
June	30,837	

QUALITY

	Quantity	Base Number	Contract	AT	Region	England
% of FP17s for the same patient ID Re-attending within 3 months - Children	109	2,166	5.0%	9.2%	11.4%	11.6%
% of FP17s for the same patient ID Re-attending within 3 months - Adults	542	5,491	9.9%	12.5%	15.0%	15.5%
% of FP17s for the same patient ID Re-attending between 3 & 9 months - Children	1,166	2,166	53.8%	59.3%	59.9%	58.8%
% of FP17s for the same patient ID Re-attending between 3 & 9 months - Adults	2,344	5,491	42.7%	50.7%	52.0%	51.1%
% of FP17s for Band 1 Urgent Courses	648	7,143	9.1%	7.0%	8.0%	9.0%
% of FP17s Relating to Free Repair or Replacements	54	7,143	0.8%	0.8%	0.8%	0.8%
% of FP17s Relating to Continuations	81	7,143	1.1%	1.0%	0.9%	0.9%
% of Patients satisfied with the dentistry they have received	6	6	N/A	93.7%	93.5%	93.3%
% of Patients satisfied with the time they had to wait for an appointment	6	6	N/A	92.2%	89.1%	88.9%

* This is based on patients treated on this contract for their most recent course of treatment. Figures in italics indicate the base number of FP17s or Patient Questionnaire responses are less than 100. N/A is shown where the base number of responses is less than 10 during the period. % is calculated as Quantity/Base number*100

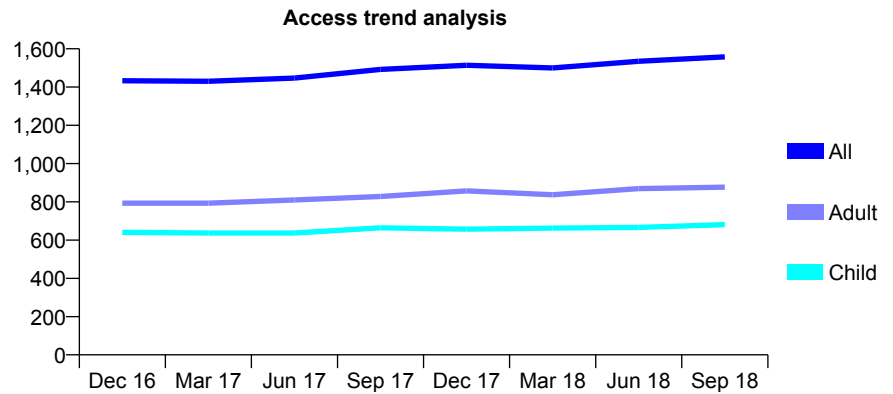
Q53 - Vital Signs At a Glance Contract Report for 911488/0001 - September 2018

Name or company name	MR AD LEE
Contract type name	GDS Contract
Purpose of contract	General
Contract start date	01/04/2006
Contract end date	

18/19 Contracted general activity (UDA)	6,333
Carry forward general activity (UDA)	-124
18/19 Contracted orthodontic activity (UOA)	0
Carry forward orthodontic activity (UOA)	0
Baseline contract value	£191,353.34

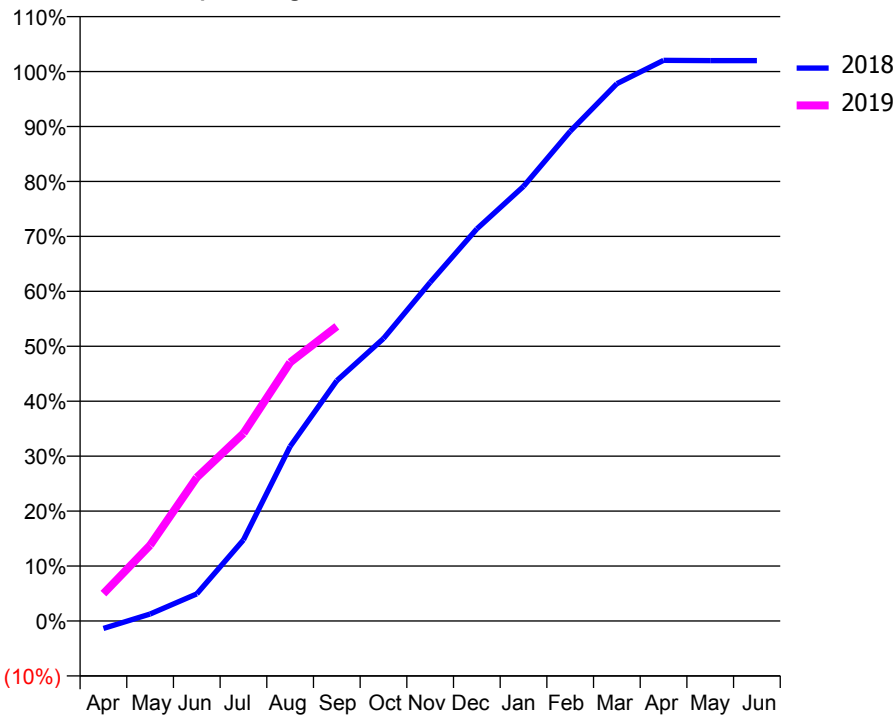
ACCESS*

Patients seen in 24 months	Total	Change since previous quarter
Quarter ending September 2017	1,492	
Quarter ending December 2017	1,514	→
Quarter ending March 2018	1,500	→
Quarter ending June 2018	1,535	↑
Quarter ending September 2018	1,558	→
Variance since September 2017	4.4%	↑



ACTIVITY

Cumulative percentage of contracted UDA delivered 2018 & 2019



Month	Adjusted Scheduled Activity (UDA)	
	2018	2019
April	-87	316
May	81	873
June	313	1,655
July	935	2,163
August	2,012	2,980
September	2,770	3,395
October	3,256	
November	3,902	
December	4,520	
January	5,010	
February	5,645	
March	6,193	
April	6,461	
May	6,458	
June	6,458	

QUALITY

	Quantity	Base Number	Contract	AT	Region	England
% of FP17s for the same patient ID Re-attending within 3 months - Children	132	718	18.4%	9.2%	11.4%	11.6%
% of FP17s for the same patient ID Re-attending within 3 months - Adults	160	594	26.9%	12.5%	15.0%	15.5%
% of FP17s for the same patient ID Re-attending between 3 & 9 months - Children	421	718	58.6%	59.3%	59.9%	58.8%
% of FP17s for the same patient ID Re-attending between 3 & 9 months - Adults	181	594	30.5%	50.7%	52.0%	51.1%
% of FP17s for Band 1 Urgent Courses	81	1,224	6.6%	7.0%	8.0%	9.0%
% of FP17s Relating to Free Repair or Replacements	1	1,224	0.1%	0.8%	0.8%	0.8%
% of FP17s Relating to Continuations	40	1,224	3.3%	1.0%	0.9%	0.9%
% of Patients satisfied with the dentistry they have received	5	5	N/A	93.7%	93.5%	93.3%
% of Patients satisfied with the time they had to wait for an appointment	4	5	N/A	92.2%	89.1%	88.9%

* This is based on patients treated on this contract for their most recent course of treatment. Figures in italics indicate the base number of FP17s or Patient Questionnaire responses are less than 100. N/A is shown where the base number of responses is less than 10 during the period. % is calculated as Quantity/Base number*100

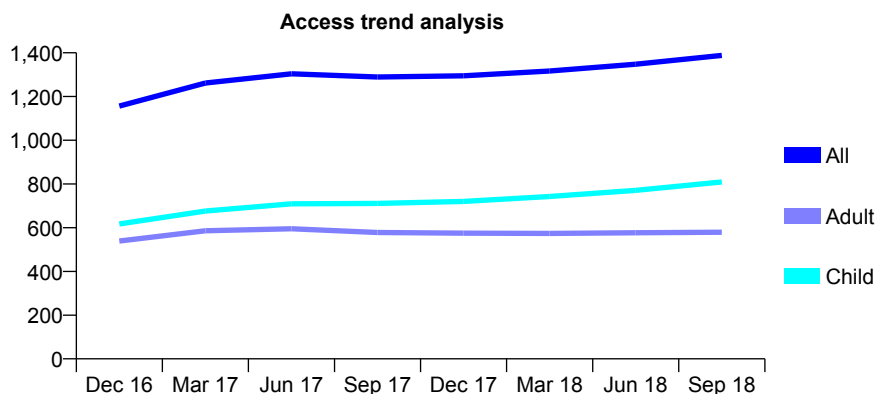
Q53 - Vital Signs At a Glance Contract Report for 913286/0001 - September 2018

Name or company name	Unique Smiles Alcester
Contract type name	GDS Contract
Purpose of contract	General
Contract start date	01/04/2006
Contract end date	

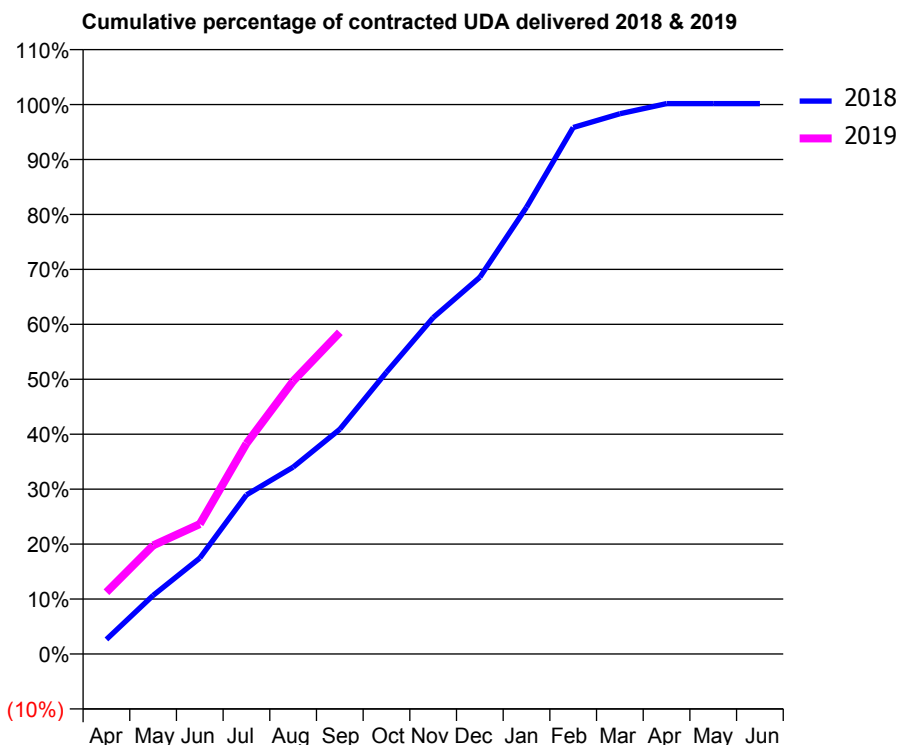
18/19 Contracted general activity (UDA)	3,036
Carry forward general activity (UDA)	-4
18/19 Contracted orthodontic activity (UOA)	0
Carry forward orthodontic activity (UOA)	0
Baseline contract value	£75,969.32

ACCESS*

Patients seen in 24 months	Total	Change since previous quarter
Quarter ending September 2017	1,289	
Quarter ending December 2017	1,295	→
Quarter ending March 2018	1,317	→
Quarter ending June 2018	1,348	↑
Quarter ending September 2018	1,388	↑
Variance since September 2017	7.7%	↑



ACTIVITY



Month	Adjusted Scheduled Activity (UDA)	
	2018	2019
April	80	342
May	324	600
June	530	718
July	880	1,163
August	1,032	1,507
September	1,242	1,777
October	1,557	
November	1,859	
December	2,082	
January	2,468	
February	2,909	
March	2,985	
April	3,041	
May	3,041	
June	3,041	

QUALITY

	Quantity	Base Number	Contract	AT	Region	England
% of FP17s for the same patient ID Re-attending within 3 months - Children	70	700	10.0%	9.2%	11.4%	11.6%
% of FP17s for the same patient ID Re-attending within 3 months - Adults	72	299	24.1%	12.5%	15.0%	15.5%
% of FP17s for the same patient ID Re-attending between 3 & 9 months - Children	422	700	60.3%	59.3%	59.9%	58.8%
% of FP17s for the same patient ID Re-attending between 3 & 9 months - Adults	125	299	41.8%	50.7%	52.0%	51.1%
% of FP17s for Band 1 Urgent Courses	52	958	5.4%	7.0%	8.0%	9.0%
% of FP17s Relating to Free Repair or Replacements	0	958	0.0%	0.8%	0.8%	0.8%
% of FP17s Relating to Continuations	0	958	0.0%	1.0%	0.9%	0.9%
% of Patients satisfied with the dentistry they have received	0	0	N/A	93.7%	93.5%	93.3%
% of Patients satisfied with the time they had to wait for an appointment	0	0	N/A	92.2%	89.1%	88.9%

* This is based on patients treated on this contract for their most recent course of treatment. Figures in italics indicate the base number of FP17s or Patient Questionnaire responses are less than 100. N/A is shown where the base number of responses is less than 10 during the period. % is calculated as Quantity/Base number*100

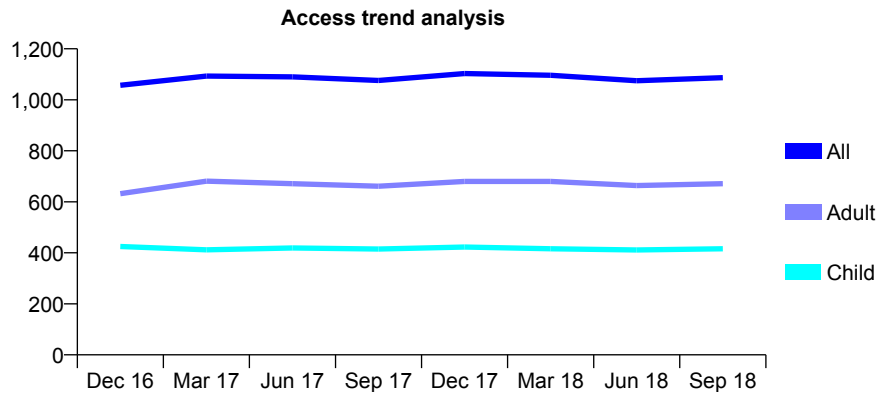
Q53 - Vital Signs At a Glance Contract Report for 917931/0001 - September 2018

Name or company name	MR M MEHRA
Contract type name	GDS Contract
Purpose of contract	General
Contract start date	01/04/2006
Contract end date	

18/19 Contracted general activity (UDA)	2,267
Carry forward general activity (UDA)	-45
18/19 Contracted orthodontic activity (UOA)	0
Carry forward orthodontic activity (UOA)	0
Baseline contract value	£60,878.24

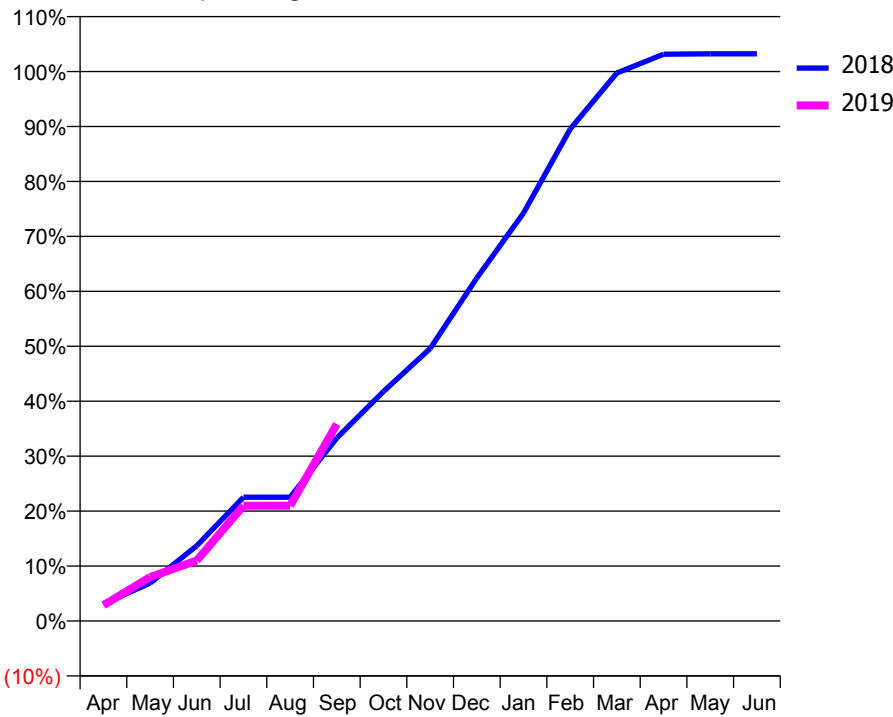
ACCESS*

Patients seen in 24 months	Total	Change since previous quarter
Quarter ending September 2017	1,076	
Quarter ending December 2017	1,103	↑
Quarter ending March 2018	1,096	→
Quarter ending June 2018	1,075	↓
Quarter ending September 2018	1,087	→
Variance since September 2017	1.0%	→



ACTIVITY

Cumulative percentage of contracted UDA delivered 2018 & 2019



Adjusted Scheduled Activity (UDA)		
Month	2018	2019
April	70	65
May	156	181
June	311	250
July	511	476
August	511	476
September	755	812
October	947	
November	1,124	
December	1,415	
January	1,683	
February	2,030	
March	2,261	
April	2,338	
May	2,340	
June	2,340	

QUALITY

	Quantity	Base Number	Contract	AT	Region	England
% of FP17s for the same patient ID Re-attending within 3 months - Children	10	333	3.0%	9.2%	11.4%	11.6%
% of FP17s for the same patient ID Re-attending within 3 months - Adults	10	227	4.4%	12.5%	15.0%	15.5%
% of FP17s for the same patient ID Re-attending between 3 & 9 months - Children	220	333	66.1%	59.3%	59.9%	58.8%
% of FP17s for the same patient ID Re-attending between 3 & 9 months - Adults	130	227	57.3%	50.7%	52.0%	51.1%
% of FP17s for Band 1 Urgent Courses	11	497	2.2%	7.0%	8.0%	9.0%
% of FP17s Relating to Free Repair or Replacements	0	497	0.0%	0.8%	0.8%	0.8%
% of FP17s Relating to Continuations	0	497	0.0%	1.0%	0.9%	0.9%
% of Patients satisfied with the dentistry they have received	1	1	N/A	93.7%	93.5%	93.3%
% of Patients satisfied with the time they had to wait for an appointment	1	1	N/A	92.2%	89.1%	88.9%

* This is based on patients treated on this contract for their most recent course of treatment. Figures in italics indicate the base number of FP17s or Patient Questionnaire responses are less than 100. N/A is shown where the base number of responses is less than 10 during the period. % is calculated as Quantity/Base number*100

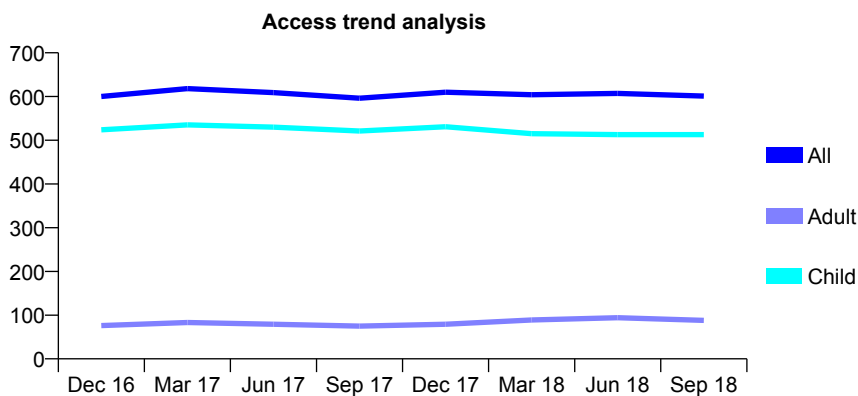
Q53 - Vital Signs At a Glance Contract Report for 920991/0001 - September 2018

Name or company name	MR RA COLEBOURNE
Contract type name	GDS Contract
Purpose of contract	General
Contract start date	01/04/2006
Contract end date	

18/19 Contracted general activity (UDA)	1,255
Carry forward general activity (UDA)	0
18/19 Contracted orthodontic activity (UOA)	0
Carry forward orthodontic activity (UOA)	0
Baseline contract value	£34,257.80

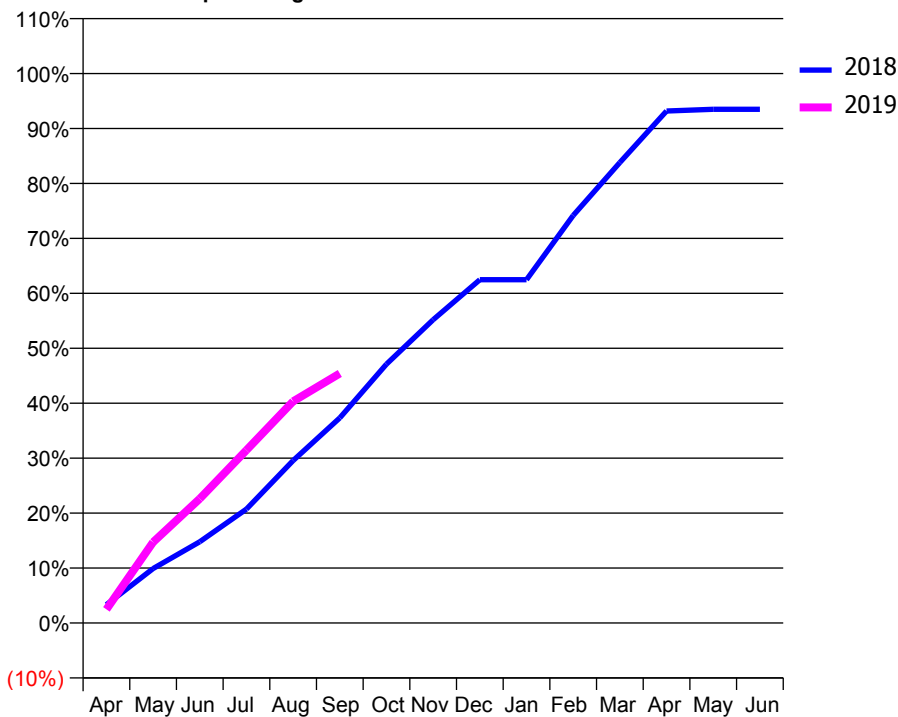
ACCESS*

Patients seen in 24 months	Total	Change since previous quarter
Quarter ending September 2017	596	
Quarter ending December 2017	610	↑
Quarter ending March 2018	604	→
Quarter ending June 2018	607	→
Quarter ending September 2018	601	→
Variance since September 2017	0.8%	→



ACTIVITY

Cumulative percentage of contracted UDA delivered 2018 & 2019



Month	Adjusted Scheduled Activity (UDA)	
	2018	2019
April	42	31
May	124	185
June	186	284
July	260	395
August	371	506
September	468	570
October	591	
November	693	
December	784	
January	784	
February	931	
March	1,052	
April	1,169	
May	1,173	
June	1,173	

QUALITY

	Quantity	Base Number	Contract	AT	Region	England
% of FP17s for the same patient ID Re-attending within 3 months - Children	23	481	4.8%	9.2%	11.4%	11.6%
% of FP17s for the same patient ID Re-attending within 3 months - Adults	4	31	12.9%	12.5%	15.0%	15.5%
% of FP17s for the same patient ID Re-attending between 3 & 9 months - Children	381	481	79.2%	59.3%	59.9%	58.8%
% of FP17s for the same patient ID Re-attending between 3 & 9 months - Adults	24	31	77.4%	50.7%	52.0%	51.1%
% of FP17s for Band 1 Urgent Courses	16	420	3.8%	7.0%	8.0%	9.0%
% of FP17s Relating to Free Repair or Replacements	0	420	0.0%	0.8%	0.8%	0.8%
% of FP17s Relating to Continuations	0	420	0.0%	1.0%	0.9%	0.9%
% of Patients satisfied with the dentistry they have received	0	0	N/A	93.7%	93.5%	93.3%
% of Patients satisfied with the time they had to wait for an appointment	0	0	N/A	92.2%	89.1%	88.9%

* This is based on patients treated on this contract for their most recent course of treatment. Figures in italics indicate the base number of FP17s or Patient Questionnaire responses are less than 100. N/A is shown where the base number of responses is less than 10 during the period. % is calculated as Quantity/Base number*100

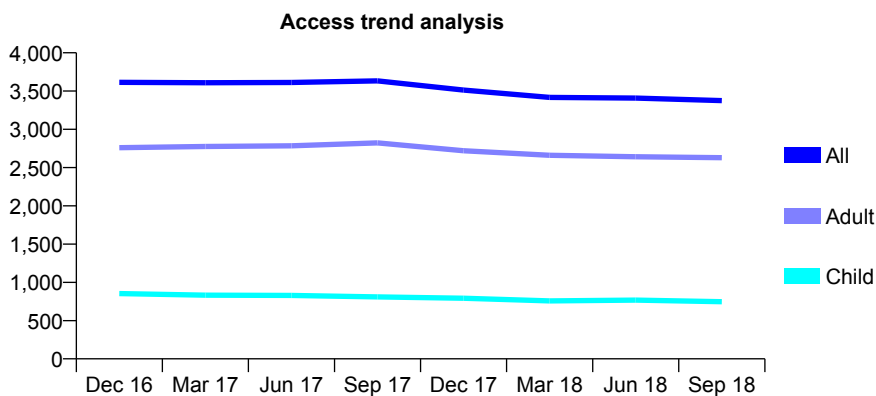
Q53 - Vital Signs At a Glance Contract Report for 923168/0001 - September 2018

Name or company name	MR ME WINT
Contract type name	GDS Contract
Purpose of contract	General
Contract start date	01/04/2006
Contract end date	

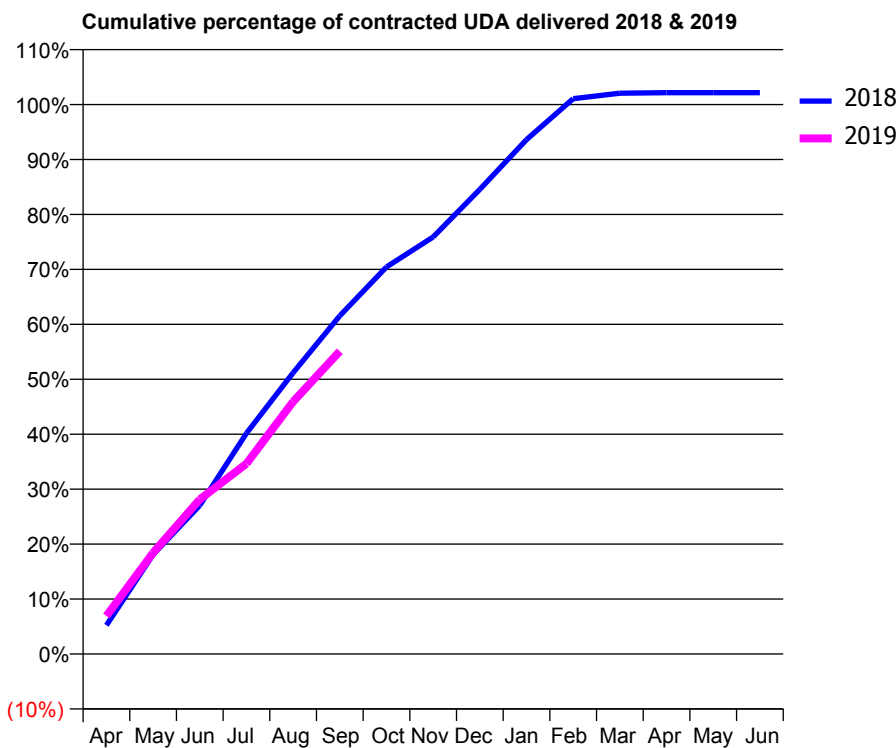
18/19 Contracted general activity (UDA)	7,833
Carry forward general activity (UDA)	-156
18/19 Contracted orthodontic activity (UOA)	0
Carry forward orthodontic activity (UOA)	0
Baseline contract value	£234,982.48

ACCESS*

Patients seen in 24 months	Total	Change since previous quarter
Quarter ending September 2017	3,633	
Quarter ending December 2017	3,512	↓
Quarter ending March 2018	3,417	↓
Quarter ending June 2018	3,409	→
Quarter ending September 2018	3,376	→
Variance since September 2017	(7.1%)	↓



ACTIVITY



Month	Adjusted Scheduled Activity (UDA)	
	2018	2019
April	410	543
May	1,416	1,444
June	2,119	2,204
July	3,147	2,713
August	4,010	3,597
September	4,821	4,316
October	5,518	
November	5,946	
December	6,624	
January	7,332	
February	7,917	
March	7,993	
April	8,002	
May	8,002	
June	8,002	

QUALITY

	Quantity	Base Number	Contract	AT	Region	England
% of FP17s for the same patient ID Re-attending within 3 months - Children	29	654	4.4%	9.2%	11.4%	11.6%
% of FP17s for the same patient ID Re-attending within 3 months - Adults	297	1,801	16.5%	12.5%	15.0%	15.5%
% of FP17s for the same patient ID Re-attending between 3 & 9 months - Children	391	654	59.8%	59.3%	59.9%	58.8%
% of FP17s for the same patient ID Re-attending between 3 & 9 months - Adults	734	1,801	40.8%	50.7%	52.0%	51.1%
% of FP17s for Band 1 Urgent Courses	241	2,449	9.8%	7.0%	8.0%	9.0%
% of FP17s Relating to Free Repair or Replacements	34	2,449	1.4%	0.8%	0.8%	0.8%
% of FP17s Relating to Continuations	23	2,449	0.9%	1.0%	0.9%	0.9%
% of Patients satisfied with the dentistry they have received	6	6	N/A	93.7%	93.5%	93.3%
% of Patients satisfied with the time they had to wait for an appointment	6	6	N/A	92.2%	89.1%	88.9%

* This is based on patients treated on this contract for their most recent course of treatment. Figures in italics indicate the base number of FP17s or Patient Questionnaire responses are less than 100. N/A is shown where the base number of responses is less than 10 during the period. % is calculated as Quantity/Base number*100

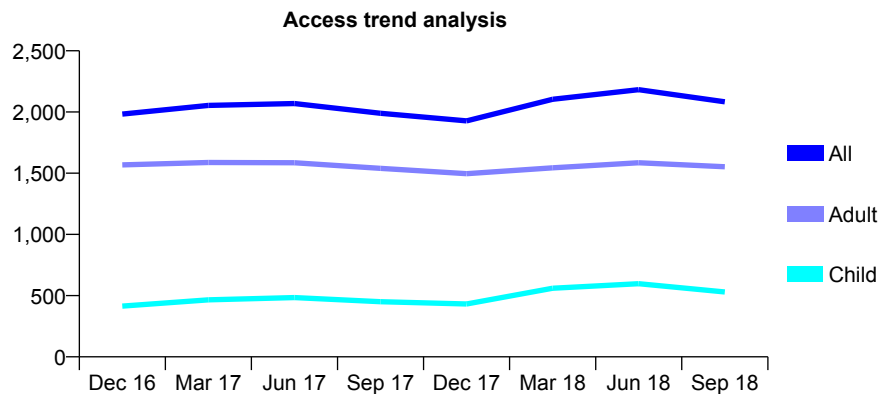
Q53 - Vital Signs At a Glance Contract Report for 925926/0001 - September 2018

Name or company name	MR PK MAHAPATRA
Contract type name	GDS Contract
Purpose of contract	General
Contract start date	01/04/2006
Contract end date	

18/19 Contracted general activity (UDA)	6,138
Carry forward general activity (UDA)	214
18/19 Contracted orthodontic activity (UOA)	0
Carry forward orthodontic activity (UOA)	0
Baseline contract value	£182,972.19

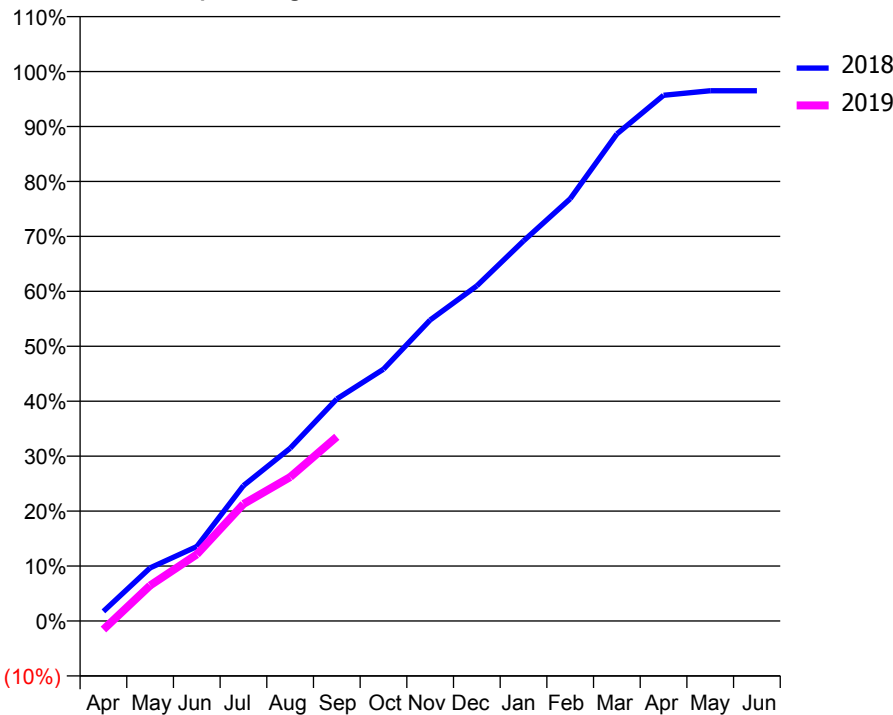
ACCESS*

Patients seen in 24 months	Total	Change since previous quarter
Quarter ending September 2017	1,990	
Quarter ending December 2017	1,928	↓
Quarter ending March 2018	2,104	↑
Quarter ending June 2018	2,183	↑
Quarter ending September 2018	2,083	↓
Variance since September 2017	4.7%	↑



ACTIVITY

Cumulative percentage of contracted UDA delivered 2018 & 2019



Month	Adjusted Scheduled Activity (UDA)	
	2018	2019
April	108	-97
May	593	396
June	832	744
July	1,513	1,307
August	1,930	1,607
September	2,480	2,058
October	2,813	
November	3,363	
December	3,744	
January	4,246	
February	4,717	
March	5,441	
April	5,873	
May	5,923	
June	5,923	

QUALITY

	Quantity	Base Number	Contract	AT	Region	England
% of FP17s for the same patient ID Re-attending within 3 months - Children	9	361	2.5%	9.2%	11.4%	11.6%
% of FP17s for the same patient ID Re-attending within 3 months - Adults	149	1,046	14.2%	12.5%	15.0%	15.5%
% of FP17s for the same patient ID Re-attending between 3 & 9 months - Children	149	361	41.3%	59.3%	59.9%	58.8%
% of FP17s for the same patient ID Re-attending between 3 & 9 months - Adults	511	1,046	48.9%	50.7%	52.0%	51.1%
% of FP17s for Band 1 Urgent Courses	76	1,145	6.6%	7.0%	8.0%	9.0%
% of FP17s Relating to Free Repair or Replacements	19	1,145	1.7%	0.8%	0.8%	0.8%
% of FP17s Relating to Continuations	12	1,145	1.0%	1.0%	0.9%	0.9%
% of Patients satisfied with the dentistry they have received	6	6	N/A	93.7%	93.5%	93.3%
% of Patients satisfied with the time they had to wait for an appointment	6	6	N/A	92.2%	89.1%	88.9%

* This is based on patients treated on this contract for their most recent course of treatment. Figures in italics indicate the base number of FP17s or Patient Questionnaire responses are less than 100. N/A is shown where the base number of responses is less than 10 during the period. % is calculated as Quantity/Base number*100

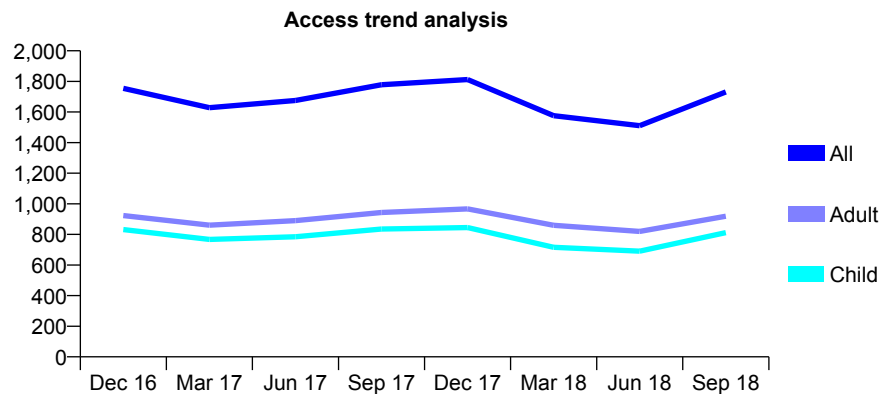
Q53 - Vital Signs At a Glance Contract Report for 925926/0002 - September 2018

Name or company name	MR PK MAHAPATRA
Contract type name	GDS Contract
Purpose of contract	General and Orthodontic
Contract start date	01/02/2013
Contract end date	

18/19 Contracted general activity (UDA)	3,200
Carry forward general activity (UDA)	-64
18/19 Contracted orthodontic activity (UOA)	2,404
Carry forward orthodontic activity (UOA)	0
Baseline contract value	£262,968.31

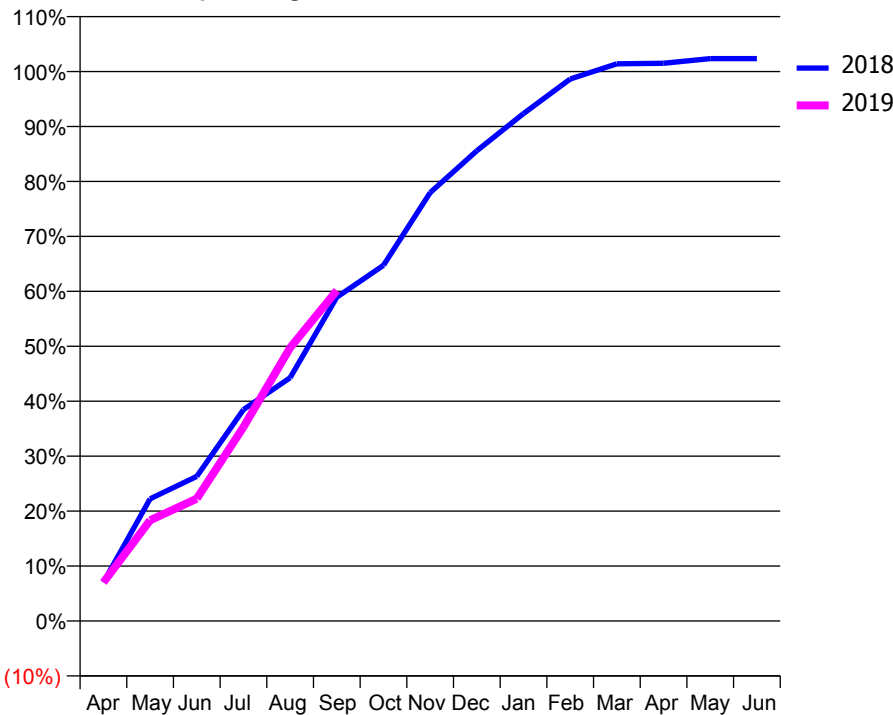
ACCESS*

Patients seen in 24 months	Total	Change since previous quarter
Quarter ending September 2017	1,778	
Quarter ending December 2017	1,812	→
Quarter ending March 2018	1,576	↓
Quarter ending June 2018	1,511	↓
Quarter ending September 2018	1,731	↑
Variance since September 2017	(2.6%)	↓



ACTIVITY

Cumulative percentage of contracted UDA delivered 2018 & 2019



Month	Adjusted Scheduled Activity (UDA)	
	2018	2019
April	225	225
May	711	587
June	842	712
July	1,231	1,130
August	1,417	1,591
September	1,886	1,925
October	2,072	
November	2,495	
December	2,738	
January	2,955	
February	3,156	
March	3,245	
April	3,248	
May	3,275	
June	3,275	

QUALITY

	Quantity	Base Number	Contract	AT	Region	England
% of FP17s for the same patient ID Re-attending within 3 months - Children	52	758	6.9%	9.2%	11.4%	11.6%
% of FP17s for the same patient ID Re-attending within 3 months - Adults	44	552	8.0%	12.5%	15.0%	15.5%
% of FP17s for the same patient ID Re-attending between 3 & 9 months - Children	219	758	28.9%	59.3%	59.9%	58.8%
% of FP17s for the same patient ID Re-attending between 3 & 9 months - Adults	194	552	35.1%	50.7%	52.0%	51.1%
% of FP17s for Band 1 Urgent Courses	49	1,050	4.7%	7.0%	8.0%	9.0%
% of FP17s Relating to Free Repair or Replacements	0	1,050	0.0%	0.8%	0.8%	0.8%
% of FP17s Relating to Continuations	2	1,050	0.2%	1.0%	0.9%	0.9%
% of Patients satisfied with the dentistry they have received	5	6	N/A	93.7%	93.5%	93.3%
% of Patients satisfied with the time they had to wait for an appointment	4	6	N/A	92.2%	89.1%	88.9%

* This is based on patients treated on this contract for their most recent course of treatment. Figures in italics indicate the base number of FP17s or Patient Questionnaire responses are less than 100. N/A is shown where the base number of responses is less than 10 during the period. % is calculated as Quantity/Base number*100

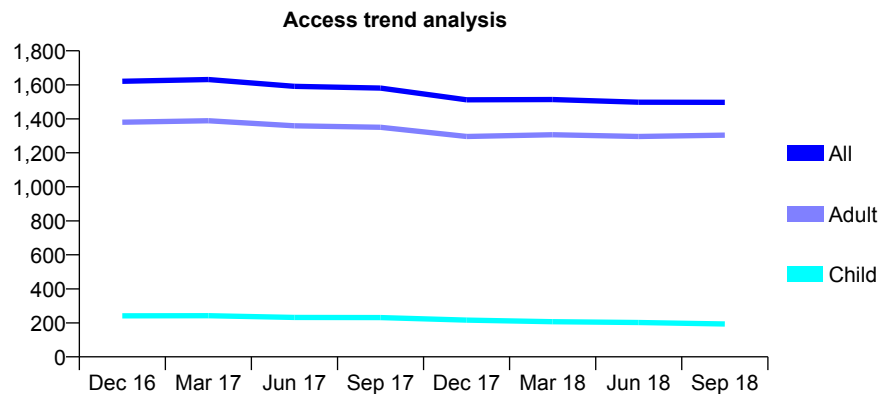
Q53 - Vital Signs At a Glance Contract Report for 926914/0001 - September 2018

Name or company name	MR LZ BRYNIARSKI
Contract type name	GDS Contract
Purpose of contract	General
Contract start date	01/02/2008
Contract end date	

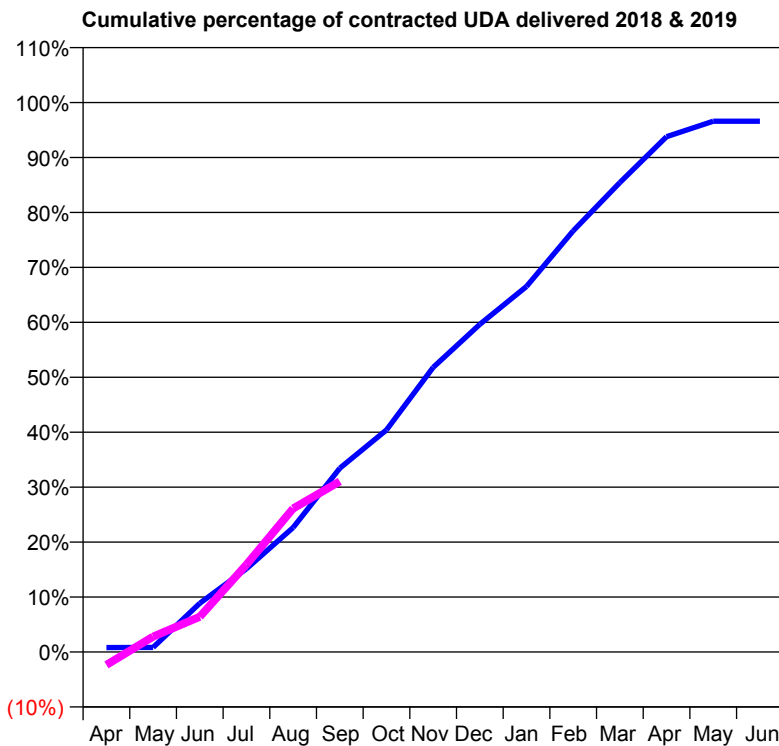
18/19 Contracted general activity (UDA)	5,000
Carry forward general activity (UDA)	170
18/19 Contracted orthodontic activity (UOA)	0
Carry forward orthodontic activity (UOA)	0
Baseline contract value	£140,494.07

ACCESS*

Patients seen in 24 months	Total	Change since previous quarter
Quarter ending September 2017	1,581	
Quarter ending December 2017	1,512	↓
Quarter ending March 2018	1,513	→
Quarter ending June 2018	1,498	→
Quarter ending September 2018	1,497	→
Variance since September 2017	(5.3%)	↓



ACTIVITY



Month	Adjusted Scheduled Activity (UDA)	
	2018	2019
April	41	-118
May	42	140
June	444	321
July	758	796
August	1,132	1,307
September	1,672	1,553
October	2,020	
November	2,589	
December	2,982	
January	3,326	
February	3,832	
March	4,271	
April	4,689	
May	4,830	
June	4,830	

QUALITY

	Quantity	Base Number	Contract	AT	Region	England
% of FP17s for the same patient ID Re-attending within 3 months - Children	3	139	2.2%	9.2%	11.4%	11.6%
% of FP17s for the same patient ID Re-attending within 3 months - Adults	160	979	16.3%	12.5%	15.0%	15.5%
% of FP17s for the same patient ID Re-attending between 3 & 9 months - Children	84	139	60.4%	59.3%	59.9%	58.8%
% of FP17s for the same patient ID Re-attending between 3 & 9 months - Adults	581	979	59.3%	50.7%	52.0%	51.1%
% of FP17s for Band 1 Urgent Courses	51	877	5.8%	7.0%	8.0%	9.0%
% of FP17s Relating to Free Repair or Replacements	6	877	0.7%	0.8%	0.8%	0.8%
% of FP17s Relating to Continuations	12	877	1.4%	1.0%	0.9%	0.9%
% of Patients satisfied with the dentistry they have received	1	1	N/A	93.7%	93.5%	93.3%
% of Patients satisfied with the time they had to wait for an appointment	1	1	N/A	92.2%	89.1%	88.9%

* This is based on patients treated on this contract for their most recent course of treatment. Figures in italics indicate the base number of FP17s or Patient Questionnaire responses are less than 100. N/A is shown where the base number of responses is less than 10 during the period. % is calculated as Quantity/Base number*100

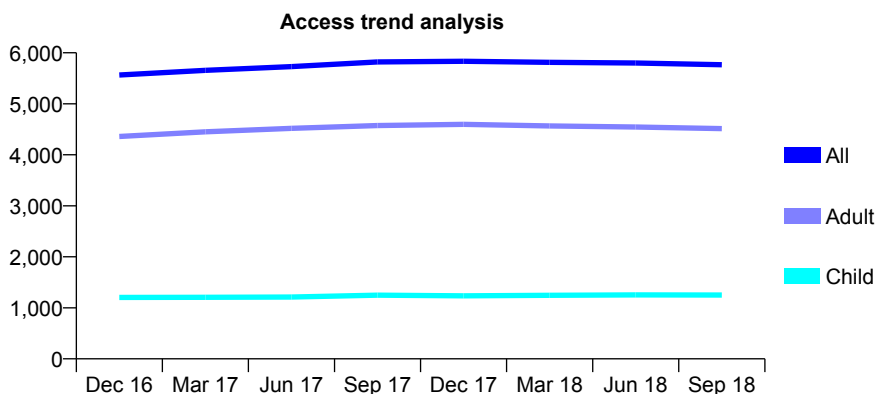
Q53 - Vital Signs At a Glance Contract Report for 927724/0001 - September 2018

Name or company name	MR SS DEHAL
Contract type name	GDS Contract
Purpose of contract	General
Contract start date	01/04/2006
Contract end date	

18/19 Contracted general activity (UDA)	18,430
Carry forward general activity (UDA)	0
18/19 Contracted orthodontic activity (UOA)	0
Carry forward orthodontic activity (UOA)	0
Baseline contract value	£549,072.84

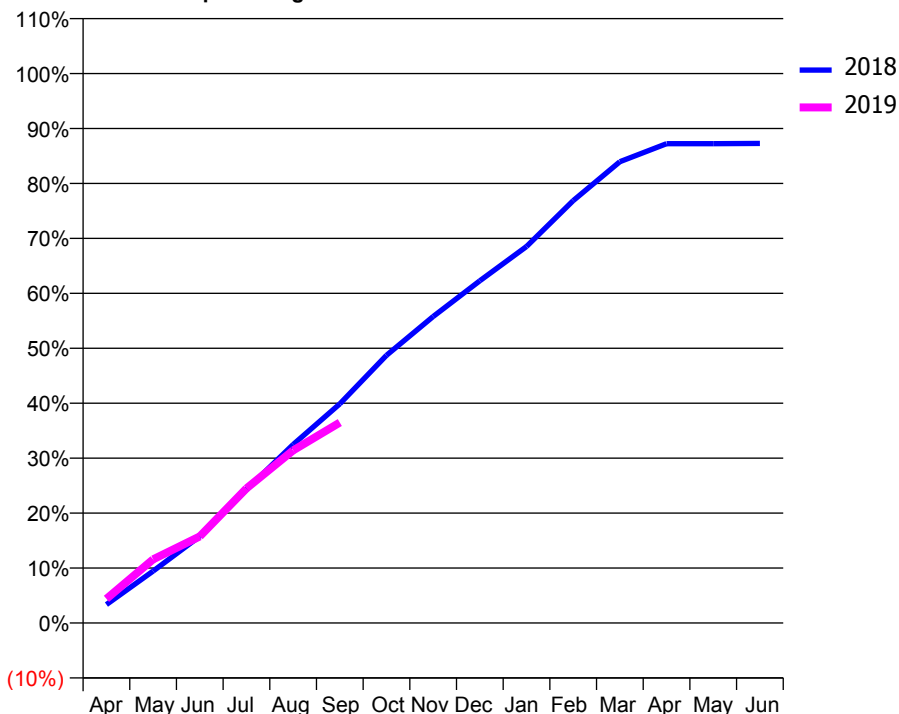
ACCESS*

Patients seen in 24 months	Total	Change since previous quarter
Quarter ending September 2017	5,821	
Quarter ending December 2017	5,833	→
Quarter ending March 2018	5,812	→
Quarter ending June 2018	5,800	→
Quarter ending September 2018	5,765	→
Variance since September 2017	(1.0%)	→



ACTIVITY

Cumulative percentage of contracted UDA delivered 2018 & 2019



Adjusted Scheduled Activity (UDA)

Month	2018	2019
April	619	813
May	1,744	2,134
June	2,907	2,906
July	4,481	4,515
August	5,985	5,790
September	7,350	6,723
October	8,979	
November	10,280	
December	11,477	
January	12,629	
February	14,166	
March	15,473	
April	16,077	
May	16,074	
June	16,086	

QUALITY

	Quantity	Base Number	Contract	AT	Region	England
% of FP17s for the same patient ID Re-attending within 3 months - Children	58	912	6.4%	9.2%	11.4%	11.6%
% of FP17s for the same patient ID Re-attending within 3 months - Adults	380	3,035	12.5%	12.5%	15.0%	15.5%
% of FP17s for the same patient ID Re-attending between 3 & 9 months - Children	597	912	65.5%	59.3%	59.9%	58.8%
% of FP17s for the same patient ID Re-attending between 3 & 9 months - Adults	1,843	3,035	60.7%	50.7%	52.0%	51.1%
% of FP17s for Band 1 Urgent Courses	290	3,685	7.9%	7.0%	8.0%	9.0%
% of FP17s Relating to Free Repair or Replacements	60	3,685	1.6%	0.8%	0.8%	0.8%
% of FP17s Relating to Continuations	20	3,685	0.5%	1.0%	0.9%	0.9%
% of Patients satisfied with the dentistry they have received	3	3	N/A	93.7%	93.5%	93.3%
% of Patients satisfied with the time they had to wait for an appointment	3	3	N/A	92.2%	89.1%	88.9%

* This is based on patients treated on this contract for their most recent course of treatment. Figures in italics indicate the base number of FP17s or Patient Questionnaire responses are less than 100. N/A is shown where the base number of responses is less than 10 during the period. % is calculated as Quantity/Base number*100

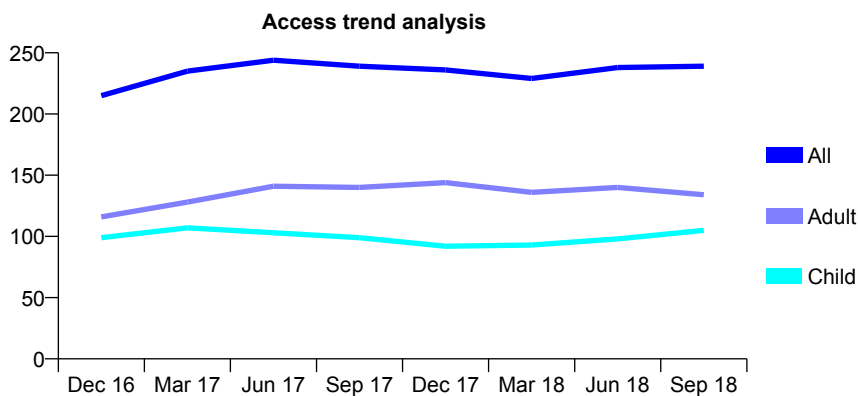
Q53 - Vital Signs At a Glance Contract Report for 931438/0001 - September 2018

Name or company name	MR JS HEER
Contract type name	GDS Contract
Purpose of contract	General
Contract start date	01/04/2006
Contract end date	

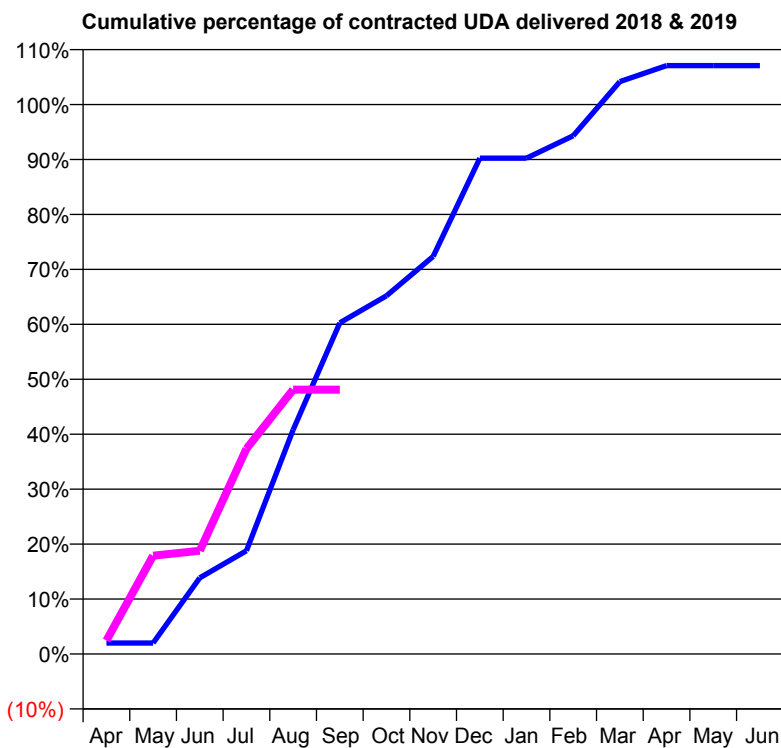
18/19 Contracted general activity (UDA)	447
Carry forward general activity (UDA)	-8
18/19 Contracted orthodontic activity (UOA)	0
Carry forward orthodontic activity (UOA)	0
Baseline contract value	£11,532.75

ACCESS*

Patients seen in 24 months	Total	Change since previous quarter
Quarter ending September 2017	239	
Quarter ending December 2017	236	↓
Quarter ending March 2018	229	↓
Quarter ending June 2018	238	↑
Quarter ending September 2018	239	→
Variance since September 2017	0.0%	→



ACTIVITY



Month	Adjusted Scheduled Activity (UDA)	
	2018	2019
April	9	11
May	9	80
June	62	84
July	84	167
August	182	215
September	269	215
October	291	
November	323	
December	403	
January	403	
February	422	
March	466	
April	479	
May	479	
June	479	

QUALITY

	Quantity	Base Number	Contract	AT	Region	England
% of FP17s for the same patient ID Re-attending within 3 months - Children	2	47	4.3%	9.2%	11.4%	11.6%
% of FP17s for the same patient ID Re-attending within 3 months - Adults	3	54	5.6%	12.5%	15.0%	15.5%
% of FP17s for the same patient ID Re-attending between 3 & 9 months - Children	11	47	23.4%	59.3%	59.9%	58.8%
% of FP17s for the same patient ID Re-attending between 3 & 9 months - Adults	17	54	31.5%	50.7%	52.0%	51.1%
% of FP17s for Band 1 Urgent Courses	0	94	0.0%	7.0%	8.0%	9.0%
% of FP17s Relating to Free Repair or Replacements	0	94	0.0%	0.8%	0.8%	0.8%
% of FP17s Relating to Continuations	0	94	0.0%	1.0%	0.9%	0.9%
% of Patients satisfied with the dentistry they have received	0	0	N/A	93.7%	93.5%	93.3%
% of Patients satisfied with the time they had to wait for an appointment	0	0	N/A	92.2%	89.1%	88.9%

* This is based on patients treated on this contract for their most recent course of treatment. Figures in italics indicate the base number of FP17s or Patient Questionnaire responses are less than 100. N/A is shown where the base number of responses is less than 10 during the period. % is calculated as Quantity/Base number*100

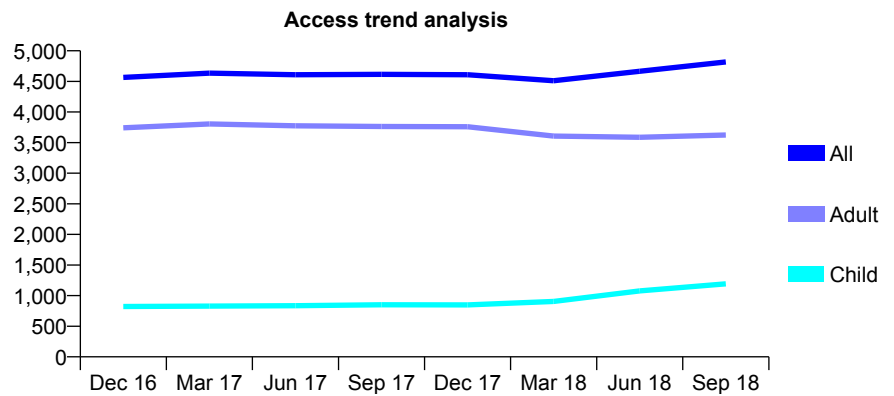
Q53 - Vital Signs At a Glance Contract Report for 931632/0001 - September 2018

Name or company name	MR T MIRZA
Contract type name	GDS Contract
Purpose of contract	General
Contract start date	10/07/2006
Contract end date	

18/19 Contracted general activity (UDA)	16,398
Carry forward general activity (UDA)	285
18/19 Contracted orthodontic activity (UOA)	0
Carry forward orthodontic activity (UOA)	0
Baseline contract value	£425,780.07

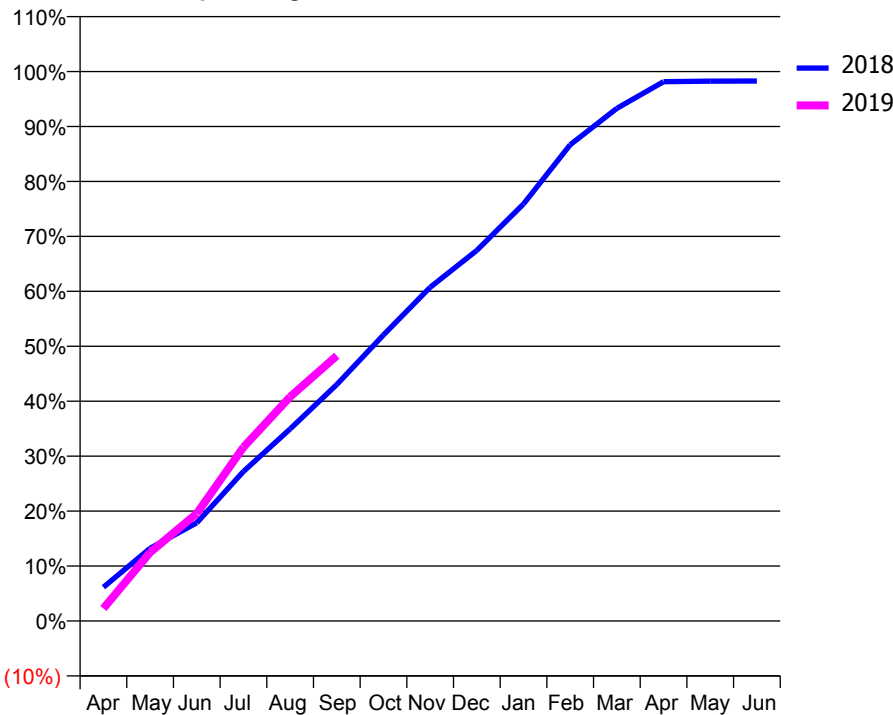
ACCESS*

Patients seen in 24 months	Total	Change since previous quarter
Quarter ending September 2017	4,615	
Quarter ending December 2017	4,609	→
Quarter ending March 2018	4,511	↓
Quarter ending June 2018	4,666	↑
Quarter ending September 2018	4,818	↑
Variance since September 2017	4.4%	↑



ACTIVITY

Cumulative percentage of contracted UDA delivered 2018 & 2019



Adjusted Scheduled Activity (UDA)		
Month	2018	2019
April	1,010	378
May	2,169	2,045
June	2,931	3,208
July	4,463	5,189
August	5,732	6,693
September	7,058	7,918
October	8,539	
November	9,956	
December	11,059	
January	12,446	
February	14,212	
March	15,296	
April	16,094	
May	16,110	
June	16,112	

QUALITY

	Quantity	Base Number	Contract	AT	Region	England
% of FP17s for the same patient ID Re-attending within 3 months - Children	41	1,035	4.0%	9.2%	11.4%	11.6%
% of FP17s for the same patient ID Re-attending within 3 months - Adults	292	2,848	10.3%	12.5%	15.0%	15.5%
% of FP17s for the same patient ID Re-attending between 3 & 9 months - Children	412	1,035	39.8%	59.3%	59.9%	58.8%
% of FP17s for the same patient ID Re-attending between 3 & 9 months - Adults	1,710	2,848	60.0%	50.7%	52.0%	51.1%
% of FP17s for Band 1 Urgent Courses	202	3,605	5.6%	7.0%	8.0%	9.0%
% of FP17s Relating to Free Repair or Replacements	46	3,605	1.3%	0.8%	0.8%	0.8%
% of FP17s Relating to Continuations	50	3,605	1.4%	1.0%	0.9%	0.9%
% of Patients satisfied with the dentistry they have received	7	7	N/A	93.7%	93.5%	93.3%
% of Patients satisfied with the time they had to wait for an appointment	5	7	N/A	92.2%	89.1%	88.9%

* This is based on patients treated on this contract for their most recent course of treatment. Figures in italics indicate the base number of FP17s or Patient Questionnaire responses are less than 100. N/A is shown where the base number of responses is less than 10 during the period. % is calculated as Quantity/Base number*100

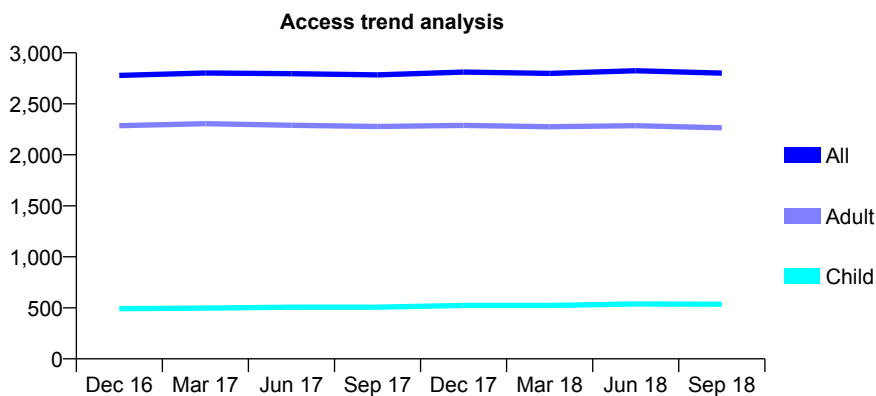
Q53 - Vital Signs At a Glance Contract Report for 932833/0001 - September 2018

Name or company name	MR B RAHNAMA
Contract type name	GDS Contract
Purpose of contract	General
Contract start date	01/04/2006
Contract end date	

18/19 Contracted general activity (UDA)	7,591
Carry forward general activity (UDA)	-70
18/19 Contracted orthodontic activity (UOA)	0
Carry forward orthodontic activity (UOA)	0
Baseline contract value	£230,462.78

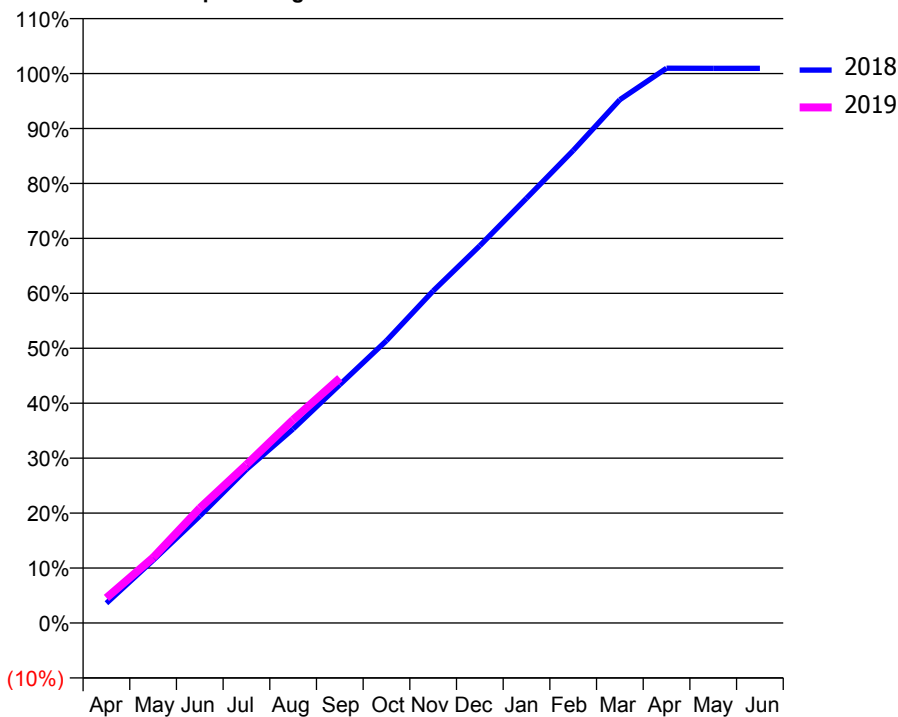
ACCESS*

Patients seen in 24 months	Total	Change since previous quarter
Quarter ending September 2017	2,784	
Quarter ending December 2017	2,811	→
Quarter ending March 2018	2,798	→
Quarter ending June 2018	2,824	→
Quarter ending September 2018	2,800	→
Variance since September 2017	0.6%	→



ACTIVITY

Cumulative percentage of contracted UDA delivered 2018 & 2019



Month	Adjusted Scheduled Activity (UDA)	
	2018	2019
April	273	348
May	867	903
June	1,478	1,588
July	2,124	2,188
August	2,681	2,808
September	3,292	3,383
October	3,901	
November	4,588	
December	5,212	
January	5,868	
February	6,528	
March	7,229	
April	7,665	
May	7,662	
June	7,662	

QUALITY

	Quantity	Base Number	Contract	AT	Region	England
% of FP17s for the same patient ID Re-attending within 3 months - Children	22	400	5.5%	9.2%	11.4%	11.6%
% of FP17s for the same patient ID Re-attending within 3 months - Adults	100	1,442	6.9%	12.5%	15.0%	15.5%
% of FP17s for the same patient ID Re-attending between 3 & 9 months - Children	211	400	52.8%	59.3%	59.9%	58.8%
% of FP17s for the same patient ID Re-attending between 3 & 9 months - Adults	735	1,442	51.0%	50.7%	52.0%	51.1%
% of FP17s for Band 1 Urgent Courses	123	1,541	8.0%	7.0%	8.0%	9.0%
% of FP17s Relating to Free Repair or Replacements	1	1,541	0.1%	0.8%	0.8%	0.8%
% of FP17s Relating to Continuations	2	1,541	0.1%	1.0%	0.9%	0.9%
% of Patients satisfied with the dentistry they have received	1	1	N/A	93.7%	93.5%	93.3%
% of Patients satisfied with the time they had to wait for an appointment	1	1	N/A	92.2%	89.1%	88.9%

* This is based on patients treated on this contract for their most recent course of treatment. Figures in italics indicate the base number of FP17s or Patient Questionnaire responses are less than 100. N/A is shown where the base number of responses is less than 10 during the period. % is calculated as Quantity/Base number*100

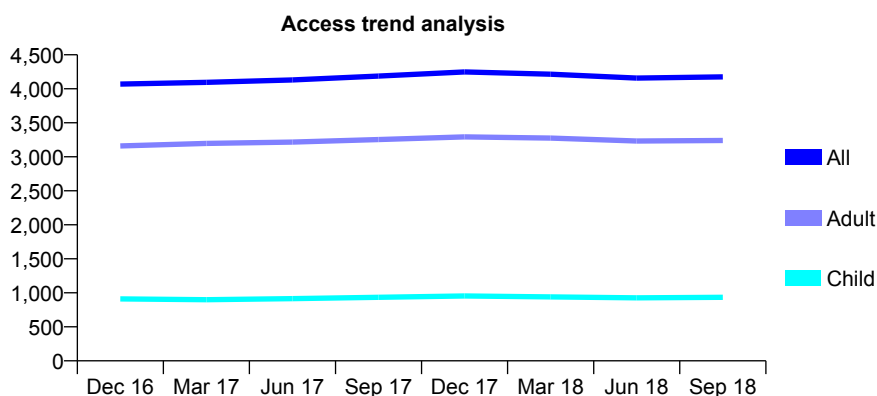
Q53 - Vital Signs At a Glance Contract Report for 960128/0001 - September 2018

Name or company name	MR Z SACRANIE
Contract type name	GDS Contract
Purpose of contract	General
Contract start date	01/04/2009
Contract end date	

18/19 Contracted general activity (UDA)	12,000
Carry forward general activity (UDA)	216
18/19 Contracted orthodontic activity (UOA)	0
Carry forward orthodontic activity (UOA)	0
Baseline contract value	£361,317.04

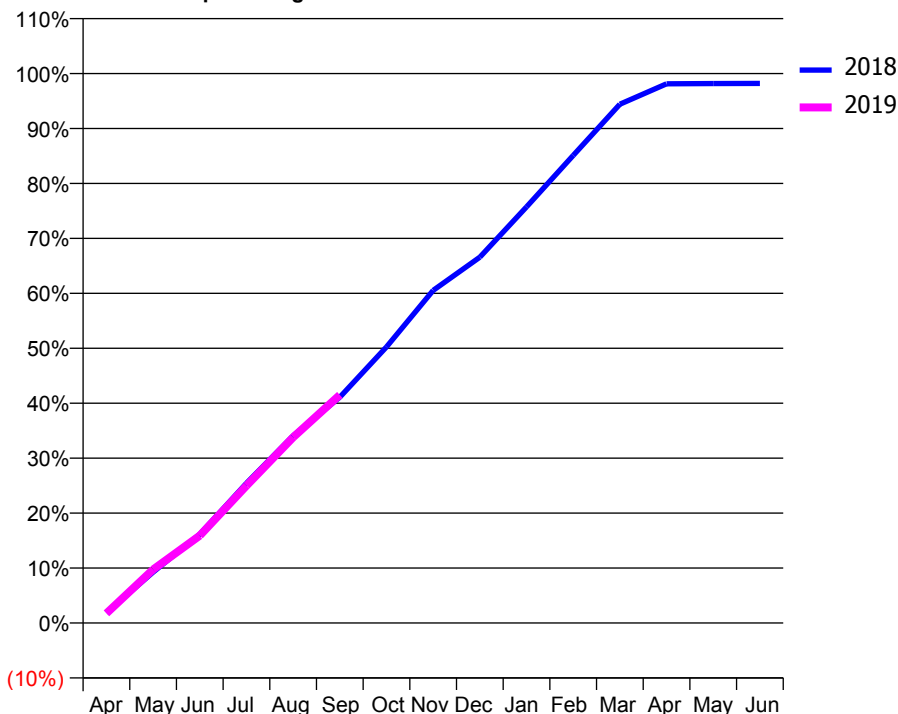
ACCESS*

Patients seen in 24 months	Total	Change since previous quarter
Quarter ending September 2017	4,188	
Quarter ending December 2017	4,248	→
Quarter ending March 2018	4,215	→
Quarter ending June 2018	4,158	↓
Quarter ending September 2018	4,175	→
Variance since September 2017	(0.3%)	→



ACTIVITY

Cumulative percentage of contracted UDA delivered 2018 & 2019



Adjusted Scheduled Activity (UDA)

Month	2018	2019
April	224	211
May	1,111	1,168
June	1,937	1,910
July	3,053	2,998
August	4,090	4,054
September	4,933	4,980
October	6,029	
November	7,264	
December	7,989	
January	9,087	
February	10,211	
March	11,330	
April	11,776	
May	11,782	
June	11,784	

QUALITY

	Quantity	Base Number	Contract	AT	Region	England
% of FP17s for the same patient ID Re-attending within 3 months - Children	70	756	9.3%	9.2%	11.4%	11.6%
% of FP17s for the same patient ID Re-attending within 3 months - Adults	376	2,351	16.0%	12.5%	15.0%	15.5%
% of FP17s for the same patient ID Re-attending between 3 & 9 months - Children	495	756	65.5%	59.3%	59.9%	58.8%
% of FP17s for the same patient ID Re-attending between 3 & 9 months - Adults	1,424	2,351	60.6%	50.7%	52.0%	51.1%
% of FP17s for Band 1 Urgent Courses	249	2,579	9.7%	7.0%	8.0%	9.0%
% of FP17s Relating to Free Repair or Replacements	37	2,579	1.4%	0.8%	0.8%	0.8%
% of FP17s Relating to Continuations	11	2,579	0.4%	1.0%	0.9%	0.9%
% of Patients satisfied with the dentistry they have received	4	4	N/A	93.7%	93.5%	93.3%
% of Patients satisfied with the time they had to wait for an appointment	4	4	N/A	92.2%	89.1%	88.9%

* This is based on patients treated on this contract for their most recent course of treatment. Figures in italics indicate the base number of FP17s or Patient Questionnaire responses are less than 100. N/A is shown where the base number of responses is less than 10 during the period. % is calculated as Quantity/Base number*100

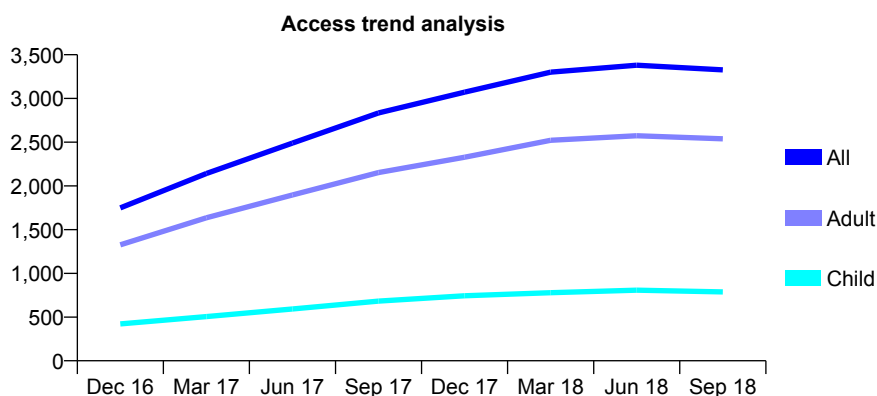
Q54 - Vital Signs At a Glance Contract Report for 100085/0000 - September 2018

Name or company name	Broadway Dental Suite
Contract type name	GDS Contract
Purpose of contract	General
Contract start date	01/04/2016
Contract end date	

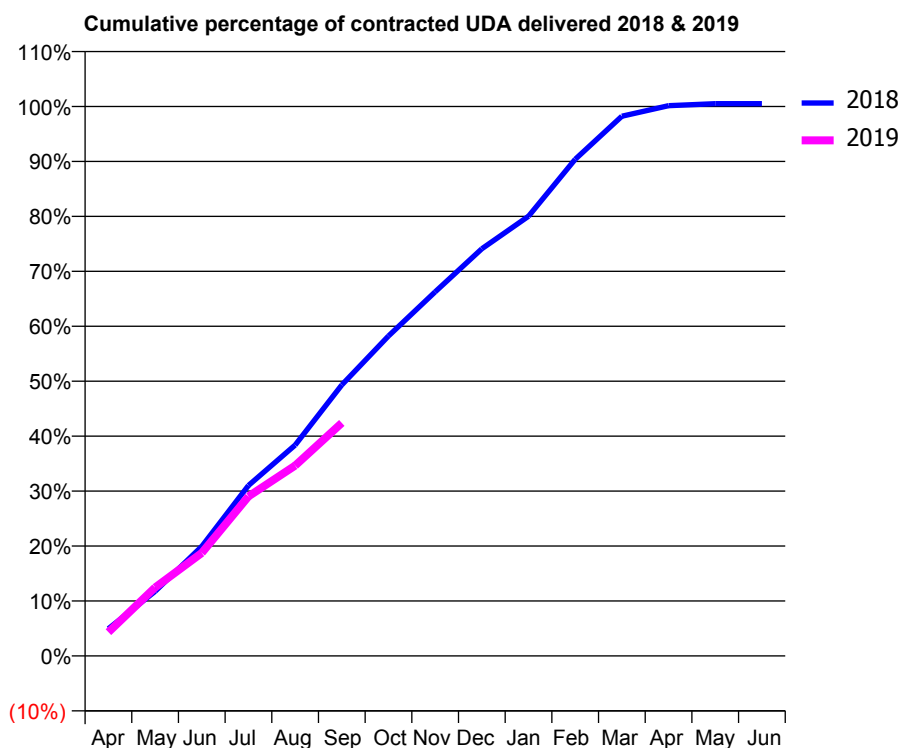
18/19 Contracted general activity (UDA)	11,239
Carry forward general activity (UDA)	-56
18/19 Contracted orthodontic activity (UOA)	0
Carry forward orthodontic activity (UOA)	0
Baseline contract value	£372,990.26

ACCESS*

Patients seen in 24 months	Total	Change since previous quarter
Quarter ending September 2017	2,835	
Quarter ending December 2017	3,072	↑
Quarter ending March 2018	3,301	↑
Quarter ending June 2018	3,381	↑
Quarter ending September 2018	3,327	↓
Variance since September 2017	17.4%	↑



ACTIVITY



Month	Adjusted Scheduled Activity (UDA)	
	2018	2019
April	558	486
May	1,321	1,399
June	2,240	2,106
July	3,487	3,264
August	4,312	3,892
September	5,543	4,767
October	6,545	
November	7,446	
December	8,327	
January	8,993	
February	10,157	
March	11,040	
April	11,253	
May	11,296	
June	11,296	

QUALITY

	Quantity	Base Number	Contract	AT	Region	England
% of FP17s for the same patient ID Re-attending within 3 months - Children	24	390	6.2%	9.8%	11.4%	11.6%
% of FP17s for the same patient ID Re-attending within 3 months - Adults	106	1,114	9.5%	14.7%	15.0%	15.5%
% of FP17s for the same patient ID Re-attending between 3 & 9 months - Children	112	390	28.7%	52.8%	59.9%	58.8%
% of FP17s for the same patient ID Re-attending between 3 & 9 months - Adults	315	1,114	28.3%	48.0%	52.0%	51.1%
% of FP17s for Band 1 Urgent Courses	76	1,449	5.2%	8.0%	8.0%	9.0%
% of FP17s Relating to Free Repair or Replacements	6	1,449	0.4%	0.7%	0.8%	0.8%
% of FP17s Relating to Continuations	2	1,449	0.1%	0.8%	0.9%	0.9%
% of Patients satisfied with the dentistry they have received	0	0	N/A	92.8%	93.5%	93.3%
% of Patients satisfied with the time they had to wait for an appointment	0	0	N/A	89.7%	89.1%	88.9%

* This is based on patients treated on this contract for their most recent course of treatment. Figures in italics indicate the base number of FP17s or Patient Questionnaire responses are less than 100. N/A is shown where the base number of responses is less than 10 during the period. % is calculated as Quantity/Base number*100

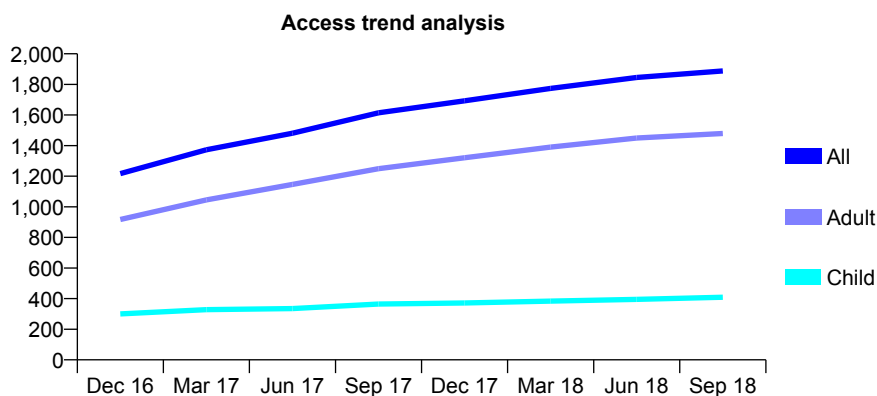
Q54 - Vital Signs At a Glance Contract Report for 100162/0000 - September 2018

Name or company name	Jandu Dental Surgery
Contract type name	GDS Contract
Purpose of contract	General
Contract start date	01/06/2016
Contract end date	

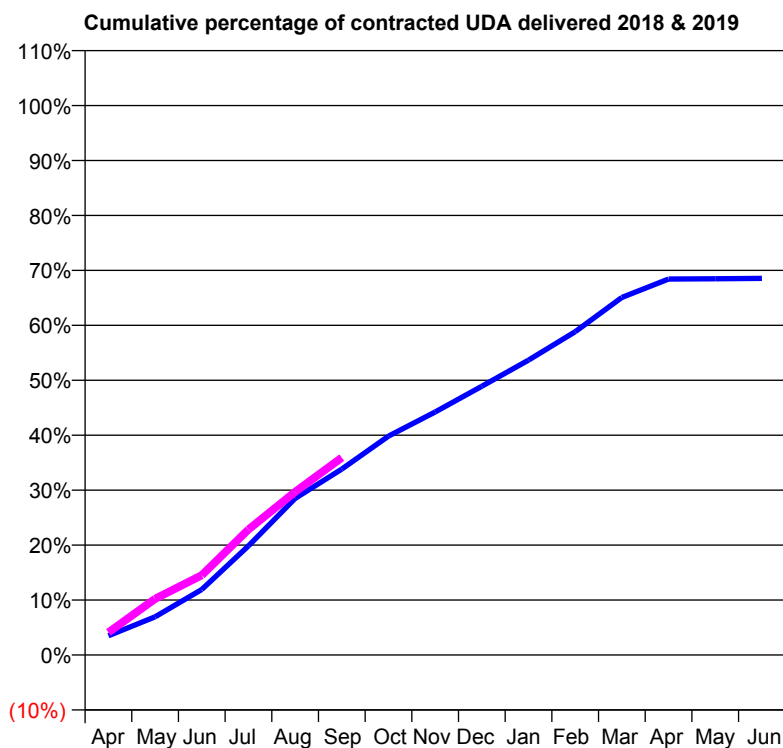
18/19 Contracted general activity (UDA)	7,200
Carry forward general activity (UDA)	0
18/19 Contracted orthodontic activity (UOA)	0
Carry forward orthodontic activity (UOA)	0
Baseline contract value	£154,937.75

ACCESS*

Patients seen in 24 months	Total	Change since previous quarter
Quarter ending September 2017	1,614	
Quarter ending December 2017	1,693	↑
Quarter ending March 2018	1,774	↑
Quarter ending June 2018	1,845	↑
Quarter ending September 2018	1,888	↑
Variance since September 2017	17.0%	↑



ACTIVITY



Month	Adjusted Scheduled Activity (UDA)	
	2018	2019
April	252	296
May	500	737
June	859	1,046
July	1,430	1,646
August	2,052	2,138
September	2,437	2,587
October	2,868	
November	3,185	
December	3,521	
January	3,865	
February	4,236	
March	4,686	
April	4,926	
May	4,929	
June	4,934	

QUALITY

	Quantity	Base Number	Contract	AT	Region	England
% of FP17s for the same patient ID Re-attending within 3 months - Children	14	320	4.4%	9.8%	11.4%	11.6%
% of FP17s for the same patient ID Re-attending within 3 months - Adults	160	1,194	13.4%	14.7%	15.0%	15.5%
% of FP17s for the same patient ID Re-attending between 3 & 9 months - Children	201	320	62.8%	52.8%	59.9%	58.8%
% of FP17s for the same patient ID Re-attending between 3 & 9 months - Adults	672	1,194	56.3%	48.0%	52.0%	51.1%
% of FP17s for Band 1 Urgent Courses	53	1,363	3.9%	8.0%	8.0%	9.0%
% of FP17s Relating to Free Repair or Replacements	12	1,363	0.9%	0.7%	0.8%	0.8%
% of FP17s Relating to Continuations	29	1,363	2.1%	0.8%	0.9%	0.9%
% of Patients satisfied with the dentistry they have received	0	0	N/A	92.8%	93.5%	93.3%
% of Patients satisfied with the time they had to wait for an appointment	0	0	N/A	89.7%	89.1%	88.9%

* This is based on patients treated on this contract for their most recent course of treatment. Figures in italics indicate the base number of FP17s or Patient Questionnaire responses are less than 100. N/A is shown where the base number of responses is less than 10 during the period. % is calculated as Quantity/Base number*100

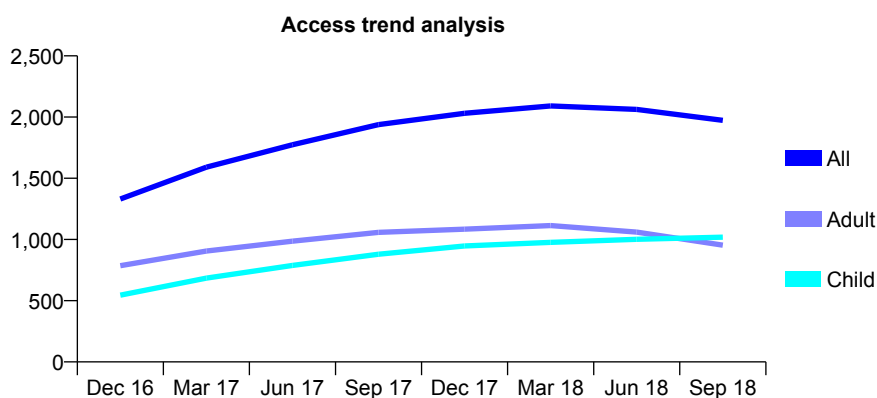
Q54 - Vital Signs At a Glance Contract Report for 100164/0000 - September 2018

Name or company name	Princes End Dental Practice
Contract type name	GDS Contract
Purpose of contract	General
Contract start date	01/06/2016
Contract end date	

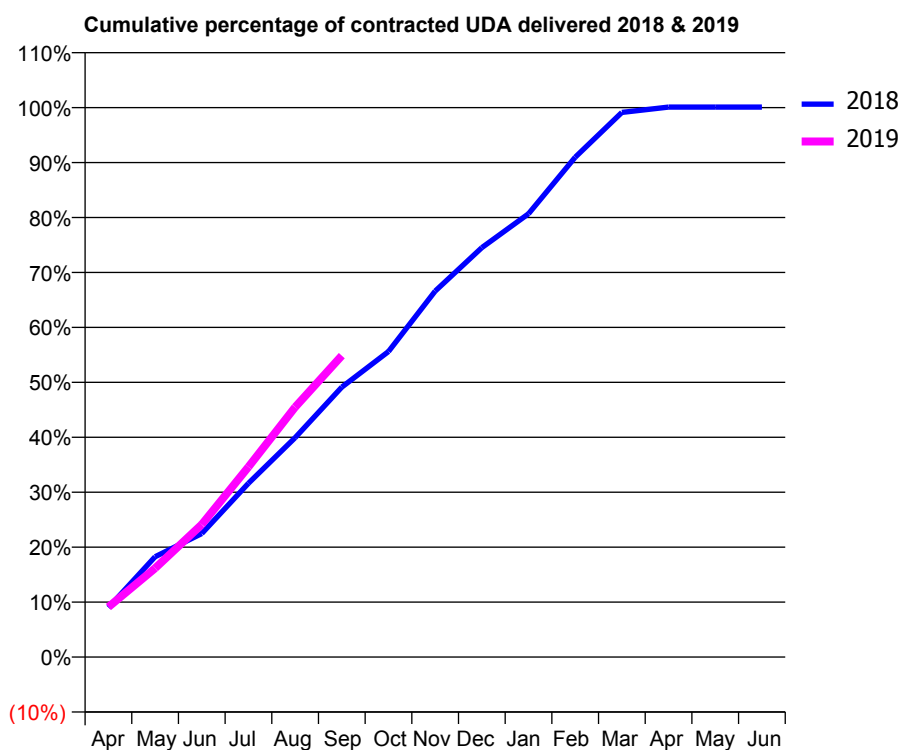
18/19 Contracted general activity (UDA)	4,890
Carry forward general activity (UDA)	-4
18/19 Contracted orthodontic activity (UOA)	0
Carry forward orthodontic activity (UOA)	0
Baseline contract value	£119,474.63

ACCESS*

Patients seen in 24 months	Total	Change since previous quarter
Quarter ending September 2017	1,938	
Quarter ending December 2017	2,031	↑
Quarter ending March 2018	2,091	↑
Quarter ending June 2018	2,063	↓
Quarter ending September 2018	1,973	↓
Variance since September 2017	1.8%	→



ACTIVITY



Month	Adjusted Scheduled Activity (UDA)	
	2018	2019
April	441	445
May	893	791
June	1,099	1,180
July	1,547	1,693
August	1,953	2,224
September	2,403	2,682
October	2,719	
November	3,257	
December	3,644	
January	3,945	
February	4,448	
March	4,846	
April	4,895	
May	4,895	
June	4,895	

QUALITY

	Quantity	Base Number	Contract	AT	Region	England
% of FP17s for the same patient ID Re-attending within 3 months - Children	44	702	6.3%	9.8%	11.4%	11.6%
% of FP17s for the same patient ID Re-attending within 3 months - Adults	43	376	11.4%	14.7%	15.0%	15.5%
% of FP17s for the same patient ID Re-attending between 3 & 9 months - Children	370	702	52.7%	52.8%	59.9%	58.8%
% of FP17s for the same patient ID Re-attending between 3 & 9 months - Adults	197	376	52.4%	48.0%	52.0%	51.1%
% of FP17s for Band 1 Urgent Courses	41	1,044	3.9%	8.0%	8.0%	9.0%
% of FP17s Relating to Free Repair or Replacements	0	1,044	0.0%	0.7%	0.8%	0.8%
% of FP17s Relating to Continuations	0	1,044	0.0%	0.8%	0.9%	0.9%
% of Patients satisfied with the dentistry they have received	1	1	N/A	92.8%	93.5%	93.3%
% of Patients satisfied with the time they had to wait for an appointment	1	1	N/A	89.7%	89.1%	88.9%

* This is based on patients treated on this contract for their most recent course of treatment. Figures in italics indicate the base number of FP17s or Patient Questionnaire responses are less than 100. N/A is shown where the base number of responses is less than 10 during the period. % is calculated as Quantity/Base number*100

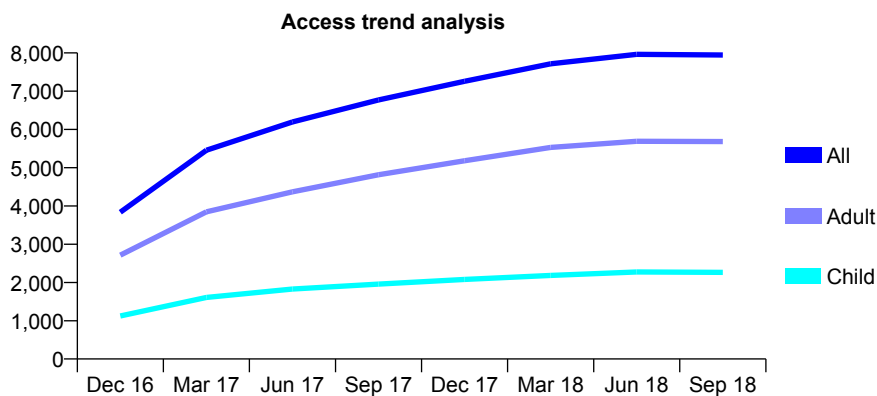
Q54 - Vital Signs At a Glance Contract Report for 100165/0000 - September 2018

Name or company name	Family Dental Centre Partnership
Contract type name	GDS Contract
Purpose of contract	General
Contract start date	01/06/2016
Contract end date	

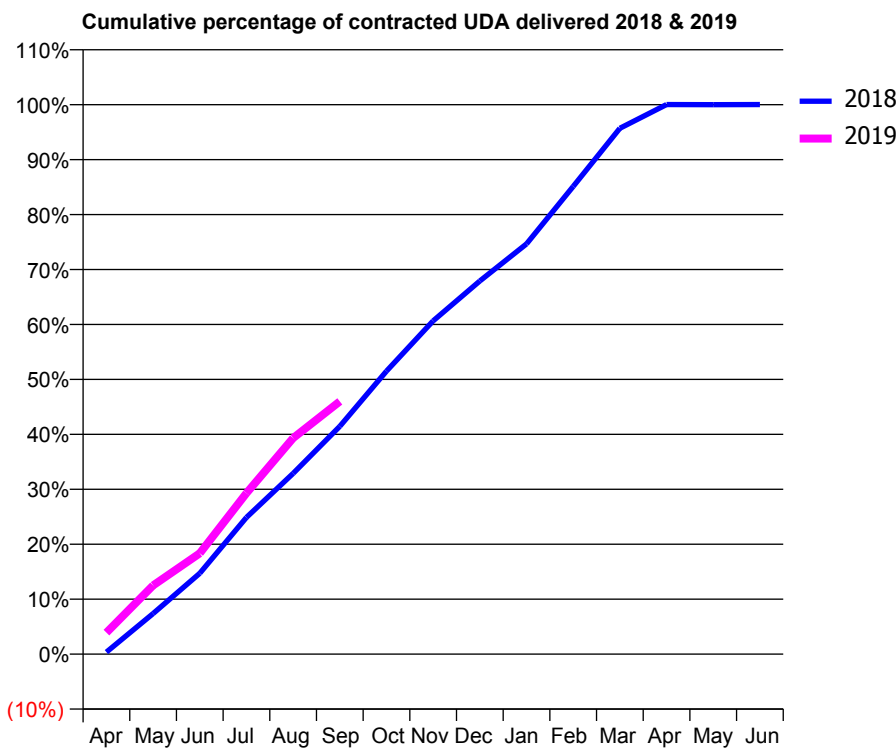
18/19 Contracted general activity (UDA)	17,884
Carry forward general activity (UDA)	-2
18/19 Contracted orthodontic activity (UOA)	0
Carry forward orthodontic activity (UOA)	0
Baseline contract value	£505,671.52

ACCESS*

Patients seen in 24 months	Total	Change since previous quarter
Quarter ending September 2017	6,771	
Quarter ending December 2017	7,259	↑
Quarter ending March 2018	7,716	↑
Quarter ending June 2018	7,964	↑
Quarter ending September 2018	7,946	→
Variance since September 2017	17.4%	↑



ACTIVITY



Month	Adjusted Scheduled Activity (UDA)	
	2018	2019
April	68	701
May	1,320	2,237
June	2,632	3,281
July	4,449	5,241
August	5,881	7,034
September	7,414	8,224
October	9,211	
November	10,849	
December	12,144	
January	13,352	
February	15,222	
March	17,115	
April	17,885	
May	17,884	
June	17,886	

QUALITY

	Quantity	Base Number	Contract	AT	Region	England
% of FP17s for the same patient ID Re-attending within 3 months - Children	127	1,501	8.5%	9.8%	11.4%	11.6%
% of FP17s for the same patient ID Re-attending within 3 months - Adults	458	3,564	12.9%	14.7%	15.0%	15.5%
% of FP17s for the same patient ID Re-attending between 3 & 9 months - Children	688	1,501	45.8%	52.8%	59.9%	58.8%
% of FP17s for the same patient ID Re-attending between 3 & 9 months - Adults	1,879	3,564	52.7%	48.0%	52.0%	51.1%
% of FP17s for Band 1 Urgent Courses	347	4,403	7.9%	8.0%	8.0%	9.0%
% of FP17s Relating to Free Repair or Replacements	50	4,403	1.1%	0.7%	0.8%	0.8%
% of FP17s Relating to Continuations	14	4,403	0.3%	0.8%	0.9%	0.9%
% of Patients satisfied with the dentistry they have received	3	3	N/A	92.8%	93.5%	93.3%
% of Patients satisfied with the time they had to wait for an appointment	3	3	N/A	89.7%	89.1%	88.9%

* This is based on patients treated on this contract for their most recent course of treatment. Figures in italics indicate the base number of FP17s or Patient Questionnaire responses are less than 100. N/A is shown where the base number of responses is less than 10 during the period. % is calculated as Quantity/Base number*100

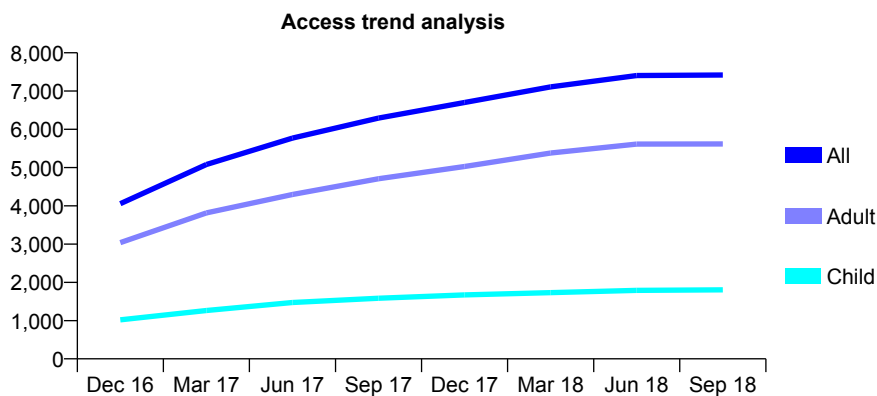
Q54 - Vital Signs At a Glance Contract Report for 100173/0000 - September 2018

Name or company name	Hilltop Dental Spa
Contract type name	GDS Contract
Purpose of contract	General
Contract start date	01/07/2016
Contract end date	

18/19 Contracted general activity (UDA)	23,164
Carry forward general activity (UDA)	62
18/19 Contracted orthodontic activity (UOA)	0
Carry forward orthodontic activity (UOA)	0
Baseline contract value	£634,691.61

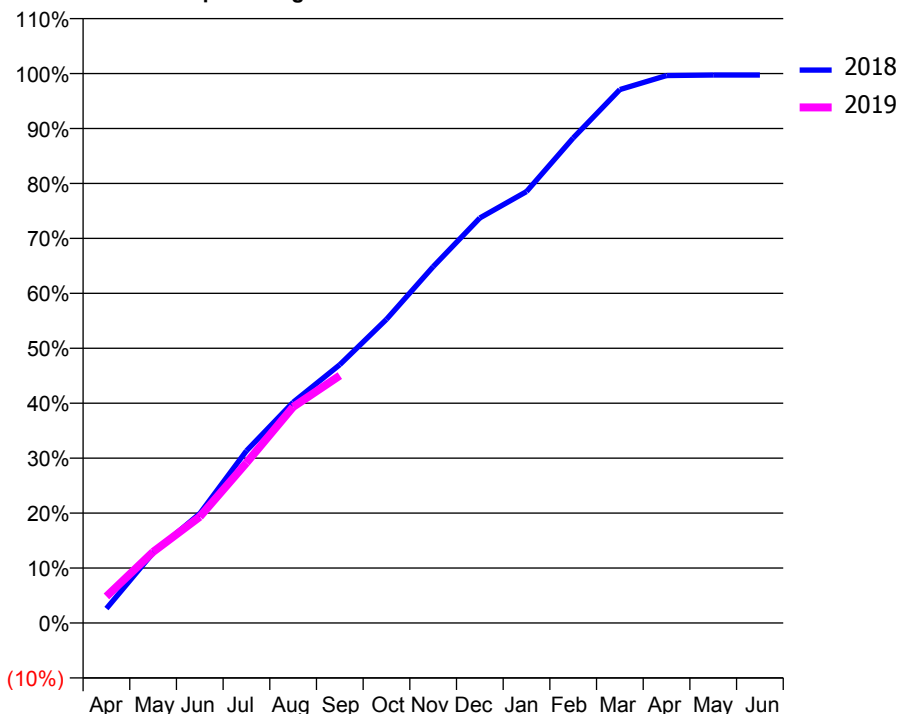
ACCESS*

Patients seen in 24 months	Total	Change since previous quarter
Quarter ending September 2017	6,293	
Quarter ending December 2017	6,701	↑
Quarter ending March 2018	7,108	↑
Quarter ending June 2018	7,404	↑
Quarter ending September 2018	7,421	→
Variance since September 2017	17.9%	↑



ACTIVITY

Cumulative percentage of contracted UDA delivered 2018 & 2019



Month	Adjusted Scheduled Activity (UDA)	
	2018	2019
April	611	1,122
May	2,962	2,997
June	4,609	4,479
July	7,257	6,754
August	9,304	9,107
September	10,893	10,428
October	12,802	
November	15,024	
December	17,077	
January	18,188	
February	20,449	
March	22,486	
April	23,078	
May	23,102	
June	23,102	

QUALITY

	Quantity	Base Number	Contract	AT	Region	England
% of FP17s for the same patient ID Re-attending within 3 months - Children	82	1,262	6.5%	9.8%	11.4%	11.6%
% of FP17s for the same patient ID Re-attending within 3 months - Adults	496	3,848	12.9%	14.7%	15.0%	15.5%
% of FP17s for the same patient ID Re-attending between 3 & 9 months - Children	756	1,262	59.9%	52.8%	59.9%	58.8%
% of FP17s for the same patient ID Re-attending between 3 & 9 months - Adults	2,171	3,848	56.4%	48.0%	52.0%	51.1%
% of FP17s for Band 1 Urgent Courses	242	4,861	5.0%	8.0%	8.0%	9.0%
% of FP17s Relating to Free Repair or Replacements	35	4,861	0.7%	0.7%	0.8%	0.8%
% of FP17s Relating to Continuations	128	4,861	2.6%	0.8%	0.9%	0.9%
% of Patients satisfied with the dentistry they have received	5	5	N/A	92.8%	93.5%	93.3%
% of Patients satisfied with the time they had to wait for an appointment	5	5	N/A	89.7%	89.1%	88.9%

* This is based on patients treated on this contract for their most recent course of treatment. Figures in italics indicate the base number of FP17s or Patient Questionnaire responses are less than 100. N/A is shown where the base number of responses is less than 10 during the period. % is calculated as Quantity/Base number*100

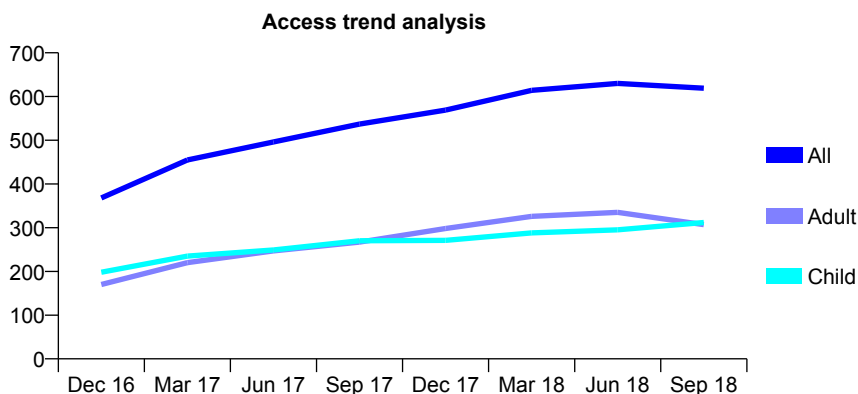
Q54 - Vital Signs At a Glance Contract Report for 100176/0000 - September 2018

Name or company name	Mr S Merali
Contract type name	GDS Contract
Purpose of contract	General
Contract start date	01/07/2016
Contract end date	

18/19 Contracted general activity (UDA)	2,323
Carry forward general activity (UDA)	0
18/19 Contracted orthodontic activity (UOA)	0
Carry forward orthodontic activity (UOA)	0
Baseline contract value	£54,047.10

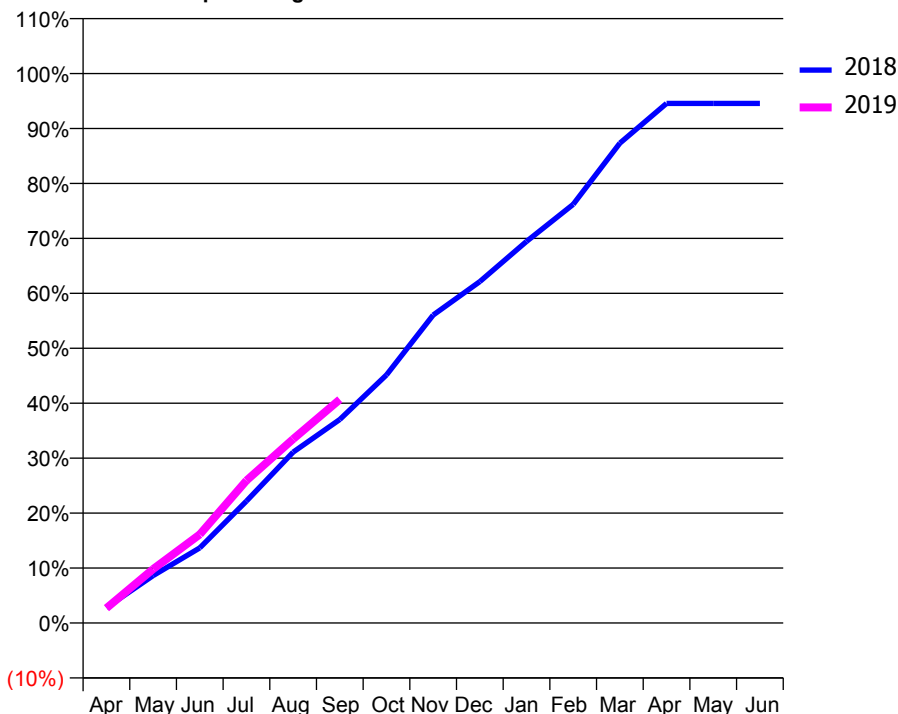
ACCESS*

Patients seen in 24 months	Total	Change since previous quarter
Quarter ending September 2017	537	
Quarter ending December 2017	569	↑
Quarter ending March 2018	614	↑
Quarter ending June 2018	630	↑
Quarter ending September 2018	619	↓
Variance since September 2017	15.3%	↑



ACTIVITY

Cumulative percentage of contracted UDA delivered 2018 & 2019



Adjusted Scheduled Activity (UDA)

Month	2018	2019
April	65	63
May	200	228
June	318	375
July	516	603
August	723	777
September	861	945
October	1,049	
November	1,302	
December	1,443	
January	1,613	
February	1,770	
March	2,029	
April	2,197	
May	2,197	
June	2,197	

QUALITY

	Quantity	Base Number	Contract	AT	Region	England
% of FP17s for the same patient ID Re-attending within 3 months - Children	13	242	5.4%	9.8%	11.4%	11.6%
% of FP17s for the same patient ID Re-attending within 3 months - Adults	28	185	15.1%	14.7%	15.0%	15.5%
% of FP17s for the same patient ID Re-attending between 3 & 9 months - Children	130	242	53.7%	52.8%	59.9%	58.8%
% of FP17s for the same patient ID Re-attending between 3 & 9 months - Adults	96	185	51.9%	48.0%	52.0%	51.1%
% of FP17s for Band 1 Urgent Courses	21	371	5.7%	8.0%	8.0%	9.0%
% of FP17s Relating to Free Repair or Replacements	1	371	0.3%	0.7%	0.8%	0.8%
% of FP17s Relating to Continuations	1	371	0.3%	0.8%	0.9%	0.9%
% of Patients satisfied with the dentistry they have received	0	0	N/A	92.8%	93.5%	93.3%
% of Patients satisfied with the time they had to wait for an appointment	0	0	N/A	89.7%	89.1%	88.9%

* This is based on patients treated on this contract for their most recent course of treatment. Figures in italics indicate the base number of FP17s or Patient Questionnaire responses are less than 100. N/A is shown where the base number of responses is less than 10 during the period. % is calculated as Quantity/Base number*100

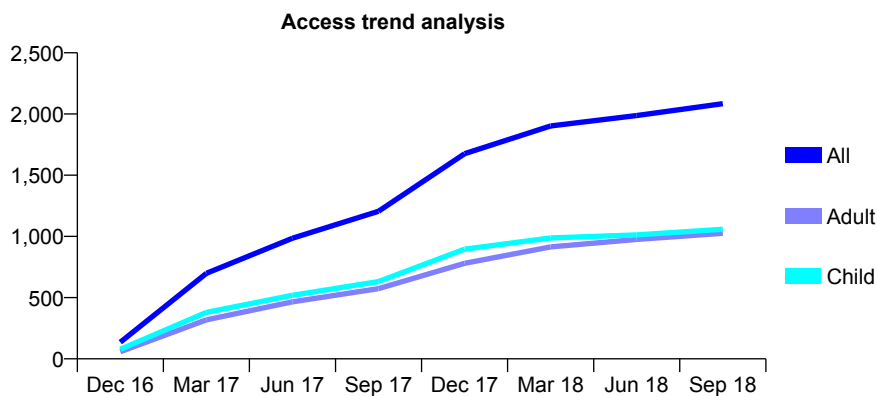
Q54 - Vital Signs At a Glance Contract Report for 100227/0000 - September 2018

Name or company name	Wolverhampton Community Dental Service
Contract type name	PDS Contract
Purpose of contract	General
Contract start date	01/11/2016
Contract end date	31/03/2019

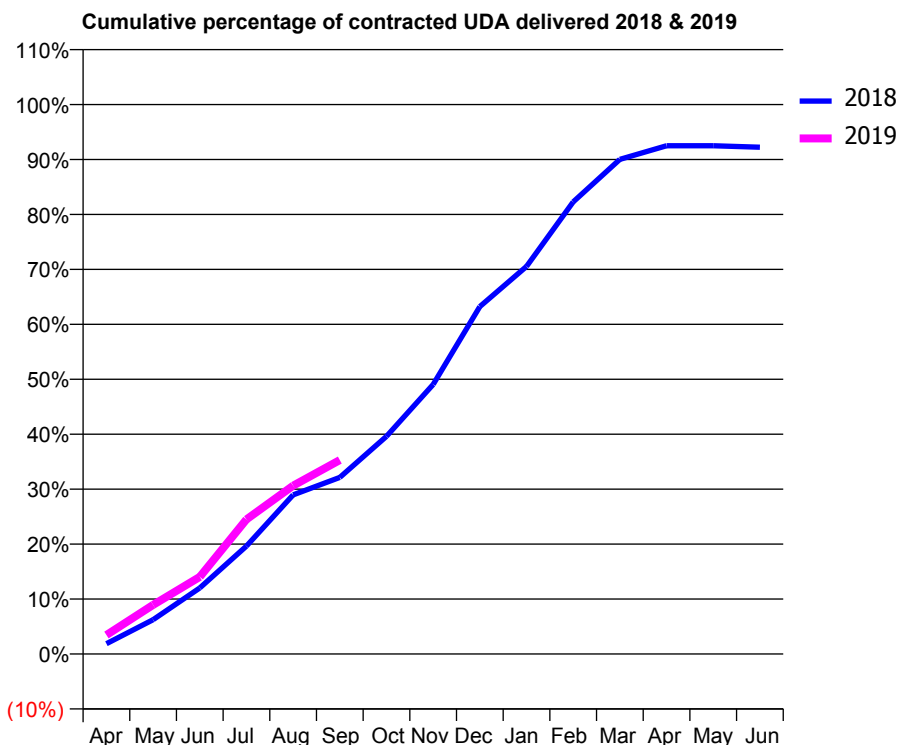
18/19 Contracted general activity (UDA)	4,500
Carry forward general activity (UDA)	0
18/19 Contracted orthodontic activity (UOA)	0
Carry forward orthodontic activity (UOA)	0
Baseline contract value	£0.00

ACCESS*

Patients seen in 24 months	Total	Change since previous quarter
Quarter ending September 2017	1,205	
Quarter ending December 2017	1,676	↑
Quarter ending March 2018	1,902	↑
Quarter ending June 2018	1,988	↑
Quarter ending September 2018	2,084	↑
Variance since September 2017	72.9%	↑



ACTIVITY



Month	Adjusted Scheduled Activity (UDA)	
	2018	2019
April	85	155
May	281	402
June	541	631
July	884	1,102
August	1,303	1,379
September	1,447	1,589
October	1,782	
November	2,208	
December	2,845	
January	3,173	
February	3,703	
March	4,051	
April	4,162	
May	4,162	
June	4,150	

QUALITY

	Quantity	Base Number	Contract	AT	Region	England
% of FP17s for the same patient ID Re-attending within 3 months - Children	41	544	7.5%	9.8%	11.4%	11.6%
% of FP17s for the same patient ID Re-attending within 3 months - Adults	89	503	17.7%	14.7%	15.0%	15.5%
% of FP17s for the same patient ID Re-attending between 3 & 9 months - Children	144	544	26.5%	52.8%	59.9%	58.8%
% of FP17s for the same patient ID Re-attending between 3 & 9 months - Adults	172	503	34.2%	48.0%	52.0%	51.1%
% of FP17s for Band 1 Urgent Courses	119	960	12.4%	8.0%	8.0%	9.0%
% of FP17s Relating to Free Repair or Replacements	0	960	0.0%	0.7%	0.8%	0.8%
% of FP17s Relating to Continuations	1	960	0.1%	0.8%	0.9%	0.9%
% of Patients satisfied with the dentistry they have received	0	0	N/A	92.8%	93.5%	93.3%
% of Patients satisfied with the time they had to wait for an appointment	0	0	N/A	89.7%	89.1%	88.9%

* This is based on patients treated on this contract for their most recent course of treatment. Figures in italics indicate the base number of FP17s or Patient Questionnaire responses are less than 100. N/A is shown where the base number of responses is less than 10 during the period. % is calculated as Quantity/Base number*100

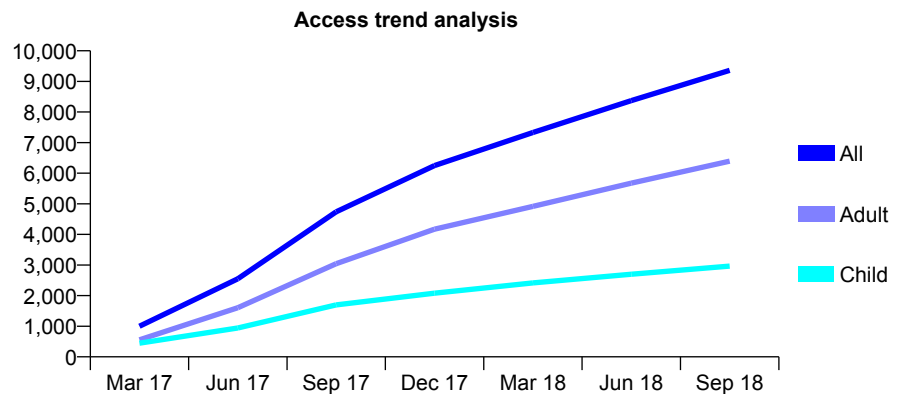
Q54 - Vital Signs At a Glance Contract Report for 100267/0000 - September 2018

Name or company name	Dudley Road Dental Practice
Contract type name	GDS Contract
Purpose of contract	General
Contract start date	01/02/2017
Contract end date	

18/19 Contracted general activity (UDA)	33,459
Carry forward general activity (UDA)	0
18/19 Contracted orthodontic activity (UOA)	0
Carry forward orthodontic activity (UOA)	0
Baseline contract value	£891,347.76

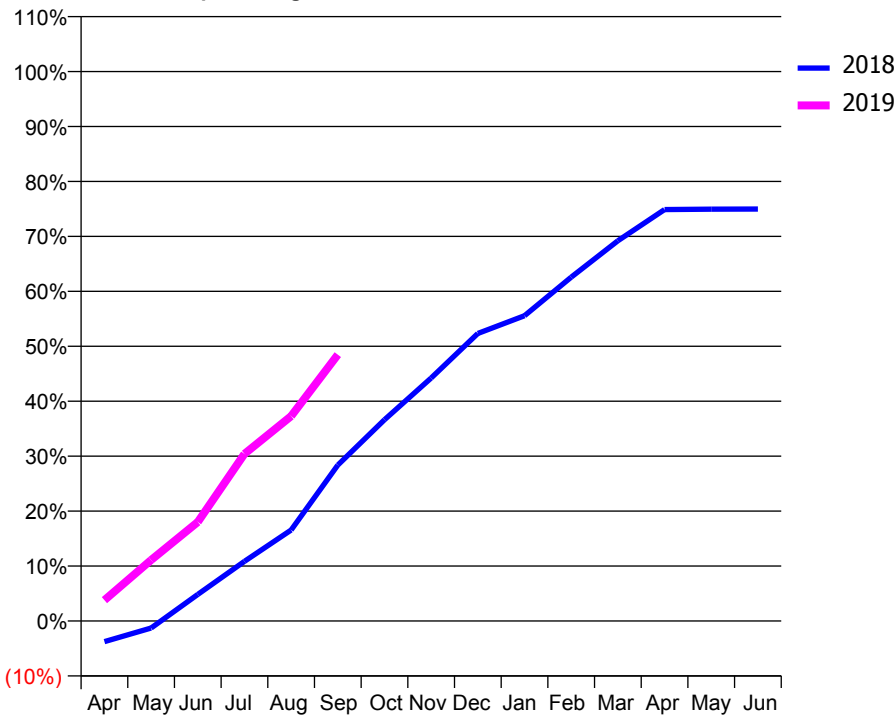
ACCESS*

Patients seen in 24 months	Total	Change since previous quarter
Quarter ending September 2017	4,739	
Quarter ending December 2017	6,252	↑
Quarter ending March 2018	7,331	↑
Quarter ending June 2018	8,373	↑
Quarter ending September 2018	9,362	↑
Variance since September 2017	97.6%	↑



ACTIVITY

Cumulative percentage of contracted UDA delivered 2018 & 2019



Month	Adjusted Scheduled Activity (UDA)	
	2018	2019
April	-1,259	1,271
May	-433	3,713
June	1,617	6,029
July	3,630	10,177
August	5,531	12,478
September	9,481	16,218
October	12,241	
November	14,782	
December	17,489	
January	18,563	
February	20,911	
March	23,127	
April	25,022	
May	25,044	
June	25,056	

QUALITY

	Quantity	Base Number	Contract	AT	Region	England
% of FP17s for the same patient ID Re-attending within 3 months - Children	112	2,191	5.1%	9.8%	11.4%	11.6%
% of FP17s for the same patient ID Re-attending within 3 months - Adults	487	4,107	11.9%	14.7%	15.0%	15.5%
% of FP17s for the same patient ID Re-attending between 3 & 9 months - Children	977	2,191	44.6%	52.8%	59.9%	58.8%
% of FP17s for the same patient ID Re-attending between 3 & 9 months - Adults	1,354	4,107	33.0%	48.0%	52.0%	51.1%
% of FP17s for Band 1 Urgent Courses	332	5,605	5.9%	8.0%	8.0%	9.0%
% of FP17s Relating to Free Repair or Replacements	24	5,605	0.4%	0.7%	0.8%	0.8%
% of FP17s Relating to Continuations	77	5,605	1.4%	0.8%	0.9%	0.9%
% of Patients satisfied with the dentistry they have received	0	1	N/A	92.8%	93.5%	93.3%
% of Patients satisfied with the time they had to wait for an appointment	1	1	N/A	89.7%	89.1%	88.9%

* This is based on patients treated on this contract for their most recent course of treatment. Figures in italics indicate the base number of FP17s or Patient Questionnaire responses are less than 100. N/A is shown where the base number of responses is less than 10 during the period. % is calculated as Quantity/Base number*100

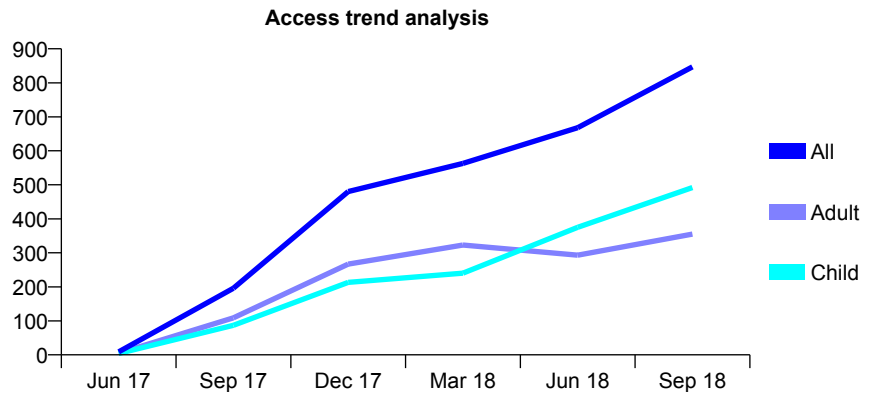
Q54 - Vital Signs At a Glance Contract Report for 100398/0000 - September 2018

Name or company name	Mr A Singh Jutla
Contract type name	GDS Contract
Purpose of contract	General
Contract start date	01/06/2017
Contract end date	

18/19 Contracted general activity (UDA)	2,000
Carry forward general activity (UDA)	-22
18/19 Contracted orthodontic activity (UOA)	0
Carry forward orthodontic activity (UOA)	0
Baseline contract value	£46,018.70

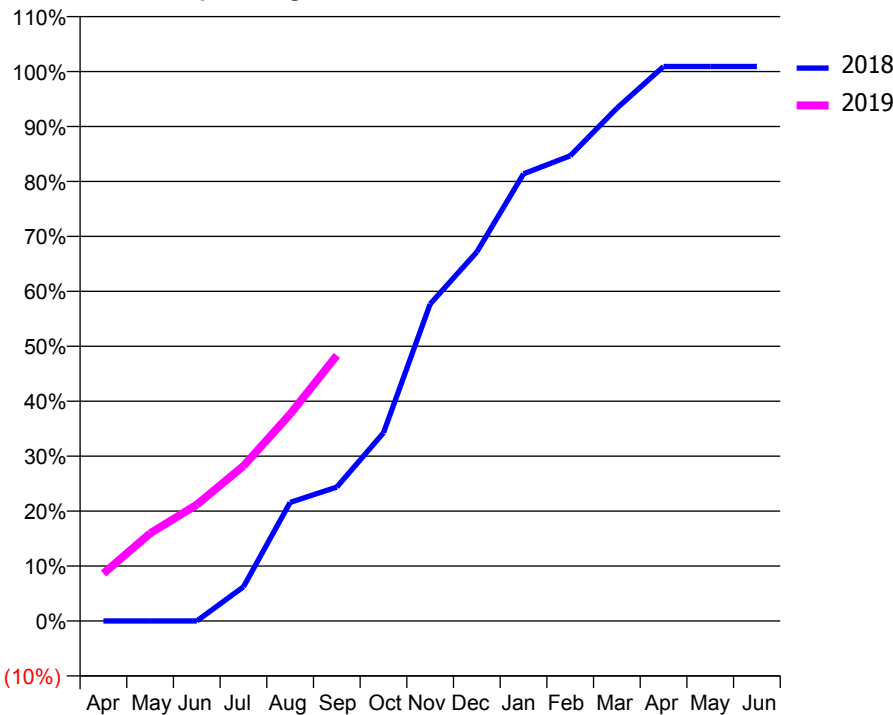
ACCESS*

Patients seen in 24 months	Total	Change since previous quarter
Quarter ending September 2017	196	
Quarter ending December 2017	480	↑
Quarter ending March 2018	563	↑
Quarter ending June 2018	668	↑
Quarter ending September 2018	847	↑
Variance since September 2017	332.1%	↑



ACTIVITY

Cumulative percentage of contracted UDA delivered 2018 & 2019



Month	Adjusted Scheduled Activity (UDA)	
	2018	2019
April	0	173
May	0	319
June	0	423
July	105	564
August	363	753
September	410	966
October	577	
November	971	
December	1,130	
January	1,370	
February	1,425	
March	1,571	
April	1,698	
May	1,698	
June	1,698	

QUALITY

	Quantity	Base Number	Contract	AT	Region	England
% of FP17s for the same patient ID Re-attending within 3 months - Children	13	417	3.1%	9.8%	11.4%	11.6%
% of FP17s for the same patient ID Re-attending within 3 months - Adults	12	200	6.0%	14.7%	15.0%	15.5%
% of FP17s for the same patient ID Re-attending between 3 & 9 months - Children	89	417	21.3%	52.8%	59.9%	58.8%
% of FP17s for the same patient ID Re-attending between 3 & 9 months - Adults	20	200	10.0%	48.0%	52.0%	51.1%
% of FP17s for Band 1 Urgent Courses	22	574	3.8%	8.0%	8.0%	9.0%
% of FP17s Relating to Free Repair or Replacements	0	574	0.0%	0.7%	0.8%	0.8%
% of FP17s Relating to Continuations	3	574	0.5%	0.8%	0.9%	0.9%
% of Patients satisfied with the dentistry they have received	0	0	N/A	92.8%	93.5%	93.3%
% of Patients satisfied with the time they had to wait for an appointment	0	0	N/A	89.7%	89.1%	88.9%

* This is based on patients treated on this contract for their most recent course of treatment. Figures in italics indicate the base number of FP17s or Patient Questionnaire responses are less than 100. N/A is shown where the base number of responses is less than 10 during the period. % is calculated as Quantity/Base number*100

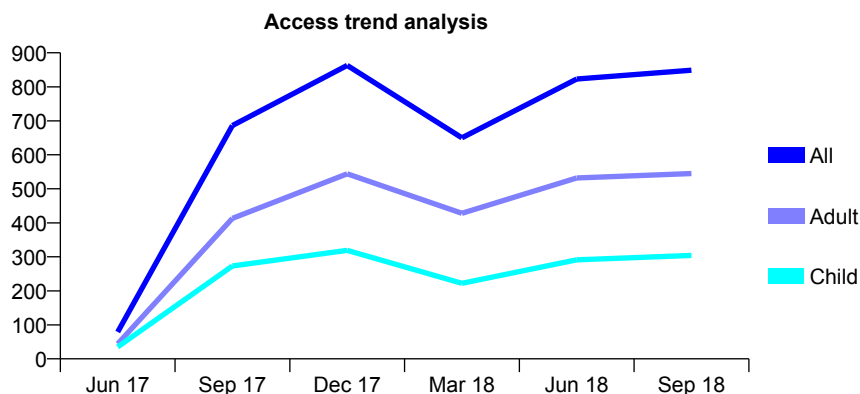
Q54 - Vital Signs At a Glance Contract Report for 100400/0000 - September 2018

Name or company name	Priory Dental Practice
Contract type name	GDS Contract
Purpose of contract	General
Contract start date	01/05/2017
Contract end date	

18/19 Contracted general activity (UDA)	3,000
Carry forward general activity (UDA)	0
18/19 Contracted orthodontic activity (UOA)	0
Carry forward orthodontic activity (UOA)	0
Baseline contract value	£70,696.86

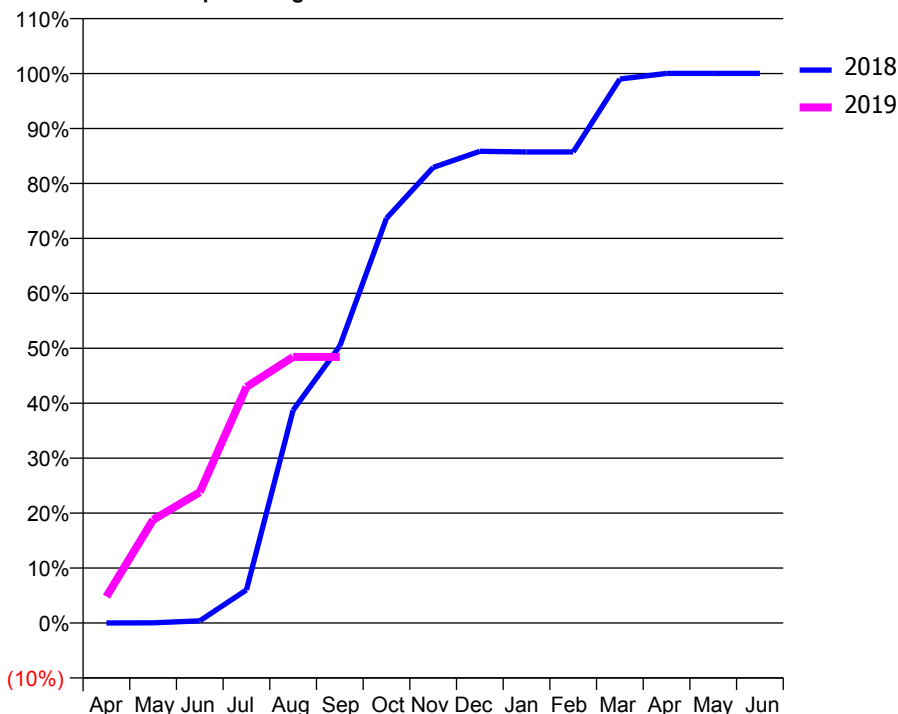
ACCESS*

Patients seen in 24 months	Total	Change since previous quarter
Quarter ending September 2017	686	
Quarter ending December 2017	863	↑
Quarter ending March 2018	650	↓
Quarter ending June 2018	823	↑
Quarter ending September 2018	849	↑
Variance since September 2017	23.8%	↑



ACTIVITY

Cumulative percentage of contracted UDA delivered 2018 & 2019



Month	Adjusted Scheduled Activity (UDA)	
	2018	2019
April	0	145
May	1	564
June	11	714
July	164	1,289
August	1,052	1,452
September	1,369	1,452
October	2,000	
November	2,251	
December	2,330	
January	2,327	
February	2,327	
March	2,688	
April	2,716	
May	2,716	
June	2,716	

QUALITY

	Quantity	Base Number	Contract	AT	Region	England
% of FP17s for the same patient ID Re-attending within 3 months - Children	8	273	2.9%	9.8%	11.4%	11.6%
% of FP17s for the same patient ID Re-attending within 3 months - Adults	24	345	7.0%	14.7%	15.0%	15.5%
% of FP17s for the same patient ID Re-attending between 3 & 9 months - Children	67	273	24.5%	52.8%	59.9%	58.8%
% of FP17s for the same patient ID Re-attending between 3 & 9 months - Adults	68	345	19.7%	48.0%	52.0%	51.1%
% of FP17s for Band 1 Urgent Courses	52	595	8.7%	8.0%	8.0%	9.0%
% of FP17s Relating to Free Repair or Replacements	12	595	2.0%	0.7%	0.8%	0.8%
% of FP17s Relating to Continuations	0	595	0.0%	0.8%	0.9%	0.9%
% of Patients satisfied with the dentistry they have received	0	0	N/A	92.8%	93.5%	93.3%
% of Patients satisfied with the time they had to wait for an appointment	0	0	N/A	89.7%	89.1%	88.9%

* This is based on patients treated on this contract for their most recent course of treatment. Figures in italics indicate the base number of FP17s or Patient Questionnaire responses are less than 100. N/A is shown where the base number of responses is less than 10 during the period. % is calculated as Quantity/Base number*100

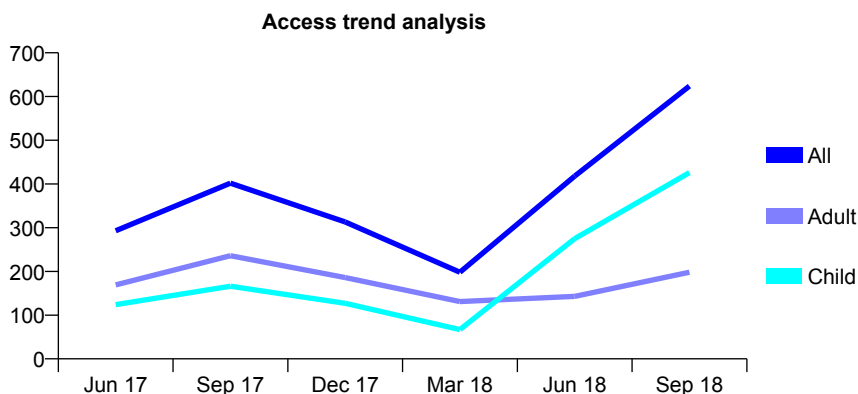
Q54 - Vital Signs At a Glance Contract Report for 100404/0000 - September 2018

Name or company name	New Road Dental Practice
Contract type name	GDS Contract
Purpose of contract	General
Contract start date	01/05/2017
Contract end date	

18/19 Contracted general activity (UDA)	2,000
Carry forward general activity (UDA)	3
18/19 Contracted orthodontic activity (UOA)	0
Carry forward orthodontic activity (UOA)	0
Baseline contract value	£27,671.90

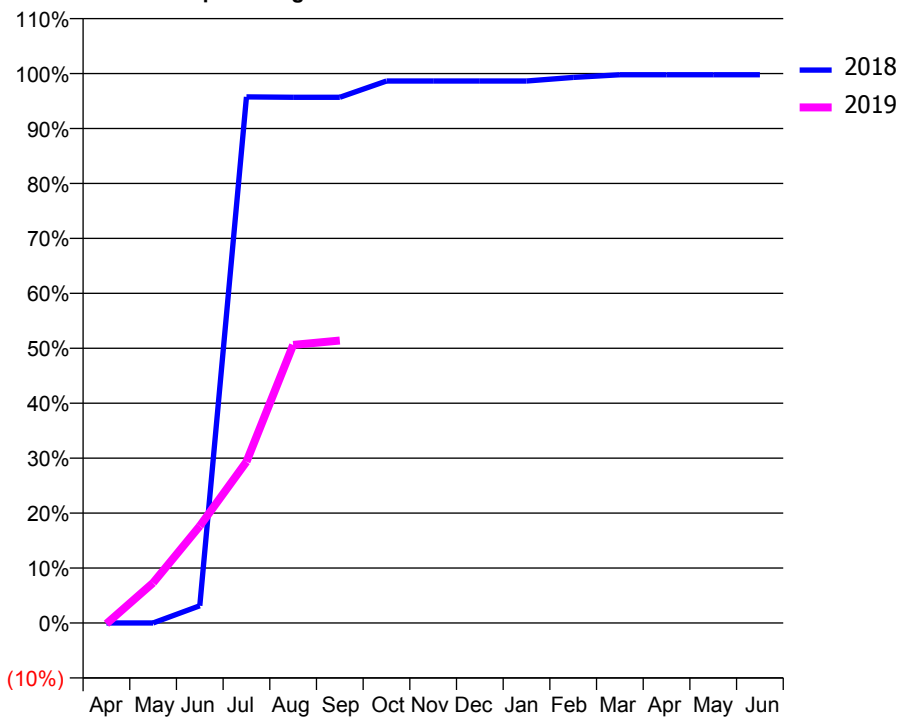
ACCESS*

Patients seen in 24 months	Total	Change since previous quarter
Quarter ending September 2017	402	
Quarter ending December 2017	313	↓
Quarter ending March 2018	198	↓
Quarter ending June 2018	418	↑
Quarter ending September 2018	624	↑
Variance since September 2017	55.2%	↑



ACTIVITY

Cumulative percentage of contracted UDA delivered 2018 & 2019



Month	Adjusted Scheduled Activity (UDA)	
	2018	2019
April	0	-3
May	0	146
June	58	353
July	1,780	587
August	1,779	1,012
September	1,779	1,028
October	1,834	
November	1,834	
December	1,834	
January	1,834	
February	1,846	
March	1,855	
April	1,855	
May	1,855	
June	1,855	

QUALITY

	Quantity	Base Number	Contract	AT	Region	England
% of FP17s for the same patient ID Re-attending within 3 months - Children	4	422	0.9%	9.8%	11.4%	11.6%
% of FP17s for the same patient ID Re-attending within 3 months - Adults	0	124	0.0%	14.7%	15.0%	15.5%
% of FP17s for the same patient ID Re-attending between 3 & 9 months - Children	1	422	0.2%	52.8%	59.9%	58.8%
% of FP17s for the same patient ID Re-attending between 3 & 9 months - Adults	1	124	0.8%	48.0%	52.0%	51.1%
% of FP17s for Band 1 Urgent Courses	27	546	4.9%	8.0%	8.0%	9.0%
% of FP17s Relating to Free Repair or Replacements	1	546	0.2%	0.7%	0.8%	0.8%
% of FP17s Relating to Continuations	0	546	0.0%	0.8%	0.9%	0.9%
% of Patients satisfied with the dentistry they have received	0	0	N/A	92.8%	93.5%	93.3%
% of Patients satisfied with the time they had to wait for an appointment	0	0	N/A	89.7%	89.1%	88.9%

* This is based on patients treated on this contract for their most recent course of treatment. Figures in italics indicate the base number of FP17s or Patient Questionnaire responses are less than 100. N/A is shown where the base number of responses is less than 10 during the period. % is calculated as Quantity/Base number*100

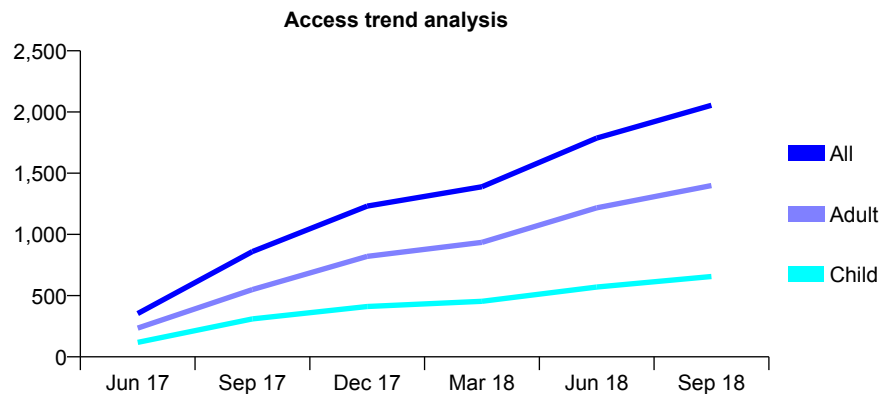
Q54 - Vital Signs At a Glance Contract Report for 100405/0000 - September 2018

Name or company name	MR S KUMAR
Contract type name	GDS Contract
Purpose of contract	General
Contract start date	01/04/2017
Contract end date	

18/19 Contracted general activity (UDA)	6,000
Carry forward general activity (UDA)	161
18/19 Contracted orthodontic activity (UOA)	0
Carry forward orthodontic activity (UOA)	0
Baseline contract value	£130,470.60

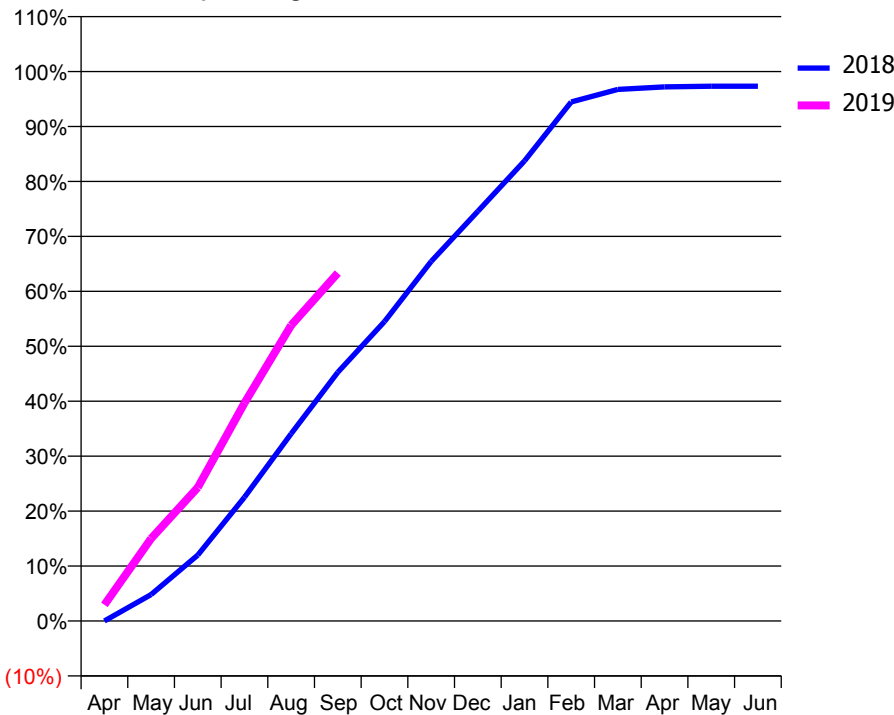
ACCESS*

Patients seen in 24 months	Total	Change since previous quarter
Quarter ending September 2017	860	
Quarter ending December 2017	1,232	↑
Quarter ending March 2018	1,389	↑
Quarter ending June 2018	1,787	↑
Quarter ending September 2018	2,055	↑
Variance since September 2017	139.0%	↑



ACTIVITY

Cumulative percentage of contracted UDA delivered 2018 & 2019



Month	Adjusted Scheduled Activity (UDA)	
	2018	2019
April	0	176
May	288	900
June	720	1,458
July	1,352	2,379
August	2,045	3,229
September	2,716	3,800
October	3,269	
November	3,926	
December	4,474	
January	5,023	
February	5,668	
March	5,804	
April	5,832	
May	5,839	
June	5,839	

QUALITY

	Quantity	Base Number	Contract	AT	Region	England
% of FP17s for the same patient ID Re-attending within 3 months - Children	32	447	7.2%	9.8%	11.4%	11.6%
% of FP17s for the same patient ID Re-attending within 3 months - Adults	123	919	13.4%	14.7%	15.0%	15.5%
% of FP17s for the same patient ID Re-attending between 3 & 9 months - Children	116	447	26.0%	52.8%	59.9%	58.8%
% of FP17s for the same patient ID Re-attending between 3 & 9 months - Adults	184	919	20.0%	48.0%	52.0%	51.1%
% of FP17s for Band 1 Urgent Courses	76	1,359	5.6%	8.0%	8.0%	9.0%
% of FP17s Relating to Free Repair or Replacements	30	1,359	2.2%	0.7%	0.8%	0.8%
% of FP17s Relating to Continuations	30	1,359	2.2%	0.8%	0.9%	0.9%
% of Patients satisfied with the dentistry they have received	0	0	N/A	92.8%	93.5%	93.3%
% of Patients satisfied with the time they had to wait for an appointment	0	0	N/A	89.7%	89.1%	88.9%

* This is based on patients treated on this contract for their most recent course of treatment. Figures in italics indicate the base number of FP17s or Patient Questionnaire responses are less than 100. N/A is shown where the base number of responses is less than 10 during the period. % is calculated as Quantity/Base number*100

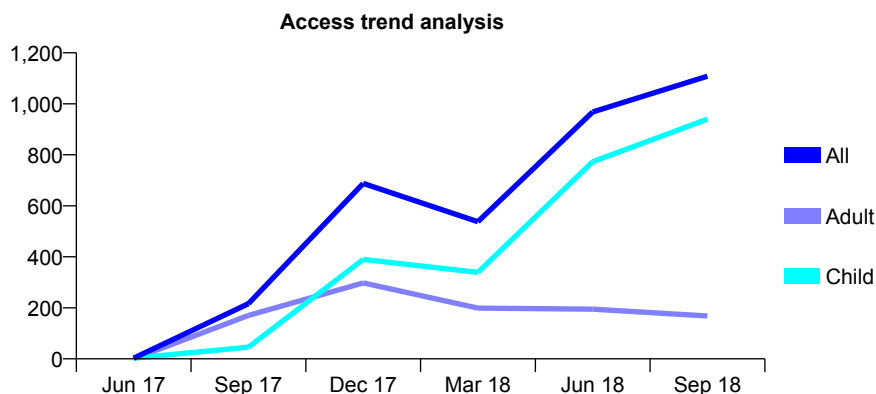
Q54 - Vital Signs At a Glance Contract Report for 100419/0000 - September 2018

Name or company name	MR AA DUGGAL
Contract type name	GDS Contract
Purpose of contract	General
Contract start date	01/05/2017
Contract end date	

18/19 Contracted general activity (UDA)	2,000
Carry forward general activity (UDA)	0
18/19 Contracted orthodontic activity (UOA)	0
Carry forward orthodontic activity (UOA)	0
Baseline contract value	£45,978.24

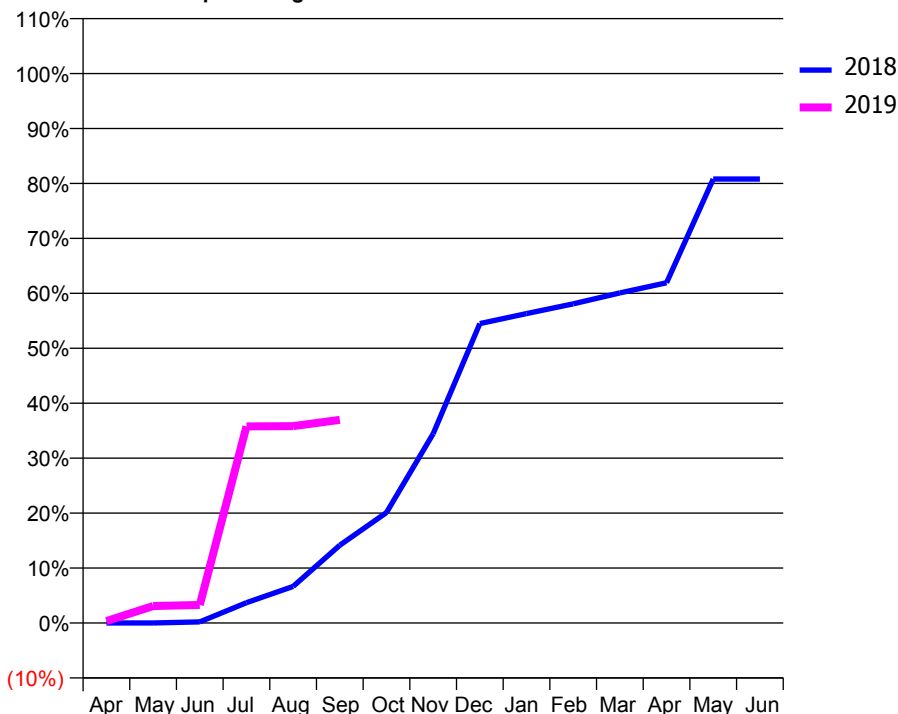
ACCESS*

Patients seen in 24 months	Total	Change since previous quarter
Quarter ending September 2017	216	
Quarter ending December 2017	688	↑
Quarter ending March 2018	538	↓
Quarter ending June 2018	968	↑
Quarter ending September 2018	1,108	↑
Variance since September 2017	413.0%	↑



ACTIVITY

Cumulative percentage of contracted UDA delivered 2018 & 2019



Month	Adjusted Scheduled Activity (UDA)	
	2018	2019
April	0	7
May	0	62
June	4	66
July	68	715
August	122	716
September	259	739
October	369	
November	631	
December	999	
January	1,032	
February	1,065	
March	1,101	
April	1,135	
May	1,481	
June	1,481	

QUALITY

	Quantity	Base Number	Contract	AT	Region	England
% of FP17s for the same patient ID Re-attending within 3 months - Children	1	963	0.1%	9.8%	11.4%	11.6%
% of FP17s for the same patient ID Re-attending within 3 months - Adults	4	84	4.8%	14.7%	15.0%	15.5%
% of FP17s for the same patient ID Re-attending between 3 & 9 months - Children	21	963	2.2%	52.8%	59.9%	58.8%
% of FP17s for the same patient ID Re-attending between 3 & 9 months - Adults	8	84	9.5%	48.0%	52.0%	51.1%
% of FP17s for Band 1 Urgent Courses	2	677	0.3%	8.0%	8.0%	9.0%
% of FP17s Relating to Free Repair or Replacements	0	677	0.0%	0.7%	0.8%	0.8%
% of FP17s Relating to Continuations	0	677	0.0%	0.8%	0.9%	0.9%
% of Patients satisfied with the dentistry they have received	1	1	N/A	92.8%	93.5%	93.3%
% of Patients satisfied with the time they had to wait for an appointment	1	1	N/A	89.7%	89.1%	88.9%

* This is based on patients treated on this contract for their most recent course of treatment. Figures in italics indicate the base number of FP17s or Patient Questionnaire responses are less than 100. N/A is shown where the base number of responses is less than 10 during the period. % is calculated as Quantity/Base number*100

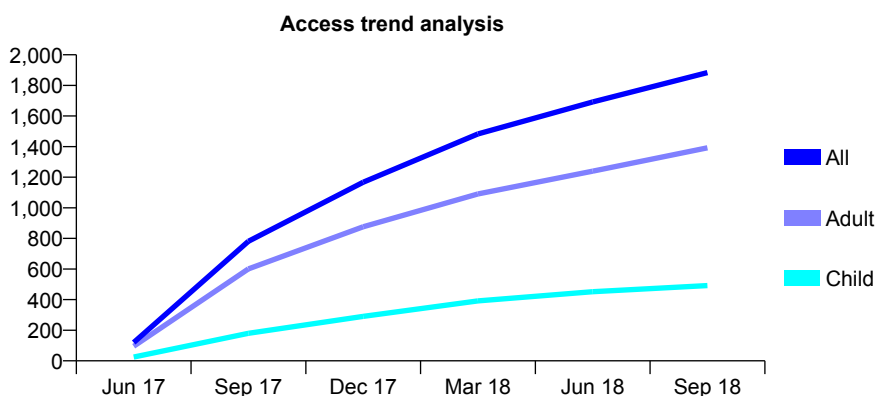
Q54 - Vital Signs At a Glance Contract Report for 100459/0000 - September 2018

Name or company name	Richmond House Dental Practice
Contract type name	GDS Contract
Purpose of contract	General and Orthodontic
Contract start date	01/06/2017
Contract end date	

18/19 Contracted general activity (UDA)	8,918
Carry forward general activity (UDA)	-112
18/19 Contracted orthodontic activity (UOA)	90
Carry forward orthodontic activity (UOA)	-1
Baseline contract value	£265,545.03

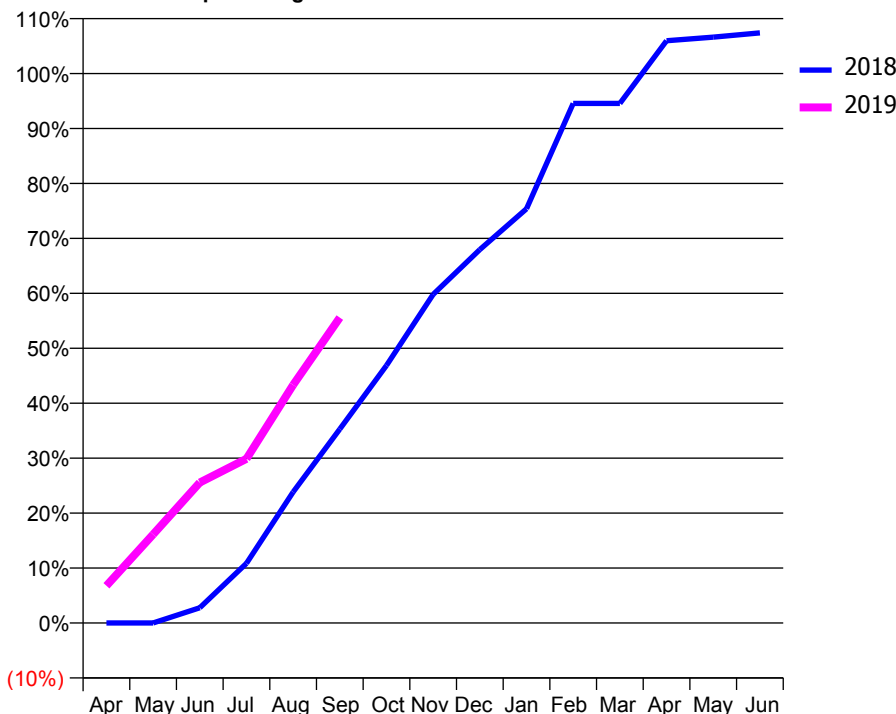
ACCESS*

Patients seen in 24 months	Total	Change since previous quarter
Quarter ending September 2017	781	
Quarter ending December 2017	1,167	↑
Quarter ending March 2018	1,483	↑
Quarter ending June 2018	1,692	↑
Quarter ending September 2018	1,884	↑
Variance since September 2017	141.2%	↑



ACTIVITY

Cumulative percentage of contracted UDA delivered 2018 & 2019



Adjusted Scheduled Activity (UDA)

Month	2018	2019
April	0	604
May	0	1,439
June	206	2,280
July	802	2,664
August	1,763	3,864
September	2,610	4,957
October	3,466	
November	4,422	
December	5,025	
January	5,575	
February	6,994	
March	6,994	
April	7,838	
May	7,886	
June	7,943	

QUALITY

	Quantity	Base Number	Contract	AT	Region	England
% of FP17s for the same patient ID Re-attending within 3 months - Children	61	652	9.4%	9.8%	11.4%	11.6%
% of FP17s for the same patient ID Re-attending within 3 months - Adults	169	1,446	11.7%	14.7%	15.0%	15.5%
% of FP17s for the same patient ID Re-attending between 3 & 9 months - Children	394	652	60.4%	52.8%	59.9%	58.8%
% of FP17s for the same patient ID Re-attending between 3 & 9 months - Adults	806	1,446	55.7%	48.0%	52.0%	51.1%
% of FP17s for Band 1 Urgent Courses	155	1,672	9.3%	8.0%	8.0%	9.0%
% of FP17s Relating to Free Repair or Replacements	18	1,672	1.1%	0.7%	0.8%	0.8%
% of FP17s Relating to Continuations	3	1,672	0.2%	0.8%	0.9%	0.9%
% of Patients satisfied with the dentistry they have received	2	2	N/A	92.8%	93.5%	93.3%
% of Patients satisfied with the time they had to wait for an appointment	2	2	N/A	89.7%	89.1%	88.9%

* This is based on patients treated on this contract for their most recent course of treatment. Figures in italics indicate the base number of FP17s or Patient Questionnaire responses are less than 100. N/A is shown where the base number of responses is less than 10 during the period. % is calculated as Quantity/Base number*100

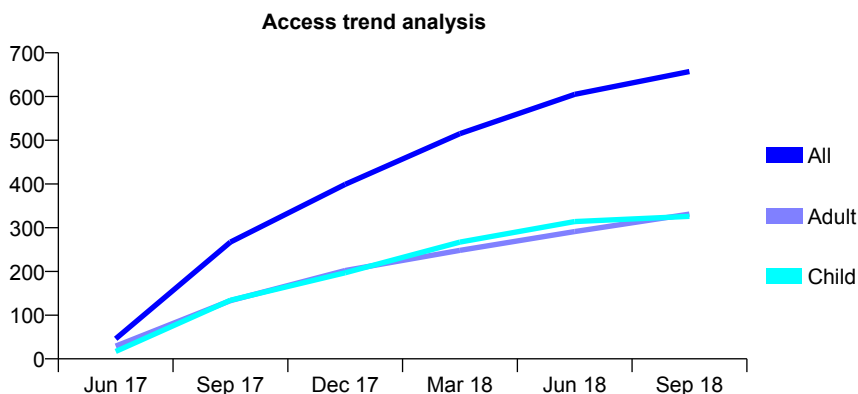
Q54 - Vital Signs At a Glance Contract Report for 100463/0000 - September 2018

Name or company name	MR SB MAHALEKAM
Contract type name	GDS Contract
Purpose of contract	General
Contract start date	01/05/2017
Contract end date	

18/19 Contracted general activity (UDA)	2,000
Carry forward general activity (UDA)	-15
18/19 Contracted orthodontic activity (UOA)	0
Carry forward orthodontic activity (UOA)	0
Baseline contract value	£26,053.66

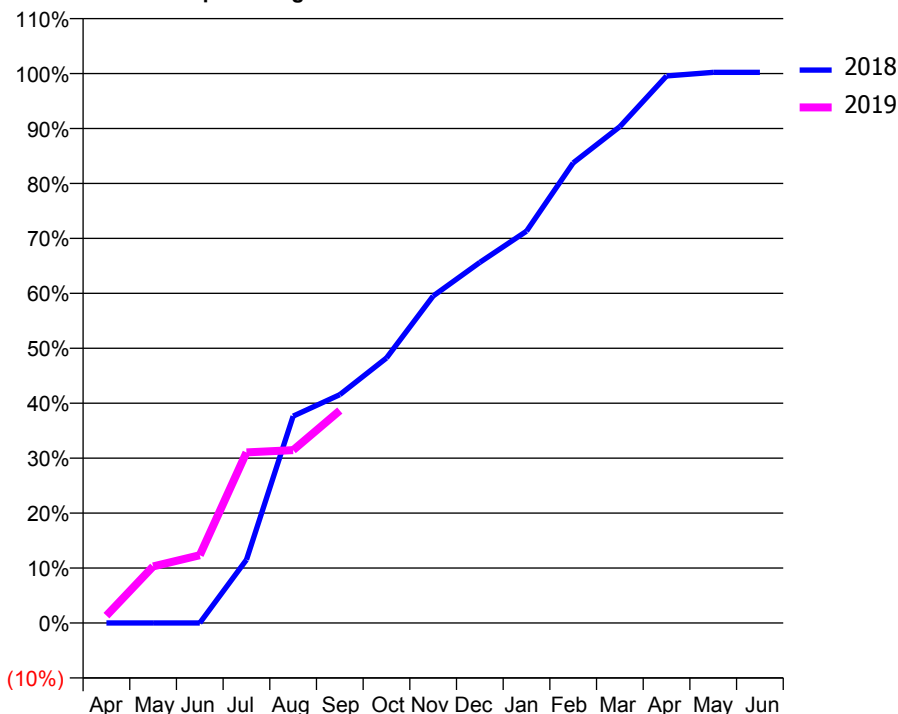
ACCESS*

Patients seen in 24 months	Total	Change since previous quarter
Quarter ending September 2017	267	
Quarter ending December 2017	399	↑
Quarter ending March 2018	515	↑
Quarter ending June 2018	605	↑
Quarter ending September 2018	657	↑
Variance since September 2017	146.1%	↑



ACTIVITY

Cumulative percentage of contracted UDA delivered 2018 & 2019



Month	Adjusted Scheduled Activity (UDA)	
	2018	2019
April	0	27
May	0	206
June	0	247
July	211	621
August	689	629
September	760	773
October	882	
November	1,089	
December	1,200	
January	1,304	
February	1,532	
March	1,652	
April	1,821	
May	1,833	
June	1,833	

QUALITY

	Quantity	Base Number	Contract	AT	Region	England
% of FP17s for the same patient ID Re-attending within 3 months - Children	5	219	2.3%	9.8%	11.4%	11.6%
% of FP17s for the same patient ID Re-attending within 3 months - Adults	6	220	2.7%	14.7%	15.0%	15.5%
% of FP17s for the same patient ID Re-attending between 3 & 9 months - Children	23	219	10.5%	52.8%	59.9%	58.8%
% of FP17s for the same patient ID Re-attending between 3 & 9 months - Adults	13	220	5.9%	48.0%	52.0%	51.1%
% of FP17s for Band 1 Urgent Courses	27	359	7.5%	8.0%	8.0%	9.0%
% of FP17s Relating to Free Repair or Replacements	1	359	0.3%	0.7%	0.8%	0.8%
% of FP17s Relating to Continuations	0	359	0.0%	0.8%	0.9%	0.9%
% of Patients satisfied with the dentistry they have received	0	0	N/A	92.8%	93.5%	93.3%
% of Patients satisfied with the time they had to wait for an appointment	0	0	N/A	89.7%	89.1%	88.9%

* This is based on patients treated on this contract for their most recent course of treatment. Figures in italics indicate the base number of FP17s or Patient Questionnaire responses are less than 100. N/A is shown where the base number of responses is less than 10 during the period. % is calculated as Quantity/Base number*100

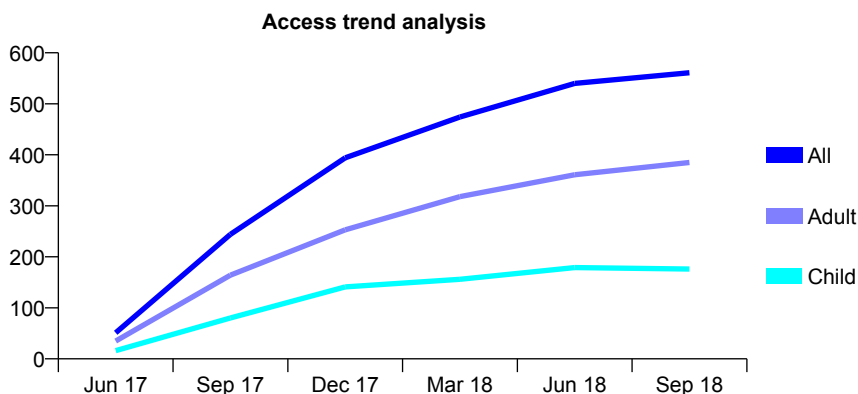
Q54 - Vital Signs At a Glance Contract Report for 100465/0000 - September 2018

Name or company name	MR KS GILL
Contract type name	GDS Contract
Purpose of contract	General
Contract start date	01/05/2017
Contract end date	

18/19 Contracted general activity (UDA)	2,000
Carry forward general activity (UDA)	27
18/19 Contracted orthodontic activity (UOA)	0
Carry forward orthodontic activity (UOA)	0
Baseline contract value	£44,056.58

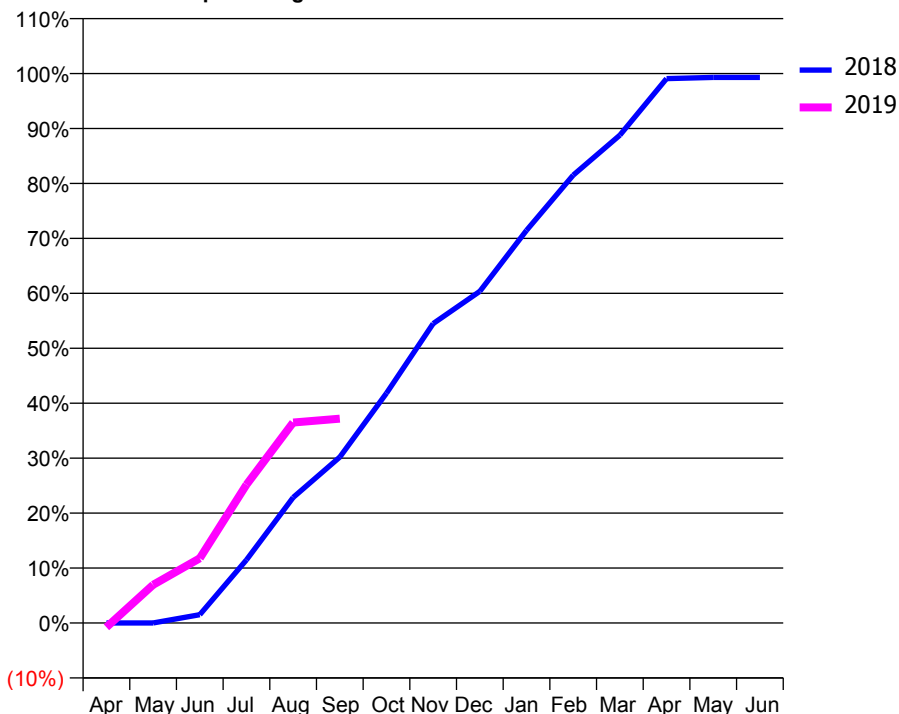
ACCESS*

Patients seen in 24 months	Total	Change since previous quarter
Quarter ending September 2017	244	
Quarter ending December 2017	394	↑
Quarter ending March 2018	474	↑
Quarter ending June 2018	540	↑
Quarter ending September 2018	561	↑
Variance since September 2017	129.9%	↑



ACTIVITY

Cumulative percentage of contracted UDA delivered 2018 & 2019



Month	Adjusted Scheduled Activity (UDA)	
	2018	2019
April	0	-16
May	0	139
June	28	235
July	210	504
August	419	730
September	554	744
October	767	
November	999	
December	1,106	
January	1,310	
February	1,494	
March	1,627	
April	1,816	
May	1,820	
June	1,820	

QUALITY

	Quantity	Base Number	Contract	AT	Region	England
% of FP17s for the same patient ID Re-attending within 3 months - Children	2	150	1.3%	9.8%	11.4%	11.6%
% of FP17s for the same patient ID Re-attending within 3 months - Adults	11	260	4.2%	14.7%	15.0%	15.5%
% of FP17s for the same patient ID Re-attending between 3 & 9 months - Children	51	150	34.0%	52.8%	59.9%	58.8%
% of FP17s for the same patient ID Re-attending between 3 & 9 months - Adults	63	260	24.2%	48.0%	52.0%	51.1%
% of FP17s for Band 1 Urgent Courses	10	345	2.9%	8.0%	8.0%	9.0%
% of FP17s Relating to Free Repair or Replacements	1	345	0.3%	0.7%	0.8%	0.8%
% of FP17s Relating to Continuations	0	345	0.0%	0.8%	0.9%	0.9%
% of Patients satisfied with the dentistry they have received	0	0	N/A	92.8%	93.5%	93.3%
% of Patients satisfied with the time they had to wait for an appointment	0	0	N/A	89.7%	89.1%	88.9%

* This is based on patients treated on this contract for their most recent course of treatment. Figures in italics indicate the base number of FP17s or Patient Questionnaire responses are less than 100. N/A is shown where the base number of responses is less than 10 during the period. % is calculated as Quantity/Base number*100

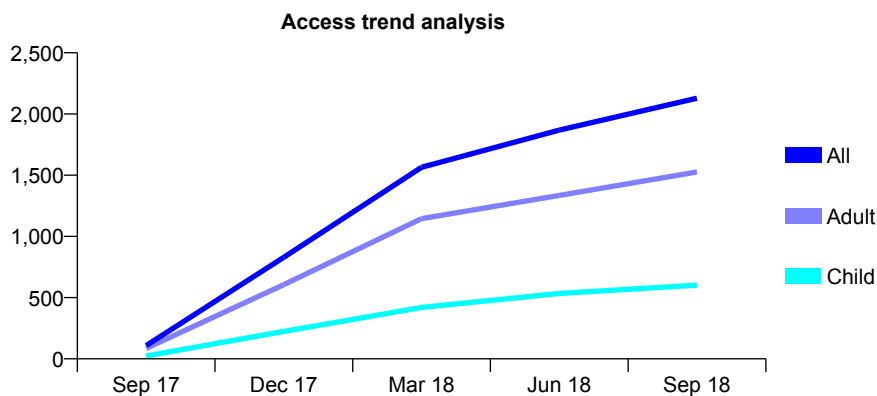
Q54 - Vital Signs At a Glance Contract Report for 100517/0000 - September 2018

Name or company name	BST Partnership
Contract type name	PDS Plus Contract
Purpose of contract	General
Contract start date	01/09/2017
Contract end date	31/03/2020

18/19 Contracted general activity (UDA)	7,000
Carry forward general activity (UDA)	-4
18/19 Contracted orthodontic activity (UOA)	0
Carry forward orthodontic activity (UOA)	0
Baseline contract value	£89,250.00

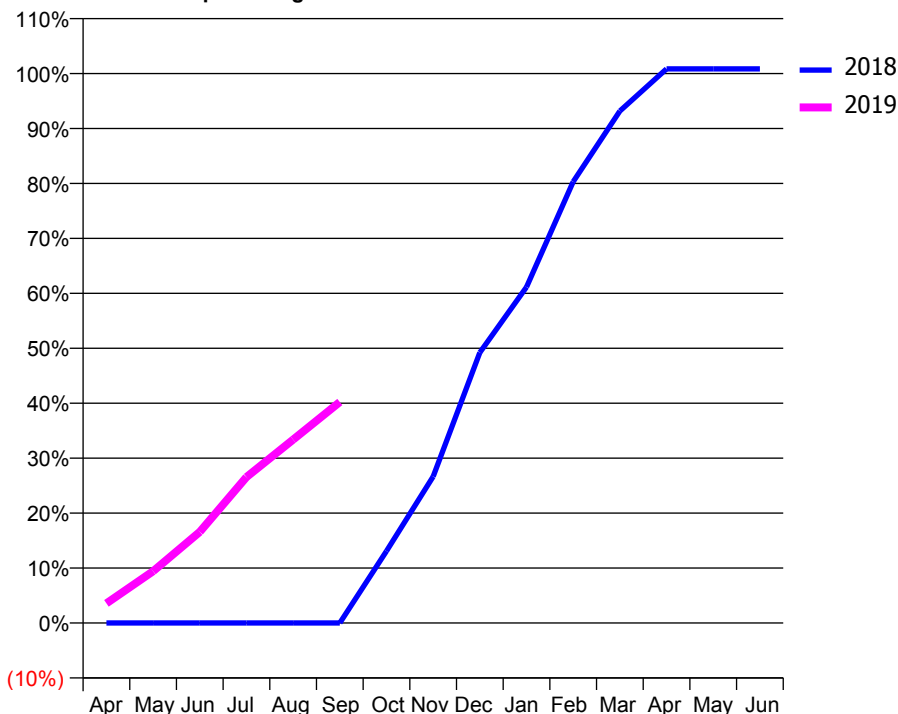
ACCESS*

Patients seen in 24 months	Total	Change since previous quarter
Quarter ending September 2017	108	
Quarter ending December 2017	830	↑
Quarter ending March 2018	1,565	↑
Quarter ending June 2018	1,869	↑
Quarter ending September 2018	2,129	↑
Variance since September 2017	1871.3%	↑



ACTIVITY

Cumulative percentage of contracted UDA delivered 2018 & 2019



Month	Adjusted Scheduled Activity (UDA)	
	2018	2019
April	0	251
May	0	660
June	0	1,162
July	0	1,859
August	0	2,337
September	0	2,815
October	522	
November	1,062	
December	1,963	
January	2,437	
February	3,201	
March	3,714	
April	4,020	
May	4,020	
June	4,020	

QUALITY

	Quantity	Base Number	Contract	AT	Region	England
% of FP17s for the same patient ID Re-attending within 3 months - Children	13	446	2.9%	9.8%	11.4%	11.6%
% of FP17s for the same patient ID Re-attending within 3 months - Adults	143	1,172	12.2%	14.7%	15.0%	15.5%
% of FP17s for the same patient ID Re-attending between 3 & 9 months - Children	211	446	47.3%	52.8%	59.9%	58.8%
% of FP17s for the same patient ID Re-attending between 3 & 9 months - Adults	523	1,172	44.6%	48.0%	52.0%	51.1%
% of FP17s for Band 1 Urgent Courses	120	1,483	8.1%	8.0%	8.0%	9.0%
% of FP17s Relating to Free Repair or Replacements	12	1,483	0.8%	0.7%	0.8%	0.8%
% of FP17s Relating to Continuations	21	1,483	1.4%	0.8%	0.9%	0.9%
% of Patients satisfied with the dentistry they have received	0	0	N/A	92.8%	93.5%	93.3%
% of Patients satisfied with the time they had to wait for an appointment	0	0	N/A	89.7%	89.1%	88.9%

* This is based on patients treated on this contract for their most recent course of treatment. Figures in italics indicate the base number of FP17s or Patient Questionnaire responses are less than 100. N/A is shown where the base number of responses is less than 10 during the period. % is calculated as Quantity/Base number*100

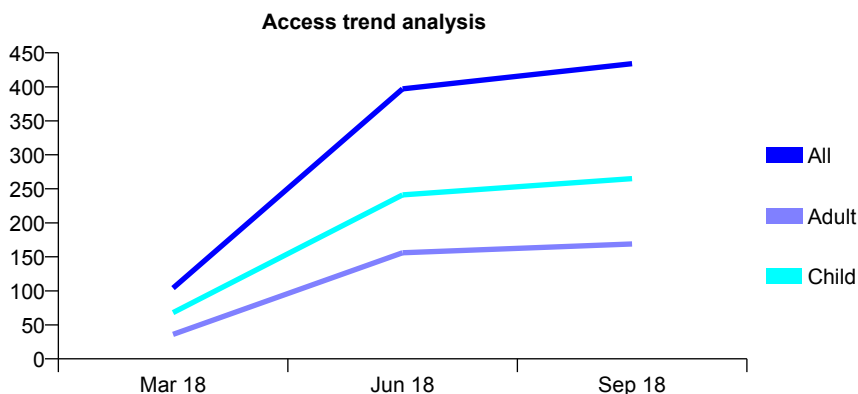
Q54 - Vital Signs At a Glance Contract Report for 100600/0000 - September 2018

Name or company name	New Light DA Limited
Contract type name	GDS Contract
Purpose of contract	General
Contract start date	17/05/2017
Contract end date	

18/19 Contracted general activity (UDA)	2,000
Carry forward general activity (UDA)	0
18/19 Contracted orthodontic activity (UOA)	0
Carry forward orthodontic activity (UOA)	0
Baseline contract value	£44,501.60

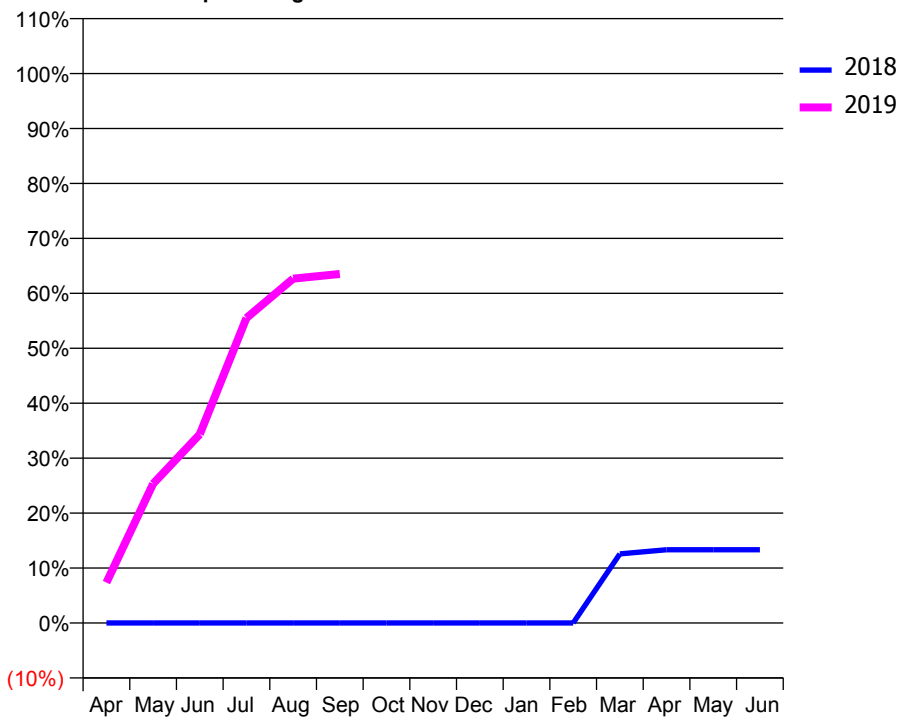
ACCESS*

Patients seen in 24 months	Total	Change since previous quarter
Quarter ending September 2017	0	
Quarter ending December 2017	0	
Quarter ending March 2018	104	
Quarter ending June 2018	397	↑
Quarter ending September 2018	434	↑
Variance since September 2017	N/A	



ACTIVITY

Cumulative percentage of contracted UDA delivered 2018 & 2019



Month	Adjusted Scheduled Activity (UDA)	
	2018	2019
April	0	147
May	0	507
June	0	687
July	0	1,110
August	0	1,253
September	0	1,270
October	0	
November	0	
December	0	
January	0	
February	0	
March	220	
April	233	
May	233	
June	233	

QUALITY

	Quantity	Base Number	Contract	AT	Region	England
% of FP17s for the same patient ID Re-attending within 3 months - Children	5	259	1.9%	9.8%	11.4%	11.6%
% of FP17s for the same patient ID Re-attending within 3 months - Adults	10	187	5.3%	14.7%	15.0%	15.5%
% of FP17s for the same patient ID Re-attending between 3 & 9 months - Children	4	259	1.5%	52.8%	59.9%	58.8%
% of FP17s for the same patient ID Re-attending between 3 & 9 months - Adults	5	187	2.7%	48.0%	52.0%	51.1%
% of FP17s for Band 1 Urgent Courses	11	439	2.5%	8.0%	8.0%	9.0%
% of FP17s Relating to Free Repair or Replacements	0	439	0.0%	0.7%	0.8%	0.8%
% of FP17s Relating to Continuations	4	439	0.9%	0.8%	0.9%	0.9%
% of Patients satisfied with the dentistry they have received	0	0	N/A	92.8%	93.5%	93.3%
% of Patients satisfied with the time they had to wait for an appointment	0	0	N/A	89.7%	89.1%	88.9%

* This is based on patients treated on this contract for their most recent course of treatment. Figures in italics indicate the base number of FP17s or Patient Questionnaire responses are less than 100. N/A is shown where the base number of responses is less than 10 during the period. % is calculated as Quantity/Base number*100

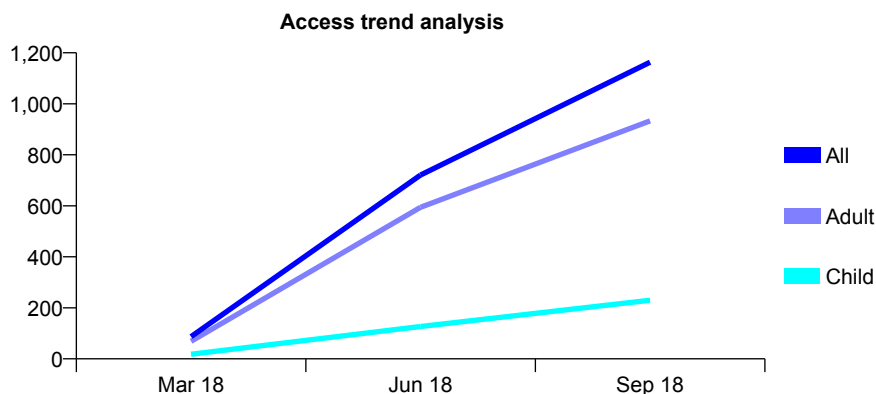
Q54 - Vital Signs At a Glance Contract Report for 100622/0000 - September 2018

Name or company name	MR SL REES
Contract type name	GDS Contract
Purpose of contract	General and Orthodontic
Contract start date	01/12/2017
Contract end date	

18/19 Contracted general activity (UDA)	6,811
Carry forward general activity (UDA)	-136
18/19 Contracted orthodontic activity (UOA)	450
Carry forward orthodontic activity (UOA)	0
Baseline contract value	£250,952.20

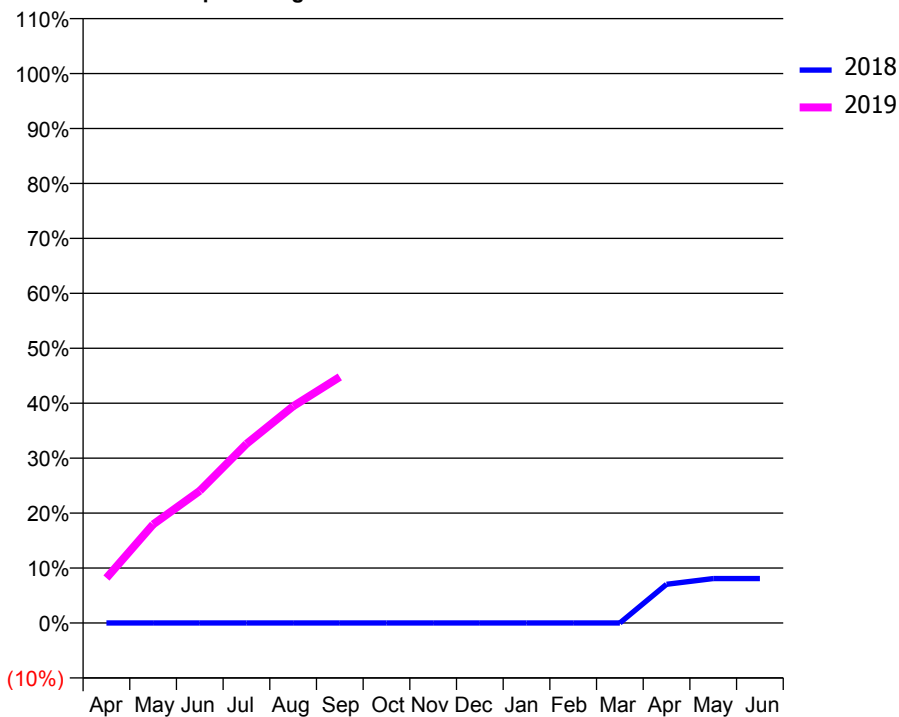
ACCESS*

Patients seen in 24 months	Total	Change since previous quarter
Quarter ending September 2017	0	
Quarter ending December 2017	0	
Quarter ending March 2018	87	
Quarter ending June 2018	721	↑
Quarter ending September 2018	1,163	↑
Variance since September 2017	N/A	



ACTIVITY

Cumulative percentage of contracted UDA delivered 2018 & 2019



Month	Adjusted Scheduled Activity (UDA)	
	2018	2019
April	0	558
May	0	1,223
June	0	1,639
July	0	2,221
August	0	2,686
September	0	3,051
October	0	
November	0	
December	0	
January	0	
February	0	
March	0	
April	160	
May	184	
June	184	

QUALITY

	Quantity	Base Number	Contract	AT	Region	England
% of FP17s for the same patient ID Re-attending within 3 months - Children	15	301	5.0%	9.8%	11.4%	11.6%
% of FP17s for the same patient ID Re-attending within 3 months - Adults	116	1,061	10.9%	14.7%	15.0%	15.5%
% of FP17s for the same patient ID Re-attending between 3 & 9 months - Children	18	301	6.0%	52.8%	59.9%	58.8%
% of FP17s for the same patient ID Re-attending between 3 & 9 months - Adults	43	1,061	4.1%	48.0%	52.0%	51.1%
% of FP17s for Band 1 Urgent Courses	28	1,220	2.3%	8.0%	8.0%	9.0%
% of FP17s Relating to Free Repair or Replacements	11	1,220	0.9%	0.7%	0.8%	0.8%
% of FP17s Relating to Continuations	32	1,220	2.6%	0.8%	0.9%	0.9%
% of Patients satisfied with the dentistry they have received	0	0	N/A	92.8%	93.5%	93.3%
% of Patients satisfied with the time they had to wait for an appointment	0	0	N/A	89.7%	89.1%	88.9%

* This is based on patients treated on this contract for their most recent course of treatment. Figures in italics indicate the base number of FP17s or Patient Questionnaire responses are less than 100. N/A is shown where the base number of responses is less than 10 during the period. % is calculated as Quantity/Base number*100

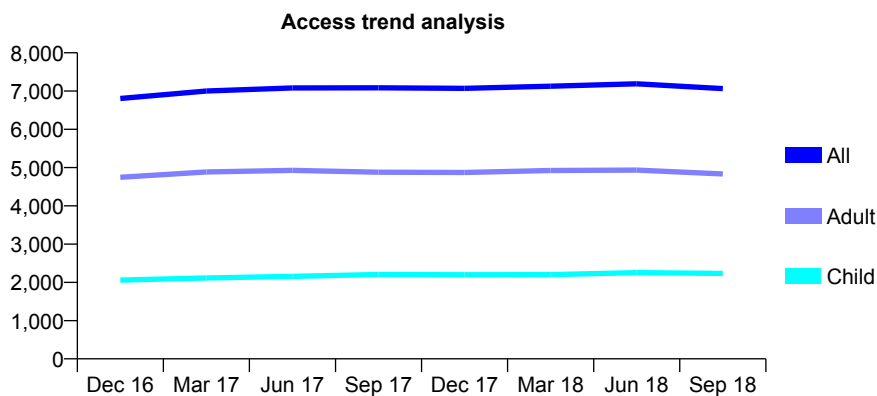
Q54 - Vital Signs At a Glance Contract Report for 101281/0126 - September 2018

Name or company name	OASIS DENTAL CARE LTD
Contract type name	GDS Contract
Purpose of contract	General
Contract start date	01/04/2006
Contract end date	

18/19 Contracted general activity (UDA)	21,700
Carry forward general activity (UDA)	0
18/19 Contracted orthodontic activity (UOA)	0
Carry forward orthodontic activity (UOA)	0
Baseline contract value	£474,741.52

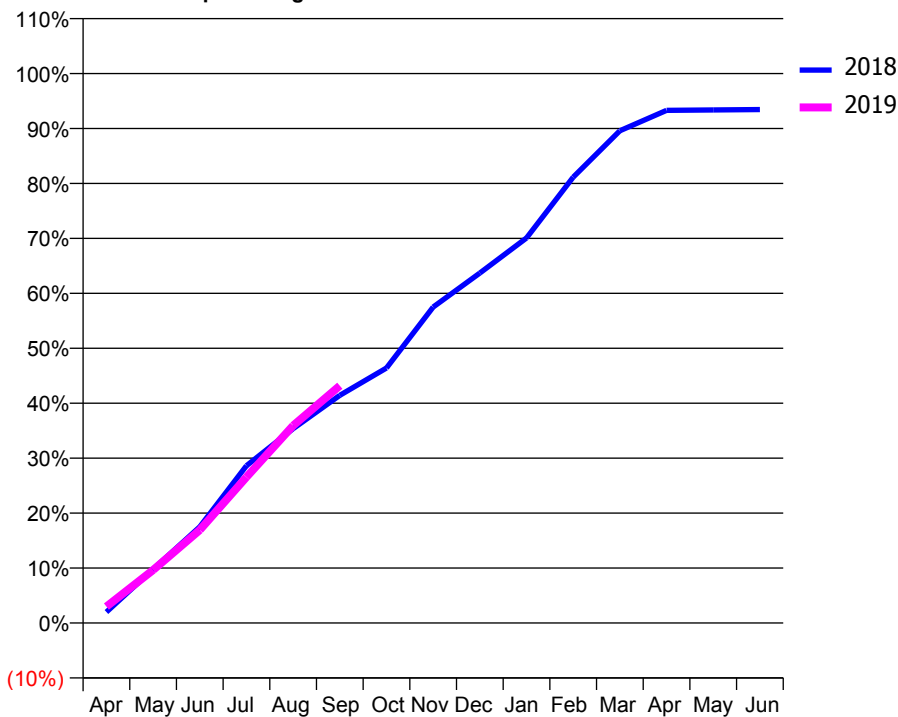
ACCESS*

Patients seen in 24 months	Total	Change since previous quarter
Quarter ending September 2017	7,086	
Quarter ending December 2017	7,070	→
Quarter ending March 2018	7,126	→
Quarter ending June 2018	7,188	→
Quarter ending September 2018	7,064	↓
Variance since September 2017	(0.3%)	→



ACTIVITY

Cumulative percentage of contracted UDA delivered 2018 & 2019



Month	Adjusted Scheduled Activity (UDA)	
	2018	2019
April	434	651
May	2,127	2,091
June	3,800	3,672
July	6,210	5,764
August	7,676	7,794
September	8,994	9,371
October	10,071	
November	12,479	
December	13,821	
January	15,204	
February	17,604	
March	19,441	
April	20,243	
May	20,261	
June	20,276	

QUALITY

	Quantity	Base Number	Contract	AT	Region	England
% of FP17s for the same patient ID Re-attending within 3 months - Children	92	1,247	7.4%	9.8%	11.4%	11.6%
% of FP17s for the same patient ID Re-attending within 3 months - Adults	498	2,677	18.6%	14.7%	15.0%	15.5%
% of FP17s for the same patient ID Re-attending between 3 & 9 months - Children	534	1,247	42.8%	52.8%	59.9%	58.8%
% of FP17s for the same patient ID Re-attending between 3 & 9 months - Adults	1,013	2,677	37.8%	48.0%	52.0%	51.1%
% of FP17s for Band 1 Urgent Courses	365	3,661	10.0%	8.0%	8.0%	9.0%
% of FP17s Relating to Free Repair or Replacements	24	3,661	0.7%	0.7%	0.8%	0.8%
% of FP17s Relating to Continuations	80	3,661	2.2%	0.8%	0.9%	0.9%
% of Patients satisfied with the dentistry they have received	1	1	N/A	92.8%	93.5%	93.3%
% of Patients satisfied with the time they had to wait for an appointment	0	1	N/A	89.7%	89.1%	88.9%

* This is based on patients treated on this contract for their most recent course of treatment. Figures in italics indicate the base number of FP17s or Patient Questionnaire responses are less than 100. N/A is shown where the base number of responses is less than 10 during the period. % is calculated as Quantity/Base number*100

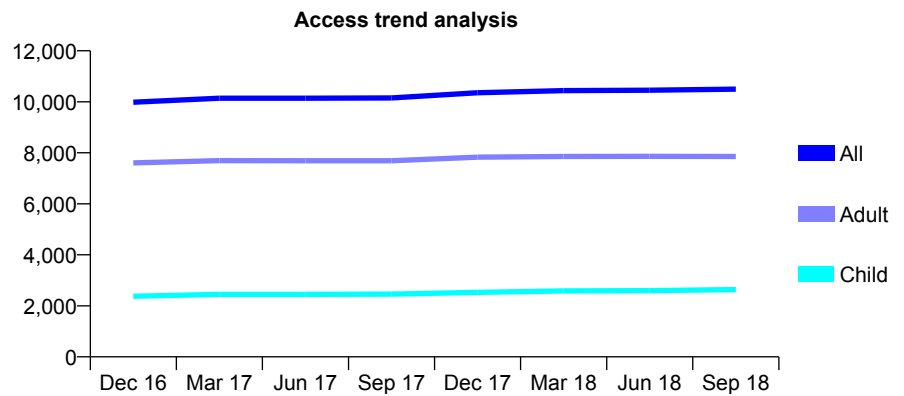
Q54 - Vital Signs At a Glance Contract Report for 101281/0176 - September 2018

Name or company name	OASIS DENTAL CARE LTD
Contract type name	GDS Contract
Purpose of contract	General
Contract start date	27/12/2007
Contract end date	

18/19 Contracted general activity (UDA)	29,000
Carry forward general activity (UDA)	-580
18/19 Contracted orthodontic activity (UOA)	0
Carry forward orthodontic activity (UOA)	0
Baseline contract value	£609,000.00

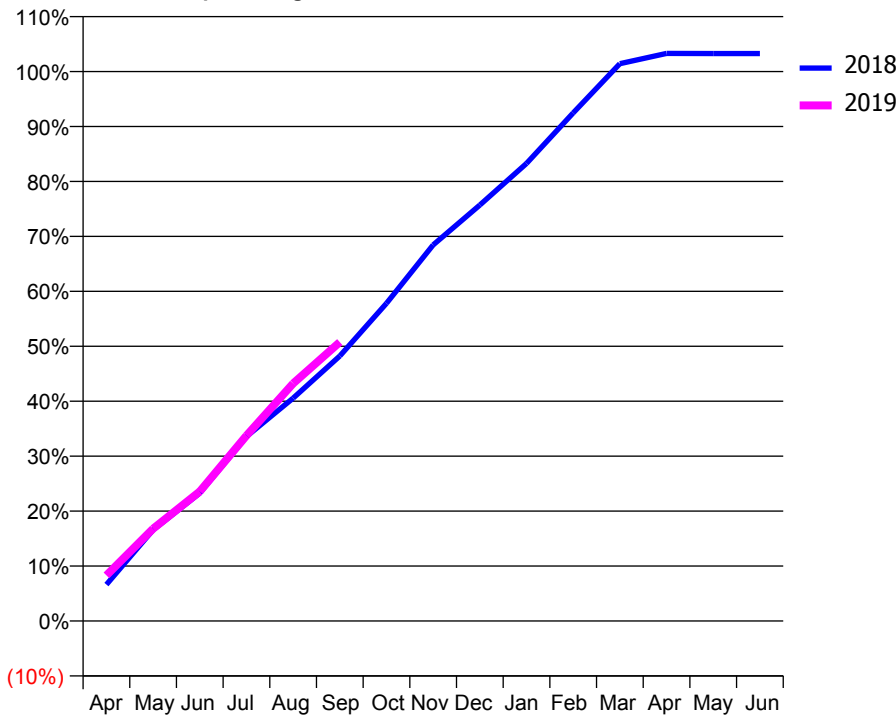
ACCESS*

Patients seen in 24 months	Total	Change since previous quarter
Quarter ending September 2017	10,151	
Quarter ending December 2017	10,354	→
Quarter ending March 2018	10,438	→
Quarter ending June 2018	10,457	→
Quarter ending September 2018	10,497	→
Variance since September 2017	3.4%	↑



ACTIVITY

Cumulative percentage of contracted UDA delivered 2018 & 2019



Month	Adjusted Scheduled Activity (UDA)	
	2018	2019
April	1,924	2,412
May	4,807	4,871
June	6,755	6,838
July	9,735	9,788
August	11,766	12,539
September	13,989	14,721
October	16,768	
November	19,850	
December	21,954	
January	24,147	
February	26,814	
March	29,412	
April	29,952	
May	29,950	
June	29,950	

QUALITY

	Quantity	Base Number	Contract	AT	Region	England
% of FP17s for the same patient ID Re-attending within 3 months - Children	115	1,793	6.4%	9.8%	11.4%	11.6%
% of FP17s for the same patient ID Re-attending within 3 months - Adults	677	5,068	13.4%	14.7%	15.0%	15.5%
% of FP17s for the same patient ID Re-attending between 3 & 9 months - Children	1,015	1,793	56.6%	52.8%	59.9%	58.8%
% of FP17s for the same patient ID Re-attending between 3 & 9 months - Adults	2,608	5,068	51.5%	48.0%	52.0%	51.1%
% of FP17s for Band 1 Urgent Courses	611	6,588	9.3%	8.0%	8.0%	9.0%
% of FP17s Relating to Free Repair or Replacements	61	6,588	0.9%	0.7%	0.8%	0.8%
% of FP17s Relating to Continuations	57	6,588	0.9%	0.8%	0.9%	0.9%
% of Patients satisfied with the dentistry they have received	8	8	N/A	92.8%	93.5%	93.3%
% of Patients satisfied with the time they had to wait for an appointment	7	8	N/A	89.7%	89.1%	88.9%

* This is based on patients treated on this contract for their most recent course of treatment. Figures in italics indicate the base number of FP17s or Patient Questionnaire responses are less than 100. N/A is shown where the base number of responses is less than 10 during the period. % is calculated as Quantity/Base number*100

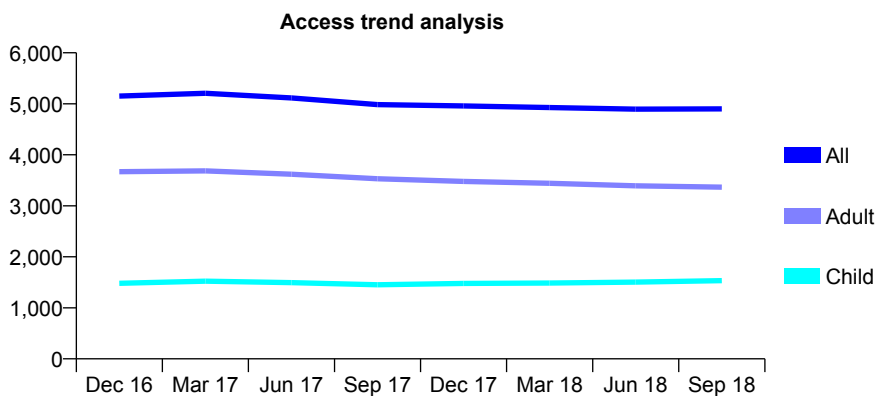
Q54 - Vital Signs At a Glance Contract Report for 101281/0228 - September 2018

Name or company name	OASIS DENTAL CARE LTD
Contract type name	PDS Plus Contract
Purpose of contract	General
Contract start date	24/10/2010
Contract end date	31/10/2020

18/19 Contracted general activity (UDA)	14,250
Carry forward general activity (UDA)	0
18/19 Contracted orthodontic activity (UOA)	0
Carry forward orthodontic activity (UOA)	0
Baseline contract value	£221,905.64

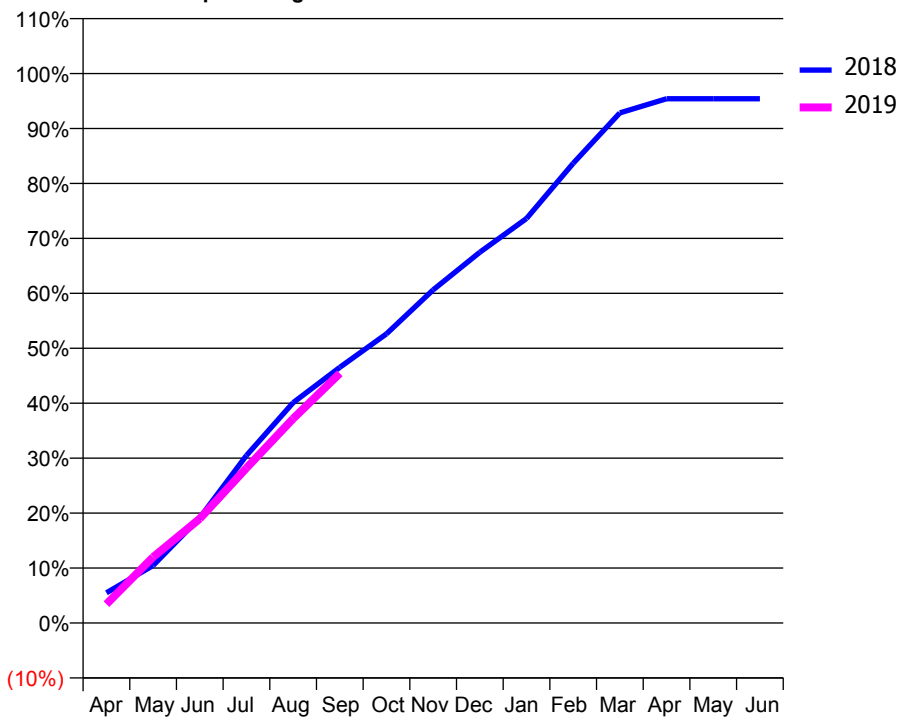
ACCESS*

Patients seen in 24 months	Total	Change since previous quarter
Quarter ending September 2017	4,985	
Quarter ending December 2017	4,957	→
Quarter ending March 2018	4,926	→
Quarter ending June 2018	4,896	→
Quarter ending September 2018	4,900	→
Variance since September 2017	(1.7%)	↓



ACTIVITY

Cumulative percentage of contracted UDA delivered 2018 & 2019



Month	Adjusted Scheduled Activity (UDA)	
	2018	2019
April	783	489
May	1,492	1,709
June	2,732	2,705
July	4,345	4,020
August	5,714	5,300
September	6,631	6,474
October	7,498	
November	8,641	
December	9,616	
January	10,491	
February	11,922	
March	13,228	
April	13,595	
May	13,595	
June	13,595	

QUALITY

	Quantity	Base Number	Contract	AT	Region	England
% of FP17s for the same patient ID Re-attending within 3 months - Children	77	960	8.0%	9.8%	11.4%	11.6%
% of FP17s for the same patient ID Re-attending within 3 months - Adults	426	1,996	21.3%	14.7%	15.0%	15.5%
% of FP17s for the same patient ID Re-attending between 3 & 9 months - Children	412	960	42.9%	52.8%	59.9%	58.8%
% of FP17s for the same patient ID Re-attending between 3 & 9 months - Adults	708	1,996	35.5%	48.0%	52.0%	51.1%
% of FP17s for Band 1 Urgent Courses	473	2,780	17.0%	8.0%	8.0%	9.0%
% of FP17s Relating to Free Repair or Replacements	35	2,780	1.3%	0.7%	0.8%	0.8%
% of FP17s Relating to Continuations	54	2,780	1.9%	0.8%	0.9%	0.9%
% of Patients satisfied with the dentistry they have received	6	6	N/A	92.8%	93.5%	93.3%
% of Patients satisfied with the time they had to wait for an appointment	6	6	N/A	89.7%	89.1%	88.9%

* This is based on patients treated on this contract for their most recent course of treatment. Figures in italics indicate the base number of FP17s or Patient Questionnaire responses are less than 100. N/A is shown where the base number of responses is less than 10 during the period. % is calculated as Quantity/Base number*100

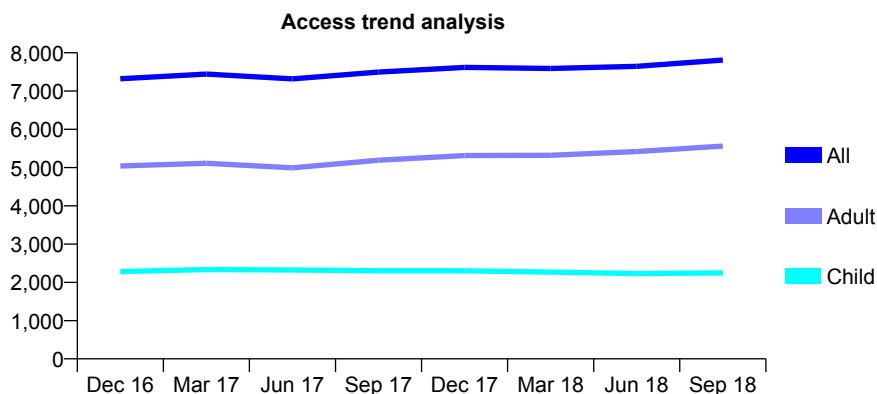
Q54 - Vital Signs At a Glance Contract Report for 101362/0025 - September 2018

Name or company name	Rodericks Dental Limited
Contract type name	GDS Contract
Purpose of contract	General
Contract start date	01/09/2009
Contract end date	

18/19 Contracted general activity (UDA)	20,000
Carry forward general activity (UDA)	27
18/19 Contracted orthodontic activity (UOA)	0
Carry forward orthodontic activity (UOA)	0
Baseline contract value	£498,969.72

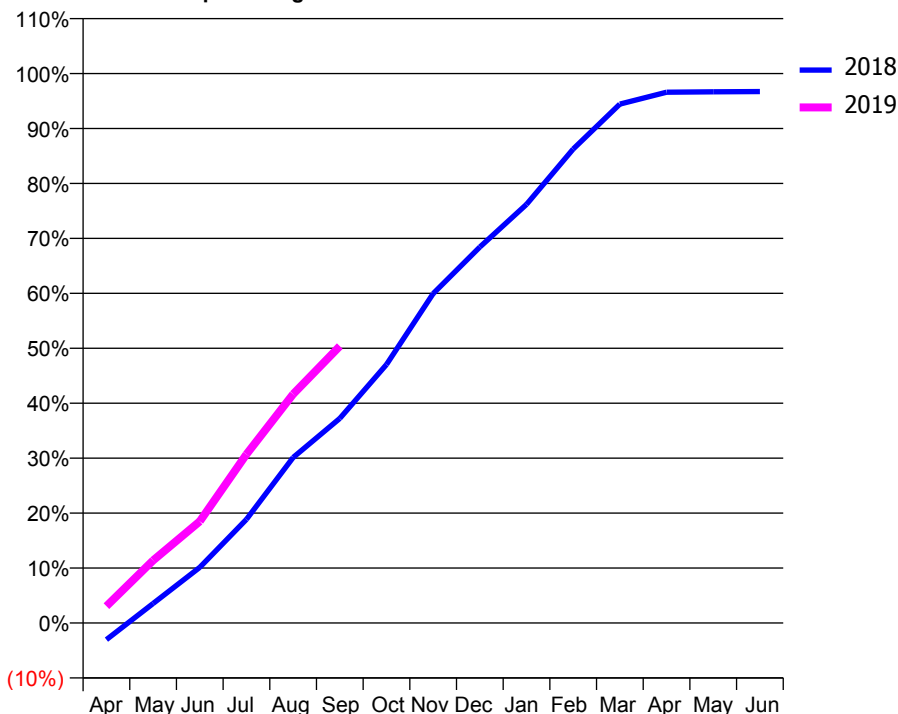
ACCESS*

Patients seen in 24 months	Total	Change since previous quarter
Quarter ending September 2017	7,495	
Quarter ending December 2017	7,617	→
Quarter ending March 2018	7,589	→
Quarter ending June 2018	7,646	→
Quarter ending September 2018	7,809	↑
Variance since September 2017	4.2%	↑



ACTIVITY

Cumulative percentage of contracted UDA delivered 2018 & 2019



Month	Adjusted Scheduled Activity (UDA)	
	2018	2019
April	-608	612
May	711	2,280
June	2,025	3,701
July	3,771	6,143
August	6,023	8,330
September	7,448	10,076
October	9,410	
November	11,991	
December	13,686	
January	15,237	
February	17,250	
March	18,885	
April	19,318	
May	19,332	
June	19,341	

QUALITY

	Quantity	Base Number	Contract	AT	Region	England
% of FP17s for the same patient ID Re-attending within 3 months - Children	89	1,330	6.7%	9.8%	11.4%	11.6%
% of FP17s for the same patient ID Re-attending within 3 months - Adults	696	4,054	17.2%	14.7%	15.0%	15.5%
% of FP17s for the same patient ID Re-attending between 3 & 9 months - Children	724	1,330	54.4%	52.8%	59.9%	58.8%
% of FP17s for the same patient ID Re-attending between 3 & 9 months - Adults	2,121	4,054	52.3%	48.0%	52.0%	51.1%
% of FP17s for Band 1 Urgent Courses	535	5,151	10.4%	8.0%	8.0%	9.0%
% of FP17s Relating to Free Repair or Replacements	92	5,151	1.8%	0.7%	0.8%	0.8%
% of FP17s Relating to Continuations	34	5,151	0.7%	0.8%	0.9%	0.9%
% of Patients satisfied with the dentistry they have received	1	2	N/A	92.8%	93.5%	93.3%
% of Patients satisfied with the time they had to wait for an appointment	2	2	N/A	89.7%	89.1%	88.9%

* This is based on patients treated on this contract for their most recent course of treatment. Figures in italics indicate the base number of FP17s or Patient Questionnaire responses are less than 100. N/A is shown where the base number of responses is less than 10 during the period. % is calculated as Quantity/Base number*100

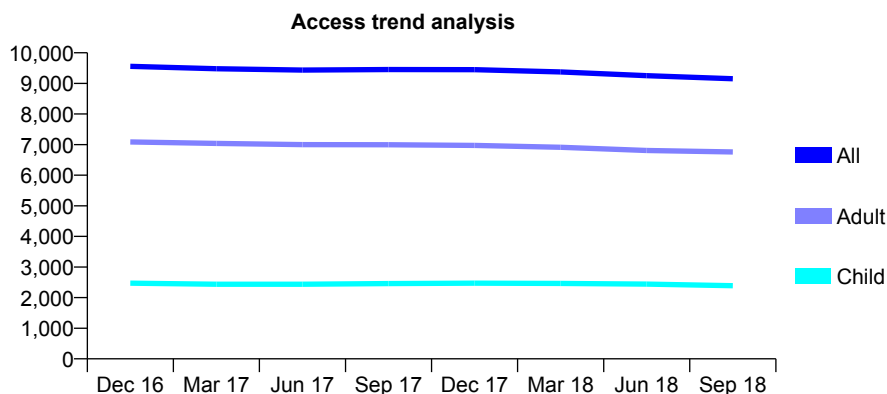
Q54 - Vital Signs At a Glance Contract Report for 101370/0096 - September 2018

Name or company name	Petrie Tucker & Partners Ltd
Contract type name	GDS Contract
Purpose of contract	General and Orthodontic
Contract start date	01/04/2007
Contract end date	

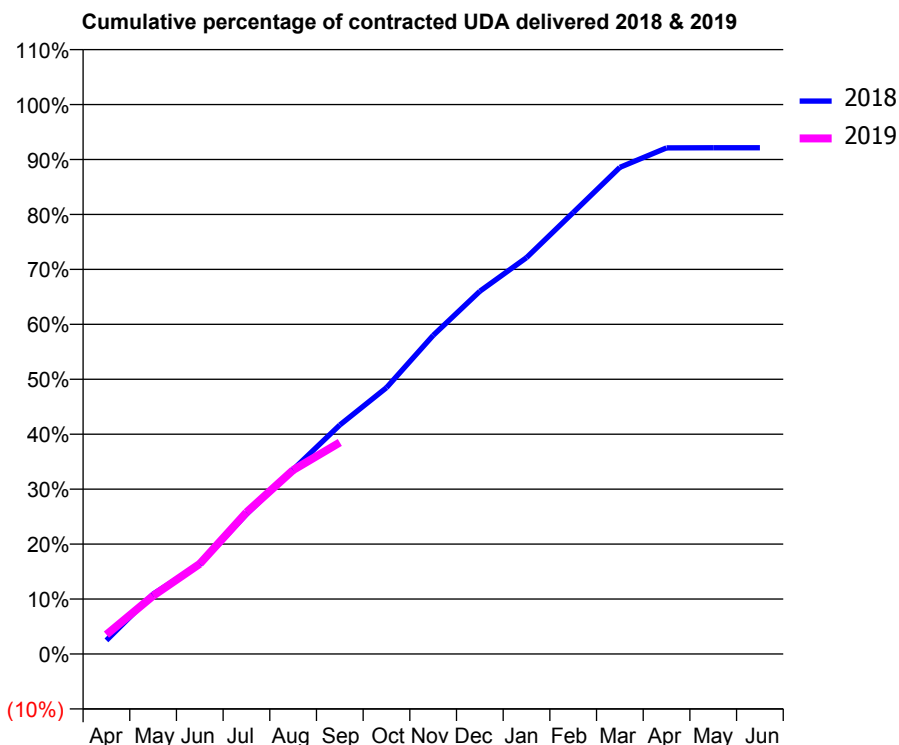
18/19 Contracted general activity (UDA)	26,000
Carry forward general activity (UDA)	0
18/19 Contracted orthodontic activity (UOA)	644
Carry forward orthodontic activity (UOA)	0
Baseline contract value	£680,640.06

ACCESS*

Patients seen in 24 months	Total	Change since previous quarter
Quarter ending September 2017	9,452	
Quarter ending December 2017	9,448	→
Quarter ending March 2018	9,376	→
Quarter ending June 2018	9,253	↓
Quarter ending September 2018	9,152	↓
Variance since September 2017	(3.2%)	↓



ACTIVITY



Month	Adjusted Scheduled Activity (UDA)	
	2018	2019
April	645	915
May	2,836	2,757
June	4,246	4,271
July	6,617	6,703
August	8,732	8,707
September	10,836	10,011
October	12,603	
November	15,074	
December	17,167	
January	18,753	
February	20,887	
March	23,023	
April	23,947	
May	23,952	
June	23,954	

QUALITY

	Quantity	Base Number	Contract	AT	Region	England
% of FP17s for the same patient ID Re-attending within 3 months - Children	87	1,611	5.4%	9.8%	11.4%	11.6%
% of FP17s for the same patient ID Re-attending within 3 months - Adults	353	3,853	9.2%	14.7%	15.0%	15.5%
% of FP17s for the same patient ID Re-attending between 3 & 9 months - Children	792	1,611	49.2%	52.8%	59.9%	58.8%
% of FP17s for the same patient ID Re-attending between 3 & 9 months - Adults	1,675	3,853	43.5%	48.0%	52.0%	51.1%
% of FP17s for Band 1 Urgent Courses	169	5,012	3.4%	8.0%	8.0%	9.0%
% of FP17s Relating to Free Repair or Replacements	30	5,012	0.6%	0.7%	0.8%	0.8%
% of FP17s Relating to Continuations	67	5,012	1.3%	0.8%	0.9%	0.9%
% of Patients satisfied with the dentistry they have received	2	2	N/A	92.8%	93.5%	93.3%
% of Patients satisfied with the time they had to wait for an appointment	2	2	N/A	89.7%	89.1%	88.9%

* This is based on patients treated on this contract for their most recent course of treatment. Figures in italics indicate the base number of FP17s or Patient Questionnaire responses are less than 100. N/A is shown where the base number of responses is less than 10 during the period. % is calculated as Quantity/Base number*100

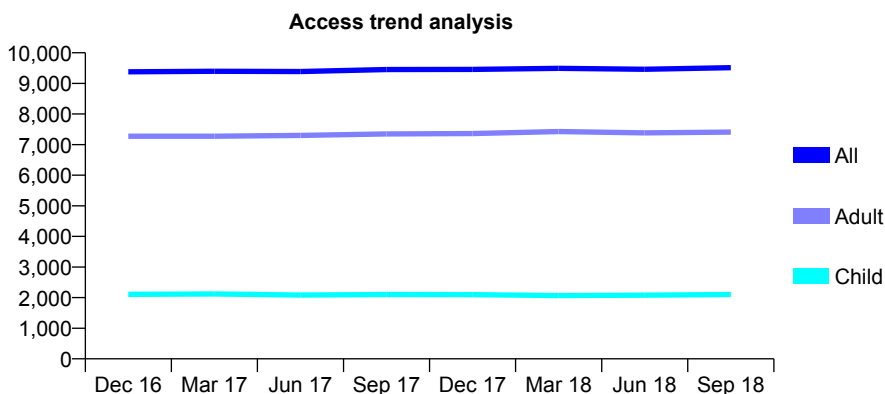
Q54 - Vital Signs At a Glance Contract Report for 101370/0111 - September 2018

Name or company name	Petrie Tucker & Partners Ltd
Contract type name	GDS Contract
Purpose of contract	General
Contract start date	01/01/2009
Contract end date	

18/19 Contracted general activity (UDA)	29,024
Carry forward general activity (UDA)	0
18/19 Contracted orthodontic activity (UOA)	0
Carry forward orthodontic activity (UOA)	0
Baseline contract value	£695,850.95

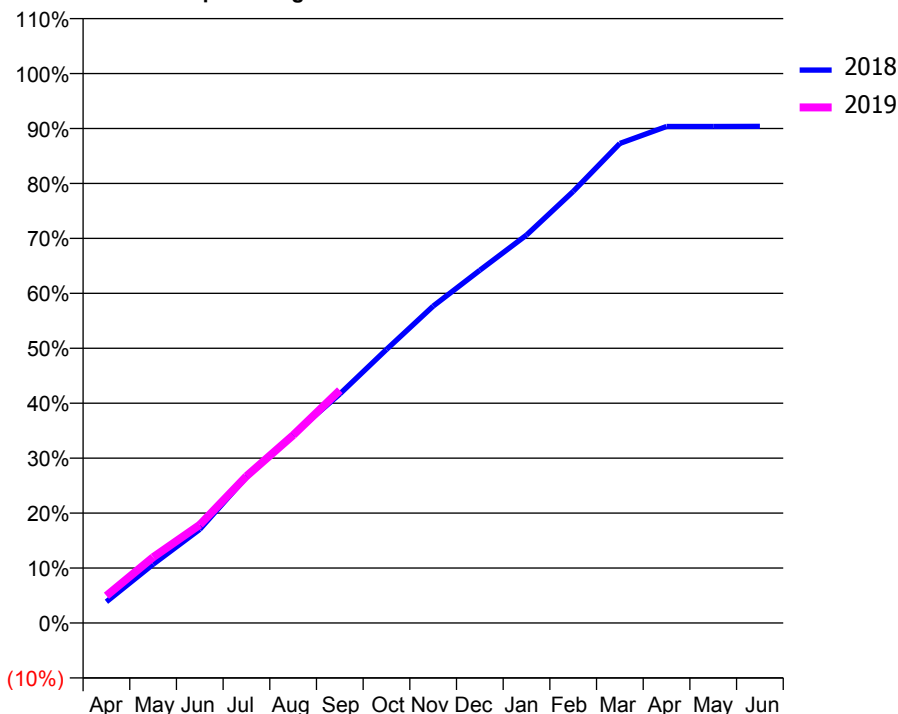
ACCESS*

Patients seen in 24 months	Total	Change since previous quarter
Quarter ending September 2017	9,451	
Quarter ending December 2017	9,456	→
Quarter ending March 2018	9,494	→
Quarter ending June 2018	9,463	→
Quarter ending September 2018	9,514	→
Variance since September 2017	0.7%	→



ACTIVITY

Cumulative percentage of contracted UDA delivered 2018 & 2019



Month	Adjusted Scheduled Activity (UDA)	
	2018	2019
April	1,122	1,438
May	3,101	3,474
June	4,949	5,187
July	7,706	7,756
August	9,946	9,917
September	12,094	12,292
October	14,448	
November	16,738	
December	18,635	
January	20,489	
February	22,797	
March	25,334	
April	26,224	
May	26,228	
June	26,231	

QUALITY

	Quantity	Base Number	Contract	AT	Region	England
% of FP17s for the same patient ID Re-attending within 3 months - Children	84	1,697	4.9%	9.8%	11.4%	11.6%
% of FP17s for the same patient ID Re-attending within 3 months - Adults	673	5,583	12.1%	14.7%	15.0%	15.5%
% of FP17s for the same patient ID Re-attending between 3 & 9 months - Children	1,076	1,697	63.4%	52.8%	59.9%	58.8%
% of FP17s for the same patient ID Re-attending between 3 & 9 months - Adults	3,261	5,583	58.4%	48.0%	52.0%	51.1%
% of FP17s for Band 1 Urgent Courses	278	6,800	4.1%	8.0%	8.0%	9.0%
% of FP17s Relating to Free Repair or Replacements	45	6,800	0.7%	0.7%	0.8%	0.8%
% of FP17s Relating to Continuations	176	6,800	2.6%	0.8%	0.9%	0.9%
% of Patients satisfied with the dentistry they have received	7	8	N/A	92.8%	93.5%	93.3%
% of Patients satisfied with the time they had to wait for an appointment	7	8	N/A	89.7%	89.1%	88.9%

* This is based on patients treated on this contract for their most recent course of treatment. Figures in italics indicate the base number of FP17s or Patient Questionnaire responses are less than 100. N/A is shown where the base number of responses is less than 10 during the period. % is calculated as Quantity/Base number*100

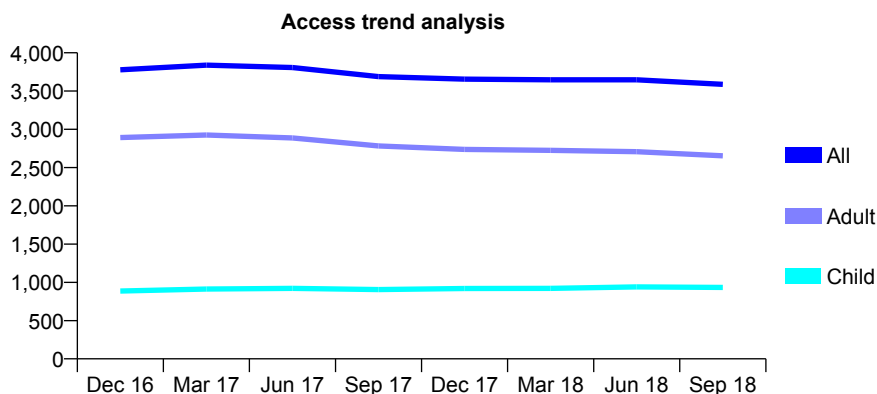
Q54 - Vital Signs At a Glance Contract Report for 102032/0001 - September 2018

Name or company name	Sutton Dental Care
Contract type name	GDS Contract
Purpose of contract	General
Contract start date	01/04/2006
Contract end date	

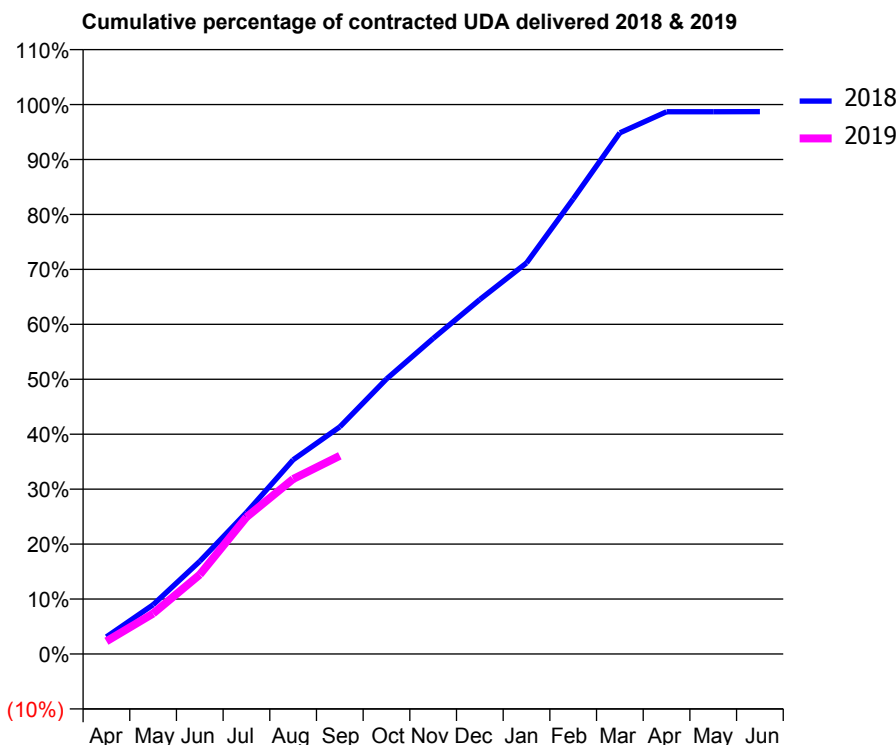
18/19 Contracted general activity (UDA)	7,800
Carry forward general activity (UDA)	100
18/19 Contracted orthodontic activity (UOA)	0
Carry forward orthodontic activity (UOA)	0
Baseline contract value	£263,351.92

ACCESS*

Patients seen in 24 months	Total	Change since previous quarter
Quarter ending September 2017	3,689	
Quarter ending December 2017	3,656	→
Quarter ending March 2018	3,647	→
Quarter ending June 2018	3,647	→
Quarter ending September 2018	3,587	↓
Variance since September 2017	(2.8%)	↓



ACTIVITY



Month	Adjusted Scheduled Activity (UDA)	
	2018	2019
April	244	180
May	699	575
June	1,317	1,127
July	2,010	1,942
August	2,757	2,484
September	3,224	2,814
October	3,903	
November	4,479	
December	5,032	
January	5,551	
February	6,459	
March	7,398	
April	7,696	
May	7,696	
June	7,699	

QUALITY

	Quantity	Base Number	Contract	AT	Region	England
% of FP17s for the same patient ID Re-attending within 3 months - Children	38	661	5.7%	9.8%	11.4%	11.6%
% of FP17s for the same patient ID Re-attending within 3 months - Adults	282	1,808	15.6%	14.7%	15.0%	15.5%
% of FP17s for the same patient ID Re-attending between 3 & 9 months - Children	478	661	72.3%	52.8%	59.9%	58.8%
% of FP17s for the same patient ID Re-attending between 3 & 9 months - Adults	1,204	1,808	66.6%	48.0%	52.0%	51.1%
% of FP17s for Band 1 Urgent Courses	134	1,841	7.3%	8.0%	8.0%	9.0%
% of FP17s Relating to Free Repair or Replacements	19	1,841	1.0%	0.7%	0.8%	0.8%
% of FP17s Relating to Continuations	4	1,841	0.2%	0.8%	0.9%	0.9%
% of Patients satisfied with the dentistry they have received	4	4	N/A	92.8%	93.5%	93.3%
% of Patients satisfied with the time they had to wait for an appointment	4	4	N/A	89.7%	89.1%	88.9%

* This is based on patients treated on this contract for their most recent course of treatment. Figures in italics indicate the base number of FP17s or Patient Questionnaire responses are less than 100. N/A is shown where the base number of responses is less than 10 during the period. % is calculated as Quantity/Base number*100

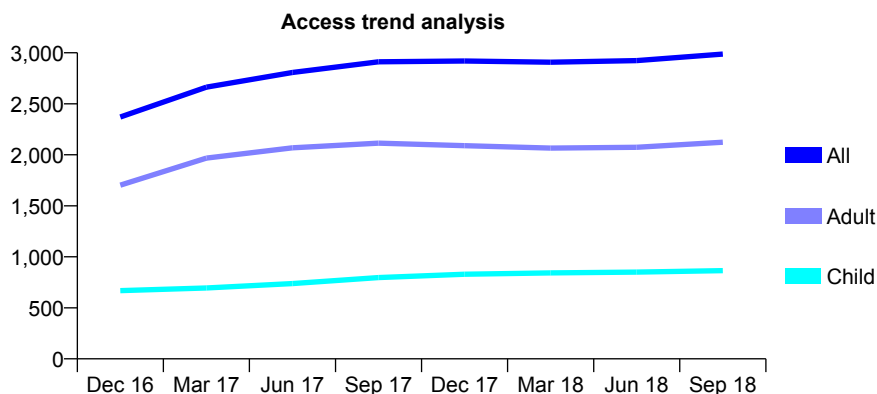
Q54 - Vital Signs At a Glance Contract Report for 104264/0001 - September 2018

Name or company name	High Street Dental Practice
Contract type name	GDS Contract
Purpose of contract	General
Contract start date	01/09/2015
Contract end date	

18/19 Contracted general activity (UDA)	8,128
Carry forward general activity (UDA)	-64
18/19 Contracted orthodontic activity (UOA)	0
Carry forward orthodontic activity (UOA)	0
Baseline contract value	£194,372.04

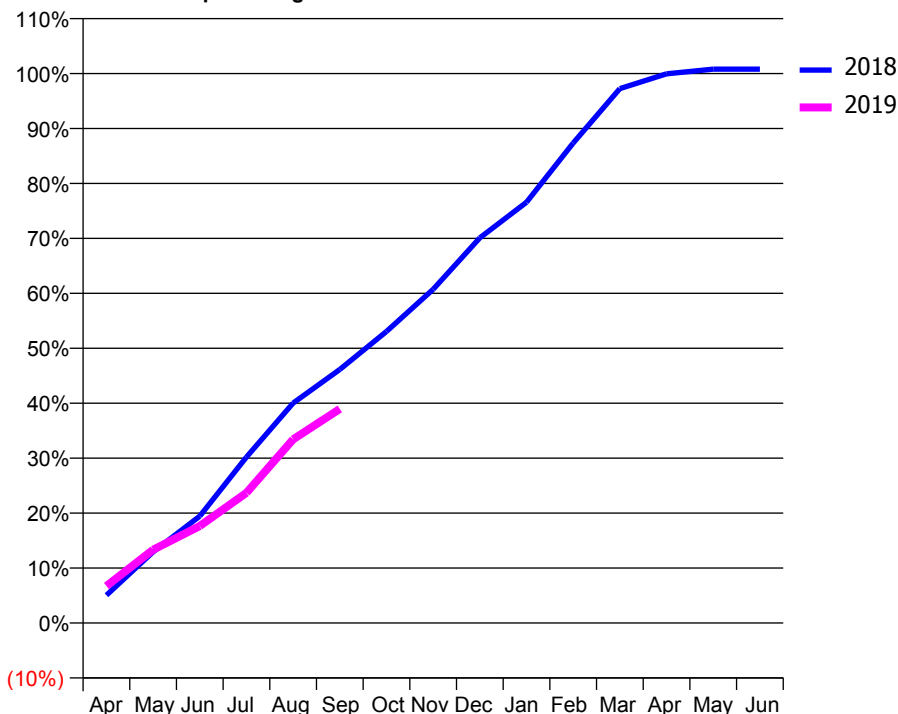
ACCESS*

Patients seen in 24 months	Total	Change since previous quarter
Quarter ending September 2017	2,912	
Quarter ending December 2017	2,920	→
Quarter ending March 2018	2,908	→
Quarter ending June 2018	2,924	→
Quarter ending September 2018	2,988	↑
Variance since September 2017	2.6%	↑



ACTIVITY

Cumulative percentage of contracted UDA delivered 2018 & 2019



Adjusted Scheduled Activity (UDA)

Month	2018	2019
April	411	548
May	1,053	1,084
June	1,581	1,434
July	2,456	1,926
August	3,254	2,718
September	3,751	3,167
October	4,314	
November	4,936	
December	5,697	
January	6,225	
February	7,100	
March	7,904	
April	8,124	
May	8,193	
June	8,193	

QUALITY

	Quantity	Base Number	Contract	AT	Region	England
% of FP17s for the same patient ID Re-attending within 3 months - Children	21	572	3.7%	9.8%	11.4%	11.6%
% of FP17s for the same patient ID Re-attending within 3 months - Adults	103	889	11.6%	14.7%	15.0%	15.5%
% of FP17s for the same patient ID Re-attending between 3 & 9 months - Children	317	572	55.4%	52.8%	59.9%	58.8%
% of FP17s for the same patient ID Re-attending between 3 & 9 months - Adults	401	889	45.1%	48.0%	52.0%	51.1%
% of FP17s for Band 1 Urgent Courses	109	1,321	8.3%	8.0%	8.0%	9.0%
% of FP17s Relating to Free Repair or Replacements	12	1,321	0.9%	0.7%	0.8%	0.8%
% of FP17s Relating to Continuations	10	1,321	0.8%	0.8%	0.9%	0.9%
% of Patients satisfied with the dentistry they have received	1	1	N/A	92.8%	93.5%	93.3%
% of Patients satisfied with the time they had to wait for an appointment	1	1	N/A	89.7%	89.1%	88.9%

* This is based on patients treated on this contract for their most recent course of treatment. Figures in italics indicate the base number of FP17s or Patient Questionnaire responses are less than 100. N/A is shown where the base number of responses is less than 10 during the period. % is calculated as Quantity/Base number*100

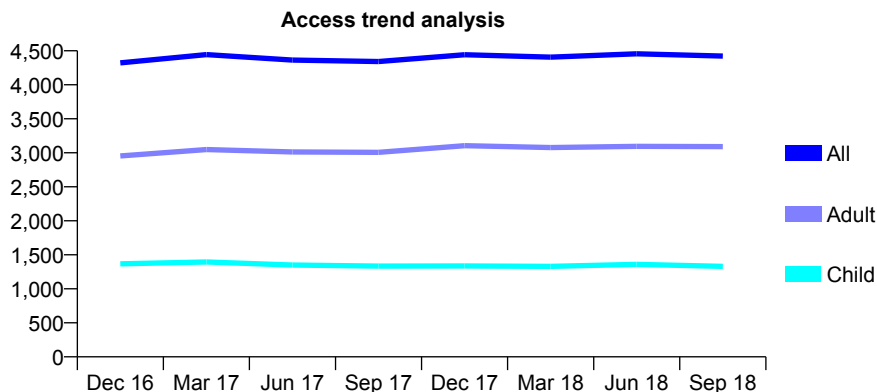
Q54 - Vital Signs At a Glance Contract Report for 106623/0001 - September 2018

Name or company name	Rookery Road Dental
Contract type name	GDS Contract
Purpose of contract	General
Contract start date	01/06/2011
Contract end date	

18/19 Contracted general activity (UDA)	16,436
Carry forward general activity (UDA)	-92
18/19 Contracted orthodontic activity (UOA)	0
Carry forward orthodontic activity (UOA)	0
Baseline contract value	£412,712.80

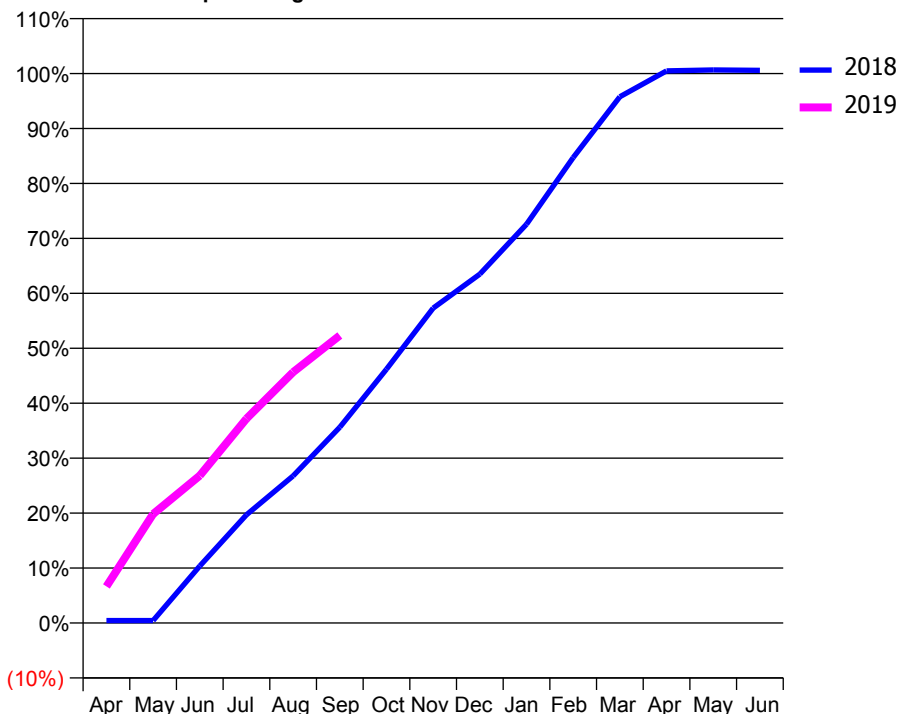
ACCESS*

Patients seen in 24 months	Total	Change since previous quarter
Quarter ending September 2017	4,342	
Quarter ending December 2017	4,442	↑
Quarter ending March 2018	4,407	→
Quarter ending June 2018	4,456	→
Quarter ending September 2018	4,422	→
Variance since September 2017	1.8%	→



ACTIVITY

Cumulative percentage of contracted UDA delivered 2018 & 2019



Month	Adjusted Scheduled Activity (UDA)	
	2018	2019
April	74	1,095
May	74	3,261
June	1,705	4,411
July	3,235	6,112
August	4,402	7,506
September	5,856	8,603
October	7,592	
November	9,418	
December	10,437	
January	11,928	
February	13,922	
March	15,742	
April	16,514	
May	16,541	
June	16,529	

QUALITY

	Quantity	Base Number	Contract	AT	Region	England
% of FP17s for the same patient ID Re-attending within 3 months - Children	45	759	5.9%	9.8%	11.4%	11.6%
% of FP17s for the same patient ID Re-attending within 3 months - Adults	174	1,536	11.3%	14.7%	15.0%	15.5%
% of FP17s for the same patient ID Re-attending between 3 & 9 months - Children	278	759	36.6%	52.8%	59.9%	58.8%
% of FP17s for the same patient ID Re-attending between 3 & 9 months - Adults	465	1,536	30.3%	48.0%	52.0%	51.1%
% of FP17s for Band 1 Urgent Courses	170	2,104	8.1%	8.0%	8.0%	9.0%
% of FP17s Relating to Free Repair or Replacements	7	2,104	0.3%	0.7%	0.8%	0.8%
% of FP17s Relating to Continuations	1	2,104	0.0%	0.8%	0.9%	0.9%
% of Patients satisfied with the dentistry they have received	0	0	N/A	92.8%	93.5%	93.3%
% of Patients satisfied with the time they had to wait for an appointment	0	0	N/A	89.7%	89.1%	88.9%

* This is based on patients treated on this contract for their most recent course of treatment. Figures in italics indicate the base number of FP17s or Patient Questionnaire responses are less than 100. N/A is shown where the base number of responses is less than 10 during the period. % is calculated as Quantity/Base number*100

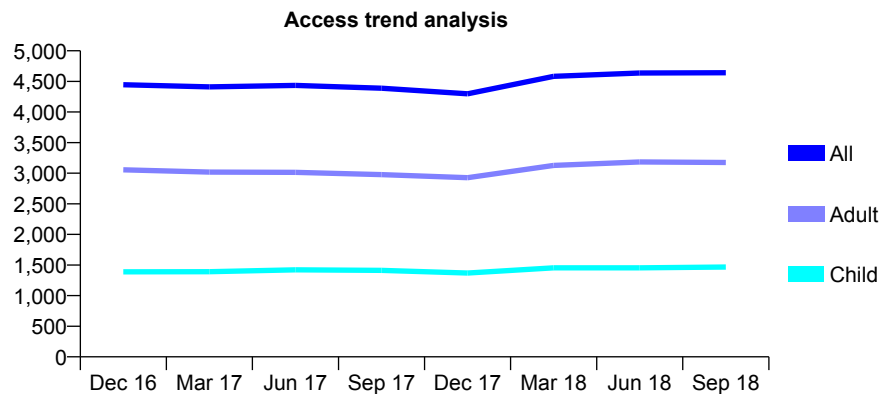
Q54 - Vital Signs At a Glance Contract Report for 106860/0001 - September 2018

Name or company name	Smile Stylist Ltd
Contract type name	PDS Plus Contract
Purpose of contract	General
Contract start date	01/09/2010
Contract end date	31/10/2020

18/19 Contracted general activity (UDA)	12,000
Carry forward general activity (UDA)	452
18/19 Contracted orthodontic activity (UOA)	0
Carry forward orthodontic activity (UOA)	0
Baseline contract value	£219,308.18

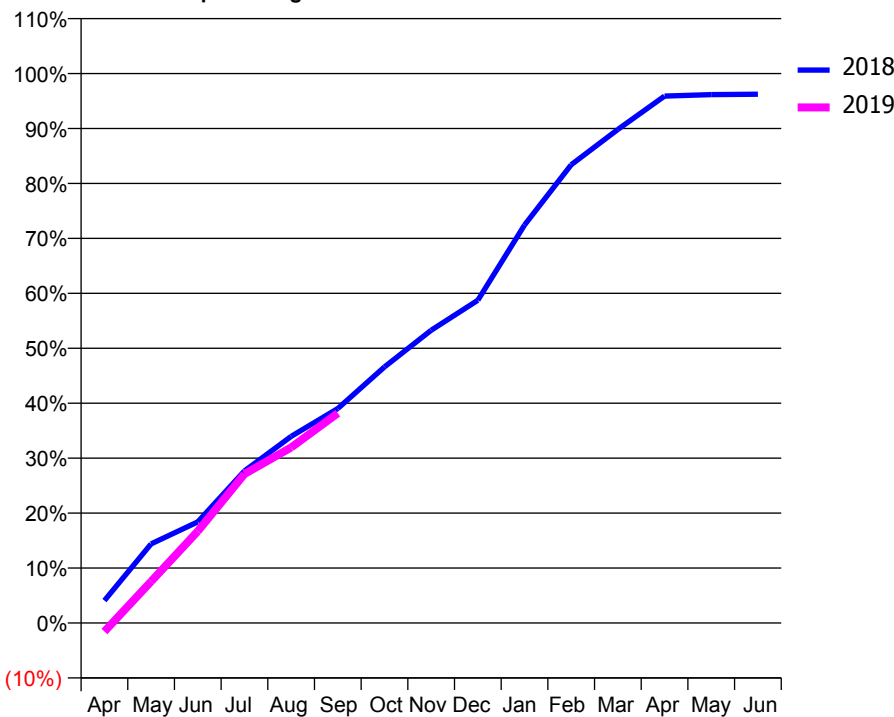
ACCESS*

Patients seen in 24 months	Total	Change since previous quarter
Quarter ending September 2017	4,389	
Quarter ending December 2017	4,298	↓
Quarter ending March 2018	4,582	↑
Quarter ending June 2018	4,638	→
Quarter ending September 2018	4,642	→
Variance since September 2017	5.8%	↑



ACTIVITY

Cumulative percentage of contracted UDA delivered 2018 & 2019



Month	Adjusted Scheduled Activity (UDA)	
	2018	2019
April	492	-186
May	1,729	907
June	2,210	2,005
July	3,321	3,256
August	4,077	3,833
September	4,685	4,581
October	5,592	
November	6,394	
December	7,049	
January	8,690	
February	10,006	
March	10,779	
April	11,508	
May	11,538	
June	11,548	

QUALITY

	Quantity	Base Number	Contract	AT	Region	England
% of FP17s for the same patient ID Re-attending within 3 months - Children	41	743	5.5%	9.8%	11.4%	11.6%
% of FP17s for the same patient ID Re-attending within 3 months - Adults	277	1,644	16.8%	14.7%	15.0%	15.5%
% of FP17s for the same patient ID Re-attending between 3 & 9 months - Children	274	743	36.9%	52.8%	59.9%	58.8%
% of FP17s for the same patient ID Re-attending between 3 & 9 months - Adults	493	1,644	30.0%	48.0%	52.0%	51.1%
% of FP17s for Band 1 Urgent Courses	349	2,089	16.7%	8.0%	8.0%	9.0%
% of FP17s Relating to Free Repair or Replacements	5	2,089	0.2%	0.7%	0.8%	0.8%
% of FP17s Relating to Continuations	3	2,089	0.1%	0.8%	0.9%	0.9%
% of Patients satisfied with the dentistry they have received	0	0	N/A	92.8%	93.5%	93.3%
% of Patients satisfied with the time they had to wait for an appointment	0	0	N/A	89.7%	89.1%	88.9%

* This is based on patients treated on this contract for their most recent course of treatment. Figures in italics indicate the base number of FP17s or Patient Questionnaire responses are less than 100. N/A is shown where the base number of responses is less than 10 during the period. % is calculated as Quantity/Base number*100

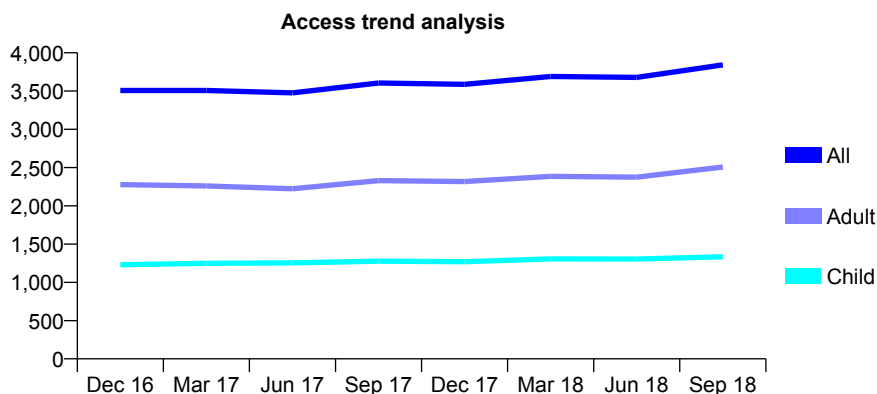
Q54 - Vital Signs At a Glance Contract Report for 106860/0002 - September 2018

Name or company name	Smile Stylist Ltd
Contract type name	PDS Plus Contract
Purpose of contract	General
Contract start date	30/09/2010
Contract end date	31/10/2020

18/19 Contracted general activity (UDA)	12,000
Carry forward general activity (UDA)	466
18/19 Contracted orthodontic activity (UOA)	0
Carry forward orthodontic activity (UOA)	0
Baseline contract value	£219,308.18

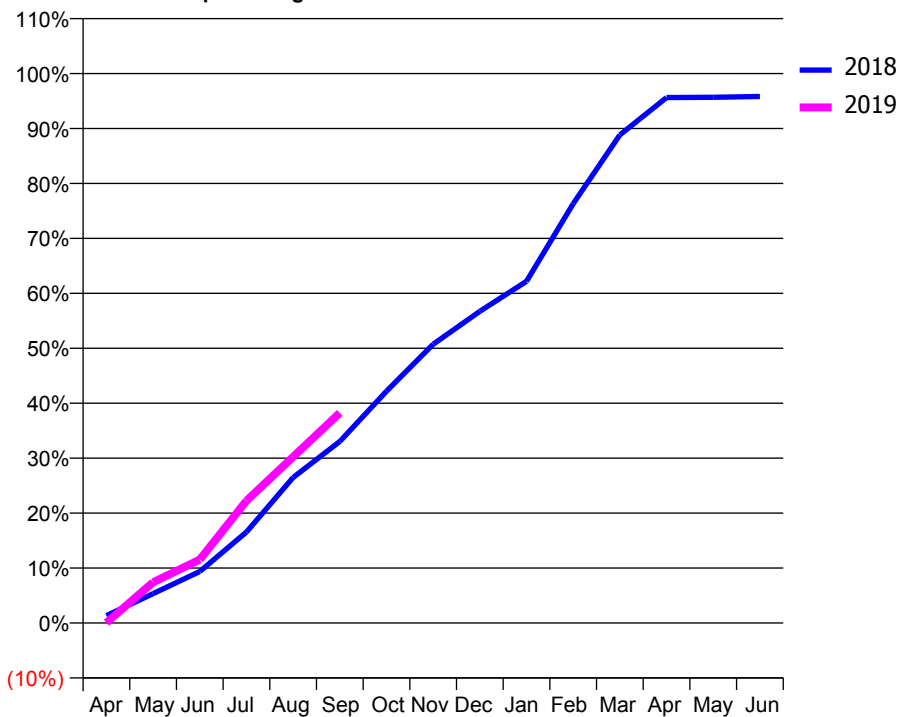
ACCESS*

Patients seen in 24 months	Total	Change since previous quarter
Quarter ending September 2017	3,605	
Quarter ending December 2017	3,587	→
Quarter ending March 2018	3,691	↑
Quarter ending June 2018	3,679	→
Quarter ending September 2018	3,842	↑
Variance since September 2017	6.6%	↑



ACTIVITY

Cumulative percentage of contracted UDA delivered 2018 & 2019



Month	Adjusted Scheduled Activity (UDA)	
	2018	2019
April	163	7
May	642	889
June	1,126	1,385
July	1,987	2,669
August	3,179	3,629
September	3,964	4,588
October	5,063	
November	6,086	
December	6,808	
January	7,462	
February	9,158	
March	10,658	
April	11,474	
May	11,481	
June	11,499	

QUALITY

	Quantity	Base Number	Contract	AT	Region	England
% of FP17s for the same patient ID Re-attending within 3 months - Children	46	749	6.1%	9.8%	11.4%	11.6%
% of FP17s for the same patient ID Re-attending within 3 months - Adults	131	1,249	10.5%	14.7%	15.0%	15.5%
% of FP17s for the same patient ID Re-attending between 3 & 9 months - Children	283	749	37.8%	52.8%	59.9%	58.8%
% of FP17s for the same patient ID Re-attending between 3 & 9 months - Adults	363	1,249	29.1%	48.0%	52.0%	51.1%
% of FP17s for Band 1 Urgent Courses	205	1,788	11.5%	8.0%	8.0%	9.0%
% of FP17s Relating to Free Repair or Replacements	2	1,788	0.1%	0.7%	0.8%	0.8%
% of FP17s Relating to Continuations	6	1,788	0.3%	0.8%	0.9%	0.9%
% of Patients satisfied with the dentistry they have received	0	0	N/A	92.8%	93.5%	93.3%
% of Patients satisfied with the time they had to wait for an appointment	0	0	N/A	89.7%	89.1%	88.9%

* This is based on patients treated on this contract for their most recent course of treatment. Figures in italics indicate the base number of FP17s or Patient Questionnaire responses are less than 100. N/A is shown where the base number of responses is less than 10 during the period. % is calculated as Quantity/Base number*100

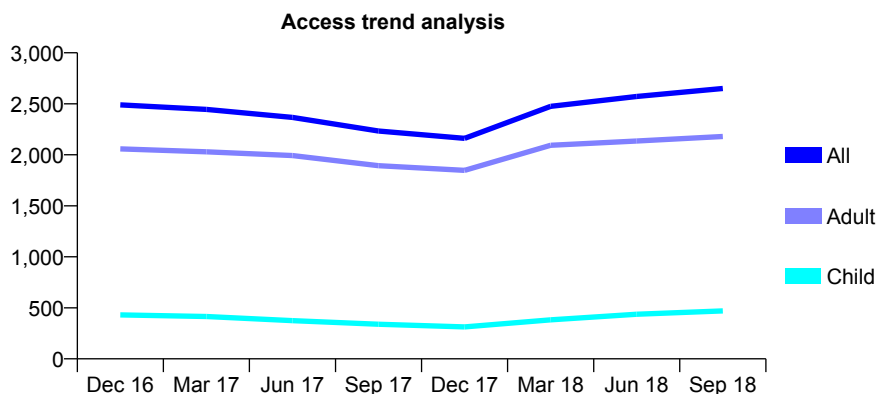
Q54 - Vital Signs At a Glance Contract Report for 107409/0001 - September 2018

Name or company name	Mr Sukhbir Singh & Mr David George Pear...
Contract type name	GDS Contract
Purpose of contract	General
Contract start date	01/12/2011
Contract end date	

18/19 Contracted general activity (UDA)	7,087
Carry forward general activity (UDA)	0
18/19 Contracted orthodontic activity (UOA)	0
Carry forward orthodontic activity (UOA)	0
Baseline contract value	£153,525.74

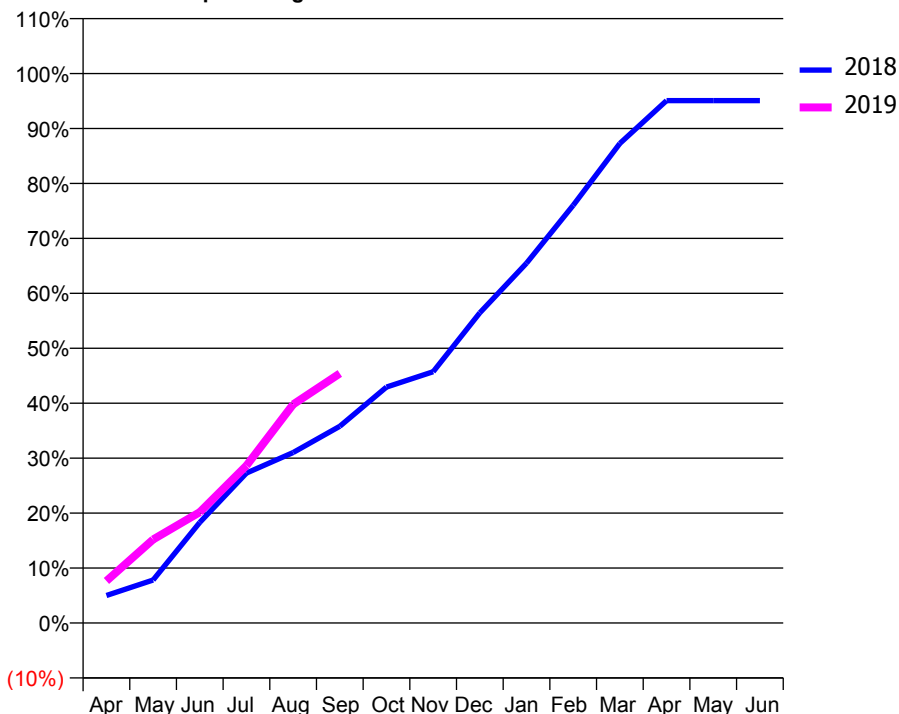
ACCESS*

Patients seen in 24 months	Total	Change since previous quarter
Quarter ending September 2017	2,233	
Quarter ending December 2017	2,161	↓
Quarter ending March 2018	2,475	↑
Quarter ending June 2018	2,572	↑
Quarter ending September 2018	2,650	↑
Variance since September 2017	18.7%	↑



ACTIVITY

Cumulative percentage of contracted UDA delivered 2018 & 2019



Month	Adjusted Scheduled Activity (UDA)	
	2018	2019
April	355	542
May	554	1,078
June	1,297	1,431
July	1,934	2,031
August	2,199	2,820
September	2,538	3,219
October	3,044	
November	3,241	
December	4,001	
January	4,641	
February	5,388	
March	6,186	
April	6,737	
May	6,737	
June	6,737	

QUALITY

	Quantity	Base Number	Contract	AT	Region	England
% of FP17s for the same patient ID Re-attending within 3 months - Children	7	367	1.9%	9.8%	11.4%	11.6%
% of FP17s for the same patient ID Re-attending within 3 months - Adults	118	1,405	8.4%	14.7%	15.0%	15.5%
% of FP17s for the same patient ID Re-attending between 3 & 9 months - Children	101	367	27.5%	52.8%	59.9%	58.8%
% of FP17s for the same patient ID Re-attending between 3 & 9 months - Adults	517	1,405	36.8%	48.0%	52.0%	51.1%
% of FP17s for Band 1 Urgent Courses	50	1,549	3.2%	8.0%	8.0%	9.0%
% of FP17s Relating to Free Repair or Replacements	2	1,549	0.1%	0.7%	0.8%	0.8%
% of FP17s Relating to Continuations	31	1,549	2.0%	0.8%	0.9%	0.9%
% of Patients satisfied with the dentistry they have received	1	1	N/A	92.8%	93.5%	93.3%
% of Patients satisfied with the time they had to wait for an appointment	1	1	N/A	89.7%	89.1%	88.9%

* This is based on patients treated on this contract for their most recent course of treatment. Figures in italics indicate the base number of FP17s or Patient Questionnaire responses are less than 100. N/A is shown where the base number of responses is less than 10 during the period. % is calculated as Quantity/Base number*100

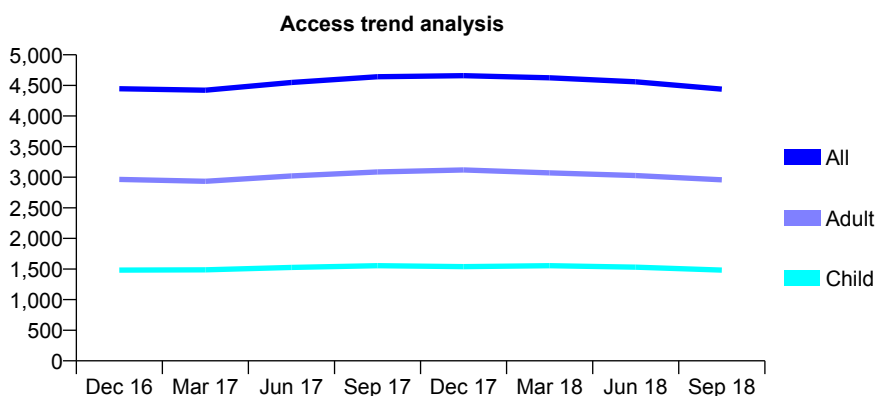
Q54 - Vital Signs At a Glance Contract Report for 108162/0001 - September 2018

Name or company name	Gupta & Gupta
Contract type name	GDS Contract
Purpose of contract	General and Orthodontic
Contract start date	01/04/2006
Contract end date	

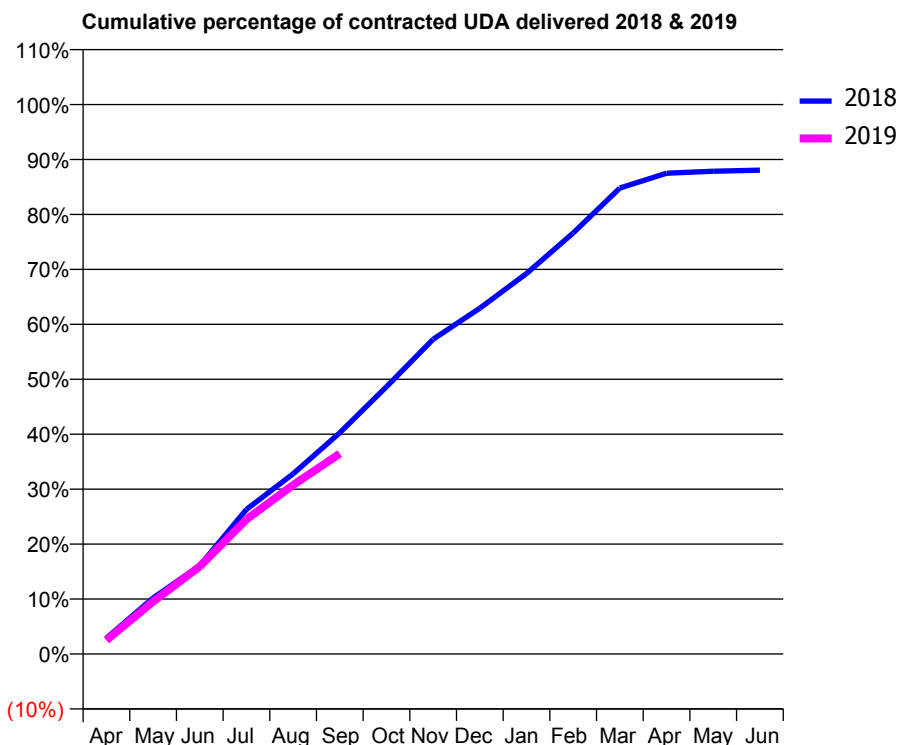
18/19 Contracted general activity (UDA)	16,327
Carry forward general activity (UDA)	0
18/19 Contracted orthodontic activity (UOA)	337
Carry forward orthodontic activity (UOA)	-6
Baseline contract value	£412,915.22

ACCESS*

Patients seen in 24 months	Total	Change since previous quarter
Quarter ending September 2017	4,642	
Quarter ending December 2017	4,659	→
Quarter ending March 2018	4,624	→
Quarter ending June 2018	4,558	↓
Quarter ending September 2018	4,440	↓
Variance since September 2017	(4.4%)	↓



ACTIVITY



Adjusted Scheduled Activity (UDA)		
Month	2018	2019
April	473	411
May	1,666	1,560
June	2,628	2,600
July	4,298	4,000
August	5,353	5,021
September	6,573	5,952
October	7,941	
November	9,353	
December	10,275	
January	11,307	
February	12,509	
March	13,844	
April	14,286	
May	14,343	
June	14,375	

QUALITY

	Quantity	Base Number	Contract	AT	Region	England
% of FP17s for the same patient ID Re-attending within 3 months - Children	117	1,205	9.7%	9.8%	11.4%	11.6%
% of FP17s for the same patient ID Re-attending within 3 months - Adults	358	1,905	18.8%	14.7%	15.0%	15.5%
% of FP17s for the same patient ID Re-attending between 3 & 9 months - Children	826	1,205	68.5%	52.8%	59.9%	58.8%
% of FP17s for the same patient ID Re-attending between 3 & 9 months - Adults	1,107	1,905	58.1%	48.0%	52.0%	51.1%
% of FP17s for Band 1 Urgent Courses	156	2,826	5.5%	8.0%	8.0%	9.0%
% of FP17s Relating to Free Repair or Replacements	16	2,826	0.6%	0.7%	0.8%	0.8%
% of FP17s Relating to Continuations	24	2,826	0.8%	0.8%	0.9%	0.9%
% of Patients satisfied with the dentistry they have received	0	0	N/A	92.8%	93.5%	93.3%
% of Patients satisfied with the time they had to wait for an appointment	0	0	N/A	89.7%	89.1%	88.9%

* This is based on patients treated on this contract for their most recent course of treatment. Figures in italics indicate the base number of FP17s or Patient Questionnaire responses are less than 100. N/A is shown where the base number of responses is less than 10 during the period. % is calculated as Quantity/Base number*100

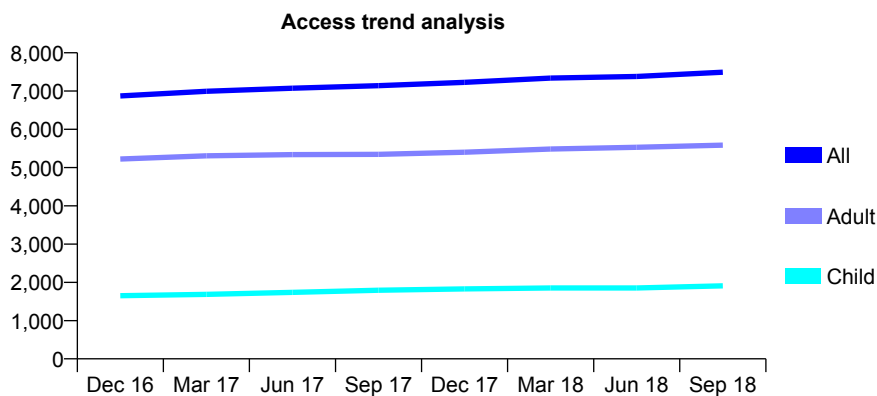
Q54 - Vital Signs At a Glance Contract Report for 109096/0001 - September 2018

Name or company name	Cottams Dental Practice
Contract type name	GDS Contract
Purpose of contract	General
Contract start date	01/04/2012
Contract end date	

18/19 Contracted general activity (UDA)	19,422
Carry forward general activity (UDA)	0
18/19 Contracted orthodontic activity (UOA)	0
Carry forward orthodontic activity (UOA)	0
Baseline contract value	£414,179.99

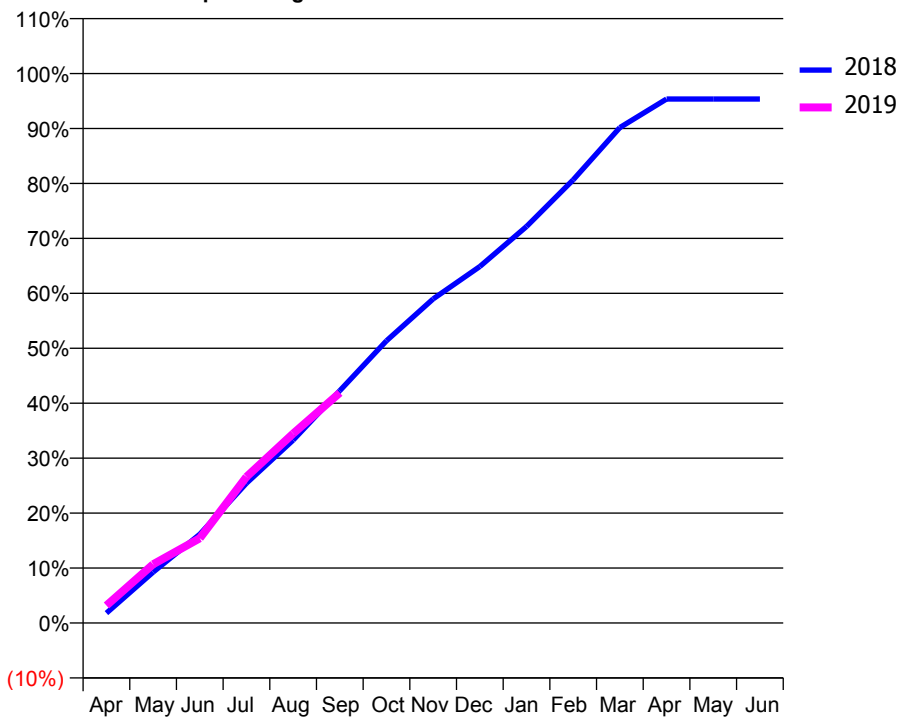
ACCESS*

Patients seen in 24 months	Total	Change since previous quarter
Quarter ending September 2017	7,140	
Quarter ending December 2017	7,229	→
Quarter ending March 2018	7,340	→
Quarter ending June 2018	7,382	→
Quarter ending September 2018	7,494	→
Variance since September 2017	5.0%	↑



ACTIVITY

Cumulative percentage of contracted UDA delivered 2018 & 2019



Month	Adjusted Scheduled Activity (UDA)	
	2018	2019
April	352	621
May	1,798	2,076
June	3,139	2,995
July	4,940	5,169
August	6,464	6,696
September	8,211	8,135
October	9,974	
November	11,453	
December	12,601	
January	14,016	
February	15,664	
March	17,510	
April	18,522	
May	18,520	
June	18,521	

QUALITY

	Quantity	Base Number	Contract	AT	Region	England
% of FP17s for the same patient ID Re-attending within 3 months - Children	74	1,345	5.5%	9.8%	11.4%	11.6%
% of FP17s for the same patient ID Re-attending within 3 months - Adults	393	3,479	11.3%	14.7%	15.0%	15.5%
% of FP17s for the same patient ID Re-attending between 3 & 9 months - Children	743	1,345	55.2%	52.8%	59.9%	58.8%
% of FP17s for the same patient ID Re-attending between 3 & 9 months - Adults	1,818	3,479	52.3%	48.0%	52.0%	51.1%
% of FP17s for Band 1 Urgent Courses	346	4,366	7.9%	8.0%	8.0%	9.0%
% of FP17s Relating to Free Repair or Replacements	22	4,366	0.5%	0.7%	0.8%	0.8%
% of FP17s Relating to Continuations	22	4,366	0.5%	0.8%	0.9%	0.9%
% of Patients satisfied with the dentistry they have received	1	1	N/A	92.8%	93.5%	93.3%
% of Patients satisfied with the time they had to wait for an appointment	1	1	N/A	89.7%	89.1%	88.9%

* This is based on patients treated on this contract for their most recent course of treatment. Figures in italics indicate the base number of FP17s or Patient Questionnaire responses are less than 100. N/A is shown where the base number of responses is less than 10 during the period. % is calculated as Quantity/Base number*100

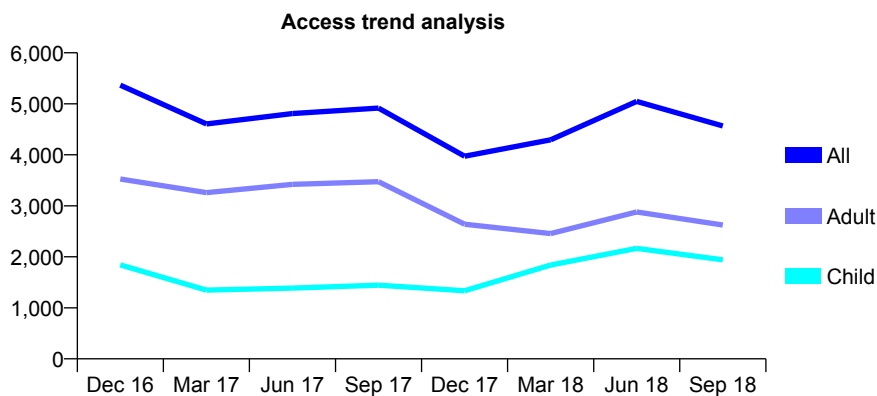
Q54 - Vital Signs At a Glance Contract Report for 109843/0001 - September 2018

Name or company name	Amit A Duggal & Gurpreet K Duggal
Contract type name	GDS Contract
Purpose of contract	General
Contract start date	01/04/2013
Contract end date	

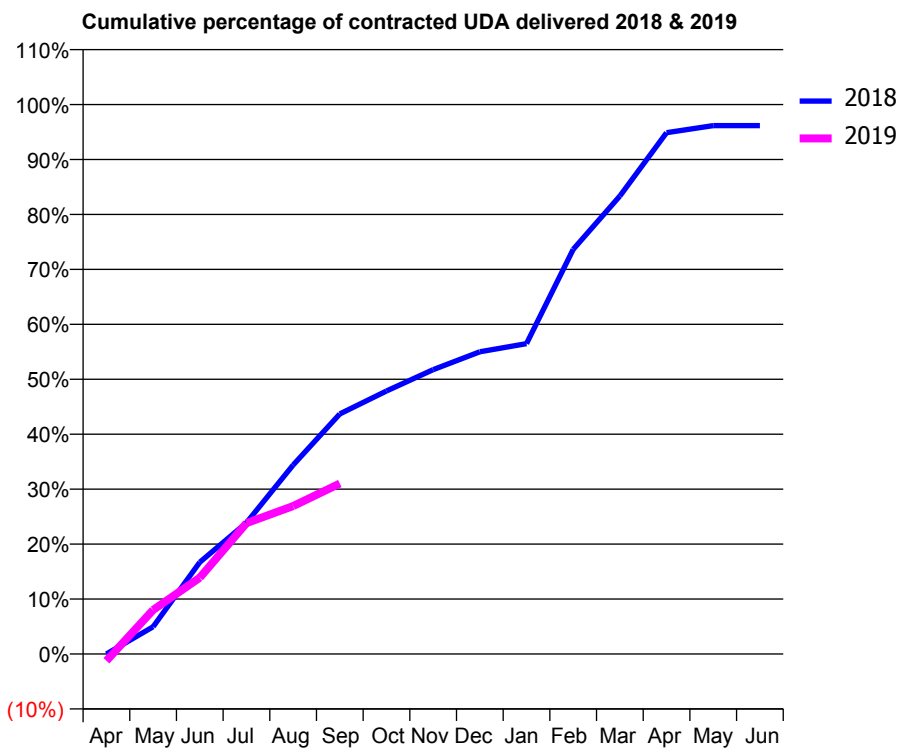
18/19 Contracted general activity (UDA)	11,000
Carry forward general activity (UDA)	421
18/19 Contracted orthodontic activity (UOA)	0
Carry forward orthodontic activity (UOA)	0
Baseline contract value	£286,365.23

ACCESS*

Patients seen in 24 months	Total	Change since previous quarter
Quarter ending September 2017	4,916	
Quarter ending December 2017	3,972	↓
Quarter ending March 2018	4,294	↑
Quarter ending June 2018	5,048	↑
Quarter ending September 2018	4,566	↓
Variance since September 2017	(7.1%)	↓



ACTIVITY



Month	Adjusted Scheduled Activity (UDA)	
	2018	2019
April	2	-138
May	547	882
June	1,837	1,527
July	2,629	2,621
August	3,785	2,961
September	4,806	3,414
October	5,264	
November	5,692	
December	6,050	
January	6,213	
February	8,100	
March	9,168	
April	10,435	
May	10,579	
June	10,579	

QUALITY

	Quantity	Base Number	Contract	AT	Region	England
% of FP17s for the same patient ID Re-attending within 3 months - Children	43	1,279	3.4%	9.8%	11.4%	11.6%
% of FP17s for the same patient ID Re-attending within 3 months - Adults	126	1,743	7.2%	14.7%	15.0%	15.5%
% of FP17s for the same patient ID Re-attending between 3 & 9 months - Children	138	1,279	10.8%	52.8%	59.9%	58.8%
% of FP17s for the same patient ID Re-attending between 3 & 9 months - Adults	314	1,743	18.0%	48.0%	52.0%	51.1%
% of FP17s for Band 1 Urgent Courses	70	2,104	3.3%	8.0%	8.0%	9.0%
% of FP17s Relating to Free Repair or Replacements	9	2,104	0.4%	0.7%	0.8%	0.8%
% of FP17s Relating to Continuations	12	2,104	0.6%	0.8%	0.9%	0.9%
% of Patients satisfied with the dentistry they have received	3	3	N/A	92.8%	93.5%	93.3%
% of Patients satisfied with the time they had to wait for an appointment	3	3	N/A	89.7%	89.1%	88.9%

* This is based on patients treated on this contract for their most recent course of treatment. Figures in italics indicate the base number of FP17s or Patient Questionnaire responses are less than 100. N/A is shown where the base number of responses is less than 10 during the period. % is calculated as Quantity/Base number*100

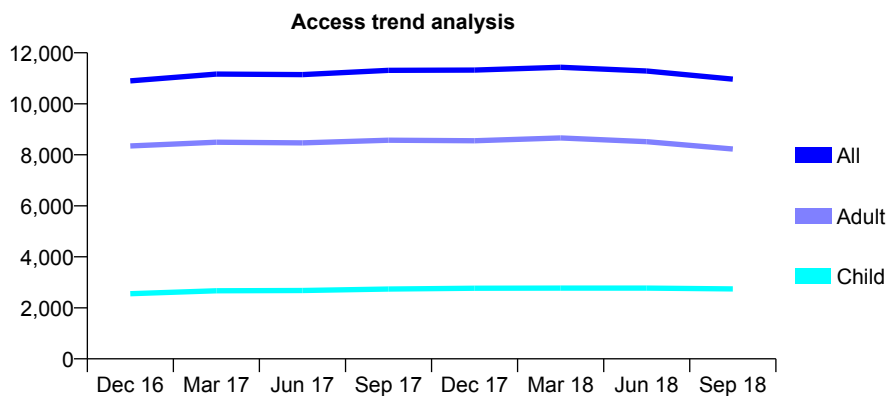
Q54 - Vital Signs At a Glance Contract Report for 110272/0001 - September 2018

Name or company name	Purity Dental Surgery
Contract type name	Pilot Contract
Purpose of contract	General and Orthodontic
Contract start date	01/04/2010
Contract end date	

18/19 Contracted general activity (UDA)	33,454
Carry forward general activity (UDA)	0
18/19 Contracted orthodontic activity (UOA)	1,250
Carry forward orthodontic activity (UOA)	0
Baseline contract value	£872,736.48

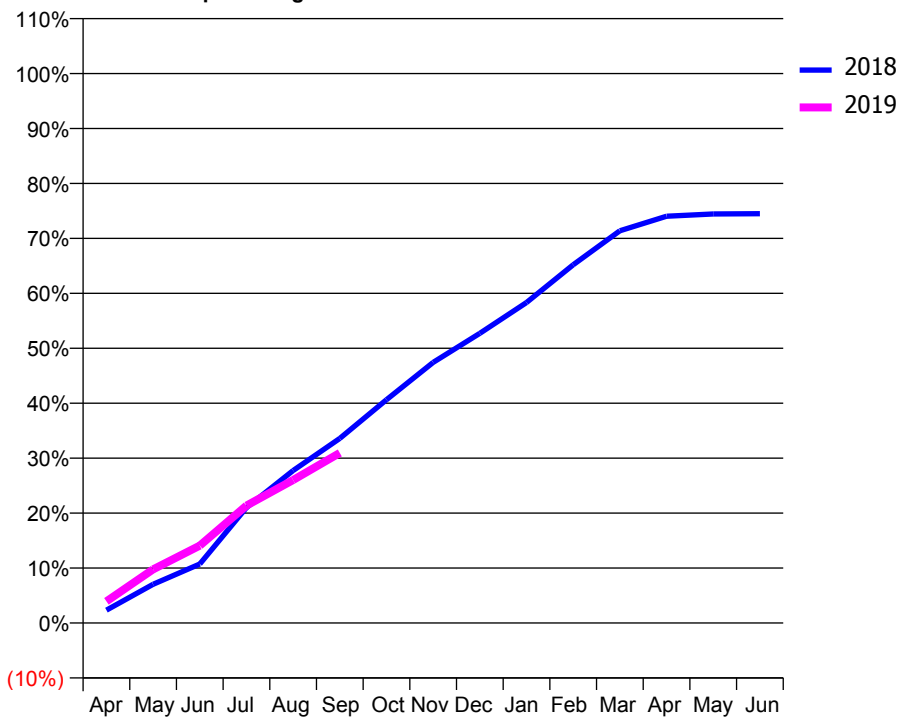
ACCESS*

Patients seen in 24 months	Total	Change since previous quarter
Quarter ending September 2017	11,314	
Quarter ending December 2017	11,325	→
Quarter ending March 2018	11,435	→
Quarter ending June 2018	11,286	↓
Quarter ending September 2018	10,965	↓
Variance since September 2017	(3.1%)	↓



ACTIVITY

Cumulative percentage of contracted UDA delivered 2018 & 2019



Month	Adjusted Scheduled Activity (UDA)	
	2018	2019
April	783	1,316
May	2,354	3,270
June	3,590	4,711
July	7,028	7,149
August	9,286	8,708
September	11,239	10,352
October	13,591	
November	15,867	
December	17,640	
January	19,512	
February	21,813	
March	23,880	
April	24,764	
May	24,906	
June	24,920	

QUALITY

	Quantity	Base Number	Contract	AT	Region	England
% of FP17s for the same patient ID Re-attending within 3 months - Children	116	1,876	6.2%	9.8%	11.4%	11.6%
% of FP17s for the same patient ID Re-attending within 3 months - Adults	864	4,457	19.4%	14.7%	15.0%	15.5%
% of FP17s for the same patient ID Re-attending between 3 & 9 months - Children	1,090	1,876	58.1%	52.8%	59.9%	58.8%
% of FP17s for the same patient ID Re-attending between 3 & 9 months - Adults	1,744	4,457	39.1%	48.0%	52.0%	51.1%
% of FP17s for Band 1 Urgent Courses	409	5,267	7.8%	8.0%	8.0%	9.0%
% of FP17s Relating to Free Repair or Replacements	97	5,267	1.8%	0.7%	0.8%	0.8%
% of FP17s Relating to Continuations	44	5,267	0.8%	0.8%	0.9%	0.9%
% of Patients satisfied with the dentistry they have received	3	3	N/A	92.8%	93.5%	93.3%
% of Patients satisfied with the time they had to wait for an appointment	3	3	N/A	89.7%	89.1%	88.9%

* This is based on patients treated on this contract for their most recent course of treatment. Figures in italics indicate the base number of FP17s or Patient Questionnaire responses are less than 100. N/A is shown where the base number of responses is less than 10 during the period. % is calculated as Quantity/Base number*100

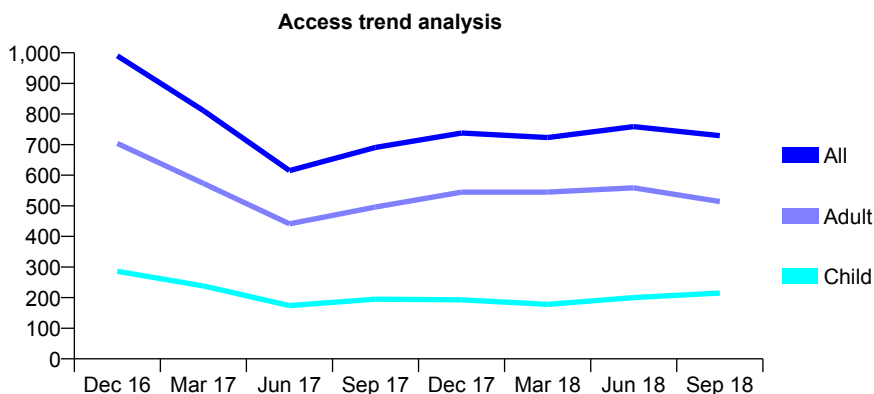
Q54 - Vital Signs At a Glance Contract Report for 114421/0001 - September 2018

Name or company name	Hanji and Goel Partnership t/a Waterloo De
Contract type name	GDS Contract
Purpose of contract	General
Contract start date	01/09/2014
Contract end date	

18/19 Contracted general activity (UDA)	3,078
Carry forward general activity (UDA)	-60
18/19 Contracted orthodontic activity (UOA)	0
Carry forward orthodontic activity (UOA)	0
Baseline contract value	£87,904.09

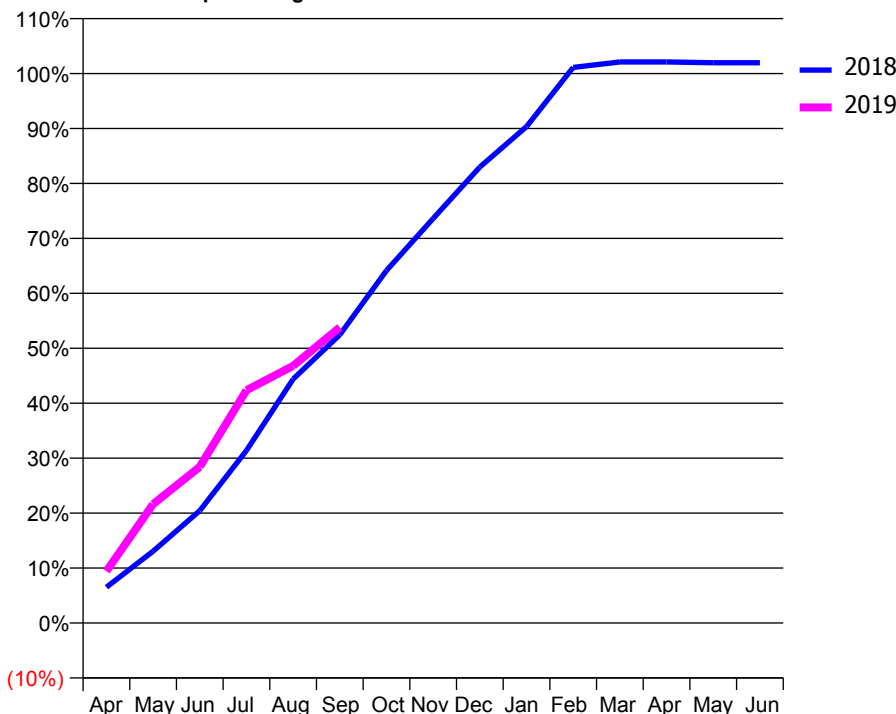
ACCESS*

Patients seen in 24 months	Total	Change since previous quarter
Quarter ending September 2017	691	
Quarter ending December 2017	738	↑
Quarter ending March 2018	723	↓
Quarter ending June 2018	759	↑
Quarter ending September 2018	729	↓
Variance since September 2017	5.5%	↑



ACTIVITY

Cumulative percentage of contracted UDA delivered 2018 & 2019



Month	Adjusted Scheduled Activity (UDA)	
	2018	2019
April	200	290
May	402	666
June	629	875
July	966	1,304
August	1,366	1,440
September	1,614	1,656
October	1,974	
November	2,266	
December	2,554	
January	2,781	
February	3,112	
March	3,142	
April	3,142	
May	3,138	
June	3,138	

QUALITY

	Quantity	Base Number	Contract	AT	Region	England
% of FP17s for the same patient ID Re-attending within 3 months - Children	4	131	3.1%	9.8%	11.4%	11.6%
% of FP17s for the same patient ID Re-attending within 3 months - Adults	26	265	9.8%	14.7%	15.0%	15.5%
% of FP17s for the same patient ID Re-attending between 3 & 9 months - Children	15	131	11.5%	52.8%	59.9%	58.8%
% of FP17s for the same patient ID Re-attending between 3 & 9 months - Adults	57	265	21.5%	48.0%	52.0%	51.1%
% of FP17s for Band 1 Urgent Courses	50	393	12.7%	8.0%	8.0%	9.0%
% of FP17s Relating to Free Repair or Replacements	0	393	0.0%	0.7%	0.8%	0.8%
% of FP17s Relating to Continuations	0	393	0.0%	0.8%	0.9%	0.9%
% of Patients satisfied with the dentistry they have received	0	0	N/A	92.8%	93.5%	93.3%
% of Patients satisfied with the time they had to wait for an appointment	0	0	N/A	89.7%	89.1%	88.9%

* This is based on patients treated on this contract for their most recent course of treatment. Figures in italics indicate the base number of FP17s or Patient Questionnaire responses are less than 100. N/A is shown where the base number of responses is less than 10 during the period. % is calculated as Quantity/Base number*100

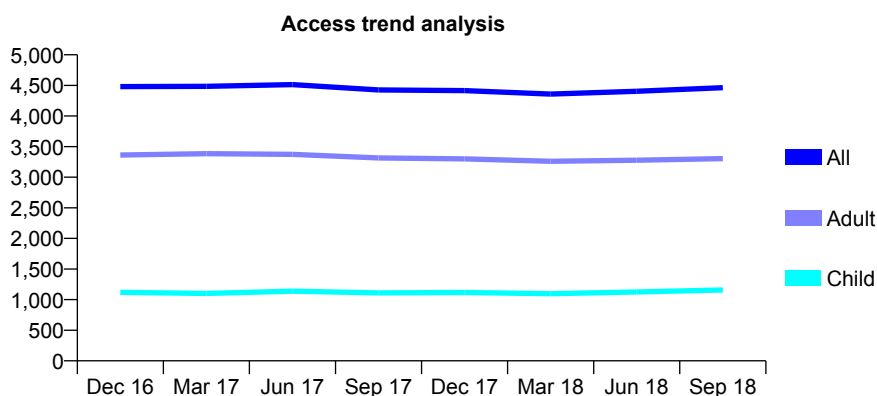
Q54 - Vital Signs At a Glance Contract Report for 114634/0001 - September 2018

Name or company name	Addison/Addison GDS contract partnership
Contract type name	GDS Contract
Purpose of contract	General
Contract start date	01/04/2012
Contract end date	

18/19 Contracted general activity (UDA)	11,547
Carry forward general activity (UDA)	-141
18/19 Contracted orthodontic activity (UOA)	0
Carry forward orthodontic activity (UOA)	0
Baseline contract value	£291,284.30

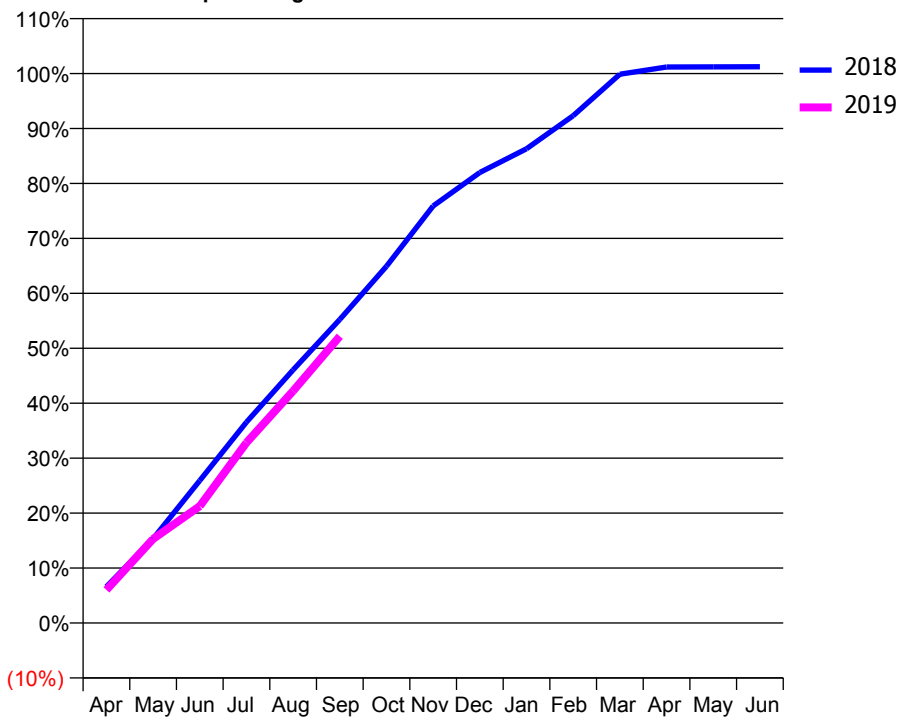
ACCESS*

Patients seen in 24 months	Total	Change since previous quarter
Quarter ending September 2017	4,425	
Quarter ending December 2017	4,416	→
Quarter ending March 2018	4,358	↓
Quarter ending June 2018	4,404	→
Quarter ending September 2018	4,462	→
Variance since September 2017	0.8%	→



ACTIVITY

Cumulative percentage of contracted UDA delivered 2018 & 2019



Adjusted Scheduled Activity (UDA)

Month	2018	2019
April	762	696
May	1,773	1,767
June	2,993	2,457
July	4,221	3,789
August	5,319	4,876
September	6,379	6,026
October	7,496	
November	8,763	
December	9,466	
January	9,966	
February	10,661	
March	11,531	
April	11,683	
May	11,687	
June	11,688	

QUALITY

	Quantity	Base Number	Contract	AT	Region	England
% of FP17s for the same patient ID Re-attending within 3 months - Children	35	930	3.8%	9.8%	11.4%	11.6%
% of FP17s for the same patient ID Re-attending within 3 months - Adults	319	2,523	12.6%	14.7%	15.0%	15.5%
% of FP17s for the same patient ID Re-attending between 3 & 9 months - Children	591	930	63.5%	52.8%	59.9%	58.8%
% of FP17s for the same patient ID Re-attending between 3 & 9 months - Adults	1,214	2,523	48.1%	48.0%	52.0%	51.1%
% of FP17s for Band 1 Urgent Courses	166	3,386	4.9%	8.0%	8.0%	9.0%
% of FP17s Relating to Free Repair or Replacements	7	3,386	0.2%	0.7%	0.8%	0.8%
% of FP17s Relating to Continuations	49	3,386	1.4%	0.8%	0.9%	0.9%
% of Patients satisfied with the dentistry they have received	2	2	N/A	92.8%	93.5%	93.3%
% of Patients satisfied with the time they had to wait for an appointment	2	2	N/A	89.7%	89.1%	88.9%

* This is based on patients treated on this contract for their most recent course of treatment. Figures in italics indicate the base number of FP17s or Patient Questionnaire responses are less than 100. N/A is shown where the base number of responses is less than 10 during the period. % is calculated as Quantity/Base number*100

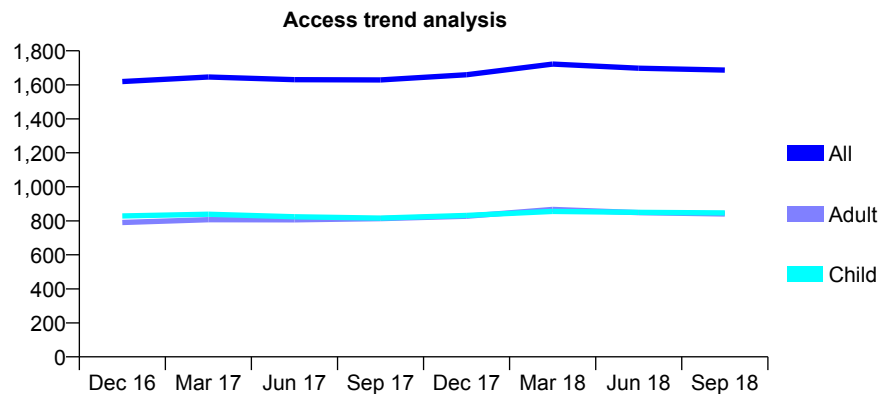
Q54 - Vital Signs At a Glance Contract Report for 116343/0001 - September 2018

Name or company name	The Dental Surgery
Contract type name	GDS Contract
Purpose of contract	General
Contract start date	22/12/2010
Contract end date	

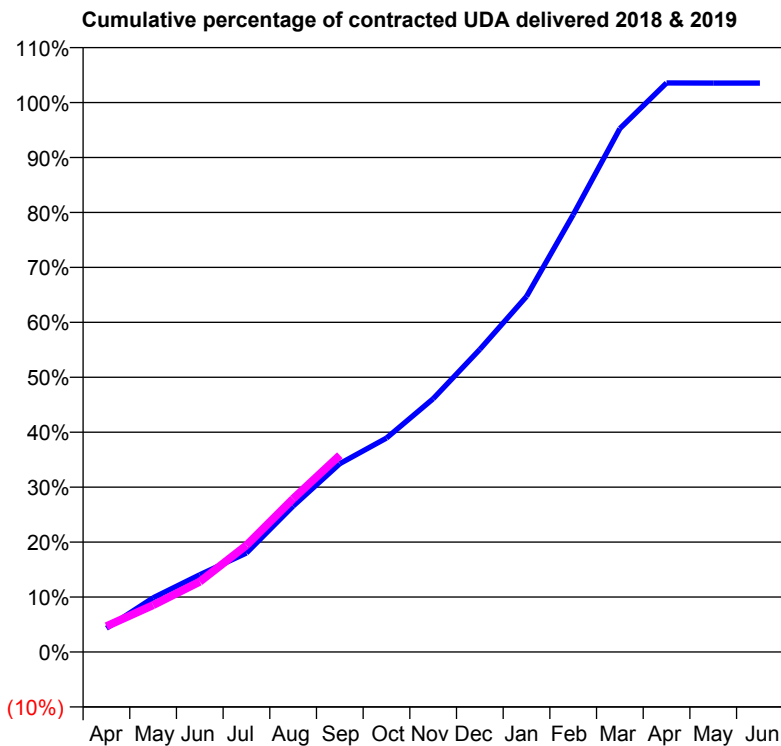
18/19 Contracted general activity (UDA)	6,221
Carry forward general activity (UDA)	-124
18/19 Contracted orthodontic activity (UOA)	0
Carry forward orthodontic activity (UOA)	0
Baseline contract value	£165,253.08

ACCESS*

Patients seen in 24 months	Total	Change since previous quarter
Quarter ending September 2017	1,629	
Quarter ending December 2017	1,659	→
Quarter ending March 2018	1,722	↑
Quarter ending June 2018	1,698	↓
Quarter ending September 2018	1,687	→
Variance since September 2017	3.6%	↑



ACTIVITY



Month	Adjusted Scheduled Activity (UDA)	
	2018	2019
April	270	292
May	613	531
June	875	796
July	1,122	1,209
August	1,652	1,736
September	2,132	2,228
October	2,422	
November	2,867	
December	3,426	
January	4,026	
February	4,951	
March	5,926	
April	6,443	
May	6,442	
June	6,442	

QUALITY

	Quantity	Base Number	Contract	AT	Region	England
% of FP17s for the same patient ID Re-attending within 3 months - Children	26	648	4.0%	9.8%	11.4%	11.6%
% of FP17s for the same patient ID Re-attending within 3 months - Adults	54	493	11.0%	14.7%	15.0%	15.5%
% of FP17s for the same patient ID Re-attending between 3 & 9 months - Children	502	648	77.5%	52.8%	59.9%	58.8%
% of FP17s for the same patient ID Re-attending between 3 & 9 months - Adults	337	493	68.4%	48.0%	52.0%	51.1%
% of FP17s for Band 1 Urgent Courses	56	976	5.7%	8.0%	8.0%	9.0%
% of FP17s Relating to Free Repair or Replacements	0	976	0.0%	0.7%	0.8%	0.8%
% of FP17s Relating to Continuations	1	976	0.1%	0.8%	0.9%	0.9%
% of Patients satisfied with the dentistry they have received	0	0	N/A	92.8%	93.5%	93.3%
% of Patients satisfied with the time they had to wait for an appointment	0	0	N/A	89.7%	89.1%	88.9%

* This is based on patients treated on this contract for their most recent course of treatment. Figures in italics indicate the base number of FP17s or Patient Questionnaire responses are less than 100. N/A is shown where the base number of responses is less than 10 during the period. % is calculated as Quantity/Base number*100

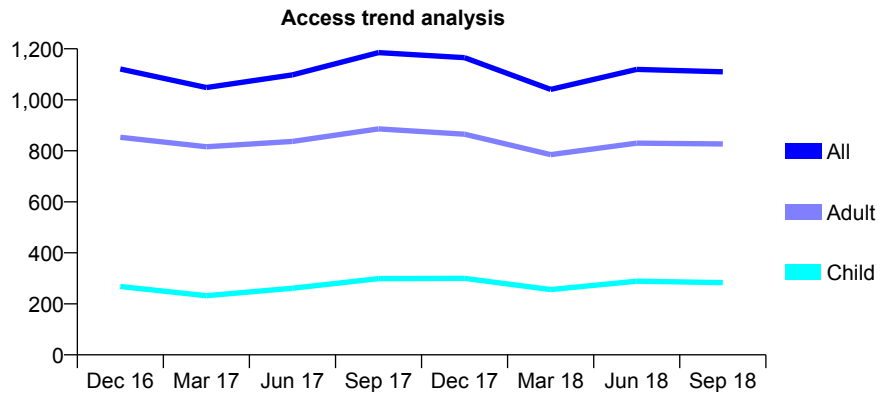
Q54 - Vital Signs At a Glance Contract Report for 116351/0001 - September 2018

Name or company name	Hillary Street Dental Practice
Contract type name	GDS Contract
Purpose of contract	General
Contract start date	01/04/2011
Contract end date	

18/19 Contracted general activity (UDA)	3,560
Carry forward general activity (UDA)	-33
18/19 Contracted orthodontic activity (UOA)	0
Carry forward orthodontic activity (UOA)	0
Baseline contract value	£84,884.92

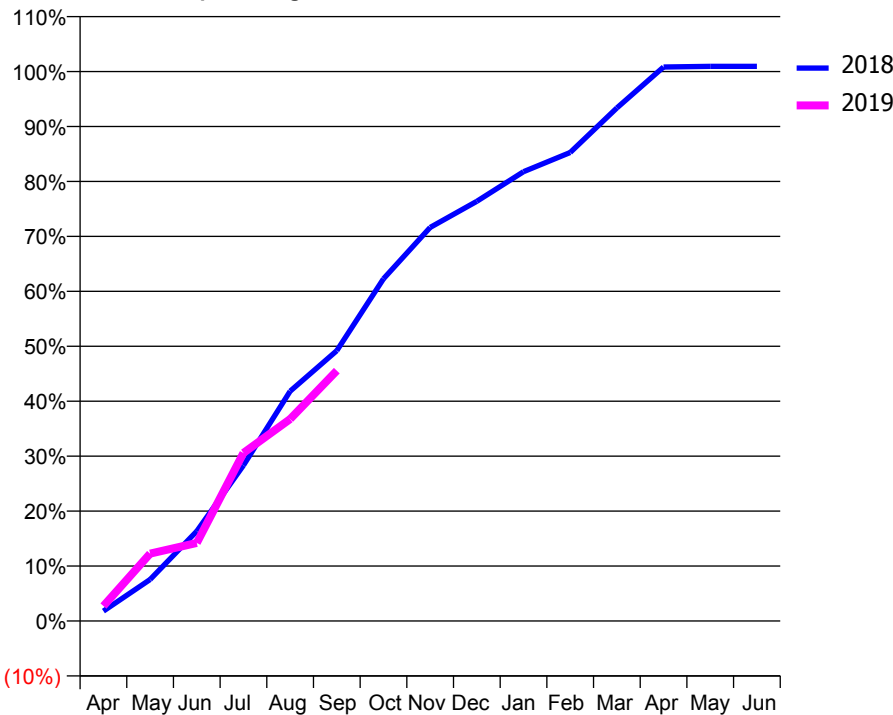
ACCESS*

Patients seen in 24 months	Total	Change since previous quarter
Quarter ending September 2017	1,185	
Quarter ending December 2017	1,165	↓
Quarter ending March 2018	1,041	↓
Quarter ending June 2018	1,119	↑
Quarter ending September 2018	1,110	→
Variance since September 2017	(6.3%)	↓



ACTIVITY

Cumulative percentage of contracted UDA delivered 2018 & 2019



Month	Adjusted Scheduled Activity (UDA)	
	2018	2019
April	64	97
May	269	436
June	582	505
July	1,008	1,089
August	1,489	1,309
September	1,752	1,622
October	2,217	
November	2,550	
December	2,719	
January	2,911	
February	3,035	
March	3,324	
April	3,589	
May	3,594	
June	3,594	

QUALITY

	Quantity	Base Number	Contract	AT	Region	England
% of FP17s for the same patient ID Re-attending within 3 months - Children	6	193	3.1%	9.8%	11.4%	11.6%
% of FP17s for the same patient ID Re-attending within 3 months - Adults	40	467	8.6%	14.7%	15.0%	15.5%
% of FP17s for the same patient ID Re-attending between 3 & 9 months - Children	33	193	17.1%	52.8%	59.9%	58.8%
% of FP17s for the same patient ID Re-attending between 3 & 9 months - Adults	74	467	15.8%	48.0%	52.0%	51.1%
% of FP17s for Band 1 Urgent Courses	86	567	15.2%	8.0%	8.0%	9.0%
% of FP17s Relating to Free Repair or Replacements	3	567	0.5%	0.7%	0.8%	0.8%
% of FP17s Relating to Continuations	8	567	1.4%	0.8%	0.9%	0.9%
% of Patients satisfied with the dentistry they have received	1	1	N/A	92.8%	93.5%	93.3%
% of Patients satisfied with the time they had to wait for an appointment	1	1	N/A	89.7%	89.1%	88.9%

* This is based on patients treated on this contract for their most recent course of treatment. Figures in italics indicate the base number of FP17s or Patient Questionnaire responses are less than 100. N/A is shown where the base number of responses is less than 10 during the period. % is calculated as Quantity/Base number*100

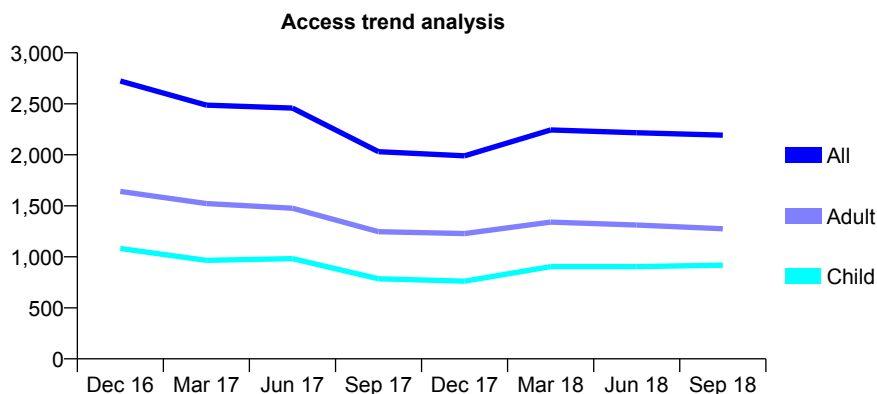
Q54 - Vital Signs At a Glance Contract Report for 116661/0001 - September 2018

Name or company name	Springfield Dental Practice
Contract type name	GDS Contract
Purpose of contract	General
Contract start date	01/01/2009
Contract end date	

18/19 Contracted general activity (UDA)	8,176
Carry forward general activity (UDA)	-158
18/19 Contracted orthodontic activity (UOA)	0
Carry forward orthodontic activity (UOA)	0
Baseline contract value	£168,046.84

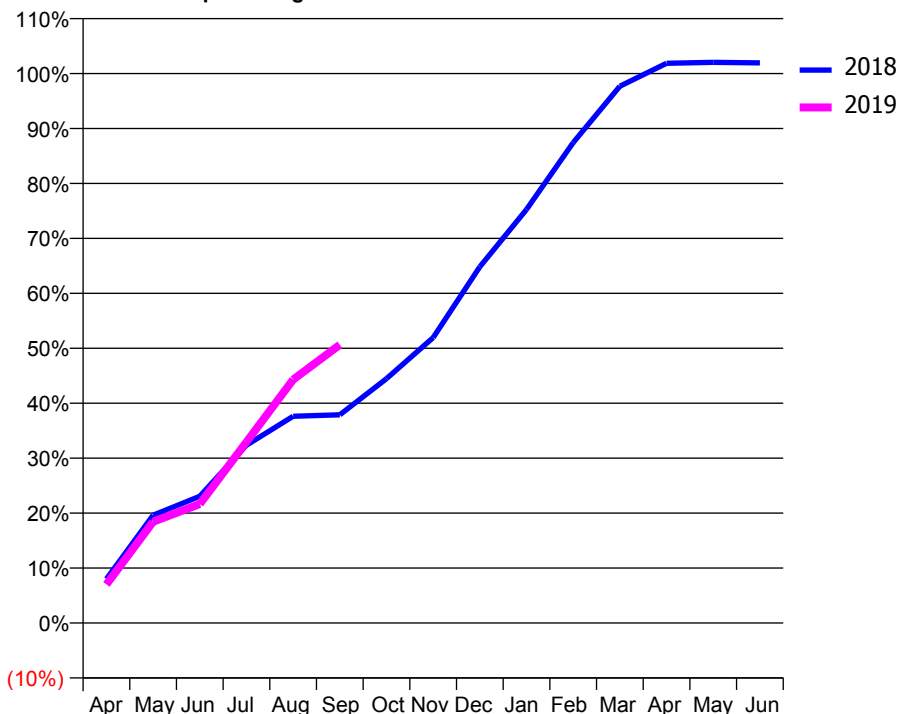
ACCESS*

Patients seen in 24 months	Total	Change since previous quarter
Quarter ending September 2017	2,031	
Quarter ending December 2017	1,990	↓
Quarter ending March 2018	2,244	↑
Quarter ending June 2018	2,216	↓
Quarter ending September 2018	2,193	↓
Variance since September 2017	8.0%	↑



ACTIVITY

Cumulative percentage of contracted UDA delivered 2018 & 2019



Month	Adjusted Scheduled Activity (UDA)	
	2018	2019
April	655	574
May	1,604	1,508
June	1,886	1,771
July	2,645	2,693
August	3,077	3,622
September	3,099	4,139
October	3,636	
November	4,247	
December	5,301	
January	6,154	
February	7,148	
March	7,986	
April	8,329	
May	8,342	
June	8,334	

QUALITY

	Quantity	Base Number	Contract	AT	Region	England
% of FP17s for the same patient ID Re-attending within 3 months - Children	41	614	6.7%	9.8%	11.4%	11.6%
% of FP17s for the same patient ID Re-attending within 3 months - Adults	119	790	15.1%	14.7%	15.0%	15.5%
% of FP17s for the same patient ID Re-attending between 3 & 9 months - Children	202	614	32.9%	52.8%	59.9%	58.8%
% of FP17s for the same patient ID Re-attending between 3 & 9 months - Adults	274	790	34.7%	48.0%	52.0%	51.1%
% of FP17s for Band 1 Urgent Courses	44	1,259	3.5%	8.0%	8.0%	9.0%
% of FP17s Relating to Free Repair or Replacements	2	1,259	0.2%	0.7%	0.8%	0.8%
% of FP17s Relating to Continuations	10	1,259	0.8%	0.8%	0.9%	0.9%
% of Patients satisfied with the dentistry they have received	0	0	N/A	92.8%	93.5%	93.3%
% of Patients satisfied with the time they had to wait for an appointment	0	0	N/A	89.7%	89.1%	88.9%

* This is based on patients treated on this contract for their most recent course of treatment. Figures in italics indicate the base number of FP17s or Patient Questionnaire responses are less than 100. N/A is shown where the base number of responses is less than 10 during the period. % is calculated as Quantity/Base number*100

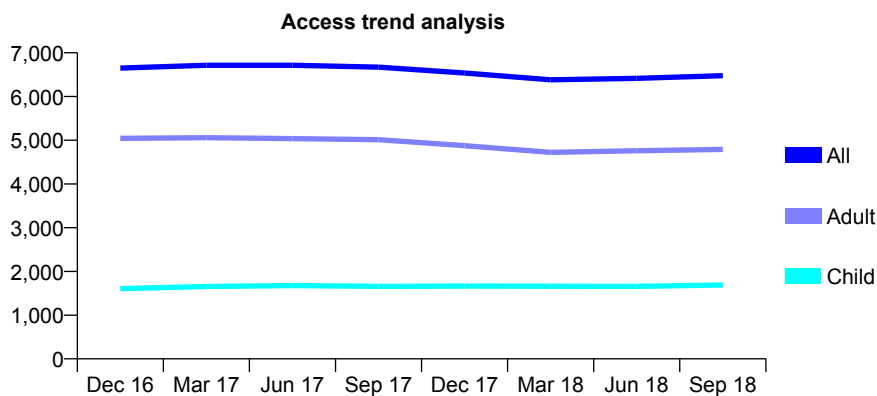
Q54 - Vital Signs At a Glance Contract Report for 120707/0001 - September 2018

Name or company name	Kings Norton Dental Practice
Contract type name	GDS Contract
Purpose of contract	General
Contract start date	28/06/2013
Contract end date	

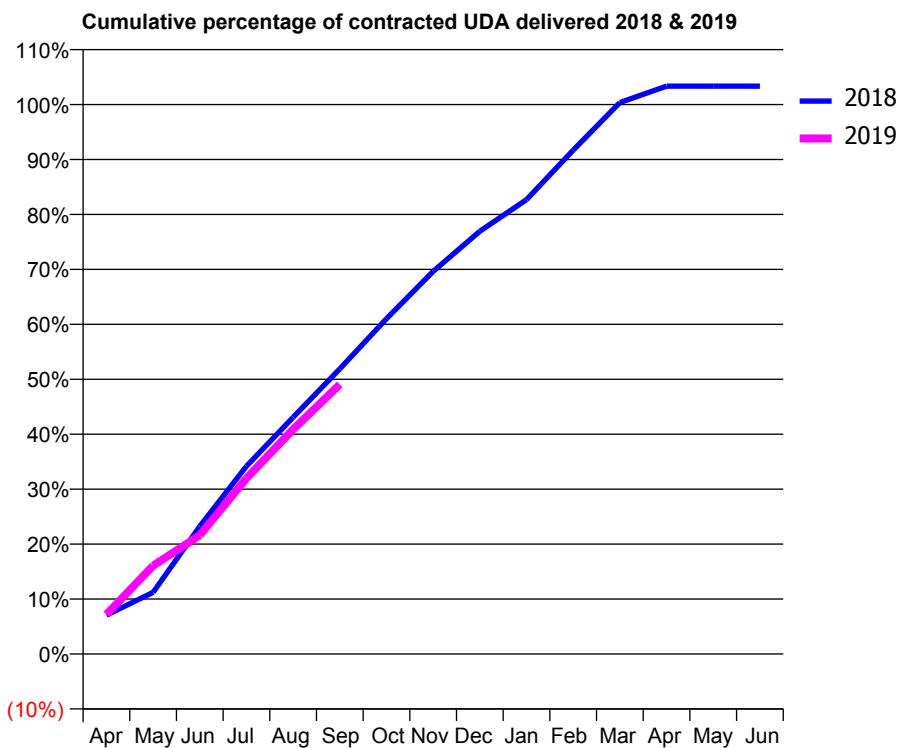
18/19 Contracted general activity (UDA)	18,339
Carry forward general activity (UDA)	-366
18/19 Contracted orthodontic activity (UOA)	0
Carry forward orthodontic activity (UOA)	0
Baseline contract value	£460,881.47

ACCESS*

Patients seen in 24 months	Total	Change since previous quarter
Quarter ending September 2017	6,672	
Quarter ending December 2017	6,538	↓
Quarter ending March 2018	6,382	↓
Quarter ending June 2018	6,417	→
Quarter ending September 2018	6,477	→
Variance since September 2017	(2.9%)	↓



ACTIVITY



Month	Adjusted Scheduled Activity (UDA)	
	2018	2019
April	1,299	1,320
May	2,059	2,947
June	4,260	3,961
July	6,270	5,863
August	7,903	7,498
September	9,516	8,998
October	11,192	
November	12,771	
December	14,109	
January	15,166	
February	16,814	
March	18,404	
April	18,953	
May	18,953	
June	18,953	

QUALITY

	Quantity	Base Number	Contract	AT	Region	England
% of FP17s for the same patient ID Re-attending within 3 months - Children	59	1,168	5.1%	9.8%	11.4%	11.6%
% of FP17s for the same patient ID Re-attending within 3 months - Adults	396	3,241	12.2%	14.7%	15.0%	15.5%
% of FP17s for the same patient ID Re-attending between 3 & 9 months - Children	685	1,168	58.6%	52.8%	59.9%	58.8%
% of FP17s for the same patient ID Re-attending between 3 & 9 months - Adults	1,650	3,241	50.9%	48.0%	52.0%	51.1%
% of FP17s for Band 1 Urgent Courses	295	4,164	7.1%	8.0%	8.0%	9.0%
% of FP17s Relating to Free Repair or Replacements	14	4,164	0.3%	0.7%	0.8%	0.8%
% of FP17s Relating to Continuations	42	4,164	1.0%	0.8%	0.9%	0.9%
% of Patients satisfied with the dentistry they have received	5	7	N/A	92.8%	93.5%	93.3%
% of Patients satisfied with the time they had to wait for an appointment	6	7	N/A	89.7%	89.1%	88.9%

* This is based on patients treated on this contract for their most recent course of treatment. Figures in italics indicate the base number of FP17s or Patient Questionnaire responses are less than 100. N/A is shown where the base number of responses is less than 10 during the period. % is calculated as Quantity/Base number*100

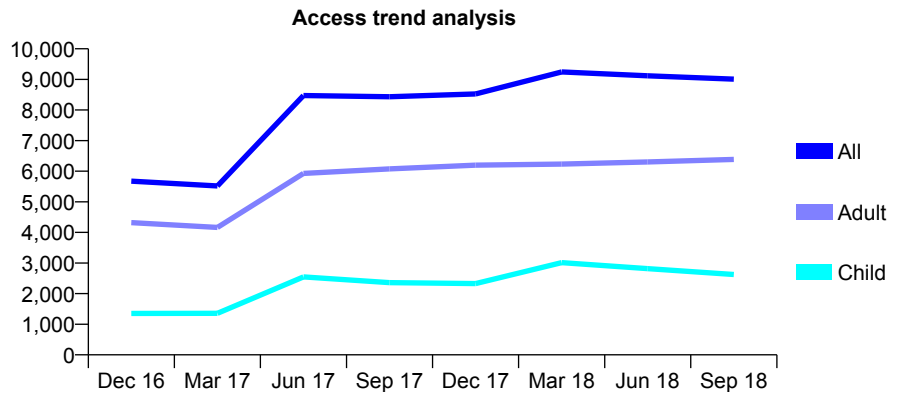
Q54 - Vital Signs At a Glance Contract Report for 121444/0001 - September 2018

Name or company name	South Road Dental Practice
Contract type name	Pilot Contract
Purpose of contract	General
Contract start date	01/04/2009
Contract end date	

18/19 Contracted general activity (UDA)	25,349
Carry forward general activity (UDA)	0
18/19 Contracted orthodontic activity (UOA)	0
Carry forward orthodontic activity (UOA)	0
Baseline contract value	£615,573.97

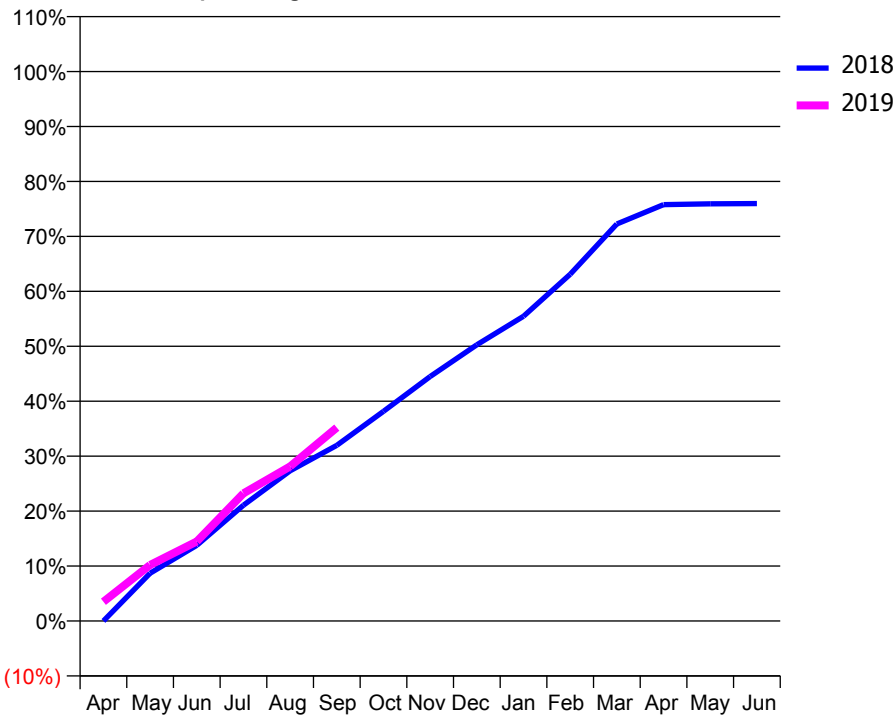
ACCESS*

Patients seen in 24 months	Total	Change since previous quarter
Quarter ending September 2017	8,435	
Quarter ending December 2017	8,527	→
Quarter ending March 2018	9,245	↑
Quarter ending June 2018	9,118	↓
Quarter ending September 2018	9,009	↓
Variance since September 2017	6.8%	↑



ACTIVITY

Cumulative percentage of contracted UDA delivered 2018 & 2019



Month	Adjusted Scheduled Activity (UDA)	
	2018	2019
April	0	888
May	2,203	2,584
June	3,488	3,669
July	5,345	5,893
August	6,927	7,134
September	8,106	8,924
October	9,671	
November	11,281	
December	12,743	
January	14,059	
February	15,999	
March	18,318	
April	19,207	
May	19,246	
June	19,255	

QUALITY

	Quantity	Base Number	Contract	AT	Region	England
% of FP17s for the same patient ID Re-attending within 3 months - Children	88	1,565	5.6%	9.8%	11.4%	11.6%
% of FP17s for the same patient ID Re-attending within 3 months - Adults	571	4,587	12.4%	14.7%	15.0%	15.5%
% of FP17s for the same patient ID Re-attending between 3 & 9 months - Children	854	1,565	54.6%	52.8%	59.9%	58.8%
% of FP17s for the same patient ID Re-attending between 3 & 9 months - Adults	2,456	4,587	53.5%	48.0%	52.0%	51.1%
% of FP17s for Band 1 Urgent Courses	389	5,326	7.3%	8.0%	8.0%	9.0%
% of FP17s Relating to Free Repair or Replacements	47	5,326	0.9%	0.7%	0.8%	0.8%
% of FP17s Relating to Continuations	40	5,326	0.8%	0.8%	0.9%	0.9%
% of Patients satisfied with the dentistry they have received	5	6	N/A	92.8%	93.5%	93.3%
% of Patients satisfied with the time they had to wait for an appointment	4	6	N/A	89.7%	89.1%	88.9%

* This is based on patients treated on this contract for their most recent course of treatment. Figures in italics indicate the base number of FP17s or Patient Questionnaire responses are less than 100. N/A is shown where the base number of responses is less than 10 during the period. % is calculated as Quantity/Base number*100

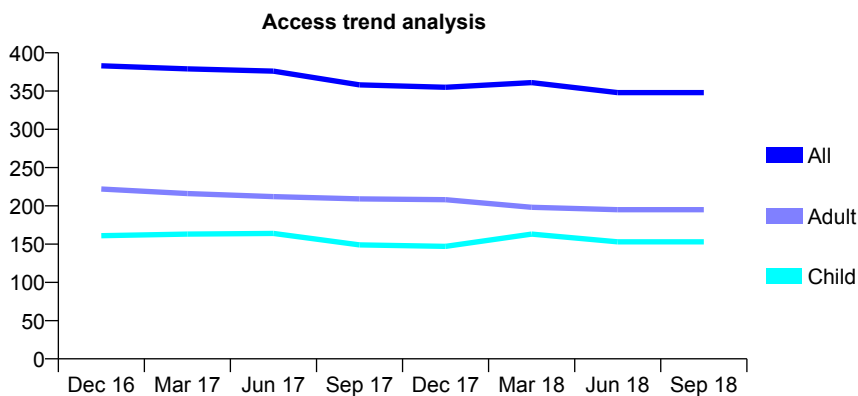
Q54 - Vital Signs At a Glance Contract Report for 121452/0001 - September 2018

Name or company name	Kassam GDS Contract Partnership
Contract type name	GDS Contract
Purpose of contract	General
Contract start date	01/02/2013
Contract end date	

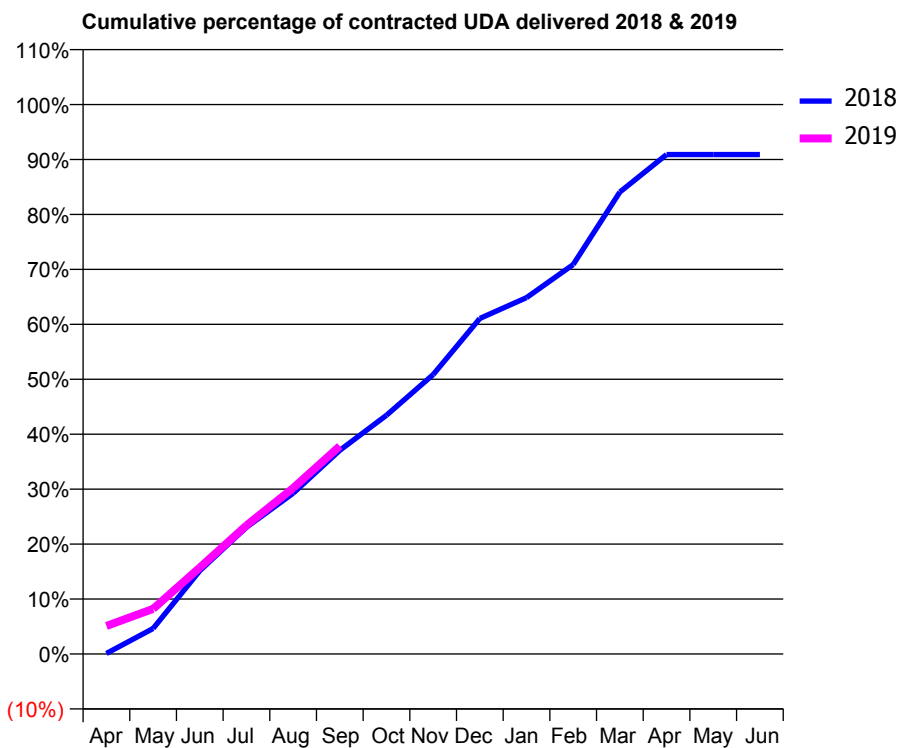
18/19 Contracted general activity (UDA)	1,000
Carry forward general activity (UDA)	0
18/19 Contracted orthodontic activity (UOA)	0
Carry forward orthodontic activity (UOA)	0
Baseline contract value	£28,256.88

ACCESS*

Patients seen in 24 months	Total	Change since previous quarter
Quarter ending September 2017	358	
Quarter ending December 2017	355	→
Quarter ending March 2018	361	→
Quarter ending June 2018	348	↓
Quarter ending September 2018	348	→
Variance since September 2017	(2.8%)	↓



ACTIVITY



Month	Adjusted Scheduled Activity (UDA)	
	2018	2019
April	1	51
May	46	82
June	152	157
July	231	234
August	293	302
September	371	378
October	435	
November	509	
December	611	
January	649	
February	709	
March	841	
April	909	
May	909	
June	909	

QUALITY

	Quantity	Base Number	Contract	AT	Region	England
% of FP17s for the same patient ID Re-attending within 3 months - Children	7	95	7.4%	9.8%	11.4%	11.6%
% of FP17s for the same patient ID Re-attending within 3 months - Adults	4	102	3.9%	14.7%	15.0%	15.5%
% of FP17s for the same patient ID Re-attending between 3 & 9 months - Children	40	95	42.1%	52.8%	59.9%	58.8%
% of FP17s for the same patient ID Re-attending between 3 & 9 months - Adults	53	102	52.0%	48.0%	52.0%	51.1%
% of FP17s for Band 1 Urgent Courses	7	174	4.0%	8.0%	8.0%	9.0%
% of FP17s Relating to Free Repair or Replacements	2	174	1.1%	0.7%	0.8%	0.8%
% of FP17s Relating to Continuations	3	174	1.7%	0.8%	0.9%	0.9%
% of Patients satisfied with the dentistry they have received	0	0	N/A	92.8%	93.5%	93.3%
% of Patients satisfied with the time they had to wait for an appointment	0	0	N/A	89.7%	89.1%	88.9%

* This is based on patients treated on this contract for their most recent course of treatment. Figures in italics indicate the base number of FP17s or Patient Questionnaire responses are less than 100. N/A is shown where the base number of responses is less than 10 during the period. % is calculated as Quantity/Base number*100

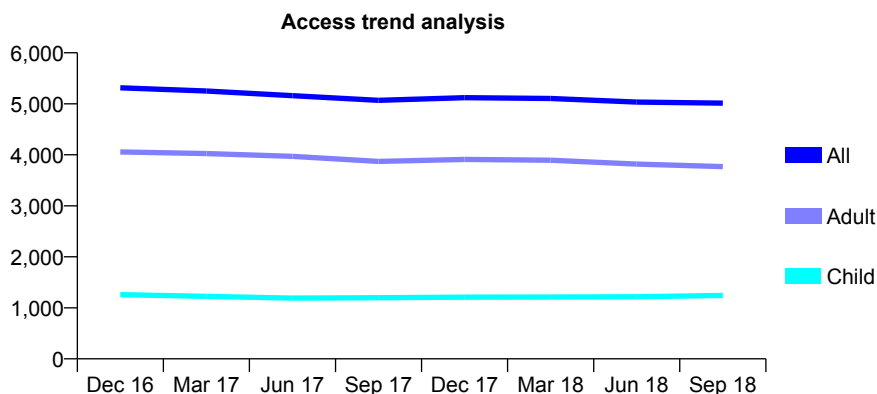
Q54 - Vital Signs At a Glance Contract Report for 121460/0001 - September 2018

Name or company name	Rooprai-Rooprai and Associates
Contract type name	GDS Contract
Purpose of contract	General
Contract start date	01/12/2011
Contract end date	

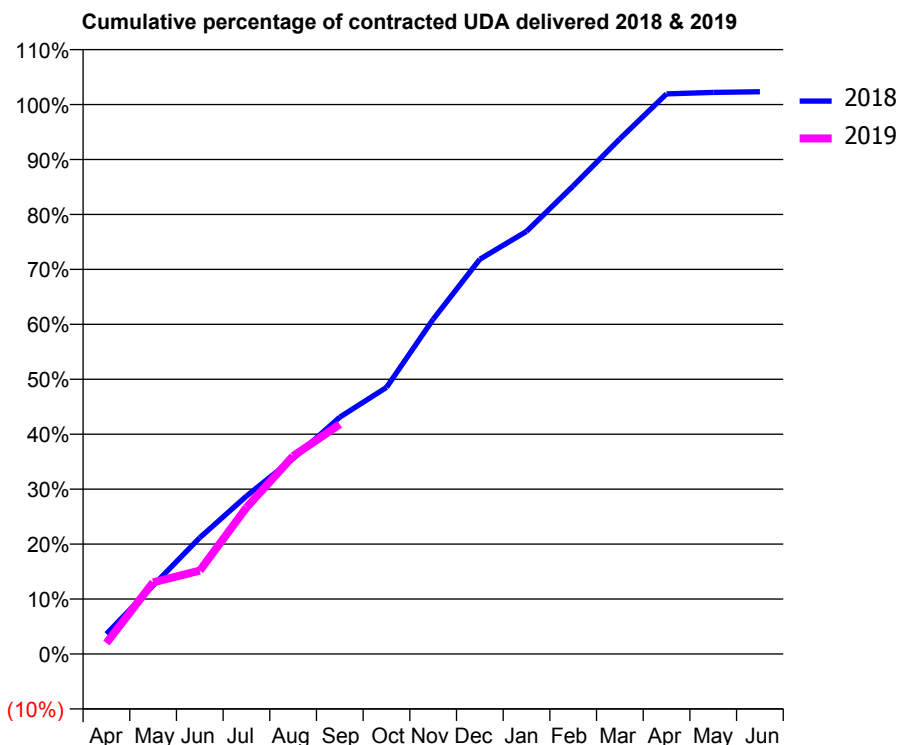
18/19 Contracted general activity (UDA)	14,616
Carry forward general activity (UDA)	-292
18/19 Contracted orthodontic activity (UOA)	0
Carry forward orthodontic activity (UOA)	0
Baseline contract value	£402,253.76

ACCESS*

Patients seen in 24 months	Total	Change since previous quarter
Quarter ending September 2017	5,069	
Quarter ending December 2017	5,119	→
Quarter ending March 2018	5,104	→
Quarter ending June 2018	5,035	↓
Quarter ending September 2018	5,012	→
Variance since September 2017	(1.1%)	↓



ACTIVITY



Month	Adjusted Scheduled Activity (UDA)	
	2018	2019
April	535	292
May	1,821	1,905
June	3,093	2,219
July	4,200	3,897
August	5,197	5,265
September	6,301	6,109
October	7,091	
November	8,905	
December	10,501	
January	11,242	
February	12,451	
March	13,705	
April	14,900	
May	14,939	
June	14,955	

QUALITY

	Quantity	Base Number	Contract	AT	Region	England
% of FP17s for the same patient ID Re-attending within 3 months - Children	22	776	2.8%	9.8%	11.4%	11.6%
% of FP17s for the same patient ID Re-attending within 3 months - Adults	255	2,423	10.5%	14.7%	15.0%	15.5%
% of FP17s for the same patient ID Re-attending between 3 & 9 months - Children	358	776	46.1%	52.8%	59.9%	58.8%
% of FP17s for the same patient ID Re-attending between 3 & 9 months - Adults	1,205	2,423	49.7%	48.0%	52.0%	51.1%
% of FP17s for Band 1 Urgent Courses	97	2,768	3.5%	8.0%	8.0%	9.0%
% of FP17s Relating to Free Repair or Replacements	19	2,768	0.7%	0.7%	0.8%	0.8%
% of FP17s Relating to Continuations	16	2,768	0.6%	0.8%	0.9%	0.9%
% of Patients satisfied with the dentistry they have received	2	2	N/A	92.8%	93.5%	93.3%
% of Patients satisfied with the time they had to wait for an appointment	1	2	N/A	89.7%	89.1%	88.9%

* This is based on patients treated on this contract for their most recent course of treatment. Figures in italics indicate the base number of FP17s or Patient Questionnaire responses are less than 100. N/A is shown where the base number of responses is less than 10 during the period. % is calculated as Quantity/Base number*100

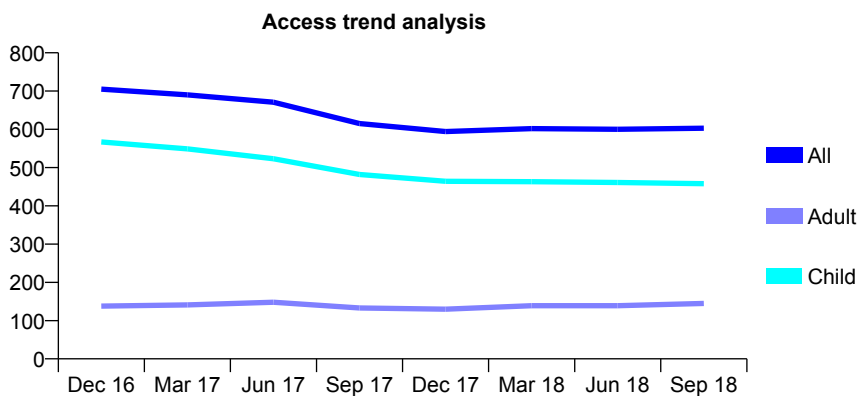
Q54 - Vital Signs At a Glance Contract Report for 122068/0001 - September 2018

Name or company name	Jandu, Bhambra and Payne
Contract type name	GDS Contract
Purpose of contract	General and Orthodontic
Contract start date	01/04/2014
Contract end date	

18/19 Contracted general activity (UDA)	1,413
Carry forward general activity (UDA)	0
18/19 Contracted orthodontic activity (UOA)	534
Carry forward orthodontic activity (UOA)	7
Baseline contract value	£106,269.70

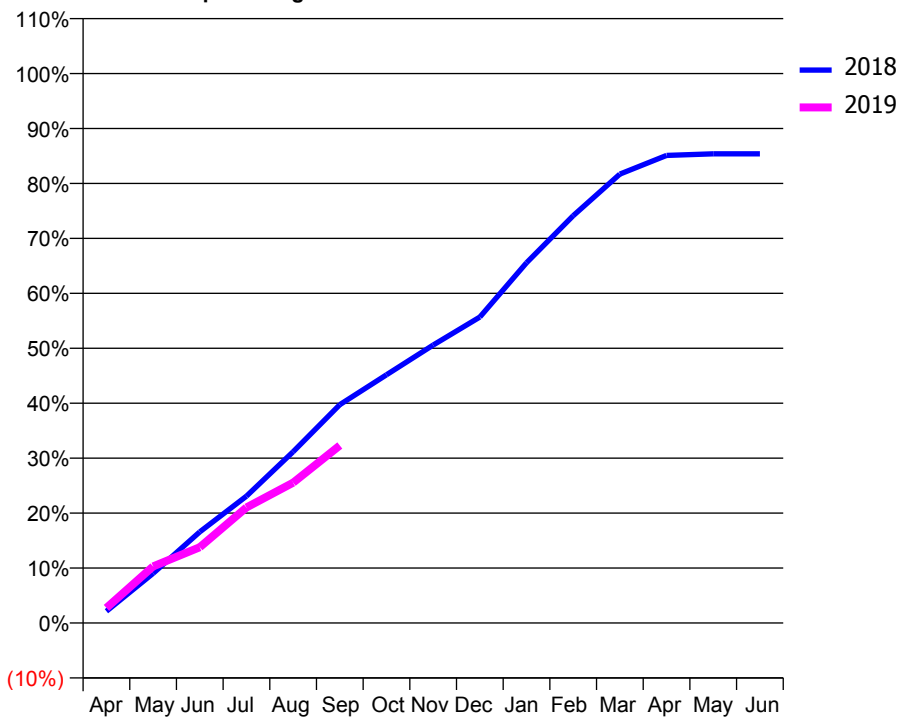
ACCESS*

Patients seen in 24 months	Total	Change since previous quarter
Quarter ending September 2017	615	
Quarter ending December 2017	594	↓
Quarter ending March 2018	602	→
Quarter ending June 2018	600	→
Quarter ending September 2018	603	→
Variance since September 2017	(2.0%)	↓



ACTIVITY

Cumulative percentage of contracted UDA delivered 2018 & 2019



Month	Adjusted Scheduled Activity (UDA)	
	2018	2019
April	30	39
May	128	145
June	234	195
July	326	297
August	440	361
September	562	456
October	638	
November	715	
December	787	
January	926	
February	1,047	
March	1,154	
April	1,202	
May	1,206	
June	1,206	

QUALITY

	Quantity	Base Number	Contract	AT	Region	England
% of FP17s for the same patient ID Re-attending within 3 months - Children	27	363	7.4%	9.8%	11.4%	11.6%
% of FP17s for the same patient ID Re-attending within 3 months - Adults	11	52	21.2%	14.7%	15.0%	15.5%
% of FP17s for the same patient ID Re-attending between 3 & 9 months - Children	224	363	61.7%	52.8%	59.9%	58.8%
% of FP17s for the same patient ID Re-attending between 3 & 9 months - Adults	21	52	40.4%	48.0%	52.0%	51.1%
% of FP17s for Band 1 Urgent Courses	12	337	3.6%	8.0%	8.0%	9.0%
% of FP17s Relating to Free Repair or Replacements	0	337	0.0%	0.7%	0.8%	0.8%
% of FP17s Relating to Continuations	4	337	1.2%	0.8%	0.9%	0.9%
% of Patients satisfied with the dentistry they have received	0	0	N/A	92.8%	93.5%	93.3%
% of Patients satisfied with the time they had to wait for an appointment	0	0	N/A	89.7%	89.1%	88.9%

* This is based on patients treated on this contract for their most recent course of treatment. Figures in italics indicate the base number of FP17s or Patient Questionnaire responses are less than 100. N/A is shown where the base number of responses is less than 10 during the period. % is calculated as Quantity/Base number*100

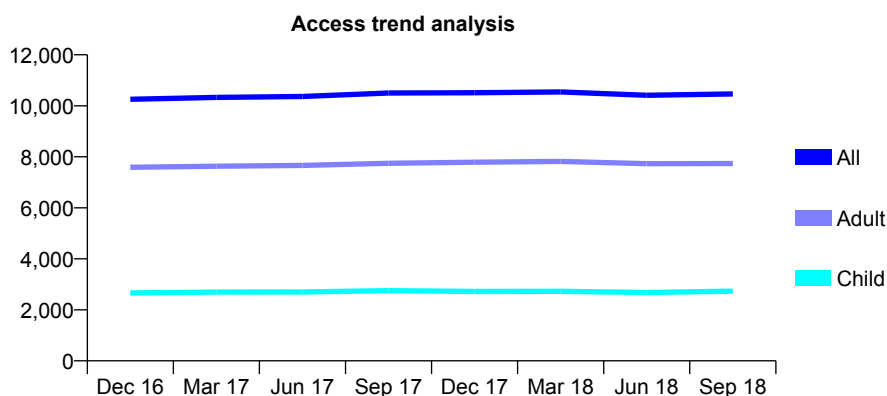
Q54 - Vital Signs At a Glance Contract Report for 122084/0001 - September 2018

Name or company name	Antrim House Dental Practice
Contract type name	GDS Contract
Purpose of contract	General
Contract start date	01/08/2012
Contract end date	

18/19 Contracted general activity (UDA)	36,131
Carry forward general activity (UDA)	0
18/19 Contracted orthodontic activity (UOA)	0
Carry forward orthodontic activity (UOA)	0
Baseline contract value	£944,071.80

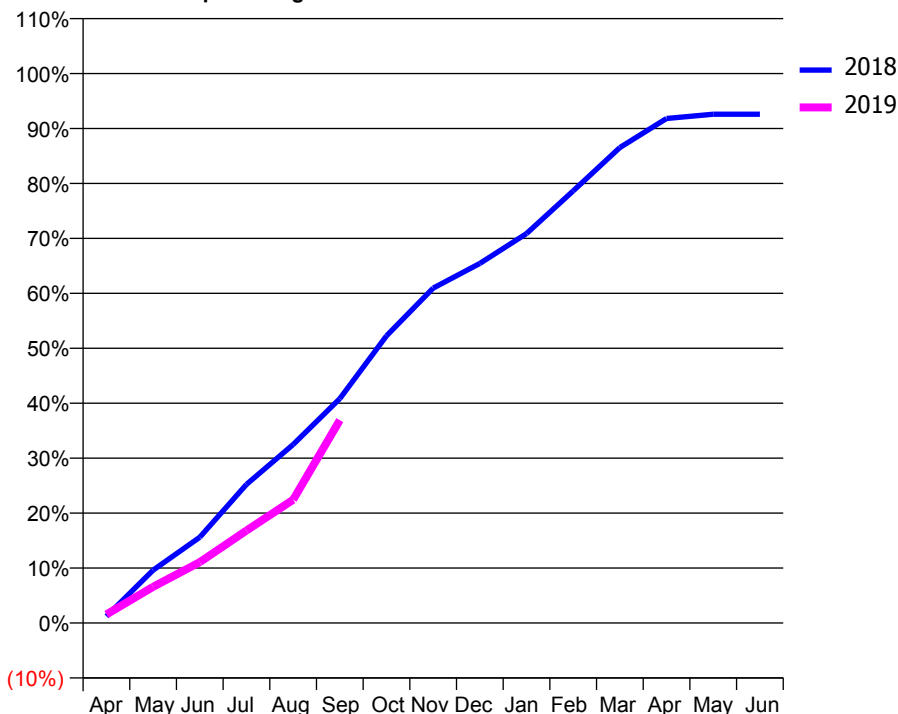
ACCESS*

Patients seen in 24 months	Total	Change since previous quarter
Quarter ending September 2017	10,501	
Quarter ending December 2017	10,510	→
Quarter ending March 2018	10,544	→
Quarter ending June 2018	10,411	↓
Quarter ending September 2018	10,465	→
Variance since September 2017	(0.3%)	→



ACTIVITY

Cumulative percentage of contracted UDA delivered 2018 & 2019



Adjusted Scheduled Activity (UDA)

Month	2018	2019
April	445	562
May	3,477	2,377
June	5,646	4,003
July	9,114	6,085
August	11,736	8,108
September	14,751	13,337
October	18,885	
November	22,023	
December	23,642	
January	25,608	
February	28,411	
March	31,264	
April	33,169	
May	33,452	
June	33,455	

QUALITY

	Quantity	Base Number	Contract	AT	Region	England
% of FP17s for the same patient ID Re-attending within 3 months - Children	132	2,047	6.4%	9.8%	11.4%	11.6%
% of FP17s for the same patient ID Re-attending within 3 months - Adults	829	5,477	15.1%	14.7%	15.0%	15.5%
% of FP17s for the same patient ID Re-attending between 3 & 9 months - Children	1,214	2,047	59.3%	52.8%	59.9%	58.8%
% of FP17s for the same patient ID Re-attending between 3 & 9 months - Adults	3,088	5,477	56.4%	48.0%	52.0%	51.1%
% of FP17s for Band 1 Urgent Courses	656	6,418	10.2%	8.0%	8.0%	9.0%
% of FP17s Relating to Free Repair or Replacements	44	6,418	0.7%	0.7%	0.8%	0.8%
% of FP17s Relating to Continuations	20	6,418	0.3%	0.8%	0.9%	0.9%
% of Patients satisfied with the dentistry they have received	5	5	N/A	92.8%	93.5%	93.3%
% of Patients satisfied with the time they had to wait for an appointment	5	5	N/A	89.7%	89.1%	88.9%

* This is based on patients treated on this contract for their most recent course of treatment. Figures in italics indicate the base number of FP17s or Patient Questionnaire responses are less than 100. N/A is shown where the base number of responses is less than 10 during the period. % is calculated as Quantity/Base number*100

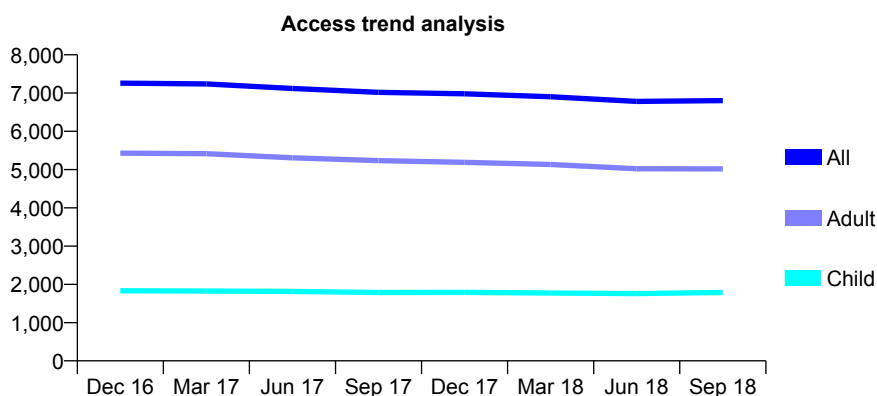
Q54 - Vital Signs At a Glance Contract Report for 122769/0001 - September 2018

Name or company name	Rees Dental Practice
Contract type name	GDS Contract
Purpose of contract	General
Contract start date	01/12/2010
Contract end date	

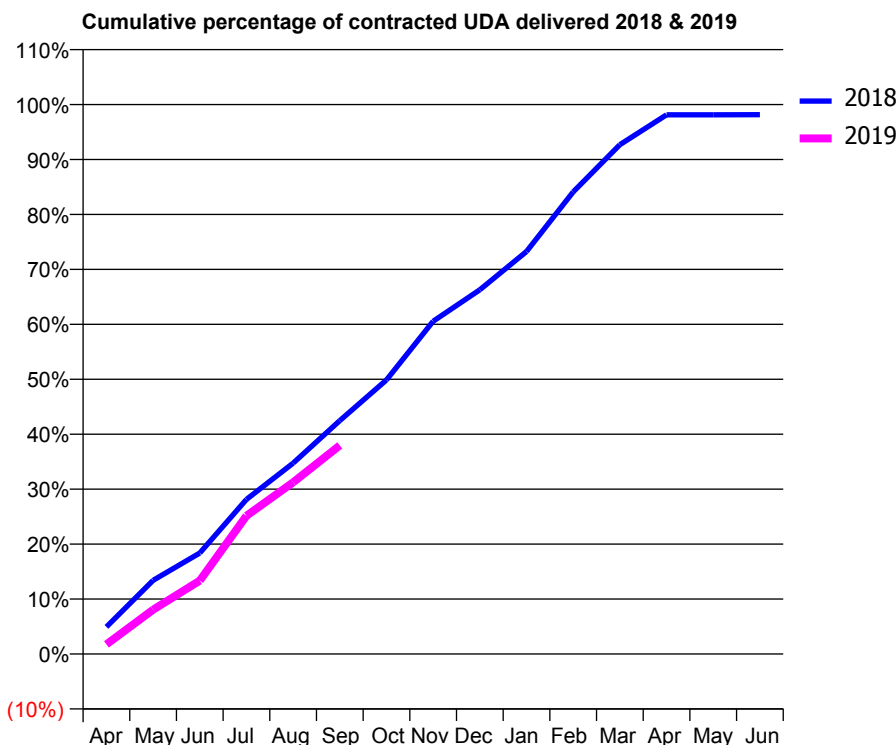
18/19 Contracted general activity (UDA)	22,098
Carry forward general activity (UDA)	411
18/19 Contracted orthodontic activity (UOA)	0
Carry forward orthodontic activity (UOA)	0
Baseline contract value	£566,419.05

ACCESS*

Patients seen in 24 months	Total	Change since previous quarter
Quarter ending September 2017	7,020	
Quarter ending December 2017	6,979	→
Quarter ending March 2018	6,904	↓
Quarter ending June 2018	6,782	↓
Quarter ending September 2018	6,804	→
Variance since September 2017	(3.1%)	↓



ACTIVITY



Month	Adjusted Scheduled Activity (UDA)	
	2018	2019
April	1,092	389
May	2,965	1,783
June	4,061	2,954
July	6,217	5,557
August	7,676	6,903
September	9,389	8,388
October	11,023	
November	13,384	
December	14,648	
January	16,185	
February	18,584	
March	20,482	
April	21,684	
May	21,684	
June	21,687	

QUALITY

	Quantity	Base Number	Contract	AT	Region	England
% of FP17s for the same patient ID Re-attending within 3 months - Children	75	1,247	6.0%	9.8%	11.4%	11.6%
% of FP17s for the same patient ID Re-attending within 3 months - Adults	380	3,123	12.2%	14.7%	15.0%	15.5%
% of FP17s for the same patient ID Re-attending between 3 & 9 months - Children	737	1,247	59.1%	52.8%	59.9%	58.8%
% of FP17s for the same patient ID Re-attending between 3 & 9 months - Adults	1,634	3,123	52.3%	48.0%	52.0%	51.1%
% of FP17s for Band 1 Urgent Courses	166	3,953	4.2%	8.0%	8.0%	9.0%
% of FP17s Relating to Free Repair or Replacements	43	3,953	1.1%	0.7%	0.8%	0.8%
% of FP17s Relating to Continuations	81	3,953	2.0%	0.8%	0.9%	0.9%
% of Patients satisfied with the dentistry they have received	2	2	N/A	92.8%	93.5%	93.3%
% of Patients satisfied with the time they had to wait for an appointment	2	2	N/A	89.7%	89.1%	88.9%

* This is based on patients treated on this contract for their most recent course of treatment. Figures in italics indicate the base number of FP17s or Patient Questionnaire responses are less than 100. N/A is shown where the base number of responses is less than 10 during the period. % is calculated as Quantity/Base number*100

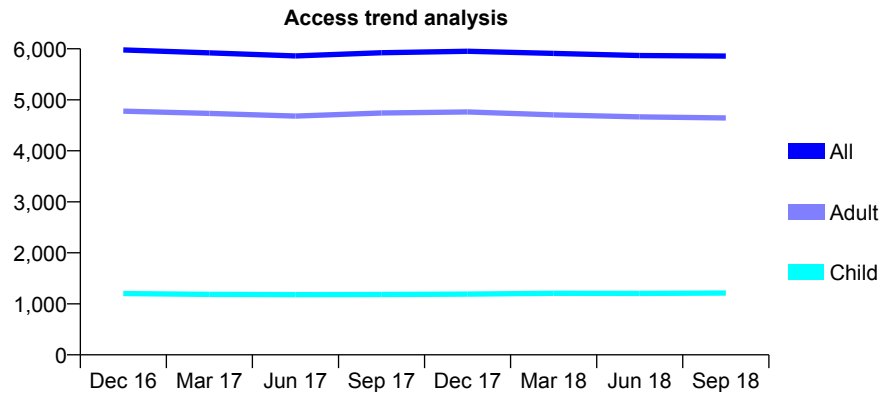
Q54 - Vital Signs At a Glance Contract Report for 125008/0001 - September 2018

Name or company name	Briars Dental Practice
Contract type name	GDS Contract
Purpose of contract	General and Orthodontic
Contract start date	01/04/2006
Contract end date	

18/19 Contracted general activity (UDA)	18,492
Carry forward general activity (UDA)	-298
18/19 Contracted orthodontic activity (UOA)	1,763
Carry forward orthodontic activity (UOA)	25
Baseline contract value	£561,021.19

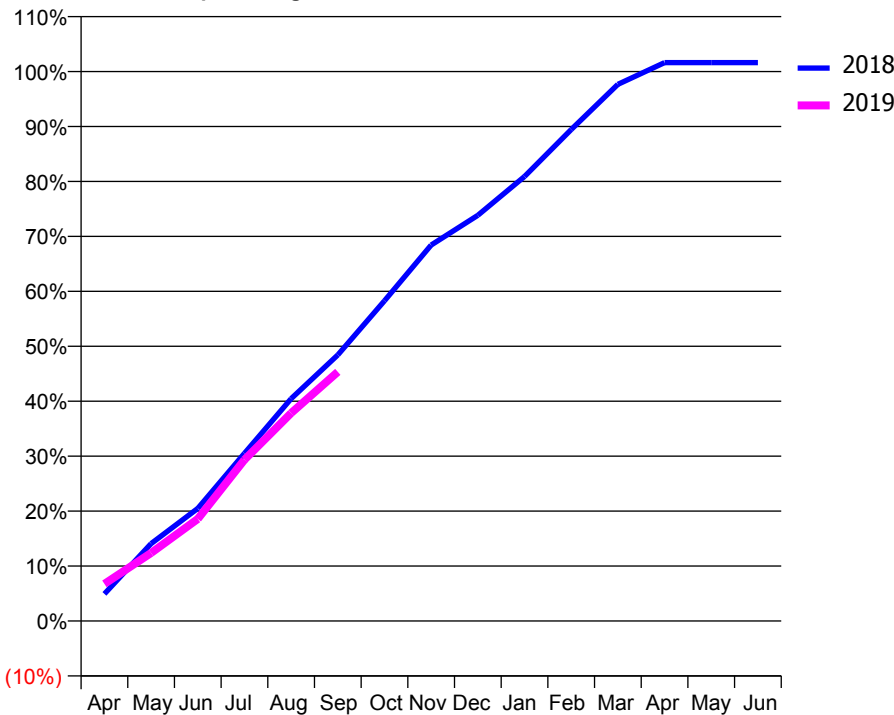
ACCESS*

Patients seen in 24 months	Total	Change since previous quarter
Quarter ending September 2017	5,924	
Quarter ending December 2017	5,952	→
Quarter ending March 2018	5,911	→
Quarter ending June 2018	5,868	→
Quarter ending September 2018	5,858	→
Variance since September 2017	(1.1%)	↓



ACTIVITY

Cumulative percentage of contracted UDA delivered 2018 & 2019



Month	Adjusted Scheduled Activity (UDA)	
	2018	2019
April	915	1,249
May	2,604	2,289
June	3,789	3,433
July	5,645	5,427
August	7,484	6,999
September	8,953	8,384
October	10,778	
November	12,653	
December	13,654	
January	14,957	
February	16,537	
March	18,061	
April	18,789	
May	18,790	
June	18,790	

QUALITY

	Quantity	Base Number	Contract	AT	Region	England
% of FP17s for the same patient ID Re-attending within 3 months - Children	62	919	6.7%	9.8%	11.4%	11.6%
% of FP17s for the same patient ID Re-attending within 3 months - Adults	432	3,260	13.3%	14.7%	15.0%	15.5%
% of FP17s for the same patient ID Re-attending between 3 & 9 months - Children	460	919	50.1%	52.8%	59.9%	58.8%
% of FP17s for the same patient ID Re-attending between 3 & 9 months - Adults	1,834	3,260	56.3%	48.0%	52.0%	51.1%
% of FP17s for Band 1 Urgent Courses	188	3,769	5.0%	8.0%	8.0%	9.0%
% of FP17s Relating to Free Repair or Replacements	26	3,769	0.7%	0.7%	0.8%	0.8%
% of FP17s Relating to Continuations	31	3,769	0.8%	0.8%	0.9%	0.9%
% of Patients satisfied with the dentistry they have received	5	5	N/A	92.8%	93.5%	93.3%
% of Patients satisfied with the time they had to wait for an appointment	5	5	N/A	89.7%	89.1%	88.9%

* This is based on patients treated on this contract for their most recent course of treatment. Figures in italics indicate the base number of FP17s or Patient Questionnaire responses are less than 100. N/A is shown where the base number of responses is less than 10 during the period. % is calculated as Quantity/Base number*100

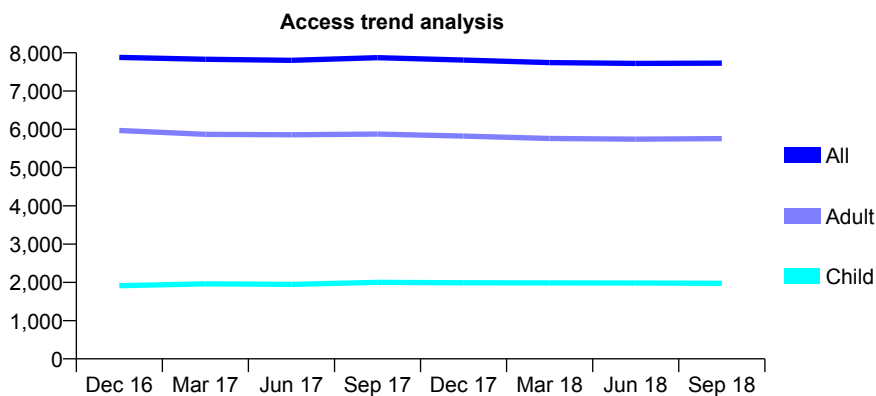
Q54 - Vital Signs At a Glance Contract Report for 126543/0001 - September 2018

Name or company name	Amblecote Dental Care
Contract type name	Pilot Contract
Purpose of contract	General and Orthodontic
Contract start date	01/10/2014
Contract end date	

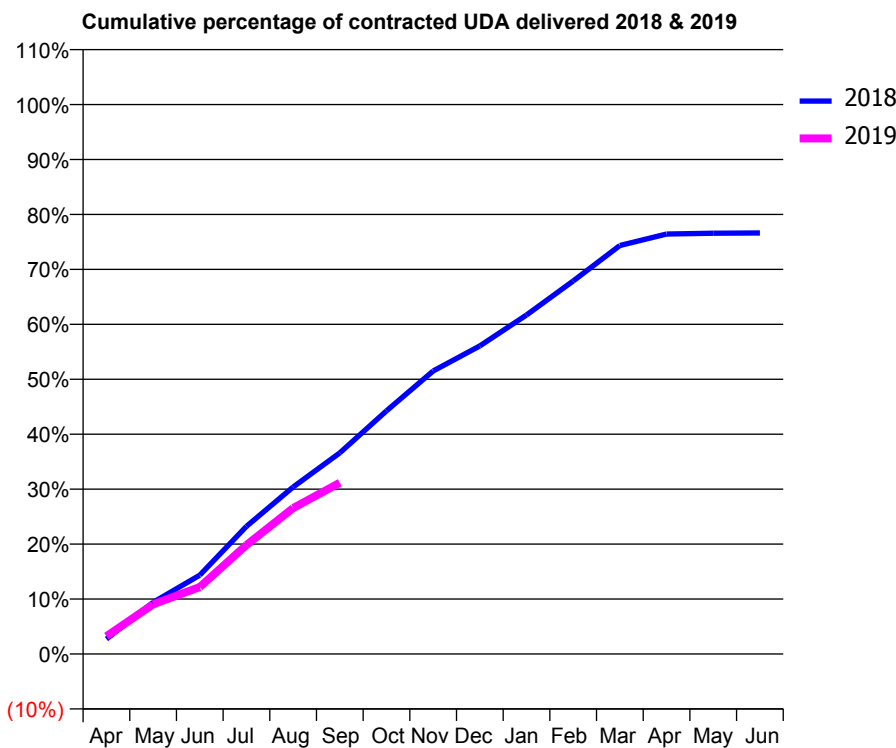
18/19 Contracted general activity (UDA)	21,139
Carry forward general activity (UDA)	0
18/19 Contracted orthodontic activity (UOA)	1,699
Carry forward orthodontic activity (UOA)	0
Baseline contract value	£785,177.96

ACCESS*

Patients seen in 24 months	Total	Change since previous quarter
Quarter ending September 2017	7,874	
Quarter ending December 2017	7,809	→
Quarter ending March 2018	7,744	→
Quarter ending June 2018	7,722	→
Quarter ending September 2018	7,729	→
Variance since September 2017	(1.8%)	↓



ACTIVITY



Adjusted Scheduled Activity (UDA)		
Month	2018	2019
April	577	682
May	1,989	1,909
June	3,033	2,576
July	4,913	4,192
August	6,426	5,613
September	7,739	6,587
October	9,352	
November	10,887	
December	11,852	
January	13,041	
February	14,351	
March	15,713	
April	16,156	
May	16,187	
June	16,198	

QUALITY

	Quantity	Base Number	Contract	AT	Region	England
% of FP17s for the same patient ID Re-attending within 3 months - Children	122	1,746	7.0%	9.8%	11.4%	11.6%
% of FP17s for the same patient ID Re-attending within 3 months - Adults	312	3,204	9.7%	14.7%	15.0%	15.5%
% of FP17s for the same patient ID Re-attending between 3 & 9 months - Children	1,005	1,746	57.6%	52.8%	59.9%	58.8%
% of FP17s for the same patient ID Re-attending between 3 & 9 months - Adults	1,177	3,204	36.7%	48.0%	52.0%	51.1%
% of FP17s for Band 1 Urgent Courses	47	4,405	1.1%	8.0%	8.0%	9.0%
% of FP17s Relating to Free Repair or Replacements	25	4,405	0.6%	0.7%	0.8%	0.8%
% of FP17s Relating to Continuations	30	4,405	0.7%	0.8%	0.9%	0.9%
% of Patients satisfied with the dentistry they have received	1	1	N/A	92.8%	93.5%	93.3%
% of Patients satisfied with the time they had to wait for an appointment	1	1	N/A	89.7%	89.1%	88.9%

* This is based on patients treated on this contract for their most recent course of treatment. Figures in italics indicate the base number of FP17s or Patient Questionnaire responses are less than 100. N/A is shown where the base number of responses is less than 10 during the period. % is calculated as Quantity/Base number*100

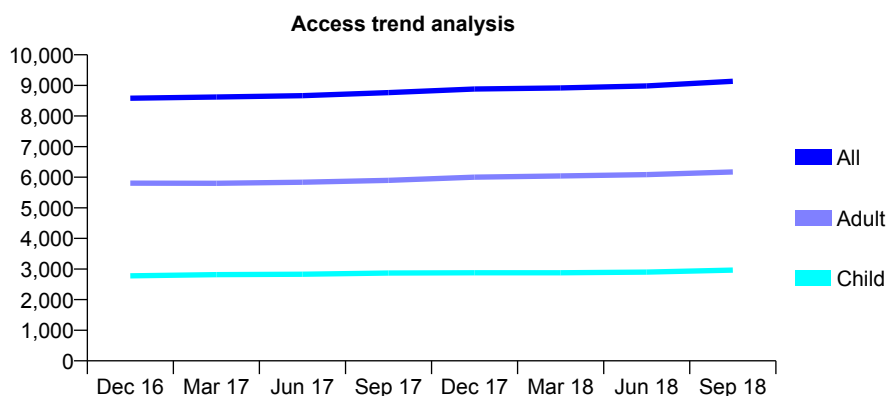
Q54 - Vital Signs At a Glance Contract Report for 127930/0001 - September 2018

Name or company name	Dr R Patel & Dr D Patel & Dr P S Dogra
Contract type name	GDS Contract
Purpose of contract	General
Contract start date	02/07/2010
Contract end date	

18/19 Contracted general activity (UDA)	23,248
Carry forward general activity (UDA)	662
18/19 Contracted orthodontic activity (UOA)	0
Carry forward orthodontic activity (UOA)	0
Baseline contract value	£632,091.54

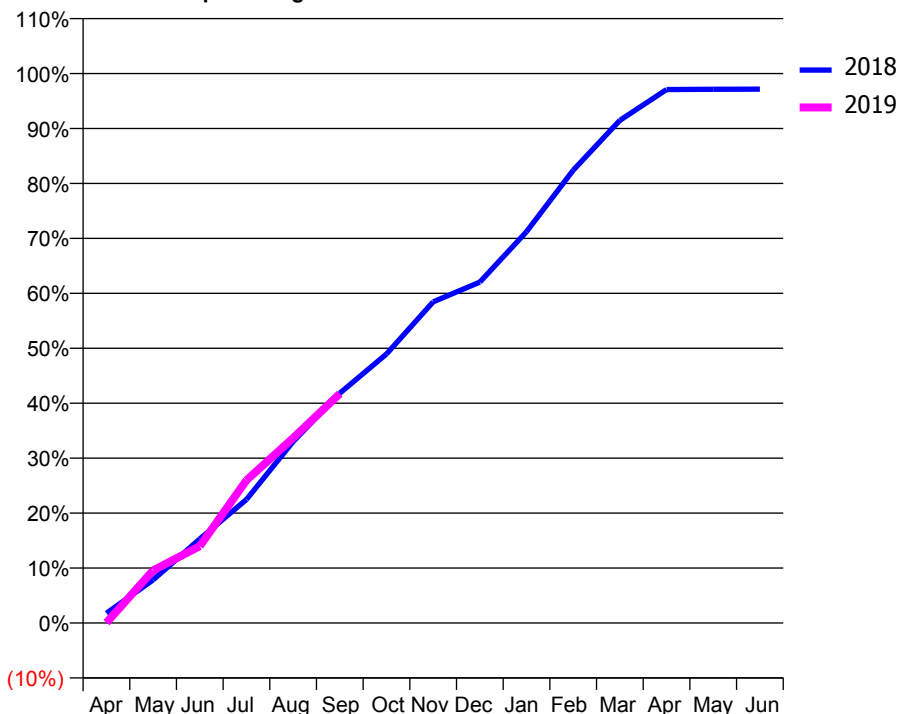
ACCESS*

Patients seen in 24 months	Total	Change since previous quarter
Quarter ending September 2017	8,766	
Quarter ending December 2017	8,884	→
Quarter ending March 2018	8,919	→
Quarter ending June 2018	8,984	→
Quarter ending September 2018	9,135	→
Variance since September 2017	4.2%	↑



ACTIVITY

Cumulative percentage of contracted UDA delivered 2018 & 2019



Month	Adjusted Scheduled Activity (UDA)	
	2018	2019
April	413	14
May	1,824	2,227
June	3,557	3,254
July	5,228	6,041
August	7,677	7,830
September	9,723	9,698
October	11,380	
November	13,590	
December	14,423	
January	16,555	
February	19,157	
March	21,268	
April	22,569	
May	22,582	
June	22,585	

QUALITY

	Quantity	Base Number	Contract	AT	Region	England
% of FP17s for the same patient ID Re-attending within 3 months - Children	100	1,938	5.2%	9.8%	11.4%	11.6%
% of FP17s for the same patient ID Re-attending within 3 months - Adults	462	3,718	12.4%	14.7%	15.0%	15.5%
% of FP17s for the same patient ID Re-attending between 3 & 9 months - Children	939	1,938	48.5%	52.8%	59.9%	58.8%
% of FP17s for the same patient ID Re-attending between 3 & 9 months - Adults	1,760	3,718	47.3%	48.0%	52.0%	51.1%
% of FP17s for Band 1 Urgent Courses	477	5,066	9.4%	8.0%	8.0%	9.0%
% of FP17s Relating to Free Repair or Replacements	9	5,066	0.2%	0.7%	0.8%	0.8%
% of FP17s Relating to Continuations	15	5,066	0.3%	0.8%	0.9%	0.9%
% of Patients satisfied with the dentistry they have received	4	5	N/A	92.8%	93.5%	93.3%
% of Patients satisfied with the time they had to wait for an appointment	4	5	N/A	89.7%	89.1%	88.9%

* This is based on patients treated on this contract for their most recent course of treatment. Figures in italics indicate the base number of FP17s or Patient Questionnaire responses are less than 100. N/A is shown where the base number of responses is less than 10 during the period. % is calculated as Quantity/Base number*100

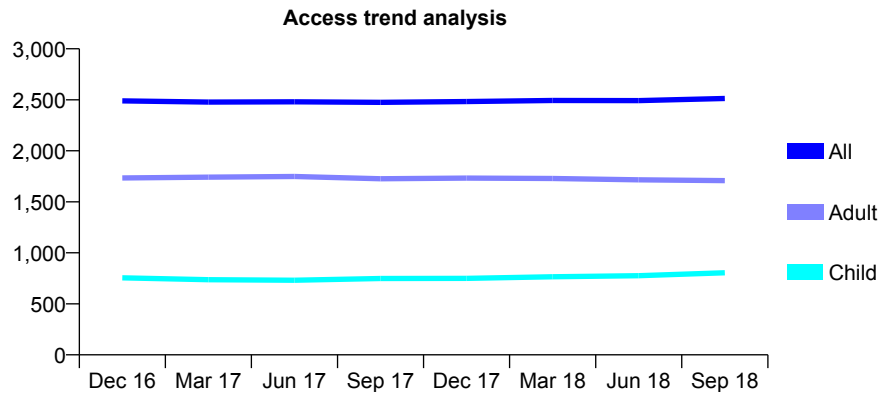
Q54 - Vital Signs At a Glance Contract Report for 129321/0001 - September 2018

Name or company name	Smile By Smile Dental
Contract type name	GDS Contract
Purpose of contract	General and Orthodontic
Contract start date	01/08/2011
Contract end date	

18/19 Contracted general activity (UDA)	8,806
Carry forward general activity (UDA)	70
18/19 Contracted orthodontic activity (UOA)	227
Carry forward orthodontic activity (UOA)	-4
Baseline contract value	£216,929.45

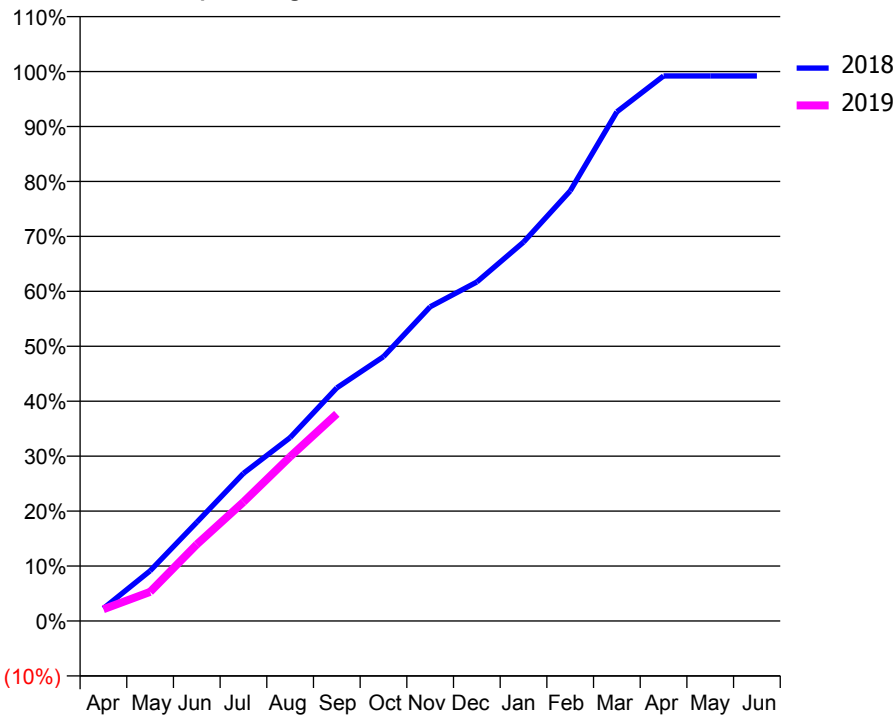
ACCESS*

Patients seen in 24 months	Total	Change since previous quarter
Quarter ending September 2017	2,475	
Quarter ending December 2017	2,483	→
Quarter ending March 2018	2,494	→
Quarter ending June 2018	2,492	→
Quarter ending September 2018	2,513	→
Variance since September 2017	1.5%	→



ACTIVITY

Cumulative percentage of contracted UDA delivered 2018 & 2019



Month	Adjusted Scheduled Activity (UDA)	
	2018	2019
April	203	188
May	804	467
June	1,582	1,228
July	2,366	1,906
August	2,940	2,634
September	3,736	3,320
October	4,237	
November	5,036	
December	5,433	
January	6,073	
February	6,893	
March	8,159	
April	8,734	
May	8,734	
June	8,736	

QUALITY

	Quantity	Base Number	Contract	AT	Region	England
% of FP17s for the same patient ID Re-attending within 3 months - Children	76	738	10.3%	9.8%	11.4%	11.6%
% of FP17s for the same patient ID Re-attending within 3 months - Adults	184	1,419	13.0%	14.7%	15.0%	15.5%
% of FP17s for the same patient ID Re-attending between 3 & 9 months - Children	494	738	66.9%	52.8%	59.9%	58.8%
% of FP17s for the same patient ID Re-attending between 3 & 9 months - Adults	984	1,419	69.3%	48.0%	52.0%	51.1%
% of FP17s for Band 1 Urgent Courses	98	1,959	5.0%	8.0%	8.0%	9.0%
% of FP17s Relating to Free Repair or Replacements	2	1,959	0.1%	0.7%	0.8%	0.8%
% of FP17s Relating to Continuations	0	1,959	0.0%	0.8%	0.9%	0.9%
% of Patients satisfied with the dentistry they have received	0	0	N/A	92.8%	93.5%	93.3%
% of Patients satisfied with the time they had to wait for an appointment	0	0	N/A	89.7%	89.1%	88.9%

* This is based on patients treated on this contract for their most recent course of treatment. Figures in italics indicate the base number of FP17s or Patient Questionnaire responses are less than 100. N/A is shown where the base number of responses is less than 10 during the period. % is calculated as Quantity/Base number*100

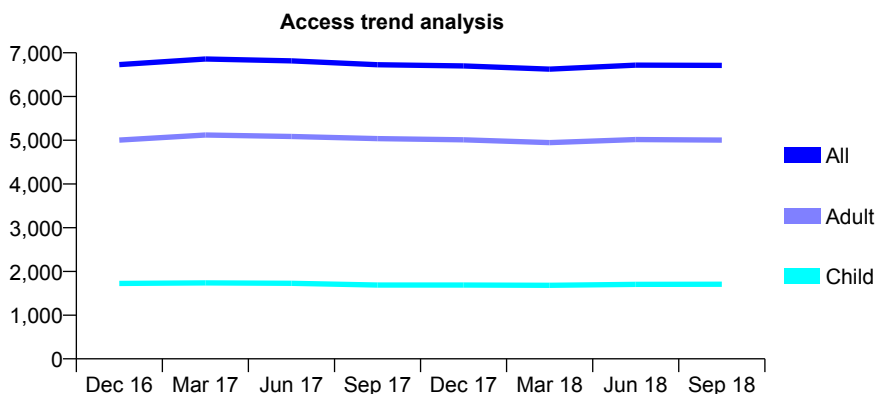
Q54 - Vital Signs At a Glance Contract Report for 130257/0001 - September 2018

Name or company name	Knowle & Dorridge Dental Practice
Contract type name	GDS Contract
Purpose of contract	General
Contract start date	01/04/2015
Contract end date	

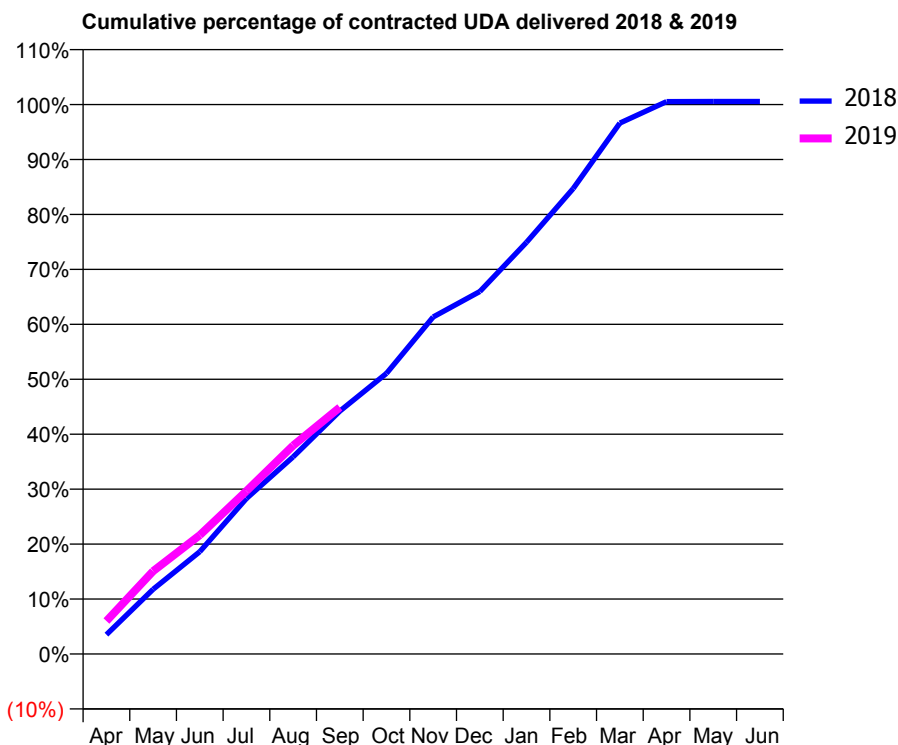
18/19 Contracted general activity (UDA)	14,442
Carry forward general activity (UDA)	-78
18/19 Contracted orthodontic activity (UOA)	0
Carry forward orthodontic activity (UOA)	0
Baseline contract value	£353,517.88

ACCESS*

Patients seen in 24 months	Total	Change since previous quarter
Quarter ending September 2017	6,727	
Quarter ending December 2017	6,700	→
Quarter ending March 2018	6,627	↓
Quarter ending June 2018	6,719	→
Quarter ending September 2018	6,711	→
Variance since September 2017	(0.2%)	→



ACTIVITY



Month	Adjusted Scheduled Activity (UDA)	
	2018	2019
April	509	868
May	1,702	2,177
June	2,691	3,124
July	4,089	4,284
August	5,181	5,481
September	6,383	6,481
October	7,377	
November	8,858	
December	9,526	
January	10,822	
February	12,232	
March	13,955	
April	14,518	
May	14,520	
June	14,520	

QUALITY

	Quantity	Base Number	Contract	AT	Region	England
% of FP17s for the same patient ID Re-attending within 3 months - Children	78	1,302	6.0%	9.8%	11.4%	11.6%
% of FP17s for the same patient ID Re-attending within 3 months - Adults	515	3,408	15.1%	14.7%	15.0%	15.5%
% of FP17s for the same patient ID Re-attending between 3 & 9 months - Children	810	1,302	62.2%	52.8%	59.9%	58.8%
% of FP17s for the same patient ID Re-attending between 3 & 9 months - Adults	1,732	3,408	50.8%	48.0%	52.0%	51.1%
% of FP17s for Band 1 Urgent Courses	370	3,879	9.5%	8.0%	8.0%	9.0%
% of FP17s Relating to Free Repair or Replacements	35	3,879	0.9%	0.7%	0.8%	0.8%
% of FP17s Relating to Continuations	14	3,879	0.4%	0.8%	0.9%	0.9%
% of Patients satisfied with the dentistry they have received	4	4	N/A	92.8%	93.5%	93.3%
% of Patients satisfied with the time they had to wait for an appointment	4	4	N/A	89.7%	89.1%	88.9%

* This is based on patients treated on this contract for their most recent course of treatment. Figures in italics indicate the base number of FP17s or Patient Questionnaire responses are less than 100. N/A is shown where the base number of responses is less than 10 during the period. % is calculated as Quantity/Base number*100

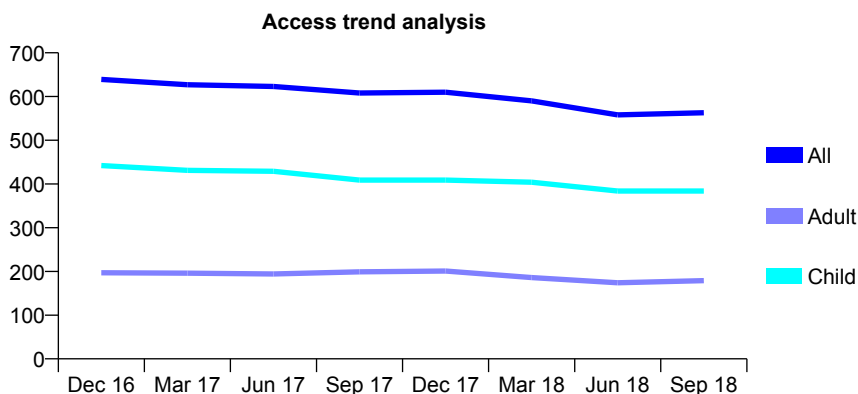
Q54 - Vital Signs At a Glance Contract Report for 130842/0001 - September 2018

Name or company name	Mr P H McCullough & Mrs S J McCullough
Contract type name	GDS Contract
Purpose of contract	General
Contract start date	01/04/2006
Contract end date	

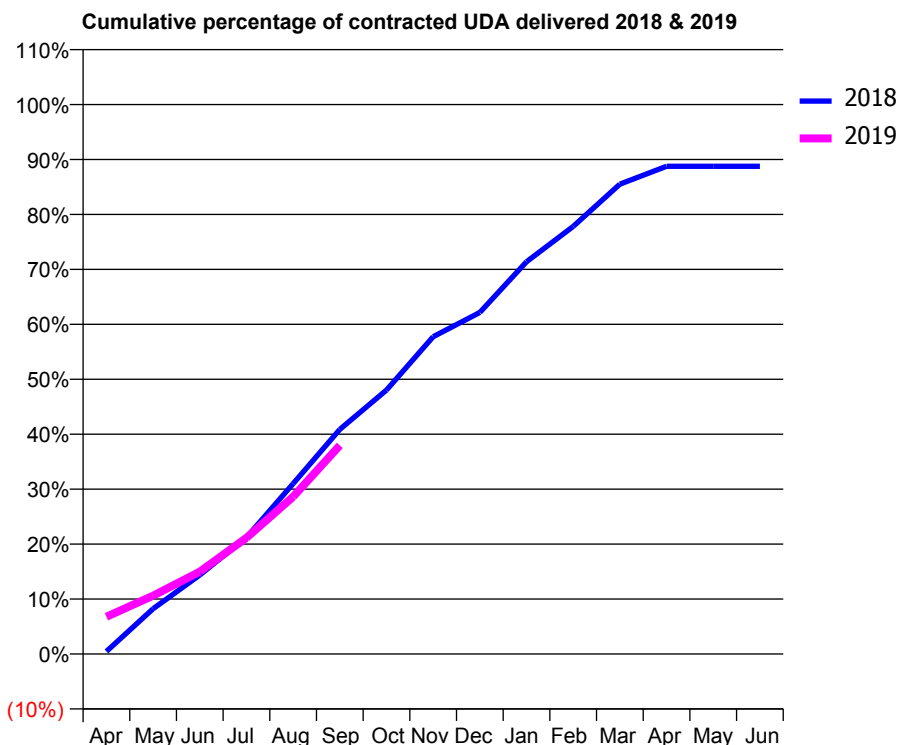
18/19 Contracted general activity (UDA)	1,290
Carry forward general activity (UDA)	0
18/19 Contracted orthodontic activity (UOA)	0
Carry forward orthodontic activity (UOA)	0
Baseline contract value	£36,454.89

ACCESS*

Patients seen in 24 months	Total	Change since previous quarter
Quarter ending September 2017	608	
Quarter ending December 2017	610	→
Quarter ending March 2018	590	↓
Quarter ending June 2018	558	↓
Quarter ending September 2018	563	→
Variance since September 2017	(7.4%)	↓



ACTIVITY



Month	Adjusted Scheduled Activity (UDA)	
	2018	2019
April	6	88
May	106	137
June	185	193
July	274	273
August	400	369
September	527	490
October	620	
November	745	
December	802	
January	921	
February	1,004	
March	1,103	
April	1,145	
May	1,145	
June	1,145	

QUALITY

	Quantity	Base Number	Contract	AT	Region	England
% of FP17s for the same patient ID Re-attending within 3 months - Children	19	299	6.4%	9.8%	11.4%	11.6%
% of FP17s for the same patient ID Re-attending within 3 months - Adults	3	82	3.7%	14.7%	15.0%	15.5%
% of FP17s for the same patient ID Re-attending between 3 & 9 months - Children	215	299	71.9%	52.8%	59.9%	58.8%
% of FP17s for the same patient ID Re-attending between 3 & 9 months - Adults	57	82	69.5%	48.0%	52.0%	51.1%
% of FP17s for Band 1 Urgent Courses	13	353	3.7%	8.0%	8.0%	9.0%
% of FP17s Relating to Free Repair or Replacements	0	353	0.0%	0.7%	0.8%	0.8%
% of FP17s Relating to Continuations	4	353	1.1%	0.8%	0.9%	0.9%
% of Patients satisfied with the dentistry they have received	0	0	N/A	92.8%	93.5%	93.3%
% of Patients satisfied with the time they had to wait for an appointment	0	0	N/A	89.7%	89.1%	88.9%

* This is based on patients treated on this contract for their most recent course of treatment. Figures in italics indicate the base number of FP17s or Patient Questionnaire responses are less than 100. N/A is shown where the base number of responses is less than 10 during the period. % is calculated as Quantity/Base number*100

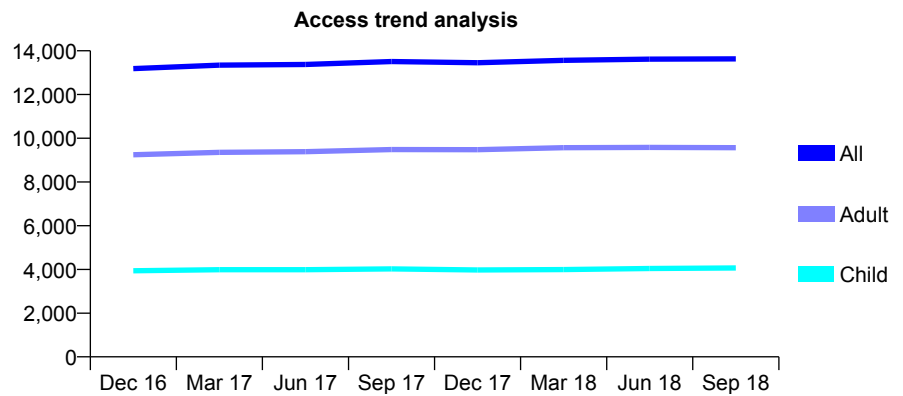
Q54 - Vital Signs At a Glance Contract Report for 131342/0001 - September 2018

Name or company name	Camila Pema Dhaya & Jatinder Kaur
Contract type name	GDS Contract
Purpose of contract	General and Orthodontic
Contract start date	01/04/2010
Contract end date	

18/19 Contracted general activity (UDA)	44,254
Carry forward general activity (UDA)	-273
18/19 Contracted orthodontic activity (UOA)	1,091
Carry forward orthodontic activity (UOA)	16
Baseline contract value	£1,329,614.45

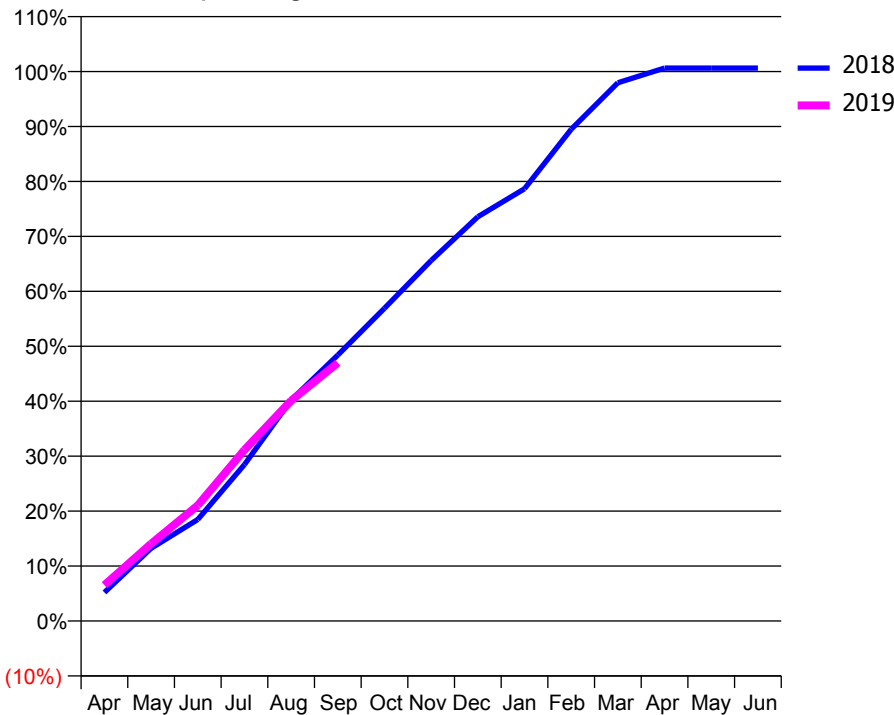
ACCESS*

Patients seen in 24 months	Total	Change since previous quarter
Quarter ending September 2017	13,508	
Quarter ending December 2017	13,454	→
Quarter ending March 2018	13,562	→
Quarter ending June 2018	13,621	→
Quarter ending September 2018	13,632	→
Variance since September 2017	0.9%	→



ACTIVITY

Cumulative percentage of contracted UDA delivered 2018 & 2019



Month	Adjusted Scheduled Activity (UDA)	
	2018	2019
April	2,308	2,893
May	5,863	6,225
June	8,174	9,317
July	12,607	13,788
August	17,803	17,742
September	21,418	20,794
October	25,184	
November	29,034	
December	32,554	
January	34,807	
February	39,597	
March	43,348	
April	44,534	
May	44,528	
June	44,527	

QUALITY

	Quantity	Base Number	Contract	AT	Region	England
% of FP17s for the same patient ID Re-attending within 3 months - Children	391	2,949	13.3%	9.8%	11.4%	11.6%
% of FP17s for the same patient ID Re-attending within 3 months - Adults	1,191	6,417	18.6%	14.7%	15.0%	15.5%
% of FP17s for the same patient ID Re-attending between 3 & 9 months - Children	1,477	2,949	50.1%	52.8%	59.9%	58.8%
% of FP17s for the same patient ID Re-attending between 3 & 9 months - Adults	3,181	6,417	49.6%	48.0%	52.0%	51.1%
% of FP17s for Band 1 Urgent Courses	570	8,186	7.0%	8.0%	8.0%	9.0%
% of FP17s Relating to Free Repair or Replacements	120	8,186	1.5%	0.7%	0.8%	0.8%
% of FP17s Relating to Continuations	38	8,186	0.5%	0.8%	0.9%	0.9%
% of Patients satisfied with the dentistry they have received	2	2	N/A	92.8%	93.5%	93.3%
% of Patients satisfied with the time they had to wait for an appointment	1	2	N/A	89.7%	89.1%	88.9%

* This is based on patients treated on this contract for their most recent course of treatment. Figures in italics indicate the base number of FP17s or Patient Questionnaire responses are less than 100. N/A is shown where the base number of responses is less than 10 during the period. % is calculated as Quantity/Base number*100

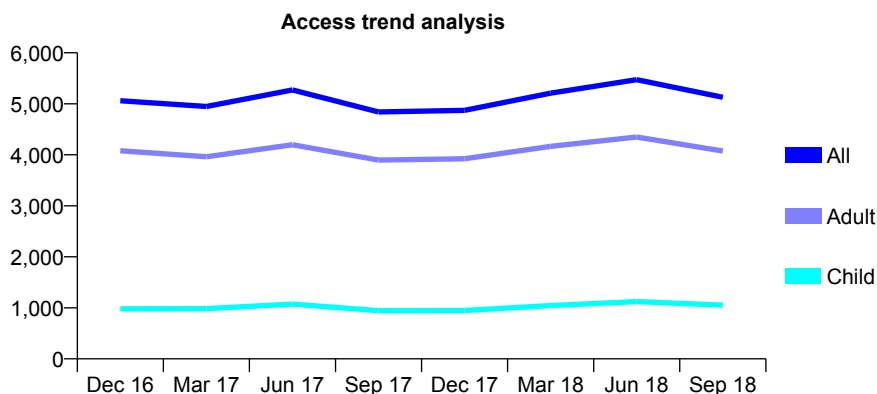
Q54 - Vital Signs At a Glance Contract Report for 132780/0001 - September 2018

Name or company name	Kingswinford Health Centre 1
Contract type name	GDS Contract
Purpose of contract	General
Contract start date	01/09/2014
Contract end date	

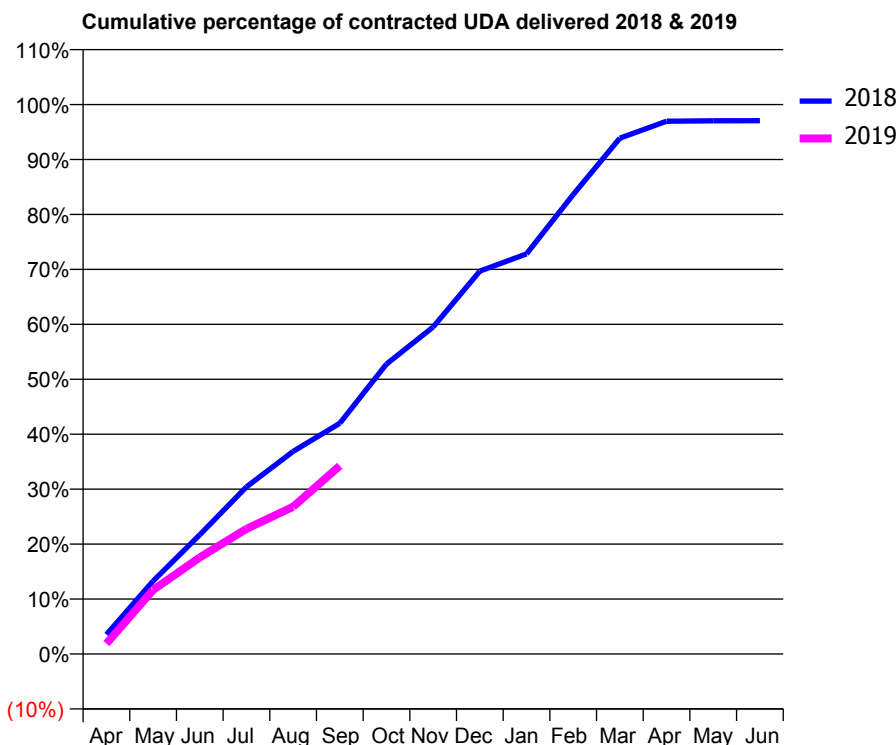
18/19 Contracted general activity (UDA)	14,554
Carry forward general activity (UDA)	429
18/19 Contracted orthodontic activity (UOA)	0
Carry forward orthodontic activity (UOA)	0
Baseline contract value	£351,591.10

ACCESS*

Patients seen in 24 months	Total	Change since previous quarter
Quarter ending September 2017	4,841	
Quarter ending December 2017	4,872	→
Quarter ending March 2018	5,209	↑
Quarter ending June 2018	5,473	↑
Quarter ending September 2018	5,127	↓
Variance since September 2017	5.9%	↑



ACTIVITY



Month	Adjusted Scheduled Activity (UDA)	
	2018	2019
April	518	279
May	1,935	1,698
June	3,159	2,560
July	4,429	3,316
August	5,368	3,901
September	6,111	4,986
October	7,679	
November	8,663	
December	10,141	
January	10,599	
February	12,169	
March	13,663	
April	14,113	
May	14,123	
June	14,125	

QUALITY

	Quantity	Base Number	Contract	AT	Region	England
% of FP17s for the same patient ID Re-attending within 3 months - Children	48	795	6.0%	9.8%	11.4%	11.6%
% of FP17s for the same patient ID Re-attending within 3 months - Adults	241	2,660	9.1%	14.7%	15.0%	15.5%
% of FP17s for the same patient ID Re-attending between 3 & 9 months - Children	378	795	47.5%	52.8%	59.9%	58.8%
% of FP17s for the same patient ID Re-attending between 3 & 9 months - Adults	1,307	2,660	49.1%	48.0%	52.0%	51.1%
% of FP17s for Band 1 Urgent Courses	160	3,213	5.0%	8.0%	8.0%	9.0%
% of FP17s Relating to Free Repair or Replacements	9	3,213	0.3%	0.7%	0.8%	0.8%
% of FP17s Relating to Continuations	6	3,213	0.2%	0.8%	0.9%	0.9%
% of Patients satisfied with the dentistry they have received	4	4	N/A	92.8%	93.5%	93.3%
% of Patients satisfied with the time they had to wait for an appointment	4	4	N/A	89.7%	89.1%	88.9%

* This is based on patients treated on this contract for their most recent course of treatment. Figures in italics indicate the base number of FP17s or Patient Questionnaire responses are less than 100. N/A is shown where the base number of responses is less than 10 during the period. % is calculated as Quantity/Base number*100

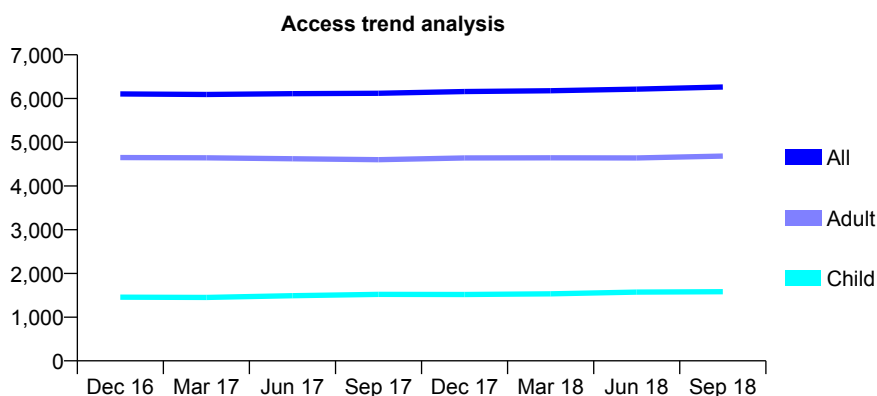
Q54 - Vital Signs At a Glance Contract Report for 133507/0001 - September 2018

Name or company name	Castle Bromwich Dental Care
Contract type name	GDS Contract
Purpose of contract	General
Contract start date	01/10/2012
Contract end date	

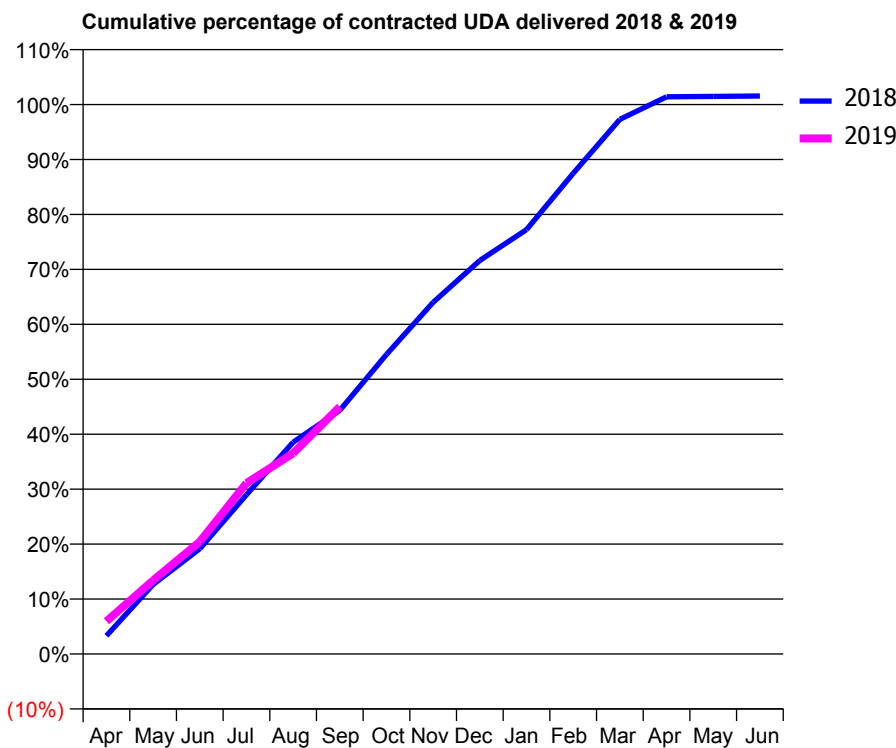
18/19 Contracted general activity (UDA)	17,362
Carry forward general activity (UDA)	-267
18/19 Contracted orthodontic activity (UOA)	0
Carry forward orthodontic activity (UOA)	0
Baseline contract value	£420,804.47

ACCESS*

Patients seen in 24 months	Total	Change since previous quarter
Quarter ending September 2017	6,121	
Quarter ending December 2017	6,159	→
Quarter ending March 2018	6,178	→
Quarter ending June 2018	6,214	→
Quarter ending September 2018	6,262	→
Variance since September 2017	2.3%	↑



ACTIVITY



Month	Adjusted Scheduled Activity (UDA)	
	2018	2019
April	577	1,034
May	2,195	2,328
June	3,327	3,548
July	5,031	5,400
August	6,693	6,344
September	7,701	7,813
October	9,467	
November	11,110	
December	12,435	
January	13,409	
February	15,186	
March	16,893	
April	17,605	
May	17,617	
June	17,630	

QUALITY

	Quantity	Base Number	Contract	AT	Region	England
% of FP17s for the same patient ID Re-attending within 3 months - Children	53	1,104	4.8%	9.8%	11.4%	11.6%
% of FP17s for the same patient ID Re-attending within 3 months - Adults	354	3,034	11.7%	14.7%	15.0%	15.5%
% of FP17s for the same patient ID Re-attending between 3 & 9 months - Children	622	1,104	56.3%	52.8%	59.9%	58.8%
% of FP17s for the same patient ID Re-attending between 3 & 9 months - Adults	1,596	3,034	52.6%	48.0%	52.0%	51.1%
% of FP17s for Band 1 Urgent Courses	229	3,830	6.0%	8.0%	8.0%	9.0%
% of FP17s Relating to Free Repair or Replacements	21	3,830	0.5%	0.7%	0.8%	0.8%
% of FP17s Relating to Continuations	28	3,830	0.7%	0.8%	0.9%	0.9%
% of Patients satisfied with the dentistry they have received	2	2	N/A	92.8%	93.5%	93.3%
% of Patients satisfied with the time they had to wait for an appointment	2	2	N/A	89.7%	89.1%	88.9%

* This is based on patients treated on this contract for their most recent course of treatment. Figures in italics indicate the base number of FP17s or Patient Questionnaire responses are less than 100. N/A is shown where the base number of responses is less than 10 during the period. % is calculated as Quantity/Base number*100

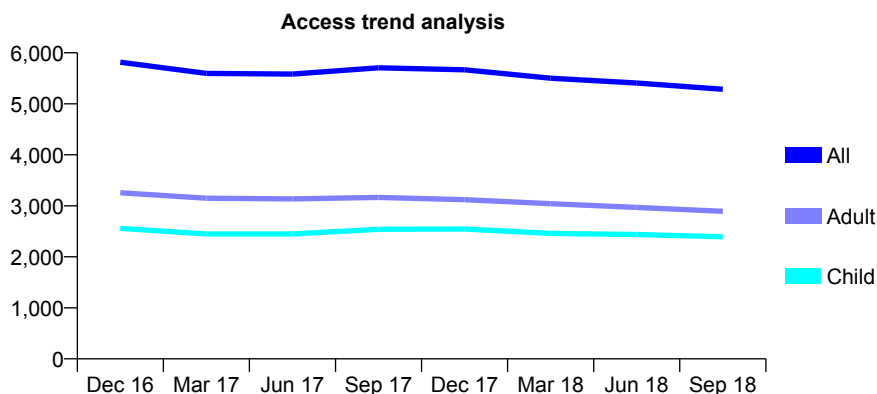
Q54 - Vital Signs At a Glance Contract Report for 133698/0001 - September 2018

Name or company name	Synergy Dental Practice Limited
Contract type name	PDS Plus Contract
Purpose of contract	General
Contract start date	01/10/2010
Contract end date	31/10/2020

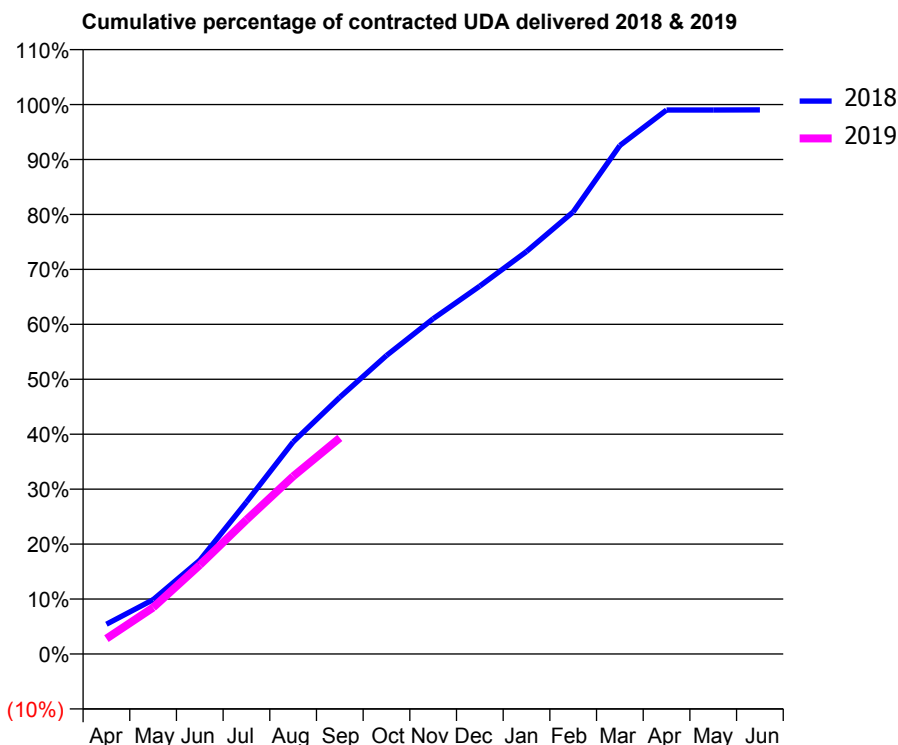
18/19 Contracted general activity (UDA)	12,000
Carry forward general activity (UDA)	118
18/19 Contracted orthodontic activity (UOA)	0
Carry forward orthodontic activity (UOA)	0
Baseline contract value	£232,208.91

ACCESS*

Patients seen in 24 months	Total	Change since previous quarter
Quarter ending September 2017	5,705	
Quarter ending December 2017	5,666	→
Quarter ending March 2018	5,501	↓
Quarter ending June 2018	5,407	↓
Quarter ending September 2018	5,286	↓
Variance since September 2017	(7.3%)	↓



ACTIVITY



Month	Adjusted Scheduled Activity (UDA)	
	2018	2019
April	651	336
May	1,188	1,015
June	2,049	1,943
July	3,318	2,930
August	4,632	3,881
September	5,606	4,720
October	6,519	
November	7,323	
December	8,036	
January	8,790	
February	9,656	
March	11,105	
April	11,879	
May	11,881	
June	11,882	

QUALITY

	Quantity	Base Number	Contract	AT	Region	England
% of FP17s for the same patient ID Re-attending within 3 months - Children	35	1,376	2.5%	9.8%	11.4%	11.6%
% of FP17s for the same patient ID Re-attending within 3 months - Adults	145	1,524	9.5%	14.7%	15.0%	15.5%
% of FP17s for the same patient ID Re-attending between 3 & 9 months - Children	659	1,376	47.9%	52.8%	59.9%	58.8%
% of FP17s for the same patient ID Re-attending between 3 & 9 months - Adults	607	1,524	39.8%	48.0%	52.0%	51.1%
% of FP17s for Band 1 Urgent Courses	176	2,507	7.0%	8.0%	8.0%	9.0%
% of FP17s Relating to Free Repair or Replacements	6	2,507	0.2%	0.7%	0.8%	0.8%
% of FP17s Relating to Continuations	0	2,507	0.0%	0.8%	0.9%	0.9%
% of Patients satisfied with the dentistry they have received	1	1	N/A	92.8%	93.5%	93.3%
% of Patients satisfied with the time they had to wait for an appointment	0	1	N/A	89.7%	89.1%	88.9%

* This is based on patients treated on this contract for their most recent course of treatment. Figures in italics indicate the base number of FP17s or Patient Questionnaire responses are less than 100. N/A is shown where the base number of responses is less than 10 during the period. % is calculated as Quantity/Base number*100

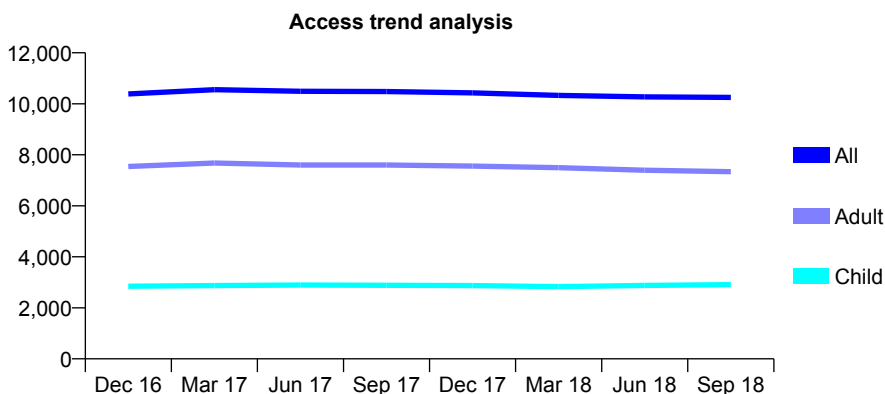
Q54 - Vital Signs At a Glance Contract Report for 135356/0001 - September 2018

Name or company name	Asden House Dental Clinic
Contract type name	GDS Contract
Purpose of contract	General
Contract start date	01/08/2012
Contract end date	

18/19 Contracted general activity (UDA)	29,744
Carry forward general activity (UDA)	-45
18/19 Contracted orthodontic activity (UOA)	0
Carry forward orthodontic activity (UOA)	0
Baseline contract value	£855,074.86

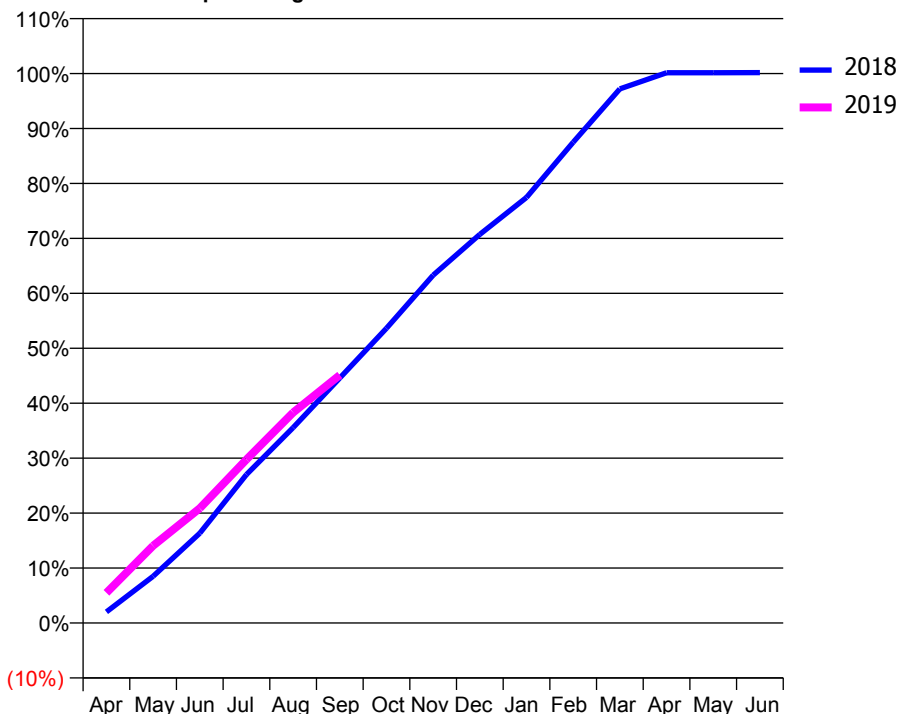
ACCESS*

Patients seen in 24 months	Total	Change since previous quarter
Quarter ending September 2017	10,483	
Quarter ending December 2017	10,431	→
Quarter ending March 2018	10,327	→
Quarter ending June 2018	10,273	→
Quarter ending September 2018	10,249	→
Variance since September 2017	(2.2%)	↓



ACTIVITY

Cumulative percentage of contracted UDA delivered 2018 & 2019



Adjusted Scheduled Activity (UDA)

Month	2018	2019
April	602	1,637
May	2,533	4,179
June	4,859	6,209
July	8,040	8,856
August	10,578	11,391
September	13,267	13,423
October	15,957	
November	18,828	
December	21,038	
January	23,036	
February	26,027	
March	28,913	
April	29,782	
May	29,788	
June	29,790	

QUALITY

	Quantity	Base Number	Contract	AT	Region	England
% of FP17s for the same patient ID Re-attending within 3 months - Children	153	1,820	8.4%	9.8%	11.4%	11.6%
% of FP17s for the same patient ID Re-attending within 3 months - Adults	643	3,892	16.5%	14.7%	15.0%	15.5%
% of FP17s for the same patient ID Re-attending between 3 & 9 months - Children	751	1,820	41.3%	52.8%	59.9%	58.8%
% of FP17s for the same patient ID Re-attending between 3 & 9 months - Adults	1,366	3,892	35.1%	48.0%	52.0%	51.1%
% of FP17s for Band 1 Urgent Courses	629	4,853	13.0%	8.0%	8.0%	9.0%
% of FP17s Relating to Free Repair or Replacements	37	4,853	0.8%	0.7%	0.8%	0.8%
% of FP17s Relating to Continuations	11	4,853	0.2%	0.8%	0.9%	0.9%
% of Patients satisfied with the dentistry they have received	4	4	N/A	92.8%	93.5%	93.3%
% of Patients satisfied with the time they had to wait for an appointment	4	4	N/A	89.7%	89.1%	88.9%

* This is based on patients treated on this contract for their most recent course of treatment. Figures in italics indicate the base number of FP17s or Patient Questionnaire responses are less than 100. N/A is shown where the base number of responses is less than 10 during the period. % is calculated as Quantity/Base number*100

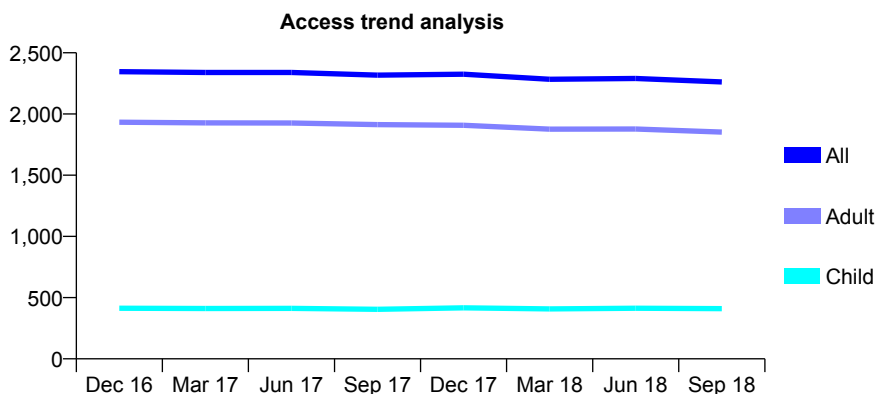
Q54 - Vital Signs At a Glance Contract Report for 135623/0001 - September 2018

Name or company name	New Coventry Road Dental Practice
Contract type name	GDS Contract
Purpose of contract	General
Contract start date	01/09/2011
Contract end date	

18/19 Contracted general activity (UDA)	7,068
Carry forward general activity (UDA)	-141
18/19 Contracted orthodontic activity (UOA)	0
Carry forward orthodontic activity (UOA)	0
Baseline contract value	£174,484.64

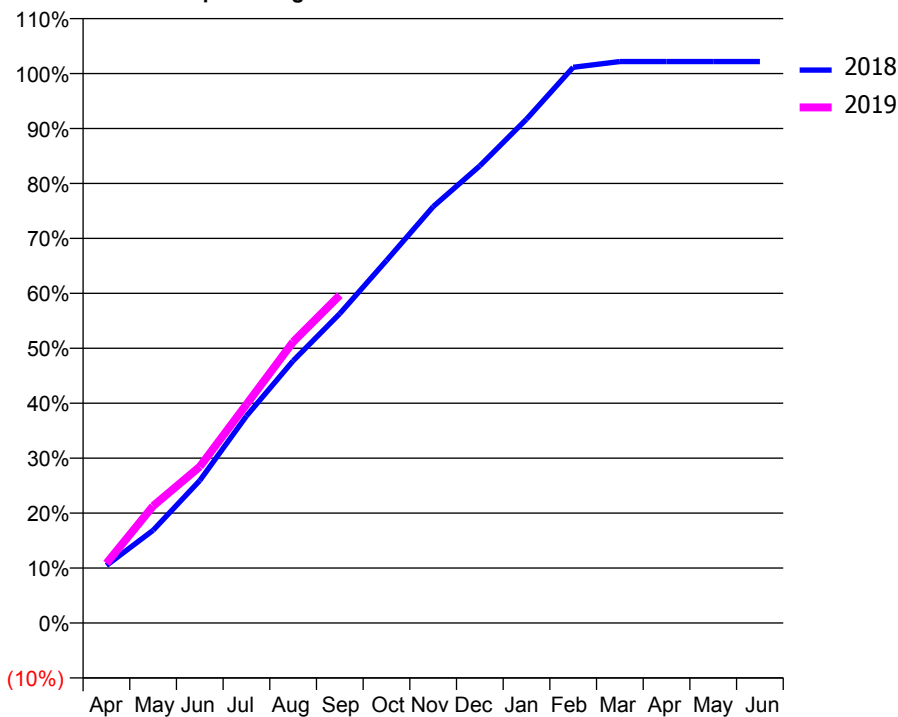
ACCESS*

Patients seen in 24 months	Total	Change since previous quarter
Quarter ending September 2017	2,318	
Quarter ending December 2017	2,325	→
Quarter ending March 2018	2,284	↓
Quarter ending June 2018	2,290	→
Quarter ending September 2018	2,262	↓
Variance since September 2017	(2.4%)	↓



ACTIVITY

Cumulative percentage of contracted UDA delivered 2018 & 2019



Month	Adjusted Scheduled Activity (UDA)	
	2018	2019
April	740	768
May	1,193	1,505
June	1,833	2,010
July	2,662	2,812
August	3,373	3,617
September	3,979	4,216
October	4,662	
November	5,355	
December	5,880	
January	6,481	
February	7,148	
March	7,221	
April	7,221	
May	7,221	
June	7,221	

QUALITY

	Quantity	Base Number	Contract	AT	Region	England
% of FP17s for the same patient ID Re-attending within 3 months - Children	26	368	7.1%	9.8%	11.4%	11.6%
% of FP17s for the same patient ID Re-attending within 3 months - Adults	221	1,669	13.2%	14.7%	15.0%	15.5%
% of FP17s for the same patient ID Re-attending between 3 & 9 months - Children	234	368	63.6%	52.8%	59.9%	58.8%
% of FP17s for the same patient ID Re-attending between 3 & 9 months - Adults	1,090	1,669	65.3%	48.0%	52.0%	51.1%
% of FP17s for Band 1 Urgent Courses	82	2,037	4.0%	8.0%	8.0%	9.0%
% of FP17s Relating to Free Repair or Replacements	6	2,037	0.3%	0.7%	0.8%	0.8%
% of FP17s Relating to Continuations	1	2,037	0.0%	0.8%	0.9%	0.9%
% of Patients satisfied with the dentistry they have received	1	1	N/A	92.8%	93.5%	93.3%
% of Patients satisfied with the time they had to wait for an appointment	1	1	N/A	89.7%	89.1%	88.9%

* This is based on patients treated on this contract for their most recent course of treatment. Figures in italics indicate the base number of FP17s or Patient Questionnaire responses are less than 100. N/A is shown where the base number of responses is less than 10 during the period. % is calculated as Quantity/Base number*100

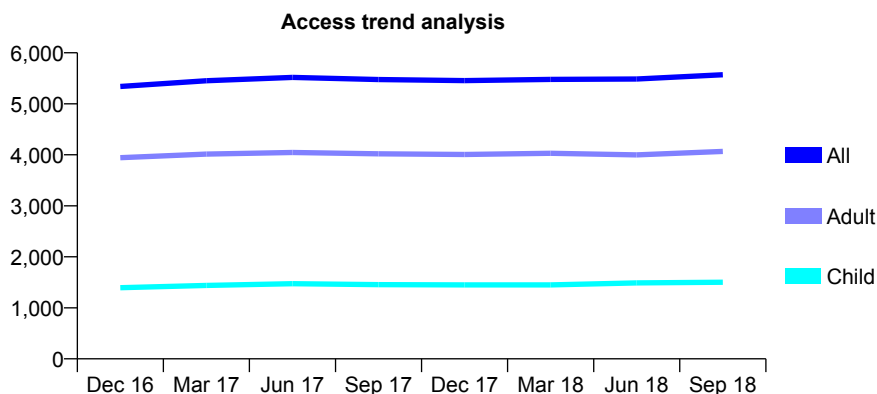
Q54 - Vital Signs At a Glance Contract Report for 136662/0001 - September 2018

Name or company name	Mr Hiren Yagnik Mr Prasad Vishnupurikar
Contract type name	GDS Contract
Purpose of contract	General
Contract start date	01/09/2008
Contract end date	

18/19 Contracted general activity (UDA)	13,545
Carry forward general activity (UDA)	132
18/19 Contracted orthodontic activity (UOA)	0
Carry forward orthodontic activity (UOA)	0
Baseline contract value	£313,951.63

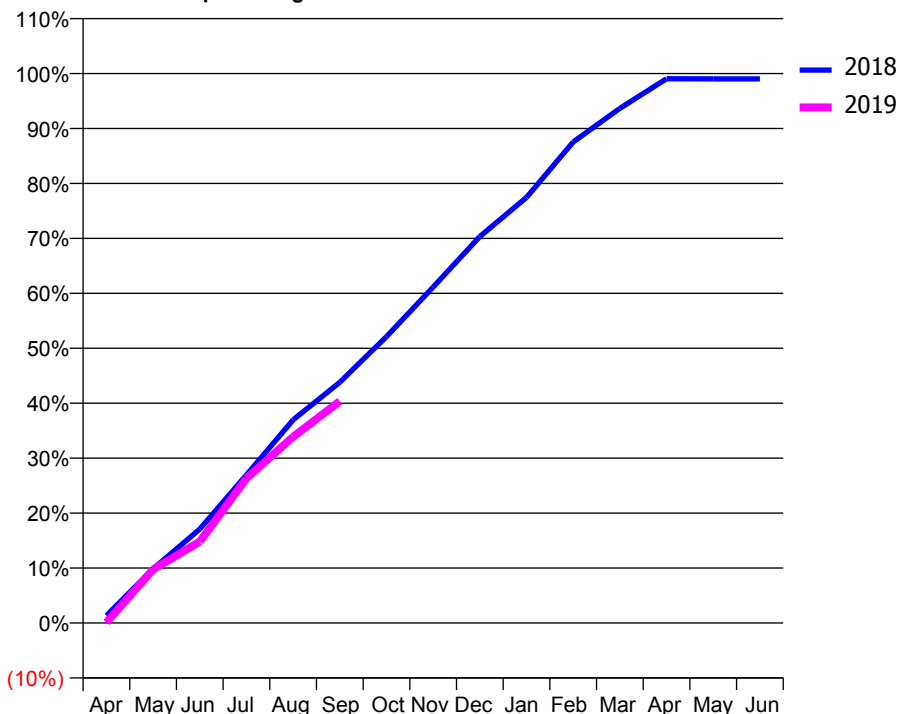
ACCESS*

Patients seen in 24 months	Total	Change since previous quarter
Quarter ending September 2017	5,476	
Quarter ending December 2017	5,455	→
Quarter ending March 2018	5,478	→
Quarter ending June 2018	5,486	→
Quarter ending September 2018	5,570	→
Variance since September 2017	1.7%	→



ACTIVITY

Cumulative percentage of contracted UDA delivered 2018 & 2019



Month	Adjusted Scheduled Activity (UDA)	
	2018	2019
April	184	15
May	1,337	1,321
June	2,316	2,007
July	3,652	3,564
August	5,007	4,591
September	5,936	5,468
October	7,058	
November	8,283	
December	9,527	
January	10,491	
February	11,857	
March	12,686	
April	13,414	
May	13,413	
June	13,412	

QUALITY

	Quantity	Base Number	Contract	AT	Region	England
% of FP17s for the same patient ID Re-attending within 3 months - Children	72	956	7.5%	9.8%	11.4%	11.6%
% of FP17s for the same patient ID Re-attending within 3 months - Adults	324	2,406	13.5%	14.7%	15.0%	15.5%
% of FP17s for the same patient ID Re-attending between 3 & 9 months - Children	467	956	48.8%	52.8%	59.9%	58.8%
% of FP17s for the same patient ID Re-attending between 3 & 9 months - Adults	1,133	2,406	47.1%	48.0%	52.0%	51.1%
% of FP17s for Band 1 Urgent Courses	317	2,637	12.0%	8.0%	8.0%	9.0%
% of FP17s Relating to Free Repair or Replacements	14	2,637	0.5%	0.7%	0.8%	0.8%
% of FP17s Relating to Continuations	4	2,637	0.2%	0.8%	0.9%	0.9%
% of Patients satisfied with the dentistry they have received	0	0	N/A	92.8%	93.5%	93.3%
% of Patients satisfied with the time they had to wait for an appointment	0	0	N/A	89.7%	89.1%	88.9%

* This is based on patients treated on this contract for their most recent course of treatment. Figures in italics indicate the base number of FP17s or Patient Questionnaire responses are less than 100. N/A is shown where the base number of responses is less than 10 during the period. % is calculated as Quantity/Base number*100

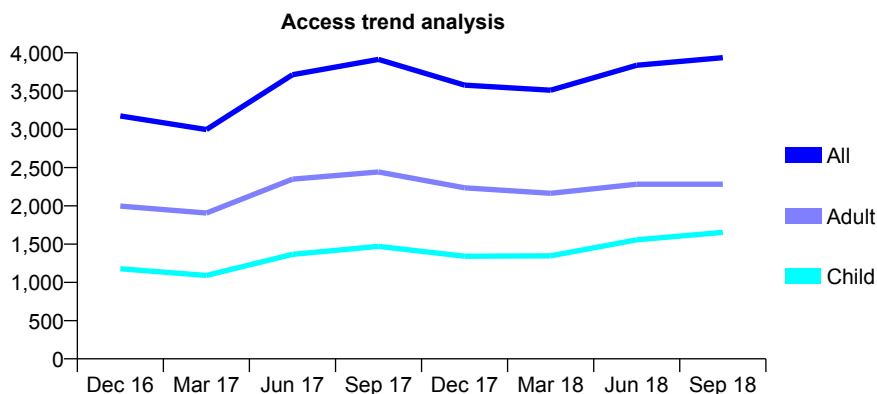
Q54 - Vital Signs At a Glance Contract Report for 137537/0001 - September 2018

Name or company name	Mr N.R.W Whiting & Mr Kiran Hanji
Contract type name	GDS Contract
Purpose of contract	General
Contract start date	01/05/2015
Contract end date	

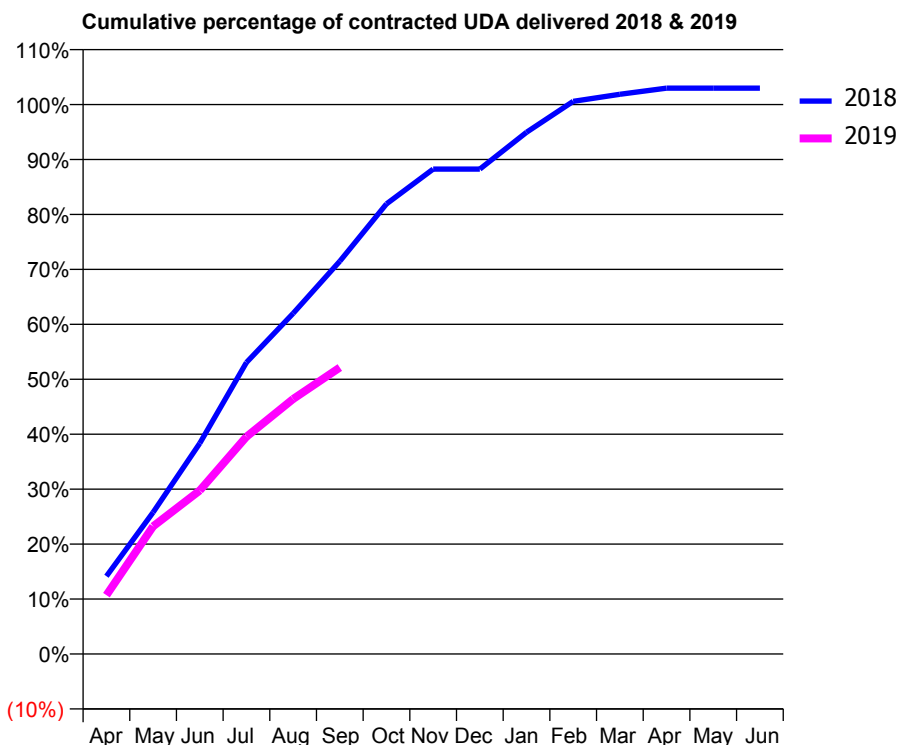
18/19 Contracted general activity (UDA)	10,882
Carry forward general activity (UDA)	-217
18/19 Contracted orthodontic activity (UOA)	0
Carry forward orthodontic activity (UOA)	0
Baseline contract value	£317,023.02

ACCESS*

Patients seen in 24 months	Total	Change since previous quarter
Quarter ending September 2017	3,913	
Quarter ending December 2017	3,577	↓
Quarter ending March 2018	3,511	↓
Quarter ending June 2018	3,837	↑
Quarter ending September 2018	3,936	↑
Variance since September 2017	0.6%	→



ACTIVITY



Adjusted Scheduled Activity (UDA)		
Month	2018	2019
April	1,541	1,167
May	2,806	2,529
June	4,172	3,239
July	5,774	4,302
August	6,747	5,049
September	7,778	5,673
October	8,915	
November	9,604	
December	9,604	
January	10,331	
February	10,945	
March	11,084	
April	11,207	
May	11,207	
June	11,207	

QUALITY

	Quantity	Base Number	Contract	AT	Region	England
% of FP17s for the same patient ID Re-attending within 3 months - Children	76	1,202	6.3%	9.8%	11.4%	11.6%
% of FP17s for the same patient ID Re-attending within 3 months - Adults	113	1,116	10.1%	14.7%	15.0%	15.5%
% of FP17s for the same patient ID Re-attending between 3 & 9 months - Children	328	1,202	27.3%	52.8%	59.9%	58.8%
% of FP17s for the same patient ID Re-attending between 3 & 9 months - Adults	324	1,116	29.0%	48.0%	52.0%	51.1%
% of FP17s for Band 1 Urgent Courses	94	2,267	4.1%	8.0%	8.0%	9.0%
% of FP17s Relating to Free Repair or Replacements	1	2,267	0.0%	0.7%	0.8%	0.8%
% of FP17s Relating to Continuations	0	2,267	0.0%	0.8%	0.9%	0.9%
% of Patients satisfied with the dentistry they have received	0	0	N/A	92.8%	93.5%	93.3%
% of Patients satisfied with the time they had to wait for an appointment	0	0	N/A	89.7%	89.1%	88.9%

* This is based on patients treated on this contract for their most recent course of treatment. Figures in italics indicate the base number of FP17s or Patient Questionnaire responses are less than 100. N/A is shown where the base number of responses is less than 10 during the period. % is calculated as Quantity/Base number*100

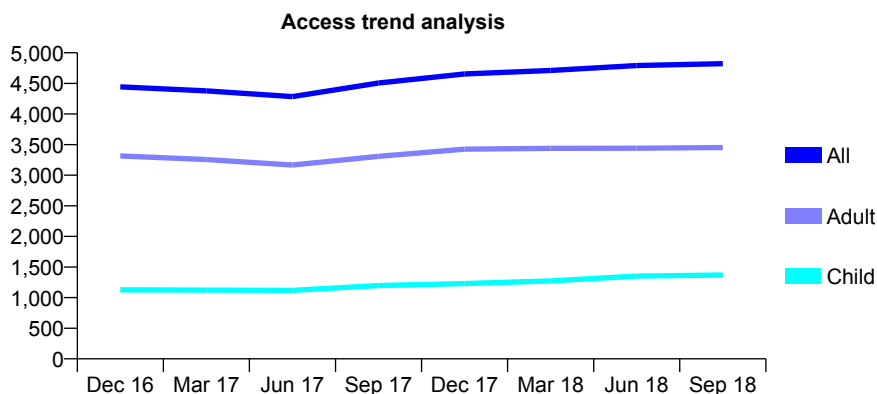
Q54 - Vital Signs At a Glance Contract Report for 138657/0001 - September 2018

Name or company name	Coalway Road Dental Practice
Contract type name	GDS Contract
Purpose of contract	General and Orthodontic
Contract start date	01/06/2011
Contract end date	

18/19 Contracted general activity (UDA)	15,000
Carry forward general activity (UDA)	-24
18/19 Contracted orthodontic activity (UOA)	546
Carry forward orthodontic activity (UOA)	-4
Baseline contract value	£339,111.51

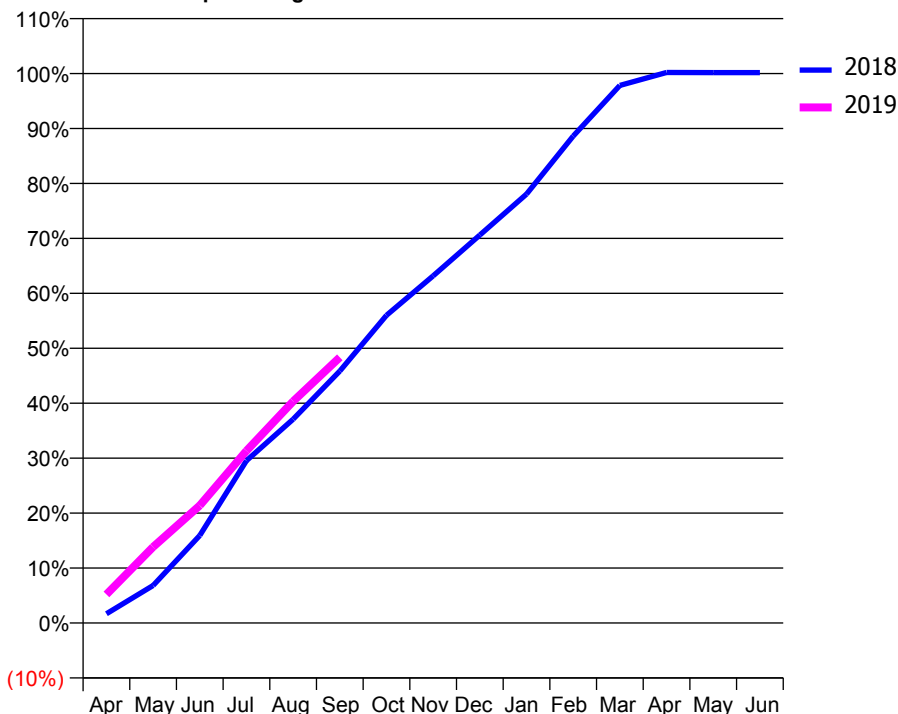
ACCESS*

Patients seen in 24 months	Total	Change since previous quarter
Quarter ending September 2017	4,506	
Quarter ending December 2017	4,655	↑
Quarter ending March 2018	4,712	→
Quarter ending June 2018	4,792	→
Quarter ending September 2018	4,823	→
Variance since September 2017	7.0%	↑



ACTIVITY

Cumulative percentage of contracted UDA delivered 2018 & 2019



Adjusted Scheduled Activity (UDA)

Month	2018	2019
April	253	782
May	1,023	2,077
June	2,389	3,210
July	4,431	4,700
August	5,564	6,050
September	6,878	7,254
October	8,399	
November	9,475	
December	10,590	
January	11,708	
February	13,293	
March	14,676	
April	15,028	
May	15,024	
June	15,024	

QUALITY

	Quantity	Base Number	Contract	AT	Region	England
% of FP17s for the same patient ID Re-attending within 3 months - Children	64	967	6.6%	9.8%	11.4%	11.6%
% of FP17s for the same patient ID Re-attending within 3 months - Adults	360	2,163	16.6%	14.7%	15.0%	15.5%
% of FP17s for the same patient ID Re-attending between 3 & 9 months - Children	464	967	48.0%	52.8%	59.9%	58.8%
% of FP17s for the same patient ID Re-attending between 3 & 9 months - Adults	981	2,163	45.4%	48.0%	52.0%	51.1%
% of FP17s for Band 1 Urgent Courses	266	2,969	9.0%	8.0%	8.0%	9.0%
% of FP17s Relating to Free Repair or Replacements	34	2,969	1.1%	0.7%	0.8%	0.8%
% of FP17s Relating to Continuations	18	2,969	0.6%	0.8%	0.9%	0.9%
% of Patients satisfied with the dentistry they have received	2	2	N/A	92.8%	93.5%	93.3%
% of Patients satisfied with the time they had to wait for an appointment	2	2	N/A	89.7%	89.1%	88.9%

* This is based on patients treated on this contract for their most recent course of treatment. Figures in italics indicate the base number of FP17s or Patient Questionnaire responses are less than 100. N/A is shown where the base number of responses is less than 10 during the period. % is calculated as Quantity/Base number*100

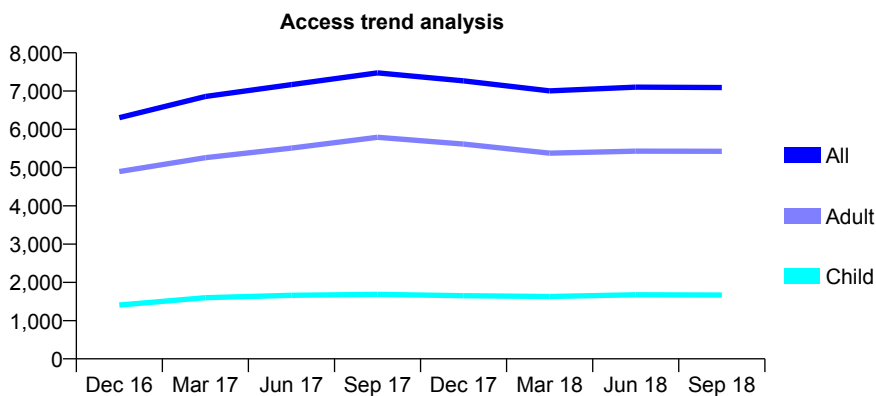
Q54 - Vital Signs At a Glance Contract Report for 139955/0001 - September 2018

Name or company name	Wilkinson Dental Surgery
Contract type name	GDS Contract
Purpose of contract	General
Contract start date	01/10/2015
Contract end date	

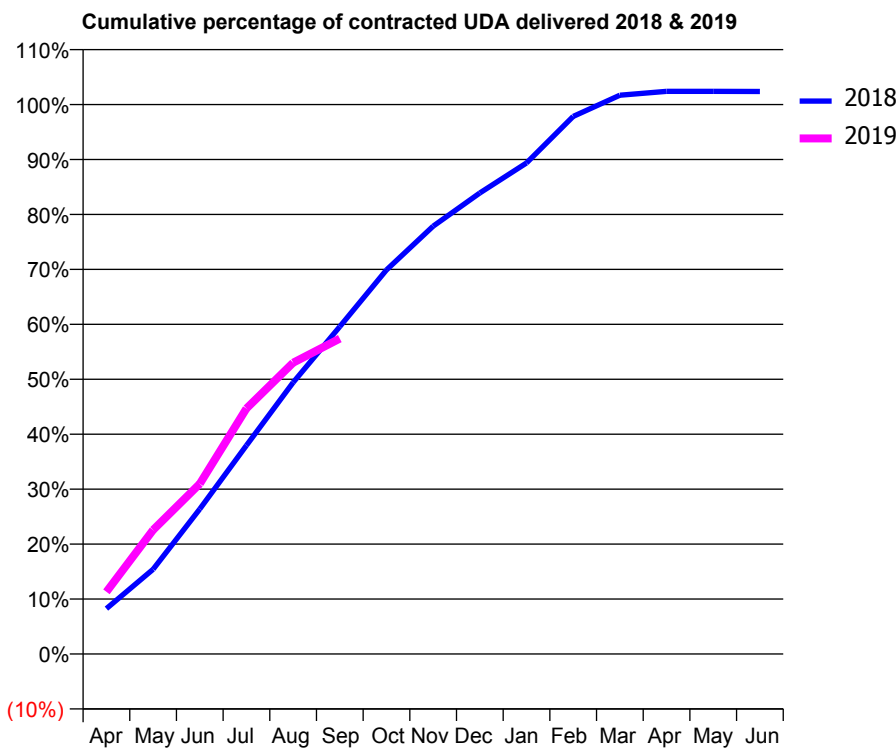
18/19 Contracted general activity (UDA)	23,902
Carry forward general activity (UDA)	-478
18/19 Contracted orthodontic activity (UOA)	0
Carry forward orthodontic activity (UOA)	0
Baseline contract value	£528,231.04

ACCESS*

Patients seen in 24 months	Total	Change since previous quarter
Quarter ending September 2017	7,477	
Quarter ending December 2017	7,267	↓
Quarter ending March 2018	7,005	↓
Quarter ending June 2018	7,104	→
Quarter ending September 2018	7,093	→
Variance since September 2017	(5.1%)	↓



ACTIVITY



Month	Adjusted Scheduled Activity (UDA)	
	2018	2019
April	1,976	2,708
May	3,686	5,397
June	6,306	7,406
July	9,077	10,680
August	11,812	12,670
September	14,241	13,720
October	16,706	
November	18,609	
December	20,052	
January	21,359	
February	23,386	
March	24,306	
April	24,473	
May	24,472	
June	24,471	

QUALITY

	Quantity	Base Number	Contract	AT	Region	England
% of FP17s for the same patient ID Re-attending within 3 months - Children	170	1,358	12.5%	9.8%	11.4%	11.6%
% of FP17s for the same patient ID Re-attending within 3 months - Adults	447	3,562	12.5%	14.7%	15.0%	15.5%
% of FP17s for the same patient ID Re-attending between 3 & 9 months - Children	740	1,358	54.5%	52.8%	59.9%	58.8%
% of FP17s for the same patient ID Re-attending between 3 & 9 months - Adults	1,592	3,562	44.7%	48.0%	52.0%	51.1%
% of FP17s for Band 1 Urgent Courses	293	4,840	6.1%	8.0%	8.0%	9.0%
% of FP17s Relating to Free Repair or Replacements	18	4,840	0.4%	0.7%	0.8%	0.8%
% of FP17s Relating to Continuations	14	4,840	0.3%	0.8%	0.9%	0.9%
% of Patients satisfied with the dentistry they have received	6	7	N/A	92.8%	93.5%	93.3%
% of Patients satisfied with the time they had to wait for an appointment	7	7	N/A	89.7%	89.1%	88.9%

* This is based on patients treated on this contract for their most recent course of treatment. Figures in italics indicate the base number of FP17s or Patient Questionnaire responses are less than 100. N/A is shown where the base number of responses is less than 10 during the period. % is calculated as Quantity/Base number*100

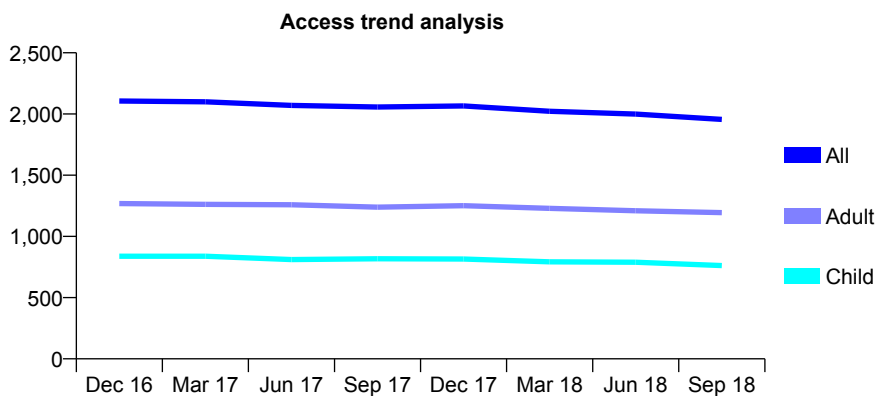
Q54 - Vital Signs At a Glance Contract Report for 140260/0001 - September 2018

Name or company name	Thornley & Thornley
Contract type name	GDS Contract
Purpose of contract	General and Orthodontic
Contract start date	01/04/2006
Contract end date	

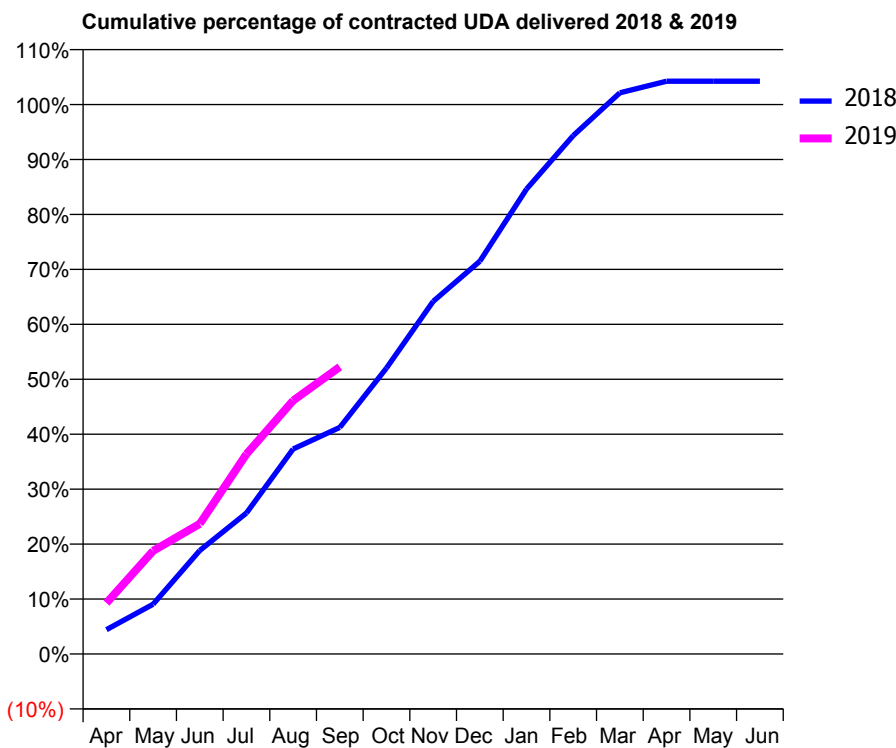
18/19 Contracted general activity (UDA)	3,132
Carry forward general activity (UDA)	-62
18/19 Contracted orthodontic activity (UOA)	791
Carry forward orthodontic activity (UOA)	-24
Baseline contract value	£135,361.75

ACCESS*

Patients seen in 24 months	Total	Change since previous quarter
Quarter ending September 2017	2,057	
Quarter ending December 2017	2,066	→
Quarter ending March 2018	2,022	↓
Quarter ending June 2018	1,999	↓
Quarter ending September 2018	1,956	↓
Variance since September 2017	(4.9%)	↓



ACTIVITY



Adjusted Scheduled Activity (UDA)		
Month	2018	2019
April	138	291
May	284	588
June	590	742
July	803	1,140
August	1,168	1,445
September	1,292	1,637
October	1,630	
November	2,010	
December	2,239	
January	2,650	
February	2,955	
March	3,199	
April	3,265	
May	3,265	
June	3,265	

QUALITY

	Quantity	Base Number	Contract	AT	Region	England
% of FP17s for the same patient ID Re-attending within 3 months - Children	46	551	8.3%	9.8%	11.4%	11.6%
% of FP17s for the same patient ID Re-attending within 3 months - Adults	100	734	13.6%	14.7%	15.0%	15.5%
% of FP17s for the same patient ID Re-attending between 3 & 9 months - Children	330	551	59.9%	52.8%	59.9%	58.8%
% of FP17s for the same patient ID Re-attending between 3 & 9 months - Adults	403	734	54.9%	48.0%	52.0%	51.1%
% of FP17s for Band 1 Urgent Courses	78	866	9.0%	8.0%	8.0%	9.0%
% of FP17s Relating to Free Repair or Replacements	0	866	0.0%	0.7%	0.8%	0.8%
% of FP17s Relating to Continuations	14	866	1.6%	0.8%	0.9%	0.9%
% of Patients satisfied with the dentistry they have received	2	2	N/A	92.8%	93.5%	93.3%
% of Patients satisfied with the time they had to wait for an appointment	2	2	N/A	89.7%	89.1%	88.9%

* This is based on patients treated on this contract for their most recent course of treatment. Figures in italics indicate the base number of FP17s or Patient Questionnaire responses are less than 100. N/A is shown where the base number of responses is less than 10 during the period. % is calculated as Quantity/Base number*100

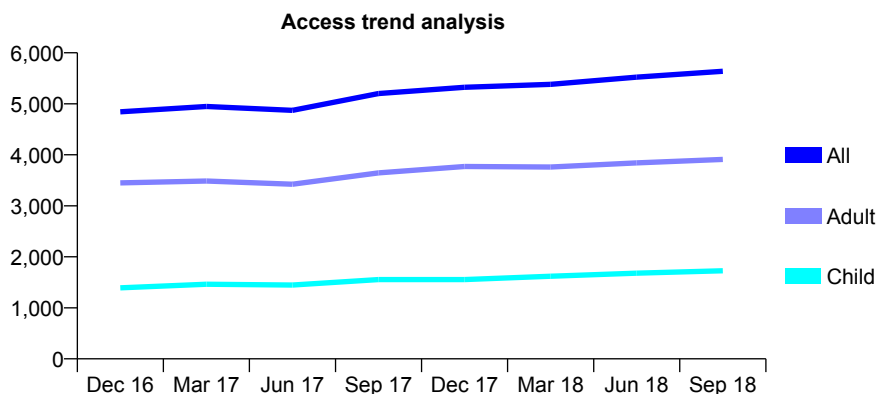
Q54 - Vital Signs At a Glance Contract Report for 140996/0001 - September 2018

Name or company name	Darlaston Dental Practice
Contract type name	GDS Contract
Purpose of contract	General
Contract start date	01/10/2008
Contract end date	

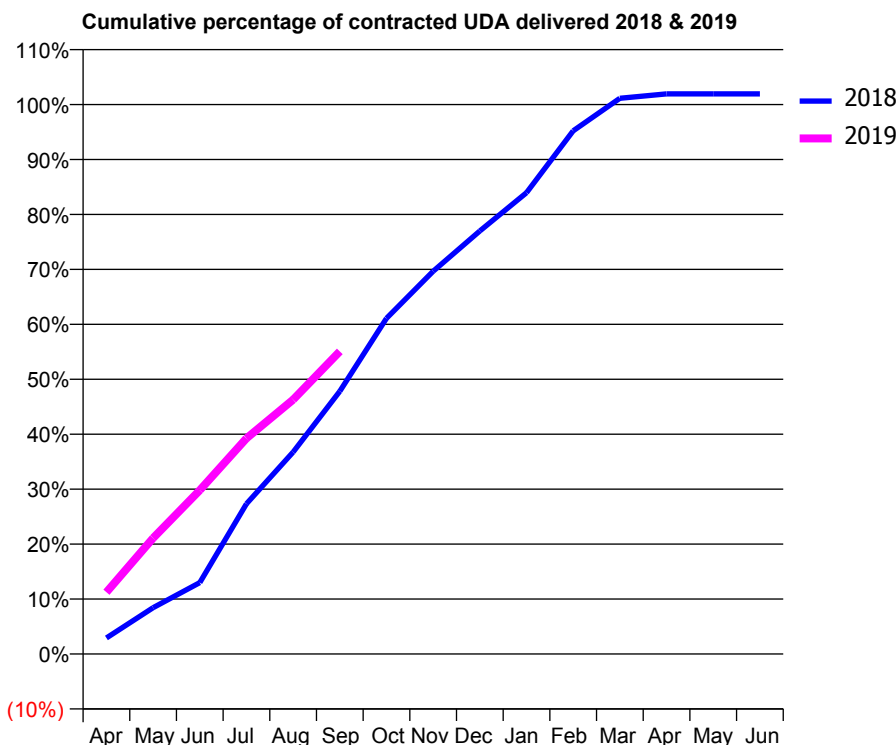
18/19 Contracted general activity (UDA)	15,411
Carry forward general activity (UDA)	-296
18/19 Contracted orthodontic activity (UOA)	0
Carry forward orthodontic activity (UOA)	0
Baseline contract value	£375,654.66

ACCESS*

Patients seen in 24 months	Total	Change since previous quarter
Quarter ending September 2017	5,201	
Quarter ending December 2017	5,323	↑
Quarter ending March 2018	5,382	→
Quarter ending June 2018	5,524	↑
Quarter ending September 2018	5,637	↑
Variance since September 2017	8.4%	↑



ACTIVITY



Month	Adjusted Scheduled Activity (UDA)	
	2018	2019
April	450	1,734
May	1,300	3,253
June	2,003	4,595
July	4,214	6,050
August	5,662	7,134
September	7,370	8,487
October	9,413	
November	10,736	
December	11,864	
January	12,937	
February	14,672	
March	15,586	
April	15,708	
May	15,707	
June	15,707	

QUALITY

	Quantity	Base Number	Contract	AT	Region	England
% of FP17s for the same patient ID Re-attending within 3 months - Children	27	1,015	2.7%	9.8%	11.4%	11.6%
% of FP17s for the same patient ID Re-attending within 3 months - Adults	136	2,057	6.6%	14.7%	15.0%	15.5%
% of FP17s for the same patient ID Re-attending between 3 & 9 months - Children	408	1,015	40.2%	52.8%	59.9%	58.8%
% of FP17s for the same patient ID Re-attending between 3 & 9 months - Adults	856	2,057	41.6%	48.0%	52.0%	51.1%
% of FP17s for Band 1 Urgent Courses	101	2,990	3.4%	8.0%	8.0%	9.0%
% of FP17s Relating to Free Repair or Replacements	19	2,990	0.6%	0.7%	0.8%	0.8%
% of FP17s Relating to Continuations	3	2,990	0.1%	0.8%	0.9%	0.9%
% of Patients satisfied with the dentistry they have received	2	2	N/A	92.8%	93.5%	93.3%
% of Patients satisfied with the time they had to wait for an appointment	2	2	N/A	89.7%	89.1%	88.9%

* This is based on patients treated on this contract for their most recent course of treatment. Figures in italics indicate the base number of FP17s or Patient Questionnaire responses are less than 100. N/A is shown where the base number of responses is less than 10 during the period. % is calculated as Quantity/Base number*100

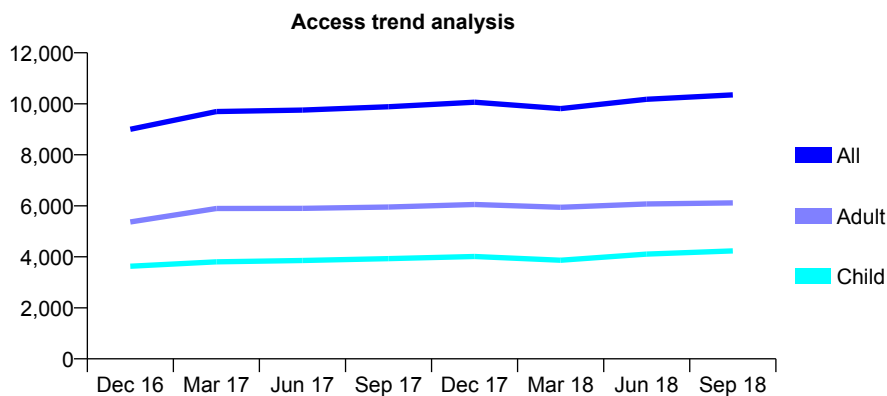
Q54 - Vital Signs At a Glance Contract Report for 141070/0001 - September 2018

Name or company name	Walsall Dental Practice
Contract type name	GDS Contract
Purpose of contract	General
Contract start date	09/09/2010
Contract end date	

18/19 Contracted general activity (UDA)	29,761
Carry forward general activity (UDA)	-12
18/19 Contracted orthodontic activity (UOA)	0
Carry forward orthodontic activity (UOA)	0
Baseline contract value	£727,251.18

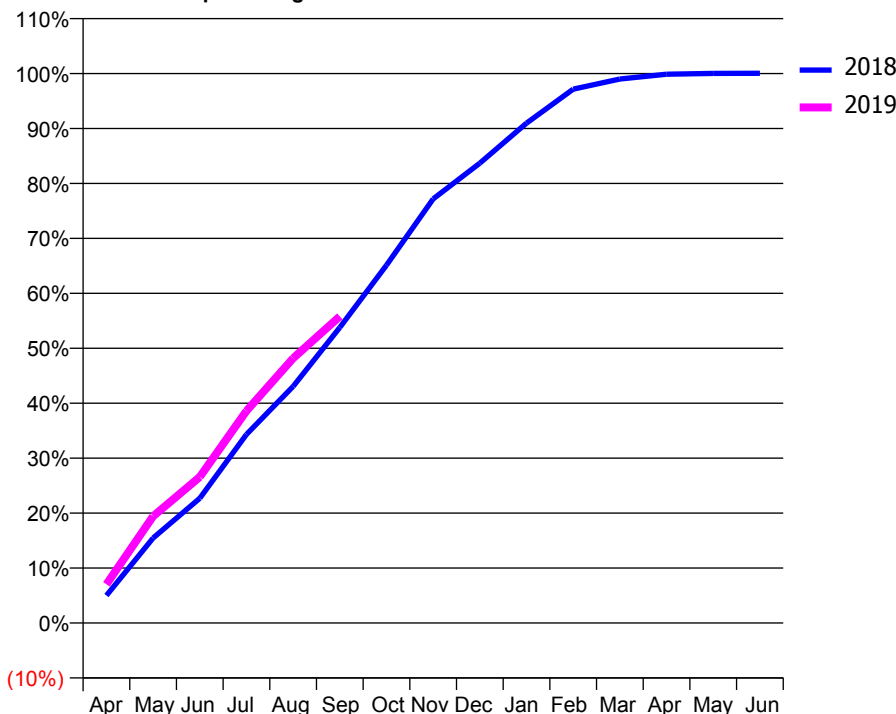
ACCESS*

Patients seen in 24 months	Total	Change since previous quarter
Quarter ending September 2017	9,887	
Quarter ending December 2017	10,063	→
Quarter ending March 2018	9,810	↓
Quarter ending June 2018	10,176	↑
Quarter ending September 2018	10,348	→
Variance since September 2017	4.7%	↑



ACTIVITY

Cumulative percentage of contracted UDA delivered 2018 & 2019



Month	Adjusted Scheduled Activity (UDA)	
	2018	2019
April	1,490	2,099
May	4,601	5,783
June	6,759	7,914
July	10,217	11,489
August	12,815	14,340
September	16,009	16,607
October	19,379	
November	22,972	
December	24,903	
January	27,074	
February	28,913	
March	29,463	
April	29,719	
May	29,765	
June	29,773	

QUALITY

	Quantity	Base Number	Contract	AT	Region	England
% of FP17s for the same patient ID Re-attending within 3 months - Children	224	3,108	7.2%	9.8%	11.4%	11.6%
% of FP17s for the same patient ID Re-attending within 3 months - Adults	535	3,434	15.6%	14.7%	15.0%	15.5%
% of FP17s for the same patient ID Re-attending between 3 & 9 months - Children	1,499	3,108	48.2%	52.8%	59.9%	58.8%
% of FP17s for the same patient ID Re-attending between 3 & 9 months - Adults	1,375	3,434	40.0%	48.0%	52.0%	51.1%
% of FP17s for Band 1 Urgent Courses	737	6,375	11.6%	8.0%	8.0%	9.0%
% of FP17s Relating to Free Repair or Replacements	10	6,375	0.2%	0.7%	0.8%	0.8%
% of FP17s Relating to Continuations	75	6,375	1.2%	0.8%	0.9%	0.9%
% of Patients satisfied with the dentistry they have received	6	6	N/A	92.8%	93.5%	93.3%
% of Patients satisfied with the time they had to wait for an appointment	3	6	N/A	89.7%	89.1%	88.9%

* This is based on patients treated on this contract for their most recent course of treatment. Figures in italics indicate the base number of FP17s or Patient Questionnaire responses are less than 100. N/A is shown where the base number of responses is less than 10 during the period. % is calculated as Quantity/Base number*100

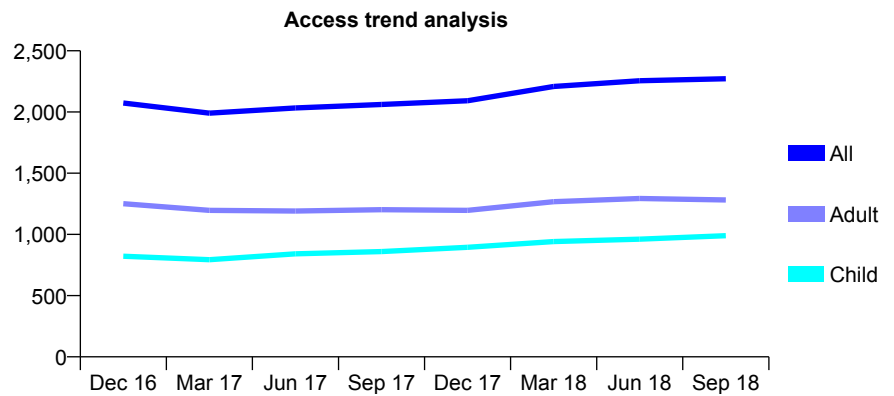
Q54 - Vital Signs At a Glance Contract Report for 141801/0001 - September 2018

Name or company name	AS, BS & BS Bhandal
Contract type name	GDS Contract
Purpose of contract	General
Contract start date	12/01/2009
Contract end date	

18/19 Contracted general activity (UDA)	5,368
Carry forward general activity (UDA)	-25
18/19 Contracted orthodontic activity (UOA)	0
Carry forward orthodontic activity (UOA)	0
Baseline contract value	£131,689.22

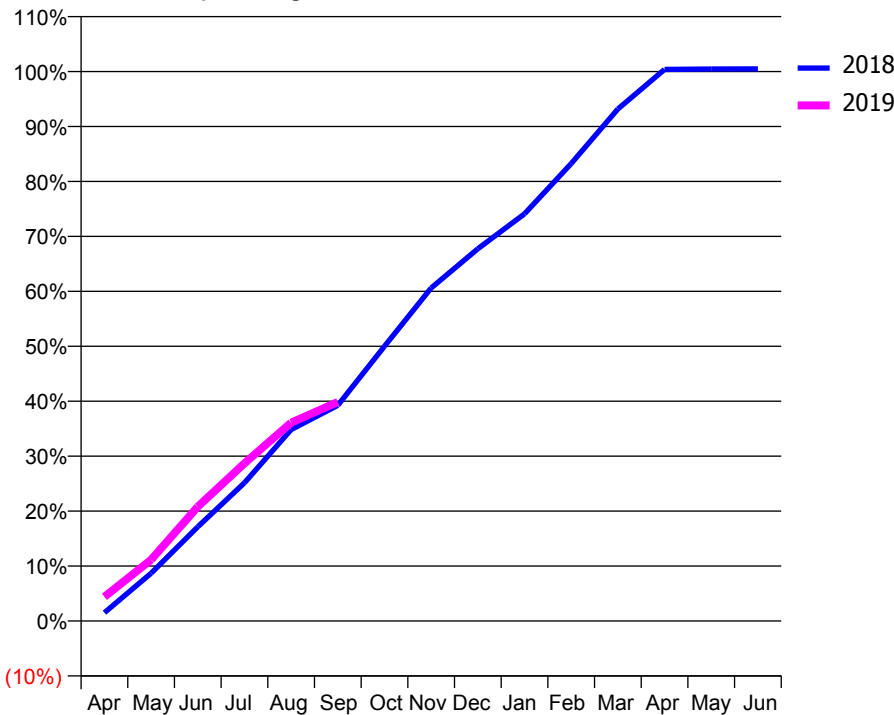
ACCESS*

Patients seen in 24 months	Total	Change since previous quarter
Quarter ending September 2017	2,062	
Quarter ending December 2017	2,092	→
Quarter ending March 2018	2,209	↑
Quarter ending June 2018	2,255	↑
Quarter ending September 2018	2,272	→
Variance since September 2017	10.2%	↑



ACTIVITY

Cumulative percentage of contracted UDA delivered 2018 & 2019



Month	Adjusted Scheduled Activity (UDA)	
	2018	2019
April	82	236
May	466	598
June	920	1,117
July	1,350	1,540
August	1,870	1,937
September	2,108	2,140
October	2,684	
November	3,253	
December	3,637	
January	3,978	
February	4,469	
March	5,002	
April	5,389	
May	5,393	
June	5,394	

QUALITY

	Quantity	Base Number	Contract	AT	Region	England
% of FP17s for the same patient ID Re-attending within 3 months - Children	25	511	4.9%	9.8%	11.4%	11.6%
% of FP17s for the same patient ID Re-attending within 3 months - Adults	62	649	9.6%	14.7%	15.0%	15.5%
% of FP17s for the same patient ID Re-attending between 3 & 9 months - Children	191	511	37.4%	52.8%	59.9%	58.8%
% of FP17s for the same patient ID Re-attending between 3 & 9 months - Adults	193	649	29.7%	48.0%	52.0%	51.1%
% of FP17s for Band 1 Urgent Courses	74	1,030	7.2%	8.0%	8.0%	9.0%
% of FP17s Relating to Free Repair or Replacements	0	1,030	0.0%	0.7%	0.8%	0.8%
% of FP17s Relating to Continuations	0	1,030	0.0%	0.8%	0.9%	0.9%
% of Patients satisfied with the dentistry they have received	0	0	N/A	92.8%	93.5%	93.3%
% of Patients satisfied with the time they had to wait for an appointment	0	0	N/A	89.7%	89.1%	88.9%

* This is based on patients treated on this contract for their most recent course of treatment. Figures in italics indicate the base number of FP17s or Patient Questionnaire responses are less than 100. N/A is shown where the base number of responses is less than 10 during the period. % is calculated as Quantity/Base number*100

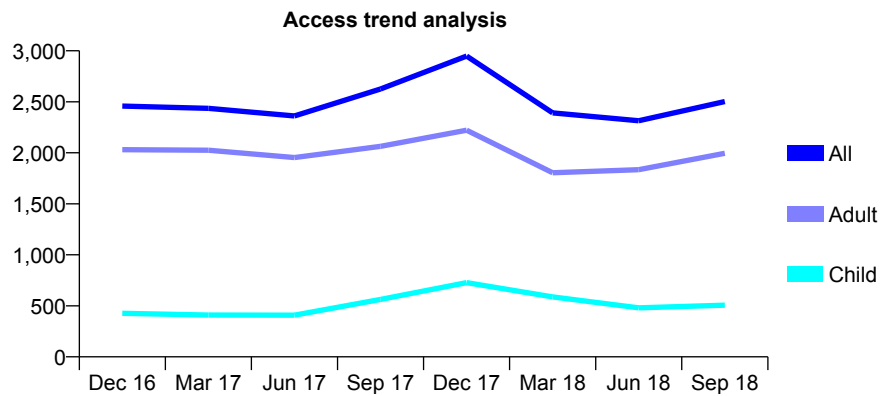
Q54 - Vital Signs At a Glance Contract Report for 142131/0001 - September 2018

Name or company name	New Road Dental Practice
Contract type name	GDS Contract
Purpose of contract	General
Contract start date	01/09/2010
Contract end date	

18/19 Contracted general activity (UDA)	9,064
Carry forward general activity (UDA)	-154
18/19 Contracted orthodontic activity (UOA)	0
Carry forward orthodontic activity (UOA)	0
Baseline contract value	£233,272.04

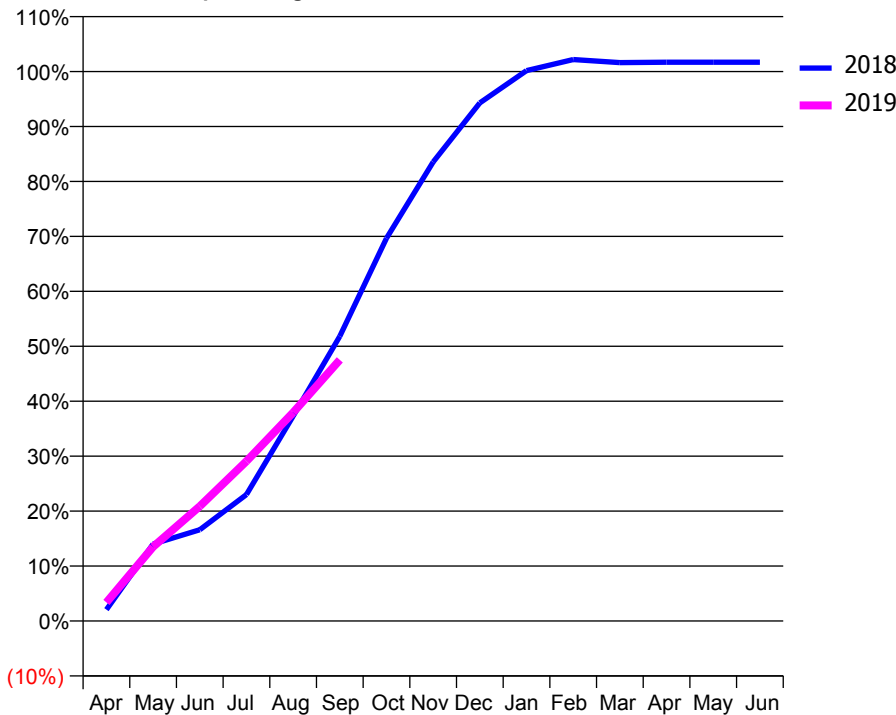
ACCESS*

Patients seen in 24 months	Total	Change since previous quarter
Quarter ending September 2017	2,626	
Quarter ending December 2017	2,948	↑
Quarter ending March 2018	2,392	↓
Quarter ending June 2018	2,314	↓
Quarter ending September 2018	2,502	↑
Variance since September 2017	(4.7%)	↓



ACTIVITY

Cumulative percentage of contracted UDA delivered 2018 & 2019



Month	Adjusted Scheduled Activity (UDA)	
	2018	2019
April	188	307
May	1,269	1,225
June	1,506	1,893
July	2,087	2,636
August	3,380	3,438
September	4,697	4,308
October	6,313	
November	7,572	
December	8,546	
January	9,079	
February	9,262	
March	9,211	
April	9,217	
May	9,218	
June	9,218	

QUALITY

	Quantity	Base Number	Contract	AT	Region	England
% of FP17s for the same patient ID Re-attending within 3 months - Children	9	255	3.5%	9.8%	11.4%	11.6%
% of FP17s for the same patient ID Re-attending within 3 months - Adults	71	1,133	6.3%	14.7%	15.0%	15.5%
% of FP17s for the same patient ID Re-attending between 3 & 9 months - Children	39	255	15.3%	52.8%	59.9%	58.8%
% of FP17s for the same patient ID Re-attending between 3 & 9 months - Adults	364	1,133	32.1%	48.0%	52.0%	51.1%
% of FP17s for Band 1 Urgent Courses	130	1,385	9.4%	8.0%	8.0%	9.0%
% of FP17s Relating to Free Repair or Replacements	12	1,385	0.9%	0.7%	0.8%	0.8%
% of FP17s Relating to Continuations	2	1,385	0.1%	0.8%	0.9%	0.9%
% of Patients satisfied with the dentistry they have received	3	3	N/A	92.8%	93.5%	93.3%
% of Patients satisfied with the time they had to wait for an appointment	3	3	N/A	89.7%	89.1%	88.9%

* This is based on patients treated on this contract for their most recent course of treatment. Figures in italics indicate the base number of FP17s or Patient Questionnaire responses are less than 100. N/A is shown where the base number of responses is less than 10 during the period. % is calculated as Quantity/Base number*100

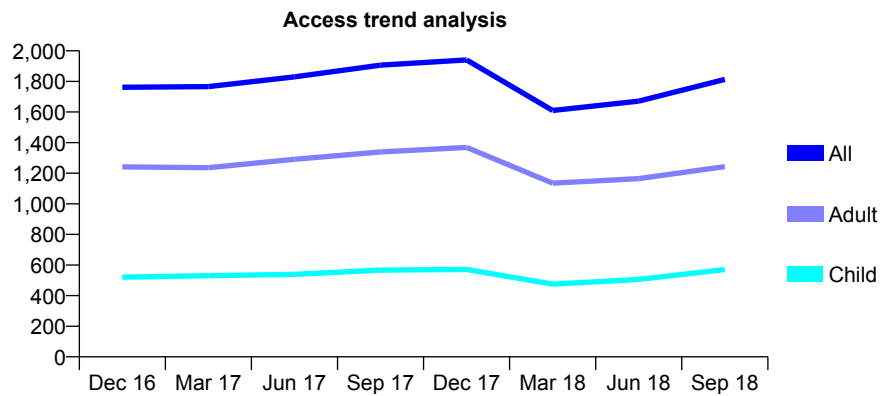
Q54 - Vital Signs At a Glance Contract Report for 142492/0001 - September 2018

Name or company name	Tipton Dental Practice
Contract type name	GDS Contract
Purpose of contract	General
Contract start date	01/04/2013
Contract end date	

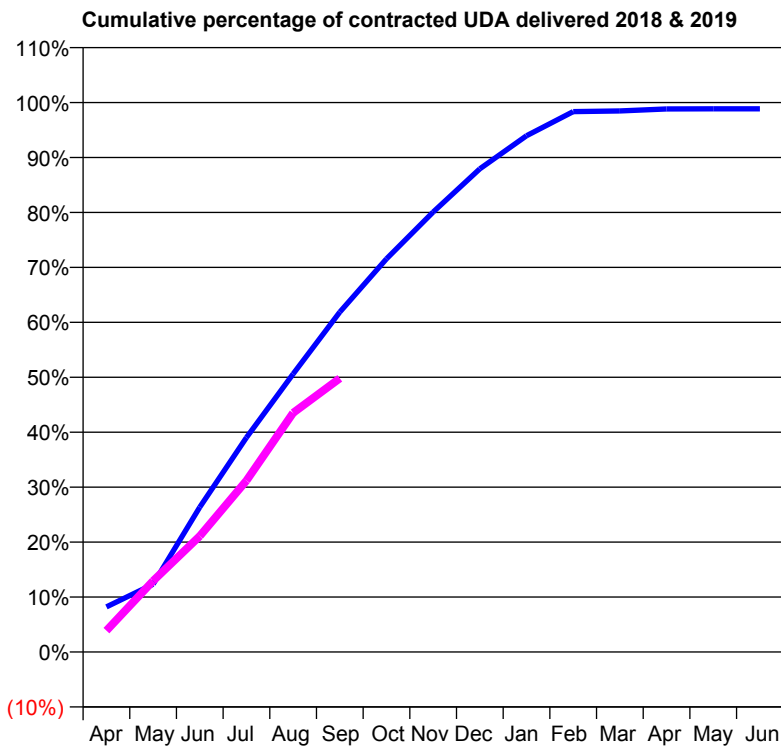
18/19 Contracted general activity (UDA)	5,837
Carry forward general activity (UDA)	66
18/19 Contracted orthodontic activity (UOA)	0
Carry forward orthodontic activity (UOA)	0
Baseline contract value	£172,006.82

ACCESS*

Patients seen in 24 months	Total	Change since previous quarter
Quarter ending September 2017	1,906	
Quarter ending December 2017	1,940	→
Quarter ending March 2018	1,610	↓
Quarter ending June 2018	1,671	↑
Quarter ending September 2018	1,813	↑
Variance since September 2017	(4.9%)	↓



ACTIVITY



Month	Adjusted Scheduled Activity (UDA)	
	2018	2019
April	479	228
May	721	755
June	1,539	1,231
July	2,278	1,821
August	2,954	2,540
September	3,611	2,907
October	4,176	
November	4,673	
December	5,133	
January	5,484	
February	5,740	
March	5,747	
April	5,769	
May	5,771	
June	5,771	

QUALITY

	Quantity	Base Number	Contract	AT	Region	England
% of FP17s for the same patient ID Re-attending within 3 months - Children	4	372	1.1%	9.8%	11.4%	11.6%
% of FP17s for the same patient ID Re-attending within 3 months - Adults	55	684	8.0%	14.7%	15.0%	15.5%
% of FP17s for the same patient ID Re-attending between 3 & 9 months - Children	105	372	28.2%	52.8%	59.9%	58.8%
% of FP17s for the same patient ID Re-attending between 3 & 9 months - Adults	173	684	25.3%	48.0%	52.0%	51.1%
% of FP17s for Band 1 Urgent Courses	89	1,047	8.5%	8.0%	8.0%	9.0%
% of FP17s Relating to Free Repair or Replacements	1	1,047	0.1%	0.7%	0.8%	0.8%
% of FP17s Relating to Continuations	3	1,047	0.3%	0.8%	0.9%	0.9%
% of Patients satisfied with the dentistry they have received	2	2	N/A	92.8%	93.5%	93.3%
% of Patients satisfied with the time they had to wait for an appointment	2	2	N/A	89.7%	89.1%	88.9%

* This is based on patients treated on this contract for their most recent course of treatment. Figures in italics indicate the base number of FP17s or Patient Questionnaire responses are less than 100. N/A is shown where the base number of responses is less than 10 during the period. % is calculated as Quantity/Base number*100

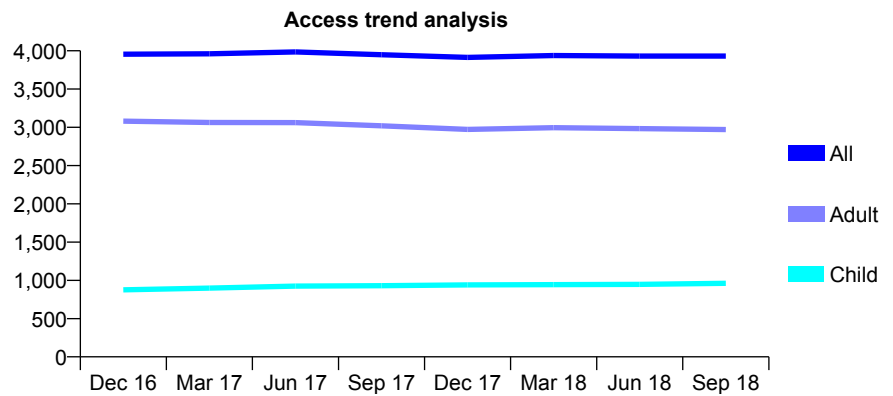
Q54 - Vital Signs At a Glance Contract Report for 142956/0001 - September 2018

Name or company name	Four Oaks Dental Surgery
Contract type name	GDS Contract
Purpose of contract	General
Contract start date	07/09/2012
Contract end date	

18/19 Contracted general activity (UDA)	8,970
Carry forward general activity (UDA)	-158
18/19 Contracted orthodontic activity (UOA)	0
Carry forward orthodontic activity (UOA)	0
Baseline contract value	£188,370.01

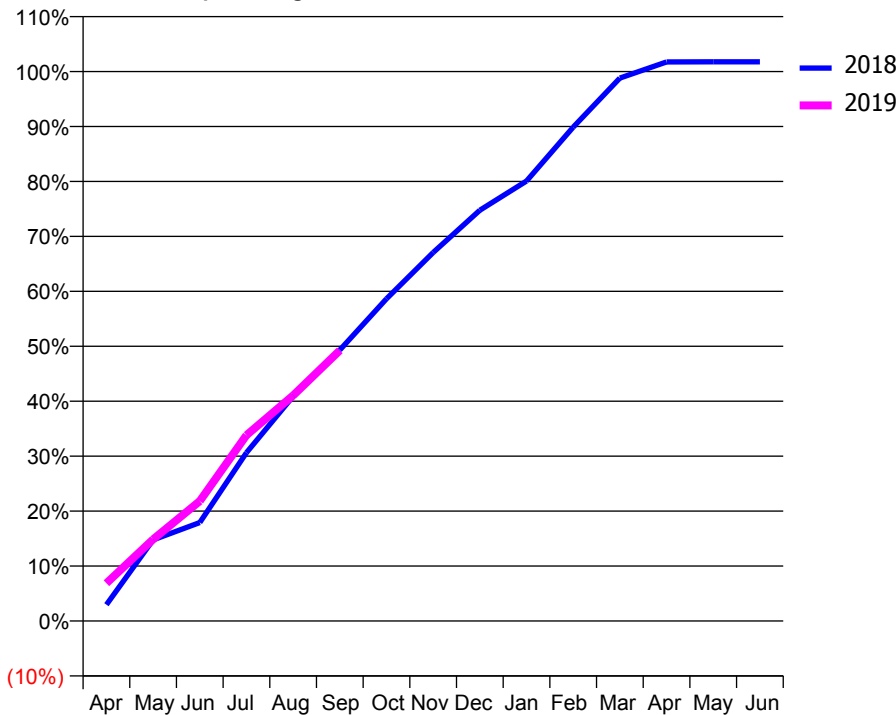
ACCESS*

Patients seen in 24 months	Total	Change since previous quarter
Quarter ending September 2017	3,949	
Quarter ending December 2017	3,913	→
Quarter ending March 2018	3,938	→
Quarter ending June 2018	3,931	→
Quarter ending September 2018	3,932	→
Variance since September 2017	(0.4%)	→



ACTIVITY

Cumulative percentage of contracted UDA delivered 2018 & 2019



Month	Adjusted Scheduled Activity (UDA)	
	2018	2019
April	266	617
May	1,326	1,332
June	1,607	1,958
July	2,749	3,033
August	3,669	3,681
September	4,425	4,418
October	5,261	
November	6,015	
December	6,705	
January	7,183	
February	8,062	
March	8,864	
April	9,126	
May	9,128	
June	9,128	

QUALITY

	Quantity	Base Number	Contract	AT	Region	England
% of FP17s for the same patient ID Re-attending within 3 months - Children	38	791	4.8%	9.8%	11.4%	11.6%
% of FP17s for the same patient ID Re-attending within 3 months - Adults	241	2,198	11.0%	14.7%	15.0%	15.5%
% of FP17s for the same patient ID Re-attending between 3 & 9 months - Children	520	791	65.7%	52.8%	59.9%	58.8%
% of FP17s for the same patient ID Re-attending between 3 & 9 months - Adults	1,327	2,198	60.4%	48.0%	52.0%	51.1%
% of FP17s for Band 1 Urgent Courses	183	2,834	6.5%	8.0%	8.0%	9.0%
% of FP17s Relating to Free Repair or Replacements	8	2,834	0.3%	0.7%	0.8%	0.8%
% of FP17s Relating to Continuations	2	2,834	0.1%	0.8%	0.9%	0.9%
% of Patients satisfied with the dentistry they have received	3	3	N/A	92.8%	93.5%	93.3%
% of Patients satisfied with the time they had to wait for an appointment	3	3	N/A	89.7%	89.1%	88.9%

* This is based on patients treated on this contract for their most recent course of treatment. Figures in italics indicate the base number of FP17s or Patient Questionnaire responses are less than 100. N/A is shown where the base number of responses is less than 10 during the period. % is calculated as Quantity/Base number*100

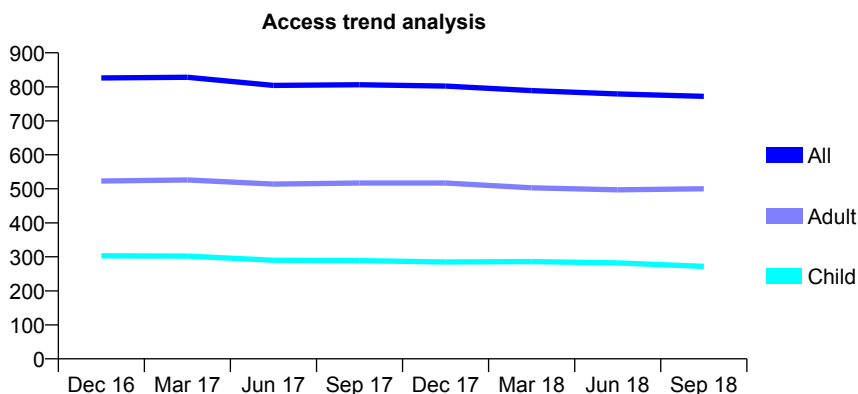
Q54 - Vital Signs At a Glance Contract Report for 145289/0001 - September 2018

Name or company name	Miss P Sanghera
Contract type name	GDS Contract
Purpose of contract	General
Contract start date	01/07/2010
Contract end date	

18/19 Contracted general activity (UDA)	2,800
Carry forward general activity (UDA)	0
18/19 Contracted orthodontic activity (UOA)	0
Carry forward orthodontic activity (UOA)	0
Baseline contract value	£65,233.99

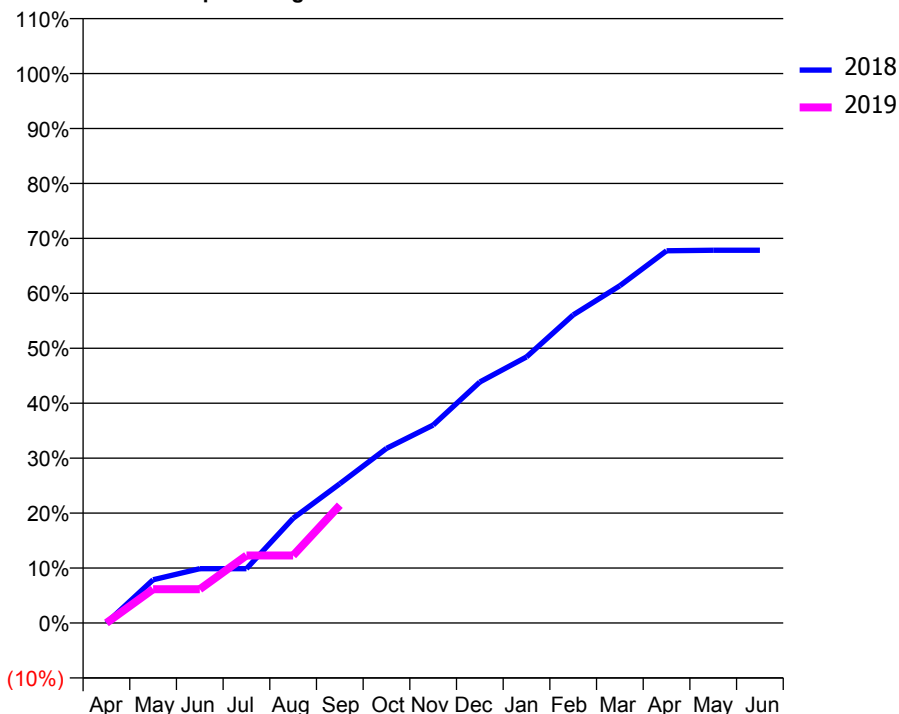
ACCESS*

Patients seen in 24 months	Total	Change since previous quarter
Quarter ending September 2017	806	
Quarter ending December 2017	802	→
Quarter ending March 2018	789	↓
Quarter ending June 2018	779	↓
Quarter ending September 2018	772	→
Variance since September 2017	(4.2%)	↓



ACTIVITY

Cumulative percentage of contracted UDA delivered 2018 & 2019



Adjusted Scheduled Activity (UDA)

Month	2018	2019
April	0	0
May	221	172
June	277	172
July	277	344
August	534	344
September	710	600
October	890	
November	1,009	
December	1,228	
January	1,356	
February	1,570	
March	1,719	
April	1,897	
May	1,900	
June	1,900	

QUALITY

	Quantity	Base Number	Contract	AT	Region	England
% of FP17s for the same patient ID Re-attending within 3 months - Children	5	141	3.5%	9.8%	11.4%	11.6%
% of FP17s for the same patient ID Re-attending within 3 months - Adults	41	294	13.9%	14.7%	15.0%	15.5%
% of FP17s for the same patient ID Re-attending between 3 & 9 months - Children	75	141	53.2%	52.8%	59.9%	58.8%
% of FP17s for the same patient ID Re-attending between 3 & 9 months - Adults	156	294	53.1%	48.0%	52.0%	51.1%
% of FP17s for Band 1 Urgent Courses	7	372	1.9%	8.0%	8.0%	9.0%
% of FP17s Relating to Free Repair or Replacements	4	372	1.1%	0.7%	0.8%	0.8%
% of FP17s Relating to Continuations	5	372	1.3%	0.8%	0.9%	0.9%
% of Patients satisfied with the dentistry they have received	0	0	N/A	92.8%	93.5%	93.3%
% of Patients satisfied with the time they had to wait for an appointment	0	0	N/A	89.7%	89.1%	88.9%

* This is based on patients treated on this contract for their most recent course of treatment. Figures in italics indicate the base number of FP17s or Patient Questionnaire responses are less than 100. N/A is shown where the base number of responses is less than 10 during the period. % is calculated as Quantity/Base number*100

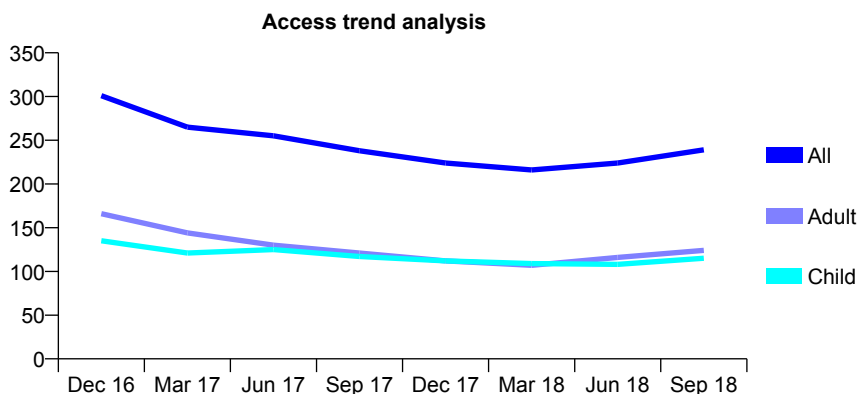
Q54 - Vital Signs At a Glance Contract Report for 148733/0001 - September 2018

Name or company name	Morgan Dental
Contract type name	GDS Contract
Purpose of contract	General and Orthodontic
Contract start date	01/10/2013
Contract end date	

18/19 Contracted general activity (UDA)	773
Carry forward general activity (UDA)	0
18/19 Contracted orthodontic activity (UOA)	900
Carry forward orthodontic activity (UOA)	0
Baseline contract value	£79,304.20

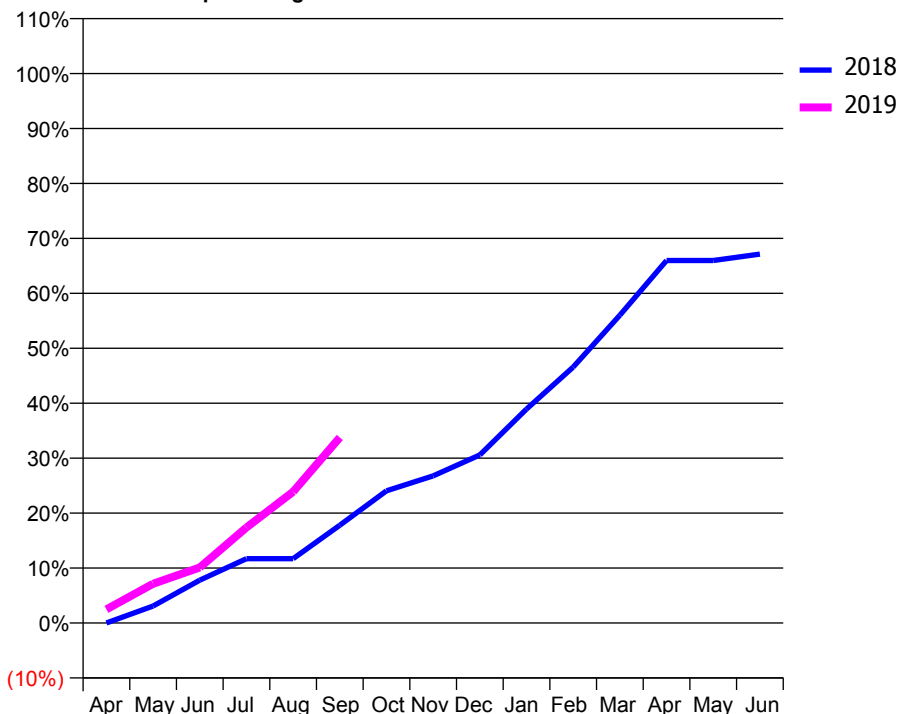
ACCESS*

Patients seen in 24 months	Total	Change since previous quarter
Quarter ending September 2017	238	
Quarter ending December 2017	224	↓
Quarter ending March 2018	216	↓
Quarter ending June 2018	224	↑
Quarter ending September 2018	239	↑
Variance since September 2017	0.4%	→



ACTIVITY

Cumulative percentage of contracted UDA delivered 2018 & 2019



Adjusted Scheduled Activity (UDA)

Month	2018	2019
April	0	19
May	24	55
June	60	78
July	91	134
August	91	185
September	138	261
October	186	
November	207	
December	236	
January	301	
February	360	
March	433	
April	510	
May	510	
June	519	

QUALITY

	Quantity	Base Number	Contract	AT	Region	England
% of FP17s for the same patient ID Re-attending within 3 months - Children	8	174	4.6%	9.8%	11.4%	11.6%
% of FP17s for the same patient ID Re-attending within 3 months - Adults	16	97	16.5%	14.7%	15.0%	15.5%
% of FP17s for the same patient ID Re-attending between 3 & 9 months - Children	35	174	20.1%	52.8%	59.9%	58.8%
% of FP17s for the same patient ID Re-attending between 3 & 9 months - Adults	32	97	33.0%	48.0%	52.0%	51.1%
% of FP17s for Band 1 Urgent Courses	5	144	3.5%	8.0%	8.0%	9.0%
% of FP17s Relating to Free Repair or Replacements	0	144	0.0%	0.7%	0.8%	0.8%
% of FP17s Relating to Continuations	12	144	8.3%	0.8%	0.9%	0.9%
% of Patients satisfied with the dentistry they have received	0	0	N/A	92.8%	93.5%	93.3%
% of Patients satisfied with the time they had to wait for an appointment	0	0	N/A	89.7%	89.1%	88.9%

* This is based on patients treated on this contract for their most recent course of treatment. Figures in italics indicate the base number of FP17s or Patient Questionnaire responses are less than 100. N/A is shown where the base number of responses is less than 10 during the period. % is calculated as Quantity/Base number*100

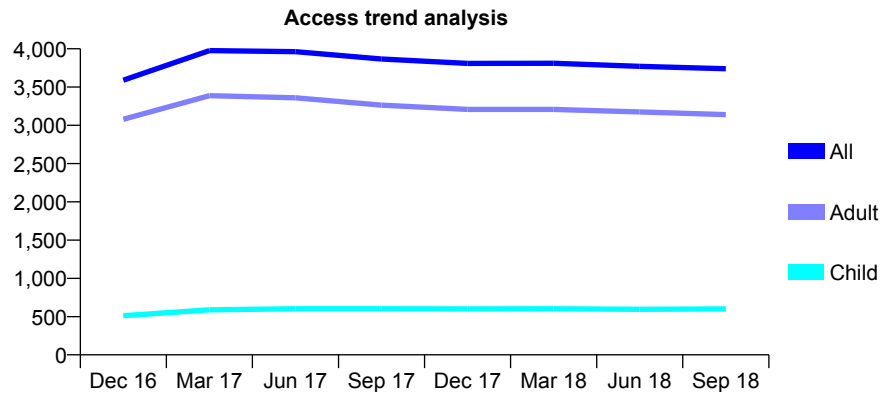
Q54 - Vital Signs At a Glance Contract Report for 149012/0001 - September 2018

Name or company name	Castle View Dental Practice Limited
Contract type name	GDS Contract
Purpose of contract	General
Contract start date	01/01/2007
Contract end date	

18/19 Contracted general activity (UDA)	12,928
Carry forward general activity (UDA)	281
18/19 Contracted orthodontic activity (UOA)	0
Carry forward orthodontic activity (UOA)	0
Baseline contract value	£371,628.48

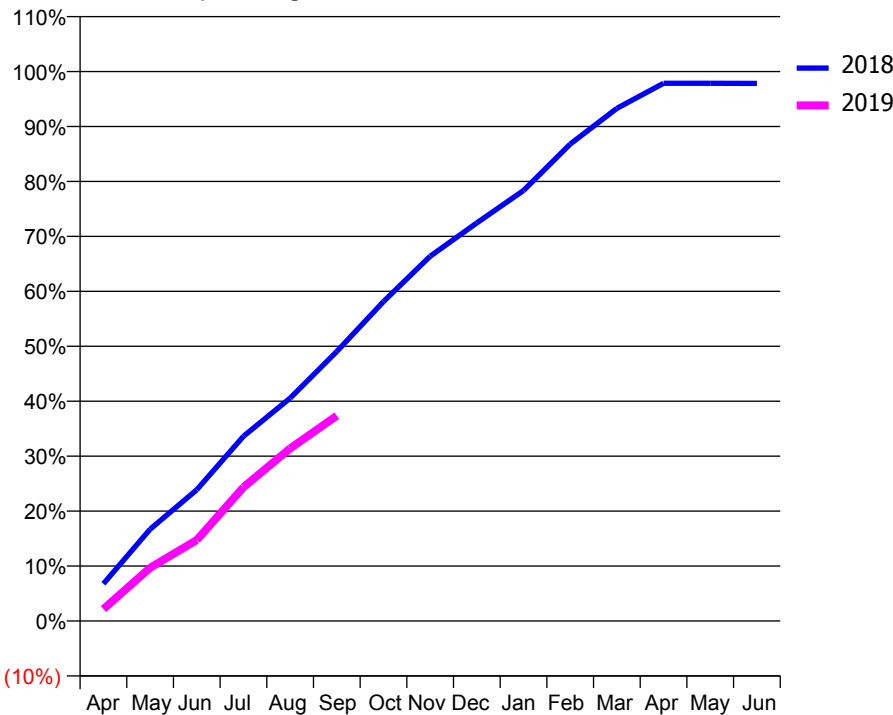
ACCESS*

Patients seen in 24 months	Total	Change since previous quarter
Quarter ending September 2017	3,866	
Quarter ending December 2017	3,809	↓
Quarter ending March 2018	3,811	→
Quarter ending June 2018	3,770	↓
Quarter ending September 2018	3,740	→
Variance since September 2017	(3.3%)	↓



ACTIVITY

Cumulative percentage of contracted UDA delivered 2018 & 2019



Month	Adjusted Scheduled Activity (UDA)	
	2018	2019
April	877	282
May	2,161	1,254
June	3,090	1,905
July	4,347	3,149
August	5,245	4,063
September	6,342	4,830
October	7,514	
November	8,581	
December	9,366	
January	10,130	
February	11,220	
March	12,060	
April	12,651	
May	12,651	
June	12,646	

QUALITY

	Quantity	Base Number	Contract	AT	Region	England
% of FP17s for the same patient ID Re-attending within 3 months - Children	16	447	3.6%	9.8%	11.4%	11.6%
% of FP17s for the same patient ID Re-attending within 3 months - Adults	218	2,264	9.6%	14.7%	15.0%	15.5%
% of FP17s for the same patient ID Re-attending between 3 & 9 months - Children	296	447	66.2%	52.8%	59.9%	58.8%
% of FP17s for the same patient ID Re-attending between 3 & 9 months - Adults	1,471	2,264	65.0%	48.0%	52.0%	51.1%
% of FP17s for Band 1 Urgent Courses	133	2,519	5.3%	8.0%	8.0%	9.0%
% of FP17s Relating to Free Repair or Replacements	23	2,519	0.9%	0.7%	0.8%	0.8%
% of FP17s Relating to Continuations	9	2,519	0.4%	0.8%	0.9%	0.9%
% of Patients satisfied with the dentistry they have received	1	2	N/A	92.8%	93.5%	93.3%
% of Patients satisfied with the time they had to wait for an appointment	2	2	N/A	89.7%	89.1%	88.9%

* This is based on patients treated on this contract for their most recent course of treatment. Figures in italics indicate the base number of FP17s or Patient Questionnaire responses are less than 100. N/A is shown where the base number of responses is less than 10 during the period. % is calculated as Quantity/Base number*100

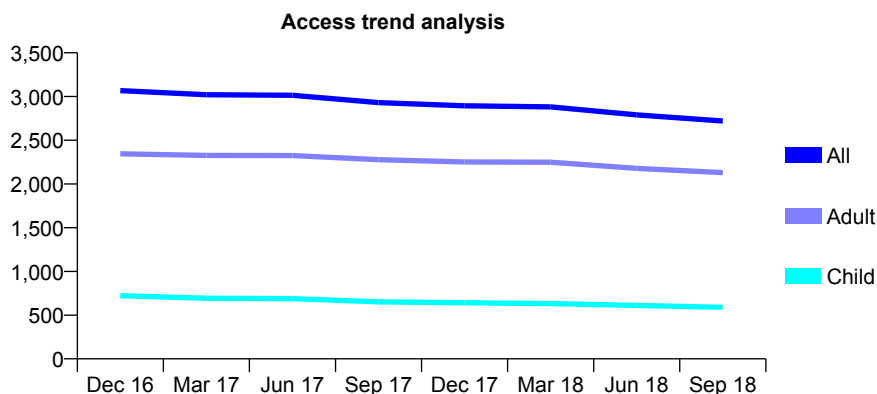
Q54 - Vital Signs At a Glance Contract Report for 150223/0001 - September 2018

Name or company name	Qamar Dental
Contract type name	GDS Contract
Purpose of contract	General
Contract start date	02/08/2013
Contract end date	

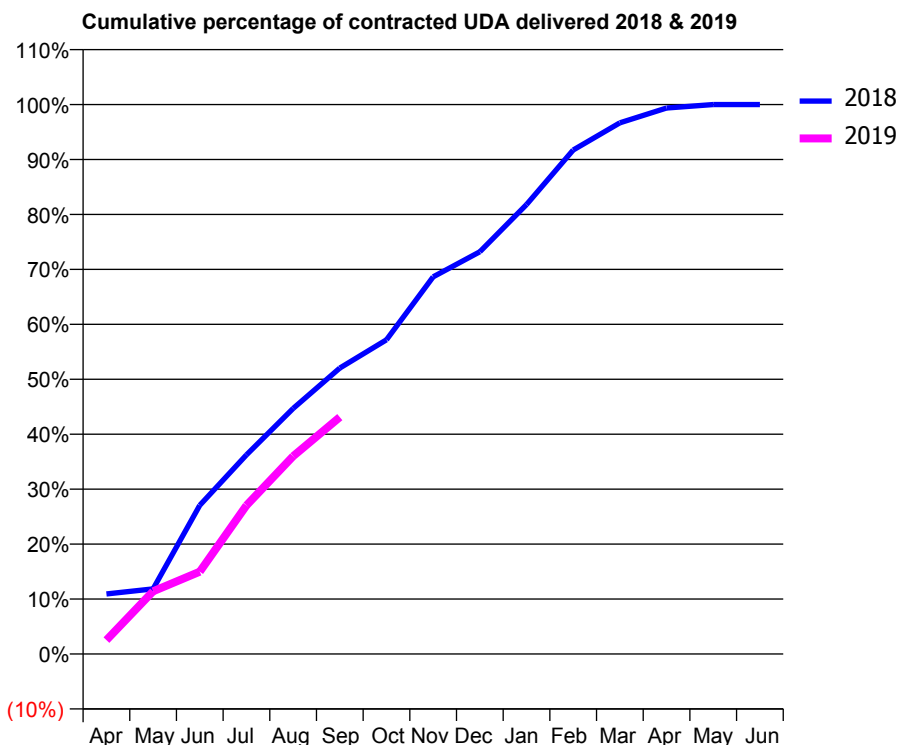
18/19 Contracted general activity (UDA)	8,026
Carry forward general activity (UDA)	0
18/19 Contracted orthodontic activity (UOA)	0
Carry forward orthodontic activity (UOA)	0
Baseline contract value	£240,050.22

ACCESS*

Patients seen in 24 months	Total	Change since previous quarter
Quarter ending September 2017	2,930	
Quarter ending December 2017	2,894	↓
Quarter ending March 2018	2,881	→
Quarter ending June 2018	2,790	↓
Quarter ending September 2018	2,720	↓
Variance since September 2017	(7.2%)	↓



ACTIVITY



Month	Adjusted Scheduled Activity (UDA)	
	2018	2019
April	877	203
May	952	917
June	2,172	1,203
July	2,909	2,171
August	3,586	2,889
September	4,177	3,459
October	4,590	
November	5,509	
December	5,876	
January	6,564	
February	7,361	
March	7,759	
April	7,975	
May	8,026	
June	8,026	

QUALITY

	Quantity	Base Number	Contract	AT	Region	England
% of FP17s for the same patient ID Re-attending within 3 months - Children	12	313	3.8%	9.8%	11.4%	11.6%
% of FP17s for the same patient ID Re-attending within 3 months - Adults	164	1,175	14.0%	14.7%	15.0%	15.5%
% of FP17s for the same patient ID Re-attending between 3 & 9 months - Children	123	313	39.3%	52.8%	59.9%	58.8%
% of FP17s for the same patient ID Re-attending between 3 & 9 months - Adults	593	1,175	50.5%	48.0%	52.0%	51.1%
% of FP17s for Band 1 Urgent Courses	112	1,385	8.1%	8.0%	8.0%	9.0%
% of FP17s Relating to Free Repair or Replacements	7	1,385	0.5%	0.7%	0.8%	0.8%
% of FP17s Relating to Continuations	1	1,385	0.1%	0.8%	0.9%	0.9%
% of Patients satisfied with the dentistry they have received	0	0	N/A	92.8%	93.5%	93.3%
% of Patients satisfied with the time they had to wait for an appointment	0	0	N/A	89.7%	89.1%	88.9%

* This is based on patients treated on this contract for their most recent course of treatment. Figures in italics indicate the base number of FP17s or Patient Questionnaire responses are less than 100. N/A is shown where the base number of responses is less than 10 during the period. % is calculated as Quantity/Base number*100

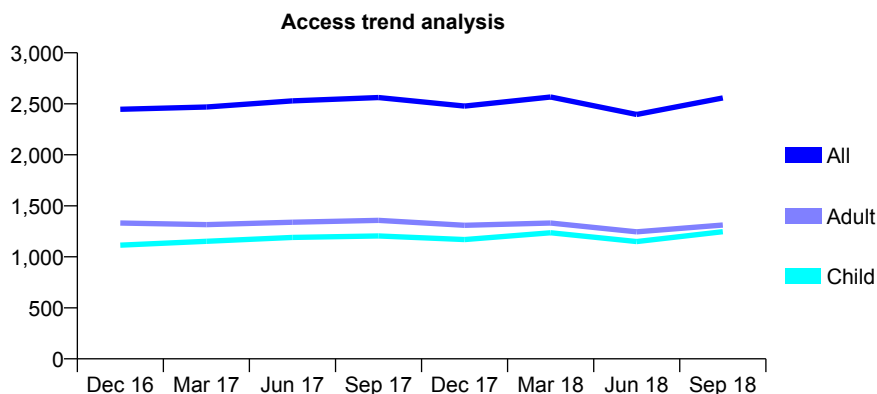
Q54 - Vital Signs At a Glance Contract Report for 150339/0001 - September 2018

Name or company name	Mr H Ahmed
Contract type name	GDS Contract
Purpose of contract	General
Contract start date	01/04/2006
Contract end date	

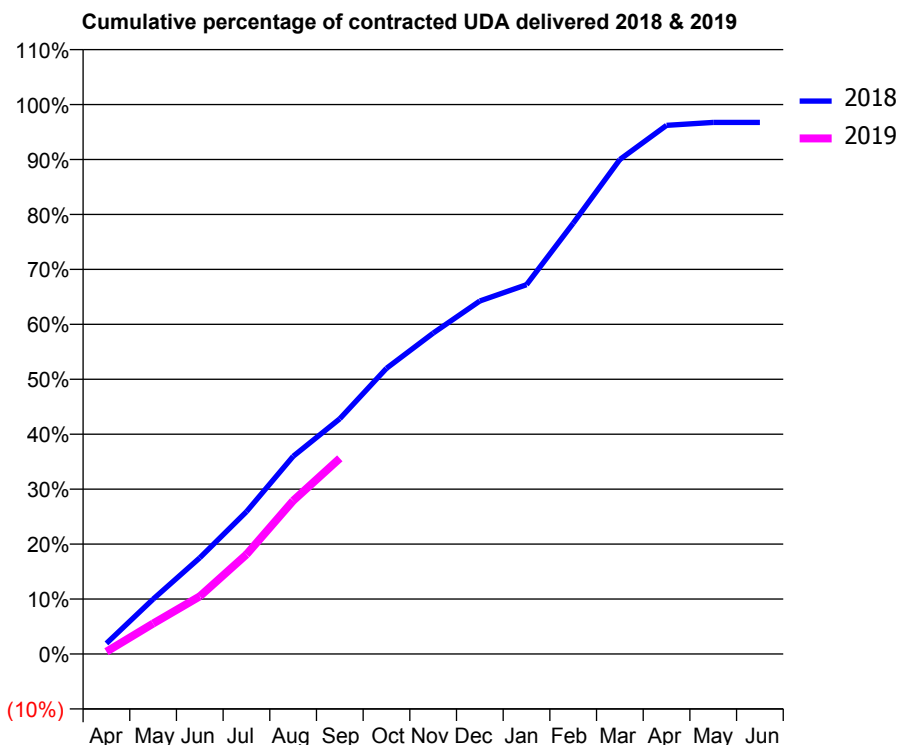
18/19 Contracted general activity (UDA)	10,078
Carry forward general activity (UDA)	328
18/19 Contracted orthodontic activity (UOA)	0
Carry forward orthodontic activity (UOA)	0
Baseline contract value	£251,752.48

ACCESS*

Patients seen in 24 months	Total	Change since previous quarter
Quarter ending September 2017	2,561	
Quarter ending December 2017	2,478	↓
Quarter ending March 2018	2,567	↑
Quarter ending June 2018	2,395	↓
Quarter ending September 2018	2,558	↑
Variance since September 2017	(0.1%)	→



ACTIVITY



Month	Adjusted Scheduled Activity (UDA)	
	2018	2019
April	194	43
May	1,007	559
June	1,766	1,059
July	2,612	1,825
August	3,626	2,810
September	4,316	3,589
October	5,239	
November	5,886	
December	6,475	
January	6,773	
February	7,899	
March	9,070	
April	9,695	
May	9,750	
June	9,750	

QUALITY

	Quantity	Base Number	Contract	AT	Region	England
% of FP17s for the same patient ID Re-attending within 3 months - Children	37	594	6.2%	9.8%	11.4%	11.6%
% of FP17s for the same patient ID Re-attending within 3 months - Adults	92	624	14.7%	14.7%	15.0%	15.5%
% of FP17s for the same patient ID Re-attending between 3 & 9 months - Children	139	594	23.4%	52.8%	59.9%	58.8%
% of FP17s for the same patient ID Re-attending between 3 & 9 months - Adults	155	624	24.8%	48.0%	52.0%	51.1%
% of FP17s for Band 1 Urgent Courses	97	1,071	9.1%	8.0%	8.0%	9.0%
% of FP17s Relating to Free Repair or Replacements	2	1,071	0.2%	0.7%	0.8%	0.8%
% of FP17s Relating to Continuations	9	1,071	0.8%	0.8%	0.9%	0.9%
% of Patients satisfied with the dentistry they have received	0	0	N/A	92.8%	93.5%	93.3%
% of Patients satisfied with the time they had to wait for an appointment	0	0	N/A	89.7%	89.1%	88.9%

* This is based on patients treated on this contract for their most recent course of treatment. Figures in italics indicate the base number of FP17s or Patient Questionnaire responses are less than 100. N/A is shown where the base number of responses is less than 10 during the period. % is calculated as Quantity/Base number*100

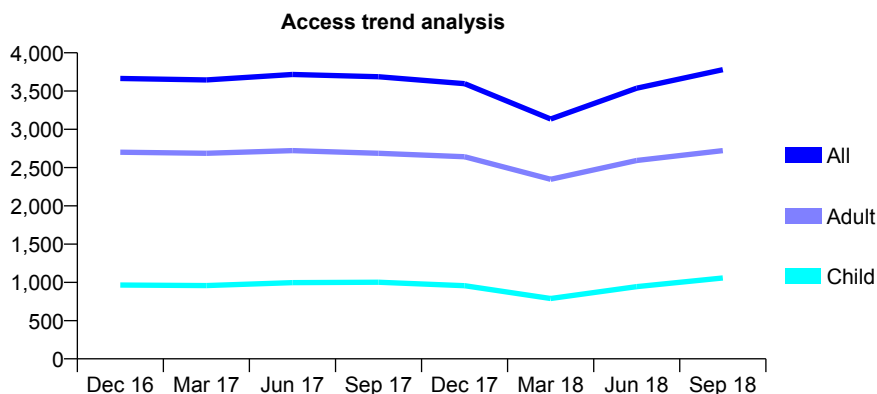
Q54 - Vital Signs At a Glance Contract Report for 150665/0001 - September 2018

Name or company name	Shaw & Jandu Dental Practice
Contract type name	GDS Contract
Purpose of contract	General and Orthodontic
Contract start date	01/04/2009
Contract end date	

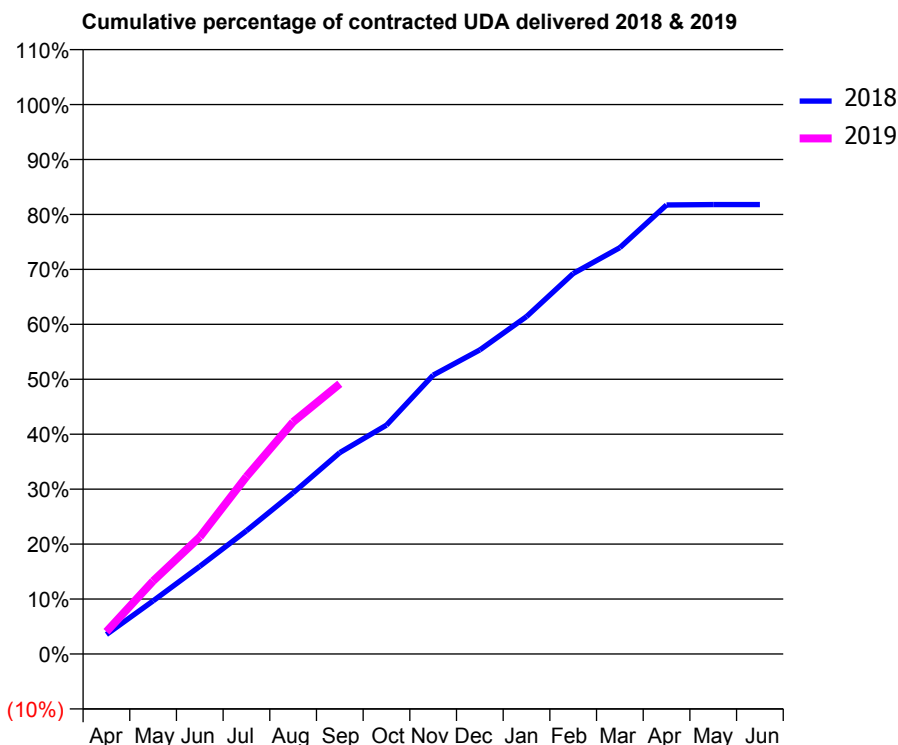
18/19 Contracted general activity (UDA)	10,110
Carry forward general activity (UDA)	0
18/19 Contracted orthodontic activity (UOA)	723
Carry forward orthodontic activity (UOA)	-14
Baseline contract value	£261,261.90

ACCESS*

Patients seen in 24 months	Total	Change since previous quarter
Quarter ending September 2017	3,688	
Quarter ending December 2017	3,597	↓
Quarter ending March 2018	3,135	↓
Quarter ending June 2018	3,537	↑
Quarter ending September 2018	3,779	↑
Variance since September 2017	2.5%	↑



ACTIVITY



Adjusted Scheduled Activity (UDA)		
Month	2018	2019
April	359	410
May	977	1,344
June	1,612	2,153
July	2,268	3,264
August	2,964	4,269
September	3,705	4,972
October	4,212	
November	5,131	
December	5,596	
January	6,208	
February	7,001	
March	7,477	
April	8,263	
May	8,270	
June	8,270	

QUALITY

	Quantity	Base Number	Contract	AT	Region	England
% of FP17s for the same patient ID Re-attending within 3 months - Children	76	1,018	7.5%	9.8%	11.4%	11.6%
% of FP17s for the same patient ID Re-attending within 3 months - Adults	230	2,370	9.7%	14.7%	15.0%	15.5%
% of FP17s for the same patient ID Re-attending between 3 & 9 months - Children	361	1,018	35.5%	52.8%	59.9%	58.8%
% of FP17s for the same patient ID Re-attending between 3 & 9 months - Adults	994	2,370	41.9%	48.0%	52.0%	51.1%
% of FP17s for Band 1 Urgent Courses	210	3,012	7.0%	8.0%	8.0%	9.0%
% of FP17s Relating to Free Repair or Replacements	11	3,012	0.4%	0.7%	0.8%	0.8%
% of FP17s Relating to Continuations	6	3,012	0.2%	0.8%	0.9%	0.9%
% of Patients satisfied with the dentistry they have received	2	2	N/A	92.8%	93.5%	93.3%
% of Patients satisfied with the time they had to wait for an appointment	2	2	N/A	89.7%	89.1%	88.9%

* This is based on patients treated on this contract for their most recent course of treatment. Figures in italics indicate the base number of FP17s or Patient Questionnaire responses are less than 100. N/A is shown where the base number of responses is less than 10 during the period. % is calculated as Quantity/Base number*100

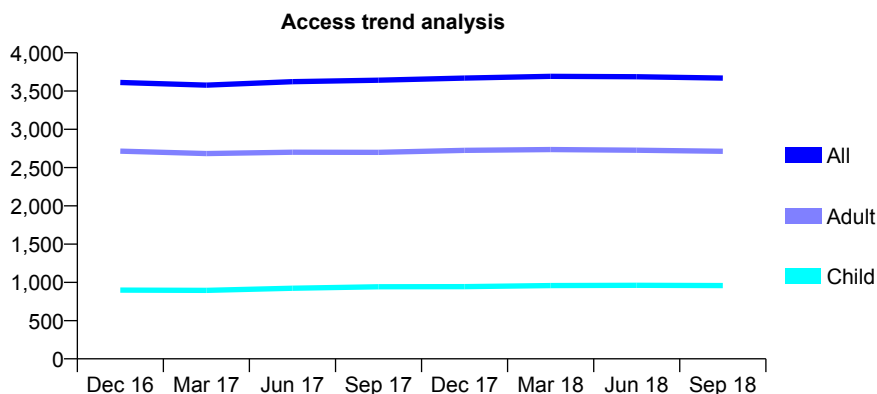
Q54 - Vital Signs At a Glance Contract Report for 151351/0001 - September 2018

Name or company name	Dr N Hayre and Dr AP Najran
Contract type name	GDS Contract
Purpose of contract	General
Contract start date	01/10/2011
Contract end date	

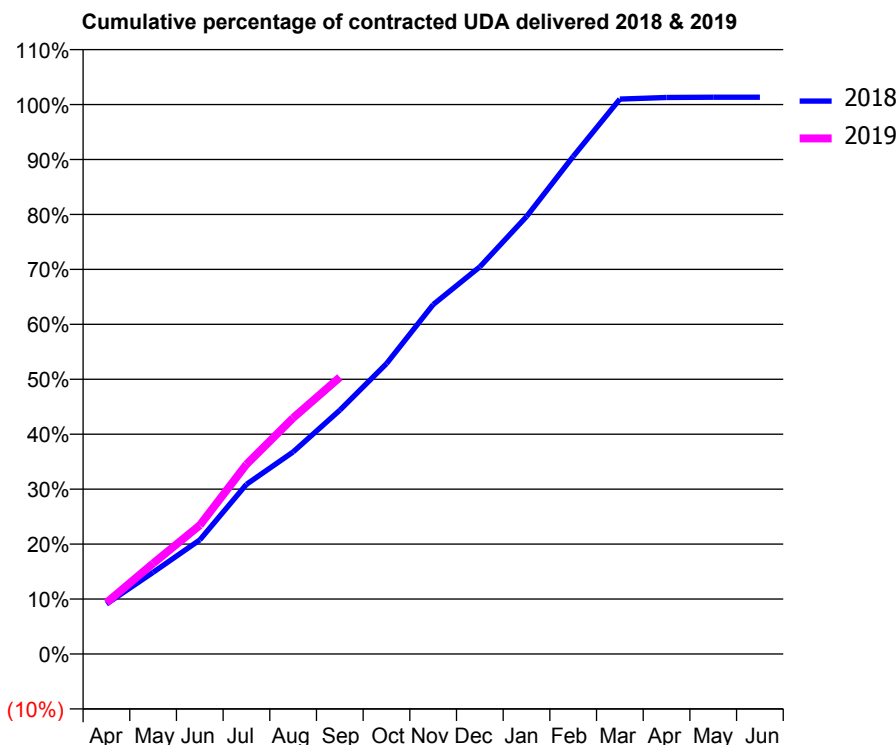
18/19 Contracted general activity (UDA)	11,705
Carry forward general activity (UDA)	-154
18/19 Contracted orthodontic activity (UOA)	0
Carry forward orthodontic activity (UOA)	0
Baseline contract value	£255,927.07

ACCESS*

Patients seen in 24 months	Total	Change since previous quarter
Quarter ending September 2017	3,641	
Quarter ending December 2017	3,669	→
Quarter ending March 2018	3,693	→
Quarter ending June 2018	3,688	→
Quarter ending September 2018	3,670	→
Variance since September 2017	0.8%	→



ACTIVITY



Month	Adjusted Scheduled Activity (UDA)	
	2018	2019
April	1,068	1,092
May	1,739	1,931
June	2,429	2,743
July	3,615	4,041
August	4,304	5,029
September	5,193	5,896
October	6,186	
November	7,444	
December	8,248	
January	9,319	
February	10,599	
March	11,821	
April	11,856	
May	11,859	
June	11,859	

QUALITY

	Quantity	Base Number	Contract	AT	Region	England
% of FP17s for the same patient ID Re-attending within 3 months - Children	60	772	7.8%	9.8%	11.4%	11.6%
% of FP17s for the same patient ID Re-attending within 3 months - Adults	254	2,040	12.5%	14.7%	15.0%	15.5%
% of FP17s for the same patient ID Re-attending between 3 & 9 months - Children	531	772	68.8%	52.8%	59.9%	58.8%
% of FP17s for the same patient ID Re-attending between 3 & 9 months - Adults	1,359	2,040	66.6%	48.0%	52.0%	51.1%
% of FP17s for Band 1 Urgent Courses	154	2,798	5.5%	8.0%	8.0%	9.0%
% of FP17s Relating to Free Repair or Replacements	25	2,798	0.9%	0.7%	0.8%	0.8%
% of FP17s Relating to Continuations	5	2,798	0.2%	0.8%	0.9%	0.9%
% of Patients satisfied with the dentistry they have received	1	1	N/A	92.8%	93.5%	93.3%
% of Patients satisfied with the time they had to wait for an appointment	1	1	N/A	89.7%	89.1%	88.9%

* This is based on patients treated on this contract for their most recent course of treatment. Figures in italics indicate the base number of FP17s or Patient Questionnaire responses are less than 100. N/A is shown where the base number of responses is less than 10 during the period. % is calculated as Quantity/Base number*100

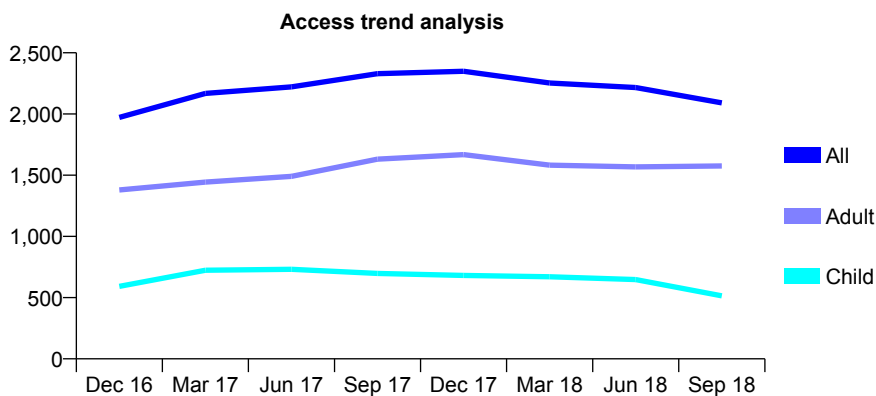
Q54 - Vital Signs At a Glance Contract Report for 154873/0001 - September 2018

Name or company name	Dental Clinique Ltd
Contract type name	GDS Contract
Purpose of contract	General
Contract start date	01/04/2011
Contract end date	

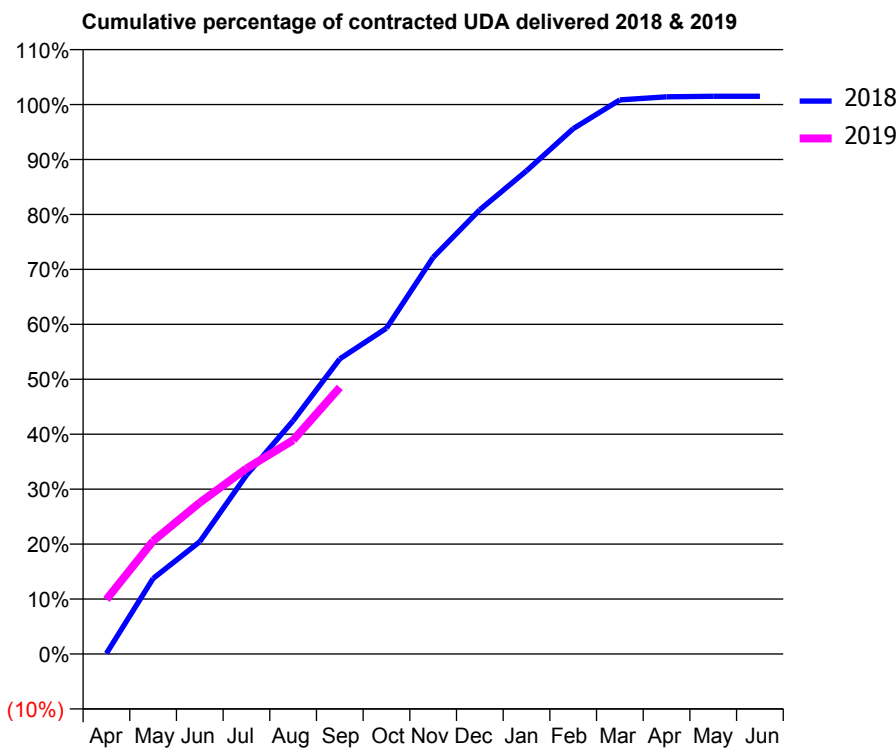
18/19 Contracted general activity (UDA)	6,928
Carry forward general activity (UDA)	-103
18/19 Contracted orthodontic activity (UOA)	0
Carry forward orthodontic activity (UOA)	0
Baseline contract value	£195,789.33

ACCESS*

Patients seen in 24 months	Total	Change since previous quarter
Quarter ending September 2017	2,329	
Quarter ending December 2017	2,349	→
Quarter ending March 2018	2,253	↓
Quarter ending June 2018	2,216	↓
Quarter ending September 2018	2,091	↓
Variance since September 2017	(10.2%)	↓



ACTIVITY



Month	Adjusted Scheduled Activity (UDA)	
	2018	2019
April	7	688
May	952	1,425
June	1,416	1,909
July	2,255	2,340
August	2,942	2,696
September	3,721	3,362
October	4,108	
November	5,002	
December	5,601	
January	6,091	
February	6,623	
March	6,986	
April	7,024	
May	7,031	
June	7,031	

QUALITY

	Quantity	Base Number	Contract	AT	Region	England
% of FP17s for the same patient ID Re-attending within 3 months - Children	25	366	6.8%	9.8%	11.4%	11.6%
% of FP17s for the same patient ID Re-attending within 3 months - Adults	91	979	9.3%	14.7%	15.0%	15.5%
% of FP17s for the same patient ID Re-attending between 3 & 9 months - Children	183	366	50.0%	52.8%	59.9%	58.8%
% of FP17s for the same patient ID Re-attending between 3 & 9 months - Adults	405	979	41.4%	48.0%	52.0%	51.1%
% of FP17s for Band 1 Urgent Courses	89	1,313	6.8%	8.0%	8.0%	9.0%
% of FP17s Relating to Free Repair or Replacements	7	1,313	0.5%	0.7%	0.8%	0.8%
% of FP17s Relating to Continuations	8	1,313	0.6%	0.8%	0.9%	0.9%
% of Patients satisfied with the dentistry they have received	0	0	N/A	92.8%	93.5%	93.3%
% of Patients satisfied with the time they had to wait for an appointment	0	0	N/A	89.7%	89.1%	88.9%

* This is based on patients treated on this contract for their most recent course of treatment. Figures in italics indicate the base number of FP17s or Patient Questionnaire responses are less than 100. N/A is shown where the base number of responses is less than 10 during the period. % is calculated as Quantity/Base number*100

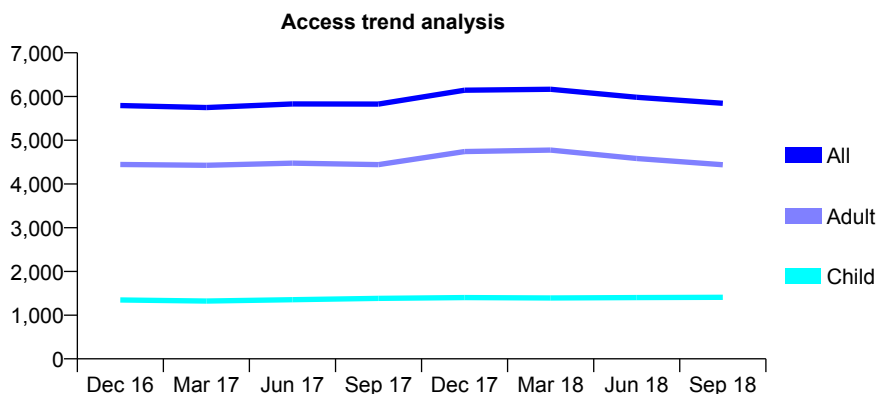
Q54 - Vital Signs At a Glance Contract Report for 155861/0001 - September 2018

Name or company name	Bilston Dental Surgery
Contract type name	GDS Contract
Purpose of contract	General and Orthodontic
Contract start date	25/02/2011
Contract end date	

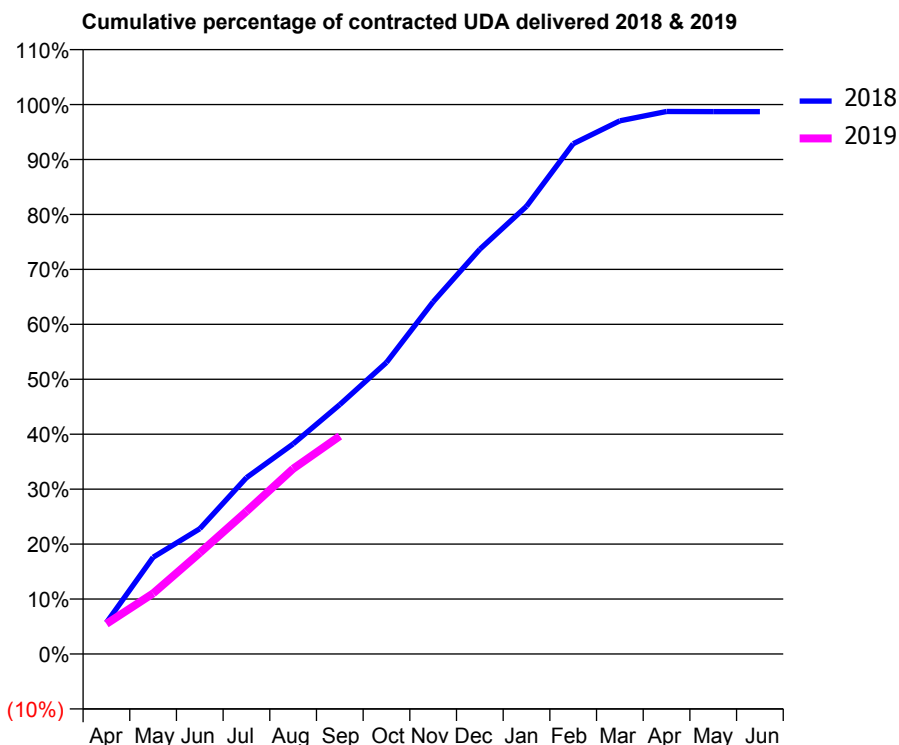
18/19 Contracted general activity (UDA)	16,221
Carry forward general activity (UDA)	209
18/19 Contracted orthodontic activity (UOA)	554
Carry forward orthodontic activity (UOA)	-18
Baseline contract value	£383,470.32

ACCESS*

Patients seen in 24 months	Total	Change since previous quarter
Quarter ending September 2017	5,827	
Quarter ending December 2017	6,144	↑
Quarter ending March 2018	6,166	→
Quarter ending June 2018	5,982	↓
Quarter ending September 2018	5,846	↓
Variance since September 2017	0.3%	→



ACTIVITY



Month	Adjusted Scheduled Activity (UDA)	
	2018	2019
April	929	893
May	2,856	1,789
June	3,697	2,986
July	5,206	4,209
August	6,200	5,470
September	7,364	6,436
October	8,608	
November	10,399	
December	11,947	
January	13,217	
February	15,063	
March	15,739	
April	16,014	
May	16,011	
June	16,012	

QUALITY

	Quantity	Base Number	Contract	AT	Region	England
% of FP17s for the same patient ID Re-attending within 3 months - Children	136	1,150	11.8%	9.8%	11.4%	11.6%
% of FP17s for the same patient ID Re-attending within 3 months - Adults	163	1,404	11.6%	14.7%	15.0%	15.5%
% of FP17s for the same patient ID Re-attending between 3 & 9 months - Children	594	1,150	51.7%	52.8%	59.9%	58.8%
% of FP17s for the same patient ID Re-attending between 3 & 9 months - Adults	615	1,404	43.8%	48.0%	52.0%	51.1%
% of FP17s for Band 1 Urgent Courses	105	2,375	4.4%	8.0%	8.0%	9.0%
% of FP17s Relating to Free Repair or Replacements	2	2,375	0.1%	0.7%	0.8%	0.8%
% of FP17s Relating to Continuations	1	2,375	0.0%	0.8%	0.9%	0.9%
% of Patients satisfied with the dentistry they have received	5	5	N/A	92.8%	93.5%	93.3%
% of Patients satisfied with the time they had to wait for an appointment	4	5	N/A	89.7%	89.1%	88.9%

* This is based on patients treated on this contract for their most recent course of treatment. Figures in italics indicate the base number of FP17s or Patient Questionnaire responses are less than 100. N/A is shown where the base number of responses is less than 10 during the period. % is calculated as Quantity/Base number*100

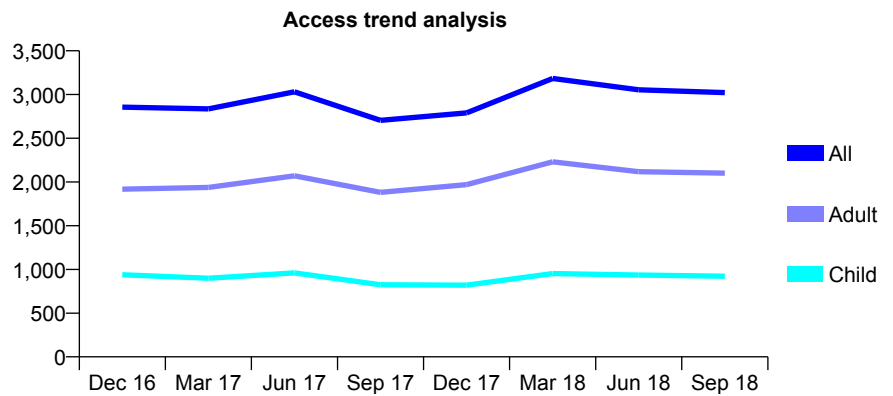
Q54 - Vital Signs At a Glance Contract Report for 157422/0001 - September 2018

Name or company name	Priory Dental Practice
Contract type name	GDS Contract
Purpose of contract	General
Contract start date	01/03/2009
Contract end date	

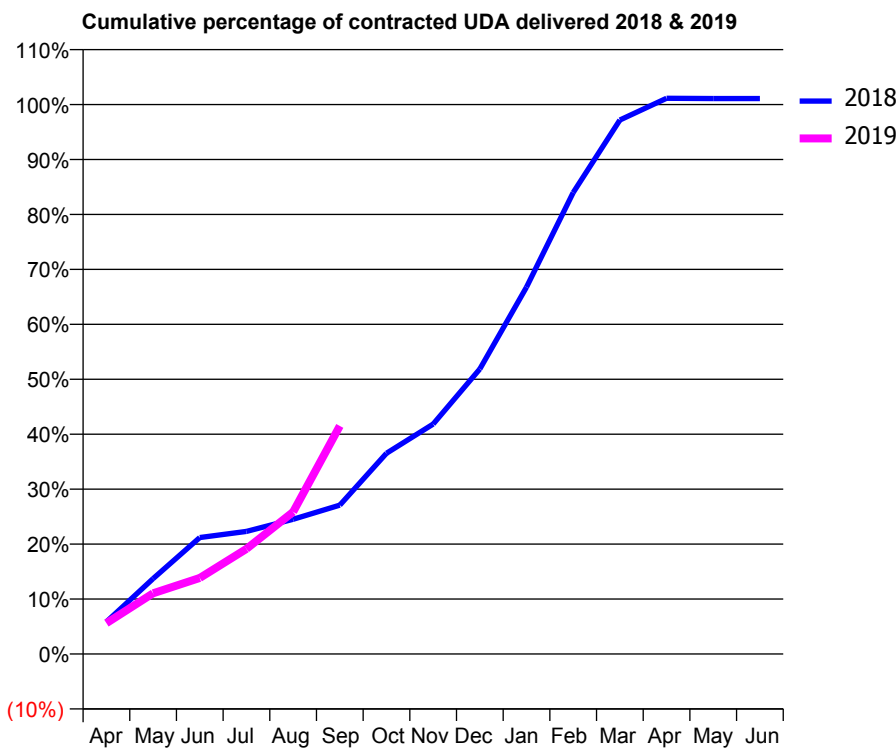
18/19 Contracted general activity (UDA)	5,749
Carry forward general activity (UDA)	-62
18/19 Contracted orthodontic activity (UOA)	0
Carry forward orthodontic activity (UOA)	0
Baseline contract value	£154,016.50

ACCESS*

Patients seen in 24 months	Total	Change since previous quarter
Quarter ending September 2017	2,705	
Quarter ending December 2017	2,790	↑
Quarter ending March 2018	3,183	↑
Quarter ending June 2018	3,054	↓
Quarter ending September 2018	3,022	↓
Variance since September 2017	11.7%	↑



ACTIVITY



Month	Adjusted Scheduled Activity (UDA)	
	2018	2019
April	337	323
May	789	635
June	1,219	796
July	1,282	1,099
August	1,410	1,486
September	1,557	2,386
October	2,101	
November	2,406	
December	2,981	
January	3,839	
February	4,827	
March	5,586	
April	5,814	
May	5,811	
June	5,812	

QUALITY

	Quantity	Base Number	Contract	AT	Region	England
% of FP17s for the same patient ID Re-attending within 3 months - Children	21	685	3.1%	9.8%	11.4%	11.6%
% of FP17s for the same patient ID Re-attending within 3 months - Adults	83	940	8.8%	14.7%	15.0%	15.5%
% of FP17s for the same patient ID Re-attending between 3 & 9 months - Children	354	685	51.7%	52.8%	59.9%	58.8%
% of FP17s for the same patient ID Re-attending between 3 & 9 months - Adults	395	940	42.0%	48.0%	52.0%	51.1%
% of FP17s for Band 1 Urgent Courses	84	1,257	6.7%	8.0%	8.0%	9.0%
% of FP17s Relating to Free Repair or Replacements	9	1,257	0.7%	0.7%	0.8%	0.8%
% of FP17s Relating to Continuations	2	1,257	0.2%	0.8%	0.9%	0.9%
% of Patients satisfied with the dentistry they have received	0	0	N/A	92.8%	93.5%	93.3%
% of Patients satisfied with the time they had to wait for an appointment	0	0	N/A	89.7%	89.1%	88.9%

* This is based on patients treated on this contract for their most recent course of treatment. Figures in italics indicate the base number of FP17s or Patient Questionnaire responses are less than 100. N/A is shown where the base number of responses is less than 10 during the period. % is calculated as Quantity/Base number*100

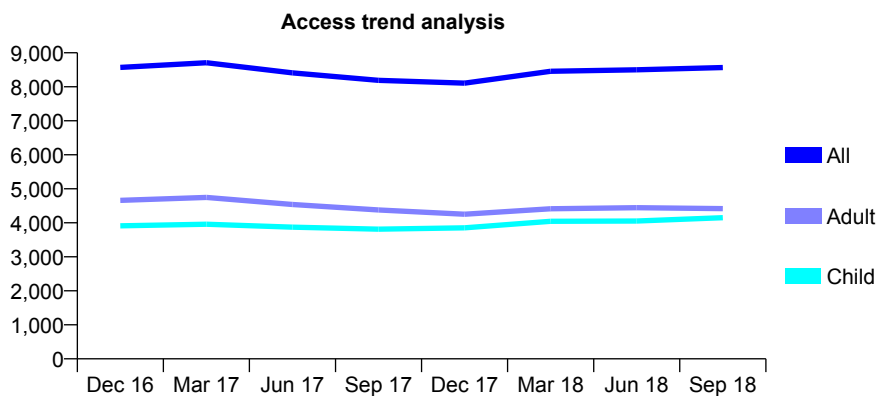
Q54 - Vital Signs At a Glance Contract Report for 158054/0001 - September 2018

Name or company name	Ward End Dental Practice Partnership
Contract type name	GDS Contract
Purpose of contract	General
Contract start date	01/04/2007
Contract end date	

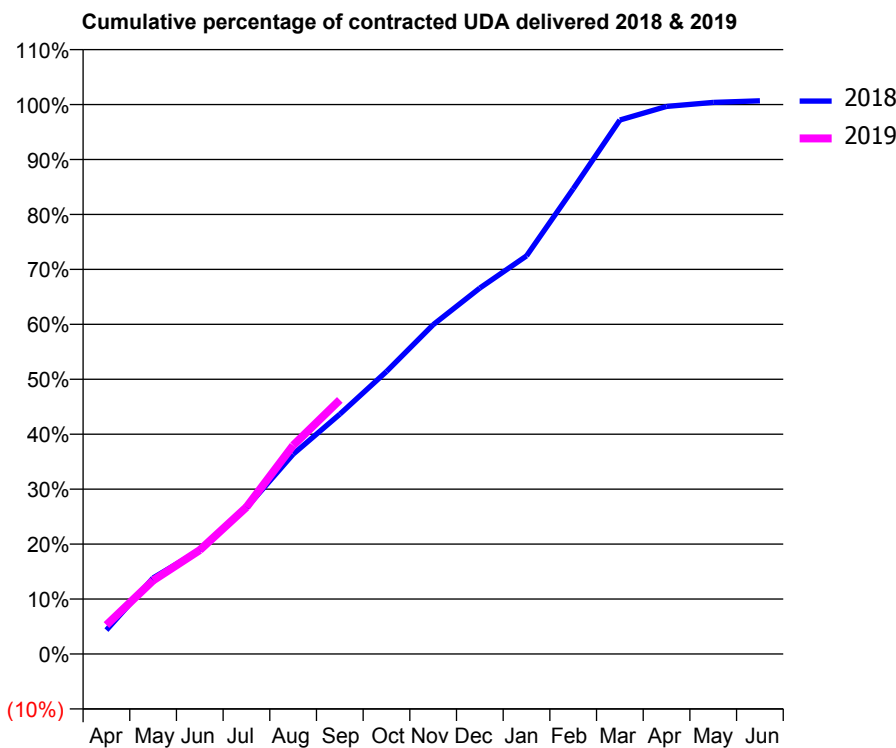
18/19 Contracted general activity (UDA)	23,513
Carry forward general activity (UDA)	-157
18/19 Contracted orthodontic activity (UOA)	0
Carry forward orthodontic activity (UOA)	0
Baseline contract value	£502,124.75

ACCESS*

Patients seen in 24 months	Total	Change since previous quarter
Quarter ending September 2017	8,191	
Quarter ending December 2017	8,106	↓
Quarter ending March 2018	8,458	↑
Quarter ending June 2018	8,499	→
Quarter ending September 2018	8,568	→
Variance since September 2017	4.6%	↑



ACTIVITY



Month	Adjusted Scheduled Activity (UDA)	
	2018	2019
April	1,026	1,239
May	3,257	3,149
June	4,449	4,450
July	6,262	6,287
August	8,553	8,926
September	10,259	10,870
October	12,088	
November	14,093	
December	15,660	
January	17,037	
February	19,906	
March	22,848	
April	23,430	
May	23,605	
June	23,671	

QUALITY

	Quantity	Base Number	Contract	AT	Region	England
% of FP17s for the same patient ID Re-attending within 3 months - Children	151	2,502	6.0%	9.8%	11.4%	11.6%
% of FP17s for the same patient ID Re-attending within 3 months - Adults	395	2,400	16.5%	14.7%	15.0%	15.5%
% of FP17s for the same patient ID Re-attending between 3 & 9 months - Children	1,231	2,502	49.2%	52.8%	59.9%	58.8%
% of FP17s for the same patient ID Re-attending between 3 & 9 months - Adults	904	2,400	37.7%	48.0%	52.0%	51.1%
% of FP17s for Band 1 Urgent Courses	818	4,587	17.8%	8.0%	8.0%	9.0%
% of FP17s Relating to Free Repair or Replacements	3	4,587	0.1%	0.7%	0.8%	0.8%
% of FP17s Relating to Continuations	29	4,587	0.6%	0.8%	0.9%	0.9%
% of Patients satisfied with the dentistry they have received	2	2	N/A	92.8%	93.5%	93.3%
% of Patients satisfied with the time they had to wait for an appointment	2	2	N/A	89.7%	89.1%	88.9%

* This is based on patients treated on this contract for their most recent course of treatment. Figures in italics indicate the base number of FP17s or Patient Questionnaire responses are less than 100. N/A is shown where the base number of responses is less than 10 during the period. % is calculated as Quantity/Base number*100

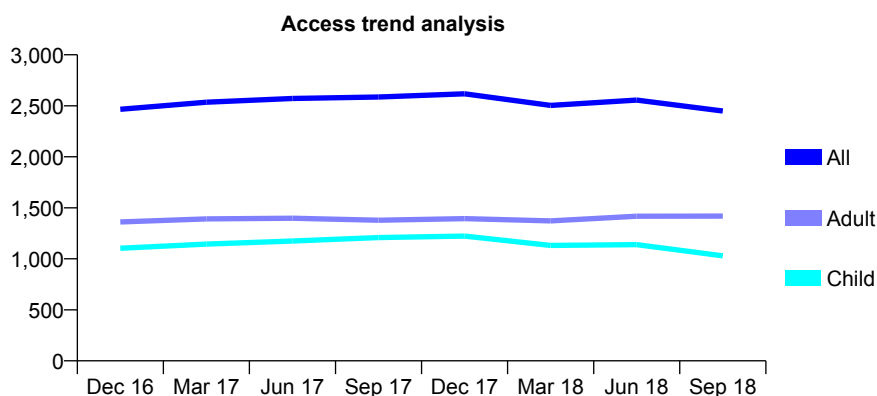
Q54 - Vital Signs At a Glance Contract Report for 158119/0001 - September 2018

Name or company name	Mr H Ahmed
Contract type name	GDS Contract
Purpose of contract	General
Contract start date	01/04/2006
Contract end date	

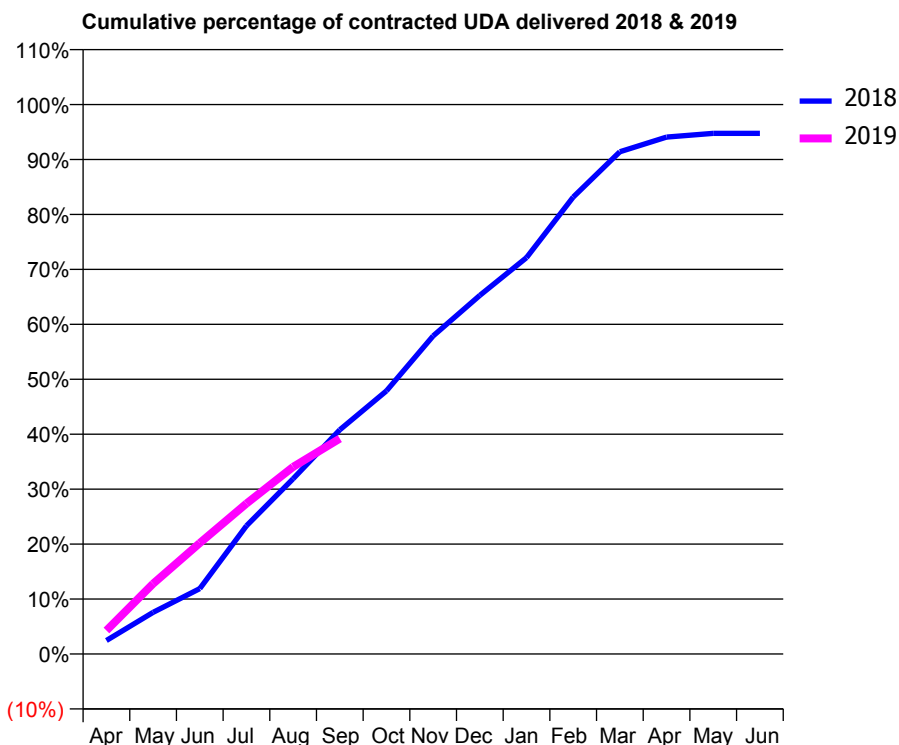
18/19 Contracted general activity (UDA)	11,721
Carry forward general activity (UDA)	0
18/19 Contracted orthodontic activity (UOA)	0
Carry forward orthodontic activity (UOA)	0
Baseline contract value	£287,417.33

ACCESS*

Patients seen in 24 months	Total	Change since previous quarter
Quarter ending September 2017	2,586	
Quarter ending December 2017	2,617	→
Quarter ending March 2018	2,504	↓
Quarter ending June 2018	2,556	↑
Quarter ending September 2018	2,449	↓
Variance since September 2017	(5.3%)	↓



ACTIVITY



Month	Adjusted Scheduled Activity (UDA)	
	2018	2019
April	288	501
May	888	1,502
June	1,396	2,367
July	2,734	3,211
August	3,738	3,993
September	4,782	4,594
October	5,613	
November	6,785	
December	7,650	
January	8,455	
February	9,747	
March	10,714	
April	11,027	
May	11,107	
June	11,107	

QUALITY

	Quantity	Base Number	Contract	AT	Region	England
% of FP17s for the same patient ID Re-attending within 3 months - Children	24	531	4.5%	9.8%	11.4%	11.6%
% of FP17s for the same patient ID Re-attending within 3 months - Adults	136	821	16.6%	14.7%	15.0%	15.5%
% of FP17s for the same patient ID Re-attending between 3 & 9 months - Children	187	531	35.2%	52.8%	59.9%	58.8%
% of FP17s for the same patient ID Re-attending between 3 & 9 months - Adults	224	821	27.3%	48.0%	52.0%	51.1%
% of FP17s for Band 1 Urgent Courses	157	1,240	12.7%	8.0%	8.0%	9.0%
% of FP17s Relating to Free Repair or Replacements	1	1,240	0.1%	0.7%	0.8%	0.8%
% of FP17s Relating to Continuations	14	1,240	1.1%	0.8%	0.9%	0.9%
% of Patients satisfied with the dentistry they have received	1	1	N/A	92.8%	93.5%	93.3%
% of Patients satisfied with the time they had to wait for an appointment	1	1	N/A	89.7%	89.1%	88.9%

* This is based on patients treated on this contract for their most recent course of treatment. Figures in italics indicate the base number of FP17s or Patient Questionnaire responses are less than 100. N/A is shown where the base number of responses is less than 10 during the period. % is calculated as Quantity/Base number*100

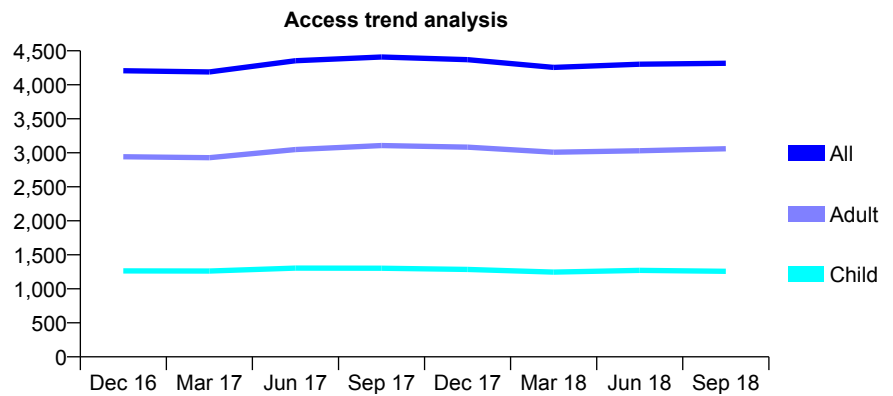
Q54 - Vital Signs At a Glance Contract Report for 159948/0001 - September 2018

Name or company name	Grove Lane Dental Surgery
Contract type name	GDS Contract
Purpose of contract	General
Contract start date	21/02/2011
Contract end date	

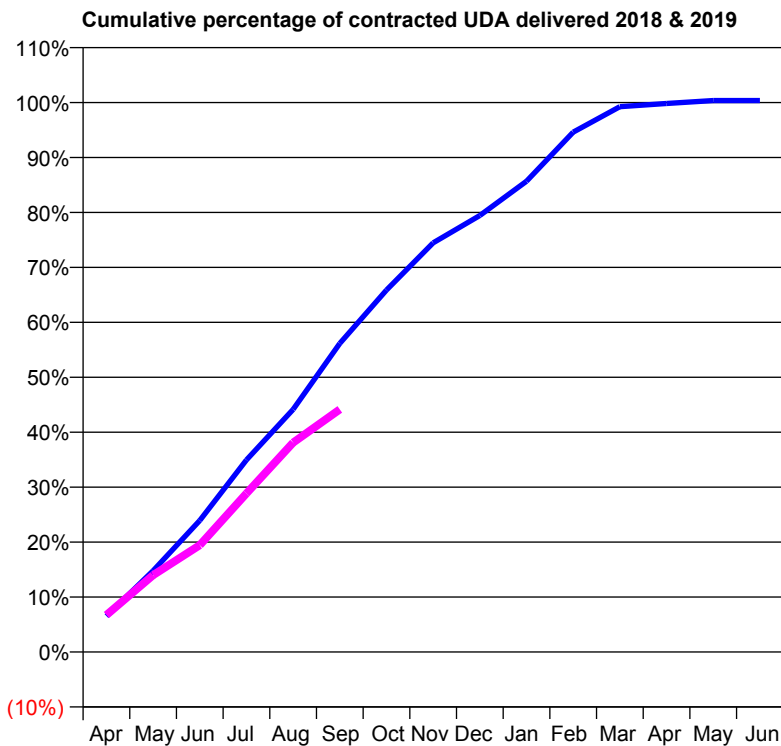
18/19 Contracted general activity (UDA)	13,862
Carry forward general activity (UDA)	-48
18/19 Contracted orthodontic activity (UOA)	0
Carry forward orthodontic activity (UOA)	0
Baseline contract value	£339,118.13

ACCESS*

Patients seen in 24 months	Total	Change since previous quarter
Quarter ending September 2017	4,409	
Quarter ending December 2017	4,370	→
Quarter ending March 2018	4,255	↓
Quarter ending June 2018	4,302	→
Quarter ending September 2018	4,317	→
Variance since September 2017	(2.1%)	↓



ACTIVITY



Month	Adjusted Scheduled Activity (UDA)	
	2018	2019
April	905	935
May	2,051	1,939
June	3,319	2,696
July	4,844	4,002
August	6,119	5,284
September	7,785	6,121
October	9,132	
November	10,323	
December	11,012	
January	11,875	
February	13,115	
March	13,758	
April	13,838	
May	13,911	
June	13,911	

QUALITY

	Quantity	Base Number	Contract	AT	Region	England
% of FP17s for the same patient ID Re-attending within 3 months - Children	42	555	7.6%	9.8%	11.4%	11.6%
% of FP17s for the same patient ID Re-attending within 3 months - Adults	290	1,435	20.2%	14.7%	15.0%	15.5%
% of FP17s for the same patient ID Re-attending between 3 & 9 months - Children	154	555	27.7%	52.8%	59.9%	58.8%
% of FP17s for the same patient ID Re-attending between 3 & 9 months - Adults	373	1,435	26.0%	48.0%	52.0%	51.1%
% of FP17s for Band 1 Urgent Courses	308	1,923	16.0%	8.0%	8.0%	9.0%
% of FP17s Relating to Free Repair or Replacements	2	1,923	0.1%	0.7%	0.8%	0.8%
% of FP17s Relating to Continuations	0	1,923	0.0%	0.8%	0.9%	0.9%
% of Patients satisfied with the dentistry they have received	2	2	N/A	92.8%	93.5%	93.3%
% of Patients satisfied with the time they had to wait for an appointment	2	2	N/A	89.7%	89.1%	88.9%

* This is based on patients treated on this contract for their most recent course of treatment. Figures in italics indicate the base number of FP17s or Patient Questionnaire responses are less than 100. N/A is shown where the base number of responses is less than 10 during the period. % is calculated as Quantity/Base number*100

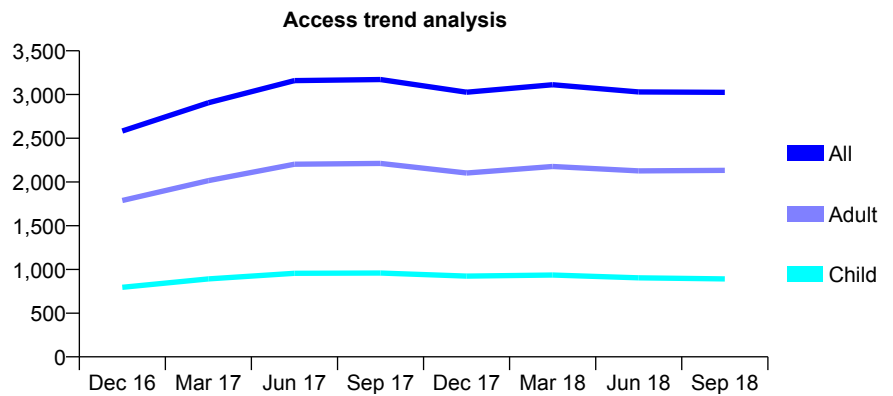
Q54 - Vital Signs At a Glance Contract Report for 160857/0001 - September 2018

Name or company name	Handsworth Dental Practice
Contract type name	GDS Contract
Purpose of contract	General
Contract start date	01/09/2015
Contract end date	

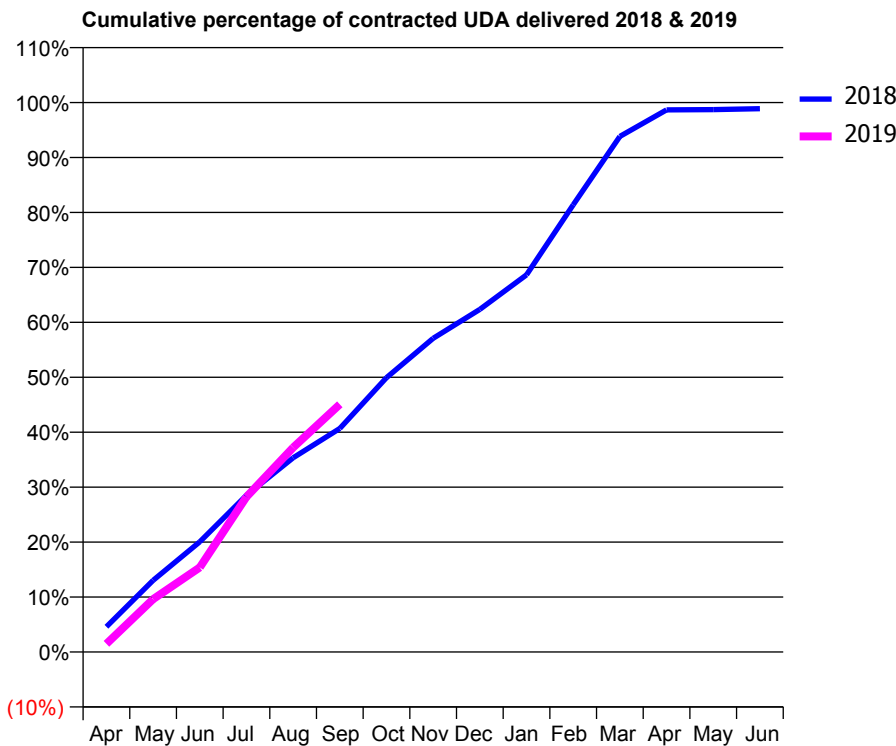
18/19 Contracted general activity (UDA)	9,200
Carry forward general activity (UDA)	273
18/19 Contracted orthodontic activity (UOA)	0
Carry forward orthodontic activity (UOA)	0
Baseline contract value	£225,296.91

ACCESS*

Patients seen in 24 months	Total	Change since previous quarter
Quarter ending September 2017	3,171	
Quarter ending December 2017	3,027	↓
Quarter ending March 2018	3,112	↑
Quarter ending June 2018	3,029	↓
Quarter ending September 2018	3,025	→
Variance since September 2017	(4.6%)	↓



ACTIVITY



Month	Adjusted Scheduled Activity (UDA)	
	2018	2019
April	423	137
May	1,199	886
June	1,844	1,417
July	2,625	2,597
August	3,253	3,423
September	3,744	4,148
October	4,593	
November	5,252	
December	5,738	
January	6,315	
February	7,487	
March	8,632	
April	9,077	
May	9,082	
June	9,098	

QUALITY

	Quantity	Base Number	Contract	AT	Region	England
% of FP17s for the same patient ID Re-attending within 3 months - Children	34	387	8.8%	9.8%	11.4%	11.6%
% of FP17s for the same patient ID Re-attending within 3 months - Adults	110	964	11.4%	14.7%	15.0%	15.5%
% of FP17s for the same patient ID Re-attending between 3 & 9 months - Children	95	387	24.5%	52.8%	59.9%	58.8%
% of FP17s for the same patient ID Re-attending between 3 & 9 months - Adults	236	964	24.5%	48.0%	52.0%	51.1%
% of FP17s for Band 1 Urgent Courses	123	1,257	9.8%	8.0%	8.0%	9.0%
% of FP17s Relating to Free Repair or Replacements	4	1,257	0.3%	0.7%	0.8%	0.8%
% of FP17s Relating to Continuations	3	1,257	0.2%	0.8%	0.9%	0.9%
% of Patients satisfied with the dentistry they have received	0	0	N/A	92.8%	93.5%	93.3%
% of Patients satisfied with the time they had to wait for an appointment	0	0	N/A	89.7%	89.1%	88.9%

* This is based on patients treated on this contract for their most recent course of treatment. Figures in italics indicate the base number of FP17s or Patient Questionnaire responses are less than 100. N/A is shown where the base number of responses is less than 10 during the period. % is calculated as Quantity/Base number*100

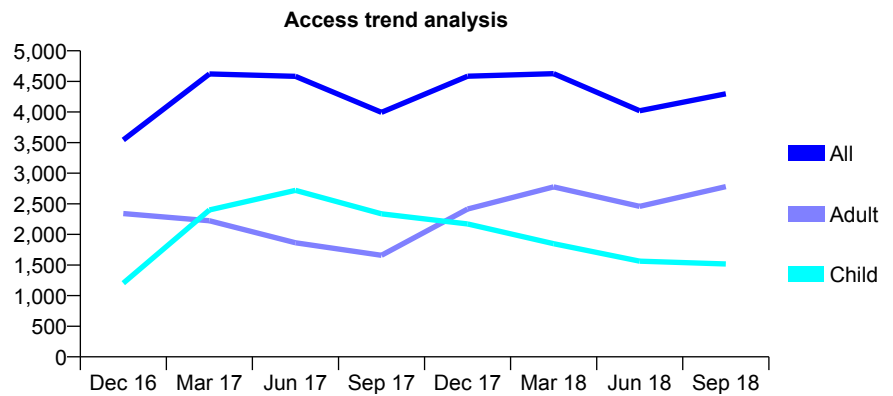
Q54 - Vital Signs At a Glance Contract Report for 161446/0001 - September 2018

Name or company name	Amit A Duggal & Gurpreet K Duggal
Contract type name	GDS Contract
Purpose of contract	General
Contract start date	01/01/2013
Contract end date	

18/19 Contracted general activity (UDA)	9,647
Carry forward general activity (UDA)	383
18/19 Contracted orthodontic activity (UOA)	0
Carry forward orthodontic activity (UOA)	0
Baseline contract value	£230,739.39

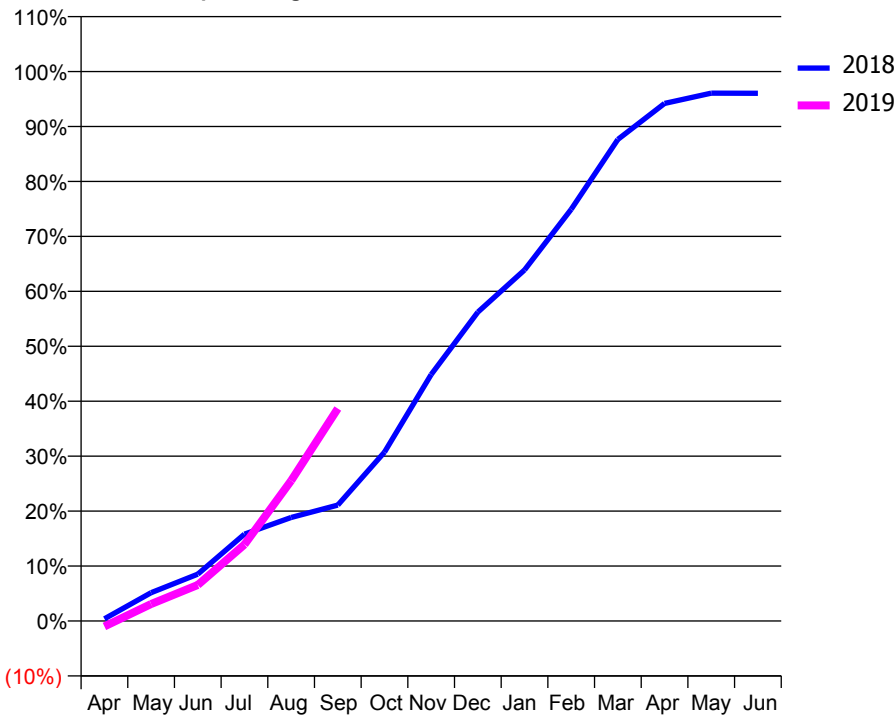
ACCESS*

Patients seen in 24 months	Total	Change since previous quarter
Quarter ending September 2017	3,994	
Quarter ending December 2017	4,585	↑
Quarter ending March 2018	4,626	→
Quarter ending June 2018	4,021	↓
Quarter ending September 2018	4,297	↑
Variance since September 2017	7.6%	↑



ACTIVITY

Cumulative percentage of contracted UDA delivered 2018 & 2019



Month	Adjusted Scheduled Activity (UDA)	
	2018	2019
April	39	-97
May	497	298
June	824	633
July	1,524	1,343
August	1,819	2,465
September	2,036	3,732
October	2,966	
November	4,327	
December	5,423	
January	6,164	
February	7,229	
March	8,456	
April	9,088	
May	9,267	
June	9,264	

QUALITY

	Quantity	Base Number	Contract	AT	Region	England
% of FP17s for the same patient ID Re-attending within 3 months - Children	9	812	1.1%	9.8%	11.4%	11.6%
% of FP17s for the same patient ID Re-attending within 3 months - Adults	122	1,914	6.4%	14.7%	15.0%	15.5%
% of FP17s for the same patient ID Re-attending between 3 & 9 months - Children	281	812	34.6%	52.8%	59.9%	58.8%
% of FP17s for the same patient ID Re-attending between 3 & 9 months - Adults	675	1,914	35.3%	48.0%	52.0%	51.1%
% of FP17s for Band 1 Urgent Courses	136	2,355	5.8%	8.0%	8.0%	9.0%
% of FP17s Relating to Free Repair or Replacements	16	2,355	0.7%	0.7%	0.8%	0.8%
% of FP17s Relating to Continuations	6	2,355	0.3%	0.8%	0.9%	0.9%
% of Patients satisfied with the dentistry they have received	8	9	N/A	92.8%	93.5%	93.3%
% of Patients satisfied with the time they had to wait for an appointment	8	9	N/A	89.7%	89.1%	88.9%

* This is based on patients treated on this contract for their most recent course of treatment. Figures in italics indicate the base number of FP17s or Patient Questionnaire responses are less than 100. N/A is shown where the base number of responses is less than 10 during the period. % is calculated as Quantity/Base number*100

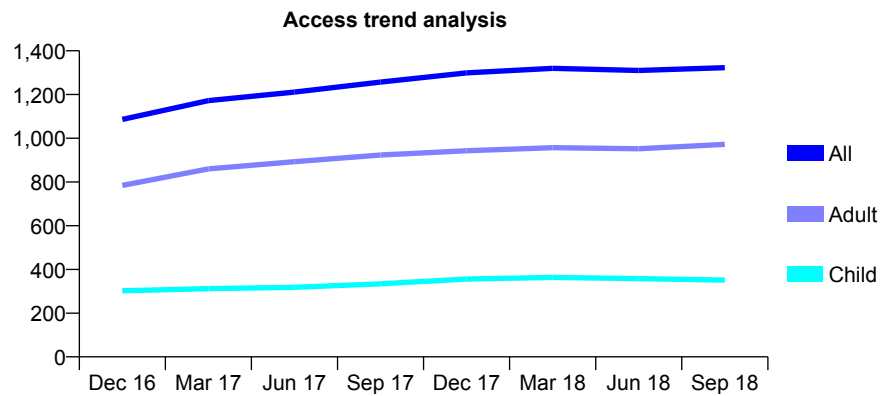
Q54 - Vital Signs At a Glance Contract Report for 162884/0001 - September 2018

Name or company name	Redhill Dental Practice
Contract type name	GDS Contract
Purpose of contract	General
Contract start date	01/02/2010
Contract end date	

18/19 Contracted general activity (UDA)	4,286
Carry forward general activity (UDA)	153
18/19 Contracted orthodontic activity (UOA)	0
Carry forward orthodontic activity (UOA)	0
Baseline contract value	£106,329.25

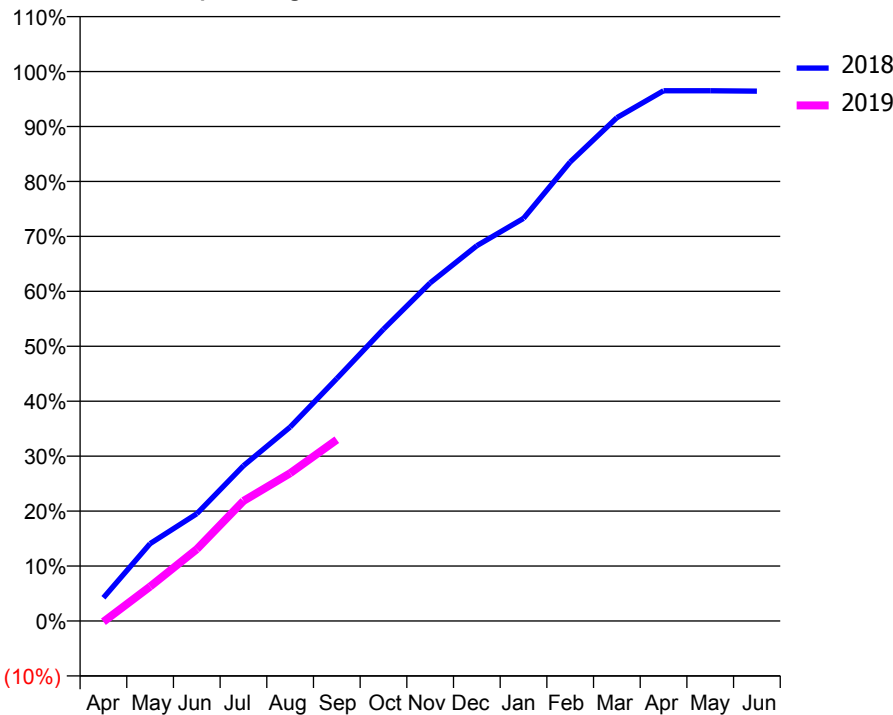
ACCESS*

Patients seen in 24 months	Total	Change since previous quarter
Quarter ending September 2017	1,257	
Quarter ending December 2017	1,299	↑
Quarter ending March 2018	1,320	→
Quarter ending June 2018	1,310	→
Quarter ending September 2018	1,323	→
Variance since September 2017	5.3%	↑



ACTIVITY

Cumulative percentage of contracted UDA delivered 2018 & 2019



Month	Adjusted Scheduled Activity (UDA)	
	2018	2019
April	182	-7
May	604	269
June	837	560
July	1,211	937
August	1,513	1,153
September	1,892	1,414
October	2,277	
November	2,637	
December	2,927	
January	3,141	
February	3,581	
March	3,926	
April	4,136	
May	4,136	
June	4,133	

QUALITY

	Quantity	Base Number	Contract	AT	Region	England
% of FP17s for the same patient ID Re-attending within 3 months - Children	7	224	3.1%	9.8%	11.4%	11.6%
% of FP17s for the same patient ID Re-attending within 3 months - Adults	27	486	5.6%	14.7%	15.0%	15.5%
% of FP17s for the same patient ID Re-attending between 3 & 9 months - Children	121	224	54.0%	52.8%	59.9%	58.8%
% of FP17s for the same patient ID Re-attending between 3 & 9 months - Adults	246	486	50.6%	48.0%	52.0%	51.1%
% of FP17s for Band 1 Urgent Courses	20	628	3.2%	8.0%	8.0%	9.0%
% of FP17s Relating to Free Repair or Replacements	2	628	0.3%	0.7%	0.8%	0.8%
% of FP17s Relating to Continuations	2	628	0.3%	0.8%	0.9%	0.9%
% of Patients satisfied with the dentistry they have received	0	1	N/A	92.8%	93.5%	93.3%
% of Patients satisfied with the time they had to wait for an appointment	1	1	N/A	89.7%	89.1%	88.9%

* This is based on patients treated on this contract for their most recent course of treatment. Figures in italics indicate the base number of FP17s or Patient Questionnaire responses are less than 100. N/A is shown where the base number of responses is less than 10 during the period. % is calculated as Quantity/Base number*100

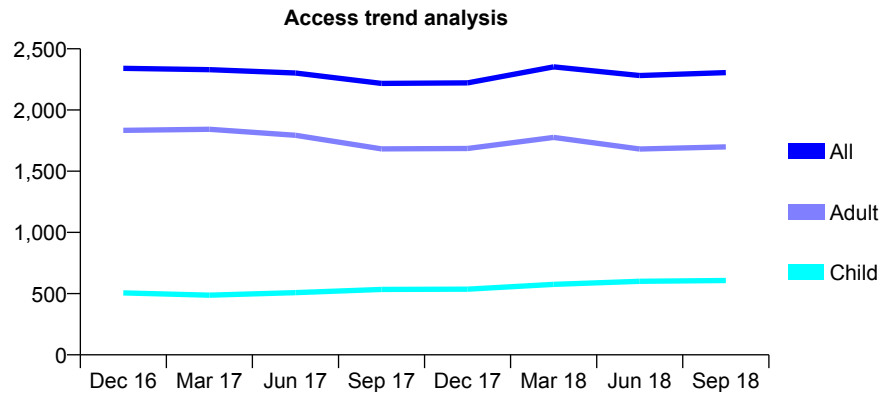
Q54 - Vital Signs At a Glance Contract Report for 163287/0001 - September 2018

Name or company name	Aesthetics Dental and Implant Surgery
Contract type name	GDS Contract
Purpose of contract	General
Contract start date	01/04/2014
Contract end date	

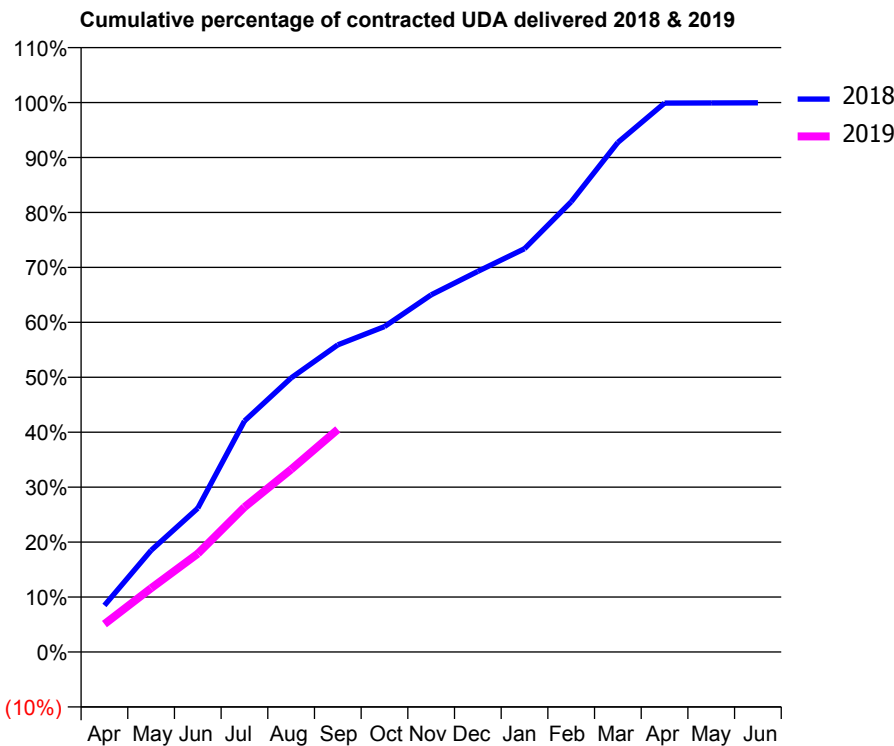
18/19 Contracted general activity (UDA)	5,794
Carry forward general activity (UDA)	3
18/19 Contracted orthodontic activity (UOA)	0
Carry forward orthodontic activity (UOA)	0
Baseline contract value	£121,674.00

ACCESS*

Patients seen in 24 months	Total	Change since previous quarter
Quarter ending September 2017	2,217	
Quarter ending December 2017	2,222	→
Quarter ending March 2018	2,352	↑
Quarter ending June 2018	2,282	↓
Quarter ending September 2018	2,306	→
Variance since September 2017	4.0%	↑



ACTIVITY



Month	Adjusted Scheduled Activity (UDA)	
	2018	2019
April	491	294
May	1,072	673
June	1,517	1,037
July	2,436	1,527
August	2,890	1,925
September	3,239	2,348
October	3,431	
November	3,765	
December	4,013	
January	4,253	
February	4,747	
March	5,373	
April	5,788	
May	5,790	
June	5,791	

QUALITY

	Quantity	Base Number	Contract	AT	Region	England
% of FP17s for the same patient ID Re-attending within 3 months - Children	28	394	7.1%	9.8%	11.4%	11.6%
% of FP17s for the same patient ID Re-attending within 3 months - Adults	166	831	20.0%	14.7%	15.0%	15.5%
% of FP17s for the same patient ID Re-attending between 3 & 9 months - Children	183	394	46.4%	52.8%	59.9%	58.8%
% of FP17s for the same patient ID Re-attending between 3 & 9 months - Adults	224	831	27.0%	48.0%	52.0%	51.1%
% of FP17s for Band 1 Urgent Courses	123	1,073	11.5%	8.0%	8.0%	9.0%
% of FP17s Relating to Free Repair or Replacements	22	1,073	2.1%	0.7%	0.8%	0.8%
% of FP17s Relating to Continuations	15	1,073	1.4%	0.8%	0.9%	0.9%
% of Patients satisfied with the dentistry they have received	0	0	N/A	92.8%	93.5%	93.3%
% of Patients satisfied with the time they had to wait for an appointment	0	0	N/A	89.7%	89.1%	88.9%

* This is based on patients treated on this contract for their most recent course of treatment. Figures in italics indicate the base number of FP17s or Patient Questionnaire responses are less than 100. N/A is shown where the base number of responses is less than 10 during the period. % is calculated as Quantity/Base number*100

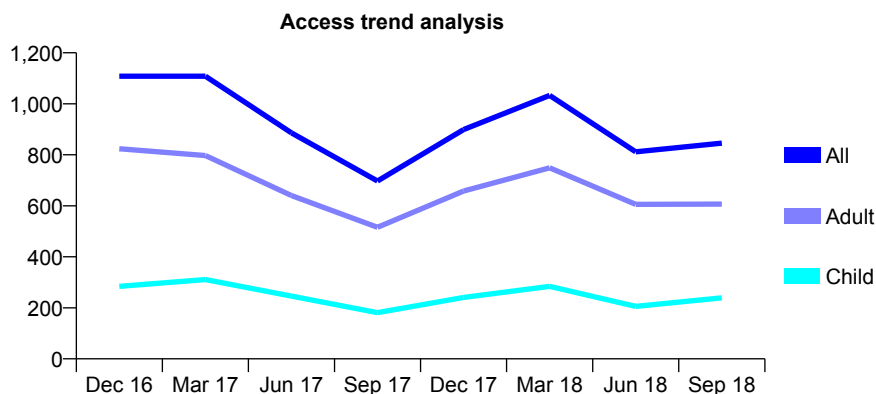
Q54 - Vital Signs At a Glance Contract Report for 163813/0001 - September 2018

Name or company name	Dr M Gibbons & Associates
Contract type name	GDS Contract
Purpose of contract	General
Contract start date	01/10/2014
Contract end date	

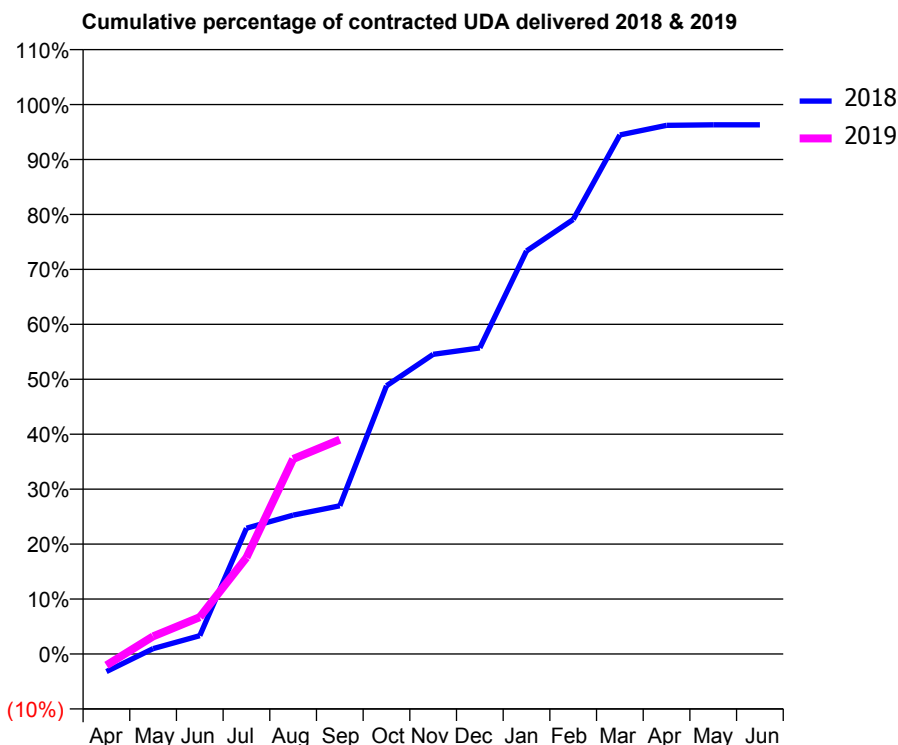
18/19 Contracted general activity (UDA)	2,925
Carry forward general activity (UDA)	108
18/19 Contracted orthodontic activity (UOA)	0
Carry forward orthodontic activity (UOA)	0
Baseline contract value	£76,308.48

ACCESS*

Patients seen in 24 months	Total	Change since previous quarter
Quarter ending September 2017	697	
Quarter ending December 2017	899	↑
Quarter ending March 2018	1,033	↑
Quarter ending June 2018	812	↓
Quarter ending September 2018	846	↑
Variance since September 2017	21.4%	↑



ACTIVITY



Adjusted Scheduled Activity (UDA)		
Month	2018	2019
April	-94	-61
May	29	94
June	97	197
July	669	514
August	740	1,038
September	789	1,141
October	1,428	
November	1,595	
December	1,629	
January	2,145	
February	2,313	
March	2,763	
April	2,814	
May	2,817	
June	2,817	

QUALITY

	Quantity	Base Number	Contract	AT	Region	England
% of FP17s for the same patient ID Re-attending within 3 months - Children	2	170	1.2%	9.8%	11.4%	11.6%
% of FP17s for the same patient ID Re-attending within 3 months - Adults	38	445	8.5%	14.7%	15.0%	15.5%
% of FP17s for the same patient ID Re-attending between 3 & 9 months - Children	24	170	14.1%	52.8%	59.9%	58.8%
% of FP17s for the same patient ID Re-attending between 3 & 9 months - Adults	80	445	18.0%	48.0%	52.0%	51.1%
% of FP17s for Band 1 Urgent Courses	39	596	6.5%	8.0%	8.0%	9.0%
% of FP17s Relating to Free Repair or Replacements	2	596	0.3%	0.7%	0.8%	0.8%
% of FP17s Relating to Continuations	15	596	2.5%	0.8%	0.9%	0.9%
% of Patients satisfied with the dentistry they have received	0	0	N/A	92.8%	93.5%	93.3%
% of Patients satisfied with the time they had to wait for an appointment	0	0	N/A	89.7%	89.1%	88.9%

* This is based on patients treated on this contract for their most recent course of treatment. Figures in italics indicate the base number of FP17s or Patient Questionnaire responses are less than 100. N/A is shown where the base number of responses is less than 10 during the period. % is calculated as Quantity/Base number*100

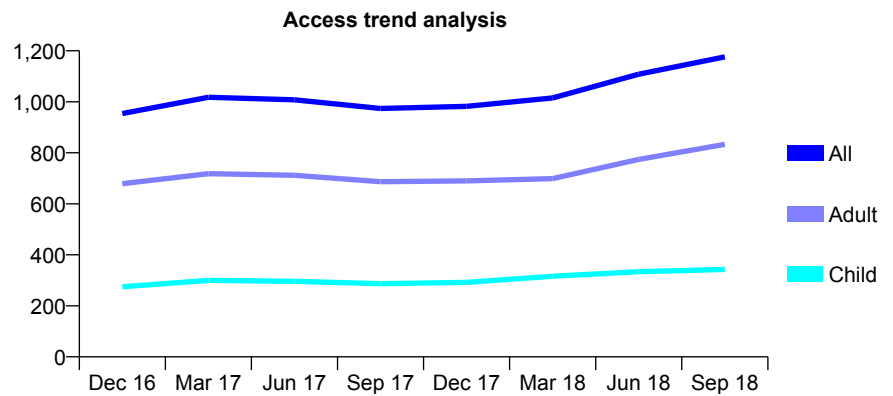
Q54 - Vital Signs At a Glance Contract Report for 171360/0001 - September 2018

Name or company name	Dr AS Bhandal, Dr Balbir Bhandal & Dr Balj
Contract type name	GDS Contract
Purpose of contract	General
Contract start date	09/04/2010
Contract end date	

18/19 Contracted general activity (UDA)	4,033
Carry forward general activity (UDA)	-79
18/19 Contracted orthodontic activity (UOA)	0
Carry forward orthodontic activity (UOA)	0
Baseline contract value	£87,797.98

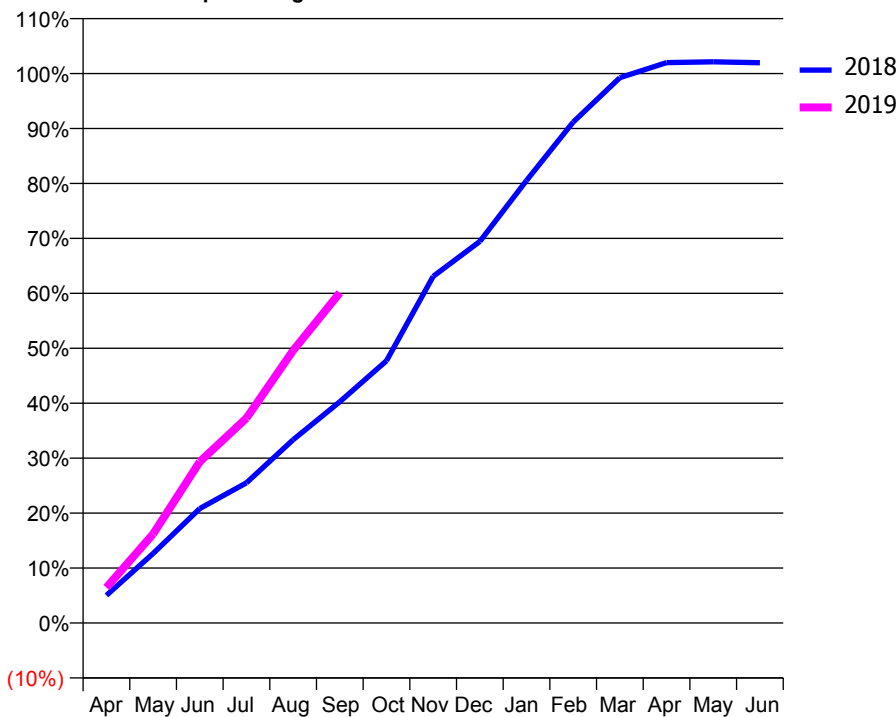
ACCESS*

Patients seen in 24 months	Total	Change since previous quarter
Quarter ending September 2017	974	
Quarter ending December 2017	982	→
Quarter ending March 2018	1,015	↑
Quarter ending June 2018	1,108	↑
Quarter ending September 2018	1,176	↑
Variance since September 2017	20.7%	↑



ACTIVITY

Cumulative percentage of contracted UDA delivered 2018 & 2019



Month	Adjusted Scheduled Activity (UDA)	
	2018	2019
April	203	260
May	511	653
June	841	1,184
July	1,029	1,504
August	1,346	2,000
September	1,624	2,424
October	1,925	
November	2,544	
December	2,800	
January	3,248	
February	3,676	
March	4,003	
April	4,113	
May	4,119	
June	4,112	

QUALITY

	Quantity	Base Number	Contract	AT	Region	England
% of FP17s for the same patient ID Re-attending within 3 months - Children	15	244	6.1%	9.8%	11.4%	11.6%
% of FP17s for the same patient ID Re-attending within 3 months - Adults	37	491	7.5%	14.7%	15.0%	15.5%
% of FP17s for the same patient ID Re-attending between 3 & 9 months - Children	113	244	46.3%	52.8%	59.9%	58.8%
% of FP17s for the same patient ID Re-attending between 3 & 9 months - Adults	208	491	42.4%	48.0%	52.0%	51.1%
% of FP17s for Band 1 Urgent Courses	29	696	4.2%	8.0%	8.0%	9.0%
% of FP17s Relating to Free Repair or Replacements	9	696	1.3%	0.7%	0.8%	0.8%
% of FP17s Relating to Continuations	1	696	0.1%	0.8%	0.9%	0.9%
% of Patients satisfied with the dentistry they have received	1	1	N/A	92.8%	93.5%	93.3%
% of Patients satisfied with the time they had to wait for an appointment	1	1	N/A	89.7%	89.1%	88.9%

* This is based on patients treated on this contract for their most recent course of treatment. Figures in italics indicate the base number of FP17s or Patient Questionnaire responses are less than 100. N/A is shown where the base number of responses is less than 10 during the period. % is calculated as Quantity/Base number*100

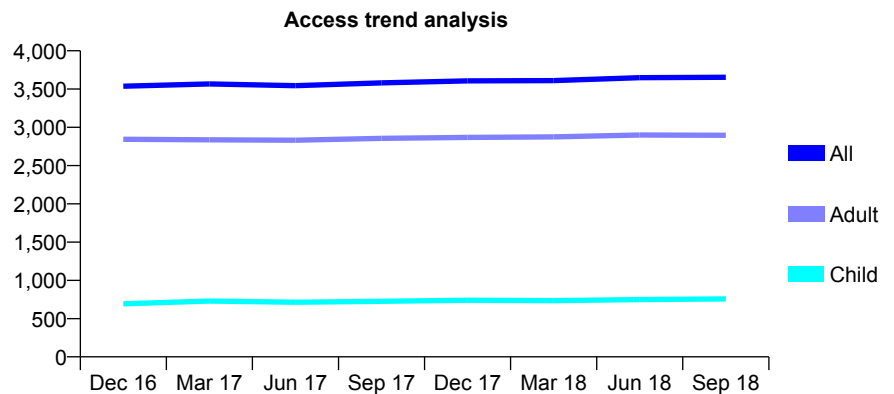
Q54 - Vital Signs At a Glance Contract Report for 171530/0001 - September 2018

Name or company name	Mr T Sunnar & Mr P Sunnar
Contract type name	GDS Contract
Purpose of contract	General
Contract start date	01/04/2012
Contract end date	

18/19 Contracted general activity (UDA)	12,831
Carry forward general activity (UDA)	-10
18/19 Contracted orthodontic activity (UOA)	0
Carry forward orthodontic activity (UOA)	0
Baseline contract value	£278,048.83

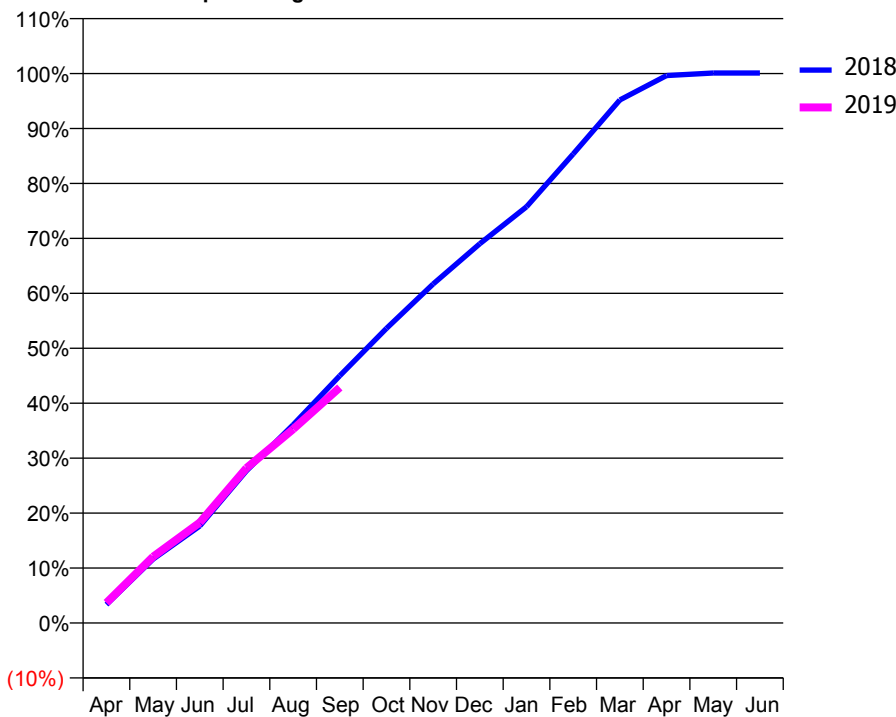
ACCESS*

Patients seen in 24 months	Total	Change since previous quarter
Quarter ending September 2017	3,581	
Quarter ending December 2017	3,607	→
Quarter ending March 2018	3,610	→
Quarter ending June 2018	3,648	→
Quarter ending September 2018	3,654	→
Variance since September 2017	2.0%	↑



ACTIVITY

Cumulative percentage of contracted UDA delivered 2018 & 2019



Month	Adjusted Scheduled Activity (UDA)	
	2018	2019
April	431	472
May	1,492	1,548
June	2,264	2,345
July	3,553	3,619
August	4,629	4,525
September	5,774	5,500
October	6,879	
November	7,916	
December	8,857	
January	9,721	
February	10,951	
March	12,213	
April	12,785	
May	12,842	
June	12,842	

QUALITY

	Quantity	Base Number	Contract	AT	Region	England
% of FP17s for the same patient ID Re-attending within 3 months - Children	36	615	5.9%	9.8%	11.4%	11.6%
% of FP17s for the same patient ID Re-attending within 3 months - Adults	320	2,324	13.8%	14.7%	15.0%	15.5%
% of FP17s for the same patient ID Re-attending between 3 & 9 months - Children	395	615	64.2%	52.8%	59.9%	58.8%
% of FP17s for the same patient ID Re-attending between 3 & 9 months - Adults	1,509	2,324	64.9%	48.0%	52.0%	51.1%
% of FP17s for Band 1 Urgent Courses	192	2,717	7.1%	8.0%	8.0%	9.0%
% of FP17s Relating to Free Repair or Replacements	29	2,717	1.1%	0.7%	0.8%	0.8%
% of FP17s Relating to Continuations	14	2,717	0.5%	0.8%	0.9%	0.9%
% of Patients satisfied with the dentistry they have received	3	3	N/A	92.8%	93.5%	93.3%
% of Patients satisfied with the time they had to wait for an appointment	3	3	N/A	89.7%	89.1%	88.9%

* This is based on patients treated on this contract for their most recent course of treatment. Figures in italics indicate the base number of FP17s or Patient Questionnaire responses are less than 100. N/A is shown where the base number of responses is less than 10 during the period. % is calculated as Quantity/Base number*100

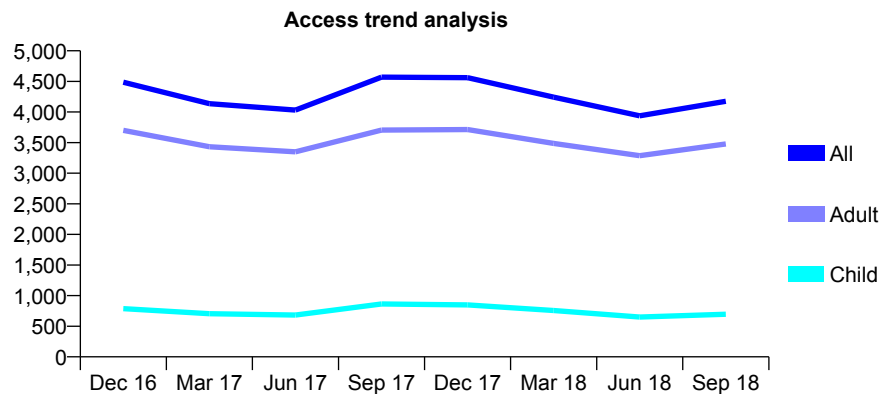
Q54 - Vital Signs At a Glance Contract Report for 171654/0001 - September 2018

Name or company name	Kingswinford Health Centre 2
Contract type name	GDS Contract
Purpose of contract	General and Orthodontic
Contract start date	01/09/2014
Contract end date	

18/19 Contracted general activity (UDA)	11,155
Carry forward general activity (UDA)	374
18/19 Contracted orthodontic activity (UOA)	820
Carry forward orthodontic activity (UOA)	1,215
Baseline contract value	£323,581.91

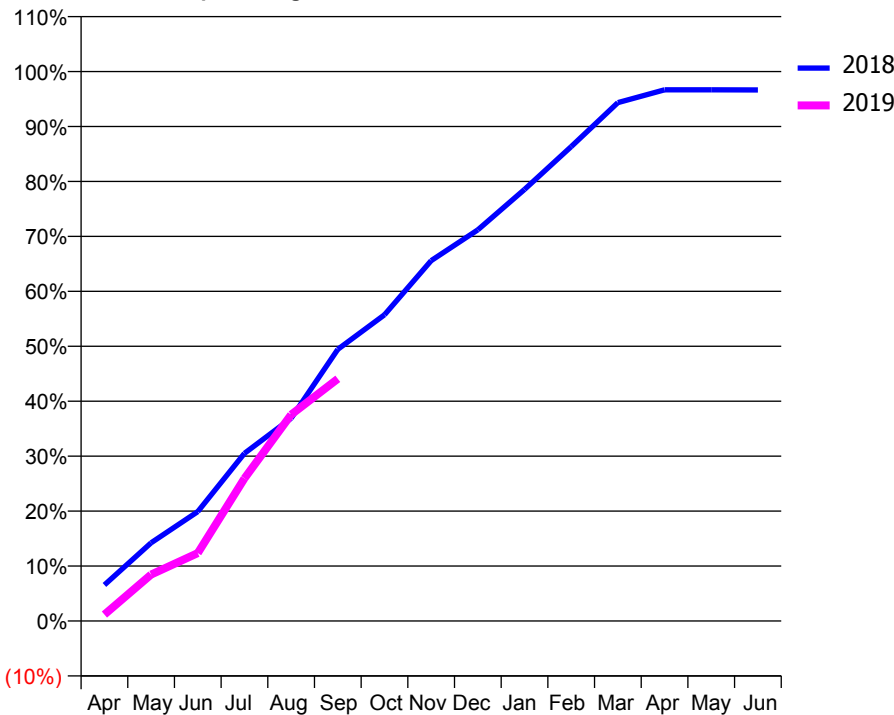
ACCESS*

Patients seen in 24 months	Total	Change since previous quarter
Quarter ending September 2017	4,569	
Quarter ending December 2017	4,561	→
Quarter ending March 2018	4,242	↓
Quarter ending June 2018	3,938	↓
Quarter ending September 2018	4,175	↑
Variance since September 2017	(8.6%)	↓



ACTIVITY

Cumulative percentage of contracted UDA delivered 2018 & 2019



Month	Adjusted Scheduled Activity (UDA)	
	2018	2019
April	733	132
May	1,586	943
June	2,221	1,380
July	3,403	2,896
August	4,116	4,188
September	5,515	4,916
October	6,217	
November	7,316	
December	7,940	
January	8,762	
February	9,630	
March	10,524	
April	10,783	
May	10,783	
June	10,782	

QUALITY

	Quantity	Base Number	Contract	AT	Region	England
% of FP17s for the same patient ID Re-attending within 3 months - Children	43	653	6.6%	9.8%	11.4%	11.6%
% of FP17s for the same patient ID Re-attending within 3 months - Adults	293	2,532	11.6%	14.7%	15.0%	15.5%
% of FP17s for the same patient ID Re-attending between 3 & 9 months - Children	256	653	39.2%	52.8%	59.9%	58.8%
% of FP17s for the same patient ID Re-attending between 3 & 9 months - Adults	1,035	2,532	40.9%	48.0%	52.0%	51.1%
% of FP17s for Band 1 Urgent Courses	232	2,925	7.9%	8.0%	8.0%	9.0%
% of FP17s Relating to Free Repair or Replacements	32	2,925	1.1%	0.7%	0.8%	0.8%
% of FP17s Relating to Continuations	19	2,925	0.6%	0.8%	0.9%	0.9%
% of Patients satisfied with the dentistry they have received	6	6	N/A	92.8%	93.5%	93.3%
% of Patients satisfied with the time they had to wait for an appointment	6	6	N/A	89.7%	89.1%	88.9%

* This is based on patients treated on this contract for their most recent course of treatment. Figures in italics indicate the base number of FP17s or Patient Questionnaire responses are less than 100. N/A is shown where the base number of responses is less than 10 during the period. % is calculated as Quantity/Base number*100

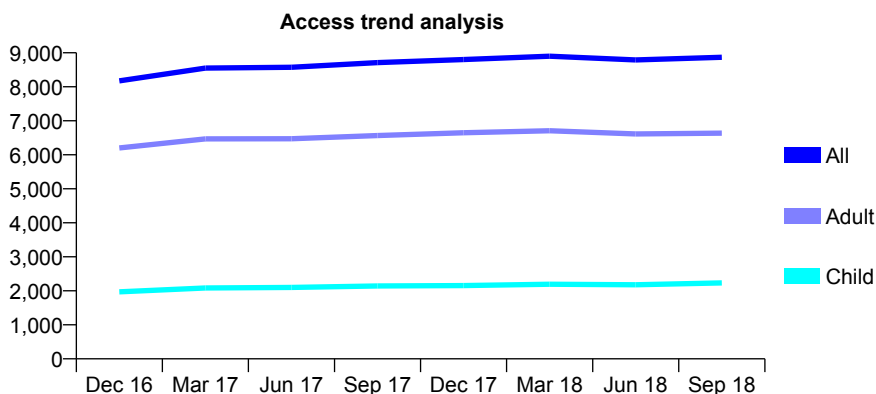
Q54 - Vital Signs At a Glance Contract Report for 172170/0001 - September 2018

Name or company name	Tile Cross Dental practice
Contract type name	GDS Contract
Purpose of contract	General
Contract start date	03/07/2012
Contract end date	

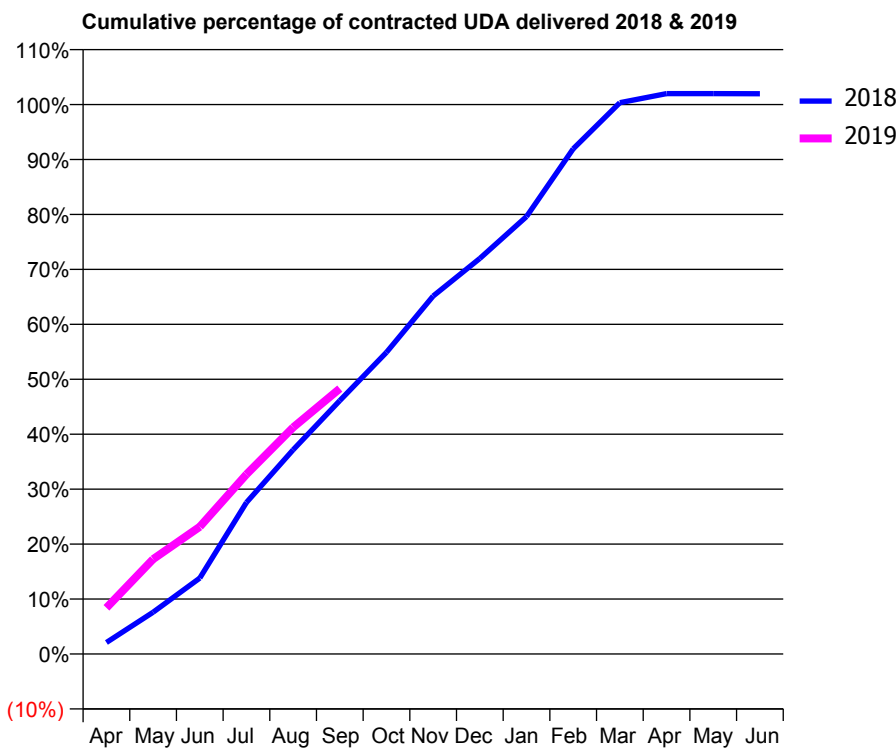
18/19 Contracted general activity (UDA)	28,686
Carry forward general activity (UDA)	-563
18/19 Contracted orthodontic activity (UOA)	0
Carry forward orthodontic activity (UOA)	0
Baseline contract value	£657,449.85

ACCESS*

Patients seen in 24 months	Total	Change since previous quarter
Quarter ending September 2017	8,711	
Quarter ending December 2017	8,802	→
Quarter ending March 2018	8,901	→
Quarter ending June 2018	8,792	↓
Quarter ending September 2018	8,869	→
Variance since September 2017	1.8%	→



ACTIVITY



Month	Adjusted Scheduled Activity (UDA)	
	2018	2019
April	602	2,410
May	2,185	4,950
June	3,967	6,644
July	7,914	9,381
August	10,661	11,833
September	13,233	13,856
October	15,750	
November	18,689	
December	20,650	
January	22,833	
February	26,370	
March	28,781	
April	29,252	
May	29,253	
June	29,250	

QUALITY

	Quantity	Base Number	Contract	AT	Region	England
% of FP17s for the same patient ID Re-attending within 3 months - Children	76	1,169	6.5%	9.8%	11.4%	11.6%
% of FP17s for the same patient ID Re-attending within 3 months - Adults	519	3,377	15.4%	14.7%	15.0%	15.5%
% of FP17s for the same patient ID Re-attending between 3 & 9 months - Children	413	1,169	35.3%	52.8%	59.9%	58.8%
% of FP17s for the same patient ID Re-attending between 3 & 9 months - Adults	1,316	3,377	39.0%	48.0%	52.0%	51.1%
% of FP17s for Band 1 Urgent Courses	406	4,364	9.3%	8.0%	8.0%	9.0%
% of FP17s Relating to Free Repair or Replacements	31	4,364	0.7%	0.7%	0.8%	0.8%
% of FP17s Relating to Continuations	38	4,364	0.9%	0.8%	0.9%	0.9%
% of Patients satisfied with the dentistry they have received	3	3	N/A	92.8%	93.5%	93.3%
% of Patients satisfied with the time they had to wait for an appointment	3	3	N/A	89.7%	89.1%	88.9%

* This is based on patients treated on this contract for their most recent course of treatment. Figures in italics indicate the base number of FP17s or Patient Questionnaire responses are less than 100. N/A is shown where the base number of responses is less than 10 during the period. % is calculated as Quantity/Base number*100

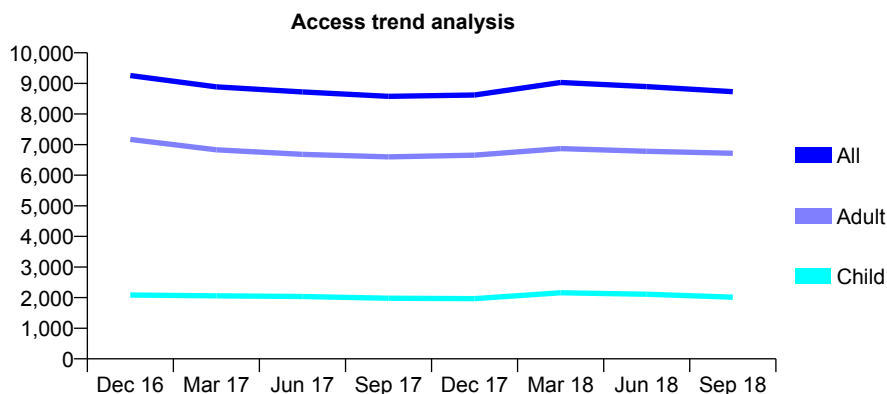
Q54 - Vital Signs At a Glance Contract Report for 172693/0001 - September 2018

Name or company name	The Gables Dental Practice
Contract type name	GDS Contract
Purpose of contract	General
Contract start date	01/02/2009
Contract end date	

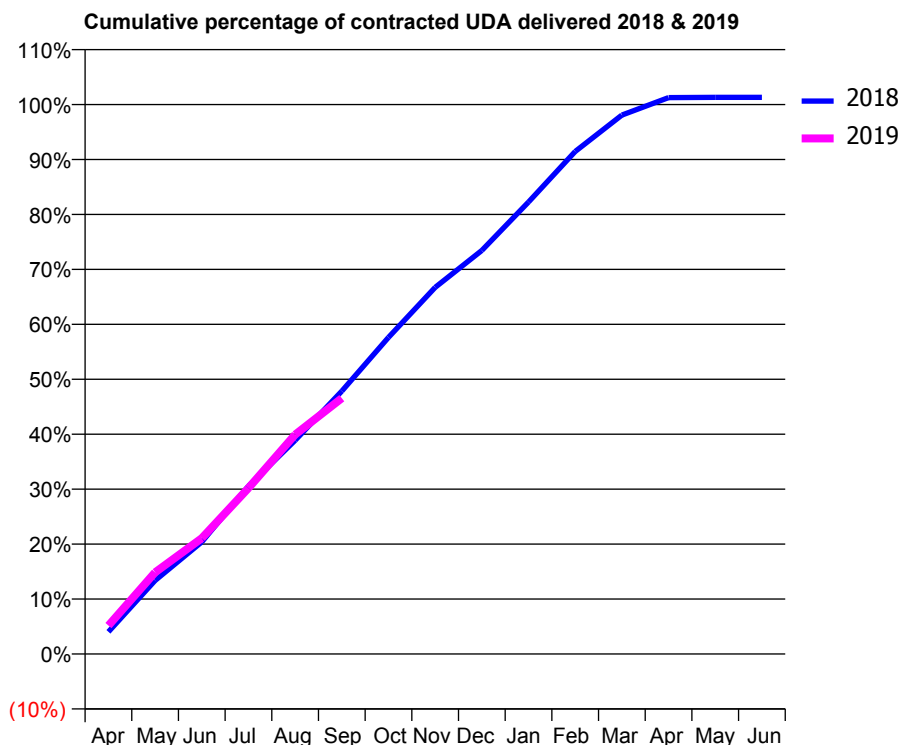
18/19 Contracted general activity (UDA)	34,168
Carry forward general activity (UDA)	-448
18/19 Contracted orthodontic activity (UOA)	0
Carry forward orthodontic activity (UOA)	0
Baseline contract value	£775,484.19

ACCESS*

Patients seen in 24 months	Total	Change since previous quarter
Quarter ending September 2017	8,579	
Quarter ending December 2017	8,620	→
Quarter ending March 2018	9,029	↑
Quarter ending June 2018	8,894	↓
Quarter ending September 2018	8,730	↓
Variance since September 2017	1.8%	→



ACTIVITY



Month	Adjusted Scheduled Activity (UDA)	
	2018	2019
April	1,382	1,771
May	4,569	5,077
June	6,970	7,205
July	10,441	10,319
August	13,289	13,647
September	16,343	15,906
October	19,692	
November	22,794	
December	25,091	
January	28,102	
February	31,248	
March	33,508	
April	34,598	
May	34,617	
June	34,617	

QUALITY

	Quantity	Base Number	Contract	AT	Region	England
% of FP17s for the same patient ID Re-attending within 3 months - Children	48	1,181	4.1%	9.8%	11.4%	11.6%
% of FP17s for the same patient ID Re-attending within 3 months - Adults	418	3,729	11.2%	14.7%	15.0%	15.5%
% of FP17s for the same patient ID Re-attending between 3 & 9 months - Children	489	1,181	41.4%	52.8%	59.9%	58.8%
% of FP17s for the same patient ID Re-attending between 3 & 9 months - Adults	1,302	3,729	34.9%	48.0%	52.0%	51.1%
% of FP17s for Band 1 Urgent Courses	551	4,474	12.3%	8.0%	8.0%	9.0%
% of FP17s Relating to Free Repair or Replacements	39	4,474	0.9%	0.7%	0.8%	0.8%
% of FP17s Relating to Continuations	58	4,474	1.3%	0.8%	0.9%	0.9%
% of Patients satisfied with the dentistry they have received	3	3	N/A	92.8%	93.5%	93.3%
% of Patients satisfied with the time they had to wait for an appointment	3	3	N/A	89.7%	89.1%	88.9%

* This is based on patients treated on this contract for their most recent course of treatment. Figures in italics indicate the base number of FP17s or Patient Questionnaire responses are less than 100. N/A is shown where the base number of responses is less than 10 during the period. % is calculated as Quantity/Base number*100

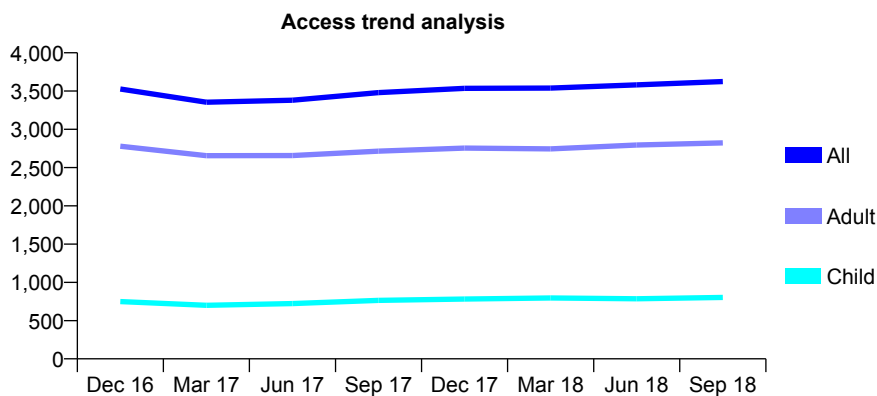
Q54 - Vital Signs At a Glance Contract Report for 173355/0001 - September 2018

Name or company name	Kemberton Dental Practice
Contract type name	GDS Contract
Purpose of contract	General
Contract start date	01/05/2012
Contract end date	

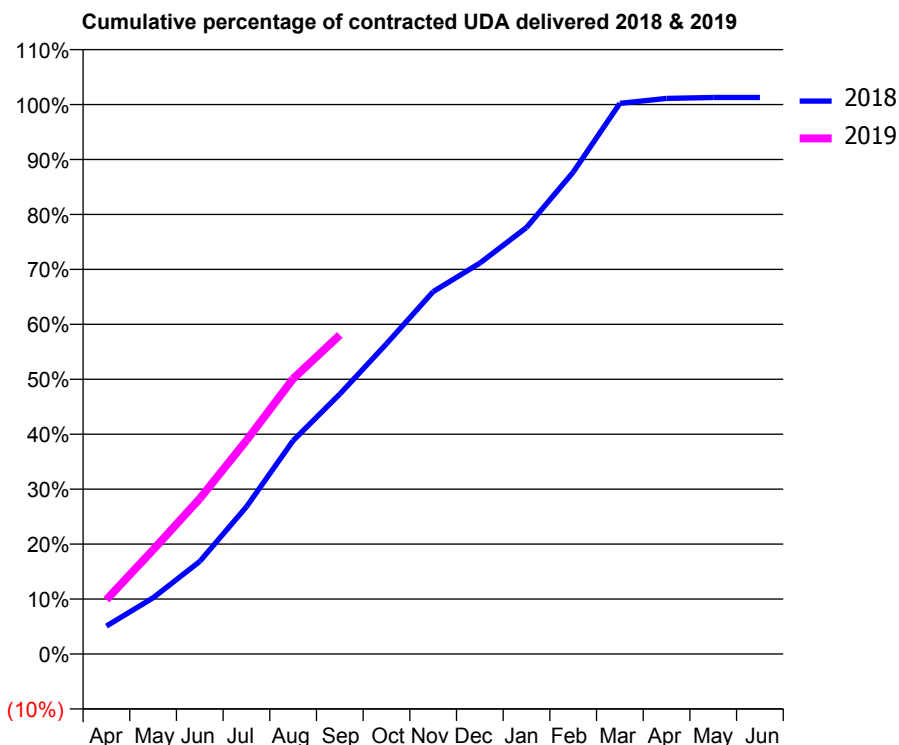
18/19 Contracted general activity (UDA)	11,770
Carry forward general activity (UDA)	-151
18/19 Contracted orthodontic activity (UOA)	0
Carry forward orthodontic activity (UOA)	0
Baseline contract value	£313,109.38

ACCESS*

Patients seen in 24 months	Total	Change since previous quarter
Quarter ending September 2017	3,479	
Quarter ending December 2017	3,535	→
Quarter ending March 2018	3,539	→
Quarter ending June 2018	3,580	→
Quarter ending September 2018	3,625	→
Variance since September 2017	4.2%	↑



ACTIVITY



Month	Adjusted Scheduled Activity (UDA)	
	2018	2019
April	597	1,165
May	1,204	2,232
June	1,985	3,329
July	3,156	4,575
August	4,571	5,897
September	5,568	6,833
October	6,645	
November	7,761	
December	8,372	
January	9,136	
February	10,322	
March	11,794	
April	11,901	
May	11,920	
June	11,922	

QUALITY

	Quantity	Base Number	Contract	AT	Region	England
% of FP17s for the same patient ID Re-attending within 3 months - Children	66	653	10.1%	9.8%	11.4%	11.6%
% of FP17s for the same patient ID Re-attending within 3 months - Adults	311	2,206	14.1%	14.7%	15.0%	15.5%
% of FP17s for the same patient ID Re-attending between 3 & 9 months - Children	355	653	54.4%	52.8%	59.9%	58.8%
% of FP17s for the same patient ID Re-attending between 3 & 9 months - Adults	1,213	2,206	55.0%	48.0%	52.0%	51.1%
% of FP17s for Band 1 Urgent Courses	267	2,799	9.5%	8.0%	8.0%	9.0%
% of FP17s Relating to Free Repair or Replacements	84	2,799	3.0%	0.7%	0.8%	0.8%
% of FP17s Relating to Continuations	5	2,799	0.2%	0.8%	0.9%	0.9%
% of Patients satisfied with the dentistry they have received	2	2	N/A	92.8%	93.5%	93.3%
% of Patients satisfied with the time they had to wait for an appointment	2	2	N/A	89.7%	89.1%	88.9%

* This is based on patients treated on this contract for their most recent course of treatment. Figures in italics indicate the base number of FP17s or Patient Questionnaire responses are less than 100. N/A is shown where the base number of responses is less than 10 during the period. % is calculated as Quantity/Base number*100

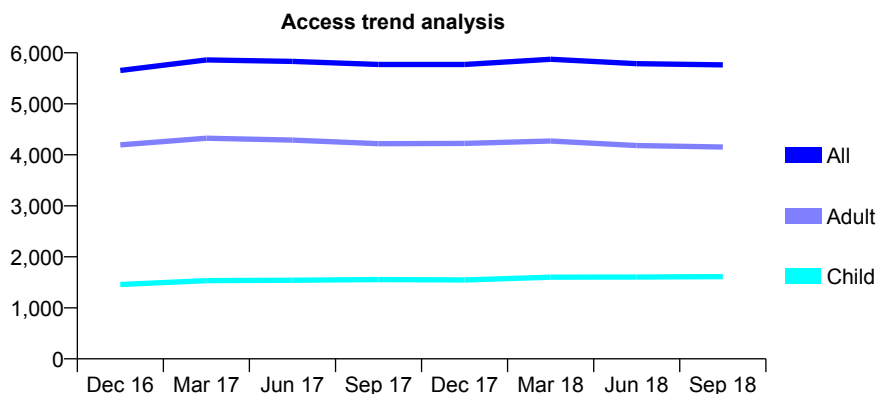
Q54 - Vital Signs At a Glance Contract Report for 173770/0001 - September 2018

Name or company name	Pentwyn Dental Surgery
Contract type name	GDS Contract
Purpose of contract	General
Contract start date	01/10/2012
Contract end date	

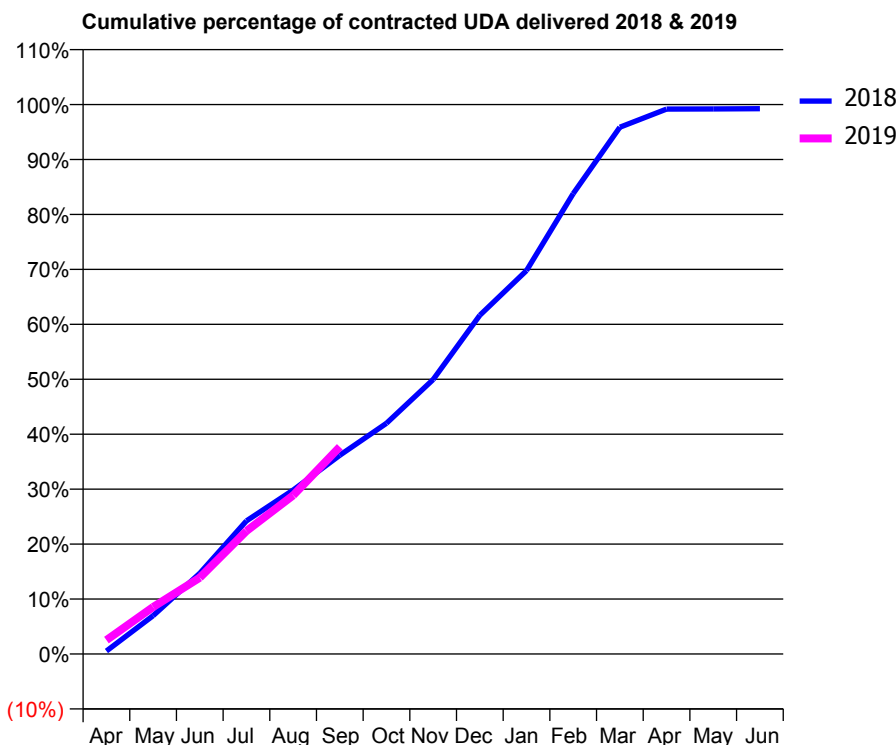
18/19 Contracted general activity (UDA)	17,530
Carry forward general activity (UDA)	135
18/19 Contracted orthodontic activity (UOA)	0
Carry forward orthodontic activity (UOA)	0
Baseline contract value	£397,682.44

ACCESS*

Patients seen in 24 months	Total	Change since previous quarter
Quarter ending September 2017	5,771	
Quarter ending December 2017	5,771	→
Quarter ending March 2018	5,872	→
Quarter ending June 2018	5,788	↓
Quarter ending September 2018	5,764	→
Variance since September 2017	(0.1%)	→



ACTIVITY



Month	Adjusted Scheduled Activity (UDA)	
	2018	2019
April	97	446
May	1,223	1,501
June	2,575	2,437
July	4,249	3,926
August	5,232	5,059
September	6,339	6,610
October	7,363	
November	8,755	
December	10,806	
January	12,231	
February	14,687	
March	16,805	
April	17,383	
May	17,389	
June	17,395	

QUALITY

	Quantity	Base Number	Contract	AT	Region	England
% of FP17s for the same patient ID Re-attending within 3 months - Children	86	1,177	7.3%	9.8%	11.4%	11.6%
% of FP17s for the same patient ID Re-attending within 3 months - Adults	330	2,522	13.1%	14.7%	15.0%	15.5%
% of FP17s for the same patient ID Re-attending between 3 & 9 months - Children	802	1,177	68.1%	52.8%	59.9%	58.8%
% of FP17s for the same patient ID Re-attending between 3 & 9 months - Adults	1,478	2,522	58.6%	48.0%	52.0%	51.1%
% of FP17s for Band 1 Urgent Courses	161	3,446	4.7%	8.0%	8.0%	9.0%
% of FP17s Relating to Free Repair or Replacements	36	3,446	1.0%	0.7%	0.8%	0.8%
% of FP17s Relating to Continuations	14	3,446	0.4%	0.8%	0.9%	0.9%
% of Patients satisfied with the dentistry they have received	4	4	N/A	92.8%	93.5%	93.3%
% of Patients satisfied with the time they had to wait for an appointment	4	4	N/A	89.7%	89.1%	88.9%

* This is based on patients treated on this contract for their most recent course of treatment. Figures in italics indicate the base number of FP17s or Patient Questionnaire responses are less than 100. N/A is shown where the base number of responses is less than 10 during the period. % is calculated as Quantity/Base number*100

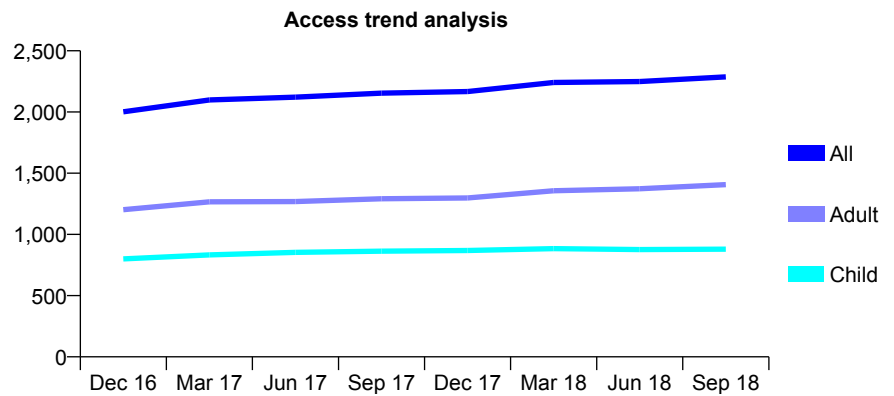
Q54 - Vital Signs At a Glance Contract Report for 175234/0001 - September 2018

Name or company name	Oakville Dental Partnership
Contract type name	GDS Contract
Purpose of contract	General
Contract start date	01/09/2010
Contract end date	

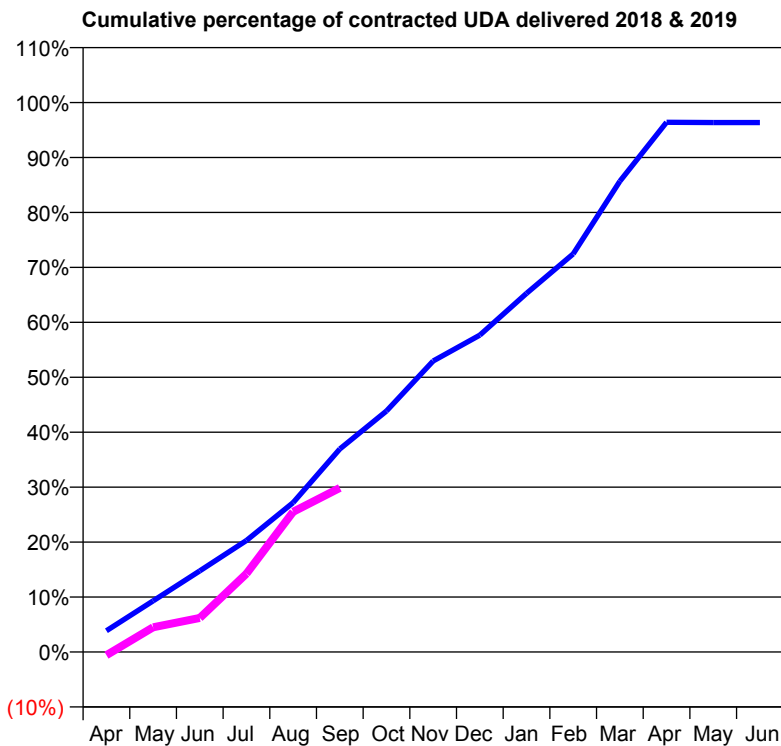
18/19 Contracted general activity (UDA)	5,768
Carry forward general activity (UDA)	210
18/19 Contracted orthodontic activity (UOA)	0
Carry forward orthodontic activity (UOA)	0
Baseline contract value	£149,247.48

ACCESS*

Patients seen in 24 months	Total	Change since previous quarter
Quarter ending September 2017	2,154	
Quarter ending December 2017	2,167	→
Quarter ending March 2018	2,241	↑
Quarter ending June 2018	2,249	→
Quarter ending September 2018	2,287	→
Variance since September 2017	6.2%	↑



ACTIVITY



Month	Adjusted Scheduled Activity (UDA)	
	2018	2019
April	223	-34
May	537	260
June	851	358
July	1,171	822
August	1,568	1,471
September	2,131	1,722
October	2,530	
November	3,055	
December	3,326	
January	3,765	
February	4,178	
March	4,942	
April	5,560	
May	5,558	
June	5,558	

QUALITY

	Quantity	Base Number	Contract	AT	Region	England
% of FP17s for the same patient ID Re-attending within 3 months - Children	69	692	10.0%	9.8%	11.4%	11.6%
% of FP17s for the same patient ID Re-attending within 3 months - Adults	146	940	15.5%	14.7%	15.0%	15.5%
% of FP17s for the same patient ID Re-attending between 3 & 9 months - Children	445	692	64.3%	52.8%	59.9%	58.8%
% of FP17s for the same patient ID Re-attending between 3 & 9 months - Adults	545	940	58.0%	48.0%	52.0%	51.1%
% of FP17s for Band 1 Urgent Courses	70	1,093	6.4%	8.0%	8.0%	9.0%
% of FP17s Relating to Free Repair or Replacements	5	1,093	0.5%	0.7%	0.8%	0.8%
% of FP17s Relating to Continuations	28	1,093	2.6%	0.8%	0.9%	0.9%
% of Patients satisfied with the dentistry they have received	0	0	N/A	92.8%	93.5%	93.3%
% of Patients satisfied with the time they had to wait for an appointment	0	0	N/A	89.7%	89.1%	88.9%

* This is based on patients treated on this contract for their most recent course of treatment. Figures in italics indicate the base number of FP17s or Patient Questionnaire responses are less than 100. N/A is shown where the base number of responses is less than 10 during the period. % is calculated as Quantity/Base number*100

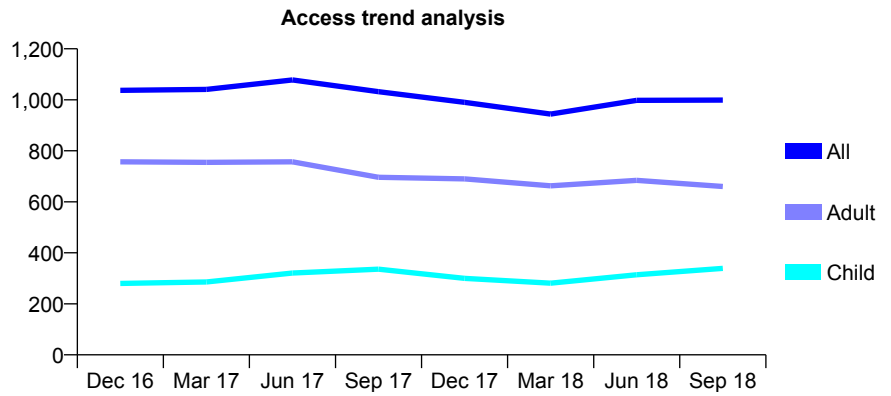
Q54 - Vital Signs At a Glance Contract Report for 176745/0001 - September 2018

Name or company name	Dr V Ansari
Contract type name	GDS Contract
Purpose of contract	General and Orthodontic
Contract start date	01/04/2012
Contract end date	

18/19 Contracted general activity (UDA)	3,216
Carry forward general activity (UDA)	1
18/19 Contracted orthodontic activity (UOA)	2,050
Carry forward orthodontic activity (UOA)	-48
Baseline contract value	£217,718.84

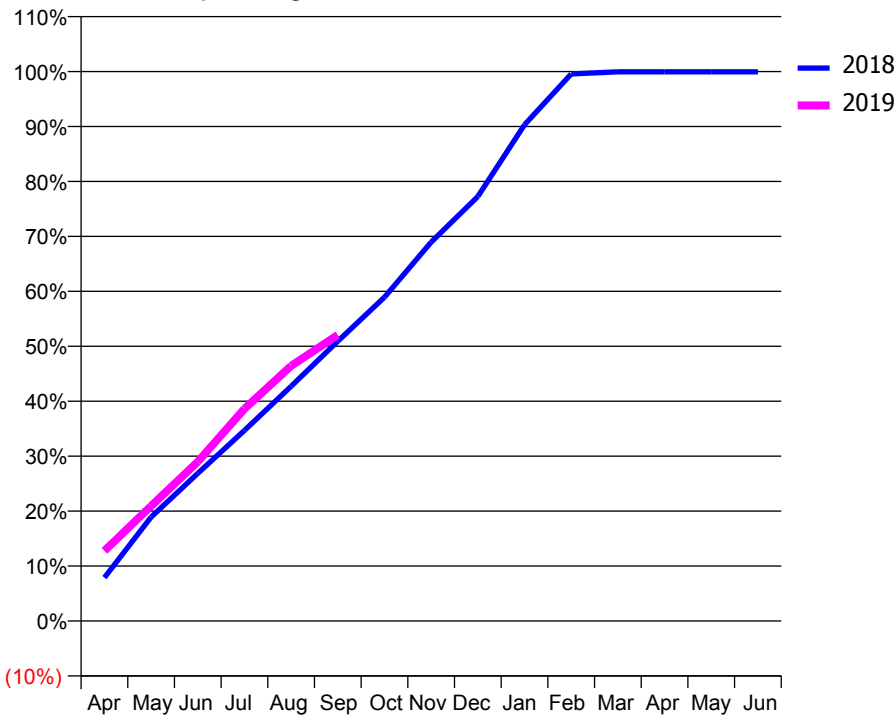
ACCESS*

Patients seen in 24 months	Total	Change since previous quarter
Quarter ending September 2017	1,032	
Quarter ending December 2017	990	↓
Quarter ending March 2018	944	↓
Quarter ending June 2018	998	↑
Quarter ending September 2018	999	→
Variance since September 2017	(3.2%)	↓



ACTIVITY

Cumulative percentage of contracted UDA delivered 2018 & 2019



Adjusted Scheduled Activity (UDA)		
Month	2018	2019
April	254	411
May	608	673
June	864	932
July	1,116	1,242
August	1,374	1,493
September	1,637	1,674
October	1,895	
November	2,218	
December	2,485	
January	2,904	
February	3,202	
March	3,214	
April	3,214	
May	3,214	
June	3,214	

QUALITY

	Quantity	Base Number	Contract	AT	Region	England
% of FP17s for the same patient ID Re-attending within 3 months - Children	21	467	4.5%	9.8%	11.4%	11.6%
% of FP17s for the same patient ID Re-attending within 3 months - Adults	28	400	7.0%	14.7%	15.0%	15.5%
% of FP17s for the same patient ID Re-attending between 3 & 9 months - Children	86	467	18.4%	52.8%	59.9%	58.8%
% of FP17s for the same patient ID Re-attending between 3 & 9 months - Adults	206	400	51.5%	48.0%	52.0%	51.1%
% of FP17s for Band 1 Urgent Courses	11	628	1.8%	8.0%	8.0%	9.0%
% of FP17s Relating to Free Repair or Replacements	0	628	0.0%	0.7%	0.8%	0.8%
% of FP17s Relating to Continuations	3	628	0.5%	0.8%	0.9%	0.9%
% of Patients satisfied with the dentistry they have received	0	0	N/A	92.8%	93.5%	93.3%
% of Patients satisfied with the time they had to wait for an appointment	0	0	N/A	89.7%	89.1%	88.9%

* This is based on patients treated on this contract for their most recent course of treatment. Figures in italics indicate the base number of FP17s or Patient Questionnaire responses are less than 100. N/A is shown where the base number of responses is less than 10 during the period. % is calculated as Quantity/Base number*100

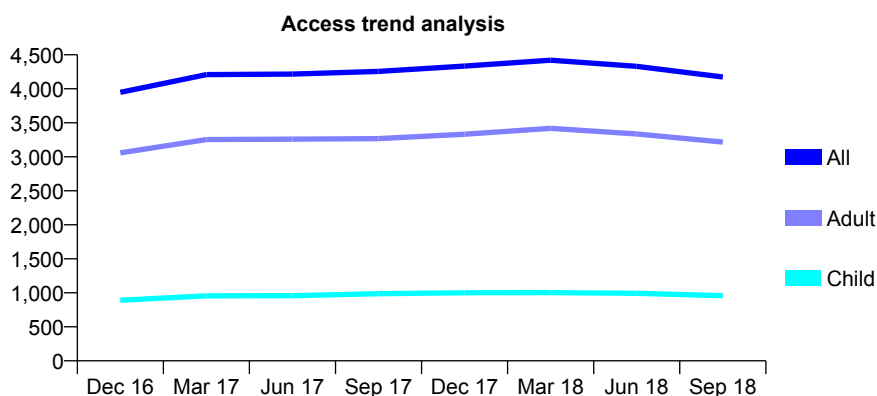
Q54 - Vital Signs At a Glance Contract Report for 176753/0001 - September 2018

Name or company name	Roseville Dental Practice
Contract type name	GDS Contract
Purpose of contract	General
Contract start date	01/06/2010
Contract end date	

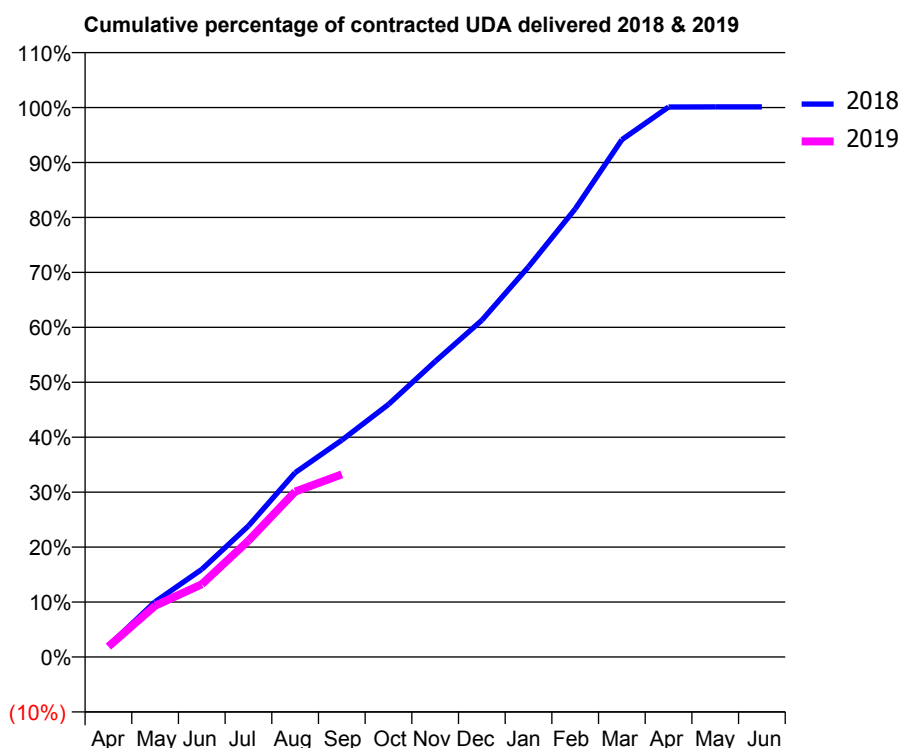
18/19 Contracted general activity (UDA)	10,949
Carry forward general activity (UDA)	-13
18/19 Contracted orthodontic activity (UOA)	0
Carry forward orthodontic activity (UOA)	0
Baseline contract value	£250,758.88

ACCESS*

Patients seen in 24 months	Total	Change since previous quarter
Quarter ending September 2017	4,256	
Quarter ending December 2017	4,334	→
Quarter ending March 2018	4,421	↑
Quarter ending June 2018	4,330	↓
Quarter ending September 2018	4,174	↓
Variance since September 2017	(1.9%)	↓



ACTIVITY



Month	Adjusted Scheduled Activity (UDA)	
	2018	2019
April	222	207
May	1,100	1,020
June	1,746	1,449
July	2,612	2,319
August	3,674	3,295
September	4,321	3,638
October	5,034	
November	5,890	
December	6,709	
January	7,776	
February	8,929	
March	10,307	
April	10,958	
May	10,963	
June	10,963	

QUALITY

	Quantity	Base Number	Contract	AT	Region	England
% of FP17s for the same patient ID Re-attending within 3 months - Children	57	538	10.6%	9.8%	11.4%	11.6%
% of FP17s for the same patient ID Re-attending within 3 months - Adults	247	1,632	15.1%	14.7%	15.0%	15.5%
% of FP17s for the same patient ID Re-attending between 3 & 9 months - Children	226	538	42.0%	52.8%	59.9%	58.8%
% of FP17s for the same patient ID Re-attending between 3 & 9 months - Adults	825	1,632	50.6%	48.0%	52.0%	51.1%
% of FP17s for Band 1 Urgent Courses	196	1,603	12.2%	8.0%	8.0%	9.0%
% of FP17s Relating to Free Repair or Replacements	9	1,603	0.6%	0.7%	0.8%	0.8%
% of FP17s Relating to Continuations	20	1,603	1.2%	0.8%	0.9%	0.9%
% of Patients satisfied with the dentistry they have received	4	4	N/A	92.8%	93.5%	93.3%
% of Patients satisfied with the time they had to wait for an appointment	3	4	N/A	89.7%	89.1%	88.9%

* This is based on patients treated on this contract for their most recent course of treatment. Figures in italics indicate the base number of FP17s or Patient Questionnaire responses are less than 100. N/A is shown where the base number of responses is less than 10 during the period. % is calculated as Quantity/Base number*100

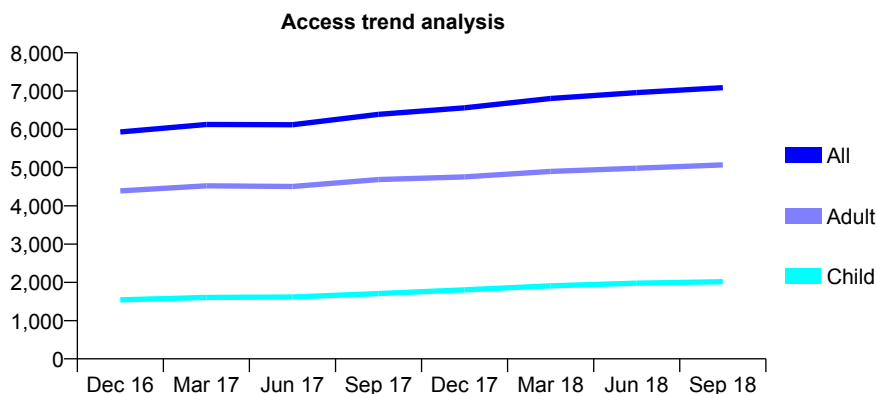
Q54 - Vital Signs At a Glance Contract Report for 177407/0001 - September 2018

Name or company name	BST Partnership
Contract type name	PDS Plus Contract
Purpose of contract	General
Contract start date	01/01/2011
Contract end date	31/12/2020

18/19 Contracted general activity (UDA)	14,000
Carry forward general activity (UDA)	-280
18/19 Contracted orthodontic activity (UOA)	0
Carry forward orthodontic activity (UOA)	0
Baseline contract value	£178,162.67

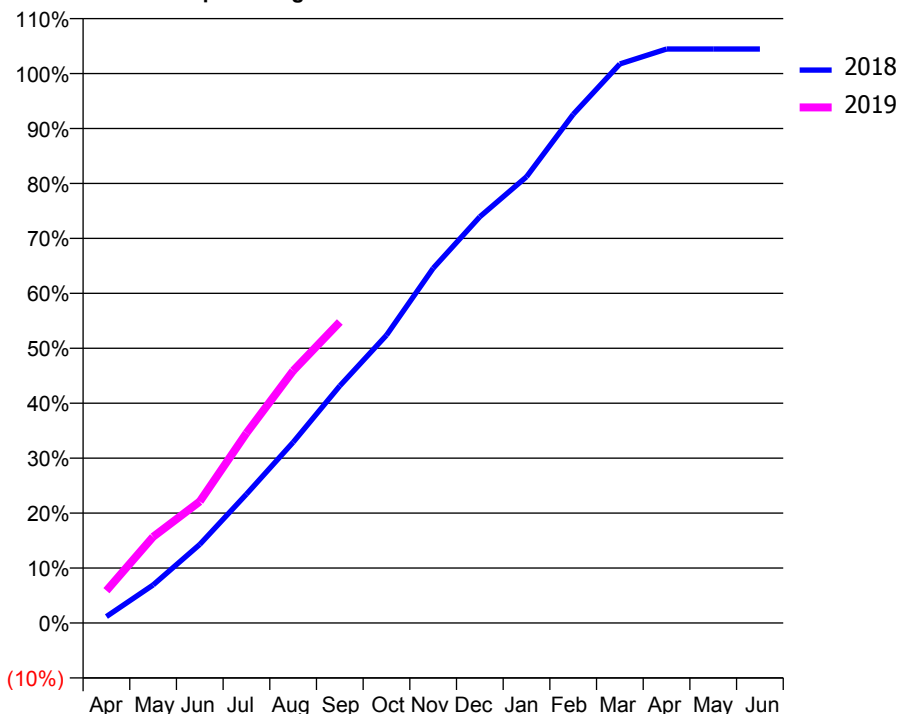
ACCESS*

Patients seen in 24 months	Total	Change since previous quarter
Quarter ending September 2017	6,393	
Quarter ending December 2017	6,562	↑
Quarter ending March 2018	6,807	↑
Quarter ending June 2018	6,961	↑
Quarter ending September 2018	7,087	→
Variance since September 2017	10.9%	↑



ACTIVITY

Cumulative percentage of contracted UDA delivered 2018 & 2019



Adjusted Scheduled Activity (UDA)

Month	2018	2019
April	166	823
May	969	2,197
June	2,004	3,095
July	3,285	4,841
August	4,604	6,425
September	6,042	7,669
October	7,334	
November	9,039	
December	10,351	
January	11,369	
February	12,960	
March	14,243	
April	14,623	
May	14,624	
June	14,624	

QUALITY

	Quantity	Base Number	Contract	AT	Region	England
% of FP17s for the same patient ID Re-attending within 3 months - Children	94	1,431	6.6%	9.8%	11.4%	11.6%
% of FP17s for the same patient ID Re-attending within 3 months - Adults	468	3,218	14.5%	14.7%	15.0%	15.5%
% of FP17s for the same patient ID Re-attending between 3 & 9 months - Children	802	1,431	56.0%	52.8%	59.9%	58.8%
% of FP17s for the same patient ID Re-attending between 3 & 9 months - Adults	1,541	3,218	47.9%	48.0%	52.0%	51.1%
% of FP17s for Band 1 Urgent Courses	358	3,866	9.3%	8.0%	8.0%	9.0%
% of FP17s Relating to Free Repair or Replacements	30	3,866	0.8%	0.7%	0.8%	0.8%
% of FP17s Relating to Continuations	66	3,866	1.7%	0.8%	0.9%	0.9%
% of Patients satisfied with the dentistry they have received	3	4	N/A	92.8%	93.5%	93.3%
% of Patients satisfied with the time they had to wait for an appointment	3	4	N/A	89.7%	89.1%	88.9%

* This is based on patients treated on this contract for their most recent course of treatment. Figures in italics indicate the base number of FP17s or Patient Questionnaire responses are less than 100. N/A is shown where the base number of responses is less than 10 during the period. % is calculated as Quantity/Base number*100

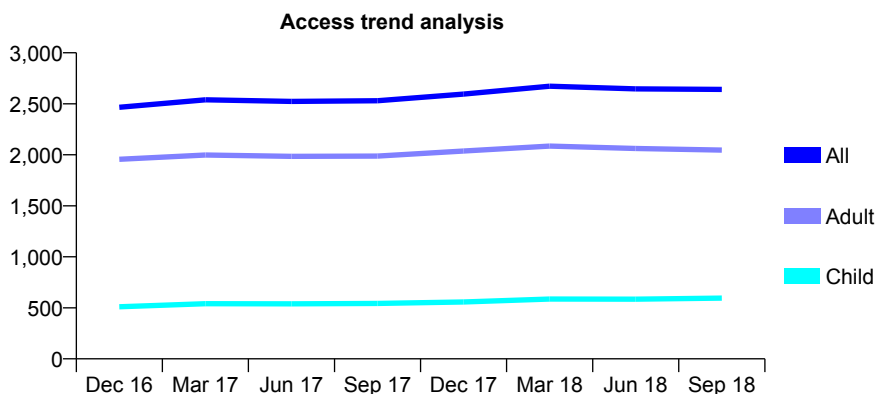
Q54 - Vital Signs At a Glance Contract Report for 177407/0003 - September 2018

Name or company name	BST Partnership
Contract type name	GDS Contract
Purpose of contract	General
Contract start date	01/04/2012
Contract end date	

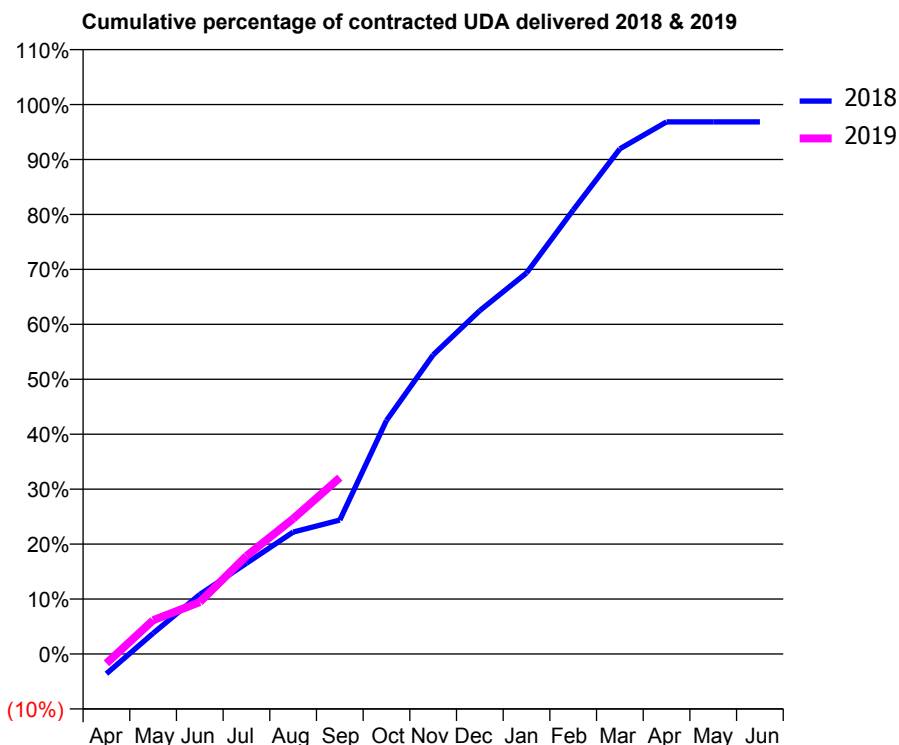
18/19 Contracted general activity (UDA)	7,350
Carry forward general activity (UDA)	232
18/19 Contracted orthodontic activity (UOA)	0
Carry forward orthodontic activity (UOA)	0
Baseline contract value	£161,153.05

ACCESS*

Patients seen in 24 months	Total	Change since previous quarter
Quarter ending September 2017	2,530	
Quarter ending December 2017	2,595	↑
Quarter ending March 2018	2,672	↑
Quarter ending June 2018	2,647	→
Quarter ending September 2018	2,641	→
Variance since September 2017	4.4%	↑



ACTIVITY



Month	Adjusted Scheduled Activity (UDA)	
	2018	2019
April	-265	-125
May	277	452
June	796	695
July	1,213	1,313
August	1,631	1,809
September	1,792	2,358
October	3,124	
November	4,002	
December	4,593	
January	5,096	
February	5,939	
March	6,757	
April	7,118	
May	7,118	
June	7,118	

QUALITY

	Quantity	Base Number	Contract	AT	Region	England
% of FP17s for the same patient ID Re-attending within 3 months - Children	19	379	5.0%	9.8%	11.4%	11.6%
% of FP17s for the same patient ID Re-attending within 3 months - Adults	153	1,182	12.9%	14.7%	15.0%	15.5%
% of FP17s for the same patient ID Re-attending between 3 & 9 months - Children	216	379	57.0%	52.8%	59.9%	58.8%
% of FP17s for the same patient ID Re-attending between 3 & 9 months - Adults	660	1,182	55.8%	48.0%	52.0%	51.1%
% of FP17s for Band 1 Urgent Courses	107	1,401	7.6%	8.0%	8.0%	9.0%
% of FP17s Relating to Free Repair or Replacements	12	1,401	0.9%	0.7%	0.8%	0.8%
% of FP17s Relating to Continuations	43	1,401	3.1%	0.8%	0.9%	0.9%
% of Patients satisfied with the dentistry they have received	1	1	N/A	92.8%	93.5%	93.3%
% of Patients satisfied with the time they had to wait for an appointment	1	1	N/A	89.7%	89.1%	88.9%

* This is based on patients treated on this contract for their most recent course of treatment. Figures in italics indicate the base number of FP17s or Patient Questionnaire responses are less than 100. N/A is shown where the base number of responses is less than 10 during the period. % is calculated as Quantity/Base number*100

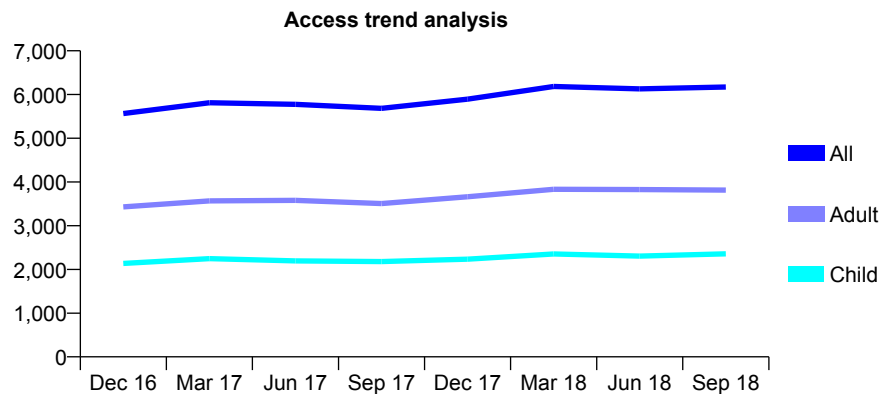
Q54 - Vital Signs At a Glance Contract Report for 177407/0005 - September 2018

Name or company name	BST Partnership
Contract type name	GDS Contract
Purpose of contract	General
Contract start date	01/04/2013
Contract end date	

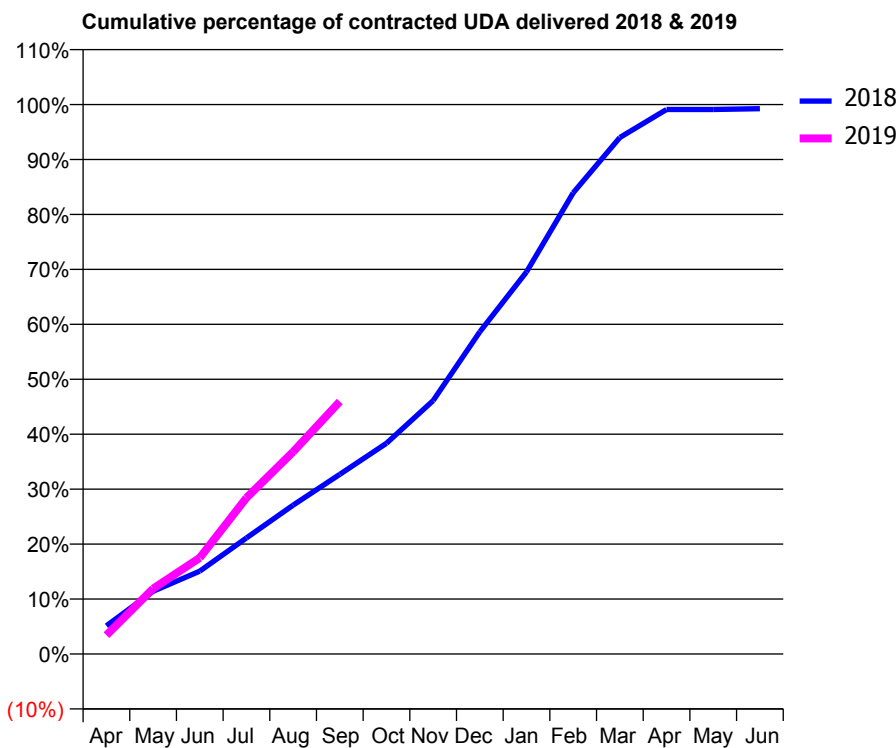
18/19 Contracted general activity (UDA)	15,774
Carry forward general activity (UDA)	118
18/19 Contracted orthodontic activity (UOA)	0
Carry forward orthodontic activity (UOA)	0
Baseline contract value	£378,762.35

ACCESS*

Patients seen in 24 months	Total	Change since previous quarter
Quarter ending September 2017	5,683	
Quarter ending December 2017	5,894	↑
Quarter ending March 2018	6,184	↑
Quarter ending June 2018	6,130	→
Quarter ending September 2018	6,171	→
Variance since September 2017	8.6%	↑



ACTIVITY



Adjusted Scheduled Activity (UDA)		
Month	2018	2019
April	809	541
May	1,802	1,878
June	2,378	2,761
July	3,332	4,485
August	4,275	5,806
September	5,158	7,246
October	6,051	
November	7,273	
December	9,248	
January	10,968	
February	13,237	
March	14,828	
April	15,631	
May	15,633	
June	15,656	

QUALITY

	Quantity	Base Number	Contract	AT	Region	England
% of FP17s for the same patient ID Re-attending within 3 months - Children	149	1,403	10.6%	9.8%	11.4%	11.6%
% of FP17s for the same patient ID Re-attending within 3 months - Adults	363	2,032	17.9%	14.7%	15.0%	15.5%
% of FP17s for the same patient ID Re-attending between 3 & 9 months - Children	565	1,403	40.3%	52.8%	59.9%	58.8%
% of FP17s for the same patient ID Re-attending between 3 & 9 months - Adults	676	2,032	33.3%	48.0%	52.0%	51.1%
% of FP17s for Band 1 Urgent Courses	451	3,131	14.4%	8.0%	8.0%	9.0%
% of FP17s Relating to Free Repair or Replacements	3	3,131	0.1%	0.7%	0.8%	0.8%
% of FP17s Relating to Continuations	0	3,131	0.0%	0.8%	0.9%	0.9%
% of Patients satisfied with the dentistry they have received	1	1	N/A	92.8%	93.5%	93.3%
% of Patients satisfied with the time they had to wait for an appointment	1	1	N/A	89.7%	89.1%	88.9%

* This is based on patients treated on this contract for their most recent course of treatment. Figures in italics indicate the base number of FP17s or Patient Questionnaire responses are less than 100. N/A is shown where the base number of responses is less than 10 during the period. % is calculated as Quantity/Base number*100

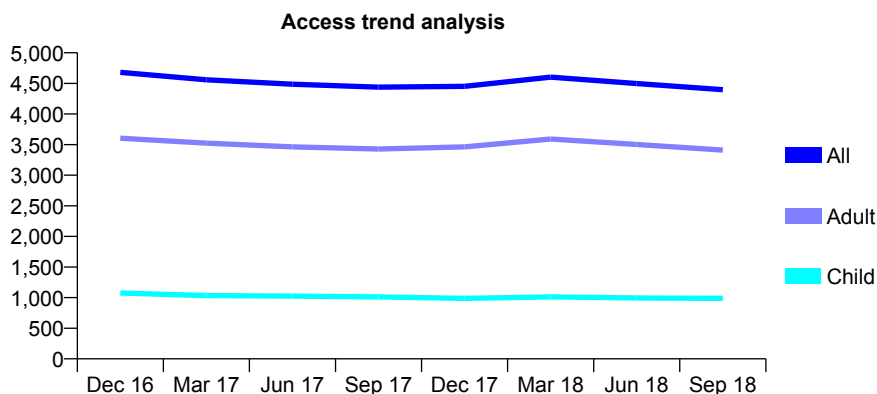
Q54 - Vital Signs At a Glance Contract Report for 178853/0001 - September 2018

Name or company name	OraCo Ltd
Contract type name	GDS Contract
Purpose of contract	General
Contract start date	01/04/2011
Contract end date	

18/19 Contracted general activity (UDA)	14,447
Carry forward general activity (UDA)	-149
18/19 Contracted orthodontic activity (UOA)	0
Carry forward orthodontic activity (UOA)	0
Baseline contract value	£404,746.61

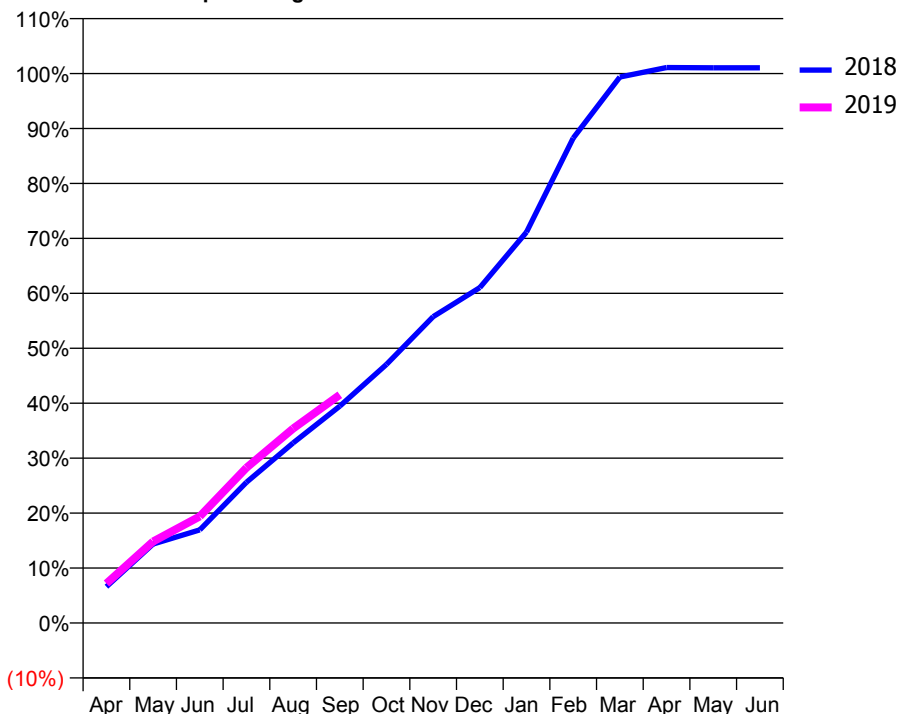
ACCESS*

Patients seen in 24 months	Total	Change since previous quarter
Quarter ending September 2017	4,440	
Quarter ending December 2017	4,451	→
Quarter ending March 2018	4,603	↑
Quarter ending June 2018	4,497	↓
Quarter ending September 2018	4,398	↓
Variance since September 2017	(0.9%)	→



ACTIVITY

Cumulative percentage of contracted UDA delivered 2018 & 2019



Month	Adjusted Scheduled Activity (UDA)	
	2018	2019
April	956	1,041
May	2,077	2,144
June	2,449	2,804
July	3,701	4,083
August	4,734	5,114
September	5,703	5,999
October	6,800	
November	8,054	
December	8,820	
January	10,278	
February	12,748	
March	14,355	
April	14,605	
May	14,596	
June	14,596	

QUALITY

	Quantity	Base Number	Contract	AT	Region	England
% of FP17s for the same patient ID Re-attending within 3 months - Children	34	719	4.7%	9.8%	11.4%	11.6%
% of FP17s for the same patient ID Re-attending within 3 months - Adults	243	1,570	15.5%	14.7%	15.0%	15.5%
% of FP17s for the same patient ID Re-attending between 3 & 9 months - Children	423	719	58.8%	52.8%	59.9%	58.8%
% of FP17s for the same patient ID Re-attending between 3 & 9 months - Adults	739	1,570	47.1%	48.0%	52.0%	51.1%
% of FP17s for Band 1 Urgent Courses	171	2,204	7.8%	8.0%	8.0%	9.0%
% of FP17s Relating to Free Repair or Replacements	70	2,204	3.2%	0.7%	0.8%	0.8%
% of FP17s Relating to Continuations	25	2,204	1.1%	0.8%	0.9%	0.9%
% of Patients satisfied with the dentistry they have received	1	2	N/A	92.8%	93.5%	93.3%
% of Patients satisfied with the time they had to wait for an appointment	1	2	N/A	89.7%	89.1%	88.9%

* This is based on patients treated on this contract for their most recent course of treatment. Figures in italics indicate the base number of FP17s or Patient Questionnaire responses are less than 100. N/A is shown where the base number of responses is less than 10 during the period. % is calculated as Quantity/Base number*100

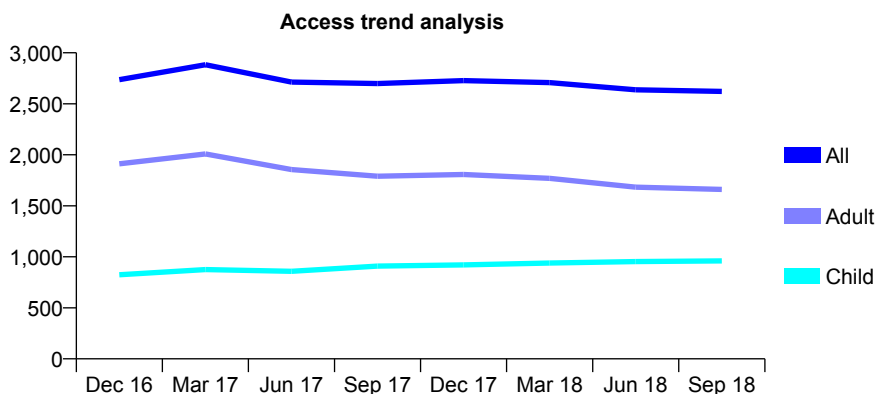
Q54 - Vital Signs At a Glance Contract Report for 180009/0001 - September 2018

Name or company name	Aesthetic Dental Implant Surgery
Contract type name	GDS Contract
Purpose of contract	General
Contract start date	01/11/2011
Contract end date	

18/19 Contracted general activity (UDA)	4,305
Carry forward general activity (UDA)	-37
18/19 Contracted orthodontic activity (UOA)	0
Carry forward orthodontic activity (UOA)	0
Baseline contract value	£98,144.32

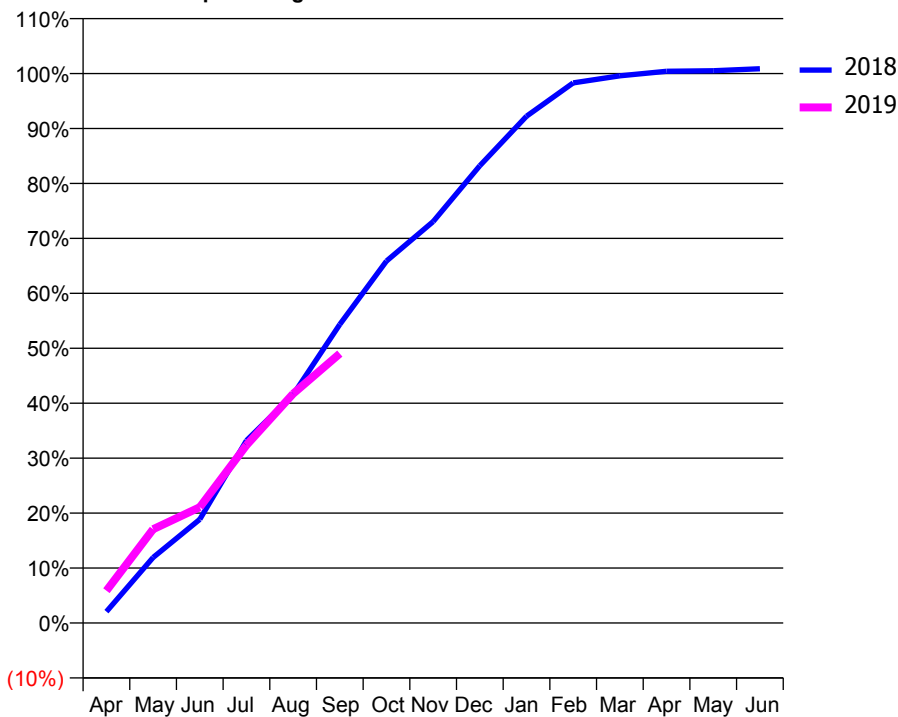
ACCESS*

Patients seen in 24 months	Total	Change since previous quarter
Quarter ending September 2017	2,699	
Quarter ending December 2017	2,728	→
Quarter ending March 2018	2,708	→
Quarter ending June 2018	2,637	↓
Quarter ending September 2018	2,621	→
Variance since September 2017	(2.9%)	↓



ACTIVITY

Cumulative percentage of contracted UDA delivered 2018 & 2019



Adjusted Scheduled Activity (UDA)

Month	2018	2019
April	89	254
May	513	735
June	813	907
July	1,429	1,394
August	1,789	1,796
September	2,340	2,111
October	2,836	
November	3,145	
December	3,583	
January	3,970	
February	4,231	
March	4,287	
April	4,322	
May	4,326	
June	4,342	

QUALITY

	Quantity	Base Number	Contract	AT	Region	England
% of FP17s for the same patient ID Re-attending within 3 months - Children	40	652	6.1%	9.8%	11.4%	11.6%
% of FP17s for the same patient ID Re-attending within 3 months - Adults	210	872	24.1%	14.7%	15.0%	15.5%
% of FP17s for the same patient ID Re-attending between 3 & 9 months - Children	258	652	39.6%	52.8%	59.9%	58.8%
% of FP17s for the same patient ID Re-attending between 3 & 9 months - Adults	232	872	26.6%	48.0%	52.0%	51.1%
% of FP17s for Band 1 Urgent Courses	128	993	12.9%	8.0%	8.0%	9.0%
% of FP17s Relating to Free Repair or Replacements	3	993	0.3%	0.7%	0.8%	0.8%
% of FP17s Relating to Continuations	5	993	0.5%	0.8%	0.9%	0.9%
% of Patients satisfied with the dentistry they have received	0	0	N/A	92.8%	93.5%	93.3%
% of Patients satisfied with the time they had to wait for an appointment	0	0	N/A	89.7%	89.1%	88.9%

* This is based on patients treated on this contract for their most recent course of treatment. Figures in italics indicate the base number of FP17s or Patient Questionnaire responses are less than 100. N/A is shown where the base number of responses is less than 10 during the period. % is calculated as Quantity/Base number*100

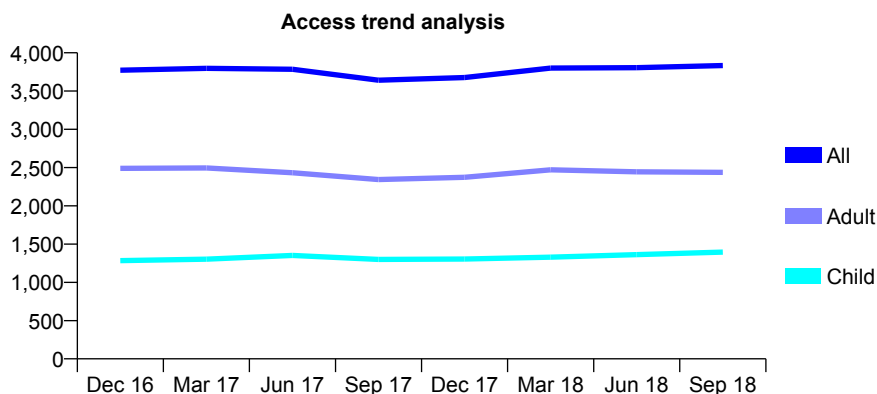
Q54 - Vital Signs At a Glance Contract Report for 180017/0001 - September 2018

Name or company name	Dr AS Bhandal, Dr Balbir Bhandal & Dr Balj
Contract type name	GDS Contract
Purpose of contract	General
Contract start date	28/05/2010
Contract end date	

18/19 Contracted general activity (UDA)	10,544
Carry forward general activity (UDA)	-58
18/19 Contracted orthodontic activity (UOA)	0
Carry forward orthodontic activity (UOA)	0
Baseline contract value	£244,886.59

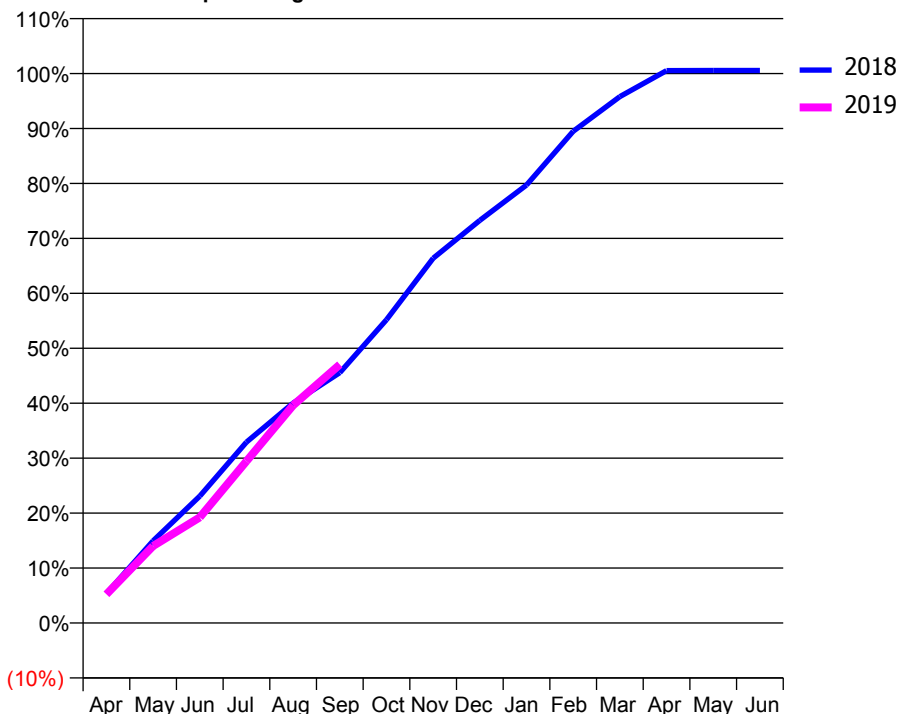
ACCESS*

Patients seen in 24 months	Total	Change since previous quarter
Quarter ending September 2017	3,642	
Quarter ending December 2017	3,677	→
Quarter ending March 2018	3,800	↑
Quarter ending June 2018	3,806	→
Quarter ending September 2018	3,833	→
Variance since September 2017	5.2%	↑



ACTIVITY

Cumulative percentage of contracted UDA delivered 2018 & 2019



Adjusted Scheduled Activity (UDA)

Month	2018	2019
April	568	552
May	1,578	1,477
June	2,434	2,028
July	3,471	3,104
August	4,221	4,178
September	4,804	4,961
October	5,819	
November	6,998	
December	7,725	
January	8,403	
February	9,436	
March	10,101	
April	10,600	
May	10,602	
June	10,602	

QUALITY

	Quantity	Base Number	Contract	AT	Region	England
% of FP17s for the same patient ID Re-attending within 3 months - Children	56	973	5.8%	9.8%	11.4%	11.6%
% of FP17s for the same patient ID Re-attending within 3 months - Adults	171	1,418	12.1%	14.7%	15.0%	15.5%
% of FP17s for the same patient ID Re-attending between 3 & 9 months - Children	431	973	44.3%	52.8%	59.9%	58.8%
% of FP17s for the same patient ID Re-attending between 3 & 9 months - Adults	562	1,418	39.6%	48.0%	52.0%	51.1%
% of FP17s for Band 1 Urgent Courses	86	2,227	3.9%	8.0%	8.0%	9.0%
% of FP17s Relating to Free Repair or Replacements	1	2,227	0.0%	0.7%	0.8%	0.8%
% of FP17s Relating to Continuations	2	2,227	0.1%	0.8%	0.9%	0.9%
% of Patients satisfied with the dentistry they have received	2	4	N/A	92.8%	93.5%	93.3%
% of Patients satisfied with the time they had to wait for an appointment	2	4	N/A	89.7%	89.1%	88.9%

* This is based on patients treated on this contract for their most recent course of treatment. Figures in italics indicate the base number of FP17s or Patient Questionnaire responses are less than 100. N/A is shown where the base number of responses is less than 10 during the period. % is calculated as Quantity/Base number*100

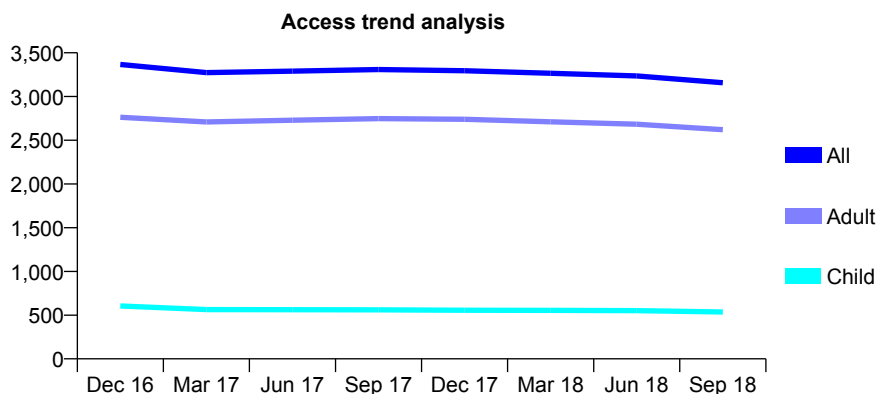
Q54 - Vital Signs At a Glance Contract Report for 181544/0001 - September 2018

Name or company name	Pelsall Road Dental Partnership
Contract type name	GDS Contract
Purpose of contract	General
Contract start date	30/07/2012
Contract end date	

18/19 Contracted general activity (UDA)	8,071
Carry forward general activity (UDA)	-124
18/19 Contracted orthodontic activity (UOA)	0
Carry forward orthodontic activity (UOA)	0
Baseline contract value	£292,877.67

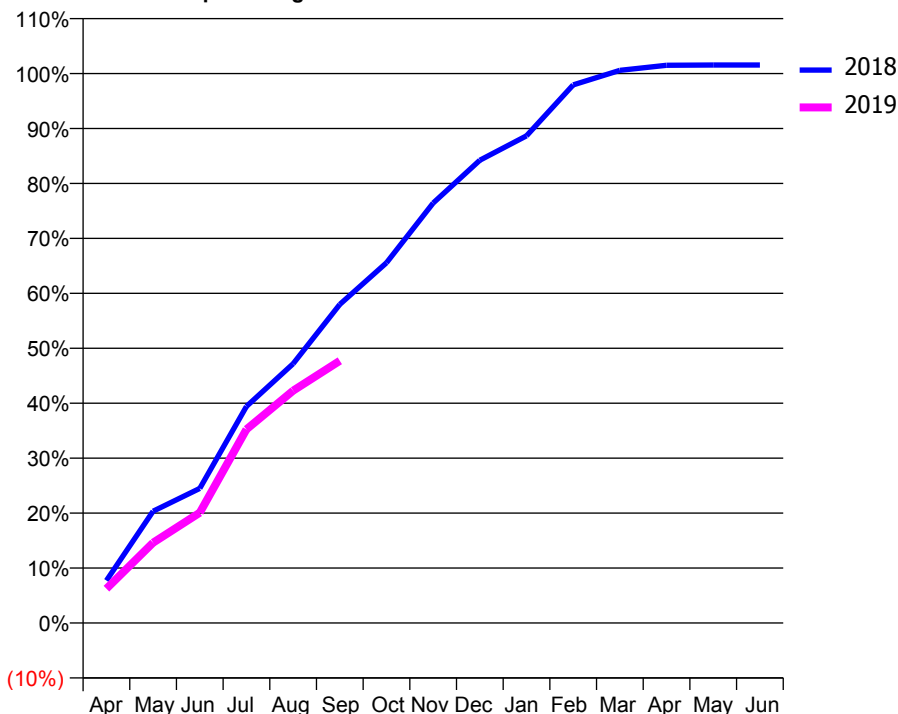
ACCESS*

Patients seen in 24 months	Total	Change since previous quarter
Quarter ending September 2017	3,309	
Quarter ending December 2017	3,295	→
Quarter ending March 2018	3,266	→
Quarter ending June 2018	3,235	→
Quarter ending September 2018	3,157	↓
Variance since September 2017	(4.6%)	↓



ACTIVITY

Cumulative percentage of contracted UDA delivered 2018 & 2019



Adjusted Scheduled Activity (UDA)

Month	2018	2019
April	624	504
May	1,643	1,179
June	1,978	1,621
July	3,182	2,845
August	3,809	3,413
September	4,680	3,852
October	5,291	
November	6,169	
December	6,797	
January	7,156	
February	7,903	
March	8,116	
April	8,192	
May	8,195	
June	8,195	

QUALITY

	Quantity	Base Number	Contract	AT	Region	England
% of FP17s for the same patient ID Re-attending within 3 months - Children	21	426	4.9%	9.8%	11.4%	11.6%
% of FP17s for the same patient ID Re-attending within 3 months - Adults	178	1,677	10.6%	14.7%	15.0%	15.5%
% of FP17s for the same patient ID Re-attending between 3 & 9 months - Children	281	426	66.0%	52.8%	59.9%	58.8%
% of FP17s for the same patient ID Re-attending between 3 & 9 months - Adults	1,053	1,677	62.8%	48.0%	52.0%	51.1%
% of FP17s for Band 1 Urgent Courses	76	2,045	3.7%	8.0%	8.0%	9.0%
% of FP17s Relating to Free Repair or Replacements	2	2,045	0.1%	0.7%	0.8%	0.8%
% of FP17s Relating to Continuations	35	2,045	1.7%	0.8%	0.9%	0.9%
% of Patients satisfied with the dentistry they have received	2	2	N/A	92.8%	93.5%	93.3%
% of Patients satisfied with the time they had to wait for an appointment	2	2	N/A	89.7%	89.1%	88.9%

* This is based on patients treated on this contract for their most recent course of treatment. Figures in italics indicate the base number of FP17s or Patient Questionnaire responses are less than 100. N/A is shown where the base number of responses is less than 10 during the period. % is calculated as Quantity/Base number*100

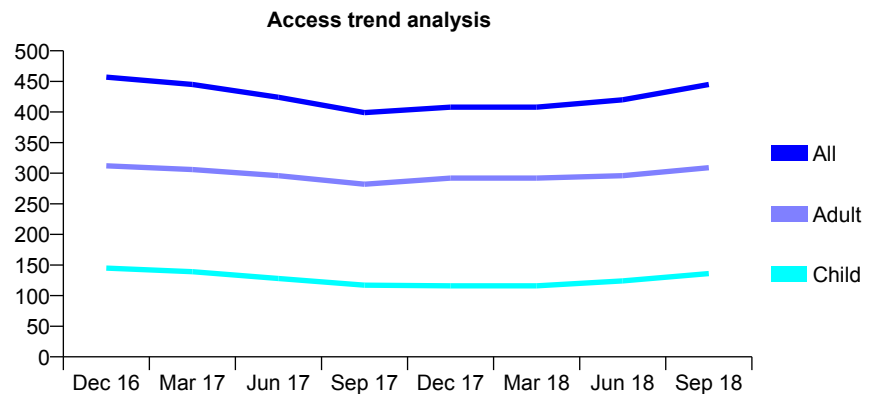
Q54 - Vital Signs At a Glance Contract Report for 183628/0001 - September 2018

Name or company name	Greenwood Dental Clinic
Contract type name	GDS Contract
Purpose of contract	General
Contract start date	09/11/2013
Contract end date	

18/19 Contracted general activity (UDA)	1,150
Carry forward general activity (UDA)	0
18/19 Contracted orthodontic activity (UOA)	0
Carry forward orthodontic activity (UOA)	0
Baseline contract value	£25,848.79

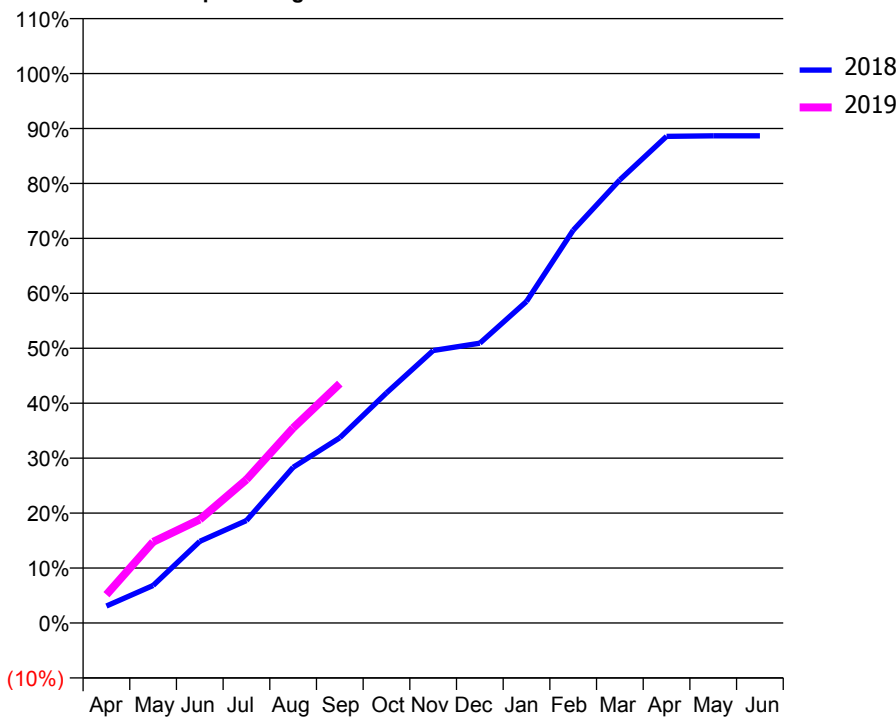
ACCESS*

Patients seen in 24 months	Total	Change since previous quarter
Quarter ending September 2017	399	
Quarter ending December 2017	408	↑
Quarter ending March 2018	408	→
Quarter ending June 2018	420	↑
Quarter ending September 2018	445	↑
Variance since September 2017	11.5%	↑



ACTIVITY

Cumulative percentage of contracted UDA delivered 2018 & 2019



Adjusted Scheduled Activity (UDA)		
Month	2018	2019
April	36	59
May	79	170
June	171	217
July	214	300
August	326	408
September	388	501
October	482	
November	570	
December	586	
January	673	
February	822	
March	927	
April	1,019	
May	1,020	
June	1,020	

QUALITY

	Quantity	Base Number	Contract	AT	Region	England
% of FP17s for the same patient ID Re-attending within 3 months - Children	10	95	10.5%	9.8%	11.4%	11.6%
% of FP17s for the same patient ID Re-attending within 3 months - Adults	30	198	15.2%	14.7%	15.0%	15.5%
% of FP17s for the same patient ID Re-attending between 3 & 9 months - Children	38	95	40.0%	52.8%	59.9%	58.8%
% of FP17s for the same patient ID Re-attending between 3 & 9 months - Adults	95	198	48.0%	48.0%	52.0%	51.1%
% of FP17s for Band 1 Urgent Courses	40	259	15.4%	8.0%	8.0%	9.0%
% of FP17s Relating to Free Repair or Replacements	0	259	0.0%	0.7%	0.8%	0.8%
% of FP17s Relating to Continuations	2	259	0.8%	0.8%	0.9%	0.9%
% of Patients satisfied with the dentistry they have received	0	0	N/A	92.8%	93.5%	93.3%
% of Patients satisfied with the time they had to wait for an appointment	0	0	N/A	89.7%	89.1%	88.9%

* This is based on patients treated on this contract for their most recent course of treatment. Figures in italics indicate the base number of FP17s or Patient Questionnaire responses are less than 100. N/A is shown where the base number of responses is less than 10 during the period. % is calculated as Quantity/Base number*100

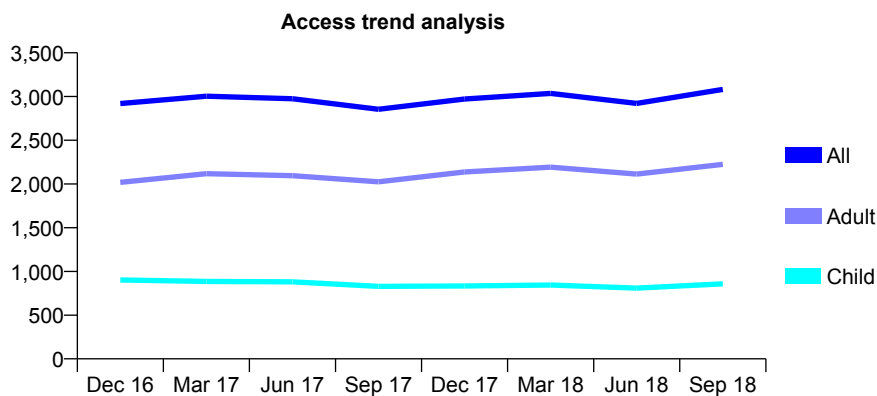
Q54 - Vital Signs At a Glance Contract Report for 184152/0001 - September 2018

Name or company name	Cromer Road Dental Care
Contract type name	GDS Contract
Purpose of contract	General
Contract start date	01/02/2009
Contract end date	

18/19 Contracted general activity (UDA)	13,947
Carry forward general activity (UDA)	0
18/19 Contracted orthodontic activity (UOA)	0
Carry forward orthodontic activity (UOA)	0
Baseline contract value	£416,263.49

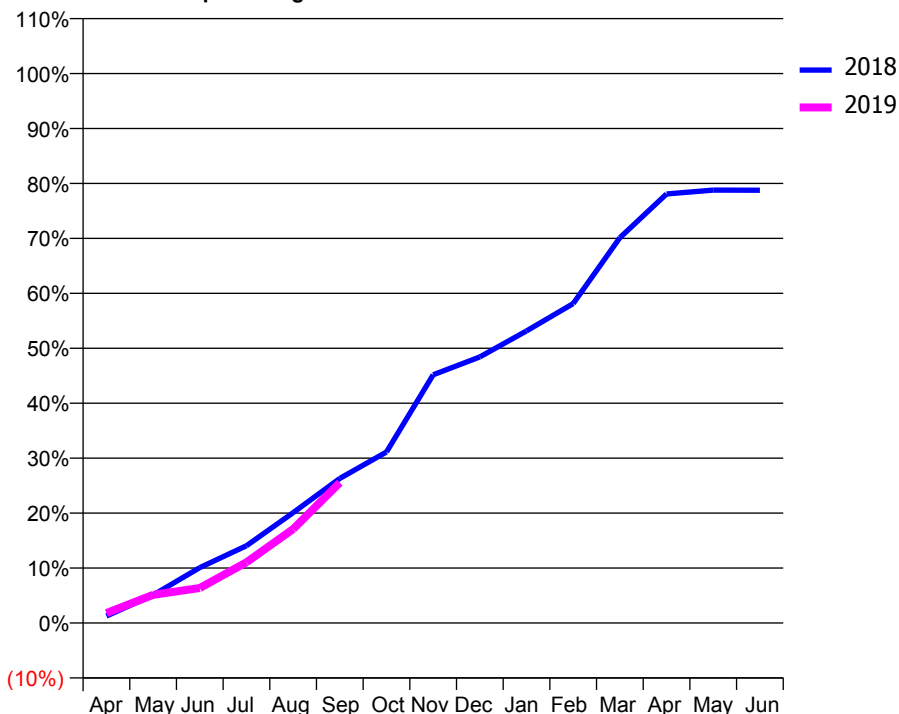
ACCESS*

Patients seen in 24 months	Total	Change since previous quarter
Quarter ending September 2017	2,854	
Quarter ending December 2017	2,971	↑
Quarter ending March 2018	3,036	↑
Quarter ending June 2018	2,922	↓
Quarter ending September 2018	3,082	↑
Variance since September 2017	8.0%	↑



ACTIVITY

Cumulative percentage of contracted UDA delivered 2018 & 2019



Adjusted Scheduled Activity (UDA)

Month	2018	2019
April	178	252
May	709	715
June	1,406	889
July	1,960	1,543
August	2,800	2,385
September	3,670	3,564
October	4,340	
November	6,300	
December	6,754	
January	7,414	
February	8,109	
March	9,779	
April	10,891	
May	10,989	
June	10,983	

QUALITY

	Quantity	Base Number	Contract	AT	Region	England
% of FP17s for the same patient ID Re-attending within 3 months - Children	25	413	6.1%	9.8%	11.4%	11.6%
% of FP17s for the same patient ID Re-attending within 3 months - Adults	133	993	13.4%	14.7%	15.0%	15.5%
% of FP17s for the same patient ID Re-attending between 3 & 9 months - Children	120	413	29.1%	52.8%	59.9%	58.8%
% of FP17s for the same patient ID Re-attending between 3 & 9 months - Adults	272	993	27.4%	48.0%	52.0%	51.1%
% of FP17s for Band 1 Urgent Courses	151	1,155	13.1%	8.0%	8.0%	9.0%
% of FP17s Relating to Free Repair or Replacements	18	1,155	1.6%	0.7%	0.8%	0.8%
% of FP17s Relating to Continuations	2	1,155	0.2%	0.8%	0.9%	0.9%
% of Patients satisfied with the dentistry they have received	1	1	N/A	92.8%	93.5%	93.3%
% of Patients satisfied with the time they had to wait for an appointment	1	1	N/A	89.7%	89.1%	88.9%

* This is based on patients treated on this contract for their most recent course of treatment. Figures in italics indicate the base number of FP17s or Patient Questionnaire responses are less than 100. N/A is shown where the base number of responses is less than 10 during the period. % is calculated as Quantity/Base number*100

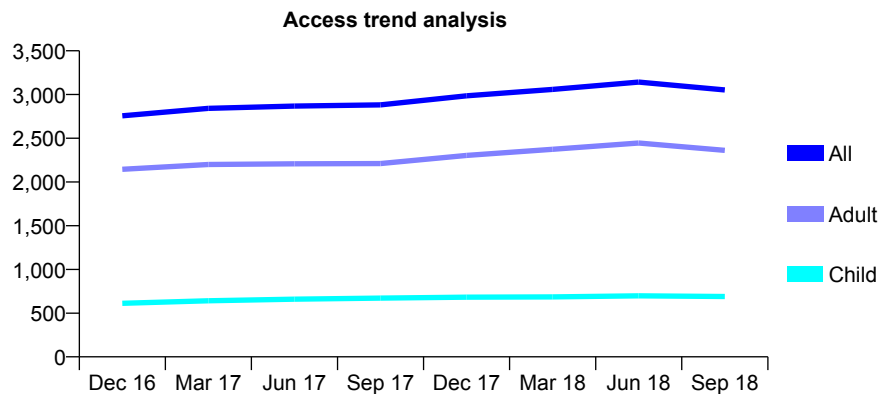
Q54 - Vital Signs At a Glance Contract Report for 184780/0001 - September 2018

Name or company name	Short Heath Dental Practice
Contract type name	GDS Contract
Purpose of contract	General
Contract start date	15/10/2014
Contract end date	

18/19 Contracted general activity (UDA)	7,926
Carry forward general activity (UDA)	-14
18/19 Contracted orthodontic activity (UOA)	0
Carry forward orthodontic activity (UOA)	0
Baseline contract value	£189,541.43

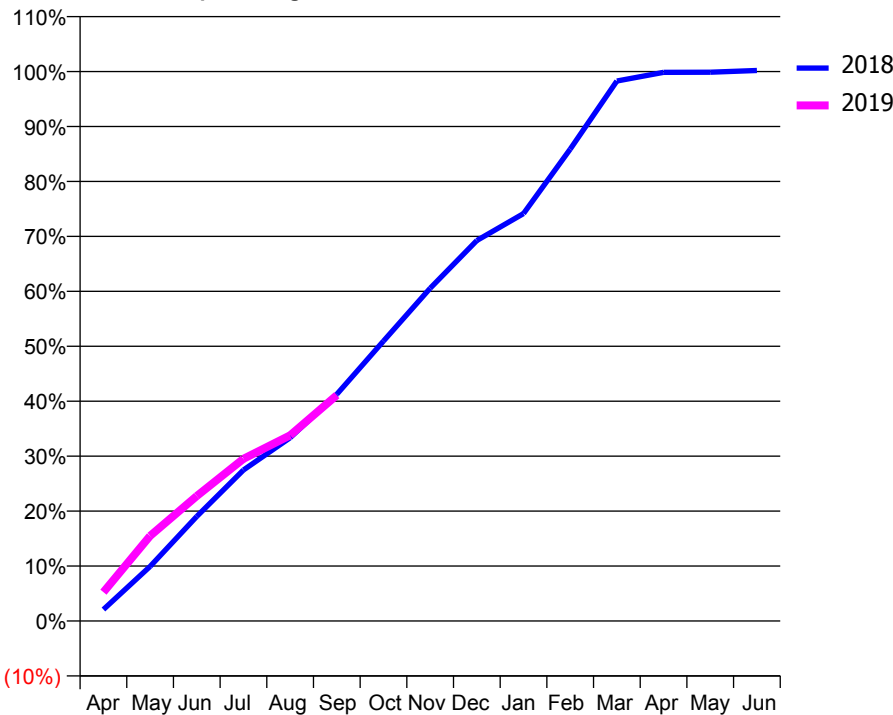
ACCESS*

Patients seen in 24 months	Total	Change since previous quarter
Quarter ending September 2017	2,882	
Quarter ending December 2017	2,985	↑
Quarter ending March 2018	3,059	↑
Quarter ending June 2018	3,142	↑
Quarter ending September 2018	3,052	↓
Variance since September 2017	5.9%	↑



ACTIVITY

Cumulative percentage of contracted UDA delivered 2018 & 2019



Month	Adjusted Scheduled Activity (UDA)	
	2018	2019
April	167	416
May	787	1,229
June	1,510	1,803
July	2,179	2,341
August	2,643	2,678
September	3,271	3,257
October	4,038	
November	4,801	
December	5,489	
January	5,877	
February	6,806	
March	7,788	
April	7,913	
May	7,916	
June	7,941	

QUALITY

	Quantity	Base Number	Contract	AT	Region	England
% of FP17s for the same patient ID Re-attending within 3 months - Children	26	440	5.9%	9.8%	11.4%	11.6%
% of FP17s for the same patient ID Re-attending within 3 months - Adults	134	1,063	12.6%	14.7%	15.0%	15.5%
% of FP17s for the same patient ID Re-attending between 3 & 9 months - Children	252	440	57.3%	52.8%	59.9%	58.8%
% of FP17s for the same patient ID Re-attending between 3 & 9 months - Adults	493	1,063	46.4%	48.0%	52.0%	51.1%
% of FP17s for Band 1 Urgent Courses	133	1,426	9.3%	8.0%	8.0%	9.0%
% of FP17s Relating to Free Repair or Replacements	17	1,426	1.2%	0.7%	0.8%	0.8%
% of FP17s Relating to Continuations	28	1,426	2.0%	0.8%	0.9%	0.9%
% of Patients satisfied with the dentistry they have received	1	1	N/A	92.8%	93.5%	93.3%
% of Patients satisfied with the time they had to wait for an appointment	1	1	N/A	89.7%	89.1%	88.9%

* This is based on patients treated on this contract for their most recent course of treatment. Figures in italics indicate the base number of FP17s or Patient Questionnaire responses are less than 100. N/A is shown where the base number of responses is less than 10 during the period. % is calculated as Quantity/Base number*100

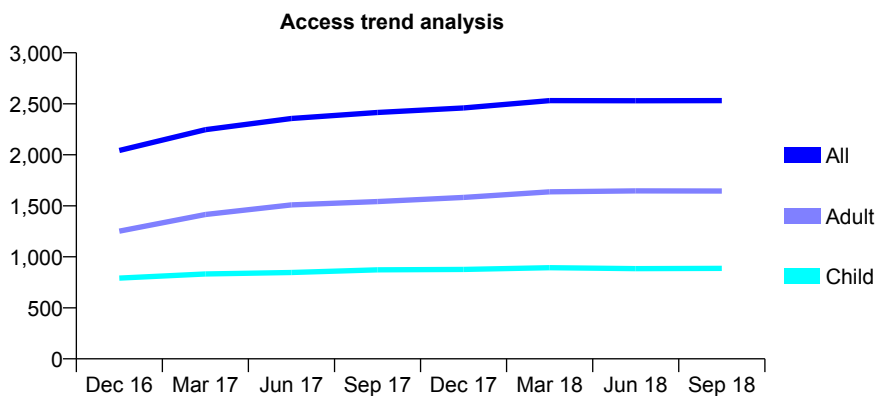
Q54 - Vital Signs At a Glance Contract Report for 184926/0001 - September 2018

Name or company name	Mrs Jaspreet Kiran Kaur Pahal
Contract type name	GDS Contract
Purpose of contract	General and Orthodontic
Contract start date	01/01/2016
Contract end date	

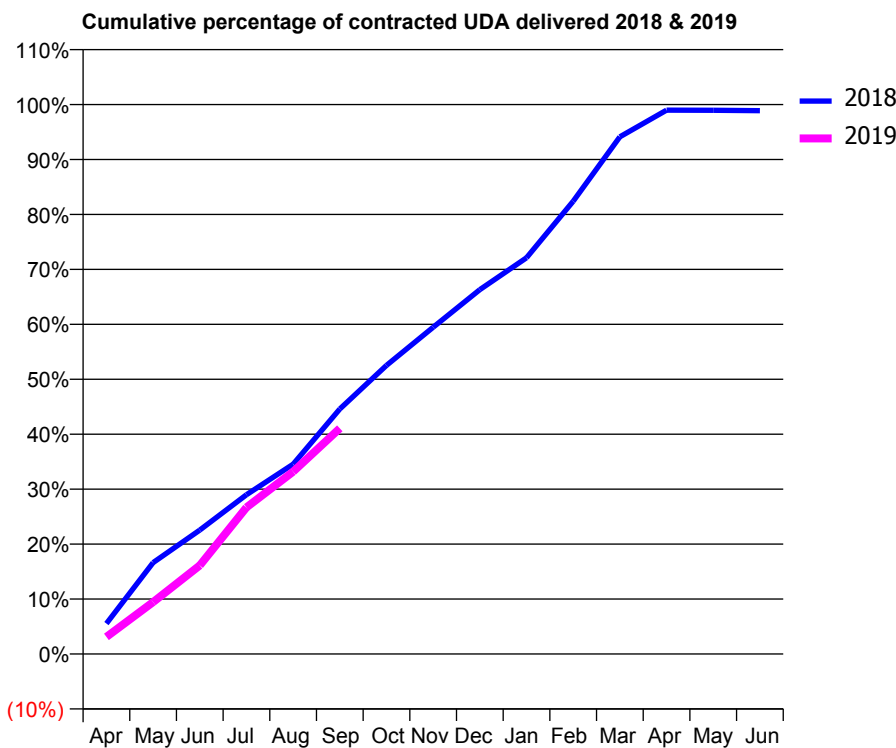
18/19 Contracted general activity (UDA)	7,545
Carry forward general activity (UDA)	84
18/19 Contracted orthodontic activity (UOA)	451
Carry forward orthodontic activity (UOA)	0
Baseline contract value	£207,236.21

ACCESS*

Patients seen in 24 months	Total	Change since previous quarter
Quarter ending September 2017	2,415	
Quarter ending December 2017	2,459	→
Quarter ending March 2018	2,531	↑
Quarter ending June 2018	2,530	→
Quarter ending September 2018	2,532	→
Variance since September 2017	4.8%	↑



ACTIVITY



Month	Adjusted Scheduled Activity (UDA)	
	2018	2019
April	418	236
May	1,254	712
June	1,702	1,217
July	2,188	2,013
August	2,607	2,505
September	3,365	3,099
October	3,963	
November	4,487	
December	5,003	
January	5,440	
February	6,217	
March	7,100	
April	7,468	
May	7,465	
June	7,461	

QUALITY

	Quantity	Base Number	Contract	AT	Region	England
% of FP17s for the same patient ID Re-attending within 3 months - Children	69	678	10.2%	9.8%	11.4%	11.6%
% of FP17s for the same patient ID Re-attending within 3 months - Adults	193	1,155	16.7%	14.7%	15.0%	15.5%
% of FP17s for the same patient ID Re-attending between 3 & 9 months - Children	434	678	64.0%	52.8%	59.9%	58.8%
% of FP17s for the same patient ID Re-attending between 3 & 9 months - Adults	678	1,155	58.7%	48.0%	52.0%	51.1%
% of FP17s for Band 1 Urgent Courses	133	1,670	8.0%	8.0%	8.0%	9.0%
% of FP17s Relating to Free Repair or Replacements	6	1,670	0.4%	0.7%	0.8%	0.8%
% of FP17s Relating to Continuations	4	1,670	0.2%	0.8%	0.9%	0.9%
% of Patients satisfied with the dentistry they have received	2	2	N/A	92.8%	93.5%	93.3%
% of Patients satisfied with the time they had to wait for an appointment	2	2	N/A	89.7%	89.1%	88.9%

* This is based on patients treated on this contract for their most recent course of treatment. Figures in italics indicate the base number of FP17s or Patient Questionnaire responses are less than 100. N/A is shown where the base number of responses is less than 10 during the period. % is calculated as Quantity/Base number*100

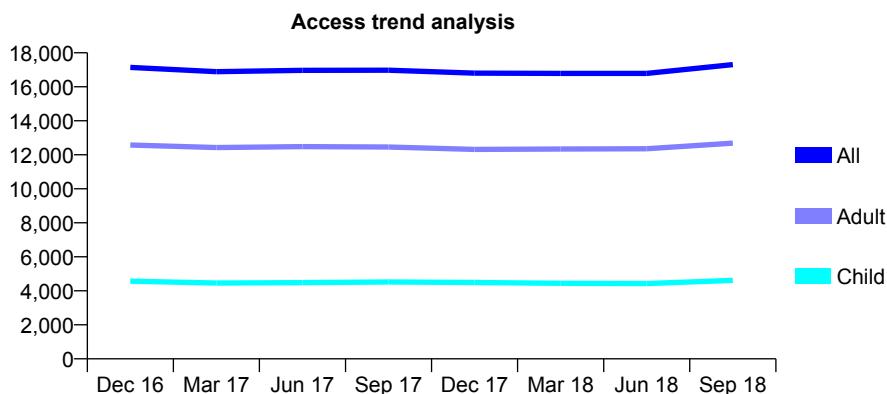
Q54 - Vital Signs At a Glance Contract Report for 186813/0001 - September 2018

Name or company name	The Smile Centre(Birmingham) Ltd
Contract type name	GDS Contract
Purpose of contract	General and Orthodontic
Contract start date	28/06/2012
Contract end date	

18/19 Contracted general activity (UDA)	45,903
Carry forward general activity (UDA)	766
18/19 Contracted orthodontic activity (UOA)	2
Carry forward orthodontic activity (UOA)	0
Baseline contract value	£1,153,021.44

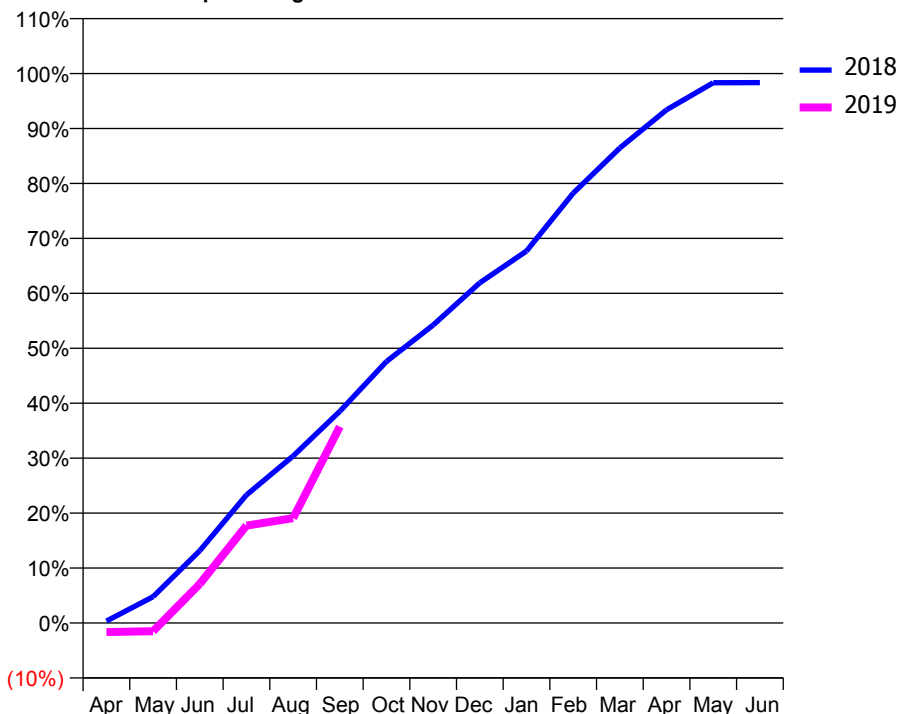
ACCESS*

Patients seen in 24 months	Total	Change since previous quarter
Quarter ending September 2017	16,977	
Quarter ending December 2017	16,807	↓
Quarter ending March 2018	16,787	→
Quarter ending June 2018	16,787	→
Quarter ending September 2018	17,302	↑
Variance since September 2017	1.9%	→



ACTIVITY

Cumulative percentage of contracted UDA delivered 2018 & 2019



Adjusted Scheduled Activity (UDA)

Month	2018	2019
April	159	-764
May	2,195	-697
June	6,044	3,273
July	10,701	8,139
August	13,953	8,762
September	17,686	16,405
October	21,849	
November	24,891	
December	28,423	
January	31,073	
February	35,903	
March	39,685	
April	42,874	
May	45,135	
June	45,136	

QUALITY

	Quantity	Base Number	Contract	AT	Region	England
% of FP17s for the same patient ID Re-attending within 3 months - Children	112	2,769	4.0%	9.8%	11.4%	11.6%
% of FP17s for the same patient ID Re-attending within 3 months - Adults	1,004	7,179	14.0%	14.7%	15.0%	15.5%
% of FP17s for the same patient ID Re-attending between 3 & 9 months - Children	1,017	2,769	36.7%	52.8%	59.9%	58.8%
% of FP17s for the same patient ID Re-attending between 3 & 9 months - Adults	2,622	7,179	36.5%	48.0%	52.0%	51.1%
% of FP17s for Band 1 Urgent Courses	143	7,149	2.0%	8.0%	8.0%	9.0%
% of FP17s Relating to Free Repair or Replacements	137	7,149	1.9%	0.7%	0.8%	0.8%
% of FP17s Relating to Continuations	98	7,149	1.4%	0.8%	0.9%	0.9%
% of Patients satisfied with the dentistry they have received	8	9	N/A	92.8%	93.5%	93.3%
% of Patients satisfied with the time they had to wait for an appointment	8	9	N/A	89.7%	89.1%	88.9%

* This is based on patients treated on this contract for their most recent course of treatment. Figures in italics indicate the base number of FP17s or Patient Questionnaire responses are less than 100. N/A is shown where the base number of responses is less than 10 during the period. % is calculated as Quantity/Base number*100

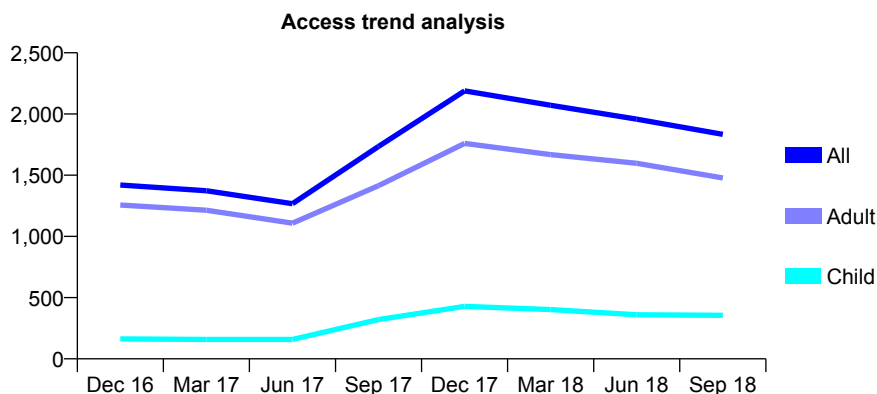
Q54 - Vital Signs At a Glance Contract Report for 188441/0001 - September 2018

Name or company name	Mr Sukhbir Singh & Mr L A Shiels
Contract type name	GDS Contract
Purpose of contract	General
Contract start date	01/12/2011
Contract end date	

18/19 Contracted general activity (UDA)	4,374
Carry forward general activity (UDA)	168
18/19 Contracted orthodontic activity (UOA)	0
Carry forward orthodontic activity (UOA)	0
Baseline contract value	£97,022.42

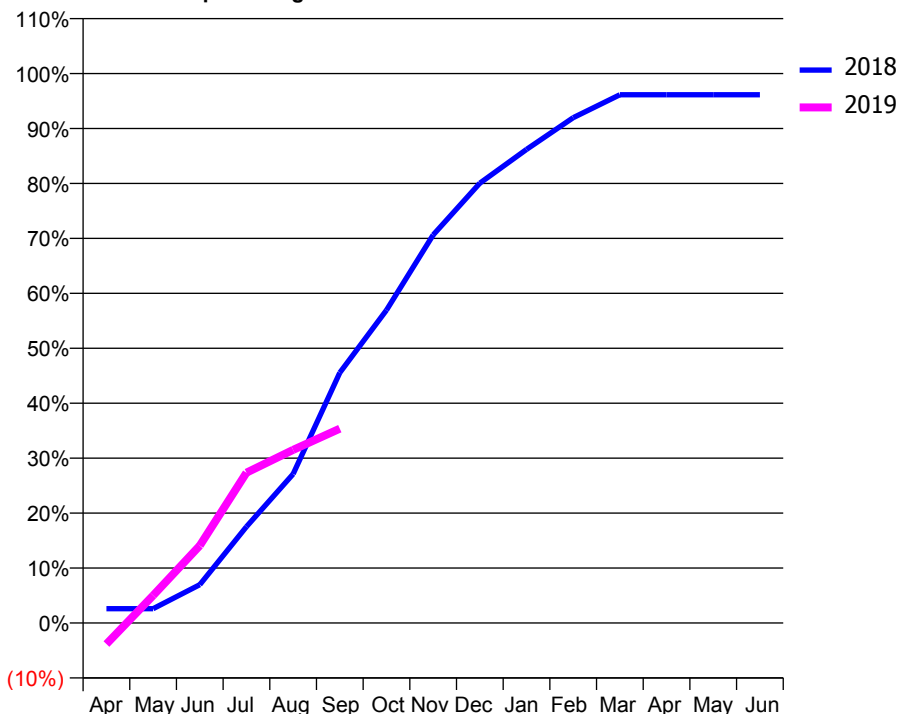
ACCESS*

Patients seen in 24 months	Total	Change since previous quarter
Quarter ending September 2017	1,735	
Quarter ending December 2017	2,189	↑
Quarter ending March 2018	2,071	↓
Quarter ending June 2018	1,958	↓
Quarter ending September 2018	1,834	↓
Variance since September 2017	5.7%	↑



ACTIVITY

Cumulative percentage of contracted UDA delivered 2018 & 2019



Adjusted Scheduled Activity (UDA)

Month	2018	2019
April	114	-168
May	114	219
June	306	616
July	767	1,196
August	1,186	1,378
September	1,993	1,547
October	2,490	
November	3,089	
December	3,501	
January	3,770	
February	4,022	
March	4,205	
April	4,205	
May	4,205	
June	4,205	

QUALITY

	Quantity	Base Number	Contract	AT	Region	England
% of FP17s for the same patient ID Re-attending within 3 months - Children	3	160	1.9%	9.8%	11.4%	11.6%
% of FP17s for the same patient ID Re-attending within 3 months - Adults	27	519	5.2%	14.7%	15.0%	15.5%
% of FP17s for the same patient ID Re-attending between 3 & 9 months - Children	36	160	22.5%	52.8%	59.9%	58.8%
% of FP17s for the same patient ID Re-attending between 3 & 9 months - Adults	146	519	28.1%	48.0%	52.0%	51.1%
% of FP17s for Band 1 Urgent Courses	37	679	5.4%	8.0%	8.0%	9.0%
% of FP17s Relating to Free Repair or Replacements	3	679	0.4%	0.7%	0.8%	0.8%
% of FP17s Relating to Continuations	10	679	1.5%	0.8%	0.9%	0.9%
% of Patients satisfied with the dentistry they have received	1	1	N/A	92.8%	93.5%	93.3%
% of Patients satisfied with the time they had to wait for an appointment	0	1	N/A	89.7%	89.1%	88.9%

* This is based on patients treated on this contract for their most recent course of treatment. Figures in italics indicate the base number of FP17s or Patient Questionnaire responses are less than 100. N/A is shown where the base number of responses is less than 10 during the period. % is calculated as Quantity/Base number*100

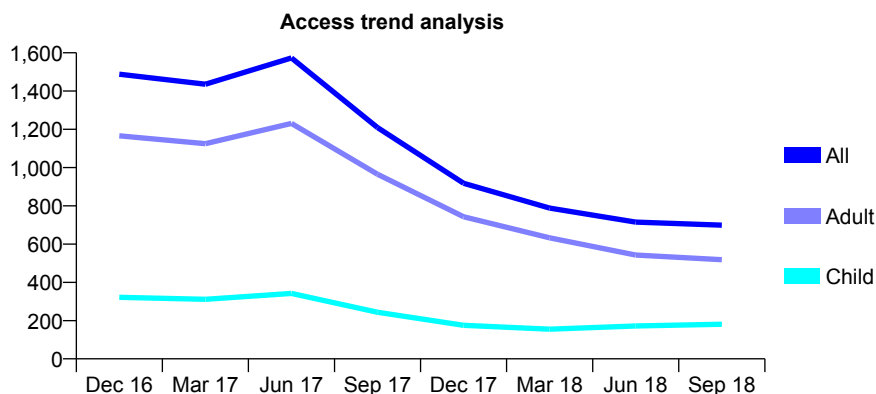
Q54 - Vital Signs At a Glance Contract Report for 188441/0002 - September 2018

Name or company name	Mr Sukhbir Singh & Mr L A Shiels
Contract type name	GDS Contract
Purpose of contract	General
Contract start date	01/12/2011
Contract end date	

18/19 Contracted general activity (UDA)	3,685
Carry forward general activity (UDA)	0
18/19 Contracted orthodontic activity (UOA)	0
Carry forward orthodontic activity (UOA)	0
Baseline contract value	£73,991.73

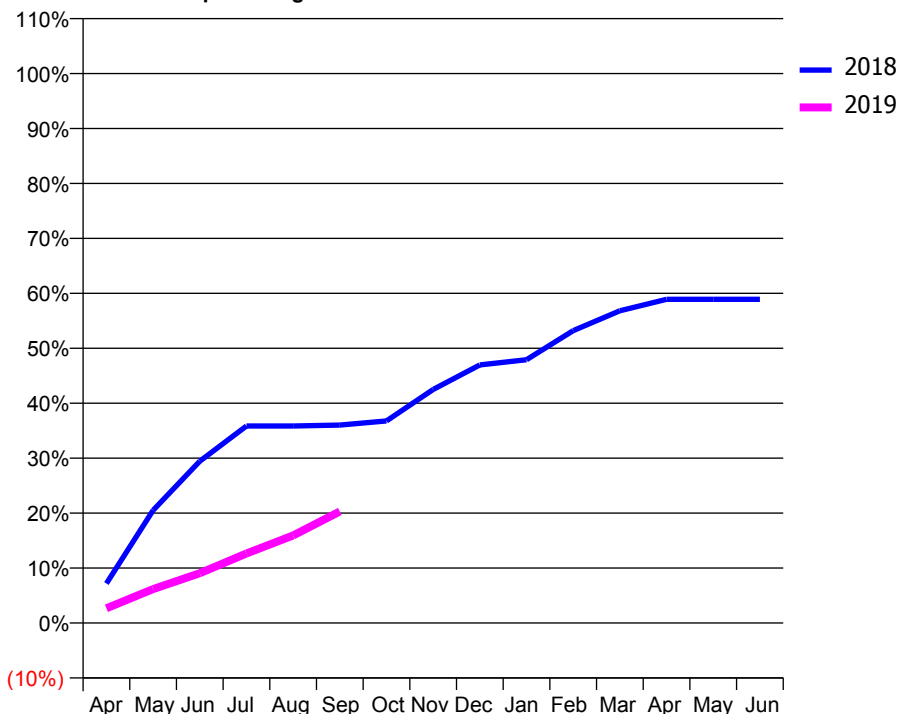
ACCESS*

Patients seen in 24 months	Total	Change since previous quarter
Quarter ending September 2017	1,209	
Quarter ending December 2017	918	↓
Quarter ending March 2018	788	↓
Quarter ending June 2018	715	↓
Quarter ending September 2018	699	↓
Variance since September 2017	(42.2%)	↓



ACTIVITY

Cumulative percentage of contracted UDA delivered 2018 & 2019



Month	Adjusted Scheduled Activity (UDA)	
	2018	2019
April	265	99
May	756	228
June	1,085	334
July	1,322	467
August	1,322	587
September	1,328	748
October	1,355	
November	1,566	
December	1,731	
January	1,766	
February	1,961	
March	2,094	
April	2,171	
May	2,171	
June	2,171	

QUALITY

	Quantity	Base Number	Contract	AT	Region	England
% of FP17s for the same patient ID Re-attending within 3 months - Children	4	117	3.4%	9.8%	11.4%	11.6%
% of FP17s for the same patient ID Re-attending within 3 months - Adults	18	227	7.9%	14.7%	15.0%	15.5%
% of FP17s for the same patient ID Re-attending between 3 & 9 months - Children	14	117	12.0%	52.8%	59.9%	58.8%
% of FP17s for the same patient ID Re-attending between 3 & 9 months - Adults	26	227	11.5%	48.0%	52.0%	51.1%
% of FP17s for Band 1 Urgent Courses	9	323	2.8%	8.0%	8.0%	9.0%
% of FP17s Relating to Free Repair or Replacements	0	323	0.0%	0.7%	0.8%	0.8%
% of FP17s Relating to Continuations	5	323	1.5%	0.8%	0.9%	0.9%
% of Patients satisfied with the dentistry they have received	1	1	N/A	92.8%	93.5%	93.3%
% of Patients satisfied with the time they had to wait for an appointment	1	1	N/A	89.7%	89.1%	88.9%

* This is based on patients treated on this contract for their most recent course of treatment. Figures in italics indicate the base number of FP17s or Patient Questionnaire responses are less than 100. N/A is shown where the base number of responses is less than 10 during the period. % is calculated as Quantity/Base number*100

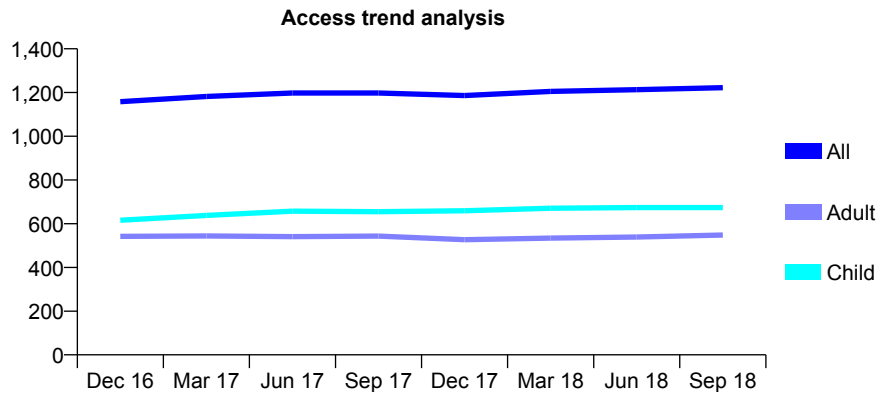
Q54 - Vital Signs At a Glance Contract Report for 188514/0001 - September 2018

Name or company name	The Wall Heath Dental Practice
Contract type name	GDS Contract
Purpose of contract	General
Contract start date	01/09/2008
Contract end date	

18/19 Contracted general activity (UDA)	3,710
Carry forward general activity (UDA)	0
18/19 Contracted orthodontic activity (UOA)	0
Carry forward orthodontic activity (UOA)	0
Baseline contract value	£98,697.85

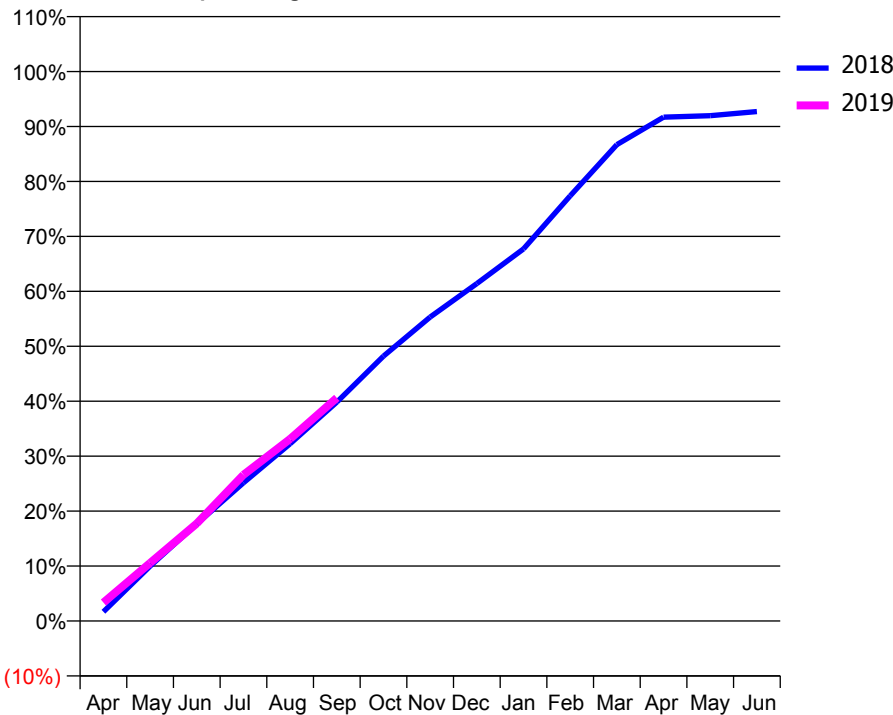
ACCESS*

Patients seen in 24 months	Total	Change since previous quarter
Quarter ending September 2017	1,198	
Quarter ending December 2017	1,186	↓
Quarter ending March 2018	1,205	→
Quarter ending June 2018	1,213	→
Quarter ending September 2018	1,222	→
Variance since September 2017	2.0%	↑



ACTIVITY

Cumulative percentage of contracted UDA delivered 2018 & 2019



Month	Adjusted Scheduled Activity (UDA)	
	2018	2019
April	63	125
May	371	392
June	656	659
July	934	988
August	1,197	1,230
September	1,478	1,506
October	1,789	
November	2,052	
December	2,279	
January	2,512	
February	2,871	
March	3,217	
April	3,401	
May	3,411	
June	3,439	

QUALITY

	Quantity	Base Number	Contract	AT	Region	England
% of FP17s for the same patient ID Re-attending within 3 months - Children	47	629	7.5%	9.8%	11.4%	11.6%
% of FP17s for the same patient ID Re-attending within 3 months - Adults	70	408	17.2%	14.7%	15.0%	15.5%
% of FP17s for the same patient ID Re-attending between 3 & 9 months - Children	443	629	70.4%	52.8%	59.9%	58.8%
% of FP17s for the same patient ID Re-attending between 3 & 9 months - Adults	238	408	58.3%	48.0%	52.0%	51.1%
% of FP17s for Band 1 Urgent Courses	72	935	7.7%	8.0%	8.0%	9.0%
% of FP17s Relating to Free Repair or Replacements	1	935	0.1%	0.7%	0.8%	0.8%
% of FP17s Relating to Continuations	11	935	1.2%	0.8%	0.9%	0.9%
% of Patients satisfied with the dentistry they have received	0	0	N/A	92.8%	93.5%	93.3%
% of Patients satisfied with the time they had to wait for an appointment	0	0	N/A	89.7%	89.1%	88.9%

* This is based on patients treated on this contract for their most recent course of treatment. Figures in italics indicate the base number of FP17s or Patient Questionnaire responses are less than 100. N/A is shown where the base number of responses is less than 10 during the period. % is calculated as Quantity/Base number*100

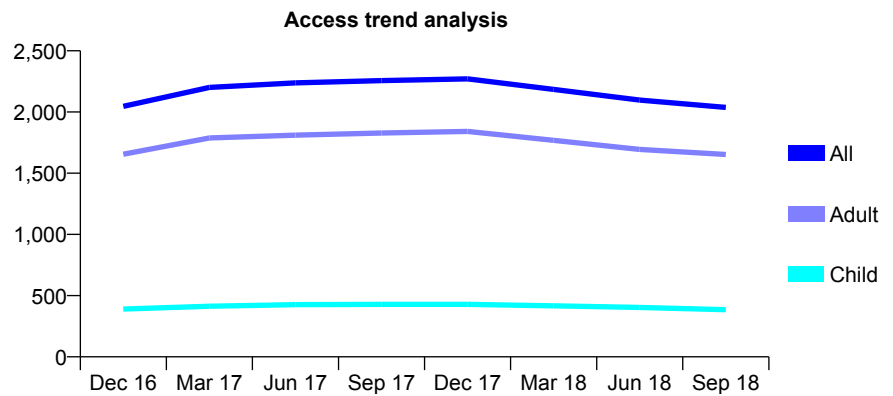
Q54 - Vital Signs At a Glance Contract Report for 189030/0001 - September 2018

Name or company name	Wordsley Dental Practice
Contract type name	GDS Contract
Purpose of contract	General
Contract start date	01/12/2015
Contract end date	

18/19 Contracted general activity (UDA)	6,934
Carry forward general activity (UDA)	-41
18/19 Contracted orthodontic activity (UOA)	0
Carry forward orthodontic activity (UOA)	0
Baseline contract value	£152,997.61

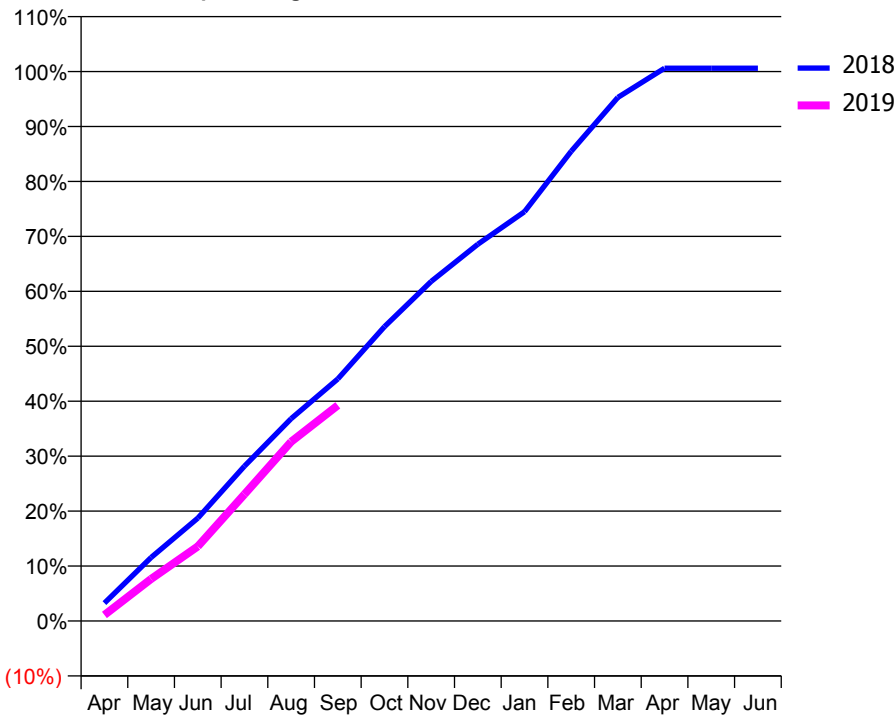
ACCESS*

Patients seen in 24 months	Total	Change since previous quarter
Quarter ending September 2017	2,257	
Quarter ending December 2017	2,271	→
Quarter ending March 2018	2,185	↓
Quarter ending June 2018	2,098	↓
Quarter ending September 2018	2,038	↓
Variance since September 2017	(9.7%)	↓



ACTIVITY

Cumulative percentage of contracted UDA delivered 2018 & 2019



Month	Adjusted Scheduled Activity (UDA)	
	2018	2019
April	226	76
May	802	532
June	1,299	942
July	1,954	1,599
August	2,553	2,262
September	3,055	2,722
October	3,714	
November	4,285	
December	4,755	
January	5,165	
February	5,927	
March	6,607	
April	6,975	
May	6,976	
June	6,976	

QUALITY

	Quantity	Base Number	Contract	AT	Region	England
% of FP17s for the same patient ID Re-attending within 3 months - Children	8	247	3.2%	9.8%	11.4%	11.6%
% of FP17s for the same patient ID Re-attending within 3 months - Adults	138	1,273	10.8%	14.7%	15.0%	15.5%
% of FP17s for the same patient ID Re-attending between 3 & 9 months - Children	130	247	52.6%	52.8%	59.9%	58.8%
% of FP17s for the same patient ID Re-attending between 3 & 9 months - Adults	850	1,273	66.8%	48.0%	52.0%	51.1%
% of FP17s for Band 1 Urgent Courses	35	1,393	2.5%	8.0%	8.0%	9.0%
% of FP17s Relating to Free Repair or Replacements	16	1,393	1.1%	0.7%	0.8%	0.8%
% of FP17s Relating to Continuations	26	1,393	1.9%	0.8%	0.9%	0.9%
% of Patients satisfied with the dentistry they have received	0	0	N/A	92.8%	93.5%	93.3%
% of Patients satisfied with the time they had to wait for an appointment	0	0	N/A	89.7%	89.1%	88.9%

* This is based on patients treated on this contract for their most recent course of treatment. Figures in italics indicate the base number of FP17s or Patient Questionnaire responses are less than 100. N/A is shown where the base number of responses is less than 10 during the period. % is calculated as Quantity/Base number*100

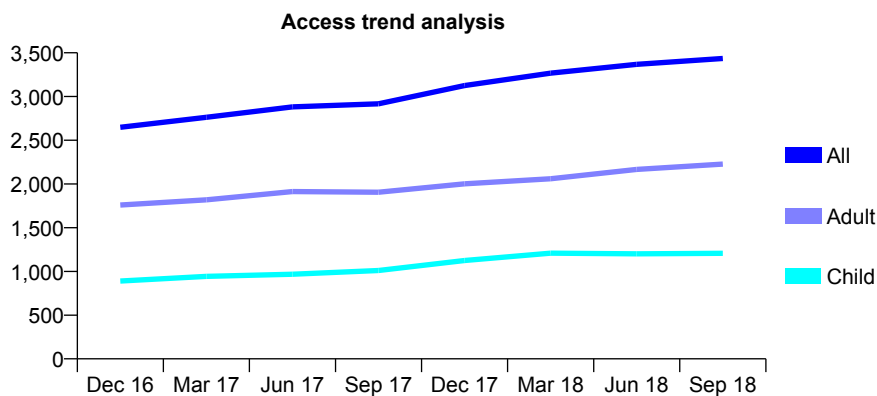
Q54 - Vital Signs At a Glance Contract Report for 189758/0001 - September 2018

Name or company name	Stratford Road Dental Surgery
Contract type name	GDS Contract
Purpose of contract	General
Contract start date	01/06/2011
Contract end date	

18/19 Contracted general activity (UDA)	14,796
Carry forward general activity (UDA)	-207
18/19 Contracted orthodontic activity (UOA)	0
Carry forward orthodontic activity (UOA)	0
Baseline contract value	£403,494.66

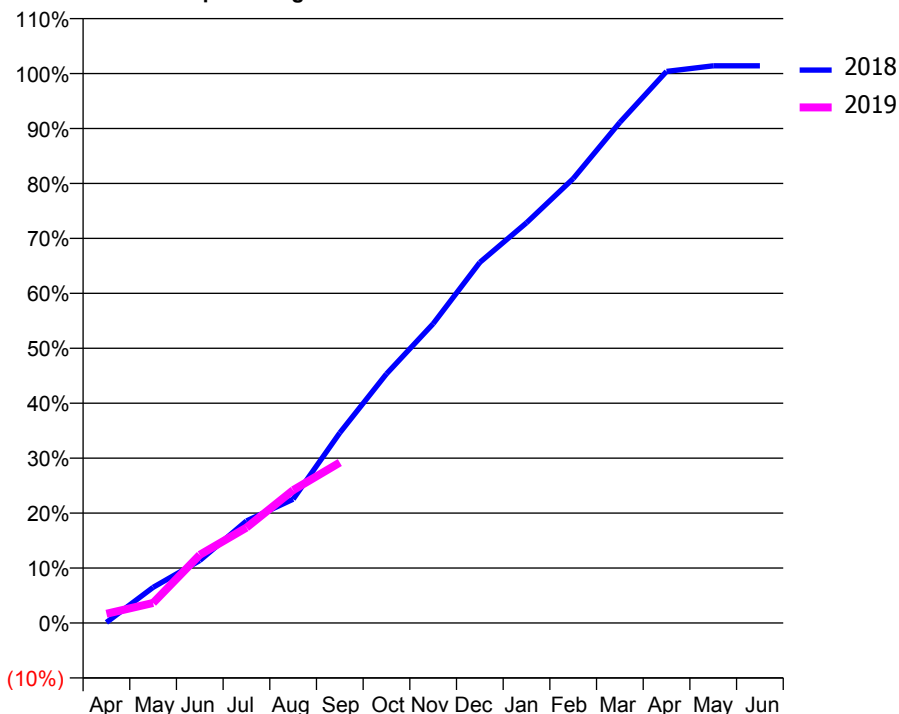
ACCESS*

Patients seen in 24 months	Total	Change since previous quarter
Quarter ending September 2017	2,916	
Quarter ending December 2017	3,126	↑
Quarter ending March 2018	3,268	↑
Quarter ending June 2018	3,368	↑
Quarter ending September 2018	3,435	→
Variance since September 2017	17.8%	↑



ACTIVITY

Cumulative percentage of contracted UDA delivered 2018 & 2019



Month	Adjusted Scheduled Activity (UDA)	
	2018	2019
April	16	249
May	962	540
June	1,683	1,837
July	2,747	2,568
August	3,333	3,577
September	5,123	4,320
October	6,707	
November	8,061	
December	9,712	
January	10,777	
February	11,965	
March	13,480	
April	14,851	
May	15,004	
June	15,004	

QUALITY

	Quantity	Base Number	Contract	AT	Region	England
% of FP17s for the same patient ID Re-attending within 3 months - Children	29	442	6.6%	9.8%	11.4%	11.6%
% of FP17s for the same patient ID Re-attending within 3 months - Adults	72	921	7.8%	14.7%	15.0%	15.5%
% of FP17s for the same patient ID Re-attending between 3 & 9 months - Children	169	442	38.2%	52.8%	59.9%	58.8%
% of FP17s for the same patient ID Re-attending between 3 & 9 months - Adults	261	921	28.3%	48.0%	52.0%	51.1%
% of FP17s for Band 1 Urgent Courses	100	1,059	9.4%	8.0%	8.0%	9.0%
% of FP17s Relating to Free Repair or Replacements	1	1,059	0.1%	0.7%	0.8%	0.8%
% of FP17s Relating to Continuations	0	1,059	0.0%	0.8%	0.9%	0.9%
% of Patients satisfied with the dentistry they have received	1	1	N/A	92.8%	93.5%	93.3%
% of Patients satisfied with the time they had to wait for an appointment	0	1	N/A	89.7%	89.1%	88.9%

* This is based on patients treated on this contract for their most recent course of treatment. Figures in italics indicate the base number of FP17s or Patient Questionnaire responses are less than 100. N/A is shown where the base number of responses is less than 10 during the period. % is calculated as Quantity/Base number*100

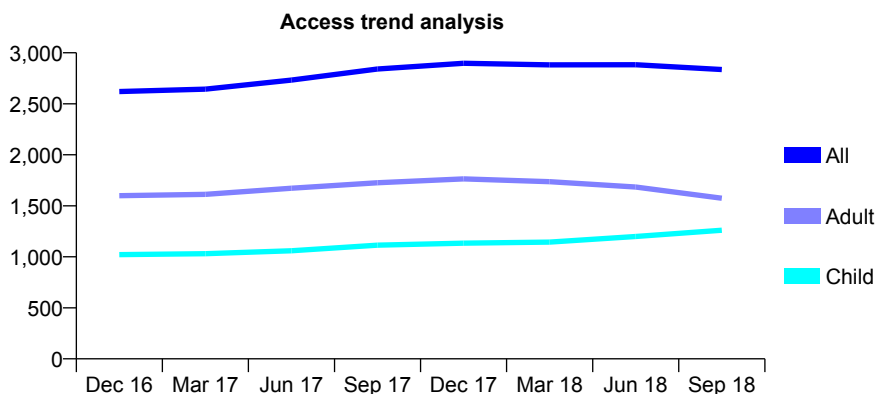
Q54 - Vital Signs At a Glance Contract Report for 190012/0001 - September 2018

Name or company name	Smile by Smile Wolverhampton
Contract type name	GDS Contract
Purpose of contract	General
Contract start date	01/10/2012
Contract end date	

18/19 Contracted general activity (UDA)	6,174
Carry forward general activity (UDA)	-123
18/19 Contracted orthodontic activity (UOA)	0
Carry forward orthodontic activity (UOA)	0
Baseline contract value	£136,658.01

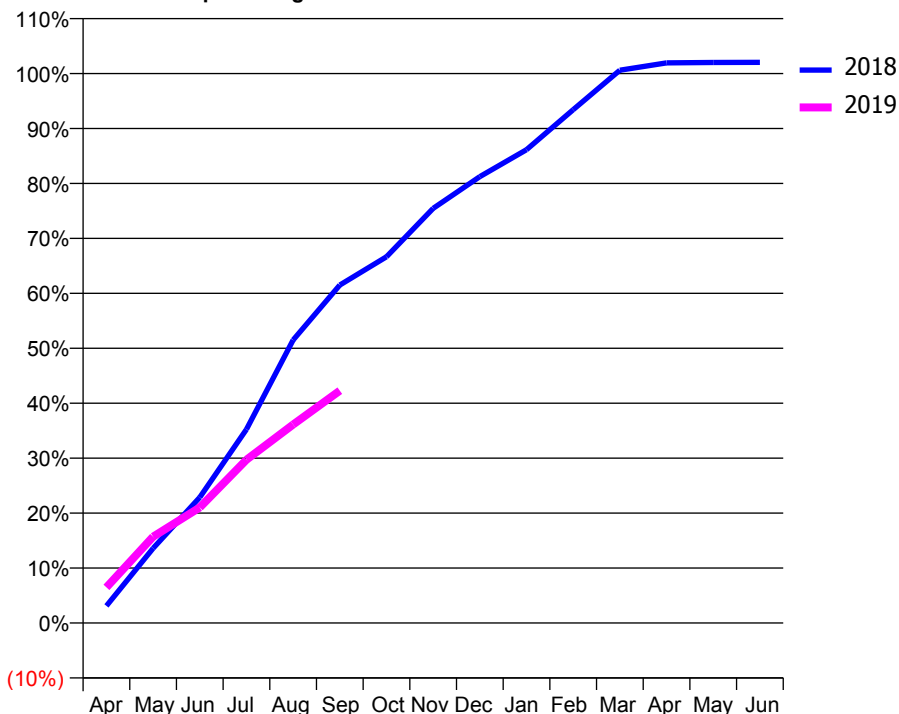
ACCESS*

Patients seen in 24 months	Total	Change since previous quarter
Quarter ending September 2017	2,841	
Quarter ending December 2017	2,898	↑
Quarter ending March 2018	2,882	→
Quarter ending June 2018	2,883	→
Quarter ending September 2018	2,836	↓
Variance since September 2017	(0.2%)	→



ACTIVITY

Cumulative percentage of contracted UDA delivered 2018 & 2019



Month	Adjusted Scheduled Activity (UDA)	
	2018	2019
April	193	401
May	840	971
June	1,412	1,299
July	2,176	1,835
August	3,180	2,231
September	3,797	2,610
October	4,114	
November	4,658	
December	5,015	
January	5,318	
February	5,768	
March	6,211	
April	6,293	
May	6,298	
June	6,299	

QUALITY

	Quantity	Base Number	Contract	AT	Region	England
% of FP17s for the same patient ID Re-attending within 3 months - Children	66	964	6.8%	9.8%	11.4%	11.6%
% of FP17s for the same patient ID Re-attending within 3 months - Adults	82	493	16.6%	14.7%	15.0%	15.5%
% of FP17s for the same patient ID Re-attending between 3 & 9 months - Children	553	964	57.4%	52.8%	59.9%	58.8%
% of FP17s for the same patient ID Re-attending between 3 & 9 months - Adults	212	493	43.0%	48.0%	52.0%	51.1%
% of FP17s for Band 1 Urgent Courses	40	1,402	2.9%	8.0%	8.0%	9.0%
% of FP17s Relating to Free Repair or Replacements	0	1,402	0.0%	0.7%	0.8%	0.8%
% of FP17s Relating to Continuations	0	1,402	0.0%	0.8%	0.9%	0.9%
% of Patients satisfied with the dentistry they have received	0	0	N/A	92.8%	93.5%	93.3%
% of Patients satisfied with the time they had to wait for an appointment	0	0	N/A	89.7%	89.1%	88.9%

* This is based on patients treated on this contract for their most recent course of treatment. Figures in italics indicate the base number of FP17s or Patient Questionnaire responses are less than 100. N/A is shown where the base number of responses is less than 10 during the period. % is calculated as Quantity/Base number*100

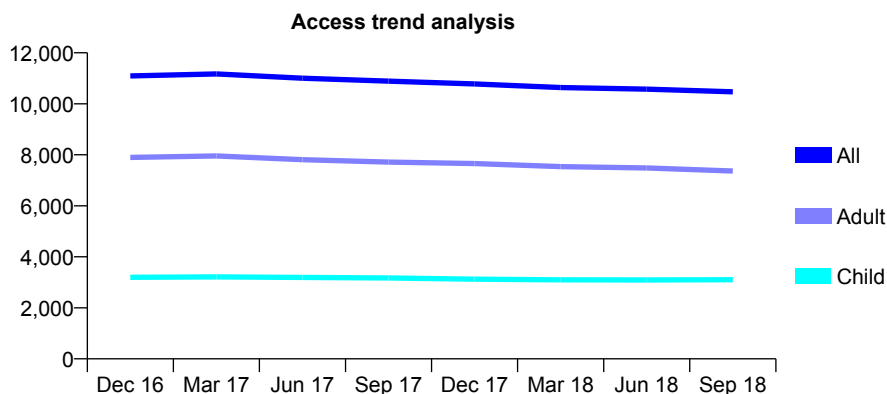
Q54 - Vital Signs At a Glance Contract Report for 190195/0008 - September 2018

Name or company name	Xeon Smiles UK Ltd
Contract type name	GDS Contract
Purpose of contract	General
Contract start date	01/04/2010
Contract end date	

18/19 Contracted general activity (UDA)	29,744
Carry forward general activity (UDA)	0
18/19 Contracted orthodontic activity (UOA)	0
Carry forward orthodontic activity (UOA)	0
Baseline contract value	£727,804.45

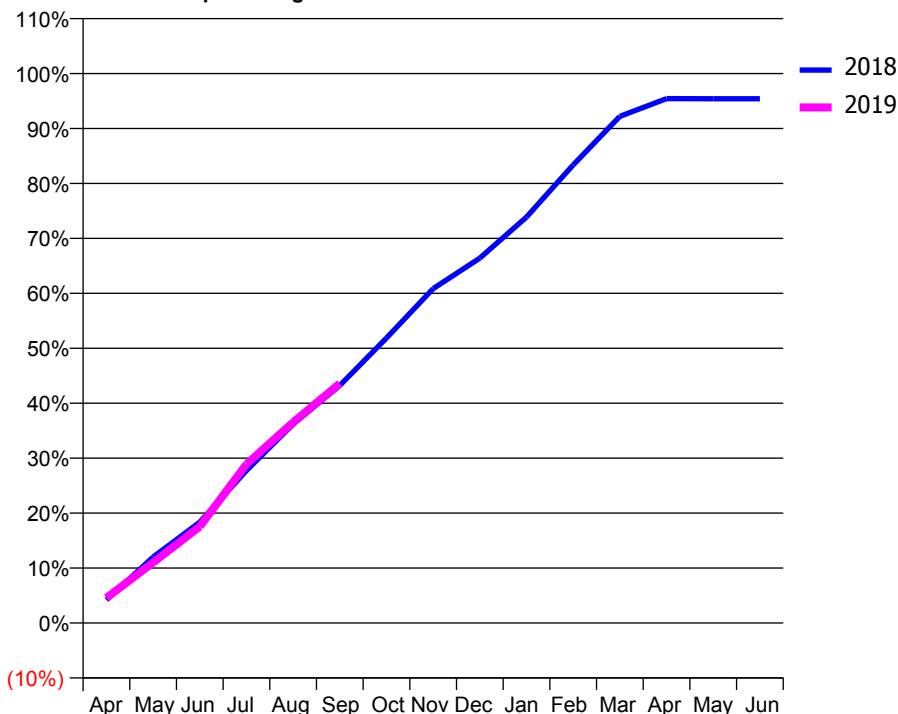
ACCESS*

Patients seen in 24 months	Total	Change since previous quarter
Quarter ending September 2017	10,887	
Quarter ending December 2017	10,777	↓
Quarter ending March 2018	10,637	↓
Quarter ending June 2018	10,577	→
Quarter ending September 2018	10,469	↓
Variance since September 2017	(3.8%)	↓



ACTIVITY

Cumulative percentage of contracted UDA delivered 2018 & 2019



Adjusted Scheduled Activity (UDA)

Month	2018	2019
April	1,250	1,361
May	3,570	3,272
June	5,463	5,219
July	8,252	8,594
August	10,766	10,865
September	12,855	12,967
October	15,428	
November	18,101	
December	19,752	
January	21,974	
February	24,795	
March	27,423	
April	28,383	
May	28,378	
June	28,378	

QUALITY

	Quantity	Base Number	Contract	AT	Region	England
% of FP17s for the same patient ID Re-attending within 3 months - Children	72	2,041	3.5%	9.8%	11.4%	11.6%
% of FP17s for the same patient ID Re-attending within 3 months - Adults	479	4,069	11.8%	14.7%	15.0%	15.5%
% of FP17s for the same patient ID Re-attending between 3 & 9 months - Children	1,083	2,041	53.1%	52.8%	59.9%	58.8%
% of FP17s for the same patient ID Re-attending between 3 & 9 months - Adults	1,722	4,069	42.3%	48.0%	52.0%	51.1%
% of FP17s for Band 1 Urgent Courses	388	5,672	6.8%	8.0%	8.0%	9.0%
% of FP17s Relating to Free Repair or Replacements	59	5,672	1.0%	0.7%	0.8%	0.8%
% of FP17s Relating to Continuations	18	5,672	0.3%	0.8%	0.9%	0.9%
% of Patients satisfied with the dentistry they have received	8	8	N/A	92.8%	93.5%	93.3%
% of Patients satisfied with the time they had to wait for an appointment	8	8	N/A	89.7%	89.1%	88.9%

* This is based on patients treated on this contract for their most recent course of treatment. Figures in italics indicate the base number of FP17s or Patient Questionnaire responses are less than 100. N/A is shown where the base number of responses is less than 10 during the period. % is calculated as Quantity/Base number*100

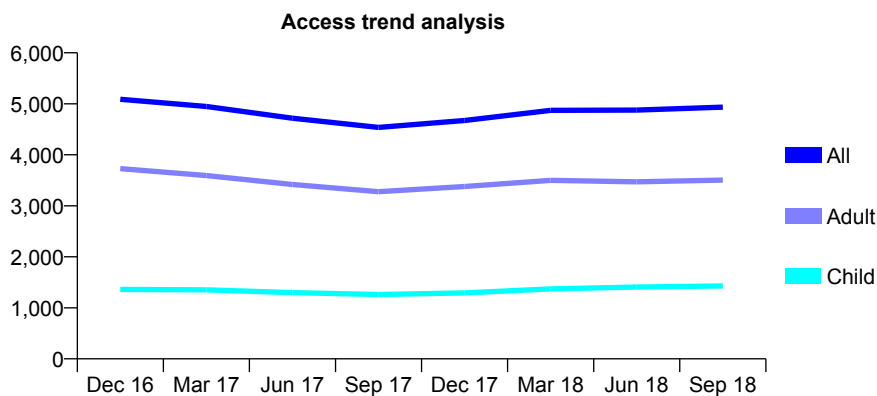
Q54 - Vital Signs At a Glance Contract Report for 190195/0019 - September 2018

Name or company name	Xeon Smiles UK Ltd
Contract type name	GDS Contract
Purpose of contract	General
Contract start date	18/07/2012
Contract end date	

18/19 Contracted general activity (UDA)	16,944
Carry forward general activity (UDA)	576
18/19 Contracted orthodontic activity (UOA)	0
Carry forward orthodontic activity (UOA)	0
Baseline contract value	£405,070.74

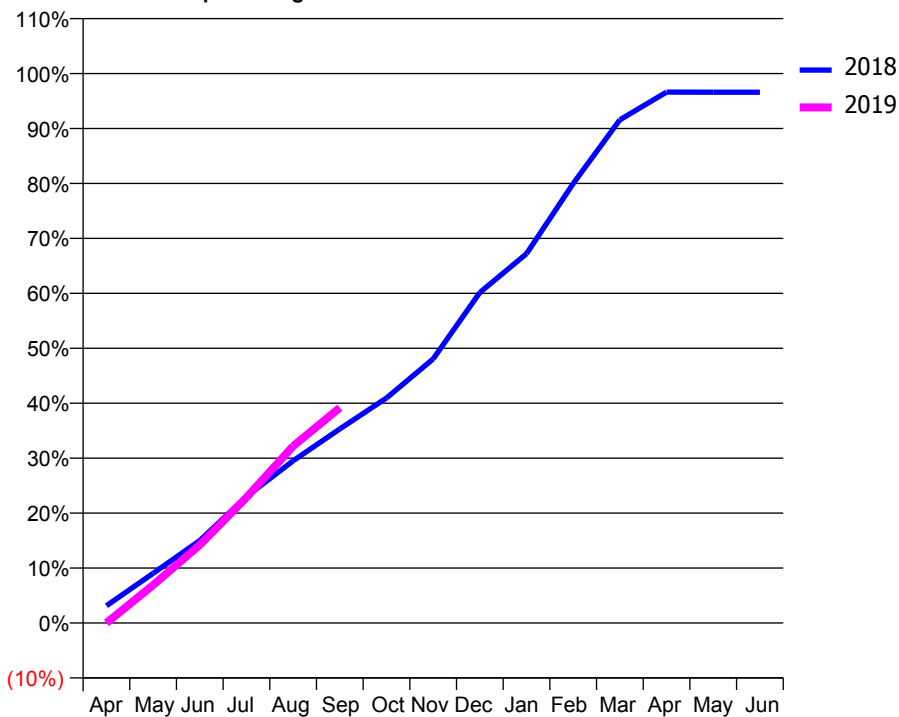
ACCESS*

Patients seen in 24 months	Total	Change since previous quarter
Quarter ending September 2017	4,538	
Quarter ending December 2017	4,673	↑
Quarter ending March 2018	4,872	↑
Quarter ending June 2018	4,878	→
Quarter ending September 2018	4,934	→
Variance since September 2017	8.7%	↑



ACTIVITY

Cumulative percentage of contracted UDA delivered 2018 & 2019



Adjusted Scheduled Activity (UDA)		
Month	2018	2019
April	533	2
May	1,533	1,169
June	2,542	2,406
July	3,900	3,872
August	5,000	5,454
September	5,985	6,637
October	6,939	
November	8,143	
December	10,192	
January	11,389	
February	13,549	
March	15,516	
April	16,371	
May	16,367	
June	16,368	

QUALITY

	Quantity	Base Number	Contract	AT	Region	England
% of FP17s for the same patient ID Re-attending within 3 months - Children	97	1,081	9.0%	9.8%	11.4%	11.6%
% of FP17s for the same patient ID Re-attending within 3 months - Adults	459	2,295	20.0%	14.7%	15.0%	15.5%
% of FP17s for the same patient ID Re-attending between 3 & 9 months - Children	662	1,081	61.2%	52.8%	59.9%	58.8%
% of FP17s for the same patient ID Re-attending between 3 & 9 months - Adults	1,053	2,295	45.9%	48.0%	52.0%	51.1%
% of FP17s for Band 1 Urgent Courses	343	3,102	11.1%	8.0%	8.0%	9.0%
% of FP17s Relating to Free Repair or Replacements	39	3,102	1.3%	0.7%	0.8%	0.8%
% of FP17s Relating to Continuations	0	3,102	0.0%	0.8%	0.9%	0.9%
% of Patients satisfied with the dentistry they have received	3	4	N/A	92.8%	93.5%	93.3%
% of Patients satisfied with the time they had to wait for an appointment	2	4	N/A	89.7%	89.1%	88.9%

* This is based on patients treated on this contract for their most recent course of treatment. Figures in italics indicate the base number of FP17s or Patient Questionnaire responses are less than 100. N/A is shown where the base number of responses is less than 10 during the period. % is calculated as Quantity/Base number*100

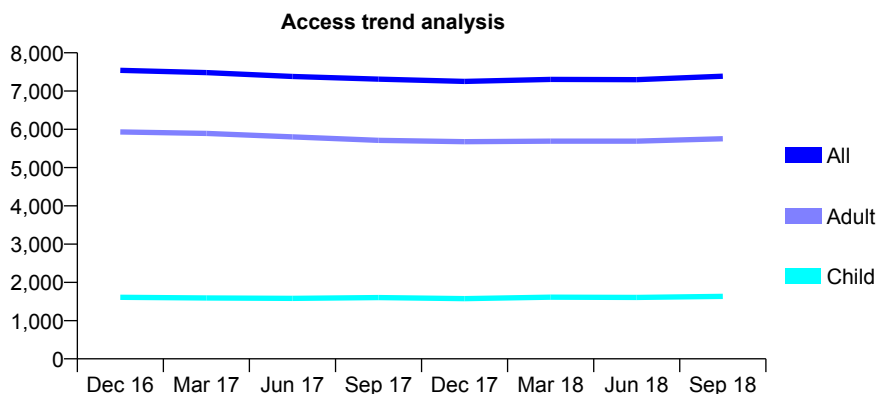
Q54 - Vital Signs At a Glance Contract Report for 190489/0001 - September 2018

Name or company name	Titley, Darby, Dehal and Associates
Contract type name	GDS Contract
Purpose of contract	General and Orthodontic
Contract start date	01/11/2011
Contract end date	

18/19 Contracted general activity (UDA)	27,023
Carry forward general activity (UDA)	0
18/19 Contracted orthodontic activity (UOA)	205
Carry forward orthodontic activity (UOA)	0
Baseline contract value	£656,605.01

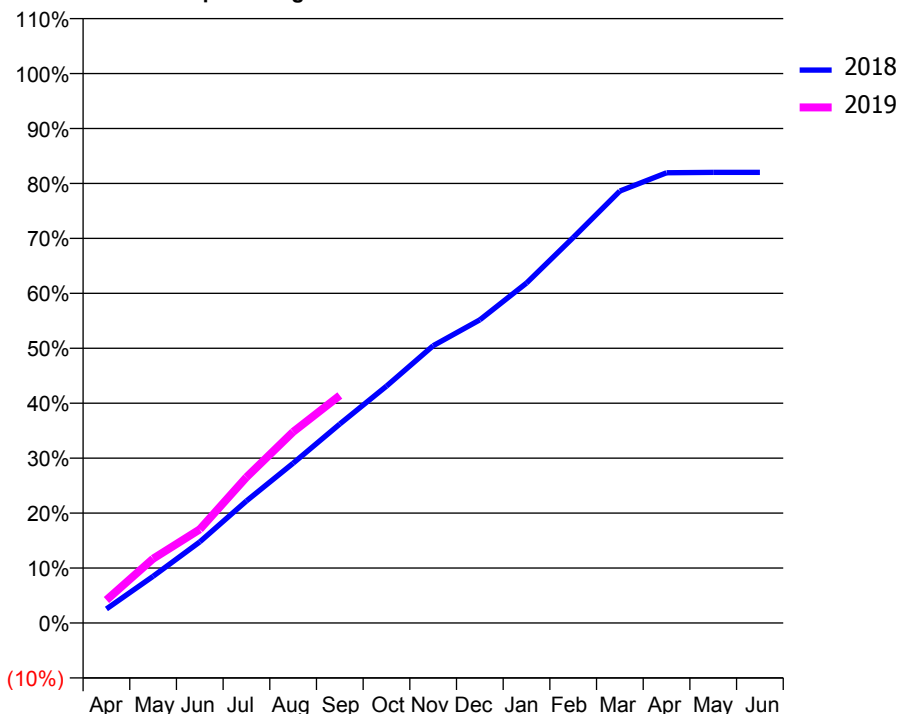
ACCESS*

Patients seen in 24 months	Total	Change since previous quarter
Quarter ending September 2017	7,311	
Quarter ending December 2017	7,253	→
Quarter ending March 2018	7,304	→
Quarter ending June 2018	7,297	→
Quarter ending September 2018	7,388	→
Variance since September 2017	1.1%	→



ACTIVITY

Cumulative percentage of contracted UDA delivered 2018 & 2019



Adjusted Scheduled Activity (UDA)

Month	2018	2019
April	690	1,132
May	2,301	3,163
June	3,991	4,606
July	6,003	7,169
August	7,861	9,404
September	9,787	11,191
October	11,651	
November	13,638	
December	14,907	
January	16,717	
February	18,955	
March	21,241	
April	22,142	
May	22,161	
June	22,165	

QUALITY

	Quantity	Base Number	Contract	AT	Region	England
% of FP17s for the same patient ID Re-attending within 3 months - Children	103	1,388	7.4%	9.8%	11.4%	11.6%
% of FP17s for the same patient ID Re-attending within 3 months - Adults	649	4,571	14.2%	14.7%	15.0%	15.5%
% of FP17s for the same patient ID Re-attending between 3 & 9 months - Children	920	1,388	66.3%	52.8%	59.9%	58.8%
% of FP17s for the same patient ID Re-attending between 3 & 9 months - Adults	2,779	4,571	60.8%	48.0%	52.0%	51.1%
% of FP17s for Band 1 Urgent Courses	473	5,540	8.5%	8.0%	8.0%	9.0%
% of FP17s Relating to Free Repair or Replacements	35	5,540	0.6%	0.7%	0.8%	0.8%
% of FP17s Relating to Continuations	53	5,540	1.0%	0.8%	0.9%	0.9%
% of Patients satisfied with the dentistry they have received	4	4	N/A	92.8%	93.5%	93.3%
% of Patients satisfied with the time they had to wait for an appointment	4	4	N/A	89.7%	89.1%	88.9%

* This is based on patients treated on this contract for their most recent course of treatment. Figures in italics indicate the base number of FP17s or Patient Questionnaire responses are less than 100. N/A is shown where the base number of responses is less than 10 during the period. % is calculated as Quantity/Base number*100

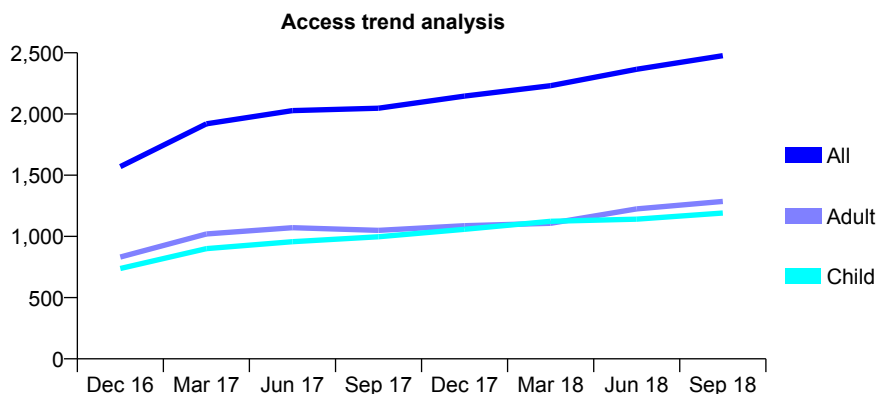
Q54 - Vital Signs At a Glance Contract Report for 193542/0001 - September 2018

Name or company name	Newtown Dental Practice
Contract type name	GDS Contract
Purpose of contract	General
Contract start date	01/07/2011
Contract end date	

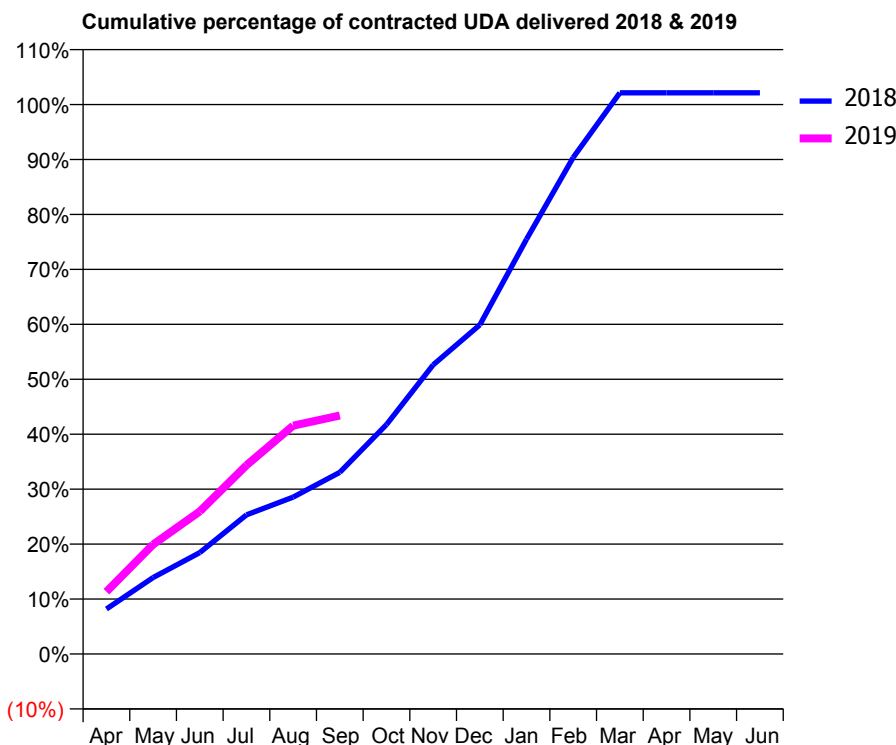
18/19 Contracted general activity (UDA)	3,875
Carry forward general activity (UDA)	-77
18/19 Contracted orthodontic activity (UOA)	0
Carry forward orthodontic activity (UOA)	0
Baseline contract value	£97,605.58

ACCESS*

Patients seen in 24 months	Total	Change since previous quarter
Quarter ending September 2017	2,047	
Quarter ending December 2017	2,146	↑
Quarter ending March 2018	2,231	↑
Quarter ending June 2018	2,366	↑
Quarter ending September 2018	2,477	↑
Variance since September 2017	21.0%	↑



ACTIVITY



Adjusted Scheduled Activity (UDA)		
Month	2018	2019
April	317	440
May	539	772
June	716	1,006
July	981	1,331
August	1,106	1,610
September	1,281	1,682
October	1,618	
November	2,039	
December	2,322	
January	2,925	
February	3,501	
March	3,957	
April	3,957	
May	3,957	
June	3,957	

QUALITY

	Quantity	Base Number	Contract	AT	Region	England
% of FP17s for the same patient ID Re-attending within 3 months - Children	7	366	1.9%	9.8%	11.4%	11.6%
% of FP17s for the same patient ID Re-attending within 3 months - Adults	4	424	0.9%	14.7%	15.0%	15.5%
% of FP17s for the same patient ID Re-attending between 3 & 9 months - Children	144	366	39.3%	52.8%	59.9%	58.8%
% of FP17s for the same patient ID Re-attending between 3 & 9 months - Adults	75	424	17.7%	48.0%	52.0%	51.1%
% of FP17s for Band 1 Urgent Courses	68	790	8.6%	8.0%	8.0%	9.0%
% of FP17s Relating to Free Repair or Replacements	0	790	0.0%	0.7%	0.8%	0.8%
% of FP17s Relating to Continuations	0	790	0.0%	0.8%	0.9%	0.9%
% of Patients satisfied with the dentistry they have received	0	0	N/A	92.8%	93.5%	93.3%
% of Patients satisfied with the time they had to wait for an appointment	0	0	N/A	89.7%	89.1%	88.9%

* This is based on patients treated on this contract for their most recent course of treatment. Figures in italics indicate the base number of FP17s or Patient Questionnaire responses are less than 100. N/A is shown where the base number of responses is less than 10 during the period. % is calculated as Quantity/Base number*100

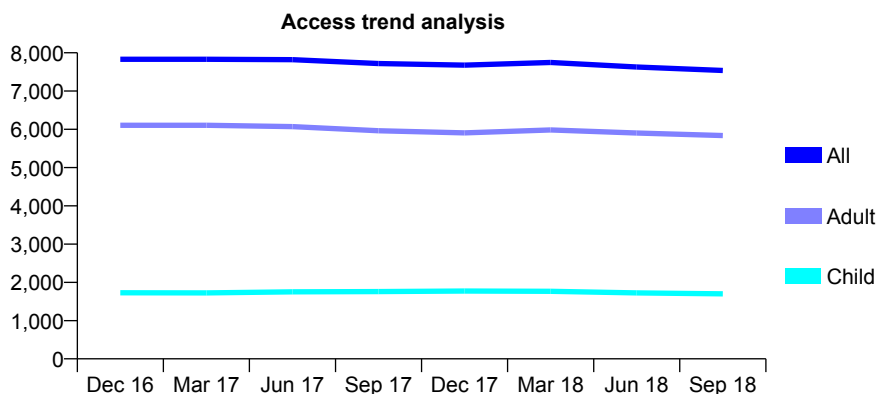
Q54 - Vital Signs At a Glance Contract Report for 195685/0001 - September 2018

Name or company name	Wolverhampton dental care
Contract type name	GDS Contract
Purpose of contract	General
Contract start date	01/04/2014
Contract end date	

18/19 Contracted general activity (UDA)	22,943
Carry forward general activity (UDA)	-459
18/19 Contracted orthodontic activity (UOA)	0
Carry forward orthodontic activity (UOA)	0
Baseline contract value	£488,806.18

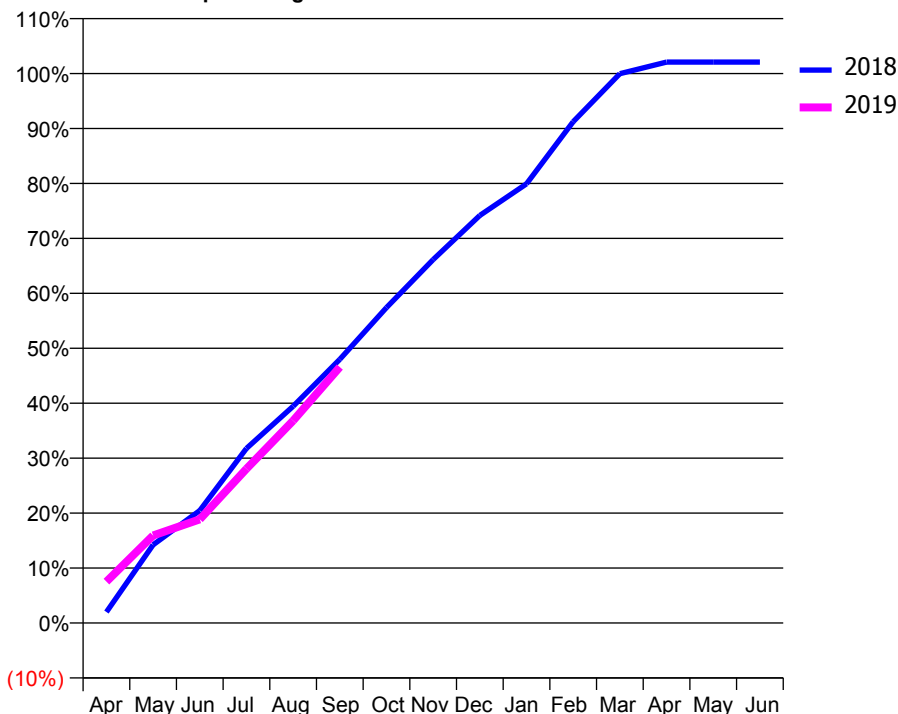
ACCESS*

Patients seen in 24 months	Total	Change since previous quarter
Quarter ending September 2017	7,721	
Quarter ending December 2017	7,677	→
Quarter ending March 2018	7,749	→
Quarter ending June 2018	7,628	↓
Quarter ending September 2018	7,538	↓
Variance since September 2017	(2.4%)	↓



ACTIVITY

Cumulative percentage of contracted UDA delivered 2018 & 2019



Month	Adjusted Scheduled Activity (UDA)	
	2018	2019
April	459	1,730
May	3,268	3,653
June	4,698	4,328
July	7,293	6,436
August	9,050	8,449
September	11,008	10,686
October	13,173	
November	15,175	
December	17,017	
January	18,338	
February	20,934	
March	22,935	
April	23,418	
May	23,423	
June	23,421	

QUALITY

	Quantity	Base Number	Contract	AT	Region	England
% of FP17s for the same patient ID Re-attending within 3 months - Children	82	1,188	6.9%	9.8%	11.4%	11.6%
% of FP17s for the same patient ID Re-attending within 3 months - Adults	602	3,875	15.5%	14.7%	15.0%	15.5%
% of FP17s for the same patient ID Re-attending between 3 & 9 months - Children	727	1,188	61.2%	52.8%	59.9%	58.8%
% of FP17s for the same patient ID Re-attending between 3 & 9 months - Adults	1,707	3,875	44.1%	48.0%	52.0%	51.1%
% of FP17s for Band 1 Urgent Courses	543	4,855	11.2%	8.0%	8.0%	9.0%
% of FP17s Relating to Free Repair or Replacements	41	4,855	0.8%	0.7%	0.8%	0.8%
% of FP17s Relating to Continuations	50	4,855	1.0%	0.8%	0.9%	0.9%
% of Patients satisfied with the dentistry they have received	0	0	N/A	92.8%	93.5%	93.3%
% of Patients satisfied with the time they had to wait for an appointment	0	0	N/A	89.7%	89.1%	88.9%

* This is based on patients treated on this contract for their most recent course of treatment. Figures in italics indicate the base number of FP17s or Patient Questionnaire responses are less than 100. N/A is shown where the base number of responses is less than 10 during the period. % is calculated as Quantity/Base number*100

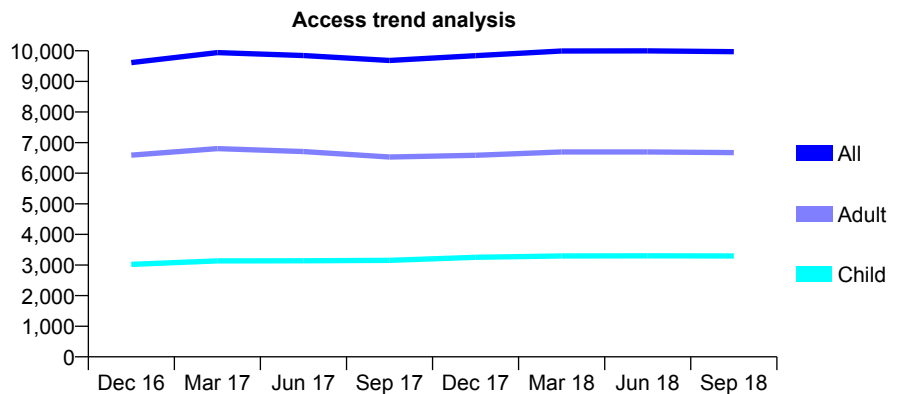
Q54 - Vital Signs At a Glance Contract Report for 196606/0001 - September 2018

Name or company name	Mr Anil Tandon and Mr Anoup Nandra
Contract type name	GDS Contract
Purpose of contract	General
Contract start date	01/04/2012
Contract end date	

18/19 Contracted general activity (UDA)	29,289
Carry forward general activity (UDA)	-585
18/19 Contracted orthodontic activity (UOA)	0
Carry forward orthodontic activity (UOA)	0
Baseline contract value	£898,987.19

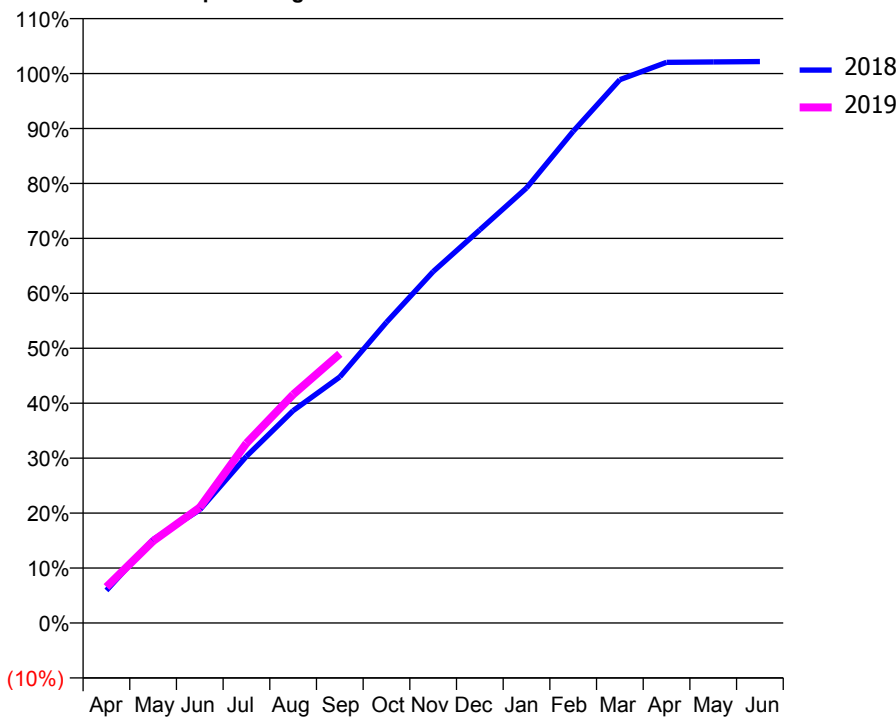
ACCESS*

Patients seen in 24 months	Total	Change since previous quarter
Quarter ending September 2017	9,683	
Quarter ending December 2017	9,839	→
Quarter ending March 2018	9,992	→
Quarter ending June 2018	9,997	→
Quarter ending September 2018	9,971	→
Variance since September 2017	3.0%	↑



ACTIVITY

Cumulative percentage of contracted UDA delivered 2018 & 2019



Month	Adjusted Scheduled Activity (UDA)	
	2018	2019
April	1,739	1,923
May	4,450	4,368
June	6,032	6,162
July	8,891	9,587
August	11,317	12,182
September	13,119	14,350
October	16,031	
November	18,731	
December	20,957	
January	23,191	
February	26,207	
March	28,957	
April	29,880	
May	29,907	
June	29,925	

QUALITY

	Quantity	Base Number	Contract	AT	Region	England
% of FP17s for the same patient ID Re-attending within 3 months - Children	145	2,270	6.4%	9.8%	11.4%	11.6%
% of FP17s for the same patient ID Re-attending within 3 months - Adults	448	3,914	11.4%	14.7%	15.0%	15.5%
% of FP17s for the same patient ID Re-attending between 3 & 9 months - Children	1,317	2,270	58.0%	52.8%	59.9%	58.8%
% of FP17s for the same patient ID Re-attending between 3 & 9 months - Adults	2,006	3,914	51.3%	48.0%	52.0%	51.1%
% of FP17s for Band 1 Urgent Courses	513	5,788	8.9%	8.0%	8.0%	9.0%
% of FP17s Relating to Free Repair or Replacements	7	5,788	0.1%	0.7%	0.8%	0.8%
% of FP17s Relating to Continuations	5	5,788	0.1%	0.8%	0.9%	0.9%
% of Patients satisfied with the dentistry they have received	4	4	N/A	92.8%	93.5%	93.3%
% of Patients satisfied with the time they had to wait for an appointment	3	4	N/A	89.7%	89.1%	88.9%

* This is based on patients treated on this contract for their most recent course of treatment. Figures in italics indicate the base number of FP17s or Patient Questionnaire responses are less than 100. N/A is shown where the base number of responses is less than 10 during the period. % is calculated as Quantity/Base number*100

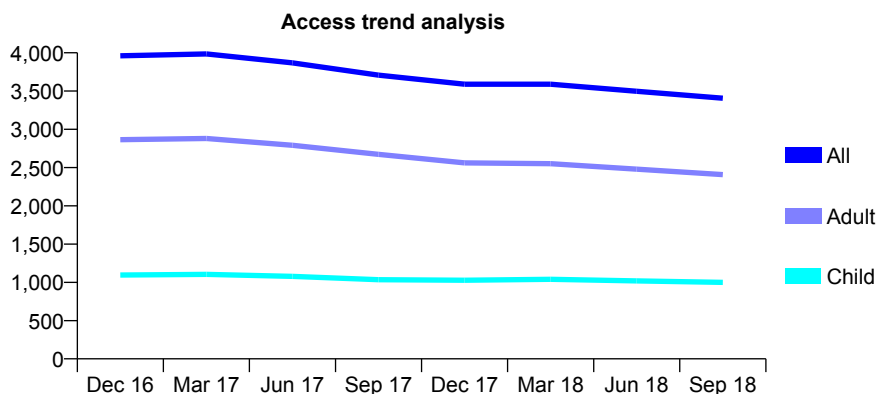
Q54 - Vital Signs At a Glance Contract Report for 197734/0001 - September 2018

Name or company name	Robinson & Dicker Dental Practice
Contract type name	GDS Contract
Purpose of contract	General
Contract start date	01/04/2006
Contract end date	

18/19 Contracted general activity (UDA)	10,906
Carry forward general activity (UDA)	0
18/19 Contracted orthodontic activity (UOA)	0
Carry forward orthodontic activity (UOA)	0
Baseline contract value	£259,054.27

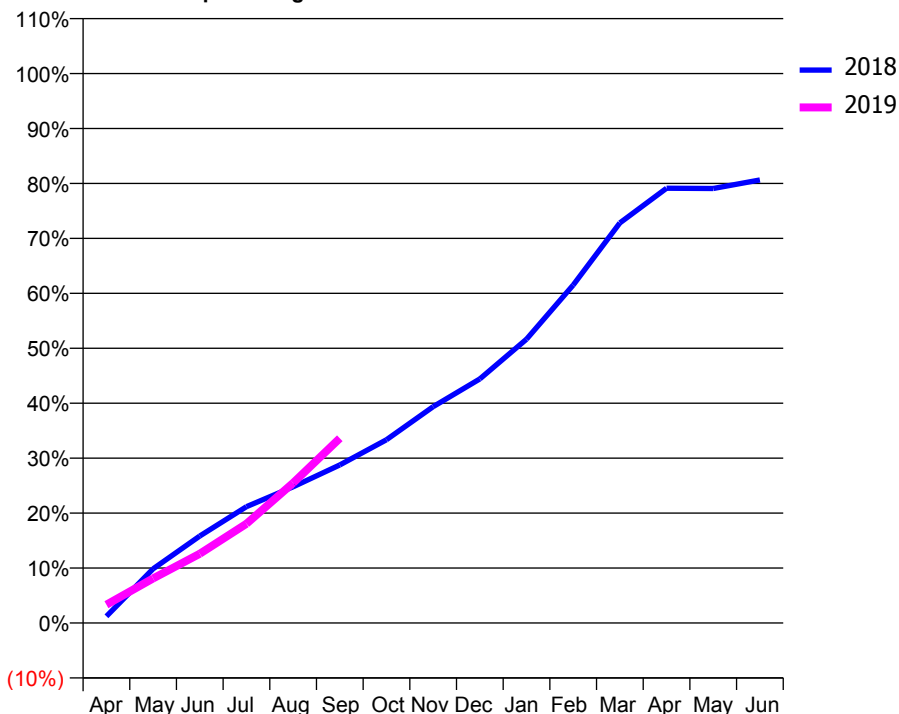
ACCESS*

Patients seen in 24 months	Total	Change since previous quarter
Quarter ending September 2017	3,708	
Quarter ending December 2017	3,590	↓
Quarter ending March 2018	3,590	→
Quarter ending June 2018	3,498	↓
Quarter ending September 2018	3,406	↓
Variance since September 2017	(8.1%)	↓



ACTIVITY

Cumulative percentage of contracted UDA delivered 2018 & 2019



Adjusted Scheduled Activity (UDA)

Month	2018	2019
April	133	364
May	1,075	885
June	1,727	1,375
July	2,308	1,970
August	2,703	2,780
September	3,138	3,667
October	3,637	
November	4,294	
December	4,845	
January	5,634	
February	6,707	
March	7,940	
April	8,630	
May	8,624	
June	8,794	

QUALITY

	Quantity	Base Number	Contract	AT	Region	England
% of FP17s for the same patient ID Re-attending within 3 months - Children	38	702	5.4%	9.8%	11.4%	11.6%
% of FP17s for the same patient ID Re-attending within 3 months - Adults	236	1,639	14.4%	14.7%	15.0%	15.5%
% of FP17s for the same patient ID Re-attending between 3 & 9 months - Children	424	702	60.4%	52.8%	59.9%	58.8%
% of FP17s for the same patient ID Re-attending between 3 & 9 months - Adults	854	1,639	52.1%	48.0%	52.0%	51.1%
% of FP17s for Band 1 Urgent Courses	108	1,992	5.4%	8.0%	8.0%	9.0%
% of FP17s Relating to Free Repair or Replacements	13	1,992	0.7%	0.7%	0.8%	0.8%
% of FP17s Relating to Continuations	4	1,992	0.2%	0.8%	0.9%	0.9%
% of Patients satisfied with the dentistry they have received	8	9	N/A	92.8%	93.5%	93.3%
% of Patients satisfied with the time they had to wait for an appointment	8	9	N/A	89.7%	89.1%	88.9%

* This is based on patients treated on this contract for their most recent course of treatment. Figures in italics indicate the base number of FP17s or Patient Questionnaire responses are less than 100. N/A is shown where the base number of responses is less than 10 during the period. % is calculated as Quantity/Base number*100

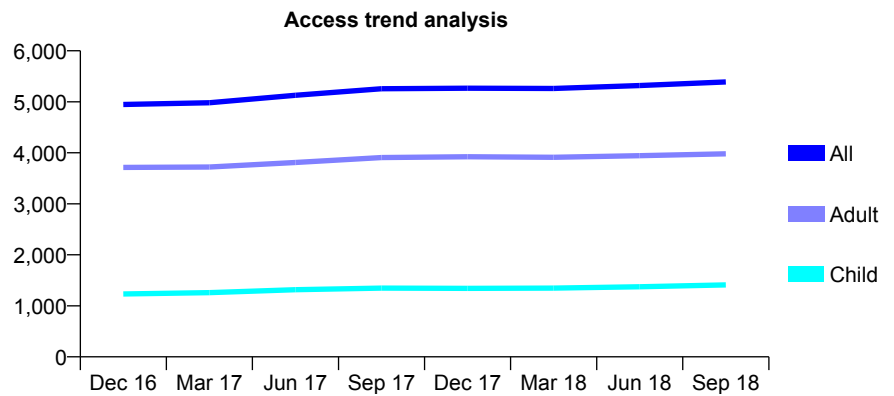
Q54 - Vital Signs At a Glance Contract Report for 198412/0001 - September 2018

Name or company name	Castle Care Dental Practice
Contract type name	GDS Contract
Purpose of contract	General
Contract start date	01/07/2010
Contract end date	

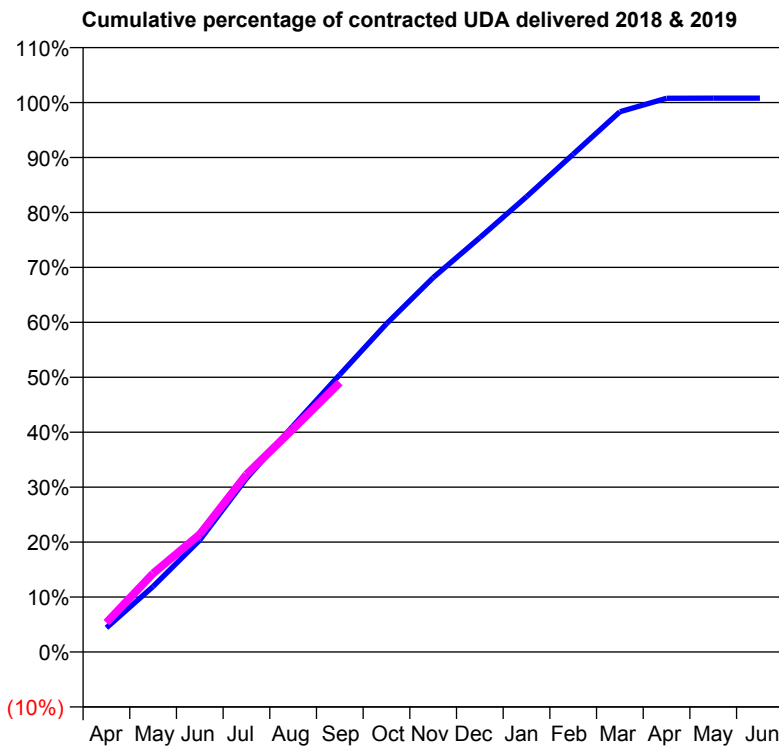
18/19 Contracted general activity (UDA)	13,080
Carry forward general activity (UDA)	-102
18/19 Contracted orthodontic activity (UOA)	0
Carry forward orthodontic activity (UOA)	0
Baseline contract value	£322,967.86

ACCESS*

Patients seen in 24 months	Total	Change since previous quarter
Quarter ending September 2017	5,255	
Quarter ending December 2017	5,266	→
Quarter ending March 2018	5,262	→
Quarter ending June 2018	5,318	→
Quarter ending September 2018	5,390	→
Variance since September 2017	2.6%	↑



ACTIVITY



Month	Adjusted Scheduled Activity (UDA)	
	2018	2019
April	577	701
May	1,559	1,871
June	2,664	2,801
July	4,130	4,227
August	5,384	5,311
September	6,603	6,412
October	7,812	
November	8,912	
December	9,864	
January	10,838	
February	11,850	
March	12,861	
April	13,179	
May	13,182	
June	13,182	

QUALITY

	Quantity	Base Number	Contract	AT	Region	England
% of FP17s for the same patient ID Re-attending within 3 months - Children	58	1,008	5.8%	9.8%	11.4%	11.6%
% of FP17s for the same patient ID Re-attending within 3 months - Adults	281	2,608	10.8%	14.7%	15.0%	15.5%
% of FP17s for the same patient ID Re-attending between 3 & 9 months - Children	547	1,008	54.3%	52.8%	59.9%	58.8%
% of FP17s for the same patient ID Re-attending between 3 & 9 months - Adults	1,448	2,608	55.5%	48.0%	52.0%	51.1%
% of FP17s for Band 1 Urgent Courses	300	3,445	8.7%	8.0%	8.0%	9.0%
% of FP17s Relating to Free Repair or Replacements	30	3,445	0.9%	0.7%	0.8%	0.8%
% of FP17s Relating to Continuations	9	3,445	0.3%	0.8%	0.9%	0.9%
% of Patients satisfied with the dentistry they have received	3	3	N/A	92.8%	93.5%	93.3%
% of Patients satisfied with the time they had to wait for an appointment	3	3	N/A	89.7%	89.1%	88.9%

* This is based on patients treated on this contract for their most recent course of treatment. Figures in italics indicate the base number of FP17s or Patient Questionnaire responses are less than 100. N/A is shown where the base number of responses is less than 10 during the period. % is calculated as Quantity/Base number*100

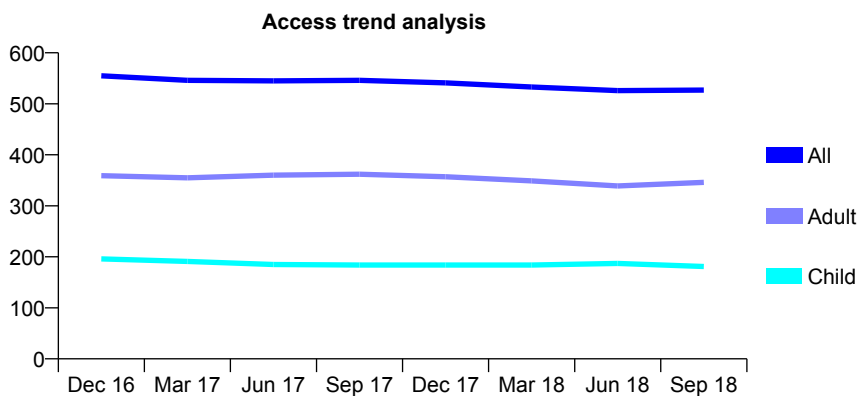
Q54 - Vital Signs At a Glance Contract Report for 210285/0001 - September 2018

Name or company name	MR MI WEBB
Contract type name	GDS Contract
Purpose of contract	General
Contract start date	01/04/2006
Contract end date	

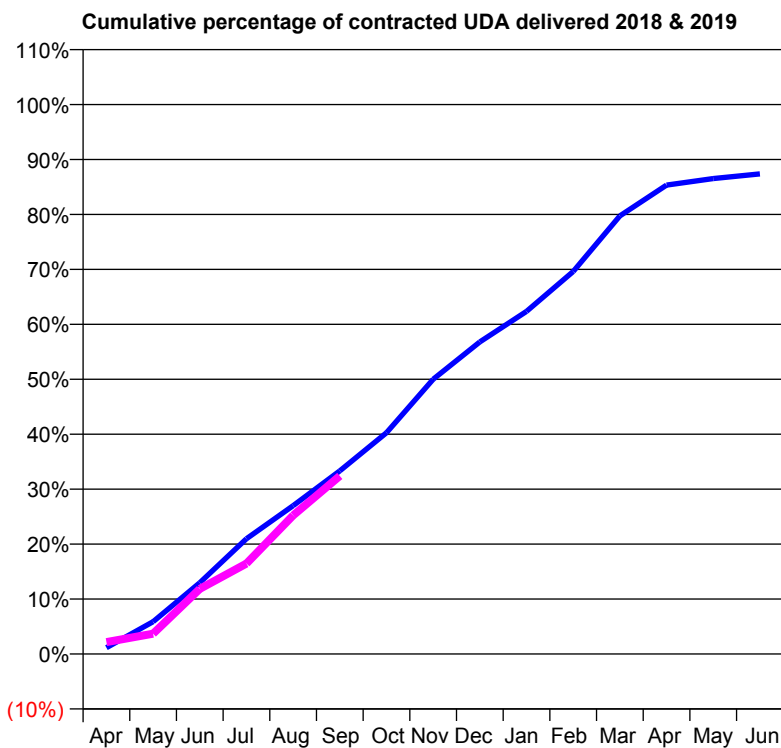
18/19 Contracted general activity (UDA)	2,000
Carry forward general activity (UDA)	0
18/19 Contracted orthodontic activity (UOA)	0
Carry forward orthodontic activity (UOA)	0
Baseline contract value	£45,798.68

ACCESS*

Patients seen in 24 months	Total	Change since previous quarter
Quarter ending September 2017	546	
Quarter ending December 2017	541	→
Quarter ending March 2018	533	↓
Quarter ending June 2018	526	↓
Quarter ending September 2018	527	→
Variance since September 2017	(3.5%)	↓



ACTIVITY



Month	Adjusted Scheduled Activity (UDA)	
	2018	2019
April	23	44
May	118	74
June	259	237
July	419	329
August	540	504
September	667	648
October	805	
November	1,000	
December	1,136	
January	1,247	
February	1,392	
March	1,595	
April	1,707	
May	1,731	
June	1,748	

QUALITY

	Quantity	Base Number	Contract	AT	Region	England
% of FP17s for the same patient ID Re-attending within 3 months - Children	7	142	4.9%	9.8%	11.4%	11.6%
% of FP17s for the same patient ID Re-attending within 3 months - Adults	40	260	15.4%	14.7%	15.0%	15.5%
% of FP17s for the same patient ID Re-attending between 3 & 9 months - Children	92	142	64.8%	52.8%	59.9%	58.8%
% of FP17s for the same patient ID Re-attending between 3 & 9 months - Adults	154	260	59.2%	48.0%	52.0%	51.1%
% of FP17s for Band 1 Urgent Courses	32	345	9.3%	8.0%	8.0%	9.0%
% of FP17s Relating to Free Repair or Replacements	0	345	0.0%	0.7%	0.8%	0.8%
% of FP17s Relating to Continuations	8	345	2.3%	0.8%	0.9%	0.9%
% of Patients satisfied with the dentistry they have received	0	0	N/A	92.8%	93.5%	93.3%
% of Patients satisfied with the time they had to wait for an appointment	0	0	N/A	89.7%	89.1%	88.9%

* This is based on patients treated on this contract for their most recent course of treatment. Figures in italics indicate the base number of FP17s or Patient Questionnaire responses are less than 100. N/A is shown where the base number of responses is less than 10 during the period. % is calculated as Quantity/Base number*100

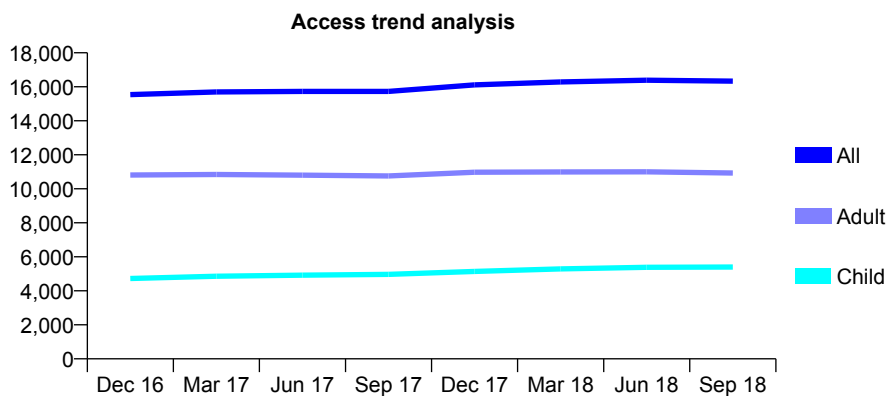
Q54 - Vital Signs At a Glance Contract Report for 214299/0002 - September 2018

Name or company name	MR JS KAINTH
Contract type name	GDS Contract
Purpose of contract	General
Contract start date	28/01/2013
Contract end date	

18/19 Contracted general activity (UDA)	37,779
Carry forward general activity (UDA)	-24
18/19 Contracted orthodontic activity (UOA)	0
Carry forward orthodontic activity (UOA)	0
Baseline contract value	£933,845.29

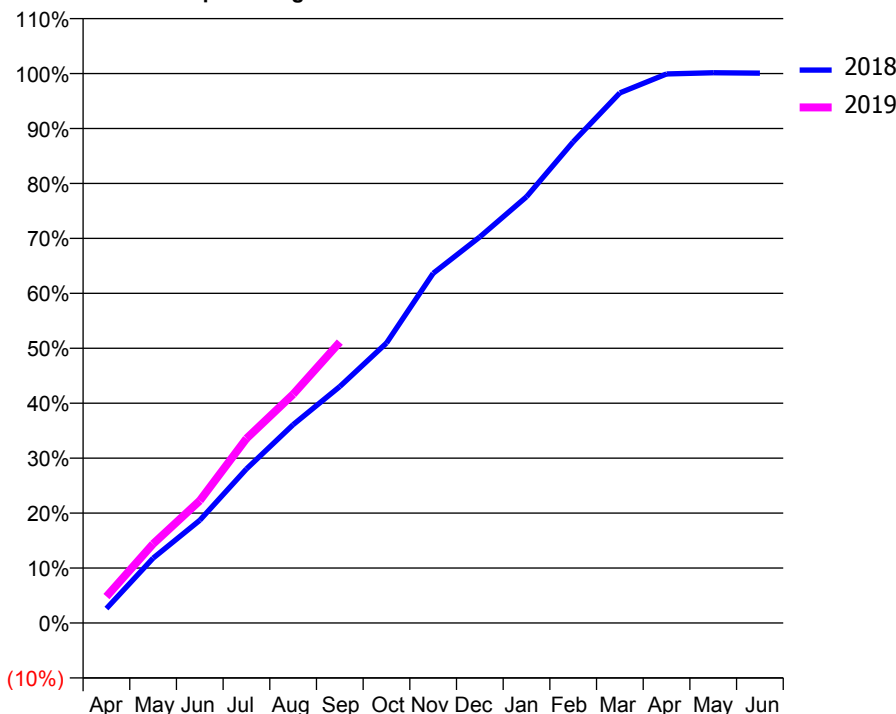
ACCESS*

Patients seen in 24 months	Total	Change since previous quarter
Quarter ending September 2017	15,731	
Quarter ending December 2017	16,117	↑
Quarter ending March 2018	16,283	→
Quarter ending June 2018	16,388	→
Quarter ending September 2018	16,335	→
Variance since September 2017	3.8%	↑



ACTIVITY

Cumulative percentage of contracted UDA delivered 2018 & 2019



Month	Adjusted Scheduled Activity (UDA)	
	2018	2019
April	993	1,821
May	4,462	5,443
June	7,062	8,415
July	10,591	12,685
August	13,640	15,728
September	16,260	19,308
October	19,250	
November	24,044	
December	26,542	
January	29,302	
February	33,084	
March	36,447	
April	37,749	
May	37,831	
June	37,804	

QUALITY

	Quantity	Base Number	Contract	AT	Region	England
% of FP17s for the same patient ID Re-attending within 3 months - Children	260	3,896	6.7%	9.8%	11.4%	11.6%
% of FP17s for the same patient ID Re-attending within 3 months - Adults	706	5,395	13.1%	14.7%	15.0%	15.5%
% of FP17s for the same patient ID Re-attending between 3 & 9 months - Children	2,047	3,896	52.5%	52.8%	59.9%	58.8%
% of FP17s for the same patient ID Re-attending between 3 & 9 months - Adults	1,947	5,395	36.1%	48.0%	52.0%	51.1%
% of FP17s for Band 1 Urgent Courses	924	8,556	10.8%	8.0%	8.0%	9.0%
% of FP17s Relating to Free Repair or Replacements	90	8,556	1.1%	0.7%	0.8%	0.8%
% of FP17s Relating to Continuations	105	8,556	1.2%	0.8%	0.9%	0.9%
% of Patients satisfied with the dentistry they have received	4	4	N/A	92.8%	93.5%	93.3%
% of Patients satisfied with the time they had to wait for an appointment	4	4	N/A	89.7%	89.1%	88.9%

* This is based on patients treated on this contract for their most recent course of treatment. Figures in italics indicate the base number of FP17s or Patient Questionnaire responses are less than 100. N/A is shown where the base number of responses is less than 10 during the period. % is calculated as Quantity/Base number*100

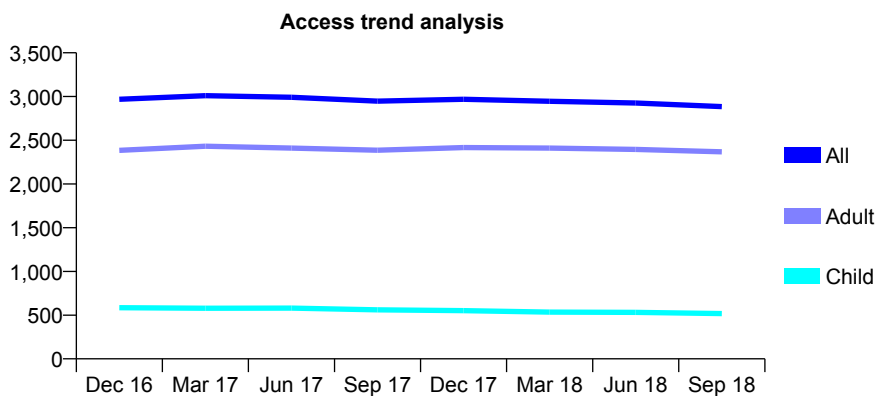
Q54 - Vital Signs At a Glance Contract Report for 215465/0001 - September 2018

Name or company name	MR GM SMITH
Contract type name	GDS Contract
Purpose of contract	General
Contract start date	01/04/2006
Contract end date	

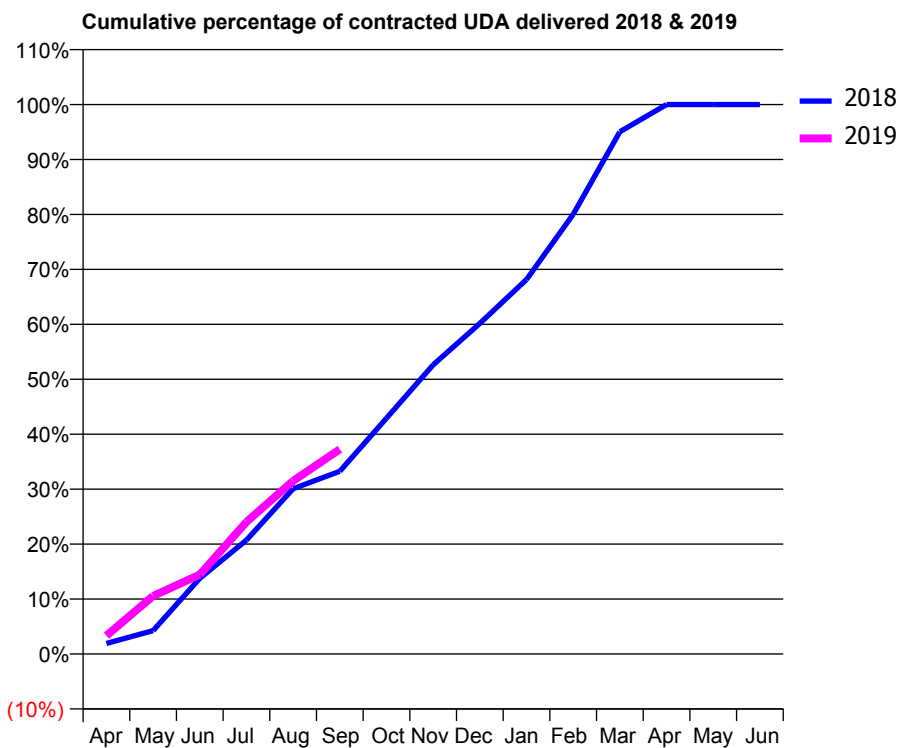
18/19 Contracted general activity (UDA)	9,458
Carry forward general activity (UDA)	0
18/19 Contracted orthodontic activity (UOA)	0
Carry forward orthodontic activity (UOA)	0
Baseline contract value	£221,997.98

ACCESS*

Patients seen in 24 months	Total	Change since previous quarter
Quarter ending September 2017	2,947	
Quarter ending December 2017	2,968	→
Quarter ending March 2018	2,945	→
Quarter ending June 2018	2,926	→
Quarter ending September 2018	2,884	↓
Variance since September 2017	(2.1%)	↓



ACTIVITY



Month	Adjusted Scheduled Activity (UDA)	
	2018	2019
April	184	316
May	402	1,000
June	1,302	1,367
July	1,960	2,273
August	2,845	2,981
September	3,146	3,524
October	4,058	
November	4,976	
December	5,691	
January	6,446	
February	7,569	
March	8,989	
April	9,458	
May	9,458	
June	9,458	

QUALITY

	Quantity	Base Number	Contract	AT	Region	England
% of FP17s for the same patient ID Re-attending within 3 months - Children	24	343	7.0%	9.8%	11.4%	11.6%
% of FP17s for the same patient ID Re-attending within 3 months - Adults	301	1,466	20.5%	14.7%	15.0%	15.5%
% of FP17s for the same patient ID Re-attending between 3 & 9 months - Children	160	343	46.6%	52.8%	59.9%	58.8%
% of FP17s for the same patient ID Re-attending between 3 & 9 months - Adults	526	1,466	35.9%	48.0%	52.0%	51.1%
% of FP17s for Band 1 Urgent Courses	189	1,661	11.4%	8.0%	8.0%	9.0%
% of FP17s Relating to Free Repair or Replacements	26	1,661	1.6%	0.7%	0.8%	0.8%
% of FP17s Relating to Continuations	33	1,661	2.0%	0.8%	0.9%	0.9%
% of Patients satisfied with the dentistry they have received	0	0	N/A	92.8%	93.5%	93.3%
% of Patients satisfied with the time they had to wait for an appointment	0	0	N/A	89.7%	89.1%	88.9%

* This is based on patients treated on this contract for their most recent course of treatment. Figures in italics indicate the base number of FP17s or Patient Questionnaire responses are less than 100. N/A is shown where the base number of responses is less than 10 during the period. % is calculated as Quantity/Base number*100

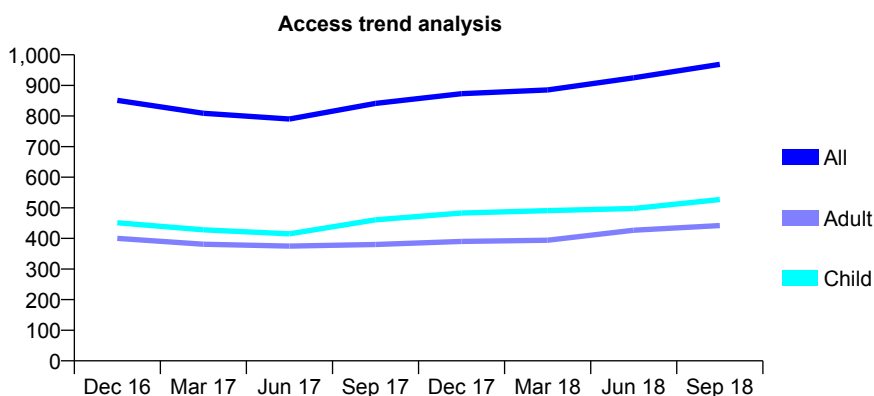
Q54 - Vital Signs At a Glance Contract Report for 215732/0001 - September 2018

Name or company name	Hall Green Dental Practice
Contract type name	GDS Contract
Purpose of contract	General
Contract start date	01/04/2006
Contract end date	

18/19 Contracted general activity (UDA)	2,225
Carry forward general activity (UDA)	-44
18/19 Contracted orthodontic activity (UOA)	0
Carry forward orthodontic activity (UOA)	0
Baseline contract value	£55,304.20

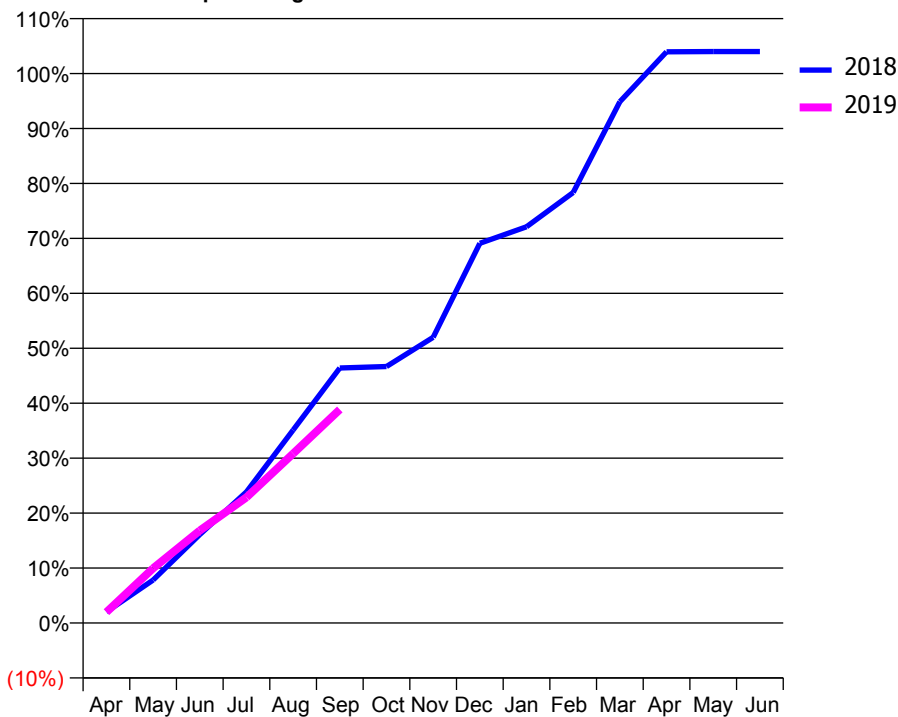
ACCESS*

Patients seen in 24 months	Total	Change since previous quarter
Quarter ending September 2017	841	
Quarter ending December 2017	873	↑
Quarter ending March 2018	885	→
Quarter ending June 2018	925	↑
Quarter ending September 2018	969	↑
Variance since September 2017	15.2%	↑



ACTIVITY

Cumulative percentage of contracted UDA delivered 2018 & 2019



Adjusted Scheduled Activity (UDA)

Month	2018	2019
April	45	44
May	174	222
June	358	374
July	531	509
August	781	686
September	1,033	865
October	1,039	
November	1,157	
December	1,538	
January	1,605	
February	1,743	
March	2,111	
April	2,313	
May	2,314	
June	2,314	

QUALITY

	Quantity	Base Number	Contract	AT	Region	England
% of FP17s for the same patient ID Re-attending within 3 months - Children	8	326	2.5%	9.8%	11.4%	11.6%
% of FP17s for the same patient ID Re-attending within 3 months - Adults	10	209	4.8%	14.7%	15.0%	15.5%
% of FP17s for the same patient ID Re-attending between 3 & 9 months - Children	170	326	52.1%	52.8%	59.9%	58.8%
% of FP17s for the same patient ID Re-attending between 3 & 9 months - Adults	62	209	29.7%	48.0%	52.0%	51.1%
% of FP17s for Band 1 Urgent Courses	35	484	7.2%	8.0%	8.0%	9.0%
% of FP17s Relating to Free Repair or Replacements	0	484	0.0%	0.7%	0.8%	0.8%
% of FP17s Relating to Continuations	0	484	0.0%	0.8%	0.9%	0.9%
% of Patients satisfied with the dentistry they have received	1	1	N/A	92.8%	93.5%	93.3%
% of Patients satisfied with the time they had to wait for an appointment	1	1	N/A	89.7%	89.1%	88.9%

* This is based on patients treated on this contract for their most recent course of treatment. Figures in italics indicate the base number of FP17s or Patient Questionnaire responses are less than 100. N/A is shown where the base number of responses is less than 10 during the period. % is calculated as Quantity/Base number*100

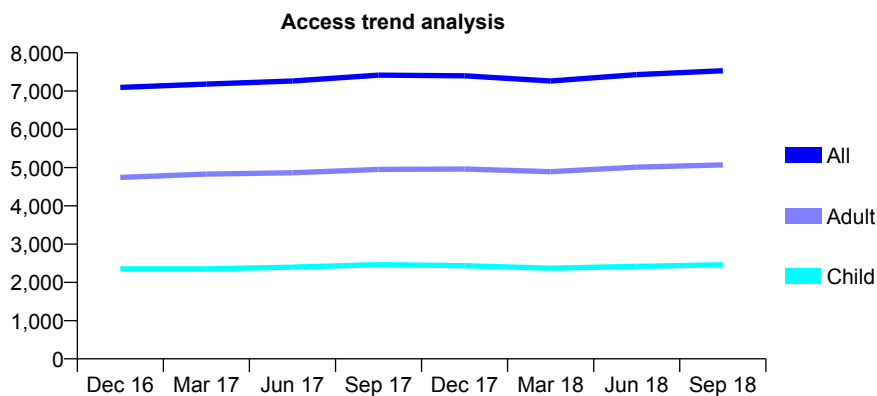
Q54 - Vital Signs At a Glance Contract Report for 219916/0001 - September 2018

Name or company name	MR M KHOJA
Contract type name	GDS Contract
Purpose of contract	General
Contract start date	01/04/2006
Contract end date	

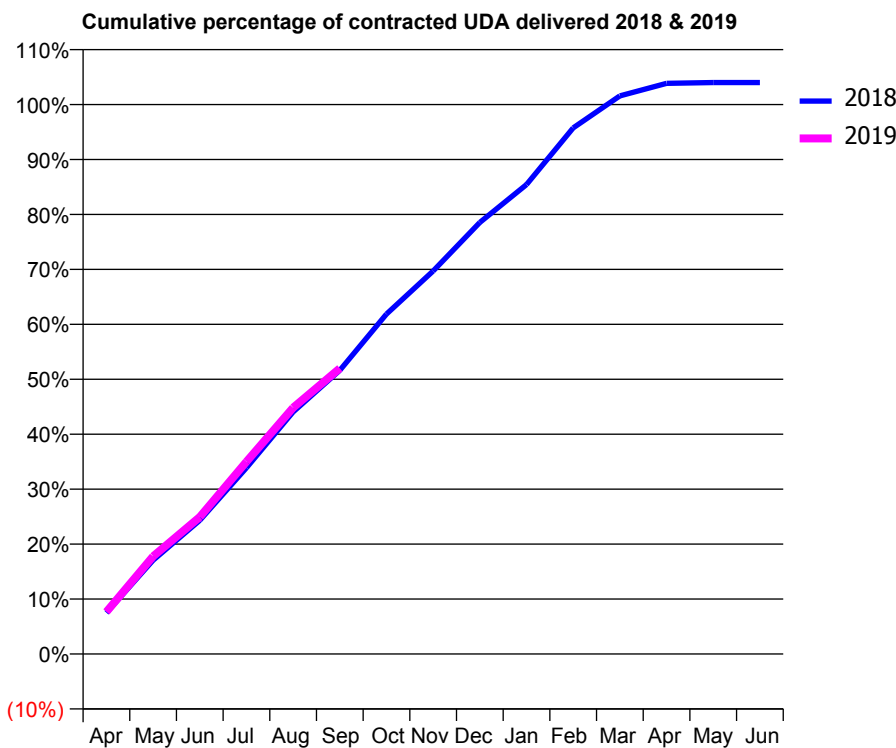
18/19 Contracted general activity (UDA)	22,689
Carry forward general activity (UDA)	-453
18/19 Contracted orthodontic activity (UOA)	0
Carry forward orthodontic activity (UOA)	0
Baseline contract value	£600,870.56

ACCESS*

Patients seen in 24 months	Total	Change since previous quarter
Quarter ending September 2017	7,415	
Quarter ending December 2017	7,397	→
Quarter ending March 2018	7,262	↓
Quarter ending June 2018	7,430	↑
Quarter ending September 2018	7,530	→
Variance since September 2017	1.6%	→



ACTIVITY



Adjusted Scheduled Activity (UDA)		
Month	2018	2019
April	1,706	1,742
May	3,873	4,033
June	5,519	5,658
July	7,690	7,942
August	9,998	10,171
September	11,716	11,796
October	14,038	
November	15,815	
December	17,818	
January	19,382	
February	21,723	
March	23,044	
April	23,563	
May	23,596	
June	23,598	

QUALITY

	Quantity	Base Number	Contract	AT	Region	England
% of FP17s for the same patient ID Re-attending within 3 months - Children	115	1,513	7.6%	9.8%	11.4%	11.6%
% of FP17s for the same patient ID Re-attending within 3 months - Adults	395	2,636	15.0%	14.7%	15.0%	15.5%
% of FP17s for the same patient ID Re-attending between 3 & 9 months - Children	443	1,513	29.3%	52.8%	59.9%	58.8%
% of FP17s for the same patient ID Re-attending between 3 & 9 months - Adults	825	2,636	31.3%	48.0%	52.0%	51.1%
% of FP17s for Band 1 Urgent Courses	575	3,926	14.6%	8.0%	8.0%	9.0%
% of FP17s Relating to Free Repair or Replacements	19	3,926	0.5%	0.7%	0.8%	0.8%
% of FP17s Relating to Continuations	0	3,926	0.0%	0.8%	0.9%	0.9%
% of Patients satisfied with the dentistry they have received	0	0	N/A	92.8%	93.5%	93.3%
% of Patients satisfied with the time they had to wait for an appointment	0	0	N/A	89.7%	89.1%	88.9%

* This is based on patients treated on this contract for their most recent course of treatment. Figures in italics indicate the base number of FP17s or Patient Questionnaire responses are less than 100. N/A is shown where the base number of responses is less than 10 during the period. % is calculated as Quantity/Base number*100

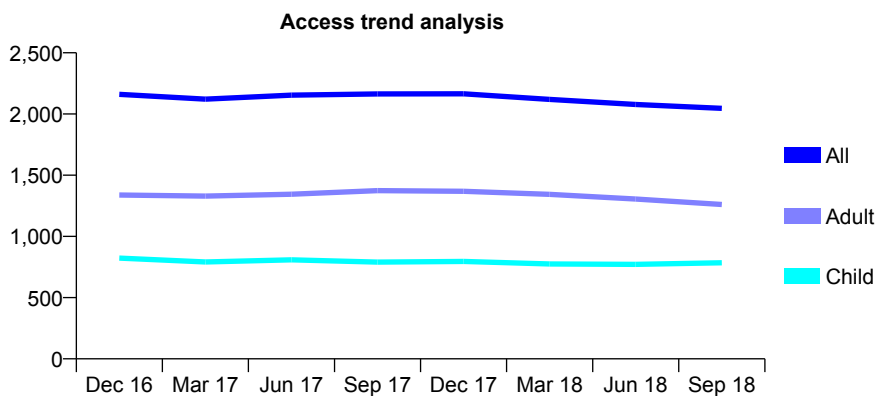
Q54 - Vital Signs At a Glance Contract Report for 219916/0002 - September 2018

Name or company name	MR M KHOJA
Contract type name	GDS Contract
Purpose of contract	General
Contract start date	01/04/2006
Contract end date	

18/19 Contracted general activity (UDA)	5,632
Carry forward general activity (UDA)	-35
18/19 Contracted orthodontic activity (UOA)	0
Carry forward orthodontic activity (UOA)	0
Baseline contract value	£153,433.93

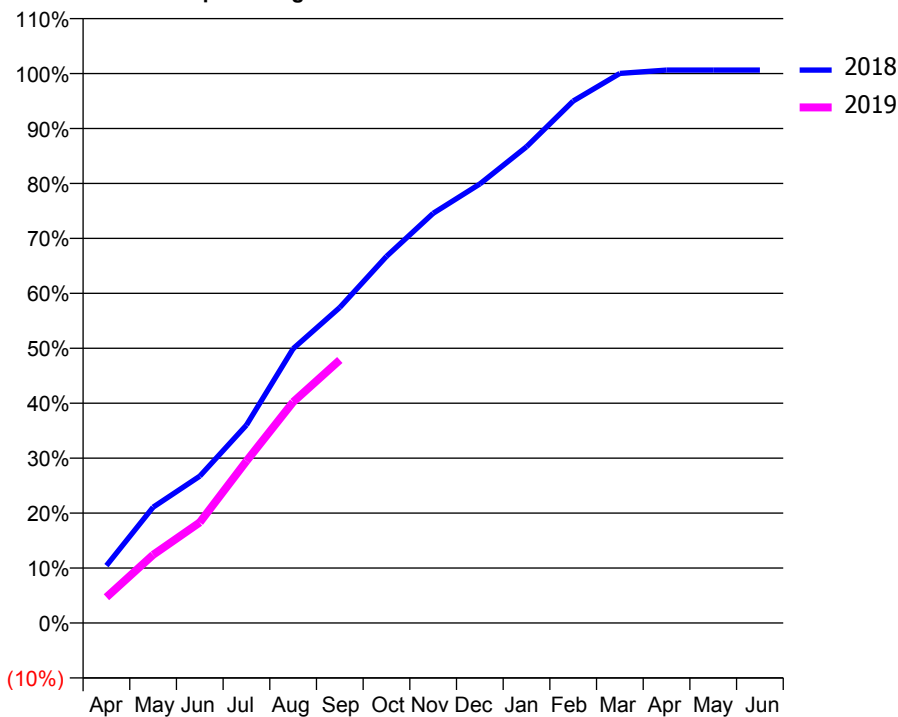
ACCESS*

Patients seen in 24 months	Total	Change since previous quarter
Quarter ending September 2017	2,164	
Quarter ending December 2017	2,165	→
Quarter ending March 2018	2,119	↓
Quarter ending June 2018	2,078	↓
Quarter ending September 2018	2,046	↓
Variance since September 2017	(5.5%)	↓



ACTIVITY

Cumulative percentage of contracted UDA delivered 2018 & 2019



Adjusted Scheduled Activity (UDA)

Month	2018	2019
April	588	264
May	1,188	698
June	1,505	1,032
July	2,029	1,659
August	2,812	2,265
September	3,234	2,696
October	3,757	
November	4,199	
December	4,500	
January	4,881	
February	5,350	
March	5,632	
April	5,666	
May	5,668	
June	5,668	

QUALITY

	Quantity	Base Number	Contract	AT	Region	England
% of FP17s for the same patient ID Re-attending within 3 months - Children	74	573	12.9%	9.8%	11.4%	11.6%
% of FP17s for the same patient ID Re-attending within 3 months - Adults	128	700	18.3%	14.7%	15.0%	15.5%
% of FP17s for the same patient ID Re-attending between 3 & 9 months - Children	225	573	39.3%	52.8%	59.9%	58.8%
% of FP17s for the same patient ID Re-attending between 3 & 9 months - Adults	235	700	33.6%	48.0%	52.0%	51.1%
% of FP17s for Band 1 Urgent Courses	256	1,254	20.4%	8.0%	8.0%	9.0%
% of FP17s Relating to Free Repair or Replacements	5	1,254	0.4%	0.7%	0.8%	0.8%
% of FP17s Relating to Continuations	1	1,254	0.1%	0.8%	0.9%	0.9%
% of Patients satisfied with the dentistry they have received	0	0	N/A	92.8%	93.5%	93.3%
% of Patients satisfied with the time they had to wait for an appointment	0	0	N/A	89.7%	89.1%	88.9%

* This is based on patients treated on this contract for their most recent course of treatment. Figures in italics indicate the base number of FP17s or Patient Questionnaire responses are less than 100. N/A is shown where the base number of responses is less than 10 during the period. % is calculated as Quantity/Base number*100

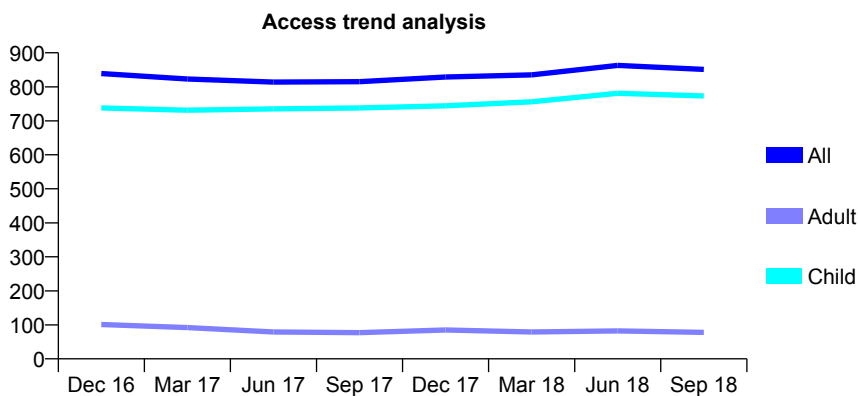
Q54 - Vital Signs At a Glance Contract Report for 220108/0001 - September 2018

Name or company name	MR TR JONES
Contract type name	GDS Contract
Purpose of contract	General
Contract start date	01/04/2006
Contract end date	

18/19 Contracted general activity (UDA)	2,000
Carry forward general activity (UDA)	0
18/19 Contracted orthodontic activity (UOA)	0
Carry forward orthodontic activity (UOA)	0
Baseline contract value	£44,308.08

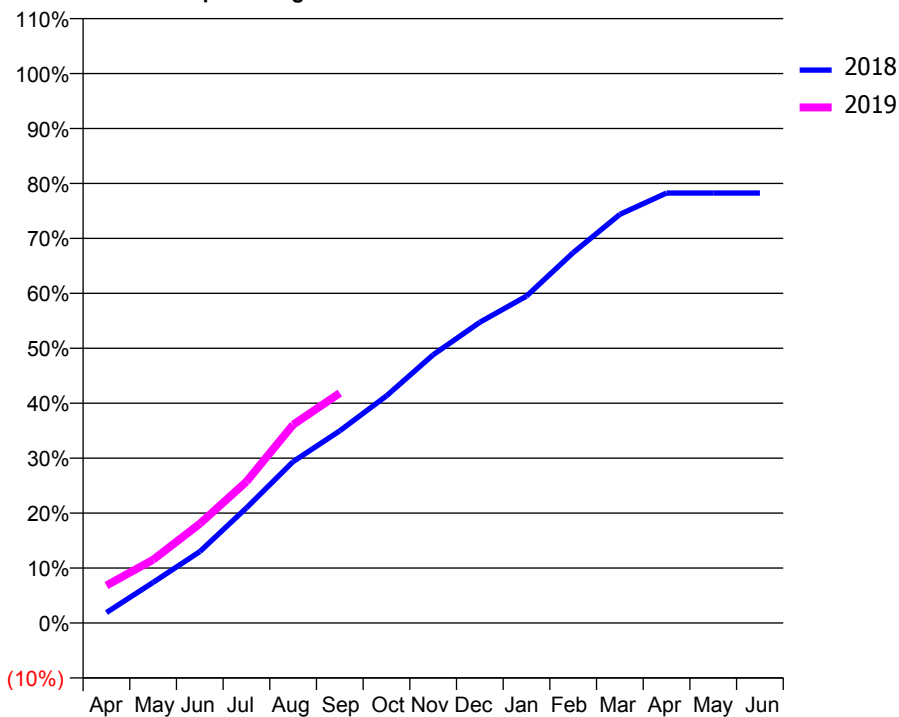
ACCESS*

Patients seen in 24 months	Total	Change since previous quarter
Quarter ending September 2017	815	
Quarter ending December 2017	829	→
Quarter ending March 2018	835	→
Quarter ending June 2018	863	↑
Quarter ending September 2018	851	↓
Variance since September 2017	4.4%	↑



ACTIVITY

Cumulative percentage of contracted UDA delivered 2018 & 2019



Month	Adjusted Scheduled Activity (UDA)	
	2018	2019
April	49	137
May	192	230
June	338	361
July	544	515
August	763	722
September	909	837
October	1,074	
November	1,268	
December	1,422	
January	1,546	
February	1,751	
March	1,932	
April	2,033	
May	2,033	
June	2,033	

QUALITY

	Quantity	Base Number	Contract	AT	Region	England
% of FP17s for the same patient ID Re-attending within 3 months - Children	87	782	11.1%	9.8%	11.4%	11.6%
% of FP17s for the same patient ID Re-attending within 3 months - Adults	0	0	N/A	14.7%	15.0%	15.5%
% of FP17s for the same patient ID Re-attending between 3 & 9 months - Children	543	782	69.4%	52.8%	59.9%	58.8%
% of FP17s for the same patient ID Re-attending between 3 & 9 months - Adults	0	0	N/A	48.0%	52.0%	51.1%
% of FP17s for Band 1 Urgent Courses	10	703	1.4%	8.0%	8.0%	9.0%
% of FP17s Relating to Free Repair or Replacements	0	703	0.0%	0.7%	0.8%	0.8%
% of FP17s Relating to Continuations	10	703	1.4%	0.8%	0.9%	0.9%
% of Patients satisfied with the dentistry they have received	0	0	N/A	92.8%	93.5%	93.3%
% of Patients satisfied with the time they had to wait for an appointment	0	0	N/A	89.7%	89.1%	88.9%

* This is based on patients treated on this contract for their most recent course of treatment. Figures in italics indicate the base number of FP17s or Patient Questionnaire responses are less than 100. N/A is shown where the base number of responses is less than 10 during the period. % is calculated as Quantity/Base number*100

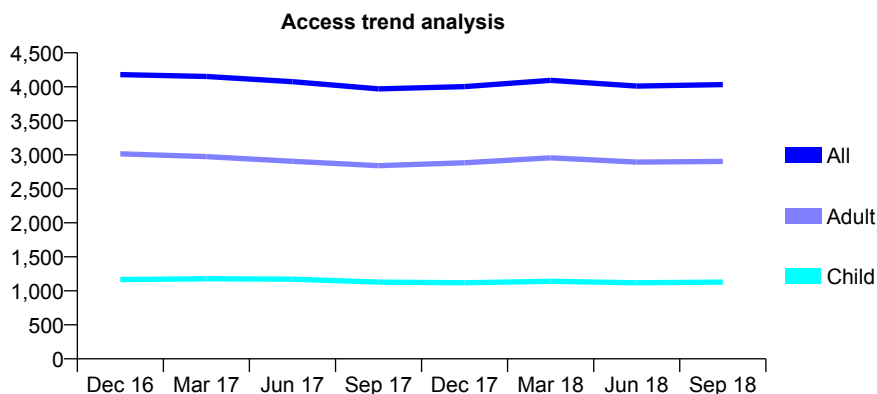
Q54 - Vital Signs At a Glance Contract Report for 220124/0001 - September 2018

Name or company name	MR PK PATEL
Contract type name	GDS Contract
Purpose of contract	General and Orthodontic
Contract start date	01/04/2006
Contract end date	

18/19 Contracted general activity (UDA)	11,324
Carry forward general activity (UDA)	-171
18/19 Contracted orthodontic activity (UOA)	234
Carry forward orthodontic activity (UOA)	-4
Baseline contract value	£351,240.61

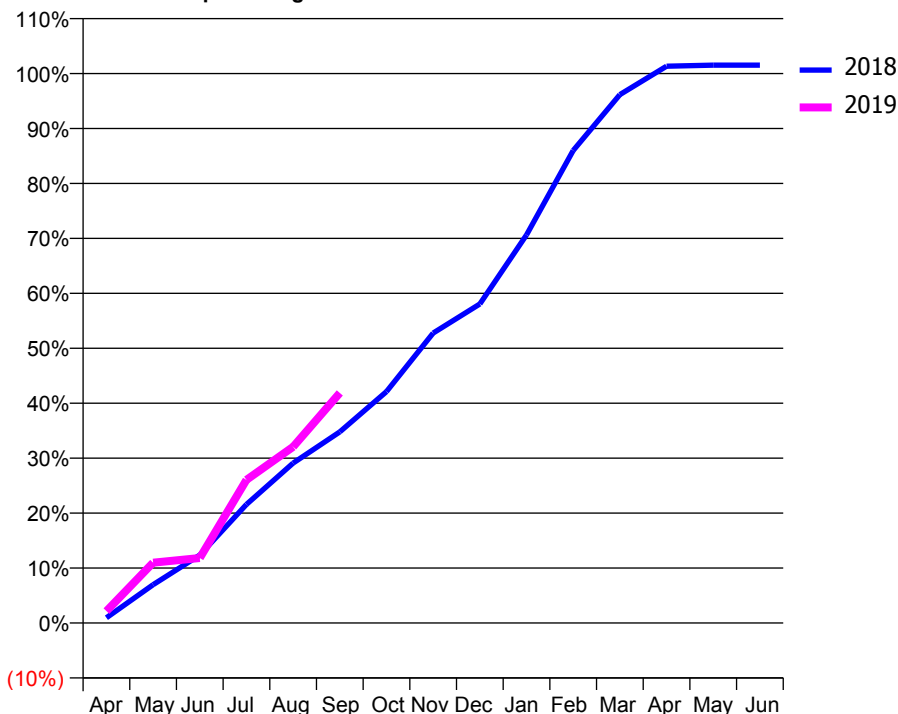
ACCESS*

Patients seen in 24 months	Total	Change since previous quarter
Quarter ending September 2017	3,969	
Quarter ending December 2017	4,002	→
Quarter ending March 2018	4,096	↑
Quarter ending June 2018	4,011	↓
Quarter ending September 2018	4,032	→
Variance since September 2017	1.6%	→



ACTIVITY

Cumulative percentage of contracted UDA delivered 2018 & 2019



Month	Adjusted Scheduled Activity (UDA)	
	2018	2019
April	109	247
May	791	1,242
June	1,399	1,338
July	2,443	2,951
August	3,297	3,632
September	3,940	4,741
October	4,769	
November	5,974	
December	6,574	
January	7,998	
February	9,737	
March	10,888	
April	11,475	
May	11,496	
June	11,496	

QUALITY

	Quantity	Base Number	Contract	AT	Region	England
% of FP17s for the same patient ID Re-attending within 3 months - Children	30	618	4.9%	9.8%	11.4%	11.6%
% of FP17s for the same patient ID Re-attending within 3 months - Adults	182	1,539	11.8%	14.7%	15.0%	15.5%
% of FP17s for the same patient ID Re-attending between 3 & 9 months - Children	303	618	49.0%	52.8%	59.9%	58.8%
% of FP17s for the same patient ID Re-attending between 3 & 9 months - Adults	616	1,539	40.0%	48.0%	52.0%	51.1%
% of FP17s for Band 1 Urgent Courses	192	1,917	10.0%	8.0%	8.0%	9.0%
% of FP17s Relating to Free Repair or Replacements	4	1,917	0.2%	0.7%	0.8%	0.8%
% of FP17s Relating to Continuations	21	1,917	1.1%	0.8%	0.9%	0.9%
% of Patients satisfied with the dentistry they have received	4	4	N/A	92.8%	93.5%	93.3%
% of Patients satisfied with the time they had to wait for an appointment	4	4	N/A	89.7%	89.1%	88.9%

* This is based on patients treated on this contract for their most recent course of treatment. Figures in italics indicate the base number of FP17s or Patient Questionnaire responses are less than 100. N/A is shown where the base number of responses is less than 10 during the period. % is calculated as Quantity/Base number*100

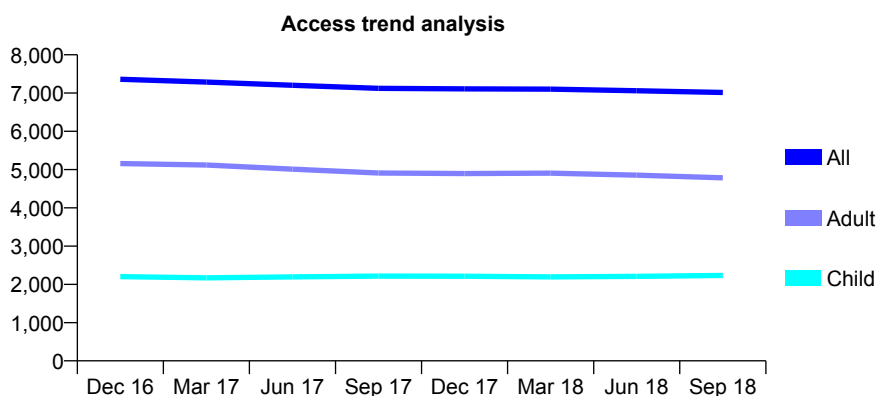
Q54 - Vital Signs At a Glance Contract Report for 220922/0001 - September 2018

Name or company name	MR JS SIDHU
Contract type name	GDS Contract
Purpose of contract	General and Orthodontic
Contract start date	01/04/2006
Contract end date	

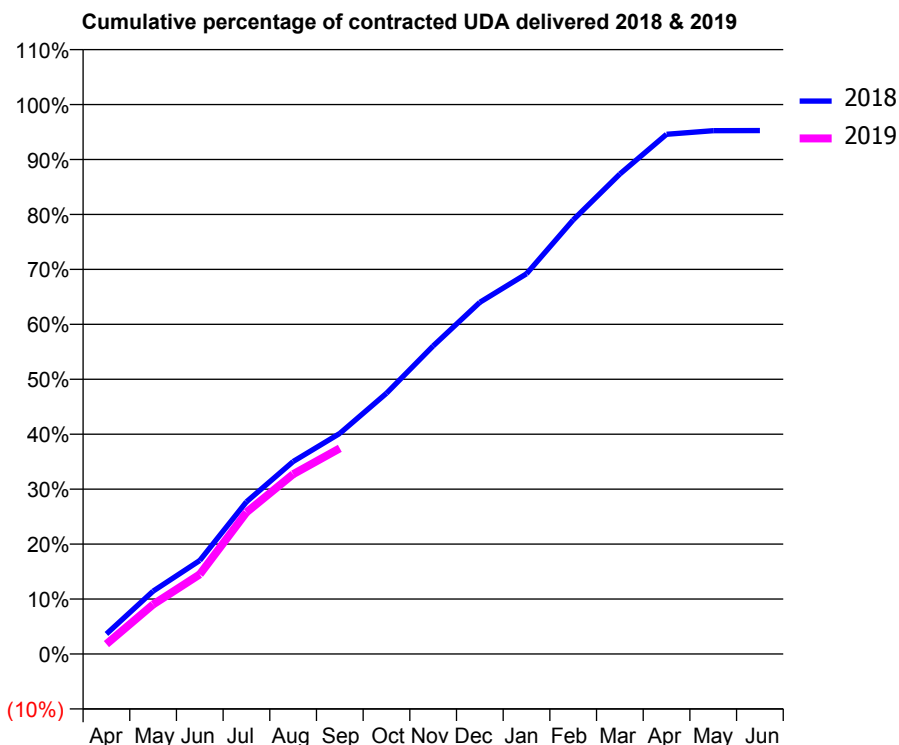
18/19 Contracted general activity (UDA)	19,884
Carry forward general activity (UDA)	0
18/19 Contracted orthodontic activity (UOA)	22
Carry forward orthodontic activity (UOA)	0
Baseline contract value	£509,009.10

ACCESS*

Patients seen in 24 months	Total	Change since previous quarter
Quarter ending September 2017	7,125	
Quarter ending December 2017	7,108	→
Quarter ending March 2018	7,101	→
Quarter ending June 2018	7,062	→
Quarter ending September 2018	7,015	→
Variance since September 2017	(1.5%)	↓



ACTIVITY



Month	Adjusted Scheduled Activity (UDA)	
	2018	2019
April	724	358
May	2,273	1,794
June	3,387	2,882
July	5,507	5,129
August	6,966	6,508
September	7,982	7,444
October	9,437	
November	11,150	
December	12,724	
January	13,760	
February	15,710	
March	17,369	
April	18,809	
May	18,936	
June	18,939	

QUALITY

	Quantity	Base Number	Contract	AT	Region	England
% of FP17s for the same patient ID Re-attending within 3 months - Children	52	1,146	4.5%	9.8%	11.4%	11.6%
% of FP17s for the same patient ID Re-attending within 3 months - Adults	323	2,390	13.5%	14.7%	15.0%	15.5%
% of FP17s for the same patient ID Re-attending between 3 & 9 months - Children	353	1,146	30.8%	52.8%	59.9%	58.8%
% of FP17s for the same patient ID Re-attending between 3 & 9 months - Adults	801	2,390	33.5%	48.0%	52.0%	51.1%
% of FP17s for Band 1 Urgent Courses	164	2,968	5.5%	8.0%	8.0%	9.0%
% of FP17s Relating to Free Repair or Replacements	47	2,968	1.6%	0.7%	0.8%	0.8%
% of FP17s Relating to Continuations	18	2,968	0.6%	0.8%	0.9%	0.9%
% of Patients satisfied with the dentistry they have received	3	3	N/A	92.8%	93.5%	93.3%
% of Patients satisfied with the time they had to wait for an appointment	3	3	N/A	89.7%	89.1%	88.9%

* This is based on patients treated on this contract for their most recent course of treatment. Figures in italics indicate the base number of FP17s or Patient Questionnaire responses are less than 100. N/A is shown where the base number of responses is less than 10 during the period. % is calculated as Quantity/Base number*100

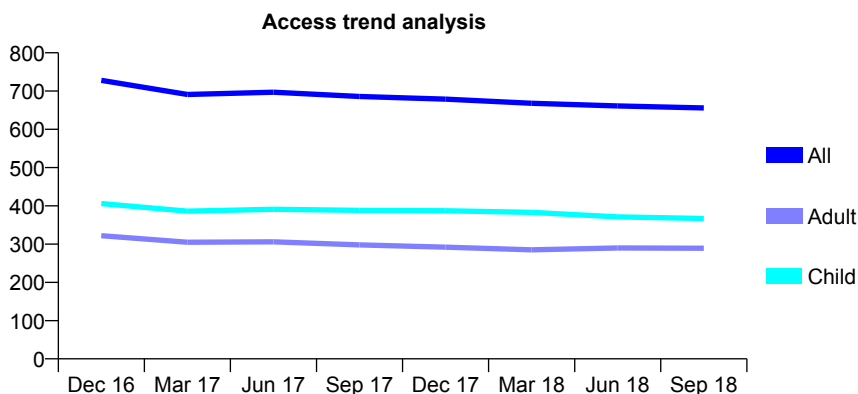
Q54 - Vital Signs At a Glance Contract Report for 221309/0001 - September 2018

Name or company name	MR IC WILSON
Contract type name	GDS Contract
Purpose of contract	General
Contract start date	01/04/2006
Contract end date	

18/19 Contracted general activity (UDA)	1,800
Carry forward general activity (UDA)	0
18/19 Contracted orthodontic activity (UOA)	0
Carry forward orthodontic activity (UOA)	0
Baseline contract value	£43,595.13

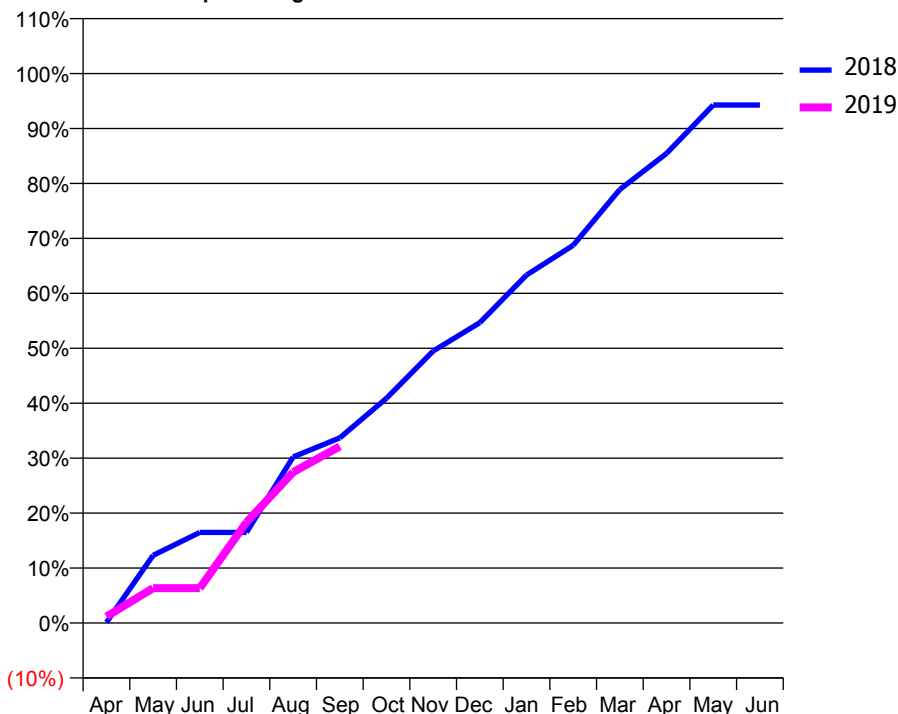
ACCESS*

Patients seen in 24 months	Total	Change since previous quarter
Quarter ending September 2017	686	
Quarter ending December 2017	679	↓
Quarter ending March 2018	668	↓
Quarter ending June 2018	661	↓
Quarter ending September 2018	656	→
Variance since September 2017	(4.4%)	↓



ACTIVITY

Cumulative percentage of contracted UDA delivered 2018 & 2019



Adjusted Scheduled Activity (UDA)

Month	2018	2019
April	2	21
May	222	114
June	297	114
July	297	330
August	544	494
September	606	578
October	736	
November	891	
December	984	
January	1,140	
February	1,237	
March	1,420	
April	1,538	
May	1,697	
June	1,697	

QUALITY

	Quantity	Base Number	Contract	AT	Region	England
% of FP17s for the same patient ID Re-attending within 3 months - Children	26	279	9.3%	9.8%	11.4%	11.6%
% of FP17s for the same patient ID Re-attending within 3 months - Adults	37	167	22.2%	14.7%	15.0%	15.5%
% of FP17s for the same patient ID Re-attending between 3 & 9 months - Children	179	279	64.2%	52.8%	59.9%	58.8%
% of FP17s for the same patient ID Re-attending between 3 & 9 months - Adults	90	167	53.9%	48.0%	52.0%	51.1%
% of FP17s for Band 1 Urgent Courses	27	343	7.9%	8.0%	8.0%	9.0%
% of FP17s Relating to Free Repair or Replacements	1	343	0.3%	0.7%	0.8%	0.8%
% of FP17s Relating to Continuations	8	343	2.3%	0.8%	0.9%	0.9%
% of Patients satisfied with the dentistry they have received	0	0	N/A	92.8%	93.5%	93.3%
% of Patients satisfied with the time they had to wait for an appointment	0	0	N/A	89.7%	89.1%	88.9%

* This is based on patients treated on this contract for their most recent course of treatment. Figures in italics indicate the base number of FP17s or Patient Questionnaire responses are less than 100. N/A is shown where the base number of responses is less than 10 during the period. % is calculated as Quantity/Base number*100

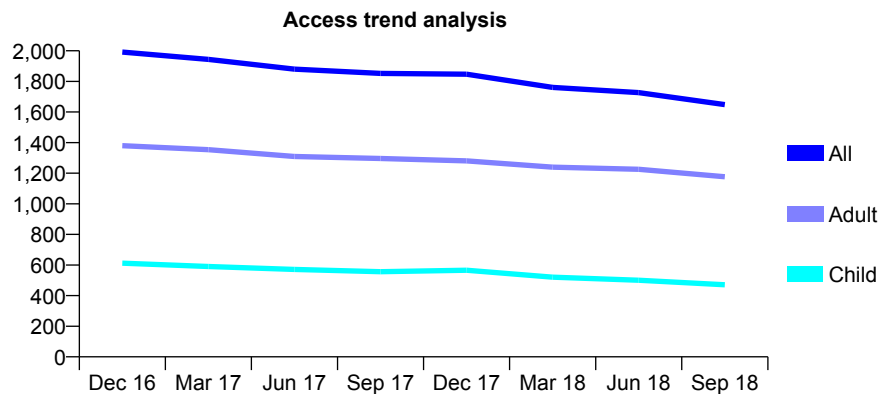
Q54 - Vital Signs At a Glance Contract Report for 224472/0002 - September 2018

Name or company name	MRS AC HADDON
Contract type name	GDS Contract
Purpose of contract	General
Contract start date	28/09/2011
Contract end date	

18/19 Contracted general activity (UDA)	8,384
Carry forward general activity (UDA)	0
18/19 Contracted orthodontic activity (UOA)	0
Carry forward orthodontic activity (UOA)	0
Baseline contract value	£250,287.03

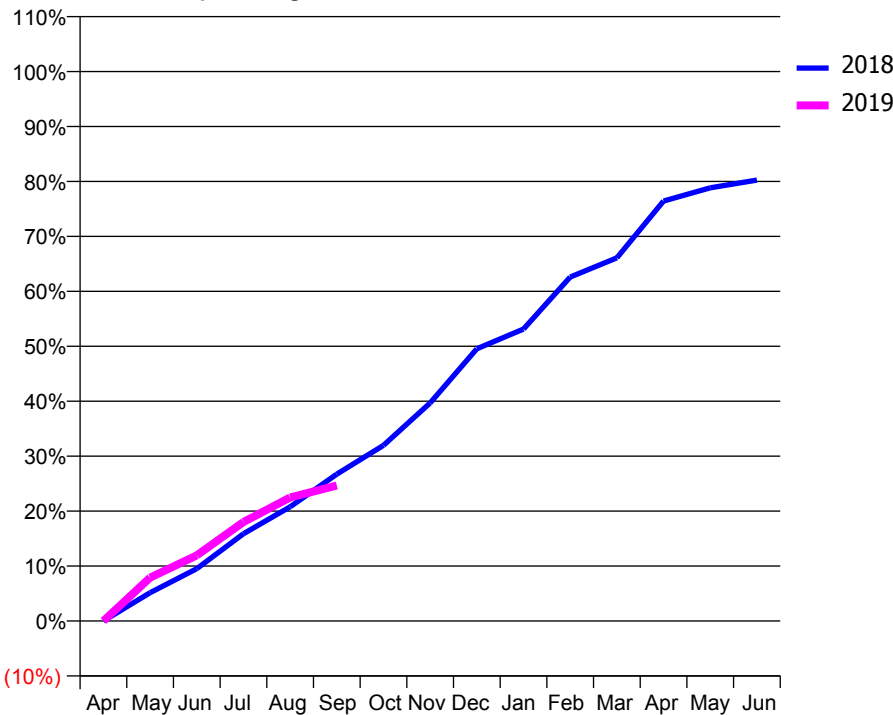
ACCESS*

Patients seen in 24 months	Total	Change since previous quarter
Quarter ending September 2017	1,852	
Quarter ending December 2017	1,847	→
Quarter ending March 2018	1,761	↓
Quarter ending June 2018	1,727	↓
Quarter ending September 2018	1,648	↓
Variance since September 2017	(11.0%)	↓



ACTIVITY

Cumulative percentage of contracted UDA delivered 2018 & 2019



Adjusted Scheduled Activity (UDA)		
Month	2018	2019
April	0	0
May	432	663
June	798	1,002
July	1,332	1,511
August	1,742	1,885
September	2,242	2,067
October	2,680	
November	3,328	
December	4,153	
January	4,455	
February	5,249	
March	5,540	
April	6,407	
May	6,609	
June	6,728	

QUALITY

	Quantity	Base Number	Contract	AT	Region	England
% of FP17s for the same patient ID Re-attending within 3 months - Children	30	283	10.6%	9.8%	11.4%	11.6%
% of FP17s for the same patient ID Re-attending within 3 months - Adults	316	875	36.1%	14.7%	15.0%	15.5%
% of FP17s for the same patient ID Re-attending between 3 & 9 months - Children	139	283	49.1%	52.8%	59.9%	58.8%
% of FP17s for the same patient ID Re-attending between 3 & 9 months - Adults	354	875	40.5%	48.0%	52.0%	51.1%
% of FP17s for Band 1 Urgent Courses	68	740	9.2%	8.0%	8.0%	9.0%
% of FP17s Relating to Free Repair or Replacements	11	740	1.5%	0.7%	0.8%	0.8%
% of FP17s Relating to Continuations	24	740	3.2%	0.8%	0.9%	0.9%
% of Patients satisfied with the dentistry they have received	2	2	N/A	92.8%	93.5%	93.3%
% of Patients satisfied with the time they had to wait for an appointment	2	2	N/A	89.7%	89.1%	88.9%

* This is based on patients treated on this contract for their most recent course of treatment. Figures in italics indicate the base number of FP17s or Patient Questionnaire responses are less than 100. N/A is shown where the base number of responses is less than 10 during the period. % is calculated as Quantity/Base number*100

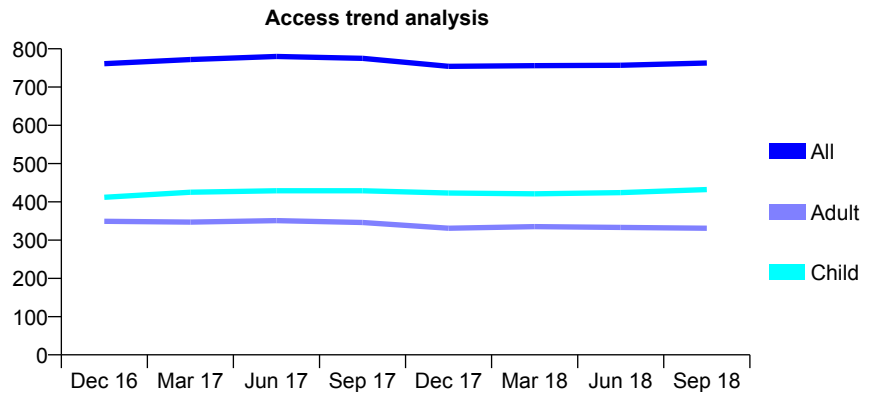
Q54 - Vital Signs At a Glance Contract Report for 231282/0001 - September 2018

Name or company name	MR SD LOESCHER
Contract type name	GDS Contract
Purpose of contract	General
Contract start date	01/04/2006
Contract end date	

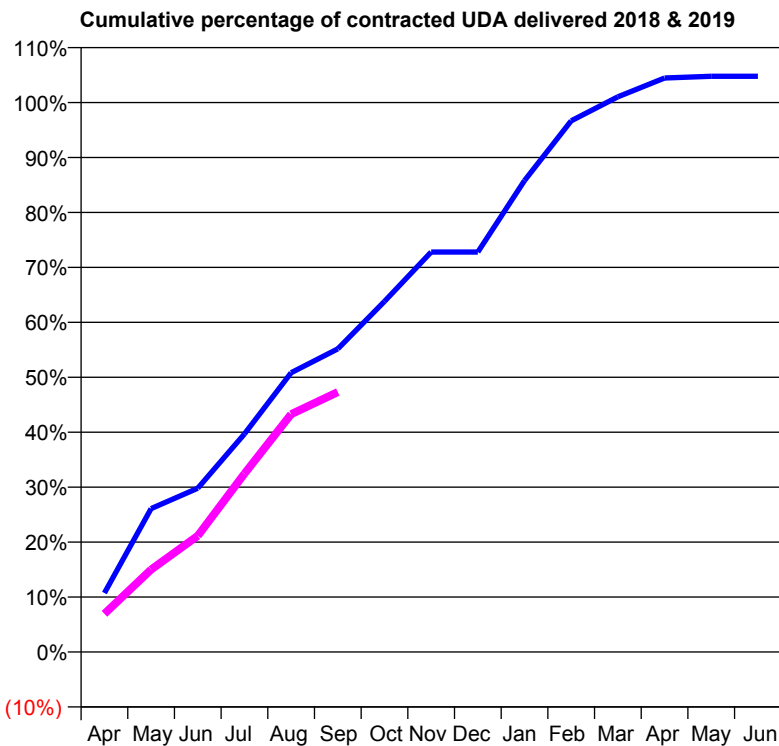
18/19 Contracted general activity (UDA)	1,566
Carry forward general activity (UDA)	-31
18/19 Contracted orthodontic activity (UOA)	0
Carry forward orthodontic activity (UOA)	0
Baseline contract value	£37,727.69

ACCESS*

Patients seen in 24 months	Total	Change since previous quarter
Quarter ending September 2017	775	
Quarter ending December 2017	754	↓
Quarter ending March 2018	756	→
Quarter ending June 2018	757	→
Quarter ending September 2018	763	→
Variance since September 2017	(1.5%)	↓



ACTIVITY



Adjusted Scheduled Activity (UDA)		
Month	2018	2019
April	168	109
May	409	235
June	467	331
July	621	508
August	796	678
September	864	741
October	999	
November	1,140	
December	1,140	
January	1,343	
February	1,514	
March	1,582	
April	1,636	
May	1,641	
June	1,641	

QUALITY

	Quantity	Base Number	Contract	AT	Region	England
% of FP17s for the same patient ID Re-attending within 3 months - Children	14	354	4.0%	9.8%	11.4%	11.6%
% of FP17s for the same patient ID Re-attending within 3 months - Adults	17	190	8.9%	14.7%	15.0%	15.5%
% of FP17s for the same patient ID Re-attending between 3 & 9 months - Children	229	354	64.7%	52.8%	59.9%	58.8%
% of FP17s for the same patient ID Re-attending between 3 & 9 months - Adults	104	190	54.7%	48.0%	52.0%	51.1%
% of FP17s for Band 1 Urgent Courses	9	502	1.8%	8.0%	8.0%	9.0%
% of FP17s Relating to Free Repair or Replacements	1	502	0.2%	0.7%	0.8%	0.8%
% of FP17s Relating to Continuations	0	502	0.0%	0.8%	0.9%	0.9%
% of Patients satisfied with the dentistry they have received	0	0	N/A	92.8%	93.5%	93.3%
% of Patients satisfied with the time they had to wait for an appointment	0	0	N/A	89.7%	89.1%	88.9%

* This is based on patients treated on this contract for their most recent course of treatment. Figures in italics indicate the base number of FP17s or Patient Questionnaire responses are less than 100. N/A is shown where the base number of responses is less than 10 during the period. % is calculated as Quantity/Base number*100

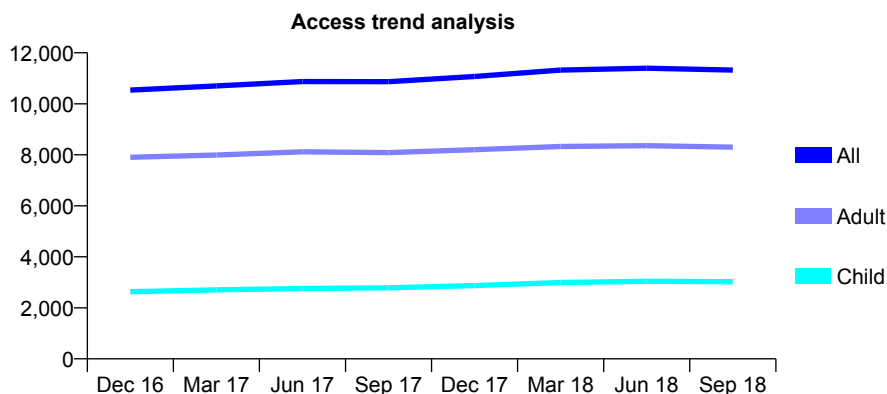
Q54 - Vital Signs At a Glance Contract Report for 234761/0001 - September 2018

Name or company name	MR RS TOBIN
Contract type name	GDS Contract
Purpose of contract	General
Contract start date	01/04/2009
Contract end date	

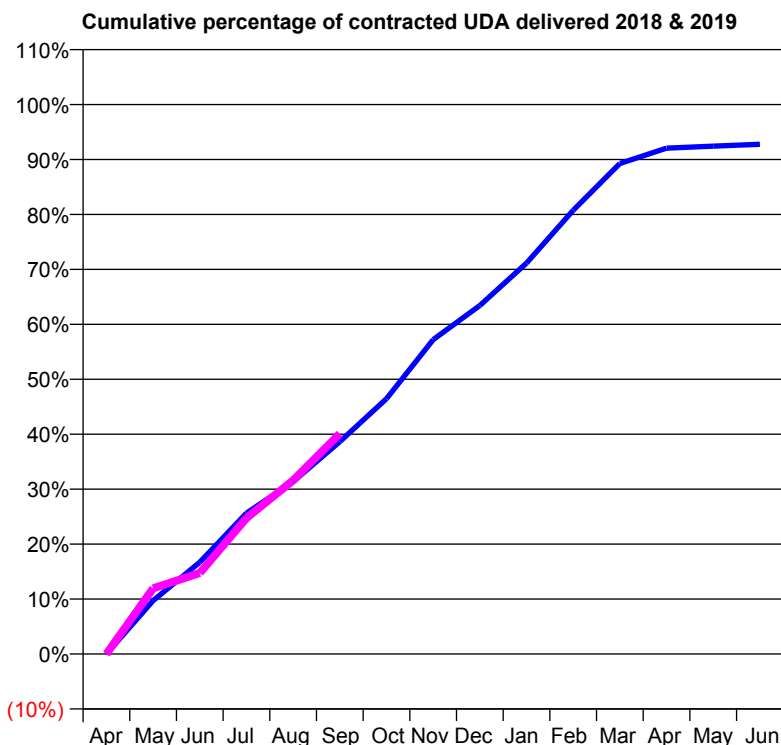
18/19 Contracted general activity (UDA)	37,040
Carry forward general activity (UDA)	0
18/19 Contracted orthodontic activity (UOA)	0
Carry forward orthodontic activity (UOA)	0
Baseline contract value	£985,832.45

ACCESS*

Patients seen in 24 months	Total	Change since previous quarter
Quarter ending September 2017	10,869	
Quarter ending December 2017	11,071	→
Quarter ending March 2018	11,325	↑
Quarter ending June 2018	11,394	→
Quarter ending September 2018	11,324	→
Variance since September 2017	4.2%	↑



ACTIVITY



Month	Adjusted Scheduled Activity (UDA)	
	2018	2019
April	0	0
May	3,600	4,429
June	6,190	5,460
July	9,497	9,168
August	11,617	11,711
September	14,311	14,851
October	17,208	
November	21,190	
December	23,490	
January	26,353	
February	29,911	
March	33,067	
April	34,099	
May	34,229	
June	34,356	

QUALITY

	Quantity	Base Number	Contract	AT	Region	England
% of FP17s for the same patient ID Re-attending within 3 months - Children	150	1,935	7.8%	9.8%	11.4%	11.6%
% of FP17s for the same patient ID Re-attending within 3 months - Adults	981	5,567	17.6%	14.7%	15.0%	15.5%
% of FP17s for the same patient ID Re-attending between 3 & 9 months - Children	1,065	1,935	55.0%	52.8%	59.9%	58.8%
% of FP17s for the same patient ID Re-attending between 3 & 9 months - Adults	2,830	5,567	50.8%	48.0%	52.0%	51.1%
% of FP17s for Band 1 Urgent Courses	971	6,665	14.6%	8.0%	8.0%	9.0%
% of FP17s Relating to Free Repair or Replacements	66	6,665	1.0%	0.7%	0.8%	0.8%
% of FP17s Relating to Continuations	51	6,665	0.8%	0.8%	0.9%	0.9%
% of Patients satisfied with the dentistry they have received	8	9	N/A	92.8%	93.5%	93.3%
% of Patients satisfied with the time they had to wait for an appointment	8	9	N/A	89.7%	89.1%	88.9%

* This is based on patients treated on this contract for their most recent course of treatment. Figures in italics indicate the base number of FP17s or Patient Questionnaire responses are less than 100. N/A is shown where the base number of responses is less than 10 during the period. % is calculated as Quantity/Base number*100

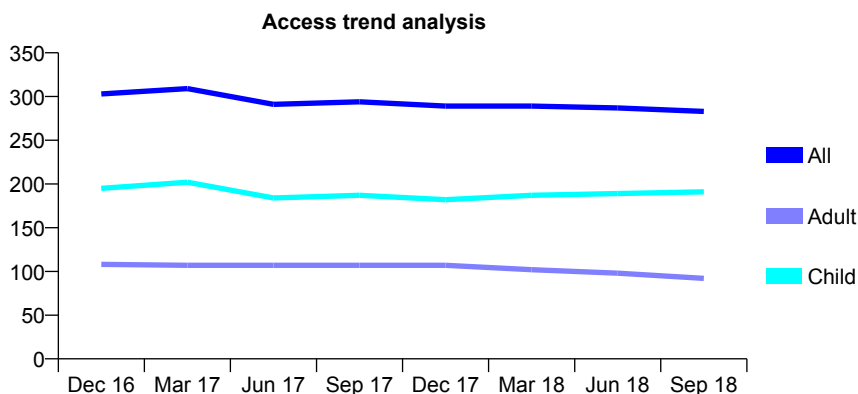
Q54 - Vital Signs At a Glance Contract Report for 234982/0001 - September 2018

Name or company name	MR CJ HIRST
Contract type name	GDS Contract
Purpose of contract	General
Contract start date	01/04/2006
Contract end date	

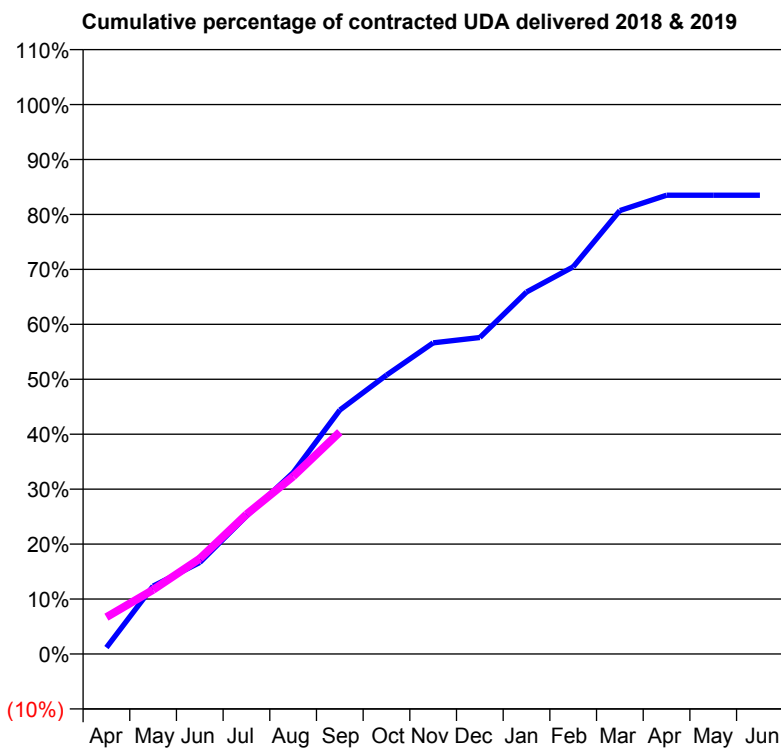
18/19 Contracted general activity (UDA)	510
Carry forward general activity (UDA)	0
18/19 Contracted orthodontic activity (UOA)	0
Carry forward orthodontic activity (UOA)	0
Baseline contract value	£12,663.82

ACCESS*

Patients seen in 24 months	Total	Change since previous quarter
Quarter ending September 2017	294	
Quarter ending December 2017	289	↓
Quarter ending March 2018	289	→
Quarter ending June 2018	287	→
Quarter ending September 2018	283	↓
Variance since September 2017	(3.7%)	↓



ACTIVITY



Month	Adjusted Scheduled Activity (UDA)	
	2018	2019
April	6	34
May	63	60
June	85	89
July	128	130
August	168	165
September	226	206
October	259	
November	289	
December	294	
January	336	
February	359	
March	412	
April	426	
May	426	
June	426	

QUALITY

	Quantity	Base Number	Contract	AT	Region	England
% of FP17s for the same patient ID Re-attending within 3 months - Children	4	125	3.2%	9.8%	11.4%	11.6%
% of FP17s for the same patient ID Re-attending within 3 months - Adults	0	41	0.0%	14.7%	15.0%	15.5%
% of FP17s for the same patient ID Re-attending between 3 & 9 months - Children	75	125	60.0%	52.8%	59.9%	58.8%
% of FP17s for the same patient ID Re-attending between 3 & 9 months - Adults	22	41	53.7%	48.0%	52.0%	51.1%
% of FP17s for Band 1 Urgent Courses	5	156	3.2%	8.0%	8.0%	9.0%
% of FP17s Relating to Free Repair or Replacements	0	156	0.0%	0.7%	0.8%	0.8%
% of FP17s Relating to Continuations	1	156	0.6%	0.8%	0.9%	0.9%
% of Patients satisfied with the dentistry they have received	0	0	N/A	92.8%	93.5%	93.3%
% of Patients satisfied with the time they had to wait for an appointment	0	0	N/A	89.7%	89.1%	88.9%

* This is based on patients treated on this contract for their most recent course of treatment. Figures in italics indicate the base number of FP17s or Patient Questionnaire responses are less than 100. N/A is shown where the base number of responses is less than 10 during the period. % is calculated as Quantity/Base number*100

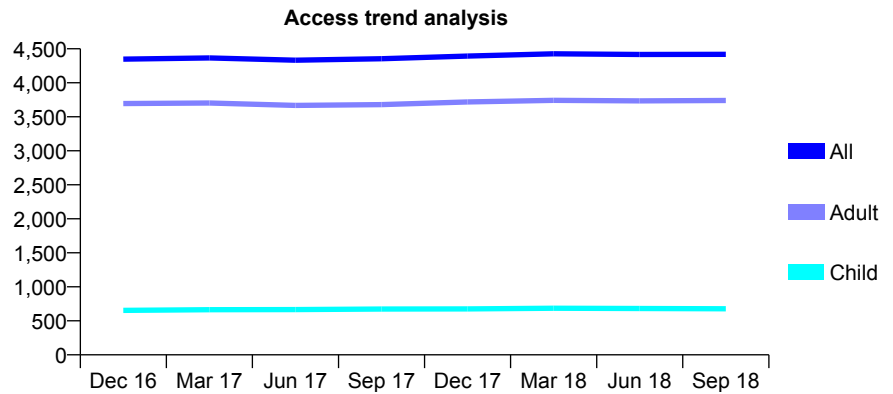
Q54 - Vital Signs At a Glance Contract Report for 239046/0001 - September 2018

Name or company name	MR DW PANNELL
Contract type name	GDS Contract
Purpose of contract	General
Contract start date	01/04/2006
Contract end date	

18/19 Contracted general activity (UDA)	13,464
Carry forward general activity (UDA)	0
18/19 Contracted orthodontic activity (UOA)	0
Carry forward orthodontic activity (UOA)	0
Baseline contract value	£277,254.84

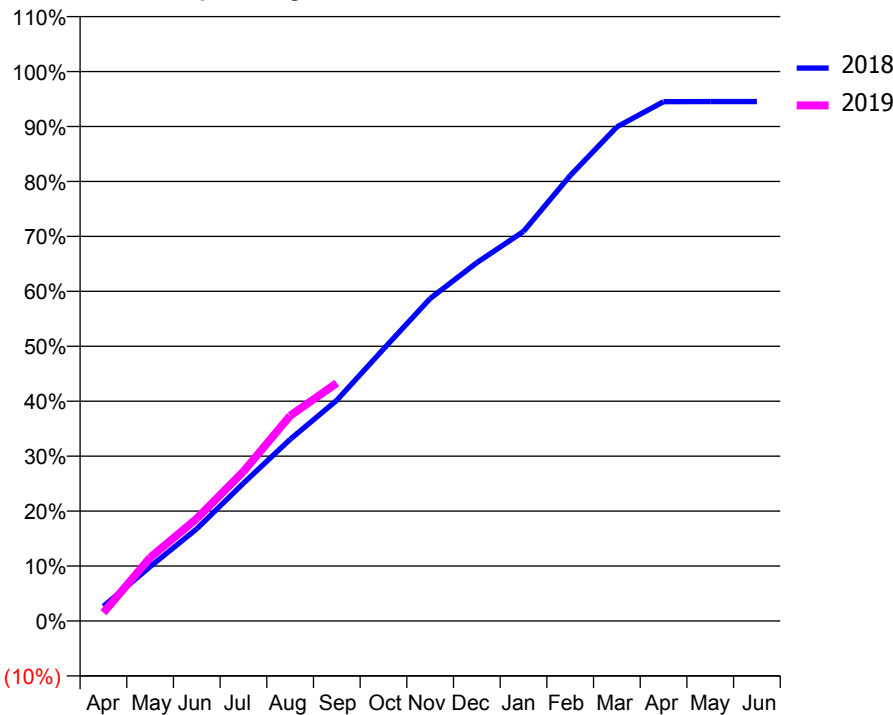
ACCESS*

Patients seen in 24 months	Total	Change since previous quarter
Quarter ending September 2017	4,353	
Quarter ending December 2017	4,394	→
Quarter ending March 2018	4,427	→
Quarter ending June 2018	4,417	→
Quarter ending September 2018	4,418	→
Variance since September 2017	1.5%	→



ACTIVITY

Cumulative percentage of contracted UDA delivered 2018 & 2019



Month	Adjusted Scheduled Activity (UDA)	
	2018	2019
April	360	206
May	1,331	1,554
June	2,261	2,511
July	3,376	3,663
August	4,451	5,031
September	5,410	5,830
October	6,663	
November	7,903	
December	8,782	
January	9,547	
February	10,914	
March	12,108	
April	12,724	
May	12,726	
June	12,726	

QUALITY

	Quantity	Base Number	Contract	AT	Region	England
% of FP17s for the same patient ID Re-attending within 3 months - Children	31	510	6.1%	9.8%	11.4%	11.6%
% of FP17s for the same patient ID Re-attending within 3 months - Adults	440	2,870	15.3%	14.7%	15.0%	15.5%
% of FP17s for the same patient ID Re-attending between 3 & 9 months - Children	316	510	62.0%	52.8%	59.9%	58.8%
% of FP17s for the same patient ID Re-attending between 3 & 9 months - Adults	1,702	2,870	59.3%	48.0%	52.0%	51.1%
% of FP17s for Band 1 Urgent Courses	97	3,079	3.2%	8.0%	8.0%	9.0%
% of FP17s Relating to Free Repair or Replacements	45	3,079	1.5%	0.7%	0.8%	0.8%
% of FP17s Relating to Continuations	100	3,079	3.2%	0.8%	0.9%	0.9%
% of Patients satisfied with the dentistry they have received	6	6	N/A	92.8%	93.5%	93.3%
% of Patients satisfied with the time they had to wait for an appointment	6	6	N/A	89.7%	89.1%	88.9%

* This is based on patients treated on this contract for their most recent course of treatment. Figures in italics indicate the base number of FP17s or Patient Questionnaire responses are less than 100. N/A is shown where the base number of responses is less than 10 during the period. % is calculated as Quantity/Base number*100

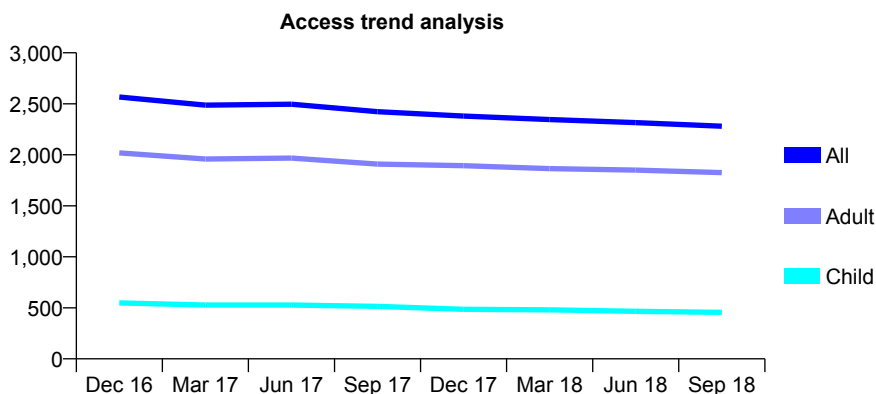
Q54 - Vital Signs At a Glance Contract Report for 240672/0002 - September 2018

Name or company name	MISS CR RUMLEY
Contract type name	GDS Contract
Purpose of contract	General
Contract start date	01/08/2014
Contract end date	

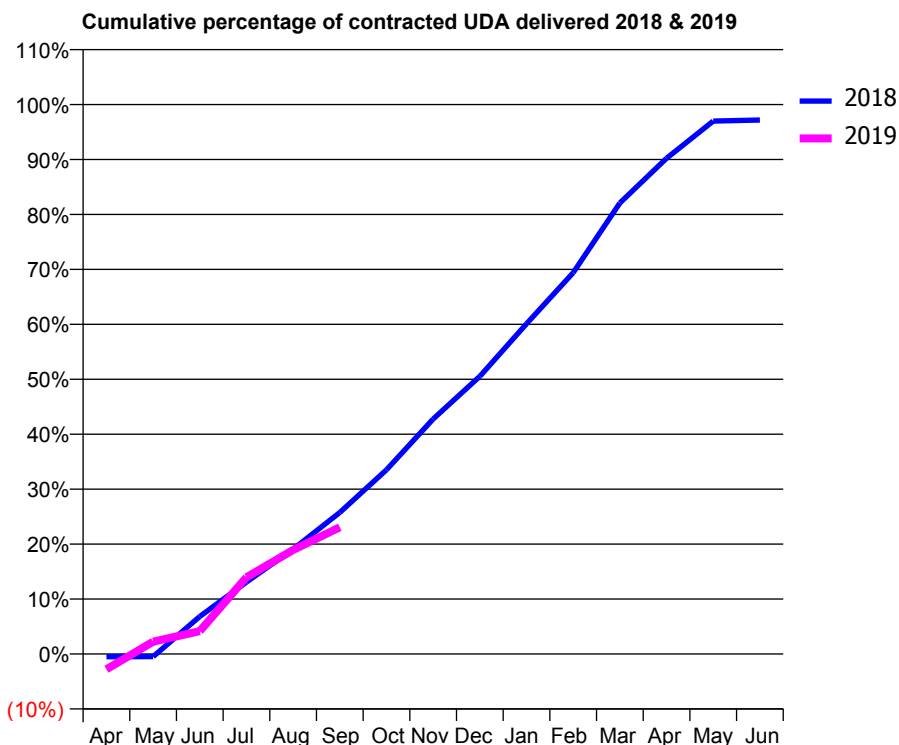
18/19 Contracted general activity (UDA)	7,324
Carry forward general activity (UDA)	206
18/19 Contracted orthodontic activity (UOA)	0
Carry forward orthodontic activity (UOA)	0
Baseline contract value	£195,284.97

ACCESS*

Patients seen in 24 months	Total	Change since previous quarter
Quarter ending September 2017	2,423	
Quarter ending December 2017	2,380	↓
Quarter ending March 2018	2,346	↓
Quarter ending June 2018	2,316	↓
Quarter ending September 2018	2,280	↓
Variance since September 2017	(5.9%)	↓



ACTIVITY



Month	Adjusted Scheduled Activity (UDA)	
	2018	2019
April	-39	-206
May	-36	164
June	501	305
July	958	1,023
August	1,398	1,386
September	1,887	1,690
October	2,456	
November	3,133	
December	3,701	
January	4,402	
February	5,083	
March	6,011	
April	6,608	
May	7,104	
June	7,118	

QUALITY

	Quantity	Base Number	Contract	AT	Region	England
% of FP17s for the same patient ID Re-attending within 3 months - Children	13	253	5.1%	9.8%	11.4%	11.6%
% of FP17s for the same patient ID Re-attending within 3 months - Adults	97	1,014	9.6%	14.7%	15.0%	15.5%
% of FP17s for the same patient ID Re-attending between 3 & 9 months - Children	149	253	58.9%	52.8%	59.9%	58.8%
% of FP17s for the same patient ID Re-attending between 3 & 9 months - Adults	560	1,014	55.2%	48.0%	52.0%	51.1%
% of FP17s for Band 1 Urgent Courses	60	936	6.4%	8.0%	8.0%	9.0%
% of FP17s Relating to Free Repair or Replacements	5	936	0.5%	0.7%	0.8%	0.8%
% of FP17s Relating to Continuations	6	936	0.6%	0.8%	0.9%	0.9%
% of Patients satisfied with the dentistry they have received	0	0	N/A	92.8%	93.5%	93.3%
% of Patients satisfied with the time they had to wait for an appointment	0	0	N/A	89.7%	89.1%	88.9%

* This is based on patients treated on this contract for their most recent course of treatment. Figures in italics indicate the base number of FP17s or Patient Questionnaire responses are less than 100. N/A is shown where the base number of responses is less than 10 during the period. % is calculated as Quantity/Base number*100

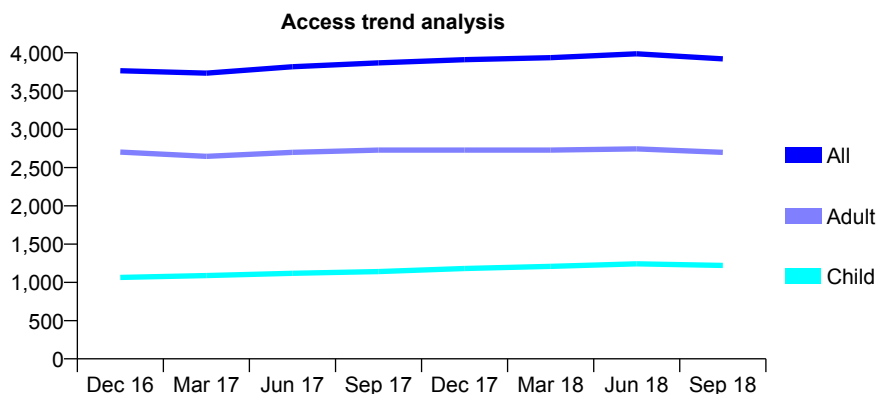
Q54 - Vital Signs At a Glance Contract Report for 241083/0001 - September 2018

Name or company name	MR V SUDRA
Contract type name	GDS Contract
Purpose of contract	General and Orthodontic
Contract start date	01/04/2006
Contract end date	

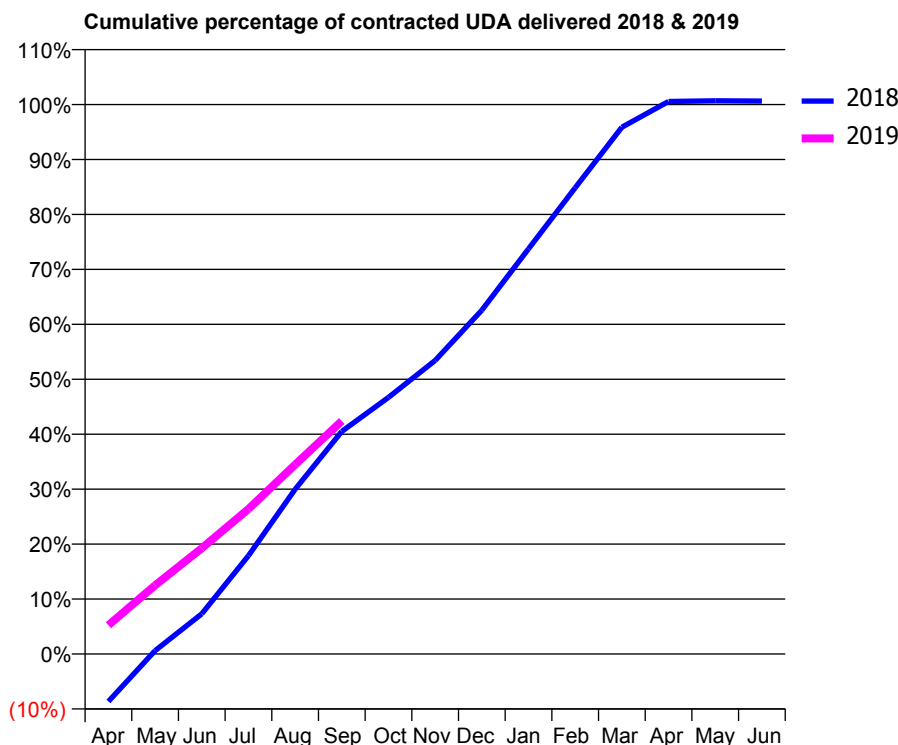
18/19 Contracted general activity (UDA)	11,592
Carry forward general activity (UDA)	-71
18/19 Contracted orthodontic activity (UOA)	190
Carry forward orthodontic activity (UOA)	-2
Baseline contract value	£378,461.94

ACCESS*

Patients seen in 24 months	Total	Change since previous quarter
Quarter ending September 2017	3,868	
Quarter ending December 2017	3,910	→
Quarter ending March 2018	3,937	→
Quarter ending June 2018	3,987	→
Quarter ending September 2018	3,920	↓
Variance since September 2017	1.3%	→



ACTIVITY



Month	Adjusted Scheduled Activity (UDA)	
	2018	2019
April	-1,002	608
May	71	1,449
June	849	2,232
July	2,074	3,060
August	3,476	3,996
September	4,696	4,916
October	5,414	
November	6,194	
December	7,252	
January	8,547	
February	9,834	
March	11,113	
April	11,655	
May	11,671	
June	11,663	

QUALITY

	Quantity	Base Number	Contract	AT	Region	England
% of FP17s for the same patient ID Re-attending within 3 months - Children	42	702	6.0%	9.8%	11.4%	11.6%
% of FP17s for the same patient ID Re-attending within 3 months - Adults	163	1,399	11.7%	14.7%	15.0%	15.5%
% of FP17s for the same patient ID Re-attending between 3 & 9 months - Children	263	702	37.5%	52.8%	59.9%	58.8%
% of FP17s for the same patient ID Re-attending between 3 & 9 months - Adults	499	1,399	35.7%	48.0%	52.0%	51.1%
% of FP17s for Band 1 Urgent Courses	81	1,535	5.3%	8.0%	8.0%	9.0%
% of FP17s Relating to Free Repair or Replacements	11	1,535	0.7%	0.7%	0.8%	0.8%
% of FP17s Relating to Continuations	5	1,535	0.3%	0.8%	0.9%	0.9%
% of Patients satisfied with the dentistry they have received	1	1	N/A	92.8%	93.5%	93.3%
% of Patients satisfied with the time they had to wait for an appointment	1	1	N/A	89.7%	89.1%	88.9%

* This is based on patients treated on this contract for their most recent course of treatment. Figures in italics indicate the base number of FP17s or Patient Questionnaire responses are less than 100. N/A is shown where the base number of responses is less than 10 during the period. % is calculated as Quantity/Base number*100

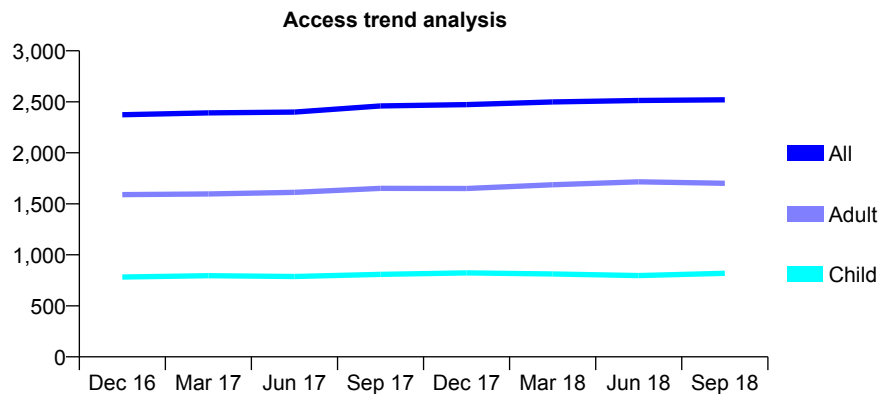
Q54 - Vital Signs At a Glance Contract Report for 244228/0001 - September 2018

Name or company name	MR JS BARDHA
Contract type name	GDS Contract
Purpose of contract	General and Orthodontic
Contract start date	01/04/2006
Contract end date	

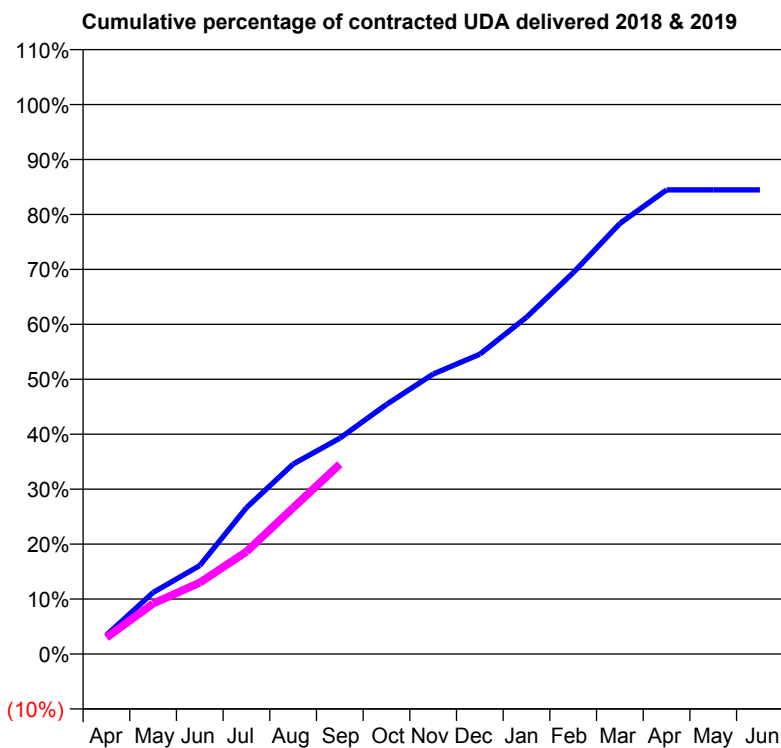
18/19 Contracted general activity (UDA)	9,698
Carry forward general activity (UDA)	0
18/19 Contracted orthodontic activity (UOA)	204
Carry forward orthodontic activity (UOA)	-4
Baseline contract value	£278,171.41

ACCESS*

Patients seen in 24 months	Total	Change since previous quarter
Quarter ending September 2017	2,460	
Quarter ending December 2017	2,473	→
Quarter ending March 2018	2,499	→
Quarter ending June 2018	2,513	→
Quarter ending September 2018	2,520	→
Variance since September 2017	2.4%	↑



ACTIVITY



Month	Adjusted Scheduled Activity (UDA)	
	2018	2019
April	332	292
May	1,087	890
June	1,563	1,261
July	2,583	1,805
August	3,352	2,579
September	3,808	3,351
October	4,405	
November	4,940	
December	5,292	
January	5,943	
February	6,728	
March	7,599	
April	8,191	
May	8,191	
June	8,191	

QUALITY

	Quantity	Base Number	Contract	AT	Region	England
% of FP17s for the same patient ID Re-attending within 3 months - Children	34	477	7.1%	9.8%	11.4%	11.6%
% of FP17s for the same patient ID Re-attending within 3 months - Adults	96	853	11.3%	14.7%	15.0%	15.5%
% of FP17s for the same patient ID Re-attending between 3 & 9 months - Children	179	477	37.5%	52.8%	59.9%	58.8%
% of FP17s for the same patient ID Re-attending between 3 & 9 months - Adults	323	853	37.9%	48.0%	52.0%	51.1%
% of FP17s for Band 1 Urgent Courses	53	1,158	4.6%	8.0%	8.0%	9.0%
% of FP17s Relating to Free Repair or Replacements	0	1,158	0.0%	0.7%	0.8%	0.8%
% of FP17s Relating to Continuations	19	1,158	1.6%	0.8%	0.9%	0.9%
% of Patients satisfied with the dentistry they have received	0	0	N/A	92.8%	93.5%	93.3%
% of Patients satisfied with the time they had to wait for an appointment	0	0	N/A	89.7%	89.1%	88.9%

* This is based on patients treated on this contract for their most recent course of treatment. Figures in italics indicate the base number of FP17s or Patient Questionnaire responses are less than 100. N/A is shown where the base number of responses is less than 10 during the period. % is calculated as Quantity/Base number*100

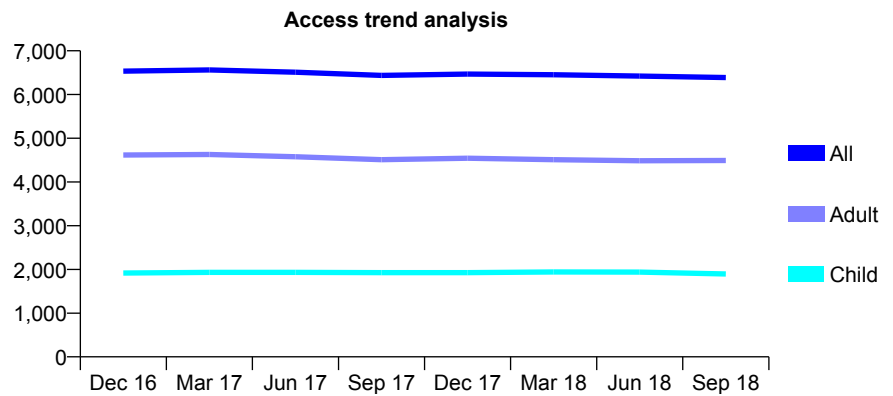
Q54 - Vital Signs At a Glance Contract Report for 245860/0001 - September 2018

Name or company name	MR M BINAMIN
Contract type name	GDS Contract
Purpose of contract	General
Contract start date	01/04/2006
Contract end date	

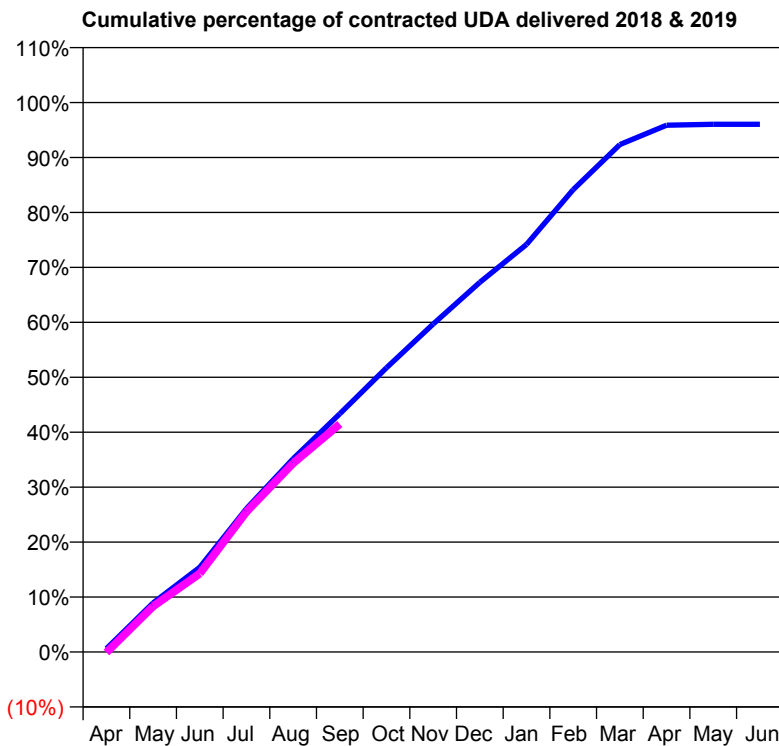
18/19 Contracted general activity (UDA)	12,244
Carry forward general activity (UDA)	486
18/19 Contracted orthodontic activity (UOA)	0
Carry forward orthodontic activity (UOA)	0
Baseline contract value	£293,115.73

ACCESS*

Patients seen in 24 months	Total	Change since previous quarter
Quarter ending September 2017	6,437	
Quarter ending December 2017	6,469	→
Quarter ending March 2018	6,453	→
Quarter ending June 2018	6,423	→
Quarter ending September 2018	6,387	→
Variance since September 2017	(0.8%)	→



ACTIVITY



Month	Adjusted Scheduled Activity (UDA)	
	2018	2019
April	74	-12
May	1,095	1,016
June	1,889	1,750
July	3,196	3,124
August	4,306	4,206
September	5,308	5,080
October	6,333	
November	7,309	
December	8,239	
January	9,082	
February	10,302	
March	11,307	
April	11,738	
May	11,758	
June	11,758	

QUALITY

	Quantity	Base Number	Contract	AT	Region	England
% of FP17s for the same patient ID Re-attending within 3 months - Children	80	1,392	5.7%	9.8%	11.4%	11.6%
% of FP17s for the same patient ID Re-attending within 3 months - Adults	482	3,140	15.4%	14.7%	15.0%	15.5%
% of FP17s for the same patient ID Re-attending between 3 & 9 months - Children	854	1,392	61.4%	52.8%	59.9%	58.8%
% of FP17s for the same patient ID Re-attending between 3 & 9 months - Adults	1,710	3,140	54.5%	48.0%	52.0%	51.1%
% of FP17s for Band 1 Urgent Courses	260	3,632	7.2%	8.0%	8.0%	9.0%
% of FP17s Relating to Free Repair or Replacements	12	3,632	0.3%	0.7%	0.8%	0.8%
% of FP17s Relating to Continuations	2	3,632	0.1%	0.8%	0.9%	0.9%
% of Patients satisfied with the dentistry they have received	5	5	N/A	92.8%	93.5%	93.3%
% of Patients satisfied with the time they had to wait for an appointment	4	5	N/A	89.7%	89.1%	88.9%

* This is based on patients treated on this contract for their most recent course of treatment. Figures in italics indicate the base number of FP17s or Patient Questionnaire responses are less than 100. N/A is shown where the base number of responses is less than 10 during the period. % is calculated as Quantity/Base number*100

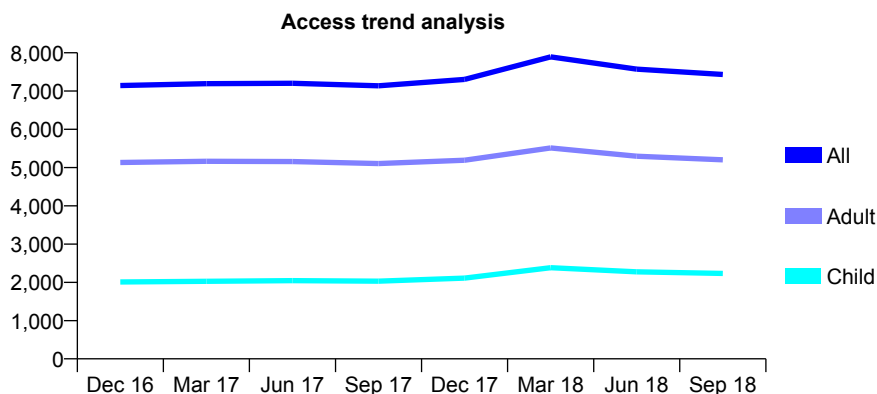
Q54 - Vital Signs At a Glance Contract Report for 250333/0001 - September 2018

Name or company name	MR JS JANDU
Contract type name	GDS Contract
Purpose of contract	General and Orthodontic
Contract start date	01/04/2008
Contract end date	

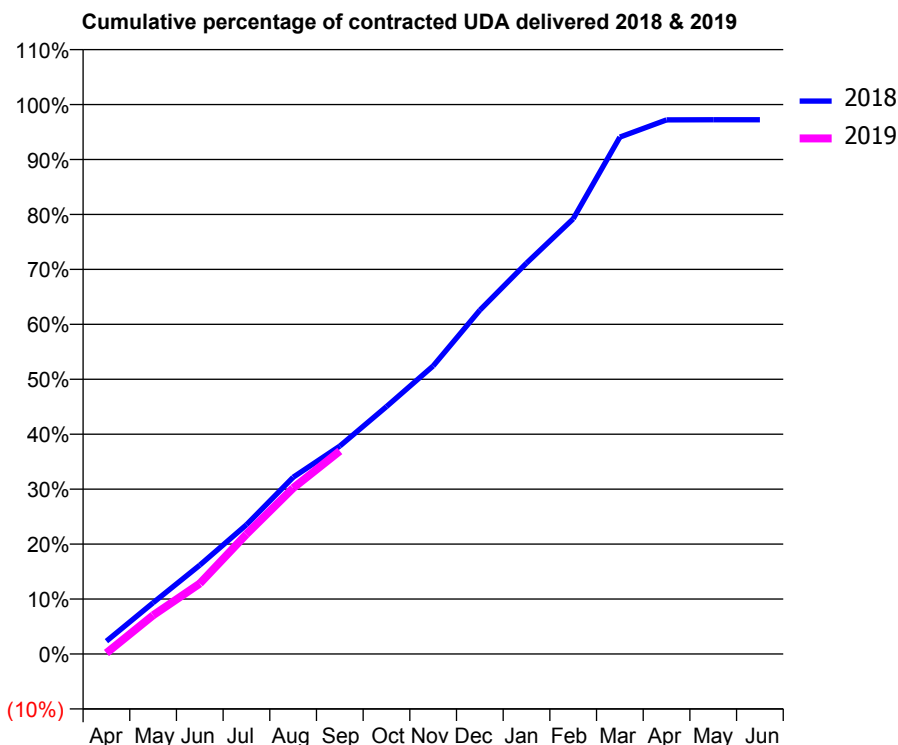
18/19 Contracted general activity (UDA)	22,064
Carry forward general activity (UDA)	612
18/19 Contracted orthodontic activity (UOA)	999
Carry forward orthodontic activity (UOA)	0
Baseline contract value	£644,162.26

ACCESS*

Patients seen in 24 months	Total	Change since previous quarter
Quarter ending September 2017	7,136	
Quarter ending December 2017	7,305	↑
Quarter ending March 2018	7,895	↑
Quarter ending June 2018	7,572	↓
Quarter ending September 2018	7,435	↓
Variance since September 2017	4.2%	↑



ACTIVITY



Month	Adjusted Scheduled Activity (UDA)	
	2018	2019
April	519	38
May	2,061	1,556
June	3,566	2,828
July	5,193	4,812
August	7,095	6,661
September	8,350	8,150
October	9,935	
November	11,565	
December	13,804	
January	15,695	
February	17,472	
March	20,754	
April	21,447	
May	21,452	
June	21,452	

QUALITY

	Quantity	Base Number	Contract	AT	Region	England
% of FP17s for the same patient ID Re-attending within 3 months - Children	127	1,606	7.9%	9.8%	11.4%	11.6%
% of FP17s for the same patient ID Re-attending within 3 months - Adults	421	3,258	12.9%	14.7%	15.0%	15.5%
% of FP17s for the same patient ID Re-attending between 3 & 9 months - Children	803	1,606	50.0%	52.8%	59.9%	58.8%
% of FP17s for the same patient ID Re-attending between 3 & 9 months - Adults	1,521	3,258	46.7%	48.0%	52.0%	51.1%
% of FP17s for Band 1 Urgent Courses	345	4,523	7.6%	8.0%	8.0%	9.0%
% of FP17s Relating to Free Repair or Replacements	28	4,523	0.6%	0.7%	0.8%	0.8%
% of FP17s Relating to Continuations	2	4,523	0.0%	0.8%	0.9%	0.9%
% of Patients satisfied with the dentistry they have received	1	1	N/A	92.8%	93.5%	93.3%
% of Patients satisfied with the time they had to wait for an appointment	1	1	N/A	89.7%	89.1%	88.9%

* This is based on patients treated on this contract for their most recent course of treatment. Figures in italics indicate the base number of FP17s or Patient Questionnaire responses are less than 100. N/A is shown where the base number of responses is less than 10 during the period. % is calculated as Quantity/Base number*100

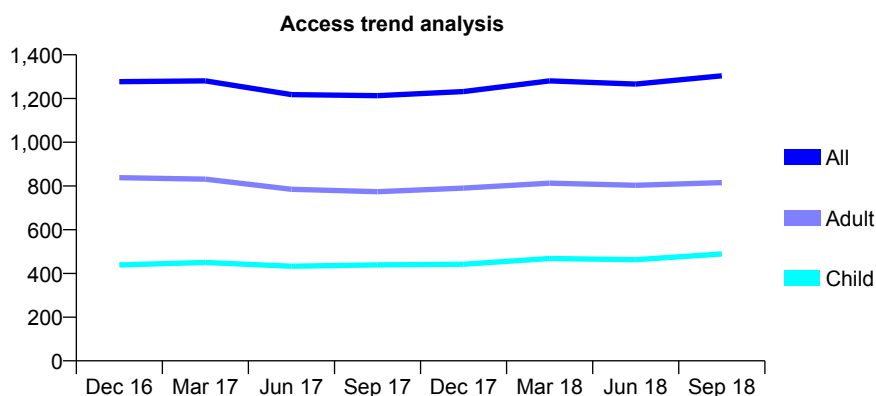
Q54 - Vital Signs At a Glance Contract Report for 250333/0002 - September 2018

Name or company name	MR JS JANDU
Contract type name	GDS Contract
Purpose of contract	General
Contract start date	01/10/2012
Contract end date	

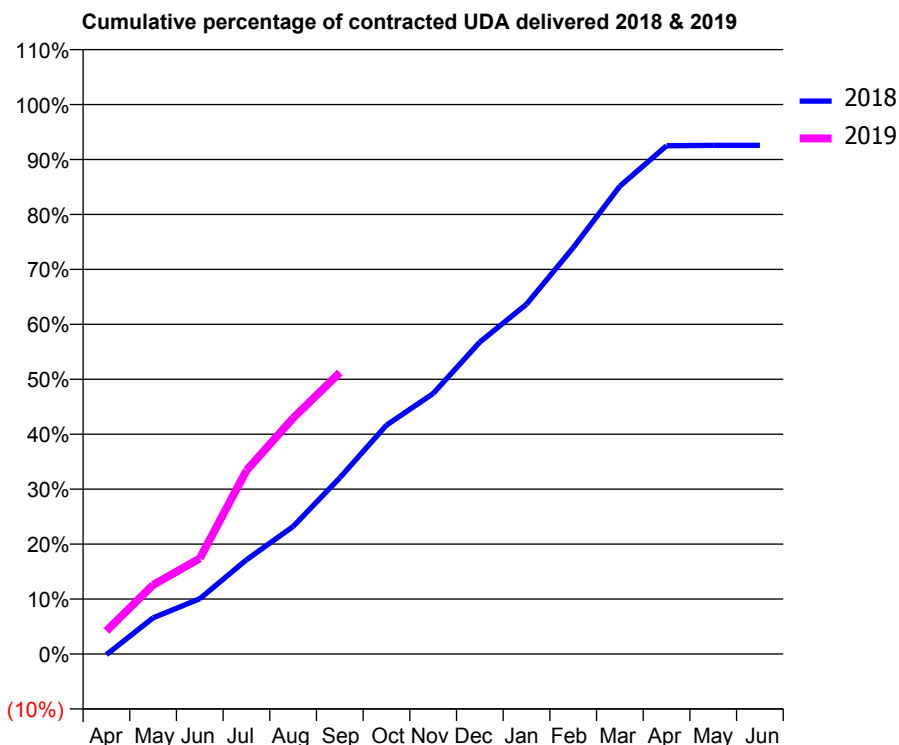
18/19 Contracted general activity (UDA)	4,213
Carry forward general activity (UDA)	0
18/19 Contracted orthodontic activity (UOA)	0
Carry forward orthodontic activity (UOA)	0
Baseline contract value	£113,689.86

ACCESS*

Patients seen in 24 months	Total	Change since previous quarter
Quarter ending September 2017	1,213	
Quarter ending December 2017	1,232	→
Quarter ending March 2018	1,281	↑
Quarter ending June 2018	1,266	↓
Quarter ending September 2018	1,304	↑
Variance since September 2017	7.5%	↑



ACTIVITY



Month	Adjusted Scheduled Activity (UDA)	
	2018	2019
April	-6	178
May	278	531
June	424	732
July	722	1,407
August	978	1,809
September	1,351	2,158
October	1,754	
November	1,997	
December	2,392	
January	2,682	
February	3,115	
March	3,587	
April	3,897	
May	3,900	
June	3,900	

QUALITY

	Quantity	Base Number	Contract	AT	Region	England
% of FP17s for the same patient ID Re-attending within 3 months - Children	18	350	5.1%	9.8%	11.4%	11.6%
% of FP17s for the same patient ID Re-attending within 3 months - Adults	80	589	13.6%	14.7%	15.0%	15.5%
% of FP17s for the same patient ID Re-attending between 3 & 9 months - Children	190	350	54.3%	52.8%	59.9%	58.8%
% of FP17s for the same patient ID Re-attending between 3 & 9 months - Adults	312	589	53.0%	48.0%	52.0%	51.1%
% of FP17s for Band 1 Urgent Courses	74	858	8.6%	8.0%	8.0%	9.0%
% of FP17s Relating to Free Repair or Replacements	3	858	0.3%	0.7%	0.8%	0.8%
% of FP17s Relating to Continuations	7	858	0.8%	0.8%	0.9%	0.9%
% of Patients satisfied with the dentistry they have received	0	0	N/A	92.8%	93.5%	93.3%
% of Patients satisfied with the time they had to wait for an appointment	0	0	N/A	89.7%	89.1%	88.9%

* This is based on patients treated on this contract for their most recent course of treatment. Figures in italics indicate the base number of FP17s or Patient Questionnaire responses are less than 100. N/A is shown where the base number of responses is less than 10 during the period. % is calculated as Quantity/Base number*100

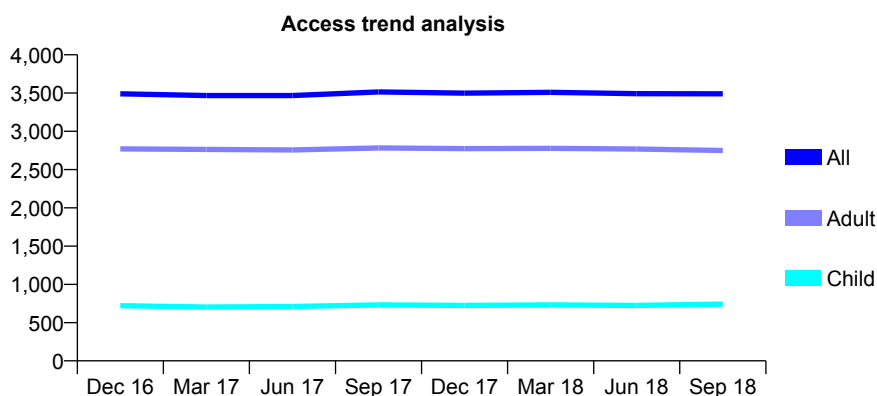
Q54 - Vital Signs At a Glance Contract Report for 251623/0001 - September 2018

Name or company name	MR F HEYDARI-BATENI
Contract type name	GDS Contract
Purpose of contract	General
Contract start date	01/04/2006
Contract end date	

18/19 Contracted general activity (UDA)	11,261
Carry forward general activity (UDA)	0
18/19 Contracted orthodontic activity (UOA)	0
Carry forward orthodontic activity (UOA)	0
Baseline contract value	£239,864.21

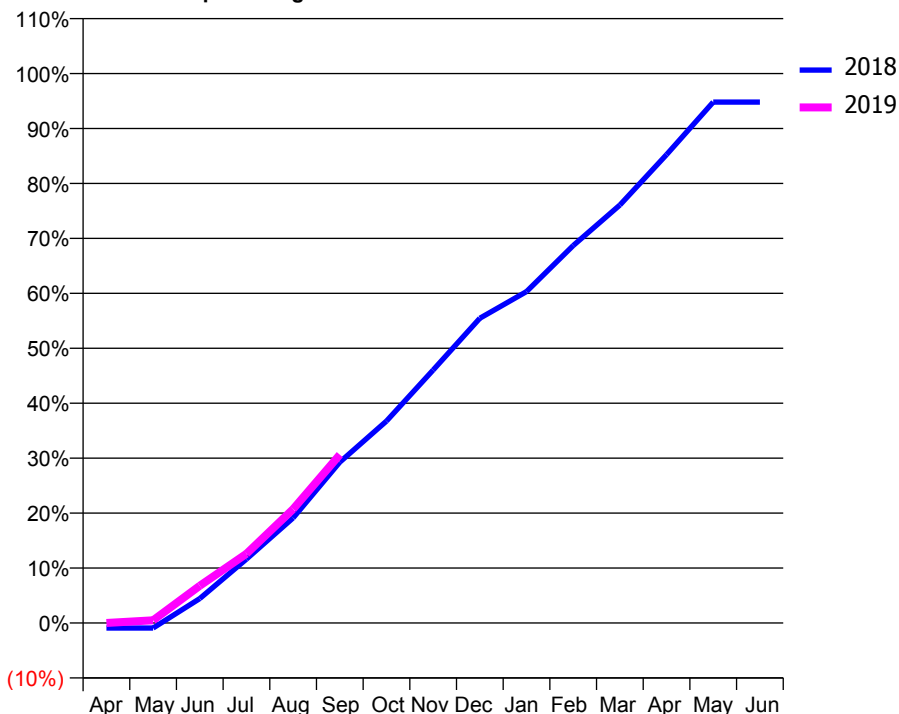
ACCESS*

Patients seen in 24 months	Total	Change since previous quarter
Quarter ending September 2017	3,515	
Quarter ending December 2017	3,499	→
Quarter ending March 2018	3,509	→
Quarter ending June 2018	3,492	→
Quarter ending September 2018	3,491	→
Variance since September 2017	(0.7%)	→



ACTIVITY

Cumulative percentage of contracted UDA delivered 2018 & 2019



Month	Adjusted Scheduled Activity (UDA)	
	2018	2019
April	-106	0
May	-106	56
June	503	763
July	1,309	1,419
August	2,154	2,334
September	3,297	3,450
October	4,140	
November	5,185	
December	6,246	
January	6,792	
February	7,735	
March	8,566	
April	9,599	
May	10,675	
June	10,675	

QUALITY

	Quantity	Base Number	Contract	AT	Region	England
% of FP17s for the same patient ID Re-attending within 3 months - Children	18	577	3.1%	9.8%	11.4%	11.6%
% of FP17s for the same patient ID Re-attending within 3 months - Adults	250	2,090	12.0%	14.7%	15.0%	15.5%
% of FP17s for the same patient ID Re-attending between 3 & 9 months - Children	351	577	60.8%	52.8%	59.9%	58.8%
% of FP17s for the same patient ID Re-attending between 3 & 9 months - Adults	1,259	2,090	60.2%	48.0%	52.0%	51.1%
% of FP17s for Band 1 Urgent Courses	127	1,673	7.6%	8.0%	8.0%	9.0%
% of FP17s Relating to Free Repair or Replacements	12	1,673	0.7%	0.7%	0.8%	0.8%
% of FP17s Relating to Continuations	11	1,673	0.7%	0.8%	0.9%	0.9%
% of Patients satisfied with the dentistry they have received	1	1	N/A	92.8%	93.5%	93.3%
% of Patients satisfied with the time they had to wait for an appointment	1	1	N/A	89.7%	89.1%	88.9%

* This is based on patients treated on this contract for their most recent course of treatment. Figures in italics indicate the base number of FP17s or Patient Questionnaire responses are less than 100. N/A is shown where the base number of responses is less than 10 during the period. % is calculated as Quantity/Base number*100

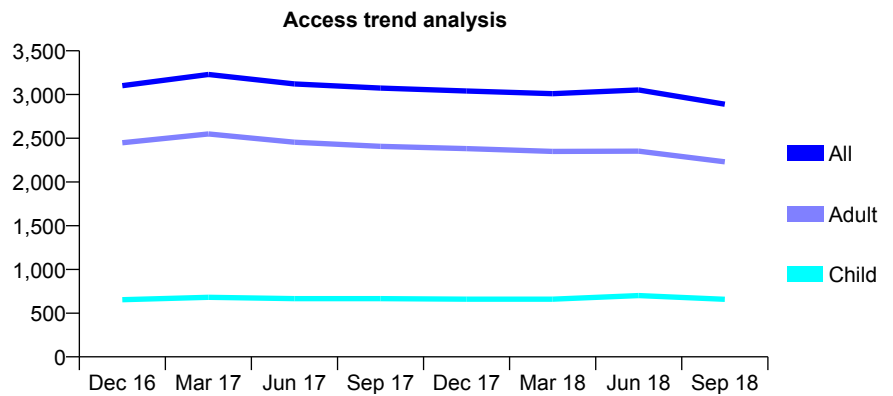
Q54 - Vital Signs At a Glance Contract Report for 251941/0001 - September 2018

Name or company name	MR JS CHUHAN
Contract type name	GDS Contract
Purpose of contract	General
Contract start date	01/04/2006
Contract end date	

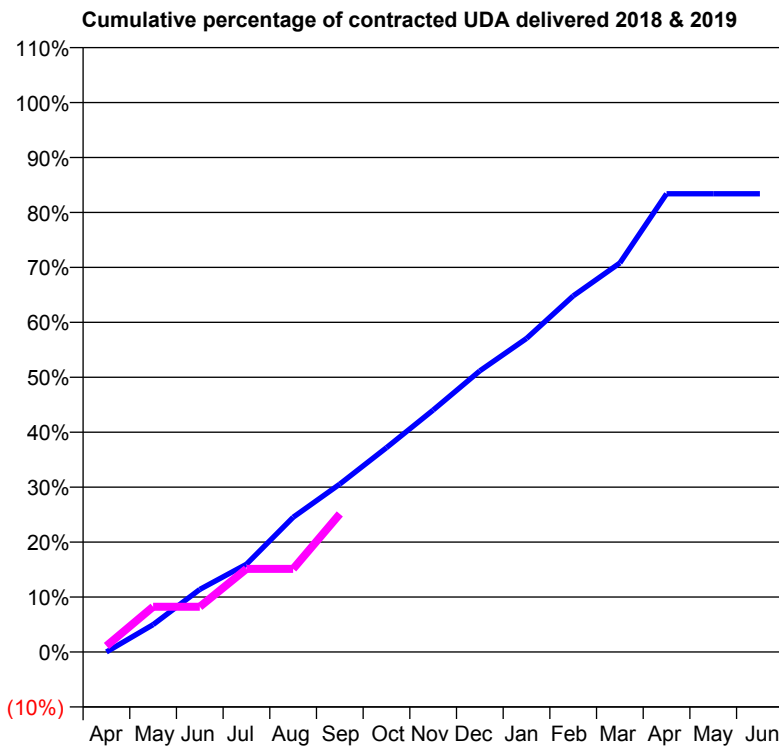
18/19 Contracted general activity (UDA)	12,721
Carry forward general activity (UDA)	0
18/19 Contracted orthodontic activity (UOA)	0
Carry forward orthodontic activity (UOA)	0
Baseline contract value	£345,612.70

ACCESS*

Patients seen in 24 months	Total	Change since previous quarter
Quarter ending September 2017	3,073	
Quarter ending December 2017	3,040	↓
Quarter ending March 2018	3,009	↓
Quarter ending June 2018	3,053	→
Quarter ending September 2018	2,889	↓
Variance since September 2017	(6.0%)	↓



ACTIVITY



Adjusted Scheduled Activity (UDA)		
Month	2018	2019
April	0	142
May	635	1,047
June	1,450	1,047
July	2,032	1,923
August	3,119	1,923
September	3,888	3,196
October	4,731	
November	5,601	
December	6,508	
January	7,261	
February	8,243	
March	9,005	
April	10,608	
May	10,608	
June	10,608	

QUALITY

	Quantity	Base Number	Contract	AT	Region	England
% of FP17s for the same patient ID Re-attending within 3 months - Children	44	344	12.8%	9.8%	11.4%	11.6%
% of FP17s for the same patient ID Re-attending within 3 months - Adults	301	1,197	25.1%	14.7%	15.0%	15.5%
% of FP17s for the same patient ID Re-attending between 3 & 9 months - Children	77	344	22.4%	52.8%	59.9%	58.8%
% of FP17s for the same patient ID Re-attending between 3 & 9 months - Adults	368	1,197	30.7%	48.0%	52.0%	51.1%
% of FP17s for Band 1 Urgent Courses	200	1,202	16.6%	8.0%	8.0%	9.0%
% of FP17s Relating to Free Repair or Replacements	10	1,202	0.8%	0.7%	0.8%	0.8%
% of FP17s Relating to Continuations	1	1,202	0.1%	0.8%	0.9%	0.9%
% of Patients satisfied with the dentistry they have received	5	6	N/A	92.8%	93.5%	93.3%
% of Patients satisfied with the time they had to wait for an appointment	5	6	N/A	89.7%	89.1%	88.9%

* This is based on patients treated on this contract for their most recent course of treatment. Figures in italics indicate the base number of FP17s or Patient Questionnaire responses are less than 100. N/A is shown where the base number of responses is less than 10 during the period. % is calculated as Quantity/Base number*100

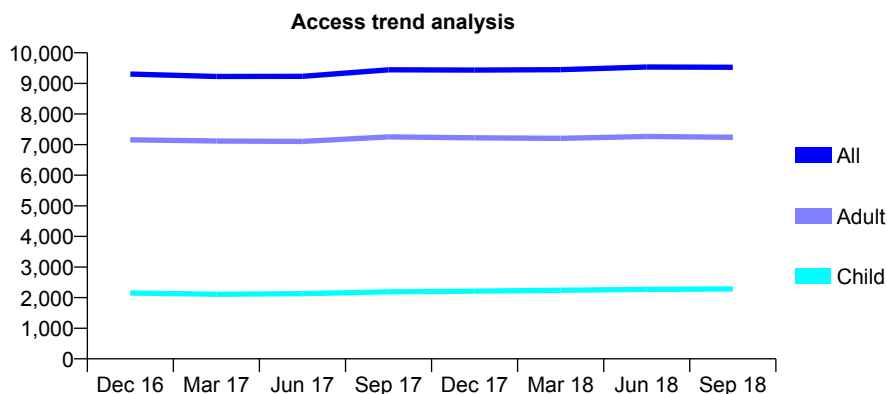
Q54 - Vital Signs At a Glance Contract Report for 253693/0001 - September 2018

Name or company name	MR OS DHILLON
Contract type name	GDS Contract
Purpose of contract	General
Contract start date	01/04/2006
Contract end date	

18/19 Contracted general activity (UDA)	32,861
Carry forward general activity (UDA)	0
18/19 Contracted orthodontic activity (UOA)	0
Carry forward orthodontic activity (UOA)	0
Baseline contract value	£848,298.43

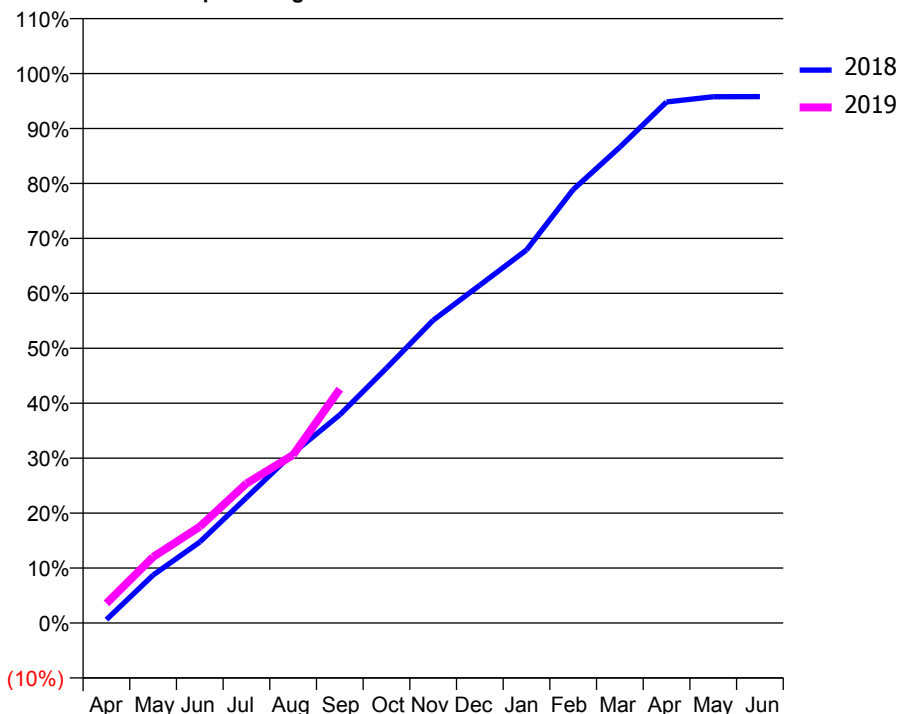
ACCESS*

Patients seen in 24 months	Total	Change since previous quarter
Quarter ending September 2017	9,444	
Quarter ending December 2017	9,435	→
Quarter ending March 2018	9,449	→
Quarter ending June 2018	9,535	→
Quarter ending September 2018	9,527	→
Variance since September 2017	0.9%	→



ACTIVITY

Cumulative percentage of contracted UDA delivered 2018 & 2019



Adjusted Scheduled Activity (UDA)		
Month	2018	2019
April	204	1,178
May	2,867	3,948
June	4,841	5,764
July	7,501	8,345
August	10,163	10,048
September	12,450	13,993
October	15,247	
November	18,106	
December	20,202	
January	22,306	
February	25,917	
March	28,460	
April	31,162	
May	31,474	
June	31,476	

QUALITY

	Quantity	Base Number	Contract	AT	Region	England
% of FP17s for the same patient ID Re-attending within 3 months - Children	107	1,615	6.6%	9.8%	11.4%	11.6%
% of FP17s for the same patient ID Re-attending within 3 months - Adults	879	5,384	16.3%	14.7%	15.0%	15.5%
% of FP17s for the same patient ID Re-attending between 3 & 9 months - Children	908	1,615	56.2%	52.8%	59.9%	58.8%
% of FP17s for the same patient ID Re-attending between 3 & 9 months - Adults	2,998	5,384	55.7%	48.0%	52.0%	51.1%
% of FP17s for Band 1 Urgent Courses	410	6,136	6.7%	8.0%	8.0%	9.0%
% of FP17s Relating to Free Repair or Replacements	131	6,136	2.1%	0.7%	0.8%	0.8%
% of FP17s Relating to Continuations	55	6,136	0.9%	0.8%	0.9%	0.9%
% of Patients satisfied with the dentistry they have received	3	3	N/A	92.8%	93.5%	93.3%
% of Patients satisfied with the time they had to wait for an appointment	3	3	N/A	89.7%	89.1%	88.9%

* This is based on patients treated on this contract for their most recent course of treatment. Figures in italics indicate the base number of FP17s or Patient Questionnaire responses are less than 100. N/A is shown where the base number of responses is less than 10 during the period. % is calculated as Quantity/Base number*100

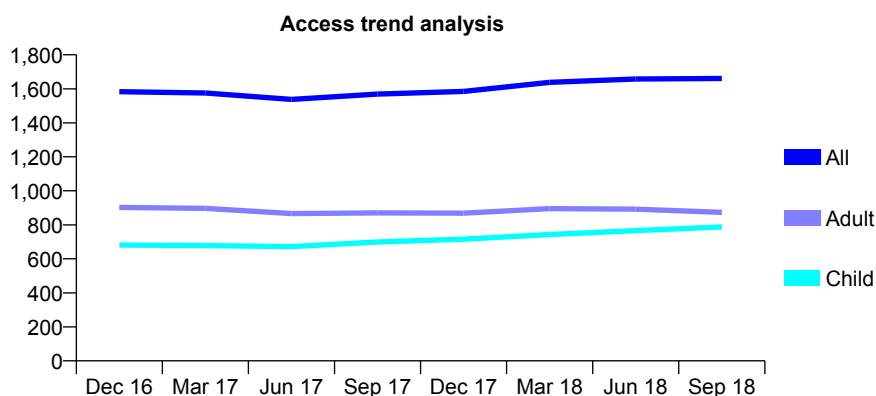
Q54 - Vital Signs At a Glance Contract Report for 257842/0001 - September 2018

Name or company name	MR N JAIN
Contract type name	GDS Contract
Purpose of contract	General
Contract start date	01/08/2014
Contract end date	

18/19 Contracted general activity (UDA)	4,806
Carry forward general activity (UDA)	-56
18/19 Contracted orthodontic activity (UOA)	0
Carry forward orthodontic activity (UOA)	0
Baseline contract value	£115,919.65

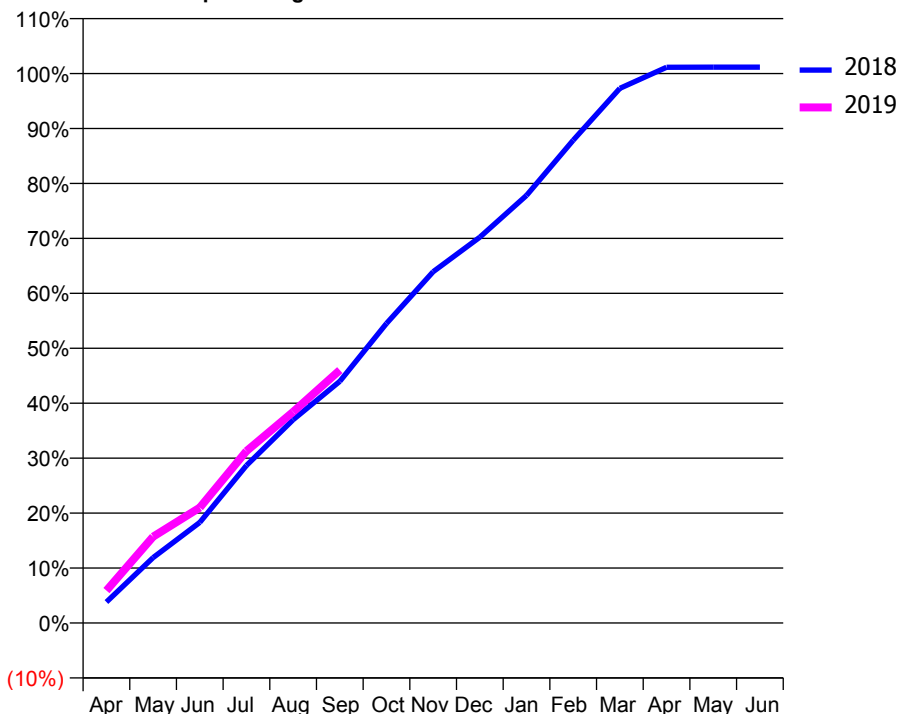
ACCESS*

Patients seen in 24 months	Total	Change since previous quarter
Quarter ending September 2017	1,569	
Quarter ending December 2017	1,585	→
Quarter ending March 2018	1,638	↑
Quarter ending June 2018	1,658	→
Quarter ending September 2018	1,661	→
Variance since September 2017	5.9%	↑



ACTIVITY

Cumulative percentage of contracted UDA delivered 2018 & 2019



Month	Adjusted Scheduled Activity (UDA)	
	2018	2019
April	184	284
May	572	756
June	880	1,010
July	1,378	1,504
August	1,778	1,847
September	2,114	2,211
October	2,621	
November	3,073	
December	3,375	
January	3,740	
February	4,223	
March	4,676	
April	4,861	
May	4,862	
June	4,862	

QUALITY

	Quantity	Base Number	Contract	AT	Region	England
% of FP17s for the same patient ID Re-attending within 3 months - Children	16	578	2.8%	9.8%	11.4%	11.6%
% of FP17s for the same patient ID Re-attending within 3 months - Adults	33	513	6.4%	14.7%	15.0%	15.5%
% of FP17s for the same patient ID Re-attending between 3 & 9 months - Children	340	578	58.8%	52.8%	59.9%	58.8%
% of FP17s for the same patient ID Re-attending between 3 & 9 months - Adults	301	513	58.7%	48.0%	52.0%	51.1%
% of FP17s for Band 1 Urgent Courses	17	1,017	1.7%	8.0%	8.0%	9.0%
% of FP17s Relating to Free Repair or Replacements	3	1,017	0.3%	0.7%	0.8%	0.8%
% of FP17s Relating to Continuations	0	1,017	0.0%	0.8%	0.9%	0.9%
% of Patients satisfied with the dentistry they have received	1	1	N/A	92.8%	93.5%	93.3%
% of Patients satisfied with the time they had to wait for an appointment	1	1	N/A	89.7%	89.1%	88.9%

* This is based on patients treated on this contract for their most recent course of treatment. Figures in italics indicate the base number of FP17s or Patient Questionnaire responses are less than 100. N/A is shown where the base number of responses is less than 10 during the period. % is calculated as Quantity/Base number*100

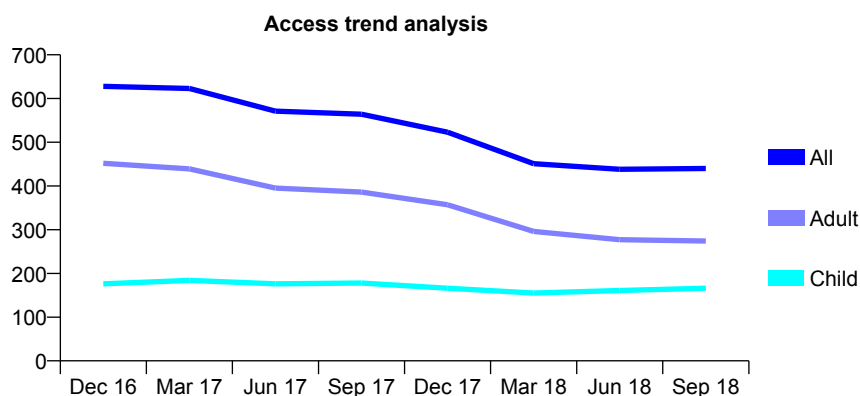
Q54 - Vital Signs At a Glance Contract Report for 258202/0001 - September 2018

Name or company name	MR H SINGH
Contract type name	GDS Contract
Purpose of contract	General
Contract start date	01/08/2009
Contract end date	

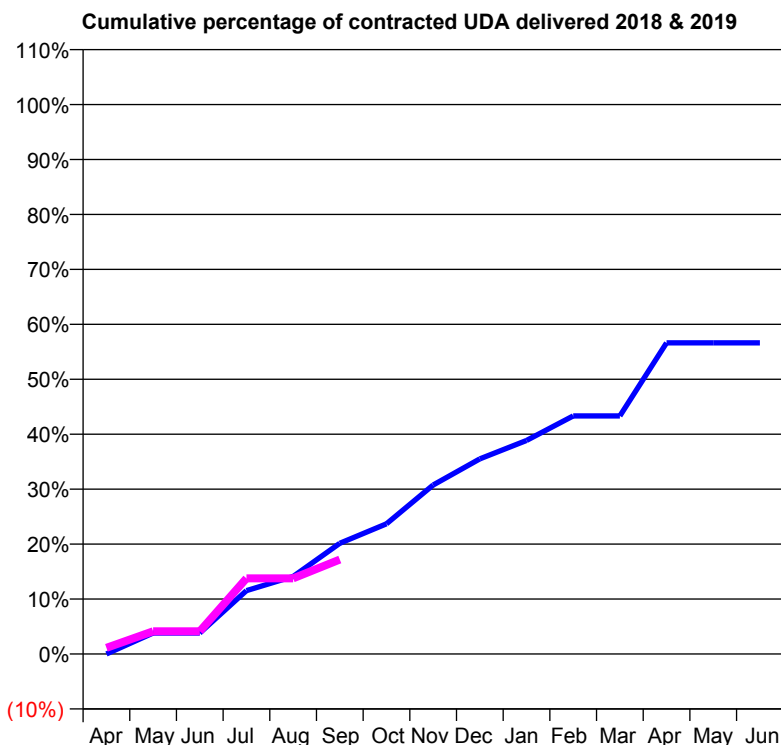
18/19 Contracted general activity (UDA)	2,609
Carry forward general activity (UDA)	0
18/19 Contracted orthodontic activity (UOA)	0
Carry forward orthodontic activity (UOA)	0
Baseline contract value	£60,434.54

ACCESS*

Patients seen in 24 months	Total	Change since previous quarter
Quarter ending September 2017	564	
Quarter ending December 2017	523	↓
Quarter ending March 2018	451	↓
Quarter ending June 2018	438	↓
Quarter ending September 2018	440	→
Variance since September 2017	(22.0%)	↓



ACTIVITY



Month	Adjusted Scheduled Activity (UDA)	
	2018	2019
April	0	30
May	100	108
June	100	108
July	301	360
August	368	360
September	526	448
October	618	
November	803	
December	927	
January	1,014	
February	1,130	
March	1,130	
April	1,478	
May	1,478	
June	1,478	

QUALITY

	Quantity	Base Number	Contract	AT	Region	England
% of FP17s for the same patient ID Re-attending within 3 months - Children	15	123	12.2%	9.8%	11.4%	11.6%
% of FP17s for the same patient ID Re-attending within 3 months - Adults	27	164	16.5%	14.7%	15.0%	15.5%
% of FP17s for the same patient ID Re-attending between 3 & 9 months - Children	55	123	44.7%	52.8%	59.9%	58.8%
% of FP17s for the same patient ID Re-attending between 3 & 9 months - Adults	81	164	49.4%	48.0%	52.0%	51.1%
% of FP17s for Band 1 Urgent Courses	22	187	11.8%	8.0%	8.0%	9.0%
% of FP17s Relating to Free Repair or Replacements	0	187	0.0%	0.7%	0.8%	0.8%
% of FP17s Relating to Continuations	0	187	0.0%	0.8%	0.9%	0.9%
% of Patients satisfied with the dentistry they have received	0	0	N/A	92.8%	93.5%	93.3%
% of Patients satisfied with the time they had to wait for an appointment	0	0	N/A	89.7%	89.1%	88.9%

* This is based on patients treated on this contract for their most recent course of treatment. Figures in italics indicate the base number of FP17s or Patient Questionnaire responses are less than 100. N/A is shown where the base number of responses is less than 10 during the period. % is calculated as Quantity/Base number*100

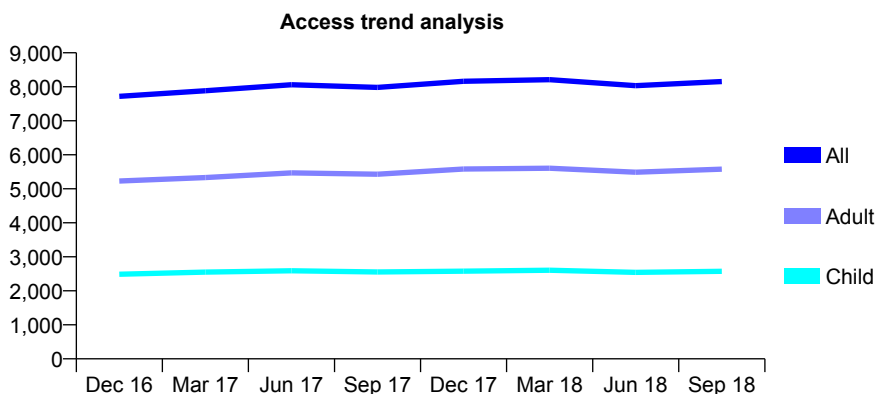
Q54 - Vital Signs At a Glance Contract Report for 258237/0001 - September 2018

Name or company name	MR SH KHAN
Contract type name	GDS Contract
Purpose of contract	General
Contract start date	01/04/2006
Contract end date	

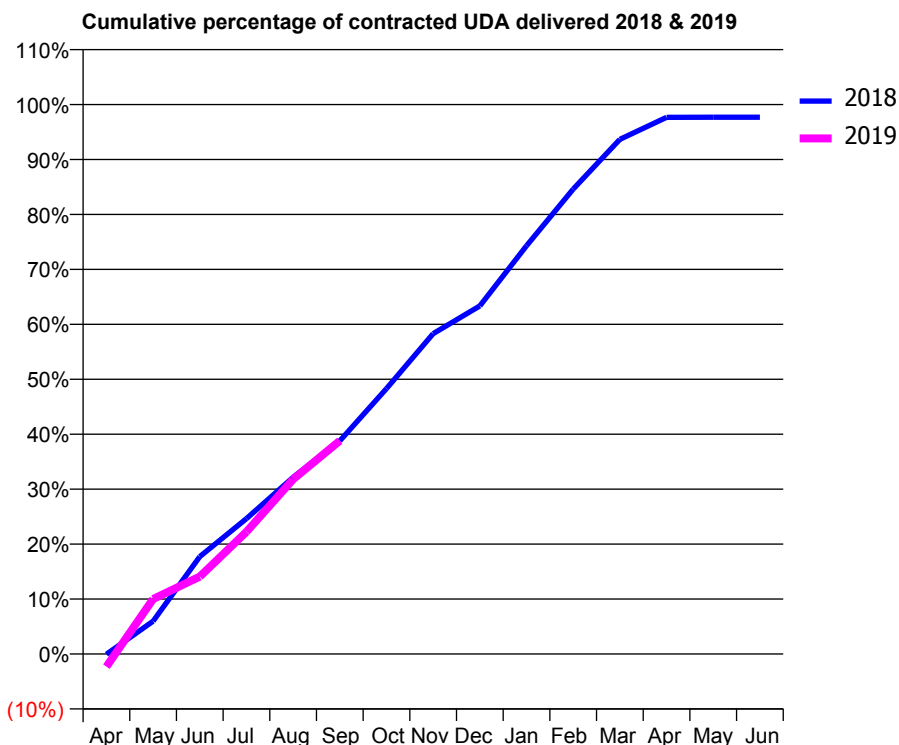
18/19 Contracted general activity (UDA)	21,314
Carry forward general activity (UDA)	495
18/19 Contracted orthodontic activity (UOA)	0
Carry forward orthodontic activity (UOA)	0
Baseline contract value	£535,160.33

ACCESS*

Patients seen in 24 months	Total	Change since previous quarter
Quarter ending September 2017	7,983	
Quarter ending December 2017	8,161	↑
Quarter ending March 2018	8,208	→
Quarter ending June 2018	8,033	↓
Quarter ending September 2018	8,154	→
Variance since September 2017	2.1%	↑



ACTIVITY



Month	Adjusted Scheduled Activity (UDA)	
	2018	2019
April	-13	-495
May	1,276	2,135
June	3,776	3,005
July	5,251	4,742
August	6,858	6,781
September	8,269	8,274
October	10,297	
November	12,427	
December	13,500	
January	15,834	
February	18,034	
March	19,962	
April	20,815	
May	20,819	
June	20,819	

QUALITY

	Quantity	Base Number	Contract	AT	Region	England
% of FP17s for the same patient ID Re-attending within 3 months - Children	72	1,375	5.2%	9.8%	11.4%	11.6%
% of FP17s for the same patient ID Re-attending within 3 months - Adults	362	2,796	12.9%	14.7%	15.0%	15.5%
% of FP17s for the same patient ID Re-attending between 3 & 9 months - Children	541	1,375	39.3%	52.8%	59.9%	58.8%
% of FP17s for the same patient ID Re-attending between 3 & 9 months - Adults	986	2,796	35.3%	48.0%	52.0%	51.1%
% of FP17s for Band 1 Urgent Courses	557	3,788	14.7%	8.0%	8.0%	9.0%
% of FP17s Relating to Free Repair or Replacements	25	3,788	0.7%	0.7%	0.8%	0.8%
% of FP17s Relating to Continuations	21	3,788	0.6%	0.8%	0.9%	0.9%
% of Patients satisfied with the dentistry they have received	1	1	N/A	92.8%	93.5%	93.3%
% of Patients satisfied with the time they had to wait for an appointment	1	1	N/A	89.7%	89.1%	88.9%

* This is based on patients treated on this contract for their most recent course of treatment. Figures in italics indicate the base number of FP17s or Patient Questionnaire responses are less than 100. N/A is shown where the base number of responses is less than 10 during the period. % is calculated as Quantity/Base number*100

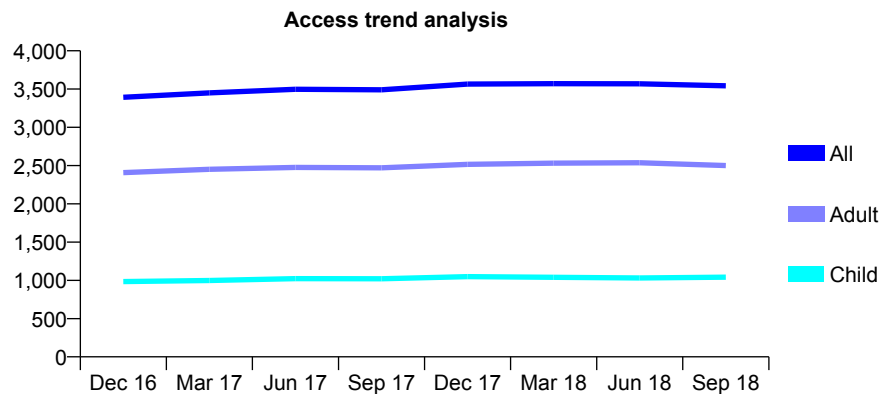
Q54 - Vital Signs At a Glance Contract Report for 258709/0001 - September 2018

Name or company name	MR G DHERI
Contract type name	GDS Contract
Purpose of contract	General
Contract start date	01/04/2006
Contract end date	

18/19 Contracted general activity (UDA)	8,839
Carry forward general activity (UDA)	164
18/19 Contracted orthodontic activity (UOA)	0
Carry forward orthodontic activity (UOA)	0
Baseline contract value	£240,198.60

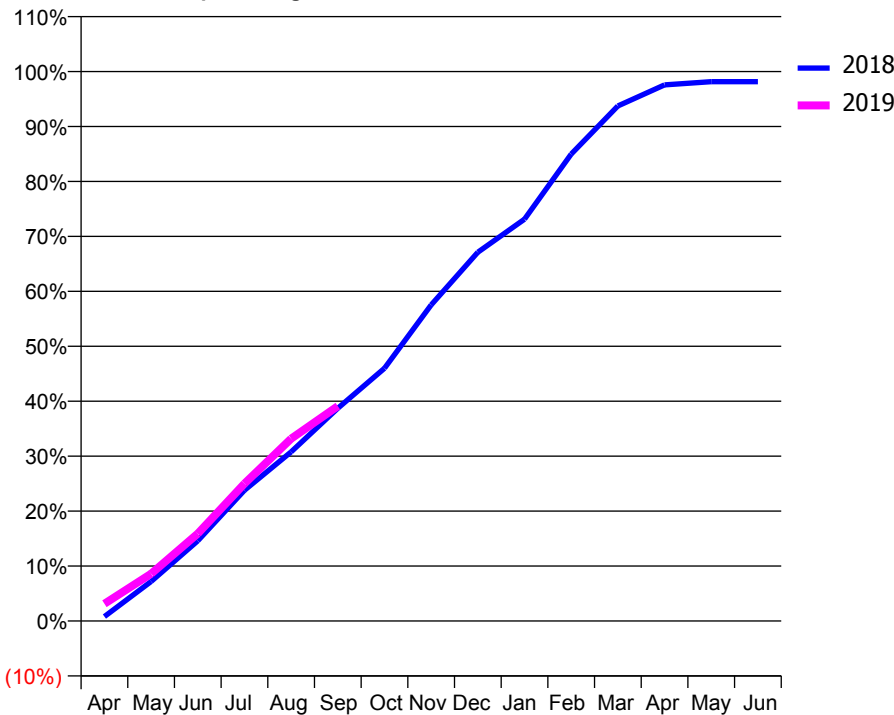
ACCESS*

Patients seen in 24 months	Total	Change since previous quarter
Quarter ending September 2017	3,491	
Quarter ending December 2017	3,565	↑
Quarter ending March 2018	3,570	→
Quarter ending June 2018	3,568	→
Quarter ending September 2018	3,542	→
Variance since September 2017	1.5%	→



ACTIVITY

Cumulative percentage of contracted UDA delivered 2018 & 2019



Month	Adjusted Scheduled Activity (UDA)	
	2018	2019
April	71	277
May	636	761
June	1,290	1,406
July	2,104	2,211
August	2,722	2,934
September	3,422	3,456
October	4,066	
November	5,085	
December	5,931	
January	6,465	
February	7,511	
March	8,286	
April	8,623	
May	8,675	
June	8,675	

QUALITY

	Quantity	Base Number	Contract	AT	Region	England
% of FP17s for the same patient ID Re-attending within 3 months - Children	36	798	4.5%	9.8%	11.4%	11.6%
% of FP17s for the same patient ID Re-attending within 3 months - Adults	197	1,717	11.5%	14.7%	15.0%	15.5%
% of FP17s for the same patient ID Re-attending between 3 & 9 months - Children	550	798	68.9%	52.8%	59.9%	58.8%
% of FP17s for the same patient ID Re-attending between 3 & 9 months - Adults	1,036	1,717	60.3%	48.0%	52.0%	51.1%
% of FP17s for Band 1 Urgent Courses	142	2,310	6.1%	8.0%	8.0%	9.0%
% of FP17s Relating to Free Repair or Replacements	10	2,310	0.4%	0.7%	0.8%	0.8%
% of FP17s Relating to Continuations	17	2,310	0.7%	0.8%	0.9%	0.9%
% of Patients satisfied with the dentistry they have received	4	4	N/A	92.8%	93.5%	93.3%
% of Patients satisfied with the time they had to wait for an appointment	4	4	N/A	89.7%	89.1%	88.9%

* This is based on patients treated on this contract for their most recent course of treatment. Figures in italics indicate the base number of FP17s or Patient Questionnaire responses are less than 100. N/A is shown where the base number of responses is less than 10 during the period. % is calculated as Quantity/Base number*100

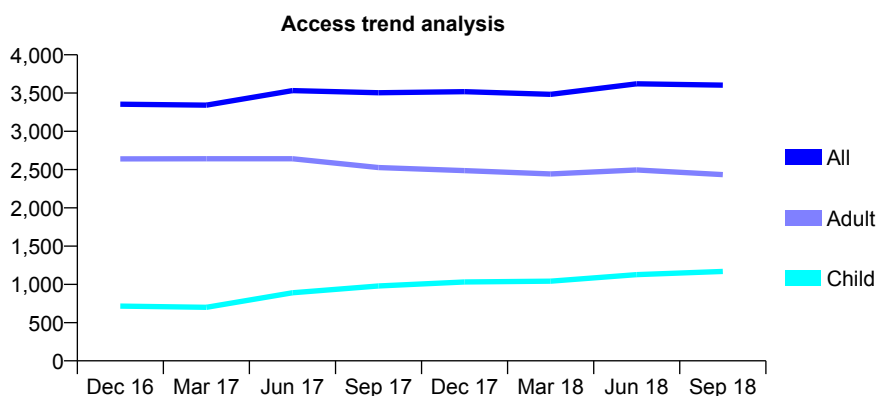
Q54 - Vital Signs At a Glance Contract Report for 264776/0001 - September 2018

Name or company name	MR SB MAHALEKAM
Contract type name	GDS Contract
Purpose of contract	General
Contract start date	01/04/2006
Contract end date	

18/19 Contracted general activity (UDA)	10,247
Carry forward general activity (UDA)	1
18/19 Contracted orthodontic activity (UOA)	0
Carry forward orthodontic activity (UOA)	0
Baseline contract value	£368,802.75

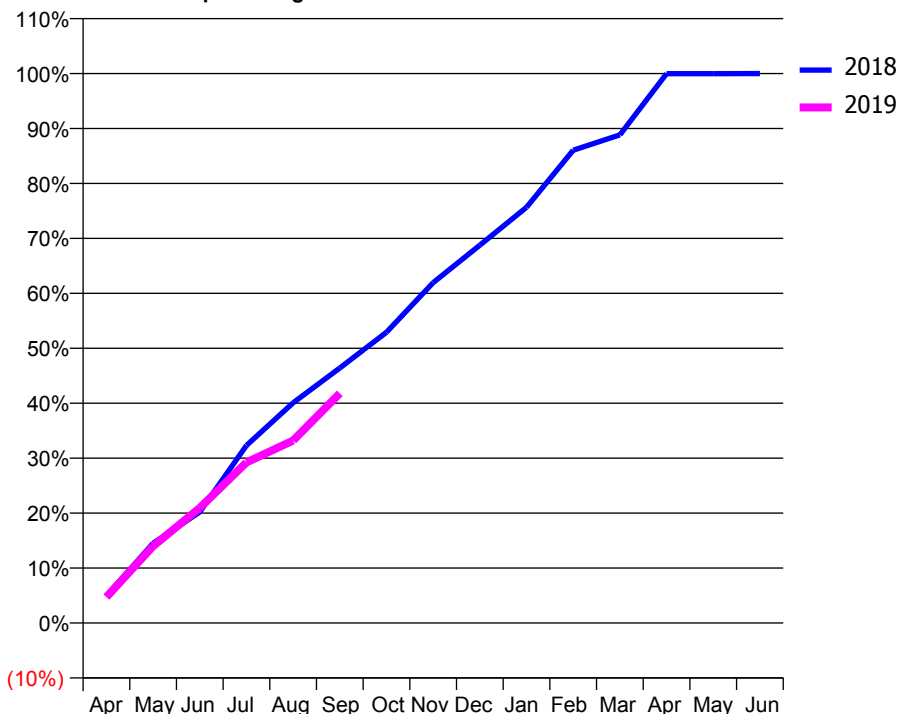
ACCESS*

Patients seen in 24 months	Total	Change since previous quarter
Quarter ending September 2017	3,505	
Quarter ending December 2017	3,518	→
Quarter ending March 2018	3,484	→
Quarter ending June 2018	3,621	↑
Quarter ending September 2018	3,603	→
Variance since September 2017	2.8%	↑



ACTIVITY

Cumulative percentage of contracted UDA delivered 2018 & 2019



Month	Adjusted Scheduled Activity (UDA)	
	2018	2019
April	508	484
May	1,488	1,434
June	2,070	2,147
July	3,312	2,994
August	4,107	3,404
September	4,755	4,284
October	5,423	
November	6,348	
December	7,047	
January	7,752	
February	8,817	
March	9,103	
April	10,243	
May	10,245	
June	10,246	

QUALITY

	Quantity	Base Number	Contract	AT	Region	England
% of FP17s for the same patient ID Re-attending within 3 months - Children	55	755	7.3%	9.8%	11.4%	11.6%
% of FP17s for the same patient ID Re-attending within 3 months - Adults	288	1,470	19.6%	14.7%	15.0%	15.5%
% of FP17s for the same patient ID Re-attending between 3 & 9 months - Children	203	755	26.9%	52.8%	59.9%	58.8%
% of FP17s for the same patient ID Re-attending between 3 & 9 months - Adults	380	1,470	25.9%	48.0%	52.0%	51.1%
% of FP17s for Band 1 Urgent Courses	352	1,782	19.8%	8.0%	8.0%	9.0%
% of FP17s Relating to Free Repair or Replacements	0	1,782	0.0%	0.7%	0.8%	0.8%
% of FP17s Relating to Continuations	1	1,782	0.1%	0.8%	0.9%	0.9%
% of Patients satisfied with the dentistry they have received	0	0	N/A	92.8%	93.5%	93.3%
% of Patients satisfied with the time they had to wait for an appointment	0	0	N/A	89.7%	89.1%	88.9%

* This is based on patients treated on this contract for their most recent course of treatment. Figures in italics indicate the base number of FP17s or Patient Questionnaire responses are less than 100. N/A is shown where the base number of responses is less than 10 during the period. % is calculated as Quantity/Base number*100

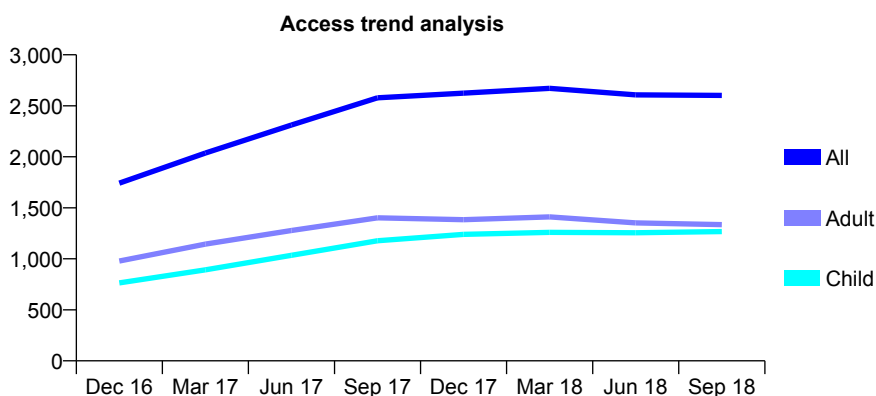
Q54 - Vital Signs At a Glance Contract Report for 266574/0001 - September 2018

Name or company name	MS N KAUR
Contract type name	GDS Contract
Purpose of contract	General
Contract start date	01/10/2015
Contract end date	

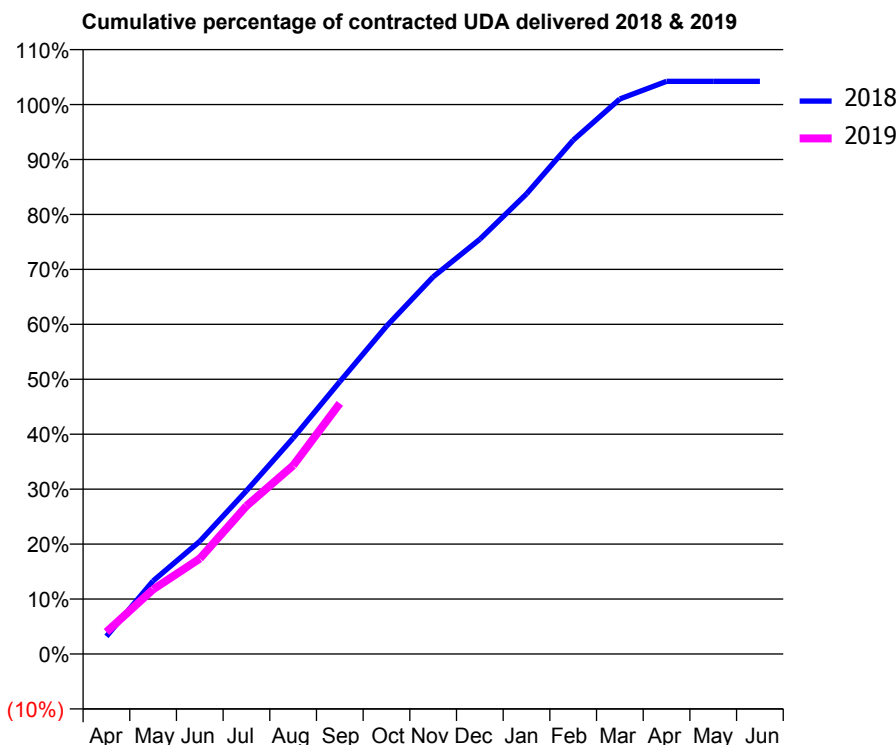
18/19 Contracted general activity (UDA)	5,792
Carry forward general activity (UDA)	-115
18/19 Contracted orthodontic activity (UOA)	0
Carry forward orthodontic activity (UOA)	0
Baseline contract value	£147,287.06

ACCESS*

Patients seen in 24 months	Total	Change since previous quarter
Quarter ending September 2017	2,579	
Quarter ending December 2017	2,624	→
Quarter ending March 2018	2,671	→
Quarter ending June 2018	2,607	↓
Quarter ending September 2018	2,602	→
Variance since September 2017	0.9%	→



ACTIVITY



Adjusted Scheduled Activity (UDA)		
Month	2018	2019
April	186	232
May	772	682
June	1,188	1,005
July	1,720	1,561
August	2,276	1,987
September	2,871	2,642
October	3,455	
November	3,976	
December	4,372	
January	4,850	
February	5,416	
March	5,851	
April	6,035	
May	6,035	
June	6,035	

QUALITY

	Quantity	Base Number	Contract	AT	Region	England
% of FP17s for the same patient ID Re-attending within 3 months - Children	35	640	5.5%	9.8%	11.4%	11.6%
% of FP17s for the same patient ID Re-attending within 3 months - Adults	42	539	7.8%	14.7%	15.0%	15.5%
% of FP17s for the same patient ID Re-attending between 3 & 9 months - Children	167	640	26.1%	52.8%	59.9%	58.8%
% of FP17s for the same patient ID Re-attending between 3 & 9 months - Adults	120	539	22.3%	48.0%	52.0%	51.1%
% of FP17s for Band 1 Urgent Courses	72	1,104	6.5%	8.0%	8.0%	9.0%
% of FP17s Relating to Free Repair or Replacements	0	1,104	0.0%	0.7%	0.8%	0.8%
% of FP17s Relating to Continuations	6	1,104	0.5%	0.8%	0.9%	0.9%
% of Patients satisfied with the dentistry they have received	0	0	N/A	92.8%	93.5%	93.3%
% of Patients satisfied with the time they had to wait for an appointment	0	0	N/A	89.7%	89.1%	88.9%

* This is based on patients treated on this contract for their most recent course of treatment. Figures in italics indicate the base number of FP17s or Patient Questionnaire responses are less than 100. N/A is shown where the base number of responses is less than 10 during the period. % is calculated as Quantity/Base number*100

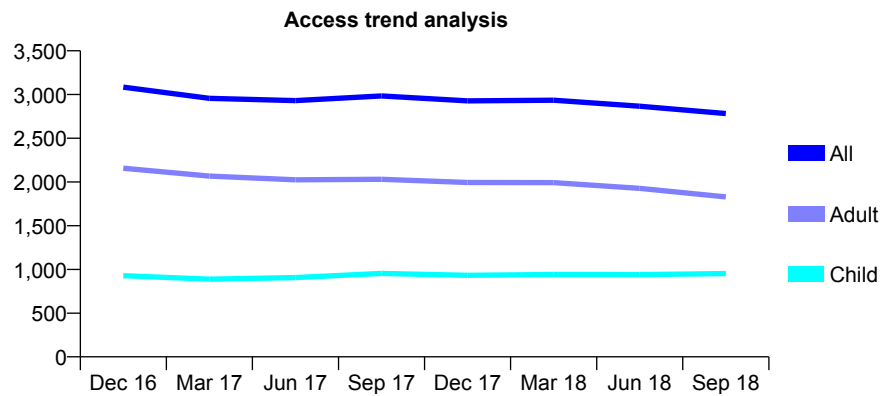
Q54 - Vital Signs At a Glance Contract Report for 273708/0006 - September 2018

Name or company name	MR G MOORE
Contract type name	GDS Contract
Purpose of contract	General
Contract start date	01/04/2010
Contract end date	

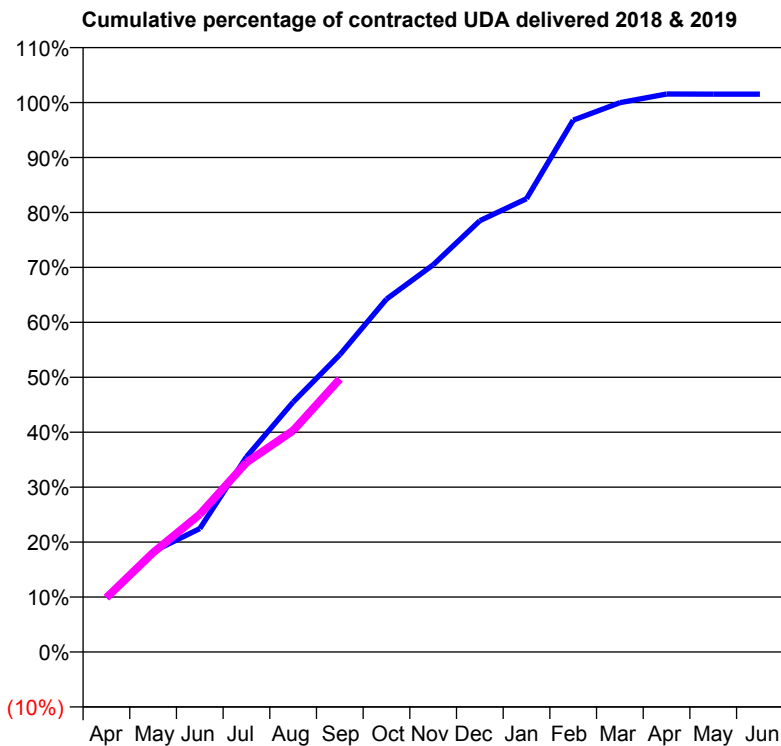
18/19 Contracted general activity (UDA)	7,809
Carry forward general activity (UDA)	-119
18/19 Contracted orthodontic activity (UOA)	0
Carry forward orthodontic activity (UOA)	0
Baseline contract value	£184,513.94

ACCESS*

Patients seen in 24 months	Total	Change since previous quarter
Quarter ending September 2017	2,984	
Quarter ending December 2017	2,927	↓
Quarter ending March 2018	2,935	→
Quarter ending June 2018	2,867	↓
Quarter ending September 2018	2,782	↓
Variance since September 2017	(6.8%)	↓



ACTIVITY



Month	Adjusted Scheduled Activity (UDA)	
	2018	2019
April	770	771
May	1,428	1,413
June	1,755	1,956
July	2,774	2,694
August	3,552	3,146
September	4,225	3,880
October	5,015	
November	5,502	
December	6,129	
January	6,442	
February	7,558	
March	7,806	
April	7,929	
May	7,928	
June	7,928	

QUALITY

	Quantity	Base Number	Contract	AT	Region	England
% of FP17s for the same patient ID Re-attending within 3 months - Children	34	720	4.7%	9.8%	11.4%	11.6%
% of FP17s for the same patient ID Re-attending within 3 months - Adults	107	966	11.1%	14.7%	15.0%	15.5%
% of FP17s for the same patient ID Re-attending between 3 & 9 months - Children	431	720	59.9%	52.8%	59.9%	58.8%
% of FP17s for the same patient ID Re-attending between 3 & 9 months - Adults	466	966	48.2%	48.0%	52.0%	51.1%
% of FP17s for Band 1 Urgent Courses	110	1,616	6.8%	8.0%	8.0%	9.0%
% of FP17s Relating to Free Repair or Replacements	1	1,616	0.1%	0.7%	0.8%	0.8%
% of FP17s Relating to Continuations	1	1,616	0.1%	0.8%	0.9%	0.9%
% of Patients satisfied with the dentistry they have received	2	2	N/A	92.8%	93.5%	93.3%
% of Patients satisfied with the time they had to wait for an appointment	2	2	N/A	89.7%	89.1%	88.9%

* This is based on patients treated on this contract for their most recent course of treatment. Figures in italics indicate the base number of FP17s or Patient Questionnaire responses are less than 100. N/A is shown where the base number of responses is less than 10 during the period. % is calculated as Quantity/Base number*100

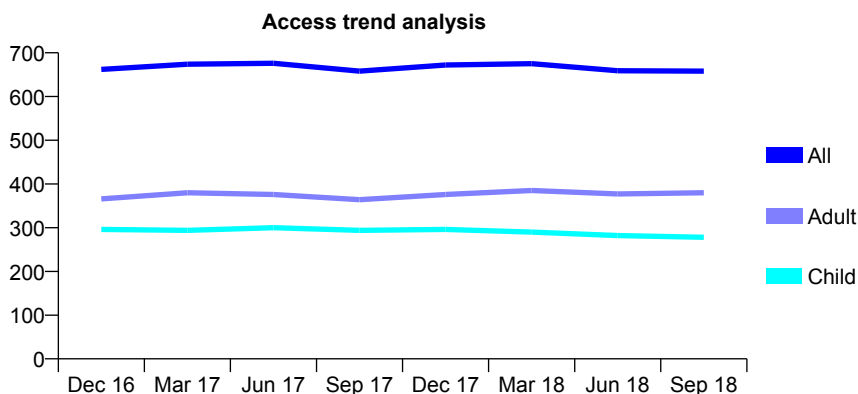
Q54 - Vital Signs At a Glance Contract Report for 273937/0001 - September 2018

Name or company name	MR B GUPTA
Contract type name	GDS Contract
Purpose of contract	General
Contract start date	01/04/2015
Contract end date	

18/19 Contracted general activity (UDA)	2,400
Carry forward general activity (UDA)	8
18/19 Contracted orthodontic activity (UOA)	0
Carry forward orthodontic activity (UOA)	0
Baseline contract value	£60,596.05

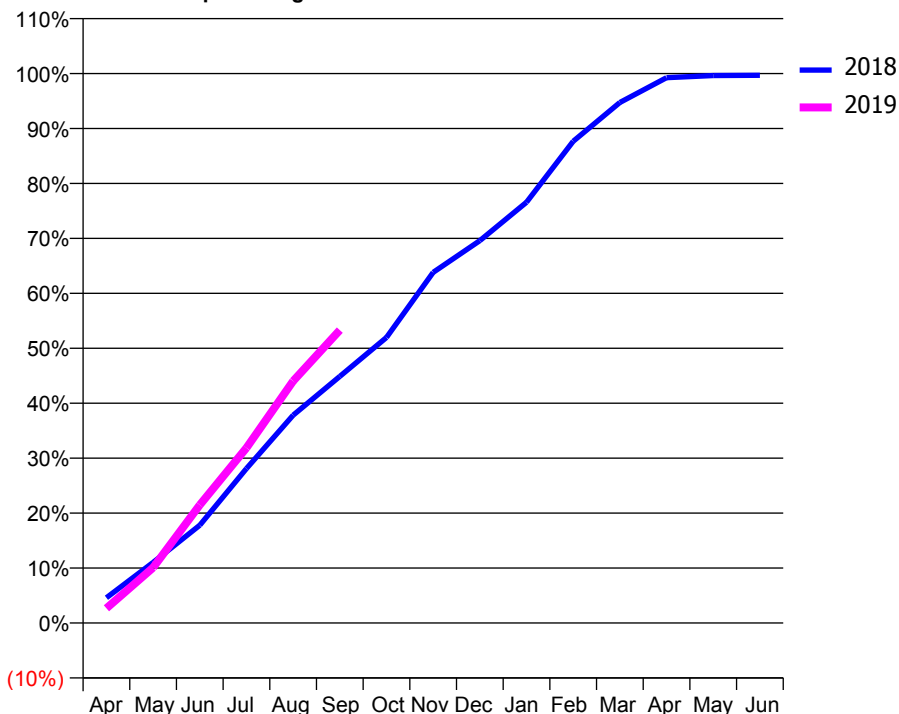
ACCESS*

Patients seen in 24 months	Total	Change since previous quarter
Quarter ending September 2017	658	
Quarter ending December 2017	672	↑
Quarter ending March 2018	675	→
Quarter ending June 2018	659	↓
Quarter ending September 2018	658	→
Variance since September 2017	0.0%	→



ACTIVITY

Cumulative percentage of contracted UDA delivered 2018 & 2019



Adjusted Scheduled Activity (UDA)

Month	2018	2019
April	110	64
May	265	242
June	427	516
July	675	765
August	908	1,057
September	1,077	1,279
October	1,247	
November	1,531	
December	1,670	
January	1,838	
February	2,104	
March	2,274	
April	2,382	
May	2,391	
June	2,392	

QUALITY

	Quantity	Base Number	Contract	AT	Region	England
% of FP17s for the same patient ID Re-attending within 3 months - Children	28	275	10.2%	9.8%	11.4%	11.6%
% of FP17s for the same patient ID Re-attending within 3 months - Adults	71	356	19.9%	14.7%	15.0%	15.5%
% of FP17s for the same patient ID Re-attending between 3 & 9 months - Children	174	275	63.3%	52.8%	59.9%	58.8%
% of FP17s for the same patient ID Re-attending between 3 & 9 months - Adults	203	356	57.0%	48.0%	52.0%	51.1%
% of FP17s for Band 1 Urgent Courses	45	586	7.7%	8.0%	8.0%	9.0%
% of FP17s Relating to Free Repair or Replacements	13	586	2.2%	0.7%	0.8%	0.8%
% of FP17s Relating to Continuations	7	586	1.2%	0.8%	0.9%	0.9%
% of Patients satisfied with the dentistry they have received	0	0	N/A	92.8%	93.5%	93.3%
% of Patients satisfied with the time they had to wait for an appointment	0	0	N/A	89.7%	89.1%	88.9%

* This is based on patients treated on this contract for their most recent course of treatment. Figures in italics indicate the base number of FP17s or Patient Questionnaire responses are less than 100. N/A is shown where the base number of responses is less than 10 during the period. % is calculated as Quantity/Base number*100

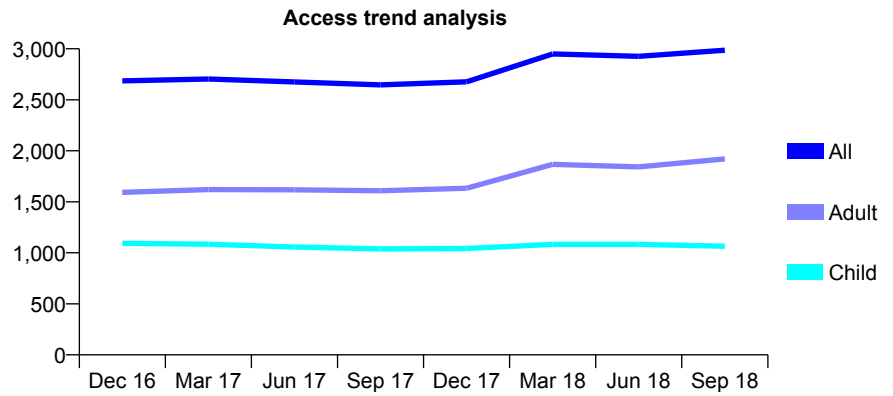
Q54 - Vital Signs At a Glance Contract Report for 274038/0002 - September 2018

Name or company name	MR O PATEL
Contract type name	GDS Contract
Purpose of contract	General
Contract start date	01/04/2009
Contract end date	

18/19 Contracted general activity (UDA)	9,739
Carry forward general activity (UDA)	53
18/19 Contracted orthodontic activity (UOA)	0
Carry forward orthodontic activity (UOA)	0
Baseline contract value	£236,286.64

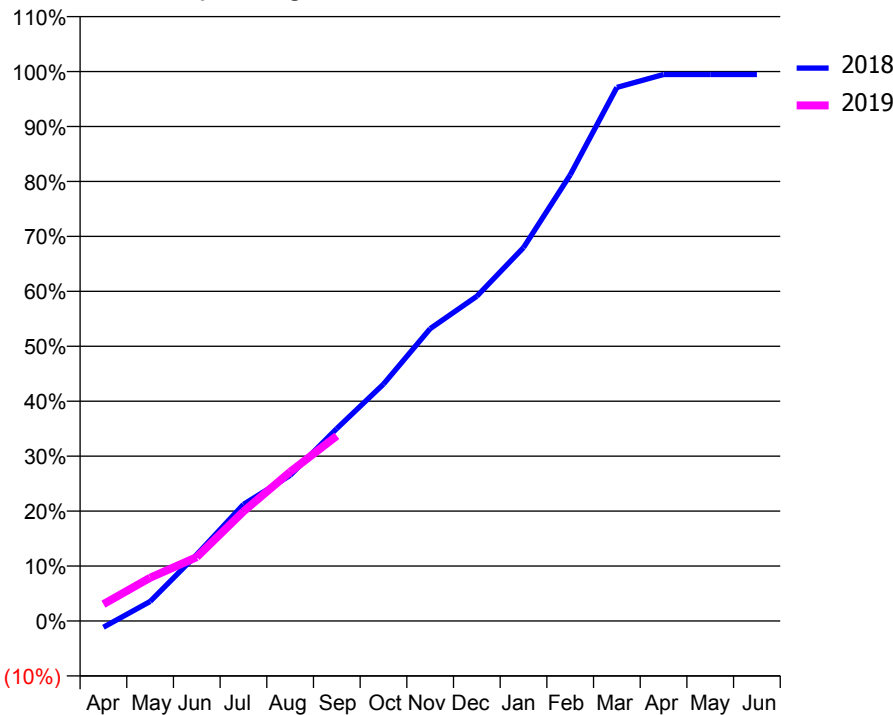
ACCESS*

Patients seen in 24 months	Total	Change since previous quarter
Quarter ending September 2017	2,647	
Quarter ending December 2017	2,676	→
Quarter ending March 2018	2,950	↑
Quarter ending June 2018	2,926	→
Quarter ending September 2018	2,986	↑
Variance since September 2017	12.8%	↑



ACTIVITY

Cumulative percentage of contracted UDA delivered 2018 & 2019



Adjusted Scheduled Activity (UDA)		
Month	2018	2019
April	-112	299
May	346	768
June	1,178	1,133
July	2,066	1,942
August	2,582	2,643
September	3,413	3,281
October	4,198	
November	5,181	
December	5,757	
January	6,617	
February	7,906	
March	9,458	
April	9,685	
May	9,685	
June	9,685	

QUALITY

	Quantity	Base Number	Contract	AT	Region	England
% of FP17s for the same patient ID Re-attending within 3 months - Children	101	684	14.8%	9.8%	11.4%	11.6%
% of FP17s for the same patient ID Re-attending within 3 months - Adults	227	1,059	21.4%	14.7%	15.0%	15.5%
% of FP17s for the same patient ID Re-attending between 3 & 9 months - Children	318	684	46.5%	52.8%	59.9%	58.8%
% of FP17s for the same patient ID Re-attending between 3 & 9 months - Adults	393	1,059	37.1%	48.0%	52.0%	51.1%
% of FP17s for Band 1 Urgent Courses	215	1,300	16.5%	8.0%	8.0%	9.0%
% of FP17s Relating to Free Repair or Replacements	0	1,300	0.0%	0.7%	0.8%	0.8%
% of FP17s Relating to Continuations	1	1,300	0.1%	0.8%	0.9%	0.9%
% of Patients satisfied with the dentistry they have received	1	1	N/A	92.8%	93.5%	93.3%
% of Patients satisfied with the time they had to wait for an appointment	0	1	N/A	89.7%	89.1%	88.9%

* This is based on patients treated on this contract for their most recent course of treatment. Figures in italics indicate the base number of FP17s or Patient Questionnaire responses are less than 100. N/A is shown where the base number of responses is less than 10 during the period. % is calculated as Quantity/Base number*100

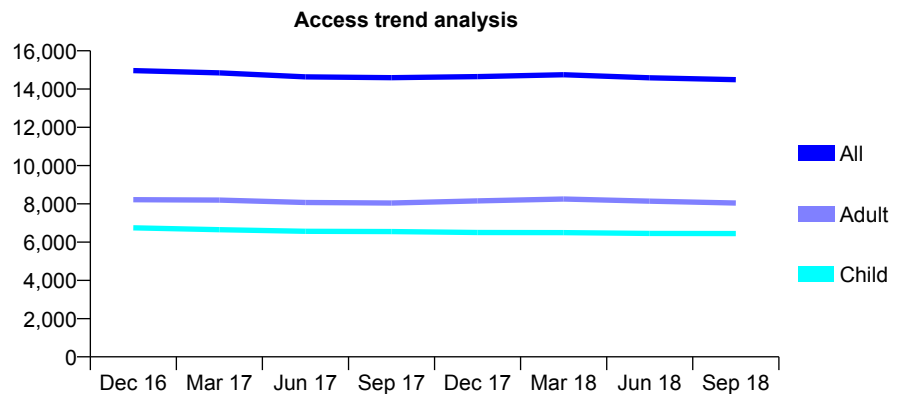
Q54 - Vital Signs At a Glance Contract Report for 275441/0001 - September 2018

Name or company name	MS P ALIPOUR
Contract type name	GDS Contract
Purpose of contract	General
Contract start date	01/04/2009
Contract end date	

18/19 Contracted general activity (UDA)	44,400
Carry forward general activity (UDA)	934
18/19 Contracted orthodontic activity (UOA)	0
Carry forward orthodontic activity (UOA)	0
Baseline contract value	£1,102,648.64

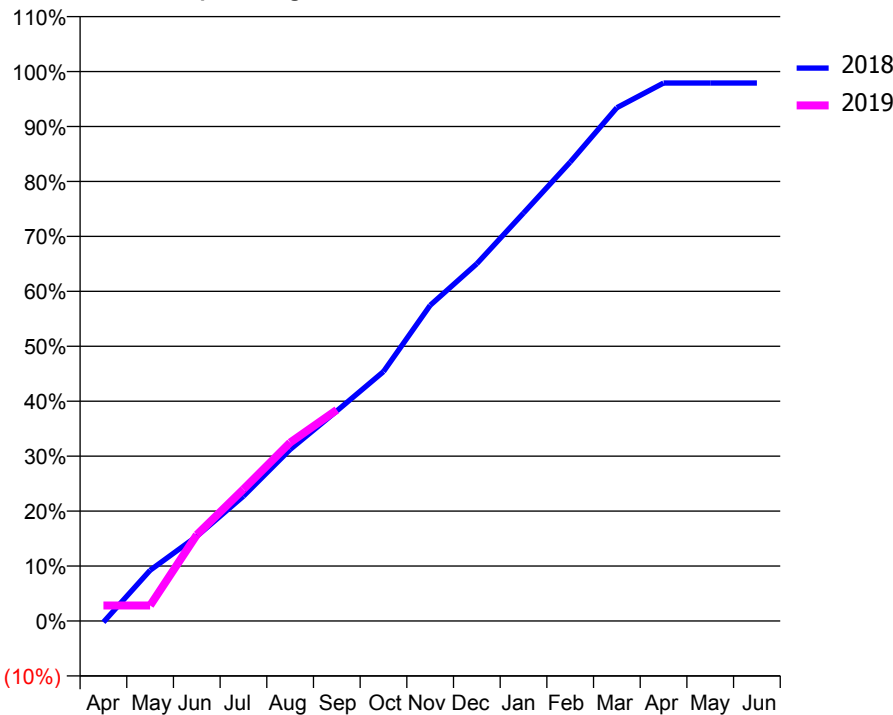
ACCESS*

Patients seen in 24 months	Total	Change since previous quarter
Quarter ending September 2017	14,592	
Quarter ending December 2017	14,650	→
Quarter ending March 2018	14,746	→
Quarter ending June 2018	14,585	↓
Quarter ending September 2018	14,489	→
Variance since September 2017	(0.7%)	→



ACTIVITY

Cumulative percentage of contracted UDA delivered 2018 & 2019



Month	Adjusted Scheduled Activity (UDA)	
	2018	2019
April	-102	1,254
May	4,100	1,254
June	6,852	6,962
July	10,086	10,650
August	13,863	14,427
September	16,976	17,062
October	20,149	
November	25,508	
December	28,874	
January	32,969	
February	37,085	
March	41,478	
April	43,465	
May	43,465	
June	43,466	

QUALITY

	Quantity	Base Number	Contract	AT	Region	England
% of FP17s for the same patient ID Re-attending within 3 months - Children	92	5,067	1.8%	9.8%	11.4%	11.6%
% of FP17s for the same patient ID Re-attending within 3 months - Adults	181	3,684	4.9%	14.7%	15.0%	15.5%
% of FP17s for the same patient ID Re-attending between 3 & 9 months - Children	3,371	5,067	66.5%	52.8%	59.9%	58.8%
% of FP17s for the same patient ID Re-attending between 3 & 9 months - Adults	1,825	3,684	49.5%	48.0%	52.0%	51.1%
% of FP17s for Band 1 Urgent Courses	256	7,888	3.2%	8.0%	8.0%	9.0%
% of FP17s Relating to Free Repair or Replacements	10	7,888	0.1%	0.7%	0.8%	0.8%
% of FP17s Relating to Continuations	10	7,888	0.1%	0.8%	0.9%	0.9%
% of Patients satisfied with the dentistry they have received	5	6	N/A	92.8%	93.5%	93.3%
% of Patients satisfied with the time they had to wait for an appointment	5	6	N/A	89.7%	89.1%	88.9%

* This is based on patients treated on this contract for their most recent course of treatment. Figures in italics indicate the base number of FP17s or Patient Questionnaire responses are less than 100. N/A is shown where the base number of responses is less than 10 during the period. % is calculated as Quantity/Base number*100

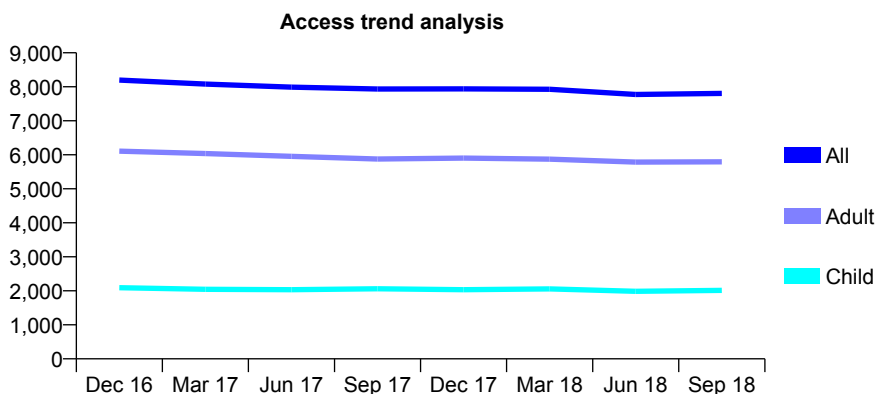
Q54 - Vital Signs At a Glance Contract Report for 300012/0003 - September 2018

Name or company name	MR EE THOMPSON
Contract type name	GDS Contract
Purpose of contract	General and Orthodontic
Contract start date	20/09/2010
Contract end date	

18/19 Contracted general activity (UDA)	24,718
Carry forward general activity (UDA)	0
18/19 Contracted orthodontic activity (UOA)	2,142
Carry forward orthodontic activity (UOA)	-20
Baseline contract value	£791,138.09

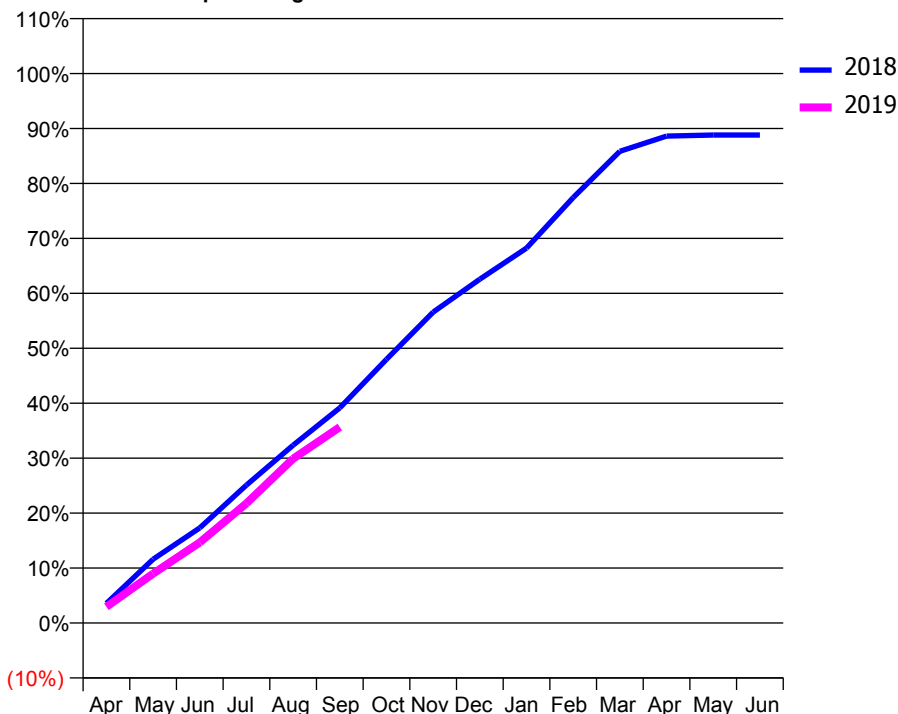
ACCESS*

Patients seen in 24 months	Total	Change since previous quarter
Quarter ending September 2017	7,937	
Quarter ending December 2017	7,939	→
Quarter ending March 2018	7,926	→
Quarter ending June 2018	7,773	↓
Quarter ending September 2018	7,806	→
Variance since September 2017	(1.7%)	↓



ACTIVITY

Cumulative percentage of contracted UDA delivered 2018 & 2019



Adjusted Scheduled Activity (UDA)

Month	2018	2019
April	884	728
May	2,869	2,221
June	4,279	3,624
July	6,207	5,384
August	7,997	7,395
September	9,679	8,813
October	11,861	
November	13,987	
December	15,467	
January	16,863	
February	19,140	
March	21,217	
April	21,904	
May	21,949	
June	21,949	

QUALITY

	Quantity	Base Number	Contract	AT	Region	England
% of FP17s for the same patient ID Re-attending within 3 months - Children	78	1,257	6.2%	9.8%	11.4%	11.6%
% of FP17s for the same patient ID Re-attending within 3 months - Adults	442	3,073	14.4%	14.7%	15.0%	15.5%
% of FP17s for the same patient ID Re-attending between 3 & 9 months - Children	551	1,257	43.8%	52.8%	59.9%	58.8%
% of FP17s for the same patient ID Re-attending between 3 & 9 months - Adults	1,150	3,073	37.4%	48.0%	52.0%	51.1%
% of FP17s for Band 1 Urgent Courses	392	3,857	10.2%	8.0%	8.0%	9.0%
% of FP17s Relating to Free Repair or Replacements	15	3,857	0.4%	0.7%	0.8%	0.8%
% of FP17s Relating to Continuations	45	3,857	1.2%	0.8%	0.9%	0.9%
% of Patients satisfied with the dentistry they have received	1	1	N/A	92.8%	93.5%	93.3%
% of Patients satisfied with the time they had to wait for an appointment	1	1	N/A	89.7%	89.1%	88.9%

* This is based on patients treated on this contract for their most recent course of treatment. Figures in italics indicate the base number of FP17s or Patient Questionnaire responses are less than 100. N/A is shown where the base number of responses is less than 10 during the period. % is calculated as Quantity/Base number*100

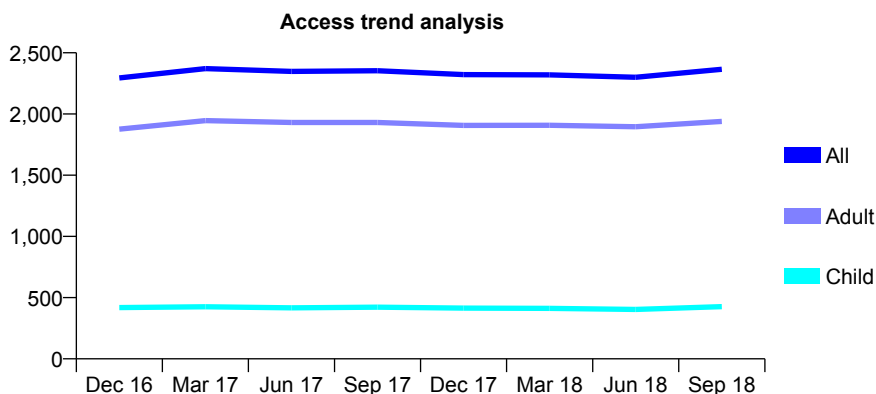
Q54 - Vital Signs At a Glance Contract Report for 301574/0003 - September 2018

Name or company name	The Greens Dental Surgery
Contract type name	GDS Contract
Purpose of contract	General
Contract start date	01/04/2013
Contract end date	

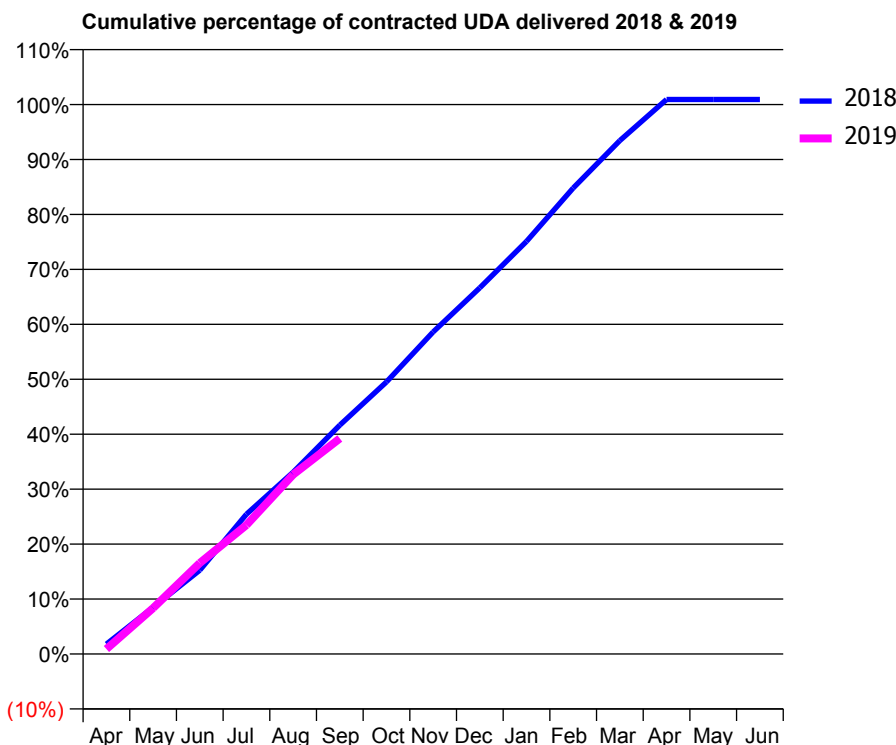
18/19 Contracted general activity (UDA)	7,304
Carry forward general activity (UDA)	-66
18/19 Contracted orthodontic activity (UOA)	0
Carry forward orthodontic activity (UOA)	0
Baseline contract value	£179,497.48

ACCESS*

Patients seen in 24 months	Total	Change since previous quarter
Quarter ending September 2017	2,353	
Quarter ending December 2017	2,322	↓
Quarter ending March 2018	2,320	→
Quarter ending June 2018	2,300	→
Quarter ending September 2018	2,366	↑
Variance since September 2017	0.6%	→



ACTIVITY



Month	Adjusted Scheduled Activity (UDA)	
	2018	2019
April	133	66
May	622	610
June	1,114	1,210
July	1,859	1,715
August	2,417	2,386
September	3,043	2,866
October	3,617	
November	4,282	
December	4,868	
January	5,485	
February	6,194	
March	6,826	
April	7,371	
May	7,371	
June	7,371	

QUALITY

	Quantity	Base Number	Contract	AT	Region	England
% of FP17s for the same patient ID Re-attending within 3 months - Children	28	310	9.0%	9.8%	11.4%	11.6%
% of FP17s for the same patient ID Re-attending within 3 months - Adults	183	1,268	14.4%	14.7%	15.0%	15.5%
% of FP17s for the same patient ID Re-attending between 3 & 9 months - Children	203	310	65.5%	52.8%	59.9%	58.8%
% of FP17s for the same patient ID Re-attending between 3 & 9 months - Adults	736	1,268	58.0%	48.0%	52.0%	51.1%
% of FP17s for Band 1 Urgent Courses	44	1,295	3.4%	8.0%	8.0%	9.0%
% of FP17s Relating to Free Repair or Replacements	21	1,295	1.6%	0.7%	0.8%	0.8%
% of FP17s Relating to Continuations	27	1,295	2.1%	0.8%	0.9%	0.9%
% of Patients satisfied with the dentistry they have received	1	1	N/A	92.8%	93.5%	93.3%
% of Patients satisfied with the time they had to wait for an appointment	1	1	N/A	89.7%	89.1%	88.9%

* This is based on patients treated on this contract for their most recent course of treatment. Figures in italics indicate the base number of FP17s or Patient Questionnaire responses are less than 100. N/A is shown where the base number of responses is less than 10 during the period. % is calculated as Quantity/Base number*100

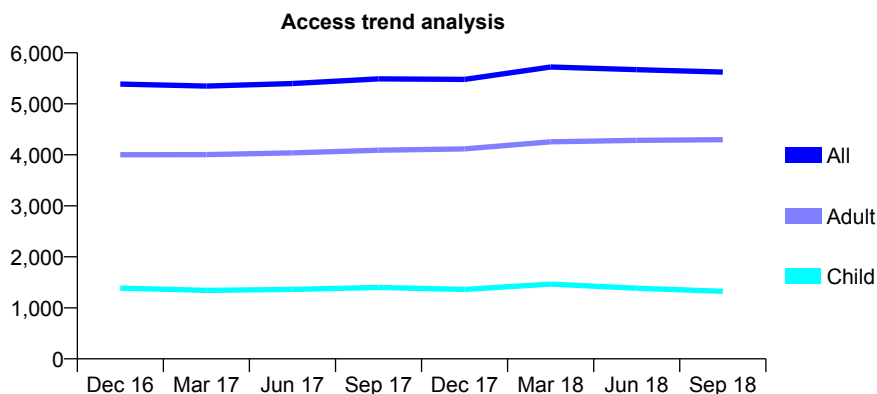
Q54 - Vital Signs At a Glance Contract Report for 303089/0001 - September 2018

Name or company name	Mr A Singh Jutla
Contract type name	GDS Contract
Purpose of contract	General and Orthodontic
Contract start date	01/04/2006
Contract end date	

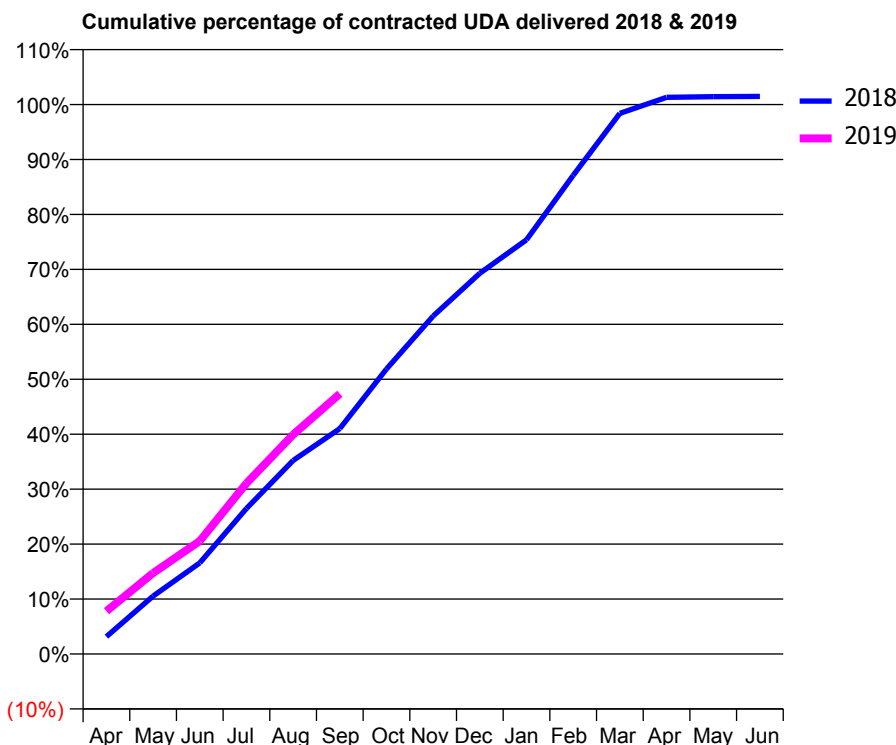
18/19 Contracted general activity (UDA)	14,412
Carry forward general activity (UDA)	-211
18/19 Contracted orthodontic activity (UOA)	273
Carry forward orthodontic activity (UOA)	0
Baseline contract value	£361,596.72

ACCESS*

Patients seen in 24 months	Total	Change since previous quarter
Quarter ending September 2017	5,488	
Quarter ending December 2017	5,479	→
Quarter ending March 2018	5,721	↑
Quarter ending June 2018	5,668	→
Quarter ending September 2018	5,621	→
Variance since September 2017	2.4%	↑



ACTIVITY



Month	Adjusted Scheduled Activity (UDA)	
	2018	2019
April	457	1,126
May	1,520	2,126
June	2,391	2,965
July	3,817	4,479
August	5,076	5,754
September	5,914	6,826
October	7,476	
November	8,863	
December	9,988	
January	10,864	
February	12,555	
March	14,181	
April	14,600	
May	14,616	
June	14,623	

QUALITY

	Quantity	Base Number	Contract	AT	Region	England
% of FP17s for the same patient ID Re-attending within 3 months - Children	40	777	5.1%	9.8%	11.4%	11.6%
% of FP17s for the same patient ID Re-attending within 3 months - Adults	278	2,229	12.5%	14.7%	15.0%	15.5%
% of FP17s for the same patient ID Re-attending between 3 & 9 months - Children	332	777	42.7%	52.8%	59.9%	58.8%
% of FP17s for the same patient ID Re-attending between 3 & 9 months - Adults	915	2,229	41.0%	48.0%	52.0%	51.1%
% of FP17s for Band 1 Urgent Courses	162	2,820	5.7%	8.0%	8.0%	9.0%
% of FP17s Relating to Free Repair or Replacements	12	2,820	0.4%	0.7%	0.8%	0.8%
% of FP17s Relating to Continuations	34	2,820	1.2%	0.8%	0.9%	0.9%
% of Patients satisfied with the dentistry they have received	1	1	N/A	92.8%	93.5%	93.3%
% of Patients satisfied with the time they had to wait for an appointment	1	1	N/A	89.7%	89.1%	88.9%

* This is based on patients treated on this contract for their most recent course of treatment. Figures in italics indicate the base number of FP17s or Patient Questionnaire responses are less than 100. N/A is shown where the base number of responses is less than 10 during the period. % is calculated as Quantity/Base number*100

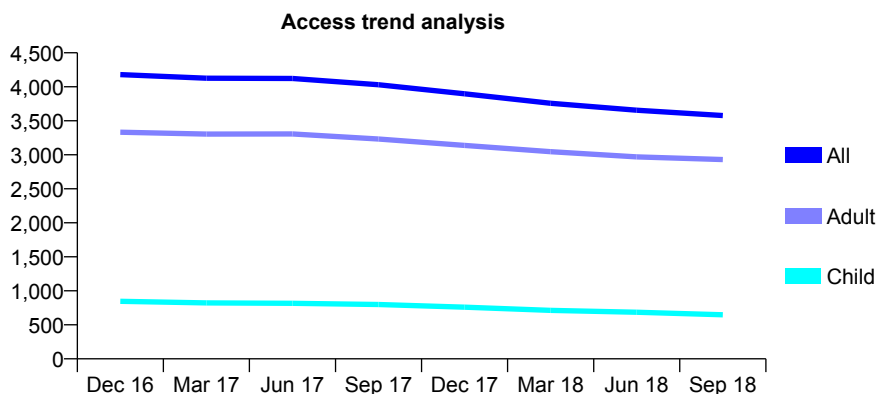
Q54 - Vital Signs At a Glance Contract Report for 324329/0001 - September 2018

Name or company name	MR SR LOWE
Contract type name	GDS Contract
Purpose of contract	General
Contract start date	01/04/2006
Contract end date	

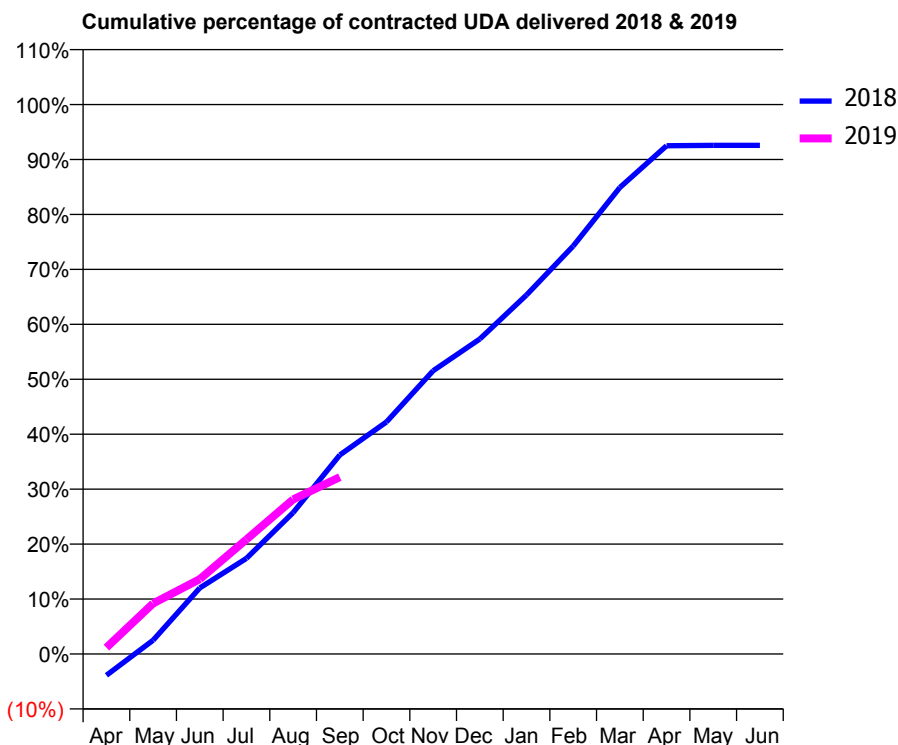
18/19 Contracted general activity (UDA)	14,603
Carry forward general activity (UDA)	0
18/19 Contracted orthodontic activity (UOA)	0
Carry forward orthodontic activity (UOA)	0
Baseline contract value	£307,941.15

ACCESS*

Patients seen in 24 months	Total	Change since previous quarter
Quarter ending September 2017	4,031	
Quarter ending December 2017	3,898	↓
Quarter ending March 2018	3,758	↓
Quarter ending June 2018	3,656	↓
Quarter ending September 2018	3,578	↓
Variance since September 2017	(11.2%)	↓



ACTIVITY



Month	Adjusted Scheduled Activity (UDA)	
	2018	2019
April	-569	173
May	366	1,345
June	1,755	1,989
July	2,541	3,045
August	3,758	4,108
September	5,289	4,702
October	6,168	
November	7,530	
December	8,372	
January	9,542	
February	10,842	
March	12,399	
April	13,508	
May	13,518	
June	13,518	

QUALITY

	Quantity	Base Number	Contract	AT	Region	England
% of FP17s for the same patient ID Re-attending within 3 months - Children	9	475	1.9%	9.8%	11.4%	11.6%
% of FP17s for the same patient ID Re-attending within 3 months - Adults	194	2,131	9.1%	14.7%	15.0%	15.5%
% of FP17s for the same patient ID Re-attending between 3 & 9 months - Children	355	475	74.7%	52.8%	59.9%	58.8%
% of FP17s for the same patient ID Re-attending between 3 & 9 months - Adults	1,478	2,131	69.4%	48.0%	52.0%	51.1%
% of FP17s for Band 1 Urgent Courses	35	2,171	1.6%	8.0%	8.0%	9.0%
% of FP17s Relating to Free Repair or Replacements	1	2,171	0.0%	0.7%	0.8%	0.8%
% of FP17s Relating to Continuations	0	2,171	0.0%	0.8%	0.9%	0.9%
% of Patients satisfied with the dentistry they have received	2	2	N/A	92.8%	93.5%	93.3%
% of Patients satisfied with the time they had to wait for an appointment	2	2	N/A	89.7%	89.1%	88.9%

* This is based on patients treated on this contract for their most recent course of treatment. Figures in italics indicate the base number of FP17s or Patient Questionnaire responses are less than 100. N/A is shown where the base number of responses is less than 10 during the period. % is calculated as Quantity/Base number*100

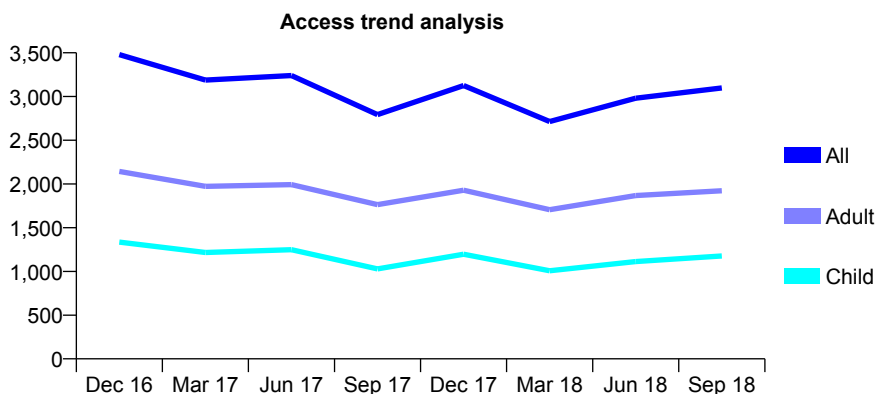
Q54 - Vital Signs At a Glance Contract Report for 325708/0002 - September 2018

Name or company name	Balbir S Bhandal, Amrik S Bhandal & Baljit
Contract type name	GDS Contract
Purpose of contract	General and Orthodontic
Contract start date	01/04/2006
Contract end date	

18/19 Contracted general activity (UDA)	8,791
Carry forward general activity (UDA)	-111
18/19 Contracted orthodontic activity (UOA)	2,964
Carry forward orthodontic activity (UOA)	52
Baseline contract value	£417,526.80

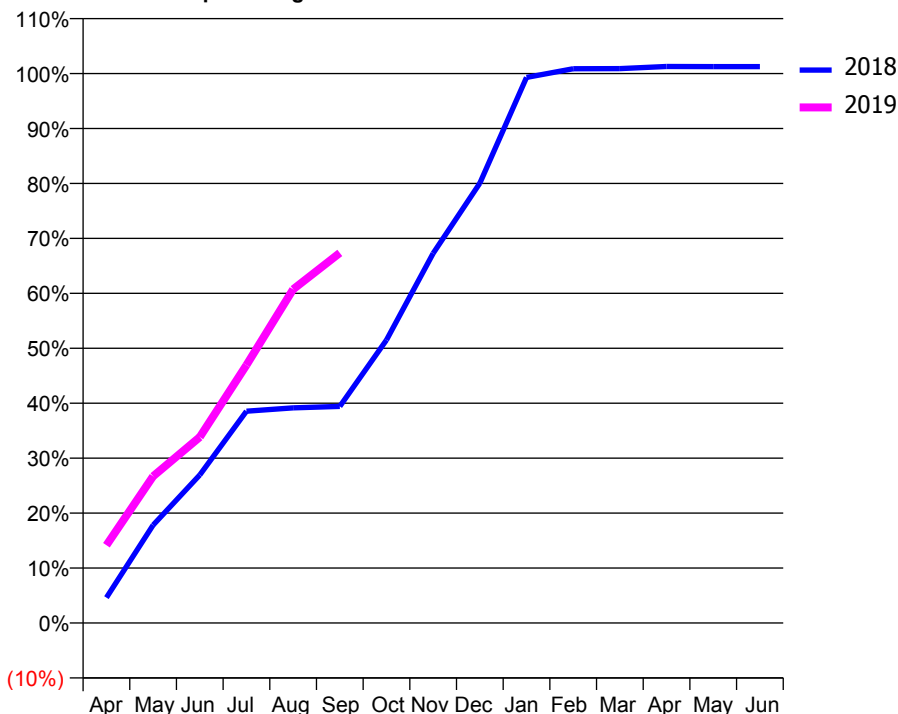
ACCESS*

Patients seen in 24 months	Total	Change since previous quarter
Quarter ending September 2017	2,793	
Quarter ending December 2017	3,125	↑
Quarter ending March 2018	2,714	↓
Quarter ending June 2018	2,980	↑
Quarter ending September 2018	3,098	↑
Variance since September 2017	10.9%	↑



ACTIVITY

Cumulative percentage of contracted UDA delivered 2018 & 2019



Adjusted Scheduled Activity (UDA)

Month	2018	2019
April	407	1,245
May	1,567	2,348
June	2,368	2,976
July	3,389	4,127
August	3,442	5,338
September	3,465	5,921
October	4,529	
November	5,914	
December	7,036	
January	8,728	
February	8,867	
March	8,869	
April	8,904	
May	8,902	
June	8,902	

QUALITY

	Quantity	Base Number	Contract	AT	Region	England
% of FP17s for the same patient ID Re-attending within 3 months - Children	85	1,067	8.0%	9.8%	11.4%	11.6%
% of FP17s for the same patient ID Re-attending within 3 months - Adults	97	1,067	9.1%	14.7%	15.0%	15.5%
% of FP17s for the same patient ID Re-attending between 3 & 9 months - Children	254	1,067	23.8%	52.8%	59.9%	58.8%
% of FP17s for the same patient ID Re-attending between 3 & 9 months - Adults	203	1,067	19.0%	48.0%	52.0%	51.1%
% of FP17s for Band 1 Urgent Courses	105	1,774	5.9%	8.0%	8.0%	9.0%
% of FP17s Relating to Free Repair or Replacements	4	1,774	0.2%	0.7%	0.8%	0.8%
% of FP17s Relating to Continuations	1	1,774	0.1%	0.8%	0.9%	0.9%
% of Patients satisfied with the dentistry they have received	0	0	N/A	92.8%	93.5%	93.3%
% of Patients satisfied with the time they had to wait for an appointment	0	0	N/A	89.7%	89.1%	88.9%

* This is based on patients treated on this contract for their most recent course of treatment. Figures in italics indicate the base number of FP17s or Patient Questionnaire responses are less than 100. N/A is shown where the base number of responses is less than 10 during the period. % is calculated as Quantity/Base number*100

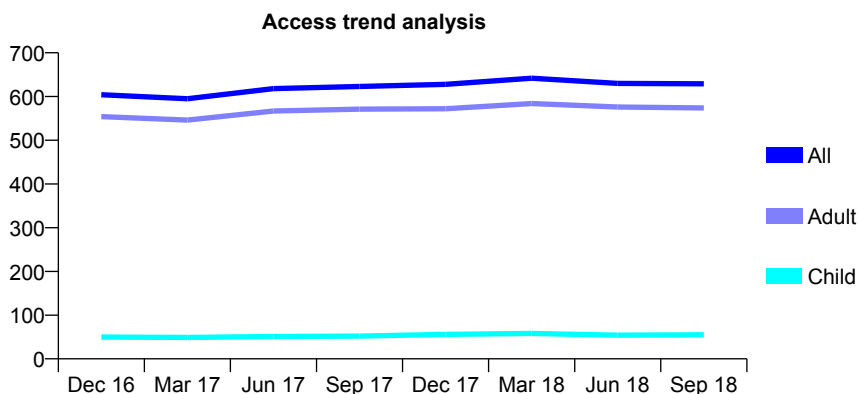
Q54 - Vital Signs At a Glance Contract Report for 325708/0003 - September 2018

Name or company name	Balbir S Bhandal, Amrik S Bhandal & Baljit
Contract type name	GDS Contract
Purpose of contract	General
Contract start date	01/04/2006
Contract end date	

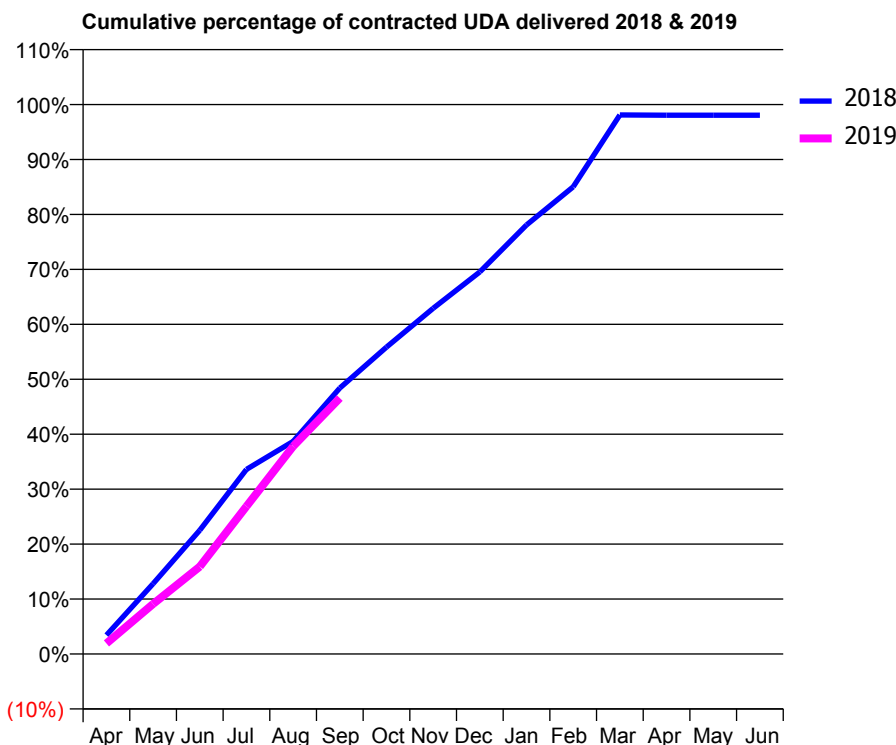
18/19 Contracted general activity (UDA)	1,823
Carry forward general activity (UDA)	35
18/19 Contracted orthodontic activity (UOA)	0
Carry forward orthodontic activity (UOA)	0
Baseline contract value	£41,940.71

ACCESS*

Patients seen in 24 months	Total	Change since previous quarter
Quarter ending September 2017	623	
Quarter ending December 2017	628	→
Quarter ending March 2018	642	↑
Quarter ending June 2018	630	↓
Quarter ending September 2018	629	→
Variance since September 2017	1.0%	→



ACTIVITY



Adjusted Scheduled Activity (UDA)		
Month	2018	2019
April	63	35
May	233	166
June	411	290
July	612	490
August	705	689
September	882	849
October	1,018	
November	1,147	
December	1,268	
January	1,423	
February	1,550	
March	1,788	
April	1,787	
May	1,787	
June	1,787	

QUALITY

	Quantity	Base Number	Contract	AT	Region	England
% of FP17s for the same patient ID Re-attending within 3 months - Children	0	24	0.0%	9.8%	11.4%	11.6%
% of FP17s for the same patient ID Re-attending within 3 months - Adults	26	303	8.6%	14.7%	15.0%	15.5%
% of FP17s for the same patient ID Re-attending between 3 & 9 months - Children	8	24	33.3%	52.8%	59.9%	58.8%
% of FP17s for the same patient ID Re-attending between 3 & 9 months - Adults	148	303	48.8%	48.0%	52.0%	51.1%
% of FP17s for Band 1 Urgent Courses	35	328	10.7%	8.0%	8.0%	9.0%
% of FP17s Relating to Free Repair or Replacements	4	328	1.2%	0.7%	0.8%	0.8%
% of FP17s Relating to Continuations	2	328	0.6%	0.8%	0.9%	0.9%
% of Patients satisfied with the dentistry they have received	1	1	N/A	92.8%	93.5%	93.3%
% of Patients satisfied with the time they had to wait for an appointment	1	1	N/A	89.7%	89.1%	88.9%

* This is based on patients treated on this contract for their most recent course of treatment. Figures in italics indicate the base number of FP17s or Patient Questionnaire responses are less than 100. N/A is shown where the base number of responses is less than 10 during the period. % is calculated as Quantity/Base number*100

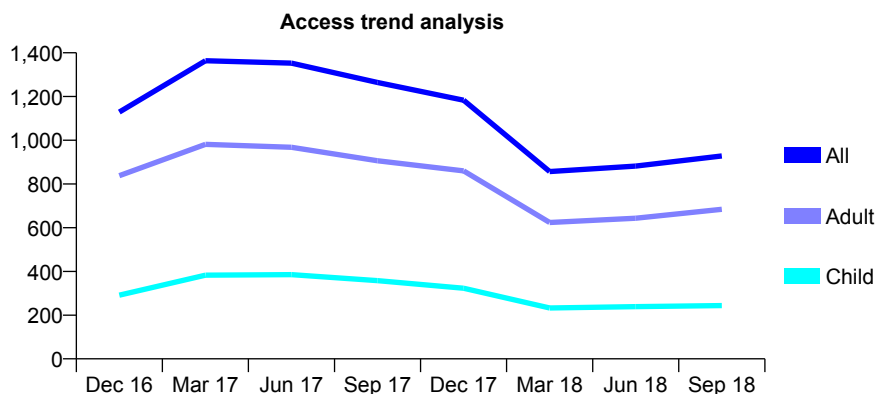
Q54 - Vital Signs At a Glance Contract Report for 325708/0004 - September 2018

Name or company name	Balbir S Bhandal, Amrik S Bhandal & Baljit
Contract type name	GDS Contract
Purpose of contract	General
Contract start date	01/04/2006
Contract end date	

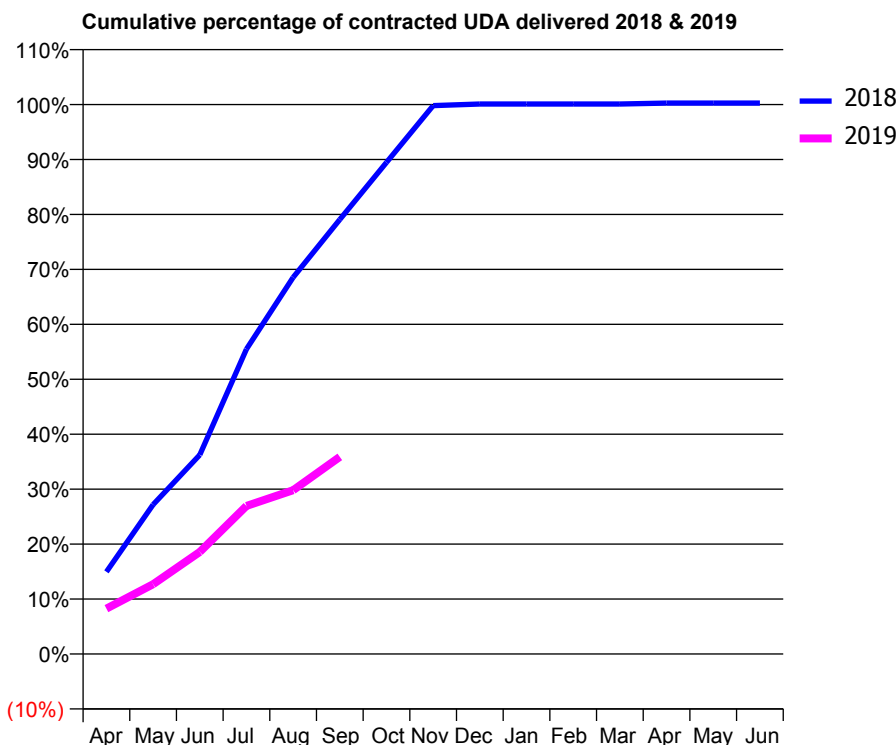
18/19 Contracted general activity (UDA)	4,086
Carry forward general activity (UDA)	-10
18/19 Contracted orthodontic activity (UOA)	0
Carry forward orthodontic activity (UOA)	0
Baseline contract value	£100,237.13

ACCESS*

Patients seen in 24 months	Total	Change since previous quarter
Quarter ending September 2017	1,264	
Quarter ending December 2017	1,183	↓
Quarter ending March 2018	857	↓
Quarter ending June 2018	882	↑
Quarter ending September 2018	928	↑
Variance since September 2017	(26.6%)	↓



ACTIVITY



Month	Adjusted Scheduled Activity (UDA)	
	2018	2019
April	611	338
May	1,111	519
June	1,481	759
July	2,267	1,101
August	2,801	1,218
September	3,231	1,466
October	3,655	
November	4,078	
December	4,090	
January	4,090	
February	4,090	
March	4,090	
April	4,097	
May	4,097	
June	4,097	

QUALITY

	Quantity	Base Number	Contract	AT	Region	England
% of FP17s for the same patient ID Re-attending within 3 months - Children	8	148	5.4%	9.8%	11.4%	11.6%
% of FP17s for the same patient ID Re-attending within 3 months - Adults	27	397	6.8%	14.7%	15.0%	15.5%
% of FP17s for the same patient ID Re-attending between 3 & 9 months - Children	55	148	37.2%	52.8%	59.9%	58.8%
% of FP17s for the same patient ID Re-attending between 3 & 9 months - Adults	91	397	22.9%	48.0%	52.0%	51.1%
% of FP17s for Band 1 Urgent Courses	30	538	5.6%	8.0%	8.0%	9.0%
% of FP17s Relating to Free Repair or Replacements	2	538	0.4%	0.7%	0.8%	0.8%
% of FP17s Relating to Continuations	0	538	0.0%	0.8%	0.9%	0.9%
% of Patients satisfied with the dentistry they have received	0	0	N/A	92.8%	93.5%	93.3%
% of Patients satisfied with the time they had to wait for an appointment	0	0	N/A	89.7%	89.1%	88.9%

* This is based on patients treated on this contract for their most recent course of treatment. Figures in italics indicate the base number of FP17s or Patient Questionnaire responses are less than 100. N/A is shown where the base number of responses is less than 10 during the period. % is calculated as Quantity/Base number*100

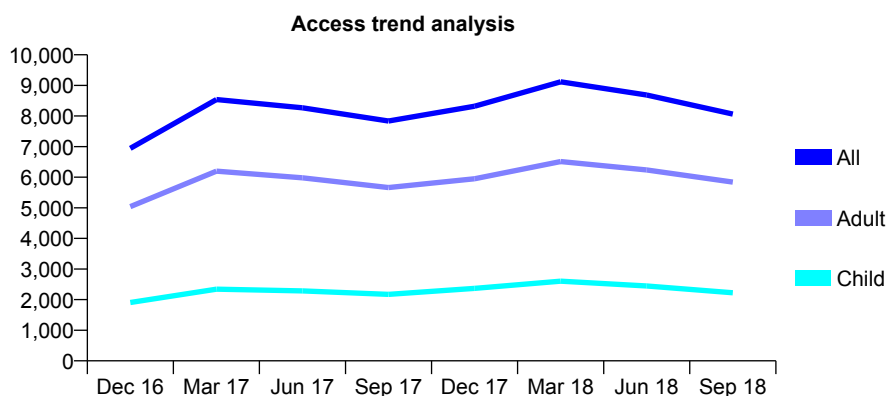
Q54 - Vital Signs At a Glance Contract Report for 325708/0005 - September 2018

Name or company name	Balbir S Bhandal, Amrik S Bhandal & Baljit
Contract type name	GDS Contract
Purpose of contract	General
Contract start date	01/04/2006
Contract end date	

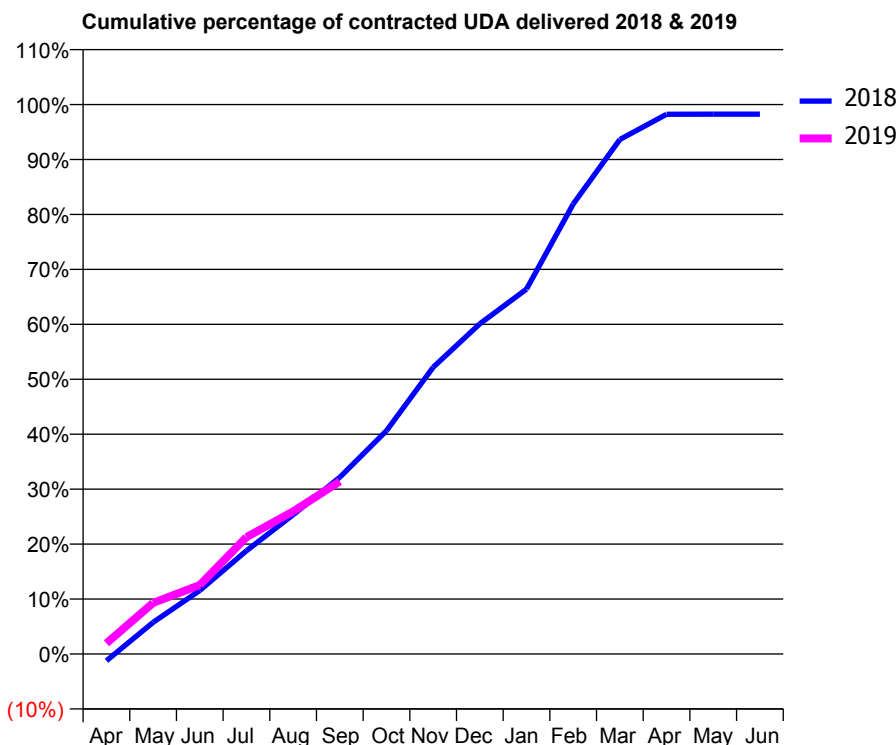
18/19 Contracted general activity (UDA)	25,351
Carry forward general activity (UDA)	446
18/19 Contracted orthodontic activity (UOA)	0
Carry forward orthodontic activity (UOA)	0
Baseline contract value	£623,910.35

ACCESS*

Patients seen in 24 months	Total	Change since previous quarter
Quarter ending September 2017	7,837	
Quarter ending December 2017	8,319	↑
Quarter ending March 2018	9,116	↑
Quarter ending June 2018	8,685	↓
Quarter ending September 2018	8,063	↓
Variance since September 2017	2.9%	↑



ACTIVITY



Month	Adjusted Scheduled Activity (UDA)	
	2018	2019
April	-316	495
May	1,459	2,357
June	2,929	3,183
July	4,765	5,390
August	6,424	6,582
September	8,153	7,964
October	10,301	
November	13,232	
December	15,235	
January	16,833	
February	20,763	
March	23,740	
April	24,902	
May	24,905	
June	24,905	

QUALITY

	Quantity	Base Number	Contract	AT	Region	England
% of FP17s for the same patient ID Re-attending within 3 months - Children	41	1,050	3.9%	9.8%	11.4%	11.6%
% of FP17s for the same patient ID Re-attending within 3 months - Adults	213	2,521	8.4%	14.7%	15.0%	15.5%
% of FP17s for the same patient ID Re-attending between 3 & 9 months - Children	403	1,050	38.4%	52.8%	59.9%	58.8%
% of FP17s for the same patient ID Re-attending between 3 & 9 months - Adults	964	2,521	38.2%	48.0%	52.0%	51.1%
% of FP17s for Band 1 Urgent Courses	284	3,112	9.1%	8.0%	8.0%	9.0%
% of FP17s Relating to Free Repair or Replacements	19	3,112	0.6%	0.7%	0.8%	0.8%
% of FP17s Relating to Continuations	26	3,112	0.8%	0.8%	0.9%	0.9%
% of Patients satisfied with the dentistry they have received	2	4	N/A	92.8%	93.5%	93.3%
% of Patients satisfied with the time they had to wait for an appointment	3	4	N/A	89.7%	89.1%	88.9%

* This is based on patients treated on this contract for their most recent course of treatment. Figures in italics indicate the base number of FP17s or Patient Questionnaire responses are less than 100. N/A is shown where the base number of responses is less than 10 during the period. % is calculated as Quantity/Base number*100

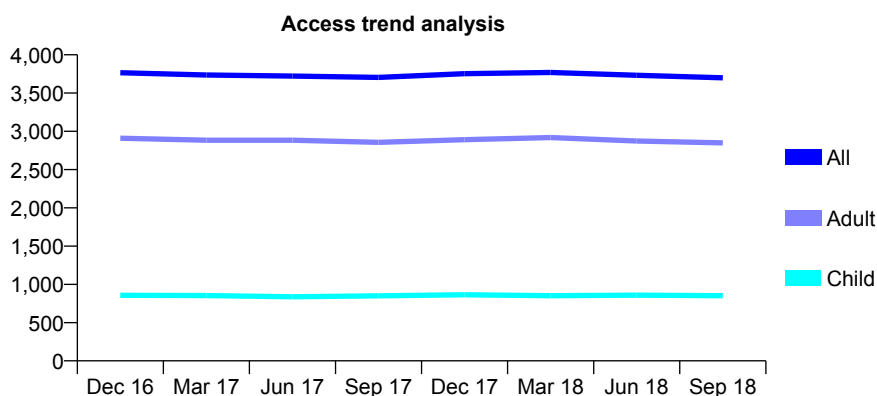
Q54 - Vital Signs At a Glance Contract Report for 325708/0007 - September 2018

Name or company name	Balbir S Bhandal, Amrik S Bhandal & Baljit
Contract type name	GDS Contract
Purpose of contract	General
Contract start date	01/04/2006
Contract end date	

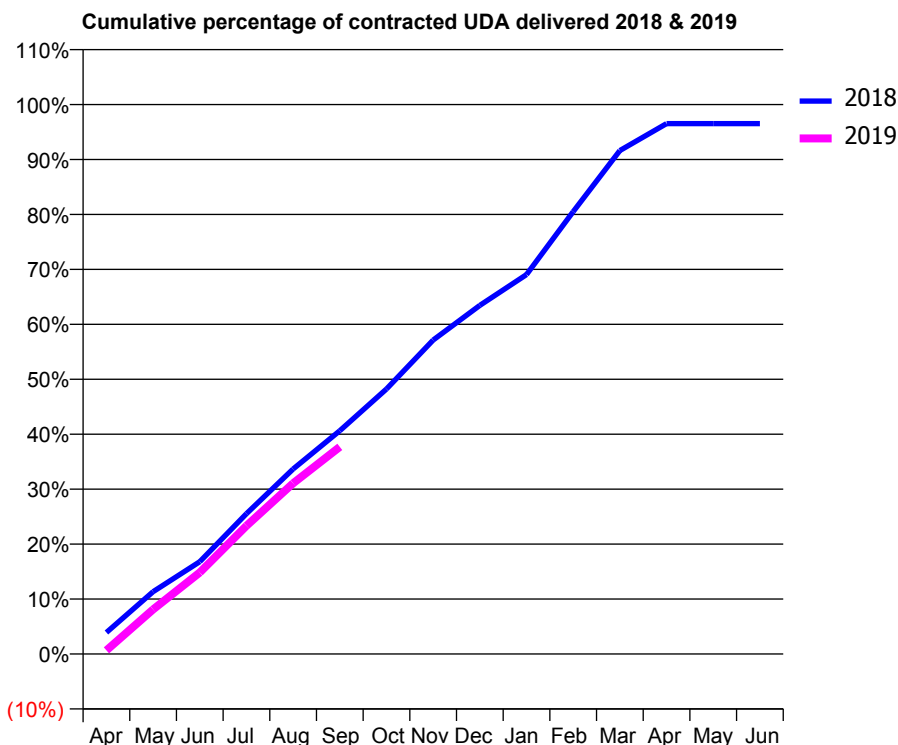
18/19 Contracted general activity (UDA)	14,484
Carry forward general activity (UDA)	504
18/19 Contracted orthodontic activity (UOA)	0
Carry forward orthodontic activity (UOA)	0
Baseline contract value	£420,722.81

ACCESS*

Patients seen in 24 months	Total	Change since previous quarter
Quarter ending September 2017	3,705	
Quarter ending December 2017	3,754	→
Quarter ending March 2018	3,769	→
Quarter ending June 2018	3,732	→
Quarter ending September 2018	3,700	→
Variance since September 2017	(0.1%)	→



ACTIVITY



Month	Adjusted Scheduled Activity (UDA)	
	2018	2019
April	569	96
May	1,642	1,176
June	2,432	2,149
July	3,699	3,379
August	4,876	4,500
September	5,884	5,460
October	6,987	
November	8,274	
December	9,191	
January	10,002	
February	11,661	
March	13,270	
April	13,979	
May	13,979	
June	13,979	

QUALITY

	Quantity	Base Number	Contract	AT	Region	England
% of FP17s for the same patient ID Re-attending within 3 months - Children	17	552	3.1%	9.8%	11.4%	11.6%
% of FP17s for the same patient ID Re-attending within 3 months - Adults	256	1,865	13.7%	14.7%	15.0%	15.5%
% of FP17s for the same patient ID Re-attending between 3 & 9 months - Children	294	552	53.3%	52.8%	59.9%	58.8%
% of FP17s for the same patient ID Re-attending between 3 & 9 months - Adults	1,007	1,865	54.0%	48.0%	52.0%	51.1%
% of FP17s for Band 1 Urgent Courses	80	2,216	3.6%	8.0%	8.0%	9.0%
% of FP17s Relating to Free Repair or Replacements	5	2,216	0.2%	0.7%	0.8%	0.8%
% of FP17s Relating to Continuations	13	2,216	0.6%	0.8%	0.9%	0.9%
% of Patients satisfied with the dentistry they have received	1	1	N/A	92.8%	93.5%	93.3%
% of Patients satisfied with the time they had to wait for an appointment	1	1	N/A	89.7%	89.1%	88.9%

* This is based on patients treated on this contract for their most recent course of treatment. Figures in italics indicate the base number of FP17s or Patient Questionnaire responses are less than 100. N/A is shown where the base number of responses is less than 10 during the period. % is calculated as Quantity/Base number*100

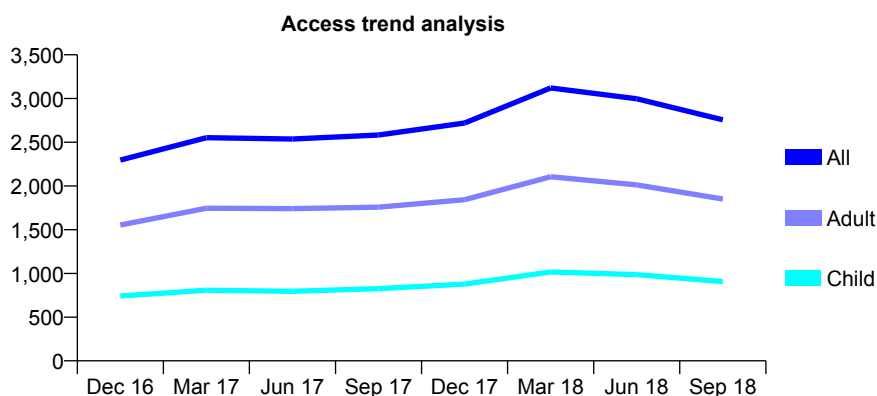
Q54 - Vital Signs At a Glance Contract Report for 325708/0008 - September 2018

Name or company name	Balbir S Bhandal, Amrik S Bhandal & Baljit
Contract type name	GDS Contract
Purpose of contract	General
Contract start date	01/04/2006
Contract end date	

18/19 Contracted general activity (UDA)	7,249
Carry forward general activity (UDA)	-62
18/19 Contracted orthodontic activity (UOA)	0
Carry forward orthodontic activity (UOA)	0
Baseline contract value	£182,935.67

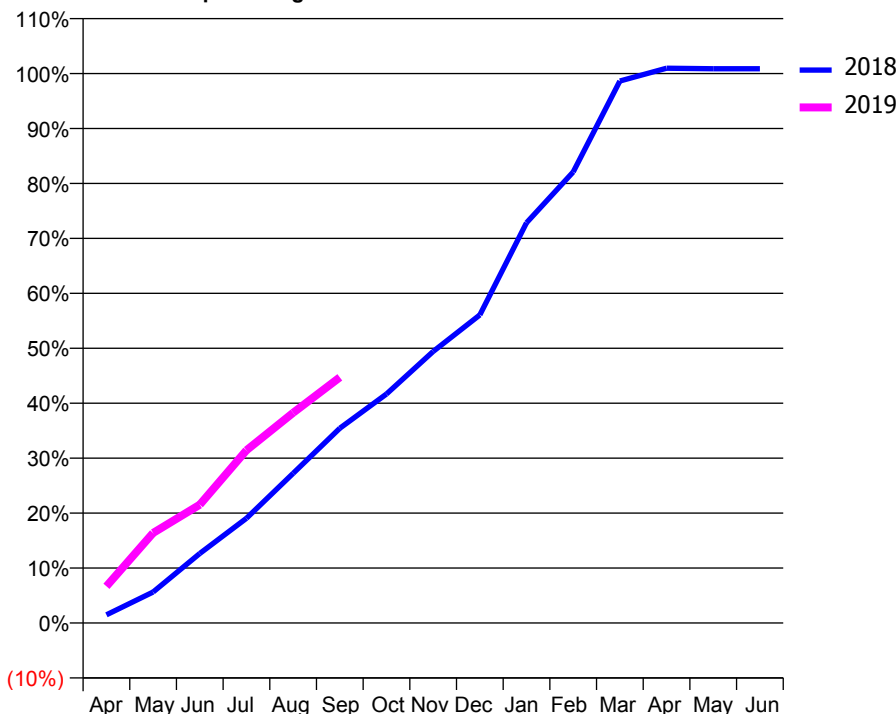
ACCESS*

Patients seen in 24 months	Total	Change since previous quarter
Quarter ending September 2017	2,583	
Quarter ending December 2017	2,720	↑
Quarter ending March 2018	3,121	↑
Quarter ending June 2018	2,998	↓
Quarter ending September 2018	2,756	↓
Variance since September 2017	6.7%	↑



ACTIVITY

Cumulative percentage of contracted UDA delivered 2018 & 2019



Adjusted Scheduled Activity (UDA)

Month	2018	2019
April	109	485
May	410	1,189
June	918	1,561
July	1,381	2,279
August	1,974	2,773
September	2,569	3,241
October	3,022	
November	3,583	
December	4,064	
January	5,279	
February	5,949	
March	7,150	
April	7,320	
May	7,313	
June	7,312	

QUALITY

	Quantity	Base Number	Contract	AT	Region	England
% of FP17s for the same patient ID Re-attending within 3 months - Children	17	436	3.9%	9.8%	11.4%	11.6%
% of FP17s for the same patient ID Re-attending within 3 months - Adults	30	784	3.8%	14.7%	15.0%	15.5%
% of FP17s for the same patient ID Re-attending between 3 & 9 months - Children	146	436	33.5%	52.8%	59.9%	58.8%
% of FP17s for the same patient ID Re-attending between 3 & 9 months - Adults	306	784	39.0%	48.0%	52.0%	51.1%
% of FP17s for Band 1 Urgent Courses	20	1,159	1.7%	8.0%	8.0%	9.0%
% of FP17s Relating to Free Repair or Replacements	10	1,159	0.9%	0.7%	0.8%	0.8%
% of FP17s Relating to Continuations	1	1,159	0.1%	0.8%	0.9%	0.9%
% of Patients satisfied with the dentistry they have received	0	0	N/A	92.8%	93.5%	93.3%
% of Patients satisfied with the time they had to wait for an appointment	0	0	N/A	89.7%	89.1%	88.9%

* This is based on patients treated on this contract for their most recent course of treatment. Figures in italics indicate the base number of FP17s or Patient Questionnaire responses are less than 100. N/A is shown where the base number of responses is less than 10 during the period. % is calculated as Quantity/Base number*100

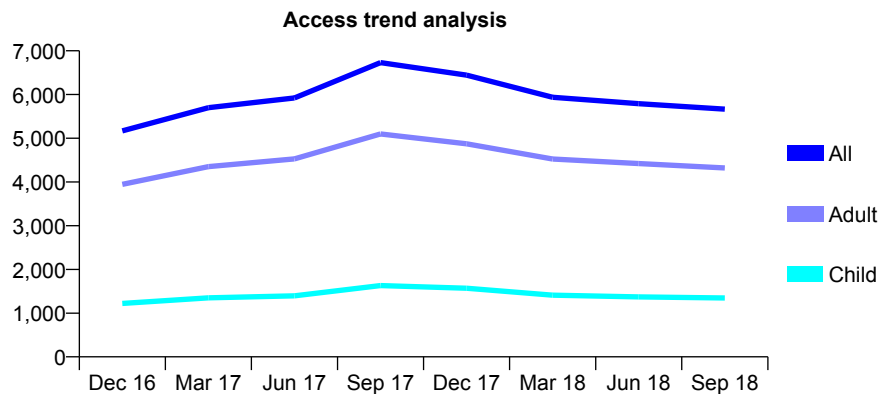
Q54 - Vital Signs At a Glance Contract Report for 325708/0009 - September 2018

Name or company name	Balbir S Bhandal, Amrik S Bhandal & Baljit
Contract type name	GDS Contract
Purpose of contract	General
Contract start date	01/04/2006
Contract end date	

18/19 Contracted general activity (UDA)	19,521
Carry forward general activity (UDA)	-289
18/19 Contracted orthodontic activity (UOA)	0
Carry forward orthodontic activity (UOA)	0
Baseline contract value	£484,756.56

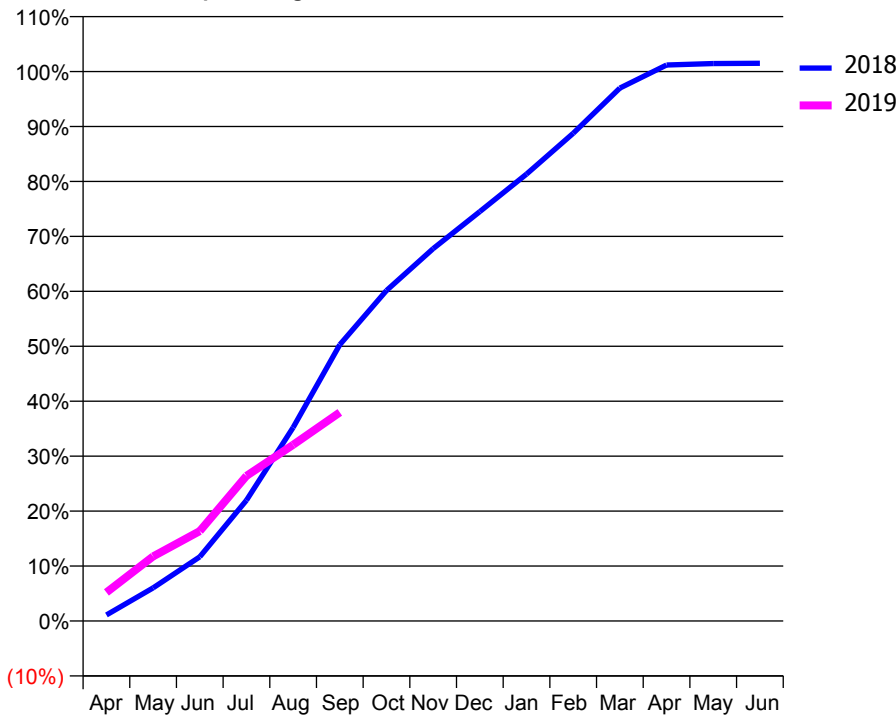
ACCESS*

Patients seen in 24 months	Total	Change since previous quarter
Quarter ending September 2017	6,729	
Quarter ending December 2017	6,442	↓
Quarter ending March 2018	5,936	↓
Quarter ending June 2018	5,792	↓
Quarter ending September 2018	5,667	↓
Variance since September 2017	(15.8%)	↓



ACTIVITY

Cumulative percentage of contracted UDA delivered 2018 & 2019



Month	Adjusted Scheduled Activity (UDA)	
	2018	2019
April	213	1,017
May	1,179	2,296
June	2,279	3,194
July	4,288	5,154
August	6,877	6,262
September	9,818	7,413
October	11,743	
November	13,228	
December	14,543	
January	15,876	
February	17,326	
March	18,931	
April	19,751	
May	19,806	
June	19,811	

QUALITY

	Quantity	Base Number	Contract	AT	Region	England
% of FP17s for the same patient ID Re-attending within 3 months - Children	55	739	7.4%	9.8%	11.4%	11.6%
% of FP17s for the same patient ID Re-attending within 3 months - Adults	330	2,383	13.8%	14.7%	15.0%	15.5%
% of FP17s for the same patient ID Re-attending between 3 & 9 months - Children	380	739	51.4%	52.8%	59.9%	58.8%
% of FP17s for the same patient ID Re-attending between 3 & 9 months - Adults	1,225	2,383	51.4%	48.0%	52.0%	51.1%
% of FP17s for Band 1 Urgent Courses	282	2,818	10.0%	8.0%	8.0%	9.0%
% of FP17s Relating to Free Repair or Replacements	27	2,818	1.0%	0.7%	0.8%	0.8%
% of FP17s Relating to Continuations	12	2,818	0.4%	0.8%	0.9%	0.9%
% of Patients satisfied with the dentistry they have received	2	2	N/A	92.8%	93.5%	93.3%
% of Patients satisfied with the time they had to wait for an appointment	2	2	N/A	89.7%	89.1%	88.9%

* This is based on patients treated on this contract for their most recent course of treatment. Figures in italics indicate the base number of FP17s or Patient Questionnaire responses are less than 100. N/A is shown where the base number of responses is less than 10 during the period. % is calculated as Quantity/Base number*100

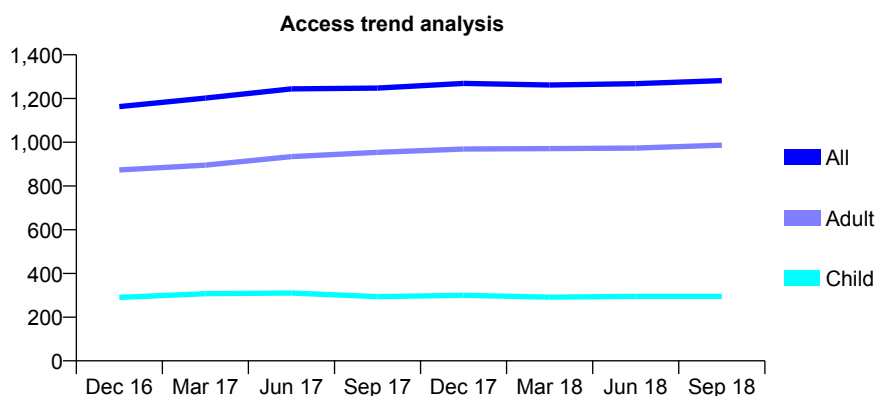
Q54 - Vital Signs At a Glance Contract Report for 325708/0012 - September 2018

Name or company name	Balbir S Bhandal, Amrik S Bhandal & Baljit
Contract type name	GDS Contract
Purpose of contract	General
Contract start date	01/04/2006
Contract end date	

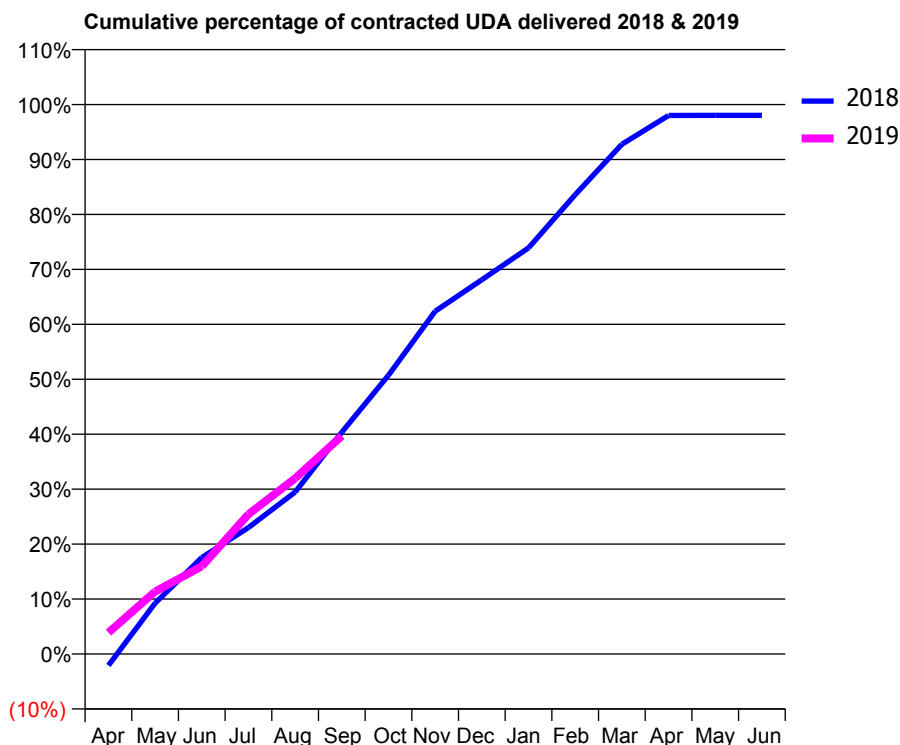
18/19 Contracted general activity (UDA)	3,593
Carry forward general activity (UDA)	70
18/19 Contracted orthodontic activity (UOA)	0
Carry forward orthodontic activity (UOA)	0
Baseline contract value	£101,813.56

ACCESS*

Patients seen in 24 months	Total	Change since previous quarter
Quarter ending September 2017	1,248	
Quarter ending December 2017	1,269	→
Quarter ending March 2018	1,262	→
Quarter ending June 2018	1,268	→
Quarter ending September 2018	1,282	→
Variance since September 2017	2.7%	↑



ACTIVITY



Month	Adjusted Scheduled Activity (UDA)	
	2018	2019
April	-75	140
May	333	408
June	631	574
July	827	915
August	1,059	1,149
September	1,450	1,426
October	1,823	
November	2,241	
December	2,447	
January	2,655	
February	3,003	
March	3,333	
April	3,521	
May	3,522	
June	3,522	

QUALITY

	Quantity	Base Number	Contract	AT	Region	England
% of FP17s for the same patient ID Re-attending within 3 months - Children	4	184	2.2%	9.8%	11.4%	11.6%
% of FP17s for the same patient ID Re-attending within 3 months - Adults	18	469	3.8%	14.7%	15.0%	15.5%
% of FP17s for the same patient ID Re-attending between 3 & 9 months - Children	94	184	51.1%	52.8%	59.9%	58.8%
% of FP17s for the same patient ID Re-attending between 3 & 9 months - Adults	193	469	41.2%	48.0%	52.0%	51.1%
% of FP17s for Band 1 Urgent Courses	42	575	7.3%	8.0%	8.0%	9.0%
% of FP17s Relating to Free Repair or Replacements	2	575	0.3%	0.7%	0.8%	0.8%
% of FP17s Relating to Continuations	5	575	0.9%	0.8%	0.9%	0.9%
% of Patients satisfied with the dentistry they have received	0	0	N/A	92.8%	93.5%	93.3%
% of Patients satisfied with the time they had to wait for an appointment	0	0	N/A	89.7%	89.1%	88.9%

* This is based on patients treated on this contract for their most recent course of treatment. Figures in italics indicate the base number of FP17s or Patient Questionnaire responses are less than 100. N/A is shown where the base number of responses is less than 10 during the period. % is calculated as Quantity/Base number*100

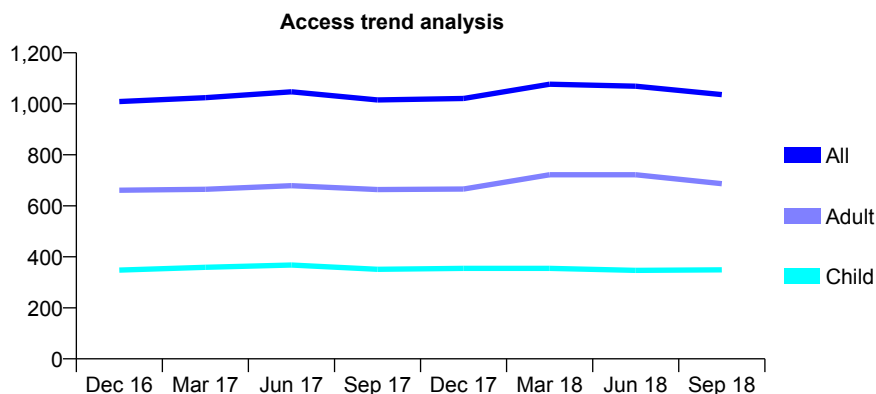
Q54 - Vital Signs At a Glance Contract Report for 325708/0013 - September 2018

Name or company name	Balbir S Bhandal, Amrik S Bhandal & Baljit
Contract type name	GDS Contract
Purpose of contract	General
Contract start date	01/04/2006
Contract end date	

18/19 Contracted general activity (UDA)	3,124
Carry forward general activity (UDA)	82
18/19 Contracted orthodontic activity (UOA)	0
Carry forward orthodontic activity (UOA)	0
Baseline contract value	£73,534.42

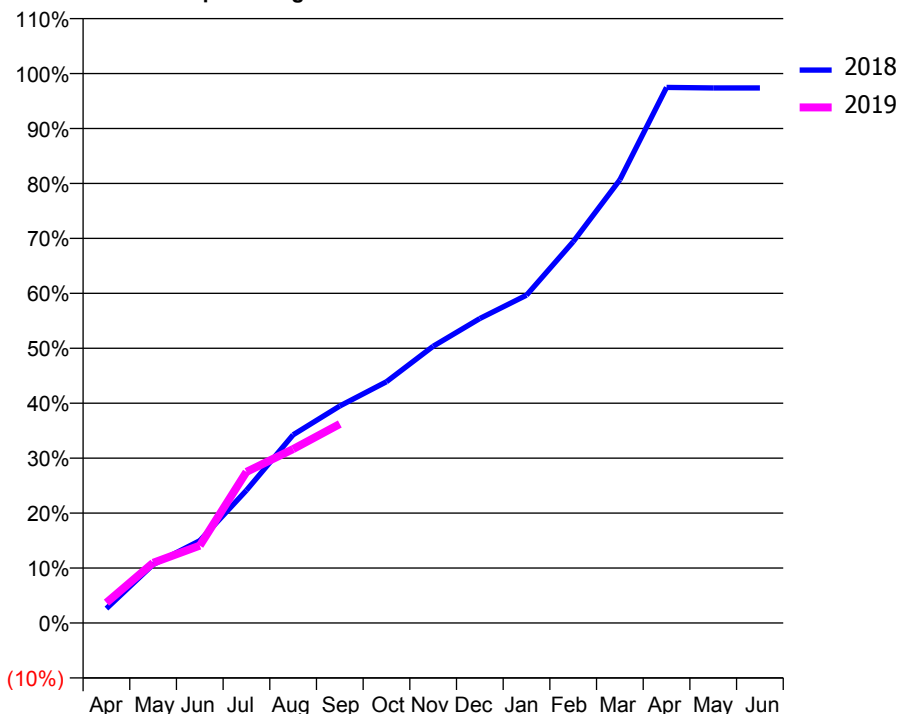
ACCESS*

Patients seen in 24 months	Total	Change since previous quarter
Quarter ending September 2017	1,015	
Quarter ending December 2017	1,021	→
Quarter ending March 2018	1,077	↑
Quarter ending June 2018	1,069	→
Quarter ending September 2018	1,036	↓
Variance since September 2017	2.1%	↑



ACTIVITY

Cumulative percentage of contracted UDA delivered 2018 & 2019



Adjusted Scheduled Activity (UDA)

Month	2018	2019
April	82	115
May	333	342
June	468	440
July	755	859
August	1,070	989
September	1,234	1,132
October	1,372	
November	1,573	
December	1,731	
January	1,864	
February	2,168	
March	2,520	
April	3,045	
May	3,042	
June	3,042	

QUALITY

	Quantity	Base Number	Contract	AT	Region	England
% of FP17s for the same patient ID Re-attending within 3 months - Children	5	174	2.9%	9.8%	11.4%	11.6%
% of FP17s for the same patient ID Re-attending within 3 months - Adults	22	374	5.9%	14.7%	15.0%	15.5%
% of FP17s for the same patient ID Re-attending between 3 & 9 months - Children	46	174	26.4%	52.8%	59.9%	58.8%
% of FP17s for the same patient ID Re-attending between 3 & 9 months - Adults	92	374	24.6%	48.0%	52.0%	51.1%
% of FP17s for Band 1 Urgent Courses	14	382	3.7%	8.0%	8.0%	9.0%
% of FP17s Relating to Free Repair or Replacements	0	382	0.0%	0.7%	0.8%	0.8%
% of FP17s Relating to Continuations	0	382	0.0%	0.8%	0.9%	0.9%
% of Patients satisfied with the dentistry they have received	2	2	N/A	92.8%	93.5%	93.3%
% of Patients satisfied with the time they had to wait for an appointment	1	2	N/A	89.7%	89.1%	88.9%

* This is based on patients treated on this contract for their most recent course of treatment. Figures in italics indicate the base number of FP17s or Patient Questionnaire responses are less than 100. N/A is shown where the base number of responses is less than 10 during the period. % is calculated as Quantity/Base number*100

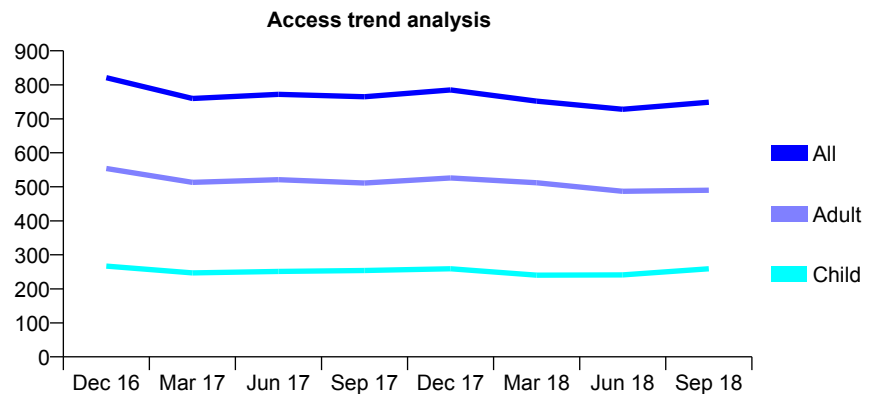
Q54 - Vital Signs At a Glance Contract Report for 325708/0015 - September 2018

Name or company name	Balbir S Bhandal, Amrik S Bhandal & Baljit
Contract type name	GDS Contract
Purpose of contract	General
Contract start date	01/04/2006
Contract end date	

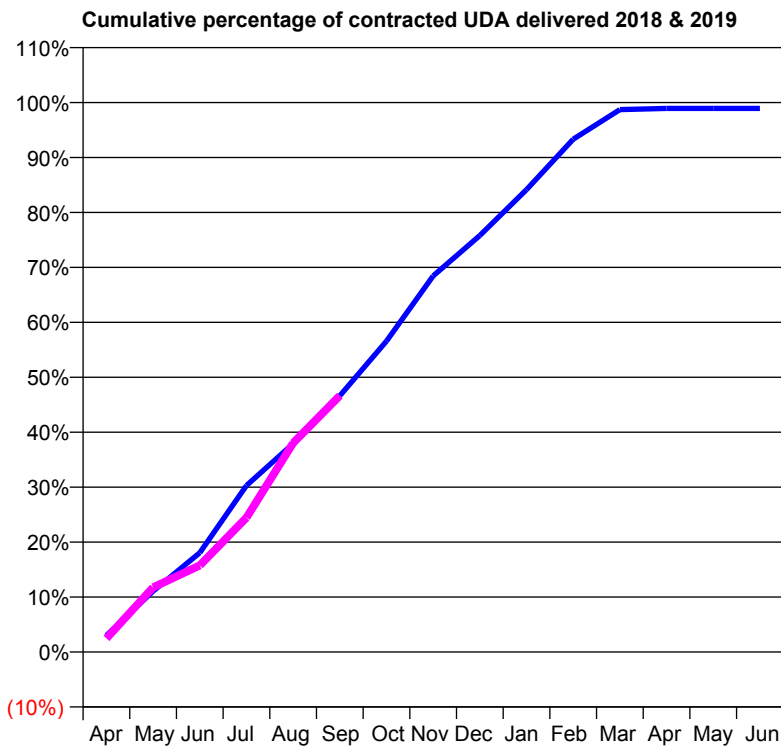
18/19 Contracted general activity (UDA)	1,930
Carry forward general activity (UDA)	20
18/19 Contracted orthodontic activity (UOA)	0
Carry forward orthodontic activity (UOA)	0
Baseline contract value	£51,306.89

ACCESS*

Patients seen in 24 months	Total	Change since previous quarter
Quarter ending September 2017	765	
Quarter ending December 2017	785	↑
Quarter ending March 2018	752	↓
Quarter ending June 2018	728	↓
Quarter ending September 2018	749	↑
Variance since September 2017	(2.1%)	↓



ACTIVITY



Month	Adjusted Scheduled Activity (UDA)	
	2018	2019
April	58	48
May	214	227
June	349	304
July	585	472
August	732	734
September	900	901
October	1,092	
November	1,321	
December	1,463	
January	1,624	
February	1,801	
March	1,905	
April	1,909	
May	1,909	
June	1,909	

QUALITY

	Quantity	Base Number	Contract	AT	Region	England
% of FP17s for the same patient ID Re-attending within 3 months - Children	1	133	0.8%	9.8%	11.4%	11.6%
% of FP17s for the same patient ID Re-attending within 3 months - Adults	0	239	0.0%	14.7%	15.0%	15.5%
% of FP17s for the same patient ID Re-attending between 3 & 9 months - Children	33	133	24.8%	52.8%	59.9%	58.8%
% of FP17s for the same patient ID Re-attending between 3 & 9 months - Adults	91	239	38.1%	48.0%	52.0%	51.1%
% of FP17s for Band 1 Urgent Courses	3	370	0.8%	8.0%	8.0%	9.0%
% of FP17s Relating to Free Repair or Replacements	0	370	0.0%	0.7%	0.8%	0.8%
% of FP17s Relating to Continuations	0	370	0.0%	0.8%	0.9%	0.9%
% of Patients satisfied with the dentistry they have received	0	0	N/A	92.8%	93.5%	93.3%
% of Patients satisfied with the time they had to wait for an appointment	0	0	N/A	89.7%	89.1%	88.9%

* This is based on patients treated on this contract for their most recent course of treatment. Figures in italics indicate the base number of FP17s or Patient Questionnaire responses are less than 100. N/A is shown where the base number of responses is less than 10 during the period. % is calculated as Quantity/Base number*100

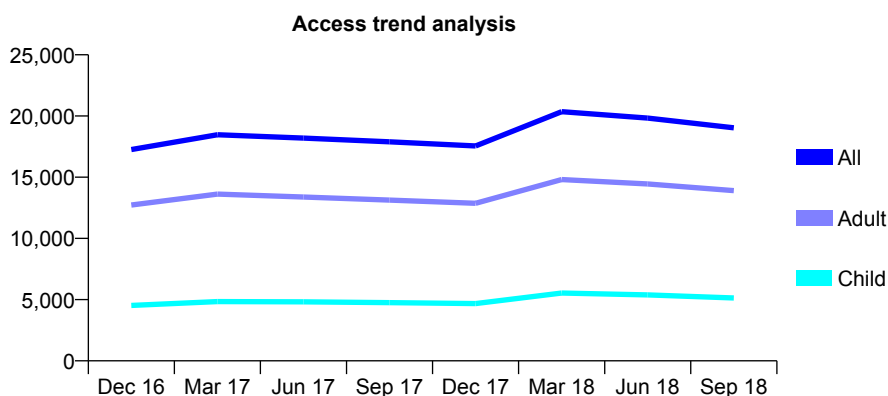
Q54 - Vital Signs At a Glance Contract Report for 325708/0016 - September 2018

Name or company name	Balbir S Bhandal, Amrik S Bhandal & Baljit
Contract type name	GDS Contract
Purpose of contract	General and Orthodontic
Contract start date	01/04/2006
Contract end date	

18/19 Contracted general activity (UDA)	57,385
Carry forward general activity (UDA)	-584
18/19 Contracted orthodontic activity (UOA)	5,152
Carry forward orthodontic activity (UOA)	97
Baseline contract value	£1,869,239.20

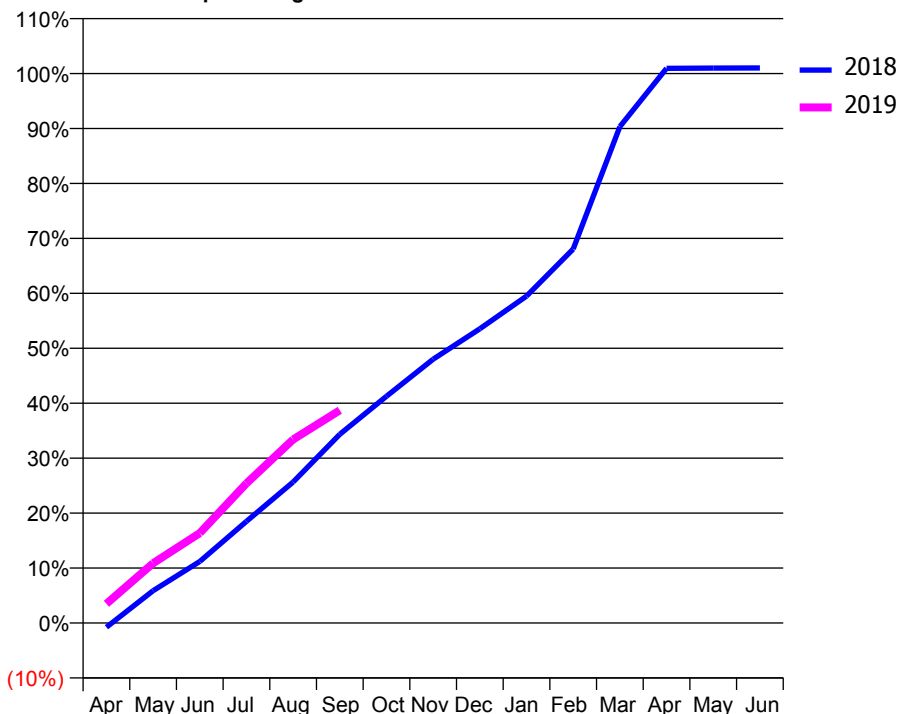
ACCESS*

Patients seen in 24 months	Total	Change since previous quarter
Quarter ending September 2017	17,896	
Quarter ending December 2017	17,555	↓
Quarter ending March 2018	20,351	↑
Quarter ending June 2018	19,834	↓
Quarter ending September 2018	19,041	↓
Variance since September 2017	6.4%	↑



ACTIVITY

Cumulative percentage of contracted UDA delivered 2018 & 2019



Month	Adjusted Scheduled Activity (UDA)	
	2018	2019
April	-448	2,009
May	3,374	6,242
June	6,433	9,396
July	10,622	14,590
August	14,730	19,174
September	19,715	22,213
October	23,685	
November	27,549	
December	30,721	
January	34,132	
February	39,052	
March	51,842	
April	57,917	
May	57,954	
June	57,969	

QUALITY

	Quantity	Base Number	Contract	AT	Region	England
% of FP17s for the same patient ID Re-attending within 3 months - Children	195	3,263	6.0%	9.8%	11.4%	11.6%
% of FP17s for the same patient ID Re-attending within 3 months - Adults	714	6,982	10.2%	14.7%	15.0%	15.5%
% of FP17s for the same patient ID Re-attending between 3 & 9 months - Children	1,209	3,263	37.1%	52.8%	59.9%	58.8%
% of FP17s for the same patient ID Re-attending between 3 & 9 months - Adults	2,271	6,982	32.5%	48.0%	52.0%	51.1%
% of FP17s for Band 1 Urgent Courses	968	8,037	12.0%	8.0%	8.0%	9.0%
% of FP17s Relating to Free Repair or Replacements	83	8,037	1.0%	0.7%	0.8%	0.8%
% of FP17s Relating to Continuations	44	8,037	0.5%	0.8%	0.9%	0.9%
% of Patients satisfied with the dentistry they have received	11	11	100.0%	92.8%	93.5%	93.3%
% of Patients satisfied with the time they had to wait for an appointment	10	11	90.9%	89.7%	89.1%	88.9%

* This is based on patients treated on this contract for their most recent course of treatment. Figures in italics indicate the base number of FP17s or Patient Questionnaire responses are less than 100. N/A is shown where the base number of responses is less than 10 during the period. % is calculated as Quantity/Base number*100

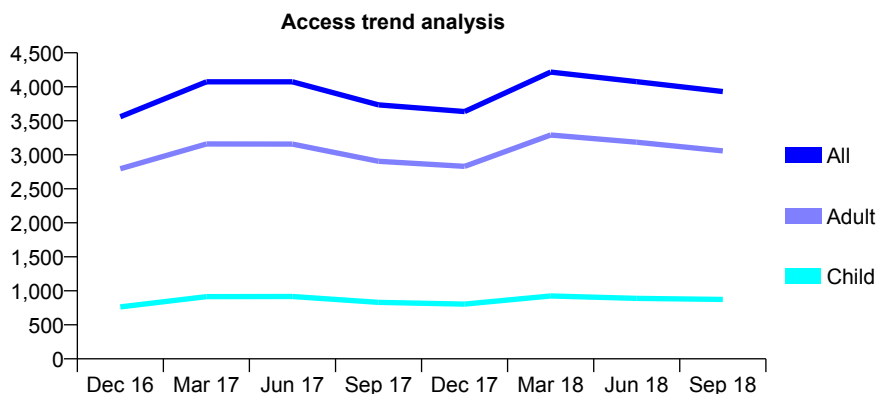
Q54 - Vital Signs At a Glance Contract Report for 325708/0017 - September 2018

Name or company name	Balbir S Bhandal, Amrik S Bhandal & Baljit
Contract type name	GDS Contract
Purpose of contract	General
Contract start date	01/04/2006
Contract end date	

18/19 Contracted general activity (UDA)	11,857
Carry forward general activity (UDA)	-227
18/19 Contracted orthodontic activity (UOA)	0
Carry forward orthodontic activity (UOA)	0
Baseline contract value	£268,942.22

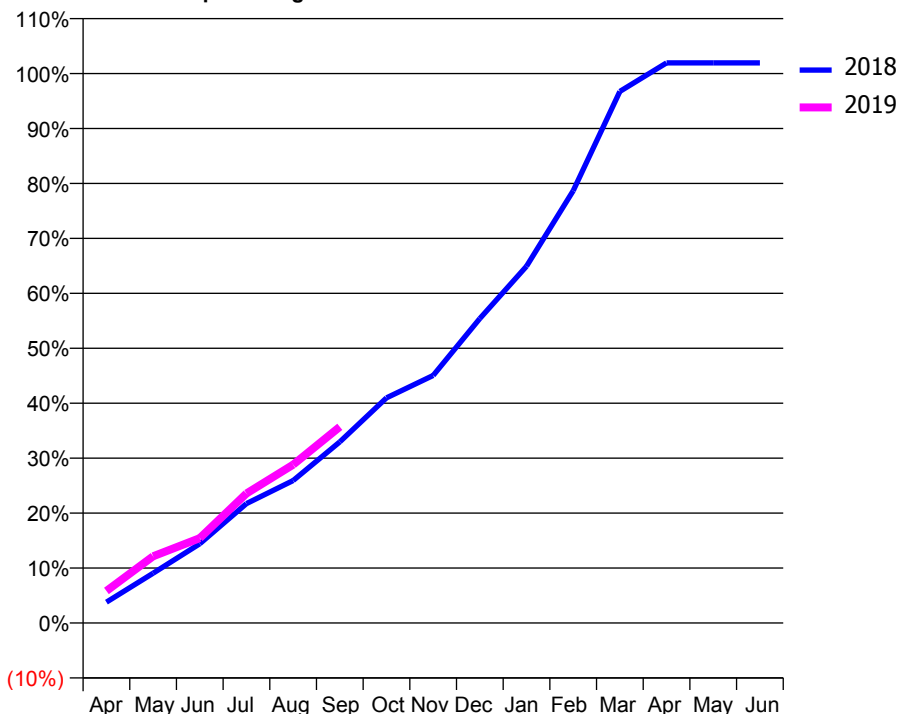
ACCESS*

Patients seen in 24 months	Total	Change since previous quarter
Quarter ending September 2017	3,735	
Quarter ending December 2017	3,636	↓
Quarter ending March 2018	4,217	↑
Quarter ending June 2018	4,075	↓
Quarter ending September 2018	3,931	↓
Variance since September 2017	5.2%	↑



ACTIVITY

Cumulative percentage of contracted UDA delivered 2018 & 2019



Month	Adjusted Scheduled Activity (UDA)	
	2018	2019
April	450	692
May	1,076	1,441
June	1,710	1,833
July	2,577	2,795
August	3,075	3,417
September	3,908	4,233
October	4,859	
November	5,343	
December	6,570	
January	7,698	
February	9,327	
March	11,470	
April	12,085	
May	12,085	
June	12,085	

QUALITY

	Quantity	Base Number	Contract	AT	Region	England
% of FP17s for the same patient ID Re-attending within 3 months - Children	18	511	3.5%	9.8%	11.4%	11.6%
% of FP17s for the same patient ID Re-attending within 3 months - Adults	129	1,665	7.7%	14.7%	15.0%	15.5%
% of FP17s for the same patient ID Re-attending between 3 & 9 months - Children	201	511	39.3%	52.8%	59.9%	58.8%
% of FP17s for the same patient ID Re-attending between 3 & 9 months - Adults	771	1,665	46.3%	48.0%	52.0%	51.1%
% of FP17s for Band 1 Urgent Courses	82	1,901	4.3%	8.0%	8.0%	9.0%
% of FP17s Relating to Free Repair or Replacements	13	1,901	0.7%	0.7%	0.8%	0.8%
% of FP17s Relating to Continuations	10	1,901	0.5%	0.8%	0.9%	0.9%
% of Patients satisfied with the dentistry they have received	4	5	N/A	92.8%	93.5%	93.3%
% of Patients satisfied with the time they had to wait for an appointment	5	5	N/A	89.7%	89.1%	88.9%

* This is based on patients treated on this contract for their most recent course of treatment. Figures in italics indicate the base number of FP17s or Patient Questionnaire responses are less than 100. N/A is shown where the base number of responses is less than 10 during the period. % is calculated as Quantity/Base number*100

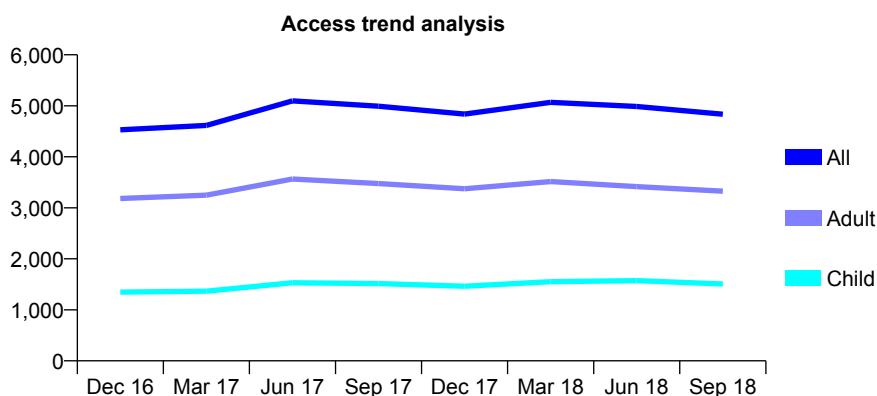
Q54 - Vital Signs At a Glance Contract Report for 325708/0018 - September 2018

Name or company name	Balbir S Bhandal, Amrik S Bhandal & Baljit
Contract type name	GDS Contract
Purpose of contract	General and Orthodontic
Contract start date	01/04/2006
Contract end date	

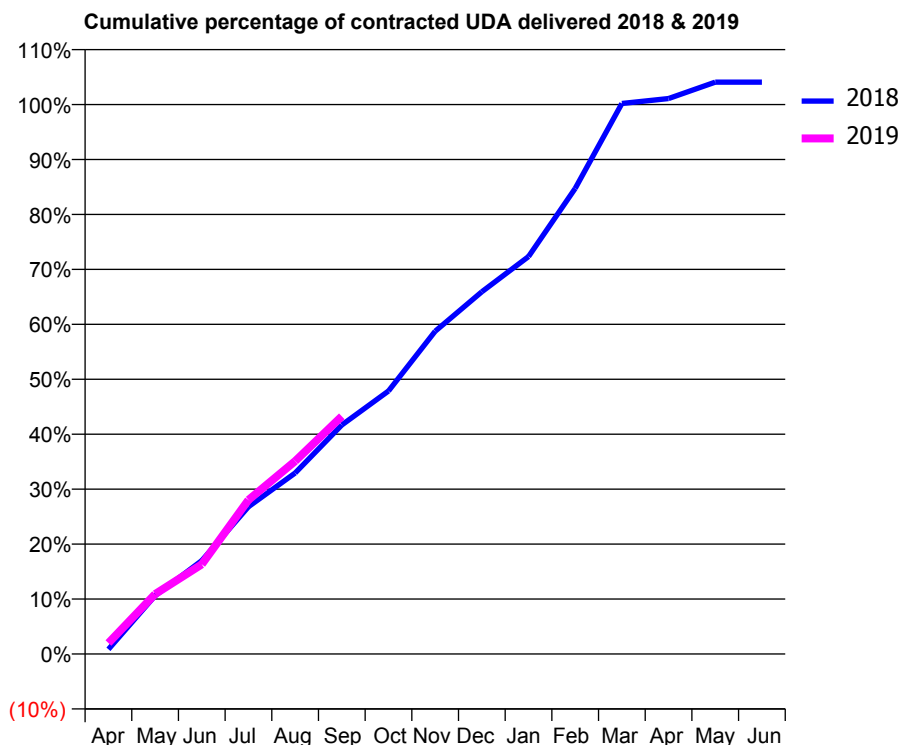
18/19 Contracted general activity (UDA)	13,769
Carry forward general activity (UDA)	-275
18/19 Contracted orthodontic activity (UOA)	172
Carry forward orthodontic activity (UOA)	0
Baseline contract value	£321,377.29

ACCESS*

Patients seen in 24 months	Total	Change since previous quarter
Quarter ending September 2017	4,991	
Quarter ending December 2017	4,837	↓
Quarter ending March 2018	5,067	↑
Quarter ending June 2018	4,987	↓
Quarter ending September 2018	4,835	↓
Variance since September 2017	(3.1%)	↓



ACTIVITY



Month	Adjusted Scheduled Activity (UDA)	
	2018	2019
April	118	275
May	1,460	1,501
June	2,341	2,246
July	3,690	3,861
August	4,536	4,835
September	5,739	5,955
October	6,592	
November	8,087	
December	9,078	
January	9,960	
February	11,665	
March	13,796	
April	13,917	
May	14,330	
June	14,330	

QUALITY

	Quantity	Base Number	Contract	AT	Region	England
% of FP17s for the same patient ID Re-attending within 3 months - Children	48	862	5.6%	9.8%	11.4%	11.6%
% of FP17s for the same patient ID Re-attending within 3 months - Adults	168	1,614	10.4%	14.7%	15.0%	15.5%
% of FP17s for the same patient ID Re-attending between 3 & 9 months - Children	392	862	45.5%	52.8%	59.9%	58.8%
% of FP17s for the same patient ID Re-attending between 3 & 9 months - Adults	634	1,614	39.3%	48.0%	52.0%	51.1%
% of FP17s for Band 1 Urgent Courses	168	2,262	7.4%	8.0%	8.0%	9.0%
% of FP17s Relating to Free Repair or Replacements	17	2,262	0.8%	0.7%	0.8%	0.8%
% of FP17s Relating to Continuations	12	2,262	0.5%	0.8%	0.9%	0.9%
% of Patients satisfied with the dentistry they have received	1	1	N/A	92.8%	93.5%	93.3%
% of Patients satisfied with the time they had to wait for an appointment	1	1	N/A	89.7%	89.1%	88.9%

* This is based on patients treated on this contract for their most recent course of treatment. Figures in italics indicate the base number of FP17s or Patient Questionnaire responses are less than 100. N/A is shown where the base number of responses is less than 10 during the period. % is calculated as Quantity/Base number*100

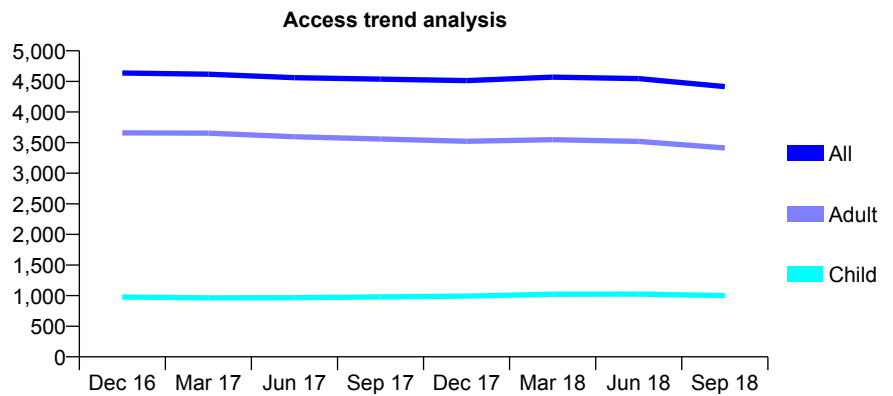
Q54 - Vital Signs At a Glance Contract Report for 325708/0023 - September 2018

Name or company name	Balbir S Bhandal, Amrik S Bhandal & Baljit
Contract type name	GDS Contract
Purpose of contract	General
Contract start date	02/01/2008
Contract end date	

18/19 Contracted general activity (UDA)	13,357
Carry forward general activity (UDA)	80
18/19 Contracted orthodontic activity (UOA)	0
Carry forward orthodontic activity (UOA)	0
Baseline contract value	£321,114.80

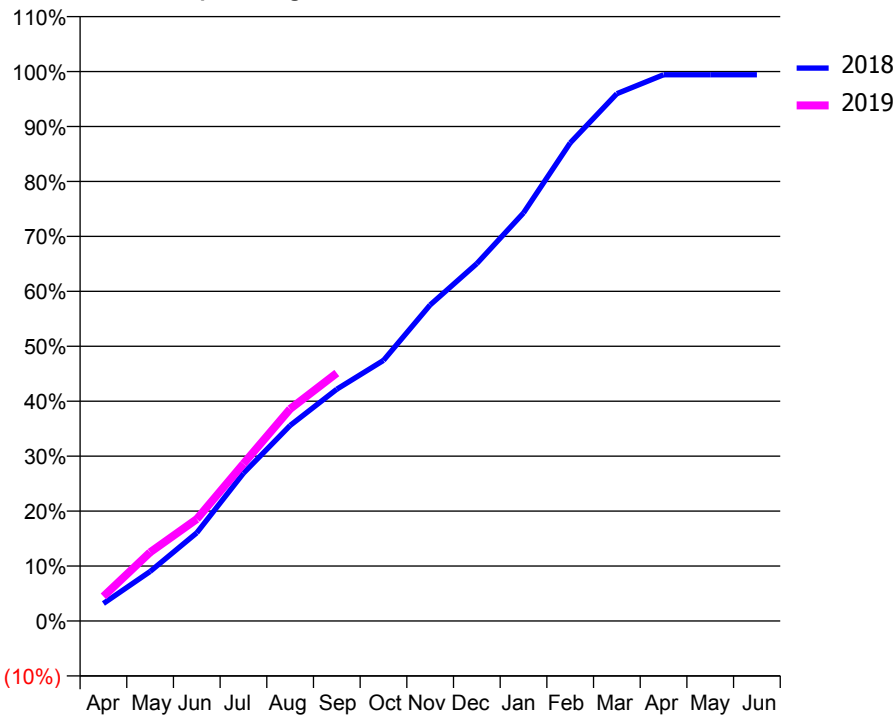
ACCESS*

Patients seen in 24 months	Total	Change since previous quarter
Quarter ending September 2017	4,538	
Quarter ending December 2017	4,514	→
Quarter ending March 2018	4,569	→
Quarter ending June 2018	4,546	→
Quarter ending September 2018	4,414	↓
Variance since September 2017	(2.7%)	↓



ACTIVITY

Cumulative percentage of contracted UDA delivered 2018 & 2019



Month	Adjusted Scheduled Activity (UDA)	
	2018	2019
April	425	597
May	1,203	1,671
June	2,145	2,477
July	3,592	3,824
August	4,754	5,157
September	5,635	6,028
October	6,337	
November	7,682	
December	8,688	
January	9,920	
February	11,621	
March	12,819	
April	13,277	
May	13,277	
June	13,277	

QUALITY

	Quantity	Base Number	Contract	AT	Region	England
% of FP17s for the same patient ID Re-attending within 3 months - Children	41	569	7.2%	9.8%	11.4%	11.6%
% of FP17s for the same patient ID Re-attending within 3 months - Adults	258	2,130	12.1%	14.7%	15.0%	15.5%
% of FP17s for the same patient ID Re-attending between 3 & 9 months - Children	238	569	41.8%	52.8%	59.9%	58.8%
% of FP17s for the same patient ID Re-attending between 3 & 9 months - Adults	1,175	2,130	55.2%	48.0%	52.0%	51.1%
% of FP17s for Band 1 Urgent Courses	135	2,546	5.3%	8.0%	8.0%	9.0%
% of FP17s Relating to Free Repair or Replacements	15	2,546	0.6%	0.7%	0.8%	0.8%
% of FP17s Relating to Continuations	40	2,546	1.6%	0.8%	0.9%	0.9%
% of Patients satisfied with the dentistry they have received	1	1	N/A	92.8%	93.5%	93.3%
% of Patients satisfied with the time they had to wait for an appointment	1	1	N/A	89.7%	89.1%	88.9%

* This is based on patients treated on this contract for their most recent course of treatment. Figures in italics indicate the base number of FP17s or Patient Questionnaire responses are less than 100. N/A is shown where the base number of responses is less than 10 during the period. % is calculated as Quantity/Base number*100

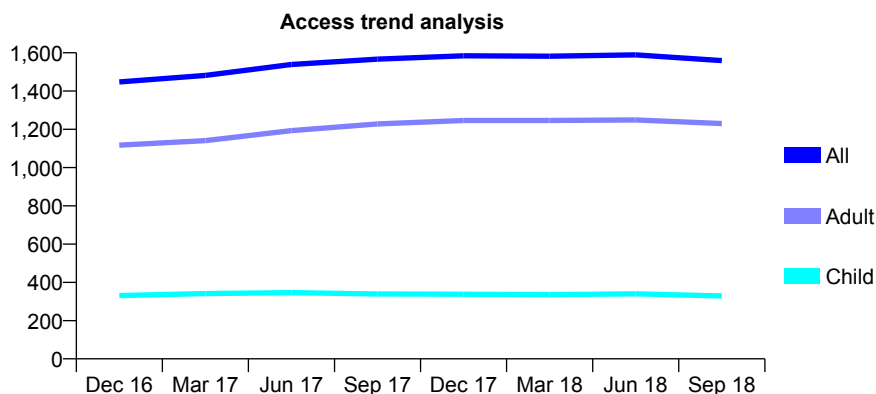
Q54 - Vital Signs At a Glance Contract Report for 326496/0001 - September 2018

Name or company name	MR D MAHGEREFTEH
Contract type name	GDS Contract
Purpose of contract	General
Contract start date	01/04/2006
Contract end date	

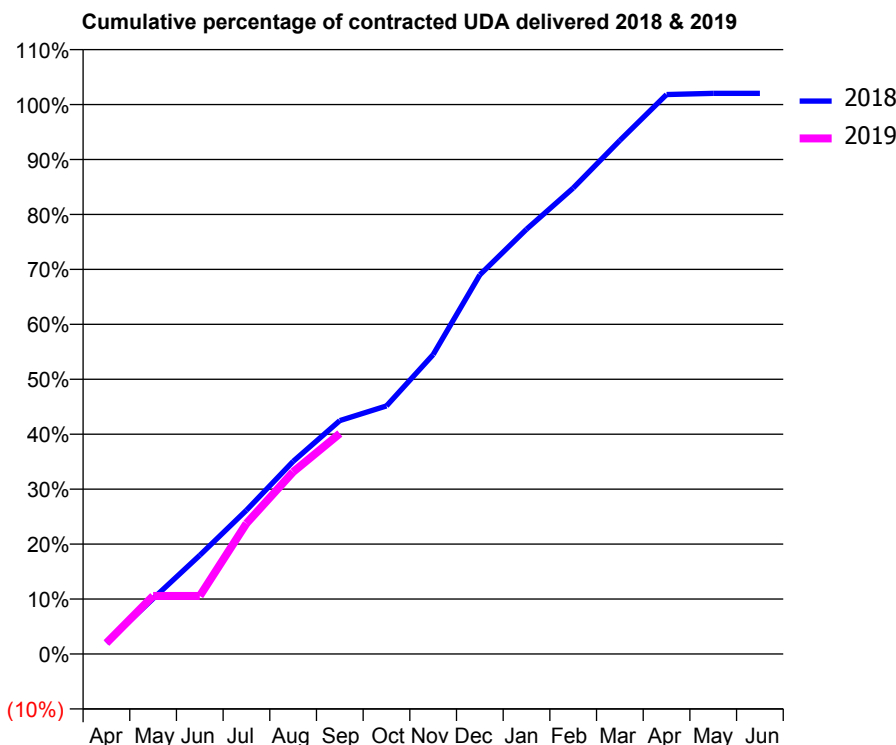
18/19 Contracted general activity (UDA)	7,433
Carry forward general activity (UDA)	-148
18/19 Contracted orthodontic activity (UOA)	0
Carry forward orthodontic activity (UOA)	0
Baseline contract value	£233,103.20

ACCESS*

Patients seen in 24 months	Total	Change since previous quarter
Quarter ending September 2017	1,567	
Quarter ending December 2017	1,584	→
Quarter ending March 2018	1,582	→
Quarter ending June 2018	1,589	→
Quarter ending September 2018	1,559	↓
Variance since September 2017	(0.5%)	→



ACTIVITY



Month	Adjusted Scheduled Activity (UDA)	
	2018	2019
April	149	148
May	750	786
June	1,336	786
July	1,945	1,767
August	2,606	2,462
September	3,158	2,982
October	3,355	
November	4,051	
December	5,129	
January	5,745	
February	6,304	
March	6,947	
April	7,568	
May	7,585	
June	7,585	

QUALITY

	Quantity	Base Number	Contract	AT	Region	England
% of FP17s for the same patient ID Re-attending within 3 months - Children	25	269	9.3%	9.8%	11.4%	11.6%
% of FP17s for the same patient ID Re-attending within 3 months - Adults	160	912	17.5%	14.7%	15.0%	15.5%
% of FP17s for the same patient ID Re-attending between 3 & 9 months - Children	167	269	62.1%	52.8%	59.9%	58.8%
% of FP17s for the same patient ID Re-attending between 3 & 9 months - Adults	550	912	60.3%	48.0%	52.0%	51.1%
% of FP17s for Band 1 Urgent Courses	60	954	6.3%	8.0%	8.0%	9.0%
% of FP17s Relating to Free Repair or Replacements	25	954	2.6%	0.7%	0.8%	0.8%
% of FP17s Relating to Continuations	19	954	2.0%	0.8%	0.9%	0.9%
% of Patients satisfied with the dentistry they have received	5	5	N/A	92.8%	93.5%	93.3%
% of Patients satisfied with the time they had to wait for an appointment	5	5	N/A	89.7%	89.1%	88.9%

* This is based on patients treated on this contract for their most recent course of treatment. Figures in italics indicate the base number of FP17s or Patient Questionnaire responses are less than 100. N/A is shown where the base number of responses is less than 10 during the period. % is calculated as Quantity/Base number*100

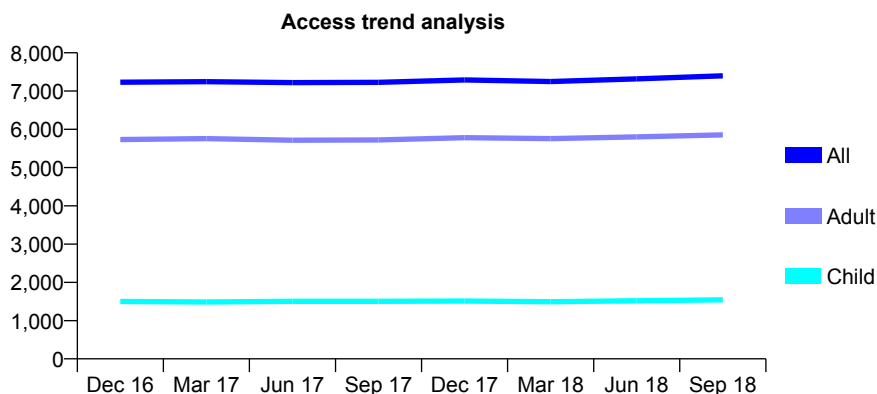
Q54 - Vital Signs At a Glance Contract Report for 326666/0002 - September 2018

Name or company name	Cadbury Dental Practice
Contract type name	GDS Contract
Purpose of contract	General
Contract start date	01/04/2006
Contract end date	

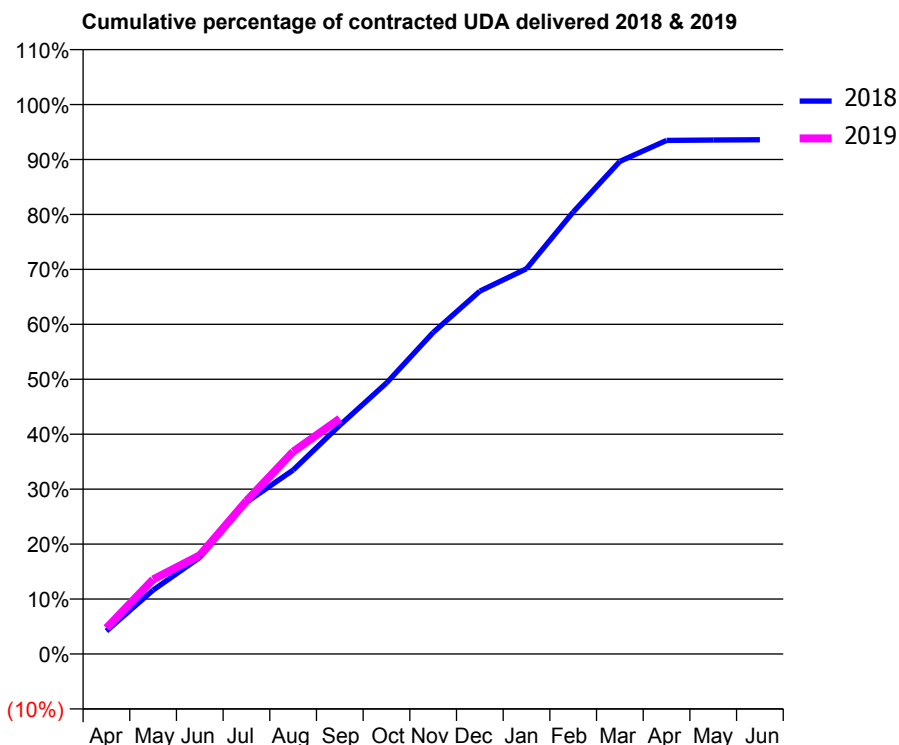
18/19 Contracted general activity (UDA)	16,970
Carry forward general activity (UDA)	0
18/19 Contracted orthodontic activity (UOA)	0
Carry forward orthodontic activity (UOA)	0
Baseline contract value	£442,328.57

ACCESS*

Patients seen in 24 months	Total	Change since previous quarter
Quarter ending September 2017	7,227	
Quarter ending December 2017	7,292	→
Quarter ending March 2018	7,249	→
Quarter ending June 2018	7,320	→
Quarter ending September 2018	7,397	→
Variance since September 2017	2.4%	↑



ACTIVITY



Month	Adjusted Scheduled Activity (UDA)	
	2018	2019
April	709	799
May	1,974	2,303
June	2,986	3,049
July	4,687	4,728
August	5,683	6,248
September	7,063	7,272
October	8,370	
November	9,930	
December	11,206	
January	11,900	
February	13,648	
March	15,213	
April	15,859	
May	15,874	
June	15,879	

QUALITY

	Quantity	Base Number	Contract	AT	Region	England
% of FP17s for the same patient ID Re-attending within 3 months - Children	46	1,109	4.1%	9.8%	11.4%	11.6%
% of FP17s for the same patient ID Re-attending within 3 months - Adults	325	3,061	10.6%	14.7%	15.0%	15.5%
% of FP17s for the same patient ID Re-attending between 3 & 9 months - Children	517	1,109	46.6%	52.8%	59.9%	58.8%
% of FP17s for the same patient ID Re-attending between 3 & 9 months - Adults	1,042	3,061	34.0%	48.0%	52.0%	51.1%
% of FP17s for Band 1 Urgent Courses	248	3,691	6.7%	8.0%	8.0%	9.0%
% of FP17s Relating to Free Repair or Replacements	35	3,691	0.9%	0.7%	0.8%	0.8%
% of FP17s Relating to Continuations	58	3,691	1.6%	0.8%	0.9%	0.9%
% of Patients satisfied with the dentistry they have received	4	4	N/A	92.8%	93.5%	93.3%
% of Patients satisfied with the time they had to wait for an appointment	4	4	N/A	89.7%	89.1%	88.9%

* This is based on patients treated on this contract for their most recent course of treatment. Figures in italics indicate the base number of FP17s or Patient Questionnaire responses are less than 100. N/A is shown where the base number of responses is less than 10 during the period. % is calculated as Quantity/Base number*100

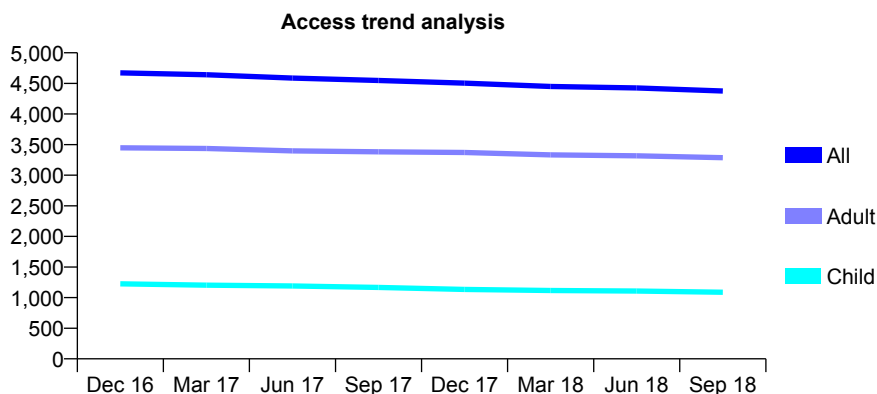
Q54 - Vital Signs At a Glance Contract Report for 327875/0001 - September 2018

Name or company name	MISS S MOSEDALE
Contract type name	GDS Contract
Purpose of contract	General
Contract start date	01/04/2006
Contract end date	

18/19 Contracted general activity (UDA)	16,997
Carry forward general activity (UDA)	0
18/19 Contracted orthodontic activity (UOA)	0
Carry forward orthodontic activity (UOA)	0
Baseline contract value	£377,788.00

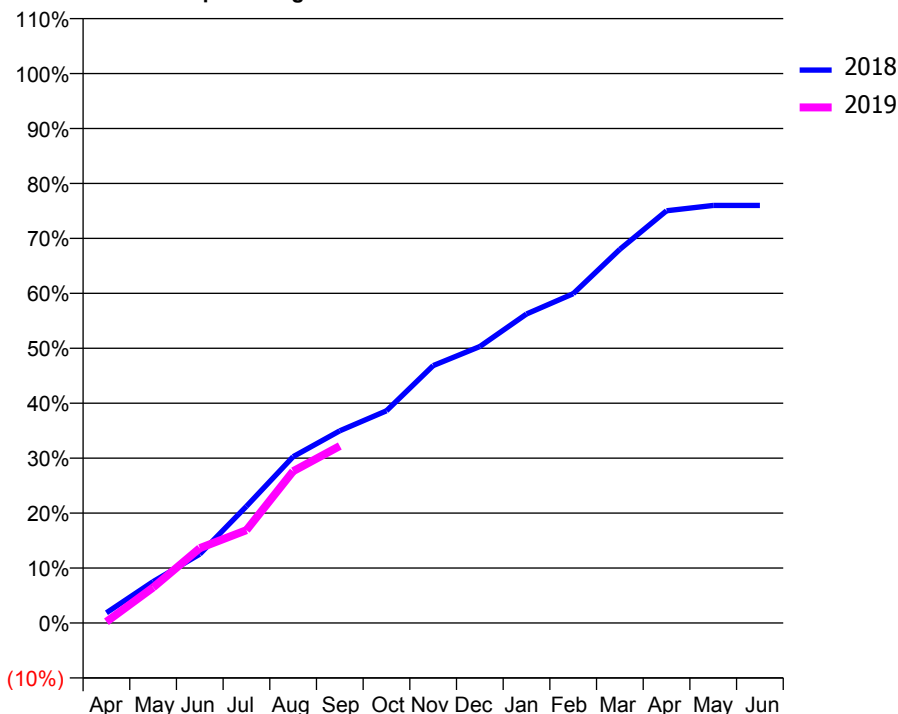
ACCESS*

Patients seen in 24 months	Total	Change since previous quarter
Quarter ending September 2017	4,548	
Quarter ending December 2017	4,505	→
Quarter ending March 2018	4,450	↓
Quarter ending June 2018	4,426	→
Quarter ending September 2018	4,375	↓
Variance since September 2017	(3.8%)	↓



ACTIVITY

Cumulative percentage of contracted UDA delivered 2018 & 2019



Month	Adjusted Scheduled Activity (UDA)	
	2018	2019
April	315	38
May	1,281	1,098
June	2,131	2,315
July	3,612	2,871
August	5,147	4,696
September	5,945	5,475
October	6,565	
November	7,964	
December	8,553	
January	9,560	
February	10,186	
March	11,561	
April	12,750	
May	12,915	
June	12,916	

QUALITY

	Quantity	Base Number	Contract	AT	Region	England
% of FP17s for the same patient ID Re-attending within 3 months - Children	57	934	6.1%	9.8%	11.4%	11.6%
% of FP17s for the same patient ID Re-attending within 3 months - Adults	389	2,700	14.4%	14.7%	15.0%	15.5%
% of FP17s for the same patient ID Re-attending between 3 & 9 months - Children	635	934	68.0%	52.8%	59.9%	58.8%
% of FP17s for the same patient ID Re-attending between 3 & 9 months - Adults	1,664	2,700	61.6%	48.0%	52.0%	51.1%
% of FP17s for Band 1 Urgent Courses	199	2,977	6.7%	8.0%	8.0%	9.0%
% of FP17s Relating to Free Repair or Replacements	39	2,977	1.3%	0.7%	0.8%	0.8%
% of FP17s Relating to Continuations	23	2,977	0.8%	0.8%	0.9%	0.9%
% of Patients satisfied with the dentistry they have received	2	2	N/A	92.8%	93.5%	93.3%
% of Patients satisfied with the time they had to wait for an appointment	2	2	N/A	89.7%	89.1%	88.9%

* This is based on patients treated on this contract for their most recent course of treatment. Figures in italics indicate the base number of FP17s or Patient Questionnaire responses are less than 100. N/A is shown where the base number of responses is less than 10 during the period. % is calculated as Quantity/Base number*100

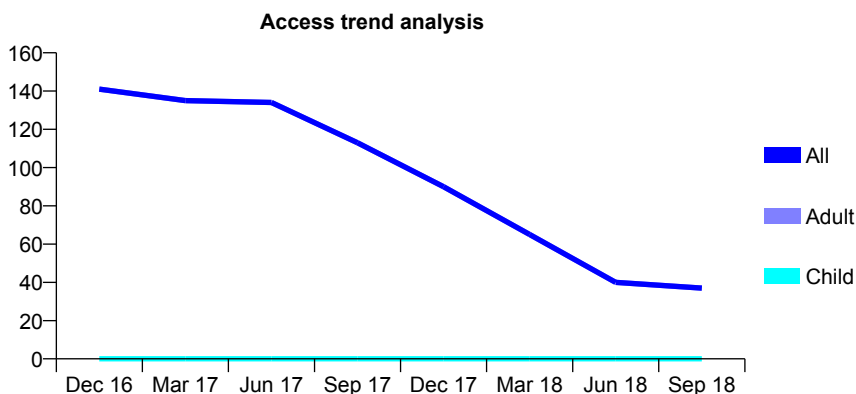
Q54 - Vital Signs At a Glance Contract Report for 328944/0001 - September 2018

Name or company name	MR P TANGRI
Contract type name	PDS Contract
Purpose of contract	General
Contract start date	01/04/2006
Contract end date	17/03/2026

18/19 Contracted general activity (UDA)	165
Carry forward general activity (UDA)	0
18/19 Contracted orthodontic activity (UOA)	0
Carry forward orthodontic activity (UOA)	0
Baseline contract value	£7,411.80

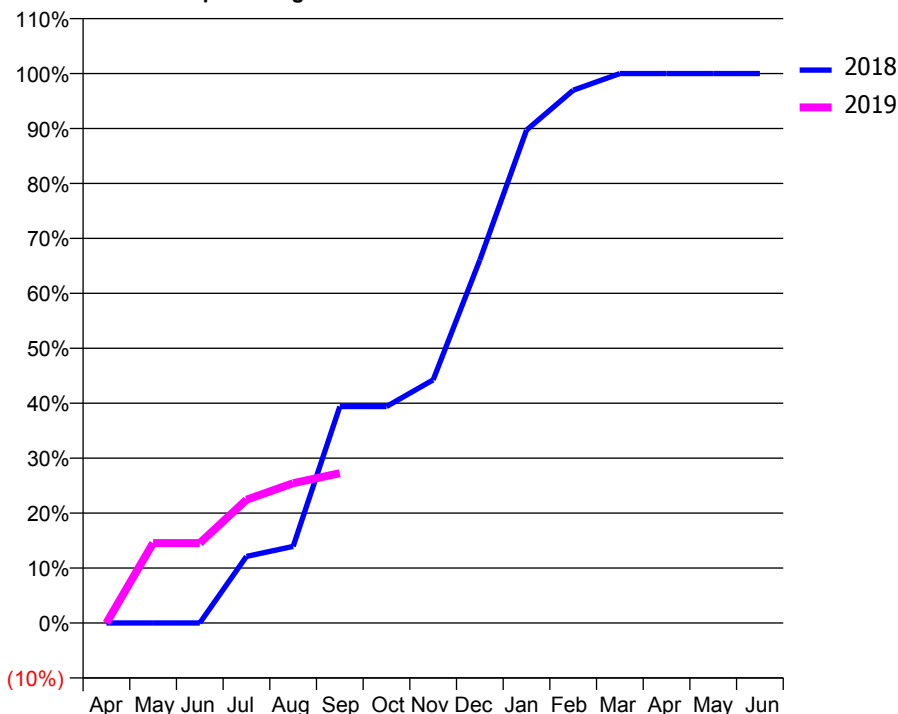
ACCESS*

Patients seen in 24 months	Total	Change since previous quarter
Quarter ending September 2017	113	
Quarter ending December 2017	90	↓
Quarter ending March 2018	65	↓
Quarter ending June 2018	40	↓
Quarter ending September 2018	37	↓
Variance since September 2017	(67.3%)	↓



ACTIVITY

Cumulative percentage of contracted UDA delivered 2018 & 2019



Month	Adjusted Scheduled Activity (UDA)	
	2018	2019
April	0	0
May	0	24
June	0	24
July	20	37
August	23	42
September	65	45
October	65	
November	73	
December	109	
January	148	
February	160	
March	165	
April	165	
May	165	
June	165	

QUALITY

	Quantity	Base Number	Contract	AT	Region	England
% of FP17s for the same patient ID Re-attending within 3 months - Children	0	0	N/A	9.8%	11.4%	11.6%
% of FP17s for the same patient ID Re-attending within 3 months - Adults	0	11	0.0%	14.7%	15.0%	15.5%
% of FP17s for the same patient ID Re-attending between 3 & 9 months - Children	0	0	N/A	52.8%	59.9%	58.8%
% of FP17s for the same patient ID Re-attending between 3 & 9 months - Adults	0	11	0.0%	48.0%	52.0%	51.1%
% of FP17s for Band 1 Urgent Courses	0	11	0.0%	8.0%	8.0%	9.0%
% of FP17s Relating to Free Repair or Replacements	0	11	0.0%	0.7%	0.8%	0.8%
% of FP17s Relating to Continuations	0	11	0.0%	0.8%	0.9%	0.9%
% of Patients satisfied with the dentistry they have received	0	0	N/A	92.8%	93.5%	93.3%
% of Patients satisfied with the time they had to wait for an appointment	0	0	N/A	89.7%	89.1%	88.9%

* This is based on patients treated on this contract for their most recent course of treatment. Figures in italics indicate the base number of FP17s or Patient Questionnaire responses are less than 100. N/A is shown where the base number of responses is less than 10 during the period. % is calculated as Quantity/Base number*100

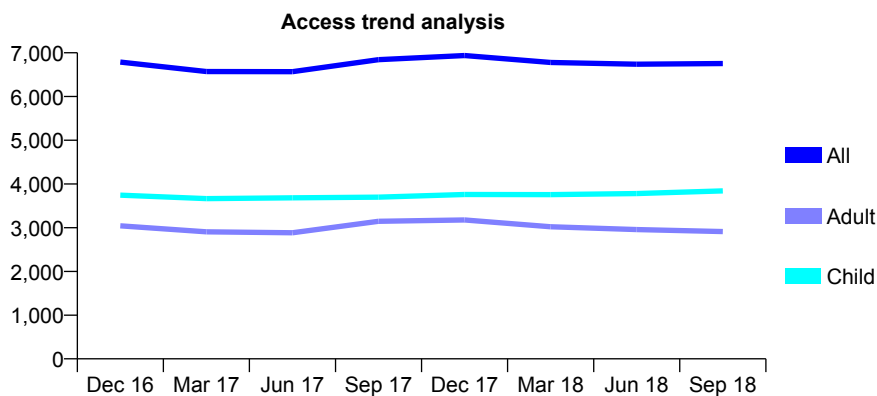
Q54 - Vital Signs At a Glance Contract Report for 328944/0002 - September 2018

Name or company name	MR P TANGRI
Contract type name	GDS Contract
Purpose of contract	General and Orthodontic
Contract start date	01/04/2006
Contract end date	

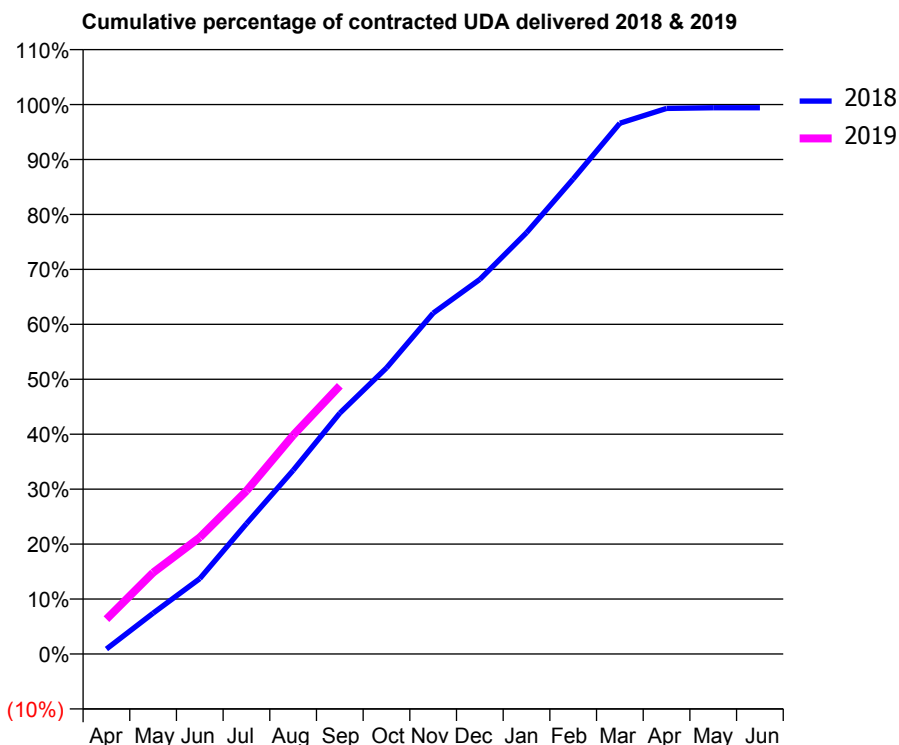
18/19 Contracted general activity (UDA)	14,197
Carry forward general activity (UDA)	82
18/19 Contracted orthodontic activity (UOA)	22
Carry forward orthodontic activity (UOA)	0
Baseline contract value	£328,616.34

ACCESS*

Patients seen in 24 months	Total	Change since previous quarter
Quarter ending September 2017	6,842	
Quarter ending December 2017	6,936	→
Quarter ending March 2018	6,778	↓
Quarter ending June 2018	6,740	→
Quarter ending September 2018	6,755	→
Variance since September 2017	(1.3%)	↓



ACTIVITY



Month	Adjusted Scheduled Activity (UDA)	
	2018	2019
April	130	900
May	1,056	2,102
June	1,948	3,013
July	3,368	4,217
August	4,744	5,653
September	6,224	6,931
October	7,391	
November	8,807	
December	9,679	
January	10,885	
February	12,272	
March	13,715	
April	14,095	
May	14,114	
June	14,114	

QUALITY

	Quantity	Base Number	Contract	AT	Region	England
% of FP17s for the same patient ID Re-attending within 3 months - Children	341	3,165	10.8%	9.8%	11.4%	11.6%
% of FP17s for the same patient ID Re-attending within 3 months - Adults	204	1,853	11.0%	14.7%	15.0%	15.5%
% of FP17s for the same patient ID Re-attending between 3 & 9 months - Children	1,134	3,165	35.8%	52.8%	59.9%	58.8%
% of FP17s for the same patient ID Re-attending between 3 & 9 months - Adults	230	1,853	12.4%	48.0%	52.0%	51.1%
% of FP17s for Band 1 Urgent Courses	2,247	4,737	47.4%	8.0%	8.0%	9.0%
% of FP17s Relating to Free Repair or Replacements	4	4,737	0.1%	0.7%	0.8%	0.8%
% of FP17s Relating to Continuations	1	4,737	0.0%	0.8%	0.9%	0.9%
% of Patients satisfied with the dentistry they have received	3	3	N/A	92.8%	93.5%	93.3%
% of Patients satisfied with the time they had to wait for an appointment	3	3	N/A	89.7%	89.1%	88.9%

* This is based on patients treated on this contract for their most recent course of treatment. Figures in italics indicate the base number of FP17s or Patient Questionnaire responses are less than 100. N/A is shown where the base number of responses is less than 10 during the period. % is calculated as Quantity/Base number*100

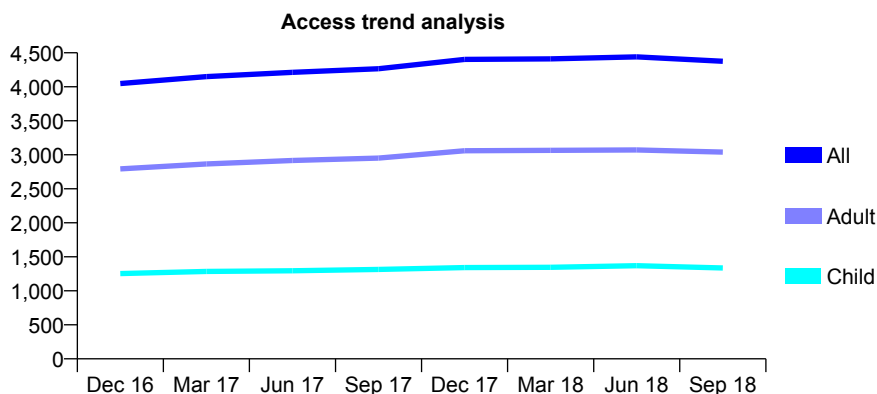
Q54 - Vital Signs At a Glance Contract Report for 330485/0002 - September 2018

Name or company name	MR I AZMAT
Contract type name	GDS Contract
Purpose of contract	General
Contract start date	01/04/2006
Contract end date	

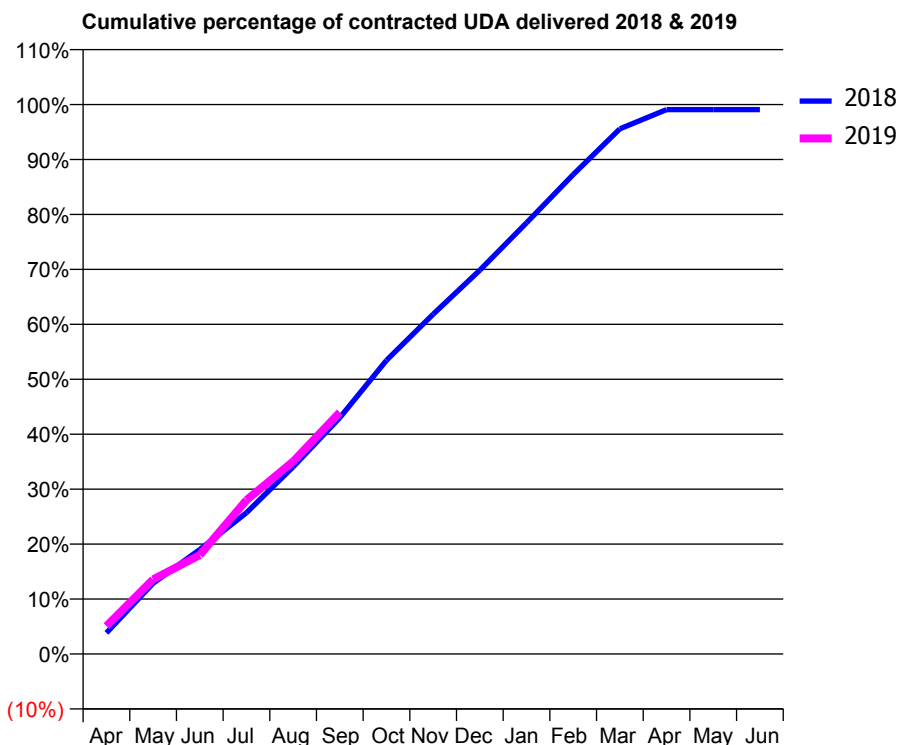
18/19 Contracted general activity (UDA)	10,775
Carry forward general activity (UDA)	101
18/19 Contracted orthodontic activity (UOA)	0
Carry forward orthodontic activity (UOA)	0
Baseline contract value	£226,524.56

ACCESS*

Patients seen in 24 months	Total	Change since previous quarter
Quarter ending September 2017	4,266	
Quarter ending December 2017	4,403	↑
Quarter ending March 2018	4,411	→
Quarter ending June 2018	4,440	→
Quarter ending September 2018	4,376	↓
Variance since September 2017	2.6%	↑



ACTIVITY



Month	Adjusted Scheduled Activity (UDA)	
	2018	2019
April	415	547
May	1,388	1,462
June	2,048	1,942
July	2,771	3,018
August	3,671	3,774
September	4,634	4,740
October	5,760	
November	6,663	
December	7,528	
January	8,454	
February	9,401	
March	10,297	
April	10,674	
May	10,674	
June	10,674	

QUALITY

	Quantity	Base Number	Contract	AT	Region	England
% of FP17s for the same patient ID Re-attending within 3 months - Children	48	690	7.0%	9.8%	11.4%	11.6%
% of FP17s for the same patient ID Re-attending within 3 months - Adults	239	1,613	14.8%	14.7%	15.0%	15.5%
% of FP17s for the same patient ID Re-attending between 3 & 9 months - Children	239	690	34.6%	52.8%	59.9%	58.8%
% of FP17s for the same patient ID Re-attending between 3 & 9 months - Adults	548	1,613	34.0%	48.0%	52.0%	51.1%
% of FP17s for Band 1 Urgent Courses	380	2,174	17.5%	8.0%	8.0%	9.0%
% of FP17s Relating to Free Repair or Replacements	0	2,174	0.0%	0.7%	0.8%	0.8%
% of FP17s Relating to Continuations	6	2,174	0.3%	0.8%	0.9%	0.9%
% of Patients satisfied with the dentistry they have received	1	1	N/A	92.8%	93.5%	93.3%
% of Patients satisfied with the time they had to wait for an appointment	1	1	N/A	89.7%	89.1%	88.9%

* This is based on patients treated on this contract for their most recent course of treatment. Figures in italics indicate the base number of FP17s or Patient Questionnaire responses are less than 100. N/A is shown where the base number of responses is less than 10 during the period. % is calculated as Quantity/Base number*100

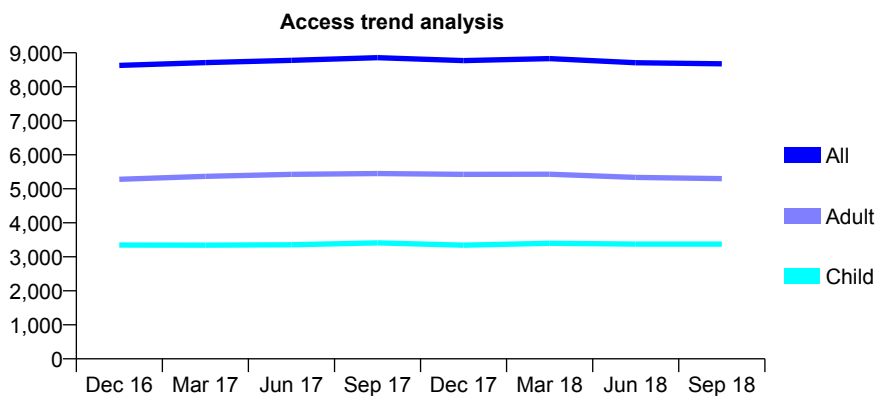
Q54 - Vital Signs At a Glance Contract Report for 330485/0003 - September 2018

Name or company name	MR I AZMAT
Contract type name	GDS Contract
Purpose of contract	General
Contract start date	01/04/2006
Contract end date	

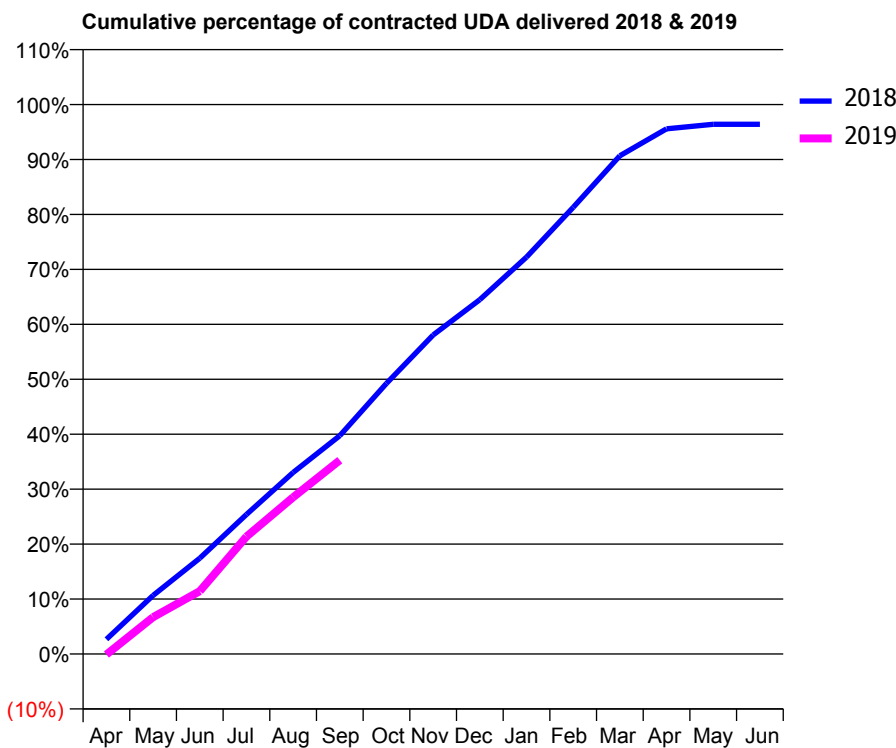
18/19 Contracted general activity (UDA)	24,125
Carry forward general activity (UDA)	871
18/19 Contracted orthodontic activity (UOA)	0
Carry forward orthodontic activity (UOA)	0
Baseline contract value	£499,555.88

ACCESS*

Patients seen in 24 months	Total	Change since previous quarter
Quarter ending September 2017	8,857	
Quarter ending December 2017	8,770	→
Quarter ending March 2018	8,829	→
Quarter ending June 2018	8,707	↓
Quarter ending September 2018	8,677	→
Variance since September 2017	(2.0%)	↓



ACTIVITY



Month	Adjusted Scheduled Activity (UDA)	
	2018	2019
April	649	-28
May	2,575	1,620
June	4,205	2,761
July	6,126	5,157
August	7,971	6,880
September	9,588	8,511
October	11,884	
November	14,005	
December	15,558	
January	17,428	
February	19,609	
March	21,873	
April	23,056	
May	23,254	
June	23,254	

QUALITY

	Quantity	Base Number	Contract	AT	Region	England
% of FP17s for the same patient ID Re-attending within 3 months - Children	112	1,721	6.5%	9.8%	11.4%	11.6%
% of FP17s for the same patient ID Re-attending within 3 months - Adults	254	2,314	11.0%	14.7%	15.0%	15.5%
% of FP17s for the same patient ID Re-attending between 3 & 9 months - Children	505	1,721	29.3%	52.8%	59.9%	58.8%
% of FP17s for the same patient ID Re-attending between 3 & 9 months - Adults	675	2,314	29.2%	48.0%	52.0%	51.1%
% of FP17s for Band 1 Urgent Courses	334	3,618	9.2%	8.0%	8.0%	9.0%
% of FP17s Relating to Free Repair or Replacements	2	3,618	0.1%	0.7%	0.8%	0.8%
% of FP17s Relating to Continuations	2	3,618	0.1%	0.8%	0.9%	0.9%
% of Patients satisfied with the dentistry they have received	2	2	N/A	92.8%	93.5%	93.3%
% of Patients satisfied with the time they had to wait for an appointment	1	2	N/A	89.7%	89.1%	88.9%

* This is based on patients treated on this contract for their most recent course of treatment. Figures in italics indicate the base number of FP17s or Patient Questionnaire responses are less than 100. N/A is shown where the base number of responses is less than 10 during the period. % is calculated as Quantity/Base number*100

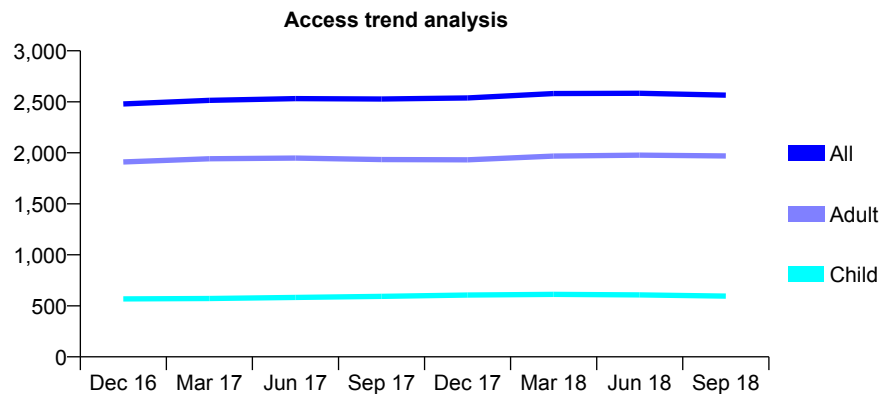
Q54 - Vital Signs At a Glance Contract Report for 330485/0004 - September 2018

Name or company name	MR I AZMAT
Contract type name	GDS Contract
Purpose of contract	General
Contract start date	01/04/2006
Contract end date	

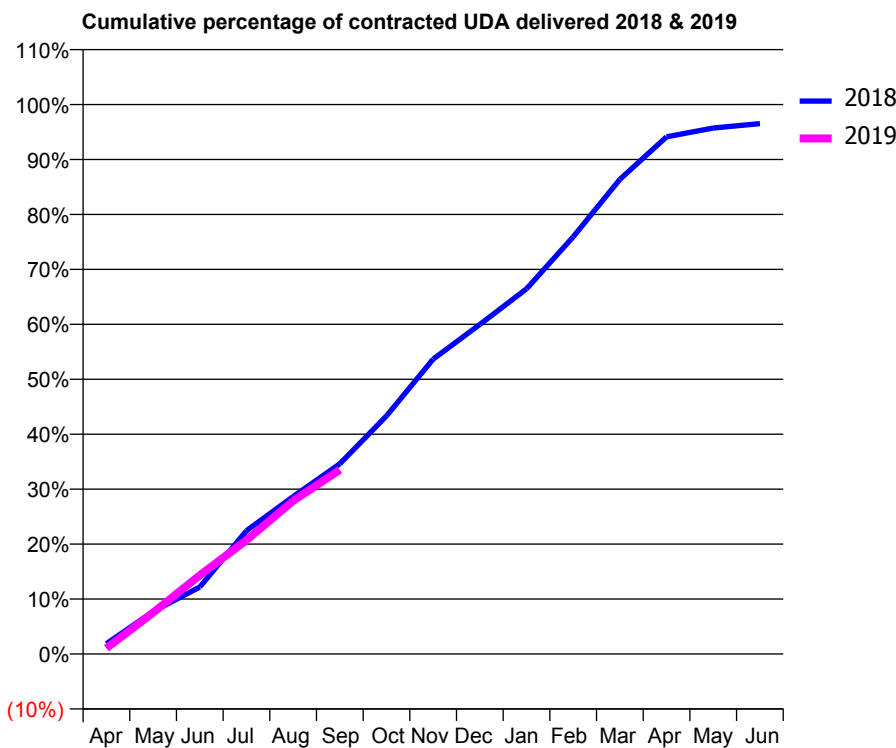
18/19 Contracted general activity (UDA)	7,740
Carry forward general activity (UDA)	269
18/19 Contracted orthodontic activity (UOA)	0
Carry forward orthodontic activity (UOA)	0
Baseline contract value	£151,237.49

ACCESS*

Patients seen in 24 months	Total	Change since previous quarter
Quarter ending September 2017	2,527	
Quarter ending December 2017	2,538	→
Quarter ending March 2018	2,581	→
Quarter ending June 2018	2,584	→
Quarter ending September 2018	2,565	→
Variance since September 2017	1.5%	→



ACTIVITY



Adjusted Scheduled Activity (UDA)		
Month	2018	2019
April	146	82
May	598	583
June	944	1,108
July	1,737	1,603
August	2,216	2,157
September	2,679	2,594
October	3,353	
November	4,153	
December	4,643	
January	5,143	
February	5,876	
March	6,686	
April	7,285	
May	7,408	
June	7,471	

QUALITY

	Quantity	Base Number	Contract	AT	Region	England
% of FP17s for the same patient ID Re-attending within 3 months - Children	10	325	3.1%	9.8%	11.4%	11.6%
% of FP17s for the same patient ID Re-attending within 3 months - Adults	88	1,059	8.3%	14.7%	15.0%	15.5%
% of FP17s for the same patient ID Re-attending between 3 & 9 months - Children	179	325	55.1%	52.8%	59.9%	58.8%
% of FP17s for the same patient ID Re-attending between 3 & 9 months - Adults	494	1,059	46.6%	48.0%	52.0%	51.1%
% of FP17s for Band 1 Urgent Courses	76	1,216	6.3%	8.0%	8.0%	9.0%
% of FP17s Relating to Free Repair or Replacements	7	1,216	0.6%	0.7%	0.8%	0.8%
% of FP17s Relating to Continuations	16	1,216	1.3%	0.8%	0.9%	0.9%
% of Patients satisfied with the dentistry they have received	1	1	N/A	92.8%	93.5%	93.3%
% of Patients satisfied with the time they had to wait for an appointment	1	1	N/A	89.7%	89.1%	88.9%

* This is based on patients treated on this contract for their most recent course of treatment. Figures in italics indicate the base number of FP17s or Patient Questionnaire responses are less than 100. N/A is shown where the base number of responses is less than 10 during the period. % is calculated as Quantity/Base number*100

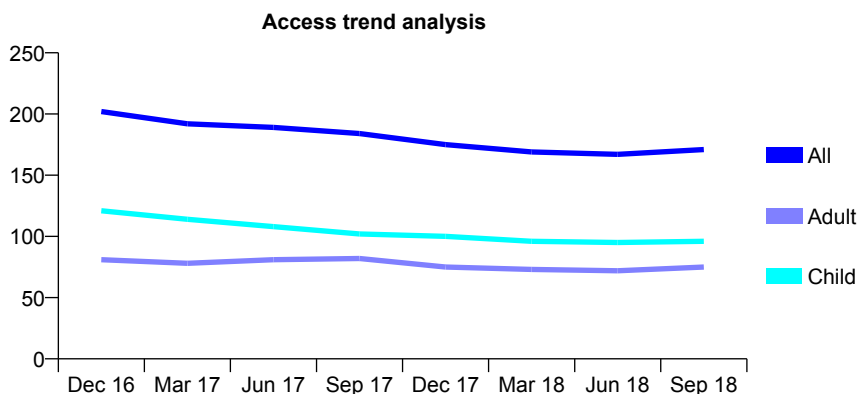
Q54 - Vital Signs At a Glance Contract Report for 331902/0001 - September 2018

Name or company name	MR MA PLUMB
Contract type name	GDS Contract
Purpose of contract	General and Orthodontic
Contract start date	01/04/2006
Contract end date	

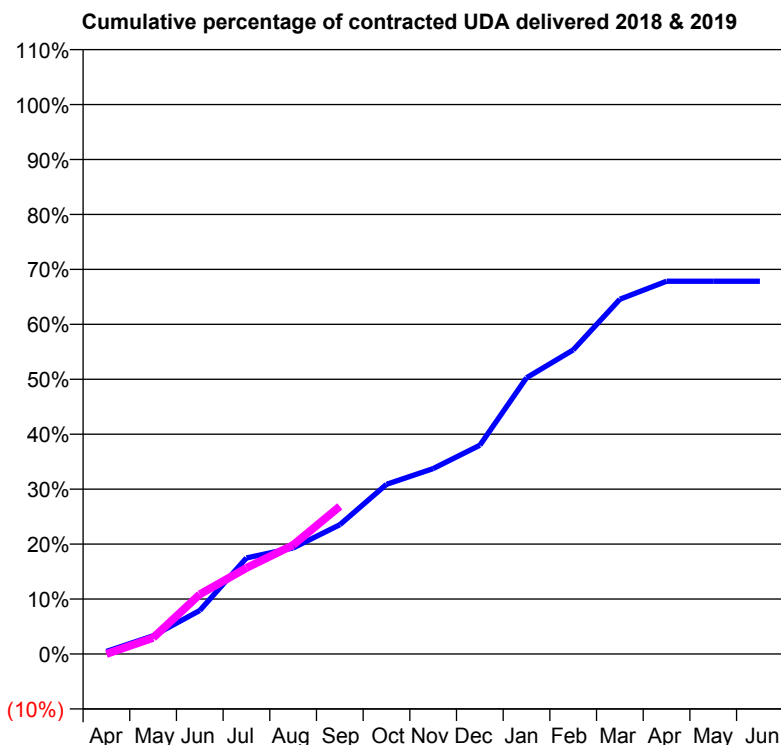
18/19 Contracted general activity (UDA)	460
Carry forward general activity (UDA)	0
18/19 Contracted orthodontic activity (UOA)	897
Carry forward orthodontic activity (UOA)	0
Baseline contract value	£71,849.51

ACCESS*

Patients seen in 24 months	Total	Change since previous quarter
Quarter ending September 2017	184	
Quarter ending December 2017	175	↓
Quarter ending March 2018	169	↓
Quarter ending June 2018	167	↓
Quarter ending September 2018	171	↑
Variance since September 2017	(7.1%)	↓



ACTIVITY



Month	Adjusted Scheduled Activity (UDA)	
	2018	2019
April	2	0
May	15	14
June	36	50
July	80	72
August	89	91
September	108	124
October	142	
November	155	
December	175	
January	231	
February	255	
March	297	
April	312	
May	312	
June	312	

QUALITY

	Quantity	Base Number	Contract	AT	Region	England
% of FP17s for the same patient ID Re-attending within 3 months - Children	10	146	6.8%	9.8%	11.4%	11.6%
% of FP17s for the same patient ID Re-attending within 3 months - Adults	6	45	13.3%	14.7%	15.0%	15.5%
% of FP17s for the same patient ID Re-attending between 3 & 9 months - Children	52	146	35.6%	52.8%	59.9%	58.8%
% of FP17s for the same patient ID Re-attending between 3 & 9 months - Adults	22	45	48.9%	48.0%	52.0%	51.1%
% of FP17s for Band 1 Urgent Courses	8	106	7.5%	8.0%	8.0%	9.0%
% of FP17s Relating to Free Repair or Replacements	0	106	0.0%	0.7%	0.8%	0.8%
% of FP17s Relating to Continuations	0	106	0.0%	0.8%	0.9%	0.9%
% of Patients satisfied with the dentistry they have received	0	0	N/A	92.8%	93.5%	93.3%
% of Patients satisfied with the time they had to wait for an appointment	0	0	N/A	89.7%	89.1%	88.9%

* This is based on patients treated on this contract for their most recent course of treatment. Figures in italics indicate the base number of FP17s or Patient Questionnaire responses are less than 100. N/A is shown where the base number of responses is less than 10 during the period. % is calculated as Quantity/Base number*100

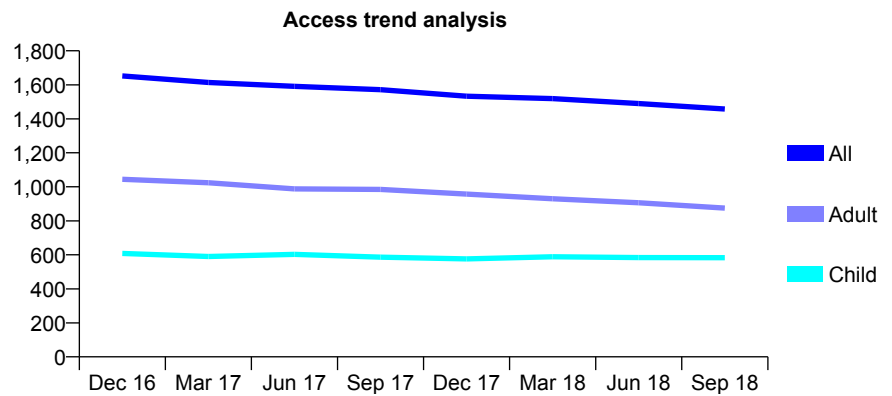
Q54 - Vital Signs At a Glance Contract Report for 332089/0001 - September 2018

Name or company name	MR C BULLARD
Contract type name	GDS Contract
Purpose of contract	General
Contract start date	01/04/2006
Contract end date	

18/19 Contracted general activity (UDA)	4,250
Carry forward general activity (UDA)	178
18/19 Contracted orthodontic activity (UOA)	0
Carry forward orthodontic activity (UOA)	0
Baseline contract value	£105,735.69

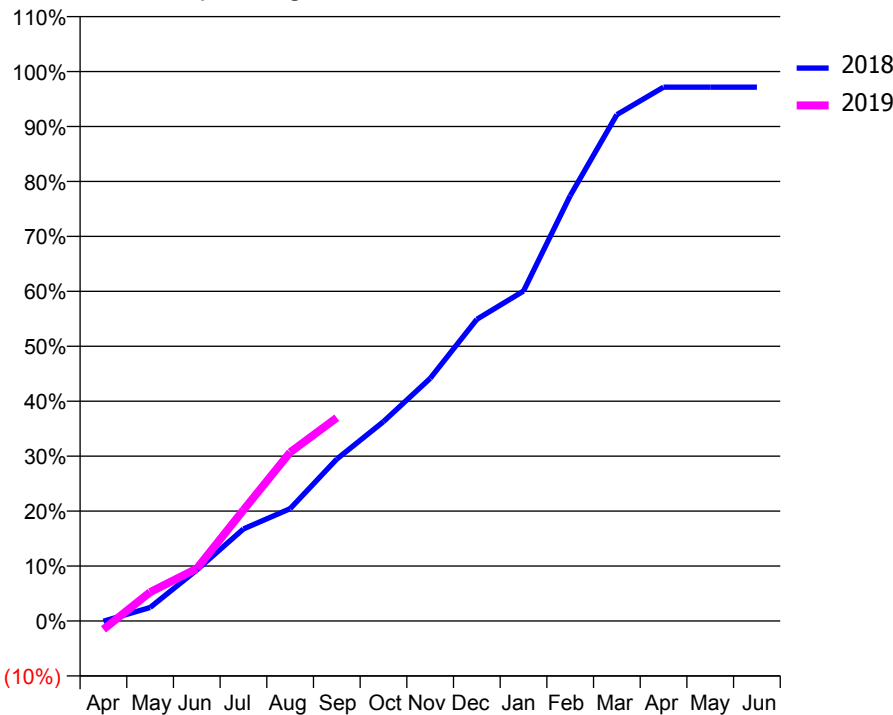
ACCESS*

Patients seen in 24 months	Total	Change since previous quarter
Quarter ending September 2017	1,571	
Quarter ending December 2017	1,533	↓
Quarter ending March 2018	1,519	→
Quarter ending June 2018	1,490	↓
Quarter ending September 2018	1,458	↓
Variance since September 2017	(7.2%)	↓



ACTIVITY

Cumulative percentage of contracted UDA delivered 2018 & 2019



Month	Adjusted Scheduled Activity (UDA)	
	2018	2019
April	-4	-66
May	154	223
June	581	406
July	1,047	859
August	1,278	1,305
September	1,842	1,572
October	2,268	
November	2,759	
December	3,432	
January	3,753	
February	4,838	
March	5,760	
April	6,072	
May	6,072	
June	6,072	

QUALITY

	Quantity	Base Number	Contract	AT	Region	England
% of FP17s for the same patient ID Re-attending within 3 months - Children	52	531	9.8%	9.8%	11.4%	11.6%
% of FP17s for the same patient ID Re-attending within 3 months - Adults	94	514	18.3%	14.7%	15.0%	15.5%
% of FP17s for the same patient ID Re-attending between 3 & 9 months - Children	347	531	65.3%	52.8%	59.9%	58.8%
% of FP17s for the same patient ID Re-attending between 3 & 9 months - Adults	314	514	61.1%	48.0%	52.0%	51.1%
% of FP17s for Band 1 Urgent Courses	51	937	5.4%	8.0%	8.0%	9.0%
% of FP17s Relating to Free Repair or Replacements	6	937	0.6%	0.7%	0.8%	0.8%
% of FP17s Relating to Continuations	3	937	0.3%	0.8%	0.9%	0.9%
% of Patients satisfied with the dentistry they have received	1	1	N/A	92.8%	93.5%	93.3%
% of Patients satisfied with the time they had to wait for an appointment	1	1	N/A	89.7%	89.1%	88.9%

* This is based on patients treated on this contract for their most recent course of treatment. Figures in italics indicate the base number of FP17s or Patient Questionnaire responses are less than 100. N/A is shown where the base number of responses is less than 10 during the period. % is calculated as Quantity/Base number*100

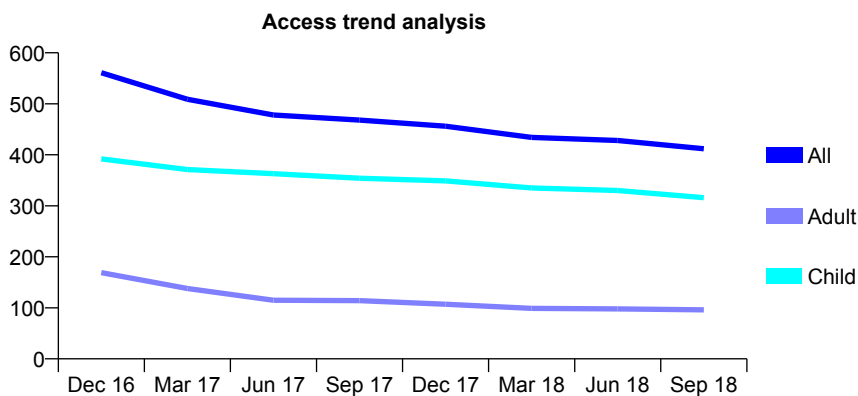
Q54 - Vital Signs At a Glance Contract Report for 334553/0001 - September 2018

Name or company name	MR AF MURPHY
Contract type name	GDS Contract
Purpose of contract	General
Contract start date	01/04/2008
Contract end date	

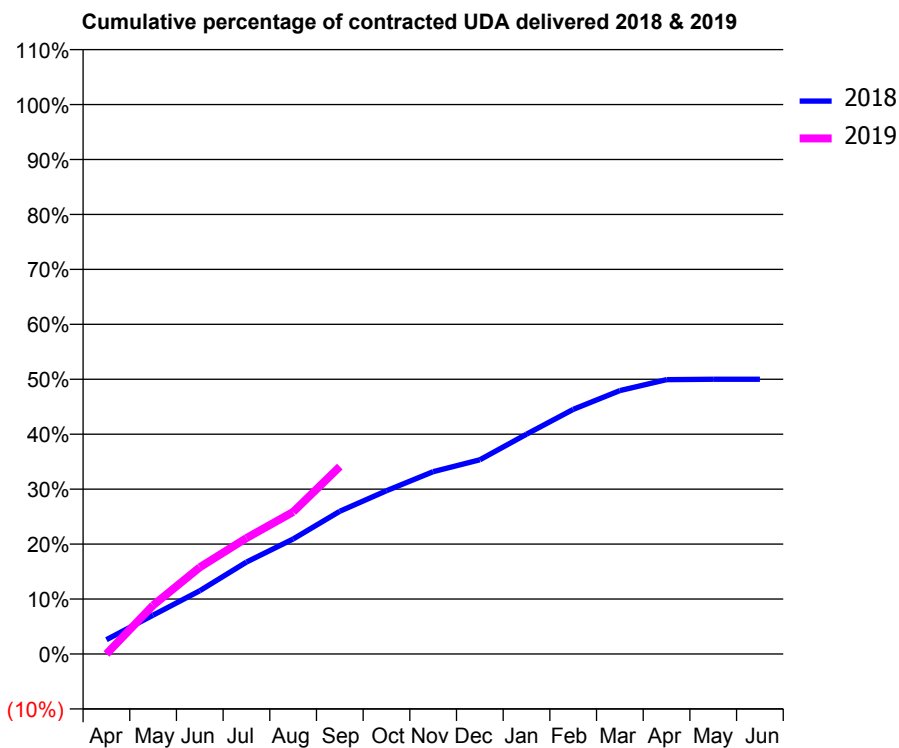
18/19 Contracted general activity (UDA)	1,250
Carry forward general activity (UDA)	0
18/19 Contracted orthodontic activity (UOA)	0
Carry forward orthodontic activity (UOA)	0
Baseline contract value	£31,196.05

ACCESS*

Patients seen in 24 months	Total	Change since previous quarter
Quarter ending September 2017	468	
Quarter ending December 2017	456	↓
Quarter ending March 2018	434	↓
Quarter ending June 2018	428	↓
Quarter ending September 2018	412	↓
Variance since September 2017	(12.0%)	↓



ACTIVITY



Adjusted Scheduled Activity (UDA)		
Month	2018	2019
April	52	0
May	142	111
June	230	197
July	334	264
August	419	323
September	519	426
October	594	
November	664	
December	707	
January	800	
February	890	
March	959	
April	999	
May	1,000	
June	1,000	

QUALITY

	Quantity	Base Number	Contract	AT	Region	England
% of FP17s for the same patient ID Re-attending within 3 months - Children	27	289	9.3%	9.8%	11.4%	11.6%
% of FP17s for the same patient ID Re-attending within 3 months - Adults	11	55	20.0%	14.7%	15.0%	15.5%
% of FP17s for the same patient ID Re-attending between 3 & 9 months - Children	200	289	69.2%	52.8%	59.9%	58.8%
% of FP17s for the same patient ID Re-attending between 3 & 9 months - Adults	25	55	45.5%	48.0%	52.0%	51.1%
% of FP17s for Band 1 Urgent Courses	11	320	3.4%	8.0%	8.0%	9.0%
% of FP17s Relating to Free Repair or Replacements	0	320	0.0%	0.7%	0.8%	0.8%
% of FP17s Relating to Continuations	0	320	0.0%	0.8%	0.9%	0.9%
% of Patients satisfied with the dentistry they have received	1	1	N/A	92.8%	93.5%	93.3%
% of Patients satisfied with the time they had to wait for an appointment	1	1	N/A	89.7%	89.1%	88.9%

* This is based on patients treated on this contract for their most recent course of treatment. Figures in italics indicate the base number of FP17s or Patient Questionnaire responses are less than 100. N/A is shown where the base number of responses is less than 10 during the period. % is calculated as Quantity/Base number*100

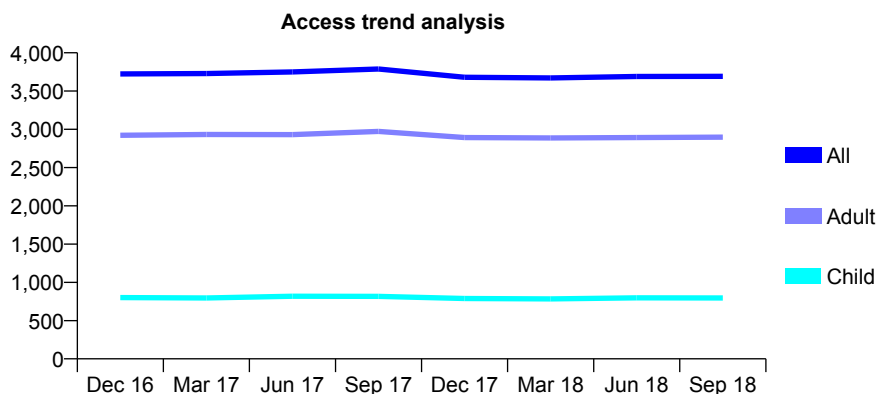
Q54 - Vital Signs At a Glance Contract Report for 335673/0001 - September 2018

Name or company name	MR RS KUDHAIL
Contract type name	PDS Contract
Purpose of contract	General
Contract start date	01/04/2006
Contract end date	31/03/2021

18/19 Contracted general activity (UDA)	12,902
Carry forward general activity (UDA)	0
18/19 Contracted orthodontic activity (UOA)	0
Carry forward orthodontic activity (UOA)	0
Baseline contract value	£379,413.22

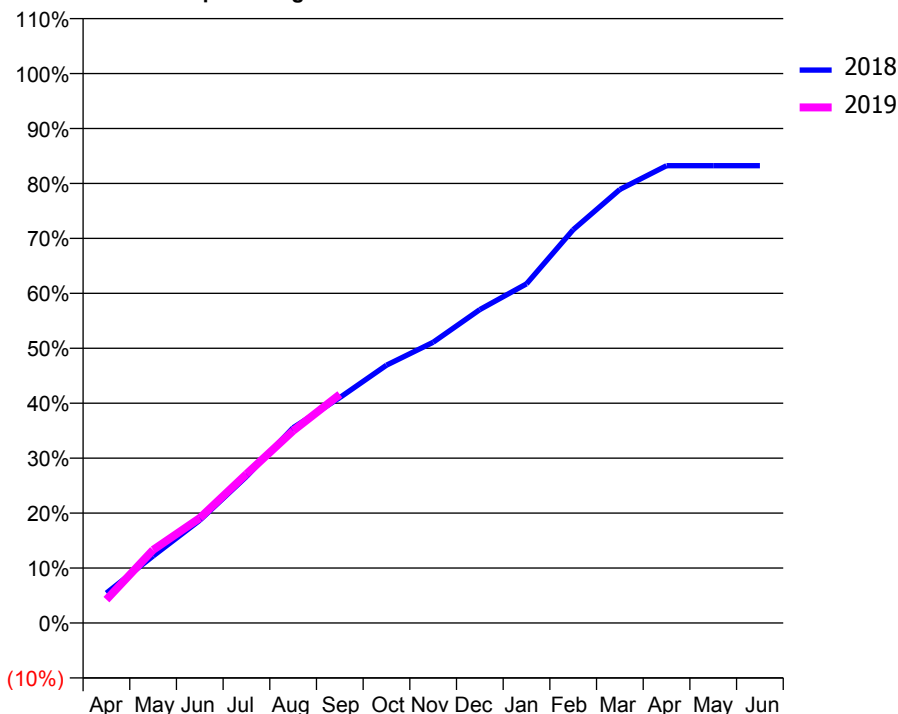
ACCESS*

Patients seen in 24 months	Total	Change since previous quarter
Quarter ending September 2017	3,789	
Quarter ending December 2017	3,680	↓
Quarter ending March 2018	3,671	→
Quarter ending June 2018	3,690	→
Quarter ending September 2018	3,693	→
Variance since September 2017	(2.5%)	↓



ACTIVITY

Cumulative percentage of contracted UDA delivered 2018 & 2019



Month	Adjusted Scheduled Activity (UDA)	
	2018	2019
April	704	551
May	1,574	1,716
June	2,414	2,465
July	3,439	3,497
August	4,585	4,514
September	5,293	5,367
October	6,054	
November	6,592	
December	7,358	
January	7,962	
February	9,233	
March	10,181	
April	10,736	
May	10,738	
June	10,737	

QUALITY

	Quantity	Base Number	Contract	AT	Region	England
% of FP17s for the same patient ID Re-attending within 3 months - Children	29	604	4.8%	9.8%	11.4%	11.6%
% of FP17s for the same patient ID Re-attending within 3 months - Adults	284	2,233	12.7%	14.7%	15.0%	15.5%
% of FP17s for the same patient ID Re-attending between 3 & 9 months - Children	360	604	59.6%	52.8%	59.9%	58.8%
% of FP17s for the same patient ID Re-attending between 3 & 9 months - Adults	1,350	2,233	60.5%	48.0%	52.0%	51.1%
% of FP17s for Band 1 Urgent Courses	141	2,286	6.2%	8.0%	8.0%	9.0%
% of FP17s Relating to Free Repair or Replacements	26	2,286	1.1%	0.7%	0.8%	0.8%
% of FP17s Relating to Continuations	9	2,286	0.4%	0.8%	0.9%	0.9%
% of Patients satisfied with the dentistry they have received	4	4	N/A	92.8%	93.5%	93.3%
% of Patients satisfied with the time they had to wait for an appointment	4	4	N/A	89.7%	89.1%	88.9%

* This is based on patients treated on this contract for their most recent course of treatment. Figures in italics indicate the base number of FP17s or Patient Questionnaire responses are less than 100. N/A is shown where the base number of responses is less than 10 during the period. % is calculated as Quantity/Base number*100

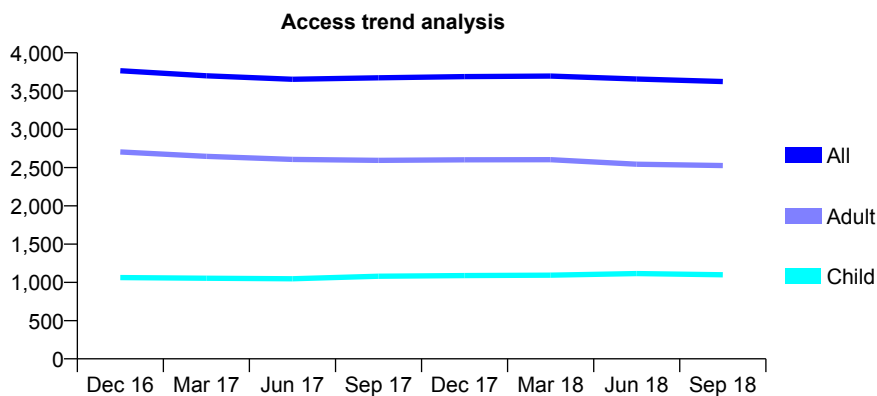
Q54 - Vital Signs At a Glance Contract Report for 336823/0002 - September 2018

Name or company name	MR F SHOJA-ASSADI
Contract type name	GDS Contract
Purpose of contract	General
Contract start date	01/04/2006
Contract end date	

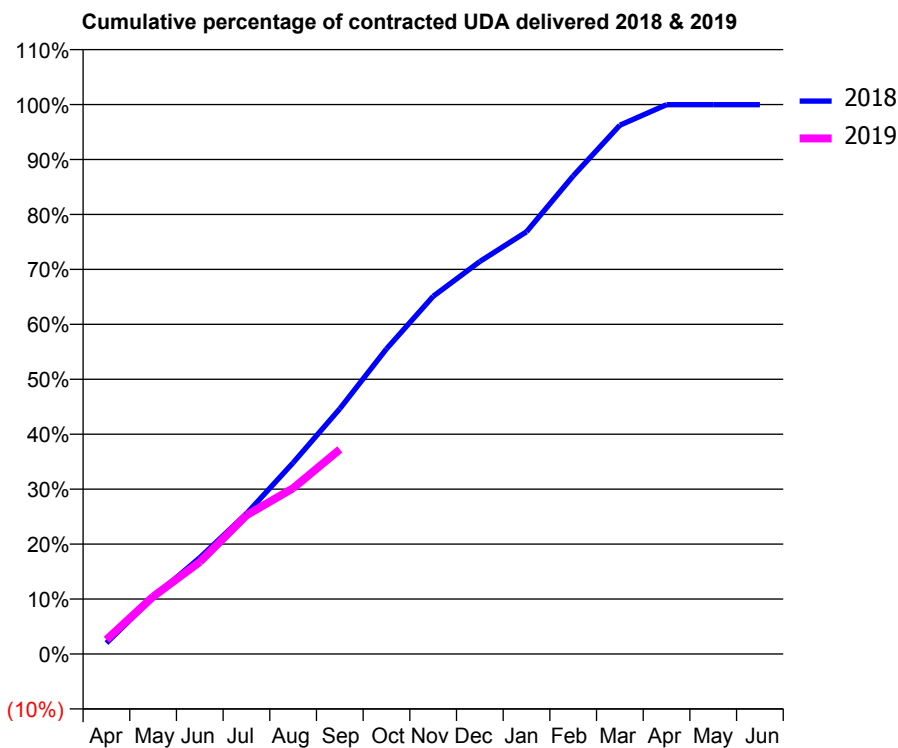
18/19 Contracted general activity (UDA)	14,575
Carry forward general activity (UDA)	3
18/19 Contracted orthodontic activity (UOA)	0
Carry forward orthodontic activity (UOA)	0
Baseline contract value	£379,432.83

ACCESS*

Patients seen in 24 months	Total	Change since previous quarter
Quarter ending September 2017	3,674	
Quarter ending December 2017	3,689	→
Quarter ending March 2018	3,696	→
Quarter ending June 2018	3,658	↓
Quarter ending September 2018	3,625	→
Variance since September 2017	(1.3%)	↓



ACTIVITY



Month	Adjusted Scheduled Activity (UDA)	
	2018	2019
April	293	379
May	1,502	1,522
June	2,556	2,443
July	3,721	3,681
August	5,073	4,398
September	6,506	5,426
October	8,093	
November	9,488	
December	10,411	
January	11,199	
February	12,682	
March	14,026	
April	14,571	
May	14,571	
June	14,572	

QUALITY

	Quantity	Base Number	Contract	AT	Region	England
% of FP17s for the same patient ID Re-attending within 3 months - Children	38	609	6.2%	9.8%	11.4%	11.6%
% of FP17s for the same patient ID Re-attending within 3 months - Adults	163	1,400	11.6%	14.7%	15.0%	15.5%
% of FP17s for the same patient ID Re-attending between 3 & 9 months - Children	277	609	45.5%	52.8%	59.9%	58.8%
% of FP17s for the same patient ID Re-attending between 3 & 9 months - Adults	684	1,400	48.9%	48.0%	52.0%	51.1%
% of FP17s for Band 1 Urgent Courses	90	1,866	4.8%	8.0%	8.0%	9.0%
% of FP17s Relating to Free Repair or Replacements	20	1,866	1.1%	0.7%	0.8%	0.8%
% of FP17s Relating to Continuations	6	1,866	0.3%	0.8%	0.9%	0.9%
% of Patients satisfied with the dentistry they have received	0	0	N/A	92.8%	93.5%	93.3%
% of Patients satisfied with the time they had to wait for an appointment	0	0	N/A	89.7%	89.1%	88.9%

* This is based on patients treated on this contract for their most recent course of treatment. Figures in italics indicate the base number of FP17s or Patient Questionnaire responses are less than 100. N/A is shown where the base number of responses is less than 10 during the period. % is calculated as Quantity/Base number*100

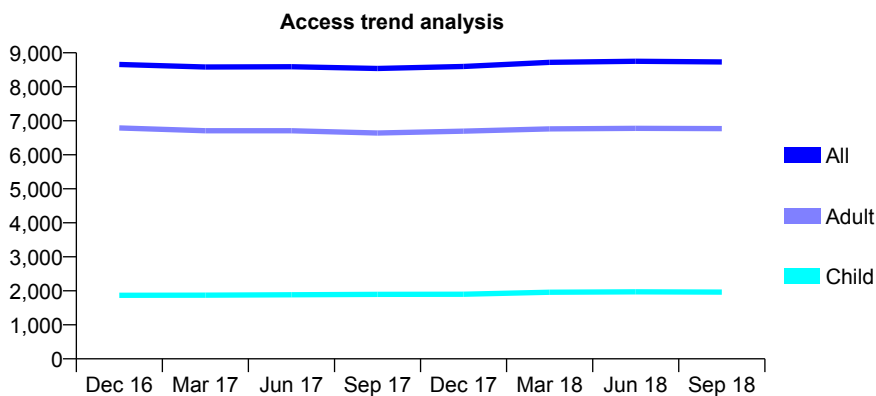
Q54 - Vital Signs At a Glance Contract Report for 339539/0001 - September 2018

Name or company name	MR D BALKRISHNA
Contract type name	GDS Contract
Purpose of contract	General
Contract start date	01/04/2006
Contract end date	

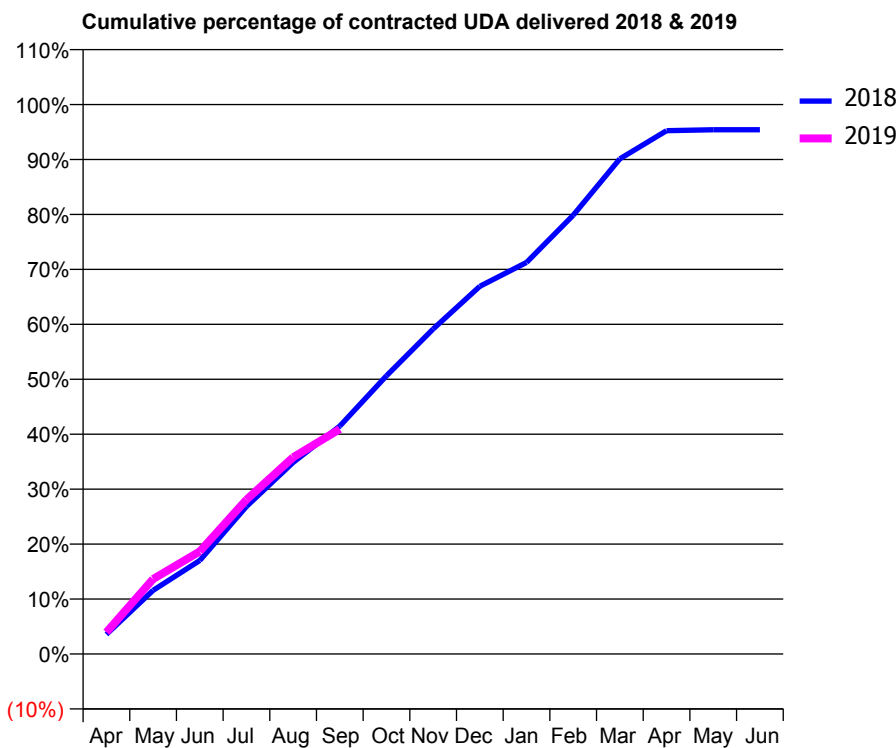
18/19 Contracted general activity (UDA)	26,139
Carry forward general activity (UDA)	0
18/19 Contracted orthodontic activity (UOA)	0
Carry forward orthodontic activity (UOA)	0
Baseline contract value	£651,683.23

ACCESS*

Patients seen in 24 months	Total	Change since previous quarter
Quarter ending September 2017	8,540	
Quarter ending December 2017	8,598	→
Quarter ending March 2018	8,719	→
Quarter ending June 2018	8,750	→
Quarter ending September 2018	8,731	→
Variance since September 2017	2.2%	↑



ACTIVITY



Adjusted Scheduled Activity (UDA)		
Month	2018	2019
April	937	1,035
May	3,028	3,569
June	4,451	4,879
July	7,017	7,345
August	9,109	9,358
September	10,847	10,698
October	13,234	
November	15,464	
December	17,490	
January	18,627	
February	20,869	
March	23,554	
April	24,895	
May	24,936	
June	24,938	

QUALITY

	Quantity	Base Number	Contract	AT	Region	England
% of FP17s for the same patient ID Re-attending within 3 months - Children	72	1,308	5.5%	9.8%	11.4%	11.6%
% of FP17s for the same patient ID Re-attending within 3 months - Adults	635	4,390	14.5%	14.7%	15.0%	15.5%
% of FP17s for the same patient ID Re-attending between 3 & 9 months - Children	796	1,308	60.9%	52.8%	59.9%	58.8%
% of FP17s for the same patient ID Re-attending between 3 & 9 months - Adults	2,403	4,390	54.7%	48.0%	52.0%	51.1%
% of FP17s for Band 1 Urgent Courses	435	5,163	8.4%	8.0%	8.0%	9.0%
% of FP17s Relating to Free Repair or Replacements	83	5,163	1.6%	0.7%	0.8%	0.8%
% of FP17s Relating to Continuations	44	5,163	0.9%	0.8%	0.9%	0.9%
% of Patients satisfied with the dentistry they have received	6	7	N/A	92.8%	93.5%	93.3%
% of Patients satisfied with the time they had to wait for an appointment	7	7	N/A	89.7%	89.1%	88.9%

* This is based on patients treated on this contract for their most recent course of treatment. Figures in italics indicate the base number of FP17s or Patient Questionnaire responses are less than 100. N/A is shown where the base number of responses is less than 10 during the period. % is calculated as Quantity/Base number*100

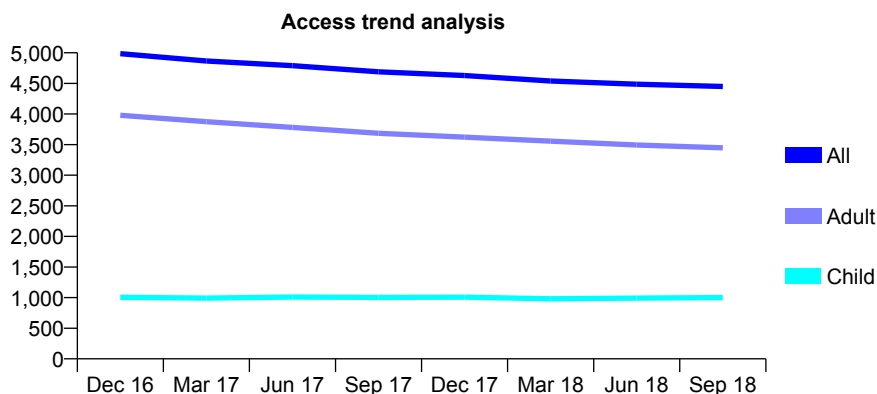
Q54 - Vital Signs At a Glance Contract Report for 345423/0003 - September 2018

Name or company name	MR T MOODLEY
Contract type name	GDS Contract
Purpose of contract	General
Contract start date	01/10/2014
Contract end date	

18/19 Contracted general activity (UDA)	14,085
Carry forward general activity (UDA)	109
18/19 Contracted orthodontic activity (UOA)	0
Carry forward orthodontic activity (UOA)	0
Baseline contract value	£295,785.00

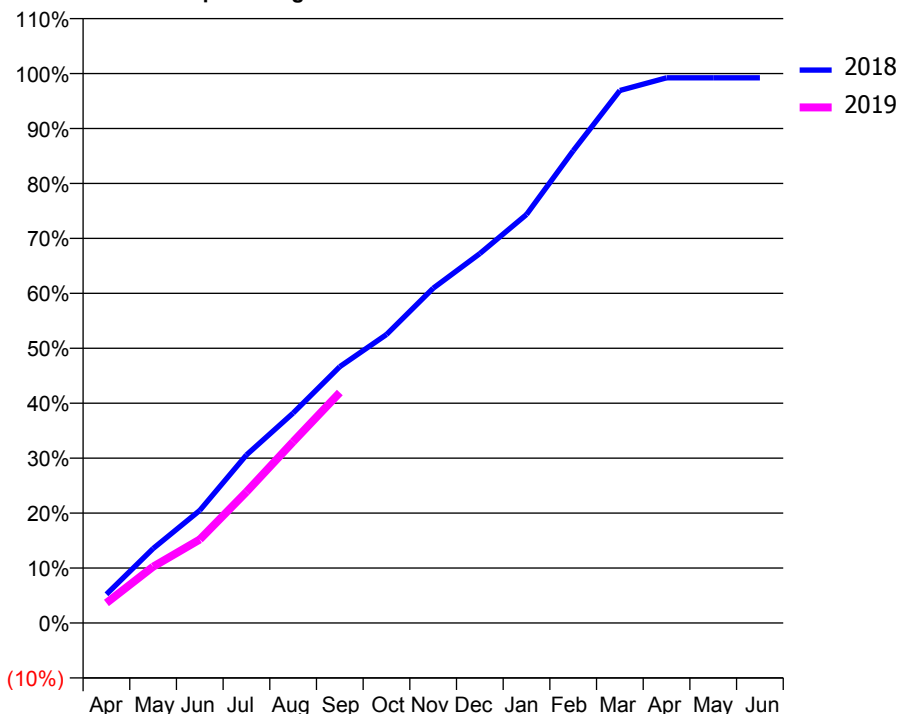
ACCESS*

Patients seen in 24 months	Total	Change since previous quarter
Quarter ending September 2017	4,689	
Quarter ending December 2017	4,628	↓
Quarter ending March 2018	4,539	↓
Quarter ending June 2018	4,487	↓
Quarter ending September 2018	4,449	→
Variance since September 2017	(5.1%)	↓



ACTIVITY

Cumulative percentage of contracted UDA delivered 2018 & 2019



Adjusted Scheduled Activity (UDA)

Month	2018	2019
April	738	514
May	1,909	1,446
June	2,887	2,142
July	4,308	3,361
August	5,382	4,647
September	6,571	5,907
October	7,395	
November	8,582	
December	9,471	
January	10,472	
February	12,104	
March	13,651	
April	13,976	
May	13,976	
June	13,976	

QUALITY

	Quantity	Base Number	Contract	AT	Region	England
% of FP17s for the same patient ID Re-attending within 3 months - Children	38	683	5.6%	9.8%	11.4%	11.6%
% of FP17s for the same patient ID Re-attending within 3 months - Adults	342	2,176	15.7%	14.7%	15.0%	15.5%
% of FP17s for the same patient ID Re-attending between 3 & 9 months - Children	373	683	54.6%	52.8%	59.9%	58.8%
% of FP17s for the same patient ID Re-attending between 3 & 9 months - Adults	1,120	2,176	51.5%	48.0%	52.0%	51.1%
% of FP17s for Band 1 Urgent Courses	111	2,719	4.1%	8.0%	8.0%	9.0%
% of FP17s Relating to Free Repair or Replacements	32	2,719	1.2%	0.7%	0.8%	0.8%
% of FP17s Relating to Continuations	80	2,719	2.9%	0.8%	0.9%	0.9%
% of Patients satisfied with the dentistry they have received	0	0	N/A	92.8%	93.5%	93.3%
% of Patients satisfied with the time they had to wait for an appointment	0	0	N/A	89.7%	89.1%	88.9%

* This is based on patients treated on this contract for their most recent course of treatment. Figures in italics indicate the base number of FP17s or Patient Questionnaire responses are less than 100. N/A is shown where the base number of responses is less than 10 during the period. % is calculated as Quantity/Base number*100

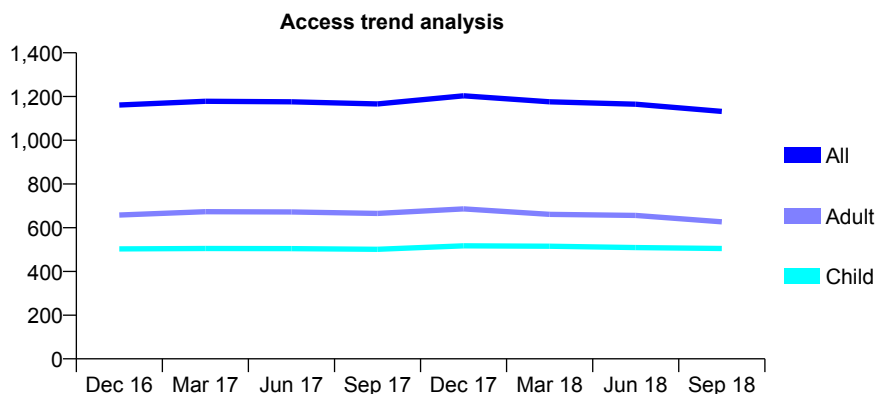
Q54 - Vital Signs At a Glance Contract Report for 345636/0001 - September 2018

Name or company name	MS F FARSHAD
Contract type name	GDS Contract
Purpose of contract	General
Contract start date	01/04/2006
Contract end date	

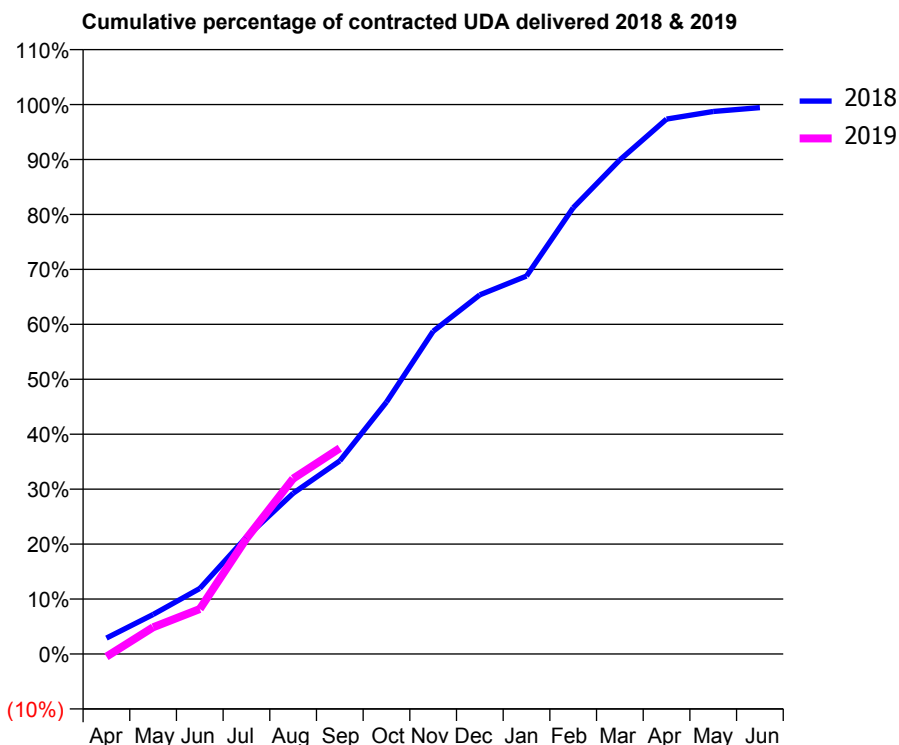
18/19 Contracted general activity (UDA)	3,655
Carry forward general activity (UDA)	20
18/19 Contracted orthodontic activity (UOA)	0
Carry forward orthodontic activity (UOA)	0
Baseline contract value	£91,756.48

ACCESS*

Patients seen in 24 months	Total	Change since previous quarter
Quarter ending September 2017	1,166	
Quarter ending December 2017	1,203	↑
Quarter ending March 2018	1,176	↓
Quarter ending June 2018	1,165	→
Quarter ending September 2018	1,132	↓
Variance since September 2017	(2.9%)	↓



ACTIVITY



Adjusted Scheduled Activity (UDA)		
Month	2018	2019
April	106	-18
May	263	178
June	436	299
July	778	768
August	1,069	1,167
September	1,284	1,369
October	1,676	
November	2,147	
December	2,389	
January	2,514	
February	2,969	
March	3,286	
April	3,558	
May	3,608	
June	3,634	

QUALITY

	Quantity	Base Number	Contract	AT	Region	England
% of FP17s for the same patient ID Re-attending within 3 months - Children	21	399	5.3%	9.8%	11.4%	11.6%
% of FP17s for the same patient ID Re-attending within 3 months - Adults	39	395	9.9%	14.7%	15.0%	15.5%
% of FP17s for the same patient ID Re-attending between 3 & 9 months - Children	251	399	62.9%	52.8%	59.9%	58.8%
% of FP17s for the same patient ID Re-attending between 3 & 9 months - Adults	230	395	58.2%	48.0%	52.0%	51.1%
% of FP17s for Band 1 Urgent Courses	64	708	9.0%	8.0%	8.0%	9.0%
% of FP17s Relating to Free Repair or Replacements	3	708	0.4%	0.7%	0.8%	0.8%
% of FP17s Relating to Continuations	0	708	0.0%	0.8%	0.9%	0.9%
% of Patients satisfied with the dentistry they have received	0	0	N/A	92.8%	93.5%	93.3%
% of Patients satisfied with the time they had to wait for an appointment	0	0	N/A	89.7%	89.1%	88.9%

* This is based on patients treated on this contract for their most recent course of treatment. Figures in italics indicate the base number of FP17s or Patient Questionnaire responses are less than 100. N/A is shown where the base number of responses is less than 10 during the period. % is calculated as Quantity/Base number*100

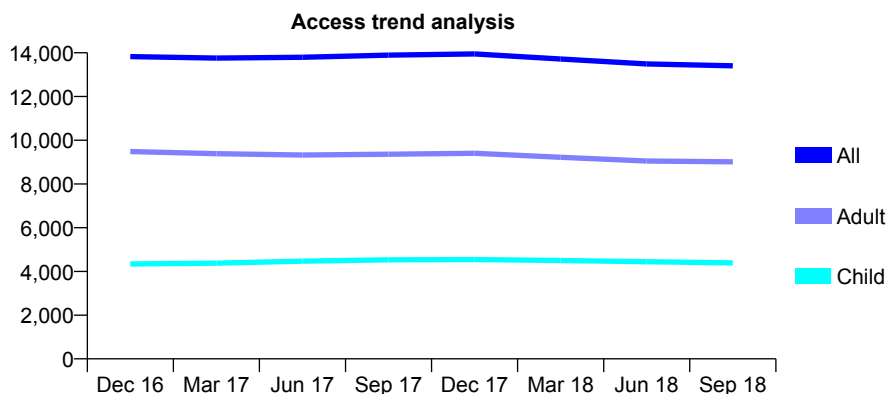
Q54 - Vital Signs At a Glance Contract Report for 345865/0001 - September 2018

Name or company name	Sherwood Dental Practice
Contract type name	GDS Contract
Purpose of contract	General
Contract start date	01/04/2006
Contract end date	

18/19 Contracted general activity (UDA)	31,270
Carry forward general activity (UDA)	54
18/19 Contracted orthodontic activity (UOA)	0
Carry forward orthodontic activity (UOA)	0
Baseline contract value	£758,452.95

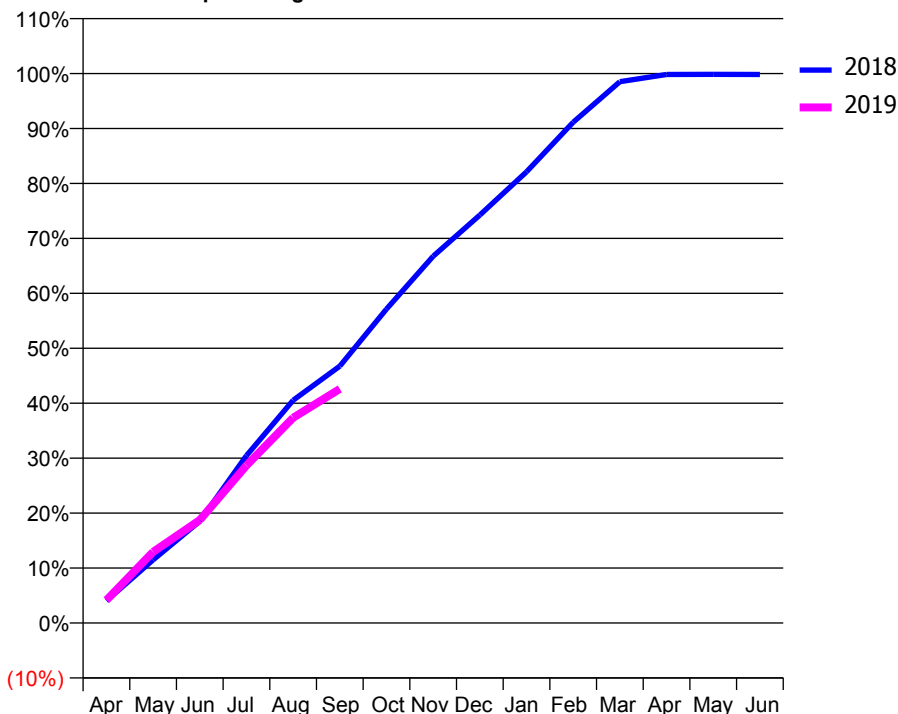
ACCESS*

Patients seen in 24 months	Total	Change since previous quarter
Quarter ending September 2017	13,892	
Quarter ending December 2017	13,949	→
Quarter ending March 2018	13,716	↓
Quarter ending June 2018	13,490	↓
Quarter ending September 2018	13,403	→
Variance since September 2017	(3.5%)	↓



ACTIVITY

Cumulative percentage of contracted UDA delivered 2018 & 2019



Month	Adjusted Scheduled Activity (UDA)	
	2018	2019
April	1,260	1,305
May	3,595	4,048
June	5,793	5,862
July	9,529	8,967
August	12,674	11,680
September	14,621	13,319
October	17,870	
November	20,871	
December	23,215	
January	25,678	
February	28,500	
March	30,802	
April	31,216	
May	31,225	
June	31,215	

QUALITY

	Quantity	Base Number	Contract	AT	Region	England
% of FP17s for the same patient ID Re-attending within 3 months - Children	130	2,758	4.7%	9.8%	11.4%	11.6%
% of FP17s for the same patient ID Re-attending within 3 months - Adults	356	4,680	7.6%	14.7%	15.0%	15.5%
% of FP17s for the same patient ID Re-attending between 3 & 9 months - Children	1,450	2,758	52.6%	52.8%	59.9%	58.8%
% of FP17s for the same patient ID Re-attending between 3 & 9 months - Adults	2,234	4,680	47.7%	48.0%	52.0%	51.1%
% of FP17s for Band 1 Urgent Courses	313	7,160	4.4%	8.0%	8.0%	9.0%
% of FP17s Relating to Free Repair or Replacements	52	7,160	0.7%	0.7%	0.8%	0.8%
% of FP17s Relating to Continuations	26	7,160	0.4%	0.8%	0.9%	0.9%
% of Patients satisfied with the dentistry they have received	1	1	N/A	92.8%	93.5%	93.3%
% of Patients satisfied with the time they had to wait for an appointment	1	1	N/A	89.7%	89.1%	88.9%

* This is based on patients treated on this contract for their most recent course of treatment. Figures in italics indicate the base number of FP17s or Patient Questionnaire responses are less than 100. N/A is shown where the base number of responses is less than 10 during the period. % is calculated as Quantity/Base number*100

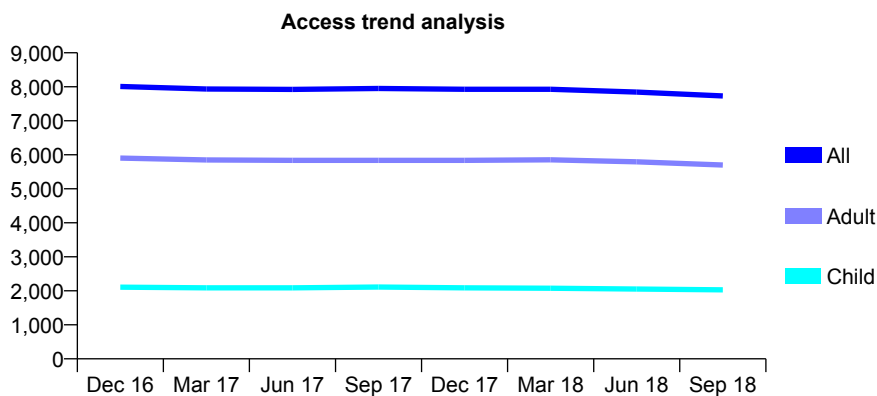
Q54 - Vital Signs At a Glance Contract Report for 345962/0001 - September 2018

Name or company name	MR JS DOSANJH
Contract type name	GDS Contract
Purpose of contract	General
Contract start date	01/04/2006
Contract end date	

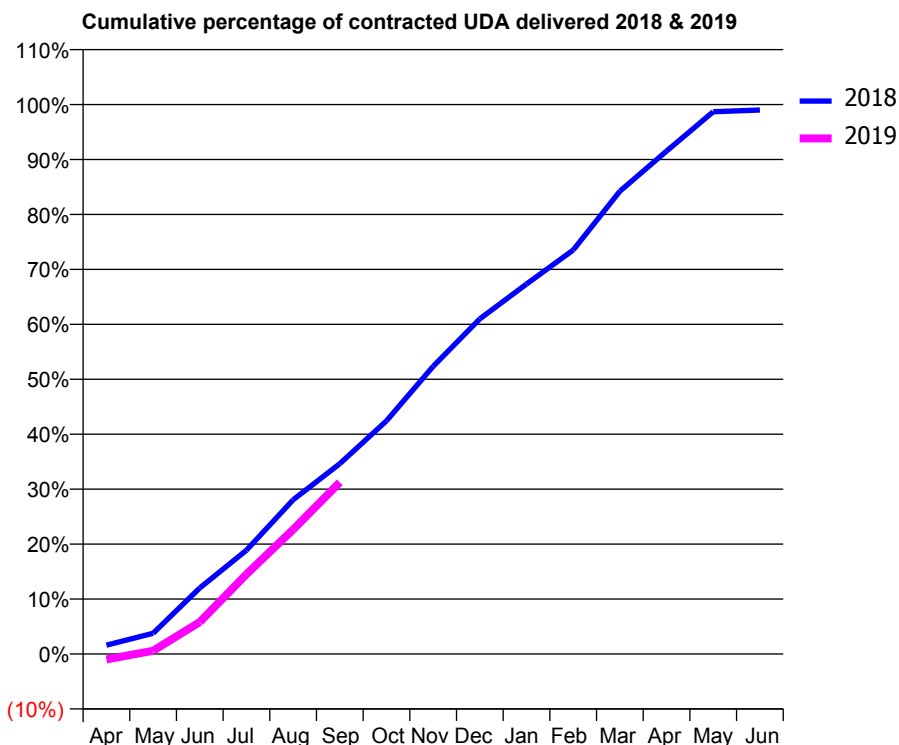
18/19 Contracted general activity (UDA)	20,414
Carry forward general activity (UDA)	204
18/19 Contracted orthodontic activity (UOA)	0
Carry forward orthodontic activity (UOA)	0
Baseline contract value	£498,084.48

ACCESS*

Patients seen in 24 months	Total	Change since previous quarter
Quarter ending September 2017	7,951	
Quarter ending December 2017	7,927	→
Quarter ending March 2018	7,926	→
Quarter ending June 2018	7,847	→
Quarter ending September 2018	7,732	↓
Variance since September 2017	(2.8%)	↓



ACTIVITY



Adjusted Scheduled Activity (UDA)		
Month	2018	2019
April	329	-204
May	769	123
June	2,455	1,187
July	3,855	2,963
August	5,730	4,626
September	7,074	6,380
October	8,663	
November	10,686	
December	12,449	
January	13,746	
February	15,009	
March	17,192	
April	18,683	
May	20,144	
June	20,210	

QUALITY

	Quantity	Base Number	Contract	AT	Region	England
% of FP17s for the same patient ID Re-attending within 3 months - Children	57	1,288	4.4%	9.8%	11.4%	11.6%
% of FP17s for the same patient ID Re-attending within 3 months - Adults	486	3,821	12.7%	14.7%	15.0%	15.5%
% of FP17s for the same patient ID Re-attending between 3 & 9 months - Children	736	1,288	57.1%	52.8%	59.9%	58.8%
% of FP17s for the same patient ID Re-attending between 3 & 9 months - Adults	2,333	3,821	61.1%	48.0%	52.0%	51.1%
% of FP17s for Band 1 Urgent Courses	280	3,559	7.9%	8.0%	8.0%	9.0%
% of FP17s Relating to Free Repair or Replacements	43	3,559	1.2%	0.7%	0.8%	0.8%
% of FP17s Relating to Continuations	7	3,559	0.2%	0.8%	0.9%	0.9%
% of Patients satisfied with the dentistry they have received	2	2	N/A	92.8%	93.5%	93.3%
% of Patients satisfied with the time they had to wait for an appointment	2	2	N/A	89.7%	89.1%	88.9%

* This is based on patients treated on this contract for their most recent course of treatment. Figures in italics indicate the base number of FP17s or Patient Questionnaire responses are less than 100. N/A is shown where the base number of responses is less than 10 during the period. % is calculated as Quantity/Base number*100

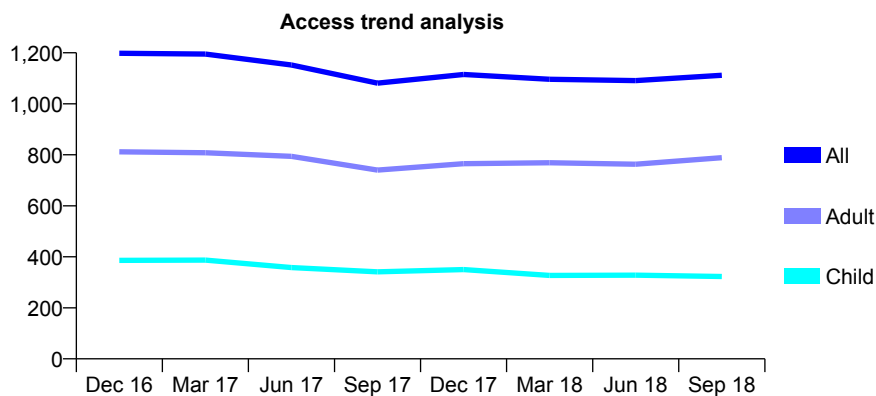
Q54 - Vital Signs At a Glance Contract Report for 358223/0001 - September 2018

Name or company name	MR F YASSIN
Contract type name	GDS Contract
Purpose of contract	General
Contract start date	01/04/2006
Contract end date	

18/19 Contracted general activity (UDA)	2,761
Carry forward general activity (UDA)	-55
18/19 Contracted orthodontic activity (UOA)	0
Carry forward orthodontic activity (UOA)	0
Baseline contract value	£73,178.11

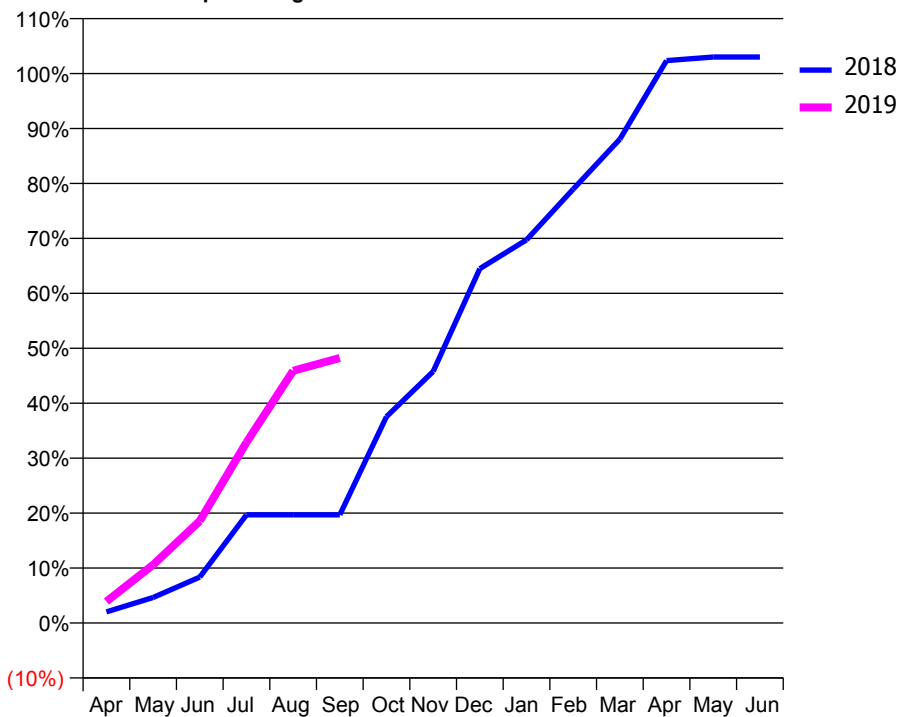
ACCESS*

Patients seen in 24 months	Total	Change since previous quarter
Quarter ending September 2017	1,081	
Quarter ending December 2017	1,115	↑
Quarter ending March 2018	1,096	↓
Quarter ending June 2018	1,091	→
Quarter ending September 2018	1,112	→
Variance since September 2017	2.9%	↑



ACTIVITY

Cumulative percentage of contracted UDA delivered 2018 & 2019



Adjusted Scheduled Activity (UDA)

Month	2018	2019
April	56	108
May	128	293
June	231	513
July	544	908
August	544	1,267
September	544	1,331
October	1,037	
November	1,264	
December	1,781	
January	1,925	
February	2,180	
March	2,431	
April	2,826	
May	2,844	
June	2,844	

QUALITY

	Quantity	Base Number	Contract	AT	Region	England
% of FP17s for the same patient ID Re-attending within 3 months - Children	8	146	5.5%	9.8%	11.4%	11.6%
% of FP17s for the same patient ID Re-attending within 3 months - Adults	79	392	20.2%	14.7%	15.0%	15.5%
% of FP17s for the same patient ID Re-attending between 3 & 9 months - Children	23	146	15.8%	52.8%	59.9%	58.8%
% of FP17s for the same patient ID Re-attending between 3 & 9 months - Adults	72	392	18.4%	48.0%	52.0%	51.1%
% of FP17s for Band 1 Urgent Courses	17	417	4.1%	8.0%	8.0%	9.0%
% of FP17s Relating to Free Repair or Replacements	0	417	0.0%	0.7%	0.8%	0.8%
% of FP17s Relating to Continuations	3	417	0.7%	0.8%	0.9%	0.9%
% of Patients satisfied with the dentistry they have received	0	0	N/A	92.8%	93.5%	93.3%
% of Patients satisfied with the time they had to wait for an appointment	0	0	N/A	89.7%	89.1%	88.9%

* This is based on patients treated on this contract for their most recent course of treatment. Figures in italics indicate the base number of FP17s or Patient Questionnaire responses are less than 100. N/A is shown where the base number of responses is less than 10 during the period. % is calculated as Quantity/Base number*100

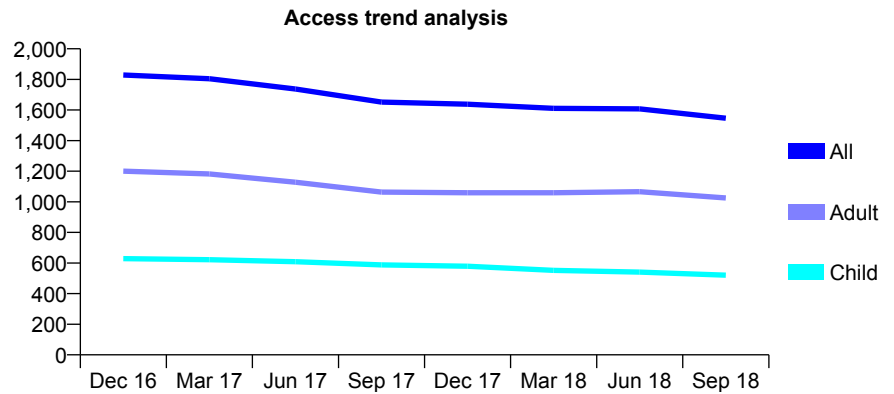
Q54 - Vital Signs At a Glance Contract Report for 361690/0001 - September 2018

Name or company name	MR M AGGARWAL
Contract type name	GDS Contract
Purpose of contract	General
Contract start date	01/04/2006
Contract end date	

18/19 Contracted general activity (UDA)	3,955
Carry forward general activity (UDA)	0
18/19 Contracted orthodontic activity (UOA)	0
Carry forward orthodontic activity (UOA)	0
Baseline contract value	£99,357.37

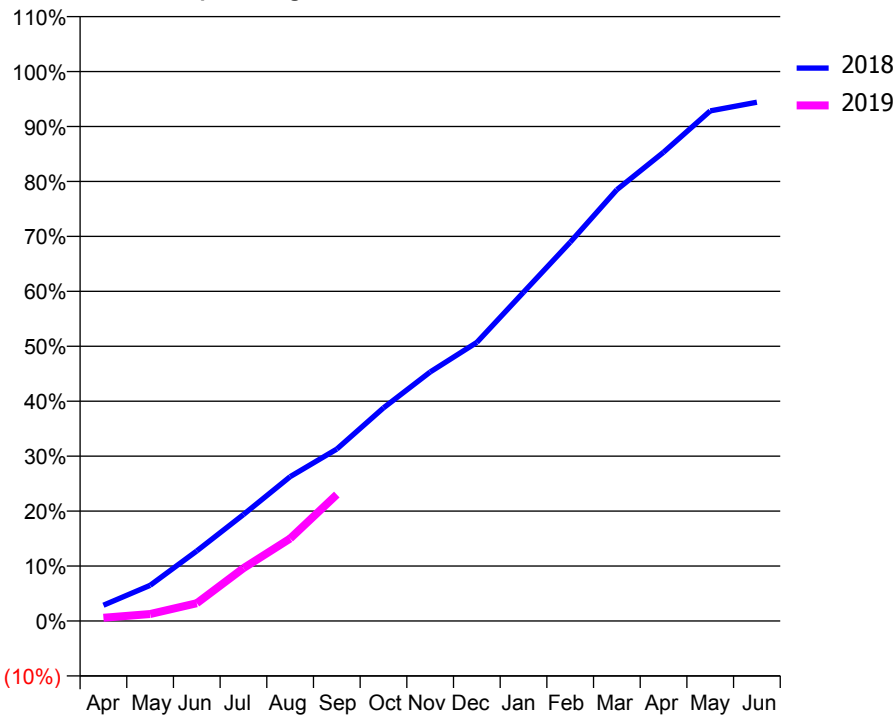
ACCESS*

Patients seen in 24 months	Total	Change since previous quarter
Quarter ending September 2017	1,652	
Quarter ending December 2017	1,638	→
Quarter ending March 2018	1,611	↓
Quarter ending June 2018	1,607	→
Quarter ending September 2018	1,546	↓
Variance since September 2017	(6.4%)	↓



ACTIVITY

Cumulative percentage of contracted UDA delivered 2018 & 2019



Adjusted Scheduled Activity (UDA)		
Month	2018	2019
April	114	23
May	257	50
June	504	128
July	767	381
August	1,039	594
September	1,238	911
October	1,534	
November	1,793	
December	2,005	
January	2,367	
February	2,726	
March	3,104	
April	3,374	
May	3,672	
June	3,734	

QUALITY

	Quantity	Base Number	Contract	AT	Region	England
% of FP17s for the same patient ID Re-attending within 3 months - Children	11	247	4.5%	9.8%	11.4%	11.6%
% of FP17s for the same patient ID Re-attending within 3 months - Adults	29	478	6.1%	14.7%	15.0%	15.5%
% of FP17s for the same patient ID Re-attending between 3 & 9 months - Children	117	247	47.4%	52.8%	59.9%	58.8%
% of FP17s for the same patient ID Re-attending between 3 & 9 months - Adults	188	478	39.3%	48.0%	52.0%	51.1%
% of FP17s for Band 1 Urgent Courses	13	421	3.1%	8.0%	8.0%	9.0%
% of FP17s Relating to Free Repair or Replacements	1	421	0.2%	0.7%	0.8%	0.8%
% of FP17s Relating to Continuations	0	421	0.0%	0.8%	0.9%	0.9%
% of Patients satisfied with the dentistry they have received	6	9	N/A	92.8%	93.5%	93.3%
% of Patients satisfied with the time they had to wait for an appointment	6	9	N/A	89.7%	89.1%	88.9%

* This is based on patients treated on this contract for their most recent course of treatment. Figures in italics indicate the base number of FP17s or Patient Questionnaire responses are less than 100. N/A is shown where the base number of responses is less than 10 during the period. % is calculated as Quantity/Base number*100

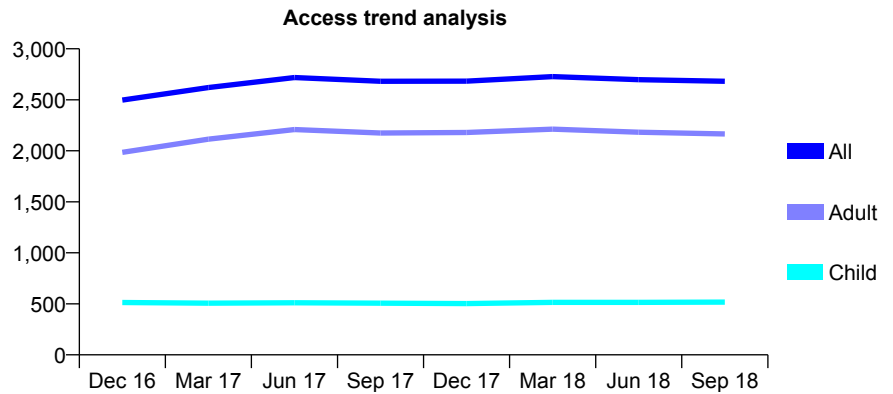
Q54 - Vital Signs At a Glance Contract Report for 372471/0001 - September 2018

Name or company name	A Nandra & E Kara Partnership
Contract type name	GDS Contract
Purpose of contract	General
Contract start date	01/07/2015
Contract end date	

18/19 Contracted general activity (UDA)	8,492
Carry forward general activity (UDA)	-93
18/19 Contracted orthodontic activity (UOA)	0
Carry forward orthodontic activity (UOA)	0
Baseline contract value	£279,503.00

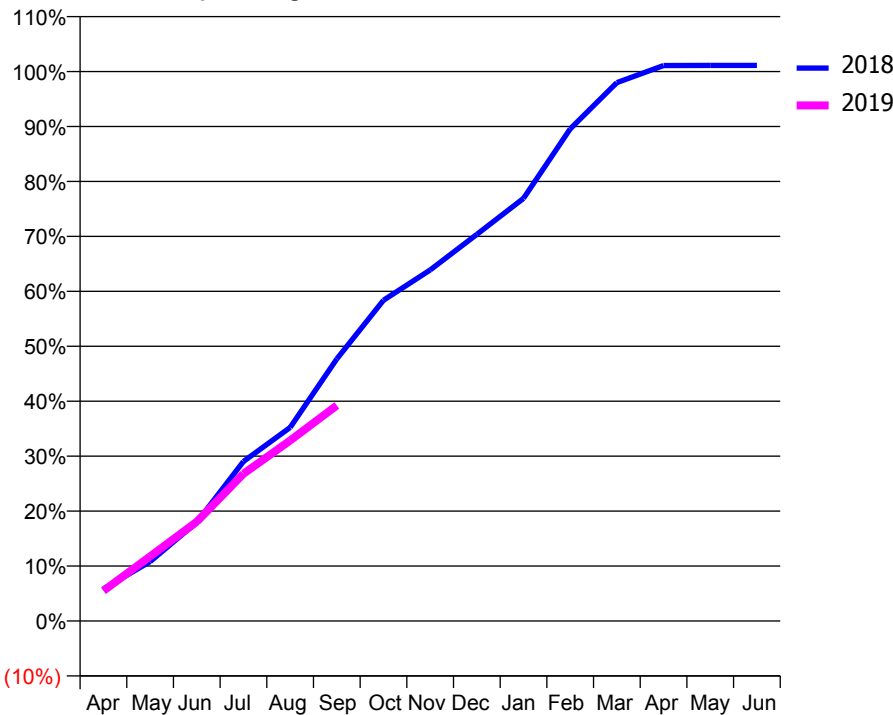
ACCESS*

Patients seen in 24 months	Total	Change since previous quarter
Quarter ending September 2017	2,682	
Quarter ending December 2017	2,683	→
Quarter ending March 2018	2,727	→
Quarter ending June 2018	2,697	↓
Quarter ending September 2018	2,682	→
Variance since September 2017	0.0%	→



ACTIVITY

Cumulative percentage of contracted UDA delivered 2018 & 2019



Month	Adjusted Scheduled Activity (UDA)	
	2018	2019
April	496	468
May	919	998
June	1,526	1,535
July	2,465	2,277
August	2,991	2,790
September	4,051	3,331
October	4,958	
November	5,426	
December	5,974	
January	6,532	
February	7,605	
March	8,321	
April	8,584	
May	8,585	
June	8,585	

QUALITY

	Quantity	Base Number	Contract	AT	Region	England
% of FP17s for the same patient ID Re-attending within 3 months - Children	21	296	7.1%	9.8%	11.4%	11.6%
% of FP17s for the same patient ID Re-attending within 3 months - Adults	150	1,180	12.7%	14.7%	15.0%	15.5%
% of FP17s for the same patient ID Re-attending between 3 & 9 months - Children	149	296	50.3%	52.8%	59.9%	58.8%
% of FP17s for the same patient ID Re-attending between 3 & 9 months - Adults	589	1,180	49.9%	48.0%	52.0%	51.1%
% of FP17s for Band 1 Urgent Courses	111	1,375	8.1%	8.0%	8.0%	9.0%
% of FP17s Relating to Free Repair or Replacements	11	1,375	0.8%	0.7%	0.8%	0.8%
% of FP17s Relating to Continuations	11	1,375	0.8%	0.8%	0.9%	0.9%
% of Patients satisfied with the dentistry they have received	1	1	N/A	92.8%	93.5%	93.3%
% of Patients satisfied with the time they had to wait for an appointment	1	1	N/A	89.7%	89.1%	88.9%

* This is based on patients treated on this contract for their most recent course of treatment. Figures in italics indicate the base number of FP17s or Patient Questionnaire responses are less than 100. N/A is shown where the base number of responses is less than 10 during the period. % is calculated as Quantity/Base number*100

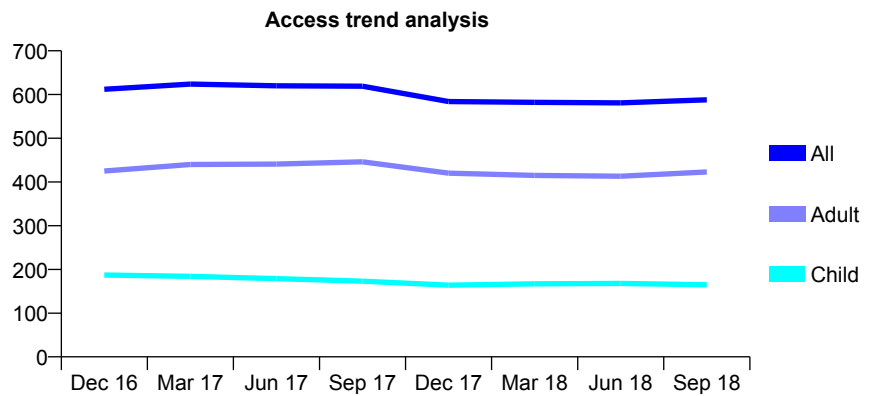
Q54 - Vital Signs At a Glance Contract Report for 564192/0001 - September 2018

Name or company name	MR PJ ROBERTS
Contract type name	GDS Contract
Purpose of contract	General
Contract start date	01/04/2006
Contract end date	

18/19 Contracted general activity (UDA)	1,393
Carry forward general activity (UDA)	-27
18/19 Contracted orthodontic activity (UOA)	0
Carry forward orthodontic activity (UOA)	0
Baseline contract value	£31,173.06

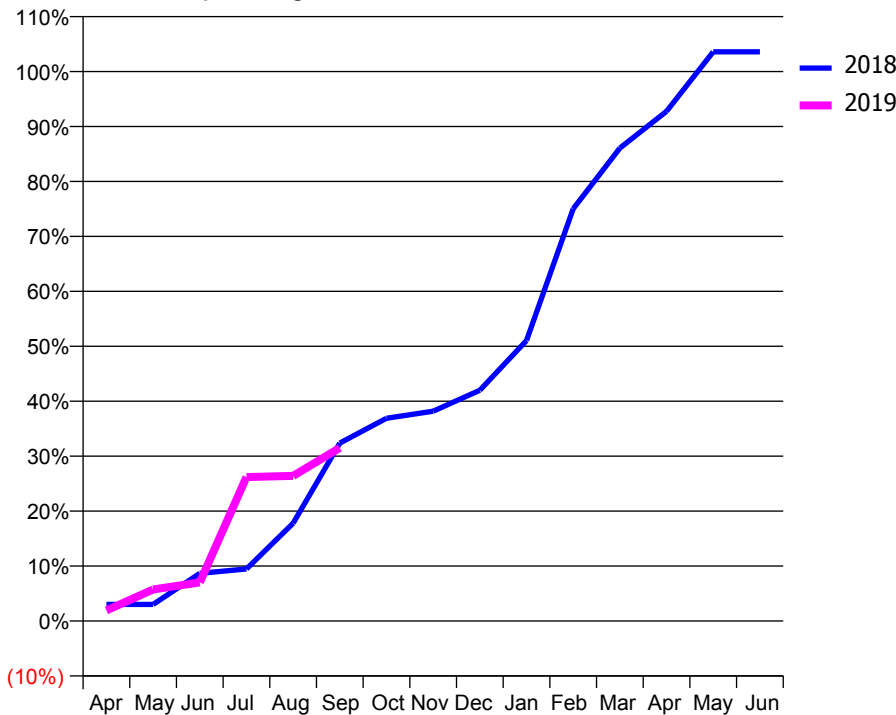
ACCESS*

Patients seen in 24 months	Total	Change since previous quarter
Quarter ending September 2017	619	
Quarter ending December 2017	584	↓
Quarter ending March 2018	582	→
Quarter ending June 2018	581	→
Quarter ending September 2018	588	→
Variance since September 2017	(5.0%)	↓



ACTIVITY

Cumulative percentage of contracted UDA delivered 2018 & 2019



Month	Adjusted Scheduled Activity (UDA)	
	2018	2019
April	42	27
May	42	80
June	121	98
July	132	365
August	248	368
September	451	439
October	514	
November	532	
December	585	
January	711	
February	1,045	
March	1,199	
April	1,292	
May	1,443	
June	1,443	

QUALITY

	Quantity	Base Number	Contract	AT	Region	England
% of FP17s for the same patient ID Re-attending within 3 months - Children	5	103	4.9%	9.8%	11.4%	11.6%
% of FP17s for the same patient ID Re-attending within 3 months - Adults	25	179	14.0%	14.7%	15.0%	15.5%
% of FP17s for the same patient ID Re-attending between 3 & 9 months - Children	60	103	58.3%	52.8%	59.9%	58.8%
% of FP17s for the same patient ID Re-attending between 3 & 9 months - Adults	67	179	37.4%	48.0%	52.0%	51.1%
% of FP17s for Band 1 Urgent Courses	0	200	0.0%	8.0%	8.0%	9.0%
% of FP17s Relating to Free Repair or Replacements	1	200	0.5%	0.7%	0.8%	0.8%
% of FP17s Relating to Continuations	0	200	0.0%	0.8%	0.9%	0.9%
% of Patients satisfied with the dentistry they have received	1	1	N/A	92.8%	93.5%	93.3%
% of Patients satisfied with the time they had to wait for an appointment	1	1	N/A	89.7%	89.1%	88.9%

* This is based on patients treated on this contract for their most recent course of treatment. Figures in italics indicate the base number of FP17s or Patient Questionnaire responses are less than 100. N/A is shown where the base number of responses is less than 10 during the period. % is calculated as Quantity/Base number*100

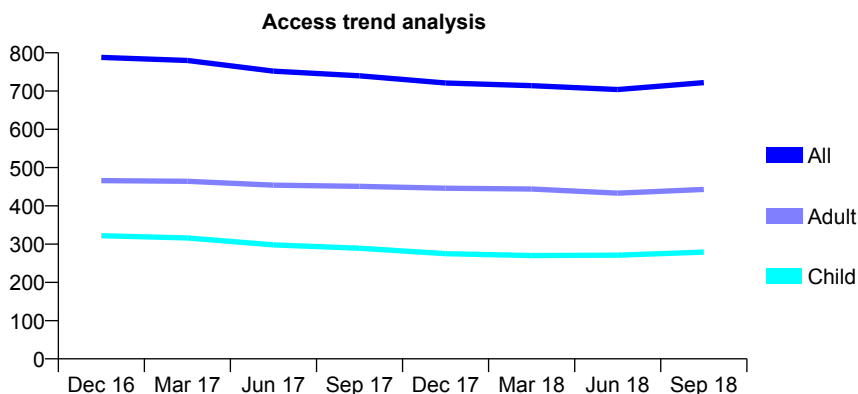
Q54 - Vital Signs At a Glance Contract Report for 565032/0001 - September 2018

Name or company name	MR P CASASOLA
Contract type name	GDS Contract
Purpose of contract	General
Contract start date	01/04/2006
Contract end date	

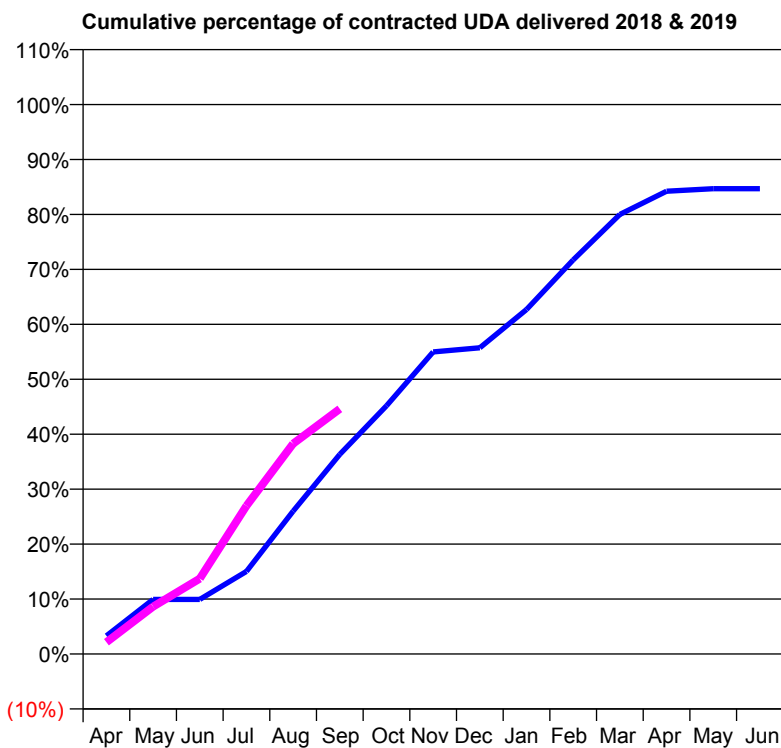
18/19 Contracted general activity (UDA)	1,450
Carry forward general activity (UDA)	0
18/19 Contracted orthodontic activity (UOA)	0
Carry forward orthodontic activity (UOA)	0
Baseline contract value	£35,981.06

ACCESS*

Patients seen in 24 months	Total	Change since previous quarter
Quarter ending September 2017	740	
Quarter ending December 2017	721	↓
Quarter ending March 2018	714	→
Quarter ending June 2018	704	↓
Quarter ending September 2018	722	↑
Variance since September 2017	(2.4%)	↓



ACTIVITY



Adjusted Scheduled Activity (UDA)		
Month	2018	2019
April	48	31
May	144	125
June	144	199
July	218	391
August	377	555
September	527	647
October	655	
November	797	
December	808	
January	909	
February	1,040	
March	1,160	
April	1,221	
May	1,228	
June	1,228	

QUALITY

	Quantity	Base Number	Contract	AT	Region	England
% of FP17s for the same patient ID Re-attending within 3 months - Children	3	198	1.5%	9.8%	11.4%	11.6%
% of FP17s for the same patient ID Re-attending within 3 months - Adults	25	259	9.7%	14.7%	15.0%	15.5%
% of FP17s for the same patient ID Re-attending between 3 & 9 months - Children	106	198	53.5%	52.8%	59.9%	58.8%
% of FP17s for the same patient ID Re-attending between 3 & 9 months - Adults	120	259	46.3%	48.0%	52.0%	51.1%
% of FP17s for Band 1 Urgent Courses	0	414	0.0%	8.0%	8.0%	9.0%
% of FP17s Relating to Free Repair or Replacements	2	414	0.5%	0.7%	0.8%	0.8%
% of FP17s Relating to Continuations	0	414	0.0%	0.8%	0.9%	0.9%
% of Patients satisfied with the dentistry they have received	0	0	N/A	92.8%	93.5%	93.3%
% of Patients satisfied with the time they had to wait for an appointment	0	0	N/A	89.7%	89.1%	88.9%

* This is based on patients treated on this contract for their most recent course of treatment. Figures in italics indicate the base number of FP17s or Patient Questionnaire responses are less than 100. N/A is shown where the base number of responses is less than 10 during the period. % is calculated as Quantity/Base number*100

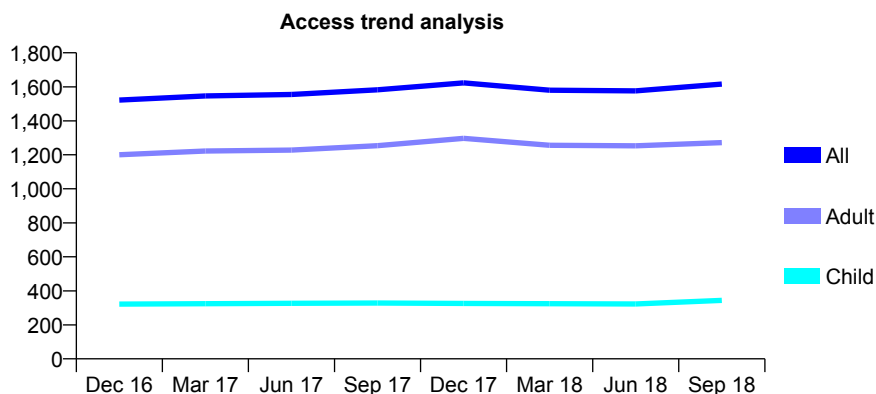
Q54 - Vital Signs At a Glance Contract Report for 568724/0001 - September 2018

Name or company name	MR MD SEGELOV
Contract type name	GDS Contract
Purpose of contract	General
Contract start date	01/04/2006
Contract end date	

18/19 Contracted general activity (UDA)	3,197
Carry forward general activity (UDA)	-62
18/19 Contracted orthodontic activity (UOA)	0
Carry forward orthodontic activity (UOA)	0
Baseline contract value	£85,581.31

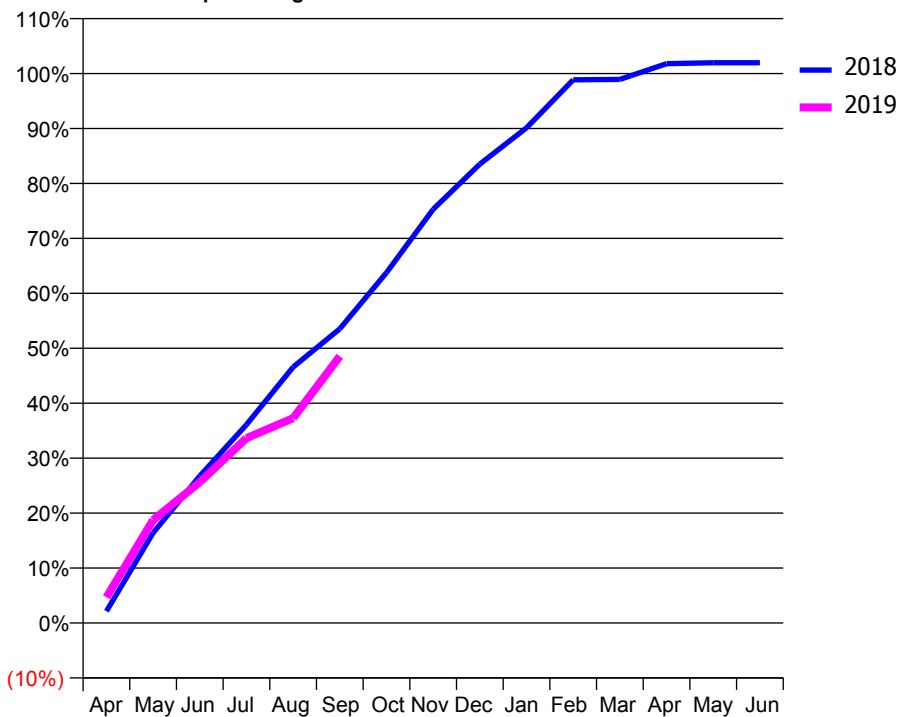
ACCESS*

Patients seen in 24 months	Total	Change since previous quarter
Quarter ending September 2017	1,582	
Quarter ending December 2017	1,623	↑
Quarter ending March 2018	1,580	↓
Quarter ending June 2018	1,576	→
Quarter ending September 2018	1,616	↑
Variance since September 2017	2.1%	↑



ACTIVITY

Cumulative percentage of contracted UDA delivered 2018 & 2019



Adjusted Scheduled Activity (UDA)		
Month	2018	2019
April	69	150
May	525	600
June	855	820
July	1,154	1,076
August	1,489	1,192
September	1,712	1,552
October	2,039	
November	2,407	
December	2,670	
January	2,881	
February	3,161	
March	3,163	
April	3,254	
May	3,260	
June	3,260	

QUALITY

	Quantity	Base Number	Contract	AT	Region	England
% of FP17s for the same patient ID Re-attending within 3 months - Children	8	225	3.6%	9.8%	11.4%	11.6%
% of FP17s for the same patient ID Re-attending within 3 months - Adults	42	686	6.1%	14.7%	15.0%	15.5%
% of FP17s for the same patient ID Re-attending between 3 & 9 months - Children	99	225	44.0%	52.8%	59.9%	58.8%
% of FP17s for the same patient ID Re-attending between 3 & 9 months - Adults	359	686	52.3%	48.0%	52.0%	51.1%
% of FP17s for Band 1 Urgent Courses	45	849	5.3%	8.0%	8.0%	9.0%
% of FP17s Relating to Free Repair or Replacements	2	849	0.2%	0.7%	0.8%	0.8%
% of FP17s Relating to Continuations	0	849	0.0%	0.8%	0.9%	0.9%
% of Patients satisfied with the dentistry they have received	0	0	N/A	92.8%	93.5%	93.3%
% of Patients satisfied with the time they had to wait for an appointment	0	0	N/A	89.7%	89.1%	88.9%

* This is based on patients treated on this contract for their most recent course of treatment. Figures in italics indicate the base number of FP17s or Patient Questionnaire responses are less than 100. N/A is shown where the base number of responses is less than 10 during the period. % is calculated as Quantity/Base number*100

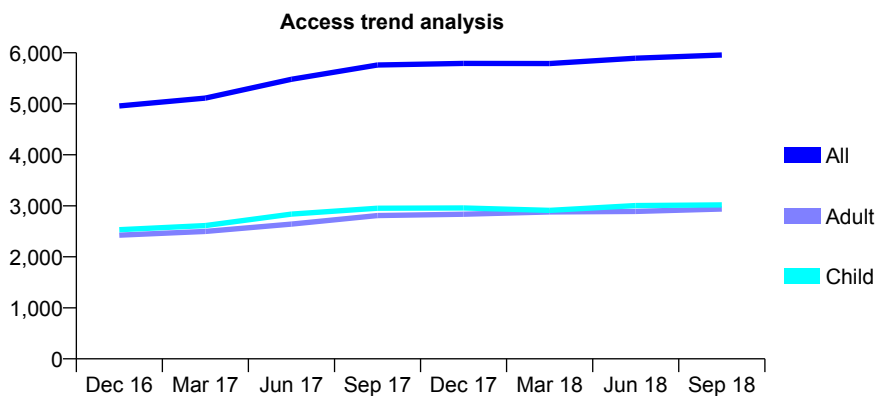
Q54 - Vital Signs At a Glance Contract Report for 570192/0002 - September 2018

Name or company name	Mr A Solanki & Miss K Solanki
Contract type name	GDS Contract
Purpose of contract	General
Contract start date	01/04/2006
Contract end date	

18/19 Contracted general activity (UDA)	16,425
Carry forward general activity (UDA)	-328
18/19 Contracted orthodontic activity (UOA)	0
Carry forward orthodontic activity (UOA)	0
Baseline contract value	£475,948.93

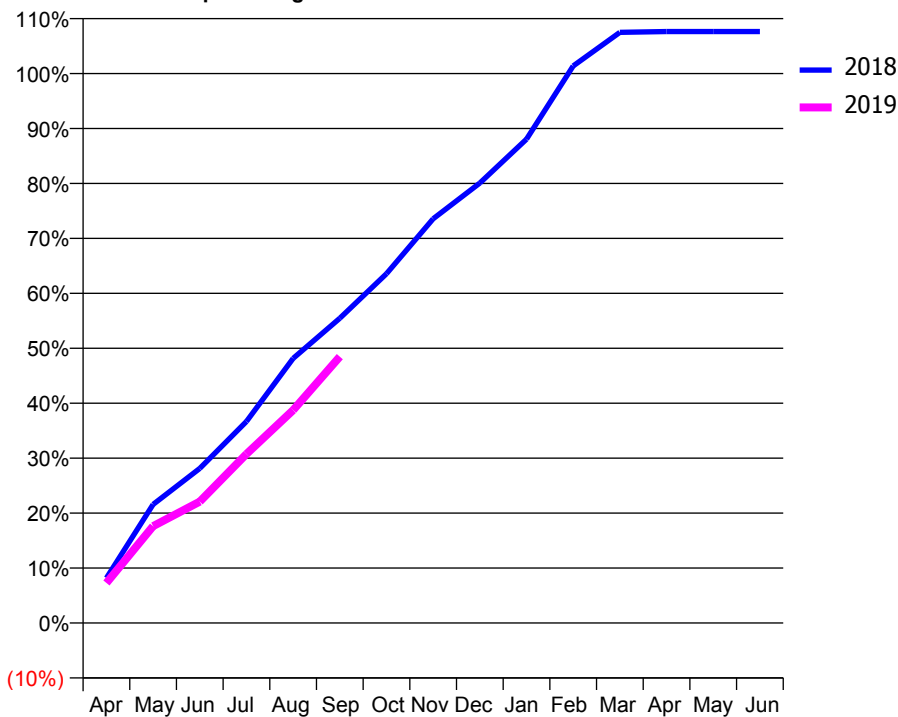
ACCESS*

Patients seen in 24 months	Total	Change since previous quarter
Quarter ending September 2017	5,762	
Quarter ending December 2017	5,792	→
Quarter ending March 2018	5,790	→
Quarter ending June 2018	5,893	→
Quarter ending September 2018	5,956	→
Variance since September 2017	3.4%	↑



ACTIVITY

Cumulative percentage of contracted UDA delivered 2018 & 2019



Month	Adjusted Scheduled Activity (UDA)	
	2018	2019
April	1,279	1,197
May	3,369	2,894
June	4,393	3,631
July	5,729	5,053
August	7,520	6,362
September	8,659	7,963
October	9,924	
November	11,484	
December	12,502	
January	13,747	
February	15,829	
March	16,781	
April	16,803	
May	16,803	
June	16,804	

QUALITY

	Quantity	Base Number	Contract	AT	Region	England
% of FP17s for the same patient ID Re-attending within 3 months - Children	114	2,118	5.4%	9.8%	11.4%	11.6%
% of FP17s for the same patient ID Re-attending within 3 months - Adults	213	1,643	13.0%	14.7%	15.0%	15.5%
% of FP17s for the same patient ID Re-attending between 3 & 9 months - Children	1,188	2,118	56.1%	52.8%	59.9%	58.8%
% of FP17s for the same patient ID Re-attending between 3 & 9 months - Adults	745	1,643	45.3%	48.0%	52.0%	51.1%
% of FP17s for Band 1 Urgent Courses	311	3,511	8.9%	8.0%	8.0%	9.0%
% of FP17s Relating to Free Repair or Replacements	0	3,511	0.0%	0.7%	0.8%	0.8%
% of FP17s Relating to Continuations	8	3,511	0.2%	0.8%	0.9%	0.9%
% of Patients satisfied with the dentistry they have received	2	2	N/A	92.8%	93.5%	93.3%
% of Patients satisfied with the time they had to wait for an appointment	2	2	N/A	89.7%	89.1%	88.9%

* This is based on patients treated on this contract for their most recent course of treatment. Figures in italics indicate the base number of FP17s or Patient Questionnaire responses are less than 100. N/A is shown where the base number of responses is less than 10 during the period. % is calculated as Quantity/Base number*100

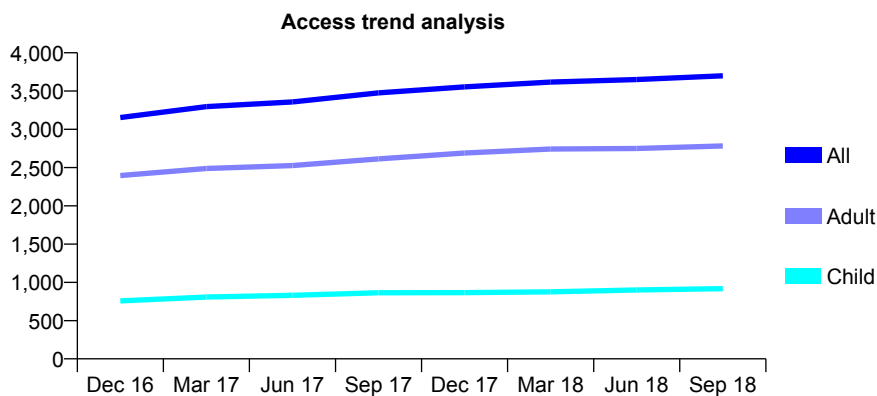
Q54 - Vital Signs At a Glance Contract Report for 576530/0001 - September 2018

Name or company name	MR AK PAL
Contract type name	GDS Contract
Purpose of contract	General
Contract start date	01/04/2006
Contract end date	

18/19 Contracted general activity (UDA)	6,708
Carry forward general activity (UDA)	-68
18/19 Contracted orthodontic activity (UOA)	0
Carry forward orthodontic activity (UOA)	0
Baseline contract value	£221,932.41

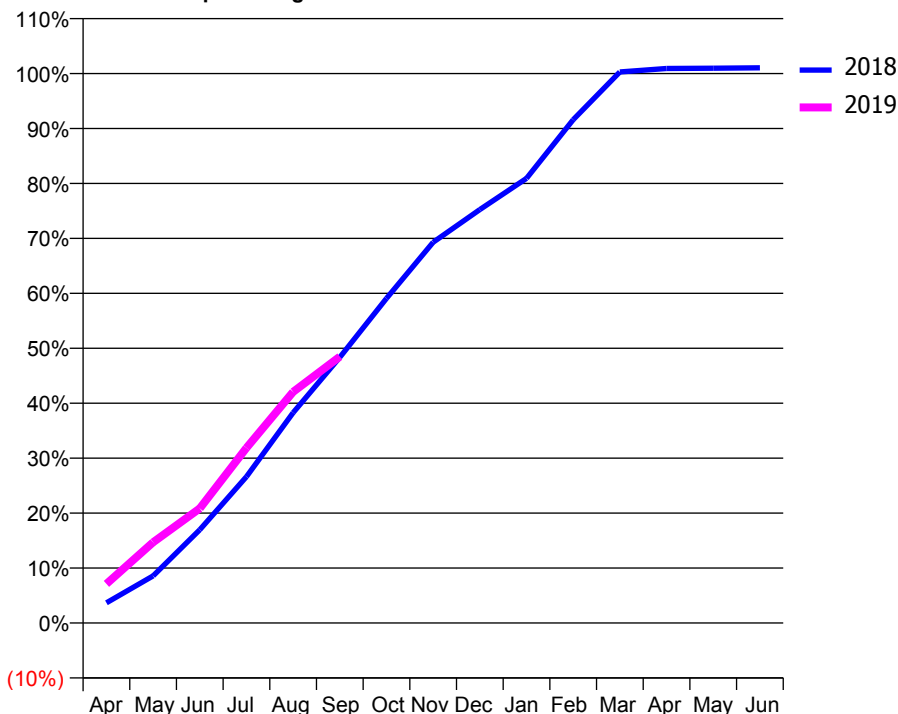
ACCESS*

Patients seen in 24 months	Total	Change since previous quarter
Quarter ending September 2017	3,477	
Quarter ending December 2017	3,555	↑
Quarter ending March 2018	3,618	→
Quarter ending June 2018	3,650	→
Quarter ending September 2018	3,700	→
Variance since September 2017	6.4%	↑



ACTIVITY

Cumulative percentage of contracted UDA delivered 2018 & 2019



Month	Adjusted Scheduled Activity (UDA)	
	2018	2019
April	247	477
May	575	986
June	1,139	1,398
July	1,786	2,138
August	2,568	2,823
September	3,243	3,252
October	3,962	
November	4,649	
December	5,047	
January	5,429	
February	6,144	
March	6,727	
April	6,769	
May	6,772	
June	6,777	

QUALITY

	Quantity	Base Number	Contract	AT	Region	England
% of FP17s for the same patient ID Re-attending within 3 months - Children	55	648	8.5%	9.8%	11.4%	11.6%
% of FP17s for the same patient ID Re-attending within 3 months - Adults	224	1,431	15.7%	14.7%	15.0%	15.5%
% of FP17s for the same patient ID Re-attending between 3 & 9 months - Children	307	648	47.4%	52.8%	59.9%	58.8%
% of FP17s for the same patient ID Re-attending between 3 & 9 months - Adults	482	1,431	33.7%	48.0%	52.0%	51.1%
% of FP17s for Band 1 Urgent Courses	186	1,638	11.4%	8.0%	8.0%	9.0%
% of FP17s Relating to Free Repair or Replacements	13	1,638	0.8%	0.7%	0.8%	0.8%
% of FP17s Relating to Continuations	12	1,638	0.7%	0.8%	0.9%	0.9%
% of Patients satisfied with the dentistry they have received	1	1	N/A	92.8%	93.5%	93.3%
% of Patients satisfied with the time they had to wait for an appointment	1	1	N/A	89.7%	89.1%	88.9%

* This is based on patients treated on this contract for their most recent course of treatment. Figures in italics indicate the base number of FP17s or Patient Questionnaire responses are less than 100. N/A is shown where the base number of responses is less than 10 during the period. % is calculated as Quantity/Base number*100

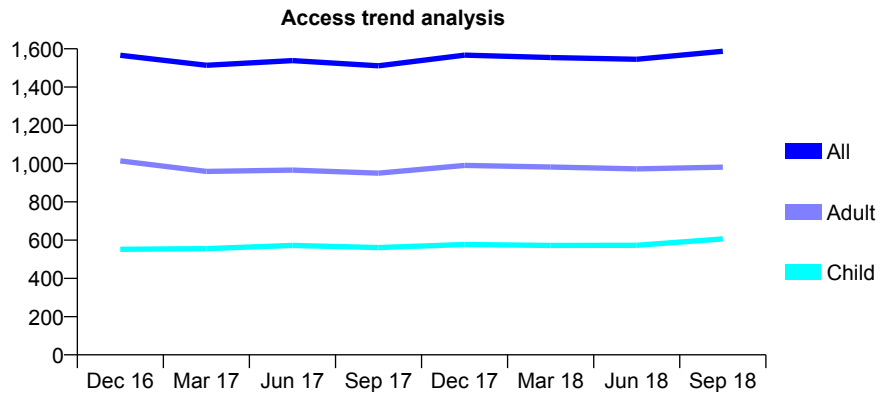
Q54 - Vital Signs At a Glance Contract Report for 577820/0001 - September 2018

Name or company name	Novos Dental Clinic
Contract type name	GDS Contract
Purpose of contract	General
Contract start date	01/04/2006
Contract end date	

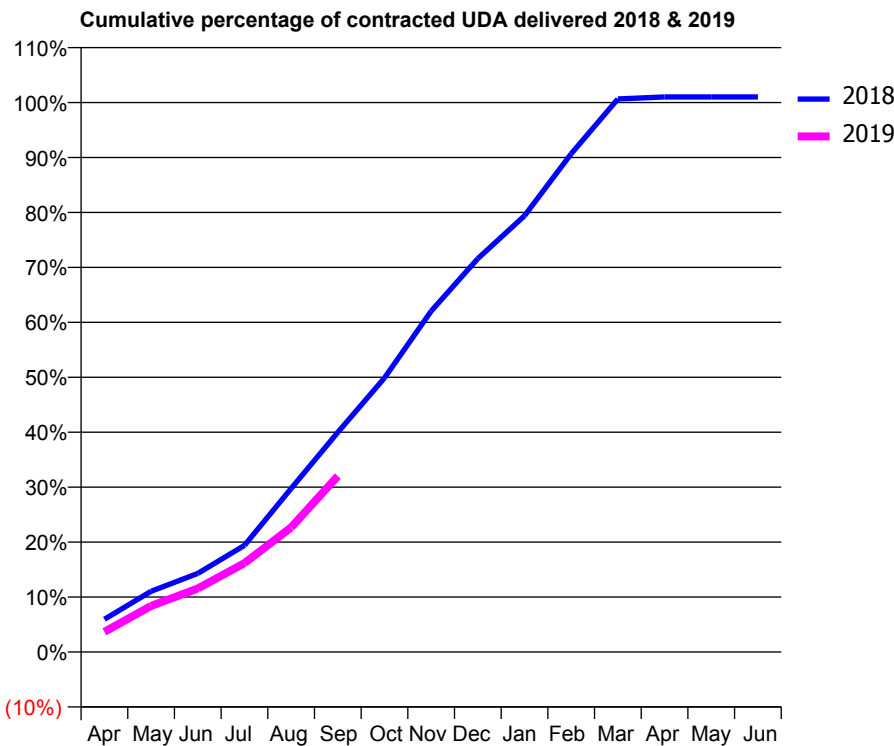
18/19 Contracted general activity (UDA)	7,540
Carry forward general activity (UDA)	-77
18/19 Contracted orthodontic activity (UOA)	0
Carry forward orthodontic activity (UOA)	0
Baseline contract value	£223,103.69

ACCESS*

Patients seen in 24 months	Total	Change since previous quarter
Quarter ending September 2017	1,511	
Quarter ending December 2017	1,567	↑
Quarter ending March 2018	1,554	→
Quarter ending June 2018	1,545	→
Quarter ending September 2018	1,587	↑
Variance since September 2017	5.0%	↑



ACTIVITY



Month	Adjusted Scheduled Activity (UDA)	
	2018	2019
April	448	277
May	833	632
June	1,079	872
July	1,463	1,219
August	2,244	1,710
September	3,015	2,415
October	3,761	
November	4,679	
December	5,399	
January	5,986	
February	6,836	
March	7,588	
April	7,617	
May	7,617	
June	7,617	

QUALITY

	Quantity	Base Number	Contract	AT	Region	England
% of FP17s for the same patient ID Re-attending within 3 months - Children	7	340	2.1%	9.8%	11.4%	11.6%
% of FP17s for the same patient ID Re-attending within 3 months - Adults	43	500	8.6%	14.7%	15.0%	15.5%
% of FP17s for the same patient ID Re-attending between 3 & 9 months - Children	183	340	53.8%	52.8%	59.9%	58.8%
% of FP17s for the same patient ID Re-attending between 3 & 9 months - Adults	217	500	43.4%	48.0%	52.0%	51.1%
% of FP17s for Band 1 Urgent Courses	50	832	6.0%	8.0%	8.0%	9.0%
% of FP17s Relating to Free Repair or Replacements	0	832	0.0%	0.7%	0.8%	0.8%
% of FP17s Relating to Continuations	3	832	0.4%	0.8%	0.9%	0.9%
% of Patients satisfied with the dentistry they have received	0	0	N/A	92.8%	93.5%	93.3%
% of Patients satisfied with the time they had to wait for an appointment	0	0	N/A	89.7%	89.1%	88.9%

* This is based on patients treated on this contract for their most recent course of treatment. Figures in italics indicate the base number of FP17s or Patient Questionnaire responses are less than 100. N/A is shown where the base number of responses is less than 10 during the period. % is calculated as Quantity/Base number*100

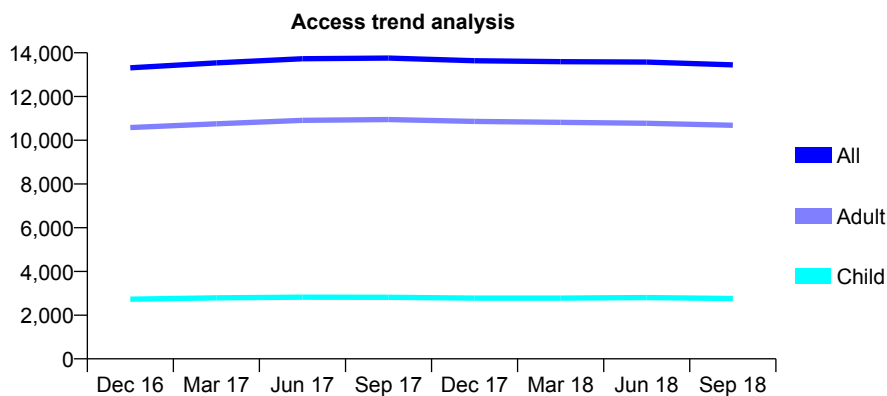
Q54 - Vital Signs At a Glance Contract Report for 619744/0004 - September 2018

Name or company name	MR AM WILLIAMS
Contract type name	GDS Contract
Purpose of contract	General and Orthodontic
Contract start date	01/07/2012
Contract end date	

18/19 Contracted general activity (UDA)	42,273
Carry forward general activity (UDA)	0
18/19 Contracted orthodontic activity (UOA)	1,974
Carry forward orthodontic activity (UOA)	-17
Baseline contract value	£1,113,654.76

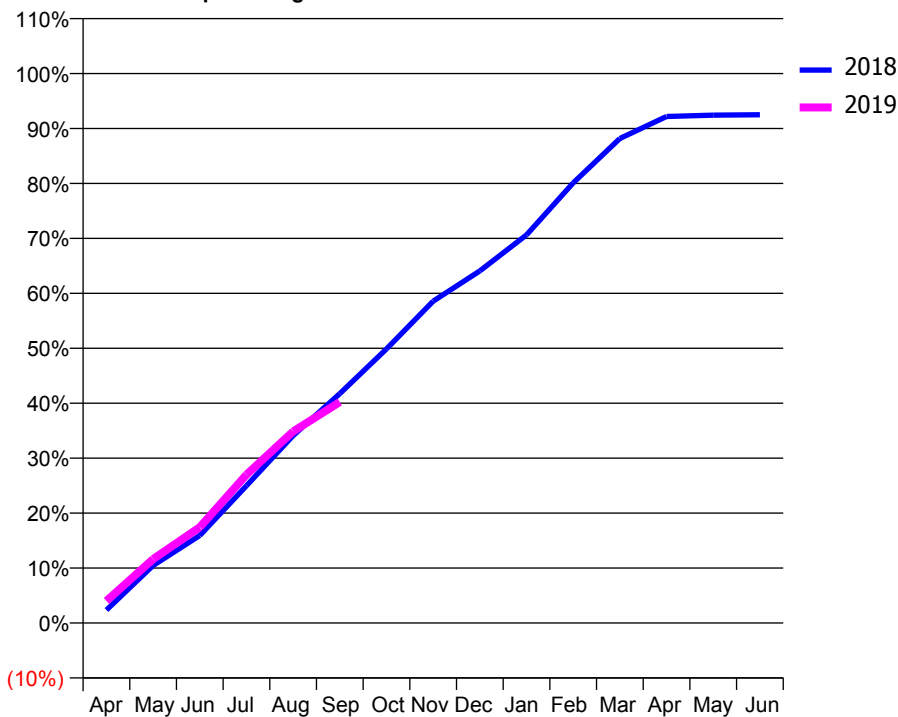
ACCESS*

Patients seen in 24 months	Total	Change since previous quarter
Quarter ending September 2017	13,762	
Quarter ending December 2017	13,640	→
Quarter ending March 2018	13,596	→
Quarter ending June 2018	13,575	→
Quarter ending September 2018	13,447	→
Variance since September 2017	(2.3%)	↓



ACTIVITY

Cumulative percentage of contracted UDA delivered 2018 & 2019



QUALITY

	Quantity	Base Number	Contract	AT	Region	England
% of FP17s for the same patient ID Re-attending within 3 months - Children	246	2,142	11.5%	9.8%	11.4%	11.6%
% of FP17s for the same patient ID Re-attending within 3 months - Adults	1,481	8,344	17.7%	14.7%	15.0%	15.5%
% of FP17s for the same patient ID Re-attending between 3 & 9 months - Children	1,271	2,142	59.3%	52.8%	59.9%	58.8%
% of FP17s for the same patient ID Re-attending between 3 & 9 months - Adults	5,014	8,344	60.1%	48.0%	52.0%	51.1%
% of FP17s for Band 1 Urgent Courses	915	9,475	9.7%	8.0%	8.0%	9.0%
% of FP17s Relating to Free Repair or Replacements	153	9,475	1.6%	0.7%	0.8%	0.8%
% of FP17s Relating to Continuations	194	9,475	2.0%	0.8%	0.9%	0.9%
% of Patients satisfied with the dentistry they have received	5	5	N/A	92.8%	93.5%	93.3%
% of Patients satisfied with the time they had to wait for an appointment	5	5	N/A	89.7%	89.1%	88.9%

* This is based on patients treated on this contract for their most recent course of treatment. Figures in italics indicate the base number of FP17s or Patient Questionnaire responses are less than 100. N/A is shown where the base number of responses is less than 10 during the period. % is calculated as Quantity/Base number*100

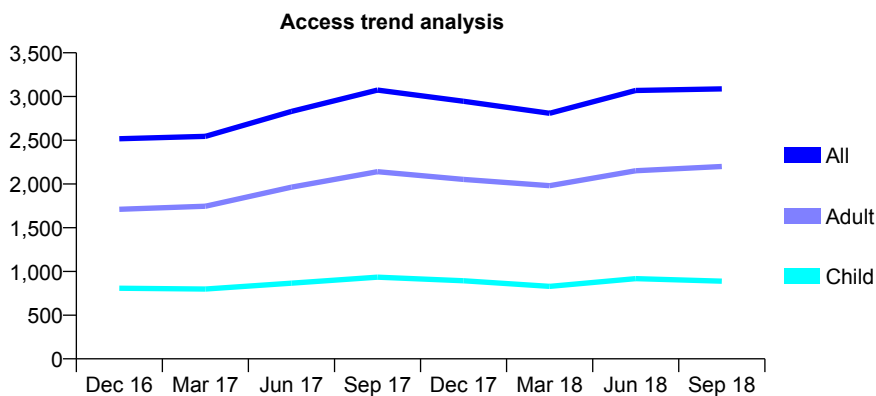
Q54 - Vital Signs At a Glance Contract Report for 629715/0001 - September 2018

Name or company name	MR M GIBBONS
Contract type name	GDS Contract
Purpose of contract	General
Contract start date	01/04/2006
Contract end date	

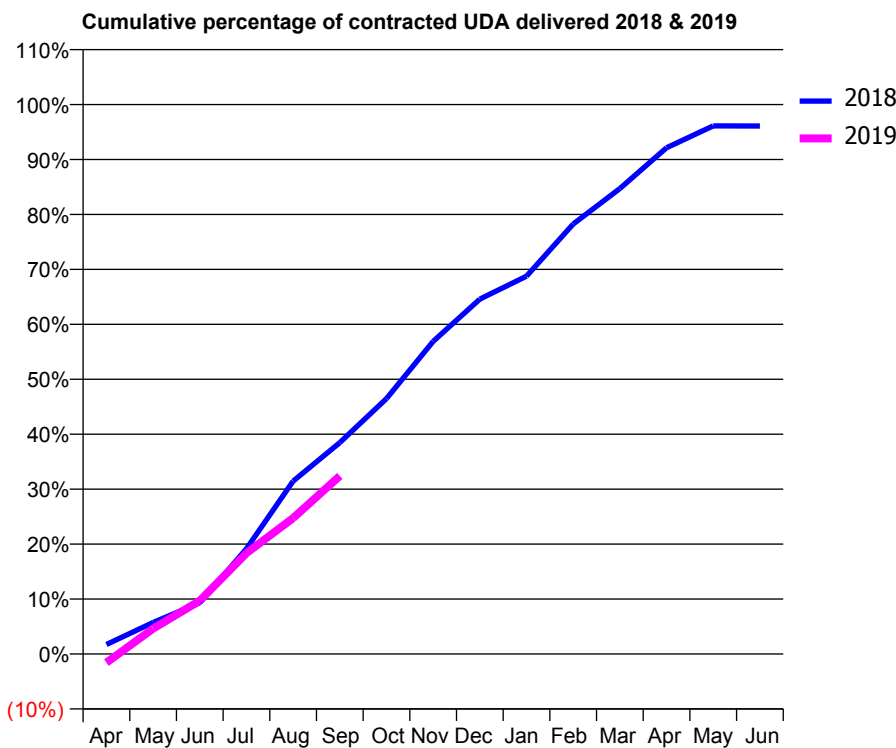
18/19 Contracted general activity (UDA)	9,814
Carry forward general activity (UDA)	384
18/19 Contracted orthodontic activity (UOA)	0
Carry forward orthodontic activity (UOA)	0
Baseline contract value	£225,174.32

ACCESS*

Patients seen in 24 months	Total	Change since previous quarter
Quarter ending September 2017	3,074	
Quarter ending December 2017	2,945	↓
Quarter ending March 2018	2,809	↓
Quarter ending June 2018	3,069	↑
Quarter ending September 2018	3,088	→
Variance since September 2017	0.5%	→



ACTIVITY



Month	Adjusted Scheduled Activity (UDA)	
	2018	2019
April	171	-157
May	563	453
June	915	952
July	1,880	1,803
August	3,089	2,428
September	3,775	3,181
October	4,562	
November	5,583	
December	6,338	
January	6,749	
February	7,680	
March	8,314	
April	9,042	
May	9,432	
June	9,430	

QUALITY

	Quantity	Base Number	Contract	AT	Region	England
% of FP17s for the same patient ID Re-attending within 3 months - Children	33	700	4.7%	9.8%	11.4%	11.6%
% of FP17s for the same patient ID Re-attending within 3 months - Adults	217	1,744	12.4%	14.7%	15.0%	15.5%
% of FP17s for the same patient ID Re-attending between 3 & 9 months - Children	344	700	49.1%	52.8%	59.9%	58.8%
% of FP17s for the same patient ID Re-attending between 3 & 9 months - Adults	776	1,744	44.5%	48.0%	52.0%	51.1%
% of FP17s for Band 1 Urgent Courses	111	1,961	5.7%	8.0%	8.0%	9.0%
% of FP17s Relating to Free Repair or Replacements	12	1,961	0.6%	0.7%	0.8%	0.8%
% of FP17s Relating to Continuations	26	1,961	1.3%	0.8%	0.9%	0.9%
% of Patients satisfied with the dentistry they have received	0	0	N/A	92.8%	93.5%	93.3%
% of Patients satisfied with the time they had to wait for an appointment	0	0	N/A	89.7%	89.1%	88.9%

* This is based on patients treated on this contract for their most recent course of treatment. Figures in italics indicate the base number of FP17s or Patient Questionnaire responses are less than 100. N/A is shown where the base number of responses is less than 10 during the period. % is calculated as Quantity/Base number*100

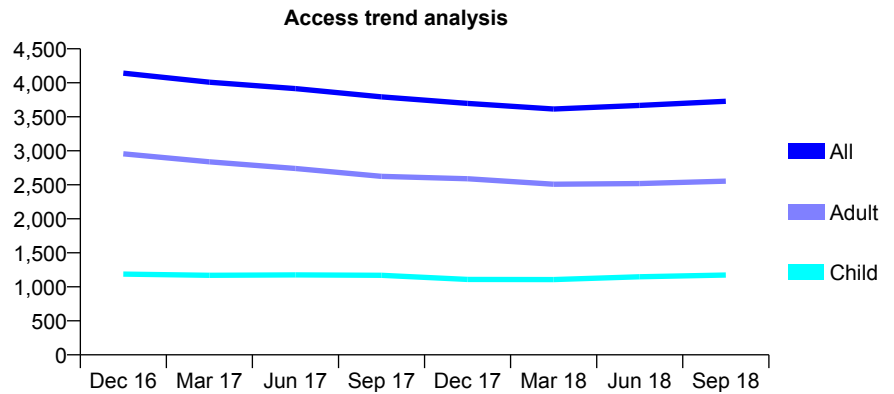
Q54 - Vital Signs At a Glance Contract Report for 629820/0001 - September 2018

Name or company name	488 Smile Avenue
Contract type name	GDS Contract
Purpose of contract	General
Contract start date	01/04/2006
Contract end date	

18/19 Contracted general activity (UDA)	16,237
Carry forward general activity (UDA)	0
18/19 Contracted orthodontic activity (UOA)	0
Carry forward orthodontic activity (UOA)	0
Baseline contract value	£376,361.20

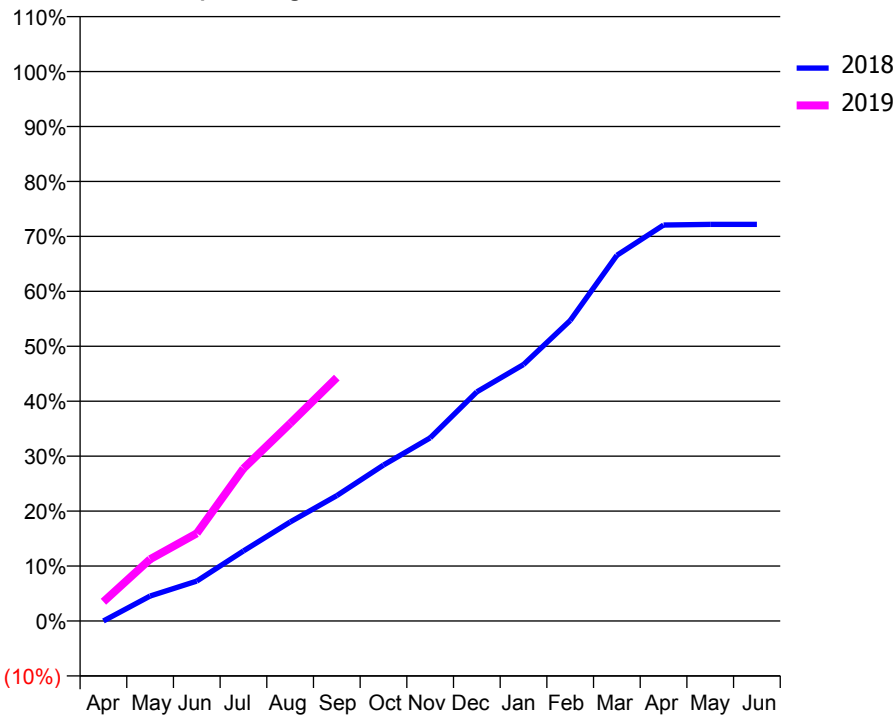
ACCESS*

Patients seen in 24 months	Total	Change since previous quarter
Quarter ending September 2017	3,794	
Quarter ending December 2017	3,697	↓
Quarter ending March 2018	3,615	↓
Quarter ending June 2018	3,668	→
Quarter ending September 2018	3,728	→
Variance since September 2017	(1.7%)	↓



ACTIVITY

Cumulative percentage of contracted UDA delivered 2018 & 2019



Month	Adjusted Scheduled Activity (UDA)	
	2018	2019
April	0	570
May	739	1,828
June	1,182	2,592
July	2,070	4,506
August	2,926	5,838
September	3,706	7,192
October	4,610	
November	5,410	
December	6,771	
January	7,579	
February	8,879	
March	10,807	
April	11,700	
May	11,721	
June	11,721	

QUALITY

	Quantity	Base Number	Contract	AT	Region	England
% of FP17s for the same patient ID Re-attending within 3 months - Children	32	691	4.6%	9.8%	11.4%	11.6%
% of FP17s for the same patient ID Re-attending within 3 months - Adults	169	1,509	11.2%	14.7%	15.0%	15.5%
% of FP17s for the same patient ID Re-attending between 3 & 9 months - Children	298	691	43.1%	52.8%	59.9%	58.8%
% of FP17s for the same patient ID Re-attending between 3 & 9 months - Adults	674	1,509	44.7%	48.0%	52.0%	51.1%
% of FP17s for Band 1 Urgent Courses	165	2,005	8.2%	8.0%	8.0%	9.0%
% of FP17s Relating to Free Repair or Replacements	11	2,005	0.5%	0.7%	0.8%	0.8%
% of FP17s Relating to Continuations	7	2,005	0.3%	0.8%	0.9%	0.9%
% of Patients satisfied with the dentistry they have received	2	2	N/A	92.8%	93.5%	93.3%
% of Patients satisfied with the time they had to wait for an appointment	2	2	N/A	89.7%	89.1%	88.9%

* This is based on patients treated on this contract for their most recent course of treatment. Figures in italics indicate the base number of FP17s or Patient Questionnaire responses are less than 100. N/A is shown where the base number of responses is less than 10 during the period. % is calculated as Quantity/Base number*100

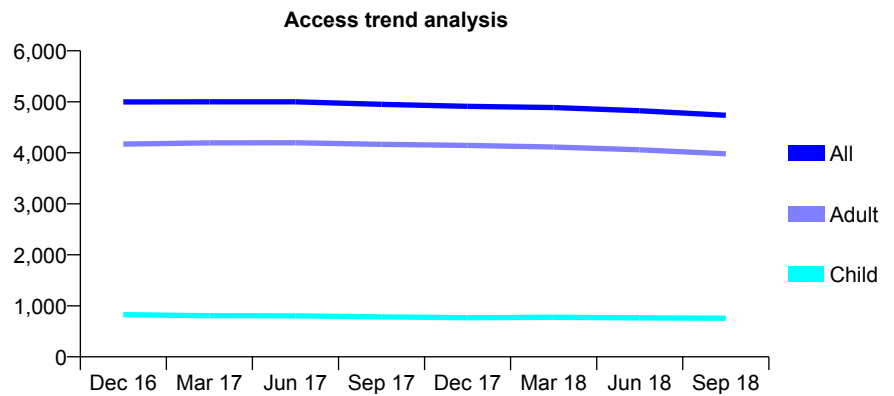
Q54 - Vital Signs At a Glance Contract Report for 630179/0001 - September 2018

Name or company name	Blackheath Dental Practice
Contract type name	GDS Contract
Purpose of contract	General and Orthodontic
Contract start date	01/04/2006
Contract end date	

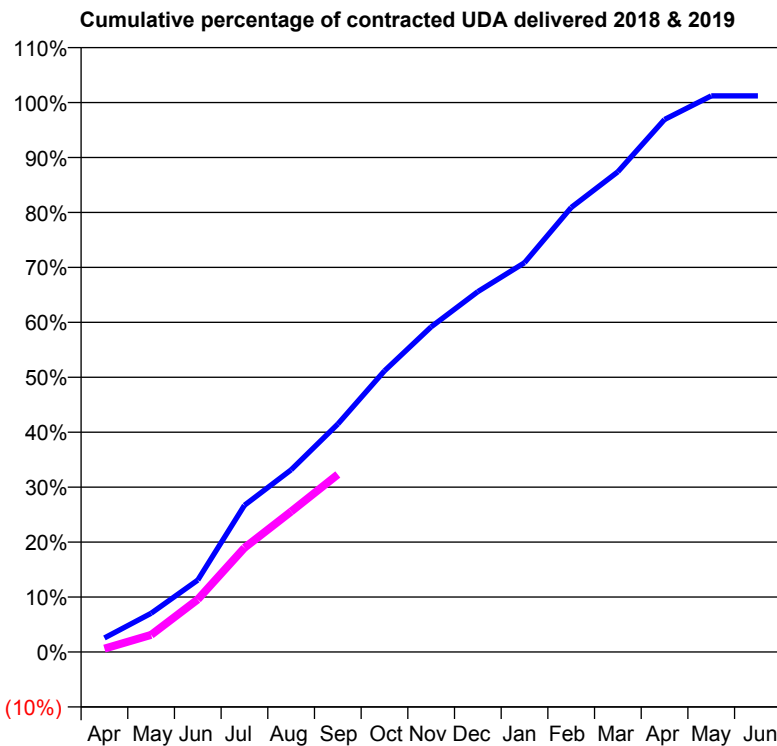
18/19 Contracted general activity (UDA)	13,502
Carry forward general activity (UDA)	-85
18/19 Contracted orthodontic activity (UOA)	395
Carry forward orthodontic activity (UOA)	7
Baseline contract value	£351,940.56

ACCESS*

Patients seen in 24 months	Total	Change since previous quarter
Quarter ending September 2017	4,950	
Quarter ending December 2017	4,912	→
Quarter ending March 2018	4,888	→
Quarter ending June 2018	4,825	↓
Quarter ending September 2018	4,737	↓
Variance since September 2017	(4.3%)	↓



ACTIVITY



Adjusted Scheduled Activity (UDA)		
Month	2018	2019
April	347	85
May	953	420
June	1,768	1,293
July	3,605	2,560
August	4,476	3,450
September	5,601	4,364
October	6,909	
November	7,991	
December	8,854	
January	9,567	
February	10,922	
March	11,802	
April	13,083	
May	13,664	
June	13,664	

QUALITY

	Quantity	Base Number	Contract	AT	Region	England
% of FP17s for the same patient ID Re-attending within 3 months - Children	26	491	5.3%	9.8%	11.4%	11.6%
% of FP17s for the same patient ID Re-attending within 3 months - Adults	226	2,371	9.5%	14.7%	15.0%	15.5%
% of FP17s for the same patient ID Re-attending between 3 & 9 months - Children	244	491	49.7%	52.8%	59.9%	58.8%
% of FP17s for the same patient ID Re-attending between 3 & 9 months - Adults	1,295	2,371	54.6%	48.0%	52.0%	51.1%
% of FP17s for Band 1 Urgent Courses	51	2,127	2.4%	8.0%	8.0%	9.0%
% of FP17s Relating to Free Repair or Replacements	15	2,127	0.7%	0.7%	0.8%	0.8%
% of FP17s Relating to Continuations	22	2,127	1.0%	0.8%	0.9%	0.9%
% of Patients satisfied with the dentistry they have received	4	4	N/A	92.8%	93.5%	93.3%
% of Patients satisfied with the time they had to wait for an appointment	4	4	N/A	89.7%	89.1%	88.9%

* This is based on patients treated on this contract for their most recent course of treatment. Figures in italics indicate the base number of FP17s or Patient Questionnaire responses are less than 100. N/A is shown where the base number of responses is less than 10 during the period. % is calculated as Quantity/Base number*100

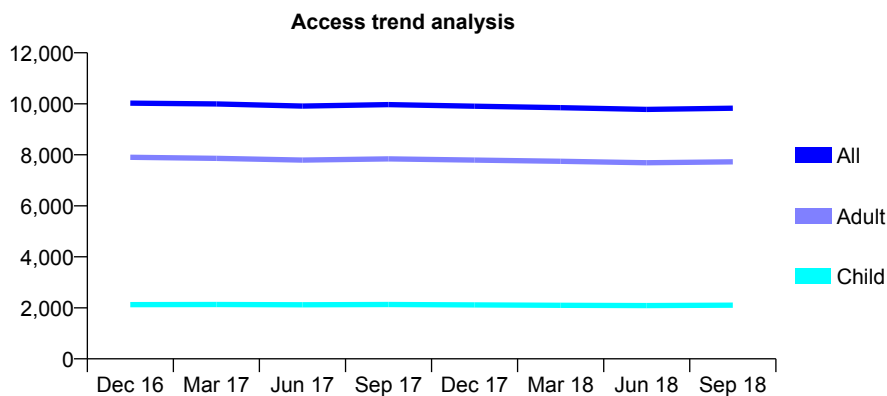
Q54 - Vital Signs At a Glance Contract Report for 631183/0001 - September 2018

Name or company name	MR AJ KIMPTON
Contract type name	GDS Contract
Purpose of contract	General
Contract start date	01/04/2006
Contract end date	

18/19 Contracted general activity (UDA)	26,410
Carry forward general activity (UDA)	-509
18/19 Contracted orthodontic activity (UOA)	0
Carry forward orthodontic activity (UOA)	0
Baseline contract value	£643,150.39

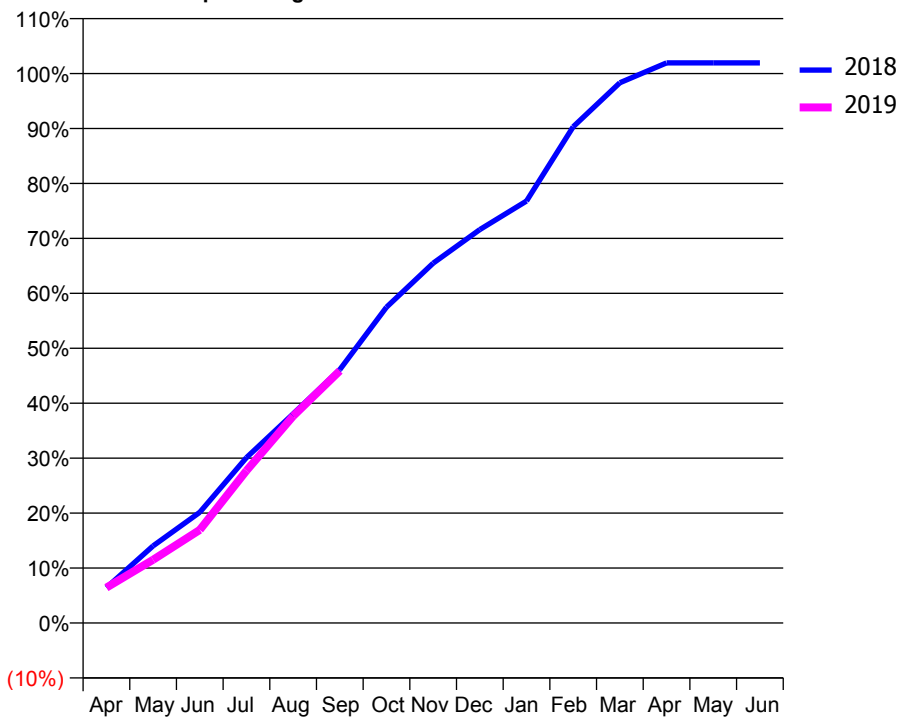
ACCESS*

Patients seen in 24 months	Total	Change since previous quarter
Quarter ending September 2017	9,970	
Quarter ending December 2017	9,908	→
Quarter ending March 2018	9,849	→
Quarter ending June 2018	9,778	→
Quarter ending September 2018	9,828	→
Variance since September 2017	(1.4%)	↓



ACTIVITY

Cumulative percentage of contracted UDA delivered 2018 & 2019



QUALITY

	Quantity	Base Number	Contract	AT	Region	England
% of FP17s for the same patient ID Re-attending within 3 months - Children	100	1,462	6.8%	9.8%	11.4%	11.6%
% of FP17s for the same patient ID Re-attending within 3 months - Adults	713	4,858	14.7%	14.7%	15.0%	15.5%
% of FP17s for the same patient ID Re-attending between 3 & 9 months - Children	755	1,462	51.6%	52.8%	59.9%	58.8%
% of FP17s for the same patient ID Re-attending between 3 & 9 months - Adults	2,436	4,858	50.1%	48.0%	52.0%	51.1%
% of FP17s for Band 1 Urgent Courses	151	5,424	2.8%	8.0%	8.0%	9.0%
% of FP17s Relating to Free Repair or Replacements	24	5,424	0.4%	0.7%	0.8%	0.8%
% of FP17s Relating to Continuations	99	5,424	1.8%	0.8%	0.9%	0.9%
% of Patients satisfied with the dentistry they have received	7	8	N/A	92.8%	93.5%	93.3%
% of Patients satisfied with the time they had to wait for an appointment	7	8	N/A	89.7%	89.1%	88.9%

* This is based on patients treated on this contract for their most recent course of treatment. Figures in italics indicate the base number of FP17s or Patient Questionnaire responses are less than 100. N/A is shown where the base number of responses is less than 10 during the period. % is calculated as Quantity/Base number*100

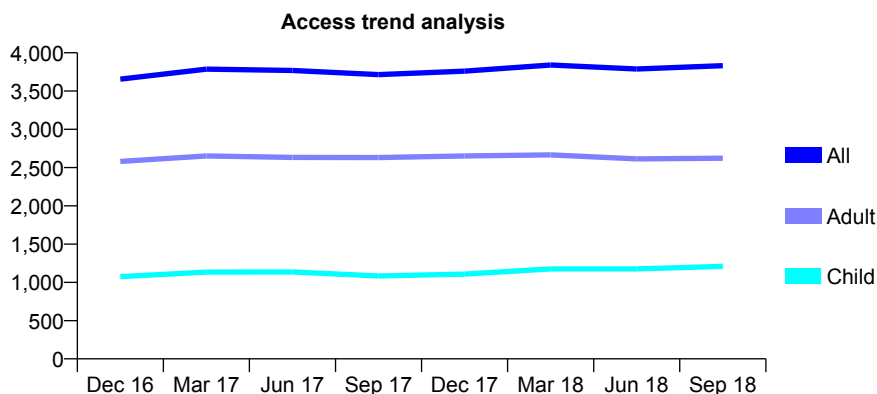
Q54 - Vital Signs At a Glance Contract Report for 638056/0001 - September 2018

Name or company name	Lansdowne Dental
Contract type name	GDS Contract
Purpose of contract	General
Contract start date	01/04/2006
Contract end date	

18/19 Contracted general activity (UDA)	9,422
Carry forward general activity (UDA)	-61
18/19 Contracted orthodontic activity (UOA)	0
Carry forward orthodontic activity (UOA)	0
Baseline contract value	£247,011.97

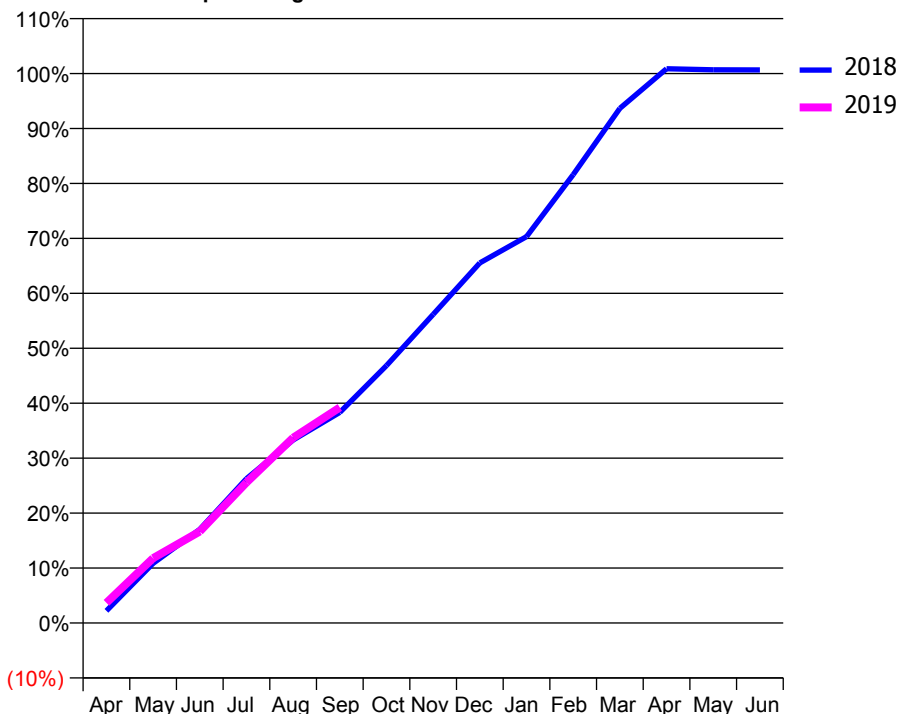
ACCESS*

Patients seen in 24 months	Total	Change since previous quarter
Quarter ending September 2017	3,715	
Quarter ending December 2017	3,760	→
Quarter ending March 2018	3,841	↑
Quarter ending June 2018	3,789	↓
Quarter ending September 2018	3,831	→
Variance since September 2017	3.1%	↑



ACTIVITY

Cumulative percentage of contracted UDA delivered 2018 & 2019



Adjusted Scheduled Activity (UDA)

Month	2018	2019
April	209	346
May	1,024	1,113
June	1,606	1,569
July	2,475	2,410
August	3,138	3,177
September	3,610	3,695
October	4,413	
November	5,291	
December	6,175	
January	6,625	
February	7,688	
March	8,824	
April	9,504	
May	9,484	
June	9,483	

QUALITY

	Quantity	Base Number	Contract	AT	Region	England
% of FP17s for the same patient ID Re-attending within 3 months - Children	56	788	7.1%	9.8%	11.4%	11.6%
% of FP17s for the same patient ID Re-attending within 3 months - Adults	151	1,295	11.7%	14.7%	15.0%	15.5%
% of FP17s for the same patient ID Re-attending between 3 & 9 months - Children	375	788	47.6%	52.8%	59.9%	58.8%
% of FP17s for the same patient ID Re-attending between 3 & 9 months - Adults	525	1,295	40.5%	48.0%	52.0%	51.1%
% of FP17s for Band 1 Urgent Courses	73	1,873	3.9%	8.0%	8.0%	9.0%
% of FP17s Relating to Free Repair or Replacements	24	1,873	1.3%	0.7%	0.8%	0.8%
% of FP17s Relating to Continuations	5	1,873	0.3%	0.8%	0.9%	0.9%
% of Patients satisfied with the dentistry they have received	2	2	N/A	92.8%	93.5%	93.3%
% of Patients satisfied with the time they had to wait for an appointment	2	2	N/A	89.7%	89.1%	88.9%

* This is based on patients treated on this contract for their most recent course of treatment. Figures in italics indicate the base number of FP17s or Patient Questionnaire responses are less than 100. N/A is shown where the base number of responses is less than 10 during the period. % is calculated as Quantity/Base number*100

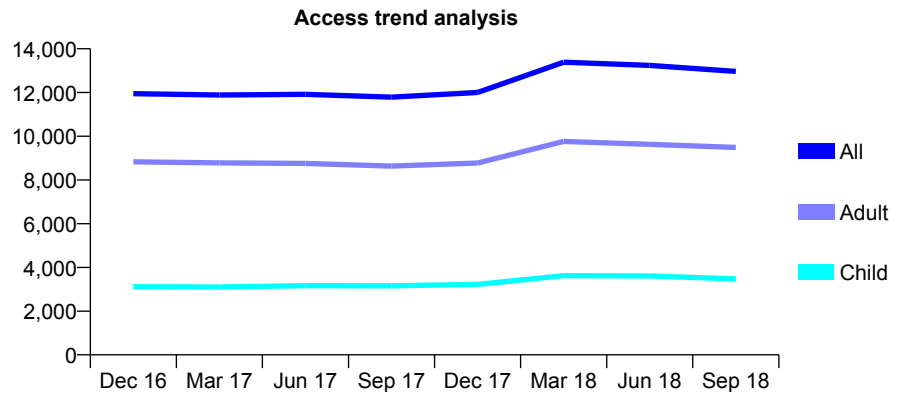
Q54 - Vital Signs At a Glance Contract Report for 638633/0001 - September 2018

Name or company name	Balbir S Bhandal, Amrik S Bhandal & Baljit
Contract type name	GDS Contract
Purpose of contract	General
Contract start date	01/04/2006
Contract end date	

18/19 Contracted general activity (UDA)	45,033
Carry forward general activity (UDA)	69
18/19 Contracted orthodontic activity (UOA)	0
Carry forward orthodontic activity (UOA)	0
Baseline contract value	£1,187,242.09

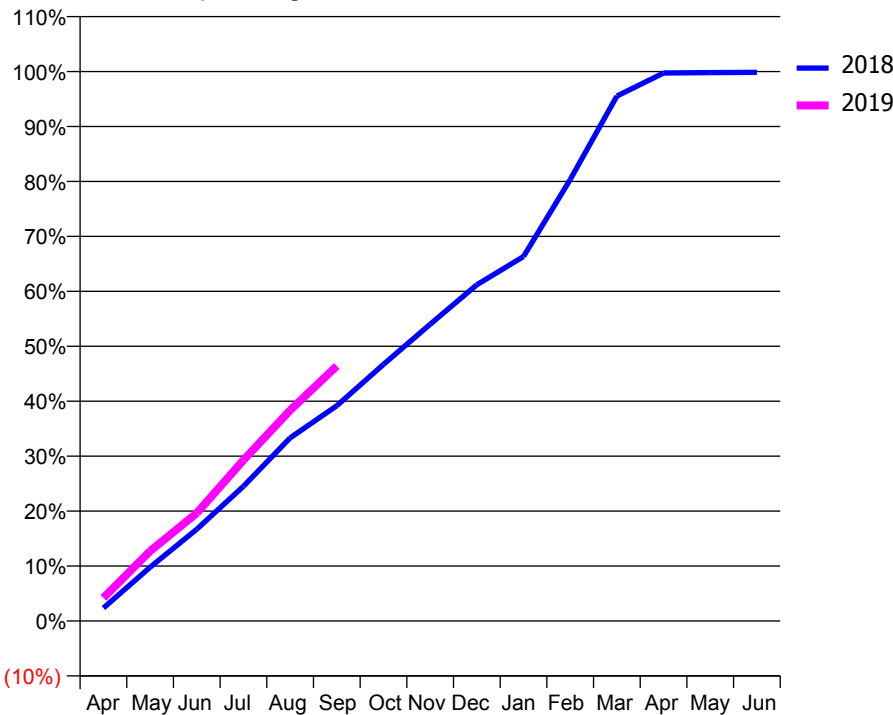
ACCESS*

Patients seen in 24 months	Total	Change since previous quarter
Quarter ending September 2017	11,789	
Quarter ending December 2017	12,000	→
Quarter ending March 2018	13,386	↑
Quarter ending June 2018	13,239	↓
Quarter ending September 2018	12,968	↓
Variance since September 2017	10.0%	↑



ACTIVITY

Cumulative percentage of contracted UDA delivered 2018 & 2019



Month	Adjusted Scheduled Activity (UDA)	
	2018	2019
April	1,064	1,896
May	4,413	5,727
June	7,520	8,849
July	11,041	13,187
August	15,008	17,270
September	17,646	20,904
October	21,030	
November	24,320	
December	27,556	
January	29,874	
February	36,173	
March	43,022	
April	44,906	
May	44,940	
June	44,964	

QUALITY

	Quantity	Base Number	Contract	AT	Region	England
% of FP17s for the same patient ID Re-attending within 3 months - Children	123	2,183	5.6%	9.8%	11.4%	11.6%
% of FP17s for the same patient ID Re-attending within 3 months - Adults	651	5,364	12.1%	14.7%	15.0%	15.5%
% of FP17s for the same patient ID Re-attending between 3 & 9 months - Children	944	2,183	43.2%	52.8%	59.9%	58.8%
% of FP17s for the same patient ID Re-attending between 3 & 9 months - Adults	1,750	5,364	32.6%	48.0%	52.0%	51.1%
% of FP17s for Band 1 Urgent Courses	917	6,970	13.2%	8.0%	8.0%	9.0%
% of FP17s Relating to Free Repair or Replacements	65	6,970	0.9%	0.7%	0.8%	0.8%
% of FP17s Relating to Continuations	28	6,970	0.4%	0.8%	0.9%	0.9%
% of Patients satisfied with the dentistry they have received	6	6	N/A	92.8%	93.5%	93.3%
% of Patients satisfied with the time they had to wait for an appointment	5	6	N/A	89.7%	89.1%	88.9%

* This is based on patients treated on this contract for their most recent course of treatment. Figures in italics indicate the base number of FP17s or Patient Questionnaire responses are less than 100. N/A is shown where the base number of responses is less than 10 during the period. % is calculated as Quantity/Base number*100

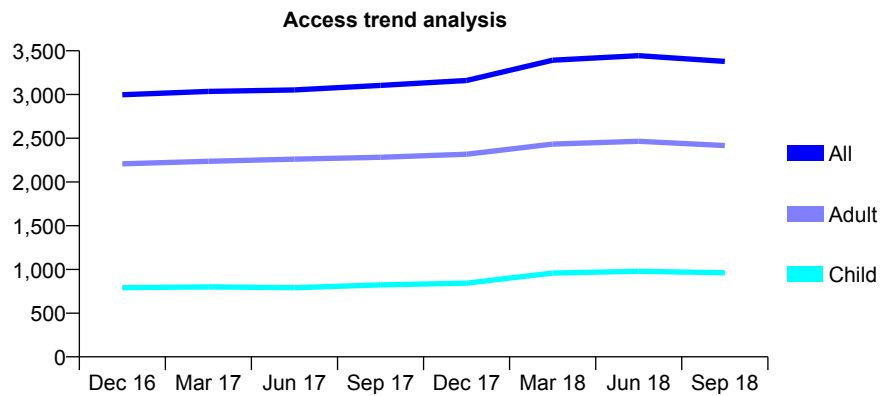
Q54 - Vital Signs At a Glance Contract Report for 638633/0002 - September 2018

Name or company name	Balbir S Bhandal, Amrik S Bhandal & Baljit
Contract type name	GDS Contract
Purpose of contract	General
Contract start date	01/04/2006
Contract end date	

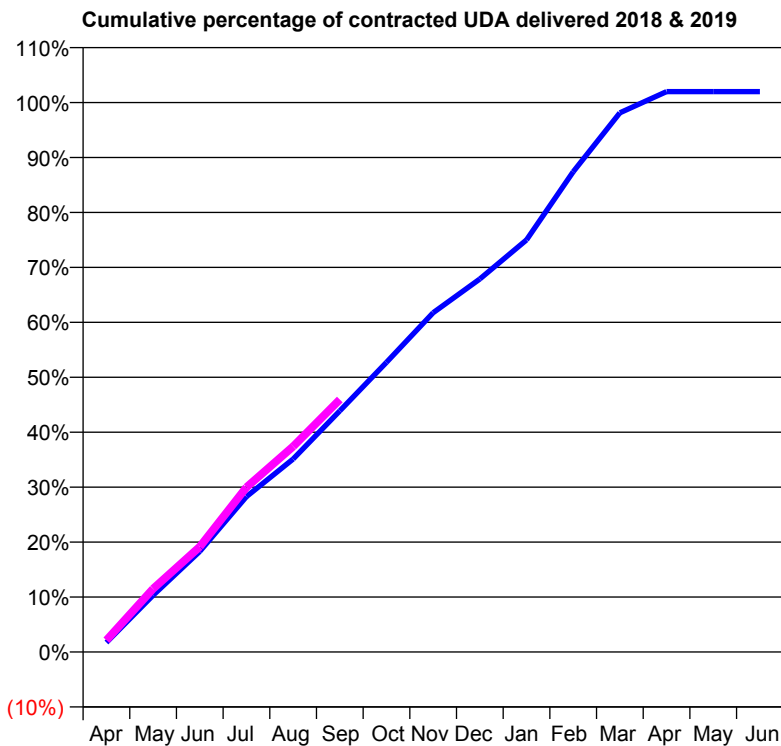
18/19 Contracted general activity (UDA)	9,867
Carry forward general activity (UDA)	-196
18/19 Contracted orthodontic activity (UOA)	0
Carry forward orthodontic activity (UOA)	0
Baseline contract value	£220,582.50

ACCESS*

Patients seen in 24 months	Total	Change since previous quarter
Quarter ending September 2017	3,105	
Quarter ending December 2017	3,160	→
Quarter ending March 2018	3,392	↑
Quarter ending June 2018	3,445	→
Quarter ending September 2018	3,378	↓
Variance since September 2017	8.8%	↑



ACTIVITY



Adjusted Scheduled Activity (UDA)		
Month	2018	2019
April	171	212
May	1,019	1,136
June	1,807	1,890
July	2,792	2,958
August	3,467	3,691
September	4,329	4,533
October	5,203	
November	6,092	
December	6,699	
January	7,401	
February	8,625	
March	9,681	
April	10,062	
May	10,063	
June	10,063	

QUALITY

	Quantity	Base Number	Contract	AT	Region	England
% of FP17s for the same patient ID Re-attending within 3 months - Children	7	504	1.4%	9.8%	11.4%	11.6%
% of FP17s for the same patient ID Re-attending within 3 months - Adults	60	1,258	4.8%	14.7%	15.0%	15.5%
% of FP17s for the same patient ID Re-attending between 3 & 9 months - Children	189	504	37.5%	52.8%	59.9%	58.8%
% of FP17s for the same patient ID Re-attending between 3 & 9 months - Adults	616	1,258	49.0%	48.0%	52.0%	51.1%
% of FP17s for Band 1 Urgent Courses	87	1,645	5.3%	8.0%	8.0%	9.0%
% of FP17s Relating to Free Repair or Replacements	8	1,645	0.5%	0.7%	0.8%	0.8%
% of FP17s Relating to Continuations	6	1,645	0.4%	0.8%	0.9%	0.9%
% of Patients satisfied with the dentistry they have received	2	2	N/A	92.8%	93.5%	93.3%
% of Patients satisfied with the time they had to wait for an appointment	2	2	N/A	89.7%	89.1%	88.9%

* This is based on patients treated on this contract for their most recent course of treatment. Figures in italics indicate the base number of FP17s or Patient Questionnaire responses are less than 100. N/A is shown where the base number of responses is less than 10 during the period. % is calculated as Quantity/Base number*100

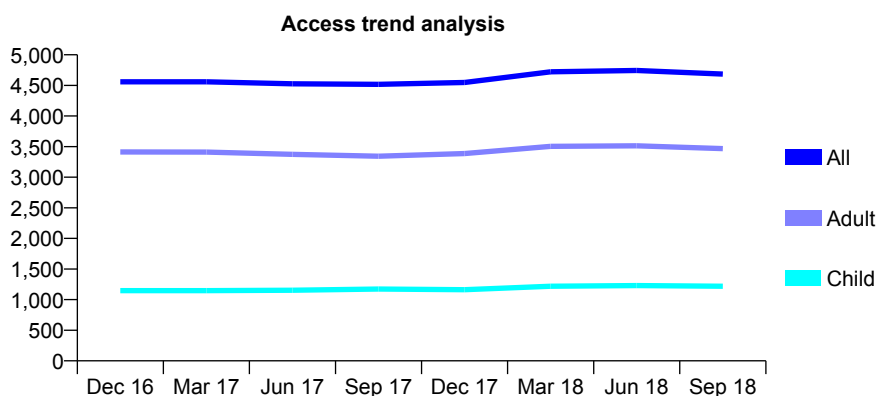
Q54 - Vital Signs At a Glance Contract Report for 638633/0003 - September 2018

Name or company name	Balbir S Bhandal, Amrik S Bhandal & Baljit
Contract type name	GDS Contract
Purpose of contract	General
Contract start date	01/04/2006
Contract end date	

18/19 Contracted general activity (UDA)	13,717
Carry forward general activity (UDA)	-117
18/19 Contracted orthodontic activity (UOA)	0
Carry forward orthodontic activity (UOA)	0
Baseline contract value	£344,496.89

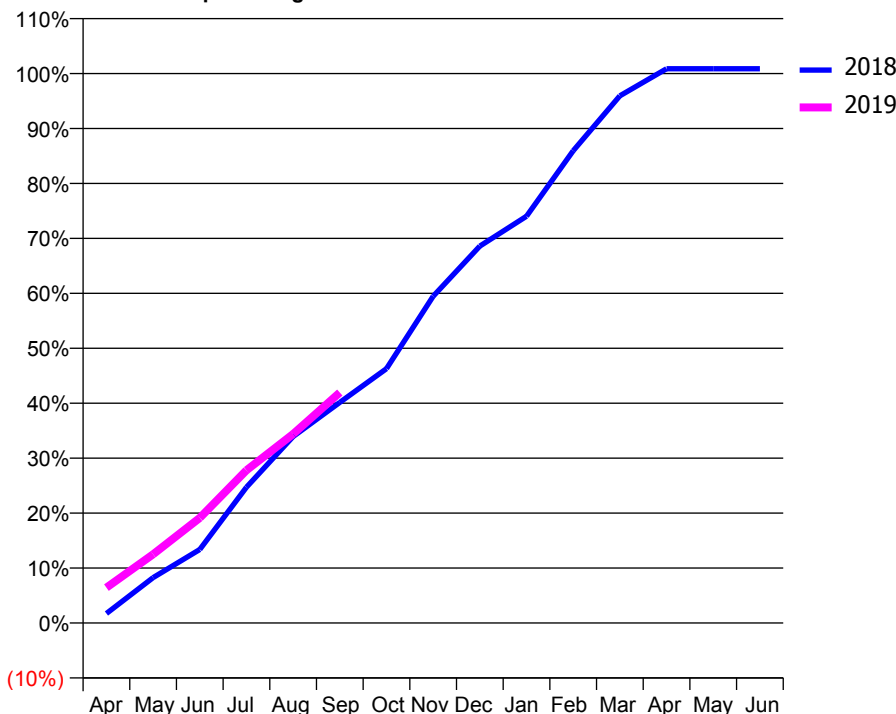
ACCESS*

Patients seen in 24 months	Total	Change since previous quarter
Quarter ending September 2017	4,518	
Quarter ending December 2017	4,549	→
Quarter ending March 2018	4,723	↑
Quarter ending June 2018	4,744	→
Quarter ending September 2018	4,686	↓
Variance since September 2017	3.7%	↑



ACTIVITY

Cumulative percentage of contracted UDA delivered 2018 & 2019



Adjusted Scheduled Activity (UDA)

Month	2018	2019
April	238	883
May	1,134	1,717
June	1,837	2,624
July	3,390	3,812
August	4,655	4,718
September	5,508	5,753
October	6,349	
November	8,156	
December	9,409	
January	10,155	
February	11,788	
March	13,161	
April	13,837	
May	13,835	
June	13,835	

QUALITY

	Quantity	Base Number	Contract	AT	Region	England
% of FP17s for the same patient ID Re-attending within 3 months - Children	19	698	2.7%	9.8%	11.4%	11.6%
% of FP17s for the same patient ID Re-attending within 3 months - Adults	130	1,865	7.0%	14.7%	15.0%	15.5%
% of FP17s for the same patient ID Re-attending between 3 & 9 months - Children	286	698	41.0%	52.8%	59.9%	58.8%
% of FP17s for the same patient ID Re-attending between 3 & 9 months - Adults	853	1,865	45.7%	48.0%	52.0%	51.1%
% of FP17s for Band 1 Urgent Courses	75	2,319	3.2%	8.0%	8.0%	9.0%
% of FP17s Relating to Free Repair or Replacements	34	2,319	1.5%	0.7%	0.8%	0.8%
% of FP17s Relating to Continuations	5	2,319	0.2%	0.8%	0.9%	0.9%
% of Patients satisfied with the dentistry they have received	3	3	N/A	92.8%	93.5%	93.3%
% of Patients satisfied with the time they had to wait for an appointment	3	3	N/A	89.7%	89.1%	88.9%

* This is based on patients treated on this contract for their most recent course of treatment. Figures in italics indicate the base number of FP17s or Patient Questionnaire responses are less than 100. N/A is shown where the base number of responses is less than 10 during the period. % is calculated as Quantity/Base number*100

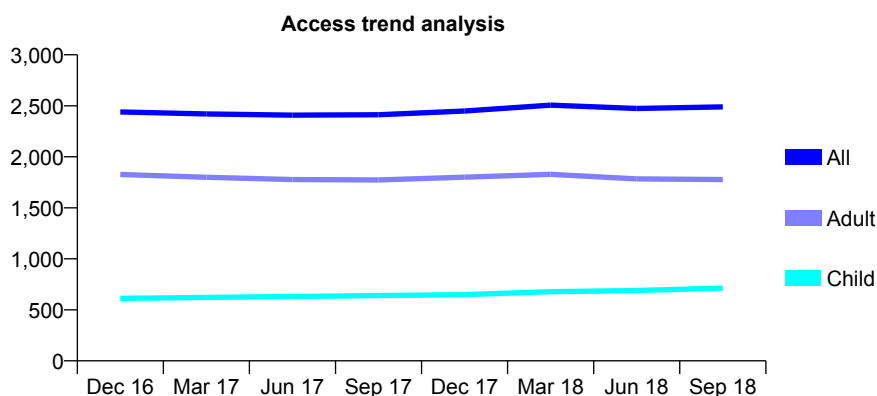
Q54 - Vital Signs At a Glance Contract Report for 638633/0004 - September 2018

Name or company name	Balbir S Bhandal, Amrik S Bhandal & Baljit
Contract type name	GDS Contract
Purpose of contract	General
Contract start date	01/04/2006
Contract end date	

18/19 Contracted general activity (UDA)	7,522
Carry forward general activity (UDA)	-136
18/19 Contracted orthodontic activity (UOA)	0
Carry forward orthodontic activity (UOA)	0
Baseline contract value	£188,854.40

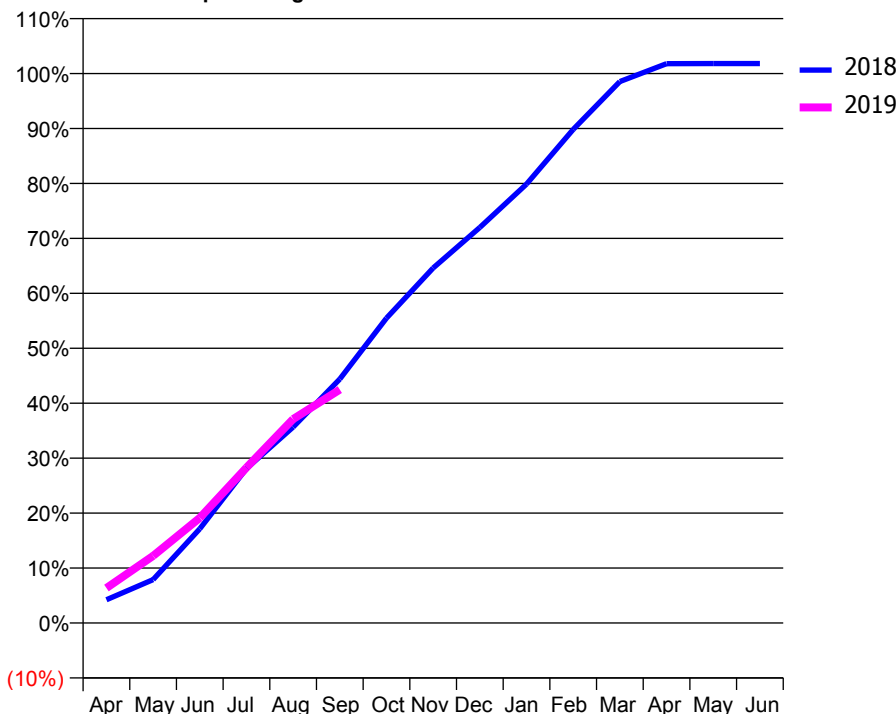
ACCESS*

Patients seen in 24 months	Total	Change since previous quarter
Quarter ending September 2017	2,413	
Quarter ending December 2017	2,449	→
Quarter ending March 2018	2,506	↑
Quarter ending June 2018	2,474	↓
Quarter ending September 2018	2,490	→
Variance since September 2017	3.2%	↑



ACTIVITY

Cumulative percentage of contracted UDA delivered 2018 & 2019



Adjusted Scheduled Activity (UDA)

Month	2018	2019
April	318	479
May	594	919
June	1,290	1,439
July	2,115	2,127
August	2,683	2,793
September	3,339	3,194
October	4,173	
November	4,860	
December	5,414	
January	6,009	
February	6,756	
March	7,412	
April	7,657	
May	7,659	
June	7,659	

QUALITY

	Quantity	Base Number	Contract	AT	Region	England
% of FP17s for the same patient ID Re-attending within 3 months - Children	24	445	5.4%	9.8%	11.4%	11.6%
% of FP17s for the same patient ID Re-attending within 3 months - Adults	105	942	11.1%	14.7%	15.0%	15.5%
% of FP17s for the same patient ID Re-attending between 3 & 9 months - Children	211	445	47.4%	52.8%	59.9%	58.8%
% of FP17s for the same patient ID Re-attending between 3 & 9 months - Adults	373	942	39.6%	48.0%	52.0%	51.1%
% of FP17s for Band 1 Urgent Courses	82	1,312	6.3%	8.0%	8.0%	9.0%
% of FP17s Relating to Free Repair or Replacements	6	1,312	0.5%	0.7%	0.8%	0.8%
% of FP17s Relating to Continuations	7	1,312	0.5%	0.8%	0.9%	0.9%
% of Patients satisfied with the dentistry they have received	0	0	N/A	92.8%	93.5%	93.3%
% of Patients satisfied with the time they had to wait for an appointment	0	0	N/A	89.7%	89.1%	88.9%

* This is based on patients treated on this contract for their most recent course of treatment. Figures in italics indicate the base number of FP17s or Patient Questionnaire responses are less than 100. N/A is shown where the base number of responses is less than 10 during the period. % is calculated as Quantity/Base number*100

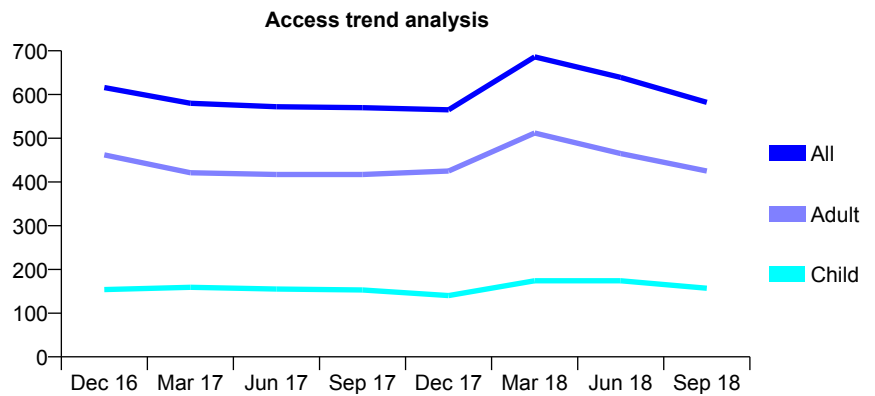
Q54 - Vital Signs At a Glance Contract Report for 638633/0005 - September 2018

Name or company name	Balbir S Bhandal, Amrik S Bhandal & Baljit
Contract type name	GDS Contract
Purpose of contract	General and Orthodontic
Contract start date	01/04/2006
Contract end date	

18/19 Contracted general activity (UDA)	2,045
Carry forward general activity (UDA)	-38
18/19 Contracted orthodontic activity (UOA)	450
Carry forward orthodontic activity (UOA)	1,049
Baseline contract value	£75,039.62

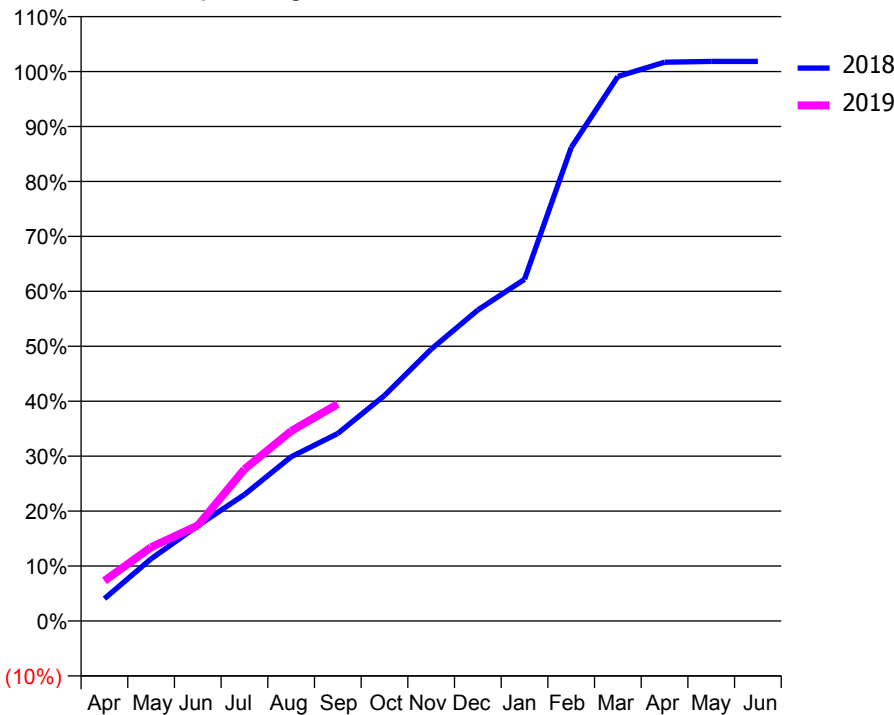
ACCESS*

Patients seen in 24 months	Total	Change since previous quarter
Quarter ending September 2017	570	
Quarter ending December 2017	565	→
Quarter ending March 2018	686	↑
Quarter ending June 2018	639	↓
Quarter ending September 2018	582	↓
Variance since September 2017	2.1%	↑



ACTIVITY

Cumulative percentage of contracted UDA delivered 2018 & 2019



Month	Adjusted Scheduled Activity (UDA)	
	2018	2019
April	83	149
May	231	275
June	355	356
July	471	565
August	611	707
September	698	808
October	839	
November	1,012	
December	1,157	
January	1,272	
February	1,762	
March	2,026	
April	2,080	
May	2,083	
June	2,083	

QUALITY

	Quantity	Base Number	Contract	AT	Region	England
% of FP17s for the same patient ID Re-attending within 3 months - Children	30	210	14.3%	9.8%	11.4%	11.6%
% of FP17s for the same patient ID Re-attending within 3 months - Adults	28	279	10.0%	14.7%	15.0%	15.5%
% of FP17s for the same patient ID Re-attending between 3 & 9 months - Children	58	210	27.6%	52.8%	59.9%	58.8%
% of FP17s for the same patient ID Re-attending between 3 & 9 months - Adults	179	279	64.2%	48.0%	52.0%	51.1%
% of FP17s for Band 1 Urgent Courses	13	371	3.5%	8.0%	8.0%	9.0%
% of FP17s Relating to Free Repair or Replacements	0	371	0.0%	0.7%	0.8%	0.8%
% of FP17s Relating to Continuations	1	371	0.3%	0.8%	0.9%	0.9%
% of Patients satisfied with the dentistry they have received	0	0	N/A	92.8%	93.5%	93.3%
% of Patients satisfied with the time they had to wait for an appointment	0	0	N/A	89.7%	89.1%	88.9%

* This is based on patients treated on this contract for their most recent course of treatment. Figures in italics indicate the base number of FP17s or Patient Questionnaire responses are less than 100. N/A is shown where the base number of responses is less than 10 during the period. % is calculated as Quantity/Base number*100

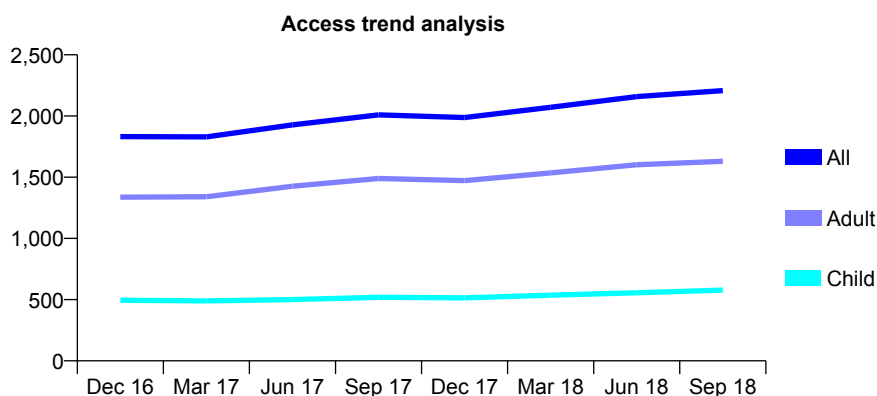
Q54 - Vital Signs At a Glance Contract Report for 638633/0006 - September 2018

Name or company name	Balbir S Bhandal, Amrik S Bhandal & Baljit
Contract type name	GDS Contract
Purpose of contract	General
Contract start date	01/04/2006
Contract end date	

18/19 Contracted general activity (UDA)	6,103
Carry forward general activity (UDA)	-3
18/19 Contracted orthodontic activity (UOA)	0
Carry forward orthodontic activity (UOA)	0
Baseline contract value	£133,397.84

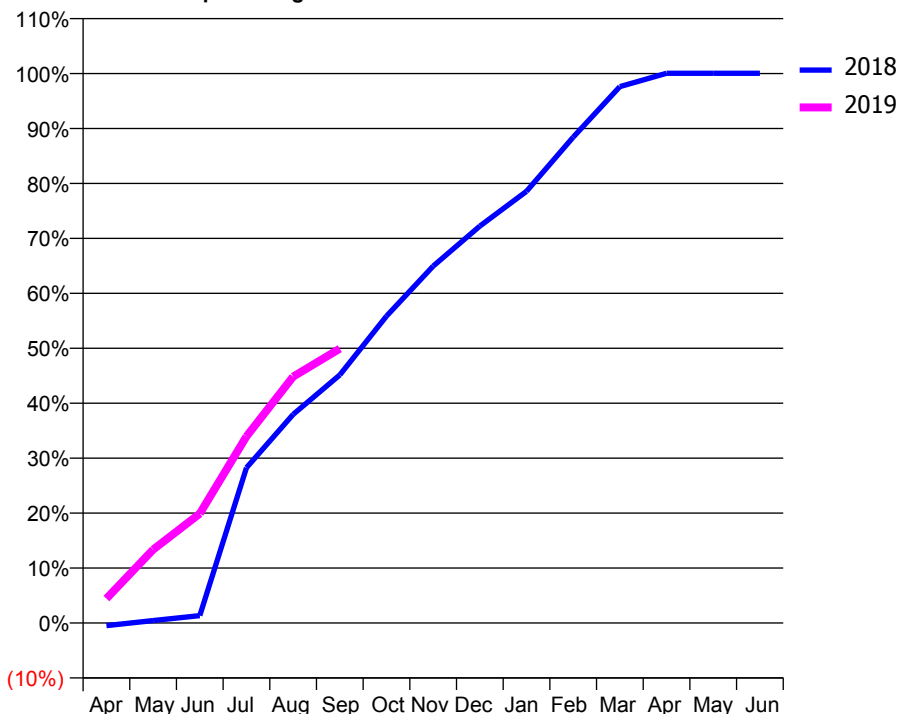
ACCESS*

Patients seen in 24 months	Total	Change since previous quarter
Quarter ending September 2017	2,009	
Quarter ending December 2017	1,987	↓
Quarter ending March 2018	2,071	↑
Quarter ending June 2018	2,158	↑
Quarter ending September 2018	2,208	↑
Variance since September 2017	9.9%	↑



ACTIVITY

Cumulative percentage of contracted UDA delivered 2018 & 2019



Adjusted Scheduled Activity (UDA)

Month	2018	2019
April	-30	272
May	28	815
June	82	1,215
July	1,725	2,073
August	2,317	2,736
September	2,755	3,047
October	3,409	
November	3,964	
December	4,408	
January	4,795	
February	5,396	
March	5,958	
April	6,106	
May	6,106	
June	6,106	

QUALITY

	Quantity	Base Number	Contract	AT	Region	England
% of FP17s for the same patient ID Re-attending within 3 months - Children	9	363	2.5%	9.8%	11.4%	11.6%
% of FP17s for the same patient ID Re-attending within 3 months - Adults	38	823	4.6%	14.7%	15.0%	15.5%
% of FP17s for the same patient ID Re-attending between 3 & 9 months - Children	170	363	46.8%	52.8%	59.9%	58.8%
% of FP17s for the same patient ID Re-attending between 3 & 9 months - Adults	311	823	37.8%	48.0%	52.0%	51.1%
% of FP17s for Band 1 Urgent Courses	34	1,137	3.0%	8.0%	8.0%	9.0%
% of FP17s Relating to Free Repair or Replacements	7	1,137	0.6%	0.7%	0.8%	0.8%
% of FP17s Relating to Continuations	2	1,137	0.2%	0.8%	0.9%	0.9%
% of Patients satisfied with the dentistry they have received	2	2	N/A	92.8%	93.5%	93.3%
% of Patients satisfied with the time they had to wait for an appointment	2	2	N/A	89.7%	89.1%	88.9%

* This is based on patients treated on this contract for their most recent course of treatment. Figures in italics indicate the base number of FP17s or Patient Questionnaire responses are less than 100. N/A is shown where the base number of responses is less than 10 during the period. % is calculated as Quantity/Base number*100

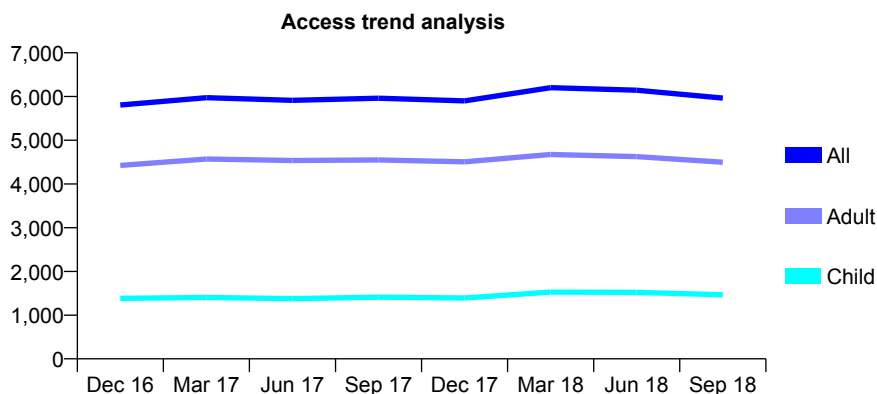
Q54 - Vital Signs At a Glance Contract Report for 638633/0007 - September 2018

Name or company name	Balbir S Bhandal, Amrik S Bhandal & Baljit
Contract type name	GDS Contract
Purpose of contract	General
Contract start date	01/04/2006
Contract end date	

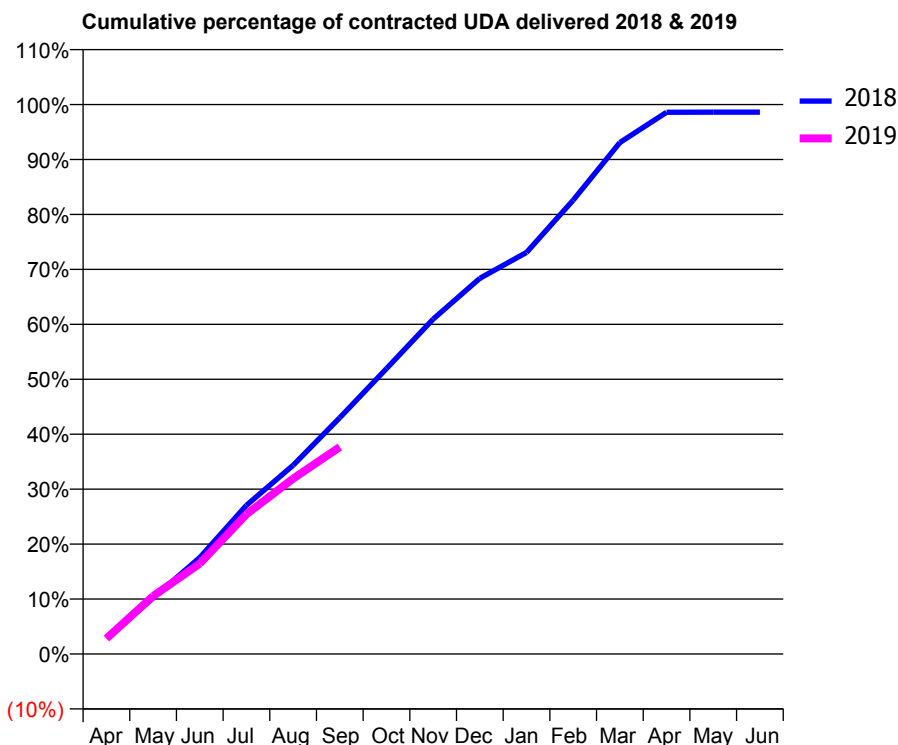
18/19 Contracted general activity (UDA)	19,396
Carry forward general activity (UDA)	269
18/19 Contracted orthodontic activity (UOA)	0
Carry forward orthodontic activity (UOA)	0
Baseline contract value	£449,904.20

ACCESS*

Patients seen in 24 months	Total	Change since previous quarter
Quarter ending September 2017	5,962	
Quarter ending December 2017	5,901	↓
Quarter ending March 2018	6,201	↑
Quarter ending June 2018	6,143	→
Quarter ending September 2018	5,964	↓
Variance since September 2017	0.0%	→



ACTIVITY



Adjusted Scheduled Activity (UDA)		
Month	2018	2019
April	568	547
May	1,980	2,043
June	3,403	3,195
July	5,252	4,934
August	6,664	6,191
September	8,342	7,306
October	10,076	
November	11,819	
December	13,259	
January	14,175	
February	16,019	
March	18,053	
April	19,122	
May	19,126	
June	19,126	

QUALITY

	Quantity	Base Number	Contract	AT	Region	England
% of FP17s for the same patient ID Re-attending within 3 months - Children	50	899	5.6%	9.8%	11.4%	11.6%
% of FP17s for the same patient ID Re-attending within 3 months - Adults	338	2,608	13.0%	14.7%	15.0%	15.5%
% of FP17s for the same patient ID Re-attending between 3 & 9 months - Children	432	899	48.1%	52.8%	59.9%	58.8%
% of FP17s for the same patient ID Re-attending between 3 & 9 months - Adults	1,193	2,608	45.7%	48.0%	52.0%	51.1%
% of FP17s for Band 1 Urgent Courses	173	3,090	5.6%	8.0%	8.0%	9.0%
% of FP17s Relating to Free Repair or Replacements	34	3,090	1.1%	0.7%	0.8%	0.8%
% of FP17s Relating to Continuations	32	3,090	1.0%	0.8%	0.9%	0.9%
% of Patients satisfied with the dentistry they have received	2	2	N/A	92.8%	93.5%	93.3%
% of Patients satisfied with the time they had to wait for an appointment	2	2	N/A	89.7%	89.1%	88.9%

* This is based on patients treated on this contract for their most recent course of treatment. Figures in italics indicate the base number of FP17s or Patient Questionnaire responses are less than 100. N/A is shown where the base number of responses is less than 10 during the period. % is calculated as Quantity/Base number*100

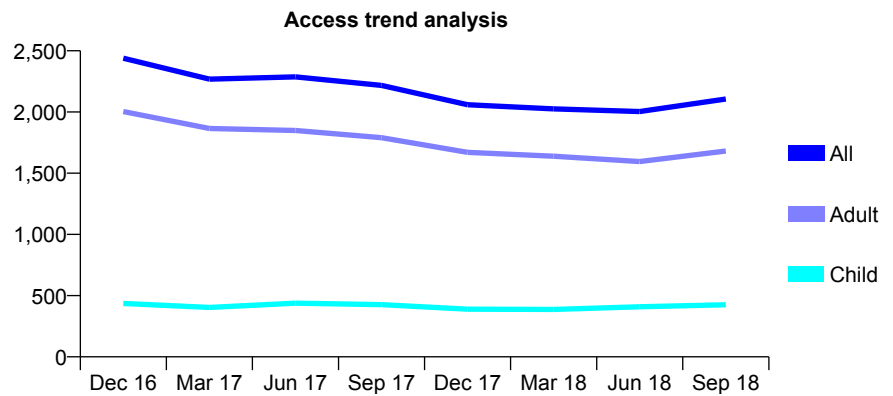
Q54 - Vital Signs At a Glance Contract Report for 638633/0008 - September 2018

Name or company name	Balbir S Bhandal, Amrik S Bhandal & Baljit
Contract type name	GDS Contract
Purpose of contract	General
Contract start date	01/04/2006
Contract end date	

18/19 Contracted general activity (UDA)	9,466
Carry forward general activity (UDA)	161
18/19 Contracted orthodontic activity (UOA)	0
Carry forward orthodontic activity (UOA)	0
Baseline contract value	£230,082.61

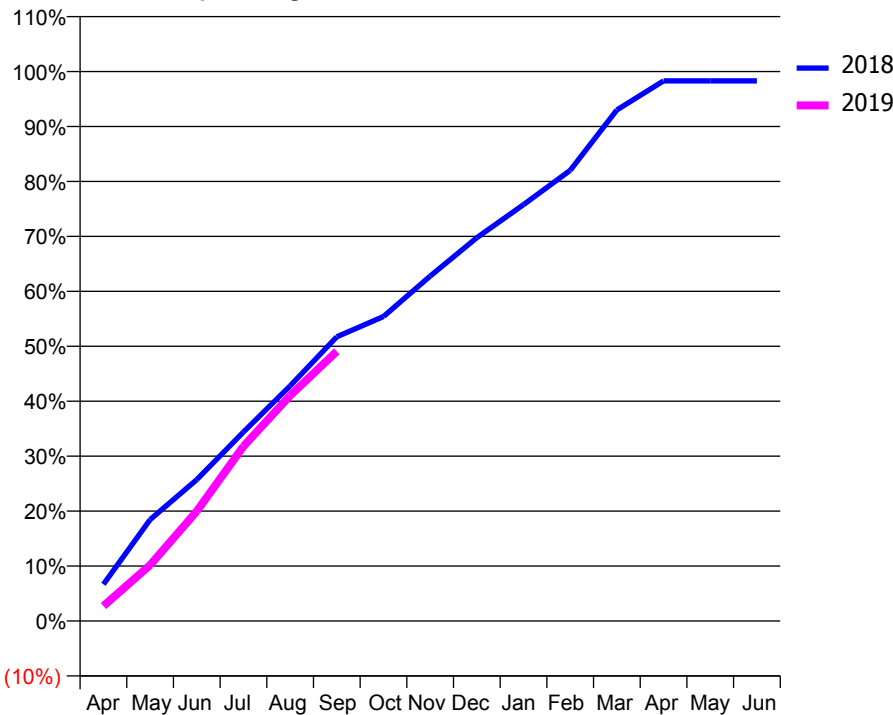
ACCESS*

Patients seen in 24 months	Total	Change since previous quarter
Quarter ending September 2017	2,217	
Quarter ending December 2017	2,059	↓
Quarter ending March 2018	2,026	↓
Quarter ending June 2018	2,004	↓
Quarter ending September 2018	2,106	↑
Variance since September 2017	(5.0%)	↓



ACTIVITY

Cumulative percentage of contracted UDA delivered 2018 & 2019



Month	Adjusted Scheduled Activity (UDA)	
	2018	2019
April	633	259
May	1,748	965
June	2,436	1,892
July	3,256	3,010
August	4,050	3,884
September	4,897	4,645
October	5,246	
November	5,941	
December	6,602	
January	7,172	
February	7,762	
March	8,804	
April	9,304	
May	9,304	
June	9,304	

QUALITY

	Quantity	Base Number	Contract	AT	Region	England
% of FP17s for the same patient ID Re-attending within 3 months - Children	7	253	2.8%	9.8%	11.4%	11.6%
% of FP17s for the same patient ID Re-attending within 3 months - Adults	95	944	10.1%	14.7%	15.0%	15.5%
% of FP17s for the same patient ID Re-attending between 3 & 9 months - Children	81	253	32.0%	52.8%	59.9%	58.8%
% of FP17s for the same patient ID Re-attending between 3 & 9 months - Adults	313	944	33.2%	48.0%	52.0%	51.1%
% of FP17s for Band 1 Urgent Courses	76	1,098	6.9%	8.0%	8.0%	9.0%
% of FP17s Relating to Free Repair or Replacements	4	1,098	0.4%	0.7%	0.8%	0.8%
% of FP17s Relating to Continuations	13	1,098	1.2%	0.8%	0.9%	0.9%
% of Patients satisfied with the dentistry they have received	1	1	N/A	92.8%	93.5%	93.3%
% of Patients satisfied with the time they had to wait for an appointment	1	1	N/A	89.7%	89.1%	88.9%

* This is based on patients treated on this contract for their most recent course of treatment. Figures in italics indicate the base number of FP17s or Patient Questionnaire responses are less than 100. N/A is shown where the base number of responses is less than 10 during the period. % is calculated as Quantity/Base number*100

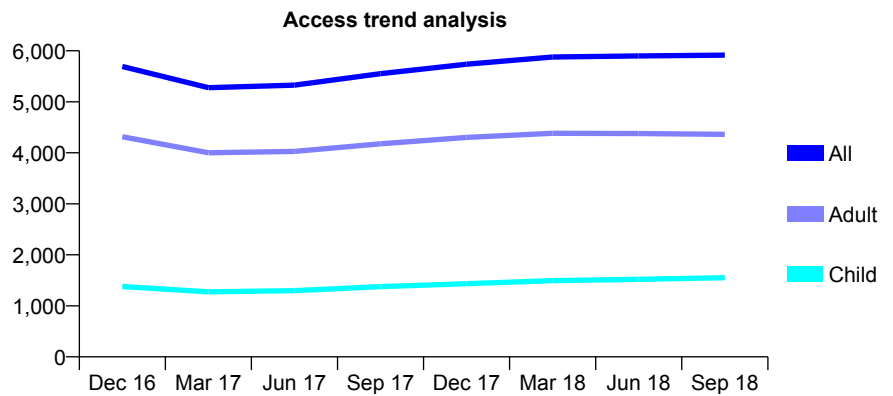
Q54 - Vital Signs At a Glance Contract Report for 638633/0009 - September 2018

Name or company name	Balbir S Bhandal, Amrik S Bhandal & Baljit
Contract type name	GDS Contract
Purpose of contract	General
Contract start date	01/04/2006
Contract end date	

18/19 Contracted general activity (UDA)	18,695
Carry forward general activity (UDA)	-373
18/19 Contracted orthodontic activity (UOA)	0
Carry forward orthodontic activity (UOA)	0
Baseline contract value	£435,906.41

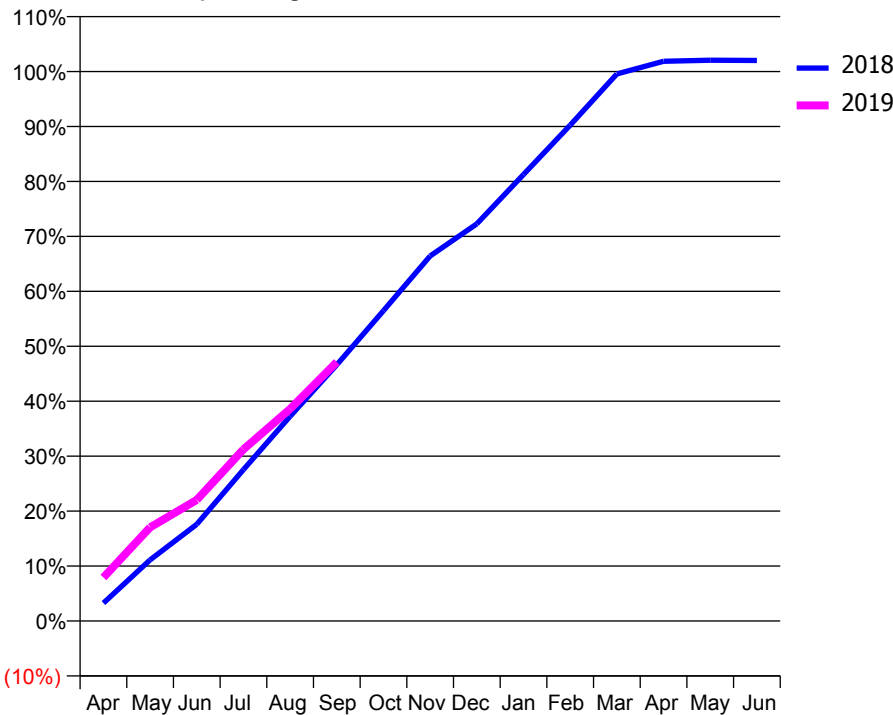
ACCESS*

Patients seen in 24 months	Total	Change since previous quarter
Quarter ending September 2017	5,552	
Quarter ending December 2017	5,736	↑
Quarter ending March 2018	5,879	↑
Quarter ending June 2018	5,899	→
Quarter ending September 2018	5,915	→
Variance since September 2017	6.5%	↑



ACTIVITY

Cumulative percentage of contracted UDA delivered 2018 & 2019



Month	Adjusted Scheduled Activity (UDA)	
	2018	2019
April	611	1,483
May	2,082	3,186
June	3,291	4,121
July	5,152	5,840
August	6,965	7,215
September	8,718	8,813
October	10,557	
November	12,420	
December	13,513	
January	15,193	
February	16,870	
March	18,612	
April	19,044	
May	19,080	
June	19,068	

QUALITY

	Quantity	Base Number	Contract	AT	Region	England
% of FP17s for the same patient ID Re-attending within 3 months - Children	41	1,043	3.9%	9.8%	11.4%	11.6%
% of FP17s for the same patient ID Re-attending within 3 months - Adults	213	2,556	8.3%	14.7%	15.0%	15.5%
% of FP17s for the same patient ID Re-attending between 3 & 9 months - Children	496	1,043	47.6%	52.8%	59.9%	58.8%
% of FP17s for the same patient ID Re-attending between 3 & 9 months - Adults	1,305	2,556	51.1%	48.0%	52.0%	51.1%
% of FP17s for Band 1 Urgent Courses	116	3,399	3.4%	8.0%	8.0%	9.0%
% of FP17s Relating to Free Repair or Replacements	28	3,399	0.8%	0.7%	0.8%	0.8%
% of FP17s Relating to Continuations	25	3,399	0.7%	0.8%	0.9%	0.9%
% of Patients satisfied with the dentistry they have received	2	2	N/A	92.8%	93.5%	93.3%
% of Patients satisfied with the time they had to wait for an appointment	2	2	N/A	89.7%	89.1%	88.9%

* This is based on patients treated on this contract for their most recent course of treatment. Figures in italics indicate the base number of FP17s or Patient Questionnaire responses are less than 100. N/A is shown where the base number of responses is less than 10 during the period. % is calculated as Quantity/Base number*100

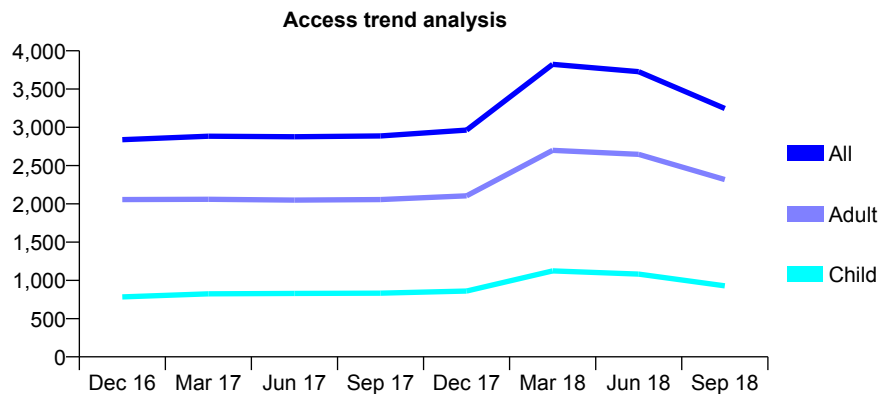
Q54 - Vital Signs At a Glance Contract Report for 638633/0010 - September 2018

Name or company name	Balbir S Bhandal, Amrik S Bhandal & Baljit
Contract type name	GDS Contract
Purpose of contract	General
Contract start date	01/04/2006
Contract end date	

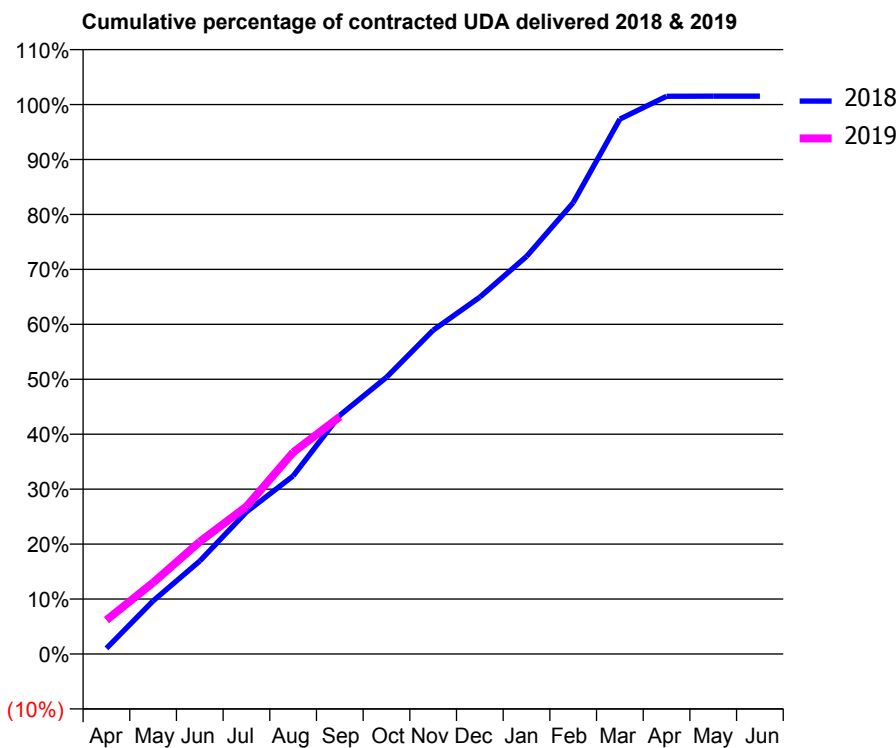
18/19 Contracted general activity (UDA)	11,660
Carry forward general activity (UDA)	-176
18/19 Contracted orthodontic activity (UOA)	0
Carry forward orthodontic activity (UOA)	0
Baseline contract value	£302,190.53

ACCESS*

Patients seen in 24 months	Total	Change since previous quarter
Quarter ending September 2017	2,888	
Quarter ending December 2017	2,964	↑
Quarter ending March 2018	3,823	↑
Quarter ending June 2018	3,728	↓
Quarter ending September 2018	3,246	↓
Variance since September 2017	12.4%	↑



ACTIVITY



Month	Adjusted Scheduled Activity (UDA)	
	2018	2019
April	119	720
May	1,128	1,515
June	1,973	2,383
July	3,015	3,131
August	3,780	4,281
September	5,065	5,034
October	5,873	
November	6,870	
December	7,574	
January	8,435	
February	9,578	
March	11,352	
April	11,834	
May	11,837	
June	11,837	

QUALITY

	Quantity	Base Number	Contract	AT	Region	England
% of FP17s for the same patient ID Re-attending within 3 months - Children	33	566	5.8%	9.8%	11.4%	11.6%
% of FP17s for the same patient ID Re-attending within 3 months - Adults	158	1,228	12.9%	14.7%	15.0%	15.5%
% of FP17s for the same patient ID Re-attending between 3 & 9 months - Children	255	566	45.1%	52.8%	59.9%	58.8%
% of FP17s for the same patient ID Re-attending between 3 & 9 months - Adults	405	1,228	33.0%	48.0%	52.0%	51.1%
% of FP17s for Band 1 Urgent Courses	142	1,566	9.1%	8.0%	8.0%	9.0%
% of FP17s Relating to Free Repair or Replacements	17	1,566	1.1%	0.7%	0.8%	0.8%
% of FP17s Relating to Continuations	9	1,566	0.6%	0.8%	0.9%	0.9%
% of Patients satisfied with the dentistry they have received	0	0	N/A	92.8%	93.5%	93.3%
% of Patients satisfied with the time they had to wait for an appointment	0	0	N/A	89.7%	89.1%	88.9%

* This is based on patients treated on this contract for their most recent course of treatment. Figures in italics indicate the base number of FP17s or Patient Questionnaire responses are less than 100. N/A is shown where the base number of responses is less than 10 during the period. % is calculated as Quantity/Base number*100

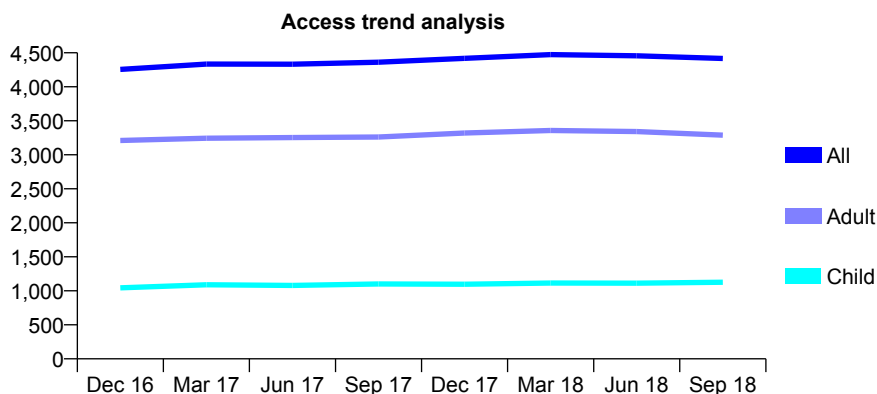
Q54 - Vital Signs At a Glance Contract Report for 638633/0011 - September 2018

Name or company name	Balbir S Bhandal, Amrik S Bhandal & Baljit
Contract type name	GDS Contract
Purpose of contract	General and Orthodontic
Contract start date	01/04/2006
Contract end date	

18/19 Contracted general activity (UDA)	13,730
Carry forward general activity (UDA)	-252
18/19 Contracted orthodontic activity (UOA)	529
Carry forward orthodontic activity (UOA)	10
Baseline contract value	£373,707.46

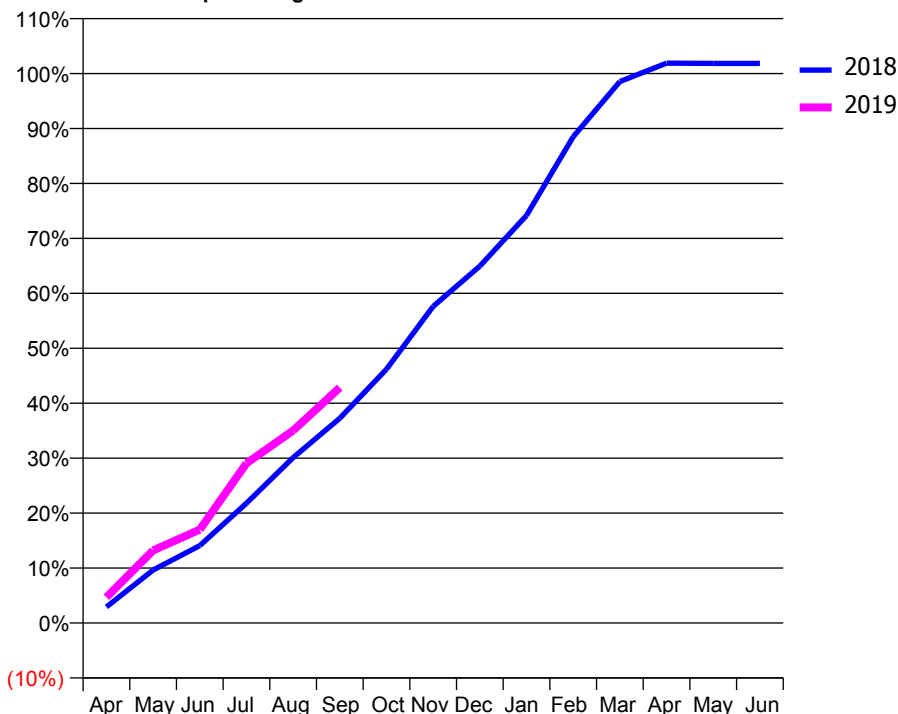
ACCESS*

Patients seen in 24 months	Total	Change since previous quarter
Quarter ending September 2017	4,362	
Quarter ending December 2017	4,418	→
Quarter ending March 2018	4,473	→
Quarter ending June 2018	4,455	→
Quarter ending September 2018	4,416	→
Variance since September 2017	1.2%	→



ACTIVITY

Cumulative percentage of contracted UDA delivered 2018 & 2019



Month	Adjusted Scheduled Activity (UDA)	
	2018	2019
April	402	646
May	1,323	1,815
June	1,933	2,333
July	2,993	3,990
August	4,132	4,809
September	5,115	5,884
October	6,343	
November	7,913	
December	8,918	
January	10,185	
February	12,150	
March	13,530	
April	13,990	
May	13,982	
June	13,982	

QUALITY

	Quantity	Base Number	Contract	AT	Region	England
% of FP17s for the same patient ID Re-attending within 3 months - Children	23	787	2.9%	9.8%	11.4%	11.6%
% of FP17s for the same patient ID Re-attending within 3 months - Adults	142	2,090	6.8%	14.7%	15.0%	15.5%
% of FP17s for the same patient ID Re-attending between 3 & 9 months - Children	513	787	65.2%	52.8%	59.9%	58.8%
% of FP17s for the same patient ID Re-attending between 3 & 9 months - Adults	1,290	2,090	61.7%	48.0%	52.0%	51.1%
% of FP17s for Band 1 Urgent Courses	114	2,652	4.3%	8.0%	8.0%	9.0%
% of FP17s Relating to Free Repair or Replacements	12	2,652	0.5%	0.7%	0.8%	0.8%
% of FP17s Relating to Continuations	5	2,652	0.2%	0.8%	0.9%	0.9%
% of Patients satisfied with the dentistry they have received	4	4	N/A	92.8%	93.5%	93.3%
% of Patients satisfied with the time they had to wait for an appointment	3	4	N/A	89.7%	89.1%	88.9%

* This is based on patients treated on this contract for their most recent course of treatment. Figures in italics indicate the base number of FP17s or Patient Questionnaire responses are less than 100. N/A is shown where the base number of responses is less than 10 during the period. % is calculated as Quantity/Base number*100

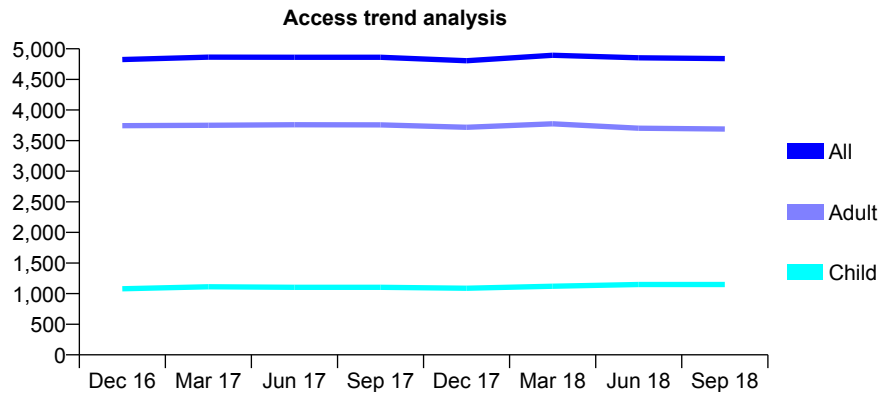
Q54 - Vital Signs At a Glance Contract Report for 638633/0013 - September 2018

Name or company name	Balbir S Bhandal, Amrik S Bhandal & Baljit
Contract type name	GDS Contract
Purpose of contract	General
Contract start date	01/04/2006
Contract end date	

18/19 Contracted general activity (UDA)	16,321
Carry forward general activity (UDA)	411
18/19 Contracted orthodontic activity (UOA)	0
Carry forward orthodontic activity (UOA)	0
Baseline contract value	£351,205.07

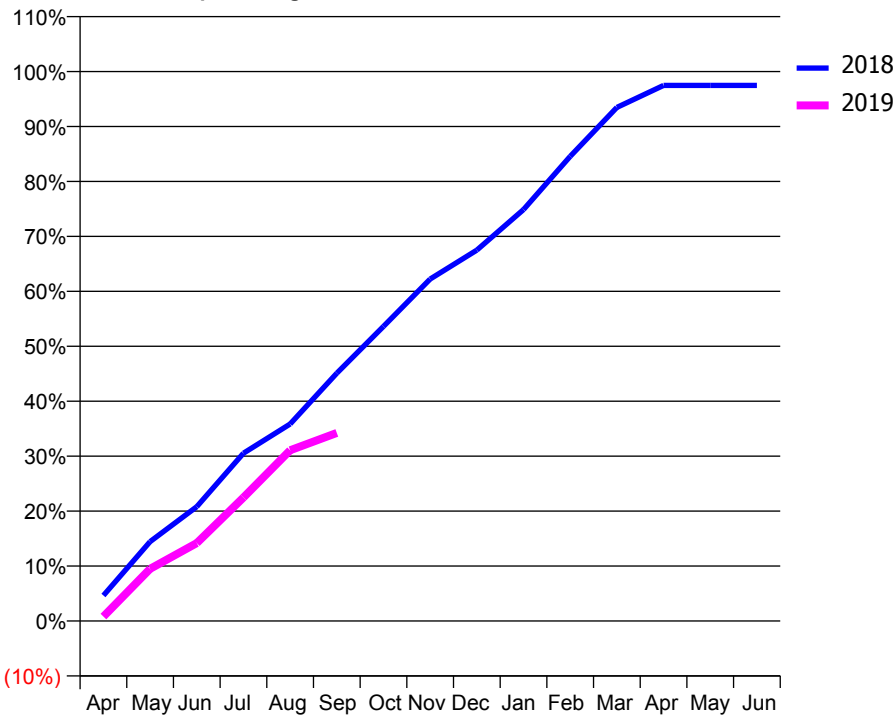
ACCESS*

Patients seen in 24 months	Total	Change since previous quarter
Quarter ending September 2017	4,861	
Quarter ending December 2017	4,806	↓
Quarter ending March 2018	4,894	→
Quarter ending June 2018	4,853	→
Quarter ending September 2018	4,840	→
Variance since September 2017	(0.4%)	→



ACTIVITY

Cumulative percentage of contracted UDA delivered 2018 & 2019



Month	Adjusted Scheduled Activity (UDA)	
	2018	2019
April	758	134
May	2,359	1,552
June	3,396	2,316
July	4,985	3,670
August	5,851	5,072
September	7,362	5,585
October	8,752	
November	10,156	
December	11,016	
January	12,222	
February	13,800	
March	15,252	
April	15,908	
May	15,909	
June	15,909	

QUALITY

	Quantity	Base Number	Contract	AT	Region	England
% of FP17s for the same patient ID Re-attending within 3 months - Children	23	683	3.4%	9.8%	11.4%	11.6%
% of FP17s for the same patient ID Re-attending within 3 months - Adults	124	1,904	6.5%	14.7%	15.0%	15.5%
% of FP17s for the same patient ID Re-attending between 3 & 9 months - Children	332	683	48.6%	52.8%	59.9%	58.8%
% of FP17s for the same patient ID Re-attending between 3 & 9 months - Adults	963	1,904	50.6%	48.0%	52.0%	51.1%
% of FP17s for Band 1 Urgent Courses	98	2,401	4.1%	8.0%	8.0%	9.0%
% of FP17s Relating to Free Repair or Replacements	18	2,401	0.7%	0.7%	0.8%	0.8%
% of FP17s Relating to Continuations	11	2,401	0.5%	0.8%	0.9%	0.9%
% of Patients satisfied with the dentistry they have received	2	2	N/A	92.8%	93.5%	93.3%
% of Patients satisfied with the time they had to wait for an appointment	2	2	N/A	89.7%	89.1%	88.9%

* This is based on patients treated on this contract for their most recent course of treatment. Figures in italics indicate the base number of FP17s or Patient Questionnaire responses are less than 100. N/A is shown where the base number of responses is less than 10 during the period. % is calculated as Quantity/Base number*100

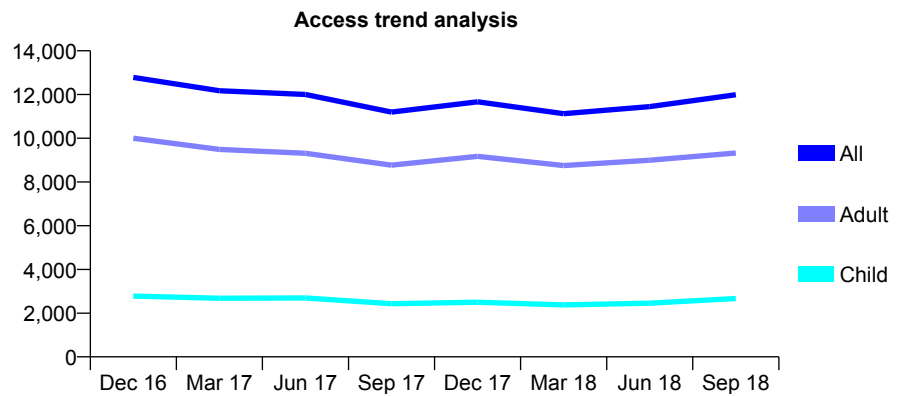
Q54 - Vital Signs At a Glance Contract Report for 638633/0014 - September 2018

Name or company name	Balbir S Bhandal, Amrik S Bhandal & Baljit
Contract type name	GDS Contract
Purpose of contract	General
Contract start date	01/04/2006
Contract end date	

18/19 Contracted general activity (UDA)	39,989
Carry forward general activity (UDA)	295
18/19 Contracted orthodontic activity (UOA)	0
Carry forward orthodontic activity (UOA)	0
Baseline contract value	£944,890.59

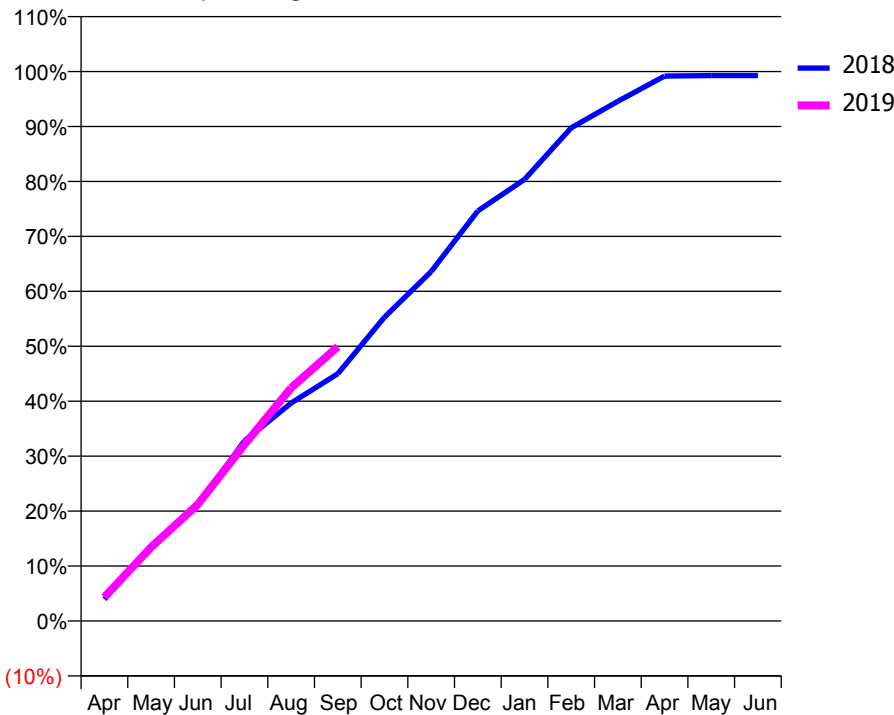
ACCESS*

Patients seen in 24 months	Total	Change since previous quarter
Quarter ending September 2017	11,199	
Quarter ending December 2017	11,669	↑
Quarter ending March 2018	11,123	↓
Quarter ending June 2018	11,447	↑
Quarter ending September 2018	11,992	↑
Variance since September 2017	7.1%	↑



ACTIVITY

Cumulative percentage of contracted UDA delivered 2018 & 2019



Month	Adjusted Scheduled Activity (UDA)	
	2018	2019
April	1,584	1,745
May	5,464	5,369
June	8,406	8,486
July	13,111	12,845
August	15,865	16,965
September	17,994	19,965
October	22,110	
November	25,433	
December	29,843	
January	32,131	
February	35,895	
March	37,820	
April	39,653	
May	39,693	
June	39,693	

QUALITY

	Quantity	Base Number	Contract	AT	Region	England
% of FP17s for the same patient ID Re-attending within 3 months - Children	86	1,761	4.9%	9.8%	11.4%	11.6%
% of FP17s for the same patient ID Re-attending within 3 months - Adults	581	5,581	10.4%	14.7%	15.0%	15.5%
% of FP17s for the same patient ID Re-attending between 3 & 9 months - Children	766	1,761	43.5%	52.8%	59.9%	58.8%
% of FP17s for the same patient ID Re-attending between 3 & 9 months - Adults	2,155	5,581	38.6%	48.0%	52.0%	51.1%
% of FP17s for Band 1 Urgent Courses	212	6,802	3.1%	8.0%	8.0%	9.0%
% of FP17s Relating to Free Repair or Replacements	24	6,802	0.4%	0.7%	0.8%	0.8%
% of FP17s Relating to Continuations	16	6,802	0.2%	0.8%	0.9%	0.9%
% of Patients satisfied with the dentistry they have received	1	1	N/A	92.8%	93.5%	93.3%
% of Patients satisfied with the time they had to wait for an appointment	1	1	N/A	89.7%	89.1%	88.9%

* This is based on patients treated on this contract for their most recent course of treatment. Figures in italics indicate the base number of FP17s or Patient Questionnaire responses are less than 100. N/A is shown where the base number of responses is less than 10 during the period. % is calculated as Quantity/Base number*100

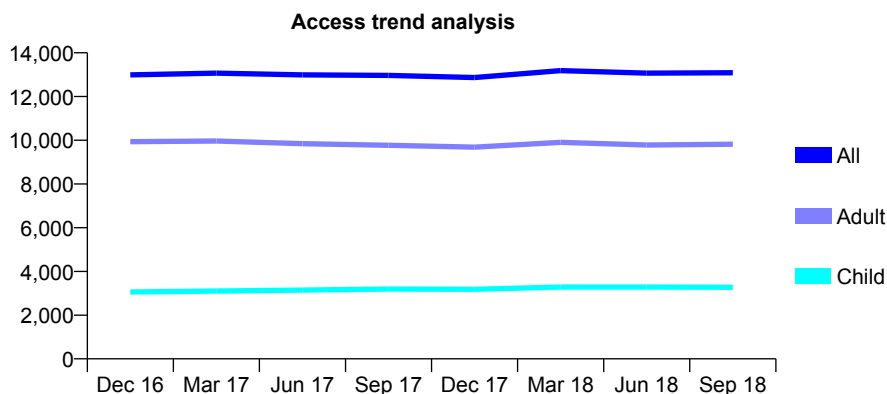
Q54 - Vital Signs At a Glance Contract Report for 638633/0015 - September 2018

Name or company name	Balbir S Bhandal, Amrik S Bhandal & Baljit
Contract type name	GDS Contract
Purpose of contract	General
Contract start date	01/04/2006
Contract end date	

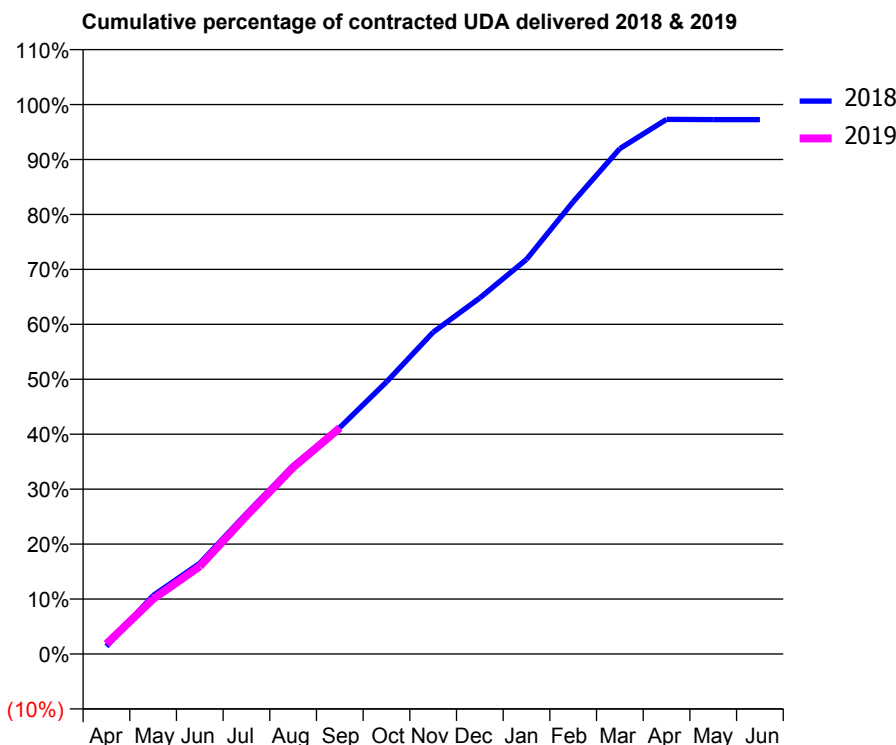
18/19 Contracted general activity (UDA)	42,991
Carry forward general activity (UDA)	1,181
18/19 Contracted orthodontic activity (UOA)	0
Carry forward orthodontic activity (UOA)	0
Baseline contract value	£1,001,118.60

ACCESS*

Patients seen in 24 months	Total	Change since previous quarter
Quarter ending September 2017	12,963	
Quarter ending December 2017	12,870	→
Quarter ending March 2018	13,187	↑
Quarter ending June 2018	13,067	→
Quarter ending September 2018	13,088	→
Variance since September 2017	1.0%	→



ACTIVITY



Month	Adjusted Scheduled Activity (UDA)	
	2018	2019
April	602	787
May	4,579	4,306
June	7,098	6,859
July	10,988	10,814
August	14,745	14,603
September	17,716	17,693
October	21,291	
November	25,182	
December	27,861	
January	30,879	
February	35,385	
March	39,544	
April	41,827	
May	41,810	
June	41,810	

QUALITY

	Quantity	Base Number	Contract	AT	Region	England
% of FP17s for the same patient ID Re-attending within 3 months - Children	102	2,094	4.9%	9.8%	11.4%	11.6%
% of FP17s for the same patient ID Re-attending within 3 months - Adults	583	6,019	9.7%	14.7%	15.0%	15.5%
% of FP17s for the same patient ID Re-attending between 3 & 9 months - Children	1,078	2,094	51.5%	52.8%	59.9%	58.8%
% of FP17s for the same patient ID Re-attending between 3 & 9 months - Adults	3,039	6,019	50.5%	48.0%	52.0%	51.1%
% of FP17s for Band 1 Urgent Courses	300	7,118	4.2%	8.0%	8.0%	9.0%
% of FP17s Relating to Free Repair or Replacements	77	7,118	1.1%	0.7%	0.8%	0.8%
% of FP17s Relating to Continuations	41	7,118	0.6%	0.8%	0.9%	0.9%
% of Patients satisfied with the dentistry they have received	12	12	100.0%	92.8%	93.5%	93.3%
% of Patients satisfied with the time they had to wait for an appointment	12	12	100.0%	89.7%	89.1%	88.9%

* This is based on patients treated on this contract for their most recent course of treatment. Figures in italics indicate the base number of FP17s or Patient Questionnaire responses are less than 100. N/A is shown where the base number of responses is less than 10 during the period. % is calculated as Quantity/Base number*100

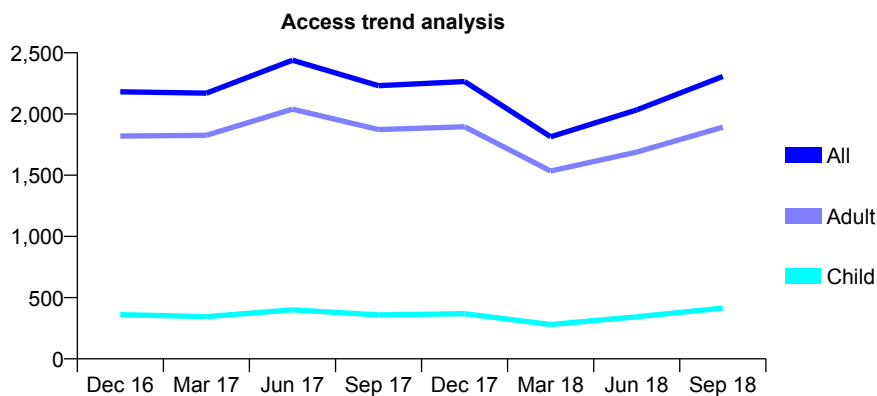
Q54 - Vital Signs At a Glance Contract Report for 638633/0016 - September 2018

Name or company name	Balbir S Bhandal, Amrik S Bhandal & Baljit
Contract type name	GDS Contract
Purpose of contract	General
Contract start date	01/04/2006
Contract end date	

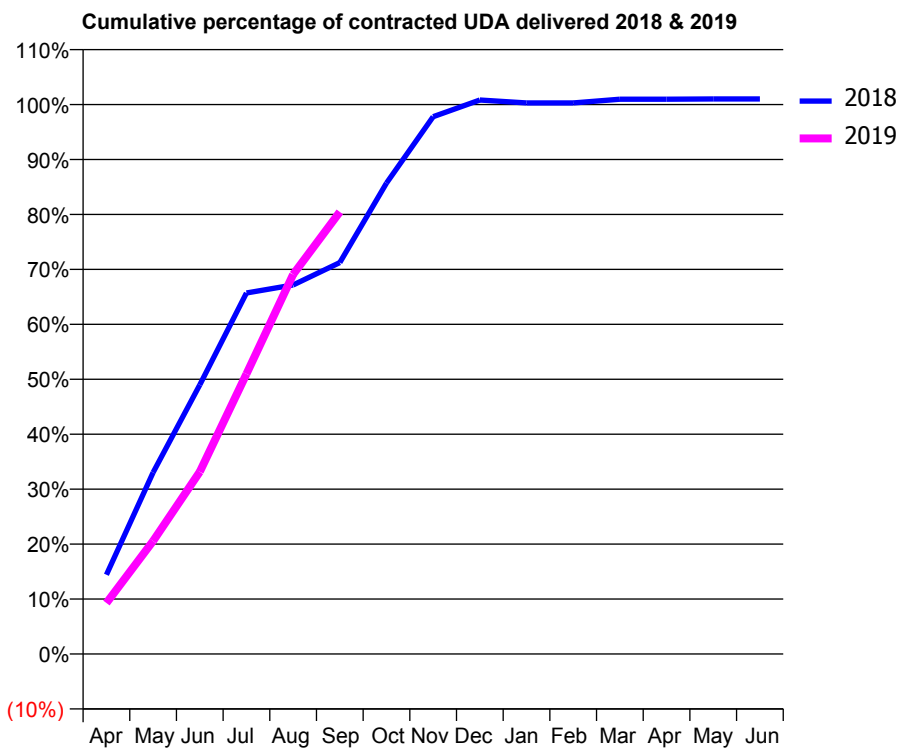
18/19 Contracted general activity (UDA)	6,561
Carry forward general activity (UDA)	-66
18/19 Contracted orthodontic activity (UOA)	0
Carry forward orthodontic activity (UOA)	0
Baseline contract value	£200,198.10

ACCESS*

Patients seen in 24 months	Total	Change since previous quarter
Quarter ending September 2017	2,232	
Quarter ending December 2017	2,265	→
Quarter ending March 2018	1,814	↓
Quarter ending June 2018	2,033	↑
Quarter ending September 2018	2,307	↑
Variance since September 2017	3.4%	↑



ACTIVITY



Month	Adjusted Scheduled Activity (UDA)	
	2018	2019
April	947	609
May	2,168	1,349
June	3,213	2,175
July	4,311	3,344
August	4,406	4,533
September	4,673	5,279
October	5,623	
November	6,416	
December	6,615	
January	6,579	
February	6,579	
March	6,624	
April	6,624	
May	6,627	
June	6,627	

QUALITY

	Quantity	Base Number	Contract	AT	Region	England
% of FP17s for the same patient ID Re-attending within 3 months - Children	10	307	3.3%	9.8%	11.4%	11.6%
% of FP17s for the same patient ID Re-attending within 3 months - Adults	53	1,115	4.8%	14.7%	15.0%	15.5%
% of FP17s for the same patient ID Re-attending between 3 & 9 months - Children	36	307	11.7%	52.8%	59.9%	58.8%
% of FP17s for the same patient ID Re-attending between 3 & 9 months - Adults	149	1,115	13.4%	48.0%	52.0%	51.1%
% of FP17s for Band 1 Urgent Courses	13	1,420	0.9%	8.0%	8.0%	9.0%
% of FP17s Relating to Free Repair or Replacements	2	1,420	0.1%	0.7%	0.8%	0.8%
% of FP17s Relating to Continuations	0	1,420	0.0%	0.8%	0.9%	0.9%
% of Patients satisfied with the dentistry they have received	1	1	N/A	92.8%	93.5%	93.3%
% of Patients satisfied with the time they had to wait for an appointment	1	1	N/A	89.7%	89.1%	88.9%

* This is based on patients treated on this contract for their most recent course of treatment. Figures in italics indicate the base number of FP17s or Patient Questionnaire responses are less than 100. N/A is shown where the base number of responses is less than 10 during the period. % is calculated as Quantity/Base number*100

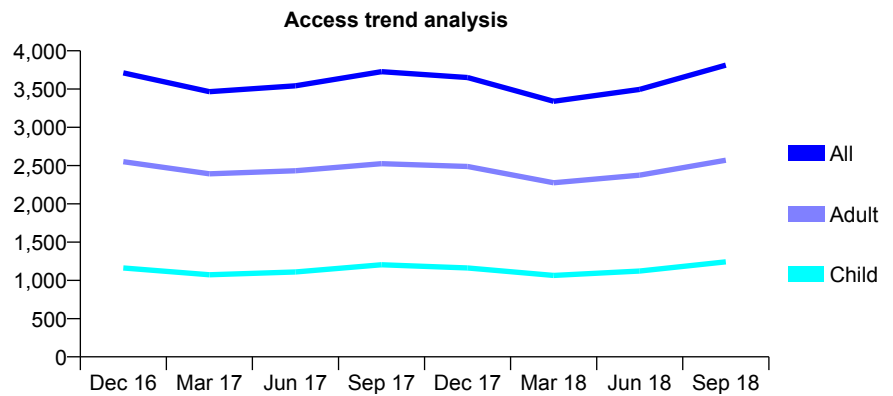
Q54 - Vital Signs At a Glance Contract Report for 638633/0017 - September 2018

Name or company name	Balbir S Bhandal, Amrik S Bhandal & Baljit
Contract type name	GDS Contract
Purpose of contract	General
Contract start date	01/04/2006
Contract end date	

18/19 Contracted general activity (UDA)	11,830
Carry forward general activity (UDA)	-157
18/19 Contracted orthodontic activity (UOA)	0
Carry forward orthodontic activity (UOA)	0
Baseline contract value	£286,435.96

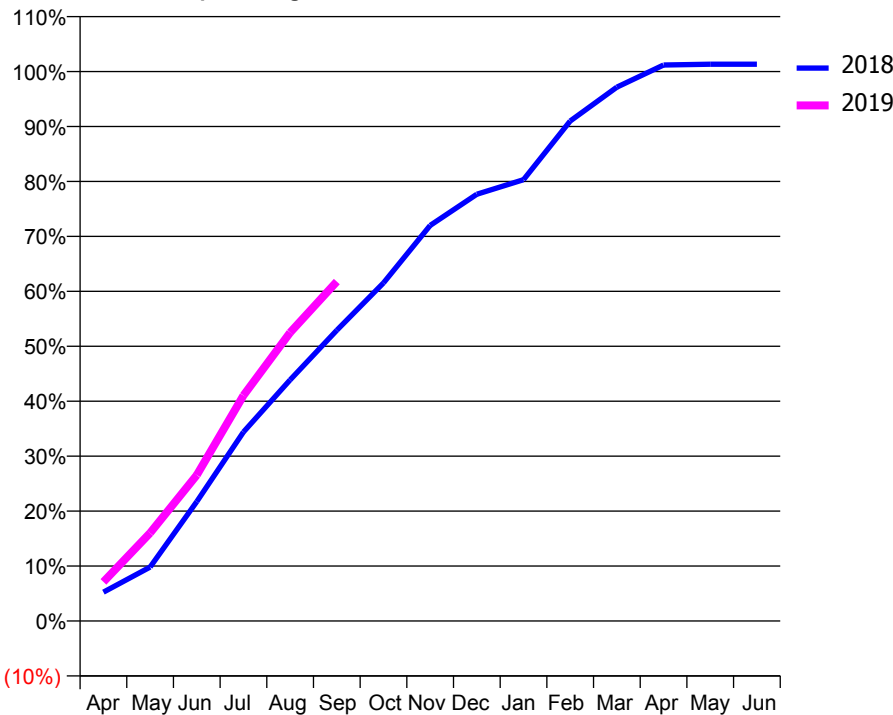
ACCESS*

Patients seen in 24 months	Total	Change since previous quarter
Quarter ending September 2017	3,728	
Quarter ending December 2017	3,650	↓
Quarter ending March 2018	3,340	↓
Quarter ending June 2018	3,495	↑
Quarter ending September 2018	3,812	↑
Variance since September 2017	2.3%	↑



ACTIVITY

Cumulative percentage of contracted UDA delivered 2018 & 2019



Month	Adjusted Scheduled Activity (UDA)	
	2018	2019
April	622	843
May	1,160	1,897
June	2,570	3,141
July	4,069	4,857
August	5,192	6,211
September	6,260	7,309
October	7,279	
November	8,517	
December	9,188	
January	9,501	
February	10,765	
March	11,493	
April	11,969	
May	11,987	
June	11,987	

QUALITY

	Quantity	Base Number	Contract	AT	Region	England
% of FP17s for the same patient ID Re-attending within 3 months - Children	39	895	4.4%	9.8%	11.4%	11.6%
% of FP17s for the same patient ID Re-attending within 3 months - Adults	222	1,923	11.5%	14.7%	15.0%	15.5%
% of FP17s for the same patient ID Re-attending between 3 & 9 months - Children	374	895	41.8%	52.8%	59.9%	58.8%
% of FP17s for the same patient ID Re-attending between 3 & 9 months - Adults	721	1,923	37.5%	48.0%	52.0%	51.1%
% of FP17s for Band 1 Urgent Courses	258	2,652	9.7%	8.0%	8.0%	9.0%
% of FP17s Relating to Free Repair or Replacements	27	2,652	1.0%	0.7%	0.8%	0.8%
% of FP17s Relating to Continuations	1	2,652	0.0%	0.8%	0.9%	0.9%
% of Patients satisfied with the dentistry they have received	1	1	N/A	92.8%	93.5%	93.3%
% of Patients satisfied with the time they had to wait for an appointment	1	1	N/A	89.7%	89.1%	88.9%

* This is based on patients treated on this contract for their most recent course of treatment. Figures in italics indicate the base number of FP17s or Patient Questionnaire responses are less than 100. N/A is shown where the base number of responses is less than 10 during the period. % is calculated as Quantity/Base number*100

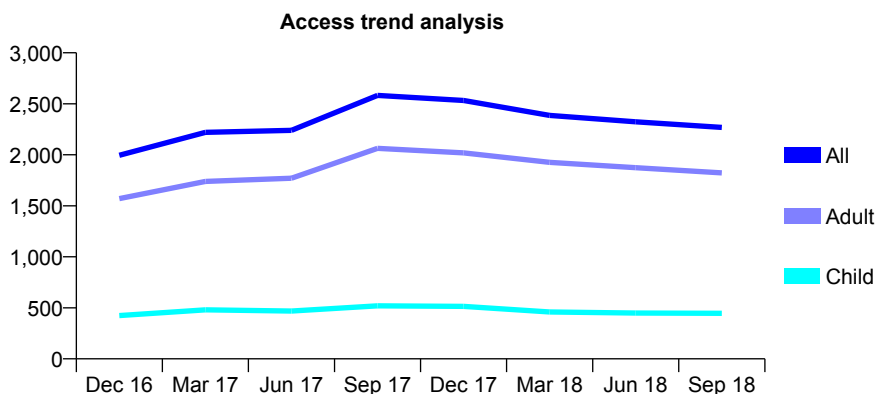
Q54 - Vital Signs At a Glance Contract Report for 638633/0018 - September 2018

Name or company name	Balbir S Bhandal, Amrik S Bhandal & Baljit
Contract type name	GDS Contract
Purpose of contract	General
Contract start date	01/04/2006
Contract end date	

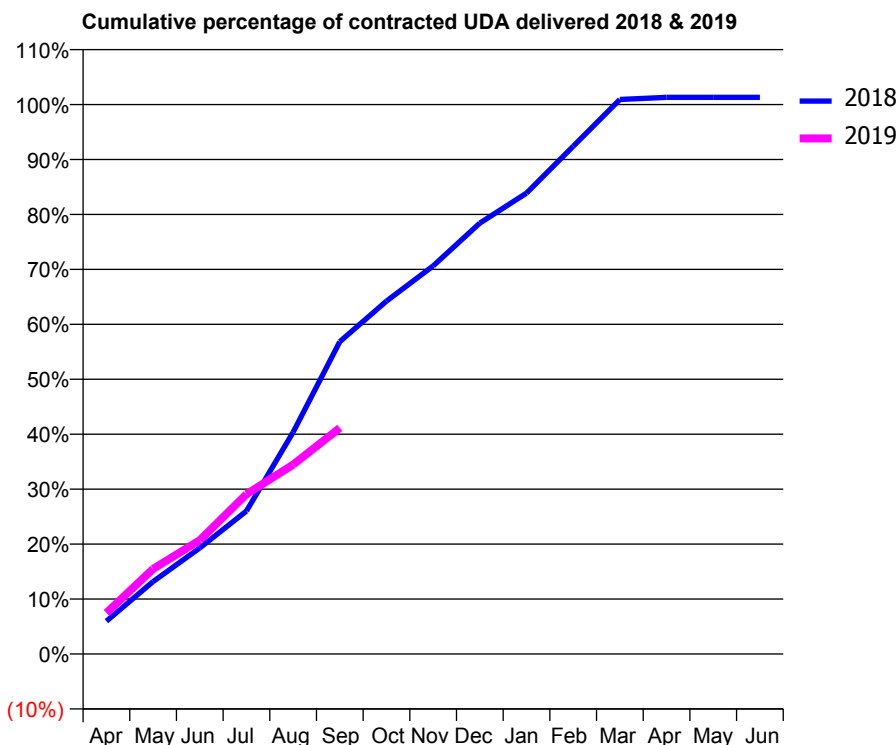
18/19 Contracted general activity (UDA)	7,552
Carry forward general activity (UDA)	-99
18/19 Contracted orthodontic activity (UOA)	0
Carry forward orthodontic activity (UOA)	0
Baseline contract value	£197,901.17

ACCESS*

Patients seen in 24 months	Total	Change since previous quarter
Quarter ending September 2017	2,583	
Quarter ending December 2017	2,533	↓
Quarter ending March 2018	2,386	↓
Quarter ending June 2018	2,323	↓
Quarter ending September 2018	2,269	↓
Variance since September 2017	(12.2%)	↓



ACTIVITY



Month	Adjusted Scheduled Activity (UDA)	
	2018	2019
April	451	565
May	996	1,170
June	1,458	1,565
July	1,966	2,197
August	3,048	2,603
September	4,293	3,107
October	4,849	
November	5,335	
December	5,922	
January	6,335	
February	6,979	
March	7,620	
April	7,651	
May	7,651	
June	7,651	

QUALITY

	Quantity	Base Number	Contract	AT	Region	England
% of FP17s for the same patient ID Re-attending within 3 months - Children	20	261	7.7%	9.8%	11.4%	11.6%
% of FP17s for the same patient ID Re-attending within 3 months - Adults	119	928	12.8%	14.7%	15.0%	15.5%
% of FP17s for the same patient ID Re-attending between 3 & 9 months - Children	99	261	37.9%	52.8%	59.9%	58.8%
% of FP17s for the same patient ID Re-attending between 3 & 9 months - Adults	443	928	47.7%	48.0%	52.0%	51.1%
% of FP17s for Band 1 Urgent Courses	74	1,159	6.4%	8.0%	8.0%	9.0%
% of FP17s Relating to Free Repair or Replacements	28	1,159	2.4%	0.7%	0.8%	0.8%
% of FP17s Relating to Continuations	1	1,159	0.1%	0.8%	0.9%	0.9%
% of Patients satisfied with the dentistry they have received	0	0	N/A	92.8%	93.5%	93.3%
% of Patients satisfied with the time they had to wait for an appointment	0	0	N/A	89.7%	89.1%	88.9%

* This is based on patients treated on this contract for their most recent course of treatment. Figures in italics indicate the base number of FP17s or Patient Questionnaire responses are less than 100. N/A is shown where the base number of responses is less than 10 during the period. % is calculated as Quantity/Base number*100

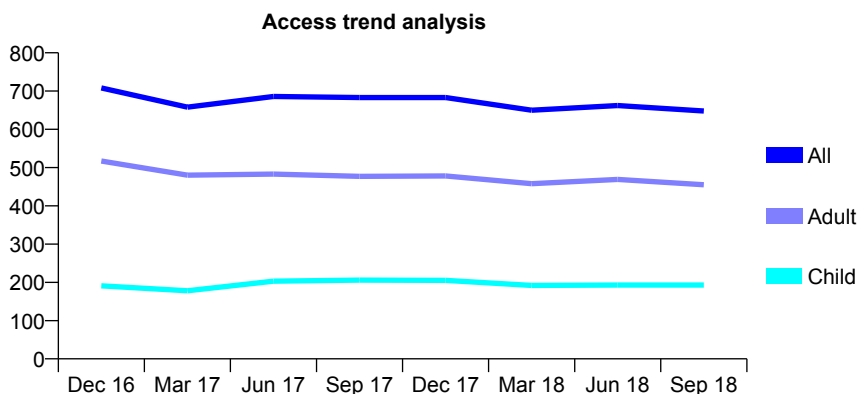
Q54 - Vital Signs At a Glance Contract Report for 638633/0019 - September 2018

Name or company name	Balbir S Bhandal, Amrik S Bhandal & Baljit
Contract type name	GDS Contract
Purpose of contract	General and Orthodontic
Contract start date	01/04/2006
Contract end date	

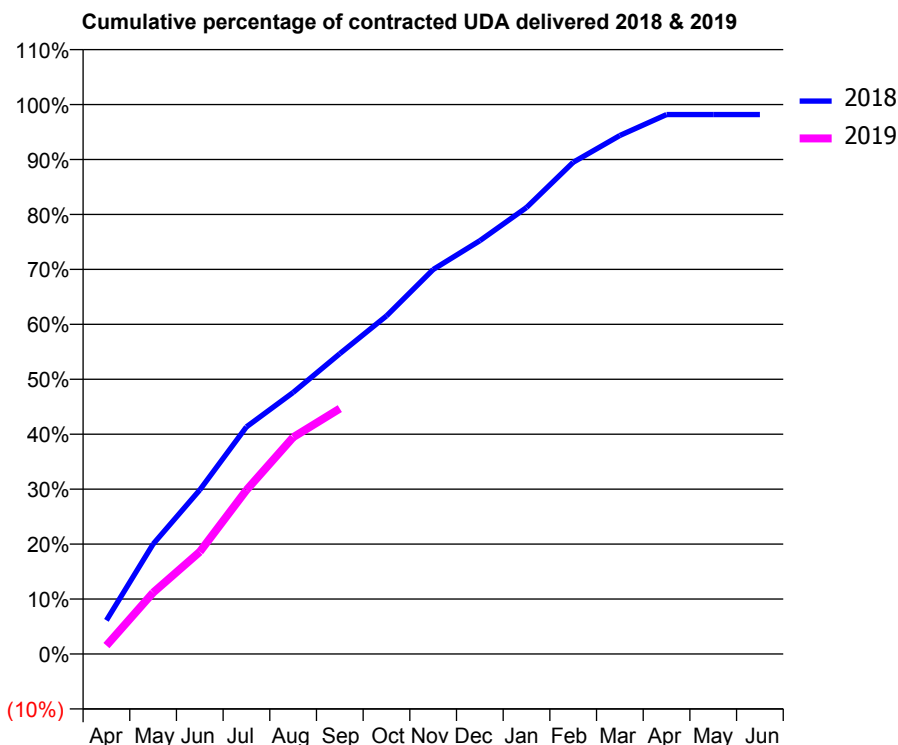
18/19 Contracted general activity (UDA)	2,037
Carry forward general activity (UDA)	37
18/19 Contracted orthodontic activity (UOA)	147
Carry forward orthodontic activity (UOA)	-2
Baseline contract value	£54,044.37

ACCESS*

Patients seen in 24 months	Total	Change since previous quarter
Quarter ending September 2017	683	
Quarter ending December 2017	683	→
Quarter ending March 2018	650	↓
Quarter ending June 2018	662	→
Quarter ending September 2018	648	↓
Variance since September 2017	(5.1%)	↓



ACTIVITY



Month	Adjusted Scheduled Activity (UDA)	
	2018	2019
April	125	31
May	408	228
June	608	379
July	842	608
August	969	804
September	1,114	910
October	1,253	
November	1,425	
December	1,532	
January	1,655	
February	1,823	
March	1,922	
April	2,000	
May	2,000	
June	2,000	

QUALITY

	Quantity	Base Number	Contract	AT	Region	England
% of FP17s for the same patient ID Re-attending within 3 months - Children	15	173	8.7%	9.8%	11.4%	11.6%
% of FP17s for the same patient ID Re-attending within 3 months - Adults	32	339	9.4%	14.7%	15.0%	15.5%
% of FP17s for the same patient ID Re-attending between 3 & 9 months - Children	87	173	50.3%	52.8%	59.9%	58.8%
% of FP17s for the same patient ID Re-attending between 3 & 9 months - Adults	185	339	54.6%	48.0%	52.0%	51.1%
% of FP17s for Band 1 Urgent Courses	10	478	2.1%	8.0%	8.0%	9.0%
% of FP17s Relating to Free Repair or Replacements	0	478	0.0%	0.7%	0.8%	0.8%
% of FP17s Relating to Continuations	7	478	1.5%	0.8%	0.9%	0.9%
% of Patients satisfied with the dentistry they have received	0	0	N/A	92.8%	93.5%	93.3%
% of Patients satisfied with the time they had to wait for an appointment	0	0	N/A	89.7%	89.1%	88.9%

* This is based on patients treated on this contract for their most recent course of treatment. Figures in italics indicate the base number of FP17s or Patient Questionnaire responses are less than 100. N/A is shown where the base number of responses is less than 10 during the period. % is calculated as Quantity/Base number*100

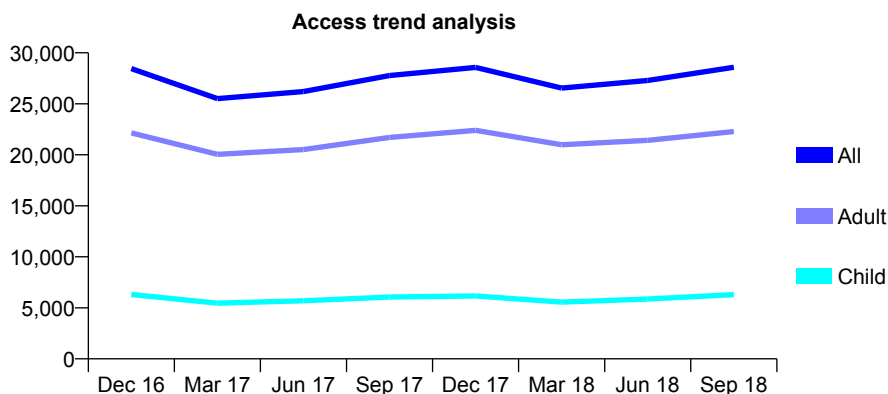
Q54 - Vital Signs At a Glance Contract Report for 638633/0020 - September 2018

Name or company name	Balbir S Bhandal, Amrik S Bhandal & Baljit
Contract type name	GDS Contract
Purpose of contract	General and Orthodontic
Contract start date	01/04/2006
Contract end date	

18/19 Contracted general activity (UDA)	97,227
Carry forward general activity (UDA)	-1,838
18/19 Contracted orthodontic activity (UOA)	6,238
Carry forward orthodontic activity (UOA)	56
Baseline contract value	£3,553,808.51

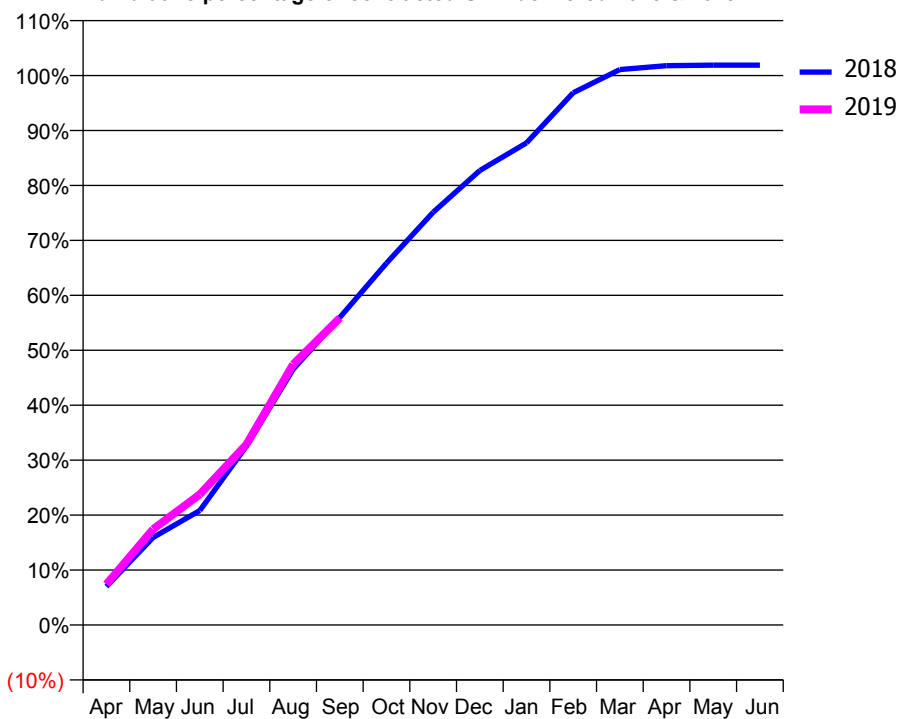
ACCESS*

Patients seen in 24 months	Total	Change since previous quarter
Quarter ending September 2017	27,768	
Quarter ending December 2017	28,564	↑
Quarter ending March 2018	26,546	↓
Quarter ending June 2018	27,282	↑
Quarter ending September 2018	28,577	↑
Variance since September 2017	2.9%	↑



ACTIVITY

Cumulative percentage of contracted UDA delivered 2018 & 2019



Month	Adjusted Scheduled Activity (UDA)	
	2018	2019
April	6,815	7,205
May	15,499	16,957
June	20,263	23,099
July	31,654	31,962
August	45,239	46,119
September	54,423	54,337
October	64,017	
November	73,040	
December	80,422	
January	85,308	
February	94,172	
March	98,283	
April	98,957	
May	99,066	
June	99,066	

QUALITY

	Quantity	Base Number	Contract	AT	Region	England
% of FP17s for the same patient ID Re-attending within 3 months - Children	269	4,171	6.4%	9.8%	11.4%	11.6%
% of FP17s for the same patient ID Re-attending within 3 months - Adults	890	11,172	8.0%	14.7%	15.0%	15.5%
% of FP17s for the same patient ID Re-attending between 3 & 9 months - Children	772	4,171	18.5%	52.8%	59.9%	58.8%
% of FP17s for the same patient ID Re-attending between 3 & 9 months - Adults	2,020	11,172	18.1%	48.0%	52.0%	51.1%
% of FP17s for Band 1 Urgent Courses	798	14,486	5.5%	8.0%	8.0%	9.0%
% of FP17s Relating to Free Repair or Replacements	66	14,486	0.5%	0.7%	0.8%	0.8%
% of FP17s Relating to Continuations	110	14,486	0.8%	0.8%	0.9%	0.9%
% of Patients satisfied with the dentistry they have received	13	14	92.9%	92.8%	93.5%	93.3%
% of Patients satisfied with the time they had to wait for an appointment	12	14	85.7%	89.7%	89.1%	88.9%

* This is based on patients treated on this contract for their most recent course of treatment. Figures in italics indicate the base number of FP17s or Patient Questionnaire responses are less than 100. N/A is shown where the base number of responses is less than 10 during the period. % is calculated as Quantity/Base number*100

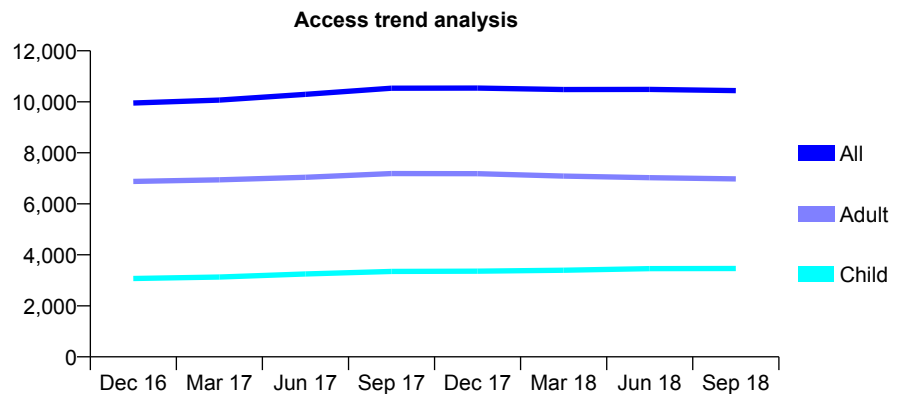
Q54 - Vital Signs At a Glance Contract Report for 638633/0021 - September 2018

Name or company name	Balbir S Bhandal, Amrik S Bhandal & Baljit
Contract type name	GDS Contract
Purpose of contract	General
Contract start date	01/04/2006
Contract end date	

18/19 Contracted general activity (UDA)	30,893
Carry forward general activity (UDA)	-148
18/19 Contracted orthodontic activity (UOA)	0
Carry forward orthodontic activity (UOA)	0
Baseline contract value	£805,064.39

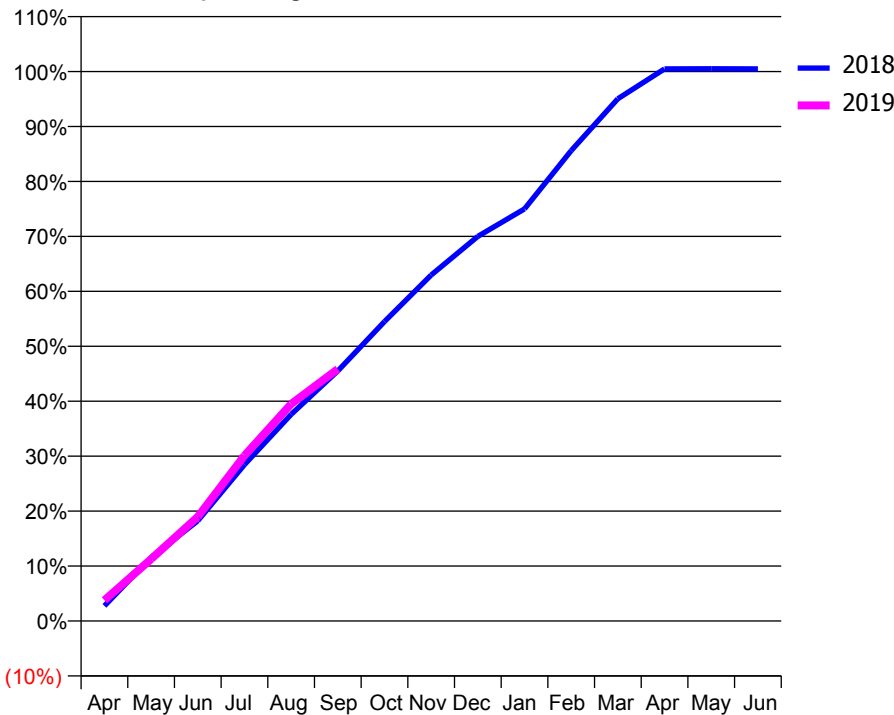
ACCESS*

Patients seen in 24 months	Total	Change since previous quarter
Quarter ending September 2017	10,534	
Quarter ending December 2017	10,541	→
Quarter ending March 2018	10,483	→
Quarter ending June 2018	10,484	→
Quarter ending September 2018	10,441	→
Variance since September 2017	(0.9%)	→



ACTIVITY

Cumulative percentage of contracted UDA delivered 2018 & 2019



Month	Adjusted Scheduled Activity (UDA)	
	2018	2019
April	854	1,164
May	3,574	3,479
June	5,637	5,857
July	8,789	9,296
August	11,618	12,204
September	14,058	14,162
October	16,833	
November	19,453	
December	21,628	
January	23,172	
February	26,448	
March	29,359	
April	31,043	
May	31,046	
June	31,041	

QUALITY

	Quantity	Base Number	Contract	AT	Region	England
% of FP17s for the same patient ID Re-attending within 3 months - Children	90	2,044	4.4%	9.8%	11.4%	11.6%
% of FP17s for the same patient ID Re-attending within 3 months - Adults	378	3,800	9.9%	14.7%	15.0%	15.5%
% of FP17s for the same patient ID Re-attending between 3 & 9 months - Children	1,004	2,044	49.1%	52.8%	59.9%	58.8%
% of FP17s for the same patient ID Re-attending between 3 & 9 months - Adults	1,689	3,800	44.4%	48.0%	52.0%	51.1%
% of FP17s for Band 1 Urgent Courses	437	5,275	8.3%	8.0%	8.0%	9.0%
% of FP17s Relating to Free Repair or Replacements	26	5,275	0.5%	0.7%	0.8%	0.8%
% of FP17s Relating to Continuations	9	5,275	0.2%	0.8%	0.9%	0.9%
% of Patients satisfied with the dentistry they have received	2	3	N/A	92.8%	93.5%	93.3%
% of Patients satisfied with the time they had to wait for an appointment	3	3	N/A	89.7%	89.1%	88.9%

* This is based on patients treated on this contract for their most recent course of treatment. Figures in italics indicate the base number of FP17s or Patient Questionnaire responses are less than 100. N/A is shown where the base number of responses is less than 10 during the period. % is calculated as Quantity/Base number*100

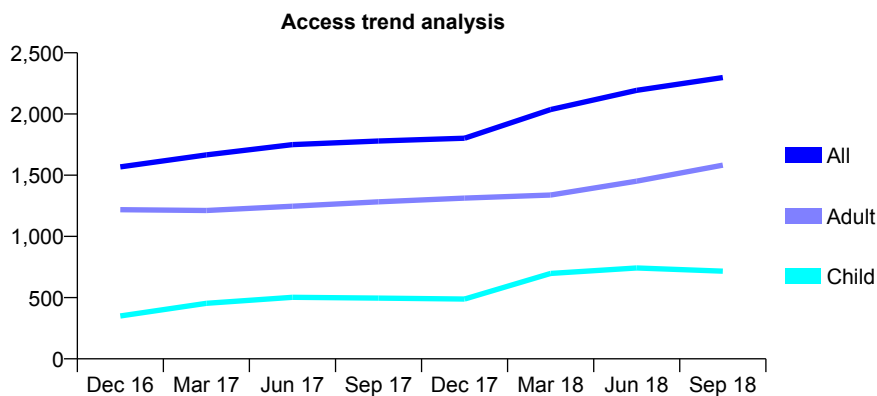
Q54 - Vital Signs At a Glance Contract Report for 643572/0002 - September 2018

Name or company name	DR JF ALLSOPP
Contract type name	GDS Contract
Purpose of contract	General and Orthodontic
Contract start date	01/04/2006
Contract end date	

18/19 Contracted general activity (UDA)	4,835
Carry forward general activity (UDA)	47
18/19 Contracted orthodontic activity (UOA)	760
Carry forward orthodontic activity (UOA)	-15
Baseline contract value	£166,624.93

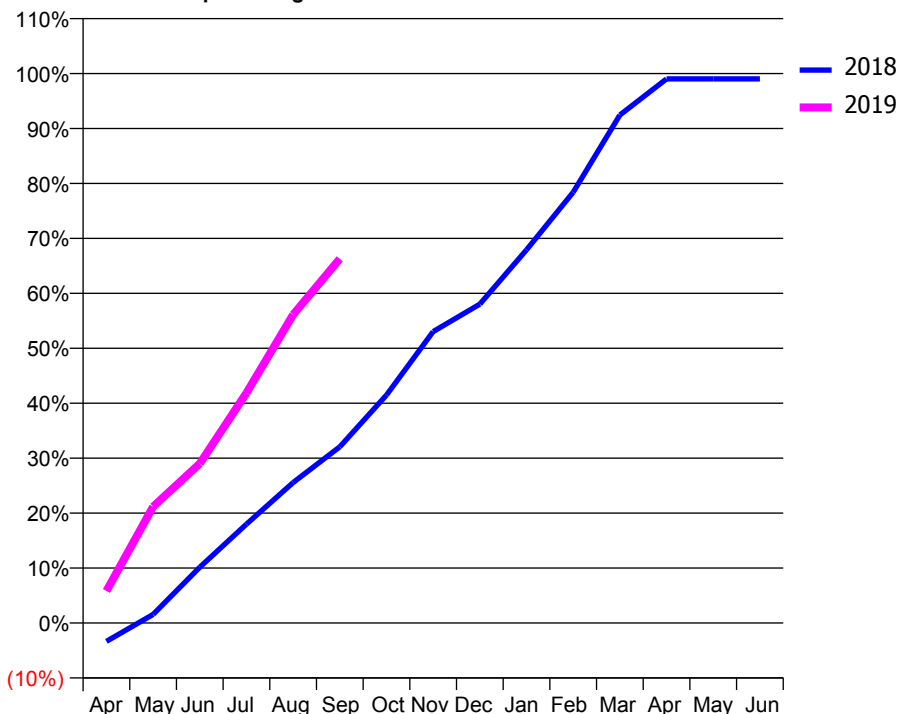
ACCESS*

Patients seen in 24 months	Total	Change since previous quarter
Quarter ending September 2017	1,779	
Quarter ending December 2017	1,802	→
Quarter ending March 2018	2,036	↑
Quarter ending June 2018	2,193	↑
Quarter ending September 2018	2,298	↑
Variance since September 2017	29.2%	↑



ACTIVITY

Cumulative percentage of contracted UDA delivered 2018 & 2019



Month	Adjusted Scheduled Activity (UDA)	
	2018	2019
April	-163	282
May	76	1,024
June	491	1,403
July	870	2,024
August	1,236	2,714
September	1,550	3,205
October	2,006	
November	2,564	
December	2,806	
January	3,284	
February	3,790	
March	4,469	
April	4,787	
May	4,787	
June	4,787	

QUALITY

	Quantity	Base Number	Contract	AT	Region	England
% of FP17s for the same patient ID Re-attending within 3 months - Children	12	491	2.4%	9.8%	11.4%	11.6%
% of FP17s for the same patient ID Re-attending within 3 months - Adults	162	1,204	13.5%	14.7%	15.0%	15.5%
% of FP17s for the same patient ID Re-attending between 3 & 9 months - Children	121	491	24.6%	52.8%	59.9%	58.8%
% of FP17s for the same patient ID Re-attending between 3 & 9 months - Adults	493	1,204	40.9%	48.0%	52.0%	51.1%
% of FP17s for Band 1 Urgent Courses	67	1,501	4.5%	8.0%	8.0%	9.0%
% of FP17s Relating to Free Repair or Replacements	27	1,501	1.8%	0.7%	0.8%	0.8%
% of FP17s Relating to Continuations	14	1,501	0.9%	0.8%	0.9%	0.9%
% of Patients satisfied with the dentistry they have received	1	1	N/A	92.8%	93.5%	93.3%
% of Patients satisfied with the time they had to wait for an appointment	0	1	N/A	89.7%	89.1%	88.9%

* This is based on patients treated on this contract for their most recent course of treatment. Figures in italics indicate the base number of FP17s or Patient Questionnaire responses are less than 100. N/A is shown where the base number of responses is less than 10 during the period. % is calculated as Quantity/Base number*100

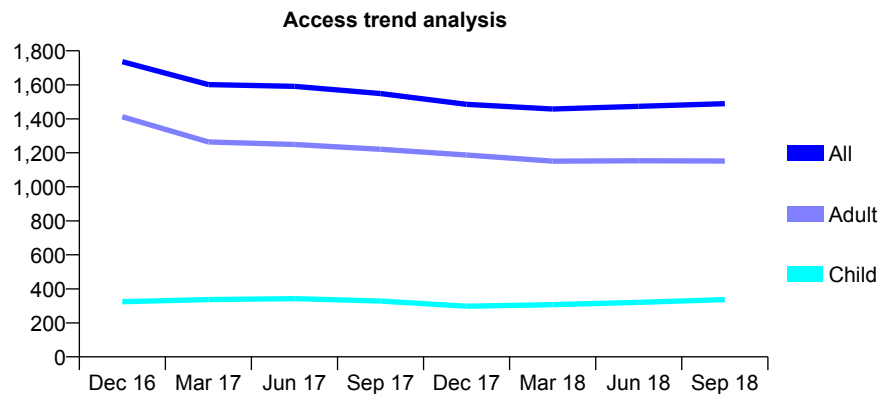
Q54 - Vital Signs At a Glance Contract Report for 650544/0001 - September 2018

Name or company name	MR GD BROWN
Contract type name	GDS Contract
Purpose of contract	General
Contract start date	01/04/2006
Contract end date	

18/19 Contracted general activity (UDA)	6,000
Carry forward general activity (UDA)	112
18/19 Contracted orthodontic activity (UOA)	0
Carry forward orthodontic activity (UOA)	0
Baseline contract value	£159,799.48

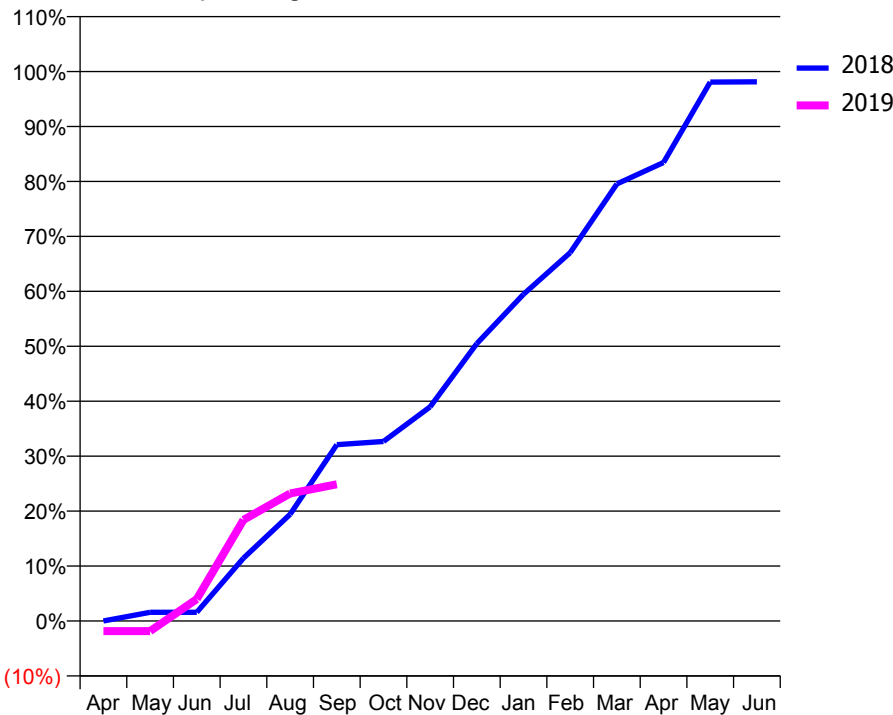
ACCESS*

Patients seen in 24 months	Total	Change since previous quarter
Quarter ending September 2017	1,549	
Quarter ending December 2017	1,485	↓
Quarter ending March 2018	1,458	↓
Quarter ending June 2018	1,473	→
Quarter ending September 2018	1,489	→
Variance since September 2017	(3.9%)	↓



ACTIVITY

Cumulative percentage of contracted UDA delivered 2018 & 2019



Month	Adjusted Scheduled Activity (UDA)	
	2018	2019
April	0	-112
May	95	-112
June	95	239
July	686	1,104
August	1,166	1,392
September	1,926	1,493
October	1,960	
November	2,338	
December	3,030	
January	3,568	
February	4,022	
March	4,772	
April	5,006	
May	5,885	
June	5,888	

QUALITY

	Quantity	Base Number	Contract	AT	Region	England
% of FP17s for the same patient ID Re-attending within 3 months - Children	7	128	5.5%	9.8%	11.4%	11.6%
% of FP17s for the same patient ID Re-attending within 3 months - Adults	36	423	8.5%	14.7%	15.0%	15.5%
% of FP17s for the same patient ID Re-attending between 3 & 9 months - Children	16	128	12.5%	52.8%	59.9%	58.8%
% of FP17s for the same patient ID Re-attending between 3 & 9 months - Adults	79	423	18.7%	48.0%	52.0%	51.1%
% of FP17s for Band 1 Urgent Courses	6	350	1.7%	8.0%	8.0%	9.0%
% of FP17s Relating to Free Repair or Replacements	0	350	0.0%	0.7%	0.8%	0.8%
% of FP17s Relating to Continuations	4	350	1.1%	0.8%	0.9%	0.9%
% of Patients satisfied with the dentistry they have received	1	1	N/A	92.8%	93.5%	93.3%
% of Patients satisfied with the time they had to wait for an appointment	1	1	N/A	89.7%	89.1%	88.9%

* This is based on patients treated on this contract for their most recent course of treatment. Figures in italics indicate the base number of FP17s or Patient Questionnaire responses are less than 100. N/A is shown where the base number of responses is less than 10 during the period. % is calculated as Quantity/Base number*100

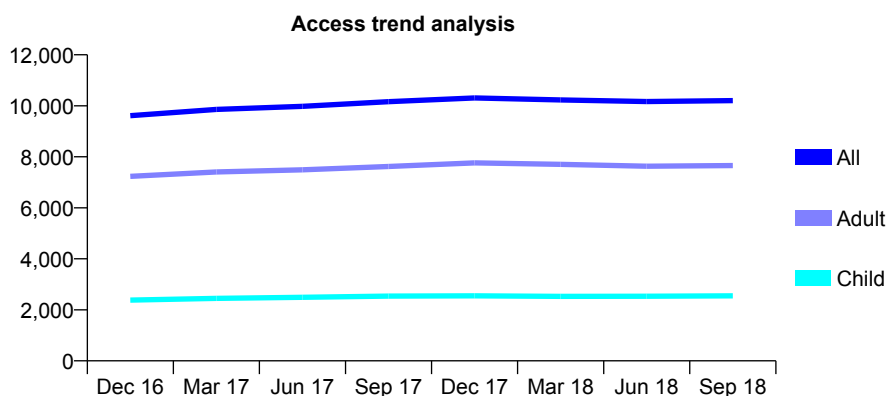
Q54 - Vital Signs At a Glance Contract Report for 658421/0001 - September 2018

Name or company name	Hayers Dental Surgery
Contract type name	GDS Contract
Purpose of contract	General and Orthodontic
Contract start date	01/04/2006
Contract end date	

18/19 Contracted general activity (UDA)	21,866
Carry forward general activity (UDA)	-410
18/19 Contracted orthodontic activity (UOA)	387
Carry forward orthodontic activity (UOA)	294
Baseline contract value	£548,862.11

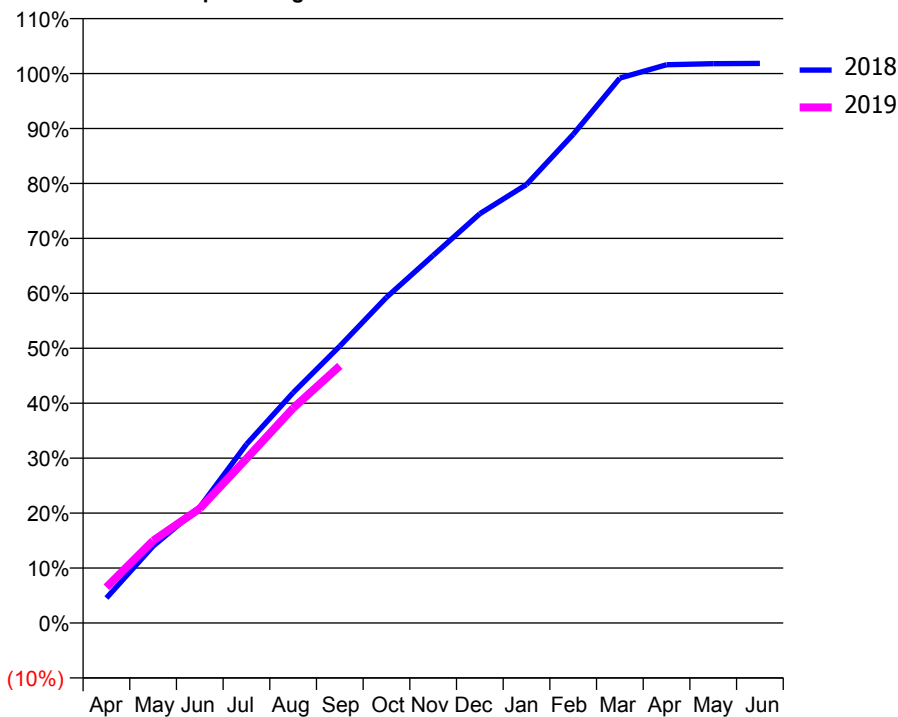
ACCESS*

Patients seen in 24 months	Total	Change since previous quarter
Quarter ending September 2017	10,160	
Quarter ending December 2017	10,308	→
Quarter ending March 2018	10,232	→
Quarter ending June 2018	10,165	→
Quarter ending September 2018	10,205	→
Variance since September 2017	0.4%	→



ACTIVITY

Cumulative percentage of contracted UDA delivered 2018 & 2019



Month	Adjusted Scheduled Activity (UDA)	
	2018	2019
April	994	1,426
May	3,057	3,277
June	4,612	4,553
July	7,116	6,542
August	9,167	8,550
September	11,017	10,235
October	12,960	
November	14,628	
December	16,286	
January	17,450	
February	19,442	
March	21,684	
April	22,217	
May	22,257	
June	22,265	

QUALITY

	Quantity	Base Number	Contract	AT	Region	England
% of FP17s for the same patient ID Re-attending within 3 months - Children	104	1,481	7.0%	9.8%	11.4%	11.6%
% of FP17s for the same patient ID Re-attending within 3 months - Adults	373	3,688	10.1%	14.7%	15.0%	15.5%
% of FP17s for the same patient ID Re-attending between 3 & 9 months - Children	608	1,481	41.1%	52.8%	59.9%	58.8%
% of FP17s for the same patient ID Re-attending between 3 & 9 months - Adults	1,151	3,688	31.2%	48.0%	52.0%	51.1%
% of FP17s for Band 1 Urgent Courses	383	4,602	8.3%	8.0%	8.0%	9.0%
% of FP17s Relating to Free Repair or Replacements	44	4,602	1.0%	0.7%	0.8%	0.8%
% of FP17s Relating to Continuations	43	4,602	0.9%	0.8%	0.9%	0.9%
% of Patients satisfied with the dentistry they have received	2	2	N/A	92.8%	93.5%	93.3%
% of Patients satisfied with the time they had to wait for an appointment	2	2	N/A	89.7%	89.1%	88.9%

* This is based on patients treated on this contract for their most recent course of treatment. Figures in italics indicate the base number of FP17s or Patient Questionnaire responses are less than 100. N/A is shown where the base number of responses is less than 10 during the period. % is calculated as Quantity/Base number*100

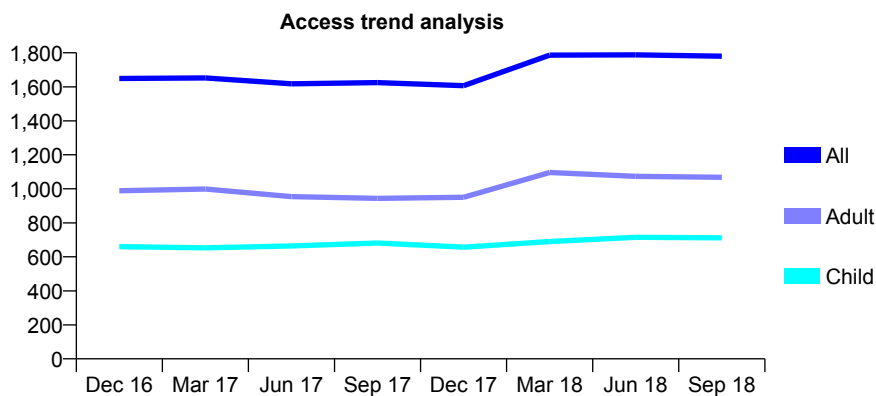
Q54 - Vital Signs At a Glance Contract Report for 658995/0001 - September 2018

Name or company name	MR SR MEHTA
Contract type name	GDS Contract
Purpose of contract	General
Contract start date	16/08/2011
Contract end date	

18/19 Contracted general activity (UDA)	5,107
Carry forward general activity (UDA)	37
18/19 Contracted orthodontic activity (UOA)	0
Carry forward orthodontic activity (UOA)	0
Baseline contract value	£107,247.01

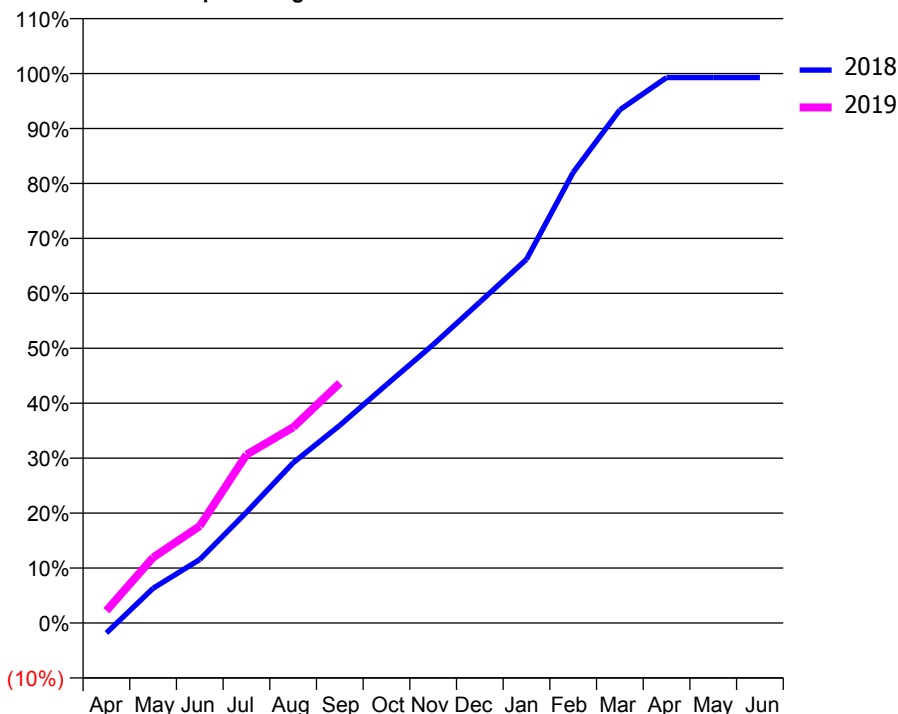
ACCESS*

Patients seen in 24 months	Total	Change since previous quarter
Quarter ending September 2017	1,625	
Quarter ending December 2017	1,607	↓
Quarter ending March 2018	1,786	↑
Quarter ending June 2018	1,788	→
Quarter ending September 2018	1,780	→
Variance since September 2017	9.5%	↑



ACTIVITY

Cumulative percentage of contracted UDA delivered 2018 & 2019



Month	Adjusted Scheduled Activity (UDA)	
	2018	2019
April	-94	115
May	323	609
June	590	901
July	1,030	1,564
August	1,490	1,819
September	1,837	2,231
October	2,216	
November	2,587	
December	2,983	
January	3,381	
February	4,189	
March	4,770	
April	5,069	
May	5,069	
June	5,069	

QUALITY

	Quantity	Base Number	Contract	AT	Region	England
% of FP17s for the same patient ID Re-attending within 3 months - Children	17	402	4.2%	9.8%	11.4%	11.6%
% of FP17s for the same patient ID Re-attending within 3 months - Adults	63	491	12.8%	14.7%	15.0%	15.5%
% of FP17s for the same patient ID Re-attending between 3 & 9 months - Children	166	402	41.3%	52.8%	59.9%	58.8%
% of FP17s for the same patient ID Re-attending between 3 & 9 months - Adults	176	491	35.8%	48.0%	52.0%	51.1%
% of FP17s for Band 1 Urgent Courses	48	798	6.0%	8.0%	8.0%	9.0%
% of FP17s Relating to Free Repair or Replacements	1	798	0.1%	0.7%	0.8%	0.8%
% of FP17s Relating to Continuations	3	798	0.4%	0.8%	0.9%	0.9%
% of Patients satisfied with the dentistry they have received	2	2	N/A	92.8%	93.5%	93.3%
% of Patients satisfied with the time they had to wait for an appointment	2	2	N/A	89.7%	89.1%	88.9%

* This is based on patients treated on this contract for their most recent course of treatment. Figures in italics indicate the base number of FP17s or Patient Questionnaire responses are less than 100. N/A is shown where the base number of responses is less than 10 during the period. % is calculated as Quantity/Base number*100

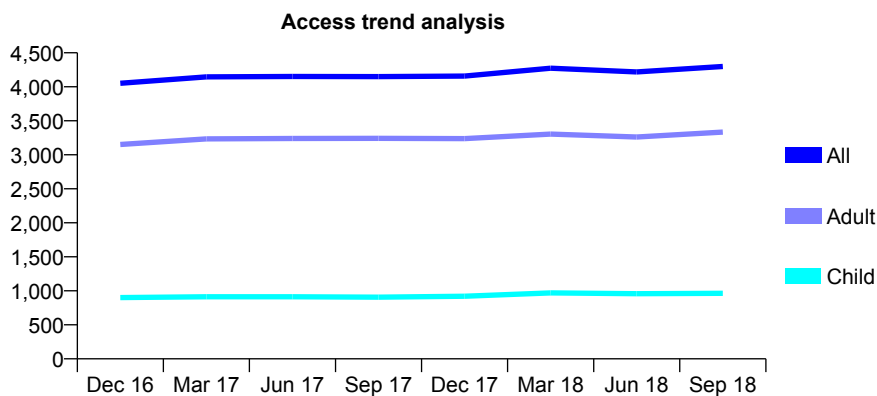
Q54 - Vital Signs At a Glance Contract Report for 660094/0001 - September 2018

Name or company name	MISS HL PHAM
Contract type name	GDS Contract
Purpose of contract	General
Contract start date	01/04/2006
Contract end date	

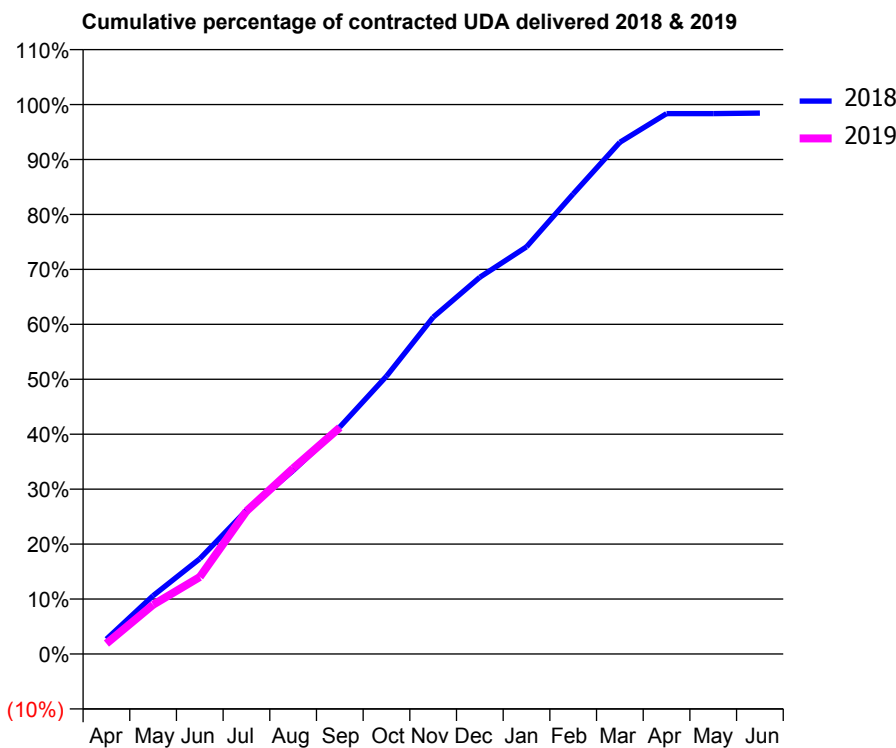
18/19 Contracted general activity (UDA)	16,200
Carry forward general activity (UDA)	252
18/19 Contracted orthodontic activity (UOA)	0
Carry forward orthodontic activity (UOA)	0
Baseline contract value	£394,186.26

ACCESS*

Patients seen in 24 months	Total	Change since previous quarter
Quarter ending September 2017	4,150	
Quarter ending December 2017	4,158	→
Quarter ending March 2018	4,274	↑
Quarter ending June 2018	4,218	↓
Quarter ending September 2018	4,299	→
Variance since September 2017	3.6%	↑



ACTIVITY



Month	Adjusted Scheduled Activity (UDA)	
	2018	2019
April	439	310
May	1,720	1,454
June	2,809	2,271
July	4,234	4,213
August	5,409	5,475
September	6,694	6,678
October	8,190	
November	9,928	
December	11,108	
January	12,005	
February	13,564	
March	15,087	
April	15,932	
May	15,932	
June	15,948	

QUALITY

	Quantity	Base Number	Contract	AT	Region	England
% of FP17s for the same patient ID Re-attending within 3 months - Children	62	676	9.2%	9.8%	11.4%	11.6%
% of FP17s for the same patient ID Re-attending within 3 months - Adults	390	2,409	16.2%	14.7%	15.0%	15.5%
% of FP17s for the same patient ID Re-attending between 3 & 9 months - Children	376	676	55.6%	52.8%	59.9%	58.8%
% of FP17s for the same patient ID Re-attending between 3 & 9 months - Adults	1,367	2,409	56.7%	48.0%	52.0%	51.1%
% of FP17s for Band 1 Urgent Courses	233	2,798	8.3%	8.0%	8.0%	9.0%
% of FP17s Relating to Free Repair or Replacements	46	2,798	1.6%	0.7%	0.8%	0.8%
% of FP17s Relating to Continuations	36	2,798	1.3%	0.8%	0.9%	0.9%
% of Patients satisfied with the dentistry they have received	3	3	N/A	92.8%	93.5%	93.3%
% of Patients satisfied with the time they had to wait for an appointment	3	3	N/A	89.7%	89.1%	88.9%

* This is based on patients treated on this contract for their most recent course of treatment. Figures in italics indicate the base number of FP17s or Patient Questionnaire responses are less than 100. N/A is shown where the base number of responses is less than 10 during the period. % is calculated as Quantity/Base number*100

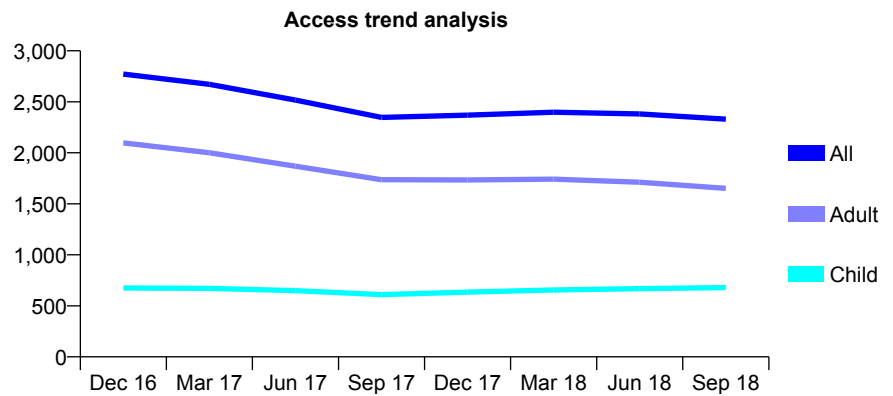
Q54 - Vital Signs At a Glance Contract Report for 673749/0001 - September 2018

Name or company name	MR R KUMAR
Contract type name	GDS Contract
Purpose of contract	General and Orthodontic
Contract start date	01/04/2006
Contract end date	

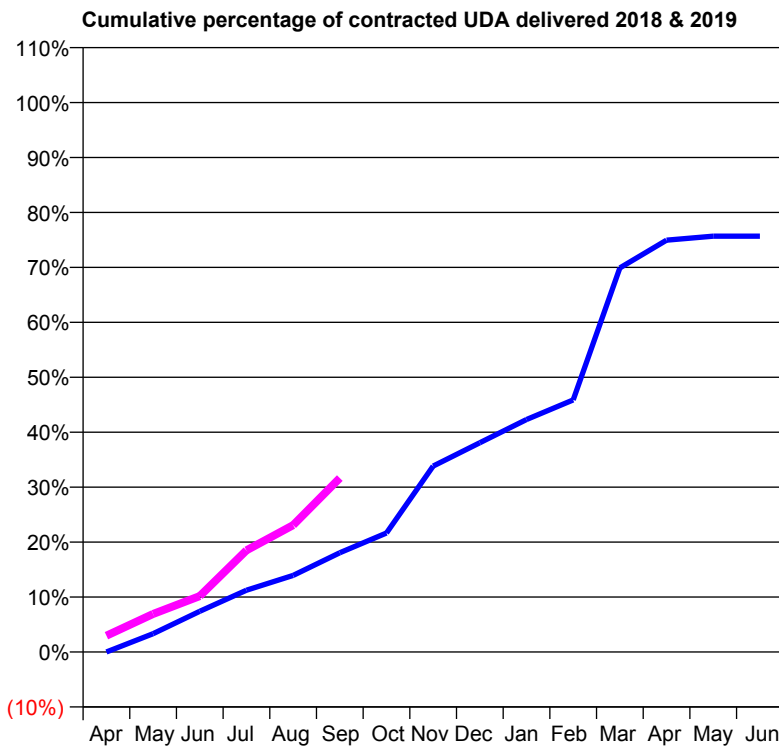
18/19 Contracted general activity (UDA)	9,973
Carry forward general activity (UDA)	0
18/19 Contracted orthodontic activity (UOA)	210
Carry forward orthodontic activity (UOA)	0
Baseline contract value	£271,177.03

ACCESS*

Patients seen in 24 months	Total	Change since previous quarter
Quarter ending September 2017	2,347	
Quarter ending December 2017	2,369	→
Quarter ending March 2018	2,398	→
Quarter ending June 2018	2,381	→
Quarter ending September 2018	2,330	↓
Variance since September 2017	(0.7%)	→



ACTIVITY



Month	Adjusted Scheduled Activity (UDA)	
	2018	2019
April	0	297
May	333	691
June	739	1,015
July	1,122	1,846
August	1,390	2,304
September	1,802	3,157
October	2,159	
November	3,374	
December	3,799	
January	4,219	
February	4,576	
March	6,972	
April	7,475	
May	7,548	
June	7,548	

QUALITY

	Quantity	Base Number	Contract	AT	Region	England
% of FP17s for the same patient ID Re-attending within 3 months - Children	21	489	4.3%	9.8%	11.4%	11.6%
% of FP17s for the same patient ID Re-attending within 3 months - Adults	74	783	9.5%	14.7%	15.0%	15.5%
% of FP17s for the same patient ID Re-attending between 3 & 9 months - Children	274	489	56.0%	52.8%	59.9%	58.8%
% of FP17s for the same patient ID Re-attending between 3 & 9 months - Adults	351	783	44.8%	48.0%	52.0%	51.1%
% of FP17s for Band 1 Urgent Courses	70	1,136	6.2%	8.0%	8.0%	9.0%
% of FP17s Relating to Free Repair or Replacements	1	1,136	0.1%	0.7%	0.8%	0.8%
% of FP17s Relating to Continuations	14	1,136	1.2%	0.8%	0.9%	0.9%
% of Patients satisfied with the dentistry they have received	0	0	N/A	92.8%	93.5%	93.3%
% of Patients satisfied with the time they had to wait for an appointment	0	0	N/A	89.7%	89.1%	88.9%

* This is based on patients treated on this contract for their most recent course of treatment. Figures in italics indicate the base number of FP17s or Patient Questionnaire responses are less than 100. N/A is shown where the base number of responses is less than 10 during the period. % is calculated as Quantity/Base number*100

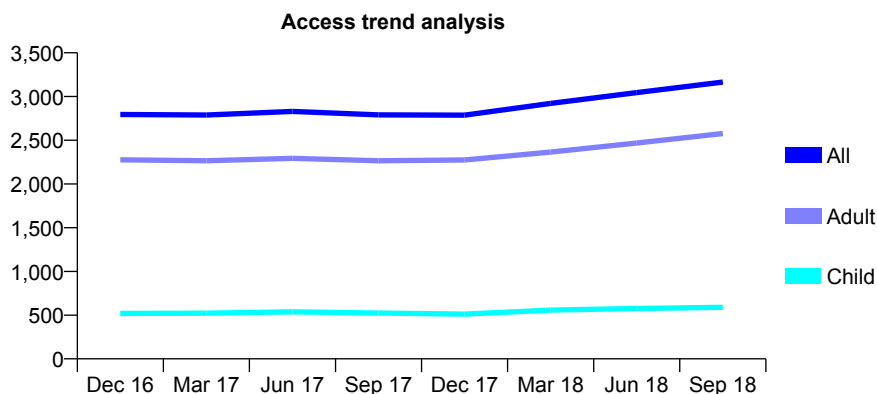
Q54 - Vital Signs At a Glance Contract Report for 677566/0001 - September 2018

Name or company name	MR N KHALED
Contract type name	GDS Contract
Purpose of contract	General
Contract start date	01/12/2006
Contract end date	

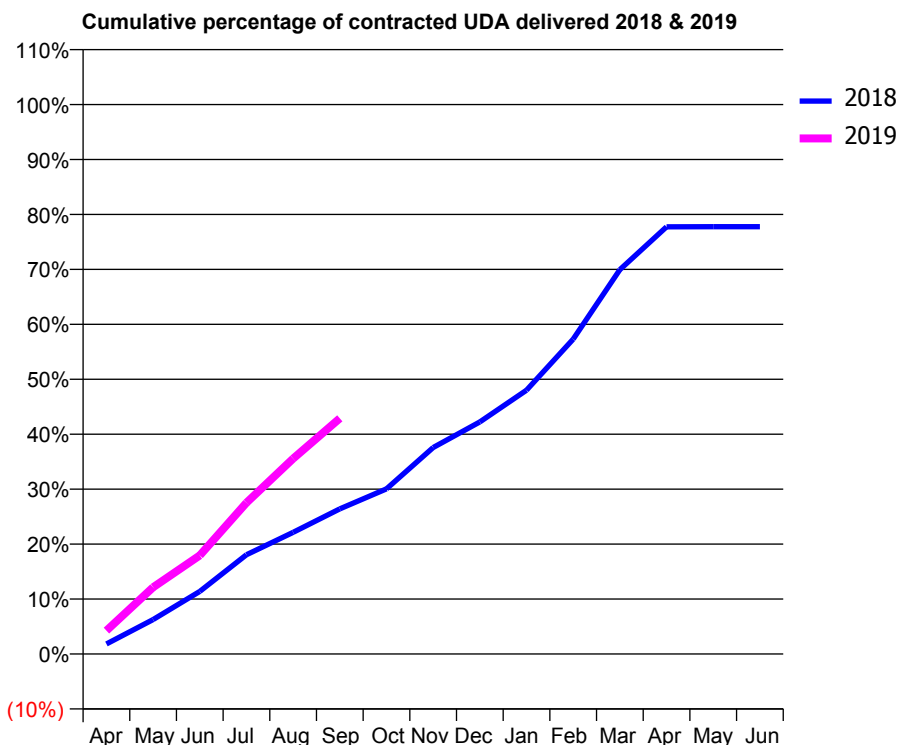
18/19 Contracted general activity (UDA)	15,657
Carry forward general activity (UDA)	0
18/19 Contracted orthodontic activity (UOA)	0
Carry forward orthodontic activity (UOA)	0
Baseline contract value	£395,046.07

ACCESS*

Patients seen in 24 months	Total	Change since previous quarter
Quarter ending September 2017	2,790	
Quarter ending December 2017	2,787	→
Quarter ending March 2018	2,921	↑
Quarter ending June 2018	3,045	↑
Quarter ending September 2018	3,166	↑
Variance since September 2017	13.5%	↑



ACTIVITY



Adjusted Scheduled Activity (UDA)		
Month	2018	2019
April	286	666
May	983	1,900
June	1,783	2,809
July	2,828	4,311
August	3,466	5,568
September	4,136	6,717
October	4,707	
November	5,884	
December	6,612	
January	7,517	
February	8,972	
March	10,951	
April	12,173	
May	12,174	
June	12,174	

QUALITY

	Quantity	Base Number	Contract	AT	Region	England
% of FP17s for the same patient ID Re-attending within 3 months - Children	43	426	10.1%	9.8%	11.4%	11.6%
% of FP17s for the same patient ID Re-attending within 3 months - Adults	357	1,686	21.2%	14.7%	15.0%	15.5%
% of FP17s for the same patient ID Re-attending between 3 & 9 months - Children	172	426	40.4%	52.8%	59.9%	58.8%
% of FP17s for the same patient ID Re-attending between 3 & 9 months - Adults	554	1,686	32.9%	48.0%	52.0%	51.1%
% of FP17s for Band 1 Urgent Courses	34	1,910	1.8%	8.0%	8.0%	9.0%
% of FP17s Relating to Free Repair or Replacements	32	1,910	1.7%	0.7%	0.8%	0.8%
% of FP17s Relating to Continuations	70	1,910	3.7%	0.8%	0.9%	0.9%
% of Patients satisfied with the dentistry they have received	2	3	N/A	92.8%	93.5%	93.3%
% of Patients satisfied with the time they had to wait for an appointment	2	3	N/A	89.7%	89.1%	88.9%

* This is based on patients treated on this contract for their most recent course of treatment. Figures in italics indicate the base number of FP17s or Patient Questionnaire responses are less than 100. N/A is shown where the base number of responses is less than 10 during the period. % is calculated as Quantity/Base number*100

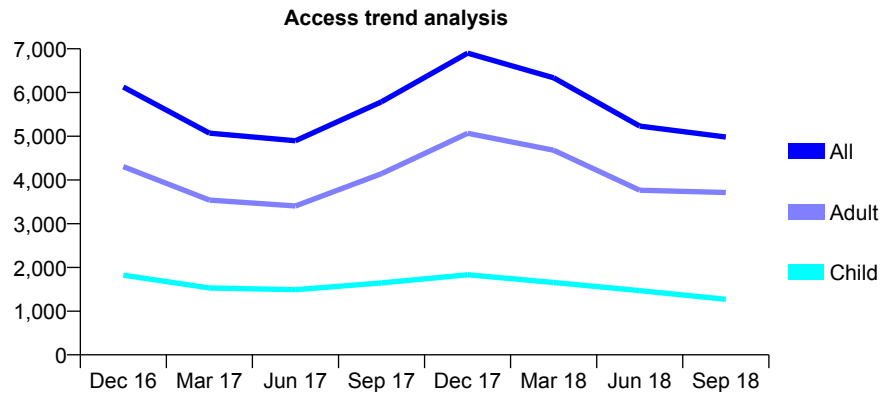
Q54 - Vital Signs At a Glance Contract Report for 677620/0002 - September 2018

Name or company name	MR MA ILYAS
Contract type name	GDS Contract
Purpose of contract	General
Contract start date	01/04/2006
Contract end date	

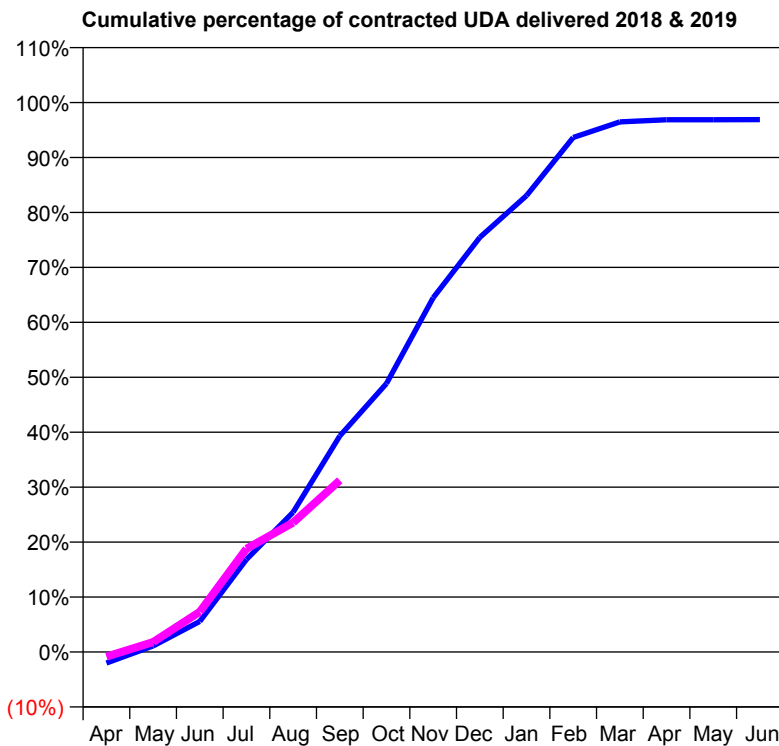
18/19 Contracted general activity (UDA)	14,933
Carry forward general activity (UDA)	465
18/19 Contracted orthodontic activity (UOA)	0
Carry forward orthodontic activity (UOA)	0
Baseline contract value	£339,696.47

ACCESS*

Patients seen in 24 months	Total	Change since previous quarter
Quarter ending September 2017	5,789	
Quarter ending December 2017	6,901	↑
Quarter ending March 2018	6,336	↓
Quarter ending June 2018	5,233	↓
Quarter ending September 2018	4,983	↓
Variance since September 2017	(13.9%)	↓



ACTIVITY



Month	Adjusted Scheduled Activity (UDA)	
	2018	2019
April	-301	-130
May	165	268
June	830	1,093
July	2,518	2,808
August	3,801	3,516
September	5,873	4,667
October	7,297	
November	9,628	
December	11,268	
January	12,403	
February	13,983	
March	14,405	
April	14,465	
May	14,464	
June	14,468	

QUALITY

	Quantity	Base Number	Contract	AT	Region	England
% of FP17s for the same patient ID Re-attending within 3 months - Children	29	744	3.9%	9.8%	11.4%	11.6%
% of FP17s for the same patient ID Re-attending within 3 months - Adults	150	2,322	6.5%	14.7%	15.0%	15.5%
% of FP17s for the same patient ID Re-attending between 3 & 9 months - Children	356	744	47.8%	52.8%	59.9%	58.8%
% of FP17s for the same patient ID Re-attending between 3 & 9 months - Adults	1,168	2,322	50.3%	48.0%	52.0%	51.1%
% of FP17s for Band 1 Urgent Courses	120	2,700	4.4%	8.0%	8.0%	9.0%
% of FP17s Relating to Free Repair or Replacements	30	2,700	1.1%	0.7%	0.8%	0.8%
% of FP17s Relating to Continuations	7	2,700	0.3%	0.8%	0.9%	0.9%
% of Patients satisfied with the dentistry they have received	0	1	N/A	92.8%	93.5%	93.3%
% of Patients satisfied with the time they had to wait for an appointment	0	1	N/A	89.7%	89.1%	88.9%

* This is based on patients treated on this contract for their most recent course of treatment. Figures in italics indicate the base number of FP17s or Patient Questionnaire responses are less than 100. N/A is shown where the base number of responses is less than 10 during the period. % is calculated as Quantity/Base number*100

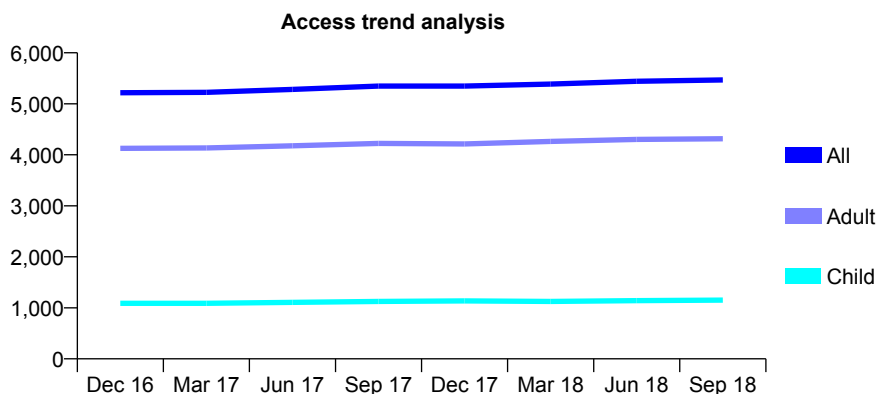
Q54 - Vital Signs At a Glance Contract Report for 678139/0001 - September 2018

Name or company name	MS WP CHEUNG
Contract type name	GDS Contract
Purpose of contract	General
Contract start date	01/04/2006
Contract end date	

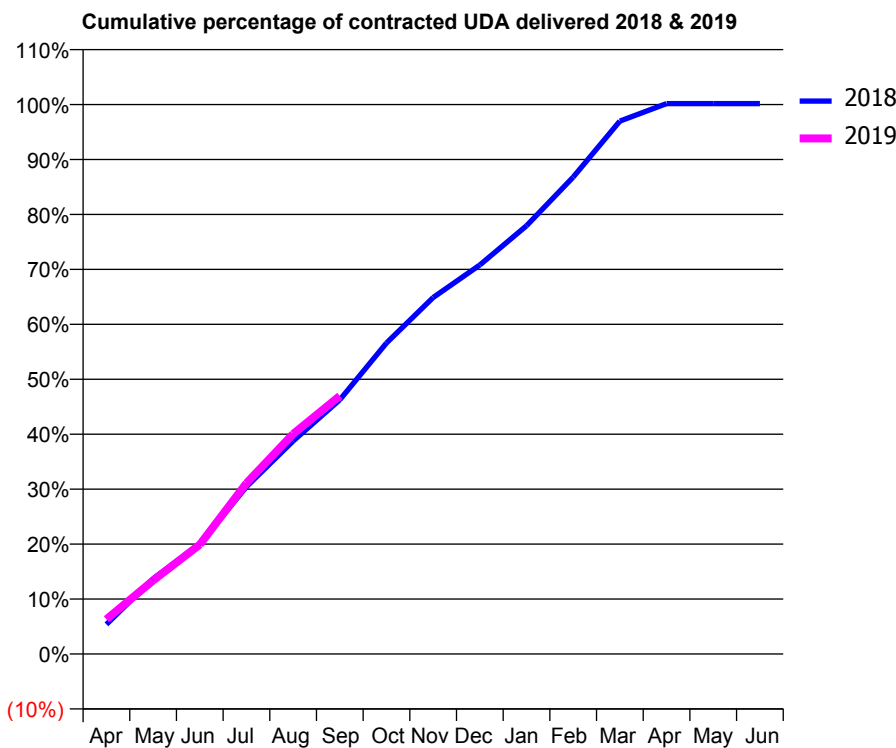
18/19 Contracted general activity (UDA)	16,054
Carry forward general activity (UDA)	-27
18/19 Contracted orthodontic activity (UOA)	0
Carry forward orthodontic activity (UOA)	0
Baseline contract value	£339,318.56

ACCESS*

Patients seen in 24 months	Total	Change since previous quarter
Quarter ending September 2017	5,349	
Quarter ending December 2017	5,348	→
Quarter ending March 2018	5,388	→
Quarter ending June 2018	5,443	→
Quarter ending September 2018	5,467	→
Variance since September 2017	2.2%	↑



ACTIVITY



Month	Adjusted Scheduled Activity (UDA)	
	2018	2019
April	867	1,014
May	2,197	2,147
June	3,218	3,196
July	4,889	4,992
August	6,222	6,429
September	7,427	7,542
October	9,086	
November	10,415	
December	11,367	
January	12,512	
February	13,932	
March	15,569	
April	16,082	
May	16,082	
June	16,082	

QUALITY

	Quantity	Base Number	Contract	AT	Region	England
% of FP17s for the same patient ID Re-attending within 3 months - Children	62	889	7.0%	9.8%	11.4%	11.6%
% of FP17s for the same patient ID Re-attending within 3 months - Adults	544	3,426	15.9%	14.7%	15.0%	15.5%
% of FP17s for the same patient ID Re-attending between 3 & 9 months - Children	559	889	62.9%	52.8%	59.9%	58.8%
% of FP17s for the same patient ID Re-attending between 3 & 9 months - Adults	2,157	3,426	63.0%	48.0%	52.0%	51.1%
% of FP17s for Band 1 Urgent Courses	244	4,087	6.0%	8.0%	8.0%	9.0%
% of FP17s Relating to Free Repair or Replacements	44	4,087	1.1%	0.7%	0.8%	0.8%
% of FP17s Relating to Continuations	83	4,087	2.0%	0.8%	0.9%	0.9%
% of Patients satisfied with the dentistry they have received	4	5	N/A	92.8%	93.5%	93.3%
% of Patients satisfied with the time they had to wait for an appointment	5	5	N/A	89.7%	89.1%	88.9%

* This is based on patients treated on this contract for their most recent course of treatment. Figures in italics indicate the base number of FP17s or Patient Questionnaire responses are less than 100. N/A is shown where the base number of responses is less than 10 during the period. % is calculated as Quantity/Base number*100

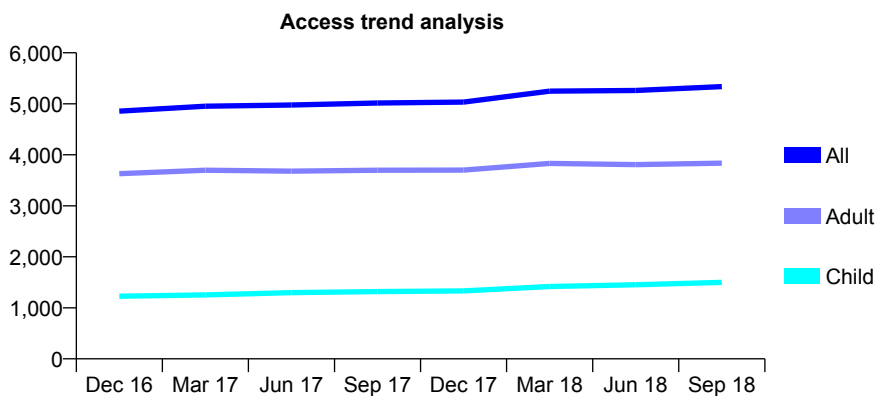
Q54 - Vital Signs At a Glance Contract Report for 678325/0001 - September 2018

Name or company name	Acorn Implant and Dental Practice Ltd
Contract type name	GDS Contract
Purpose of contract	General
Contract start date	01/04/2006
Contract end date	

18/19 Contracted general activity (UDA)	9,855
Carry forward general activity (UDA)	-197
18/19 Contracted orthodontic activity (UOA)	0
Carry forward orthodontic activity (UOA)	0
Baseline contract value	£274,274.64

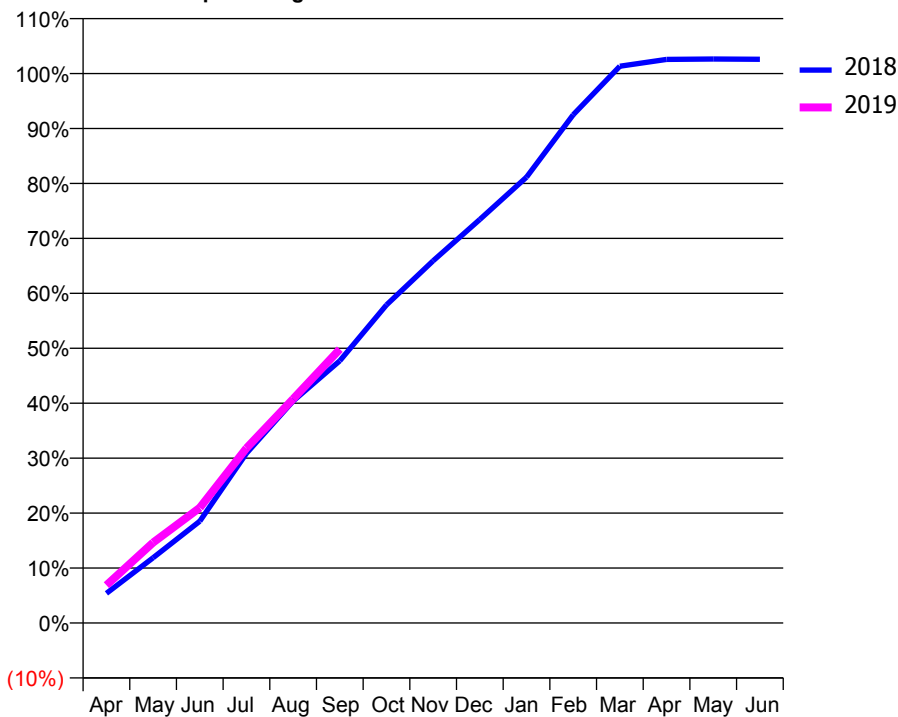
ACCESS*

Patients seen in 24 months	Total	Change since previous quarter
Quarter ending September 2017	5,015	
Quarter ending December 2017	5,033	→
Quarter ending March 2018	5,249	↑
Quarter ending June 2018	5,261	→
Quarter ending September 2018	5,337	→
Variance since September 2017	6.4%	↑



ACTIVITY

Cumulative percentage of contracted UDA delivered 2018 & 2019



Month	Adjusted Scheduled Activity (UDA)	
	2018	2019
April	532	677
May	1,171	1,443
June	1,826	2,069
July	3,043	3,136
August	3,982	4,019
September	4,704	4,911
October	5,706	
November	6,495	
December	7,238	
January	7,996	
February	9,116	
March	9,987	
April	10,108	
May	10,114	
June	10,110	

QUALITY

	Quantity	Base Number	Contract	AT	Region	England
% of FP17s for the same patient ID Re-attending within 3 months - Children	57	1,053	5.4%	9.8%	11.4%	11.6%
% of FP17s for the same patient ID Re-attending within 3 months - Adults	222	2,157	10.3%	14.7%	15.0%	15.5%
% of FP17s for the same patient ID Re-attending between 3 & 9 months - Children	501	1,053	47.6%	52.8%	59.9%	58.8%
% of FP17s for the same patient ID Re-attending between 3 & 9 months - Adults	980	2,157	45.4%	48.0%	52.0%	51.1%
% of FP17s for Band 1 Urgent Courses	100	2,667	3.7%	8.0%	8.0%	9.0%
% of FP17s Relating to Free Repair or Replacements	19	2,667	0.7%	0.7%	0.8%	0.8%
% of FP17s Relating to Continuations	11	2,667	0.4%	0.8%	0.9%	0.9%
% of Patients satisfied with the dentistry they have received	1	1	N/A	92.8%	93.5%	93.3%
% of Patients satisfied with the time they had to wait for an appointment	1	1	N/A	89.7%	89.1%	88.9%

* This is based on patients treated on this contract for their most recent course of treatment. Figures in italics indicate the base number of FP17s or Patient Questionnaire responses are less than 100. N/A is shown where the base number of responses is less than 10 during the period. % is calculated as Quantity/Base number*100

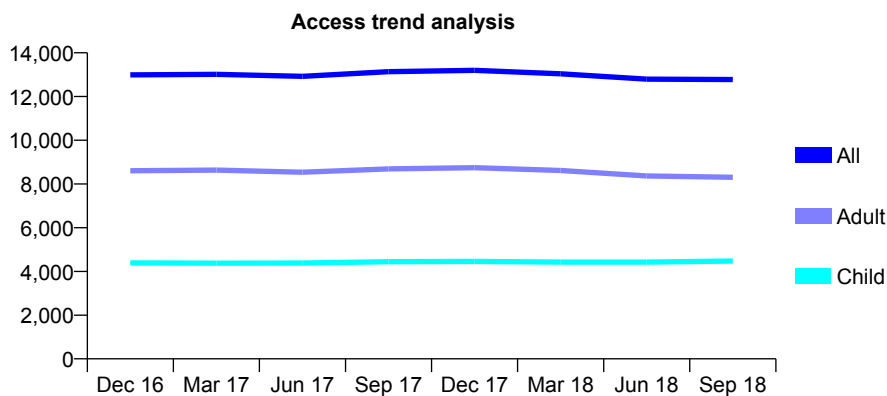
Q54 - Vital Signs At a Glance Contract Report for 682004/0001 - September 2018

Name or company name	Birchfield Dental Practice
Contract type name	GDS Contract
Purpose of contract	General
Contract start date	01/04/2006
Contract end date	

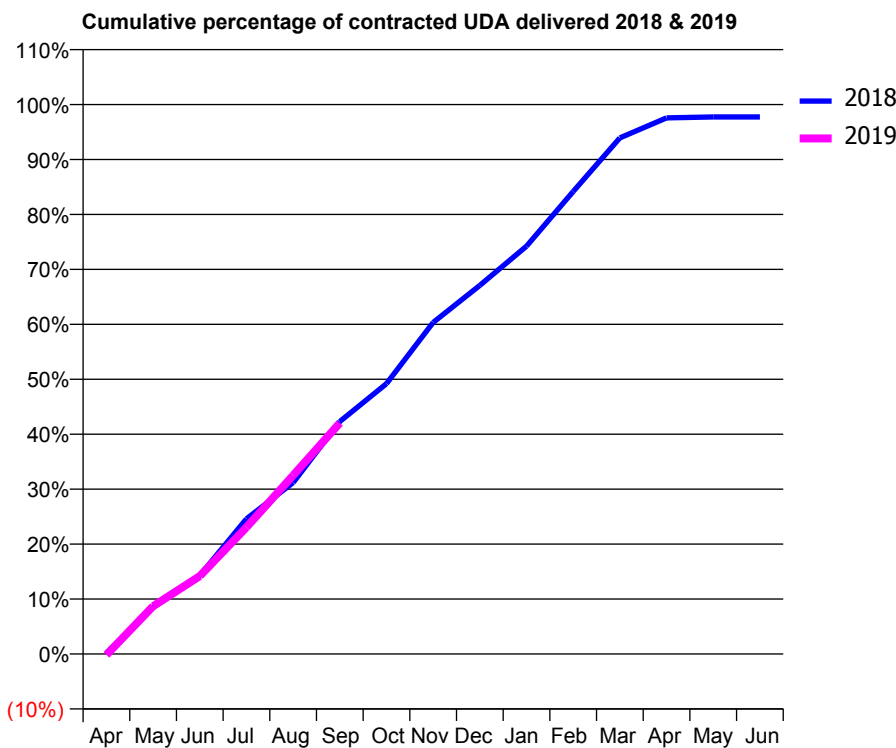
18/19 Contracted general activity (UDA)	45,372
Carry forward general activity (UDA)	1,030
18/19 Contracted orthodontic activity (UOA)	0
Carry forward orthodontic activity (UOA)	0
Baseline contract value	£1,249,472.97

ACCESS*

Patients seen in 24 months	Total	Change since previous quarter
Quarter ending September 2017	13,135	
Quarter ending December 2017	13,200	→
Quarter ending March 2018	13,042	↓
Quarter ending June 2018	12,795	↓
Quarter ending September 2018	12,779	→
Variance since September 2017	(2.7%)	↓



ACTIVITY



Month	Adjusted Scheduled Activity (UDA)	
	2018	2019
April	94	-78
May	3,865	3,947
June	6,488	6,437
July	11,163	10,468
August	14,153	14,746
September	19,196	19,074
October	22,327	
November	27,378	
December	30,439	
January	33,679	
February	38,193	
March	42,613	
April	44,264	
May	44,341	
June	44,341	

QUALITY

	Quantity	Base Number	Contract	AT	Region	England
% of FP17s for the same patient ID Re-attending within 3 months - Children	139	2,664	5.2%	9.8%	11.4%	11.6%
% of FP17s for the same patient ID Re-attending within 3 months - Adults	579	4,181	13.8%	14.7%	15.0%	15.5%
% of FP17s for the same patient ID Re-attending between 3 & 9 months - Children	1,124	2,664	42.2%	52.8%	59.9%	58.8%
% of FP17s for the same patient ID Re-attending between 3 & 9 months - Adults	1,546	4,181	37.0%	48.0%	52.0%	51.1%
% of FP17s for Band 1 Urgent Courses	625	6,343	9.9%	8.0%	8.0%	9.0%
% of FP17s Relating to Free Repair or Replacements	17	6,343	0.3%	0.7%	0.8%	0.8%
% of FP17s Relating to Continuations	34	6,343	0.5%	0.8%	0.9%	0.9%
% of Patients satisfied with the dentistry they have received	3	3	N/A	92.8%	93.5%	93.3%
% of Patients satisfied with the time they had to wait for an appointment	2	3	N/A	89.7%	89.1%	88.9%

* This is based on patients treated on this contract for their most recent course of treatment. Figures in italics indicate the base number of FP17s or Patient Questionnaire responses are less than 100. N/A is shown where the base number of responses is less than 10 during the period. % is calculated as Quantity/Base number*100

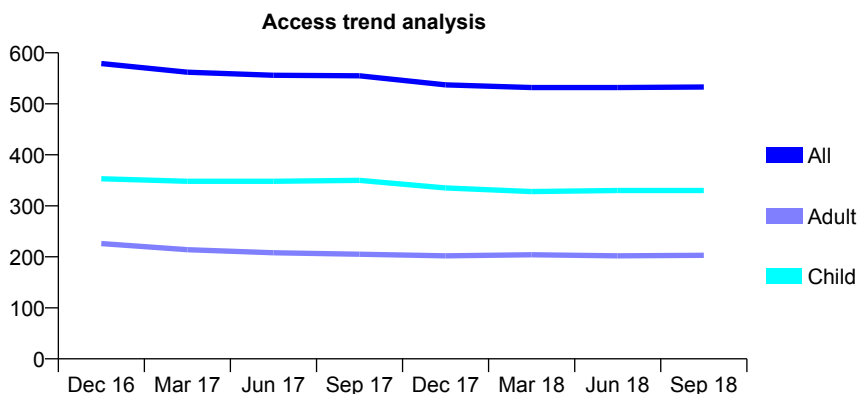
Q54 - Vital Signs At a Glance Contract Report for 682381/0001 - September 2018

Name or company name	MR TF FRASER
Contract type name	GDS Contract
Purpose of contract	General
Contract start date	01/04/2006
Contract end date	

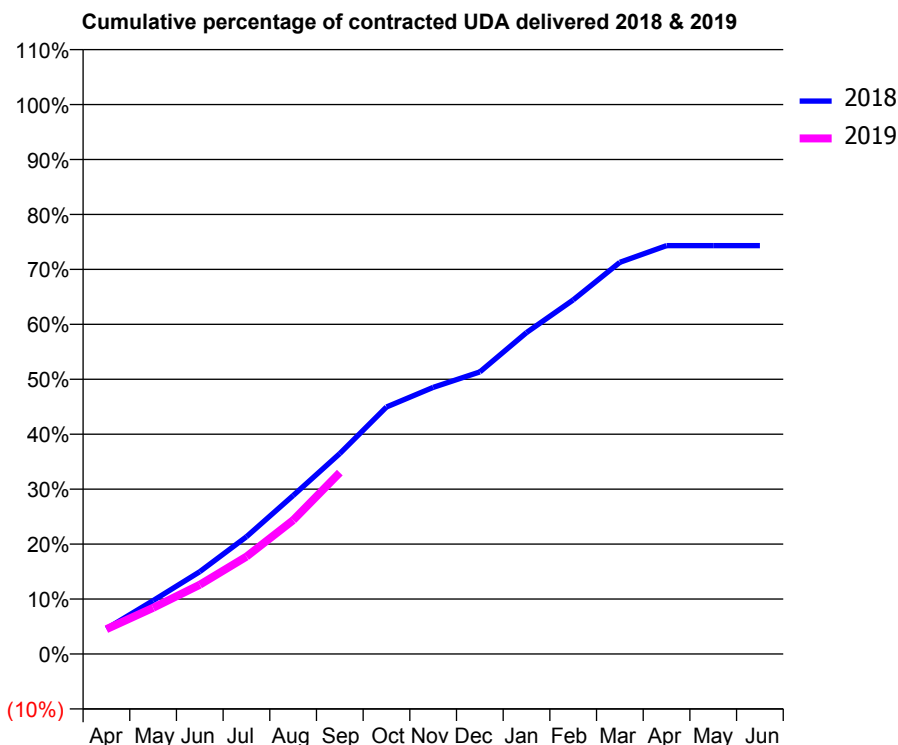
18/19 Contracted general activity (UDA)	1,600
Carry forward general activity (UDA)	0
18/19 Contracted orthodontic activity (UOA)	0
Carry forward orthodontic activity (UOA)	0
Baseline contract value	£41,126.16

ACCESS*

Patients seen in 24 months	Total	Change since previous quarter
Quarter ending September 2017	555	
Quarter ending December 2017	537	↓
Quarter ending March 2018	532	→
Quarter ending June 2018	532	→
Quarter ending September 2018	533	→
Variance since September 2017	(4.0%)	↓



ACTIVITY



Month	Adjusted Scheduled Activity (UDA)	
	2018	2019
April	73	72
May	155	135
June	240	202
July	341	284
August	462	390
September	584	528
October	719	
November	776	
December	821	
January	936	
February	1,031	
March	1,140	
April	1,189	
May	1,189	
June	1,189	

QUALITY

	Quantity	Base Number	Contract	AT	Region	England
% of FP17s for the same patient ID Re-attending within 3 months - Children	9	263	3.4%	9.8%	11.4%	11.6%
% of FP17s for the same patient ID Re-attending within 3 months - Adults	15	125	12.0%	14.7%	15.0%	15.5%
% of FP17s for the same patient ID Re-attending between 3 & 9 months - Children	154	263	58.6%	52.8%	59.9%	58.8%
% of FP17s for the same patient ID Re-attending between 3 & 9 months - Adults	71	125	56.8%	48.0%	52.0%	51.1%
% of FP17s for Band 1 Urgent Courses	11	358	3.1%	8.0%	8.0%	9.0%
% of FP17s Relating to Free Repair or Replacements	0	358	0.0%	0.7%	0.8%	0.8%
% of FP17s Relating to Continuations	4	358	1.1%	0.8%	0.9%	0.9%
% of Patients satisfied with the dentistry they have received	1	2	N/A	92.8%	93.5%	93.3%
% of Patients satisfied with the time they had to wait for an appointment	1	2	N/A	89.7%	89.1%	88.9%

* This is based on patients treated on this contract for their most recent course of treatment. Figures in italics indicate the base number of FP17s or Patient Questionnaire responses are less than 100. N/A is shown where the base number of responses is less than 10 during the period. % is calculated as Quantity/Base number*100

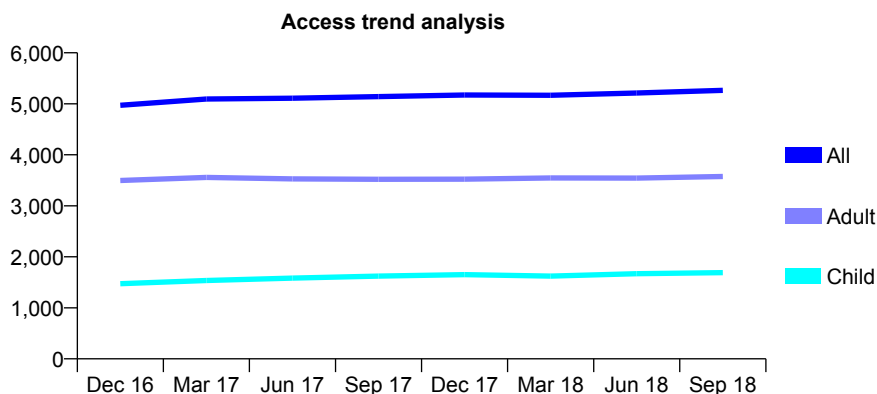
Q54 - Vital Signs At a Glance Contract Report for 686867/0001 - September 2018

Name or company name	City Dental Practice
Contract type name	GDS Contract
Purpose of contract	General
Contract start date	01/04/2006
Contract end date	

18/19 Contracted general activity (UDA)	18,296
Carry forward general activity (UDA)	-28
18/19 Contracted orthodontic activity (UOA)	0
Carry forward orthodontic activity (UOA)	0
Baseline contract value	£527,031.11

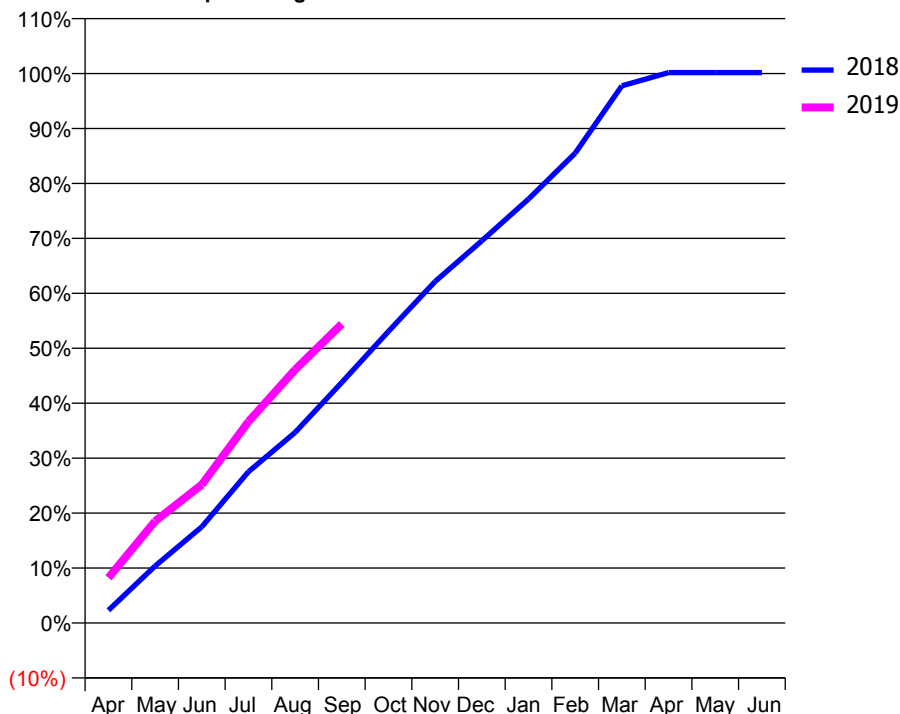
ACCESS*

Patients seen in 24 months	Total	Change since previous quarter
Quarter ending September 2017	5,142	
Quarter ending December 2017	5,173	→
Quarter ending March 2018	5,168	→
Quarter ending June 2018	5,212	→
Quarter ending September 2018	5,263	→
Variance since September 2017	2.4%	↑



ACTIVITY

Cumulative percentage of contracted UDA delivered 2018 & 2019



Month	Adjusted Scheduled Activity (UDA)	
	2018	2019
April	426	1,509
May	1,898	3,390
June	3,201	4,606
July	5,037	6,708
August	6,348	8,440
September	8,010	9,957
October	9,713	
November	11,372	
December	12,729	
January	14,116	
February	15,643	
March	17,886	
April	18,324	
May	18,324	
June	18,324	

QUALITY

	Quantity	Base Number	Contract	AT	Region	England
% of FP17s for the same patient ID Re-attending within 3 months - Children	54	1,423	3.8%	9.8%	11.4%	11.6%
% of FP17s for the same patient ID Re-attending within 3 months - Adults	207	2,507	8.3%	14.7%	15.0%	15.5%
% of FP17s for the same patient ID Re-attending between 3 & 9 months - Children	919	1,423	64.6%	52.8%	59.9%	58.8%
% of FP17s for the same patient ID Re-attending between 3 & 9 months - Adults	1,461	2,507	58.3%	48.0%	52.0%	51.1%
% of FP17s for Band 1 Urgent Courses	107	3,780	2.8%	8.0%	8.0%	9.0%
% of FP17s Relating to Free Repair or Replacements	21	3,780	0.6%	0.7%	0.8%	0.8%
% of FP17s Relating to Continuations	3	3,780	0.1%	0.8%	0.9%	0.9%
% of Patients satisfied with the dentistry they have received	0	0	N/A	92.8%	93.5%	93.3%
% of Patients satisfied with the time they had to wait for an appointment	0	0	N/A	89.7%	89.1%	88.9%

* This is based on patients treated on this contract for their most recent course of treatment. Figures in italics indicate the base number of FP17s or Patient Questionnaire responses are less than 100. N/A is shown where the base number of responses is less than 10 during the period. % is calculated as Quantity/Base number*100

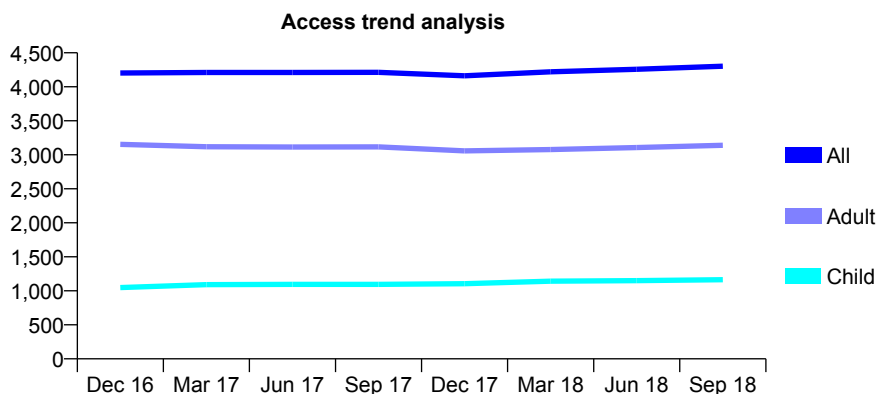
Q54 - Vital Signs At a Glance Contract Report for 686883/0001 - September 2018

Name or company name	MR HS GILL
Contract type name	GDS Contract
Purpose of contract	General
Contract start date	01/04/2006
Contract end date	

18/19 Contracted general activity (UDA)	11,380
Carry forward general activity (UDA)	0
18/19 Contracted orthodontic activity (UOA)	0
Carry forward orthodontic activity (UOA)	0
Baseline contract value	£249,151.85

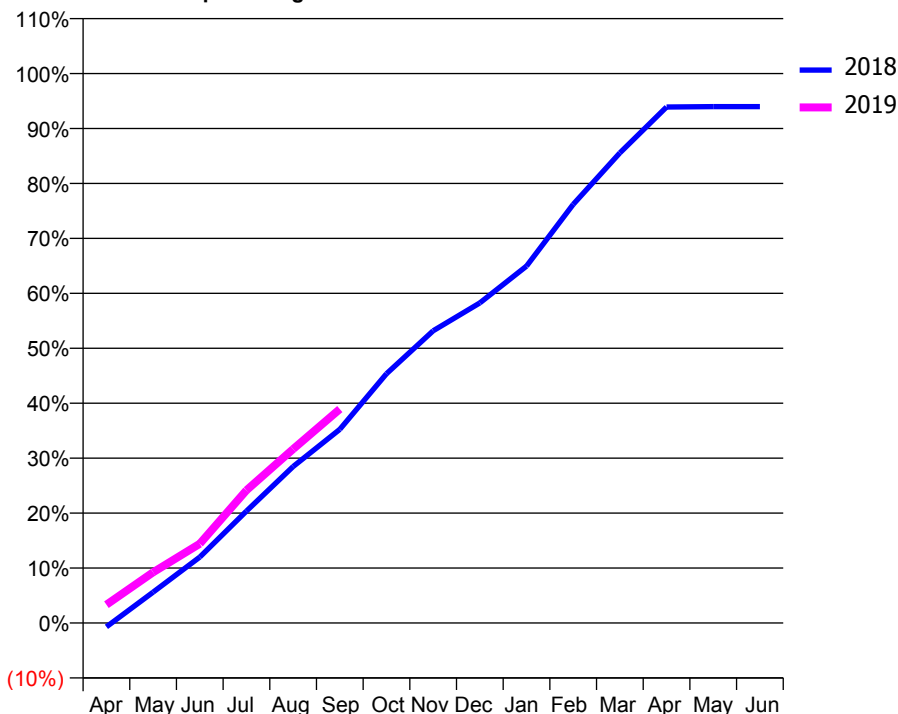
ACCESS*

Patients seen in 24 months	Total	Change since previous quarter
Quarter ending September 2017	4,212	
Quarter ending December 2017	4,162	↓
Quarter ending March 2018	4,220	→
Quarter ending June 2018	4,257	→
Quarter ending September 2018	4,303	→
Variance since September 2017	2.2%	↑



ACTIVITY

Cumulative percentage of contracted UDA delivered 2018 & 2019



Adjusted Scheduled Activity (UDA)

Month	2018	2019
April	-80	380
May	639	1,052
June	1,366	1,641
July	2,317	2,750
August	3,241	3,602
September	4,010	4,431
October	5,162	
November	6,053	
December	6,628	
January	7,392	
February	8,670	
March	9,735	
April	10,685	
May	10,694	
June	10,694	

QUALITY

	Quantity	Base Number	Contract	AT	Region	England
% of FP17s for the same patient ID Re-attending within 3 months - Children	81	934	8.7%	9.8%	11.4%	11.6%
% of FP17s for the same patient ID Re-attending within 3 months - Adults	212	2,188	9.7%	14.7%	15.0%	15.5%
% of FP17s for the same patient ID Re-attending between 3 & 9 months - Children	605	934	64.8%	52.8%	59.9%	58.8%
% of FP17s for the same patient ID Re-attending between 3 & 9 months - Adults	1,325	2,188	60.6%	48.0%	52.0%	51.1%
% of FP17s for Band 1 Urgent Courses	64	2,351	2.7%	8.0%	8.0%	9.0%
% of FP17s Relating to Free Repair or Replacements	16	2,351	0.7%	0.7%	0.8%	0.8%
% of FP17s Relating to Continuations	7	2,351	0.3%	0.8%	0.9%	0.9%
% of Patients satisfied with the dentistry they have received	2	3	N/A	92.8%	93.5%	93.3%
% of Patients satisfied with the time they had to wait for an appointment	3	3	N/A	89.7%	89.1%	88.9%

* This is based on patients treated on this contract for their most recent course of treatment. Figures in italics indicate the base number of FP17s or Patient Questionnaire responses are less than 100. N/A is shown where the base number of responses is less than 10 during the period. % is calculated as Quantity/Base number*100

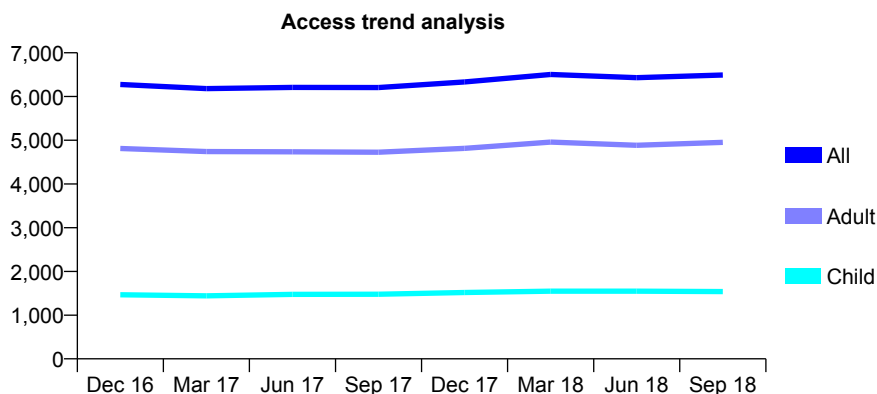
Q54 - Vital Signs At a Glance Contract Report for 686883/0002 - September 2018

Name or company name	MR HS GILL
Contract type name	PDS Plus Contract
Purpose of contract	General
Contract start date	01/11/2010
Contract end date	31/10/2020

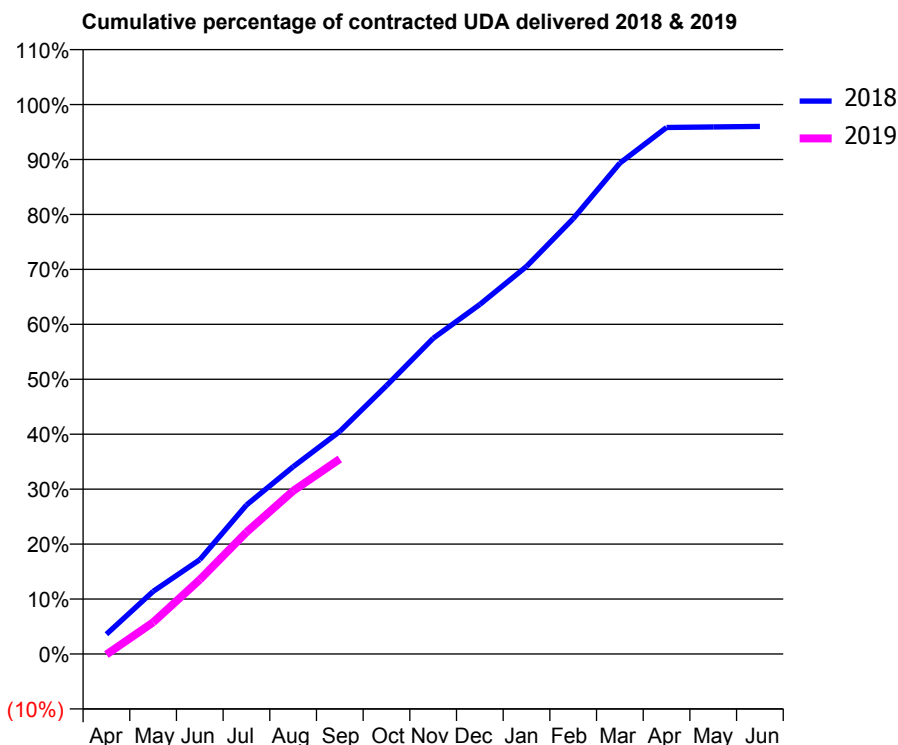
18/19 Contracted general activity (UDA)	22,480
Carry forward general activity (UDA)	896
18/19 Contracted orthodontic activity (UOA)	0
Carry forward orthodontic activity (UOA)	0
Baseline contract value	£298,027.56

ACCESS*

Patients seen in 24 months	Total	Change since previous quarter
Quarter ending September 2017	6,204	
Quarter ending December 2017	6,334	↑
Quarter ending March 2018	6,505	↑
Quarter ending June 2018	6,431	↓
Quarter ending September 2018	6,491	→
Variance since September 2017	4.6%	↑



ACTIVITY



Adjusted Scheduled Activity (UDA)		
Month	2018	2019
April	810	-27
May	2,560	1,294
June	3,858	3,039
July	6,098	4,985
August	7,663	6,675
September	9,106	7,980
October	10,980	
November	12,916	
December	14,302	
January	15,857	
February	17,809	
March	20,082	
April	21,538	
May	21,563	
June	21,584	

QUALITY

	Quantity	Base Number	Contract	AT	Region	England
% of FP17s for the same patient ID Re-attending within 3 months - Children	116	937	12.4%	9.8%	11.4%	11.6%
% of FP17s for the same patient ID Re-attending within 3 months - Adults	643	2,753	23.4%	14.7%	15.0%	15.5%
% of FP17s for the same patient ID Re-attending between 3 & 9 months - Children	369	937	39.4%	52.8%	59.9%	58.8%
% of FP17s for the same patient ID Re-attending between 3 & 9 months - Adults	592	2,753	21.5%	48.0%	52.0%	51.1%
% of FP17s for Band 1 Urgent Courses	1,082	3,270	33.1%	8.0%	8.0%	9.0%
% of FP17s Relating to Free Repair or Replacements	24	3,270	0.7%	0.7%	0.8%	0.8%
% of FP17s Relating to Continuations	30	3,270	0.9%	0.8%	0.9%	0.9%
% of Patients satisfied with the dentistry they have received	1	1	N/A	92.8%	93.5%	93.3%
% of Patients satisfied with the time they had to wait for an appointment	1	1	N/A	89.7%	89.1%	88.9%

* This is based on patients treated on this contract for their most recent course of treatment. Figures in italics indicate the base number of FP17s or Patient Questionnaire responses are less than 100. N/A is shown where the base number of responses is less than 10 during the period. % is calculated as Quantity/Base number*100

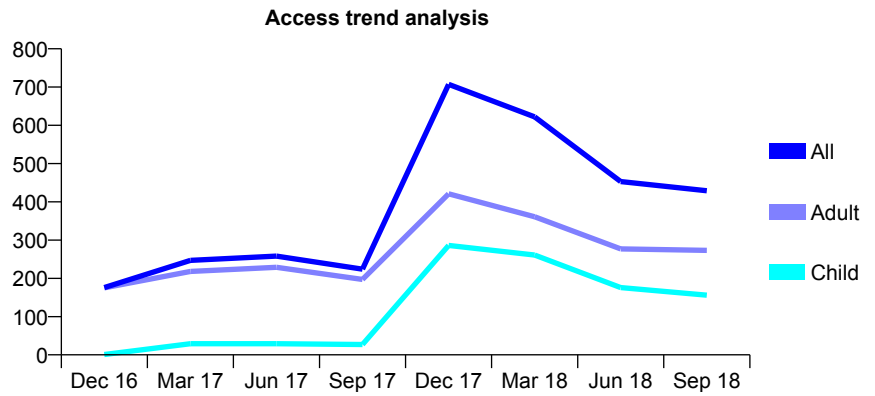
Q54 - Vital Signs At a Glance Contract Report for 688347/0002 - September 2018

Name or company name	MR K HANJI
Contract type name	PDS Contract
Purpose of contract	General
Contract start date	08/03/2012
Contract end date	07/03/2022

18/19 Contracted general activity (UDA)	1,440
Carry forward general activity (UDA)	-28
18/19 Contracted orthodontic activity (UOA)	0
Carry forward orthodontic activity (UOA)	0
Baseline contract value	£71,731.51

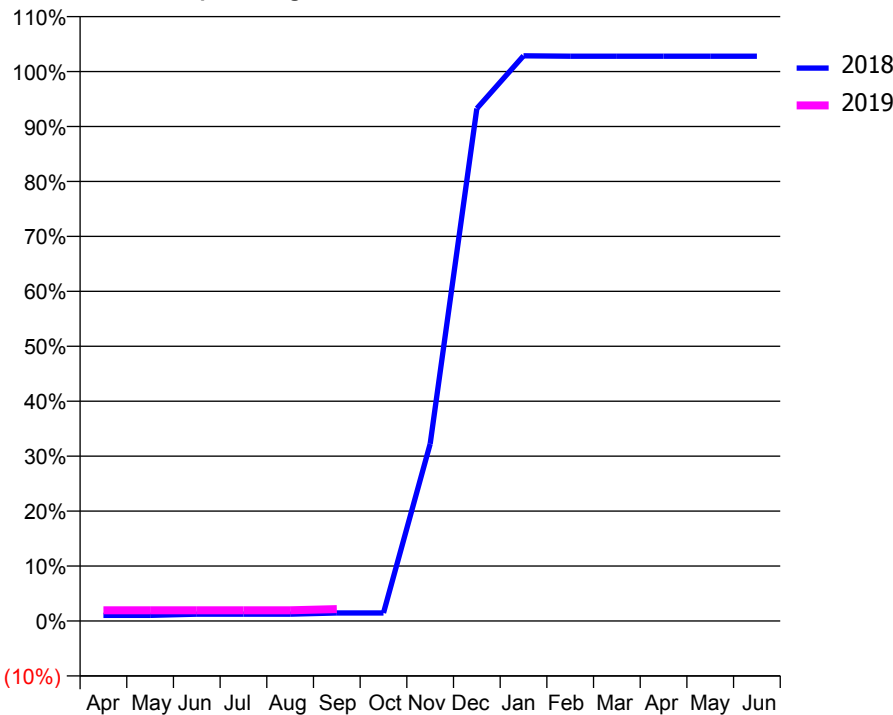
ACCESS*

Patients seen in 24 months	Total	Change since previous quarter
Quarter ending September 2017	224	
Quarter ending December 2017	707	↑
Quarter ending March 2018	622	↓
Quarter ending June 2018	453	↓
Quarter ending September 2018	429	↓
Variance since September 2017	91.5%	↑



ACTIVITY

Cumulative percentage of contracted UDA delivered 2018 & 2019



Month	Adjusted Scheduled Activity (UDA)	
	2018	2019
April	15	28
May	15	28
June	18	28
July	18	28
August	18	28
September	21	31
October	21	
November	464	
December	1,343	
January	1,481	
February	1,480	
March	1,480	
April	1,480	
May	1,480	
June	1,480	

QUALITY

	Quantity	Base Number	Contract	AT	Region	England
% of FP17s for the same patient ID Re-attending within 3 months - Children	0	3	0.0%	9.8%	11.4%	11.6%
% of FP17s for the same patient ID Re-attending within 3 months - Adults	0	0	N/A	14.7%	15.0%	15.5%
% of FP17s for the same patient ID Re-attending between 3 & 9 months - Children	0	3	0.0%	52.8%	59.9%	58.8%
% of FP17s for the same patient ID Re-attending between 3 & 9 months - Adults	0	0	N/A	48.0%	52.0%	51.1%
% of FP17s for Band 1 Urgent Courses	1	3	33.3%	8.0%	8.0%	9.0%
% of FP17s Relating to Free Repair or Replacements	0	3	0.0%	0.7%	0.8%	0.8%
% of FP17s Relating to Continuations	0	3	0.0%	0.8%	0.9%	0.9%
% of Patients satisfied with the dentistry they have received	0	0	N/A	92.8%	93.5%	93.3%
% of Patients satisfied with the time they had to wait for an appointment	0	0	N/A	89.7%	89.1%	88.9%

* This is based on patients treated on this contract for their most recent course of treatment. Figures in italics indicate the base number of FP17s or Patient Questionnaire responses are less than 100. N/A is shown where the base number of responses is less than 10 during the period. % is calculated as Quantity/Base number*100

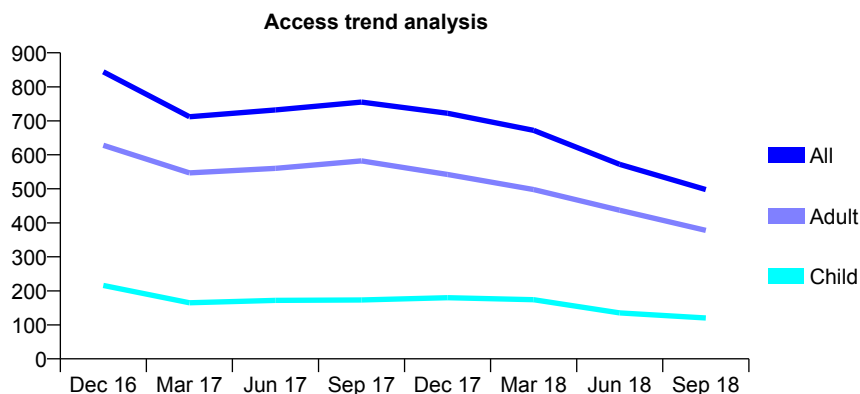
Q54 - Vital Signs At a Glance Contract Report for 688347/0003 - September 2018

Name or company name	MR K HANJI
Contract type name	GDS Contract
Purpose of contract	General
Contract start date	08/03/2012
Contract end date	

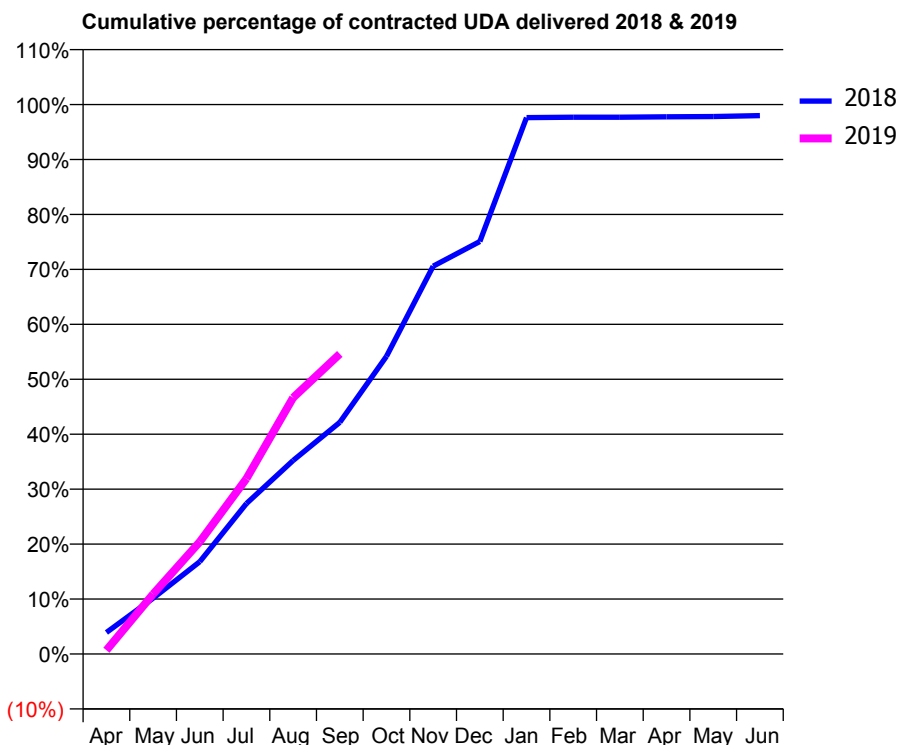
18/19 Contracted general activity (UDA)	1,758
Carry forward general activity (UDA)	35
18/19 Contracted orthodontic activity (UOA)	0
Carry forward orthodontic activity (UOA)	0
Baseline contract value	£46,020.86

ACCESS*

Patients seen in 24 months	Total	Change since previous quarter
Quarter ending September 2017	755	
Quarter ending December 2017	722	↓
Quarter ending March 2018	672	↓
Quarter ending June 2018	572	↓
Quarter ending September 2018	498	↓
Variance since September 2017	(34.0%)	↓



ACTIVITY



Month	Adjusted Scheduled Activity (UDA)	
	2018	2019
April	69	12
May	178	192
June	295	359
July	482	561
August	619	820
September	741	960
October	952	
November	1,241	
December	1,320	
January	1,716	
February	1,717	
March	1,717	
April	1,718	
May	1,719	
June	1,722	

QUALITY

	Quantity	Base Number	Contract	AT	Region	England
% of FP17s for the same patient ID Re-attending within 3 months - Children	15	58	25.9%	9.8%	11.4%	11.6%
% of FP17s for the same patient ID Re-attending within 3 months - Adults	29	207	14.0%	14.7%	15.0%	15.5%
% of FP17s for the same patient ID Re-attending between 3 & 9 months - Children	1	58	1.7%	52.8%	59.9%	58.8%
% of FP17s for the same patient ID Re-attending between 3 & 9 months - Adults	5	207	2.4%	48.0%	52.0%	51.1%
% of FP17s for Band 1 Urgent Courses	6	258	2.3%	8.0%	8.0%	9.0%
% of FP17s Relating to Free Repair or Replacements	0	258	0.0%	0.7%	0.8%	0.8%
% of FP17s Relating to Continuations	1	258	0.4%	0.8%	0.9%	0.9%
% of Patients satisfied with the dentistry they have received	0	0	N/A	92.8%	93.5%	93.3%
% of Patients satisfied with the time they had to wait for an appointment	0	0	N/A	89.7%	89.1%	88.9%

* This is based on patients treated on this contract for their most recent course of treatment. Figures in italics indicate the base number of FP17s or Patient Questionnaire responses are less than 100. N/A is shown where the base number of responses is less than 10 during the period. % is calculated as Quantity/Base number*100

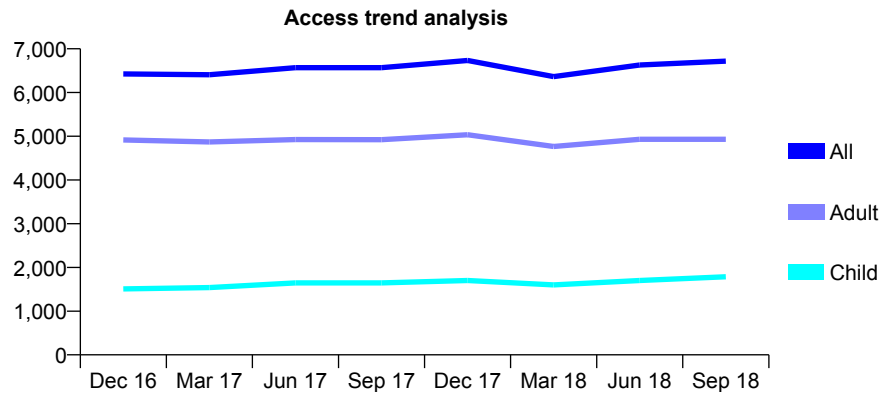
Q54 - Vital Signs At a Glance Contract Report for 688347/0004 - September 2018

Name or company name	MR K HANJI
Contract type name	GDS Contract
Purpose of contract	General
Contract start date	01/05/2012
Contract end date	

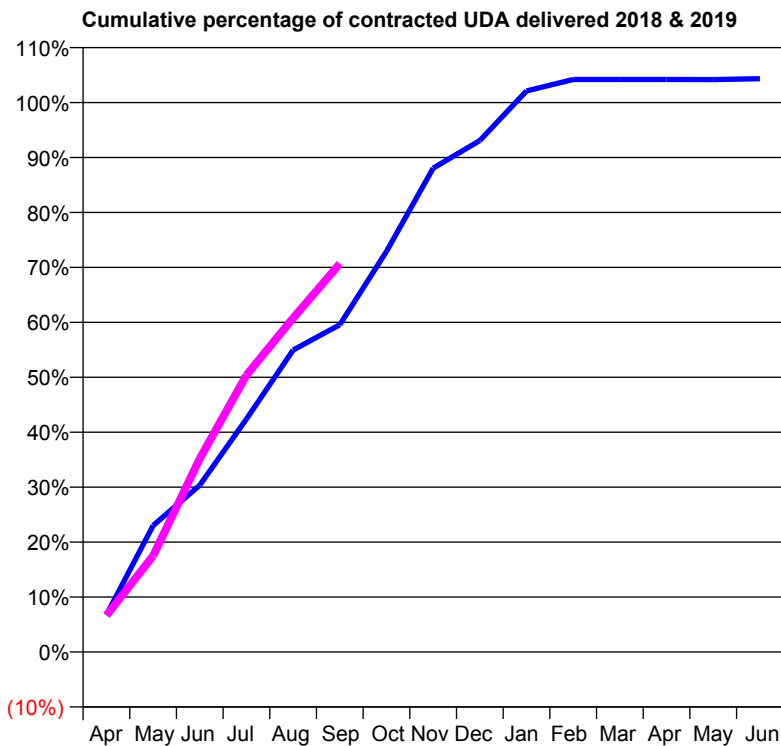
18/19 Contracted general activity (UDA)	20,608
Carry forward general activity (UDA)	-412
18/19 Contracted orthodontic activity (UOA)	0
Carry forward orthodontic activity (UOA)	0
Baseline contract value	£544,403.26

ACCESS*

Patients seen in 24 months	Total	Change since previous quarter
Quarter ending September 2017	6,568	
Quarter ending December 2017	6,732	↑
Quarter ending March 2018	6,365	↓
Quarter ending June 2018	6,629	↑
Quarter ending September 2018	6,718	→
Variance since September 2017	2.3%	↑



ACTIVITY



Adjusted Scheduled Activity (UDA)		
Month	2018	2019
April	1,397	1,373
May	4,746	3,608
June	6,258	7,254
July	8,737	10,383
August	11,323	12,526
September	12,276	14,564
October	15,025	
November	18,143	
December	19,182	
January	21,039	
February	21,469	
March	21,469	
April	21,469	
May	21,466	
June	21,499	

QUALITY

	Quantity	Base Number	Contract	AT	Region	England
% of FP17s for the same patient ID Re-attending within 3 months - Children	43	1,013	4.2%	9.8%	11.4%	11.6%
% of FP17s for the same patient ID Re-attending within 3 months - Adults	184	2,287	8.0%	14.7%	15.0%	15.5%
% of FP17s for the same patient ID Re-attending between 3 & 9 months - Children	158	1,013	15.6%	52.8%	59.9%	58.8%
% of FP17s for the same patient ID Re-attending between 3 & 9 months - Adults	460	2,287	20.1%	48.0%	52.0%	51.1%
% of FP17s for Band 1 Urgent Courses	139	3,297	4.2%	8.0%	8.0%	9.0%
% of FP17s Relating to Free Repair or Replacements	10	3,297	0.3%	0.7%	0.8%	0.8%
% of FP17s Relating to Continuations	14	3,297	0.4%	0.8%	0.9%	0.9%
% of Patients satisfied with the dentistry they have received	1	2	N/A	92.8%	93.5%	93.3%
% of Patients satisfied with the time they had to wait for an appointment	1	2	N/A	89.7%	89.1%	88.9%

* This is based on patients treated on this contract for their most recent course of treatment. Figures in italics indicate the base number of FP17s or Patient Questionnaire responses are less than 100. N/A is shown where the base number of responses is less than 10 during the period. % is calculated as Quantity/Base number*100

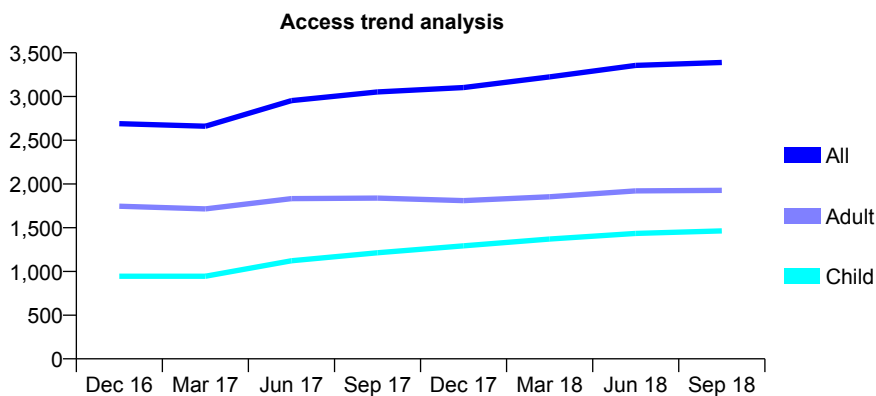
Q54 - Vital Signs At a Glance Contract Report for 688347/0006 - September 2018

Name or company name	MR K HANJI
Contract type name	GDS Contract
Purpose of contract	General
Contract start date	01/09/2014
Contract end date	

18/19 Contracted general activity (UDA)	8,562
Carry forward general activity (UDA)	-171
18/19 Contracted orthodontic activity (UOA)	0
Carry forward orthodontic activity (UOA)	0
Baseline contract value	£224,482.28

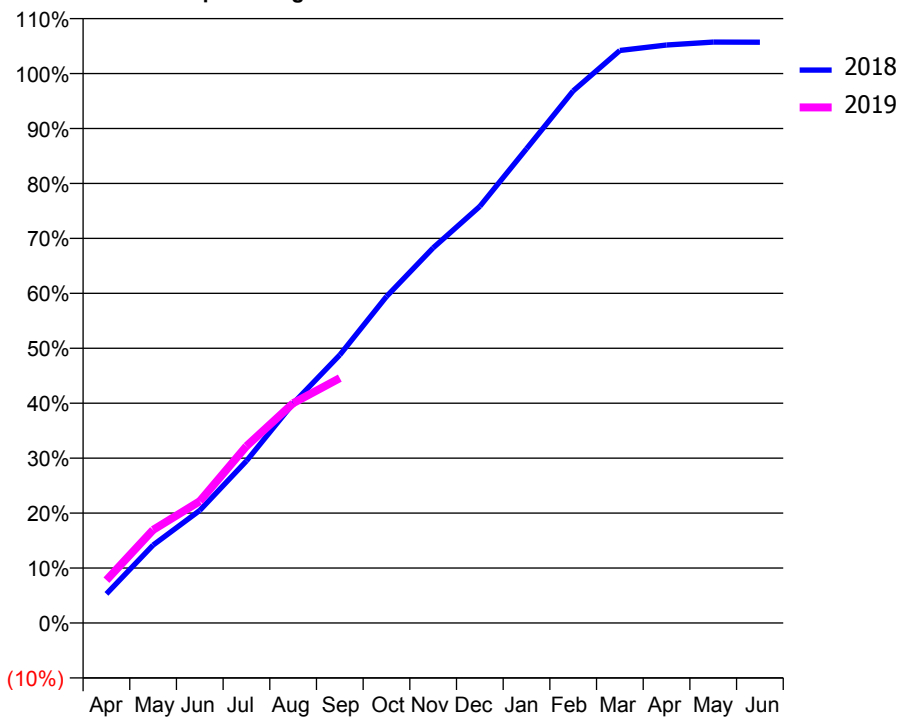
ACCESS*

Patients seen in 24 months	Total	Change since previous quarter
Quarter ending September 2017	3,052	
Quarter ending December 2017	3,102	→
Quarter ending March 2018	3,225	↑
Quarter ending June 2018	3,356	↑
Quarter ending September 2018	3,390	→
Variance since September 2017	11.1%	↑



ACTIVITY

Cumulative percentage of contracted UDA delivered 2018 & 2019



Month	Adjusted Scheduled Activity (UDA)	
	2018	2019
April	453	669
May	1,215	1,451
June	1,754	1,897
July	2,526	2,756
August	3,422	3,425
September	4,176	3,816
October	5,088	
November	5,845	
December	6,492	
January	7,390	
February	8,291	
March	8,922	
April	9,006	
May	9,052	
June	9,049	

QUALITY

	Quantity	Base Number	Contract	AT	Region	England
% of FP17s for the same patient ID Re-attending within 3 months - Children	24	778	3.1%	9.8%	11.4%	11.6%
% of FP17s for the same patient ID Re-attending within 3 months - Adults	51	823	6.2%	14.7%	15.0%	15.5%
% of FP17s for the same patient ID Re-attending between 3 & 9 months - Children	297	778	38.2%	52.8%	59.9%	58.8%
% of FP17s for the same patient ID Re-attending between 3 & 9 months - Adults	227	823	27.6%	48.0%	52.0%	51.1%
% of FP17s for Band 1 Urgent Courses	98	1,528	6.4%	8.0%	8.0%	9.0%
% of FP17s Relating to Free Repair or Replacements	0	1,528	0.0%	0.7%	0.8%	0.8%
% of FP17s Relating to Continuations	0	1,528	0.0%	0.8%	0.9%	0.9%
% of Patients satisfied with the dentistry they have received	2	2	N/A	92.8%	93.5%	93.3%
% of Patients satisfied with the time they had to wait for an appointment	2	2	N/A	89.7%	89.1%	88.9%

* This is based on patients treated on this contract for their most recent course of treatment. Figures in italics indicate the base number of FP17s or Patient Questionnaire responses are less than 100. N/A is shown where the base number of responses is less than 10 during the period. % is calculated as Quantity/Base number*100

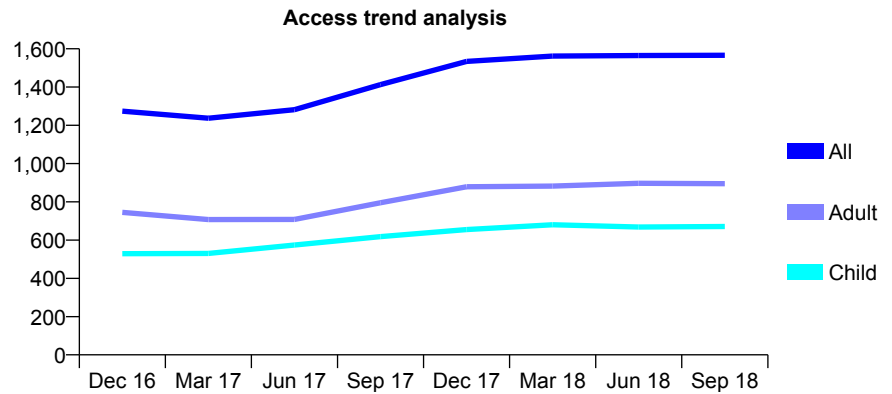
Q54 - Vital Signs At a Glance Contract Report for 689068/0001 - September 2018

Name or company name	MRS S VORA
Contract type name	GDS Contract
Purpose of contract	General
Contract start date	01/04/2006
Contract end date	

18/19 Contracted general activity (UDA)	4,767
Carry forward general activity (UDA)	-95
18/19 Contracted orthodontic activity (UOA)	0
Carry forward orthodontic activity (UOA)	0
Baseline contract value	£57,410.24

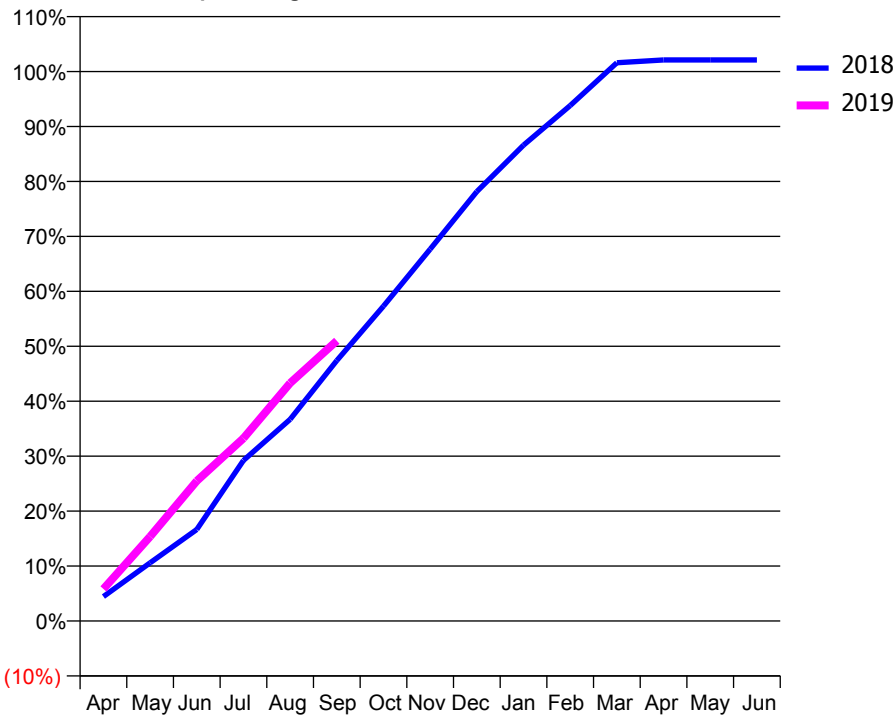
ACCESS*

Patients seen in 24 months	Total	Change since previous quarter
Quarter ending September 2017	1,413	
Quarter ending December 2017	1,534	↑
Quarter ending March 2018	1,562	→
Quarter ending June 2018	1,565	→
Quarter ending September 2018	1,566	→
Variance since September 2017	10.8%	↑



ACTIVITY

Cumulative percentage of contracted UDA delivered 2018 & 2019



Month	Adjusted Scheduled Activity (UDA)	
	2018	2019
April	212	278
May	505	733
June	794	1,215
July	1,393	1,585
August	1,750	2,065
September	2,260	2,431
October	2,732	
November	3,225	
December	3,725	
January	4,128	
February	4,471	
March	4,843	
April	4,868	
May	4,868	
June	4,868	

QUALITY

	Quantity	Base Number	Contract	AT	Region	England
% of FP17s for the same patient ID Re-attending within 3 months - Children	42	445	9.4%	9.8%	11.4%	11.6%
% of FP17s for the same patient ID Re-attending within 3 months - Adults	95	542	17.5%	14.7%	15.0%	15.5%
% of FP17s for the same patient ID Re-attending between 3 & 9 months - Children	205	445	46.1%	52.8%	59.9%	58.8%
% of FP17s for the same patient ID Re-attending between 3 & 9 months - Adults	220	542	40.6%	48.0%	52.0%	51.1%
% of FP17s for Band 1 Urgent Courses	57	969	5.9%	8.0%	8.0%	9.0%
% of FP17s Relating to Free Repair or Replacements	9	969	0.9%	0.7%	0.8%	0.8%
% of FP17s Relating to Continuations	21	969	2.2%	0.8%	0.9%	0.9%
% of Patients satisfied with the dentistry they have received	0	0	N/A	92.8%	93.5%	93.3%
% of Patients satisfied with the time they had to wait for an appointment	0	0	N/A	89.7%	89.1%	88.9%

* This is based on patients treated on this contract for their most recent course of treatment. Figures in italics indicate the base number of FP17s or Patient Questionnaire responses are less than 100. N/A is shown where the base number of responses is less than 10 during the period. % is calculated as Quantity/Base number*100

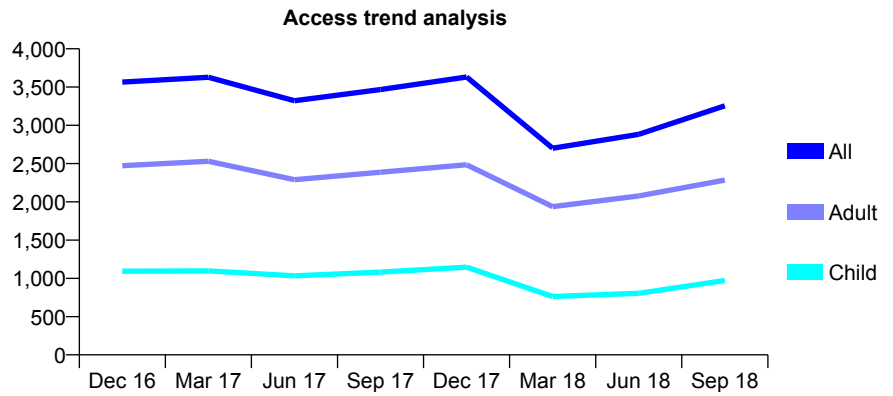
Q54 - Vital Signs At a Glance Contract Report for 732052/0002 - September 2018

Name or company name	Balbir S Bhandal, Amrik S Bhandal & Baljit
Contract type name	GDS Contract
Purpose of contract	General
Contract start date	01/04/2006
Contract end date	

18/19 Contracted general activity (UDA)	10,031
Carry forward general activity (UDA)	-99
18/19 Contracted orthodontic activity (UOA)	0
Carry forward orthodontic activity (UOA)	0
Baseline contract value	£248,352.95

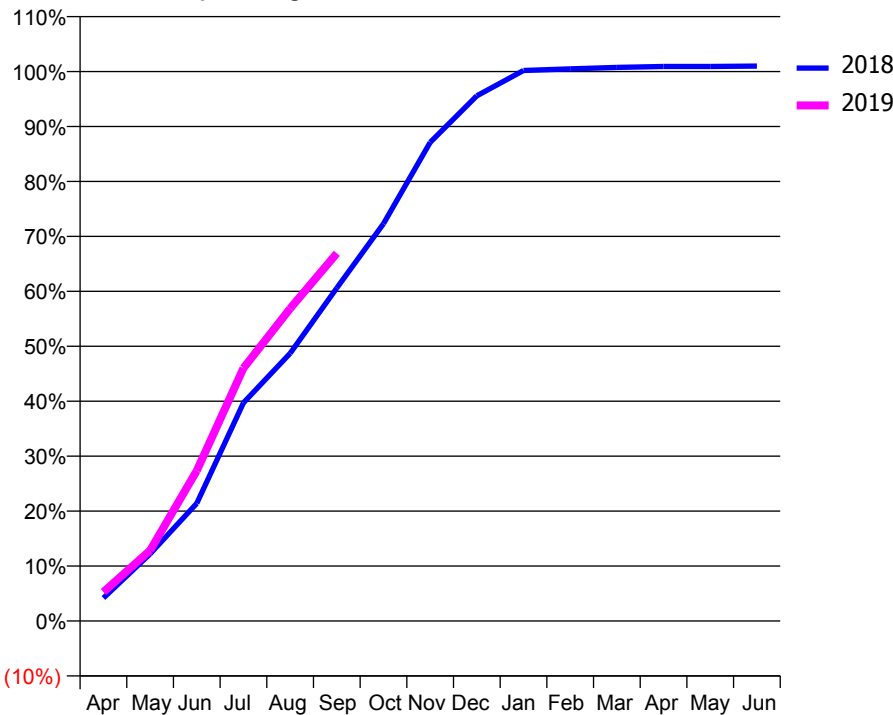
ACCESS*

Patients seen in 24 months	Total	Change since previous quarter
Quarter ending September 2017	3,468	
Quarter ending December 2017	3,631	↑
Quarter ending March 2018	2,700	↓
Quarter ending June 2018	2,882	↑
Quarter ending September 2018	3,255	↑
Variance since September 2017	(6.1%)	↓



ACTIVITY

Cumulative percentage of contracted UDA delivered 2018 & 2019



Month	Adjusted Scheduled Activity (UDA)	
	2018	2019
April	419	531
May	1,226	1,288
June	2,149	2,743
July	3,983	4,616
August	4,887	5,705
September	6,080	6,712
October	7,252	
November	8,737	
December	9,586	
January	10,050	
February	10,080	
March	10,106	
April	10,123	
May	10,123	
June	10,131	

QUALITY

	Quantity	Base Number	Contract	AT	Region	England
% of FP17s for the same patient ID Re-attending within 3 months - Children	34	757	4.5%	9.8%	11.4%	11.6%
% of FP17s for the same patient ID Re-attending within 3 months - Adults	103	1,504	6.8%	14.7%	15.0%	15.5%
% of FP17s for the same patient ID Re-attending between 3 & 9 months - Children	231	757	30.5%	52.8%	59.9%	58.8%
% of FP17s for the same patient ID Re-attending between 3 & 9 months - Adults	425	1,504	28.3%	48.0%	52.0%	51.1%
% of FP17s for Band 1 Urgent Courses	177	2,241	7.9%	8.0%	8.0%	9.0%
% of FP17s Relating to Free Repair or Replacements	14	2,241	0.6%	0.7%	0.8%	0.8%
% of FP17s Relating to Continuations	3	2,241	0.1%	0.8%	0.9%	0.9%
% of Patients satisfied with the dentistry they have received	0	0	N/A	92.8%	93.5%	93.3%
% of Patients satisfied with the time they had to wait for an appointment	0	0	N/A	89.7%	89.1%	88.9%

* This is based on patients treated on this contract for their most recent course of treatment. Figures in italics indicate the base number of FP17s or Patient Questionnaire responses are less than 100. N/A is shown where the base number of responses is less than 10 during the period. % is calculated as Quantity/Base number*100

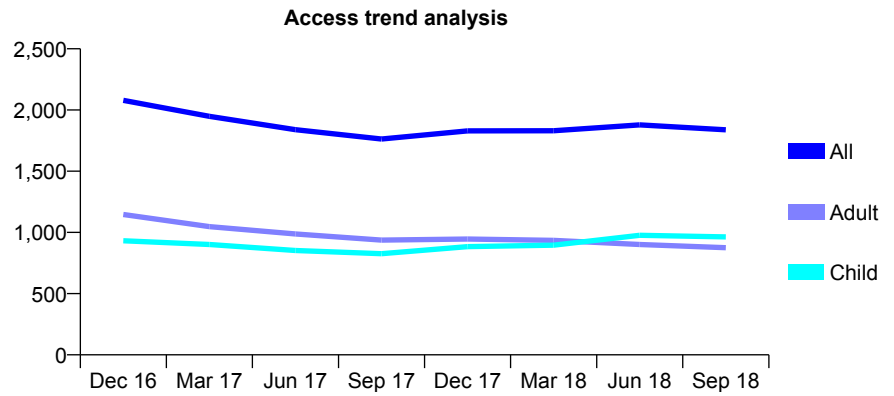
Q54 - Vital Signs At a Glance Contract Report for 735884/0001 - September 2018

Name or company name	MR VJ PATTNI
Contract type name	GDS Contract
Purpose of contract	General
Contract start date	01/04/2006
Contract end date	

18/19 Contracted general activity (UDA)	7,426
Carry forward general activity (UDA)	216
18/19 Contracted orthodontic activity (UOA)	0
Carry forward orthodontic activity (UOA)	0
Baseline contract value	£202,867.03

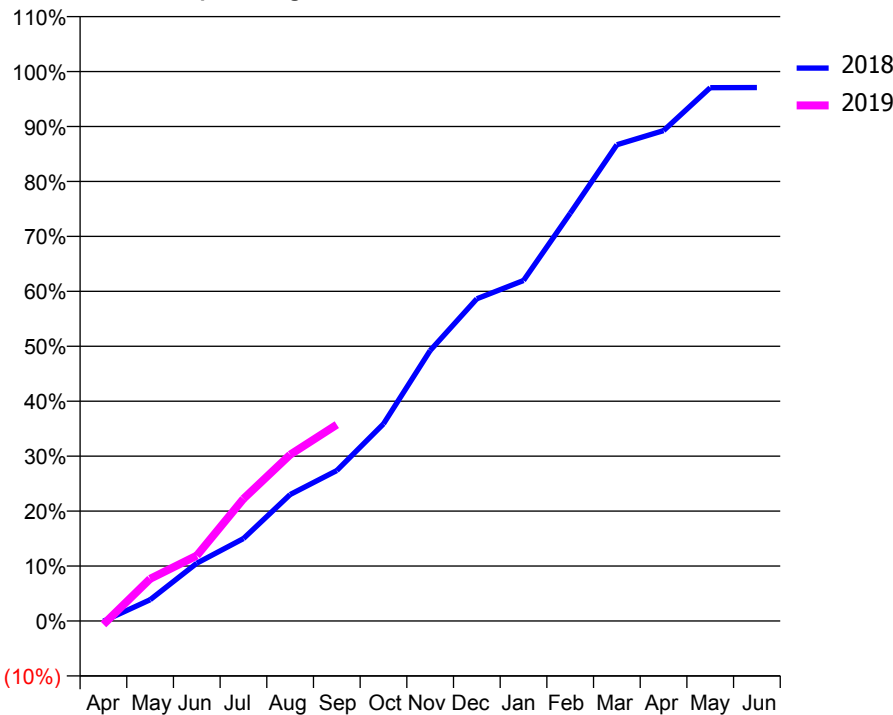
ACCESS*

Patients seen in 24 months	Total	Change since previous quarter
Quarter ending September 2017	1,763	
Quarter ending December 2017	1,830	↑
Quarter ending March 2018	1,831	→
Quarter ending June 2018	1,878	↑
Quarter ending September 2018	1,838	↓
Variance since September 2017	4.3%	↑



ACTIVITY

Cumulative percentage of contracted UDA delivered 2018 & 2019



Month	Adjusted Scheduled Activity (UDA)	
	2018	2019
April	-4	-47
May	287	570
June	781	883
July	1,115	1,651
August	1,709	2,249
September	2,033	2,653
October	2,665	
November	3,655	
December	4,355	
January	4,601	
February	5,509	
March	6,436	
April	6,627	
May	7,207	
June	7,210	

QUALITY

	Quantity	Base Number	Contract	AT	Region	England
% of FP17s for the same patient ID Re-attending within 3 months - Children	34	615	5.5%	9.8%	11.4%	11.6%
% of FP17s for the same patient ID Re-attending within 3 months - Adults	39	386	10.1%	14.7%	15.0%	15.5%
% of FP17s for the same patient ID Re-attending between 3 & 9 months - Children	240	615	39.0%	52.8%	59.9%	58.8%
% of FP17s for the same patient ID Re-attending between 3 & 9 months - Adults	98	386	25.4%	48.0%	52.0%	51.1%
% of FP17s for Band 1 Urgent Courses	85	789	10.8%	8.0%	8.0%	9.0%
% of FP17s Relating to Free Repair or Replacements	0	789	0.0%	0.7%	0.8%	0.8%
% of FP17s Relating to Continuations	0	789	0.0%	0.8%	0.9%	0.9%
% of Patients satisfied with the dentistry they have received	1	1	N/A	92.8%	93.5%	93.3%
% of Patients satisfied with the time they had to wait for an appointment	0	1	N/A	89.7%	89.1%	88.9%

* This is based on patients treated on this contract for their most recent course of treatment. Figures in italics indicate the base number of FP17s or Patient Questionnaire responses are less than 100. N/A is shown where the base number of responses is less than 10 during the period. % is calculated as Quantity/Base number*100

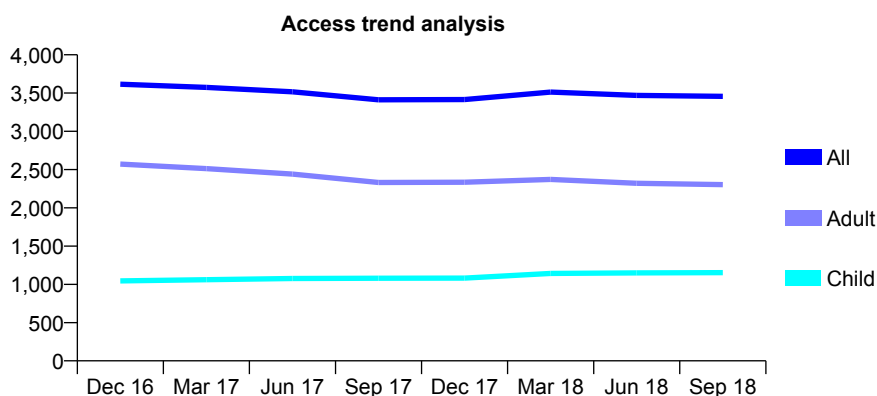
Q54 - Vital Signs At a Glance Contract Report for 735884/0002 - September 2018

Name or company name	MR VJ PATTNI
Contract type name	GDS Contract
Purpose of contract	General
Contract start date	01/04/2011
Contract end date	

18/19 Contracted general activity (UDA)	16,000
Carry forward general activity (UDA)	175
18/19 Contracted orthodontic activity (UOA)	0
Carry forward orthodontic activity (UOA)	0
Baseline contract value	£348,741.88

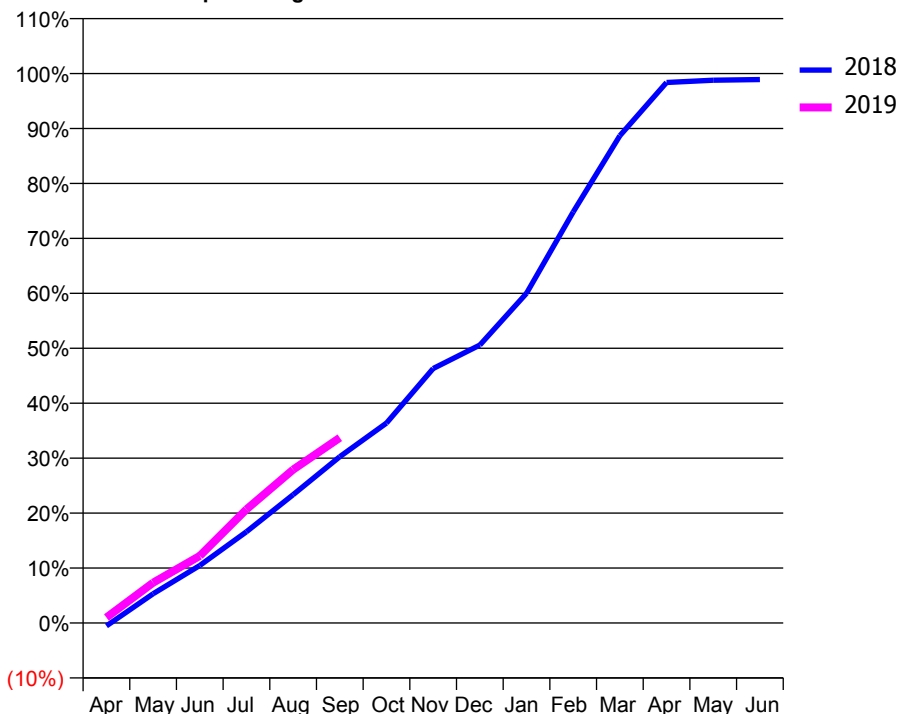
ACCESS*

Patients seen in 24 months	Total	Change since previous quarter
Quarter ending September 2017	3,411	
Quarter ending December 2017	3,416	→
Quarter ending March 2018	3,513	↑
Quarter ending June 2018	3,470	↓
Quarter ending September 2018	3,457	→
Variance since September 2017	1.3%	→



ACTIVITY

Cumulative percentage of contracted UDA delivered 2018 & 2019



Adjusted Scheduled Activity (UDA)

Month	2018	2019
April	-87	161
May	852	1,173
June	1,677	1,953
July	2,656	3,311
August	3,738	4,467
September	4,845	5,395
October	5,822	
November	7,410	
December	8,094	
January	9,602	
February	11,968	
March	14,189	
April	15,738	
May	15,803	
June	15,824	

QUALITY

	Quantity	Base Number	Contract	AT	Region	England
% of FP17s for the same patient ID Re-attending within 3 months - Children	92	700	13.1%	9.8%	11.4%	11.6%
% of FP17s for the same patient ID Re-attending within 3 months - Adults	179	1,231	14.5%	14.7%	15.0%	15.5%
% of FP17s for the same patient ID Re-attending between 3 & 9 months - Children	339	700	48.4%	52.8%	59.9%	58.8%
% of FP17s for the same patient ID Re-attending between 3 & 9 months - Adults	532	1,231	43.2%	48.0%	52.0%	51.1%
% of FP17s for Band 1 Urgent Courses	151	1,644	9.2%	8.0%	8.0%	9.0%
% of FP17s Relating to Free Repair or Replacements	8	1,644	0.5%	0.7%	0.8%	0.8%
% of FP17s Relating to Continuations	21	1,644	1.3%	0.8%	0.9%	0.9%
% of Patients satisfied with the dentistry they have received	2	2	N/A	92.8%	93.5%	93.3%
% of Patients satisfied with the time they had to wait for an appointment	2	2	N/A	89.7%	89.1%	88.9%

* This is based on patients treated on this contract for their most recent course of treatment. Figures in italics indicate the base number of FP17s or Patient Questionnaire responses are less than 100. N/A is shown where the base number of responses is less than 10 during the period. % is calculated as Quantity/Base number*100

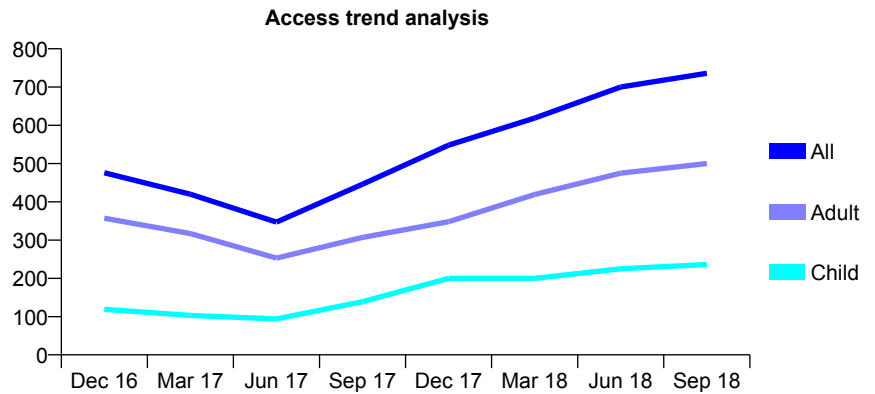
Q54 - Vital Signs At a Glance Contract Report for 740403/0002 - September 2018

Name or company name	MISS JV PATEL
Contract type name	GDS Contract
Purpose of contract	General
Contract start date	01/04/2006
Contract end date	

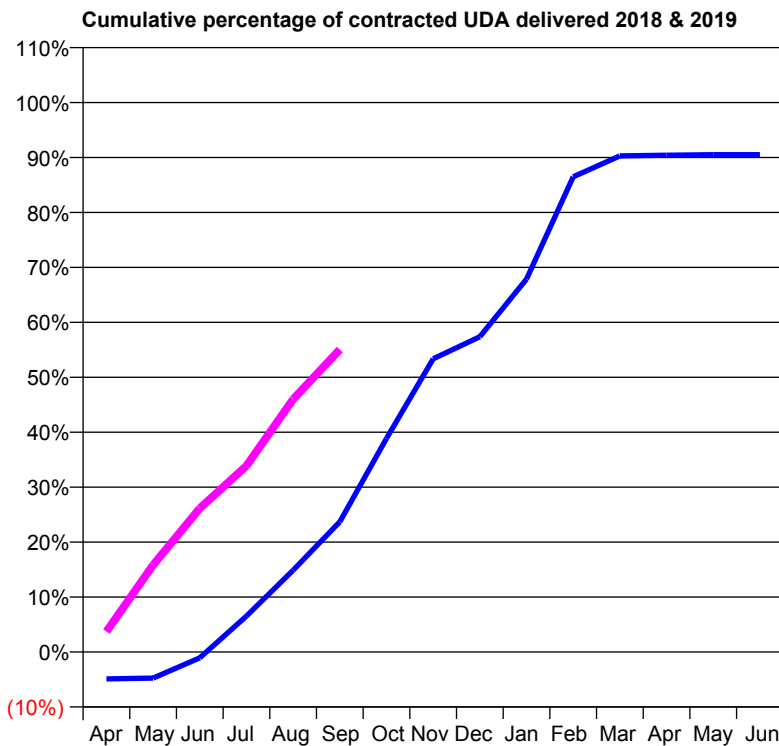
18/19 Contracted general activity (UDA)	2,997
Carry forward general activity (UDA)	-51
18/19 Contracted orthodontic activity (UOA)	0
Carry forward orthodontic activity (UOA)	0
Baseline contract value	£74,680.70

ACCESS*

Patients seen in 24 months	Total	Change since previous quarter
Quarter ending September 2017	446	
Quarter ending December 2017	548	↑
Quarter ending March 2018	619	↑
Quarter ending June 2018	700	↑
Quarter ending September 2018	736	↑
Variance since September 2017	65.0%	↑



ACTIVITY



Month	Adjusted Scheduled Activity (UDA)	
	2018	2019
April	-113	111
May	-110	474
June	-25	784
July	151	1,016
August	343	1,378
September	546	1,650
October	895	
November	1,229	
December	1,322	
January	1,564	
February	1,993	
March	2,080	
April	2,083	
May	2,085	
June	2,085	

QUALITY

	Quantity	Base Number	Contract	AT	Region	England
% of FP17s for the same patient ID Re-attending within 3 months - Children	6	148	4.1%	9.8%	11.4%	11.6%
% of FP17s for the same patient ID Re-attending within 3 months - Adults	13	287	4.5%	14.7%	15.0%	15.5%
% of FP17s for the same patient ID Re-attending between 3 & 9 months - Children	48	148	32.4%	52.8%	59.9%	58.8%
% of FP17s for the same patient ID Re-attending between 3 & 9 months - Adults	70	287	24.4%	48.0%	52.0%	51.1%
% of FP17s for Band 1 Urgent Courses	38	429	8.9%	8.0%	8.0%	9.0%
% of FP17s Relating to Free Repair or Replacements	0	429	0.0%	0.7%	0.8%	0.8%
% of FP17s Relating to Continuations	0	429	0.0%	0.8%	0.9%	0.9%
% of Patients satisfied with the dentistry they have received	1	1	N/A	92.8%	93.5%	93.3%
% of Patients satisfied with the time they had to wait for an appointment	1	1	N/A	89.7%	89.1%	88.9%

* This is based on patients treated on this contract for their most recent course of treatment. Figures in italics indicate the base number of FP17s or Patient Questionnaire responses are less than 100. N/A is shown where the base number of responses is less than 10 during the period. % is calculated as Quantity/Base number*100

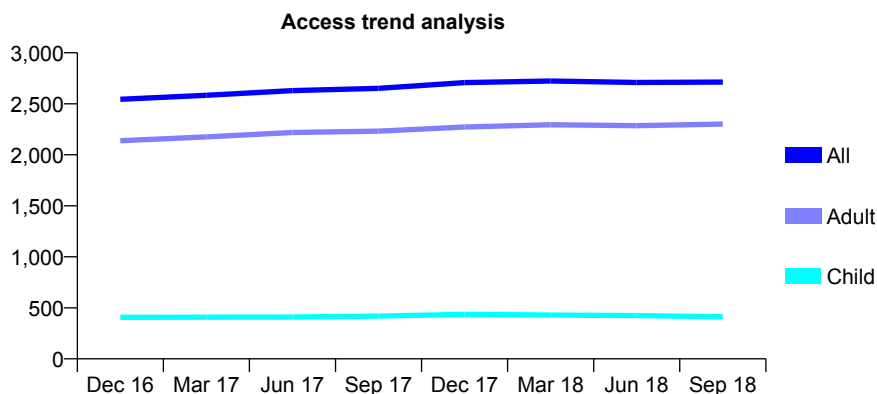
Q54 - Vital Signs At a Glance Contract Report for 745138/0001 - September 2018

Name or company name	MR JM ROBINSON
Contract type name	GDS Contract
Purpose of contract	General
Contract start date	01/04/2006
Contract end date	

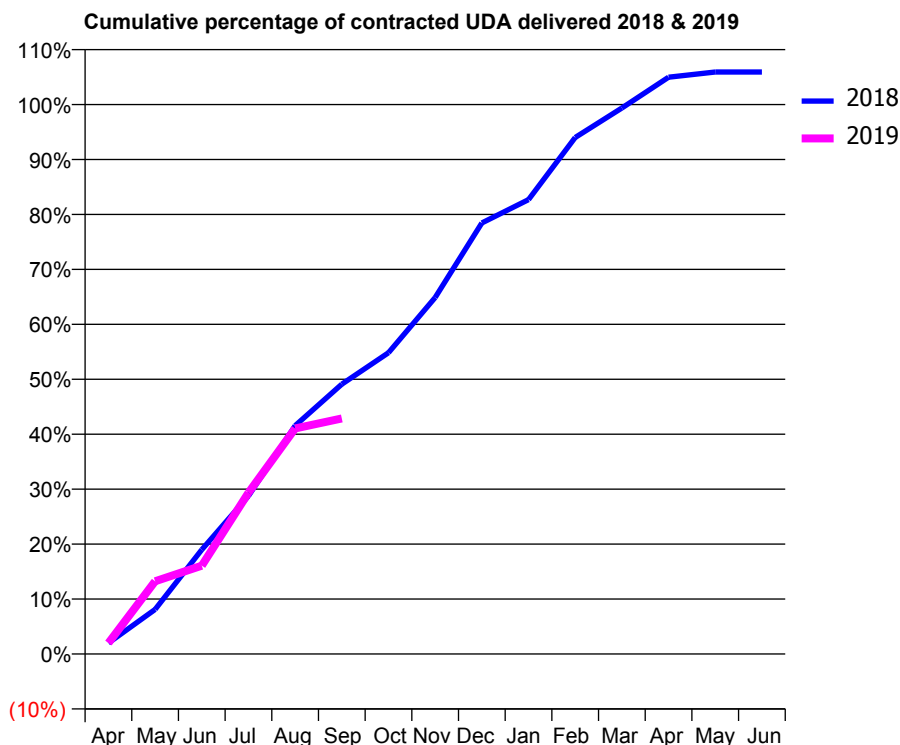
18/19 Contracted general activity (UDA)	7,227
Carry forward general activity (UDA)	-144
18/19 Contracted orthodontic activity (UOA)	0
Carry forward orthodontic activity (UOA)	0
Baseline contract value	£177,051.10

ACCESS*

Patients seen in 24 months	Total	Change since previous quarter
Quarter ending September 2017	2,651	
Quarter ending December 2017	2,708	↑
Quarter ending March 2018	2,724	→
Quarter ending June 2018	2,709	→
Quarter ending September 2018	2,713	→
Variance since September 2017	2.3%	↑



ACTIVITY



Adjusted Scheduled Activity (UDA)		
Month	2018	2019
April	145	144
May	586	957
June	1,372	1,163
July	2,079	2,121
August	3,003	2,967
September	3,549	3,098
October	3,962	
November	4,688	
December	5,670	
January	5,976	
February	6,793	
March	7,181	
April	7,587	
May	7,654	
June	7,654	

QUALITY

	Quantity	Base Number	Contract	AT	Region	England
% of FP17s for the same patient ID Re-attending within 3 months - Children	7	315	2.2%	9.8%	11.4%	11.6%
% of FP17s for the same patient ID Re-attending within 3 months - Adults	107	1,537	7.0%	14.7%	15.0%	15.5%
% of FP17s for the same patient ID Re-attending between 3 & 9 months - Children	222	315	70.5%	52.8%	59.9%	58.8%
% of FP17s for the same patient ID Re-attending between 3 & 9 months - Adults	888	1,537	57.8%	48.0%	52.0%	51.1%
% of FP17s for Band 1 Urgent Courses	94	1,630	5.8%	8.0%	8.0%	9.0%
% of FP17s Relating to Free Repair or Replacements	17	1,630	1.0%	0.7%	0.8%	0.8%
% of FP17s Relating to Continuations	5	1,630	0.3%	0.8%	0.9%	0.9%
% of Patients satisfied with the dentistry they have received	0	0	N/A	92.8%	93.5%	93.3%
% of Patients satisfied with the time they had to wait for an appointment	0	0	N/A	89.7%	89.1%	88.9%

* This is based on patients treated on this contract for their most recent course of treatment. Figures in italics indicate the base number of FP17s or Patient Questionnaire responses are less than 100. N/A is shown where the base number of responses is less than 10 during the period. % is calculated as Quantity/Base number*100

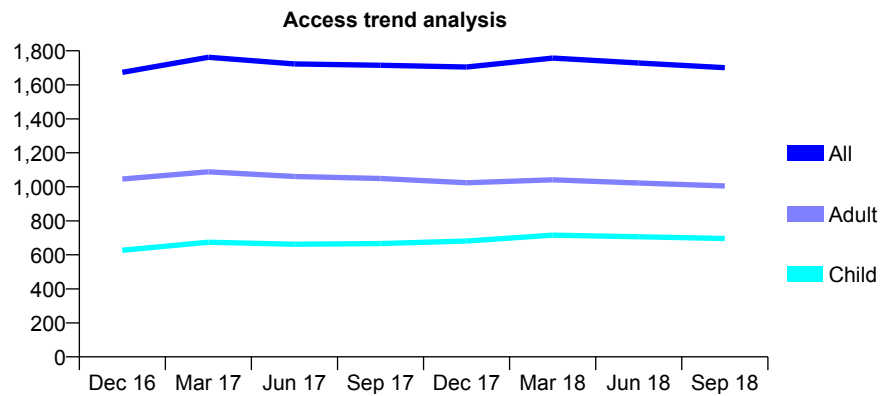
Q54 - Vital Signs At a Glance Contract Report for 748196/0001 - September 2018

Name or company name	MR AM PATTNI
Contract type name	GDS Contract
Purpose of contract	General
Contract start date	01/04/2006
Contract end date	

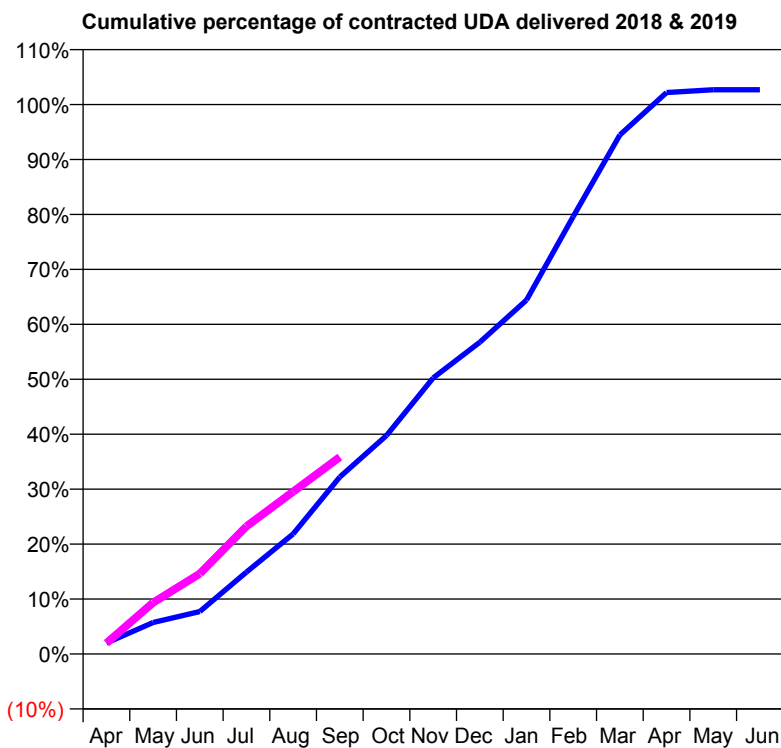
18/19 Contracted general activity (UDA)	4,099
Carry forward general activity (UDA)	-81
18/19 Contracted orthodontic activity (UOA)	0
Carry forward orthodontic activity (UOA)	0
Baseline contract value	£95,902.76

ACCESS*

Patients seen in 24 months	Total	Change since previous quarter
Quarter ending September 2017	1,715	
Quarter ending December 2017	1,705	→
Quarter ending March 2018	1,757	↑
Quarter ending June 2018	1,728	↓
Quarter ending September 2018	1,701	↓
Variance since September 2017	(0.8%)	→



ACTIVITY



Month	Adjusted Scheduled Activity (UDA)	
	2018	2019
April	82	81
May	235	383
June	317	600
July	611	952
August	896	1,211
September	1,321	1,469
October	1,630	
November	2,059	
December	2,326	
January	2,641	
February	3,264	
March	3,872	
April	4,188	
May	4,209	
June	4,209	

QUALITY

	Quantity	Base Number	Contract	AT	Region	England
% of FP17s for the same patient ID Re-attending within 3 months - Children	36	443	8.1%	9.8%	11.4%	11.6%
% of FP17s for the same patient ID Re-attending within 3 months - Adults	27	390	6.9%	14.7%	15.0%	15.5%
% of FP17s for the same patient ID Re-attending between 3 & 9 months - Children	257	443	58.0%	52.8%	59.9%	58.8%
% of FP17s for the same patient ID Re-attending between 3 & 9 months - Adults	102	390	26.2%	48.0%	52.0%	51.1%
% of FP17s for Band 1 Urgent Courses	64	696	9.2%	8.0%	8.0%	9.0%
% of FP17s Relating to Free Repair or Replacements	1	696	0.1%	0.7%	0.8%	0.8%
% of FP17s Relating to Continuations	0	696	0.0%	0.8%	0.9%	0.9%
% of Patients satisfied with the dentistry they have received	0	0	N/A	92.8%	93.5%	93.3%
% of Patients satisfied with the time they had to wait for an appointment	0	0	N/A	89.7%	89.1%	88.9%

* This is based on patients treated on this contract for their most recent course of treatment. Figures in italics indicate the base number of FP17s or Patient Questionnaire responses are less than 100. N/A is shown where the base number of responses is less than 10 during the period. % is calculated as Quantity/Base number*100

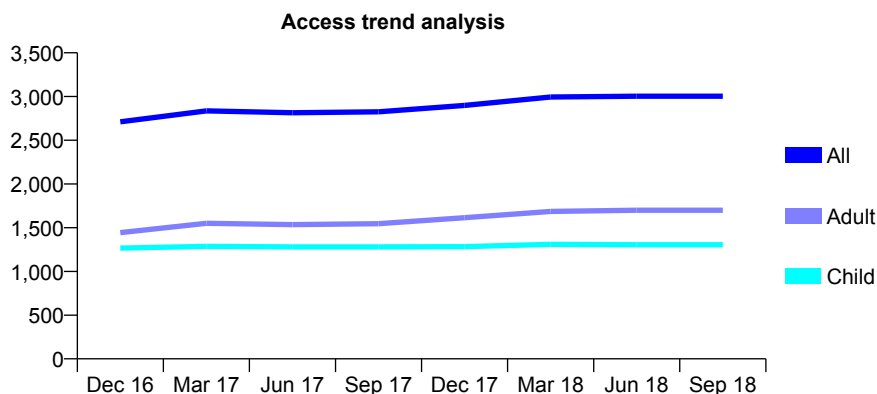
Q54 - Vital Signs At a Glance Contract Report for 749672/0001 - September 2018

Name or company name	MR SS KELLEY
Contract type name	GDS Contract
Purpose of contract	General
Contract start date	01/04/2006
Contract end date	

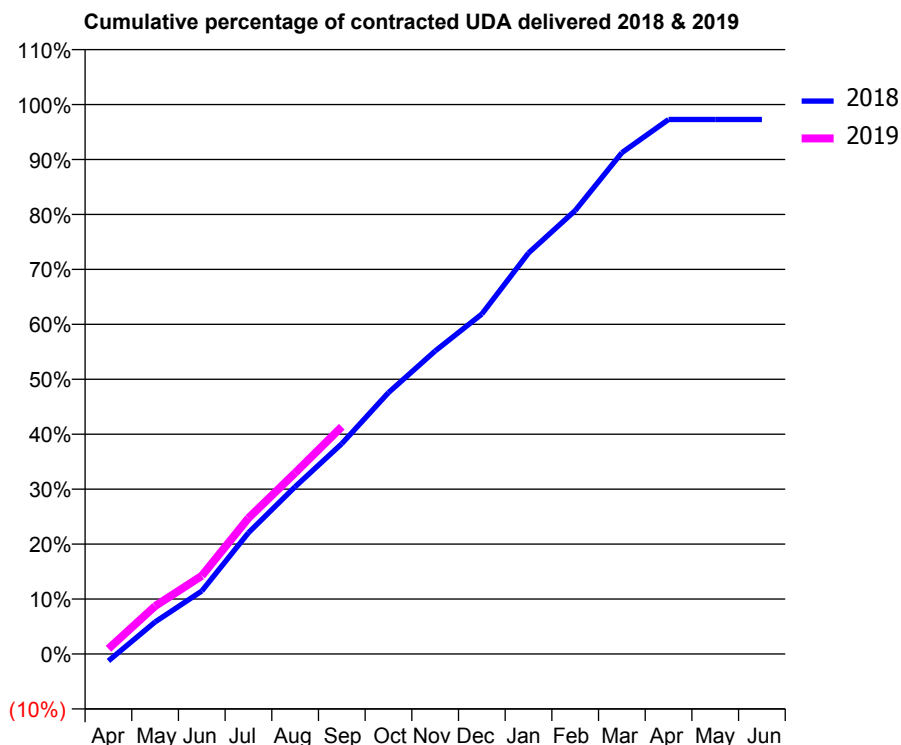
18/19 Contracted general activity (UDA)	8,700
Carry forward general activity (UDA)	236
18/19 Contracted orthodontic activity (UOA)	0
Carry forward orthodontic activity (UOA)	0
Baseline contract value	£203,650.63

ACCESS*

Patients seen in 24 months	Total	Change since previous quarter
Quarter ending September 2017	2,825	
Quarter ending December 2017	2,899	↑
Quarter ending March 2018	2,995	↑
Quarter ending June 2018	3,003	→
Quarter ending September 2018	3,004	→
Variance since September 2017	6.3%	↑



ACTIVITY



Adjusted Scheduled Activity (UDA)		
Month	2018	2019
April	-112	83
May	508	758
June	998	1,238
July	1,920	2,152
August	2,648	2,867
September	3,330	3,599
October	4,140	
November	4,797	
December	5,382	
January	6,349	
February	7,021	
March	7,938	
April	8,463	
May	8,464	
June	8,464	

QUALITY

	Quantity	Base Number	Contract	AT	Region	England
% of FP17s for the same patient ID Re-attending within 3 months - Children	111	1,224	9.1%	9.8%	11.4%	11.6%
% of FP17s for the same patient ID Re-attending within 3 months - Adults	179	1,276	14.0%	14.7%	15.0%	15.5%
% of FP17s for the same patient ID Re-attending between 3 & 9 months - Children	858	1,224	70.1%	52.8%	59.9%	58.8%
% of FP17s for the same patient ID Re-attending between 3 & 9 months - Adults	830	1,276	65.0%	48.0%	52.0%	51.1%
% of FP17s for Band 1 Urgent Courses	86	2,316	3.7%	8.0%	8.0%	9.0%
% of FP17s Relating to Free Repair or Replacements	9	2,316	0.4%	0.7%	0.8%	0.8%
% of FP17s Relating to Continuations	33	2,316	1.4%	0.8%	0.9%	0.9%
% of Patients satisfied with the dentistry they have received	3	3	N/A	92.8%	93.5%	93.3%
% of Patients satisfied with the time they had to wait for an appointment	3	3	N/A	89.7%	89.1%	88.9%

* This is based on patients treated on this contract for their most recent course of treatment. Figures in italics indicate the base number of FP17s or Patient Questionnaire responses are less than 100. N/A is shown where the base number of responses is less than 10 during the period. % is calculated as Quantity/Base number*100

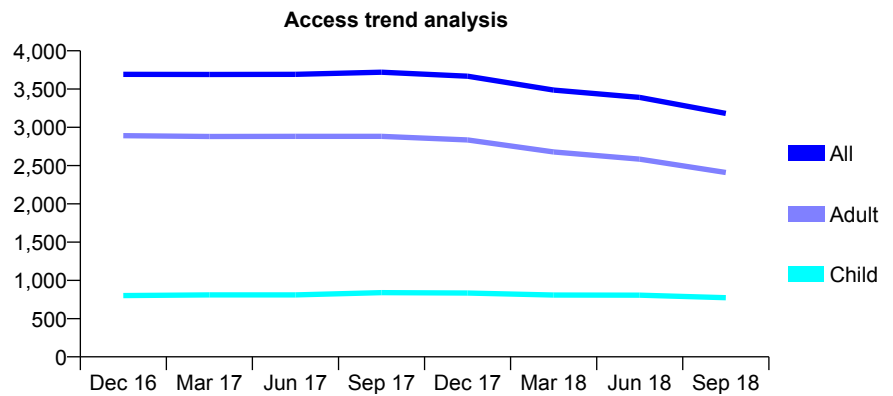
Q54 - Vital Signs At a Glance Contract Report for 754005/0001 - September 2018

Name or company name	MR RN RIDDELL
Contract type name	GDS Contract
Purpose of contract	General
Contract start date	01/04/2006
Contract end date	

18/19 Contracted general activity (UDA)	5,536
Carry forward general activity (UDA)	-94
18/19 Contracted orthodontic activity (UOA)	0
Carry forward orthodontic activity (UOA)	0
Baseline contract value	£116,255.99

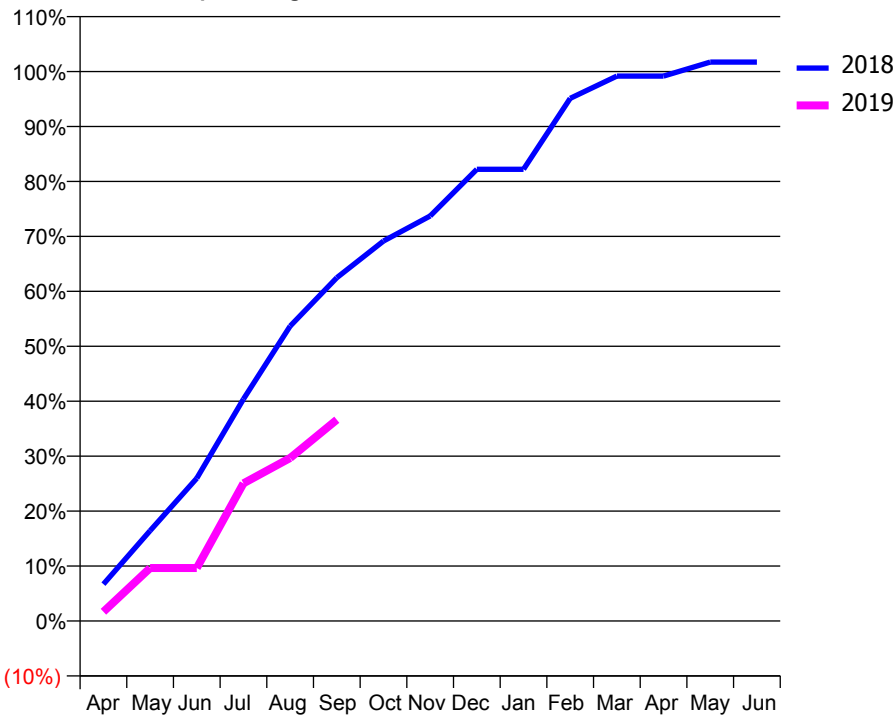
ACCESS*

Patients seen in 24 months	Total	Change since previous quarter
Quarter ending September 2017	3,721	
Quarter ending December 2017	3,668	↓
Quarter ending March 2018	3,486	↓
Quarter ending June 2018	3,390	↓
Quarter ending September 2018	3,182	↓
Variance since September 2017	(14.5%)	↓



ACTIVITY

Cumulative percentage of contracted UDA delivered 2018 & 2019



Month	Adjusted Scheduled Activity (UDA)	
	2018	2019
April	372	94
May	911	534
June	1,438	534
July	2,236	1,387
August	2,970	1,642
September	3,459	2,028
October	3,828	
November	4,081	
December	4,551	
January	4,551	
February	5,266	
March	5,490	
April	5,490	
May	5,630	
June	5,630	

QUALITY

	Quantity	Base Number	Contract	AT	Region	England
% of FP17s for the same patient ID Re-attending within 3 months - Children	18	495	3.6%	9.8%	11.4%	11.6%
% of FP17s for the same patient ID Re-attending within 3 months - Adults	72	913	7.9%	14.7%	15.0%	15.5%
% of FP17s for the same patient ID Re-attending between 3 & 9 months - Children	299	495	60.4%	52.8%	59.9%	58.8%
% of FP17s for the same patient ID Re-attending between 3 & 9 months - Adults	278	913	30.4%	48.0%	52.0%	51.1%
% of FP17s for Band 1 Urgent Courses	134	1,350	9.9%	8.0%	8.0%	9.0%
% of FP17s Relating to Free Repair or Replacements	2	1,350	0.1%	0.7%	0.8%	0.8%
% of FP17s Relating to Continuations	2	1,350	0.1%	0.8%	0.9%	0.9%
% of Patients satisfied with the dentistry they have received	1	1	N/A	92.8%	93.5%	93.3%
% of Patients satisfied with the time they had to wait for an appointment	1	1	N/A	89.7%	89.1%	88.9%

* This is based on patients treated on this contract for their most recent course of treatment. Figures in italics indicate the base number of FP17s or Patient Questionnaire responses are less than 100. N/A is shown where the base number of responses is less than 10 during the period. % is calculated as Quantity/Base number*100

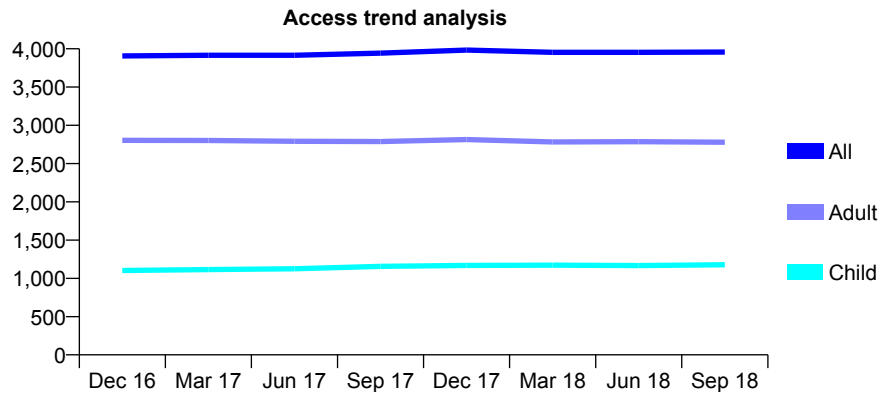
Q54 - Vital Signs At a Glance Contract Report for 763144/0001 - September 2018

Name or company name	MR GS BAHIA
Contract type name	GDS Contract
Purpose of contract	General
Contract start date	01/04/2006
Contract end date	

18/19 Contracted general activity (UDA)	7,933
Carry forward general activity (UDA)	-158
18/19 Contracted orthodontic activity (UOA)	0
Carry forward orthodontic activity (UOA)	0
Baseline contract value	£214,612.64

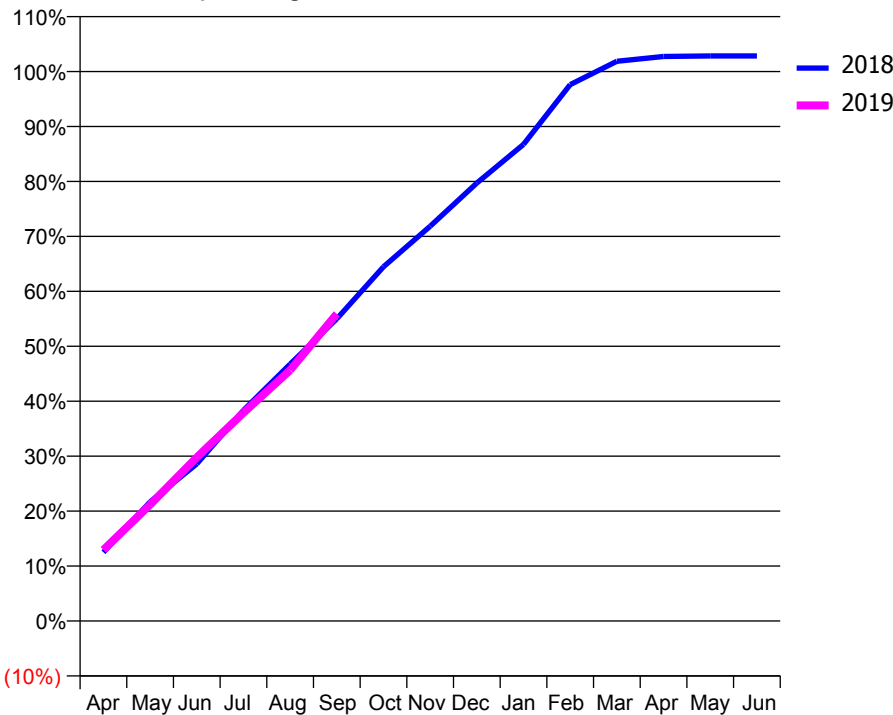
ACCESS*

Patients seen in 24 months	Total	Change since previous quarter
Quarter ending September 2017	3,943	
Quarter ending December 2017	3,983	→
Quarter ending March 2018	3,954	→
Quarter ending June 2018	3,953	→
Quarter ending September 2018	3,957	→
Variance since September 2017	0.4%	→



ACTIVITY

Cumulative percentage of contracted UDA delivered 2018 & 2019



Month	Adjusted Scheduled Activity (UDA)	
	2018	2019
April	992	1,028
May	1,720	1,680
June	2,269	2,364
July	3,042	3,006
August	3,708	3,622
September	4,363	4,434
October	5,114	
November	5,699	
December	6,324	
January	6,882	
February	7,744	
March	8,080	
April	8,150	
May	8,157	
June	8,157	

QUALITY

	Quantity	Base Number	Contract	AT	Region	England
% of FP17s for the same patient ID Re-attending within 3 months - Children	9	700	1.3%	9.8%	11.4%	11.6%
% of FP17s for the same patient ID Re-attending within 3 months - Adults	80	1,588	5.0%	14.7%	15.0%	15.5%
% of FP17s for the same patient ID Re-attending between 3 & 9 months - Children	383	700	54.7%	52.8%	59.9%	58.8%
% of FP17s for the same patient ID Re-attending between 3 & 9 months - Adults	788	1,588	49.6%	48.0%	52.0%	51.1%
% of FP17s for Band 1 Urgent Courses	50	2,224	2.2%	8.0%	8.0%	9.0%
% of FP17s Relating to Free Repair or Replacements	3	2,224	0.1%	0.7%	0.8%	0.8%
% of FP17s Relating to Continuations	0	2,224	0.0%	0.8%	0.9%	0.9%
% of Patients satisfied with the dentistry they have received	0	0	N/A	92.8%	93.5%	93.3%
% of Patients satisfied with the time they had to wait for an appointment	0	0	N/A	89.7%	89.1%	88.9%

* This is based on patients treated on this contract for their most recent course of treatment. Figures in italics indicate the base number of FP17s or Patient Questionnaire responses are less than 100. N/A is shown where the base number of responses is less than 10 during the period. % is calculated as Quantity/Base number*100

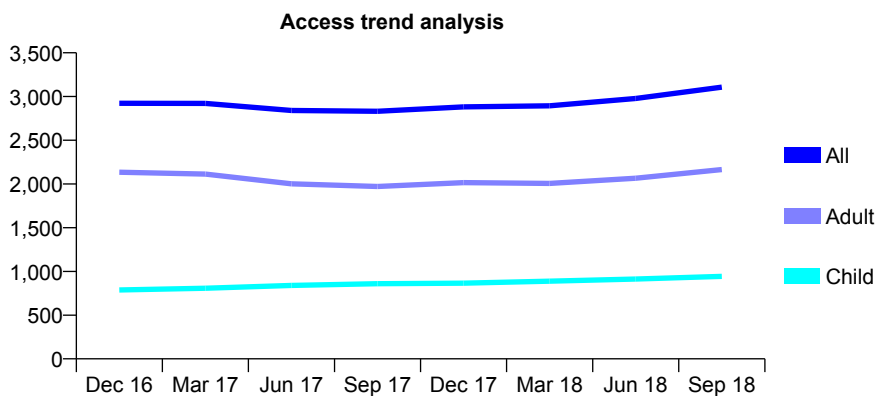
Q54 - Vital Signs At a Glance Contract Report for 764191/0001 - September 2018

Name or company name	MISS KL ROBINSON
Contract type name	GDS Contract
Purpose of contract	General
Contract start date	01/04/2006
Contract end date	

18/19 Contracted general activity (UDA)	7,466
Carry forward general activity (UDA)	-147
18/19 Contracted orthodontic activity (UOA)	0
Carry forward orthodontic activity (UOA)	0
Baseline contract value	£209,526.68

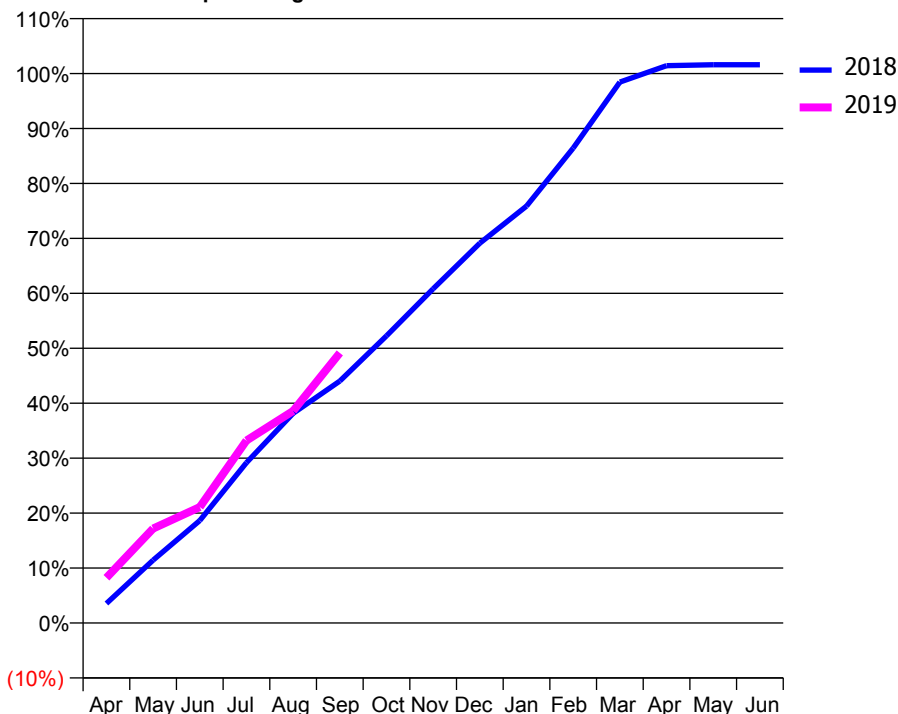
ACCESS*

Patients seen in 24 months	Total	Change since previous quarter
Quarter ending September 2017	2,831	
Quarter ending December 2017	2,881	→
Quarter ending March 2018	2,894	→
Quarter ending June 2018	2,978	↑
Quarter ending September 2018	3,108	↑
Variance since September 2017	9.8%	↑



ACTIVITY

Cumulative percentage of contracted UDA delivered 2018 & 2019



Month	Adjusted Scheduled Activity (UDA)	
	2018	2019
April	265	614
May	855	1,283
June	1,393	1,575
July	2,178	2,479
August	2,849	2,881
September	3,287	3,669
October	3,902	
November	4,540	
December	5,161	
January	5,665	
February	6,453	
March	7,349	
April	7,573	
May	7,586	
June	7,586	

QUALITY

	Quantity	Base Number	Contract	AT	Region	England
% of FP17s for the same patient ID Re-attending within 3 months - Children	24	678	3.5%	9.8%	11.4%	11.6%
% of FP17s for the same patient ID Re-attending within 3 months - Adults	223	1,355	16.5%	14.7%	15.0%	15.5%
% of FP17s for the same patient ID Re-attending between 3 & 9 months - Children	404	678	59.6%	52.8%	59.9%	58.8%
% of FP17s for the same patient ID Re-attending between 3 & 9 months - Adults	670	1,355	49.4%	48.0%	52.0%	51.1%
% of FP17s for Band 1 Urgent Courses	197	1,911	10.3%	8.0%	8.0%	9.0%
% of FP17s Relating to Free Repair or Replacements	7	1,911	0.4%	0.7%	0.8%	0.8%
% of FP17s Relating to Continuations	2	1,911	0.1%	0.8%	0.9%	0.9%
% of Patients satisfied with the dentistry they have received	0	0	N/A	92.8%	93.5%	93.3%
% of Patients satisfied with the time they had to wait for an appointment	0	0	N/A	89.7%	89.1%	88.9%

* This is based on patients treated on this contract for their most recent course of treatment. Figures in italics indicate the base number of FP17s or Patient Questionnaire responses are less than 100. N/A is shown where the base number of responses is less than 10 during the period. % is calculated as Quantity/Base number*100

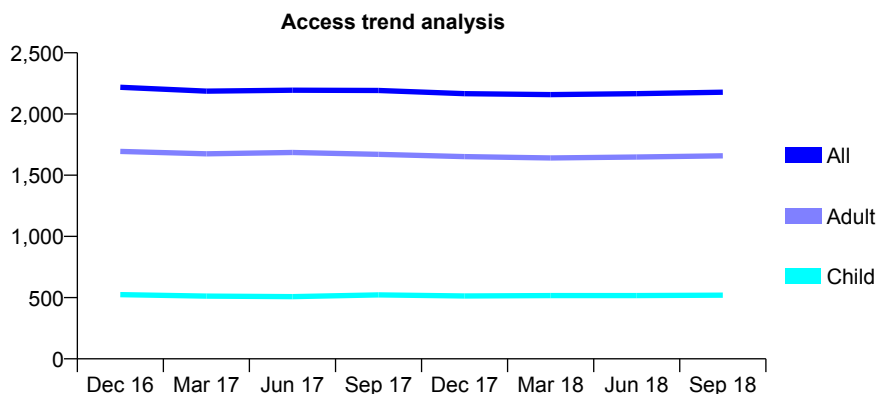
Q54 - Vital Signs At a Glance Contract Report for 765597/0001 - September 2018

Name or company name	MRS N GHABAI
Contract type name	GDS Contract
Purpose of contract	General
Contract start date	01/04/2006
Contract end date	

18/19 Contracted general activity (UDA)	8,368
Carry forward general activity (UDA)	243
18/19 Contracted orthodontic activity (UOA)	0
Carry forward orthodontic activity (UOA)	0
Baseline contract value	£193,169.62

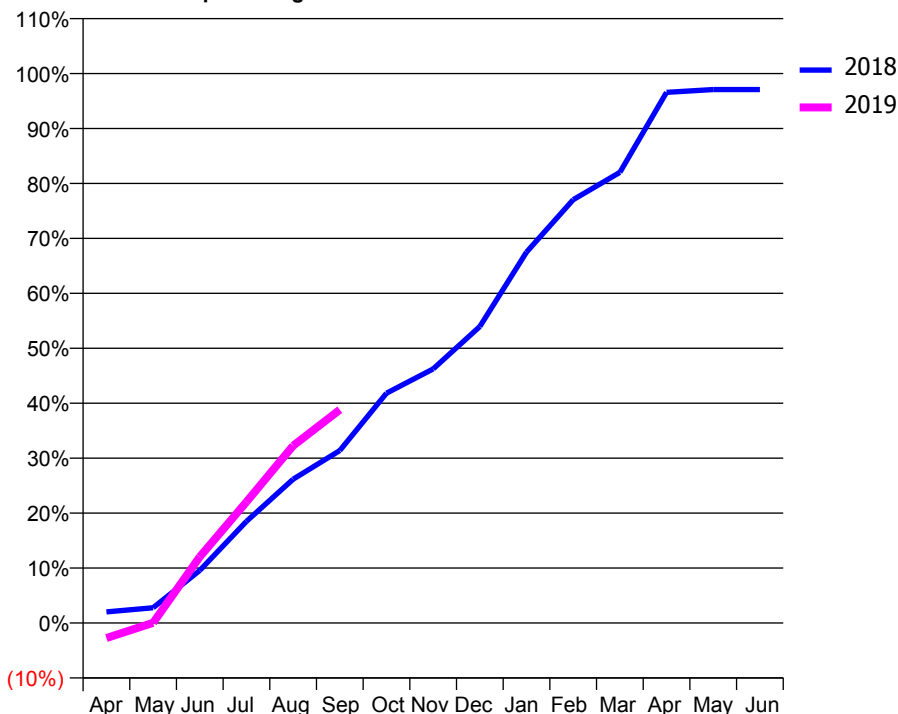
ACCESS*

Patients seen in 24 months	Total	Change since previous quarter
Quarter ending September 2017	2,192	
Quarter ending December 2017	2,166	↓
Quarter ending March 2018	2,158	→
Quarter ending June 2018	2,166	→
Quarter ending September 2018	2,178	→
Variance since September 2017	(0.6%)	→



ACTIVITY

Cumulative percentage of contracted UDA delivered 2018 & 2019



Month	Adjusted Scheduled Activity (UDA)	
	2018	2019
April	169	-231
May	232	4
June	800	1,008
July	1,548	1,845
August	2,191	2,700
September	2,626	3,248
October	3,499	
November	3,870	
December	4,516	
January	5,648	
February	6,445	
March	6,863	
April	8,081	
May	8,124	
June	8,124	

QUALITY

	Quantity	Base Number	Contract	AT	Region	England
% of FP17s for the same patient ID Re-attending within 3 months - Children	49	481	10.2%	9.8%	11.4%	11.6%
% of FP17s for the same patient ID Re-attending within 3 months - Adults	271	1,389	19.5%	14.7%	15.0%	15.5%
% of FP17s for the same patient ID Re-attending between 3 & 9 months - Children	334	481	69.4%	52.8%	59.9%	58.8%
% of FP17s for the same patient ID Re-attending between 3 & 9 months - Adults	813	1,389	58.5%	48.0%	52.0%	51.1%
% of FP17s for Band 1 Urgent Courses	128	1,368	9.4%	8.0%	8.0%	9.0%
% of FP17s Relating to Free Repair or Replacements	3	1,368	0.2%	0.7%	0.8%	0.8%
% of FP17s Relating to Continuations	35	1,368	2.6%	0.8%	0.9%	0.9%
% of Patients satisfied with the dentistry they have received	2	2	N/A	92.8%	93.5%	93.3%
% of Patients satisfied with the time they had to wait for an appointment	2	2	N/A	89.7%	89.1%	88.9%

* This is based on patients treated on this contract for their most recent course of treatment. Figures in italics indicate the base number of FP17s or Patient Questionnaire responses are less than 100. N/A is shown where the base number of responses is less than 10 during the period. % is calculated as Quantity/Base number*100

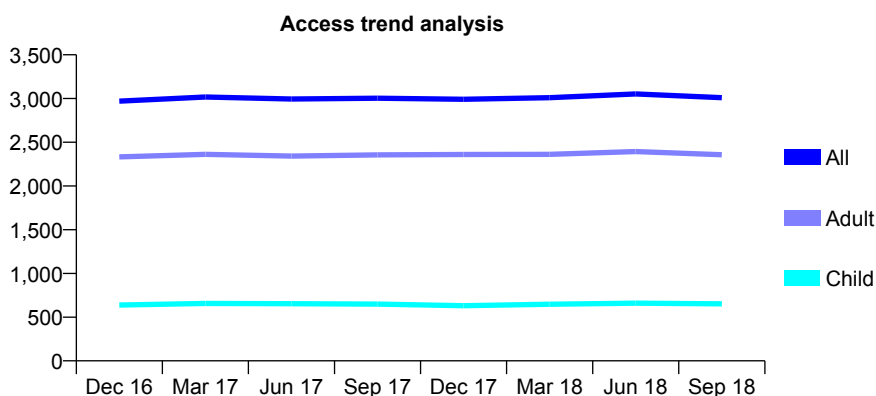
Q54 - Vital Signs At a Glance Contract Report for 765643/0001 - September 2018

Name or company name	MR D SINGH-TERPOT
Contract type name	GDS Contract
Purpose of contract	General
Contract start date	01/04/2006
Contract end date	

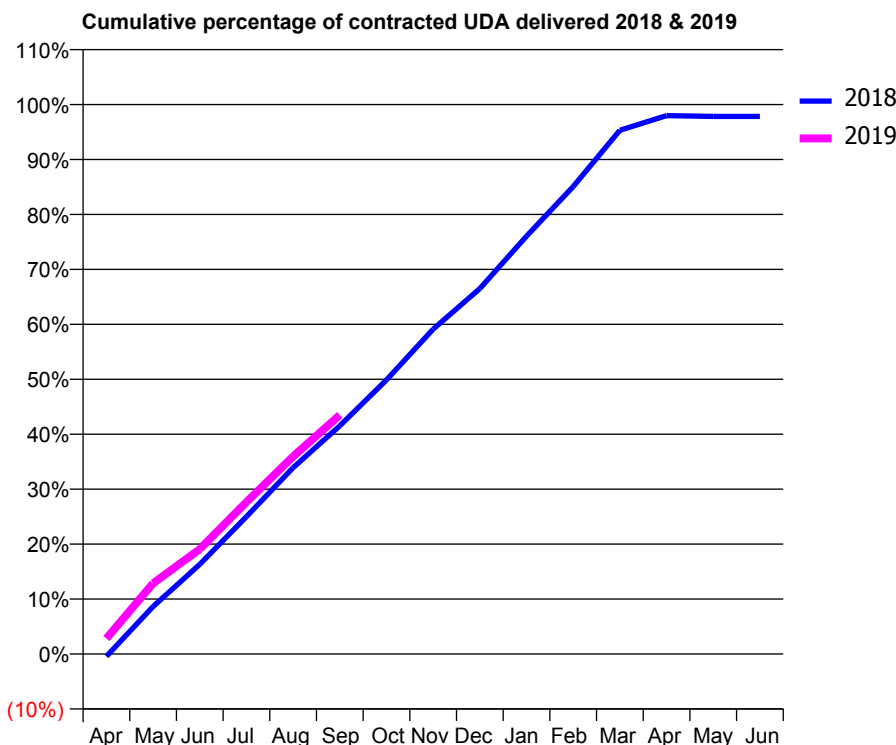
18/19 Contracted general activity (UDA)	8,845
Carry forward general activity (UDA)	192
18/19 Contracted orthodontic activity (UOA)	0
Carry forward orthodontic activity (UOA)	0
Baseline contract value	£215,844.41

ACCESS*

Patients seen in 24 months	Total	Change since previous quarter
Quarter ending September 2017	3,004	
Quarter ending December 2017	2,991	→
Quarter ending March 2018	3,010	→
Quarter ending June 2018	3,053	→
Quarter ending September 2018	3,009	↓
Variance since September 2017	0.2%	→



ACTIVITY



Month	Adjusted Scheduled Activity (UDA)	
	2018	2019
April	-40	249
May	766	1,138
June	1,444	1,688
July	2,211	2,445
August	3,000	3,179
September	3,674	3,847
October	4,412	
November	5,230	
December	5,882	
January	6,725	
February	7,524	
March	8,430	
April	8,666	
May	8,653	
June	8,652	

QUALITY

	Quantity	Base Number	Contract	AT	Region	England
% of FP17s for the same patient ID Re-attending within 3 months - Children	9	429	2.1%	9.8%	11.4%	11.6%
% of FP17s for the same patient ID Re-attending within 3 months - Adults	214	1,615	13.3%	14.7%	15.0%	15.5%
% of FP17s for the same patient ID Re-attending between 3 & 9 months - Children	223	429	52.0%	52.8%	59.9%	58.8%
% of FP17s for the same patient ID Re-attending between 3 & 9 months - Adults	935	1,615	57.9%	48.0%	52.0%	51.1%
% of FP17s for Band 1 Urgent Courses	21	1,907	1.1%	8.0%	8.0%	9.0%
% of FP17s Relating to Free Repair or Replacements	7	1,907	0.4%	0.7%	0.8%	0.8%
% of FP17s Relating to Continuations	6	1,907	0.3%	0.8%	0.9%	0.9%
% of Patients satisfied with the dentistry they have received	0	0	N/A	92.8%	93.5%	93.3%
% of Patients satisfied with the time they had to wait for an appointment	0	0	N/A	89.7%	89.1%	88.9%

* This is based on patients treated on this contract for their most recent course of treatment. Figures in italics indicate the base number of FP17s or Patient Questionnaire responses are less than 100. N/A is shown where the base number of responses is less than 10 during the period. % is calculated as Quantity/Base number*100

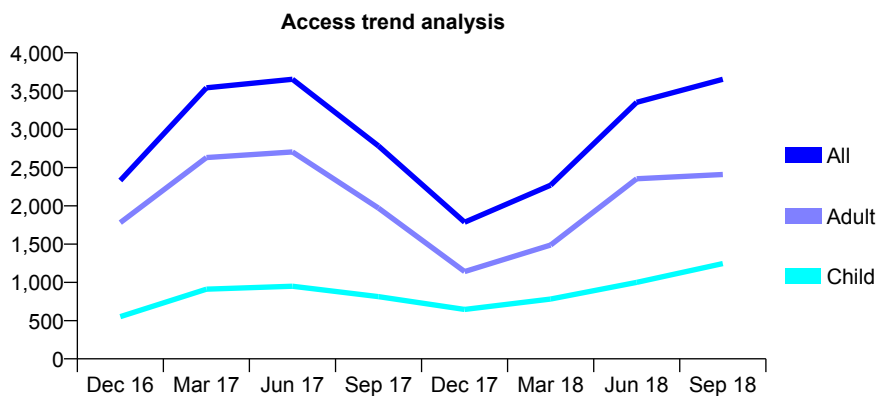
Q54 - Vital Signs At a Glance Contract Report for 766518/0001 - September 2018

Name or company name	MRS CS ILYAS
Contract type name	GDS Contract
Purpose of contract	General
Contract start date	01/10/2014
Contract end date	

18/19 Contracted general activity (UDA)	9,871
Carry forward general activity (UDA)	0
18/19 Contracted orthodontic activity (UOA)	0
Carry forward orthodontic activity (UOA)	0
Baseline contract value	£207,291.00

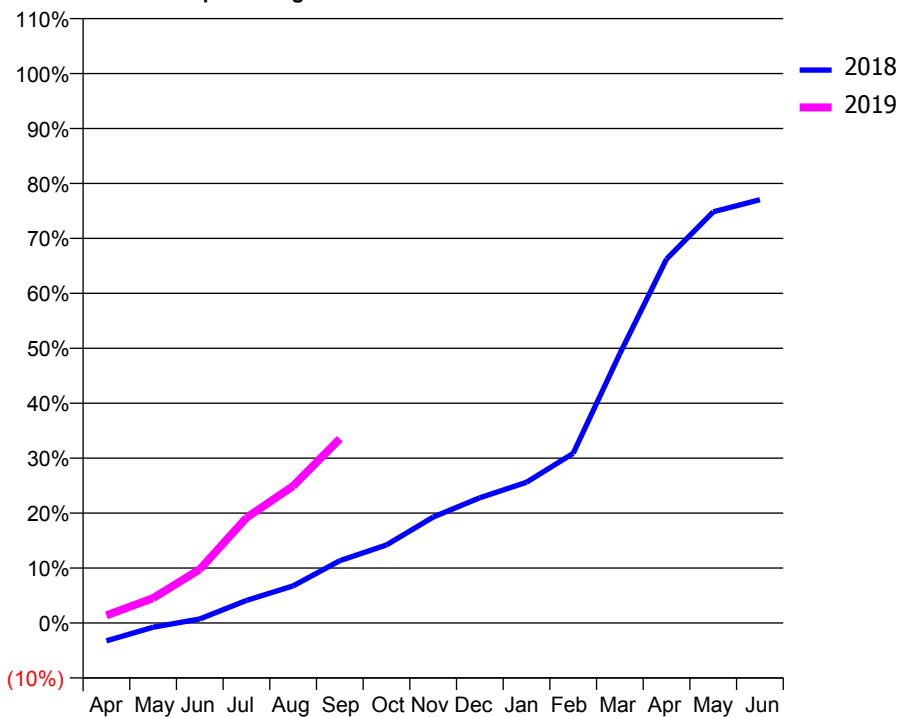
ACCESS*

Patients seen in 24 months	Total	Change since previous quarter
Quarter ending September 2017	2,783	
Quarter ending December 2017	1,786	↓
Quarter ending March 2018	2,270	↑
Quarter ending June 2018	3,353	↑
Quarter ending September 2018	3,654	↑
Variance since September 2017	31.3%	↑



ACTIVITY

Cumulative percentage of contracted UDA delivered 2018 & 2019



Month	Adjusted Scheduled Activity (UDA)	
	2018	2019
April	-323	138
May	-78	448
June	72	965
July	407	1,891
August	666	2,460
September	1,119	3,310
October	1,403	
November	1,903	
December	2,252	
January	2,529	
February	3,048	
March	4,840	
April	6,538	
May	7,387	
June	7,603	

QUALITY

	Quantity	Base Number	Contract	AT	Region	England
% of FP17s for the same patient ID Re-attending within 3 months - Children	51	1,045	4.9%	9.8%	11.4%	11.6%
% of FP17s for the same patient ID Re-attending within 3 months - Adults	140	1,855	7.5%	14.7%	15.0%	15.5%
% of FP17s for the same patient ID Re-attending between 3 & 9 months - Children	239	1,045	22.9%	52.8%	59.9%	58.8%
% of FP17s for the same patient ID Re-attending between 3 & 9 months - Adults	191	1,855	10.3%	48.0%	52.0%	51.1%
% of FP17s for Band 1 Urgent Courses	69	1,623	4.3%	8.0%	8.0%	9.0%
% of FP17s Relating to Free Repair or Replacements	26	1,623	1.6%	0.7%	0.8%	0.8%
% of FP17s Relating to Continuations	6	1,623	0.4%	0.8%	0.9%	0.9%
% of Patients satisfied with the dentistry they have received	1	1	N/A	92.8%	93.5%	93.3%
% of Patients satisfied with the time they had to wait for an appointment	1	1	N/A	89.7%	89.1%	88.9%

* This is based on patients treated on this contract for their most recent course of treatment. Figures in italics indicate the base number of FP17s or Patient Questionnaire responses are less than 100. N/A is shown where the base number of responses is less than 10 during the period. % is calculated as Quantity/Base number*100

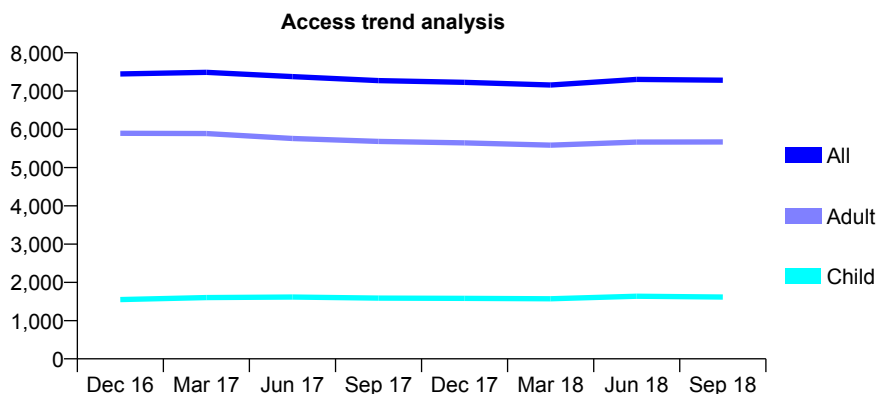
Q54 - Vital Signs At a Glance Contract Report for 769258/0001 - September 2018

Name or company name	MR S TALWAR
Contract type name	GDS Contract
Purpose of contract	General
Contract start date	01/04/2006
Contract end date	

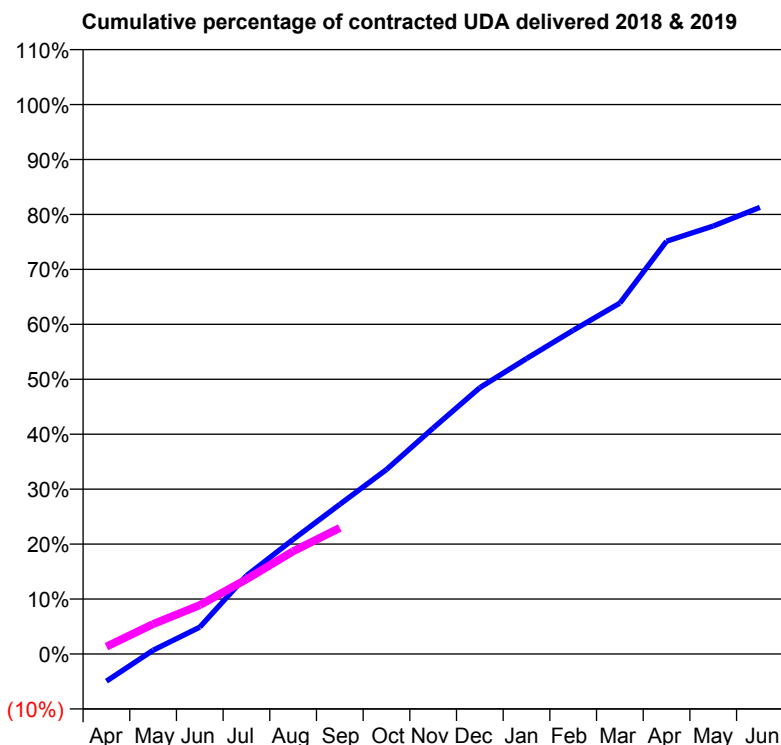
18/19 Contracted general activity (UDA)	23,061
Carry forward general activity (UDA)	0
18/19 Contracted orthodontic activity (UOA)	0
Carry forward orthodontic activity (UOA)	0
Baseline contract value	£547,968.66

ACCESS*

Patients seen in 24 months	Total	Change since previous quarter
Quarter ending September 2017	7,274	
Quarter ending December 2017	7,227	→
Quarter ending March 2018	7,157	→
Quarter ending June 2018	7,303	↑
Quarter ending September 2018	7,282	→
Variance since September 2017	0.1%	→



ACTIVITY



Month	Adjusted Scheduled Activity (UDA)	
	2018	2019
April	-1,145	310
May	159	1,258
June	1,126	2,053
July	3,289	3,138
August	4,810	4,310
September	6,279	5,293
October	7,740	
November	9,480	
December	11,179	
January	12,399	
February	13,587	
March	14,725	
April	17,325	
May	17,962	
June	18,745	

QUALITY

	Quantity	Base Number	Contract	AT	Region	England
% of FP17s for the same patient ID Re-attending within 3 months - Children	77	1,205	6.4%	9.8%	11.4%	11.6%
% of FP17s for the same patient ID Re-attending within 3 months - Adults	677	4,118	16.4%	14.7%	15.0%	15.5%
% of FP17s for the same patient ID Re-attending between 3 & 9 months - Children	731	1,205	60.7%	52.8%	59.9%	58.8%
% of FP17s for the same patient ID Re-attending between 3 & 9 months - Adults	2,356	4,118	57.2%	48.0%	52.0%	51.1%
% of FP17s for Band 1 Urgent Courses	293	3,271	9.0%	8.0%	8.0%	9.0%
% of FP17s Relating to Free Repair or Replacements	36	3,271	1.1%	0.7%	0.8%	0.8%
% of FP17s Relating to Continuations	100	3,271	3.1%	0.8%	0.9%	0.9%
% of Patients satisfied with the dentistry they have received	8	8	N/A	92.8%	93.5%	93.3%
% of Patients satisfied with the time they had to wait for an appointment	8	8	N/A	89.7%	89.1%	88.9%

* This is based on patients treated on this contract for their most recent course of treatment. Figures in italics indicate the base number of FP17s or Patient Questionnaire responses are less than 100. N/A is shown where the base number of responses is less than 10 during the period. % is calculated as Quantity/Base number*100

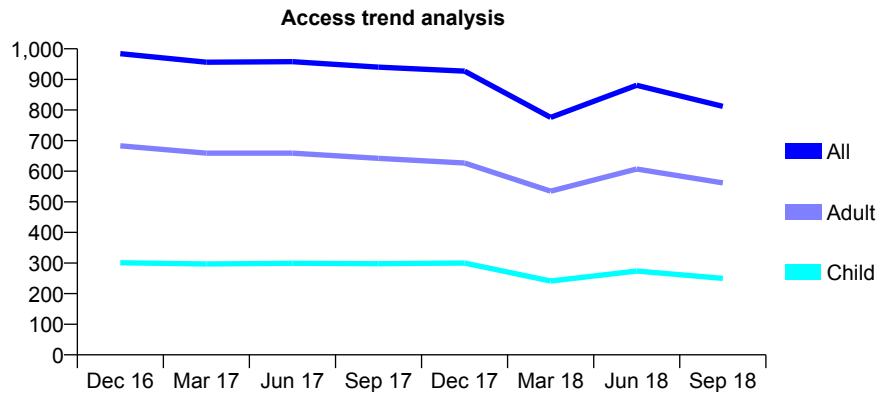
Q54 - Vital Signs At a Glance Contract Report for 769258/0002 - September 2018

Name or company name	MR S TALWAR
Contract type name	GDS Contract
Purpose of contract	General
Contract start date	01/04/2006
Contract end date	

18/19 Contracted general activity (UDA)	4,660
Carry forward general activity (UDA)	0
18/19 Contracted orthodontic activity (UOA)	0
Carry forward orthodontic activity (UOA)	0
Baseline contract value	£111,367.23

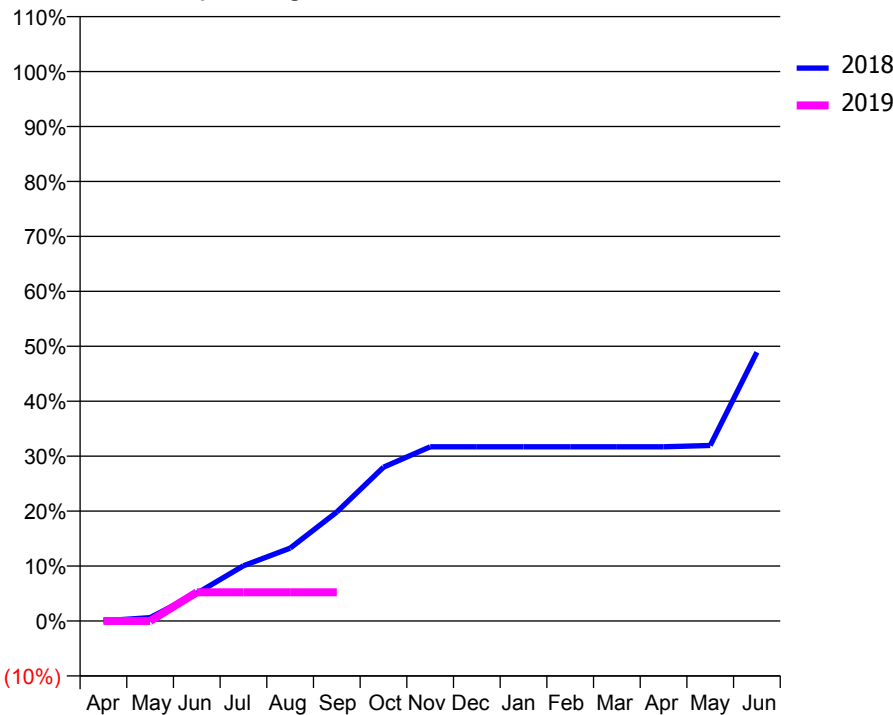
ACCESS*

Patients seen in 24 months	Total	Change since previous quarter
Quarter ending September 2017	940	
Quarter ending December 2017	927	↓
Quarter ending March 2018	776	↓
Quarter ending June 2018	881	↑
Quarter ending September 2018	812	↓
Variance since September 2017	(13.6%)	↓



ACTIVITY

Cumulative percentage of contracted UDA delivered 2018 & 2019



Adjusted Scheduled Activity (UDA)		
Month	2018	2019
April	2	0
May	29	0
June	234	243
July	469	243
August	618	243
September	924	243
October	1,304	
November	1,478	
December	1,477	
January	1,477	
February	1,477	
March	1,477	
April	1,477	
May	1,489	
June	2,279	

QUALITY

	Quantity	Base Number	Contract	AT	Region	England
% of FP17s for the same patient ID Re-attending within 3 months - Children	24	190	12.6%	9.8%	11.4%	11.6%
% of FP17s for the same patient ID Re-attending within 3 months - Adults	122	479	25.5%	14.7%	15.0%	15.5%
% of FP17s for the same patient ID Re-attending between 3 & 9 months - Children	92	190	48.4%	52.8%	59.9%	58.8%
% of FP17s for the same patient ID Re-attending between 3 & 9 months - Adults	201	479	42.0%	48.0%	52.0%	51.1%
% of FP17s for Band 1 Urgent Courses	6	143	4.2%	8.0%	8.0%	9.0%
% of FP17s Relating to Free Repair or Replacements	1	143	0.7%	0.7%	0.8%	0.8%
% of FP17s Relating to Continuations	1	143	0.7%	0.8%	0.9%	0.9%
% of Patients satisfied with the dentistry they have received	0	0	N/A	92.8%	93.5%	93.3%
% of Patients satisfied with the time they had to wait for an appointment	0	0	N/A	89.7%	89.1%	88.9%

* This is based on patients treated on this contract for their most recent course of treatment. Figures in italics indicate the base number of FP17s or Patient Questionnaire responses are less than 100. N/A is shown where the base number of responses is less than 10 during the period. % is calculated as Quantity/Base number*100

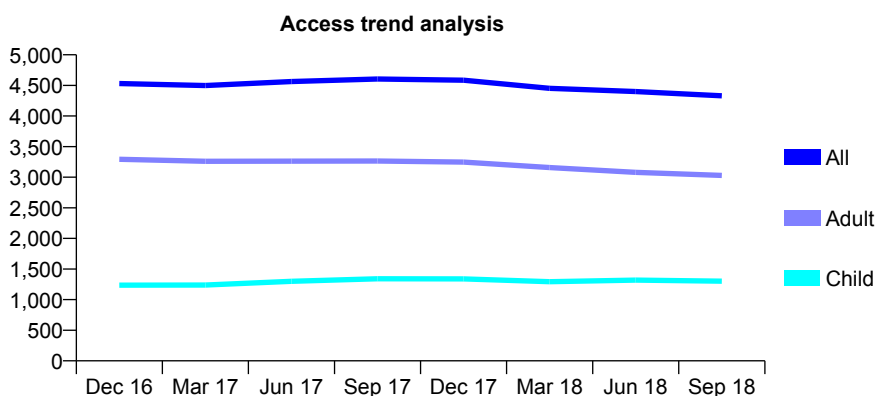
Q54 - Vital Signs At a Glance Contract Report for 769827/0001 - September 2018

Name or company name	MR A HUSSAIN
Contract type name	GDS Contract
Purpose of contract	General
Contract start date	01/04/2006
Contract end date	

18/19 Contracted general activity (UDA)	10,369
Carry forward general activity (UDA)	-207
18/19 Contracted orthodontic activity (UOA)	0
Carry forward orthodontic activity (UOA)	0
Baseline contract value	£255,390.54

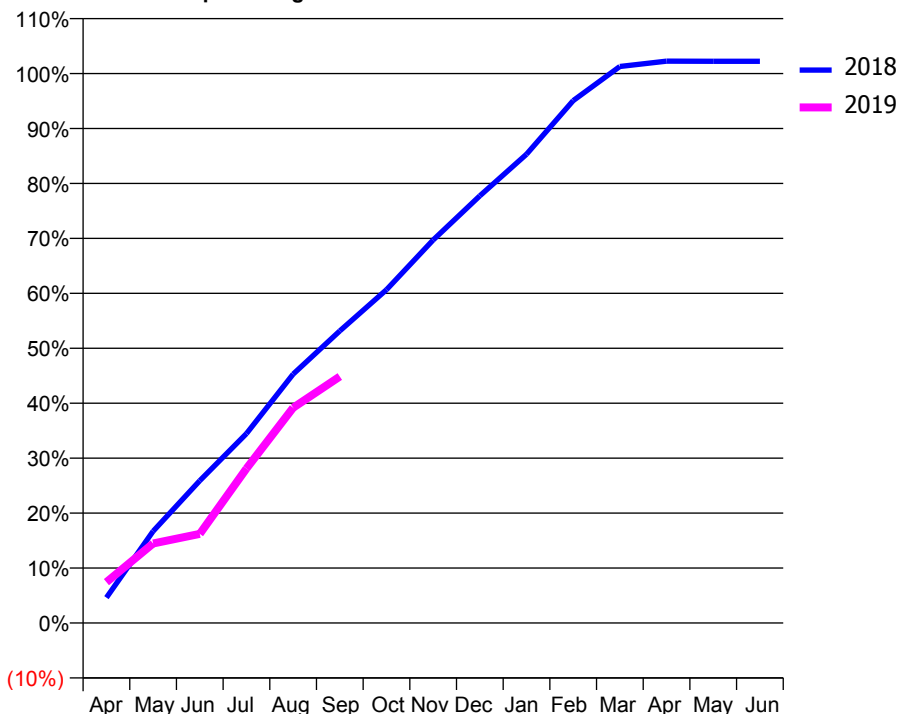
ACCESS*

Patients seen in 24 months	Total	Change since previous quarter
Quarter ending September 2017	4,604	
Quarter ending December 2017	4,586	→
Quarter ending March 2018	4,452	↓
Quarter ending June 2018	4,399	↓
Quarter ending September 2018	4,331	↓
Variance since September 2017	(5.9%)	↓



ACTIVITY

Cumulative percentage of contracted UDA delivered 2018 & 2019



Month	Adjusted Scheduled Activity (UDA)	
	2018	2019
April	478	771
May	1,733	1,501
June	2,687	1,682
July	3,575	2,916
August	4,695	4,062
September	5,512	4,652
October	6,288	
November	7,229	
December	8,060	
January	8,847	
February	9,858	
March	10,502	
April	10,602	
May	10,601	
June	10,601	

QUALITY

	Quantity	Base Number	Contract	AT	Region	England
% of FP17s for the same patient ID Re-attending within 3 months - Children	42	753	5.6%	9.8%	11.4%	11.6%
% of FP17s for the same patient ID Re-attending within 3 months - Adults	233	1,500	15.5%	14.7%	15.0%	15.5%
% of FP17s for the same patient ID Re-attending between 3 & 9 months - Children	264	753	35.1%	52.8%	59.9%	58.8%
% of FP17s for the same patient ID Re-attending between 3 & 9 months - Adults	535	1,500	35.7%	48.0%	52.0%	51.1%
% of FP17s for Band 1 Urgent Courses	236	1,823	12.9%	8.0%	8.0%	9.0%
% of FP17s Relating to Free Repair or Replacements	48	1,823	2.6%	0.7%	0.8%	0.8%
% of FP17s Relating to Continuations	4	1,823	0.2%	0.8%	0.9%	0.9%
% of Patients satisfied with the dentistry they have received	1	1	N/A	92.8%	93.5%	93.3%
% of Patients satisfied with the time they had to wait for an appointment	0	1	N/A	89.7%	89.1%	88.9%

* This is based on patients treated on this contract for their most recent course of treatment. Figures in italics indicate the base number of FP17s or Patient Questionnaire responses are less than 100. N/A is shown where the base number of responses is less than 10 during the period. % is calculated as Quantity/Base number*100

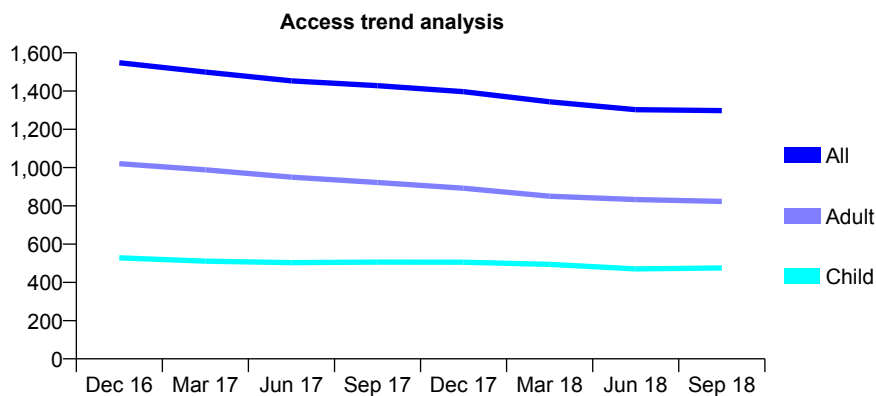
Q54 - Vital Signs At a Glance Contract Report for 769827/0002 - September 2018

Name or company name	MR A HUSSAIN
Contract type name	GDS Contract
Purpose of contract	General
Contract start date	01/11/2010
Contract end date	

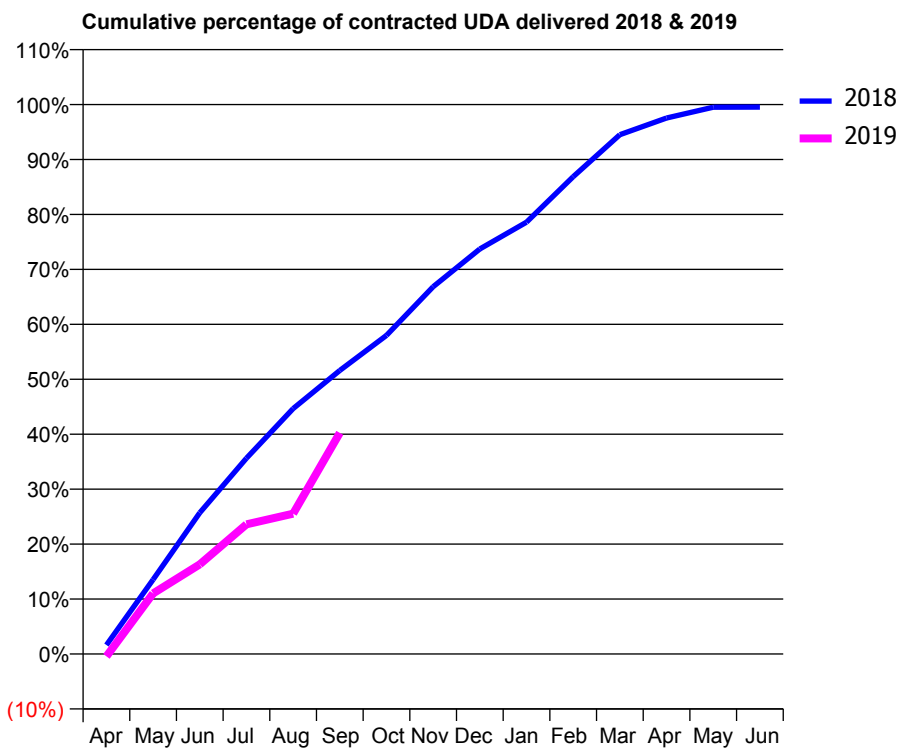
18/19 Contracted general activity (UDA)	3,564
Carry forward general activity (UDA)	16
18/19 Contracted orthodontic activity (UOA)	0
Carry forward orthodontic activity (UOA)	0
Baseline contract value	£92,141.91

ACCESS*

Patients seen in 24 months	Total	Change since previous quarter
Quarter ending September 2017	1,428	
Quarter ending December 2017	1,397	↓
Quarter ending March 2018	1,344	↓
Quarter ending June 2018	1,303	↓
Quarter ending September 2018	1,298	→
Variance since September 2017	(9.1%)	↓



ACTIVITY



Adjusted Scheduled Activity (UDA)		
Month	2018	2019
April	58	-16
May	483	393
June	916	582
July	1,270	841
August	1,591	910
September	1,839	1,435
October	2,067	
November	2,382	
December	2,627	
January	2,801	
February	3,096	
March	3,368	
April	3,477	
May	3,546	
June	3,547	

QUALITY

	Quantity	Base Number	Contract	AT	Region	England
% of FP17s for the same patient ID Re-attending within 3 months - Children	12	220	5.5%	9.8%	11.4%	11.6%
% of FP17s for the same patient ID Re-attending within 3 months - Adults	40	376	10.6%	14.7%	15.0%	15.5%
% of FP17s for the same patient ID Re-attending between 3 & 9 months - Children	77	220	35.0%	52.8%	59.9%	58.8%
% of FP17s for the same patient ID Re-attending between 3 & 9 months - Adults	130	376	34.6%	48.0%	52.0%	51.1%
% of FP17s for Band 1 Urgent Courses	45	520	8.7%	8.0%	8.0%	9.0%
% of FP17s Relating to Free Repair or Replacements	12	520	2.3%	0.7%	0.8%	0.8%
% of FP17s Relating to Continuations	0	520	0.0%	0.8%	0.9%	0.9%
% of Patients satisfied with the dentistry they have received	0	0	N/A	92.8%	93.5%	93.3%
% of Patients satisfied with the time they had to wait for an appointment	0	0	N/A	89.7%	89.1%	88.9%

* This is based on patients treated on this contract for their most recent course of treatment. Figures in italics indicate the base number of FP17s or Patient Questionnaire responses are less than 100. N/A is shown where the base number of responses is less than 10 during the period. % is calculated as Quantity/Base number*100

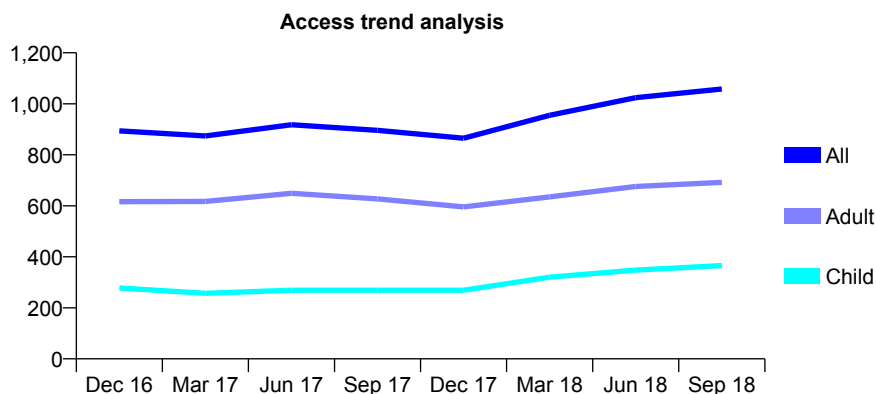
Q54 - Vital Signs At a Glance Contract Report for 769827/0003 - September 2018

Name or company name	MR A HUSSAIN
Contract type name	GDS Contract
Purpose of contract	General
Contract start date	09/11/2012
Contract end date	

18/19 Contracted general activity (UDA)	2,224
Carry forward general activity (UDA)	-6
18/19 Contracted orthodontic activity (UOA)	0
Carry forward orthodontic activity (UOA)	0
Baseline contract value	£57,086.42

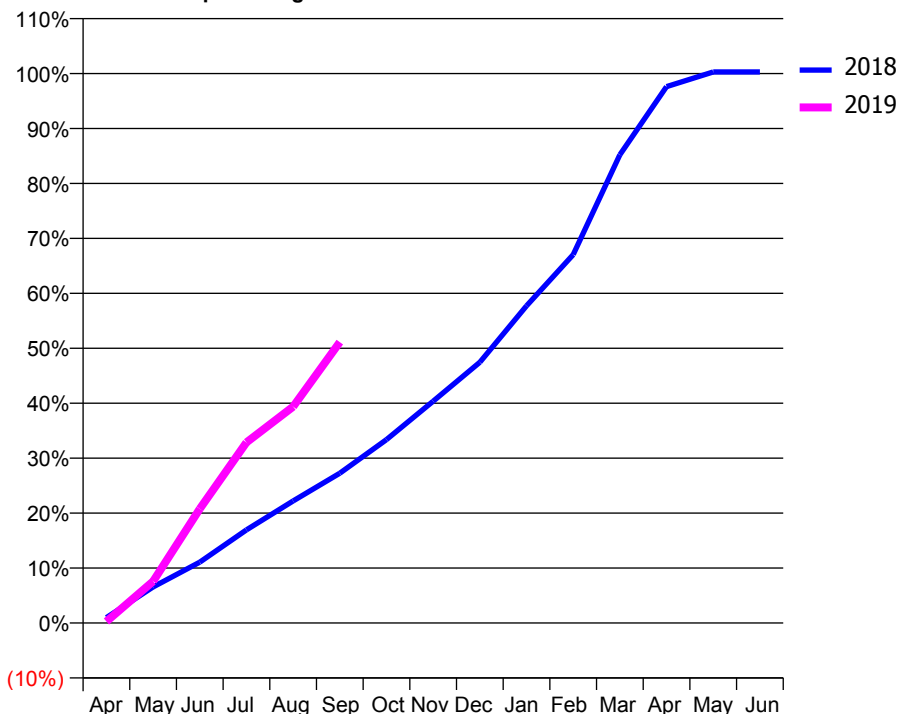
ACCESS*

Patients seen in 24 months	Total	Change since previous quarter
Quarter ending September 2017	896	
Quarter ending December 2017	865	↓
Quarter ending March 2018	955	↑
Quarter ending June 2018	1,024	↑
Quarter ending September 2018	1,058	↑
Variance since September 2017	18.1%	↑



ACTIVITY

Cumulative percentage of contracted UDA delivered 2018 & 2019



Month	Adjusted Scheduled Activity (UDA)	
	2018	2019
April	22	6
May	146	169
June	247	462
July	377	731
August	494	876
September	607	1,137
October	742	
November	898	
December	1,056	
January	1,283	
February	1,491	
March	1,895	
April	2,171	
May	2,230	
June	2,230	

QUALITY

	Quantity	Base Number	Contract	AT	Region	England
% of FP17s for the same patient ID Re-attending within 3 months - Children	14	203	6.9%	9.8%	11.4%	11.6%
% of FP17s for the same patient ID Re-attending within 3 months - Adults	35	350	10.0%	14.7%	15.0%	15.5%
% of FP17s for the same patient ID Re-attending between 3 & 9 months - Children	61	203	30.0%	52.8%	59.9%	58.8%
% of FP17s for the same patient ID Re-attending between 3 & 9 months - Adults	86	350	24.6%	48.0%	52.0%	51.1%
% of FP17s for Band 1 Urgent Courses	22	434	5.1%	8.0%	8.0%	9.0%
% of FP17s Relating to Free Repair or Replacements	0	434	0.0%	0.7%	0.8%	0.8%
% of FP17s Relating to Continuations	4	434	0.9%	0.8%	0.9%	0.9%
% of Patients satisfied with the dentistry they have received	0	0	N/A	92.8%	93.5%	93.3%
% of Patients satisfied with the time they had to wait for an appointment	0	0	N/A	89.7%	89.1%	88.9%

* This is based on patients treated on this contract for their most recent course of treatment. Figures in italics indicate the base number of FP17s or Patient Questionnaire responses are less than 100. N/A is shown where the base number of responses is less than 10 during the period. % is calculated as Quantity/Base number*100

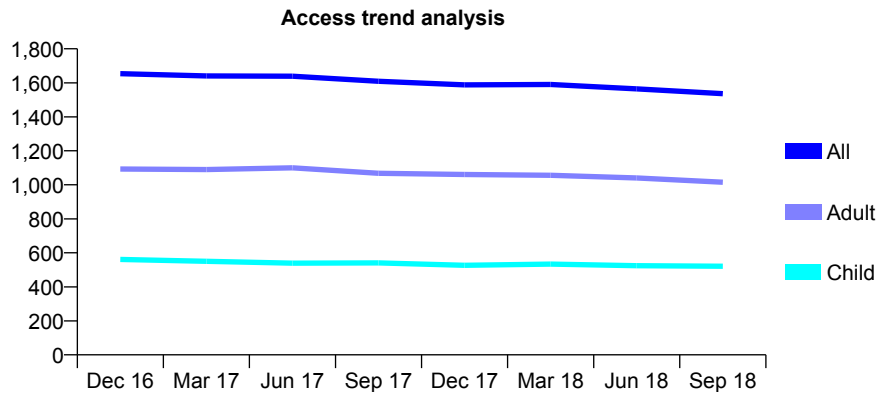
Q54 - Vital Signs At a Glance Contract Report for 769967/0004 - September 2018

Name or company name	MR MA TAI
Contract type name	GDS Contract
Purpose of contract	General
Contract start date	01/04/2012
Contract end date	

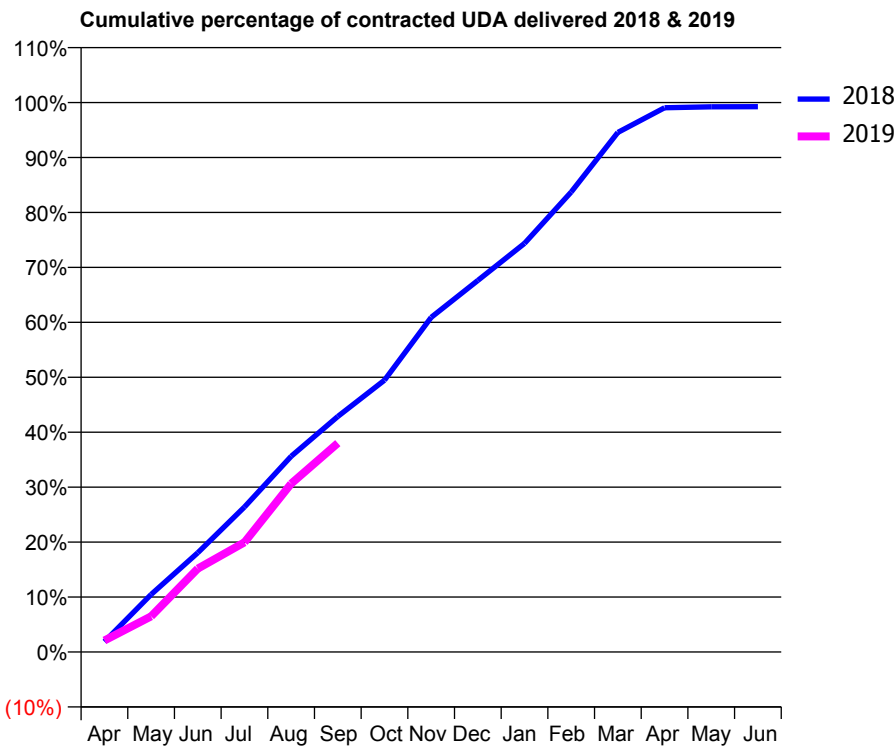
18/19 Contracted general activity (UDA)	4,402
Carry forward general activity (UDA)	33
18/19 Contracted orthodontic activity (UOA)	0
Carry forward orthodontic activity (UOA)	0
Baseline contract value	£116,873.36

ACCESS*

Patients seen in 24 months	Total	Change since previous quarter
Quarter ending September 2017	1,609	
Quarter ending December 2017	1,588	↓
Quarter ending March 2018	1,590	→
Quarter ending June 2018	1,564	↓
Quarter ending September 2018	1,536	↓
Variance since September 2017	(4.5%)	↓



ACTIVITY



Adjusted Scheduled Activity (UDA)		
Month	2018	2019
April	83	92
May	461	286
June	795	668
July	1,162	878
August	1,568	1,348
September	1,887	1,674
October	2,178	
November	2,680	
December	2,977	
January	3,273	
February	3,685	
March	4,163	
April	4,360	
May	4,368	
June	4,369	

QUALITY

	Quantity	Base Number	Contract	AT	Region	England
% of FP17s for the same patient ID Re-attending within 3 months - Children	15	356	4.2%	9.8%	11.4%	11.6%
% of FP17s for the same patient ID Re-attending within 3 months - Adults	107	633	16.9%	14.7%	15.0%	15.5%
% of FP17s for the same patient ID Re-attending between 3 & 9 months - Children	213	356	59.8%	52.8%	59.9%	58.8%
% of FP17s for the same patient ID Re-attending between 3 & 9 months - Adults	335	633	52.9%	48.0%	52.0%	51.1%
% of FP17s for Band 1 Urgent Courses	69	914	7.5%	8.0%	8.0%	9.0%
% of FP17s Relating to Free Repair or Replacements	13	914	1.4%	0.7%	0.8%	0.8%
% of FP17s Relating to Continuations	17	914	1.9%	0.8%	0.9%	0.9%
% of Patients satisfied with the dentistry they have received	0	0	N/A	92.8%	93.5%	93.3%
% of Patients satisfied with the time they had to wait for an appointment	0	0	N/A	89.7%	89.1%	88.9%

* This is based on patients treated on this contract for their most recent course of treatment. Figures in italics indicate the base number of FP17s or Patient Questionnaire responses are less than 100. N/A is shown where the base number of responses is less than 10 during the period. % is calculated as Quantity/Base number*100

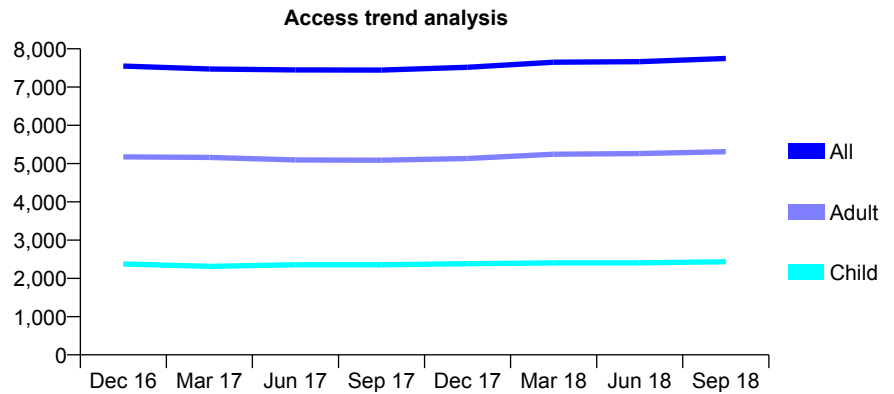
Q54 - Vital Signs At a Glance Contract Report for 770728/0001 - September 2018

Name or company name	MR TS JHEETA
Contract type name	GDS Contract
Purpose of contract	General
Contract start date	01/04/2006
Contract end date	

18/19 Contracted general activity (UDA)	20,291
Carry forward general activity (UDA)	203
18/19 Contracted orthodontic activity (UOA)	0
Carry forward orthodontic activity (UOA)	0
Baseline contract value	£571,454.30

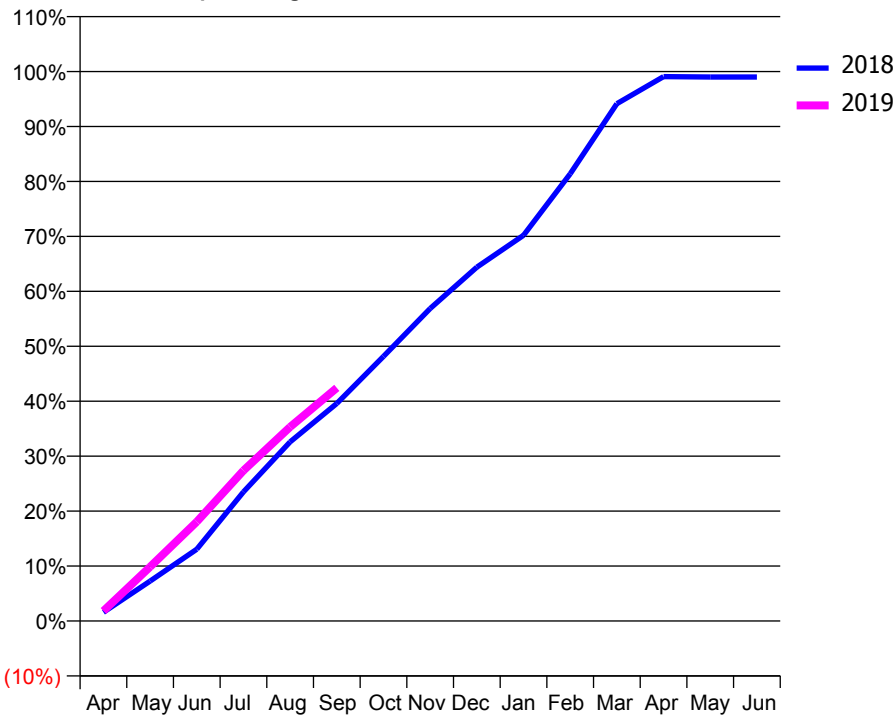
ACCESS*

Patients seen in 24 months	Total	Change since previous quarter
Quarter ending September 2017	7,445	
Quarter ending December 2017	7,518	→
Quarter ending March 2018	7,651	→
Quarter ending June 2018	7,663	→
Quarter ending September 2018	7,748	→
Variance since September 2017	4.1%	↑



ACTIVITY

Cumulative percentage of contracted UDA delivered 2018 & 2019



Month	Adjusted Scheduled Activity (UDA)	
	2018	2019
April	320	370
May	1,477	2,002
June	2,653	3,665
July	4,771	5,558
August	6,617	7,168
September	8,032	8,610
October	9,770	
November	11,540	
December	13,066	
January	14,245	
February	16,514	
March	19,101	
April	20,101	
May	20,087	
June	20,087	

QUALITY

	Quantity	Base Number	Contract	AT	Region	England
% of FP17s for the same patient ID Re-attending within 3 months - Children	86	1,789	4.8%	9.8%	11.4%	11.6%
% of FP17s for the same patient ID Re-attending within 3 months - Adults	328	3,470	9.5%	14.7%	15.0%	15.5%
% of FP17s for the same patient ID Re-attending between 3 & 9 months - Children	1,143	1,789	63.9%	52.8%	59.9%	58.8%
% of FP17s for the same patient ID Re-attending between 3 & 9 months - Adults	2,001	3,470	57.7%	48.0%	52.0%	51.1%
% of FP17s for Band 1 Urgent Courses	298	4,579	6.5%	8.0%	8.0%	9.0%
% of FP17s Relating to Free Repair or Replacements	29	4,579	0.6%	0.7%	0.8%	0.8%
% of FP17s Relating to Continuations	22	4,579	0.5%	0.8%	0.9%	0.9%
% of Patients satisfied with the dentistry they have received	0	1	N/A	92.8%	93.5%	93.3%
% of Patients satisfied with the time they had to wait for an appointment	1	1	N/A	89.7%	89.1%	88.9%

* This is based on patients treated on this contract for their most recent course of treatment. Figures in italics indicate the base number of FP17s or Patient Questionnaire responses are less than 100. N/A is shown where the base number of responses is less than 10 during the period. % is calculated as Quantity/Base number*100

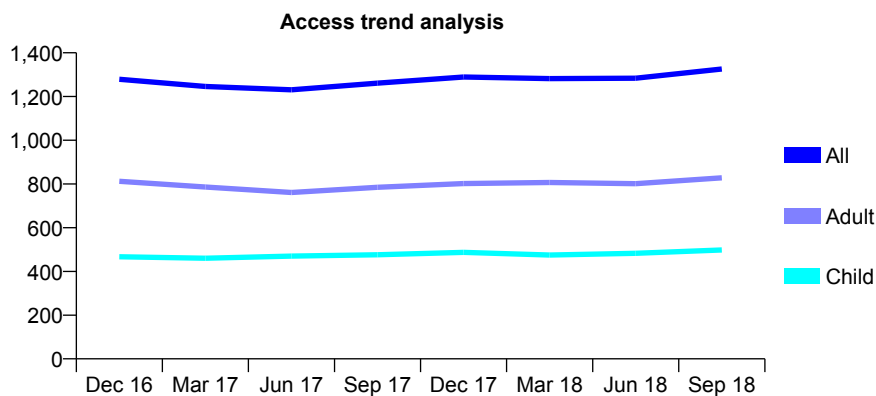
Q54 - Vital Signs At a Glance Contract Report for 776432/0001 - September 2018

Name or company name	MRS AN ARSHAD
Contract type name	GDS Contract
Purpose of contract	General
Contract start date	01/04/2006
Contract end date	

18/19 Contracted general activity (UDA)	3,806
Carry forward general activity (UDA)	-9
18/19 Contracted orthodontic activity (UOA)	0
Carry forward orthodontic activity (UOA)	0
Baseline contract value	£94,665.96

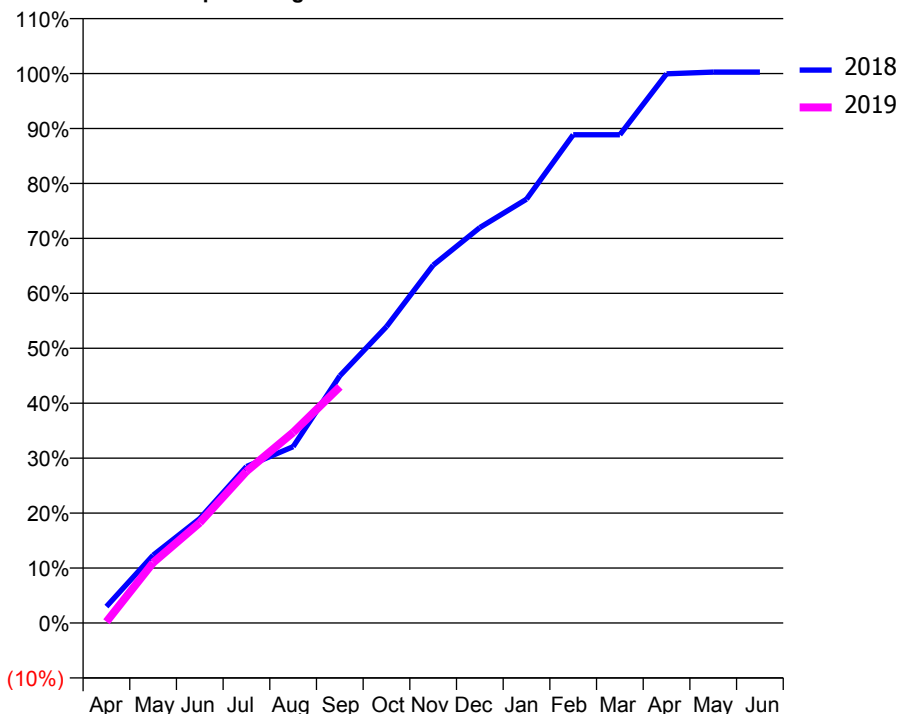
ACCESS*

Patients seen in 24 months	Total	Change since previous quarter
Quarter ending September 2017	1,261	
Quarter ending December 2017	1,289	↑
Quarter ending March 2018	1,282	→
Quarter ending June 2018	1,284	→
Quarter ending September 2018	1,326	↑
Variance since September 2017	5.2%	↑



ACTIVITY

Cumulative percentage of contracted UDA delivered 2018 & 2019



Adjusted Scheduled Activity (UDA)

Month	2018	2019
April	114	9
May	470	418
June	723	695
July	1,084	1,051
August	1,221	1,320
September	1,712	1,636
October	2,053	
November	2,478	
December	2,739	
January	2,935	
February	3,382	
March	3,382	
April	3,803	
May	3,815	
June	3,815	

QUALITY

	Quantity	Base Number	Contract	AT	Region	England
% of FP17s for the same patient ID Re-attending within 3 months - Children	22	415	5.3%	9.8%	11.4%	11.6%
% of FP17s for the same patient ID Re-attending within 3 months - Adults	49	603	8.1%	14.7%	15.0%	15.5%
% of FP17s for the same patient ID Re-attending between 3 & 9 months - Children	217	415	52.3%	52.8%	59.9%	58.8%
% of FP17s for the same patient ID Re-attending between 3 & 9 months - Adults	341	603	56.6%	48.0%	52.0%	51.1%
% of FP17s for Band 1 Urgent Courses	44	815	5.4%	8.0%	8.0%	9.0%
% of FP17s Relating to Free Repair or Replacements	0	815	0.0%	0.7%	0.8%	0.8%
% of FP17s Relating to Continuations	11	815	1.3%	0.8%	0.9%	0.9%
% of Patients satisfied with the dentistry they have received	1	1	N/A	92.8%	93.5%	93.3%
% of Patients satisfied with the time they had to wait for an appointment	1	1	N/A	89.7%	89.1%	88.9%

* This is based on patients treated on this contract for their most recent course of treatment. Figures in italics indicate the base number of FP17s or Patient Questionnaire responses are less than 100. N/A is shown where the base number of responses is less than 10 during the period. % is calculated as Quantity/Base number*100

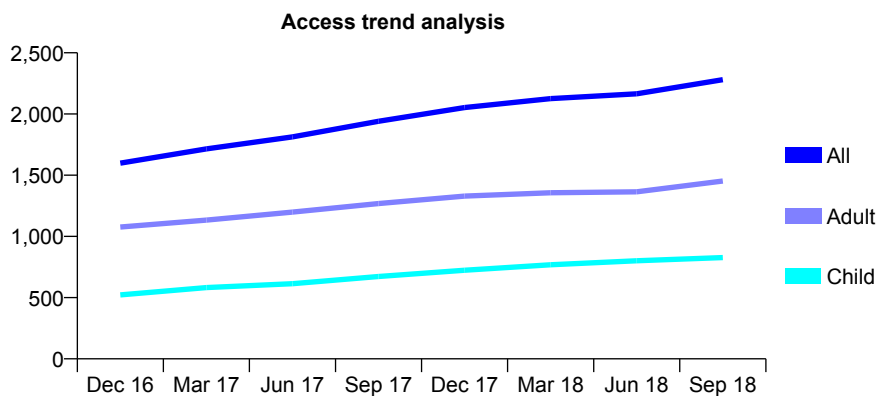
Q54 - Vital Signs At a Glance Contract Report for 786837/0003 - September 2018

Name or company name	Mr W Tam & Miss F Rehman
Contract type name	GDS Contract
Purpose of contract	General
Contract start date	01/10/2014
Contract end date	

18/19 Contracted general activity (UDA)	7,265
Carry forward general activity (UDA)	-54
18/19 Contracted orthodontic activity (UOA)	0
Carry forward orthodontic activity (UOA)	0
Baseline contract value	£184,401.09

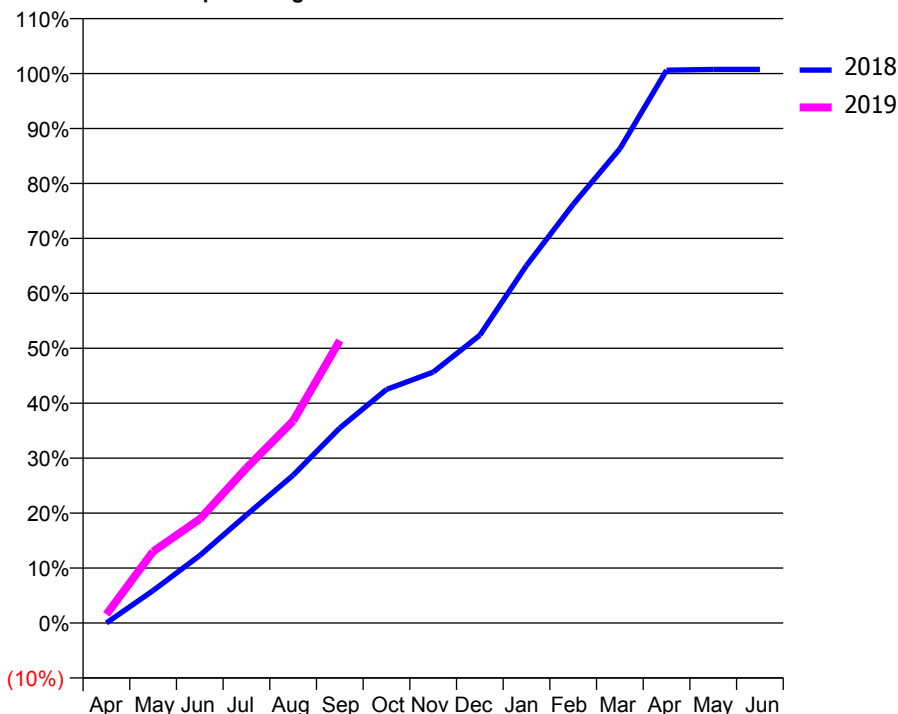
ACCESS*

Patients seen in 24 months	Total	Change since previous quarter
Quarter ending September 2017	1,941	
Quarter ending December 2017	2,053	↑
Quarter ending March 2018	2,126	↑
Quarter ending June 2018	2,165	→
Quarter ending September 2018	2,280	↑
Variance since September 2017	17.5%	↑



ACTIVITY

Cumulative percentage of contracted UDA delivered 2018 & 2019



Month	Adjusted Scheduled Activity (UDA)	
	2018	2019
April	0	113
May	429	946
June	894	1,375
July	1,428	2,049
August	1,953	2,671
September	2,579	3,735
October	3,087	
November	3,317	
December	3,806	
January	4,727	
February	5,534	
March	6,271	
April	7,308	
May	7,319	
June	7,319	

QUALITY

	Quantity	Base Number	Contract	AT	Region	England
% of FP17s for the same patient ID Re-attending within 3 months - Children	36	455	7.9%	9.8%	11.4%	11.6%
% of FP17s for the same patient ID Re-attending within 3 months - Adults	177	868	20.4%	14.7%	15.0%	15.5%
% of FP17s for the same patient ID Re-attending between 3 & 9 months - Children	155	455	34.1%	52.8%	59.9%	58.8%
% of FP17s for the same patient ID Re-attending between 3 & 9 months - Adults	233	868	26.8%	48.0%	52.0%	51.1%
% of FP17s for Band 1 Urgent Courses	151	1,113	13.6%	8.0%	8.0%	9.0%
% of FP17s Relating to Free Repair or Replacements	37	1,113	3.3%	0.7%	0.8%	0.8%
% of FP17s Relating to Continuations	15	1,113	1.3%	0.8%	0.9%	0.9%
% of Patients satisfied with the dentistry they have received	0	0	N/A	92.8%	93.5%	93.3%
% of Patients satisfied with the time they had to wait for an appointment	0	0	N/A	89.7%	89.1%	88.9%

* This is based on patients treated on this contract for their most recent course of treatment. Figures in italics indicate the base number of FP17s or Patient Questionnaire responses are less than 100. N/A is shown where the base number of responses is less than 10 during the period. % is calculated as Quantity/Base number*100

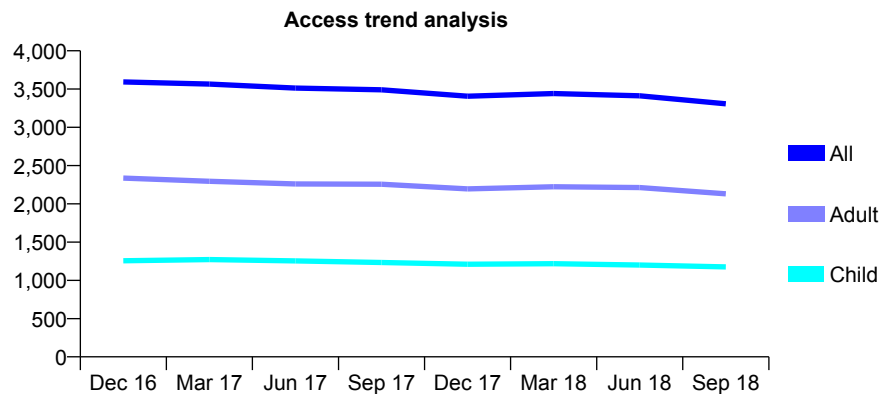
Q54 - Vital Signs At a Glance Contract Report for 804274/0001 - September 2018

Name or company name	MR MC REECE
Contract type name	GDS Contract
Purpose of contract	General
Contract start date	01/04/2006
Contract end date	

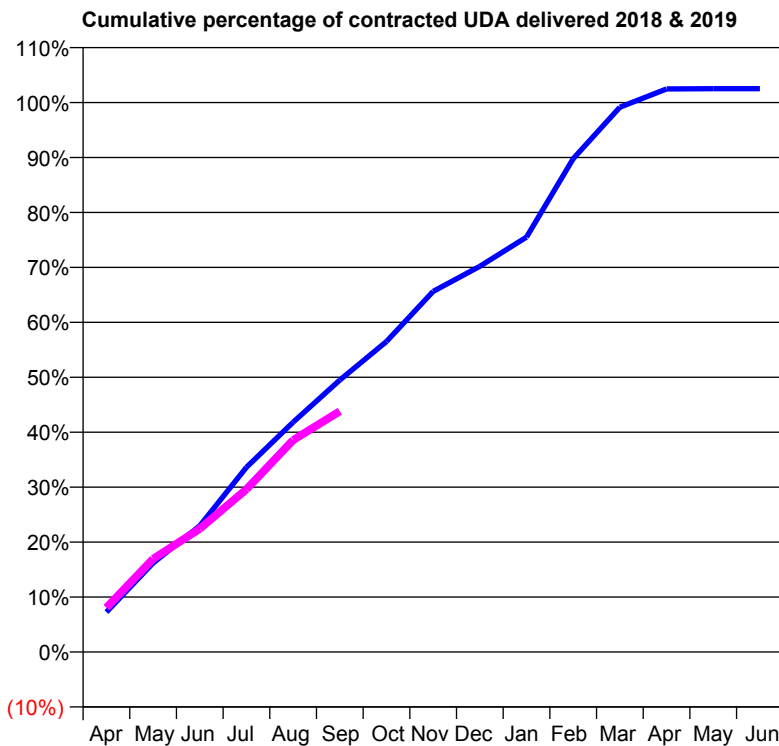
18/19 Contracted general activity (UDA)	8,745
Carry forward general activity (UDA)	-174
18/19 Contracted orthodontic activity (UOA)	0
Carry forward orthodontic activity (UOA)	0
Baseline contract value	£190,625.01

ACCESS*

Patients seen in 24 months	Total	Change since previous quarter
Quarter ending September 2017	3,490	
Quarter ending December 2017	3,407	↓
Quarter ending March 2018	3,441	→
Quarter ending June 2018	3,412	→
Quarter ending September 2018	3,307	↓
Variance since September 2017	(5.2%)	↓



ACTIVITY



Adjusted Scheduled Activity (UDA)		
Month	2018	2019
April	636	706
May	1,416	1,481
June	2,008	1,962
July	2,941	2,589
August	3,658	3,372
September	4,329	3,832
October	4,941	
November	5,740	
December	6,138	
January	6,603	
February	7,851	
March	8,670	
April	8,961	
May	8,965	
June	8,964	

QUALITY

	Quantity	Base Number	Contract	AT	Region	England
% of FP17s for the same patient ID Re-attending within 3 months - Children	44	912	4.8%	9.8%	11.4%	11.6%
% of FP17s for the same patient ID Re-attending within 3 months - Adults	165	1,581	10.4%	14.7%	15.0%	15.5%
% of FP17s for the same patient ID Re-attending between 3 & 9 months - Children	651	912	71.4%	52.8%	59.9%	58.8%
% of FP17s for the same patient ID Re-attending between 3 & 9 months - Adults	1,110	1,581	70.2%	48.0%	52.0%	51.1%
% of FP17s for Band 1 Urgent Courses	105	2,319	4.5%	8.0%	8.0%	9.0%
% of FP17s Relating to Free Repair or Replacements	16	2,319	0.7%	0.7%	0.8%	0.8%
% of FP17s Relating to Continuations	6	2,319	0.3%	0.8%	0.9%	0.9%
% of Patients satisfied with the dentistry they have received	2	2	N/A	92.8%	93.5%	93.3%
% of Patients satisfied with the time they had to wait for an appointment	1	2	N/A	89.7%	89.1%	88.9%

* This is based on patients treated on this contract for their most recent course of treatment. Figures in italics indicate the base number of FP17s or Patient Questionnaire responses are less than 100. N/A is shown where the base number of responses is less than 10 during the period. % is calculated as Quantity/Base number*100

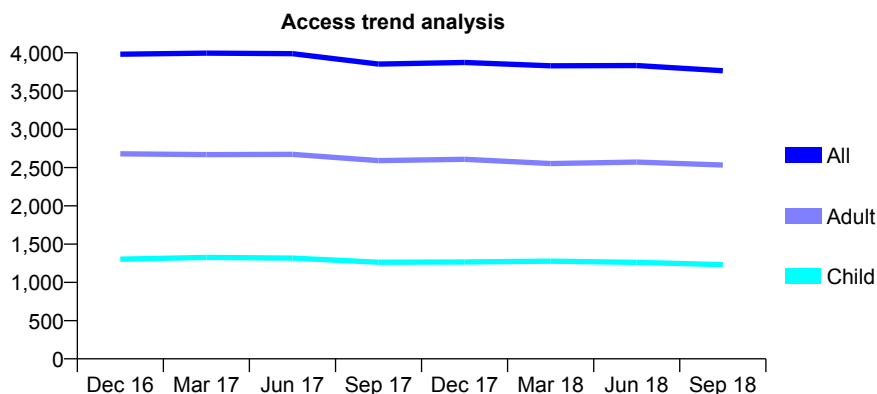
Q54 - Vital Signs At a Glance Contract Report for 804886/0001 - September 2018

Name or company name	Heathfield Dental Surgery
Contract type name	GDS Contract
Purpose of contract	General
Contract start date	01/04/2006
Contract end date	

18/19 Contracted general activity (UDA)	11,696
Carry forward general activity (UDA)	451
18/19 Contracted orthodontic activity (UOA)	0
Carry forward orthodontic activity (UOA)	0
Baseline contract value	£321,526.42

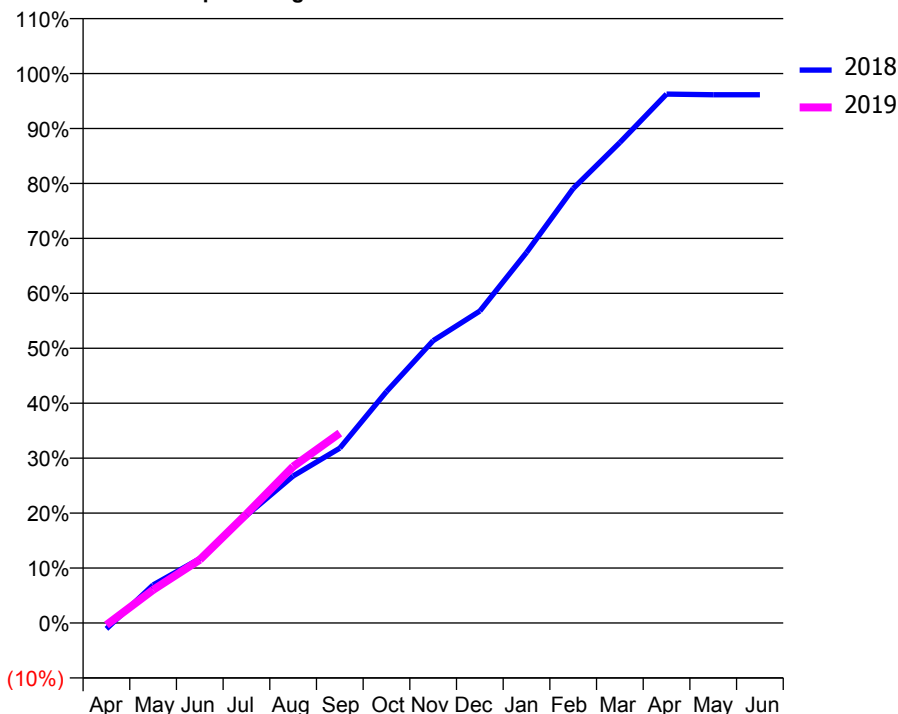
ACCESS*

Patients seen in 24 months	Total	Change since previous quarter
Quarter ending September 2017	3,853	
Quarter ending December 2017	3,874	→
Quarter ending March 2018	3,830	↓
Quarter ending June 2018	3,833	→
Quarter ending September 2018	3,765	↓
Variance since September 2017	(2.3%)	↓



ACTIVITY

Cumulative percentage of contracted UDA delivered 2018 & 2019



Month	Adjusted Scheduled Activity (UDA)	
	2018	2019
April	-125	-44
May	810	706
June	1,371	1,346
July	2,289	2,320
August	3,130	3,329
September	3,723	4,042
October	4,926	
November	6,010	
December	6,641	
January	7,886	
February	9,249	
March	10,228	
April	11,257	
May	11,245	
June	11,245	

QUALITY

	Quantity	Base Number	Contract	AT	Region	England
% of FP17s for the same patient ID Re-attending within 3 months - Children	62	663	9.4%	9.8%	11.4%	11.6%
% of FP17s for the same patient ID Re-attending within 3 months - Adults	283	1,400	20.2%	14.7%	15.0%	15.5%
% of FP17s for the same patient ID Re-attending between 3 & 9 months - Children	279	663	42.1%	52.8%	59.9%	58.8%
% of FP17s for the same patient ID Re-attending between 3 & 9 months - Adults	483	1,400	34.5%	48.0%	52.0%	51.1%
% of FP17s for Band 1 Urgent Courses	141	1,388	10.2%	8.0%	8.0%	9.0%
% of FP17s Relating to Free Repair or Replacements	14	1,388	1.0%	0.7%	0.8%	0.8%
% of FP17s Relating to Continuations	18	1,388	1.3%	0.8%	0.9%	0.9%
% of Patients satisfied with the dentistry they have received	1	1	N/A	92.8%	93.5%	93.3%
% of Patients satisfied with the time they had to wait for an appointment	1	1	N/A	89.7%	89.1%	88.9%

* This is based on patients treated on this contract for their most recent course of treatment. Figures in italics indicate the base number of FP17s or Patient Questionnaire responses are less than 100. N/A is shown where the base number of responses is less than 10 during the period. % is calculated as Quantity/Base number*100

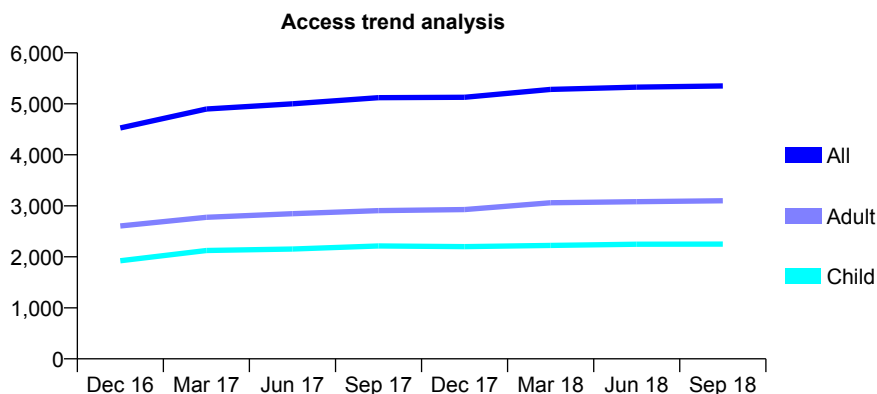
Q54 - Vital Signs At a Glance Contract Report for 804886/0002 - September 2018

Name or company name	Neachells Dental Clinic
Contract type name	GDS Contract
Purpose of contract	General
Contract start date	01/04/2006
Contract end date	

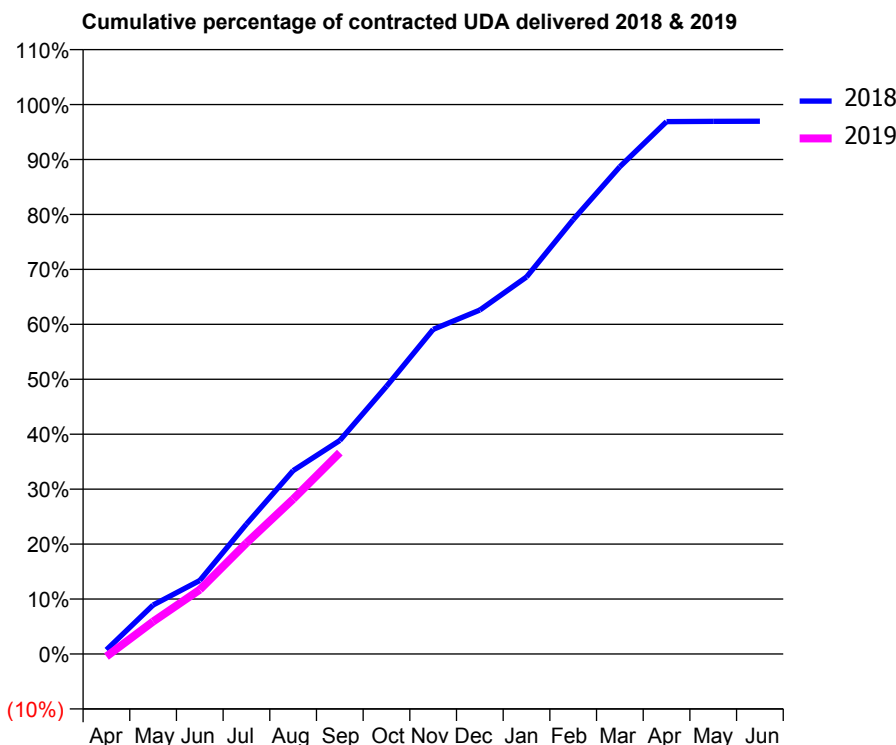
18/19 Contracted general activity (UDA)	18,497
Carry forward general activity (UDA)	564
18/19 Contracted orthodontic activity (UOA)	0
Carry forward orthodontic activity (UOA)	0
Baseline contract value	£477,858.19

ACCESS*

Patients seen in 24 months	Total	Change since previous quarter
Quarter ending September 2017	5,119	
Quarter ending December 2017	5,129	→
Quarter ending March 2018	5,283	↑
Quarter ending June 2018	5,327	→
Quarter ending September 2018	5,350	→
Variance since September 2017	4.5%	↑



ACTIVITY



Adjusted Scheduled Activity (UDA)		
Month	2018	2019
April	141	-87
May	1,651	1,091
June	2,476	2,164
July	4,374	3,737
August	6,173	5,212
September	7,191	6,781
October	9,013	
November	10,930	
December	11,578	
January	12,692	
February	14,624	
March	16,402	
April	17,922	
May	17,931	
June	17,932	

QUALITY

	Quantity	Base Number	Contract	AT	Region	England
% of FP17s for the same patient ID Re-attending within 3 months - Children	73	1,268	5.8%	9.8%	11.4%	11.6%
% of FP17s for the same patient ID Re-attending within 3 months - Adults	262	1,622	16.2%	14.7%	15.0%	15.5%
% of FP17s for the same patient ID Re-attending between 3 & 9 months - Children	598	1,268	47.2%	52.8%	59.9%	58.8%
% of FP17s for the same patient ID Re-attending between 3 & 9 months - Adults	629	1,622	38.8%	48.0%	52.0%	51.1%
% of FP17s for Band 1 Urgent Courses	227	2,595	8.7%	8.0%	8.0%	9.0%
% of FP17s Relating to Free Repair or Replacements	10	2,595	0.4%	0.7%	0.8%	0.8%
% of FP17s Relating to Continuations	49	2,595	1.9%	0.8%	0.9%	0.9%
% of Patients satisfied with the dentistry they have received	0	0	N/A	92.8%	93.5%	93.3%
% of Patients satisfied with the time they had to wait for an appointment	0	0	N/A	89.7%	89.1%	88.9%

* This is based on patients treated on this contract for their most recent course of treatment. Figures in italics indicate the base number of FP17s or Patient Questionnaire responses are less than 100. N/A is shown where the base number of responses is less than 10 during the period. % is calculated as Quantity/Base number*100

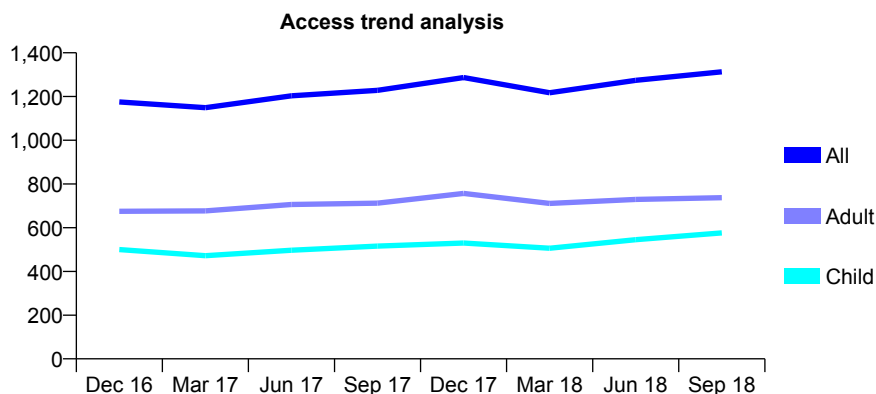
Q54 - Vital Signs At a Glance Contract Report for 812714/0001 - September 2018

Name or company name	A Kotadia & A Kotadia
Contract type name	GDS Contract
Purpose of contract	General
Contract start date	01/04/2006
Contract end date	

18/19 Contracted general activity (UDA)	2,151
Carry forward general activity (UDA)	-43
18/19 Contracted orthodontic activity (UOA)	0
Carry forward orthodontic activity (UOA)	0
Baseline contract value	£60,761.77

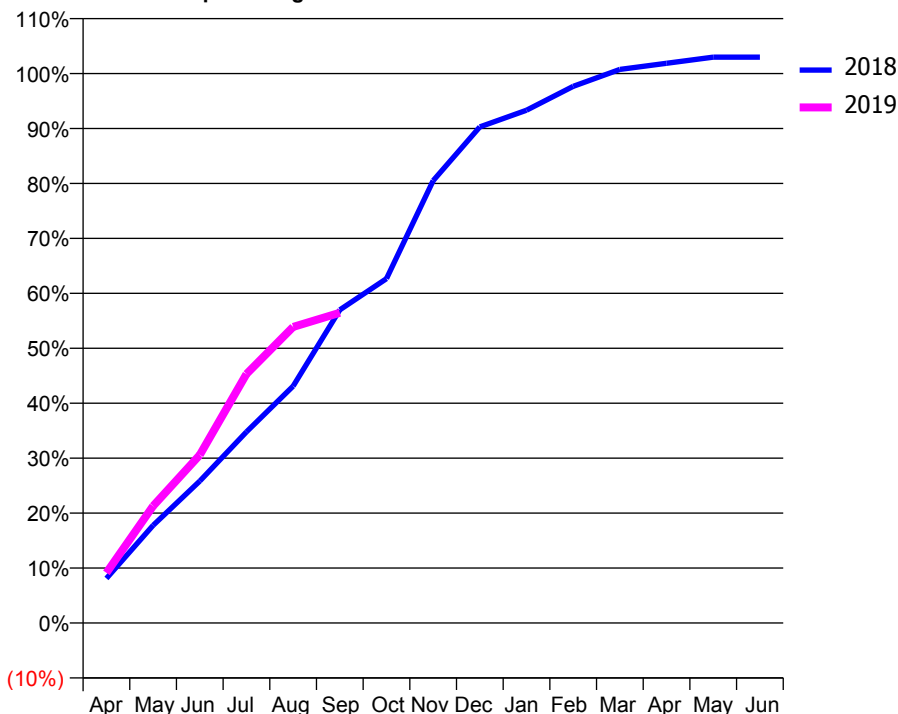
ACCESS*

Patients seen in 24 months	Total	Change since previous quarter
Quarter ending September 2017	1,228	
Quarter ending December 2017	1,287	↑
Quarter ending March 2018	1,217	↓
Quarter ending June 2018	1,274	↑
Quarter ending September 2018	1,313	↑
Variance since September 2017	6.9%	↑



ACTIVITY

Cumulative percentage of contracted UDA delivered 2018 & 2019



Adjusted Scheduled Activity (UDA)

Month	2018	2019
April	175	196
May	382	458
June	556	658
July	748	975
August	927	1,159
September	1,226	1,215
October	1,348	
November	1,732	
December	1,942	
January	2,007	
February	2,101	
March	2,167	
April	2,191	
May	2,215	
June	2,215	

QUALITY

	Quantity	Base Number	Contract	AT	Region	England
% of FP17s for the same patient ID Re-attending within 3 months - Children	4	421	1.0%	9.8%	11.4%	11.6%
% of FP17s for the same patient ID Re-attending within 3 months - Adults	14	387	3.6%	14.7%	15.0%	15.5%
% of FP17s for the same patient ID Re-attending between 3 & 9 months - Children	180	421	42.8%	52.8%	59.9%	58.8%
% of FP17s for the same patient ID Re-attending between 3 & 9 months - Adults	139	387	35.9%	48.0%	52.0%	51.1%
% of FP17s for Band 1 Urgent Courses	18	742	2.4%	8.0%	8.0%	9.0%
% of FP17s Relating to Free Repair or Replacements	0	742	0.0%	0.7%	0.8%	0.8%
% of FP17s Relating to Continuations	2	742	0.3%	0.8%	0.9%	0.9%
% of Patients satisfied with the dentistry they have received	1	1	N/A	92.8%	93.5%	93.3%
% of Patients satisfied with the time they had to wait for an appointment	1	1	N/A	89.7%	89.1%	88.9%

* This is based on patients treated on this contract for their most recent course of treatment. Figures in italics indicate the base number of FP17s or Patient Questionnaire responses are less than 100. N/A is shown where the base number of responses is less than 10 during the period. % is calculated as Quantity/Base number*100

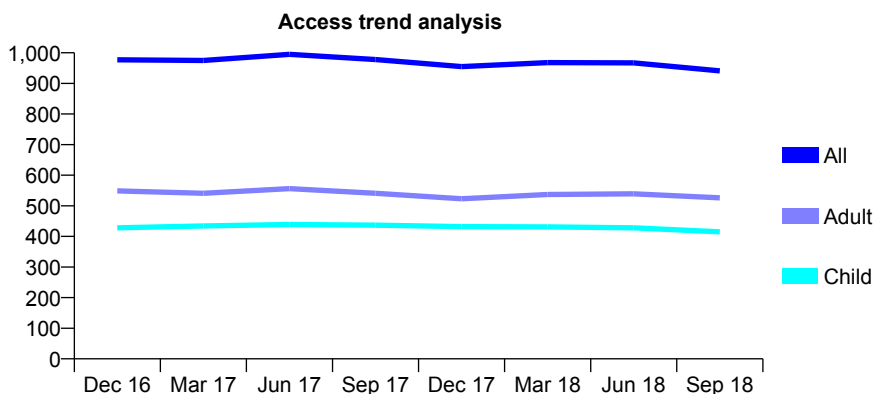
Q54 - Vital Signs At a Glance Contract Report for 813575/0001 - September 2018

Name or company name	MR AJ LUCKHURST
Contract type name	GDS Contract
Purpose of contract	General
Contract start date	01/04/2006
Contract end date	

18/19 Contracted general activity (UDA)	2,298
Carry forward general activity (UDA)	-45
18/19 Contracted orthodontic activity (UOA)	0
Carry forward orthodontic activity (UOA)	0
Baseline contract value	£54,368.18

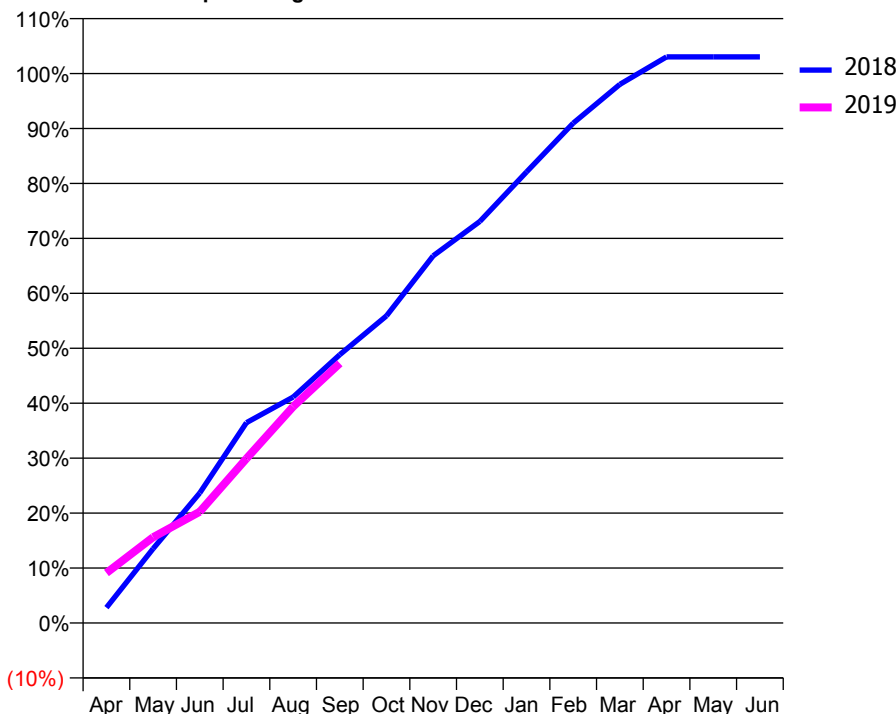
ACCESS*

Patients seen in 24 months	Total	Change since previous quarter
Quarter ending September 2017	978	
Quarter ending December 2017	955	↓
Quarter ending March 2018	968	→
Quarter ending June 2018	967	→
Quarter ending September 2018	941	↓
Variance since September 2017	(3.8%)	↓



ACTIVITY

Cumulative percentage of contracted UDA delivered 2018 & 2019



Adjusted Scheduled Activity (UDA)

Month	2018	2019
April	64	210
May	311	359
June	544	465
July	838	688
August	945	905
September	1,122	1,086
October	1,284	
November	1,535	
December	1,680	
January	1,886	
February	2,090	
March	2,253	
April	2,367	
May	2,367	
June	2,367	

QUALITY

	Quantity	Base Number	Contract	AT	Region	England
% of FP17s for the same patient ID Re-attending within 3 months - Children	17	334	5.1%	9.8%	11.4%	11.6%
% of FP17s for the same patient ID Re-attending within 3 months - Adults	39	332	11.7%	14.7%	15.0%	15.5%
% of FP17s for the same patient ID Re-attending between 3 & 9 months - Children	215	334	64.4%	52.8%	59.9%	58.8%
% of FP17s for the same patient ID Re-attending between 3 & 9 months - Adults	186	332	56.0%	48.0%	52.0%	51.1%
% of FP17s for Band 1 Urgent Courses	35	612	5.7%	8.0%	8.0%	9.0%
% of FP17s Relating to Free Repair or Replacements	1	612	0.2%	0.7%	0.8%	0.8%
% of FP17s Relating to Continuations	10	612	1.6%	0.8%	0.9%	0.9%
% of Patients satisfied with the dentistry they have received	0	0	N/A	92.8%	93.5%	93.3%
% of Patients satisfied with the time they had to wait for an appointment	0	0	N/A	89.7%	89.1%	88.9%

* This is based on patients treated on this contract for their most recent course of treatment. Figures in italics indicate the base number of FP17s or Patient Questionnaire responses are less than 100. N/A is shown where the base number of responses is less than 10 during the period. % is calculated as Quantity/Base number*100

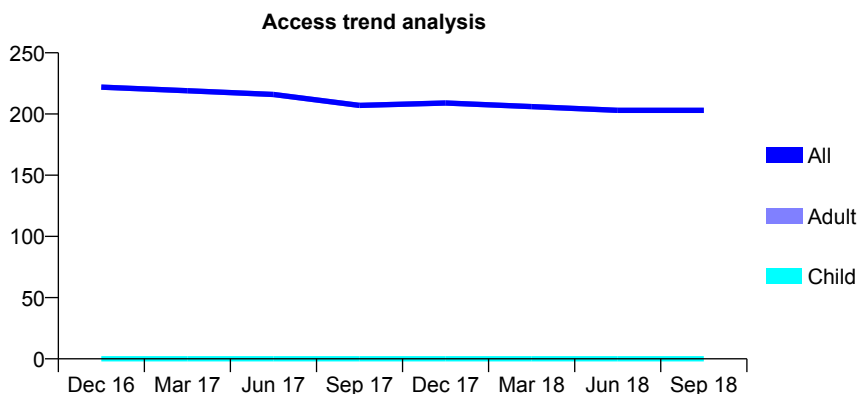
Q54 - Vital Signs At a Glance Contract Report for 820822/0002 - September 2018

Name or company name	MR GJ ALLEN
Contract type name	GDS Contract
Purpose of contract	General
Contract start date	01/04/2006
Contract end date	

18/19 Contracted general activity (UDA)	700
Carry forward general activity (UDA)	-10
18/19 Contracted orthodontic activity (UOA)	0
Carry forward orthodontic activity (UOA)	0
Baseline contract value	£18,415.75

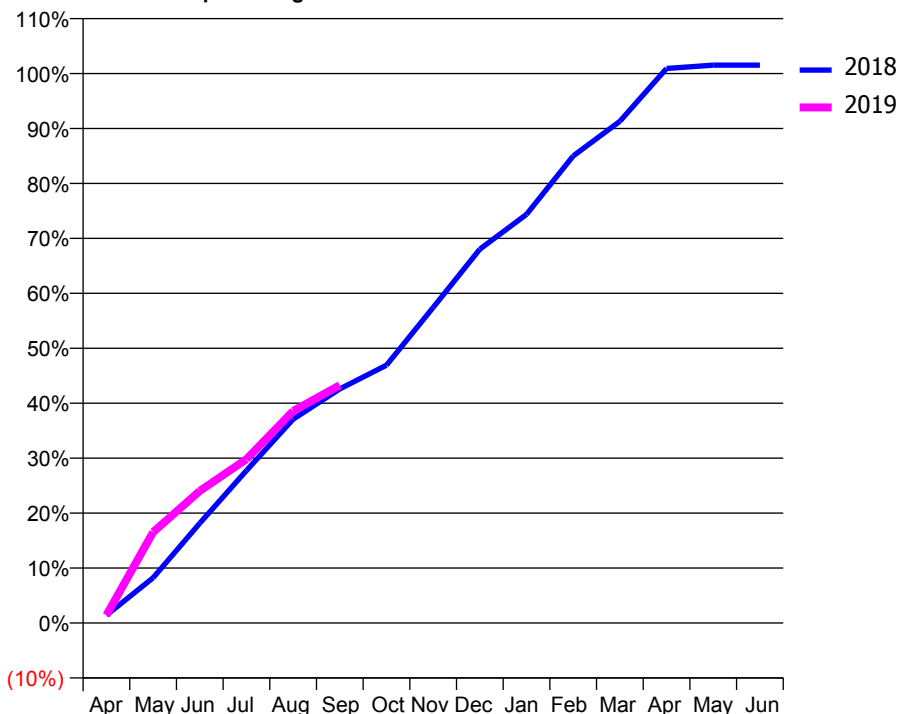
ACCESS*

Patients seen in 24 months	Total	Change since previous quarter
Quarter ending September 2017	207	
Quarter ending December 2017	209	→
Quarter ending March 2018	206	↓
Quarter ending June 2018	203	↓
Quarter ending September 2018	203	→
Variance since September 2017	(1.9%)	↓



ACTIVITY

Cumulative percentage of contracted UDA delivered 2018 & 2019



Month	Adjusted Scheduled Activity (UDA)	
	2018	2019
April	10	10
May	58	116
June	127	168
July	194	209
August	260	270
September	298	303
October	328	
November	402	
December	476	
January	521	
February	595	
March	639	
April	706	
May	711	
June	711	

QUALITY

	Quantity	Base Number	Contract	AT	Region	England
% of FP17s for the same patient ID Re-attending within 3 months - Children	0	0	N/A	9.8%	11.4%	11.6%
% of FP17s for the same patient ID Re-attending within 3 months - Adults	23	154	14.9%	14.7%	15.0%	15.5%
% of FP17s for the same patient ID Re-attending between 3 & 9 months - Children	0	0	N/A	52.8%	59.9%	58.8%
% of FP17s for the same patient ID Re-attending between 3 & 9 months - Adults	81	154	52.6%	48.0%	52.0%	51.1%
% of FP17s for Band 1 Urgent Courses	15	128	11.7%	8.0%	8.0%	9.0%
% of FP17s Relating to Free Repair or Replacements	4	128	3.1%	0.7%	0.8%	0.8%
% of FP17s Relating to Continuations	1	128	0.8%	0.8%	0.9%	0.9%
% of Patients satisfied with the dentistry they have received	0	0	N/A	92.8%	93.5%	93.3%
% of Patients satisfied with the time they had to wait for an appointment	0	0	N/A	89.7%	89.1%	88.9%

* This is based on patients treated on this contract for their most recent course of treatment. Figures in italics indicate the base number of FP17s or Patient Questionnaire responses are less than 100. N/A is shown where the base number of responses is less than 10 during the period. % is calculated as Quantity/Base number*100

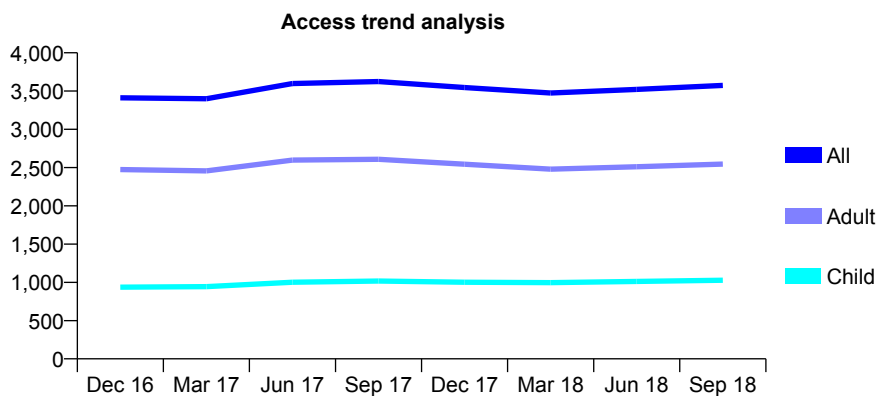
Q54 - Vital Signs At a Glance Contract Report for 822205/0001 - September 2018

Name or company name	Henry Road Dental Practice
Contract type name	GDS Contract
Purpose of contract	General
Contract start date	01/04/2006
Contract end date	

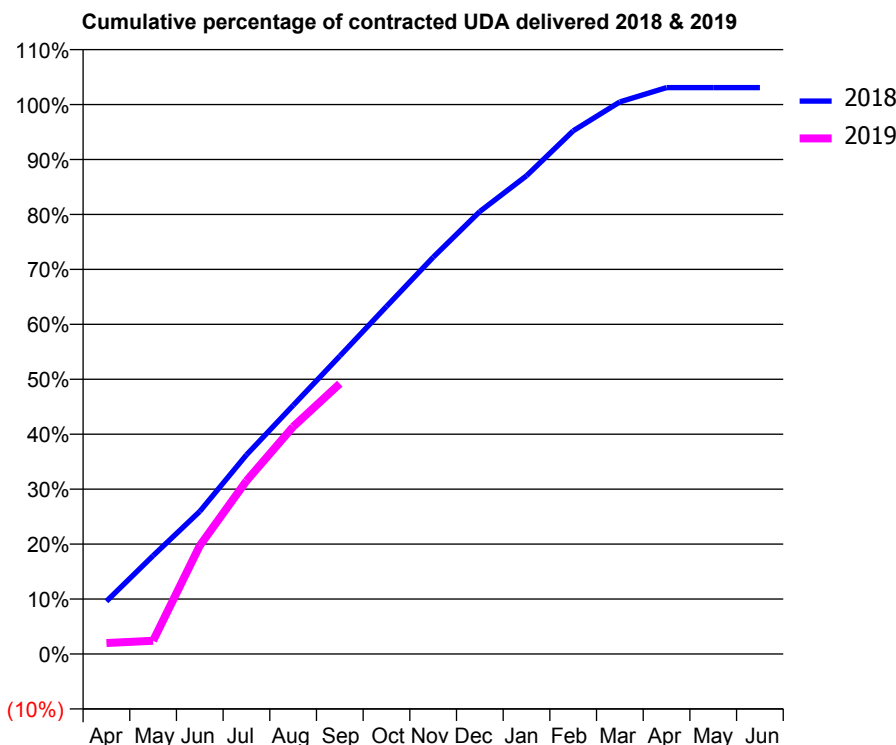
18/19 Contracted general activity (UDA)	12,097
Carry forward general activity (UDA)	-193
18/19 Contracted orthodontic activity (UOA)	0
Carry forward orthodontic activity (UOA)	0
Baseline contract value	£333,681.45

ACCESS*

Patients seen in 24 months	Total	Change since previous quarter
Quarter ending September 2017	3,625	
Quarter ending December 2017	3,546	↓
Quarter ending March 2018	3,475	↓
Quarter ending June 2018	3,521	→
Quarter ending September 2018	3,574	→
Variance since September 2017	(1.4%)	↓



ACTIVITY



Month	Adjusted Scheduled Activity (UDA)	
	2018	2019
April	929	241
May	1,732	292
June	2,512	2,384
July	3,507	3,811
August	4,378	5,004
September	5,248	5,951
October	6,121	
November	6,988	
December	7,793	
January	8,423	
February	9,214	
March	9,724	
April	9,976	
May	9,976	
June	9,976	

QUALITY

	Quantity	Base Number	Contract	AT	Region	England
% of FP17s for the same patient ID Re-attending within 3 months - Children	39	611	6.4%	9.8%	11.4%	11.6%
% of FP17s for the same patient ID Re-attending within 3 months - Adults	147	1,360	10.8%	14.7%	15.0%	15.5%
% of FP17s for the same patient ID Re-attending between 3 & 9 months - Children	251	611	41.1%	52.8%	59.9%	58.8%
% of FP17s for the same patient ID Re-attending between 3 & 9 months - Adults	468	1,360	34.4%	48.0%	52.0%	51.1%
% of FP17s for Band 1 Urgent Courses	129	1,874	6.9%	8.0%	8.0%	9.0%
% of FP17s Relating to Free Repair or Replacements	5	1,874	0.3%	0.7%	0.8%	0.8%
% of FP17s Relating to Continuations	13	1,874	0.7%	0.8%	0.9%	0.9%
% of Patients satisfied with the dentistry they have received	4	4	N/A	92.8%	93.5%	93.3%
% of Patients satisfied with the time they had to wait for an appointment	4	4	N/A	89.7%	89.1%	88.9%

* This is based on patients treated on this contract for their most recent course of treatment. Figures in italics indicate the base number of FP17s or Patient Questionnaire responses are less than 100. N/A is shown where the base number of responses is less than 10 during the period. % is calculated as Quantity/Base number*100

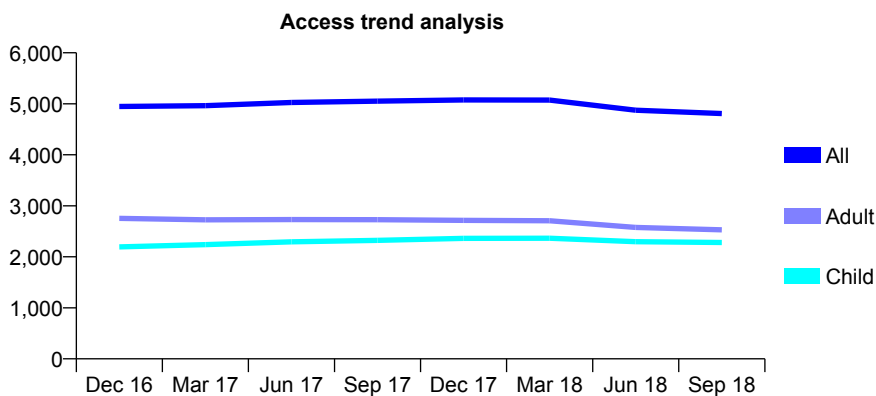
Q54 - Vital Signs At a Glance Contract Report for 824399/0002 - September 2018

Name or company name	MR J SINGH
Contract type name	GDS Contract
Purpose of contract	General
Contract start date	01/04/2006
Contract end date	

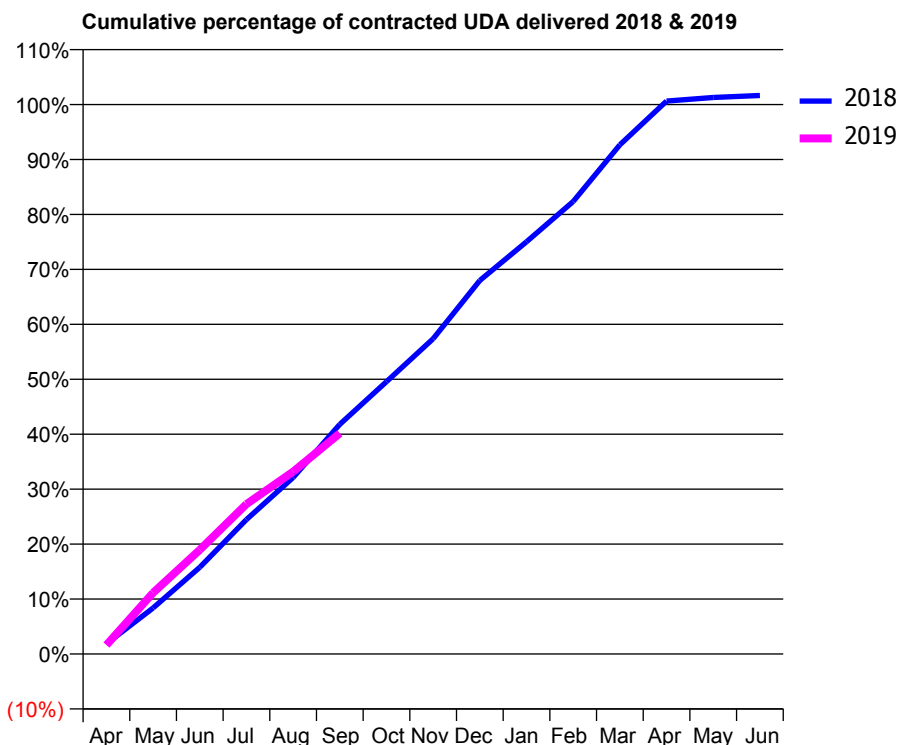
18/19 Contracted general activity (UDA)	15,789
Carry forward general activity (UDA)	-257
18/19 Contracted orthodontic activity (UOA)	0
Carry forward orthodontic activity (UOA)	0
Baseline contract value	£402,533.99

ACCESS*

Patients seen in 24 months	Total	Change since previous quarter
Quarter ending September 2017	5,053	
Quarter ending December 2017	5,077	→
Quarter ending March 2018	5,072	→
Quarter ending June 2018	4,874	↓
Quarter ending September 2018	4,810	↓
Variance since September 2017	(4.8%)	↓



ACTIVITY



Adjusted Scheduled Activity (UDA)		
Month	2018	2019
April	295	257
May	1,324	1,759
June	2,492	2,994
July	3,862	4,308
August	5,071	5,241
September	6,601	6,343
October	7,827	
November	9,059	
December	10,732	
January	11,843	
February	13,002	
March	14,632	
April	15,887	
May	15,992	
June	16,047	

QUALITY

	Quantity	Base Number	Contract	AT	Region	England
% of FP17s for the same patient ID Re-attending within 3 months - Children	60	1,345	4.5%	9.8%	11.4%	11.6%
% of FP17s for the same patient ID Re-attending within 3 months - Adults	154	1,286	12.0%	14.7%	15.0%	15.5%
% of FP17s for the same patient ID Re-attending between 3 & 9 months - Children	555	1,345	41.3%	52.8%	59.9%	58.8%
% of FP17s for the same patient ID Re-attending between 3 & 9 months - Adults	540	1,286	42.0%	48.0%	52.0%	51.1%
% of FP17s for Band 1 Urgent Courses	91	2,098	4.3%	8.0%	8.0%	9.0%
% of FP17s Relating to Free Repair or Replacements	1	2,098	0.0%	0.7%	0.8%	0.8%
% of FP17s Relating to Continuations	22	2,098	1.0%	0.8%	0.9%	0.9%
% of Patients satisfied with the dentistry they have received	4	5	N/A	92.8%	93.5%	93.3%
% of Patients satisfied with the time they had to wait for an appointment	4	5	N/A	89.7%	89.1%	88.9%

* This is based on patients treated on this contract for their most recent course of treatment. Figures in italics indicate the base number of FP17s or Patient Questionnaire responses are less than 100. N/A is shown where the base number of responses is less than 10 during the period. % is calculated as Quantity/Base number*100

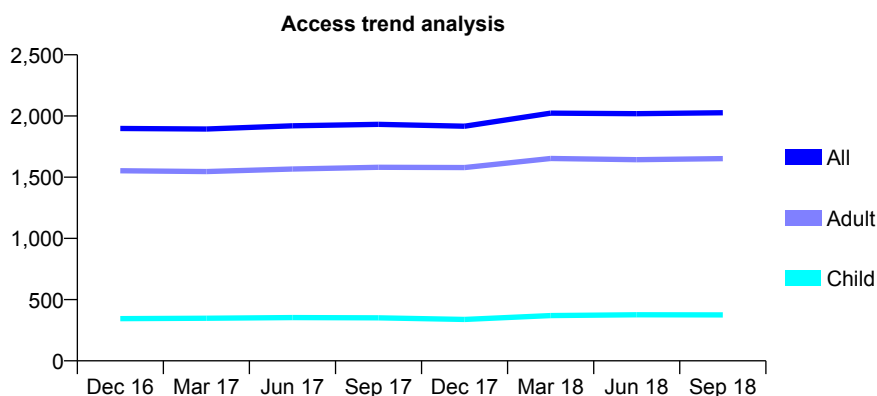
Q54 - Vital Signs At a Glance Contract Report for 825743/0001 - September 2018

Name or company name	MRS A SHARMA
Contract type name	GDS Contract
Purpose of contract	General
Contract start date	01/04/2006
Contract end date	

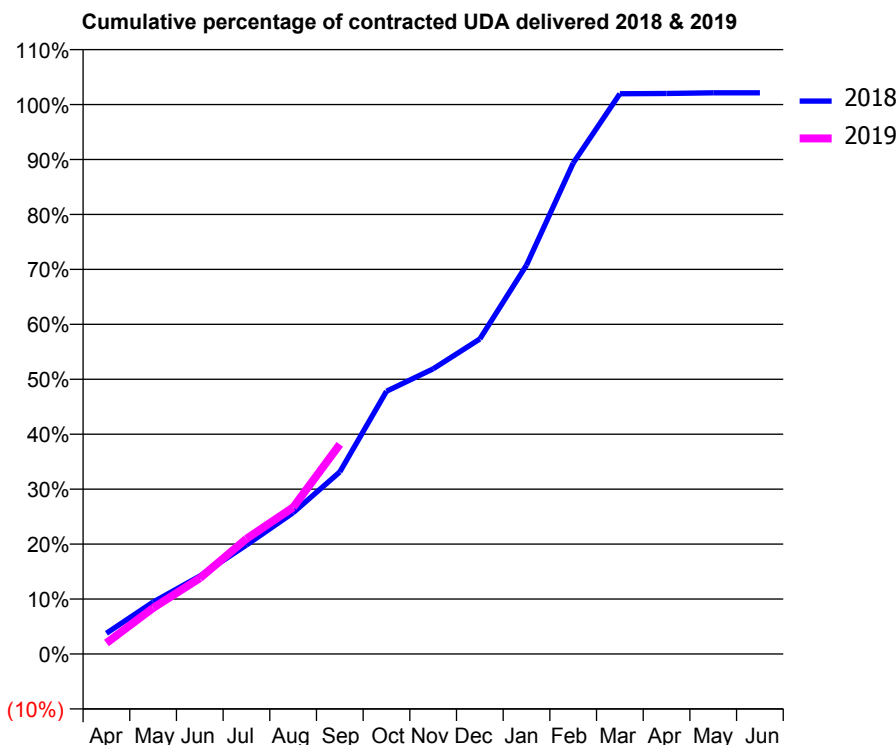
18/19 Contracted general activity (UDA)	6,723
Carry forward general activity (UDA)	-134
18/19 Contracted orthodontic activity (UOA)	0
Carry forward orthodontic activity (UOA)	0
Baseline contract value	£163,698.14

ACCESS*

Patients seen in 24 months	Total	Change since previous quarter
Quarter ending September 2017	1,932	
Quarter ending December 2017	1,917	→
Quarter ending March 2018	2,023	↑
Quarter ending June 2018	2,019	→
Quarter ending September 2018	2,027	→
Variance since September 2017	4.9%	↑



ACTIVITY



Adjusted Scheduled Activity (UDA)		
Month	2018	2019
April	253	134
May	636	564
June	954	927
July	1,334	1,410
August	1,729	1,794
September	2,227	2,565
October	3,215	
November	3,489	
December	3,854	
January	4,759	
February	6,006	
March	6,855	
April	6,857	
May	6,866	
June	6,866	

QUALITY

	Quantity	Base Number	Contract	AT	Region	England
% of FP17s for the same patient ID Re-attending within 3 months - Children	19	308	6.2%	9.8%	11.4%	11.6%
% of FP17s for the same patient ID Re-attending within 3 months - Adults	83	1,118	7.4%	14.7%	15.0%	15.5%
% of FP17s for the same patient ID Re-attending between 3 & 9 months - Children	190	308	61.7%	52.8%	59.9%	58.8%
% of FP17s for the same patient ID Re-attending between 3 & 9 months - Adults	726	1,118	64.9%	48.0%	52.0%	51.1%
% of FP17s for Band 1 Urgent Courses	10	932	1.1%	8.0%	8.0%	9.0%
% of FP17s Relating to Free Repair or Replacements	1	932	0.1%	0.7%	0.8%	0.8%
% of FP17s Relating to Continuations	2	932	0.2%	0.8%	0.9%	0.9%
% of Patients satisfied with the dentistry they have received	0	0	N/A	92.8%	93.5%	93.3%
% of Patients satisfied with the time they had to wait for an appointment	0	0	N/A	89.7%	89.1%	88.9%

* This is based on patients treated on this contract for their most recent course of treatment. Figures in italics indicate the base number of FP17s or Patient Questionnaire responses are less than 100. N/A is shown where the base number of responses is less than 10 during the period. % is calculated as Quantity/Base number*100

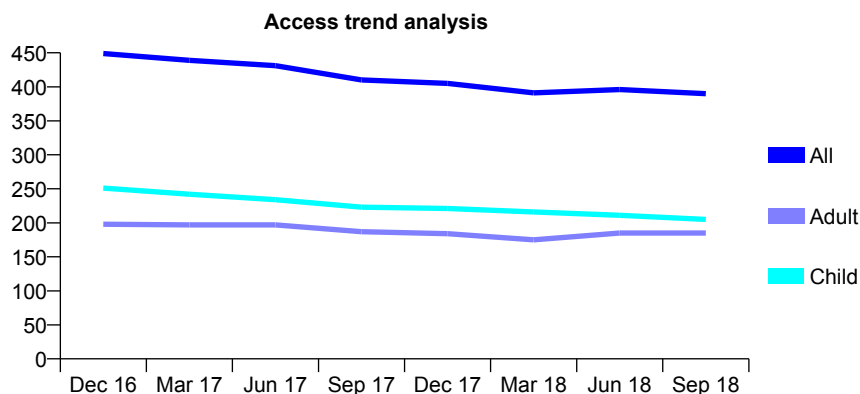
Q54 - Vital Signs At a Glance Contract Report for 826774/0001 - September 2018

Name or company name	MR PJ READY
Contract type name	GDS Contract
Purpose of contract	General
Contract start date	01/04/2006
Contract end date	

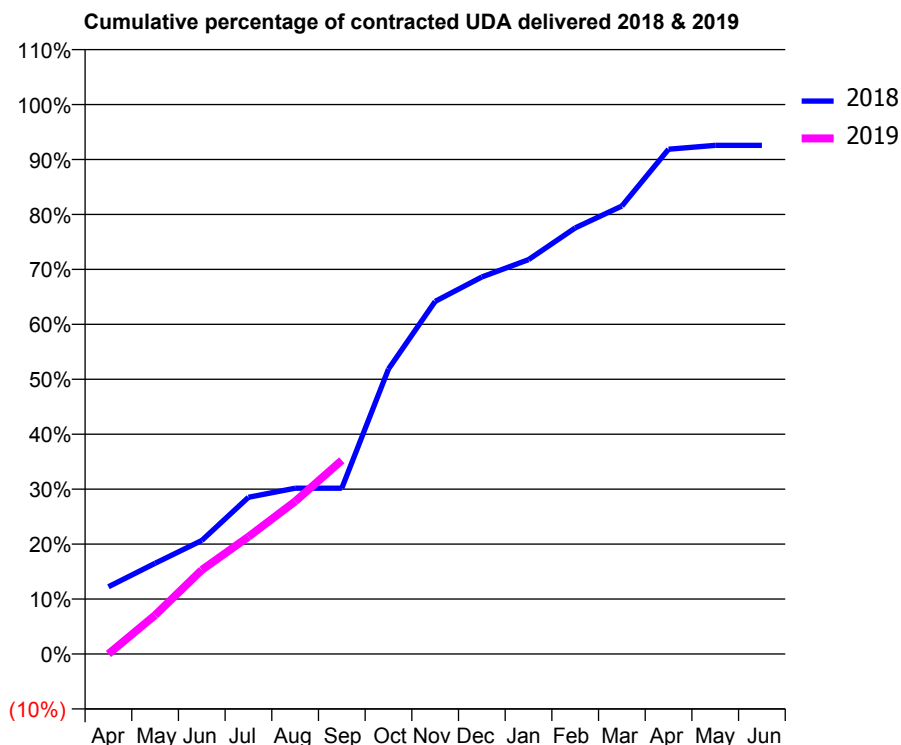
18/19 Contracted general activity (UDA)	2,236
Carry forward general activity (UDA)	0
18/19 Contracted orthodontic activity (UOA)	0
Carry forward orthodontic activity (UOA)	0
Baseline contract value	£53,081.39

ACCESS*

Patients seen in 24 months	Total	Change since previous quarter
Quarter ending September 2017	410	
Quarter ending December 2017	405	↓
Quarter ending March 2018	391	↓
Quarter ending June 2018	396	→
Quarter ending September 2018	390	↓
Variance since September 2017	(4.9%)	↓



ACTIVITY



Adjusted Scheduled Activity (UDA)		
Month	2018	2019
April	274	0
May	369	158
June	462	342
July	638	477
August	675	621
September	675	788
October	1,160	
November	1,435	
December	1,534	
January	1,605	
February	1,734	
March	1,823	
April	2,054	
May	2,070	
June	2,070	

QUALITY

	Quantity	Base Number	Contract	AT	Region	England
% of FP17s for the same patient ID Re-attending within 3 months - Children	25	222	11.3%	9.8%	11.4%	11.6%
% of FP17s for the same patient ID Re-attending within 3 months - Adults	10	112	8.9%	14.7%	15.0%	15.5%
% of FP17s for the same patient ID Re-attending between 3 & 9 months - Children	142	222	64.0%	52.8%	59.9%	58.8%
% of FP17s for the same patient ID Re-attending between 3 & 9 months - Adults	73	112	65.2%	48.0%	52.0%	51.1%
% of FP17s for Band 1 Urgent Courses	0	254	0.0%	8.0%	8.0%	9.0%
% of FP17s Relating to Free Repair or Replacements	0	254	0.0%	0.7%	0.8%	0.8%
% of FP17s Relating to Continuations	0	254	0.0%	0.8%	0.9%	0.9%
% of Patients satisfied with the dentistry they have received	1	1	N/A	92.8%	93.5%	93.3%
% of Patients satisfied with the time they had to wait for an appointment	1	1	N/A	89.7%	89.1%	88.9%

* This is based on patients treated on this contract for their most recent course of treatment. Figures in italics indicate the base number of FP17s or Patient Questionnaire responses are less than 100. N/A is shown where the base number of responses is less than 10 during the period. % is calculated as Quantity/Base number*100

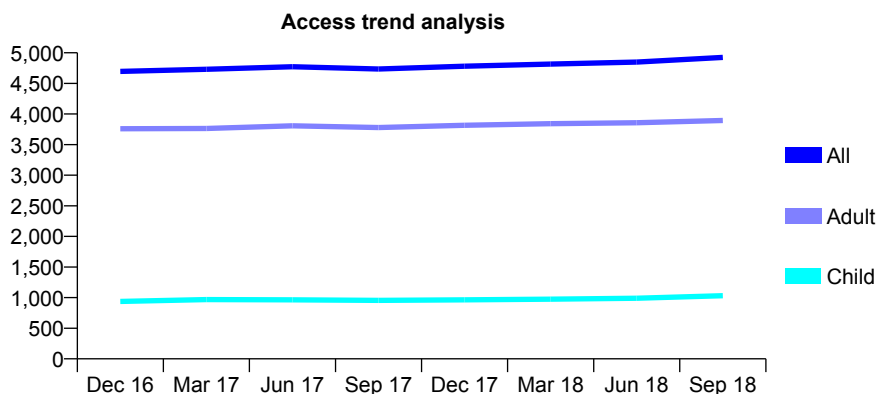
Q54 - Vital Signs At a Glance Contract Report for 827223/0001 - September 2018

Name or company name	MR DC O'SULLIVAN
Contract type name	GDS Contract
Purpose of contract	General
Contract start date	01/04/2006
Contract end date	

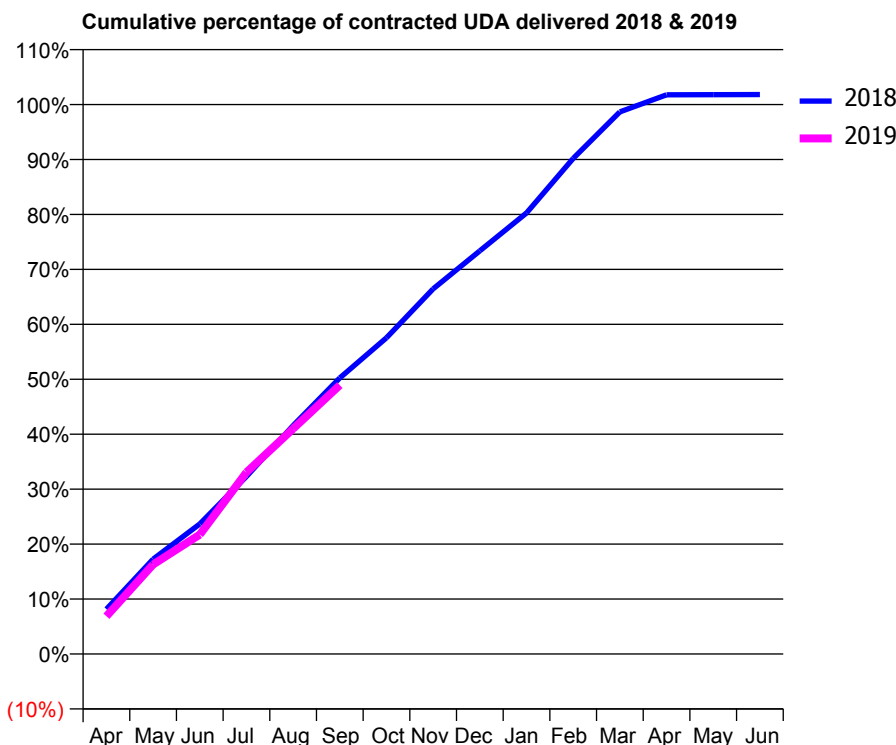
18/19 Contracted general activity (UDA)	10,941
Carry forward general activity (UDA)	-197
18/19 Contracted orthodontic activity (UOA)	0
Carry forward orthodontic activity (UOA)	0
Baseline contract value	£229,761.00

ACCESS*

Patients seen in 24 months	Total	Change since previous quarter
Quarter ending September 2017	4,735	
Quarter ending December 2017	4,780	→
Quarter ending March 2018	4,816	→
Quarter ending June 2018	4,849	→
Quarter ending September 2018	4,925	→
Variance since September 2017	4.0%	↑



ACTIVITY



Adjusted Scheduled Activity (UDA)		
Month	2018	2019
April	893	752
May	1,888	1,783
June	2,591	2,379
July	3,535	3,618
August	4,548	4,486
September	5,498	5,355
October	6,296	
November	7,271	
December	8,027	
January	8,781	
February	9,867	
March	10,794	
April	11,134	
May	11,137	
June	11,138	

QUALITY

	Quantity	Base Number	Contract	AT	Region	England
% of FP17s for the same patient ID Re-attending within 3 months - Children	14	672	2.1%	9.8%	11.4%	11.6%
% of FP17s for the same patient ID Re-attending within 3 months - Adults	197	1,971	10.0%	14.7%	15.0%	15.5%
% of FP17s for the same patient ID Re-attending between 3 & 9 months - Children	394	672	58.6%	52.8%	59.9%	58.8%
% of FP17s for the same patient ID Re-attending between 3 & 9 months - Adults	469	1,971	23.8%	48.0%	52.0%	51.1%
% of FP17s for Band 1 Urgent Courses	215	2,516	8.5%	8.0%	8.0%	9.0%
% of FP17s Relating to Free Repair or Replacements	7	2,516	0.3%	0.7%	0.8%	0.8%
% of FP17s Relating to Continuations	32	2,516	1.3%	0.8%	0.9%	0.9%
% of Patients satisfied with the dentistry they have received	4	4	N/A	92.8%	93.5%	93.3%
% of Patients satisfied with the time they had to wait for an appointment	4	4	N/A	89.7%	89.1%	88.9%

* This is based on patients treated on this contract for their most recent course of treatment. Figures in italics indicate the base number of FP17s or Patient Questionnaire responses are less than 100. N/A is shown where the base number of responses is less than 10 during the period. % is calculated as Quantity/Base number*100

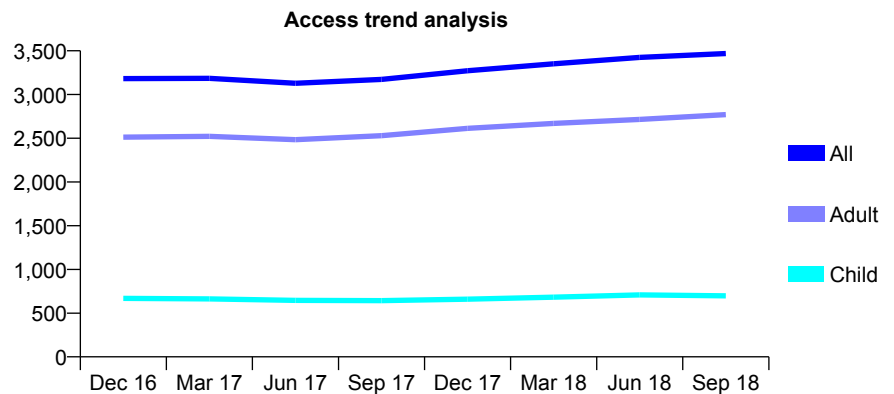
Q54 - Vital Signs At a Glance Contract Report for 833584/0001 - September 2018

Name or company name	MR A KAPNISIS
Contract type name	GDS Contract
Purpose of contract	General
Contract start date	01/04/2006
Contract end date	

18/19 Contracted general activity (UDA)	8,492
Carry forward general activity (UDA)	0
18/19 Contracted orthodontic activity (UOA)	0
Carry forward orthodontic activity (UOA)	0
Baseline contract value	£276,090.23

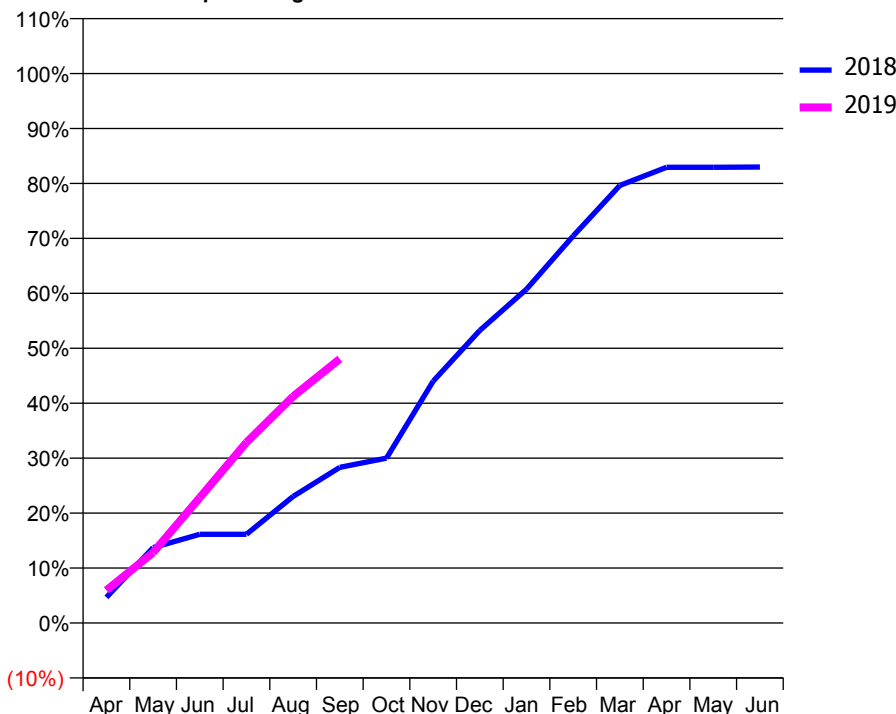
ACCESS*

Patients seen in 24 months	Total	Change since previous quarter
Quarter ending September 2017	3,173	
Quarter ending December 2017	3,272	↑
Quarter ending March 2018	3,351	↑
Quarter ending June 2018	3,424	↑
Quarter ending September 2018	3,469	→
Variance since September 2017	9.3%	↑



ACTIVITY

Cumulative percentage of contracted UDA delivered 2018 & 2019



Month	Adjusted Scheduled Activity (UDA)	
	2018	2019
April	397	507
May	1,165	1,090
June	1,371	1,937
July	1,371	2,792
August	1,957	3,502
September	2,406	4,082
October	2,548	
November	3,737	
December	4,522	
January	5,159	
February	5,982	
March	6,763	
April	7,042	
May	7,044	
June	7,047	

QUALITY

	Quantity	Base Number	Contract	AT	Region	England
% of FP17s for the same patient ID Re-attending within 3 months - Children	28	579	4.8%	9.8%	11.4%	11.6%
% of FP17s for the same patient ID Re-attending within 3 months - Adults	274	1,812	15.1%	14.7%	15.0%	15.5%
% of FP17s for the same patient ID Re-attending between 3 & 9 months - Children	328	579	56.6%	52.8%	59.9%	58.8%
% of FP17s for the same patient ID Re-attending between 3 & 9 months - Adults	639	1,812	35.3%	48.0%	52.0%	51.1%
% of FP17s for Band 1 Urgent Courses	137	2,220	6.2%	8.0%	8.0%	9.0%
% of FP17s Relating to Free Repair or Replacements	19	2,220	0.9%	0.7%	0.8%	0.8%
% of FP17s Relating to Continuations	47	2,220	2.1%	0.8%	0.9%	0.9%
% of Patients satisfied with the dentistry they have received	0	0	N/A	92.8%	93.5%	93.3%
% of Patients satisfied with the time they had to wait for an appointment	0	0	N/A	89.7%	89.1%	88.9%

* This is based on patients treated on this contract for their most recent course of treatment. Figures in italics indicate the base number of FP17s or Patient Questionnaire responses are less than 100. N/A is shown where the base number of responses is less than 10 during the period. % is calculated as Quantity/Base number*100

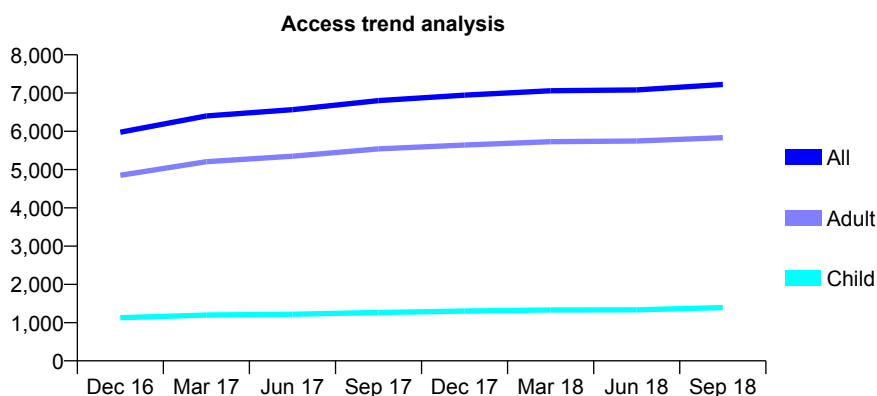
Q54 - Vital Signs At a Glance Contract Report for 835811/0002 - September 2018

Name or company name	Aulak & Corbett Partnership
Contract type name	GDS Contract
Purpose of contract	General
Contract start date	01/10/2015
Contract end date	

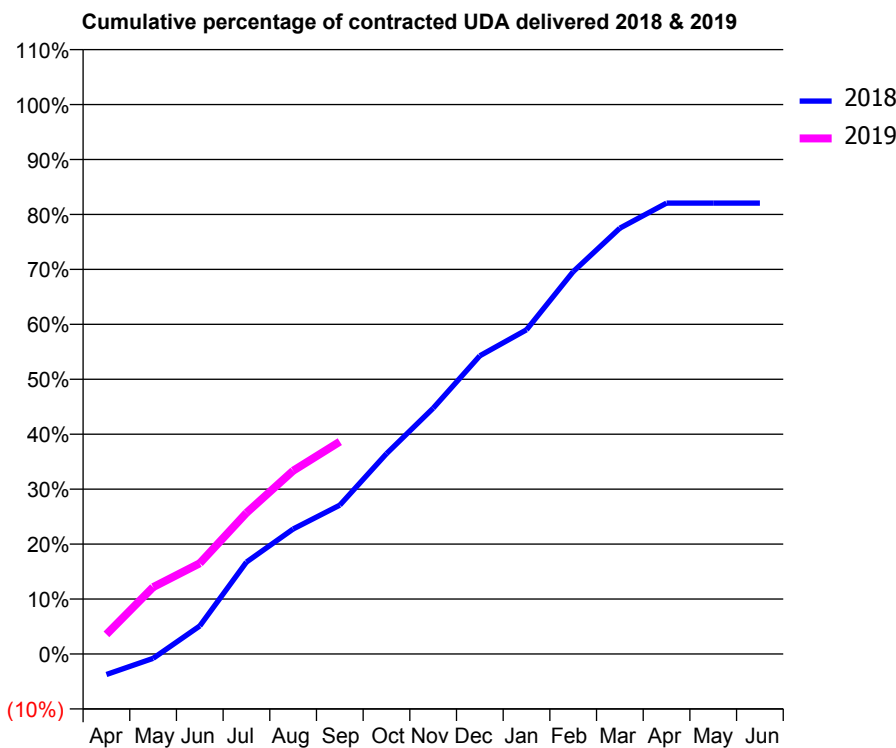
18/19 Contracted general activity (UDA)	26,834
Carry forward general activity (UDA)	0
18/19 Contracted orthodontic activity (UOA)	0
Carry forward orthodontic activity (UOA)	0
Baseline contract value	£721,713.36

ACCESS*

Patients seen in 24 months	Total	Change since previous quarter
Quarter ending September 2017	6,804	
Quarter ending December 2017	6,945	↑
Quarter ending March 2018	7,061	→
Quarter ending June 2018	7,081	→
Quarter ending September 2018	7,225	↑
Variance since September 2017	6.2%	↑



ACTIVITY



Month	Adjusted Scheduled Activity (UDA)	
	2018	2019
April	-1,006	962
May	-219	3,269
June	1,370	4,433
July	4,488	6,895
August	6,107	8,951
September	7,268	10,369
October	9,782	
November	12,006	
December	14,560	
January	15,836	
February	18,672	
March	20,792	
April	22,018	
May	22,019	
June	22,020	

QUALITY

	Quantity	Base Number	Contract	AT	Region	England
% of FP17s for the same patient ID Re-attending within 3 months - Children	52	991	5.2%	9.8%	11.4%	11.6%
% of FP17s for the same patient ID Re-attending within 3 months - Adults	488	4,121	11.8%	14.7%	15.0%	15.5%
% of FP17s for the same patient ID Re-attending between 3 & 9 months - Children	553	991	55.8%	52.8%	59.9%	58.8%
% of FP17s for the same patient ID Re-attending between 3 & 9 months - Adults	2,444	4,121	59.3%	48.0%	52.0%	51.1%
% of FP17s for Band 1 Urgent Courses	158	4,676	3.4%	8.0%	8.0%	9.0%
% of FP17s Relating to Free Repair or Replacements	32	4,676	0.7%	0.7%	0.8%	0.8%
% of FP17s Relating to Continuations	109	4,676	2.3%	0.8%	0.9%	0.9%
% of Patients satisfied with the dentistry they have received	4	4	N/A	92.8%	93.5%	93.3%
% of Patients satisfied with the time they had to wait for an appointment	4	4	N/A	89.7%	89.1%	88.9%

* This is based on patients treated on this contract for their most recent course of treatment. Figures in italics indicate the base number of FP17s or Patient Questionnaire responses are less than 100. N/A is shown where the base number of responses is less than 10 during the period. % is calculated as Quantity/Base number*100

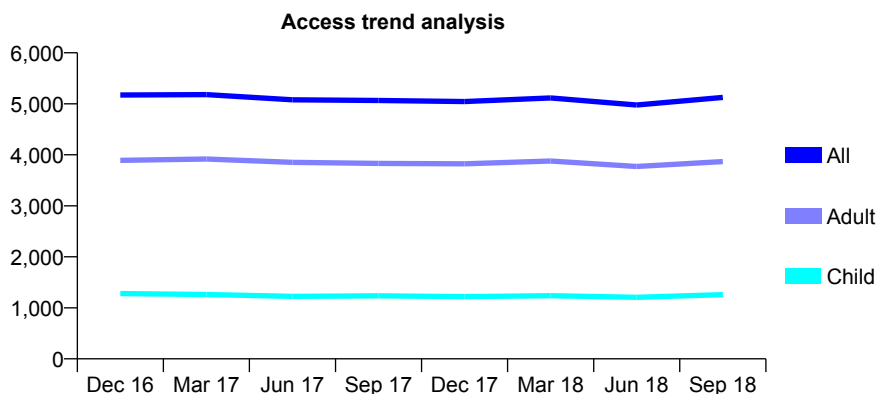
Q54 - Vital Signs At a Glance Contract Report for 847739/0001 - September 2018

Name or company name	MR E MOORE
Contract type name	GDS Contract
Purpose of contract	General
Contract start date	01/04/2006
Contract end date	

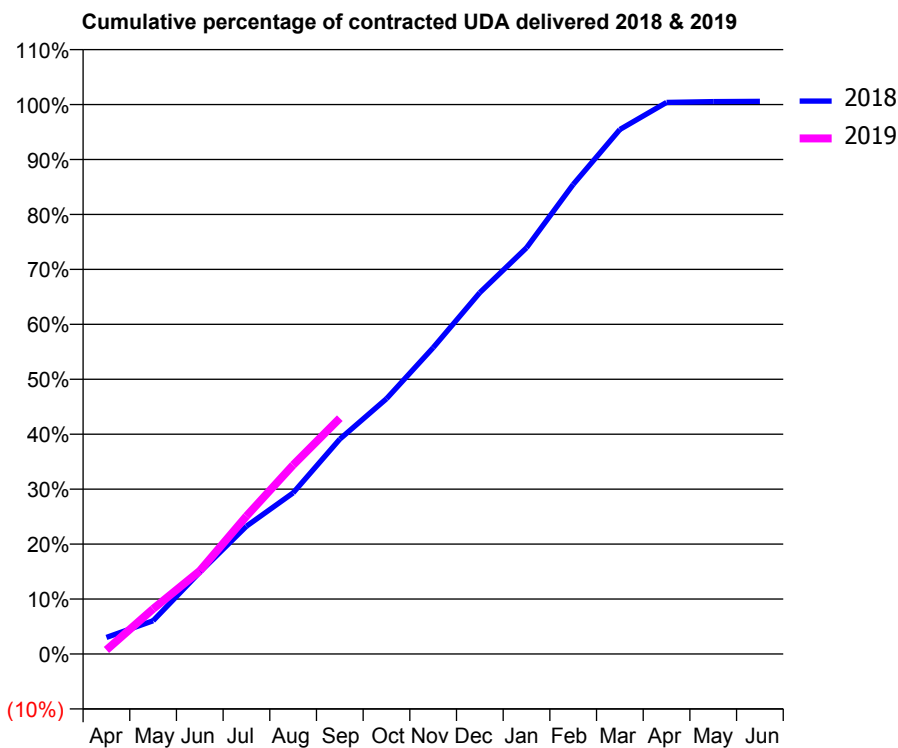
18/19 Contracted general activity (UDA)	16,341
Carry forward general activity (UDA)	-93
18/19 Contracted orthodontic activity (UOA)	0
Carry forward orthodontic activity (UOA)	0
Baseline contract value	£436,675.43

ACCESS*

Patients seen in 24 months	Total	Change since previous quarter
Quarter ending September 2017	5,066	
Quarter ending December 2017	5,044	→
Quarter ending March 2018	5,115	→
Quarter ending June 2018	4,977	↓
Quarter ending September 2018	5,126	↑
Variance since September 2017	1.2%	→



ACTIVITY



Month	Adjusted Scheduled Activity (UDA)	
	2018	2019
April	494	120
May	990	1,343
June	2,432	2,474
July	3,803	4,103
August	4,793	5,622
September	6,391	7,014
October	7,590	
November	9,109	
December	10,747	
January	12,082	
February	13,962	
March	15,600	
April	16,401	
May	16,429	
June	16,435	

QUALITY

	Quantity	Base Number	Contract	AT	Region	England
% of FP17s for the same patient ID Re-attending within 3 months - Children	77	751	10.3%	9.8%	11.4%	11.6%
% of FP17s for the same patient ID Re-attending within 3 months - Adults	398	2,288	17.4%	14.7%	15.0%	15.5%
% of FP17s for the same patient ID Re-attending between 3 & 9 months - Children	315	751	41.9%	52.8%	59.9%	58.8%
% of FP17s for the same patient ID Re-attending between 3 & 9 months - Adults	1,117	2,288	48.8%	48.0%	52.0%	51.1%
% of FP17s for Band 1 Urgent Courses	356	2,763	12.9%	8.0%	8.0%	9.0%
% of FP17s Relating to Free Repair or Replacements	12	2,763	0.4%	0.7%	0.8%	0.8%
% of FP17s Relating to Continuations	34	2,763	1.2%	0.8%	0.9%	0.9%
% of Patients satisfied with the dentistry they have received	0	1	N/A	92.8%	93.5%	93.3%
% of Patients satisfied with the time they had to wait for an appointment	0	1	N/A	89.7%	89.1%	88.9%

* This is based on patients treated on this contract for their most recent course of treatment. Figures in italics indicate the base number of FP17s or Patient Questionnaire responses are less than 100. N/A is shown where the base number of responses is less than 10 during the period. % is calculated as Quantity/Base number*100

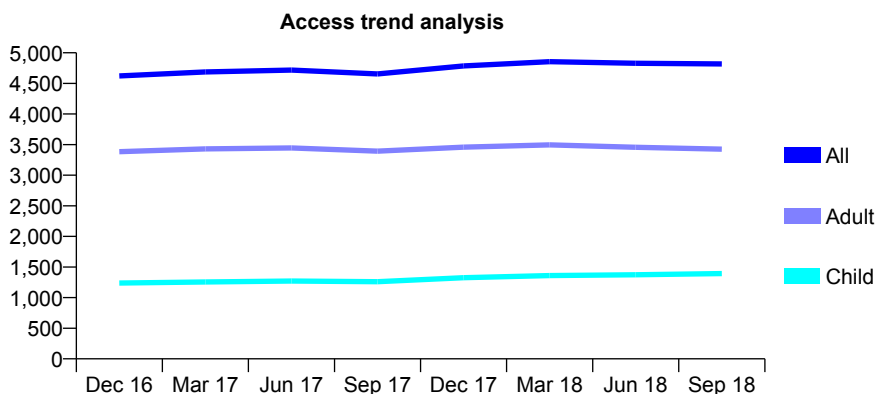
Q54 - Vital Signs At a Glance Contract Report for 848115/0002 - September 2018

Name or company name	MR P PARSOTAM
Contract type name	GDS Contract
Purpose of contract	General
Contract start date	01/04/2013
Contract end date	

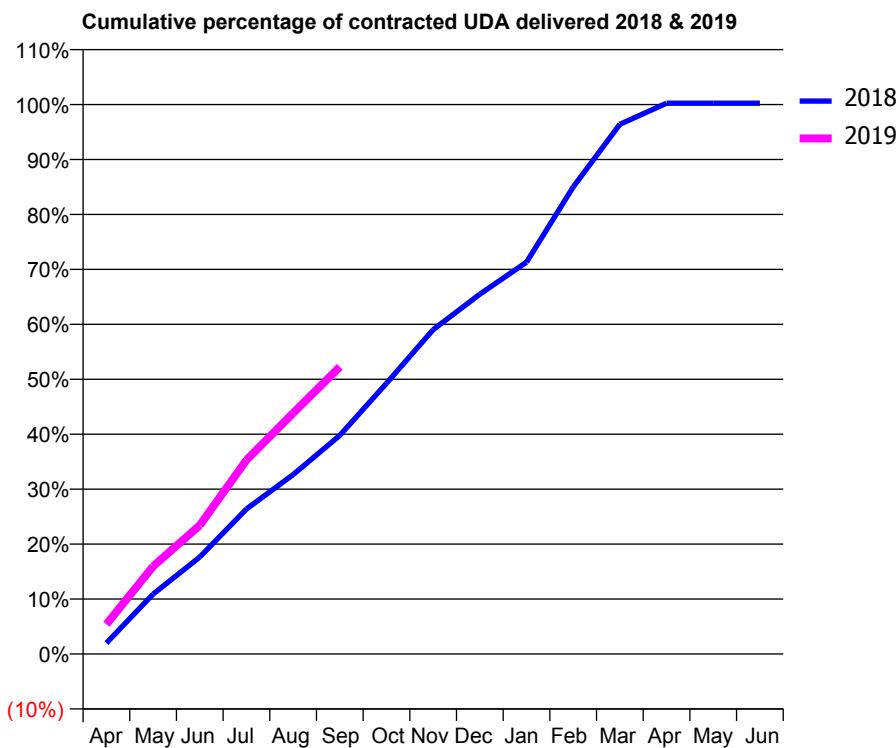
18/19 Contracted general activity (UDA)	14,734
Carry forward general activity (UDA)	-34
18/19 Contracted orthodontic activity (UOA)	0
Carry forward orthodontic activity (UOA)	0
Baseline contract value	£371,919.85

ACCESS*

Patients seen in 24 months	Total	Change since previous quarter
Quarter ending September 2017	4,654	
Quarter ending December 2017	4,785	↑
Quarter ending March 2018	4,855	→
Quarter ending June 2018	4,830	→
Quarter ending September 2018	4,819	→
Variance since September 2017	3.5%	↑



ACTIVITY



Adjusted Scheduled Activity (UDA)		
Month	2018	2019
April	296	800
May	1,606	2,350
June	2,600	3,452
July	3,889	5,202
August	4,809	6,458
September	5,863	7,699
October	7,259	
November	8,697	
December	9,648	
January	10,507	
February	12,525	
March	14,202	
April	14,767	
May	14,768	
June	14,768	

QUALITY

	Quantity	Base Number	Contract	AT	Region	England
% of FP17s for the same patient ID Re-attending within 3 months - Children	56	1,017	5.5%	9.8%	11.4%	11.6%
% of FP17s for the same patient ID Re-attending within 3 months - Adults	277	2,323	11.9%	14.7%	15.0%	15.5%
% of FP17s for the same patient ID Re-attending between 3 & 9 months - Children	634	1,017	62.3%	52.8%	59.9%	58.8%
% of FP17s for the same patient ID Re-attending between 3 & 9 months - Adults	1,379	2,323	59.4%	48.0%	52.0%	51.1%
% of FP17s for Band 1 Urgent Courses	128	2,875	4.5%	8.0%	8.0%	9.0%
% of FP17s Relating to Free Repair or Replacements	21	2,875	0.7%	0.7%	0.8%	0.8%
% of FP17s Relating to Continuations	60	2,875	2.1%	0.8%	0.9%	0.9%
% of Patients satisfied with the dentistry they have received	5	5	N/A	92.8%	93.5%	93.3%
% of Patients satisfied with the time they had to wait for an appointment	5	5	N/A	89.7%	89.1%	88.9%

* This is based on patients treated on this contract for their most recent course of treatment. Figures in italics indicate the base number of FP17s or Patient Questionnaire responses are less than 100. N/A is shown where the base number of responses is less than 10 during the period. % is calculated as Quantity/Base number*100

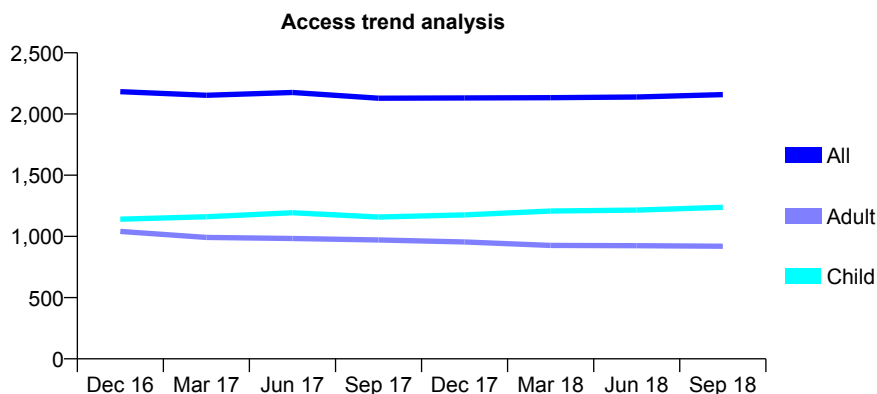
Q54 - Vital Signs At a Glance Contract Report for 849022/0001 - September 2018

Name or company name	MR FL MOHAMED
Contract type name	GDS Contract
Purpose of contract	General
Contract start date	01/04/2006
Contract end date	

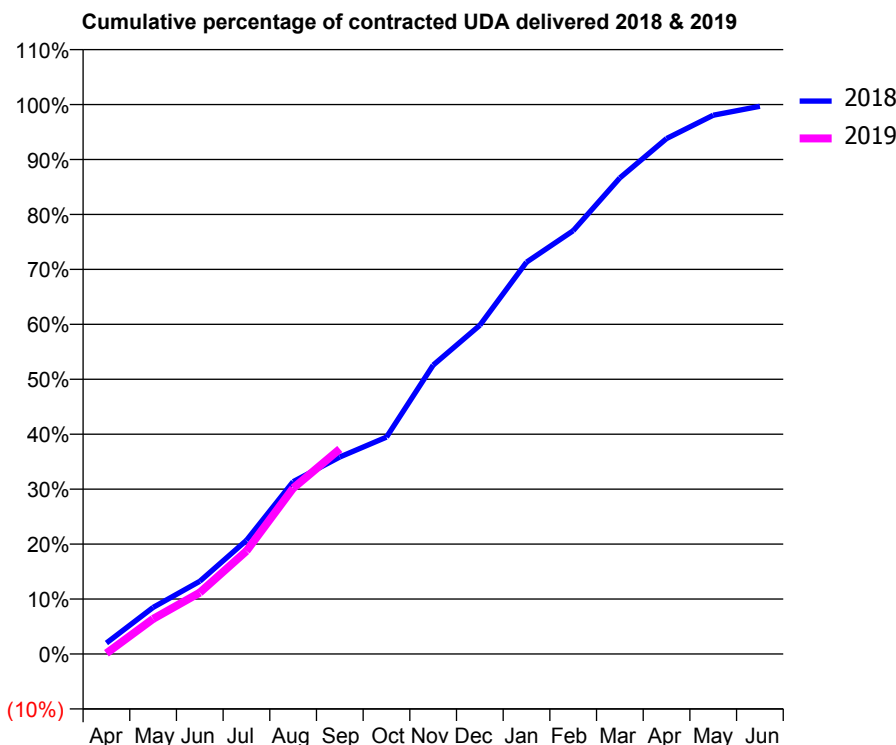
18/19 Contracted general activity (UDA)	6,092
Carry forward general activity (UDA)	19
18/19 Contracted orthodontic activity (UOA)	0
Carry forward orthodontic activity (UOA)	0
Baseline contract value	£190,710.61

ACCESS*

Patients seen in 24 months	Total	Change since previous quarter
Quarter ending September 2017	2,129	
Quarter ending December 2017	2,131	→
Quarter ending March 2018	2,133	→
Quarter ending June 2018	2,139	→
Quarter ending September 2018	2,158	→
Variance since September 2017	1.4%	→



ACTIVITY



Adjusted Scheduled Activity (UDA)		
Month	2018	2019
April	122	8
May	517	389
June	806	681
July	1,261	1,143
August	1,911	1,838
September	2,184	2,273
October	2,404	
November	3,202	
December	3,644	
January	4,345	
February	4,693	
March	5,279	
April	5,715	
May	5,974	
June	6,073	

QUALITY

	Quantity	Base Number	Contract	AT	Region	England
% of FP17s for the same patient ID Re-attending within 3 months - Children	44	632	7.0%	9.8%	11.4%	11.6%
% of FP17s for the same patient ID Re-attending within 3 months - Adults	57	397	14.4%	14.7%	15.0%	15.5%
% of FP17s for the same patient ID Re-attending between 3 & 9 months - Children	208	632	32.9%	52.8%	59.9%	58.8%
% of FP17s for the same patient ID Re-attending between 3 & 9 months - Adults	89	397	22.4%	48.0%	52.0%	51.1%
% of FP17s for Band 1 Urgent Courses	79	812	9.7%	8.0%	8.0%	9.0%
% of FP17s Relating to Free Repair or Replacements	0	812	0.0%	0.7%	0.8%	0.8%
% of FP17s Relating to Continuations	2	812	0.2%	0.8%	0.9%	0.9%
% of Patients satisfied with the dentistry they have received	1	1	N/A	92.8%	93.5%	93.3%
% of Patients satisfied with the time they had to wait for an appointment	1	1	N/A	89.7%	89.1%	88.9%

* This is based on patients treated on this contract for their most recent course of treatment. Figures in italics indicate the base number of FP17s or Patient Questionnaire responses are less than 100. N/A is shown where the base number of responses is less than 10 during the period. % is calculated as Quantity/Base number*100

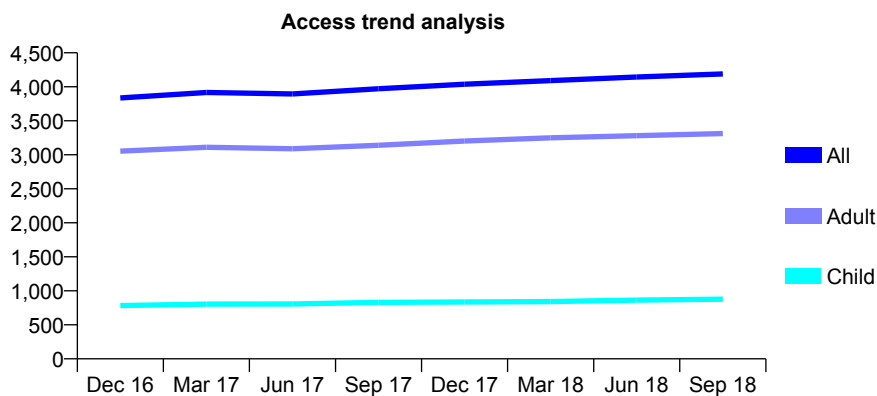
Q54 - Vital Signs At a Glance Contract Report for 853720/0001 - September 2018

Name or company name	MR LY CHEN
Contract type name	GDS Contract
Purpose of contract	General
Contract start date	01/04/2006
Contract end date	

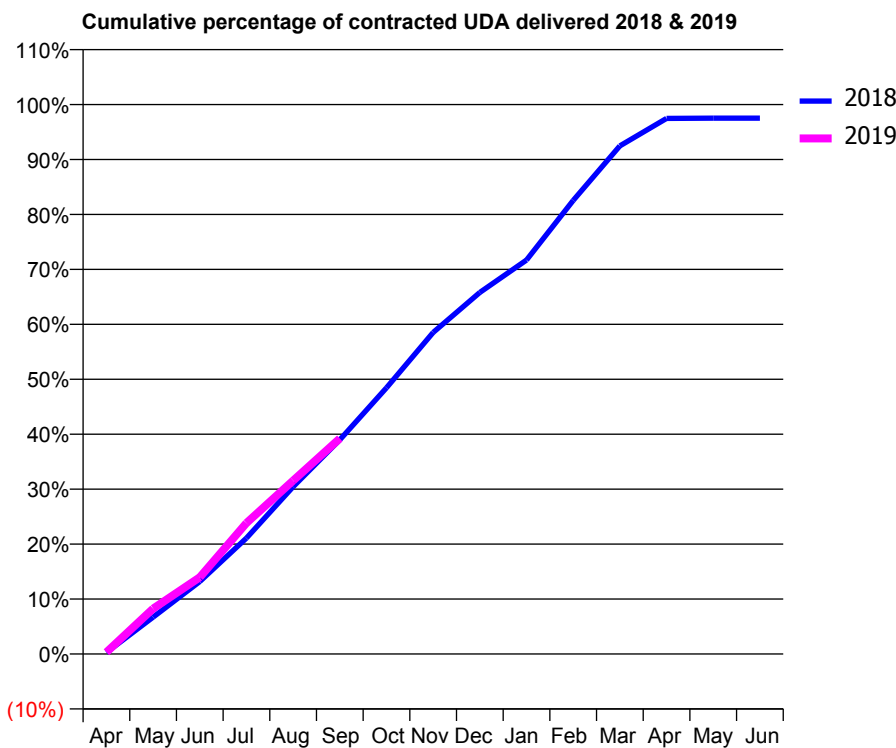
18/19 Contracted general activity (UDA)	14,000
Carry forward general activity (UDA)	347
18/19 Contracted orthodontic activity (UOA)	0
Carry forward orthodontic activity (UOA)	0
Baseline contract value	£335,551.72

ACCESS*

Patients seen in 24 months	Total	Change since previous quarter
Quarter ending September 2017	3,971	
Quarter ending December 2017	4,039	→
Quarter ending March 2018	4,092	→
Quarter ending June 2018	4,144	→
Quarter ending September 2018	4,190	→
Variance since September 2017	5.5%	↑



ACTIVITY



Month	Adjusted Scheduled Activity (UDA)	
	2018	2019
April	41	47
May	939	1,157
June	1,845	1,955
July	2,954	3,338
August	4,261	4,418
September	5,458	5,493
October	6,782	
November	8,192	
December	9,213	
January	10,038	
February	11,556	
March	12,945	
April	13,646	
May	13,652	
June	13,652	

QUALITY

	Quantity	Base Number	Contract	AT	Region	England
% of FP17s for the same patient ID Re-attending within 3 months - Children	50	510	9.8%	9.8%	11.4%	11.6%
% of FP17s for the same patient ID Re-attending within 3 months - Adults	238	1,969	12.1%	14.7%	15.0%	15.5%
% of FP17s for the same patient ID Re-attending between 3 & 9 months - Children	195	510	38.2%	52.8%	59.9%	58.8%
% of FP17s for the same patient ID Re-attending between 3 & 9 months - Adults	943	1,969	47.9%	48.0%	52.0%	51.1%
% of FP17s for Band 1 Urgent Courses	175	2,249	7.8%	8.0%	8.0%	9.0%
% of FP17s Relating to Free Repair or Replacements	15	2,249	0.7%	0.7%	0.8%	0.8%
% of FP17s Relating to Continuations	5	2,249	0.2%	0.8%	0.9%	0.9%
% of Patients satisfied with the dentistry they have received	1	1	N/A	92.8%	93.5%	93.3%
% of Patients satisfied with the time they had to wait for an appointment	1	1	N/A	89.7%	89.1%	88.9%

* This is based on patients treated on this contract for their most recent course of treatment. Figures in italics indicate the base number of FP17s or Patient Questionnaire responses are less than 100. N/A is shown where the base number of responses is less than 10 during the period. % is calculated as Quantity/Base number*100

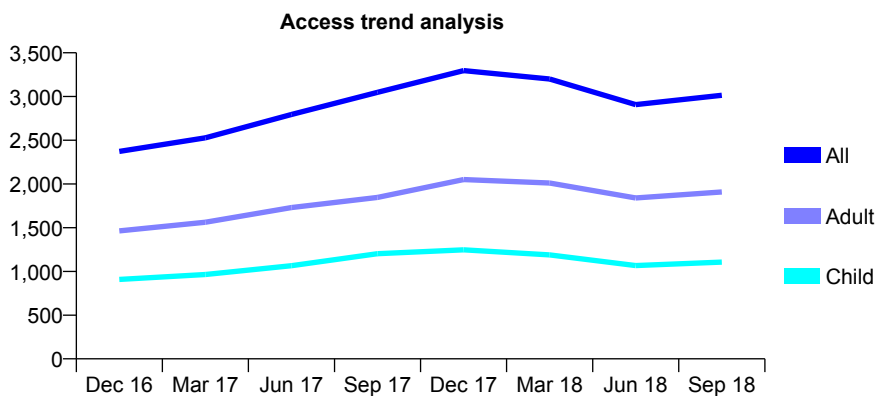
Q54 - Vital Signs At a Glance Contract Report for 854115/0001 - September 2018

Name or company name	MISS N DHALIWAL
Contract type name	GDS Contract
Purpose of contract	General
Contract start date	01/04/2006
Contract end date	

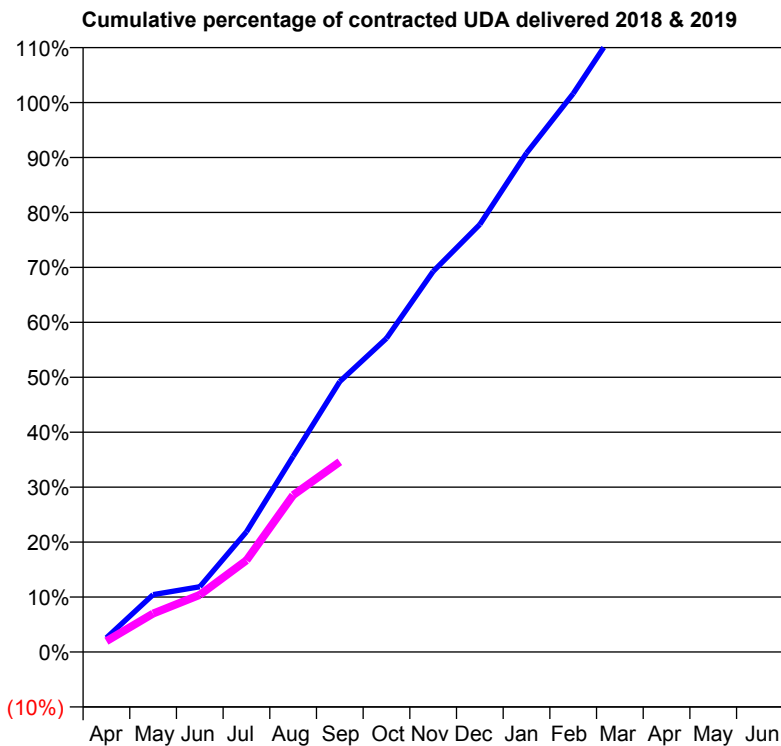
18/19 Contracted general activity (UDA)	9,418
Carry forward general activity (UDA)	0
18/19 Contracted orthodontic activity (UOA)	0
Carry forward orthodontic activity (UOA)	0
Baseline contract value	£262,828.04

ACCESS*

Patients seen in 24 months	Total	Change since previous quarter
Quarter ending September 2017	3,048	
Quarter ending December 2017	3,296	↑
Quarter ending March 2018	3,200	↓
Quarter ending June 2018	2,907	↓
Quarter ending September 2018	3,014	↑
Variance since September 2017	(1.1%)	↓



ACTIVITY



Adjusted Scheduled Activity (UDA)		
Month	2018	2019
April	244	186
May	983	659
June	1,118	980
July	2,061	1,571
August	3,355	2,689
September	4,636	3,261
October	5,376	
November	6,524	
December	7,329	
January	8,551	
February	9,570	
March	10,776	
April	11,185	
May	11,185	
June	11,185	

QUALITY

	Quantity	Base Number	Contract	AT	Region	England
% of FP17s for the same patient ID Re-attending within 3 months - Children	23	678	3.4%	9.8%	11.4%	11.6%
% of FP17s for the same patient ID Re-attending within 3 months - Adults	69	704	9.8%	14.7%	15.0%	15.5%
% of FP17s for the same patient ID Re-attending between 3 & 9 months - Children	297	678	43.8%	52.8%	59.9%	58.8%
% of FP17s for the same patient ID Re-attending between 3 & 9 months - Adults	243	704	34.5%	48.0%	52.0%	51.1%
% of FP17s for Band 1 Urgent Courses	34	1,267	2.7%	8.0%	8.0%	9.0%
% of FP17s Relating to Free Repair or Replacements	6	1,267	0.5%	0.7%	0.8%	0.8%
% of FP17s Relating to Continuations	22	1,267	1.7%	0.8%	0.9%	0.9%
% of Patients satisfied with the dentistry they have received	3	3	N/A	92.8%	93.5%	93.3%
% of Patients satisfied with the time they had to wait for an appointment	2	3	N/A	89.7%	89.1%	88.9%

* This is based on patients treated on this contract for their most recent course of treatment. Figures in italics indicate the base number of FP17s or Patient Questionnaire responses are less than 100. N/A is shown where the base number of responses is less than 10 during the period. % is calculated as Quantity/Base number*100

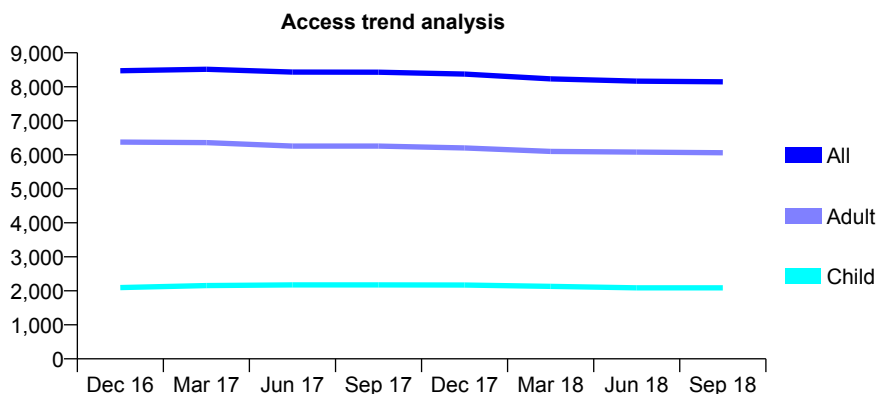
Q54 - Vital Signs At a Glance Contract Report for 854255/0001 - September 2018

Name or company name	MR M DHANDA
Contract type name	GDS Contract
Purpose of contract	General
Contract start date	01/04/2006
Contract end date	

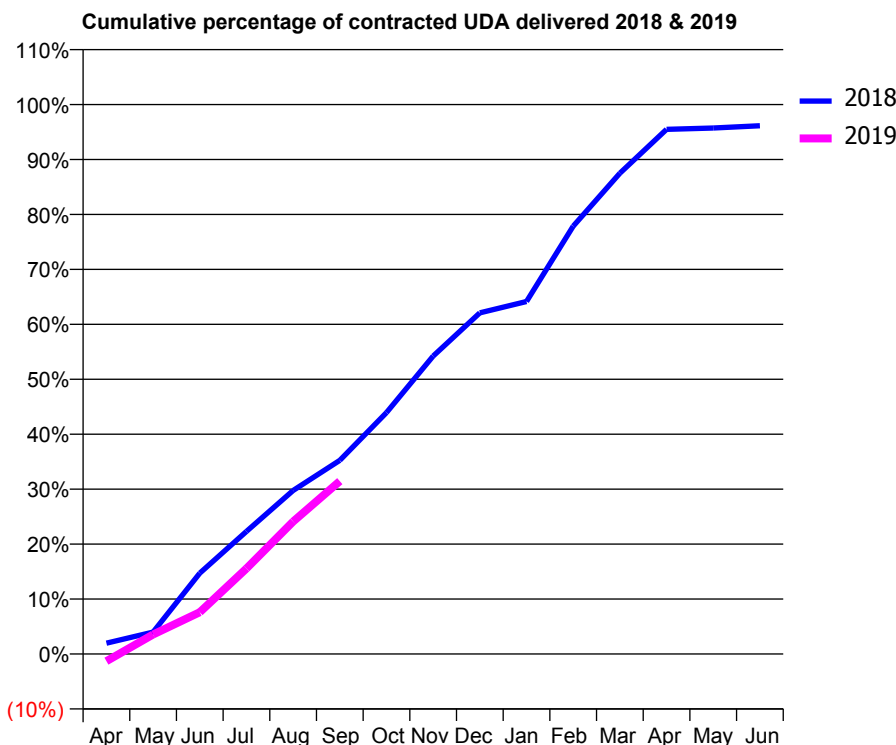
18/19 Contracted general activity (UDA)	22,559
Carry forward general activity (UDA)	872
18/19 Contracted orthodontic activity (UOA)	0
Carry forward orthodontic activity (UOA)	0
Baseline contract value	£539,466.23

ACCESS*

Patients seen in 24 months	Total	Change since previous quarter
Quarter ending September 2017	8,429	
Quarter ending December 2017	8,374	→
Quarter ending March 2018	8,233	↓
Quarter ending June 2018	8,166	→
Quarter ending September 2018	8,146	→
Variance since September 2017	(3.4%)	↓



ACTIVITY



Month	Adjusted Scheduled Activity (UDA)	
	2018	2019
April	445	-296
May	900	805
June	3,321	1,715
July	5,031	3,511
August	6,715	5,439
September	7,953	7,100
October	9,910	
November	12,232	
December	14,007	
January	14,471	
February	17,566	
March	19,737	
April	21,542	
May	21,594	
June	21,687	

QUALITY

	Quantity	Base Number	Contract	AT	Region	England
% of FP17s for the same patient ID Re-attending within 3 months - Children	78	1,307	6.0%	9.8%	11.4%	11.6%
% of FP17s for the same patient ID Re-attending within 3 months - Adults	296	3,353	8.8%	14.7%	15.0%	15.5%
% of FP17s for the same patient ID Re-attending between 3 & 9 months - Children	637	1,307	48.7%	52.8%	59.9%	58.8%
% of FP17s for the same patient ID Re-attending between 3 & 9 months - Adults	1,623	3,353	48.4%	48.0%	52.0%	51.1%
% of FP17s for Band 1 Urgent Courses	180	3,665	4.9%	8.0%	8.0%	9.0%
% of FP17s Relating to Free Repair or Replacements	17	3,665	0.5%	0.7%	0.8%	0.8%
% of FP17s Relating to Continuations	6	3,665	0.2%	0.8%	0.9%	0.9%
% of Patients satisfied with the dentistry they have received	5	7	N/A	92.8%	93.5%	93.3%
% of Patients satisfied with the time they had to wait for an appointment	6	7	N/A	89.7%	89.1%	88.9%

* This is based on patients treated on this contract for their most recent course of treatment. Figures in italics indicate the base number of FP17s or Patient Questionnaire responses are less than 100. N/A is shown where the base number of responses is less than 10 during the period. % is calculated as Quantity/Base number*100

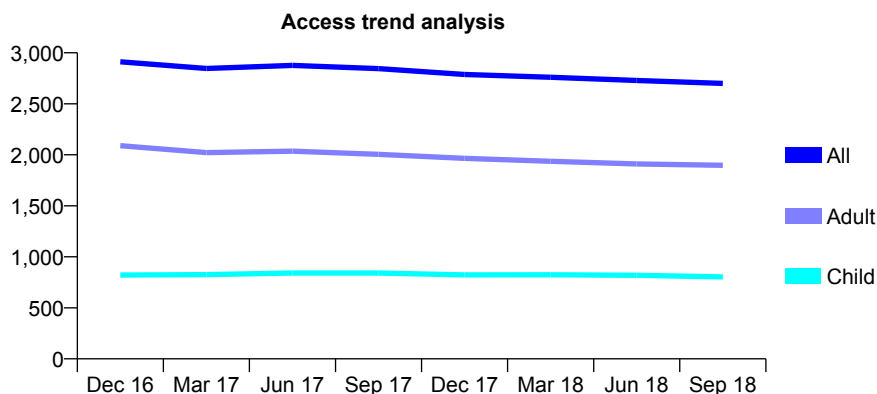
Q54 - Vital Signs At a Glance Contract Report for 857866/0002 - September 2018

Name or company name	MR LG THOTA
Contract type name	GDS Contract
Purpose of contract	General
Contract start date	01/09/2006
Contract end date	

18/19 Contracted general activity (UDA)	16,000
Carry forward general activity (UDA)	0
18/19 Contracted orthodontic activity (UOA)	0
Carry forward orthodontic activity (UOA)	0
Baseline contract value	£335,999.99

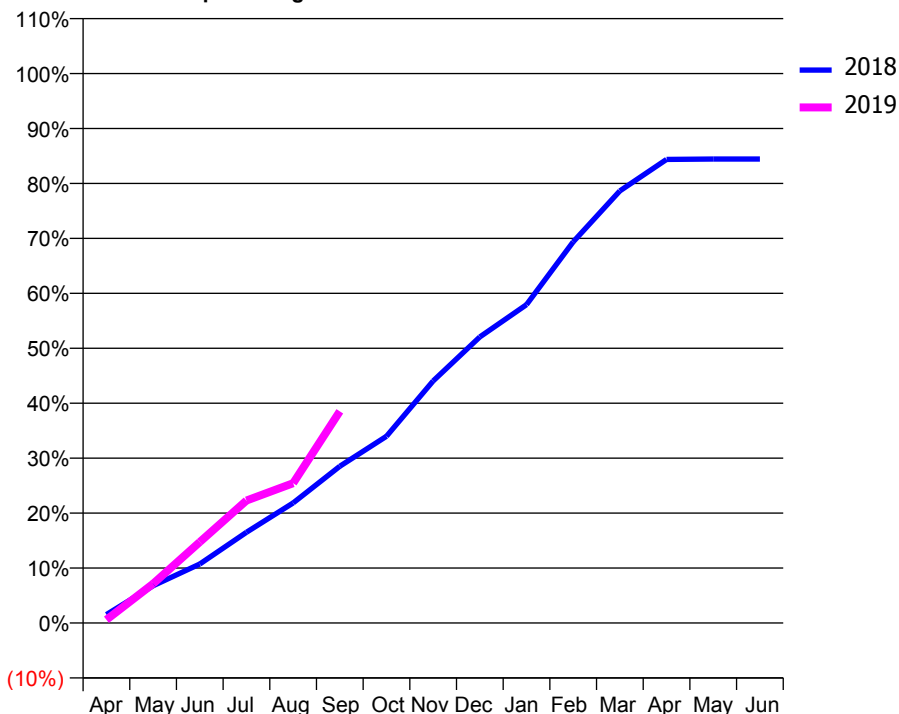
ACCESS*

Patients seen in 24 months	Total	Change since previous quarter
Quarter ending September 2017	2,845	
Quarter ending December 2017	2,788	↓
Quarter ending March 2018	2,760	↓
Quarter ending June 2018	2,729	↓
Quarter ending September 2018	2,700	↓
Variance since September 2017	(5.1%)	↓



ACTIVITY

Cumulative percentage of contracted UDA delivered 2018 & 2019



Month	Adjusted Scheduled Activity (UDA)	
	2018	2019
April	248	94
May	1,085	1,145
June	1,716	2,360
July	2,642	3,566
August	3,495	4,070
September	4,564	6,164
October	5,436	
November	7,049	
December	8,331	
January	9,269	
February	11,098	
March	12,583	
April	13,497	
May	13,508	
June	13,508	

QUALITY

	Quantity	Base Number	Contract	AT	Region	England
% of FP17s for the same patient ID Re-attending within 3 months - Children	39	520	7.5%	9.8%	11.4%	11.6%
% of FP17s for the same patient ID Re-attending within 3 months - Adults	201	1,195	16.8%	14.7%	15.0%	15.5%
% of FP17s for the same patient ID Re-attending between 3 & 9 months - Children	275	520	52.9%	52.8%	59.9%	58.8%
% of FP17s for the same patient ID Re-attending between 3 & 9 months - Adults	646	1,195	54.1%	48.0%	52.0%	51.1%
% of FP17s for Band 1 Urgent Courses	71	1,545	4.6%	8.0%	8.0%	9.0%
% of FP17s Relating to Free Repair or Replacements	29	1,545	1.9%	0.7%	0.8%	0.8%
% of FP17s Relating to Continuations	52	1,545	3.4%	0.8%	0.9%	0.9%
% of Patients satisfied with the dentistry they have received	1	1	N/A	92.8%	93.5%	93.3%
% of Patients satisfied with the time they had to wait for an appointment	1	1	N/A	89.7%	89.1%	88.9%

* This is based on patients treated on this contract for their most recent course of treatment. Figures in italics indicate the base number of FP17s or Patient Questionnaire responses are less than 100. N/A is shown where the base number of responses is less than 10 during the period. % is calculated as Quantity/Base number*100

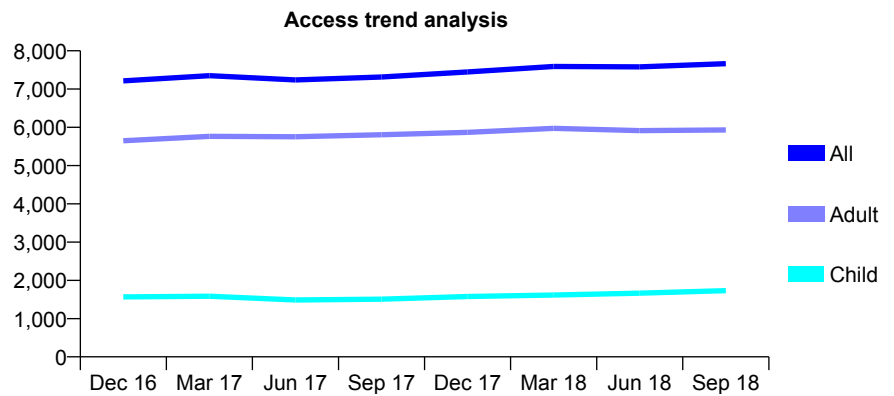
Q54 - Vital Signs At a Glance Contract Report for 858064/0001 - September 2018

Name or company name	MR JE SWINSCOE
Contract type name	GDS Contract
Purpose of contract	General
Contract start date	01/04/2006
Contract end date	

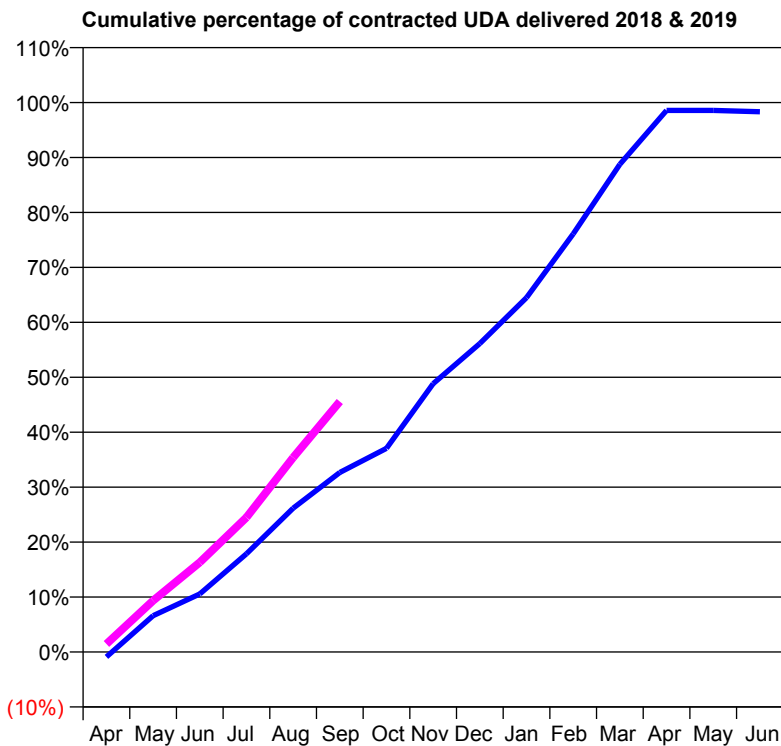
18/19 Contracted general activity (UDA)	23,507
Carry forward general activity (UDA)	395
18/19 Contracted orthodontic activity (UOA)	0
Carry forward orthodontic activity (UOA)	0
Baseline contract value	£665,809.44

ACCESS*

Patients seen in 24 months	Total	Change since previous quarter
Quarter ending September 2017	7,315	
Quarter ending December 2017	7,449	→
Quarter ending March 2018	7,590	→
Quarter ending June 2018	7,581	→
Quarter ending September 2018	7,663	→
Variance since September 2017	4.8%	↑



ACTIVITY



Month	Adjusted Scheduled Activity (UDA)	
	2018	2019
April	-211	343
May	1,554	2,200
June	2,484	3,834
July	4,203	5,757
August	6,155	8,319
September	7,678	10,718
October	8,712	
November	11,481	
December	13,196	
January	15,161	
February	17,884	
March	20,862	
April	23,168	
May	23,168	
June	23,111	

QUALITY

	Quantity	Base Number	Contract	AT	Region	England
% of FP17s for the same patient ID Re-attending within 3 months - Children	86	1,434	6.0%	9.8%	11.4%	11.6%
% of FP17s for the same patient ID Re-attending within 3 months - Adults	567	4,370	13.0%	14.7%	15.0%	15.5%
% of FP17s for the same patient ID Re-attending between 3 & 9 months - Children	872	1,434	60.8%	52.8%	59.9%	58.8%
% of FP17s for the same patient ID Re-attending between 3 & 9 months - Adults	2,542	4,370	58.2%	48.0%	52.0%	51.1%
% of FP17s for Band 1 Urgent Courses	289	5,045	5.7%	8.0%	8.0%	9.0%
% of FP17s Relating to Free Repair or Replacements	83	5,045	1.6%	0.7%	0.8%	0.8%
% of FP17s Relating to Continuations	99	5,045	2.0%	0.8%	0.9%	0.9%
% of Patients satisfied with the dentistry they have received	3	3	N/A	92.8%	93.5%	93.3%
% of Patients satisfied with the time they had to wait for an appointment	3	3	N/A	89.7%	89.1%	88.9%

* This is based on patients treated on this contract for their most recent course of treatment. Figures in italics indicate the base number of FP17s or Patient Questionnaire responses are less than 100. N/A is shown where the base number of responses is less than 10 during the period. % is calculated as Quantity/Base number*100

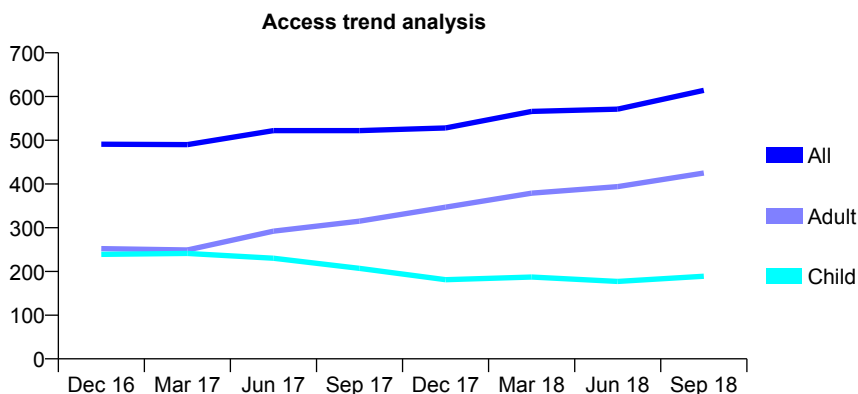
Q54 - Vital Signs At a Glance Contract Report for 858609/0001 - September 2018

Name or company name	MR KS GILL
Contract type name	GDS Contract
Purpose of contract	General
Contract start date	01/03/2010
Contract end date	

18/19 Contracted general activity (UDA)	2,000
Carry forward general activity (UDA)	8
18/19 Contracted orthodontic activity (UOA)	0
Carry forward orthodontic activity (UOA)	0
Baseline contract value	£47,022.20

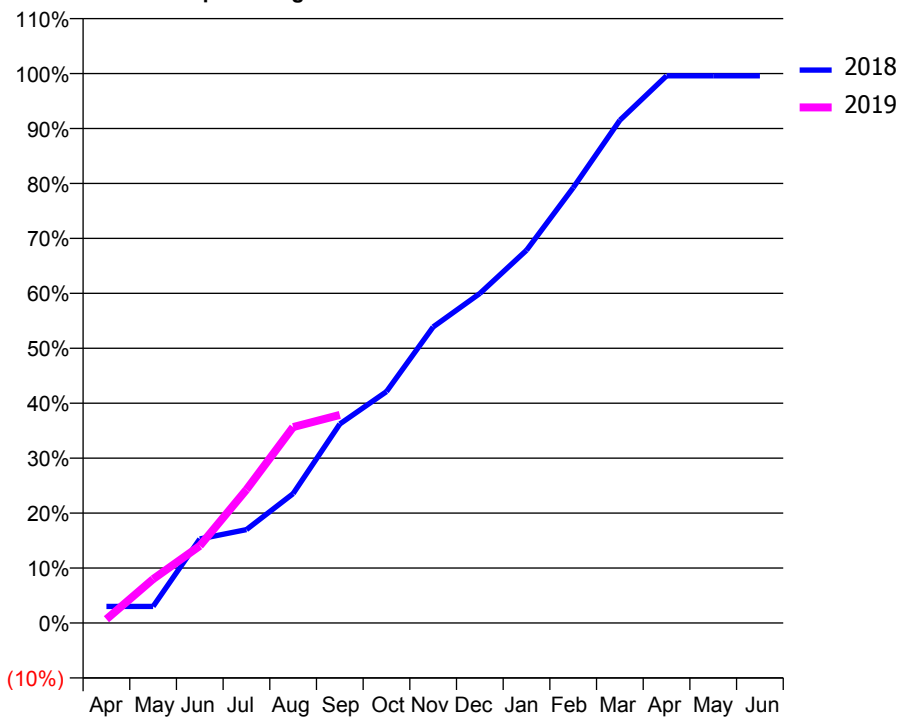
ACCESS*

Patients seen in 24 months	Total	Change since previous quarter
Quarter ending September 2017	522	
Quarter ending December 2017	528	→
Quarter ending March 2018	566	↑
Quarter ending June 2018	571	→
Quarter ending September 2018	614	↑
Variance since September 2017	17.6%	↑



ACTIVITY

Cumulative percentage of contracted UDA delivered 2018 & 2019



Adjusted Scheduled Activity (UDA)

Month	2018	2019
April	60	14
May	60	160
June	306	281
July	340	485
August	471	713
September	724	757
October	842	
November	1,078	
December	1,200	
January	1,357	
February	1,585	
March	1,830	
April	1,992	
May	1,992	
June	1,992	

QUALITY

	Quantity	Base Number	Contract	AT	Region	England
% of FP17s for the same patient ID Re-attending within 3 months - Children	1	144	0.7%	9.8%	11.4%	11.6%
% of FP17s for the same patient ID Re-attending within 3 months - Adults	14	277	5.1%	14.7%	15.0%	15.5%
% of FP17s for the same patient ID Re-attending between 3 & 9 months - Children	51	144	35.4%	52.8%	59.9%	58.8%
% of FP17s for the same patient ID Re-attending between 3 & 9 months - Adults	69	277	24.9%	48.0%	52.0%	51.1%
% of FP17s for Band 1 Urgent Courses	6	378	1.6%	8.0%	8.0%	9.0%
% of FP17s Relating to Free Repair or Replacements	1	378	0.3%	0.7%	0.8%	0.8%
% of FP17s Relating to Continuations	1	378	0.3%	0.8%	0.9%	0.9%
% of Patients satisfied with the dentistry they have received	1	1	N/A	92.8%	93.5%	93.3%
% of Patients satisfied with the time they had to wait for an appointment	1	1	N/A	89.7%	89.1%	88.9%

* This is based on patients treated on this contract for their most recent course of treatment. Figures in italics indicate the base number of FP17s or Patient Questionnaire responses are less than 100. N/A is shown where the base number of responses is less than 10 during the period. % is calculated as Quantity/Base number*100

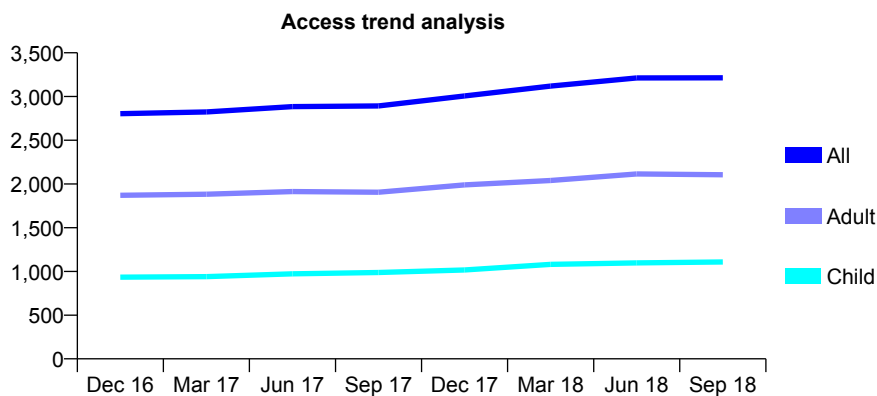
Q54 - Vital Signs At a Glance Contract Report for 859389/0001 - September 2018

Name or company name	MR A KHALIL
Contract type name	GDS Contract
Purpose of contract	General
Contract start date	01/04/2006
Contract end date	

18/19 Contracted general activity (UDA)	11,766
Carry forward general activity (UDA)	-152
18/19 Contracted orthodontic activity (UOA)	0
Carry forward orthodontic activity (UOA)	0
Baseline contract value	£296,094.76

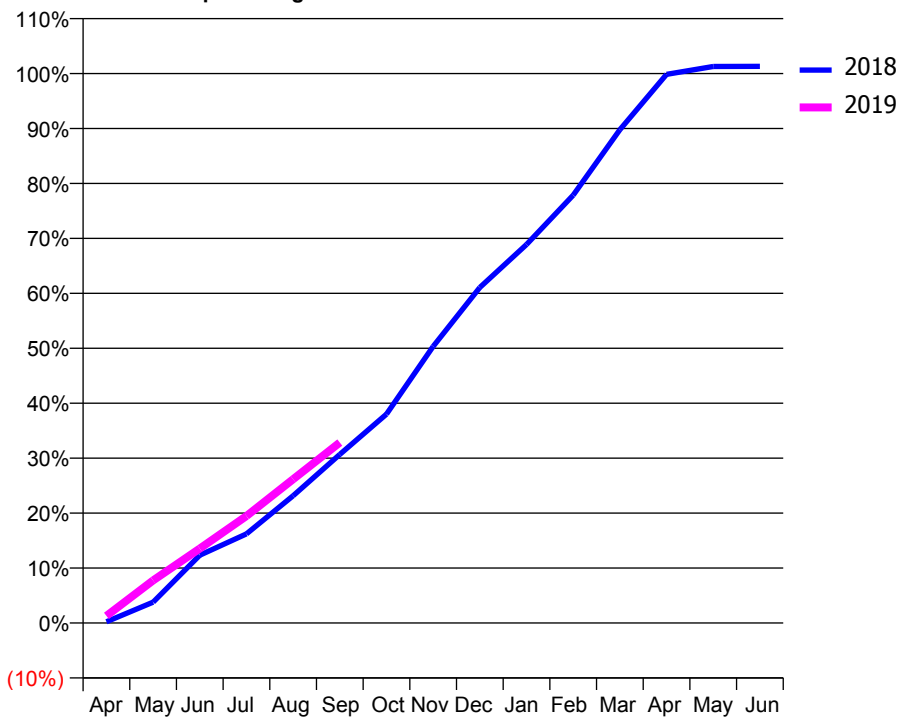
ACCESS*

Patients seen in 24 months	Total	Change since previous quarter
Quarter ending September 2017	2,893	
Quarter ending December 2017	3,007	↑
Quarter ending March 2018	3,120	↑
Quarter ending June 2018	3,212	↑
Quarter ending September 2018	3,214	→
Variance since September 2017	11.1%	↑



ACTIVITY

Cumulative percentage of contracted UDA delivered 2018 & 2019



Month	Adjusted Scheduled Activity (UDA)	
	2018	2019
April	28	152
May	447	913
June	1,452	1,594
July	1,910	2,290
August	2,726	3,080
September	3,612	3,865
October	4,474	
November	5,924	
December	7,184	
January	8,104	
February	9,162	
March	10,563	
April	11,748	
May	11,917	
June	11,918	

QUALITY

	Quantity	Base Number	Contract	AT	Region	England
% of FP17s for the same patient ID Re-attending within 3 months - Children	37	503	7.4%	9.8%	11.4%	11.6%
% of FP17s for the same patient ID Re-attending within 3 months - Adults	124	940	13.2%	14.7%	15.0%	15.5%
% of FP17s for the same patient ID Re-attending between 3 & 9 months - Children	126	503	25.0%	52.8%	59.9%	58.8%
% of FP17s for the same patient ID Re-attending between 3 & 9 months - Adults	279	940	29.7%	48.0%	52.0%	51.1%
% of FP17s for Band 1 Urgent Courses	146	1,160	12.6%	8.0%	8.0%	9.0%
% of FP17s Relating to Free Repair or Replacements	3	1,160	0.3%	0.7%	0.8%	0.8%
% of FP17s Relating to Continuations	0	1,160	0.0%	0.8%	0.9%	0.9%
% of Patients satisfied with the dentistry they have received	1	1	N/A	92.8%	93.5%	93.3%
% of Patients satisfied with the time they had to wait for an appointment	0	1	N/A	89.7%	89.1%	88.9%

* This is based on patients treated on this contract for their most recent course of treatment. Figures in italics indicate the base number of FP17s or Patient Questionnaire responses are less than 100. N/A is shown where the base number of responses is less than 10 during the period. % is calculated as Quantity/Base number*100

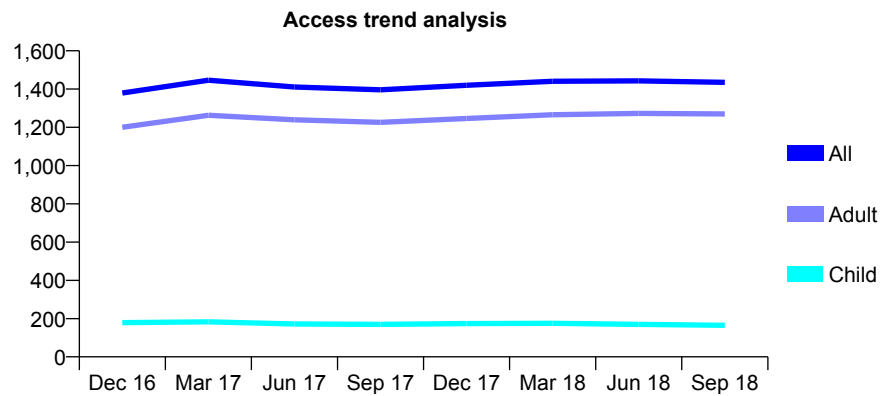
Q54 - Vital Signs At a Glance Contract Report for 901245/0001 - September 2018

Name or company name	MR DG HENDERSON
Contract type name	GDS Contract
Purpose of contract	General and Orthodontic
Contract start date	01/04/2006
Contract end date	

18/19 Contracted general activity (UDA)	3,830
Carry forward general activity (UDA)	41
18/19 Contracted orthodontic activity (UOA)	3
Carry forward orthodontic activity (UOA)	0
Baseline contract value	£99,762.47

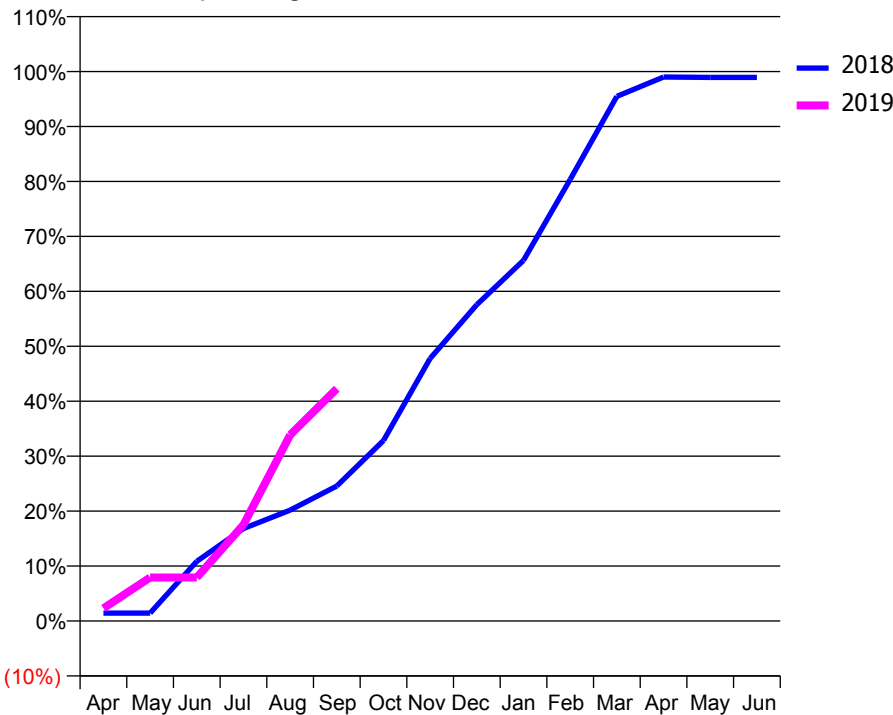
ACCESS*

Patients seen in 24 months	Total	Change since previous quarter
Quarter ending September 2017	1,396	
Quarter ending December 2017	1,420	→
Quarter ending March 2018	1,441	→
Quarter ending June 2018	1,443	→
Quarter ending September 2018	1,435	→
Variance since September 2017	2.8%	↑



ACTIVITY

Cumulative percentage of contracted UDA delivered 2018 & 2019



Month	Adjusted Scheduled Activity (UDA)	
	2018	2019
April	55	88
May	55	304
June	416	304
July	644	670
August	772	1,297
September	941	1,620
October	1,258	
November	1,831	
December	2,205	
January	2,514	
February	3,078	
March	3,657	
April	3,791	
May	3,788	
June	3,788	

QUALITY

	Quantity	Base Number	Contract	AT	Region	England
% of FP17s for the same patient ID Re-attending within 3 months - Children	10	102	9.8%	9.8%	11.4%	11.6%
% of FP17s for the same patient ID Re-attending within 3 months - Adults	166	806	20.6%	14.7%	15.0%	15.5%
% of FP17s for the same patient ID Re-attending between 3 & 9 months - Children	56	102	54.9%	52.8%	59.9%	58.8%
% of FP17s for the same patient ID Re-attending between 3 & 9 months - Adults	414	806	51.4%	48.0%	52.0%	51.1%
% of FP17s for Band 1 Urgent Courses	104	857	12.1%	8.0%	8.0%	9.0%
% of FP17s Relating to Free Repair or Replacements	9	857	1.1%	0.7%	0.8%	0.8%
% of FP17s Relating to Continuations	1	857	0.1%	0.8%	0.9%	0.9%
% of Patients satisfied with the dentistry they have received	0	1	N/A	92.8%	93.5%	93.3%
% of Patients satisfied with the time they had to wait for an appointment	0	1	N/A	89.7%	89.1%	88.9%

* This is based on patients treated on this contract for their most recent course of treatment. Figures in italics indicate the base number of FP17s or Patient Questionnaire responses are less than 100. N/A is shown where the base number of responses is less than 10 during the period. % is calculated as Quantity/Base number*100

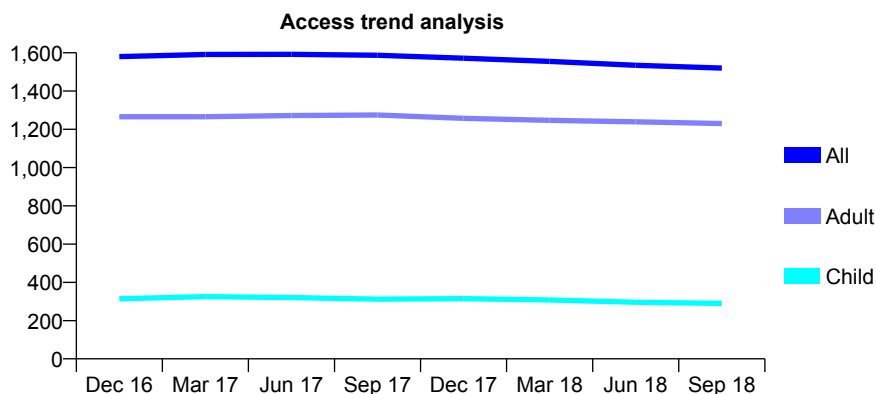
Q54 - Vital Signs At a Glance Contract Report for 909386/0001 - September 2018

Name or company name	MR AN HARGREAVES
Contract type name	GDS Contract
Purpose of contract	General
Contract start date	01/04/2006
Contract end date	

18/19 Contracted general activity (UDA)	4,635
Carry forward general activity (UDA)	39
18/19 Contracted orthodontic activity (UOA)	0
Carry forward orthodontic activity (UOA)	0
Baseline contract value	£133,464.77

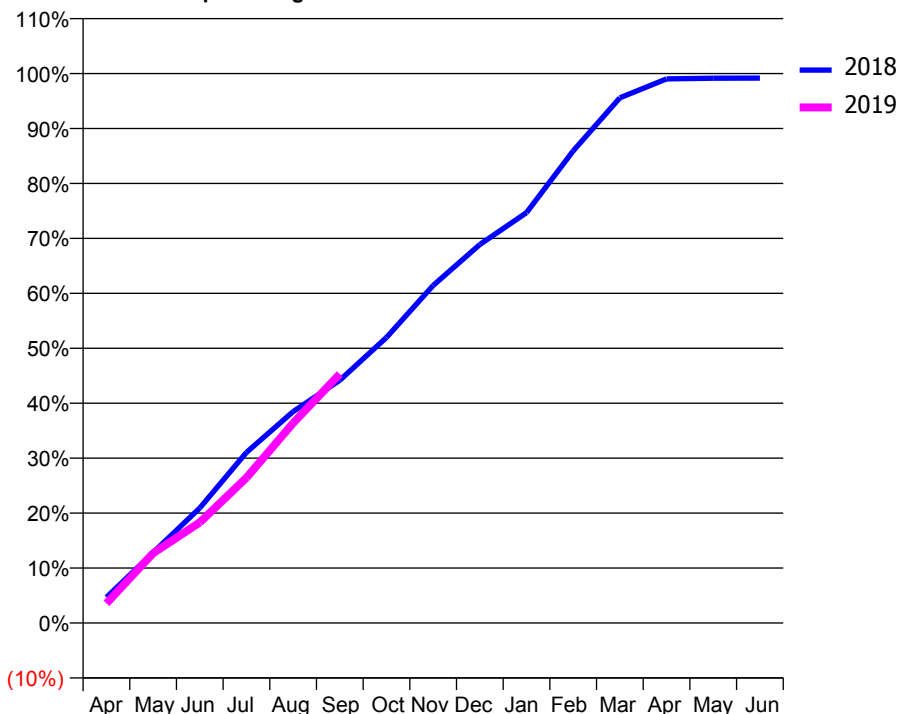
ACCESS*

Patients seen in 24 months	Total	Change since previous quarter
Quarter ending September 2017	1,587	
Quarter ending December 2017	1,572	→
Quarter ending March 2018	1,555	↓
Quarter ending June 2018	1,535	↓
Quarter ending September 2018	1,520	→
Variance since September 2017	(4.2%)	↓



ACTIVITY

Cumulative percentage of contracted UDA delivered 2018 & 2019



Month	Adjusted Scheduled Activity (UDA)	
	2018	2019
April	217	166
May	595	589
June	970	849
July	1,440	1,225
August	1,784	1,686
September	2,048	2,100
October	2,409	
November	2,847	
December	3,193	
January	3,462	
February	3,982	
March	4,429	
April	4,590	
May	4,595	
June	4,596	

QUALITY

	Quantity	Base Number	Contract	AT	Region	England
% of FP17s for the same patient ID Re-attending within 3 months - Children	5	236	2.1%	9.8%	11.4%	11.6%
% of FP17s for the same patient ID Re-attending within 3 months - Adults	49	963	5.1%	14.7%	15.0%	15.5%
% of FP17s for the same patient ID Re-attending between 3 & 9 months - Children	176	236	74.6%	52.8%	59.9%	58.8%
% of FP17s for the same patient ID Re-attending between 3 & 9 months - Adults	634	963	65.8%	48.0%	52.0%	51.1%
% of FP17s for Band 1 Urgent Courses	36	1,089	3.3%	8.0%	8.0%	9.0%
% of FP17s Relating to Free Repair or Replacements	6	1,089	0.6%	0.7%	0.8%	0.8%
% of FP17s Relating to Continuations	4	1,089	0.4%	0.8%	0.9%	0.9%
% of Patients satisfied with the dentistry they have received	1	1	N/A	92.8%	93.5%	93.3%
% of Patients satisfied with the time they had to wait for an appointment	1	1	N/A	89.7%	89.1%	88.9%

* This is based on patients treated on this contract for their most recent course of treatment. Figures in italics indicate the base number of FP17s or Patient Questionnaire responses are less than 100. N/A is shown where the base number of responses is less than 10 during the period. % is calculated as Quantity/Base number*100

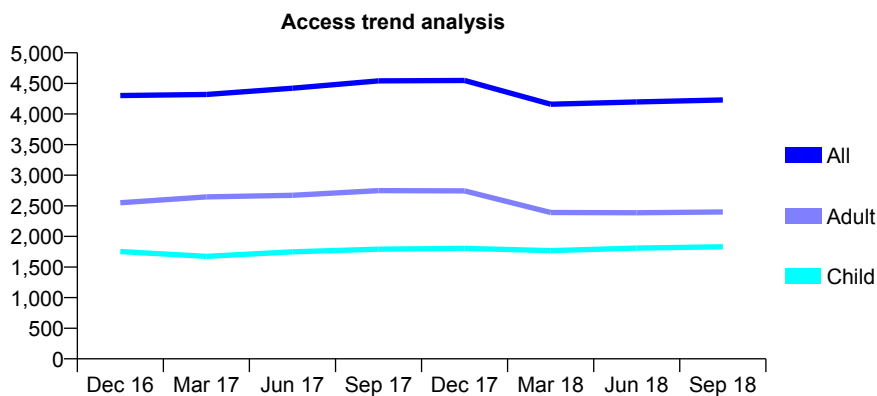
Q54 - Vital Signs At a Glance Contract Report for 913286/0002 - September 2018

Name or company name	Midlands Smile Centres
Contract type name	GDS Contract
Purpose of contract	General
Contract start date	01/04/2006
Contract end date	

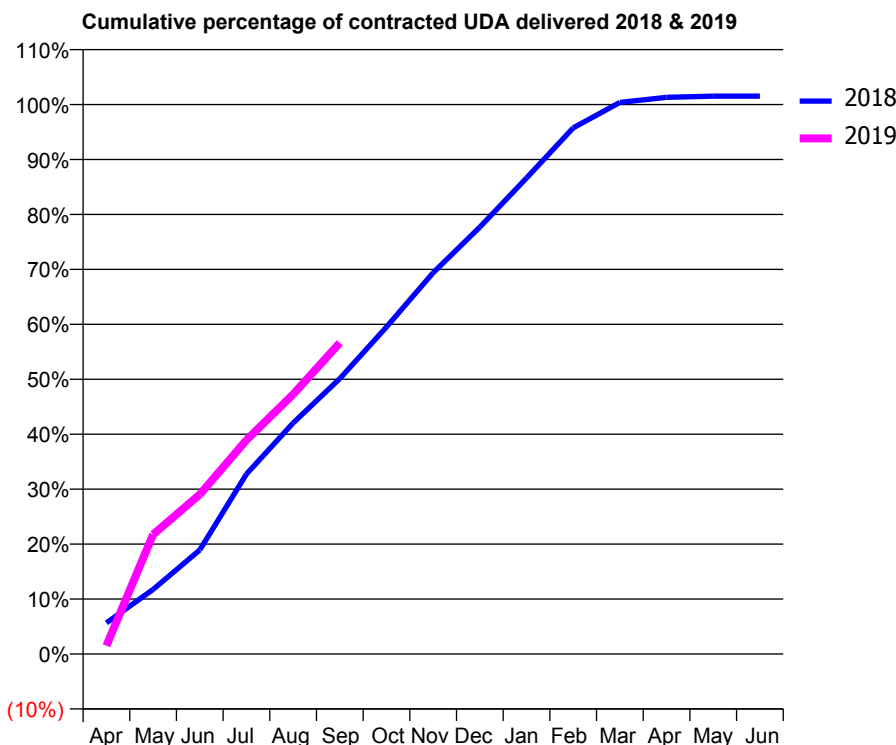
18/19 Contracted general activity (UDA)	14,799
Carry forward general activity (UDA)	-226
18/19 Contracted orthodontic activity (UOA)	0
Carry forward orthodontic activity (UOA)	0
Baseline contract value	£365,827.09

ACCESS*

Patients seen in 24 months	Total	Change since previous quarter
Quarter ending September 2017	4,541	
Quarter ending December 2017	4,547	→
Quarter ending March 2018	4,161	↓
Quarter ending June 2018	4,197	→
Quarter ending September 2018	4,230	→
Variance since September 2017	(6.8%)	↓



ACTIVITY



Month	Adjusted Scheduled Activity (UDA)	
	2018	2019
April	838	226
May	1,739	3,221
June	2,803	4,298
July	4,845	5,763
August	6,223	6,996
September	7,418	8,381
October	8,806	
November	10,270	
December	11,496	
January	12,817	
February	14,169	
March	14,856	
April	14,993	
May	15,025	
June	15,025	

QUALITY

	Quantity	Base Number	Contract	AT	Region	England
% of FP17s for the same patient ID Re-attending within 3 months - Children	91	1,287	7.1%	9.8%	11.4%	11.6%
% of FP17s for the same patient ID Re-attending within 3 months - Adults	244	1,283	19.0%	14.7%	15.0%	15.5%
% of FP17s for the same patient ID Re-attending between 3 & 9 months - Children	708	1,287	55.0%	52.8%	59.9%	58.8%
% of FP17s for the same patient ID Re-attending between 3 & 9 months - Adults	509	1,283	39.7%	48.0%	52.0%	51.1%
% of FP17s for Band 1 Urgent Courses	172	2,464	7.0%	8.0%	8.0%	9.0%
% of FP17s Relating to Free Repair or Replacements	4	2,464	0.2%	0.7%	0.8%	0.8%
% of FP17s Relating to Continuations	4	2,464	0.2%	0.8%	0.9%	0.9%
% of Patients satisfied with the dentistry they have received	1	2	N/A	92.8%	93.5%	93.3%
% of Patients satisfied with the time they had to wait for an appointment	2	2	N/A	89.7%	89.1%	88.9%

* This is based on patients treated on this contract for their most recent course of treatment. Figures in italics indicate the base number of FP17s or Patient Questionnaire responses are less than 100. N/A is shown where the base number of responses is less than 10 during the period. % is calculated as Quantity/Base number*100

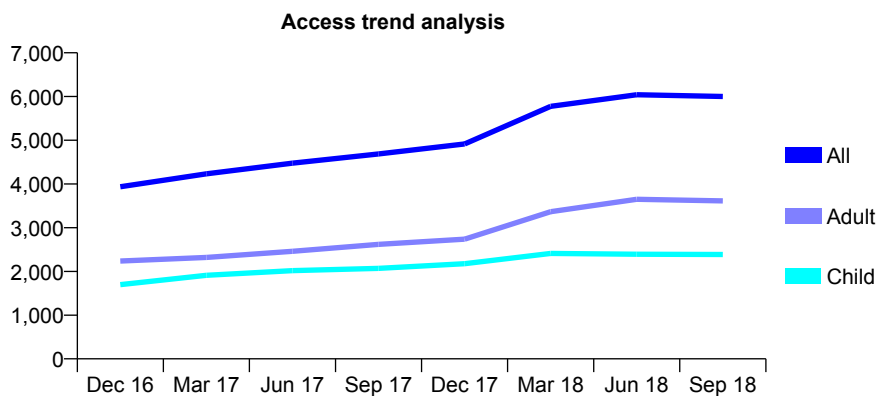
Q54 - Vital Signs At a Glance Contract Report for 913286/0003 - September 2018

Name or company name	Midlands Smile Centres
Contract type name	GDS Contract
Purpose of contract	General
Contract start date	01/04/2006
Contract end date	

18/19 Contracted general activity (UDA)	13,657
Carry forward general activity (UDA)	-273
18/19 Contracted orthodontic activity (UOA)	0
Carry forward orthodontic activity (UOA)	0
Baseline contract value	£375,220.44

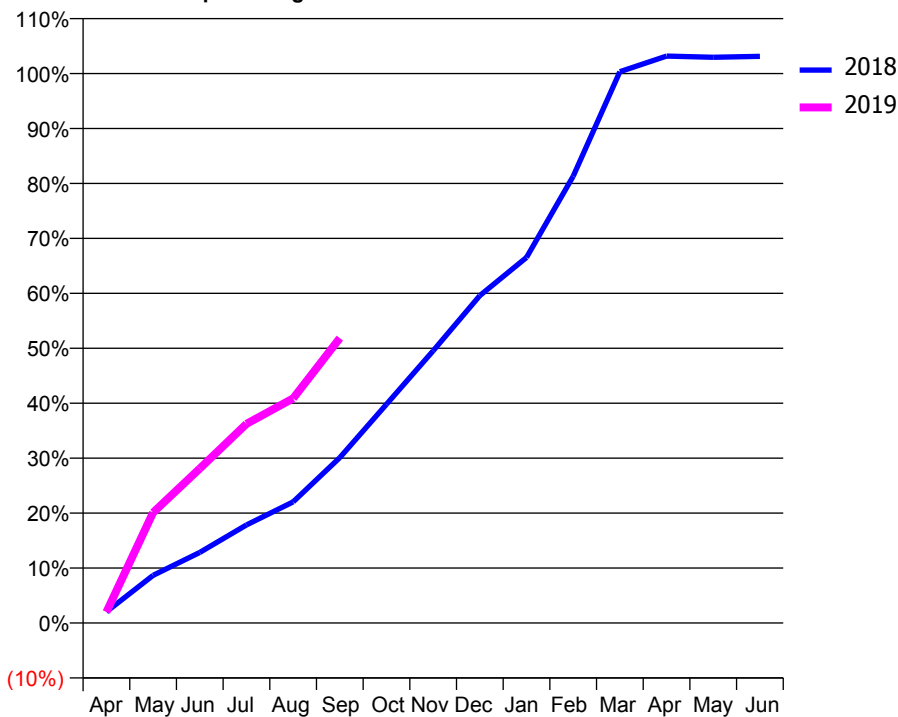
ACCESS*

Patients seen in 24 months	Total	Change since previous quarter
Quarter ending September 2017	4,687	
Quarter ending December 2017	4,915	↑
Quarter ending March 2018	5,776	↑
Quarter ending June 2018	6,042	↑
Quarter ending September 2018	6,000	→
Variance since September 2017	28.0%	↑



ACTIVITY

Cumulative percentage of contracted UDA delivered 2018 & 2019



Adjusted Scheduled Activity (UDA)

Month	2018	2019
April	282	273
May	1,186	2,744
June	1,755	3,839
July	2,436	4,950
August	3,011	5,583
September	4,111	7,081
October	5,435	
November	6,764	
December	8,139	
January	9,087	
February	11,106	
March	13,703	
April	14,089	
May	14,059	
June	14,085	

QUALITY

	Quantity	Base Number	Contract	AT	Region	England
% of FP17s for the same patient ID Re-attending within 3 months - Children	118	1,368	8.6%	9.8%	11.4%	11.6%
% of FP17s for the same patient ID Re-attending within 3 months - Adults	391	1,872	20.9%	14.7%	15.0%	15.5%
% of FP17s for the same patient ID Re-attending between 3 & 9 months - Children	629	1,368	46.0%	52.8%	59.9%	58.8%
% of FP17s for the same patient ID Re-attending between 3 & 9 months - Adults	448	1,872	23.9%	48.0%	52.0%	51.1%
% of FP17s for Band 1 Urgent Courses	347	2,529	13.7%	8.0%	8.0%	9.0%
% of FP17s Relating to Free Repair or Replacements	0	2,529	0.0%	0.7%	0.8%	0.8%
% of FP17s Relating to Continuations	1	2,529	0.0%	0.8%	0.9%	0.9%
% of Patients satisfied with the dentistry they have received	1	1	N/A	92.8%	93.5%	93.3%
% of Patients satisfied with the time they had to wait for an appointment	1	1	N/A	89.7%	89.1%	88.9%

* This is based on patients treated on this contract for their most recent course of treatment. Figures in italics indicate the base number of FP17s or Patient Questionnaire responses are less than 100. N/A is shown where the base number of responses is less than 10 during the period. % is calculated as Quantity/Base number*100

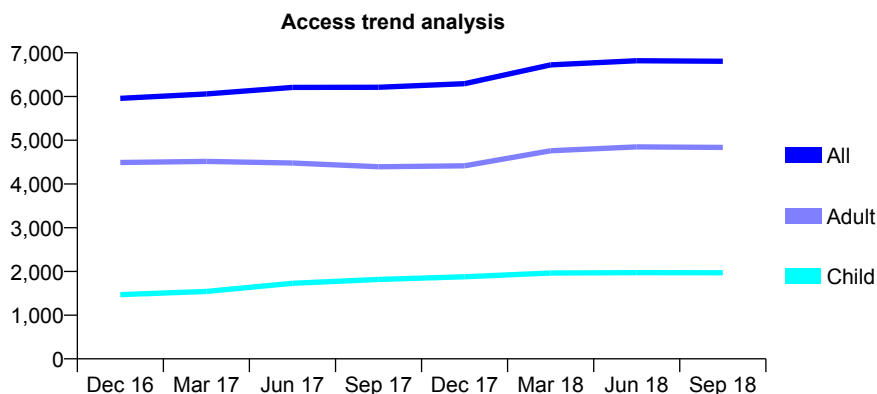
Q54 - Vital Signs At a Glance Contract Report for 913286/0007 - September 2018

Name or company name	Midlands Smile Centres
Contract type name	GDS Contract
Purpose of contract	General
Contract start date	01/04/2009
Contract end date	

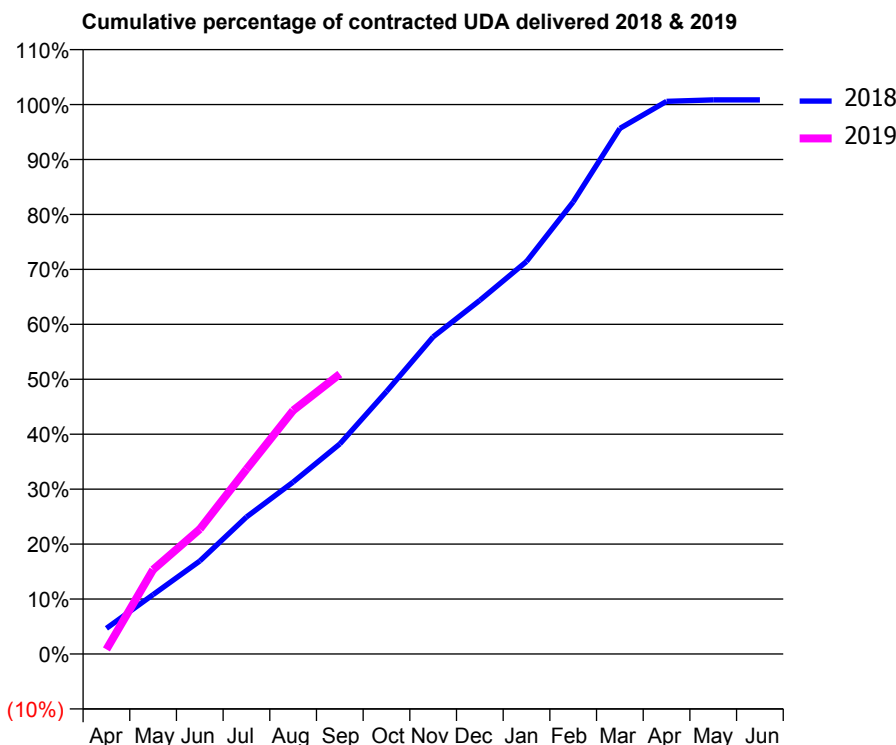
18/19 Contracted general activity (UDA)	19,254
Carry forward general activity (UDA)	-162
18/19 Contracted orthodontic activity (UOA)	0
Carry forward orthodontic activity (UOA)	0
Baseline contract value	£484,134.96

ACCESS*

Patients seen in 24 months	Total	Change since previous quarter
Quarter ending September 2017	6,211	
Quarter ending December 2017	6,293	→
Quarter ending March 2018	6,724	↑
Quarter ending June 2018	6,818	→
Quarter ending September 2018	6,806	→
Variance since September 2017	9.6%	↑



ACTIVITY



Month	Adjusted Scheduled Activity (UDA)	
	2018	2019
April	902	162
May	2,080	2,955
June	3,257	4,374
July	4,799	6,474
August	6,023	8,535
September	7,362	9,807
October	9,197	
November	11,113	
December	12,393	
January	13,753	
February	15,844	
March	18,415	
April	19,366	
May	19,416	
June	19,416	

QUALITY

	Quantity	Base Number	Contract	AT	Region	England
% of FP17s for the same patient ID Re-attending within 3 months - Children	126	1,308	9.6%	9.8%	11.4%	11.6%
% of FP17s for the same patient ID Re-attending within 3 months - Adults	556	3,065	18.1%	14.7%	15.0%	15.5%
% of FP17s for the same patient ID Re-attending between 3 & 9 months - Children	750	1,308	57.3%	52.8%	59.9%	58.8%
% of FP17s for the same patient ID Re-attending between 3 & 9 months - Adults	1,431	3,065	46.7%	48.0%	52.0%	51.1%
% of FP17s for Band 1 Urgent Courses	482	4,025	12.0%	8.0%	8.0%	9.0%
% of FP17s Relating to Free Repair or Replacements	37	4,025	0.9%	0.7%	0.8%	0.8%
% of FP17s Relating to Continuations	11	4,025	0.3%	0.8%	0.9%	0.9%
% of Patients satisfied with the dentistry they have received	1	1	N/A	92.8%	93.5%	93.3%
% of Patients satisfied with the time they had to wait for an appointment	1	1	N/A	89.7%	89.1%	88.9%

* This is based on patients treated on this contract for their most recent course of treatment. Figures in italics indicate the base number of FP17s or Patient Questionnaire responses are less than 100. N/A is shown where the base number of responses is less than 10 during the period. % is calculated as Quantity/Base number*100

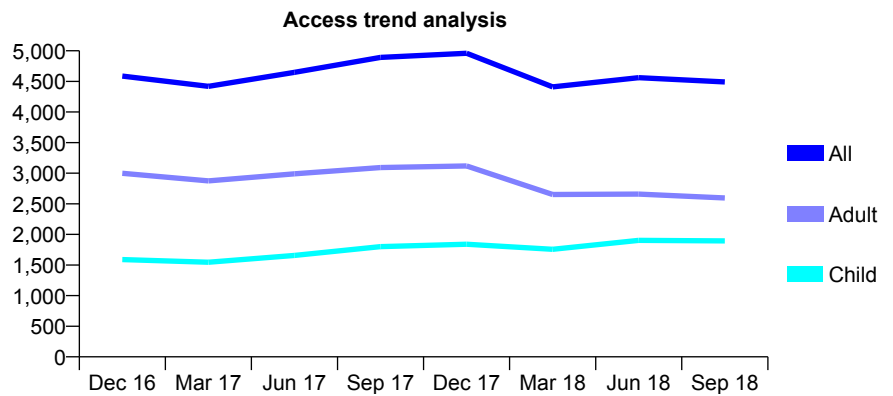
Q54 - Vital Signs At a Glance Contract Report for 913286/0010 - September 2018

Name or company name	Midlands Smile Centres
Contract type name	GDS Contract
Purpose of contract	General
Contract start date	30/04/2013
Contract end date	

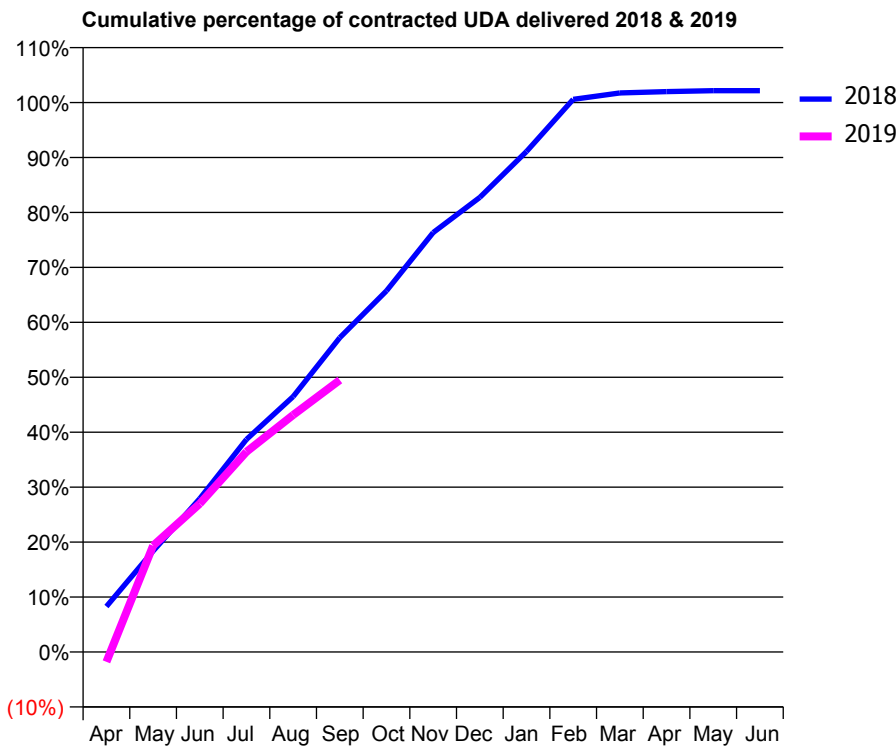
18/19 Contracted general activity (UDA)	13,901
Carry forward general activity (UDA)	253
18/19 Contracted orthodontic activity (UOA)	0
Carry forward orthodontic activity (UOA)	0
Baseline contract value	£370,326.41

ACCESS*

Patients seen in 24 months	Total	Change since previous quarter
Quarter ending September 2017	4,893	
Quarter ending December 2017	4,959	→
Quarter ending March 2018	4,410	↓
Quarter ending June 2018	4,562	↑
Quarter ending September 2018	4,491	↓
Variance since September 2017	(8.2%)	↓



ACTIVITY



Month	Adjusted Scheduled Activity (UDA)	
	2018	2019
April	1,109	-253
May	2,459	2,689
June	3,739	3,752
July	5,178	5,064
August	6,224	5,996
September	7,659	6,880
October	8,797	
November	10,217	
December	11,074	
January	12,192	
February	13,464	
March	13,617	
April	13,650	
May	13,673	
June	13,673	

QUALITY

	Quantity	Base Number	Contract	AT	Region	England
% of FP17s for the same patient ID Re-attending within 3 months - Children	89	1,447	6.2%	9.8%	11.4%	11.6%
% of FP17s for the same patient ID Re-attending within 3 months - Adults	198	1,365	14.5%	14.7%	15.0%	15.5%
% of FP17s for the same patient ID Re-attending between 3 & 9 months - Children	802	1,447	55.4%	52.8%	59.9%	58.8%
% of FP17s for the same patient ID Re-attending between 3 & 9 months - Adults	566	1,365	41.5%	48.0%	52.0%	51.1%
% of FP17s for Band 1 Urgent Courses	226	2,784	8.1%	8.0%	8.0%	9.0%
% of FP17s Relating to Free Repair or Replacements	6	2,784	0.2%	0.7%	0.8%	0.8%
% of FP17s Relating to Continuations	2	2,784	0.1%	0.8%	0.9%	0.9%
% of Patients satisfied with the dentistry they have received	3	3	N/A	92.8%	93.5%	93.3%
% of Patients satisfied with the time they had to wait for an appointment	3	3	N/A	89.7%	89.1%	88.9%

* This is based on patients treated on this contract for their most recent course of treatment. Figures in italics indicate the base number of FP17s or Patient Questionnaire responses are less than 100. N/A is shown where the base number of responses is less than 10 during the period. % is calculated as Quantity/Base number*100

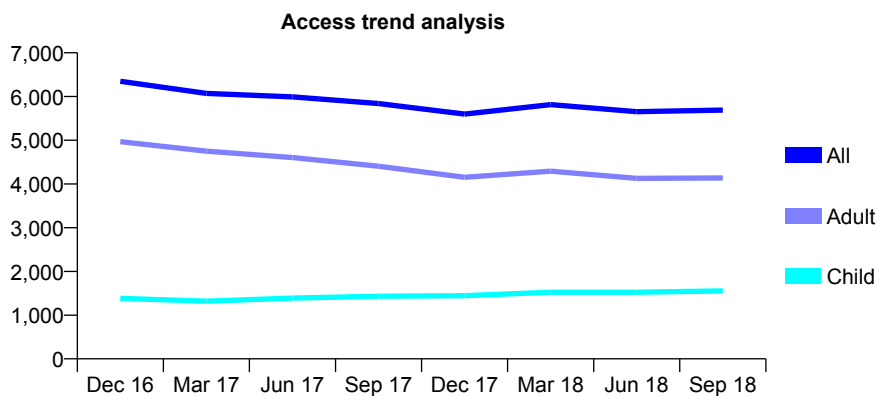
Q54 - Vital Signs At a Glance Contract Report for 913286/0011 - September 2018

Name or company name	Midlands Smile Centres
Contract type name	GDS Contract
Purpose of contract	General
Contract start date	01/07/2013
Contract end date	

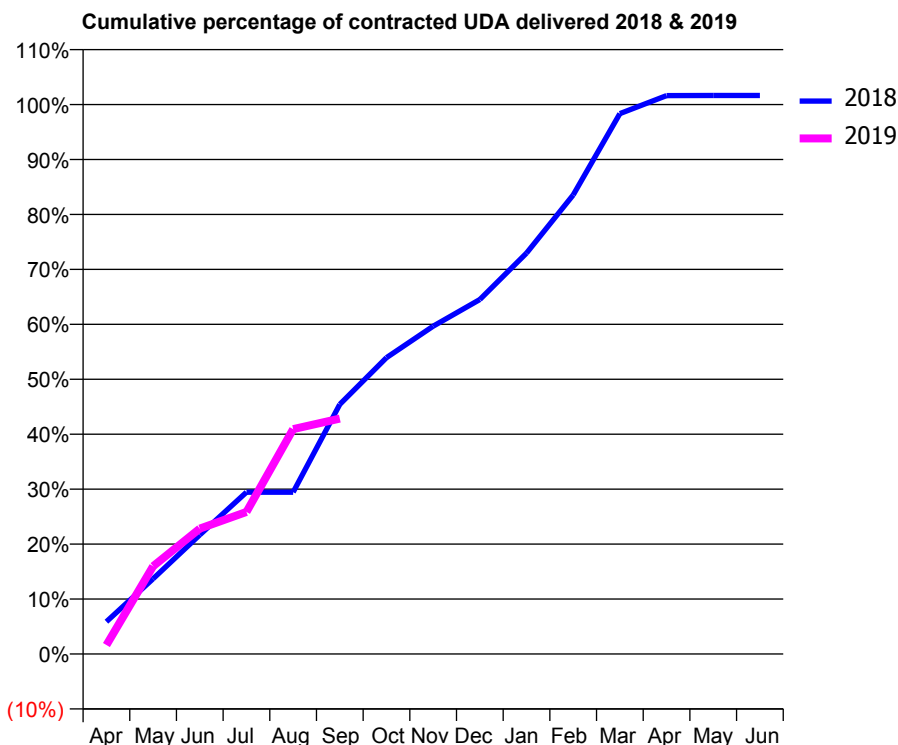
18/19 Contracted general activity (UDA)	15,442
Carry forward general activity (UDA)	-252
18/19 Contracted orthodontic activity (UOA)	0
Carry forward orthodontic activity (UOA)	0
Baseline contract value	£344,262.85

ACCESS*

Patients seen in 24 months	Total	Change since previous quarter
Quarter ending September 2017	5,840	
Quarter ending December 2017	5,597	↓
Quarter ending March 2018	5,816	↑
Quarter ending June 2018	5,653	↓
Quarter ending September 2018	5,689	→
Variance since September 2017	(2.6%)	↓



ACTIVITY



Month	Adjusted Scheduled Activity (UDA)	
	2018	2019
April	908	252
May	2,117	2,467
June	3,349	3,523
July	4,549	3,992
August	4,549	6,321
September	7,015	6,616
October	8,329	
November	9,214	
December	9,961	
January	11,267	
February	12,898	
March	15,186	
April	15,693	
May	15,694	
June	15,694	

QUALITY

	Quantity	Base Number	Contract	AT	Region	England
% of FP17s for the same patient ID Re-attending within 3 months - Children	72	936	7.7%	9.8%	11.4%	11.6%
% of FP17s for the same patient ID Re-attending within 3 months - Adults	315	2,454	12.8%	14.7%	15.0%	15.5%
% of FP17s for the same patient ID Re-attending between 3 & 9 months - Children	423	936	45.2%	52.8%	59.9%	58.8%
% of FP17s for the same patient ID Re-attending between 3 & 9 months - Adults	806	2,454	32.8%	48.0%	52.0%	51.1%
% of FP17s for Band 1 Urgent Courses	404	3,161	12.8%	8.0%	8.0%	9.0%
% of FP17s Relating to Free Repair or Replacements	3	3,161	0.1%	0.7%	0.8%	0.8%
% of FP17s Relating to Continuations	0	3,161	0.0%	0.8%	0.9%	0.9%
% of Patients satisfied with the dentistry they have received	0	0	N/A	92.8%	93.5%	93.3%
% of Patients satisfied with the time they had to wait for an appointment	0	0	N/A	89.7%	89.1%	88.9%

* This is based on patients treated on this contract for their most recent course of treatment. Figures in italics indicate the base number of FP17s or Patient Questionnaire responses are less than 100. N/A is shown where the base number of responses is less than 10 during the period. % is calculated as Quantity/Base number*100

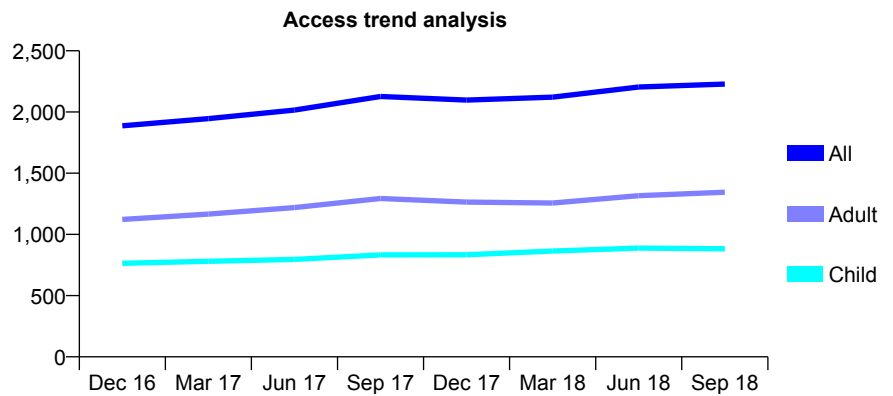
Q54 - Vital Signs At a Glance Contract Report for 913618/0001 - September 2018

Name or company name	Mere Green Dental
Contract type name	GDS Contract
Purpose of contract	General and Orthodontic
Contract start date	01/04/2006
Contract end date	

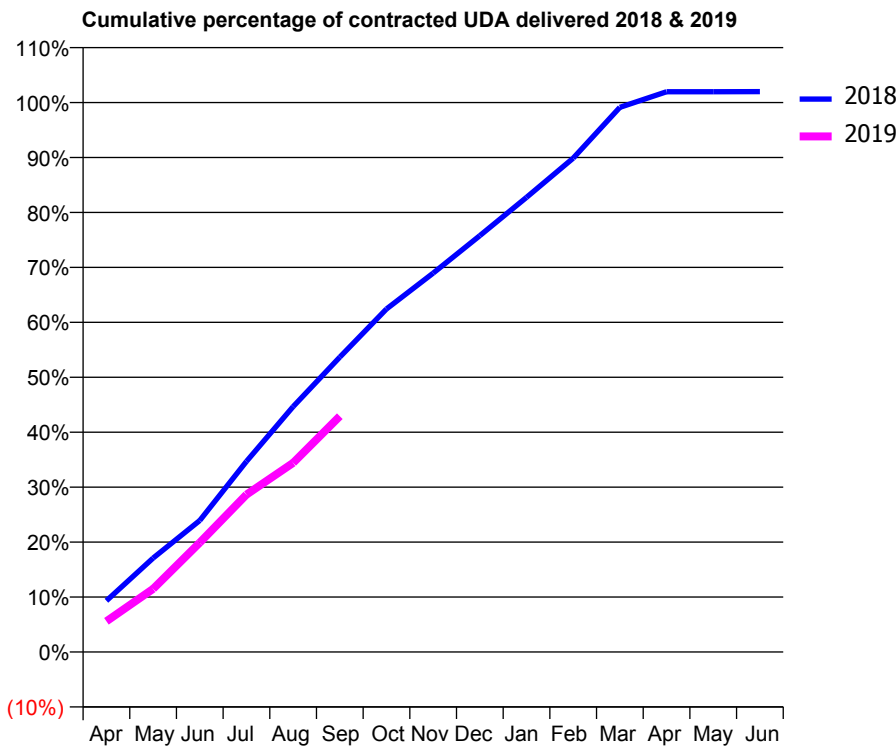
18/19 Contracted general activity (UDA)	5,306
Carry forward general activity (UDA)	-104
18/19 Contracted orthodontic activity (UOA)	959
Carry forward orthodontic activity (UOA)	-19
Baseline contract value	£194,799.20

ACCESS*

Patients seen in 24 months	Total	Change since previous quarter
Quarter ending September 2017	2,127	
Quarter ending December 2017	2,098	↓
Quarter ending March 2018	2,121	→
Quarter ending June 2018	2,204	↑
Quarter ending September 2018	2,228	→
Variance since September 2017	4.7%	↑



ACTIVITY



Adjusted Scheduled Activity (UDA)		
Month	2018	2019
April	495	297
May	908	610
June	1,270	1,057
July	1,840	1,520
August	2,370	1,826
September	2,847	2,277
October	3,312	
November	3,658	
December	4,020	
January	4,391	
February	4,768	
March	5,259	
April	5,409	
May	5,409	
June	5,411	

QUALITY

	Quantity	Base Number	Contract	AT	Region	England
% of FP17s for the same patient ID Re-attending within 3 months - Children	46	671	6.9%	9.8%	11.4%	11.6%
% of FP17s for the same patient ID Re-attending within 3 months - Adults	95	828	11.5%	14.7%	15.0%	15.5%
% of FP17s for the same patient ID Re-attending between 3 & 9 months - Children	325	671	48.4%	52.8%	59.9%	58.8%
% of FP17s for the same patient ID Re-attending between 3 & 9 months - Adults	407	828	49.2%	48.0%	52.0%	51.1%
% of FP17s for Band 1 Urgent Courses	88	1,276	6.9%	8.0%	8.0%	9.0%
% of FP17s Relating to Free Repair or Replacements	4	1,276	0.3%	0.7%	0.8%	0.8%
% of FP17s Relating to Continuations	9	1,276	0.7%	0.8%	0.9%	0.9%
% of Patients satisfied with the dentistry they have received	1	1	N/A	92.8%	93.5%	93.3%
% of Patients satisfied with the time they had to wait for an appointment	0	1	N/A	89.7%	89.1%	88.9%

* This is based on patients treated on this contract for their most recent course of treatment. Figures in italics indicate the base number of FP17s or Patient Questionnaire responses are less than 100. N/A is shown where the base number of responses is less than 10 during the period. % is calculated as Quantity/Base number*100

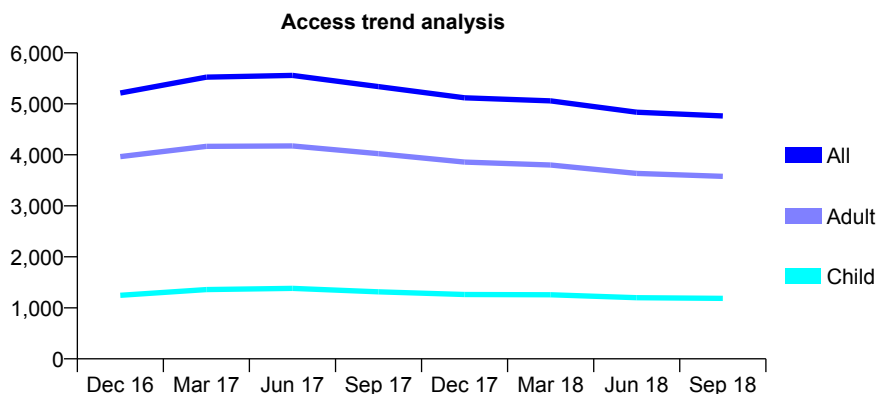
Q54 - Vital Signs At a Glance Contract Report for 921025/0001 - September 2018

Name or company name	MR S KUMAR
Contract type name	GDS Contract
Purpose of contract	General
Contract start date	06/04/2007
Contract end date	

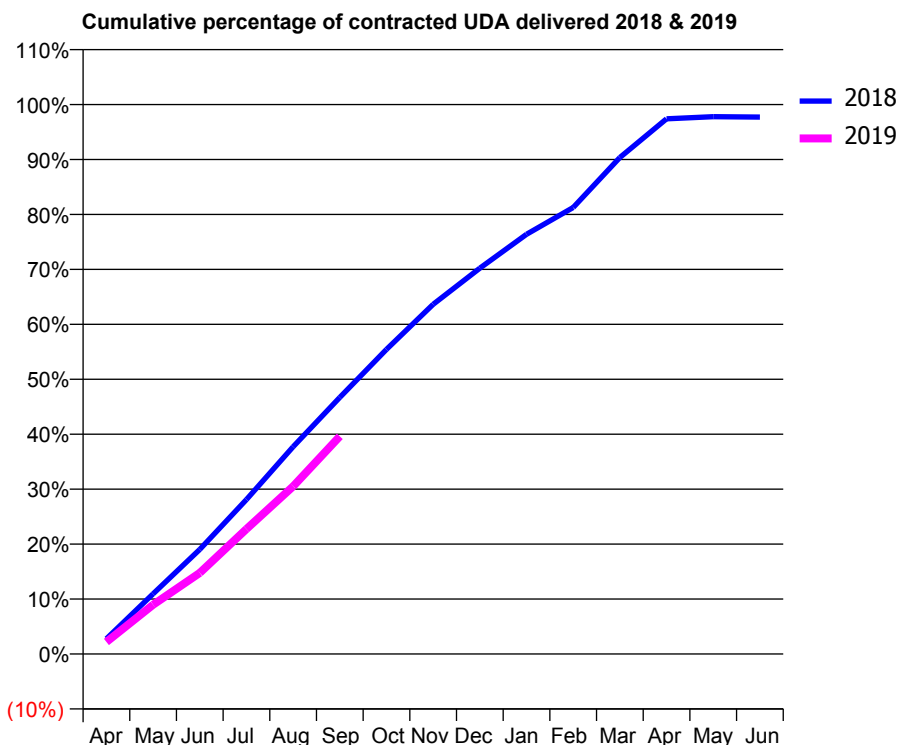
18/19 Contracted general activity (UDA)	17,992
Carry forward general activity (UDA)	411
18/19 Contracted orthodontic activity (UOA)	0
Carry forward orthodontic activity (UOA)	0
Baseline contract value	£417,932.60

ACCESS*

Patients seen in 24 months	Total	Change since previous quarter
Quarter ending September 2017	5,336	
Quarter ending December 2017	5,118	↓
Quarter ending March 2018	5,058	↓
Quarter ending June 2018	4,835	↓
Quarter ending September 2018	4,763	↓
Variance since September 2017	(10.7%)	↓



ACTIVITY



Adjusted Scheduled Activity (UDA)		
Month	2018	2019
April	500	396
May	1,971	1,612
June	3,426	2,658
July	5,056	4,091
August	6,786	5,491
September	8,402	7,126
October	9,976	
November	11,452	
December	12,635	
January	13,744	
February	14,621	
March	16,255	
April	17,522	
May	17,592	
June	17,580	

QUALITY

	Quantity	Base Number	Contract	AT	Region	England
% of FP17s for the same patient ID Re-attending within 3 months - Children	59	806	7.3%	9.8%	11.4%	11.6%
% of FP17s for the same patient ID Re-attending within 3 months - Adults	460	2,441	18.8%	14.7%	15.0%	15.5%
% of FP17s for the same patient ID Re-attending between 3 & 9 months - Children	445	806	55.2%	52.8%	59.9%	58.8%
% of FP17s for the same patient ID Re-attending between 3 & 9 months - Adults	1,193	2,441	48.9%	48.0%	52.0%	51.1%
% of FP17s for Band 1 Urgent Courses	138	2,868	4.8%	8.0%	8.0%	9.0%
% of FP17s Relating to Free Repair or Replacements	139	2,868	4.8%	0.7%	0.8%	0.8%
% of FP17s Relating to Continuations	54	2,868	1.9%	0.8%	0.9%	0.9%
% of Patients satisfied with the dentistry they have received	2	2	N/A	92.8%	93.5%	93.3%
% of Patients satisfied with the time they had to wait for an appointment	2	2	N/A	89.7%	89.1%	88.9%

* This is based on patients treated on this contract for their most recent course of treatment. Figures in italics indicate the base number of FP17s or Patient Questionnaire responses are less than 100. N/A is shown where the base number of responses is less than 10 during the period. % is calculated as Quantity/Base number*100

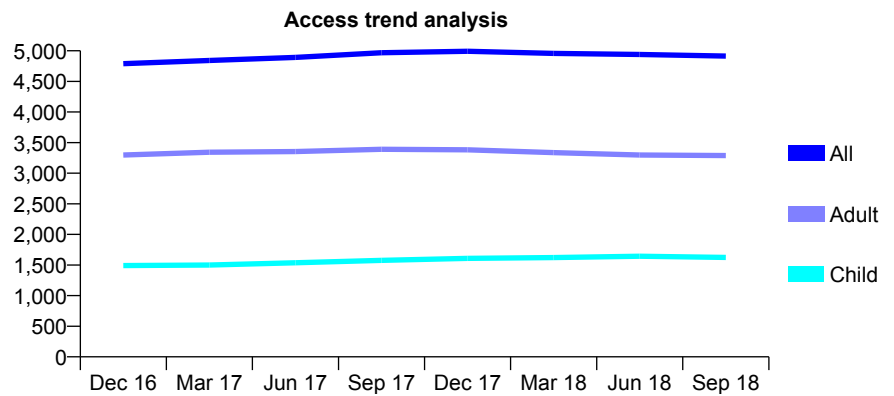
Q54 - Vital Signs At a Glance Contract Report for 921408/0001 - September 2018

Name or company name	MRS AK KHATKAR
Contract type name	GDS Contract
Purpose of contract	General
Contract start date	01/04/2006
Contract end date	

18/19 Contracted general activity (UDA)	8,640
Carry forward general activity (UDA)	-135
18/19 Contracted orthodontic activity (UOA)	0
Carry forward orthodontic activity (UOA)	0
Baseline contract value	£208,978.16

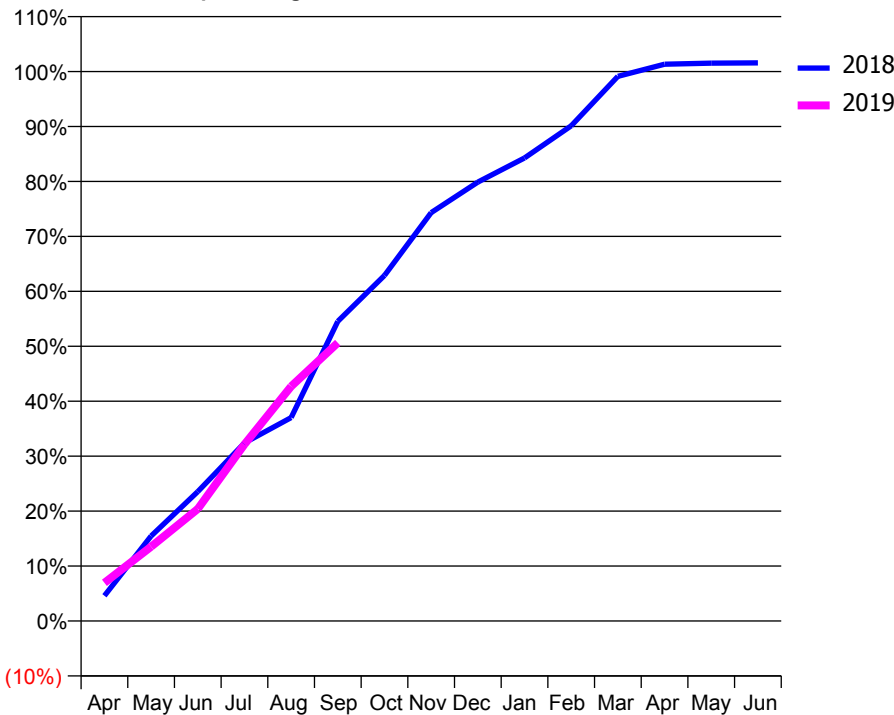
ACCESS*

Patients seen in 24 months	Total	Change since previous quarter
Quarter ending September 2017	4,968	
Quarter ending December 2017	4,992	→
Quarter ending March 2018	4,957	→
Quarter ending June 2018	4,941	→
Quarter ending September 2018	4,913	→
Variance since September 2017	(1.1%)	↓



ACTIVITY

Cumulative percentage of contracted UDA delivered 2018 & 2019



Month	Adjusted Scheduled Activity (UDA)	
	2018	2019
April	398	600
May	1,337	1,169
June	2,034	1,762
July	2,800	2,778
August	3,199	3,690
September	4,712	4,375
October	5,433	
November	6,420	
December	6,900	
January	7,280	
February	7,786	
March	8,563	
April	8,754	
May	8,771	
June	8,776	

QUALITY

	Quantity	Base Number	Contract	AT	Region	England
% of FP17s for the same patient ID Re-attending within 3 months - Children	55	1,149	4.8%	9.8%	11.4%	11.6%
% of FP17s for the same patient ID Re-attending within 3 months - Adults	163	1,799	9.1%	14.7%	15.0%	15.5%
% of FP17s for the same patient ID Re-attending between 3 & 9 months - Children	742	1,149	64.6%	52.8%	59.9%	58.8%
% of FP17s for the same patient ID Re-attending between 3 & 9 months - Adults	652	1,799	36.2%	48.0%	52.0%	51.1%
% of FP17s for Band 1 Urgent Courses	110	2,423	4.5%	8.0%	8.0%	9.0%
% of FP17s Relating to Free Repair or Replacements	16	2,423	0.7%	0.7%	0.8%	0.8%
% of FP17s Relating to Continuations	9	2,423	0.4%	0.8%	0.9%	0.9%
% of Patients satisfied with the dentistry they have received	1	1	N/A	92.8%	93.5%	93.3%
% of Patients satisfied with the time they had to wait for an appointment	1	1	N/A	89.7%	89.1%	88.9%

* This is based on patients treated on this contract for their most recent course of treatment. Figures in italics indicate the base number of FP17s or Patient Questionnaire responses are less than 100. N/A is shown where the base number of responses is less than 10 during the period. % is calculated as Quantity/Base number*100

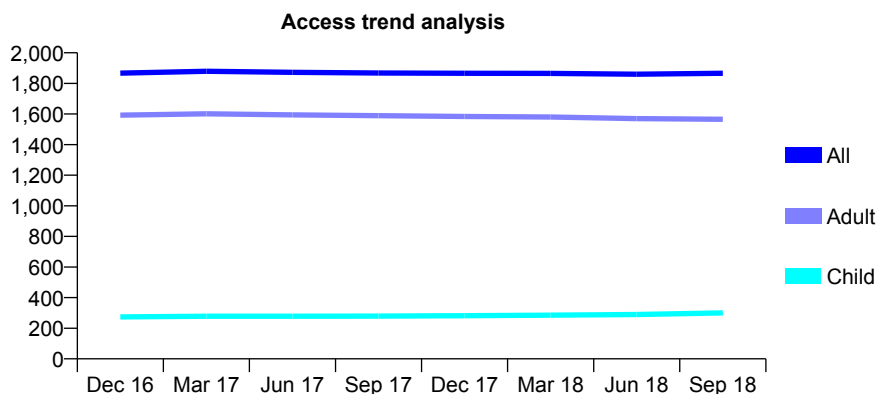
Q54 - Vital Signs At a Glance Contract Report for 924822/0002 - September 2018

Name or company name	Rai Dental Surgery
Contract type name	GDS Contract
Purpose of contract	General
Contract start date	28/01/2013
Contract end date	

18/19 Contracted general activity (UDA)	6,238
Carry forward general activity (UDA)	-124
18/19 Contracted orthodontic activity (UOA)	0
Carry forward orthodontic activity (UOA)	0
Baseline contract value	£180,530.13

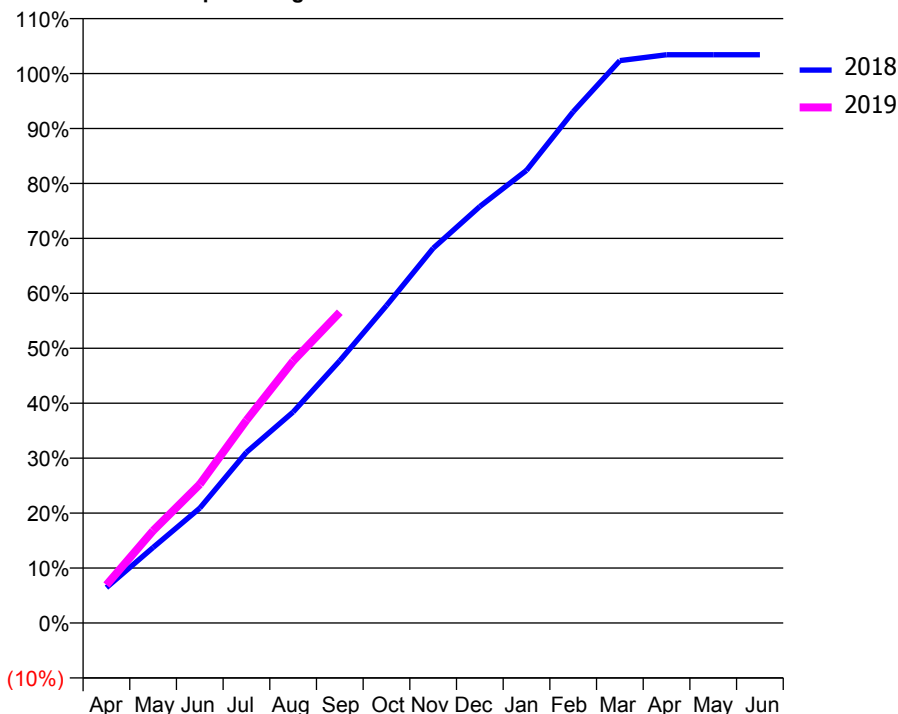
ACCESS*

Patients seen in 24 months	Total	Change since previous quarter
Quarter ending September 2017	1,868	
Quarter ending December 2017	1,866	→
Quarter ending March 2018	1,865	→
Quarter ending June 2018	1,860	→
Quarter ending September 2018	1,866	→
Variance since September 2017	(0.1%)	→



ACTIVITY

Cumulative percentage of contracted UDA delivered 2018 & 2019



Month	Adjusted Scheduled Activity (UDA)	
	2018	2019
April	402	432
May	858	1,049
June	1,304	1,575
July	1,939	2,302
August	2,395	2,973
September	2,978	3,527
October	3,603	
November	4,255	
December	4,728	
January	5,139	
February	5,805	
March	6,385	
April	6,451	
May	6,451	
June	6,451	

QUALITY

	Quantity	Base Number	Contract	AT	Region	England
% of FP17s for the same patient ID Re-attending within 3 months - Children	13	263	4.9%	9.8%	11.4%	11.6%
% of FP17s for the same patient ID Re-attending within 3 months - Adults	204	1,357	15.0%	14.7%	15.0%	15.5%
% of FP17s for the same patient ID Re-attending between 3 & 9 months - Children	193	263	73.4%	52.8%	59.9%	58.8%
% of FP17s for the same patient ID Re-attending between 3 & 9 months - Adults	914	1,357	67.4%	48.0%	52.0%	51.1%
% of FP17s for Band 1 Urgent Courses	61	1,599	3.8%	8.0%	8.0%	9.0%
% of FP17s Relating to Free Repair or Replacements	16	1,599	1.0%	0.7%	0.8%	0.8%
% of FP17s Relating to Continuations	19	1,599	1.2%	0.8%	0.9%	0.9%
% of Patients satisfied with the dentistry they have received	1	1	N/A	92.8%	93.5%	93.3%
% of Patients satisfied with the time they had to wait for an appointment	1	1	N/A	89.7%	89.1%	88.9%

* This is based on patients treated on this contract for their most recent course of treatment. Figures in italics indicate the base number of FP17s or Patient Questionnaire responses are less than 100. N/A is shown where the base number of responses is less than 10 during the period. % is calculated as Quantity/Base number*100

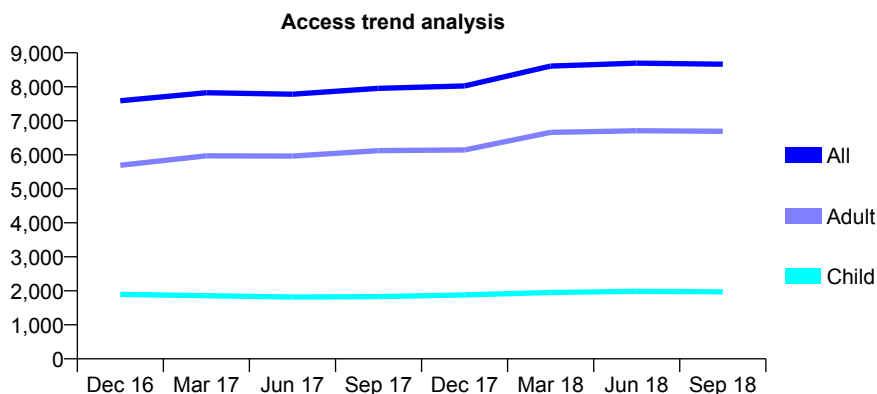
Q54 - Vital Signs At a Glance Contract Report for 925829/0005 - September 2018

Name or company name	MR KS AULAK
Contract type name	PDS Plus Contract
Purpose of contract	General
Contract start date	01/09/2010
Contract end date	31/10/2020

18/19 Contracted general activity (UDA)	22,000
Carry forward general activity (UDA)	639
18/19 Contracted orthodontic activity (UOA)	0
Carry forward orthodontic activity (UOA)	0
Baseline contract value	£323,937.69

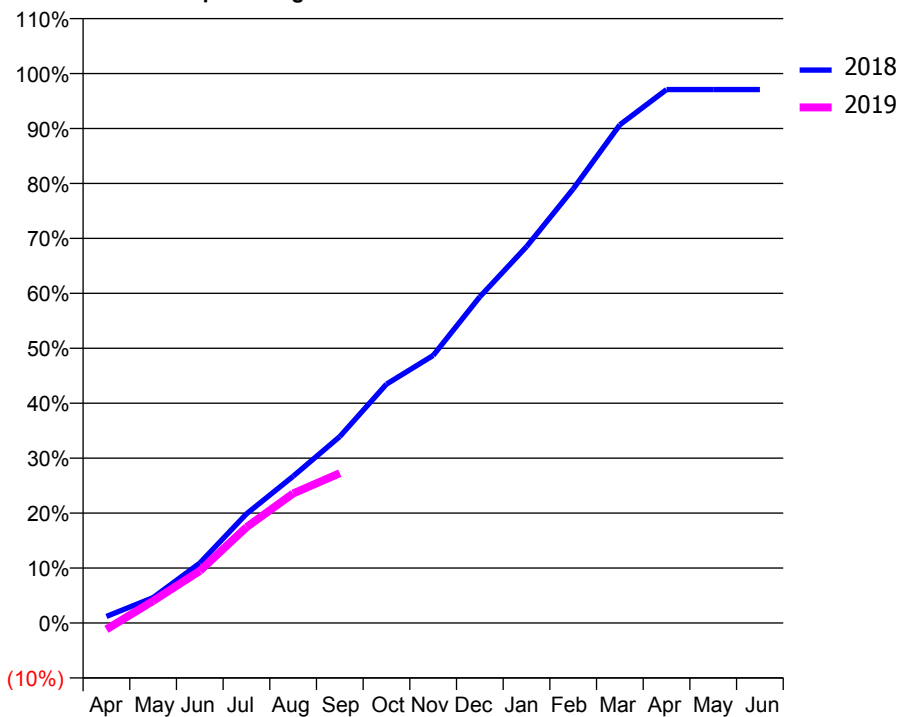
ACCESS*

Patients seen in 24 months	Total	Change since previous quarter
Quarter ending September 2017	7,955	
Quarter ending December 2017	8,026	→
Quarter ending March 2018	8,610	↑
Quarter ending June 2018	8,696	→
Quarter ending September 2018	8,663	→
Variance since September 2017	8.9%	↑



ACTIVITY

Cumulative percentage of contracted UDA delivered 2018 & 2019



Month	Adjusted Scheduled Activity (UDA)	
	2018	2019
April	265	-259
May	1,017	882
June	2,399	2,085
July	4,369	3,836
August	5,876	5,189
September	7,467	5,999
October	9,567	
November	10,714	
December	13,064	
January	15,068	
February	17,380	
March	19,946	
April	21,356	
May	21,357	
June	21,357	

QUALITY

	Quantity	Base Number	Contract	AT	Region	England
% of FP17s for the same patient ID Re-attending within 3 months - Children	59	888	6.6%	9.8%	11.4%	11.6%
% of FP17s for the same patient ID Re-attending within 3 months - Adults	376	2,895	13.0%	14.7%	15.0%	15.5%
% of FP17s for the same patient ID Re-attending between 3 & 9 months - Children	359	888	40.4%	52.8%	59.9%	58.8%
% of FP17s for the same patient ID Re-attending between 3 & 9 months - Adults	942	2,895	32.5%	48.0%	52.0%	51.1%
% of FP17s for Band 1 Urgent Courses	746	3,291	22.7%	8.0%	8.0%	9.0%
% of FP17s Relating to Free Repair or Replacements	8	3,291	0.2%	0.7%	0.8%	0.8%
% of FP17s Relating to Continuations	29	3,291	0.9%	0.8%	0.9%	0.9%
% of Patients satisfied with the dentistry they have received	4	4	N/A	92.8%	93.5%	93.3%
% of Patients satisfied with the time they had to wait for an appointment	4	4	N/A	89.7%	89.1%	88.9%

* This is based on patients treated on this contract for their most recent course of treatment. Figures in italics indicate the base number of FP17s or Patient Questionnaire responses are less than 100. N/A is shown where the base number of responses is less than 10 during the period. % is calculated as Quantity/Base number*100

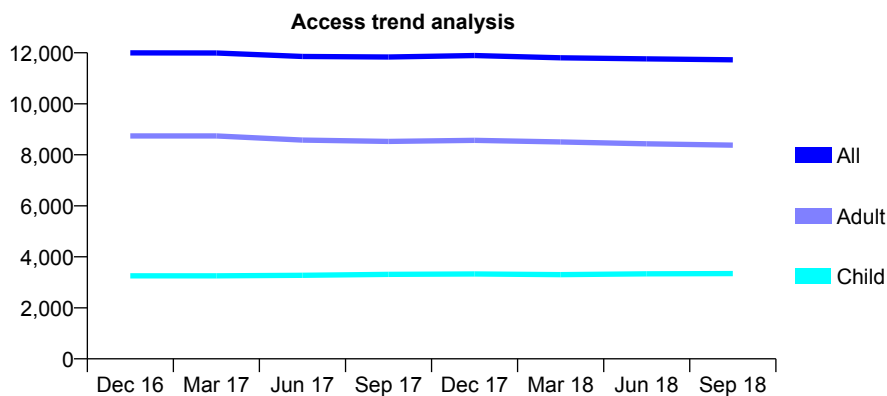
Q54 - Vital Signs At a Glance Contract Report for 927724/0002 - September 2018

Name or company name	MR SS DEHAL
Contract type name	GDS Contract
Purpose of contract	General
Contract start date	01/04/2006
Contract end date	

18/19 Contracted general activity (UDA)	37,097
Carry forward general activity (UDA)	0
18/19 Contracted orthodontic activity (UOA)	0
Carry forward orthodontic activity (UOA)	0
Baseline contract value	£987,450.91

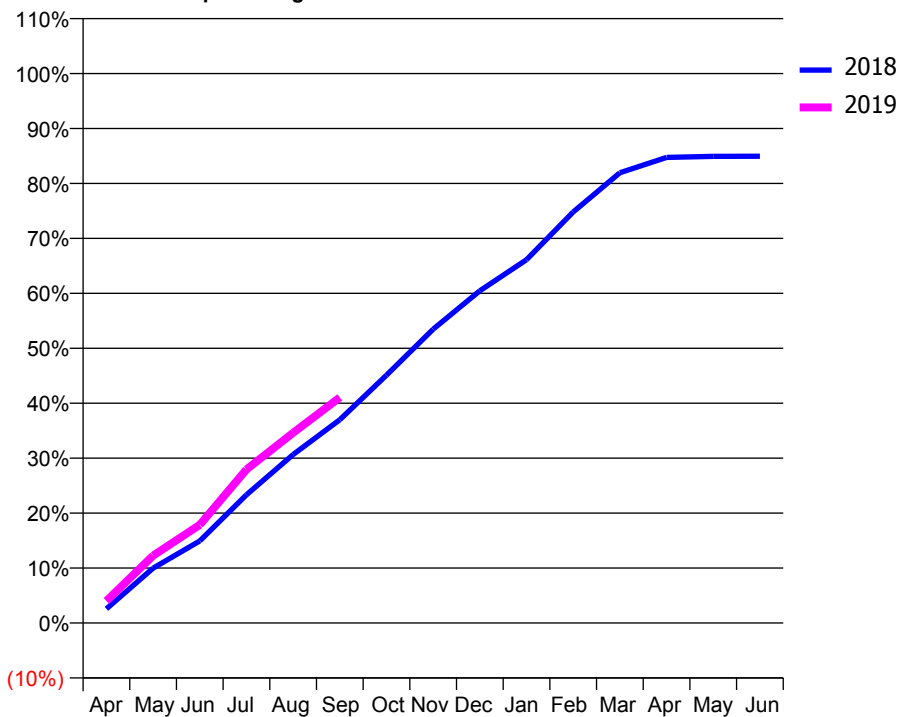
ACCESS*

Patients seen in 24 months	Total	Change since previous quarter
Quarter ending September 2017	11,837	
Quarter ending December 2017	11,894	→
Quarter ending March 2018	11,805	→
Quarter ending June 2018	11,761	→
Quarter ending September 2018	11,723	→
Variance since September 2017	(1.0%)	→



ACTIVITY

Cumulative percentage of contracted UDA delivered 2018 & 2019



Month	Adjusted Scheduled Activity (UDA)	
	2018	2019
April	959	1,492
May	3,703	4,553
June	5,538	6,629
July	8,656	10,366
August	11,371	12,840
September	13,728	15,225
October	16,734	
November	19,838	
December	22,427	
January	24,525	
February	27,751	
March	30,399	
April	31,429	
May	31,507	
June	31,511	

QUALITY

	Quantity	Base Number	Contract	AT	Region	England
% of FP17s for the same patient ID Re-attending within 3 months - Children	89	1,968	4.5%	9.8%	11.4%	11.6%
% of FP17s for the same patient ID Re-attending within 3 months - Adults	472	4,503	10.5%	14.7%	15.0%	15.5%
% of FP17s for the same patient ID Re-attending between 3 & 9 months - Children	901	1,968	45.8%	52.8%	59.9%	58.8%
% of FP17s for the same patient ID Re-attending between 3 & 9 months - Adults	1,933	4,503	42.9%	48.0%	52.0%	51.1%
% of FP17s for Band 1 Urgent Courses	290	6,070	4.8%	8.0%	8.0%	9.0%
% of FP17s Relating to Free Repair or Replacements	44	6,070	0.7%	0.7%	0.8%	0.8%
% of FP17s Relating to Continuations	39	6,070	0.6%	0.8%	0.9%	0.9%
% of Patients satisfied with the dentistry they have received	4	4	N/A	92.8%	93.5%	93.3%
% of Patients satisfied with the time they had to wait for an appointment	3	4	N/A	89.7%	89.1%	88.9%

* This is based on patients treated on this contract for their most recent course of treatment. Figures in italics indicate the base number of FP17s or Patient Questionnaire responses are less than 100. N/A is shown where the base number of responses is less than 10 during the period. % is calculated as Quantity/Base number*100

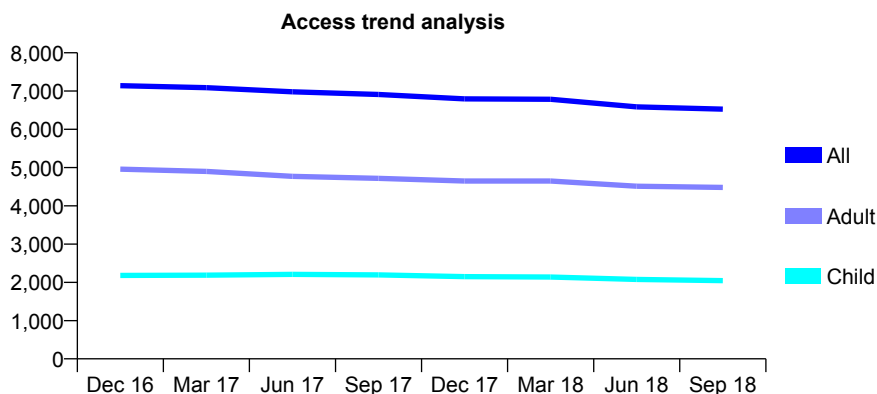
Q54 - Vital Signs At a Glance Contract Report for 931152/0001 - September 2018

Name or company name	MR TS MAROK
Contract type name	GDS Contract
Purpose of contract	General and Orthodontic
Contract start date	01/04/2006
Contract end date	

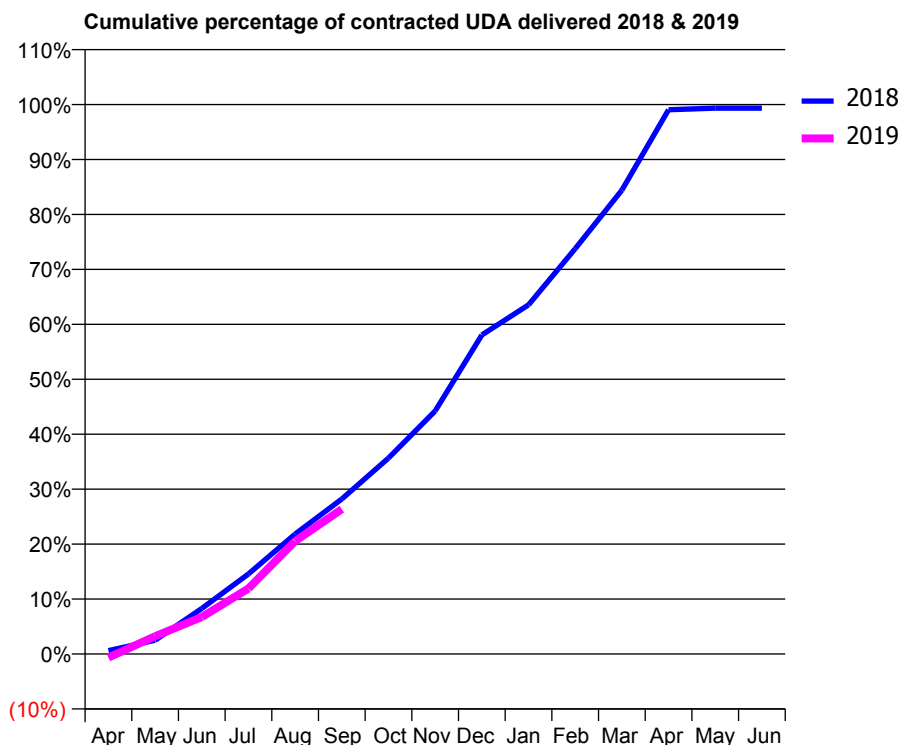
18/19 Contracted general activity (UDA)	22,662
Carry forward general activity (UDA)	149
18/19 Contracted orthodontic activity (UOA)	20
Carry forward orthodontic activity (UOA)	0
Baseline contract value	£562,424.09

ACCESS*

Patients seen in 24 months	Total	Change since previous quarter
Quarter ending September 2017	6,911	
Quarter ending December 2017	6,797	↓
Quarter ending March 2018	6,785	→
Quarter ending June 2018	6,586	↓
Quarter ending September 2018	6,528	→
Variance since September 2017	(5.5%)	↓



ACTIVITY



Month	Adjusted Scheduled Activity (UDA)	
	2018	2019
April	139	-149
May	570	735
June	1,880	1,524
July	3,302	2,703
August	4,947	4,653
September	6,395	5,978
October	8,083	
November	10,024	
December	13,155	
January	14,397	
February	16,713	
March	19,128	
April	22,443	
May	22,511	
June	22,513	

QUALITY

	Quantity	Base Number	Contract	AT	Region	England
% of FP17s for the same patient ID Re-attending within 3 months - Children	92	1,320	7.0%	9.8%	11.4%	11.6%
% of FP17s for the same patient ID Re-attending within 3 months - Adults	258	2,603	9.9%	14.7%	15.0%	15.5%
% of FP17s for the same patient ID Re-attending between 3 & 9 months - Children	802	1,320	60.8%	52.8%	59.9%	58.8%
% of FP17s for the same patient ID Re-attending between 3 & 9 months - Adults	1,496	2,603	57.5%	48.0%	52.0%	51.1%
% of FP17s for Band 1 Urgent Courses	98	2,637	3.7%	8.0%	8.0%	9.0%
% of FP17s Relating to Free Repair or Replacements	25	2,637	0.9%	0.7%	0.8%	0.8%
% of FP17s Relating to Continuations	8	2,637	0.3%	0.8%	0.9%	0.9%
% of Patients satisfied with the dentistry they have received	2	2	N/A	92.8%	93.5%	93.3%
% of Patients satisfied with the time they had to wait for an appointment	2	2	N/A	89.7%	89.1%	88.9%

* This is based on patients treated on this contract for their most recent course of treatment. Figures in italics indicate the base number of FP17s or Patient Questionnaire responses are less than 100. N/A is shown where the base number of responses is less than 10 during the period. % is calculated as Quantity/Base number*100

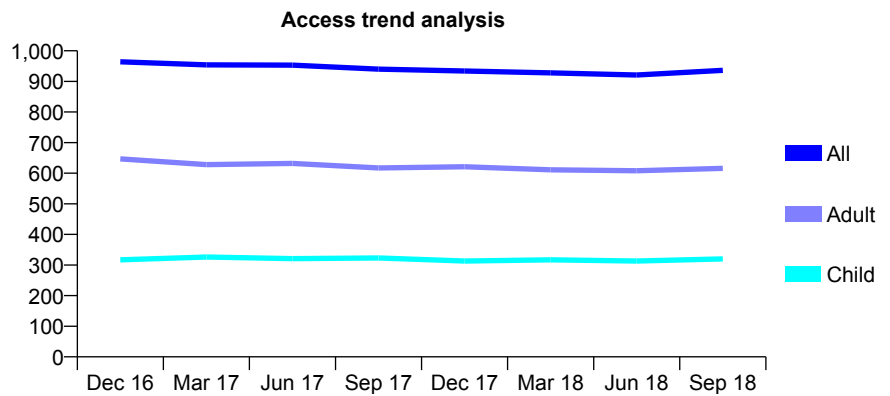
Q54 - Vital Signs At a Glance Contract Report for 931446/0001 - September 2018

Name or company name	MR WW YIP
Contract type name	GDS Contract
Purpose of contract	General
Contract start date	01/04/2006
Contract end date	

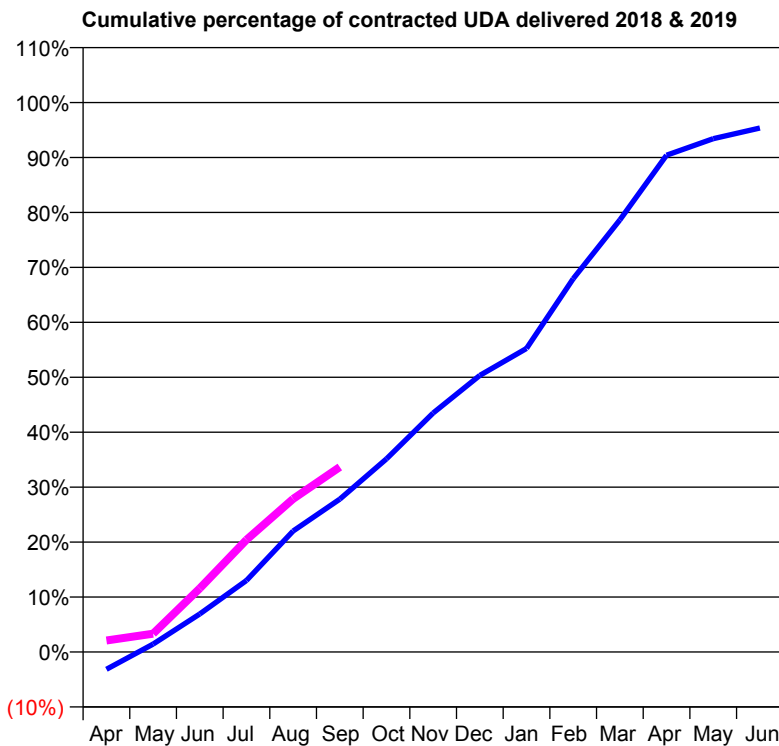
18/19 Contracted general activity (UDA)	3,873
Carry forward general activity (UDA)	0
18/19 Contracted orthodontic activity (UOA)	0
Carry forward orthodontic activity (UOA)	0
Baseline contract value	£95,633.33

ACCESS*

Patients seen in 24 months	Total	Change since previous quarter
Quarter ending September 2017	940	
Quarter ending December 2017	934	→
Quarter ending March 2018	928	→
Quarter ending June 2018	921	→
Quarter ending September 2018	936	→
Variance since September 2017	(0.4%)	→



ACTIVITY



Month	Adjusted Scheduled Activity (UDA)	
	2018	2019
April	-123	81
May	56	129
June	268	449
July	504	791
August	853	1,080
September	1,077	1,304
October	1,362	
November	1,685	
December	1,950	
January	2,140	
February	2,632	
March	3,045	
April	3,502	
May	3,618	
June	3,694	

QUALITY

	Quantity	Base Number	Contract	AT	Region	England
% of FP17s for the same patient ID Re-attending within 3 months - Children	32	270	11.9%	9.8%	11.4%	11.6%
% of FP17s for the same patient ID Re-attending within 3 months - Adults	135	524	25.8%	14.7%	15.0%	15.5%
% of FP17s for the same patient ID Re-attending between 3 & 9 months - Children	169	270	62.6%	52.8%	59.9%	58.8%
% of FP17s for the same patient ID Re-attending between 3 & 9 months - Adults	261	524	49.8%	48.0%	52.0%	51.1%
% of FP17s for Band 1 Urgent Courses	99	632	15.7%	8.0%	8.0%	9.0%
% of FP17s Relating to Free Repair or Replacements	0	632	0.0%	0.7%	0.8%	0.8%
% of FP17s Relating to Continuations	17	632	2.7%	0.8%	0.9%	0.9%
% of Patients satisfied with the dentistry they have received	0	0	N/A	92.8%	93.5%	93.3%
% of Patients satisfied with the time they had to wait for an appointment	0	0	N/A	89.7%	89.1%	88.9%

* This is based on patients treated on this contract for their most recent course of treatment. Figures in italics indicate the base number of FP17s or Patient Questionnaire responses are less than 100. N/A is shown where the base number of responses is less than 10 during the period. % is calculated as Quantity/Base number*100

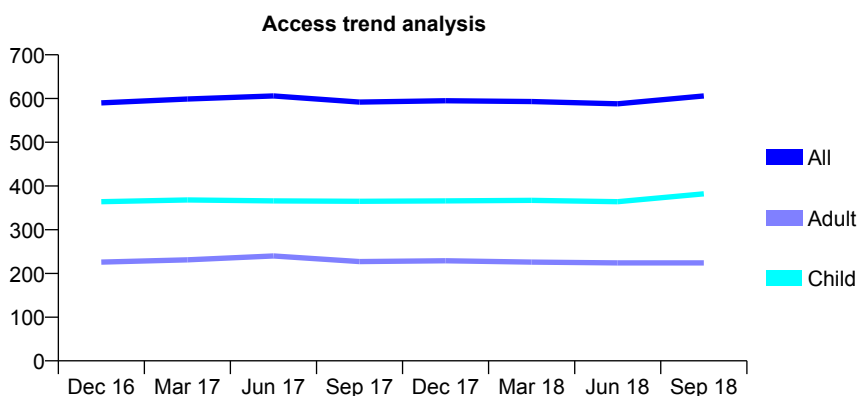
Q54 - Vital Signs At a Glance Contract Report for 936448/0001 - September 2018

Name or company name	MR SW PIPE
Contract type name	GDS Contract
Purpose of contract	General
Contract start date	01/04/2006
Contract end date	

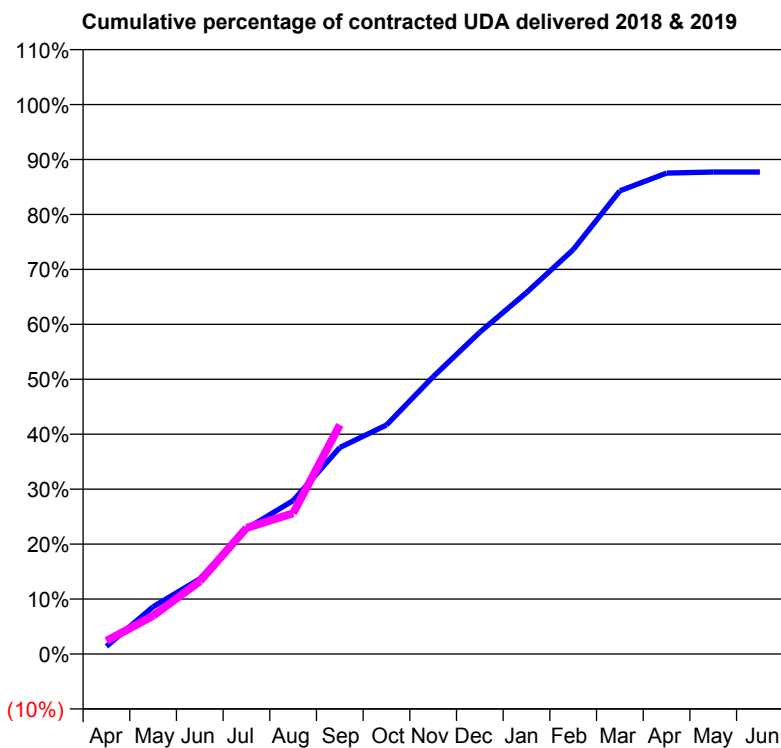
18/19 Contracted general activity (UDA)	1,050
Carry forward general activity (UDA)	0
18/19 Contracted orthodontic activity (UOA)	0
Carry forward orthodontic activity (UOA)	0
Baseline contract value	£26,172.17

ACCESS*

Patients seen in 24 months	Total	Change since previous quarter
Quarter ending September 2017	592	
Quarter ending December 2017	595	→
Quarter ending March 2018	593	→
Quarter ending June 2018	588	→
Quarter ending September 2018	606	↑
Variance since September 2017	2.4%	↑



ACTIVITY



Adjusted Scheduled Activity (UDA)		
Month	2018	2019
April	16	25
May	99	73
June	157	139
July	262	241
August	321	269
September	432	438
October	479	
November	580	
December	673	
January	756	
February	846	
March	969	
April	1,007	
May	1,009	
June	1,009	

QUALITY

	Quantity	Base Number	Contract	AT	Region	England
% of FP17s for the same patient ID Re-attending within 3 months - Children	7	250	2.8%	9.8%	11.4%	11.6%
% of FP17s for the same patient ID Re-attending within 3 months - Adults	7	93	7.5%	14.7%	15.0%	15.5%
% of FP17s for the same patient ID Re-attending between 3 & 9 months - Children	131	250	52.4%	52.8%	59.9%	58.8%
% of FP17s for the same patient ID Re-attending between 3 & 9 months - Adults	50	93	53.8%	48.0%	52.0%	51.1%
% of FP17s for Band 1 Urgent Courses	0	305	0.0%	8.0%	8.0%	9.0%
% of FP17s Relating to Free Repair or Replacements	0	305	0.0%	0.7%	0.8%	0.8%
% of FP17s Relating to Continuations	0	305	0.0%	0.8%	0.9%	0.9%
% of Patients satisfied with the dentistry they have received	0	0	N/A	92.8%	93.5%	93.3%
% of Patients satisfied with the time they had to wait for an appointment	0	0	N/A	89.7%	89.1%	88.9%

* This is based on patients treated on this contract for their most recent course of treatment. Figures in italics indicate the base number of FP17s or Patient Questionnaire responses are less than 100. N/A is shown where the base number of responses is less than 10 during the period. % is calculated as Quantity/Base number*100

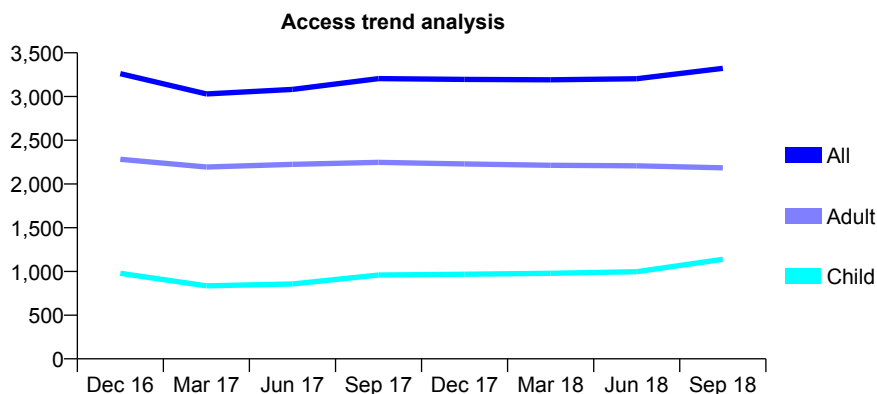
Q54 - Vital Signs At a Glance Contract Report for 936596/0001 - September 2018

Name or company name	MR M ASGHARI TAVANEI GILANI
Contract type name	GDS Contract
Purpose of contract	General
Contract start date	01/04/2006
Contract end date	

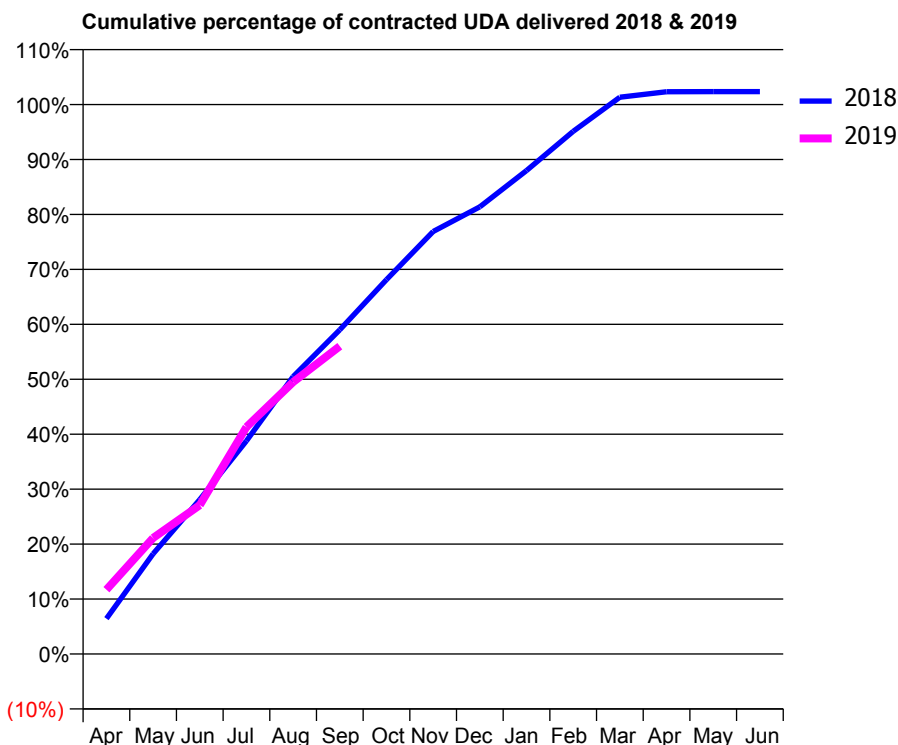
18/19 Contracted general activity (UDA)	9,921
Carry forward general activity (UDA)	-198
18/19 Contracted orthodontic activity (UOA)	0
Carry forward orthodontic activity (UOA)	0
Baseline contract value	£280,347.32

ACCESS*

Patients seen in 24 months	Total	Change since previous quarter
Quarter ending September 2017	3,205	
Quarter ending December 2017	3,196	→
Quarter ending March 2018	3,191	→
Quarter ending June 2018	3,203	→
Quarter ending September 2018	3,323	↑
Variance since September 2017	3.7%	↑



ACTIVITY



Month	Adjusted Scheduled Activity (UDA)	
	2018	2019
April	639	1,162
May	1,808	2,095
June	2,789	2,688
July	3,849	4,098
August	5,008	4,910
September	5,854	5,557
October	6,758	
November	7,628	
December	8,075	
January	8,728	
February	9,437	
March	10,052	
April	10,152	
May	10,154	
June	10,154	

QUALITY

	Quantity	Base Number	Contract	AT	Region	England
% of FP17s for the same patient ID Re-attending within 3 months - Children	48	908	5.3%	9.8%	11.4%	11.6%
% of FP17s for the same patient ID Re-attending within 3 months - Adults	218	1,413	15.4%	14.7%	15.0%	15.5%
% of FP17s for the same patient ID Re-attending between 3 & 9 months - Children	436	908	48.0%	52.8%	59.9%	58.8%
% of FP17s for the same patient ID Re-attending between 3 & 9 months - Adults	635	1,413	44.9%	48.0%	52.0%	51.1%
% of FP17s for Band 1 Urgent Courses	190	2,240	8.5%	8.0%	8.0%	9.0%
% of FP17s Relating to Free Repair or Replacements	2	2,240	0.1%	0.7%	0.8%	0.8%
% of FP17s Relating to Continuations	2	2,240	0.1%	0.8%	0.9%	0.9%
% of Patients satisfied with the dentistry they have received	0	0	N/A	92.8%	93.5%	93.3%
% of Patients satisfied with the time they had to wait for an appointment	0	0	N/A	89.7%	89.1%	88.9%

* This is based on patients treated on this contract for their most recent course of treatment. Figures in italics indicate the base number of FP17s or Patient Questionnaire responses are less than 100. N/A is shown where the base number of responses is less than 10 during the period. % is calculated as Quantity/Base number*100

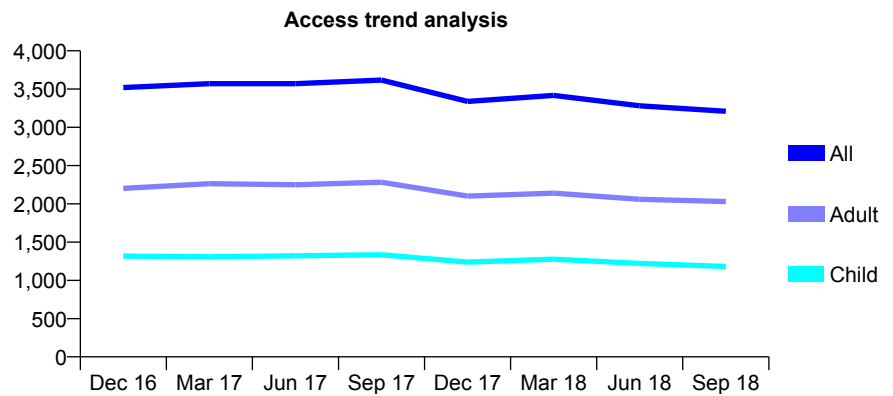
Q54 - Vital Signs At a Glance Contract Report for 938181/0001 - September 2018

Name or company name	MR SS ATTHI
Contract type name	GDS Contract
Purpose of contract	General and Orthodontic
Contract start date	01/04/2006
Contract end date	

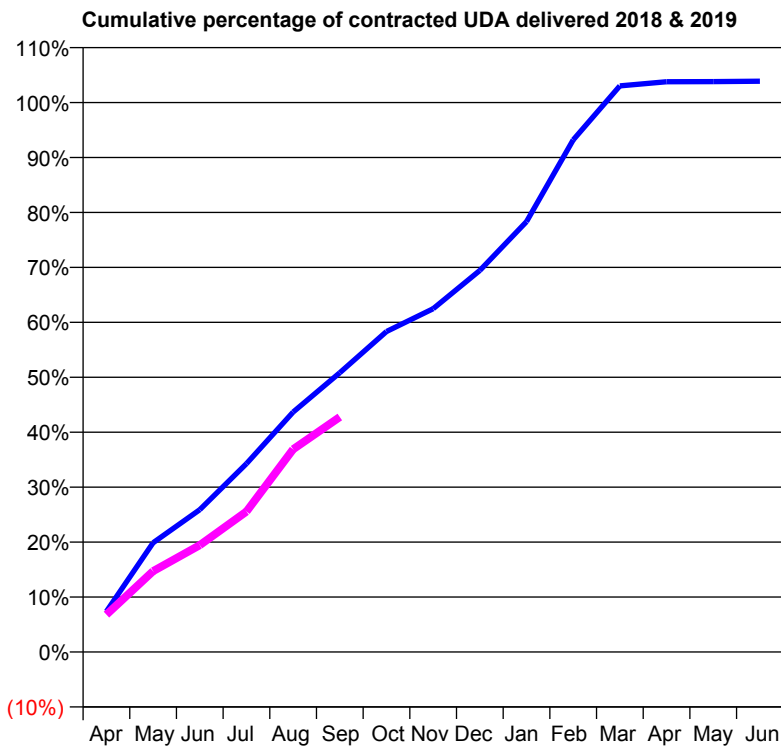
18/19 Contracted general activity (UDA)	11,107
Carry forward general activity (UDA)	-222
18/19 Contracted orthodontic activity (UOA)	587
Carry forward orthodontic activity (UOA)	-11
Baseline contract value	£377,410.34

ACCESS*

Patients seen in 24 months	Total	Change since previous quarter
Quarter ending September 2017	3,617	
Quarter ending December 2017	3,339	↓
Quarter ending March 2018	3,417	↑
Quarter ending June 2018	3,281	↓
Quarter ending September 2018	3,209	↓
Variance since September 2017	(11.3%)	↓



ACTIVITY



Month	Adjusted Scheduled Activity (UDA)	
	2018	2019
April	821	757
May	2,208	1,636
June	2,878	2,159
July	3,808	2,838
August	4,851	4,097
September	5,645	4,751
October	6,479	
November	6,938	
December	7,714	
January	8,700	
February	10,350	
March	11,443	
April	11,527	
May	11,530	
June	11,537	

QUALITY

	Quantity	Base Number	Contract	AT	Region	England
% of FP17s for the same patient ID Re-attending within 3 months - Children	53	693	7.6%	9.8%	11.4%	11.6%
% of FP17s for the same patient ID Re-attending within 3 months - Adults	170	1,000	17.0%	14.7%	15.0%	15.5%
% of FP17s for the same patient ID Re-attending between 3 & 9 months - Children	273	693	39.4%	52.8%	59.9%	58.8%
% of FP17s for the same patient ID Re-attending between 3 & 9 months - Adults	312	1,000	31.2%	48.0%	52.0%	51.1%
% of FP17s for Band 1 Urgent Courses	418	1,620	25.8%	8.0%	8.0%	9.0%
% of FP17s Relating to Free Repair or Replacements	2	1,620	0.1%	0.7%	0.8%	0.8%
% of FP17s Relating to Continuations	6	1,620	0.4%	0.8%	0.9%	0.9%
% of Patients satisfied with the dentistry they have received	0	0	N/A	92.8%	93.5%	93.3%
% of Patients satisfied with the time they had to wait for an appointment	0	0	N/A	89.7%	89.1%	88.9%

* This is based on patients treated on this contract for their most recent course of treatment. Figures in italics indicate the base number of FP17s or Patient Questionnaire responses are less than 100. N/A is shown where the base number of responses is less than 10 during the period. % is calculated as Quantity/Base number*100

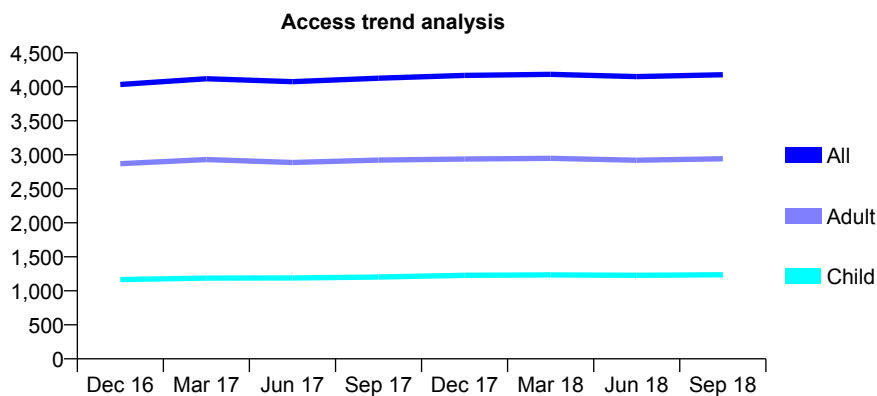
Q54 - Vital Signs At a Glance Contract Report for 942243/0001 - September 2018

Name or company name	MR KS RATRA
Contract type name	GDS Contract
Purpose of contract	General
Contract start date	01/04/2006
Contract end date	

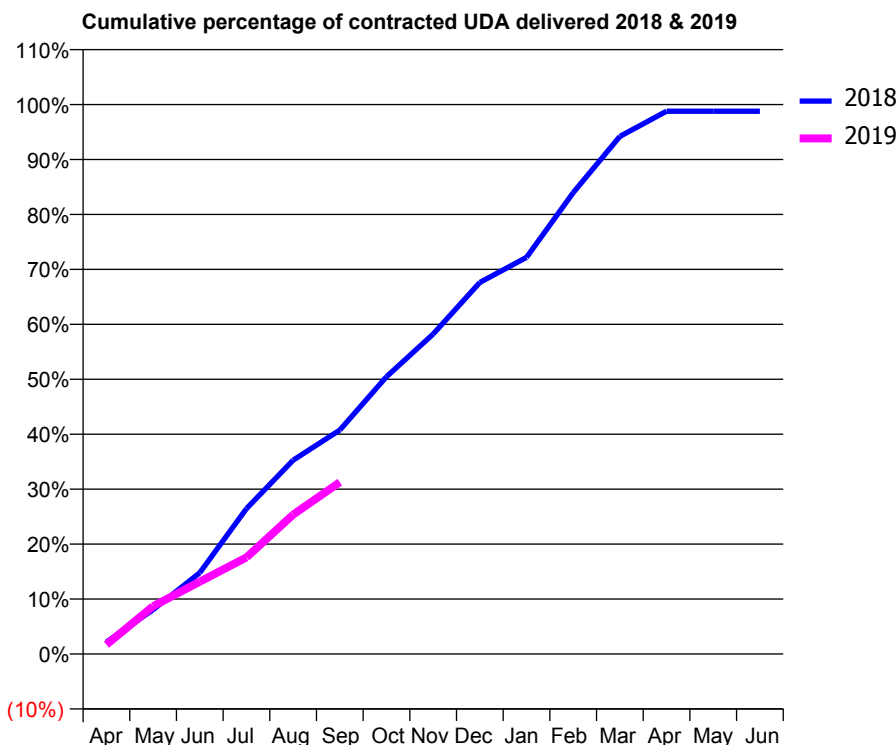
18/19 Contracted general activity (UDA)	12,456
Carry forward general activity (UDA)	194
18/19 Contracted orthodontic activity (UOA)	0
Carry forward orthodontic activity (UOA)	0
Baseline contract value	£301,184.84

ACCESS*

Patients seen in 24 months	Total	Change since previous quarter
Quarter ending September 2017	4,126	
Quarter ending December 2017	4,168	→
Quarter ending March 2018	4,183	→
Quarter ending June 2018	4,150	→
Quarter ending September 2018	4,178	→
Variance since September 2017	1.3%	→



ACTIVITY



Month	Adjusted Scheduled Activity (UDA)	
	2018	2019
April	272	215
May	1,006	1,083
June	1,844	1,640
July	3,297	2,190
August	4,394	3,161
September	5,077	3,894
October	6,287	
November	7,252	
December	8,422	
January	8,992	
February	10,458	
March	11,732	
April	12,302	
May	12,302	
June	12,302	

QUALITY

	Quantity	Base Number	Contract	AT	Region	England
% of FP17s for the same patient ID Re-attending within 3 months - Children	48	733	6.5%	9.8%	11.4%	11.6%
% of FP17s for the same patient ID Re-attending within 3 months - Adults	276	1,654	16.7%	14.7%	15.0%	15.5%
% of FP17s for the same patient ID Re-attending between 3 & 9 months - Children	413	733	56.3%	52.8%	59.9%	58.8%
% of FP17s for the same patient ID Re-attending between 3 & 9 months - Adults	820	1,654	49.6%	48.0%	52.0%	51.1%
% of FP17s for Band 1 Urgent Courses	217	1,865	11.6%	8.0%	8.0%	9.0%
% of FP17s Relating to Free Repair or Replacements	25	1,865	1.3%	0.7%	0.8%	0.8%
% of FP17s Relating to Continuations	19	1,865	1.0%	0.8%	0.9%	0.9%
% of Patients satisfied with the dentistry they have received	3	3	N/A	92.8%	93.5%	93.3%
% of Patients satisfied with the time they had to wait for an appointment	2	3	N/A	89.7%	89.1%	88.9%

* This is based on patients treated on this contract for their most recent course of treatment. Figures in italics indicate the base number of FP17s or Patient Questionnaire responses are less than 100. N/A is shown where the base number of responses is less than 10 during the period. % is calculated as Quantity/Base number*100

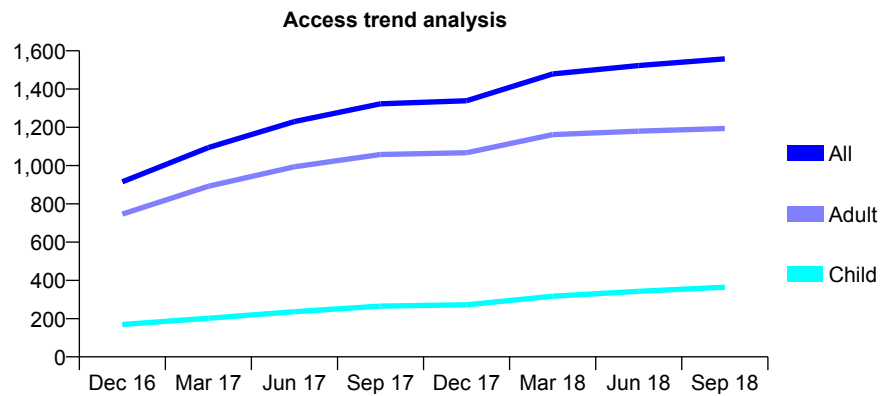
Q54 - Vital Signs At a Glance Contract Report for 943630/0001 - September 2018

Name or company name	MS HJ WAHEED
Contract type name	GDS Contract
Purpose of contract	General
Contract start date	01/10/2015
Contract end date	

18/19 Contracted general activity (UDA)	3,820
Carry forward general activity (UDA)	-10
18/19 Contracted orthodontic activity (UOA)	0
Carry forward orthodontic activity (UOA)	0
Baseline contract value	£107,233.90

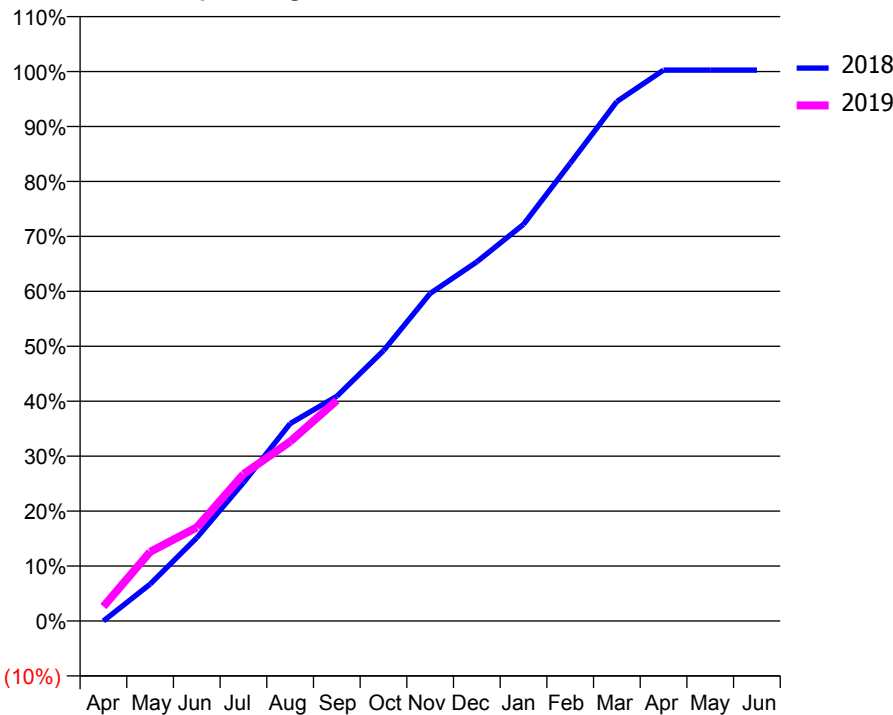
ACCESS*

Patients seen in 24 months	Total	Change since previous quarter
Quarter ending September 2017	1,323	
Quarter ending December 2017	1,339	→
Quarter ending March 2018	1,479	↑
Quarter ending June 2018	1,523	↑
Quarter ending September 2018	1,558	↑
Variance since September 2017	17.8%	↑



ACTIVITY

Cumulative percentage of contracted UDA delivered 2018 & 2019



Month	Adjusted Scheduled Activity (UDA)	
	2018	2019
April	0	100
May	256	480
June	579	652
July	962	1,021
August	1,373	1,248
September	1,562	1,534
October	1,879	
November	2,277	
December	2,497	
January	2,757	
February	3,182	
March	3,611	
April	3,830	
May	3,830	
June	3,830	

QUALITY

	Quantity	Base Number	Contract	AT	Region	England
% of FP17s for the same patient ID Re-attending within 3 months - Children	14	240	5.8%	9.8%	11.4%	11.6%
% of FP17s for the same patient ID Re-attending within 3 months - Adults	96	745	12.9%	14.7%	15.0%	15.5%
% of FP17s for the same patient ID Re-attending between 3 & 9 months - Children	124	240	51.7%	52.8%	59.9%	58.8%
% of FP17s for the same patient ID Re-attending between 3 & 9 months - Adults	388	745	52.1%	48.0%	52.0%	51.1%
% of FP17s for Band 1 Urgent Courses	30	670	4.5%	8.0%	8.0%	9.0%
% of FP17s Relating to Free Repair or Replacements	12	670	1.8%	0.7%	0.8%	0.8%
% of FP17s Relating to Continuations	15	670	2.2%	0.8%	0.9%	0.9%
% of Patients satisfied with the dentistry they have received	2	2	N/A	92.8%	93.5%	93.3%
% of Patients satisfied with the time they had to wait for an appointment	2	2	N/A	89.7%	89.1%	88.9%

* This is based on patients treated on this contract for their most recent course of treatment. Figures in italics indicate the base number of FP17s or Patient Questionnaire responses are less than 100. N/A is shown where the base number of responses is less than 10 during the period. % is calculated as Quantity/Base number*100

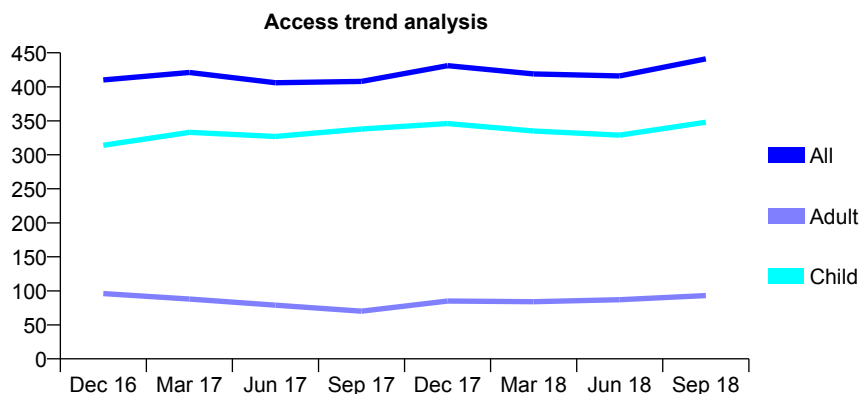
Q54 - Vital Signs At a Glance Contract Report for 943673/0001 - September 2018

Name or company name	MISS H JAGPAL
Contract type name	GDS Contract
Purpose of contract	General
Contract start date	03/07/2009
Contract end date	

18/19 Contracted general activity (UDA)	826
Carry forward general activity (UDA)	0
18/19 Contracted orthodontic activity (UOA)	0
Carry forward orthodontic activity (UOA)	0
Baseline contract value	£19,528.99

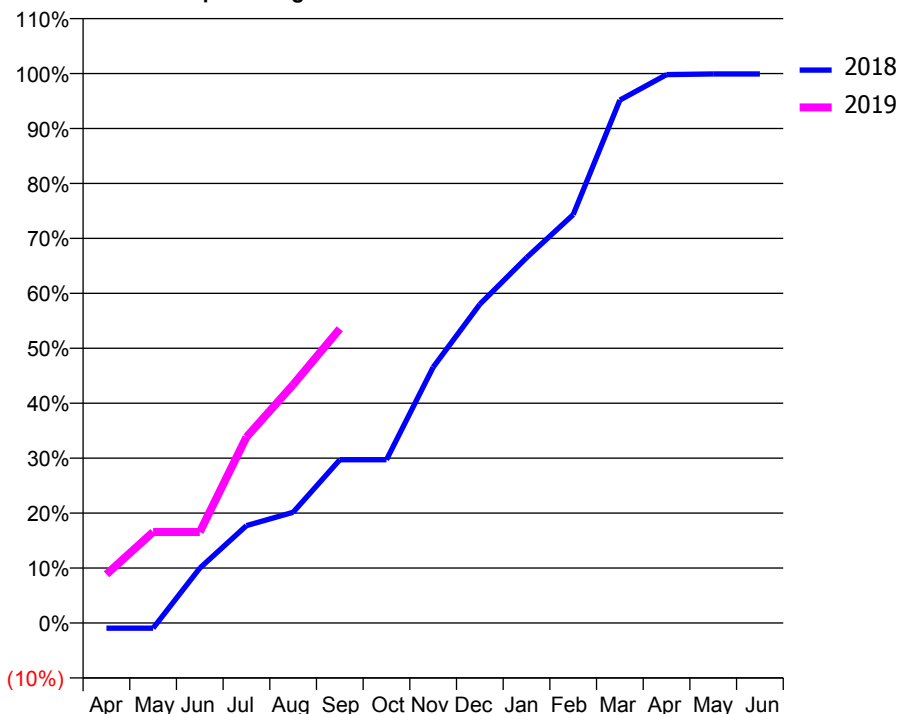
ACCESS*

Patients seen in 24 months	Total	Change since previous quarter
Quarter ending September 2017	408	
Quarter ending December 2017	431	↑
Quarter ending March 2018	419	↓
Quarter ending June 2018	416	→
Quarter ending September 2018	441	↑
Variance since September 2017	8.1%	↑



ACTIVITY

Cumulative percentage of contracted UDA delivered 2018 & 2019



Adjusted Scheduled Activity (UDA)

Month	2018	2019
April	-8	73
May	-8	137
June	82	137
July	146	280
August	166	358
September	245	442
October	245	
November	385	
December	479	
January	549	
February	614	
March	786	
April	824	
May	825	
June	825	

QUALITY

	Quantity	Base Number	Contract	AT	Region	England
% of FP17s for the same patient ID Re-attending within 3 months - Children	5	237	2.1%	9.8%	11.4%	11.6%
% of FP17s for the same patient ID Re-attending within 3 months - Adults	2	36	5.6%	14.7%	15.0%	15.5%
% of FP17s for the same patient ID Re-attending between 3 & 9 months - Children	128	237	54.0%	52.8%	59.9%	58.8%
% of FP17s for the same patient ID Re-attending between 3 & 9 months - Adults	15	36	41.7%	48.0%	52.0%	51.1%
% of FP17s for Band 1 Urgent Courses	11	251	4.4%	8.0%	8.0%	9.0%
% of FP17s Relating to Free Repair or Replacements	0	251	0.0%	0.7%	0.8%	0.8%
% of FP17s Relating to Continuations	0	251	0.0%	0.8%	0.9%	0.9%
% of Patients satisfied with the dentistry they have received	0	0	N/A	92.8%	93.5%	93.3%
% of Patients satisfied with the time they had to wait for an appointment	0	0	N/A	89.7%	89.1%	88.9%

* This is based on patients treated on this contract for their most recent course of treatment. Figures in italics indicate the base number of FP17s or Patient Questionnaire responses are less than 100. N/A is shown where the base number of responses is less than 10 during the period. % is calculated as Quantity/Base number*100

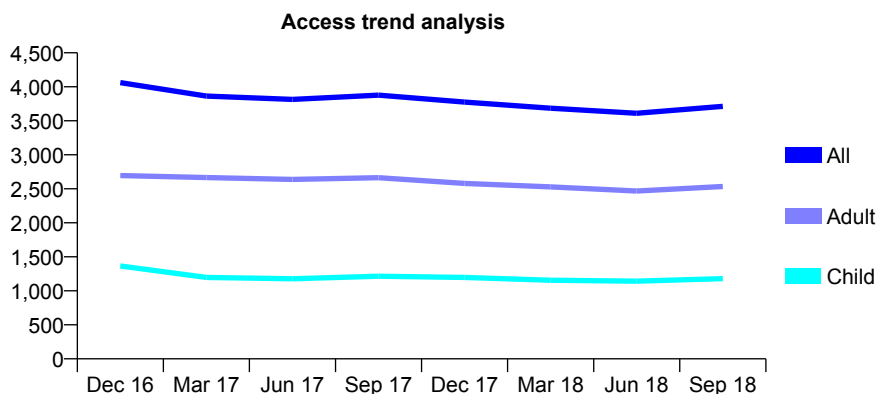
Q54 - Vital Signs At a Glance Contract Report for 944009/0001 - September 2018

Name or company name	MR Z AFZAL
Contract type name	GDS Contract
Purpose of contract	General
Contract start date	01/04/2006
Contract end date	

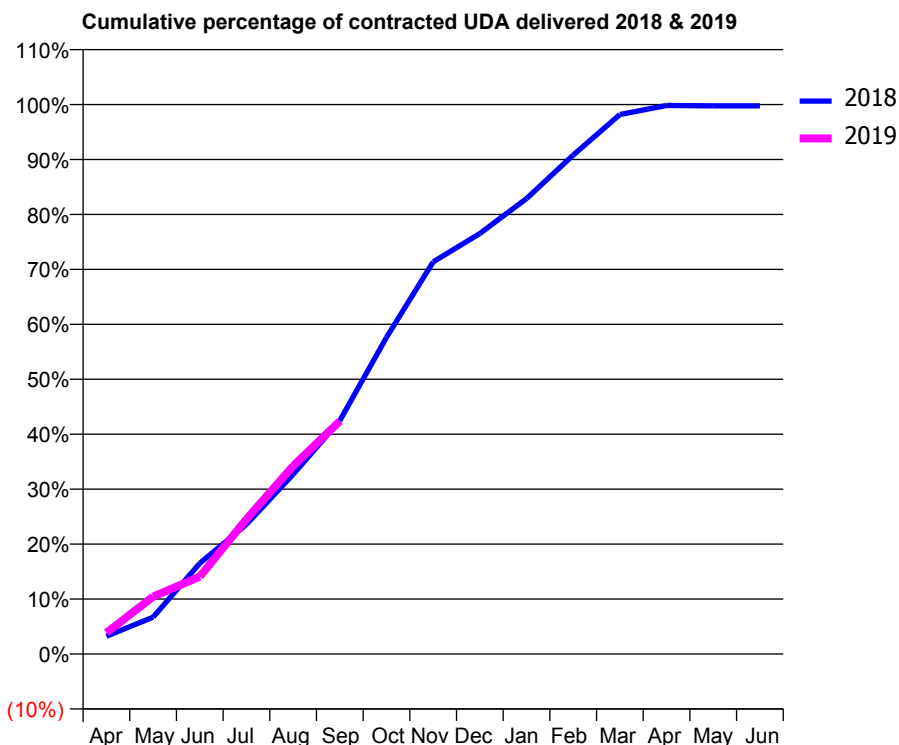
18/19 Contracted general activity (UDA)	13,582
Carry forward general activity (UDA)	33
18/19 Contracted orthodontic activity (UOA)	0
Carry forward orthodontic activity (UOA)	0
Baseline contract value	£340,194.05

ACCESS*

Patients seen in 24 months	Total	Change since previous quarter
Quarter ending September 2017	3,878	
Quarter ending December 2017	3,776	↓
Quarter ending March 2018	3,685	↓
Quarter ending June 2018	3,610	↓
Quarter ending September 2018	3,713	↑
Variance since September 2017	(4.3%)	↓



ACTIVITY



Month	Adjusted Scheduled Activity (UDA)	
	2018	2019
April	441	527
May	912	1,418
June	2,243	1,912
July	3,205	3,335
August	4,443	4,649
September	5,769	5,757
October	7,826	
November	9,692	
December	10,394	
January	11,259	
February	12,331	
March	13,333	
April	13,557	
May	13,548	
June	13,548	

QUALITY

	Quantity	Base Number	Contract	AT	Region	England
% of FP17s for the same patient ID Re-attending within 3 months - Children	24	614	3.9%	9.8%	11.4%	11.6%
% of FP17s for the same patient ID Re-attending within 3 months - Adults	171	1,336	12.8%	14.7%	15.0%	15.5%
% of FP17s for the same patient ID Re-attending between 3 & 9 months - Children	242	614	39.4%	52.8%	59.9%	58.8%
% of FP17s for the same patient ID Re-attending between 3 & 9 months - Adults	520	1,336	38.9%	48.0%	52.0%	51.1%
% of FP17s for Band 1 Urgent Courses	234	1,855	12.6%	8.0%	8.0%	9.0%
% of FP17s Relating to Free Repair or Replacements	4	1,855	0.2%	0.7%	0.8%	0.8%
% of FP17s Relating to Continuations	2	1,855	0.1%	0.8%	0.9%	0.9%
% of Patients satisfied with the dentistry they have received	0	0	N/A	92.8%	93.5%	93.3%
% of Patients satisfied with the time they had to wait for an appointment	0	0	N/A	89.7%	89.1%	88.9%

* This is based on patients treated on this contract for their most recent course of treatment. Figures in italics indicate the base number of FP17s or Patient Questionnaire responses are less than 100. N/A is shown where the base number of responses is less than 10 during the period. % is calculated as Quantity/Base number*100

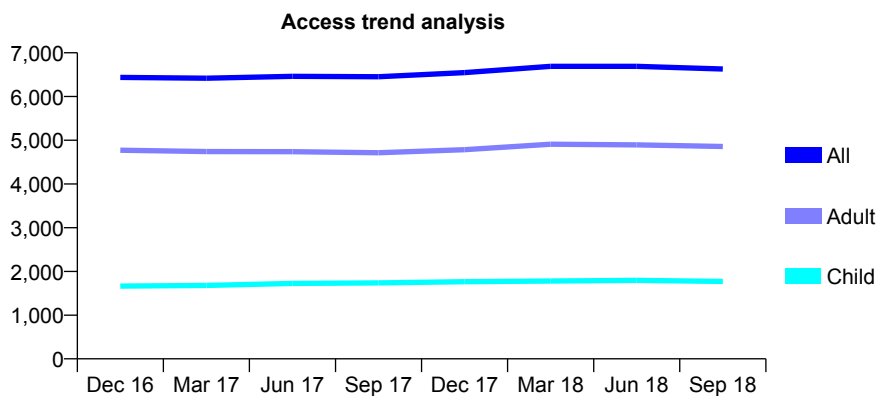
Q54 - Vital Signs At a Glance Contract Report for 944092/0001 - September 2018

Name or company name	MISS SN CHAUDARY
Contract type name	GDS Contract
Purpose of contract	General
Contract start date	17/09/2010
Contract end date	

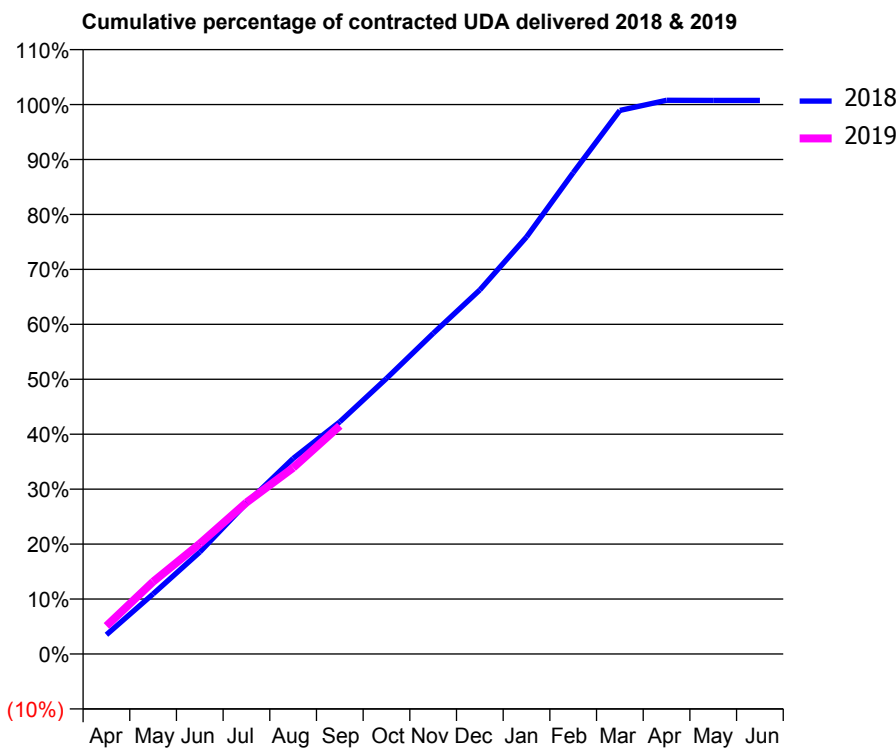
18/19 Contracted general activity (UDA)	18,528
Carry forward general activity (UDA)	-139
18/19 Contracted orthodontic activity (UOA)	0
Carry forward orthodontic activity (UOA)	0
Baseline contract value	£466,037.21

ACCESS*

Patients seen in 24 months	Total	Change since previous quarter
Quarter ending September 2017	6,451	
Quarter ending December 2017	6,547	→
Quarter ending March 2018	6,691	↑
Quarter ending June 2018	6,690	→
Quarter ending September 2018	6,628	→
Variance since September 2017	2.7%	↑



ACTIVITY



Month	Adjusted Scheduled Activity (UDA)	
	2018	2019
April	650	948
May	2,026	2,440
June	3,438	3,722
July	5,083	5,111
August	6,592	6,280
September	7,832	7,693
October	9,290	
November	10,812	
December	12,277	
January	14,063	
February	16,230	
March	18,327	
April	18,672	
May	18,668	
June	18,668	

QUALITY

	Quantity	Base Number	Contract	AT	Region	England
% of FP17s for the same patient ID Re-attending within 3 months - Children	47	1,257	3.7%	9.8%	11.4%	11.6%
% of FP17s for the same patient ID Re-attending within 3 months - Adults	338	3,212	10.5%	14.7%	15.0%	15.5%
% of FP17s for the same patient ID Re-attending between 3 & 9 months - Children	862	1,257	68.6%	52.8%	59.9%	58.8%
% of FP17s for the same patient ID Re-attending between 3 & 9 months - Adults	2,157	3,212	67.2%	48.0%	52.0%	51.1%
% of FP17s for Band 1 Urgent Courses	211	4,302	4.9%	8.0%	8.0%	9.0%
% of FP17s Relating to Free Repair or Replacements	28	4,302	0.7%	0.7%	0.8%	0.8%
% of FP17s Relating to Continuations	17	4,302	0.4%	0.8%	0.9%	0.9%
% of Patients satisfied with the dentistry they have received	0	0	N/A	92.8%	93.5%	93.3%
% of Patients satisfied with the time they had to wait for an appointment	0	0	N/A	89.7%	89.1%	88.9%

* This is based on patients treated on this contract for their most recent course of treatment. Figures in italics indicate the base number of FP17s or Patient Questionnaire responses are less than 100. N/A is shown where the base number of responses is less than 10 during the period. % is calculated as Quantity/Base number*100

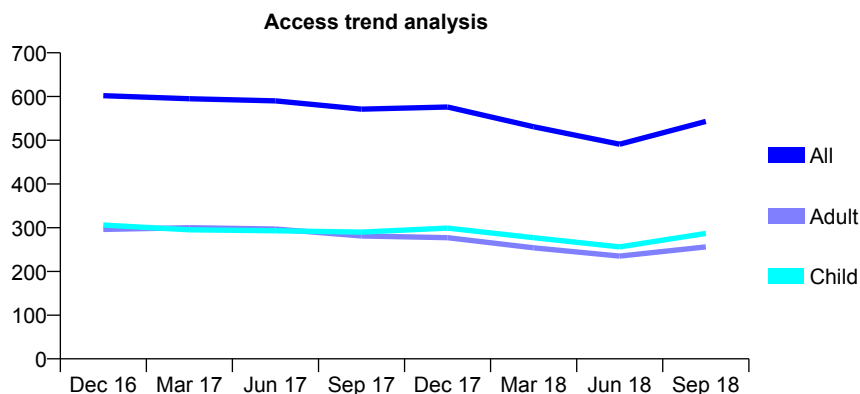
Q54 - Vital Signs At a Glance Contract Report for 946303/0001 - September 2018

Name or company name	MR E ACHEAMPONG
Contract type name	GDS Contract
Purpose of contract	General and Orthodontic
Contract start date	01/04/2006
Contract end date	

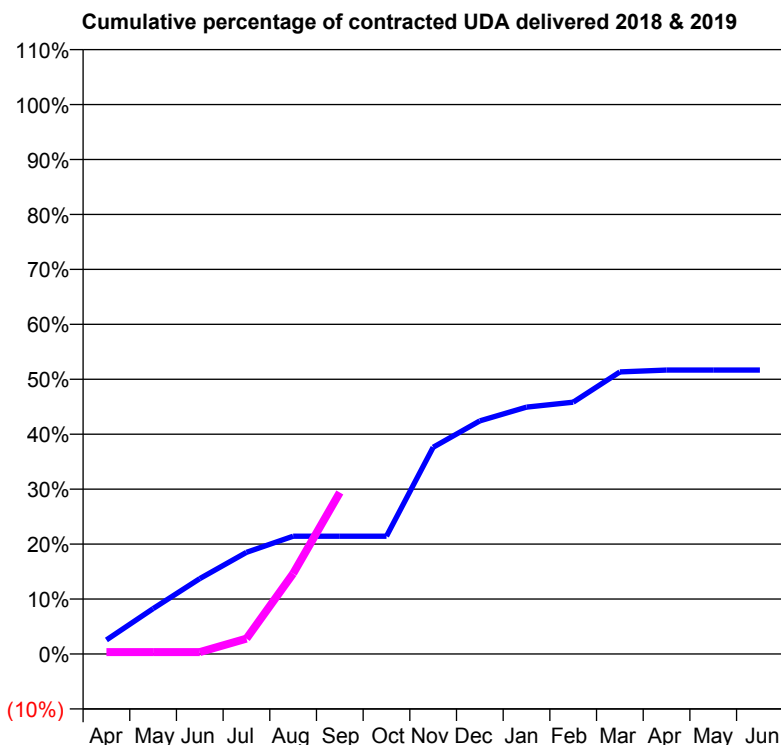
18/19 Contracted general activity (UDA)	1,810
Carry forward general activity (UDA)	0
18/19 Contracted orthodontic activity (UOA)	642
Carry forward orthodontic activity (UOA)	0
Baseline contract value	£86,466.46

ACCESS*

Patients seen in 24 months	Total	Change since previous quarter
Quarter ending September 2017	571	
Quarter ending December 2017	576	→
Quarter ending March 2018	531	↓
Quarter ending June 2018	491	↓
Quarter ending September 2018	543	↑
Variance since September 2017	(4.9%)	↓



ACTIVITY



Month	Adjusted Scheduled Activity (UDA)	
	2018	2019
April	46	6
May	149	6
June	248	6
July	335	51
August	388	265
September	388	532
October	388	
November	681	
December	768	
January	813	
February	829	
March	929	
April	935	
May	935	
June	935	

QUALITY

	Quantity	Base Number	Contract	AT	Region	England
% of FP17s for the same patient ID Re-attending within 3 months - Children	7	273	2.6%	9.8%	11.4%	11.6%
% of FP17s for the same patient ID Re-attending within 3 months - Adults	12	184	6.5%	14.7%	15.0%	15.5%
% of FP17s for the same patient ID Re-attending between 3 & 9 months - Children	125	273	45.8%	52.8%	59.9%	58.8%
% of FP17s for the same patient ID Re-attending between 3 & 9 months - Adults	89	184	48.4%	48.0%	52.0%	51.1%
% of FP17s for Band 1 Urgent Courses	13	306	4.2%	8.0%	8.0%	9.0%
% of FP17s Relating to Free Repair or Replacements	0	306	0.0%	0.7%	0.8%	0.8%
% of FP17s Relating to Continuations	0	306	0.0%	0.8%	0.9%	0.9%
% of Patients satisfied with the dentistry they have received	1	1	N/A	92.8%	93.5%	93.3%
% of Patients satisfied with the time they had to wait for an appointment	1	1	N/A	89.7%	89.1%	88.9%

* This is based on patients treated on this contract for their most recent course of treatment. Figures in italics indicate the base number of FP17s or Patient Questionnaire responses are less than 100. N/A is shown where the base number of responses is less than 10 during the period. % is calculated as Quantity/Base number*100

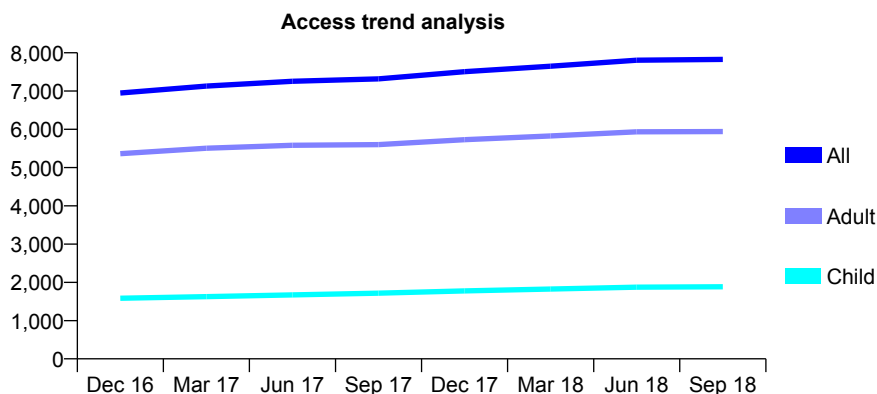
Q54 - Vital Signs At a Glance Contract Report for 960128/0002 - September 2018

Name or company name	MR Z SACRANIE
Contract type name	GDS Contract
Purpose of contract	General
Contract start date	01/11/2006
Contract end date	

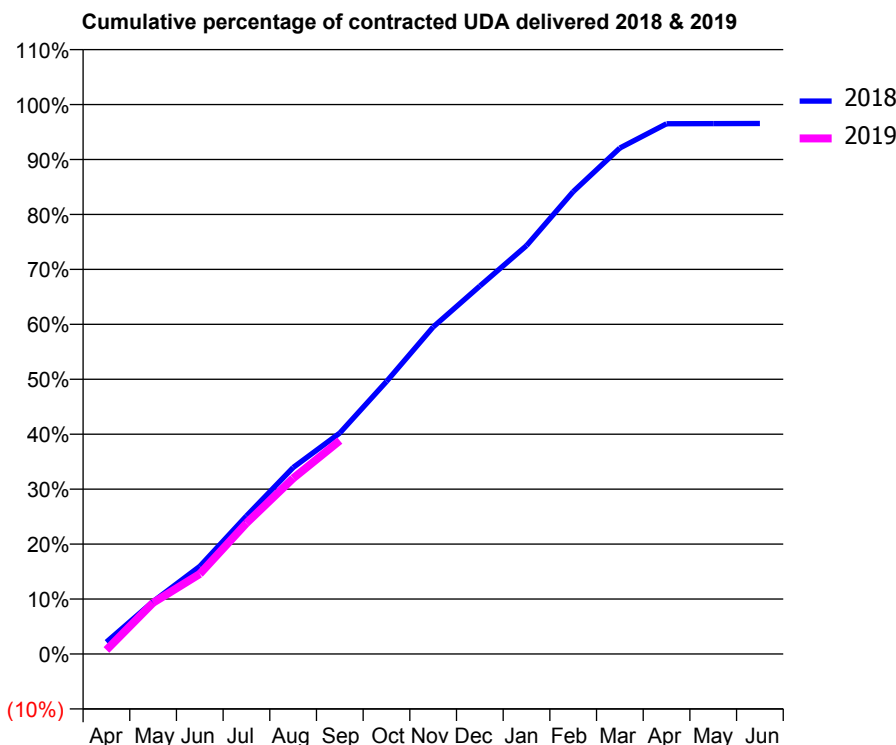
18/19 Contracted general activity (UDA)	18,821
Carry forward general activity (UDA)	649
18/19 Contracted orthodontic activity (UOA)	0
Carry forward orthodontic activity (UOA)	0
Baseline contract value	£420,807.19

ACCESS*

Patients seen in 24 months	Total	Change since previous quarter
Quarter ending September 2017	7,318	
Quarter ending December 2017	7,506	↑
Quarter ending March 2018	7,650	→
Quarter ending June 2018	7,807	↑
Quarter ending September 2018	7,826	→
Variance since September 2017	6.9%	↑



ACTIVITY



Month	2018	2019
April	409	138
May	1,796	1,756
June	3,003	2,741
July	4,728	4,484
August	6,386	6,019
September	7,568	7,311
October	9,333	
November	11,202	
December	12,604	
January	13,986	
February	15,838	
March	17,329	
April	18,160	
May	18,167	
June	18,171	

QUALITY

	Quantity	Base Number	Contract	AT	Region	England
% of FP17s for the same patient ID Re-attending within 3 months - Children	99	1,439	6.9%	9.8%	11.4%	11.6%
% of FP17s for the same patient ID Re-attending within 3 months - Adults	526	4,042	13.0%	14.7%	15.0%	15.5%
% of FP17s for the same patient ID Re-attending between 3 & 9 months - Children	923	1,439	64.1%	52.8%	59.9%	58.8%
% of FP17s for the same patient ID Re-attending between 3 & 9 months - Adults	2,200	4,042	54.4%	48.0%	52.0%	51.1%
% of FP17s for Band 1 Urgent Courses	356	4,551	7.8%	8.0%	8.0%	9.0%
% of FP17s Relating to Free Repair or Replacements	31	4,551	0.7%	0.7%	0.8%	0.8%
% of FP17s Relating to Continuations	13	4,551	0.3%	0.8%	0.9%	0.9%
% of Patients satisfied with the dentistry they have received	3	3	N/A	92.8%	93.5%	93.3%
% of Patients satisfied with the time they had to wait for an appointment	3	3	N/A	89.7%	89.1%	88.9%

* This is based on patients treated on this contract for their most recent course of treatment. Figures in italics indicate the base number of FP17s or Patient Questionnaire responses are less than 100. N/A is shown where the base number of responses is less than 10 during the period. % is calculated as Quantity/Base number*100

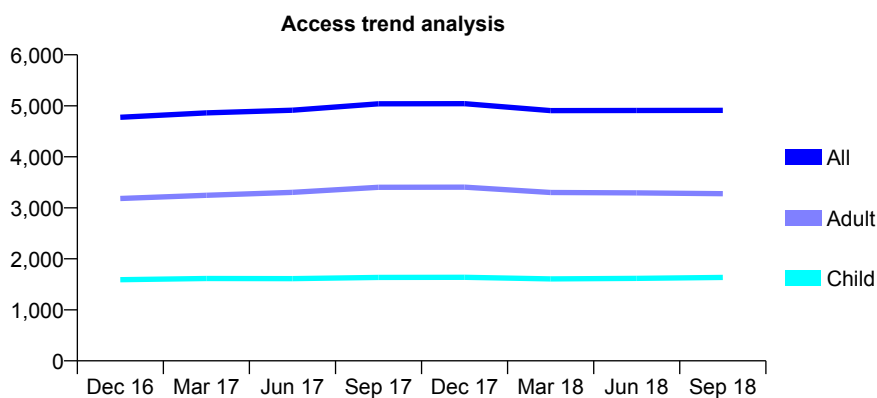
Q54 - Vital Signs At a Glance Contract Report for 960934/0002 - September 2018

Name or company name	MRS J DHERI
Contract type name	GDS Contract
Purpose of contract	General
Contract start date	19/06/2006
Contract end date	

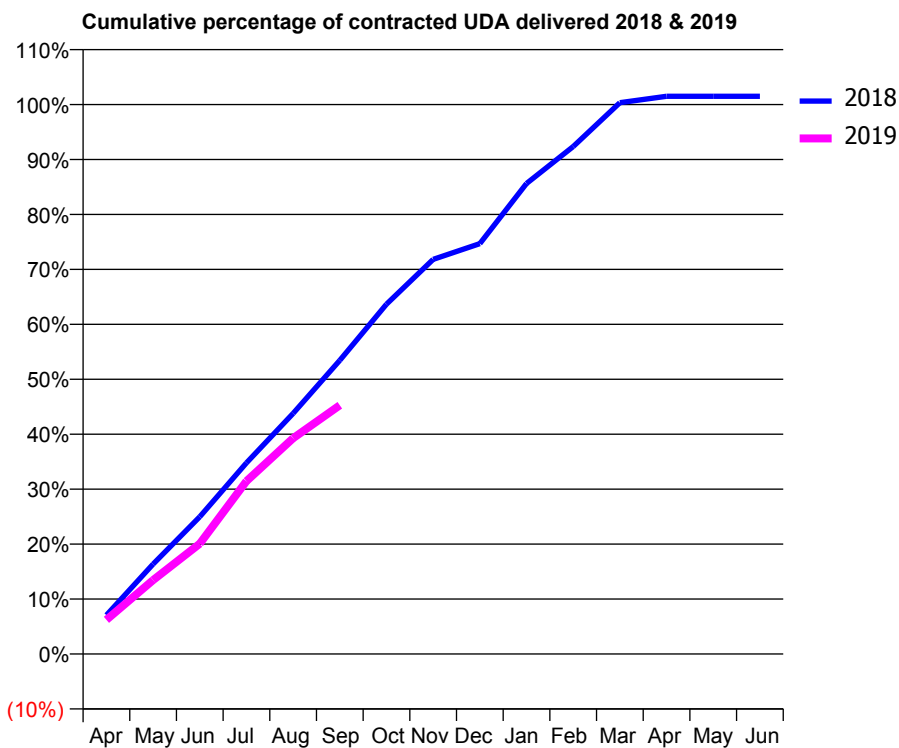
18/19 Contracted general activity (UDA)	12,396
Carry forward general activity (UDA)	-184
18/19 Contracted orthodontic activity (UOA)	0
Carry forward orthodontic activity (UOA)	0
Baseline contract value	£324,343.71

ACCESS*

Patients seen in 24 months	Total	Change since previous quarter
Quarter ending September 2017	5,038	
Quarter ending December 2017	5,043	→
Quarter ending March 2018	4,907	↓
Quarter ending June 2018	4,908	→
Quarter ending September 2018	4,911	→
Variance since September 2017	(2.5%)	↓



ACTIVITY



Month	Adjusted Scheduled Activity (UDA)	
	2018	2019
April	877	770
May	2,030	1,667
June	3,096	2,489
July	4,311	3,899
August	5,428	4,867
September	6,624	5,612
October	7,892	
November	8,902	
December	9,257	
January	10,613	
February	11,446	
March	12,436	
April	12,581	
May	12,581	
June	12,581	

QUALITY

	Quantity	Base Number	Contract	AT	Region	England
% of FP17s for the same patient ID Re-attending within 3 months - Children	39	1,226	3.2%	9.8%	11.4%	11.6%
% of FP17s for the same patient ID Re-attending within 3 months - Adults	207	2,079	10.0%	14.7%	15.0%	15.5%
% of FP17s for the same patient ID Re-attending between 3 & 9 months - Children	859	1,226	70.1%	52.8%	59.9%	58.8%
% of FP17s for the same patient ID Re-attending between 3 & 9 months - Adults	1,269	2,079	61.0%	48.0%	52.0%	51.1%
% of FP17s for Band 1 Urgent Courses	164	3,229	5.1%	8.0%	8.0%	9.0%
% of FP17s Relating to Free Repair or Replacements	16	3,229	0.5%	0.7%	0.8%	0.8%
% of FP17s Relating to Continuations	9	3,229	0.3%	0.8%	0.9%	0.9%
% of Patients satisfied with the dentistry they have received	1	1	N/A	92.8%	93.5%	93.3%
% of Patients satisfied with the time they had to wait for an appointment	1	1	N/A	89.7%	89.1%	88.9%

* This is based on patients treated on this contract for their most recent course of treatment. Figures in italics indicate the base number of FP17s or Patient Questionnaire responses are less than 100. N/A is shown where the base number of responses is less than 10 during the period. % is calculated as Quantity/Base number*100

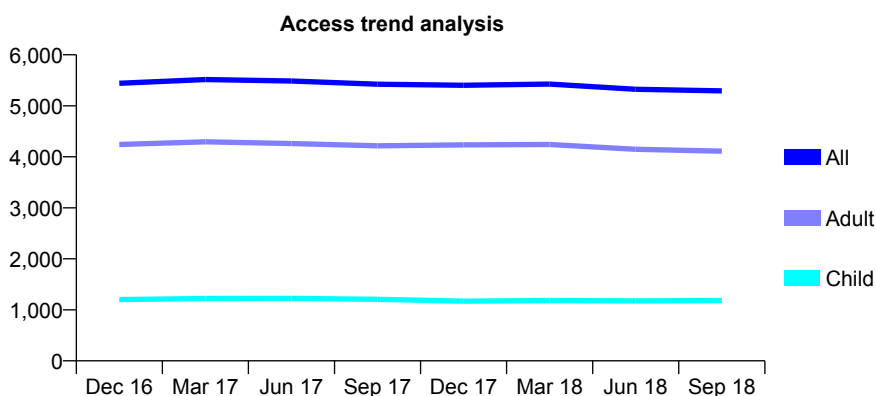
Q54 - Vital Signs At a Glance Contract Report for 968811/0001 - September 2018

Name or company name	MR D CHACKO
Contract type name	GDS Contract
Purpose of contract	General
Contract start date	01/04/2014
Contract end date	

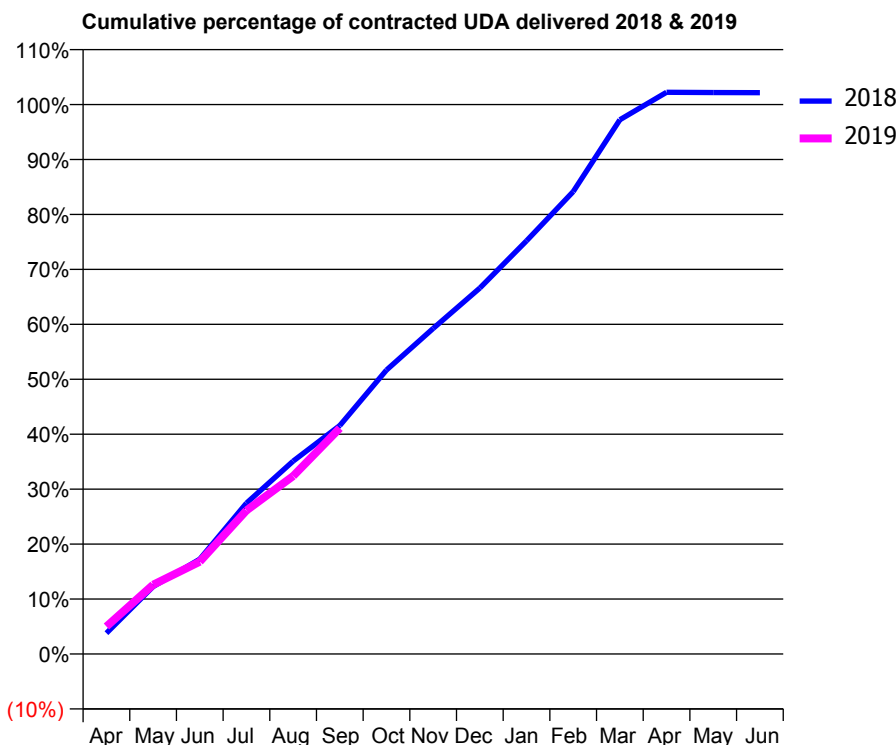
18/19 Contracted general activity (UDA)	16,500
Carry forward general activity (UDA)	-330
18/19 Contracted orthodontic activity (UOA)	0
Carry forward orthodontic activity (UOA)	0
Baseline contract value	£418,583.05

ACCESS*

Patients seen in 24 months	Total	Change since previous quarter
Quarter ending September 2017	5,423	
Quarter ending December 2017	5,403	→
Quarter ending March 2018	5,427	→
Quarter ending June 2018	5,323	↓
Quarter ending September 2018	5,294	→
Variance since September 2017	(2.4%)	↓



ACTIVITY



Month	Adjusted Scheduled Activity (UDA)	
	2018	2019
April	625	825
May	2,023	2,082
June	2,850	2,772
July	4,529	4,310
August	5,792	5,343
September	6,861	6,779
October	8,525	
November	9,775	
December	10,988	
January	12,406	
February	13,883	
March	16,041	
April	16,866	
May	16,857	
June	16,855	

QUALITY

	Quantity	Base Number	Contract	AT	Region	England
% of FP17s for the same patient ID Re-attending within 3 months - Children	53	773	6.9%	9.8%	11.4%	11.6%
% of FP17s for the same patient ID Re-attending within 3 months - Adults	347	2,561	13.5%	14.7%	15.0%	15.5%
% of FP17s for the same patient ID Re-attending between 3 & 9 months - Children	468	773	60.5%	52.8%	59.9%	58.8%
% of FP17s for the same patient ID Re-attending between 3 & 9 months - Adults	1,539	2,561	60.1%	48.0%	52.0%	51.1%
% of FP17s for Band 1 Urgent Courses	186	3,024	6.2%	8.0%	8.0%	9.0%
% of FP17s Relating to Free Repair or Replacements	47	3,024	1.6%	0.7%	0.8%	0.8%
% of FP17s Relating to Continuations	16	3,024	0.5%	0.8%	0.9%	0.9%
% of Patients satisfied with the dentistry they have received	0	0	N/A	92.8%	93.5%	93.3%
% of Patients satisfied with the time they had to wait for an appointment	0	0	N/A	89.7%	89.1%	88.9%

* This is based on patients treated on this contract for their most recent course of treatment. Figures in italics indicate the base number of FP17s or Patient Questionnaire responses are less than 100. N/A is shown where the base number of responses is less than 10 during the period. % is calculated as Quantity/Base number*100

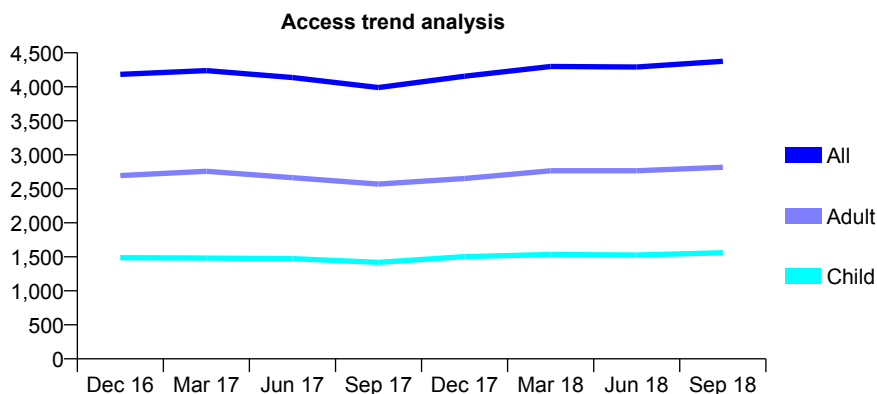
Q54 - Vital Signs At a Glance Contract Report for 976989/0001 - September 2018

Name or company name	MR SS SOHAL
Contract type name	GDS Contract
Purpose of contract	General
Contract start date	23/11/2013
Contract end date	

18/19 Contracted general activity (UDA)	12,884
Carry forward general activity (UDA)	-139
18/19 Contracted orthodontic activity (UOA)	0
Carry forward orthodontic activity (UOA)	0
Baseline contract value	£344,357.32

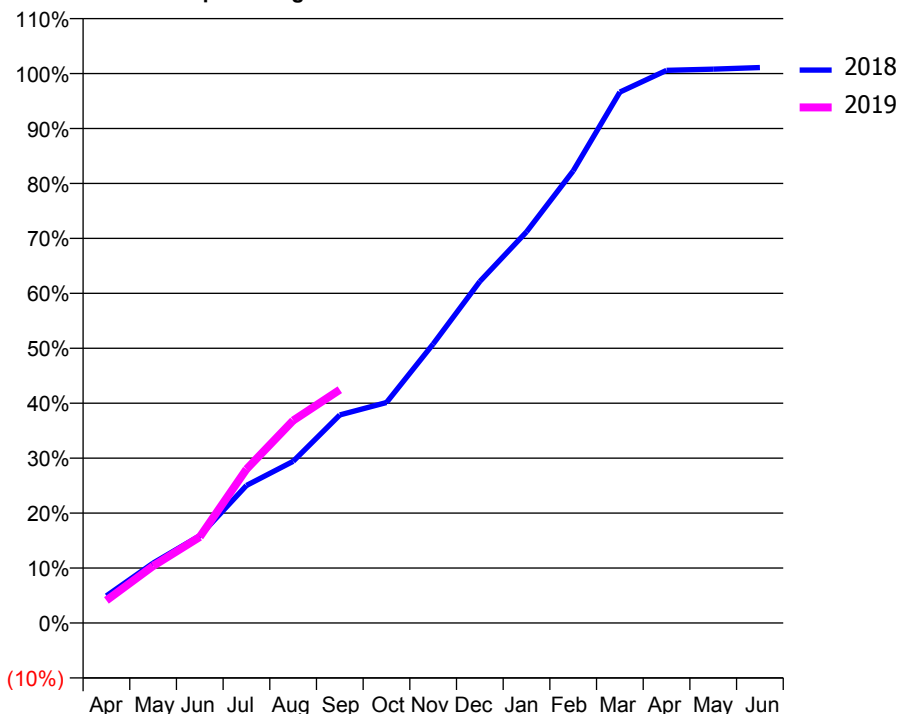
ACCESS*

Patients seen in 24 months	Total	Change since previous quarter
Quarter ending September 2017	3,989	
Quarter ending December 2017	4,155	↑
Quarter ending March 2018	4,299	↑
Quarter ending June 2018	4,292	→
Quarter ending September 2018	4,376	→
Variance since September 2017	9.7%	↑



ACTIVITY

Cumulative percentage of contracted UDA delivered 2018 & 2019



Adjusted Scheduled Activity (UDA)

Month	2018	2019
April	636	529
May	1,404	1,337
June	2,047	2,019
July	3,225	3,606
August	3,792	4,749
September	4,878	5,469
October	5,169	
November	6,543	
December	8,008	
January	9,173	
February	10,600	
March	12,448	
April	12,958	
May	12,985	
June	13,023	

QUALITY

	Quantity	Base Number	Contract	AT	Region	England
% of FP17s for the same patient ID Re-attending within 3 months - Children	45	978	4.6%	9.8%	11.4%	11.6%
% of FP17s for the same patient ID Re-attending within 3 months - Adults	188	1,445	13.0%	14.7%	15.0%	15.5%
% of FP17s for the same patient ID Re-attending between 3 & 9 months - Children	563	978	57.6%	52.8%	59.9%	58.8%
% of FP17s for the same patient ID Re-attending between 3 & 9 months - Adults	638	1,445	44.2%	48.0%	52.0%	51.1%
% of FP17s for Band 1 Urgent Courses	172	2,231	7.7%	8.0%	8.0%	9.0%
% of FP17s Relating to Free Repair or Replacements	4	2,231	0.2%	0.7%	0.8%	0.8%
% of FP17s Relating to Continuations	24	2,231	1.1%	0.8%	0.9%	0.9%
% of Patients satisfied with the dentistry they have received	1	1	N/A	92.8%	93.5%	93.3%
% of Patients satisfied with the time they had to wait for an appointment	0	1	N/A	89.7%	89.1%	88.9%

* This is based on patients treated on this contract for their most recent course of treatment. Figures in italics indicate the base number of FP17s or Patient Questionnaire responses are less than 100. N/A is shown where the base number of responses is less than 10 during the period. % is calculated as Quantity/Base number*100

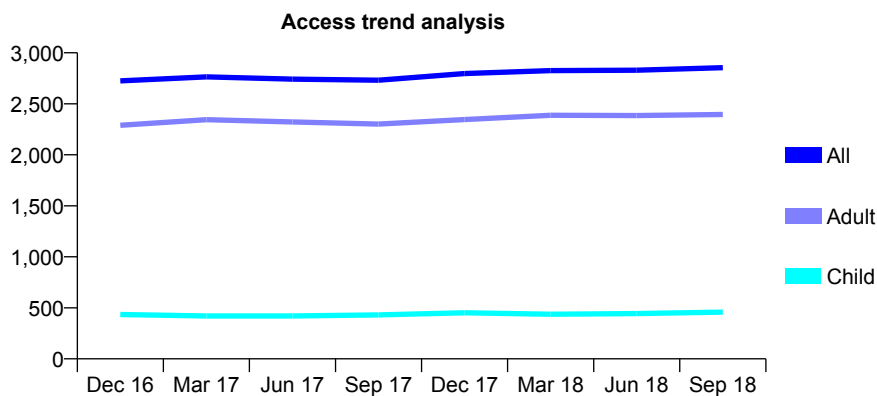
Q54 - Vital Signs At a Glance Contract Report for 993956/0001 - September 2018

Name or company name	SM Bentley Dental Practice
Contract type name	GDS Contract
Purpose of contract	General
Contract start date	01/04/2006
Contract end date	

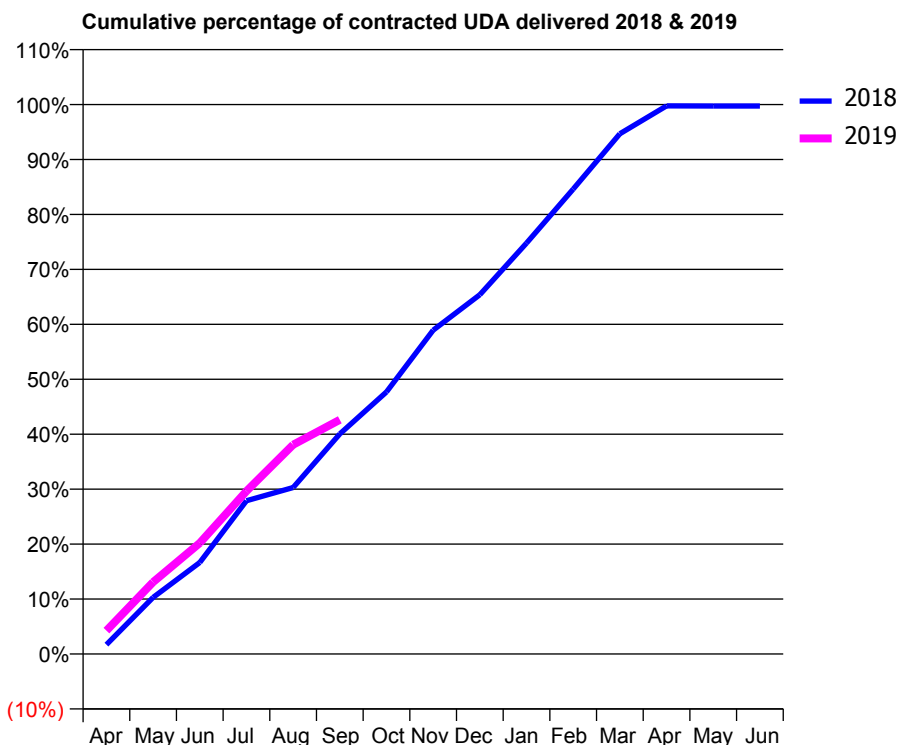
18/19 Contracted general activity (UDA)	7,816
Carry forward general activity (UDA)	20
18/19 Contracted orthodontic activity (UOA)	0
Carry forward orthodontic activity (UOA)	0
Baseline contract value	£167,605.66

ACCESS*

Patients seen in 24 months	Total	Change since previous quarter
Quarter ending September 2017	2,732	
Quarter ending December 2017	2,797	↑
Quarter ending March 2018	2,825	→
Quarter ending June 2018	2,829	→
Quarter ending September 2018	2,854	→
Variance since September 2017	4.5%	↑



ACTIVITY



Adjusted Scheduled Activity (UDA)		
Month	2018	2019
April	134	333
May	805	1,024
June	1,303	1,579
July	2,181	2,317
August	2,368	2,976
September	3,131	3,332
October	3,729	
November	4,606	
December	5,111	
January	5,845	
February	6,614	
March	7,401	
April	7,796	
May	7,795	
June	7,795	

QUALITY

	Quantity	Base Number	Contract	AT	Region	England
% of FP17s for the same patient ID Re-attending within 3 months - Children	21	318	6.6%	9.8%	11.4%	11.6%
% of FP17s for the same patient ID Re-attending within 3 months - Adults	211	1,536	13.7%	14.7%	15.0%	15.5%
% of FP17s for the same patient ID Re-attending between 3 & 9 months - Children	174	318	54.7%	52.8%	59.9%	58.8%
% of FP17s for the same patient ID Re-attending between 3 & 9 months - Adults	812	1,536	52.9%	48.0%	52.0%	51.1%
% of FP17s for Band 1 Urgent Courses	45	1,717	2.6%	8.0%	8.0%	9.0%
% of FP17s Relating to Free Repair or Replacements	20	1,717	1.2%	0.7%	0.8%	0.8%
% of FP17s Relating to Continuations	19	1,717	1.1%	0.8%	0.9%	0.9%
% of Patients satisfied with the dentistry they have received	1	1	N/A	92.8%	93.5%	93.3%
% of Patients satisfied with the time they had to wait for an appointment	1	1	N/A	89.7%	89.1%	88.9%

* This is based on patients treated on this contract for their most recent course of treatment. Figures in italics indicate the base number of FP17s or Patient Questionnaire responses are less than 100. N/A is shown where the base number of responses is less than 10 during the period. % is calculated as Quantity/Base number*100

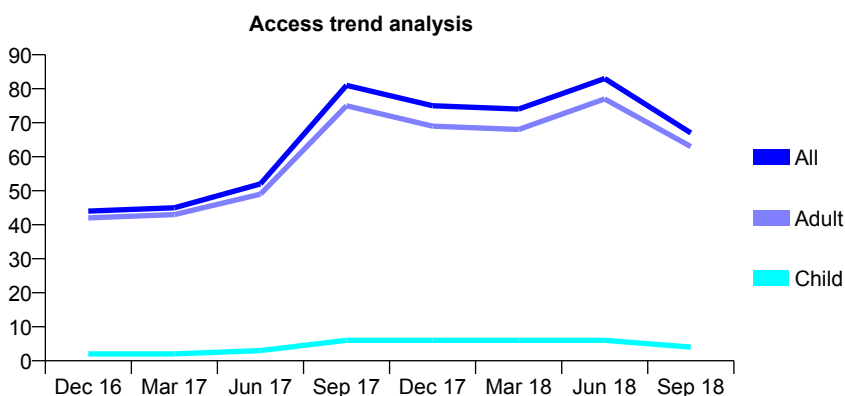
Q55 - Vital Signs At a Glance Contract Report for 100056/0000 - September 2018

Name or company name	Nationwide Healthcare Providers Ltd
Contract type name	GDS Contract
Purpose of contract	General
Contract start date	22/03/2016
Contract end date	

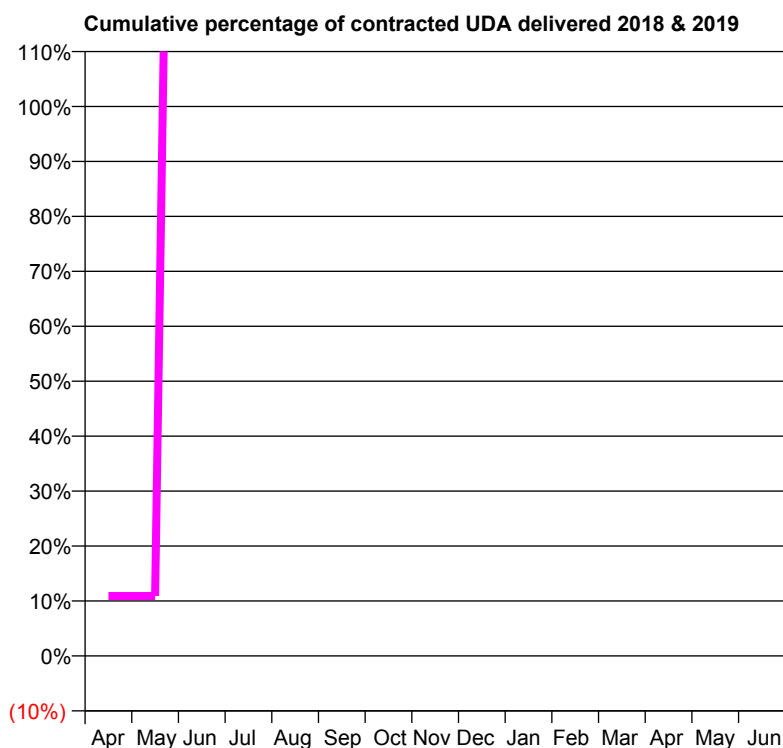
18/19 Contracted general activity (UDA)	11
Carry forward general activity (UDA)	0
18/19 Contracted orthodontic activity (UOA)	0
Carry forward orthodontic activity (UOA)	0
Baseline contract value	£16,451.02

ACCESS*

Patients seen in 24 months	Total	Change since previous quarter
Quarter ending September 2017	81	
Quarter ending December 2017	75	↓
Quarter ending March 2018	74	↓
Quarter ending June 2018	83	↑
Quarter ending September 2018	67	↓
Variance since September 2017	(17.3%)	↓



ACTIVITY



Month	Adjusted Scheduled Activity (UDA)	
	2018	2019
April	0	1
May	16	1
June	16	60
July	33	60
August	33	60
September	86	61
October	86	
November	87	
December	88	
January	88	
February	88	
March	88	
April	88	
May	88	
June	88	

QUALITY

	Quantity	Base Number	Contract	AT	Region	England
% of FP17s for the same patient ID Re-attending within 3 months - Children	0	3	0.0%	9.9%	11.4%	11.6%
% of FP17s for the same patient ID Re-attending within 3 months - Adults	0	51	0.0%	13.8%	15.0%	15.5%
% of FP17s for the same patient ID Re-attending between 3 & 9 months - Children	0	3	0.0%	61.9%	59.9%	58.8%
% of FP17s for the same patient ID Re-attending between 3 & 9 months - Adults	0	51	0.0%	55.1%	52.0%	51.1%
% of FP17s for Band 1 Urgent Courses	37	52	71.2%	6.9%	8.0%	9.0%
% of FP17s Relating to Free Repair or Replacements	0	52	0.0%	0.8%	0.8%	0.8%
% of FP17s Relating to Continuations	0	52	0.0%	1.1%	0.9%	0.9%
% of Patients satisfied with the dentistry they have received	0	0	N/A	93.0%	93.5%	93.3%
% of Patients satisfied with the time they had to wait for an appointment	0	0	N/A	88.5%	89.1%	88.9%

* This is based on patients treated on this contract for their most recent course of treatment. Figures in italics indicate the base number of FP17s or Patient Questionnaire responses are less than 100. N/A is shown where the base number of responses is less than 10 during the period. % is calculated as Quantity/Base number*100

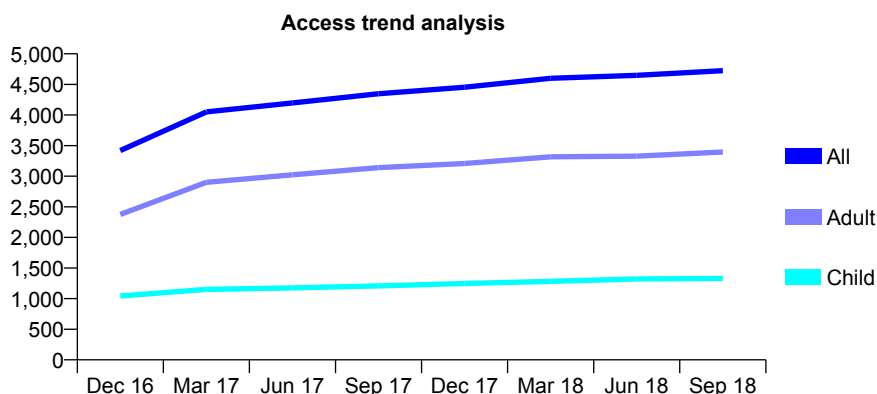
Q55 - Vital Signs At a Glance Contract Report for 100062/0000 - September 2018

Name or company name	MR EG MCDAID
Contract type name	GDS Contract
Purpose of contract	General
Contract start date	01/04/2016
Contract end date	

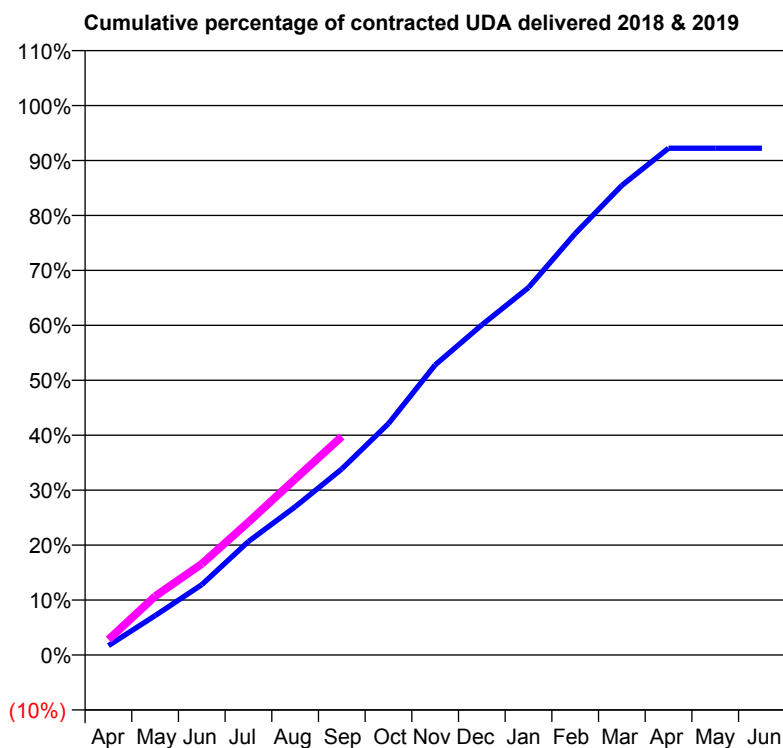
18/19 Contracted general activity (UDA)	15,050
Carry forward general activity (UDA)	0
18/19 Contracted orthodontic activity (UOA)	0
Carry forward orthodontic activity (UOA)	0
Baseline contract value	£401,039.16

ACCESS*

Patients seen in 24 months	Total	Change since previous quarter
Quarter ending September 2017	4,347	
Quarter ending December 2017	4,455	↑
Quarter ending March 2018	4,601	↑
Quarter ending June 2018	4,649	→
Quarter ending September 2018	4,725	→
Variance since September 2017	8.7%	↑



ACTIVITY



Month	Adjusted Scheduled Activity (UDA)	
	2018	2019
April	258	421
May	1,081	1,608
June	1,927	2,495
July	3,111	3,638
August	4,061	4,818
September	5,098	5,984
October	6,339	
November	7,945	
December	9,042	
January	10,064	
February	11,543	
March	12,860	
April	13,881	
May	13,881	
June	13,881	

QUALITY

	Quantity	Base Number	Contract	AT	Region	England
% of FP17s for the same patient ID Re-attending within 3 months - Children	81	1,148	7.1%	9.9%	11.4%	11.6%
% of FP17s for the same patient ID Re-attending within 3 months - Adults	311	2,456	12.7%	13.8%	15.0%	15.5%
% of FP17s for the same patient ID Re-attending between 3 & 9 months - Children	834	1,148	72.6%	61.9%	59.9%	58.8%
% of FP17s for the same patient ID Re-attending between 3 & 9 months - Adults	1,410	2,456	57.4%	55.1%	52.0%	51.1%
% of FP17s for Band 1 Urgent Courses	152	2,877	5.3%	6.9%	8.0%	9.0%
% of FP17s Relating to Free Repair or Replacements	21	2,877	0.7%	0.8%	0.8%	0.8%
% of FP17s Relating to Continuations	39	2,877	1.4%	1.1%	0.9%	0.9%
% of Patients satisfied with the dentistry they have received	2	2	N/A	93.0%	93.5%	93.3%
% of Patients satisfied with the time they had to wait for an appointment	2	2	N/A	88.5%	89.1%	88.9%

* This is based on patients treated on this contract for their most recent course of treatment. Figures in italics indicate the base number of FP17s or Patient Questionnaire responses are less than 100. N/A is shown where the base number of responses is less than 10 during the period. % is calculated as Quantity/Base number*100

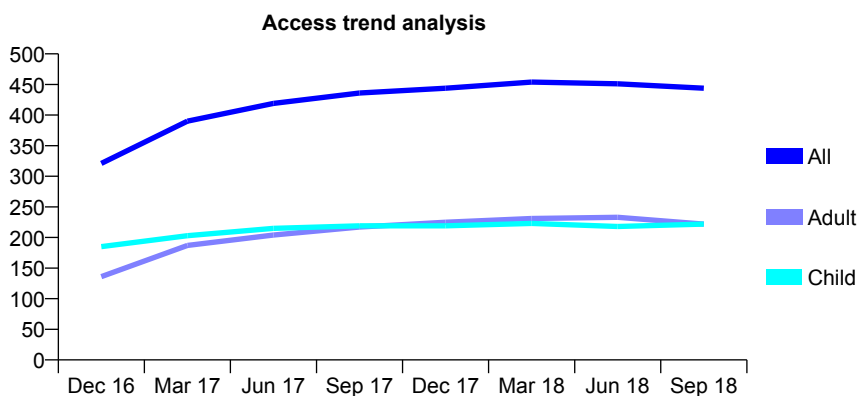
Q55 - Vital Signs At a Glance Contract Report for 100101/0000 - September 2018

Name or company name	Brookview Dental Care
Contract type name	GDS Contract
Purpose of contract	General
Contract start date	01/04/2016
Contract end date	

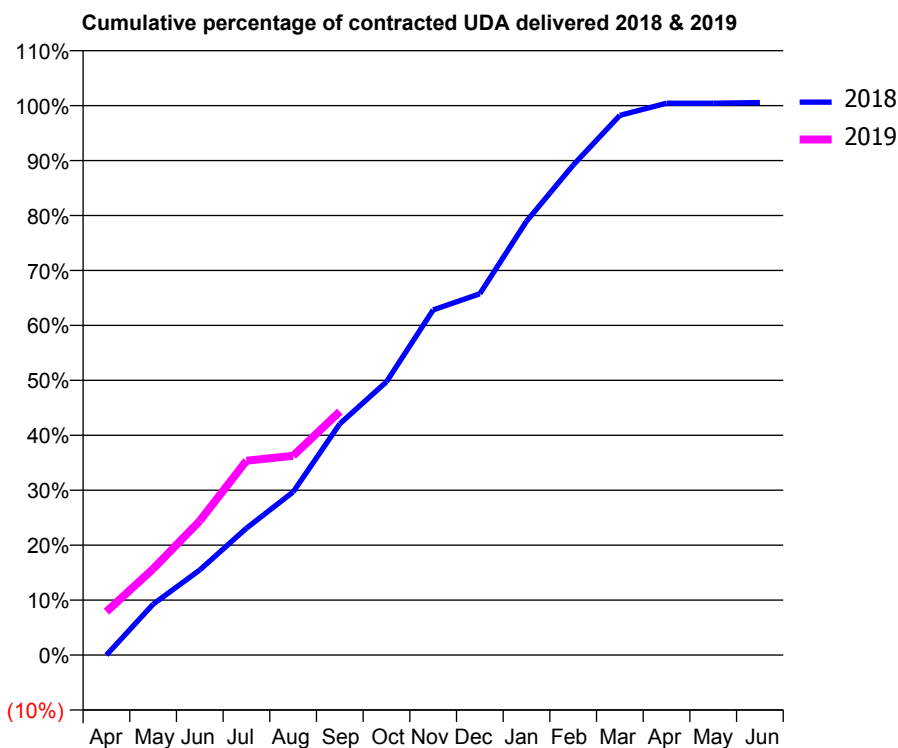
18/19 Contracted general activity (UDA)	1,000
Carry forward general activity (UDA)	0
18/19 Contracted orthodontic activity (UOA)	0
Carry forward orthodontic activity (UOA)	0
Baseline contract value	£29,416.55

ACCESS*

Patients seen in 24 months	Total	Change since previous quarter
Quarter ending September 2017	436	
Quarter ending December 2017	444	→
Quarter ending March 2018	454	↑
Quarter ending June 2018	451	→
Quarter ending September 2018	444	↓
Variance since September 2017	1.8%	→



ACTIVITY



Month	Adjusted Scheduled Activity (UDA)	
	2018	2019
April	0	79
May	93	157
June	155	244
July	231	354
August	297	363
September	421	443
October	497	
November	628	
December	657	
January	790	
February	892	
March	982	
April	1,004	
May	1,004	
June	1,005	

QUALITY

	Quantity	Base Number	Contract	AT	Region	England
% of FP17s for the same patient ID Re-attending within 3 months - Children	13	189	6.9%	9.9%	11.4%	11.6%
% of FP17s for the same patient ID Re-attending within 3 months - Adults	27	150	18.0%	13.8%	15.0%	15.5%
% of FP17s for the same patient ID Re-attending between 3 & 9 months - Children	136	189	72.0%	61.9%	59.9%	58.8%
% of FP17s for the same patient ID Re-attending between 3 & 9 months - Adults	96	150	64.0%	55.1%	52.0%	51.1%
% of FP17s for Band 1 Urgent Courses	11	322	3.4%	6.9%	8.0%	9.0%
% of FP17s Relating to Free Repair or Replacements	0	322	0.0%	0.8%	0.8%	0.8%
% of FP17s Relating to Continuations	0	322	0.0%	1.1%	0.9%	0.9%
% of Patients satisfied with the dentistry they have received	1	1	N/A	93.0%	93.5%	93.3%
% of Patients satisfied with the time they had to wait for an appointment	1	1	N/A	88.5%	89.1%	88.9%

* This is based on patients treated on this contract for their most recent course of treatment. Figures in italics indicate the base number of FP17s or Patient Questionnaire responses are less than 100. N/A is shown where the base number of responses is less than 10 during the period. % is calculated as Quantity/Base number*100

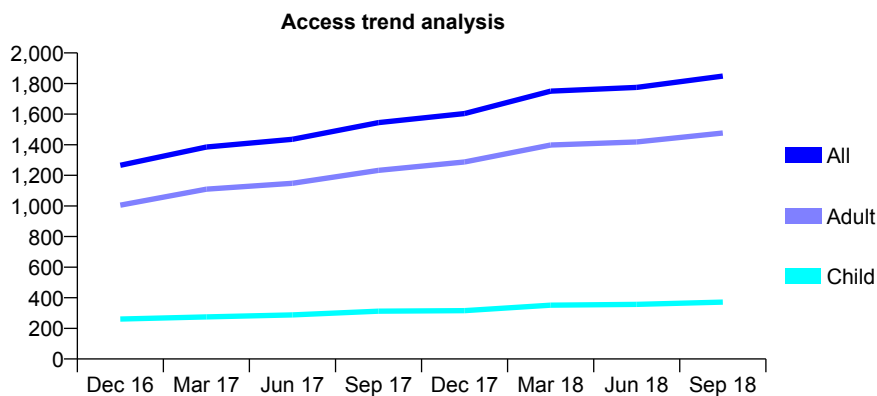
Q55 - Vital Signs At a Glance Contract Report for 100103/0000 - September 2018

Name or company name	Dr H S Thiara, Mrs R K Mattu
Contract type name	GDS Contract
Purpose of contract	General
Contract start date	01/04/2016
Contract end date	

18/19 Contracted general activity (UDA)	8,332
Carry forward general activity (UDA)	0
18/19 Contracted orthodontic activity (UOA)	0
Carry forward orthodontic activity (UOA)	0
Baseline contract value	£283,844.68

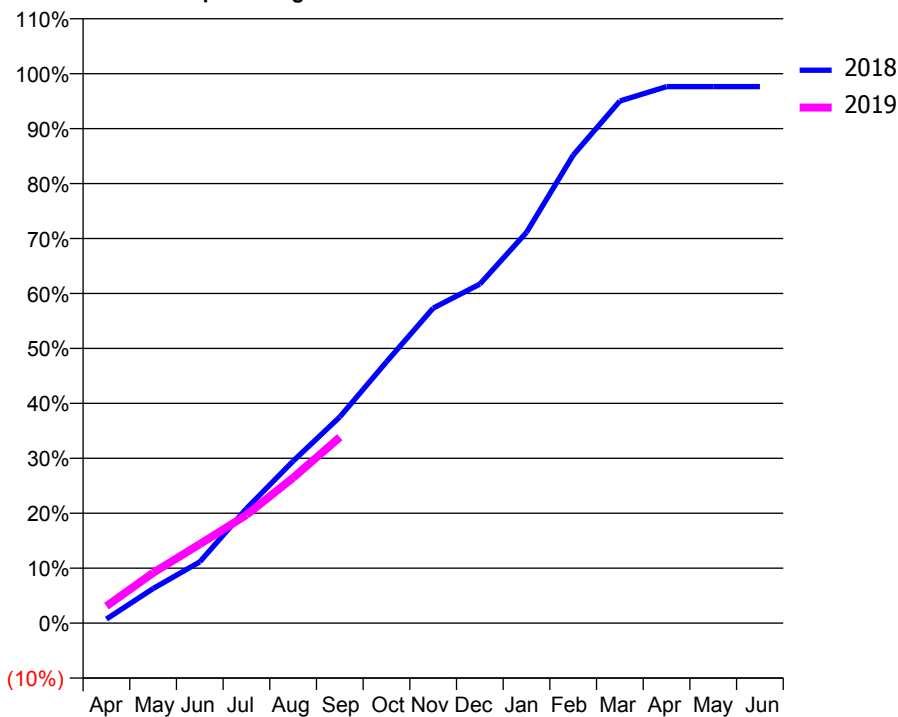
ACCESS*

Patients seen in 24 months	Total	Change since previous quarter
Quarter ending September 2017	1,545	
Quarter ending December 2017	1,604	↑
Quarter ending March 2018	1,750	↑
Quarter ending June 2018	1,775	→
Quarter ending September 2018	1,849	↑
Variance since September 2017	19.7%	↑



ACTIVITY

Cumulative percentage of contracted UDA delivered 2018 & 2019



Month	Adjusted Scheduled Activity (UDA)	
	2018	2019
April	39	258
May	336	764
June	595	1,197
July	1,112	1,640
August	1,573	2,206
September	2,001	2,819
October	2,535	
November	3,057	
December	3,289	
January	3,791	
February	4,540	
March	5,067	
April	5,206	
May	5,206	
June	5,206	

QUALITY

	Quantity	Base Number	Contract	AT	Region	England
% of FP17s for the same patient ID Re-attending within 3 months - Children	34	315	10.8%	9.9%	11.4%	11.6%
% of FP17s for the same patient ID Re-attending within 3 months - Adults	240	1,246	19.3%	13.8%	15.0%	15.5%
% of FP17s for the same patient ID Re-attending between 3 & 9 months - Children	191	315	60.6%	61.9%	59.9%	58.8%
% of FP17s for the same patient ID Re-attending between 3 & 9 months - Adults	605	1,246	48.6%	55.1%	52.0%	51.1%
% of FP17s for Band 1 Urgent Courses	233	1,496	15.6%	6.9%	8.0%	9.0%
% of FP17s Relating to Free Repair or Replacements	13	1,496	0.9%	0.8%	0.8%	0.8%
% of FP17s Relating to Continuations	13	1,496	0.9%	1.1%	0.9%	0.9%
% of Patients satisfied with the dentistry they have received	1	1	N/A	93.0%	93.5%	93.3%
% of Patients satisfied with the time they had to wait for an appointment	1	1	N/A	88.5%	89.1%	88.9%

* This is based on patients treated on this contract for their most recent course of treatment. Figures in italics indicate the base number of FP17s or Patient Questionnaire responses are less than 100. N/A is shown where the base number of responses is less than 10 during the period. % is calculated as Quantity/Base number*100

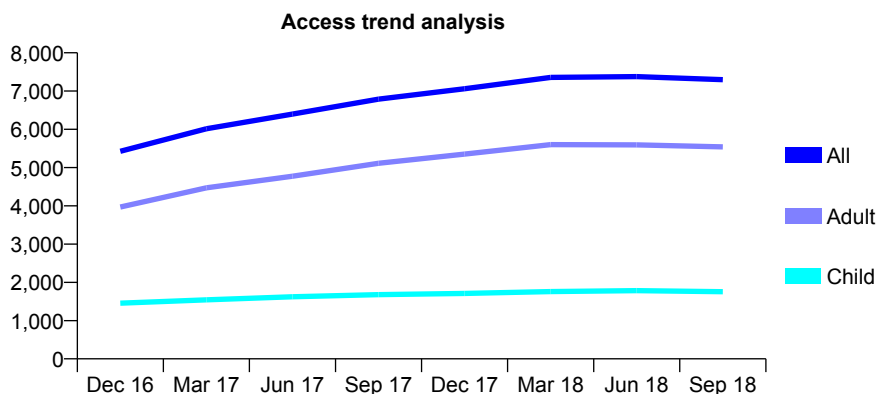
Q55 - Vital Signs At a Glance Contract Report for 100109/0000 - September 2018

Name or company name	Whitecross Dental Care Limited
Contract type name	GDS Contract
Purpose of contract	General
Contract start date	01/04/2016
Contract end date	

18/19 Contracted general activity (UDA)	24,298
Carry forward general activity (UDA)	0
18/19 Contracted orthodontic activity (UOA)	0
Carry forward orthodontic activity (UOA)	0
Baseline contract value	£608,842.19

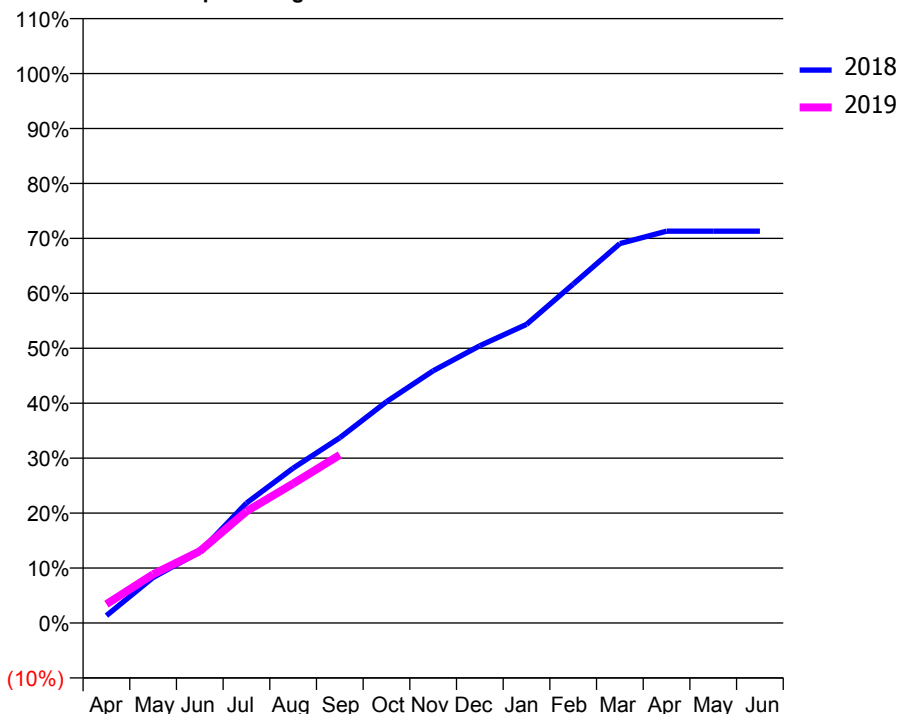
ACCESS*

Patients seen in 24 months	Total	Change since previous quarter
Quarter ending September 2017	6,790	
Quarter ending December 2017	7,061	↑
Quarter ending March 2018	7,357	↑
Quarter ending June 2018	7,378	→
Quarter ending September 2018	7,296	↓
Variance since September 2017	7.5%	↑



ACTIVITY

Cumulative percentage of contracted UDA delivered 2018 & 2019



Month	Adjusted Scheduled Activity (UDA)	
	2018	2019
April	325	836
May	2,013	2,156
June	3,143	3,176
July	5,301	4,938
August	6,847	6,165
September	8,195	7,432
October	9,782	
November	11,155	
December	12,262	
January	13,207	
February	14,986	
March	16,778	
April	17,325	
May	17,324	
June	17,324	

QUALITY

	Quantity	Base Number	Contract	AT	Region	England
% of FP17s for the same patient ID Re-attending within 3 months - Children	62	1,170	5.3%	9.9%	11.4%	11.6%
% of FP17s for the same patient ID Re-attending within 3 months - Adults	416	3,264	12.7%	13.8%	15.0%	15.5%
% of FP17s for the same patient ID Re-attending between 3 & 9 months - Children	667	1,170	57.0%	61.9%	59.9%	58.8%
% of FP17s for the same patient ID Re-attending between 3 & 9 months - Adults	1,404	3,264	43.0%	55.1%	52.0%	51.1%
% of FP17s for Band 1 Urgent Courses	291	4,126	7.1%	6.9%	8.0%	9.0%
% of FP17s Relating to Free Repair or Replacements	36	4,126	0.9%	0.8%	0.8%	0.8%
% of FP17s Relating to Continuations	89	4,126	2.2%	1.1%	0.9%	0.9%
% of Patients satisfied with the dentistry they have received	2	2	N/A	93.0%	93.5%	93.3%
% of Patients satisfied with the time they had to wait for an appointment	2	2	N/A	88.5%	89.1%	88.9%

* This is based on patients treated on this contract for their most recent course of treatment. Figures in italics indicate the base number of FP17s or Patient Questionnaire responses are less than 100. N/A is shown where the base number of responses is less than 10 during the period. % is calculated as Quantity/Base number*100

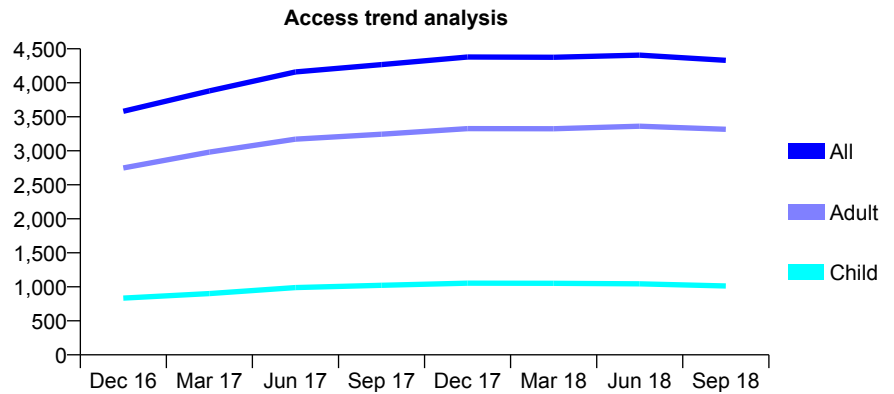
Q55 - Vital Signs At a Glance Contract Report for 100150/0000 - September 2018

Name or company name	MR JD AL-DAMOUK
Contract type name	GDS Contract
Purpose of contract	General and Orthodontic
Contract start date	01/06/2016
Contract end date	

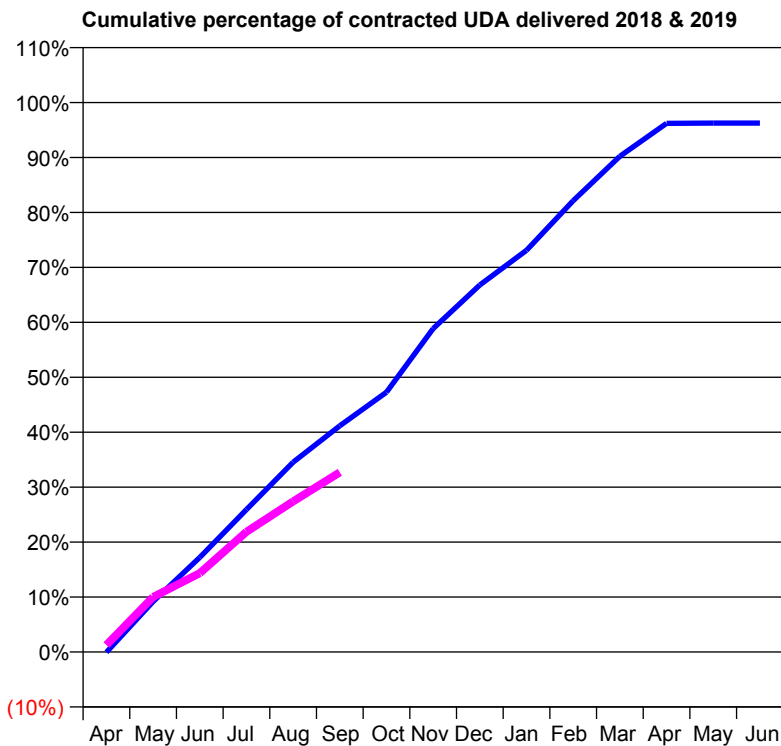
18/19 Contracted general activity (UDA)	19,709
Carry forward general activity (UDA)	0
18/19 Contracted orthodontic activity (UOA)	575
Carry forward orthodontic activity (UOA)	0
Baseline contract value	£578,330.84

ACCESS*

Patients seen in 24 months	Total	Change since previous quarter
Quarter ending September 2017	4,267	
Quarter ending December 2017	4,379	↑
Quarter ending March 2018	4,376	→
Quarter ending June 2018	4,406	→
Quarter ending September 2018	4,330	↓
Variance since September 2017	1.5%	→



ACTIVITY



Month	Adjusted Scheduled Activity (UDA)	
	2018	2019
April	-11	253
May	1,444	1,974
June	2,705	2,831
July	4,075	4,313
August	5,428	5,402
September	6,466	6,446
October	7,427	
November	9,247	
December	10,492	
January	11,484	
February	12,901	
March	14,173	
April	15,111	
May	15,120	
June	15,120	

QUALITY

	Quantity	Base Number	Contract	AT	Region	England
% of FP17s for the same patient ID Re-attending within 3 months - Children	257	1,055	24.4%	9.9%	11.4%	11.6%
% of FP17s for the same patient ID Re-attending within 3 months - Adults	536	3,183	16.8%	13.8%	15.0%	15.5%
% of FP17s for the same patient ID Re-attending between 3 & 9 months - Children	603	1,055	57.2%	61.9%	59.9%	58.8%
% of FP17s for the same patient ID Re-attending between 3 & 9 months - Adults	2,217	3,183	69.7%	55.1%	52.0%	51.1%
% of FP17s for Band 1 Urgent Courses	270	3,541	7.6%	6.9%	8.0%	9.0%
% of FP17s Relating to Free Repair or Replacements	23	3,541	0.6%	0.8%	0.8%	0.8%
% of FP17s Relating to Continuations	18	3,541	0.5%	1.1%	0.9%	0.9%
% of Patients satisfied with the dentistry they have received	5	5	N/A	93.0%	93.5%	93.3%
% of Patients satisfied with the time they had to wait for an appointment	5	5	N/A	88.5%	89.1%	88.9%

* This is based on patients treated on this contract for their most recent course of treatment. Figures in italics indicate the base number of FP17s or Patient Questionnaire responses are less than 100. N/A is shown where the base number of responses is less than 10 during the period. % is calculated as Quantity/Base number*100

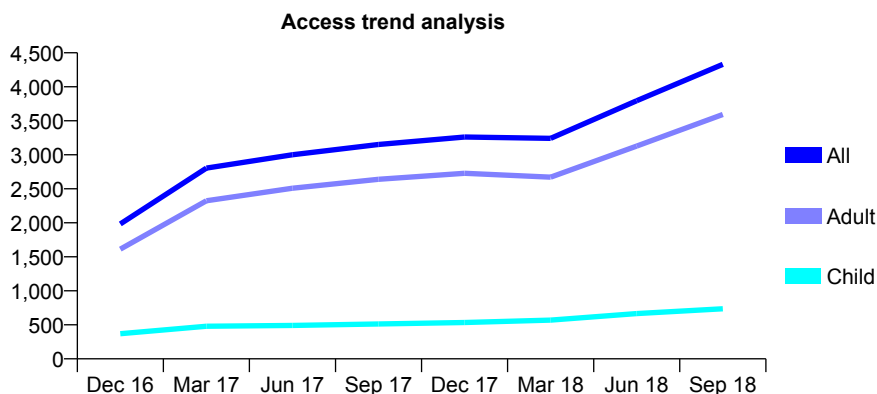
Q55 - Vital Signs At a Glance Contract Report for 100180/0000 - September 2018

Name or company name	Chaddesden Dental Practice
Contract type name	GDS Contract
Purpose of contract	General
Contract start date	01/08/2016
Contract end date	

18/19 Contracted general activity (UDA)	21,628
Carry forward general activity (UDA)	0
18/19 Contracted orthodontic activity (UOA)	0
Carry forward orthodontic activity (UOA)	0
Baseline contract value	£555,247.26

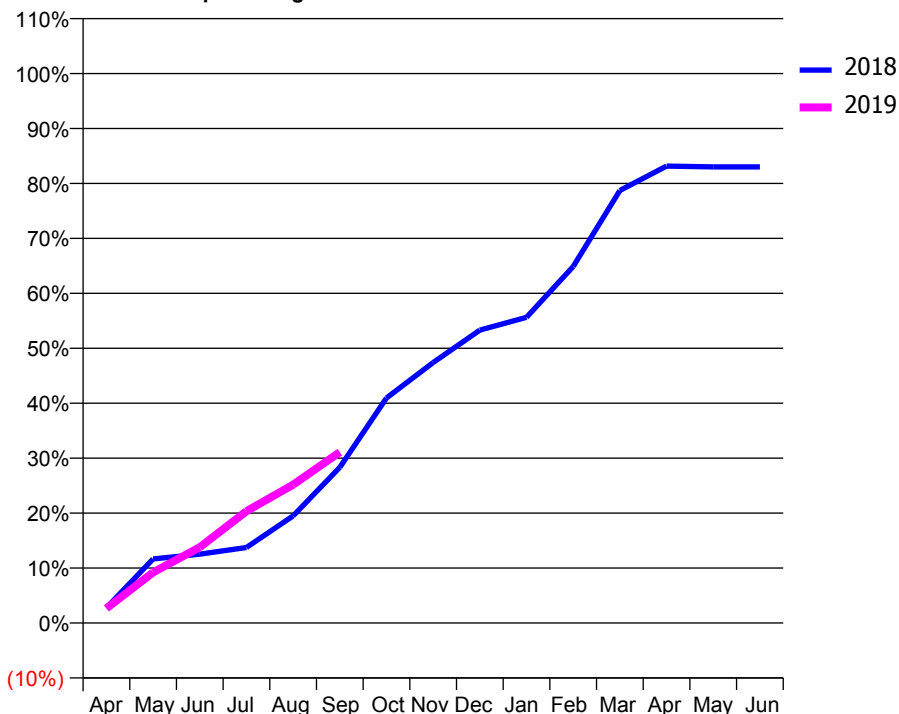
ACCESS*

Patients seen in 24 months	Total	Change since previous quarter
Quarter ending September 2017	3,152	
Quarter ending December 2017	3,262	↑
Quarter ending March 2018	3,242	→
Quarter ending June 2018	3,795	↑
Quarter ending September 2018	4,330	↑
Variance since September 2017	37.4%	↑



ACTIVITY

Cumulative percentage of contracted UDA delivered 2018 & 2019



Adjusted Scheduled Activity (UDA)

Month	2018	2019
April	284	574
May	1,192	1,989
June	1,281	2,986
July	1,406	4,402
August	1,994	5,447
September	2,897	6,725
October	4,187	
November	4,848	
December	5,452	
January	5,690	
February	6,636	
March	8,051	
April	8,505	
May	8,489	
June	8,490	

QUALITY

	Quantity	Base Number	Contract	AT	Region	England
% of FP17s for the same patient ID Re-attending within 3 months - Children	57	708	8.1%	9.9%	11.4%	11.6%
% of FP17s for the same patient ID Re-attending within 3 months - Adults	395	3,348	11.8%	13.8%	15.0%	15.5%
% of FP17s for the same patient ID Re-attending between 3 & 9 months - Children	344	708	48.6%	61.9%	59.9%	58.8%
% of FP17s for the same patient ID Re-attending between 3 & 9 months - Adults	1,519	3,348	45.4%	55.1%	52.0%	51.1%
% of FP17s for Band 1 Urgent Courses	254	3,782	6.7%	6.9%	8.0%	9.0%
% of FP17s Relating to Free Repair or Replacements	20	3,782	0.5%	0.8%	0.8%	0.8%
% of FP17s Relating to Continuations	22	3,782	0.6%	1.1%	0.9%	0.9%
% of Patients satisfied with the dentistry they have received	2	2	N/A	93.0%	93.5%	93.3%
% of Patients satisfied with the time they had to wait for an appointment	2	2	N/A	88.5%	89.1%	88.9%

* This is based on patients treated on this contract for their most recent course of treatment. Figures in italics indicate the base number of FP17s or Patient Questionnaire responses are less than 100. N/A is shown where the base number of responses is less than 10 during the period. % is calculated as Quantity/Base number*100

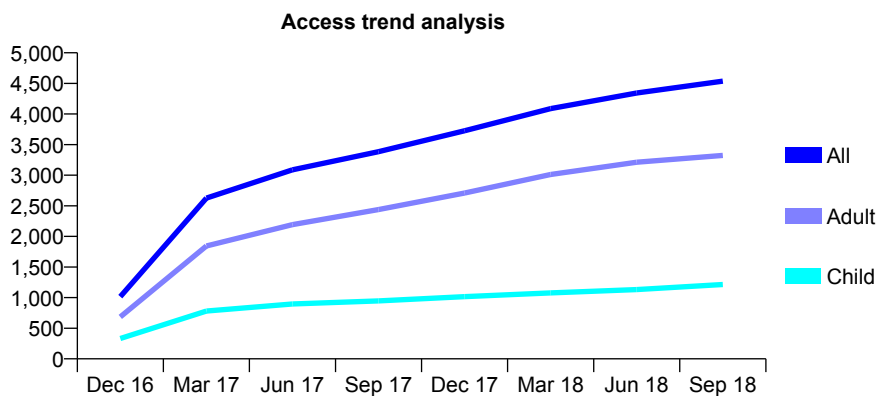
Q55 - Vital Signs At a Glance Contract Report for 100195/0000 - September 2018

Name or company name	TASK B LTD - T/A Dental Perfection
Contract type name	GDS Contract
Purpose of contract	General
Contract start date	01/08/2016
Contract end date	

18/19 Contracted general activity (UDA)	10,900
Carry forward general activity (UDA)	0
18/19 Contracted orthodontic activity (UOA)	0
Carry forward orthodontic activity (UOA)	0
Baseline contract value	£242,303.25

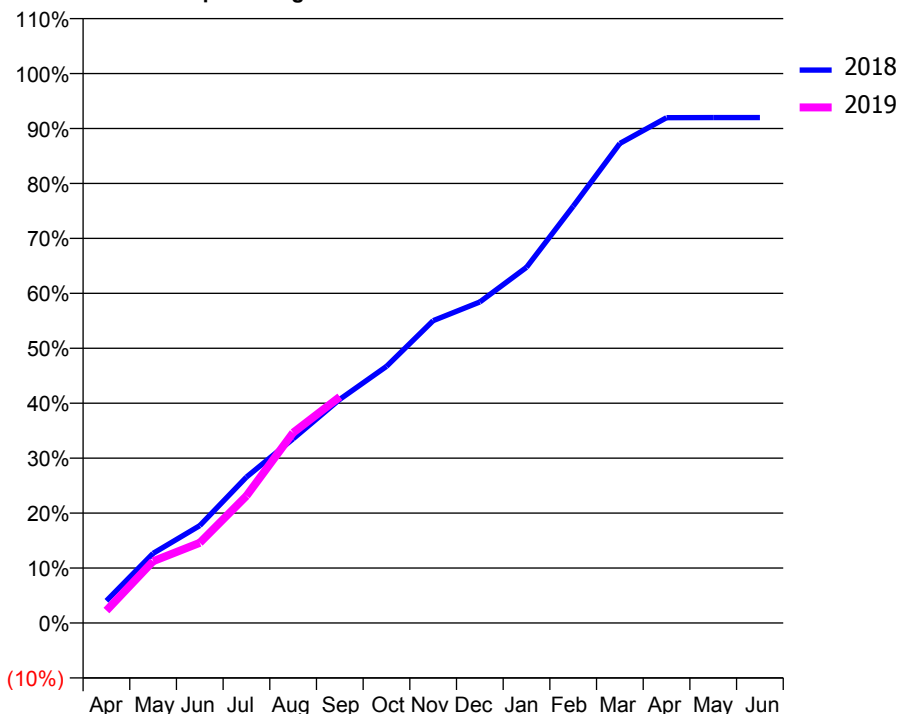
ACCESS*

Patients seen in 24 months	Total	Change since previous quarter
Quarter ending September 2017	3,384	
Quarter ending December 2017	3,727	↑
Quarter ending March 2018	4,089	↑
Quarter ending June 2018	4,344	↑
Quarter ending September 2018	4,538	↑
Variance since September 2017	34.1%	↑



ACTIVITY

Cumulative percentage of contracted UDA delivered 2018 & 2019



Month	Adjusted Scheduled Activity (UDA)	
	2018	2019
April	439	246
May	1,381	1,226
June	1,933	1,592
July	2,894	2,521
August	3,654	3,775
September	4,438	4,489
October	5,090	
November	5,997	
December	6,367	
January	7,057	
February	8,266	
March	9,513	
April	10,024	
May	10,026	
June	10,026	

QUALITY

	Quantity	Base Number	Contract	AT	Region	England
% of FP17s for the same patient ID Re-attending within 3 months - Children	46	807	5.7%	9.9%	11.4%	11.6%
% of FP17s for the same patient ID Re-attending within 3 months - Adults	144	1,721	8.4%	13.8%	15.0%	15.5%
% of FP17s for the same patient ID Re-attending between 3 & 9 months - Children	351	807	43.5%	61.9%	59.9%	58.8%
% of FP17s for the same patient ID Re-attending between 3 & 9 months - Adults	705	1,721	41.0%	55.1%	52.0%	51.1%
% of FP17s for Band 1 Urgent Courses	88	2,253	3.9%	6.9%	8.0%	9.0%
% of FP17s Relating to Free Repair or Replacements	3	2,253	0.1%	0.8%	0.8%	0.8%
% of FP17s Relating to Continuations	54	2,253	2.4%	1.1%	0.9%	0.9%
% of Patients satisfied with the dentistry they have received	1	1	N/A	93.0%	93.5%	93.3%
% of Patients satisfied with the time they had to wait for an appointment	0	1	N/A	88.5%	89.1%	88.9%

* This is based on patients treated on this contract for their most recent course of treatment. Figures in italics indicate the base number of FP17s or Patient Questionnaire responses are less than 100. N/A is shown where the base number of responses is less than 10 during the period. % is calculated as Quantity/Base number*100

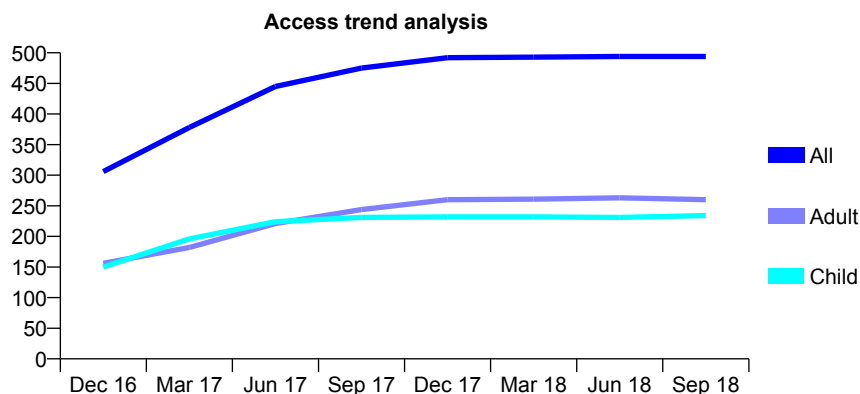
Q55 - Vital Signs At a Glance Contract Report for 100196/0000 - September 2018

Name or company name	Impressions Dental Care (Nottingham) Limi
Contract type name	GDS Contract
Purpose of contract	General
Contract start date	01/08/2016
Contract end date	

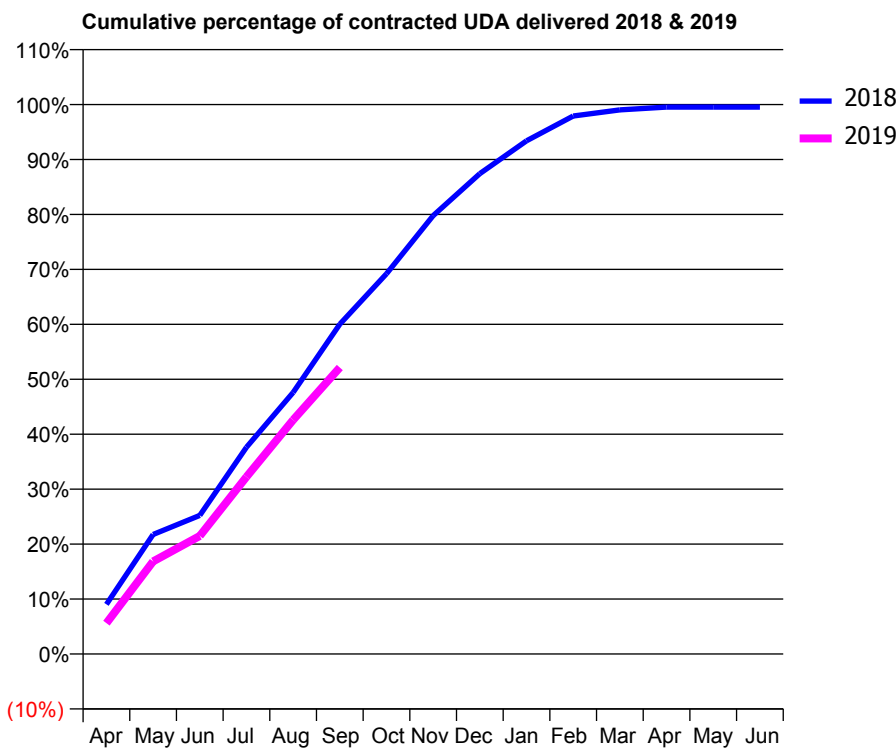
18/19 Contracted general activity (UDA)	1,375
Carry forward general activity (UDA)	0
18/19 Contracted orthodontic activity (UOA)	0
Carry forward orthodontic activity (UOA)	0
Baseline contract value	£32,591.39

ACCESS*

Patients seen in 24 months	Total	Change since previous quarter
Quarter ending September 2017	475	
Quarter ending December 2017	492	↑
Quarter ending March 2018	493	→
Quarter ending June 2018	494	→
Quarter ending September 2018	494	→
Variance since September 2017	4.0%	↑



ACTIVITY



Month	Adjusted Scheduled Activity (UDA)	
	2018	2019
April	124	77
May	299	232
June	347	296
July	517	443
August	654	586
September	825	717
October	952	
November	1,097	
December	1,202	
January	1,284	
February	1,346	
March	1,361	
April	1,368	
May	1,368	
June	1,368	

QUALITY

	Quantity	Base Number	Contract	AT	Region	England
% of FP17s for the same patient ID Re-attending within 3 months - Children	9	198	4.5%	9.9%	11.4%	11.6%
% of FP17s for the same patient ID Re-attending within 3 months - Adults	32	205	15.6%	13.8%	15.0%	15.5%
% of FP17s for the same patient ID Re-attending between 3 & 9 months - Children	123	198	62.1%	61.9%	59.9%	58.8%
% of FP17s for the same patient ID Re-attending between 3 & 9 months - Adults	116	205	56.6%	55.1%	52.0%	51.1%
% of FP17s for Band 1 Urgent Courses	9	395	2.3%	6.9%	8.0%	9.0%
% of FP17s Relating to Free Repair or Replacements	2	395	0.5%	0.8%	0.8%	0.8%
% of FP17s Relating to Continuations	1	395	0.3%	1.1%	0.9%	0.9%
% of Patients satisfied with the dentistry they have received	0	0	N/A	93.0%	93.5%	93.3%
% of Patients satisfied with the time they had to wait for an appointment	0	0	N/A	88.5%	89.1%	88.9%

* This is based on patients treated on this contract for their most recent course of treatment. Figures in italics indicate the base number of FP17s or Patient Questionnaire responses are less than 100. N/A is shown where the base number of responses is less than 10 during the period. % is calculated as Quantity/Base number*100

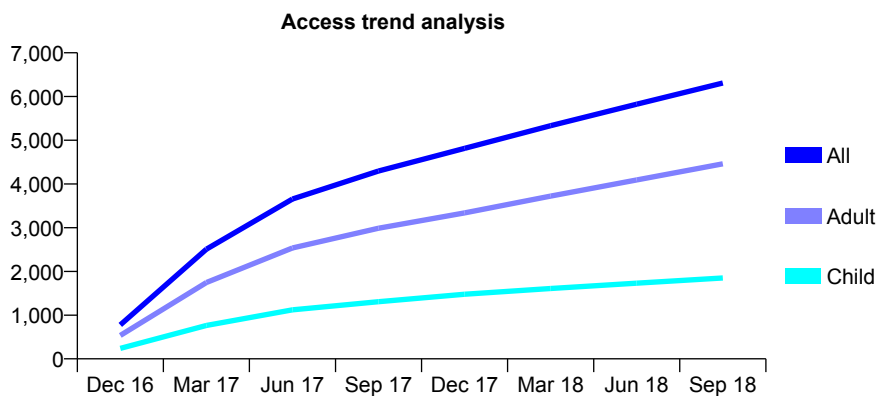
Q55 - Vital Signs At a Glance Contract Report for 100205/0000 - September 2018

Name or company name	Family Medical Centre (Green//Hanji)
Contract type name	GDS Contract
Purpose of contract	General
Contract start date	01/08/2016
Contract end date	

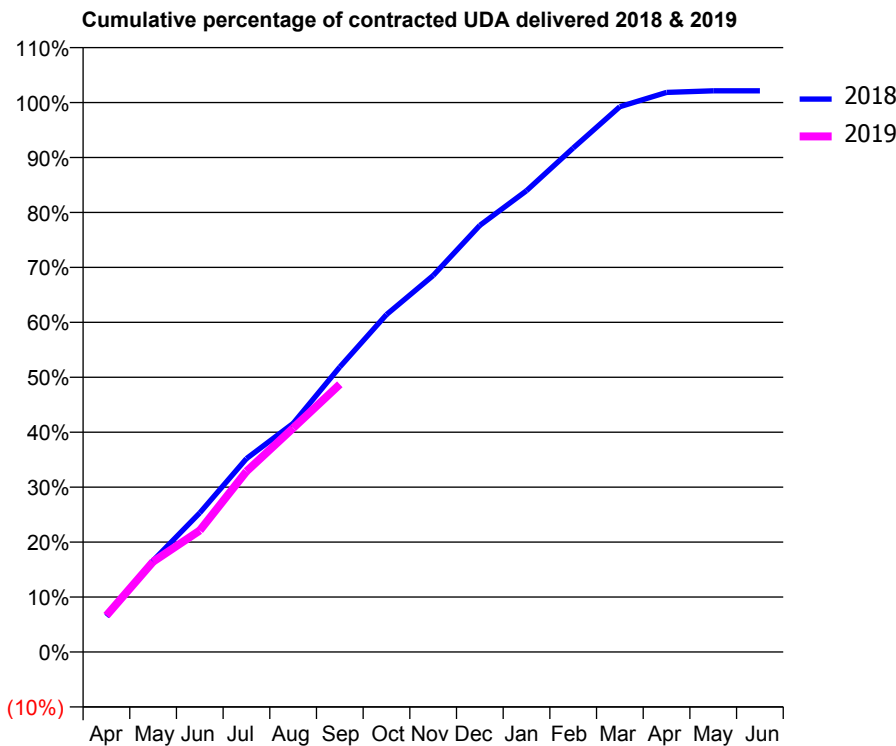
18/19 Contracted general activity (UDA)	26,057
Carry forward general activity (UDA)	0
18/19 Contracted orthodontic activity (UOA)	0
Carry forward orthodontic activity (UOA)	0
Baseline contract value	£705,919.49

ACCESS*

Patients seen in 24 months	Total	Change since previous quarter
Quarter ending September 2017	4,297	
Quarter ending December 2017	4,816	↑
Quarter ending March 2018	5,332	↑
Quarter ending June 2018	5,823	↑
Quarter ending September 2018	6,310	↑
Variance since September 2017	46.8%	↑



ACTIVITY



Month	Adjusted Scheduled Activity (UDA)	
	2018	2019
April	1,365	1,729
May	3,500	4,282
June	5,332	5,766
July	7,411	8,565
August	8,759	10,619
September	10,924	12,697
October	12,928	
November	14,429	
December	16,351	
January	17,680	
February	19,312	
March	20,898	
April	21,444	
May	21,504	
June	21,503	

QUALITY

	Quantity	Base Number	Contract	AT	Region	England
% of FP17s for the same patient ID Re-attending within 3 months - Children	87	1,250	7.0%	9.9%	11.4%	11.6%
% of FP17s for the same patient ID Re-attending within 3 months - Adults	358	2,806	12.8%	13.8%	15.0%	15.5%
% of FP17s for the same patient ID Re-attending between 3 & 9 months - Children	560	1,250	44.8%	61.9%	59.9%	58.8%
% of FP17s for the same patient ID Re-attending between 3 & 9 months - Adults	944	2,806	33.6%	55.1%	52.0%	51.1%
% of FP17s for Band 1 Urgent Courses	169	3,851	4.4%	6.9%	8.0%	9.0%
% of FP17s Relating to Free Repair or Replacements	46	3,851	1.2%	0.8%	0.8%	0.8%
% of FP17s Relating to Continuations	9	3,851	0.2%	1.1%	0.9%	0.9%
% of Patients satisfied with the dentistry they have received	0	0	N/A	93.0%	93.5%	93.3%
% of Patients satisfied with the time they had to wait for an appointment	0	0	N/A	88.5%	89.1%	88.9%

* This is based on patients treated on this contract for their most recent course of treatment. Figures in italics indicate the base number of FP17s or Patient Questionnaire responses are less than 100. N/A is shown where the base number of responses is less than 10 during the period. % is calculated as Quantity/Base number*100

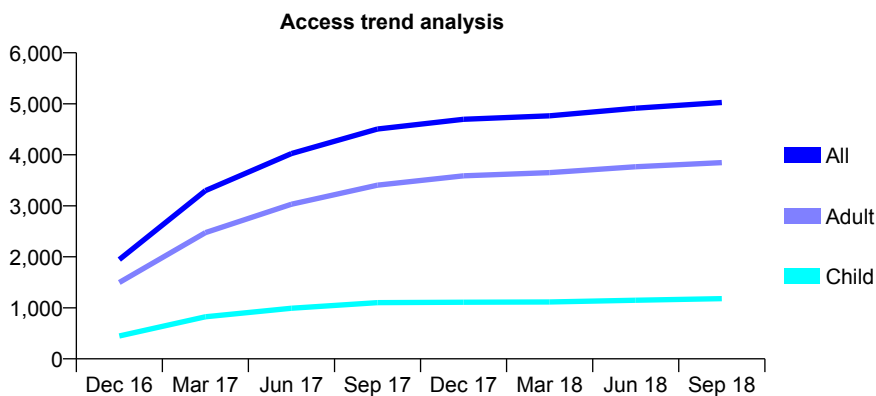
Q55 - Vital Signs At a Glance Contract Report for 100211/0000 - September 2018

Name or company name	Rivergreen Dental Practice
Contract type name	GDS Contract
Purpose of contract	General
Contract start date	01/09/2016
Contract end date	

18/19 Contracted general activity (UDA)	14,929
Carry forward general activity (UDA)	0
18/19 Contracted orthodontic activity (UOA)	0
Carry forward orthodontic activity (UOA)	0
Baseline contract value	£386,825.46

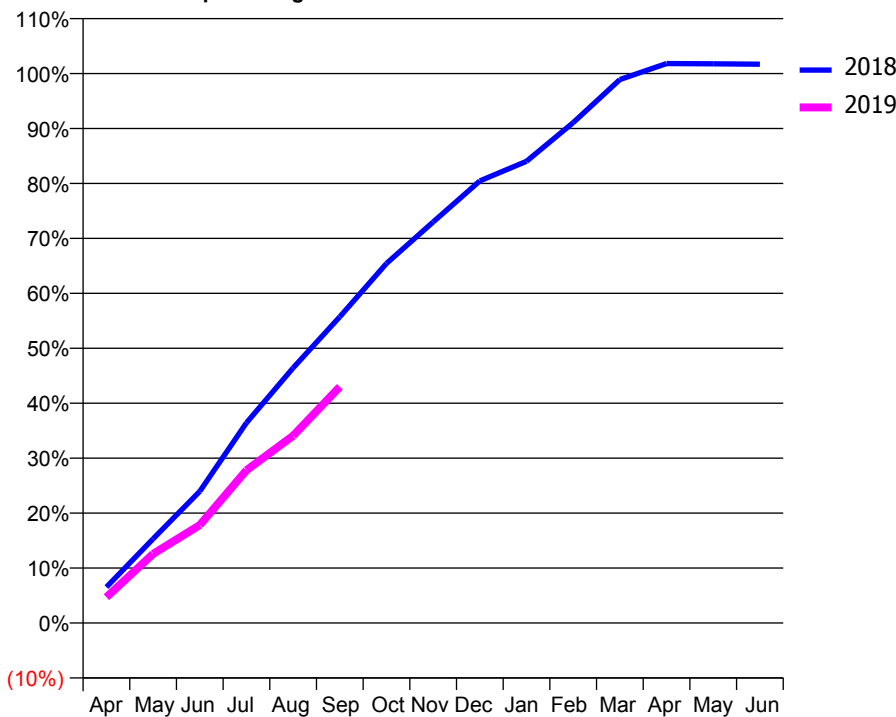
ACCESS*

Patients seen in 24 months	Total	Change since previous quarter
Quarter ending September 2017	4,507	
Quarter ending December 2017	4,698	↑
Quarter ending March 2018	4,766	→
Quarter ending June 2018	4,913	↑
Quarter ending September 2018	5,026	↑
Variance since September 2017	11.5%	↑



ACTIVITY

Cumulative percentage of contracted UDA delivered 2018 & 2019



Month	Adjusted Scheduled Activity (UDA)	
	2018	2019
April	978	702
May	2,288	1,880
June	3,579	2,662
July	5,440	4,149
August	6,931	5,087
September	8,319	6,419
October	9,767	
November	10,895	
December	12,013	
January	12,544	
February	13,594	
March	14,764	
April	15,198	
May	15,193	
June	15,181	

QUALITY

	Quantity	Base Number	Contract	AT	Region	England
% of FP17s for the same patient ID Re-attending within 3 months - Children	50	784	6.4%	9.9%	11.4%	11.6%
% of FP17s for the same patient ID Re-attending within 3 months - Adults	313	2,569	12.2%	13.8%	15.0%	15.5%
% of FP17s for the same patient ID Re-attending between 3 & 9 months - Children	462	784	58.9%	61.9%	59.9%	58.8%
% of FP17s for the same patient ID Re-attending between 3 & 9 months - Adults	1,468	2,569	57.1%	55.1%	52.0%	51.1%
% of FP17s for Band 1 Urgent Courses	166	3,183	5.2%	6.9%	8.0%	9.0%
% of FP17s Relating to Free Repair or Replacements	58	3,183	1.8%	0.8%	0.8%	0.8%
% of FP17s Relating to Continuations	22	3,183	0.7%	1.1%	0.9%	0.9%
% of Patients satisfied with the dentistry they have received	4	6	N/A	93.0%	93.5%	93.3%
% of Patients satisfied with the time they had to wait for an appointment	6	6	N/A	88.5%	89.1%	88.9%

* This is based on patients treated on this contract for their most recent course of treatment. Figures in italics indicate the base number of FP17s or Patient Questionnaire responses are less than 100. N/A is shown where the base number of responses is less than 10 during the period. % is calculated as Quantity/Base number*100

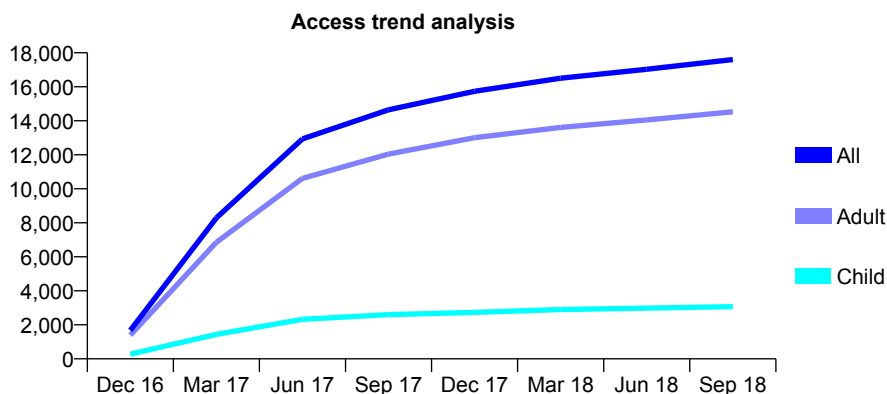
Q55 - Vital Signs At a Glance Contract Report for 100236/0000 - September 2018

Name or company name	AJ Moore & Associates
Contract type name	GDS Contract
Purpose of contract	General
Contract start date	01/12/2016
Contract end date	

18/19 Contracted general activity (UDA)	56,787
Carry forward general activity (UDA)	0
18/19 Contracted orthodontic activity (UOA)	0
Carry forward orthodontic activity (UOA)	0
Baseline contract value	£1,343,797.66

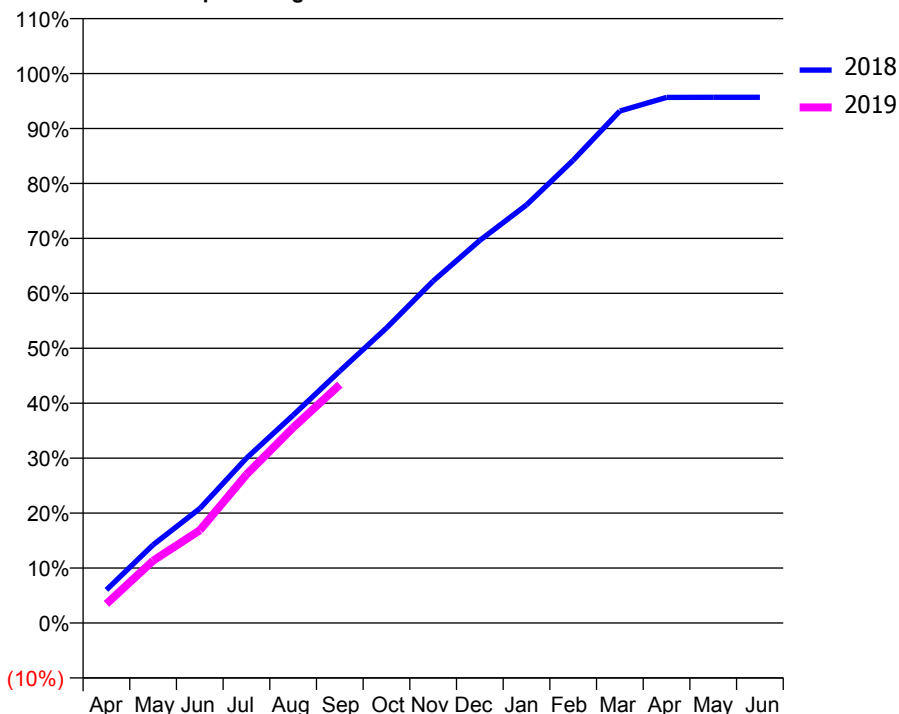
ACCESS*

Patients seen in 24 months	Total	Change since previous quarter
Quarter ending September 2017	14,644	
Quarter ending December 2017	15,739	↑
Quarter ending March 2018	16,504	↑
Quarter ending June 2018	17,035	↑
Quarter ending September 2018	17,603	↑
Variance since September 2017	20.2%	↑



ACTIVITY

Cumulative percentage of contracted UDA delivered 2018 & 2019



Month	Adjusted Scheduled Activity (UDA)	
	2018	2019
April	3,420	1,977
May	8,076	6,447
June	11,834	9,589
July	17,036	15,340
August	21,483	20,196
September	26,032	24,637
October	30,496	
November	35,343	
December	39,546	
January	43,209	
February	47,820	
March	52,905	
April	54,321	
May	54,330	
June	54,332	

QUALITY

	Quantity	Base Number	Contract	AT	Region	England
% of FP17s for the same patient ID Re-attending within 3 months - Children	137	2,597	5.3%	9.9%	11.4%	11.6%
% of FP17s for the same patient ID Re-attending within 3 months - Adults	1,515	12,363	12.3%	13.8%	15.0%	15.5%
% of FP17s for the same patient ID Re-attending between 3 & 9 months - Children	1,717	2,597	66.1%	61.9%	59.9%	58.8%
% of FP17s for the same patient ID Re-attending between 3 & 9 months - Adults	8,139	12,363	65.8%	55.1%	52.0%	51.1%
% of FP17s for Band 1 Urgent Courses	664	13,826	4.8%	6.9%	8.0%	9.0%
% of FP17s Relating to Free Repair or Replacements	200	13,826	1.4%	0.8%	0.8%	0.8%
% of FP17s Relating to Continuations	144	13,826	1.0%	1.1%	0.9%	0.9%
% of Patients satisfied with the dentistry they have received	22	22	100.0%	93.0%	93.5%	93.3%
% of Patients satisfied with the time they had to wait for an appointment	21	22	95.5%	88.5%	89.1%	88.9%

* This is based on patients treated on this contract for their most recent course of treatment. Figures in italics indicate the base number of FP17s or Patient Questionnaire responses are less than 100. N/A is shown where the base number of responses is less than 10 during the period. % is calculated as Quantity/Base number*100

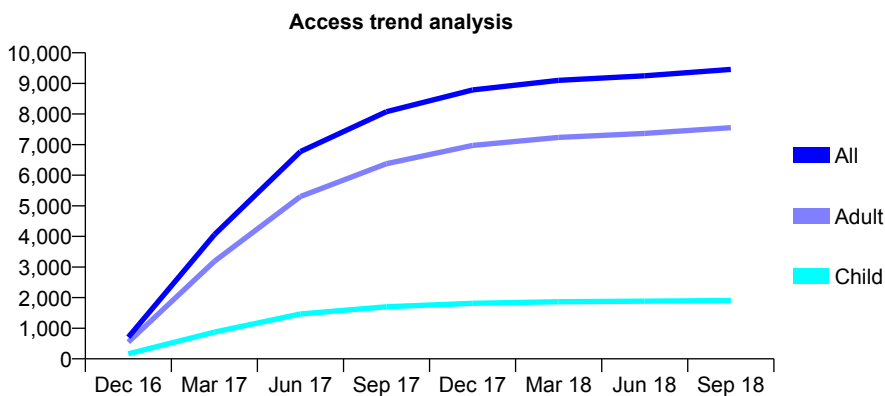
Q55 - Vital Signs At a Glance Contract Report for 100238/0000 - September 2018

Name or company name	Hearnor Dental Practice
Contract type name	GDS Contract
Purpose of contract	General
Contract start date	01/12/2016
Contract end date	

18/19 Contracted general activity (UDA)	25,773
Carry forward general activity (UDA)	0
18/19 Contracted orthodontic activity (UOA)	0
Carry forward orthodontic activity (UOA)	0
Baseline contract value	£773,874.45

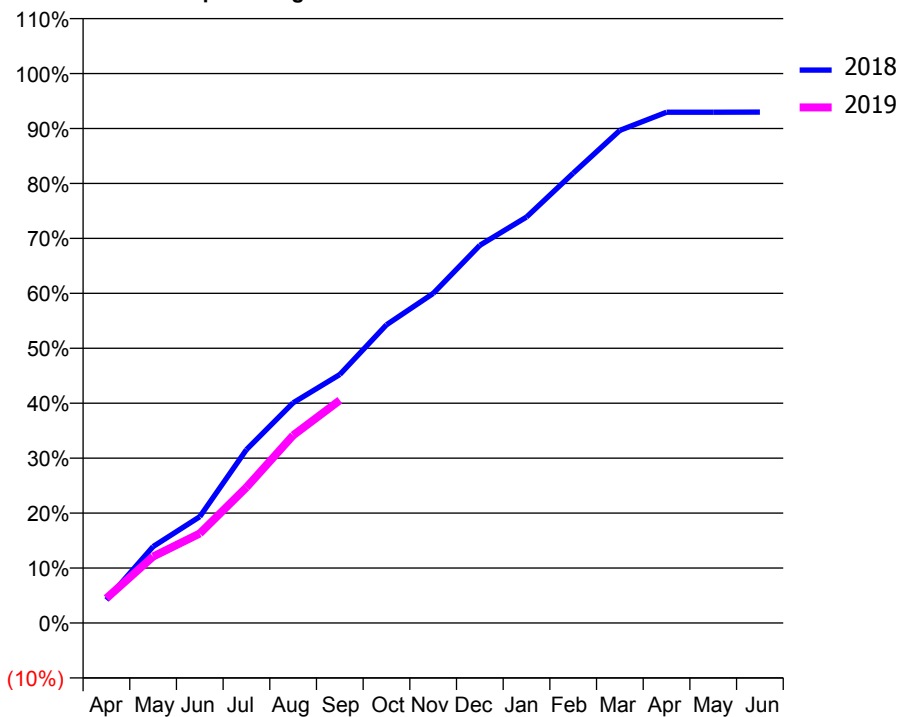
ACCESS*

Patients seen in 24 months	Total	Change since previous quarter
Quarter ending September 2017	8,078	
Quarter ending December 2017	8,788	↑
Quarter ending March 2018	9,099	↑
Quarter ending June 2018	9,250	→
Quarter ending September 2018	9,459	↑
Variance since September 2017	17.1%	↑



ACTIVITY

Cumulative percentage of contracted UDA delivered 2018 & 2019



Month	Adjusted Scheduled Activity (UDA)	
	2018	2019
April	1,087	1,163
May	3,589	3,120
June	4,989	4,202
July	8,132	6,363
August	10,329	8,803
September	11,655	10,450
October	13,986	
November	15,456	
December	17,714	
January	19,043	
February	21,097	
March	23,106	
April	23,956	
May	23,960	
June	23,961	

QUALITY

	Quantity	Base Number	Contract	AT	Region	England
% of FP17s for the same patient ID Re-attending within 3 months - Children	71	1,427	5.0%	9.9%	11.4%	11.6%
% of FP17s for the same patient ID Re-attending within 3 months - Adults	637	5,363	11.9%	13.8%	15.0%	15.5%
% of FP17s for the same patient ID Re-attending between 3 & 9 months - Children	909	1,427	63.7%	61.9%	59.9%	58.8%
% of FP17s for the same patient ID Re-attending between 3 & 9 months - Adults	3,128	5,363	58.3%	55.1%	52.0%	51.1%
% of FP17s for Band 1 Urgent Courses	291	6,273	4.6%	6.9%	8.0%	9.0%
% of FP17s Relating to Free Repair or Replacements	70	6,273	1.1%	0.8%	0.8%	0.8%
% of FP17s Relating to Continuations	43	6,273	0.7%	1.1%	0.9%	0.9%
% of Patients satisfied with the dentistry they have received	7	7	N/A	93.0%	93.5%	93.3%
% of Patients satisfied with the time they had to wait for an appointment	6	7	N/A	88.5%	89.1%	88.9%

* This is based on patients treated on this contract for their most recent course of treatment. Figures in italics indicate the base number of FP17s or Patient Questionnaire responses are less than 100. N/A is shown where the base number of responses is less than 10 during the period. % is calculated as Quantity/Base number*100

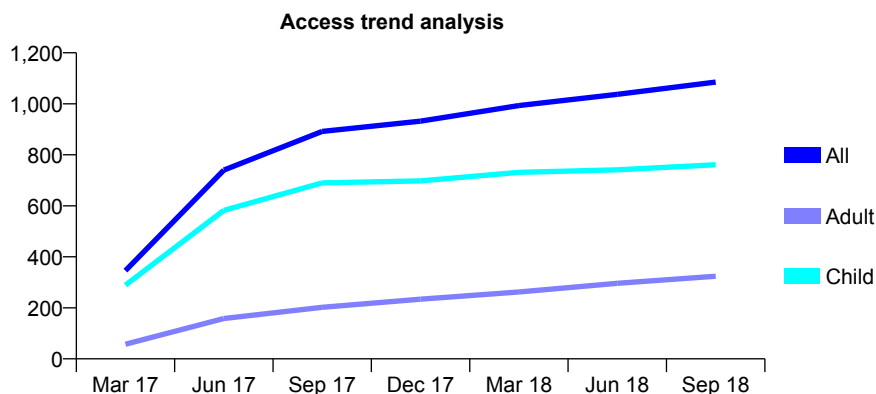
Q55 - Vital Signs At a Glance Contract Report for 100271/0000 - September 2018

Name or company name	Peterson, Carr & Towlerton
Contract type name	GDS Contract
Purpose of contract	General
Contract start date	01/01/2017
Contract end date	

18/19 Contracted general activity (UDA)	3,100
Carry forward general activity (UDA)	0
18/19 Contracted orthodontic activity (UOA)	0
Carry forward orthodontic activity (UOA)	0
Baseline contract value	£71,064.36

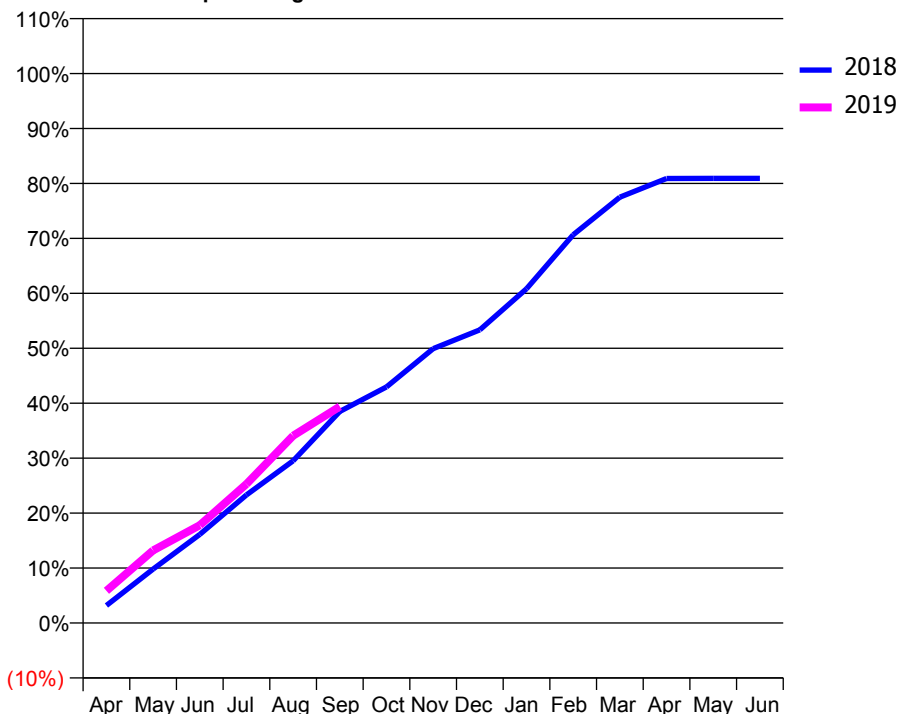
ACCESS*

Patients seen in 24 months	Total	Change since previous quarter
Quarter ending September 2017	892	
Quarter ending December 2017	932	↑
Quarter ending March 2018	993	↑
Quarter ending June 2018	1,037	↑
Quarter ending September 2018	1,085	↑
Variance since September 2017	21.6%	↑



ACTIVITY

Cumulative percentage of contracted UDA delivered 2018 & 2019



Month	Adjusted Scheduled Activity (UDA)	
	2018	2019
April	99	182
May	304	410
June	500	552
July	723	784
August	915	1,057
September	1,193	1,221
October	1,332	
November	1,548	
December	1,654	
January	1,886	
February	2,191	
March	2,402	
April	2,507	
May	2,508	
June	2,508	

QUALITY

	Quantity	Base Number	Contract	AT	Region	England
% of FP17s for the same patient ID Re-attending within 3 months - Children	42	677	6.2%	9.9%	11.4%	11.6%
% of FP17s for the same patient ID Re-attending within 3 months - Adults	18	198	9.1%	13.8%	15.0%	15.5%
% of FP17s for the same patient ID Re-attending between 3 & 9 months - Children	487	677	71.9%	61.9%	59.9%	58.8%
% of FP17s for the same patient ID Re-attending between 3 & 9 months - Adults	103	198	52.0%	55.1%	52.0%	51.1%
% of FP17s for Band 1 Urgent Courses	56	808	6.9%	6.9%	8.0%	9.0%
% of FP17s Relating to Free Repair or Replacements	0	808	0.0%	0.8%	0.8%	0.8%
% of FP17s Relating to Continuations	0	808	0.0%	1.1%	0.9%	0.9%
% of Patients satisfied with the dentistry they have received	3	3	N/A	93.0%	93.5%	93.3%
% of Patients satisfied with the time they had to wait for an appointment	3	3	N/A	88.5%	89.1%	88.9%

* This is based on patients treated on this contract for their most recent course of treatment. Figures in italics indicate the base number of FP17s or Patient Questionnaire responses are less than 100. N/A is shown where the base number of responses is less than 10 during the period. % is calculated as Quantity/Base number*100

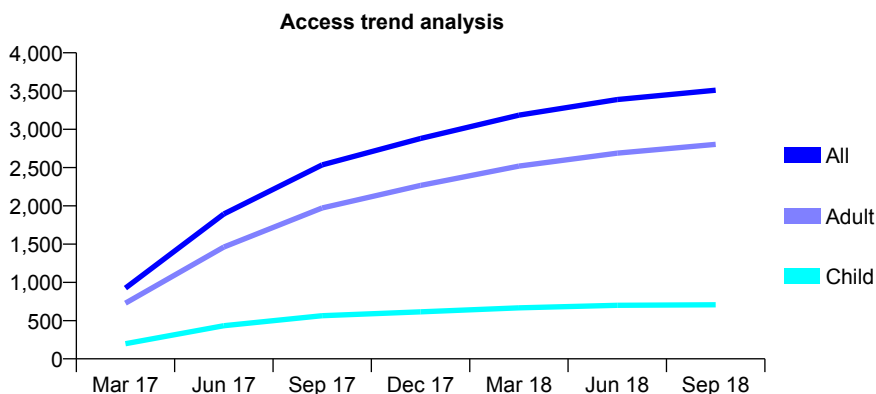
Q55 - Vital Signs At a Glance Contract Report for 100305/0000 - September 2018

Name or company name	New Whittington Dental Practice
Contract type name	GDS Contract
Purpose of contract	General
Contract start date	01/02/2017
Contract end date	

18/19 Contracted general activity (UDA)	14,513
Carry forward general activity (UDA)	0
18/19 Contracted orthodontic activity (UOA)	0
Carry forward orthodontic activity (UOA)	0
Baseline contract value	£442,983.12

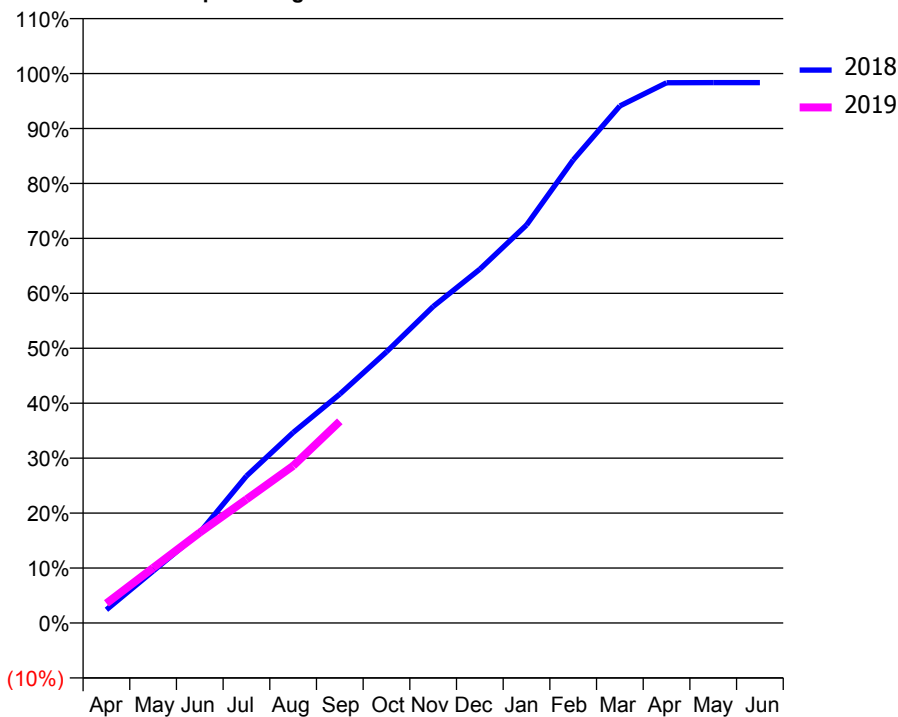
ACCESS*

Patients seen in 24 months	Total	Change since previous quarter
Quarter ending September 2017	2,535	
Quarter ending December 2017	2,880	↑
Quarter ending March 2018	3,186	↑
Quarter ending June 2018	3,389	↑
Quarter ending September 2018	3,511	↑
Variance since September 2017	38.5%	↑



ACTIVITY

Cumulative percentage of contracted UDA delivered 2018 & 2019



Month	Adjusted Scheduled Activity (UDA)	
	2018	2019
April	269	520
May	1,060	1,458
June	1,848	2,388
July	3,000	3,266
August	3,888	4,149
September	4,671	5,328
October	5,533	
November	6,459	
December	7,221	
January	8,120	
February	9,450	
March	10,550	
April	11,024	
May	11,026	
June	11,027	

QUALITY

	Quantity	Base Number	Contract	AT	Region	England
% of FP17s for the same patient ID Re-attending within 3 months - Children	43	563	7.6%	9.9%	11.4%	11.6%
% of FP17s for the same patient ID Re-attending within 3 months - Adults	302	2,141	14.1%	13.8%	15.0%	15.5%
% of FP17s for the same patient ID Re-attending between 3 & 9 months - Children	336	563	59.7%	61.9%	59.9%	58.8%
% of FP17s for the same patient ID Re-attending between 3 & 9 months - Adults	1,229	2,141	57.4%	55.1%	52.0%	51.1%
% of FP17s for Band 1 Urgent Courses	219	2,499	8.8%	6.9%	8.0%	9.0%
% of FP17s Relating to Free Repair or Replacements	52	2,499	2.1%	0.8%	0.8%	0.8%
% of FP17s Relating to Continuations	36	2,499	1.4%	1.1%	0.9%	0.9%
% of Patients satisfied with the dentistry they have received	4	4	N/A	93.0%	93.5%	93.3%
% of Patients satisfied with the time they had to wait for an appointment	4	4	N/A	88.5%	89.1%	88.9%

* This is based on patients treated on this contract for their most recent course of treatment. Figures in italics indicate the base number of FP17s or Patient Questionnaire responses are less than 100. N/A is shown where the base number of responses is less than 10 during the period. % is calculated as Quantity/Base number*100

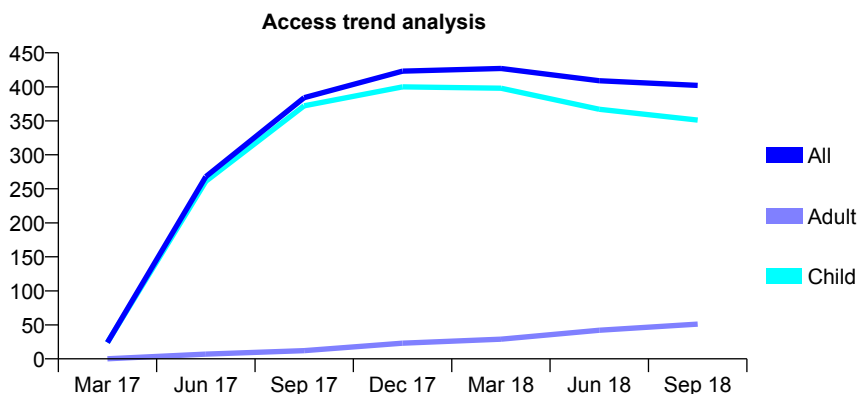
Q55 - Vital Signs At a Glance Contract Report for 100315/0000 - September 2018

Name or company name	Tuckley, Iltott and Skariah
Contract type name	GDS Contract
Purpose of contract	General
Contract start date	01/02/2017
Contract end date	

18/19 Contracted general activity (UDA)	824
Carry forward general activity (UDA)	0
18/19 Contracted orthodontic activity (UOA)	0
Carry forward orthodontic activity (UOA)	0
Baseline contract value	£22,382.52

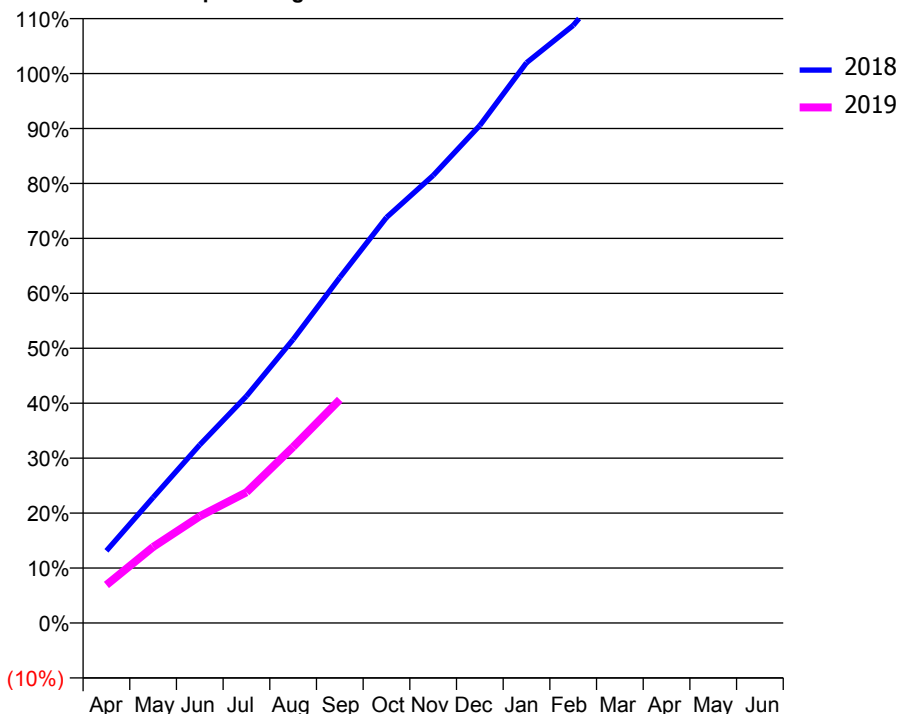
ACCESS*

Patients seen in 24 months	Total	Change since previous quarter
Quarter ending September 2017	384	
Quarter ending December 2017	423	↑
Quarter ending March 2018	427	→
Quarter ending June 2018	409	↓
Quarter ending September 2018	402	↓
Variance since September 2017	4.7%	↑



ACTIVITY

Cumulative percentage of contracted UDA delivered 2018 & 2019



Adjusted Scheduled Activity (UDA)

Month	2018	2019
April	108	57
May	188	114
June	267	160
July	340	196
August	425	264
September	518	335
October	608	
November	671	
December	746	
January	840	
February	896	
March	977	
April	1,032	
May	1,032	
June	1,032	

QUALITY

	Quantity	Base Number	Contract	AT	Region	England
% of FP17s for the same patient ID Re-attending within 3 months - Children	12	321	3.7%	9.9%	11.4%	11.6%
% of FP17s for the same patient ID Re-attending within 3 months - Adults	0	0	N/A	13.8%	15.0%	15.5%
% of FP17s for the same patient ID Re-attending between 3 & 9 months - Children	223	321	69.5%	61.9%	59.9%	58.8%
% of FP17s for the same patient ID Re-attending between 3 & 9 months - Adults	0	0	N/A	55.1%	52.0%	51.1%
% of FP17s for Band 1 Urgent Courses	0	280	0.0%	6.9%	8.0%	9.0%
% of FP17s Relating to Free Repair or Replacements	0	280	0.0%	0.8%	0.8%	0.8%
% of FP17s Relating to Continuations	5	280	1.8%	1.1%	0.9%	0.9%
% of Patients satisfied with the dentistry they have received	0	0	N/A	93.0%	93.5%	93.3%
% of Patients satisfied with the time they had to wait for an appointment	0	0	N/A	88.5%	89.1%	88.9%

* This is based on patients treated on this contract for their most recent course of treatment. Figures in italics indicate the base number of FP17s or Patient Questionnaire responses are less than 100. N/A is shown where the base number of responses is less than 10 during the period. % is calculated as Quantity/Base number*100

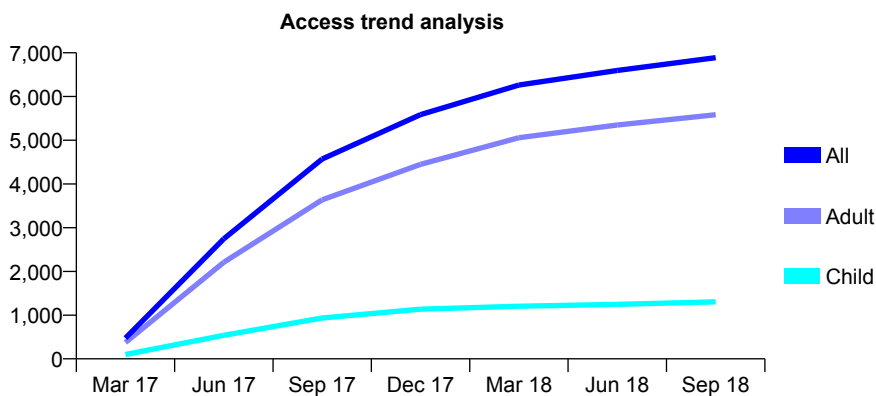
Q55 - Vital Signs At a Glance Contract Report for 100316/0000 - September 2018

Name or company name	Dr Mandeep Hampson
Contract type name	GDS Contract
Purpose of contract	General
Contract start date	01/03/2017
Contract end date	

18/19 Contracted general activity (UDA)	17,825
Carry forward general activity (UDA)	0
18/19 Contracted orthodontic activity (UOA)	0
Carry forward orthodontic activity (UOA)	0
Baseline contract value	£395,841.44

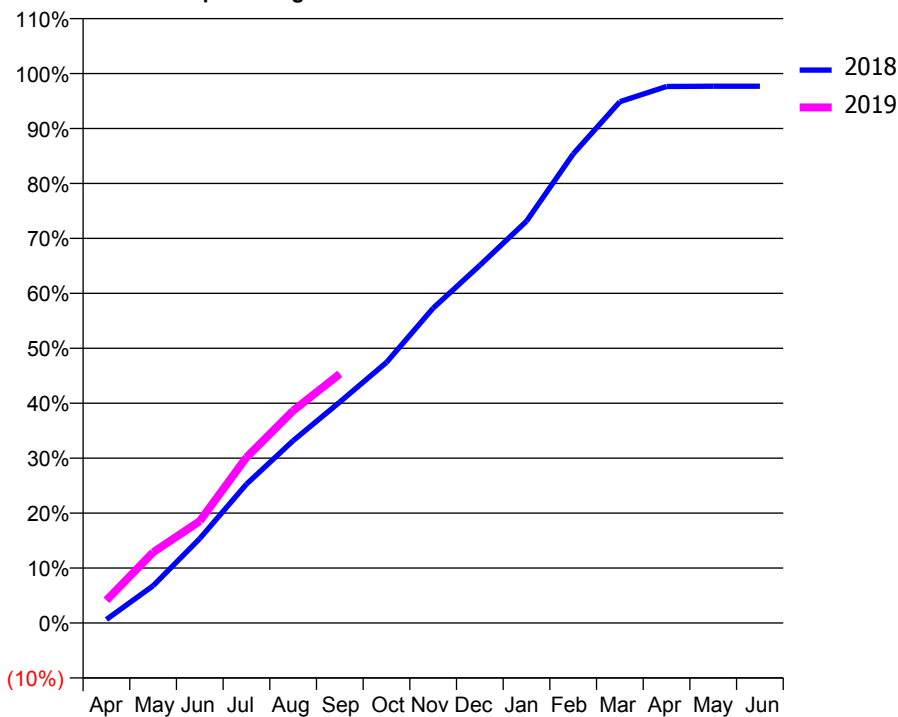
ACCESS*

Patients seen in 24 months	Total	Change since previous quarter
Quarter ending September 2017	4,572	
Quarter ending December 2017	5,587	↑
Quarter ending March 2018	6,262	↑
Quarter ending June 2018	6,596	↑
Quarter ending September 2018	6,888	↑
Variance since September 2017	50.7%	↑



ACTIVITY

Cumulative percentage of contracted UDA delivered 2018 & 2019



Adjusted Scheduled Activity (UDA)

Month	2018	2019
April	113	739
May	1,207	2,294
June	2,739	3,307
July	4,504	5,373
August	5,915	6,889
September	7,172	8,081
October	8,455	
November	10,216	
December	11,602	
January	13,033	
February	15,217	
March	16,912	
April	17,404	
May	17,412	
June	17,413	

QUALITY

	Quantity	Base Number	Contract	AT	Region	England
% of FP17s for the same patient ID Re-attending within 3 months - Children	34	1,003	3.4%	9.9%	11.4%	11.6%
% of FP17s for the same patient ID Re-attending within 3 months - Adults	382	4,021	9.5%	13.8%	15.0%	15.5%
% of FP17s for the same patient ID Re-attending between 3 & 9 months - Children	679	1,003	67.7%	61.9%	59.9%	58.8%
% of FP17s for the same patient ID Re-attending between 3 & 9 months - Adults	2,369	4,021	58.9%	55.1%	52.0%	51.1%
% of FP17s for Band 1 Urgent Courses	233	4,696	5.0%	6.9%	8.0%	9.0%
% of FP17s Relating to Free Repair or Replacements	20	4,696	0.4%	0.8%	0.8%	0.8%
% of FP17s Relating to Continuations	31	4,696	0.7%	1.1%	0.9%	0.9%
% of Patients satisfied with the dentistry they have received	2	2	N/A	93.0%	93.5%	93.3%
% of Patients satisfied with the time they had to wait for an appointment	2	2	N/A	88.5%	89.1%	88.9%

* This is based on patients treated on this contract for their most recent course of treatment. Figures in italics indicate the base number of FP17s or Patient Questionnaire responses are less than 100. N/A is shown where the base number of responses is less than 10 during the period. % is calculated as Quantity/Base number*100

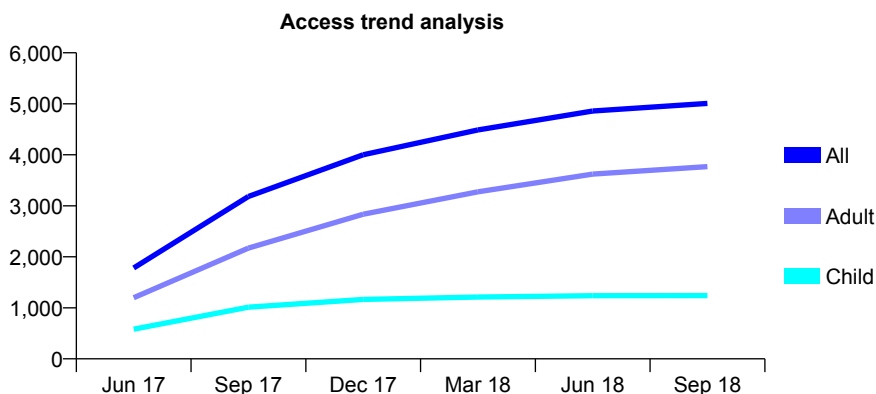
Q55 - Vital Signs At a Glance Contract Report for 100334/0000 - September 2018

Name or company name	Chapel Dental Care
Contract type name	GDS Contract
Purpose of contract	General
Contract start date	01/04/2017
Contract end date	

18/19 Contracted general activity (UDA)	17,496
Carry forward general activity (UDA)	0
18/19 Contracted orthodontic activity (UOA)	0
Carry forward orthodontic activity (UOA)	0
Baseline contract value	£788,821.71

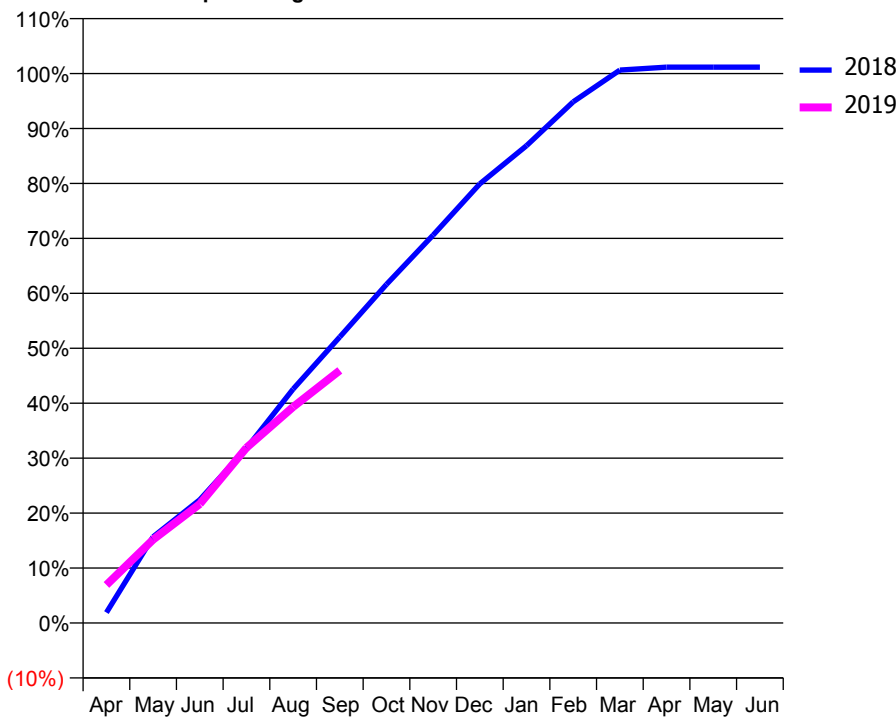
ACCESS*

Patients seen in 24 months	Total	Change since previous quarter
Quarter ending September 2017	3,184	
Quarter ending December 2017	4,000	↑
Quarter ending March 2018	4,487	↑
Quarter ending June 2018	4,858	↑
Quarter ending September 2018	5,008	↑
Variance since September 2017	57.3%	↑



ACTIVITY

Cumulative percentage of contracted UDA delivered 2018 & 2019



Month	Adjusted Scheduled Activity (UDA)	
	2018	2019
April	327	1,211
May	2,691	2,657
June	3,847	3,791
July	5,454	5,582
August	7,302	6,881
September	8,926	8,043
October	10,566	
November	12,106	
December	13,702	
January	14,893	
February	16,264	
March	17,252	
April	17,344	
May	17,343	
June	17,343	

QUALITY

	Quantity	Base Number	Contract	AT	Region	England
% of FP17s for the same patient ID Re-attending within 3 months - Children	44	1,197	3.7%	9.9%	11.4%	11.6%
% of FP17s for the same patient ID Re-attending within 3 months - Adults	192	2,472	7.8%	13.8%	15.0%	15.5%
% of FP17s for the same patient ID Re-attending between 3 & 9 months - Children	920	1,197	76.9%	61.9%	59.9%	58.8%
% of FP17s for the same patient ID Re-attending between 3 & 9 months - Adults	1,201	2,472	48.6%	55.1%	52.0%	51.1%
% of FP17s for Band 1 Urgent Courses	187	3,595	5.2%	6.9%	8.0%	9.0%
% of FP17s Relating to Free Repair or Replacements	32	3,595	0.9%	0.8%	0.8%	0.8%
% of FP17s Relating to Continuations	10	3,595	0.3%	1.1%	0.9%	0.9%
% of Patients satisfied with the dentistry they have received	1	1	N/A	93.0%	93.5%	93.3%
% of Patients satisfied with the time they had to wait for an appointment	1	1	N/A	88.5%	89.1%	88.9%

* This is based on patients treated on this contract for their most recent course of treatment. Figures in italics indicate the base number of FP17s or Patient Questionnaire responses are less than 100. N/A is shown where the base number of responses is less than 10 during the period. % is calculated as Quantity/Base number*100

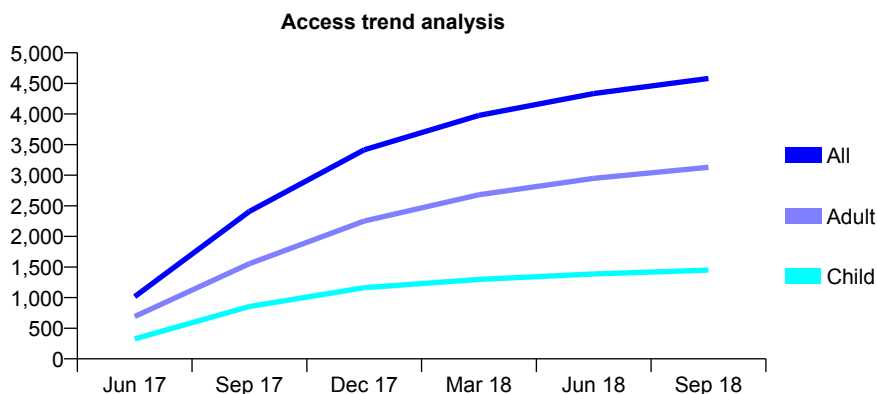
Q55 - Vital Signs At a Glance Contract Report for 100370/0000 - September 2018

Name or company name	Ishak Practices Limited
Contract type name	GDS Contract
Purpose of contract	General
Contract start date	01/04/2017
Contract end date	

18/19 Contracted general activity (UDA)	19,000
Carry forward general activity (UDA)	0
18/19 Contracted orthodontic activity (UOA)	0
Carry forward orthodontic activity (UOA)	0
Baseline contract value	£512,698.89

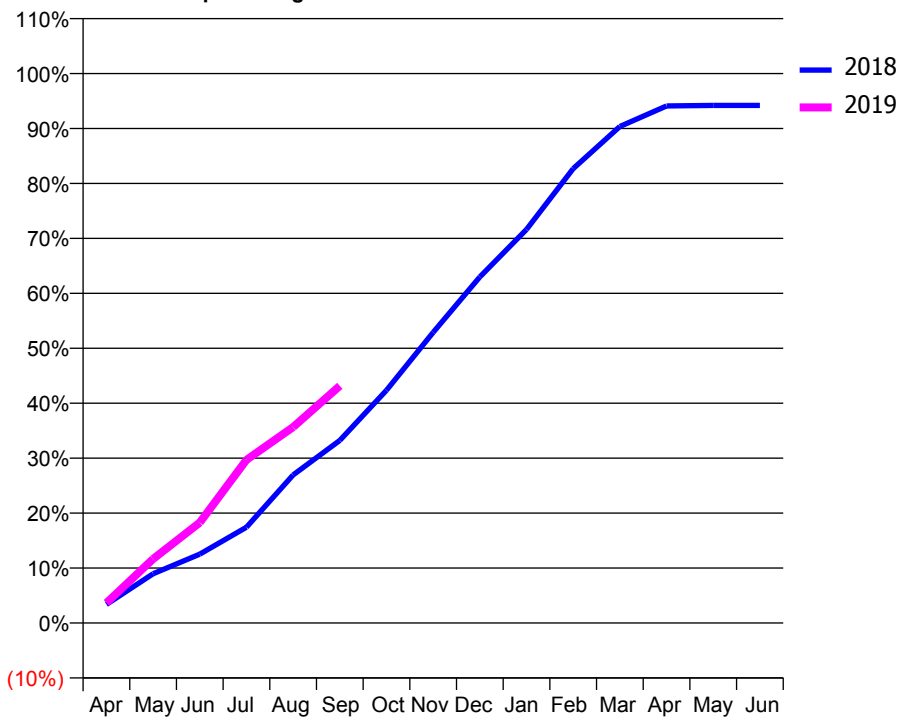
ACCESS*

Patients seen in 24 months	Total	Change since previous quarter
Quarter ending September 2017	2,409	
Quarter ending December 2017	3,414	↑
Quarter ending March 2018	3,977	↑
Quarter ending June 2018	4,335	↑
Quarter ending September 2018	4,580	↑
Variance since September 2017	90.1%	↑



ACTIVITY

Cumulative percentage of contracted UDA delivered 2018 & 2019



Adjusted Scheduled Activity (UDA)

Month	2018	2019
April	644	694
May	1,702	2,215
June	2,380	3,474
July	3,313	5,643
August	5,122	6,774
September	6,315	8,202
October	8,047	
November	10,049	
December	11,967	
January	13,609	
February	15,712	
March	17,166	
April	17,876	
May	17,896	
June	17,899	

QUALITY

	Quantity	Base Number	Contract	AT	Region	England
% of FP17s for the same patient ID Re-attending within 3 months - Children	106	1,044	10.2%	9.9%	11.4%	11.6%
% of FP17s for the same patient ID Re-attending within 3 months - Adults	364	2,122	17.2%	13.8%	15.0%	15.5%
% of FP17s for the same patient ID Re-attending between 3 & 9 months - Children	622	1,044	59.6%	61.9%	59.9%	58.8%
% of FP17s for the same patient ID Re-attending between 3 & 9 months - Adults	1,055	2,122	49.7%	55.1%	52.0%	51.1%
% of FP17s for Band 1 Urgent Courses	274	2,935	9.3%	6.9%	8.0%	9.0%
% of FP17s Relating to Free Repair or Replacements	40	2,935	1.4%	0.8%	0.8%	0.8%
% of FP17s Relating to Continuations	18	2,935	0.6%	1.1%	0.9%	0.9%
% of Patients satisfied with the dentistry they have received	4	5	N/A	93.0%	93.5%	93.3%
% of Patients satisfied with the time they had to wait for an appointment	4	5	N/A	88.5%	89.1%	88.9%

* This is based on patients treated on this contract for their most recent course of treatment. Figures in italics indicate the base number of FP17s or Patient Questionnaire responses are less than 100. N/A is shown where the base number of responses is less than 10 during the period. % is calculated as Quantity/Base number*100

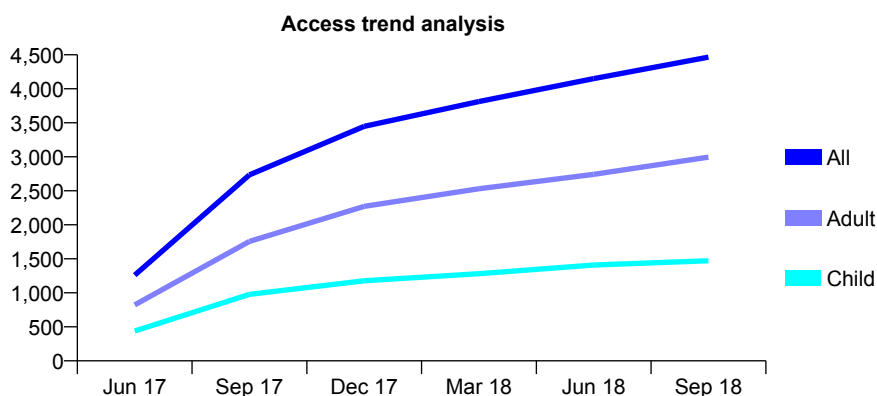
Q55 - Vital Signs At a Glance Contract Report for 100376/0000 - September 2018

Name or company name	Rodericks Dental Limited
Contract type name	GDS Contract
Purpose of contract	General
Contract start date	01/04/2017
Contract end date	

18/19 Contracted general activity (UDA)	16,500
Carry forward general activity (UDA)	0
18/19 Contracted orthodontic activity (UOA)	0
Carry forward orthodontic activity (UOA)	0
Baseline contract value	£438,433.18

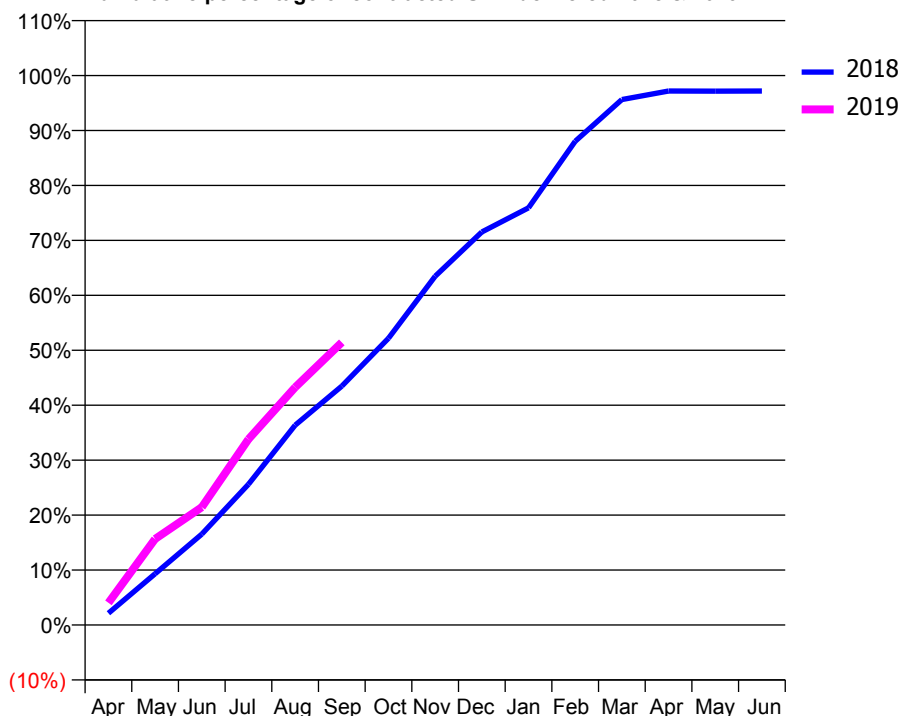
ACCESS*

Patients seen in 24 months	Total	Change since previous quarter
Quarter ending September 2017	2,734	
Quarter ending December 2017	3,448	↑
Quarter ending March 2018	3,812	↑
Quarter ending June 2018	4,150	↑
Quarter ending September 2018	4,466	↑
Variance since September 2017	63.4%	↑



ACTIVITY

Cumulative percentage of contracted UDA delivered 2018 & 2019



Adjusted Scheduled Activity (UDA)

Month	2018	2019
April	353	667
May	1,541	2,583
June	2,730	3,537
July	4,226	5,578
August	6,002	7,137
September	7,175	8,486
October	8,612	
November	10,472	
December	11,802	
January	12,525	
February	14,523	
March	15,776	
April	16,035	
May	16,032	
June	16,034	

QUALITY

	Quantity	Base Number	Contract	AT	Region	England
% of FP17s for the same patient ID Re-attending within 3 months - Children	88	1,182	7.4%	9.9%	11.4%	11.6%
% of FP17s for the same patient ID Re-attending within 3 months - Adults	369	2,364	15.6%	13.8%	15.0%	15.5%
% of FP17s for the same patient ID Re-attending between 3 & 9 months - Children	689	1,182	58.3%	61.9%	59.9%	58.8%
% of FP17s for the same patient ID Re-attending between 3 & 9 months - Adults	1,297	2,364	54.9%	55.1%	52.0%	51.1%
% of FP17s for Band 1 Urgent Courses	194	3,426	5.7%	6.9%	8.0%	9.0%
% of FP17s Relating to Free Repair or Replacements	49	3,426	1.4%	0.8%	0.8%	0.8%
% of FP17s Relating to Continuations	15	3,426	0.4%	1.1%	0.9%	0.9%
% of Patients satisfied with the dentistry they have received	1	1	N/A	93.0%	93.5%	93.3%
% of Patients satisfied with the time they had to wait for an appointment	1	1	N/A	88.5%	89.1%	88.9%

* This is based on patients treated on this contract for their most recent course of treatment. Figures in italics indicate the base number of FP17s or Patient Questionnaire responses are less than 100. N/A is shown where the base number of responses is less than 10 during the period. % is calculated as Quantity/Base number*100

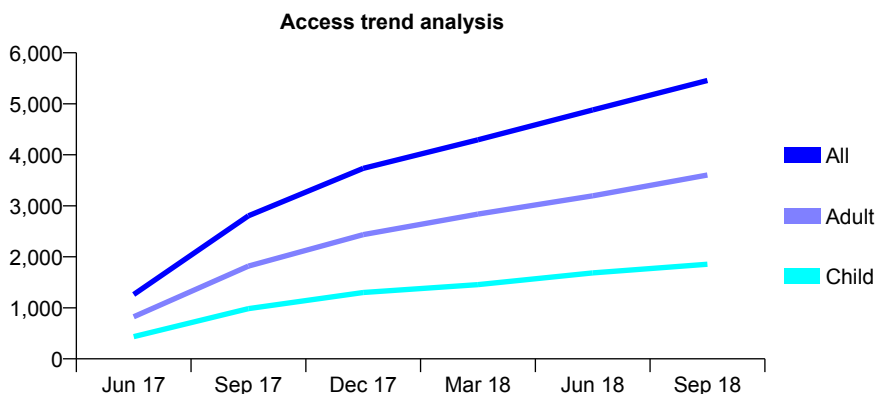
Q55 - Vital Signs At a Glance Contract Report for 100377/0000 - September 2018

Name or company name	Rodericks Dental Limited
Contract type name	GDS Contract
Purpose of contract	General
Contract start date	01/04/2017
Contract end date	

18/19 Contracted general activity (UDA)	20,500
Carry forward general activity (UDA)	0
18/19 Contracted orthodontic activity (UOA)	0
Carry forward orthodontic activity (UOA)	0
Baseline contract value	£532,253.16

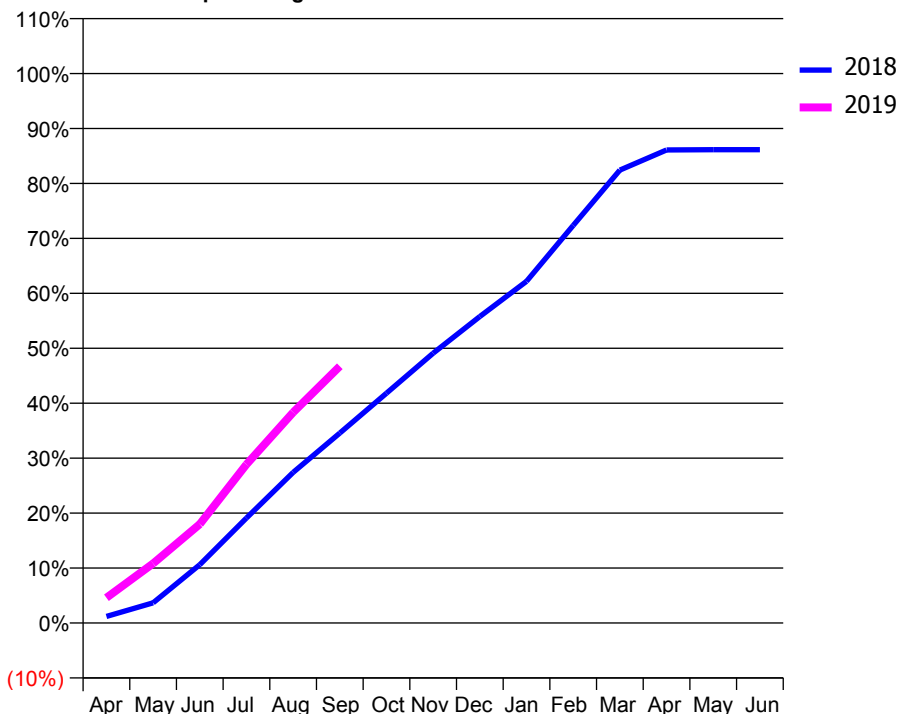
ACCESS*

Patients seen in 24 months	Total	Change since previous quarter
Quarter ending September 2017	2,803	
Quarter ending December 2017	3,734	↑
Quarter ending March 2018	4,293	↑
Quarter ending June 2018	4,879	↑
Quarter ending September 2018	5,458	↑
Variance since September 2017	94.7%	↑



ACTIVITY

Cumulative percentage of contracted UDA delivered 2018 & 2019



Adjusted Scheduled Activity (UDA)

Month	2018	2019
April	246	944
May	753	2,223
June	2,175	3,688
July	3,918	5,919
August	5,621	7,855
September	7,084	9,581
October	8,574	
November	10,066	
December	11,434	
January	12,747	
February	14,831	
March	16,895	
April	17,650	
May	17,655	
June	17,659	

QUALITY

	Quantity	Base Number	Contract	AT	Region	England
% of FP17s for the same patient ID Re-attending within 3 months - Children	103	1,422	7.2%	9.9%	11.4%	11.6%
% of FP17s for the same patient ID Re-attending within 3 months - Adults	392	2,802	14.0%	13.8%	15.0%	15.5%
% of FP17s for the same patient ID Re-attending between 3 & 9 months - Children	722	1,422	50.8%	61.9%	59.9%	58.8%
% of FP17s for the same patient ID Re-attending between 3 & 9 months - Adults	1,316	2,802	47.0%	55.1%	52.0%	51.1%
% of FP17s for Band 1 Urgent Courses	341	3,941	8.7%	6.9%	8.0%	9.0%
% of FP17s Relating to Free Repair or Replacements	39	3,941	1.0%	0.8%	0.8%	0.8%
% of FP17s Relating to Continuations	17	3,941	0.4%	1.1%	0.9%	0.9%
% of Patients satisfied with the dentistry they have received	2	2	N/A	93.0%	93.5%	93.3%
% of Patients satisfied with the time they had to wait for an appointment	2	2	N/A	88.5%	89.1%	88.9%

* This is based on patients treated on this contract for their most recent course of treatment. Figures in italics indicate the base number of FP17s or Patient Questionnaire responses are less than 100. N/A is shown where the base number of responses is less than 10 during the period. % is calculated as Quantity/Base number*100

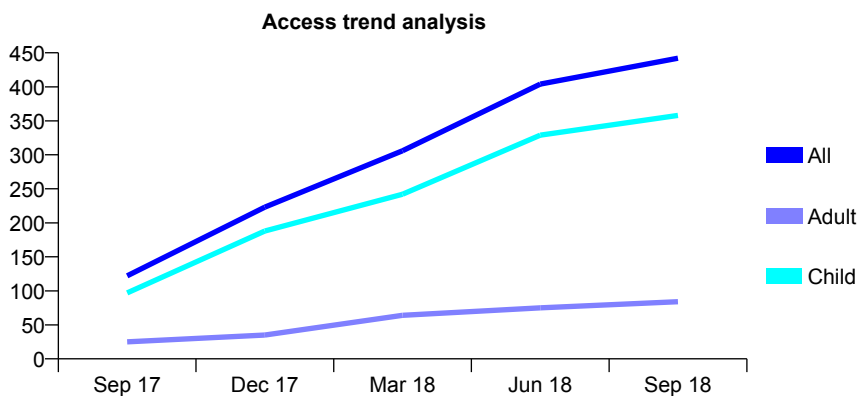
Q55 - Vital Signs At a Glance Contract Report for 100467/0000 - September 2018

Name or company name	Raynesway Dental Practice
Contract type name	GDS Contract
Purpose of contract	General and Orthodontic
Contract start date	01/07/2017
Contract end date	

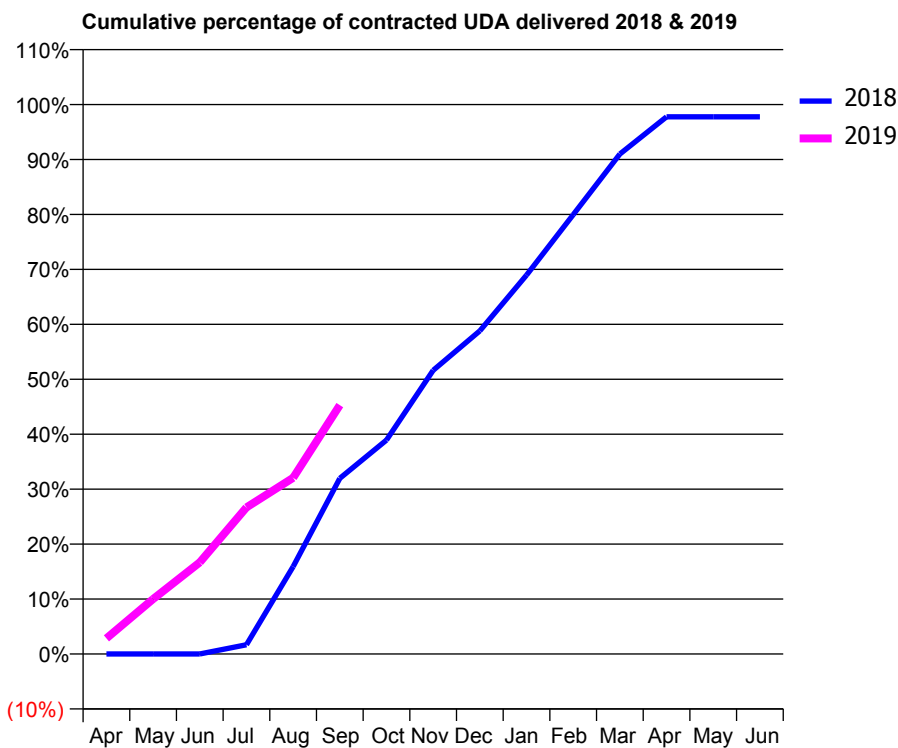
18/19 Contracted general activity (UDA)	631
Carry forward general activity (UDA)	0
18/19 Contracted orthodontic activity (UOA)	7,388
Carry forward orthodontic activity (UOA)	0
Baseline contract value	£491,586.05

ACCESS*

Patients seen in 24 months	Total	Change since previous quarter
Quarter ending September 2017	122	
Quarter ending December 2017	223	↑
Quarter ending March 2018	306	↑
Quarter ending June 2018	404	↑
Quarter ending September 2018	442	↑
Variance since September 2017	262.3%	↑



ACTIVITY



Month	Adjusted Scheduled Activity (UDA)	
	2018	2019
April	0	18
May	0	63
June	0	105
July	8	168
August	75	202
September	151	286
October	184	
November	244	
December	278	
January	326	
February	378	
March	430	
April	462	
May	462	
June	462	

QUALITY

	Quantity	Base Number	Contract	AT	Region	England
% of FP17s for the same patient ID Re-attending within 3 months - Children	19	847	2.2%	9.9%	11.4%	11.6%
% of FP17s for the same patient ID Re-attending within 3 months - Adults	4	66	6.1%	13.8%	15.0%	15.5%
% of FP17s for the same patient ID Re-attending between 3 & 9 months - Children	88	847	10.4%	61.9%	59.9%	58.8%
% of FP17s for the same patient ID Re-attending between 3 & 9 months - Adults	23	66	34.8%	55.1%	52.0%	51.1%
% of FP17s for Band 1 Urgent Courses	4	166	2.4%	6.9%	8.0%	9.0%
% of FP17s Relating to Free Repair or Replacements	0	166	0.0%	0.8%	0.8%	0.8%
% of FP17s Relating to Continuations	0	166	0.0%	1.1%	0.9%	0.9%
% of Patients satisfied with the dentistry they have received	1	1	N/A	93.0%	93.5%	93.3%
% of Patients satisfied with the time they had to wait for an appointment	1	1	N/A	88.5%	89.1%	88.9%

* This is based on patients treated on this contract for their most recent course of treatment. Figures in italics indicate the base number of FP17s or Patient Questionnaire responses are less than 100. N/A is shown where the base number of responses is less than 10 during the period. % is calculated as Quantity/Base number*100

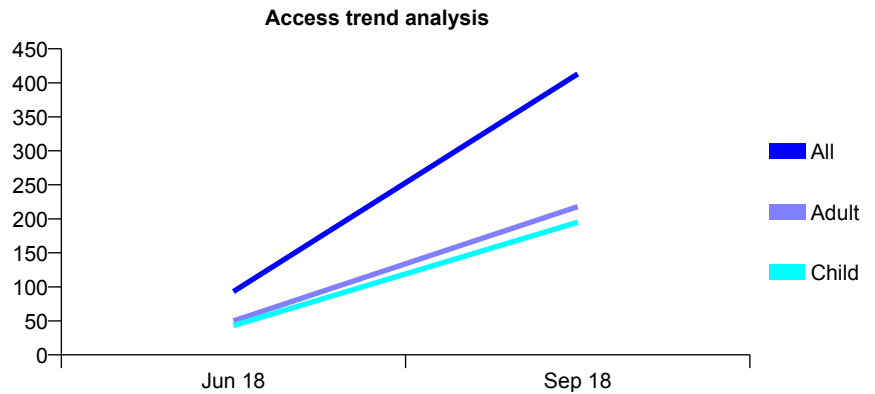
Q55 - Vital Signs At a Glance Contract Report for 100664/0000 - September 2018

Name or company name	Etwall Dental Practice Ltd
Contract type name	GDS Contract
Purpose of contract	General
Contract start date	01/04/2018
Contract end date	31/03/2019

18/19 Contracted general activity (UDA)	6,000
Carry forward general activity (UDA)	0
18/19 Contracted orthodontic activity (UOA)	0
Carry forward orthodontic activity (UOA)	0
Baseline contract value	£150,001.00

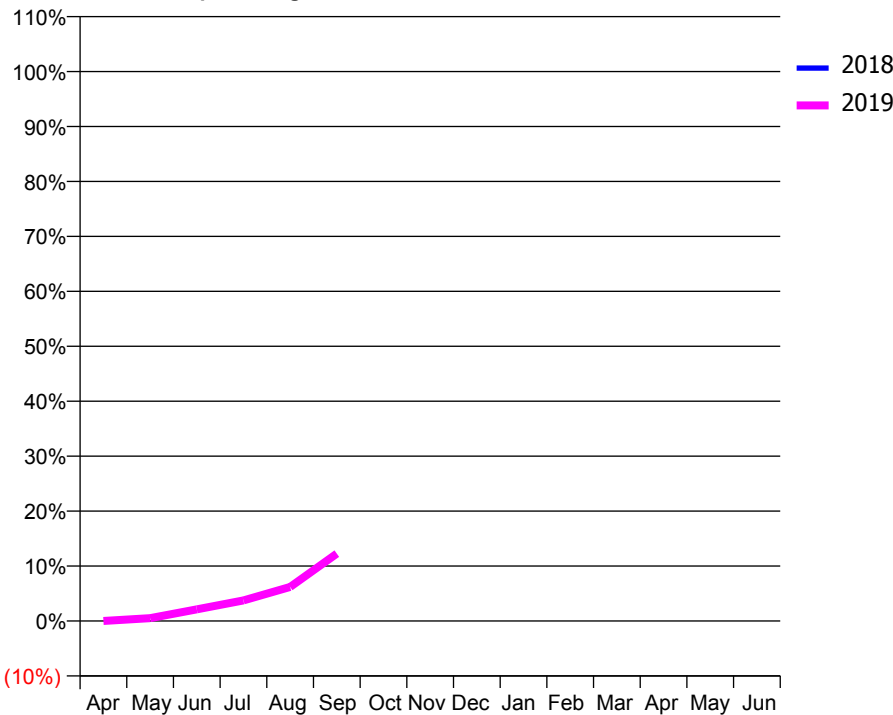
ACCESS*

Patients seen in 24 months	Total	Change since previous quarter
Quarter ending September 2017	0	
Quarter ending December 2017	0	
Quarter ending March 2018	0	
Quarter ending June 2018	93	↑
Quarter ending September 2018	413	↑
Variance since September 2017	N/A	



ACTIVITY

Cumulative percentage of contracted UDA delivered 2018 & 2019



Month	Adjusted Scheduled Activity (UDA)	
	2018	2019
April	0	0
May	0	31
June	0	128
July	0	225
August	0	372
September	0	736
October	0	
November	0	
December	0	
January	0	
February	0	
March	0	
April	0	
May	0	
June	0	

QUALITY

	Quantity	Base Number	Contract	AT	Region	England
% of FP17s for the same patient ID Re-attending within 3 months - Children	0	195	0.0%	9.9%	11.4%	11.6%
% of FP17s for the same patient ID Re-attending within 3 months - Adults	1	217	0.5%	13.8%	15.0%	15.5%
% of FP17s for the same patient ID Re-attending between 3 & 9 months - Children	0	195	0.0%	61.9%	59.9%	58.8%
% of FP17s for the same patient ID Re-attending between 3 & 9 months - Adults	0	217	0.0%	55.1%	52.0%	51.1%
% of FP17s for Band 1 Urgent Courses	23	412	5.6%	6.9%	8.0%	9.0%
% of FP17s Relating to Free Repair or Replacements	4	412	1.0%	0.8%	0.8%	0.8%
% of FP17s Relating to Continuations	0	412	0.0%	1.1%	0.9%	0.9%
% of Patients satisfied with the dentistry they have received	0	0	N/A	93.0%	93.5%	93.3%
% of Patients satisfied with the time they had to wait for an appointment	0	0	N/A	88.5%	89.1%	88.9%

* This is based on patients treated on this contract for their most recent course of treatment. Figures in italics indicate the base number of FP17s or Patient Questionnaire responses are less than 100. N/A is shown where the base number of responses is less than 10 during the period. % is calculated as Quantity/Base number*100

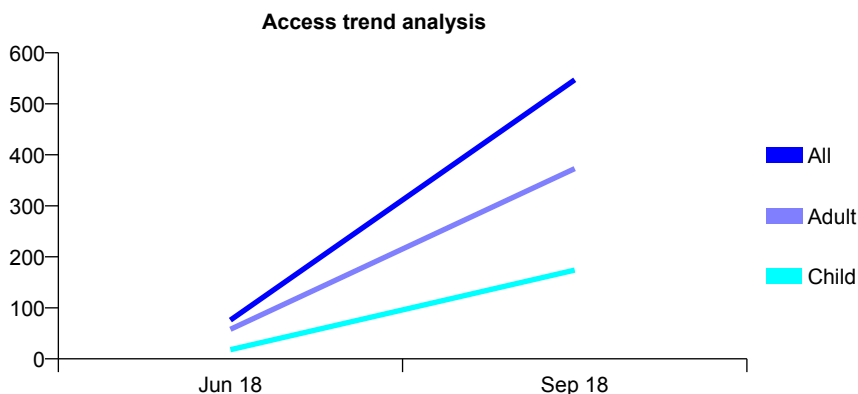
Q55 - Vital Signs At a Glance Contract Report for 100667/0000 - September 2018

Name or company name	Staveley Dental Care
Contract type name	GDS Contract
Purpose of contract	General
Contract start date	01/04/2018
Contract end date	31/03/2019

18/19 Contracted general activity (UDA)	5,500
Carry forward general activity (UDA)	0
18/19 Contracted orthodontic activity (UOA)	0
Carry forward orthodontic activity (UOA)	0
Baseline contract value	£137,501.00

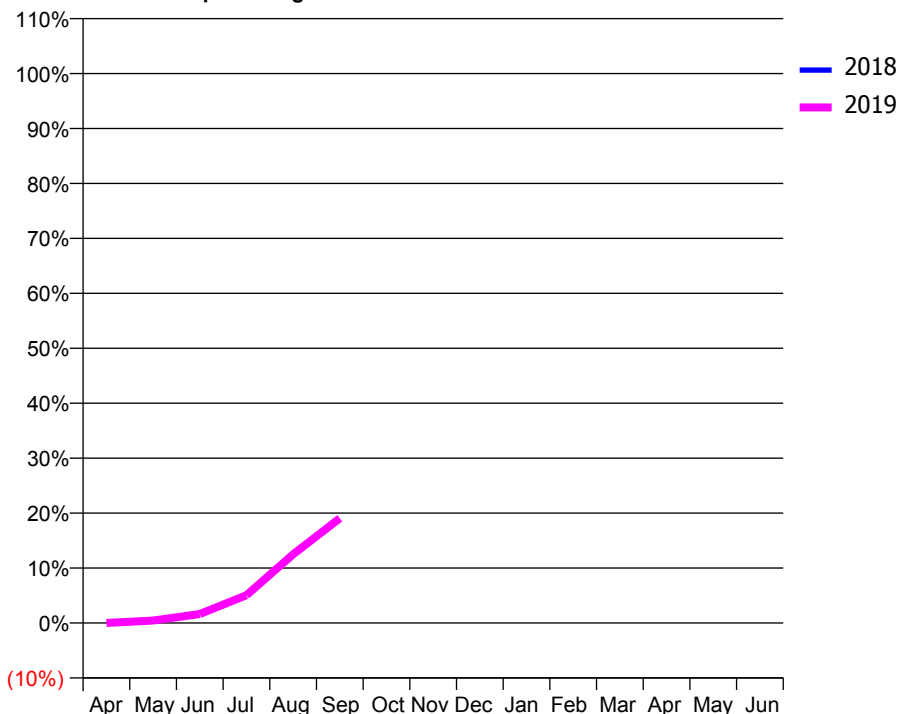
ACCESS*

Patients seen in 24 months	Total	Change since previous quarter
Quarter ending September 2017	0	
Quarter ending December 2017	0	
Quarter ending March 2018	0	
Quarter ending June 2018	76	↑
Quarter ending September 2018	547	↑
Variance since September 2017	N/A	



ACTIVITY

Cumulative percentage of contracted UDA delivered 2018 & 2019



Month	Adjusted Scheduled Activity (UDA)	
	2018	2019
April	0	0
May	0	25
June	0	90
July	0	279
August	0	688
September	0	1,048
October	0	
November	0	
December	0	
January	0	
February	0	
March	0	
April	0	
May	0	
June	0	

QUALITY

	Quantity	Base Number	Contract	AT	Region	England
% of FP17s for the same patient ID Re-attending within 3 months - Children	2	141	1.4%	9.9%	11.4%	11.6%
% of FP17s for the same patient ID Re-attending within 3 months - Adults	2	332	0.6%	13.8%	15.0%	15.5%
% of FP17s for the same patient ID Re-attending between 3 & 9 months - Children	0	141	0.0%	61.9%	59.9%	58.8%
% of FP17s for the same patient ID Re-attending between 3 & 9 months - Adults	0	332	0.0%	55.1%	52.0%	51.1%
% of FP17s for Band 1 Urgent Courses	15	473	3.2%	6.9%	8.0%	9.0%
% of FP17s Relating to Free Repair or Replacements	1	473	0.2%	0.8%	0.8%	0.8%
% of FP17s Relating to Continuations	0	473	0.0%	1.1%	0.9%	0.9%
% of Patients satisfied with the dentistry they have received	0	0	N/A	93.0%	93.5%	93.3%
% of Patients satisfied with the time they had to wait for an appointment	0	0	N/A	88.5%	89.1%	88.9%

* This is based on patients treated on this contract for their most recent course of treatment. Figures in italics indicate the base number of FP17s or Patient Questionnaire responses are less than 100. N/A is shown where the base number of responses is less than 10 during the period. % is calculated as Quantity/Base number*100

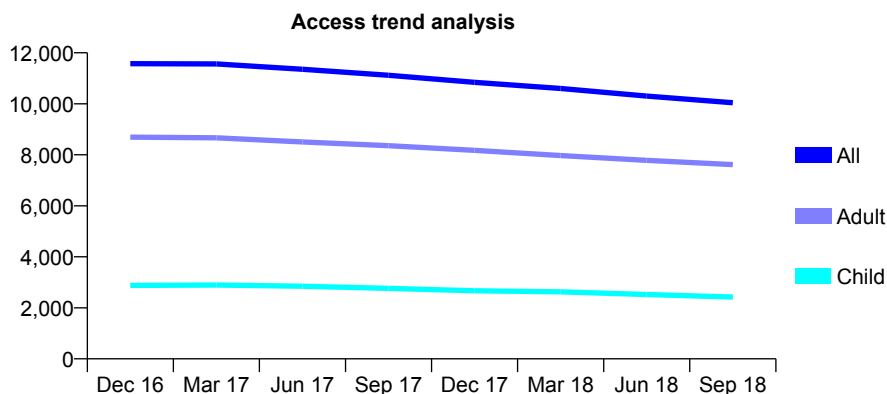
Q55 - Vital Signs At a Glance Contract Report for 101281/0023 - September 2018

Name or company name	OASIS DENTAL CARE LTD
Contract type name	GDS Contract
Purpose of contract	General
Contract start date	01/04/2006
Contract end date	

18/19 Contracted general activity (UDA)	35,550
Carry forward general activity (UDA)	0
18/19 Contracted orthodontic activity (UOA)	0
Carry forward orthodontic activity (UOA)	0
Baseline contract value	£766,636.09

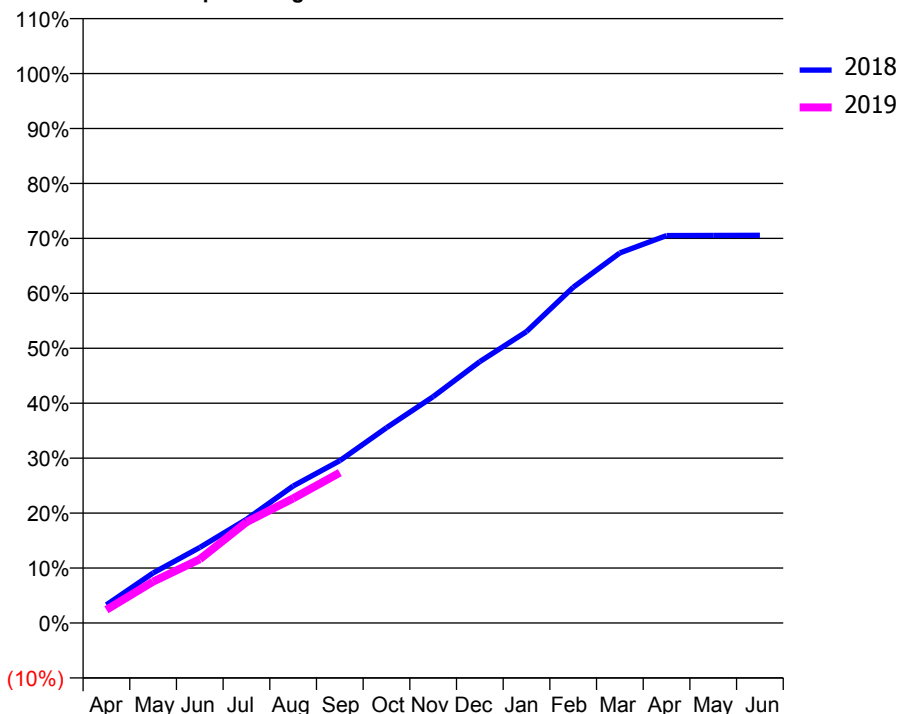
ACCESS*

Patients seen in 24 months	Total	Change since previous quarter
Quarter ending September 2017	11,120	
Quarter ending December 2017	10,844	↓
Quarter ending March 2018	10,602	↓
Quarter ending June 2018	10,304	↓
Quarter ending September 2018	10,041	↓
Variance since September 2017	(9.7%)	↓



ACTIVITY

Cumulative percentage of contracted UDA delivered 2018 & 2019



Adjusted Scheduled Activity (UDA)

Month	2018	2019
April	1,179	855
May	3,242	2,679
June	4,886	4,127
July	6,706	6,527
August	8,863	8,062
September	10,507	9,728
October	12,638	
November	14,643	
December	16,912	
January	18,855	
February	21,722	
March	23,946	
April	25,061	
May	25,075	
June	25,082	

QUALITY

	Quantity	Base Number	Contract	AT	Region	England
% of FP17s for the same patient ID Re-attending within 3 months - Children	96	1,584	6.1%	9.9%	11.4%	11.6%
% of FP17s for the same patient ID Re-attending within 3 months - Adults	611	4,691	13.0%	13.8%	15.0%	15.5%
% of FP17s for the same patient ID Re-attending between 3 & 9 months - Children	1,084	1,584	68.4%	61.9%	59.9%	58.8%
% of FP17s for the same patient ID Re-attending between 3 & 9 months - Adults	3,012	4,691	64.2%	55.1%	52.0%	51.1%
% of FP17s for Band 1 Urgent Courses	468	5,691	8.2%	6.9%	8.0%	9.0%
% of FP17s Relating to Free Repair or Replacements	59	5,691	1.0%	0.8%	0.8%	0.8%
% of FP17s Relating to Continuations	27	5,691	0.5%	1.1%	0.9%	0.9%
% of Patients satisfied with the dentistry they have received	4	5	N/A	93.0%	93.5%	93.3%
% of Patients satisfied with the time they had to wait for an appointment	4	5	N/A	88.5%	89.1%	88.9%

* This is based on patients treated on this contract for their most recent course of treatment. Figures in italics indicate the base number of FP17s or Patient Questionnaire responses are less than 100. N/A is shown where the base number of responses is less than 10 during the period. % is calculated as Quantity/Base number*100

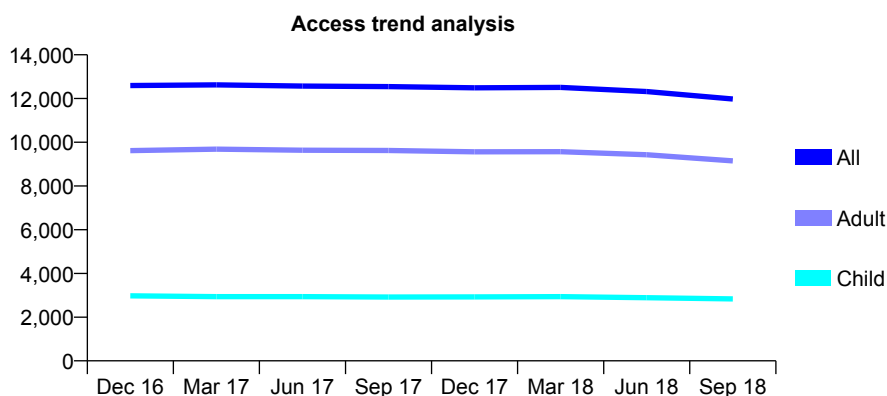
Q55 - Vital Signs At a Glance Contract Report for 101281/0041 - September 2018

Name or company name	OASIS DENTAL CARE LTD
Contract type name	GDS Contract
Purpose of contract	General
Contract start date	01/04/2006
Contract end date	

18/19 Contracted general activity (UDA)	42,036
Carry forward general activity (UDA)	0
18/19 Contracted orthodontic activity (UOA)	0
Carry forward orthodontic activity (UOA)	0
Baseline contract value	£920,614.58

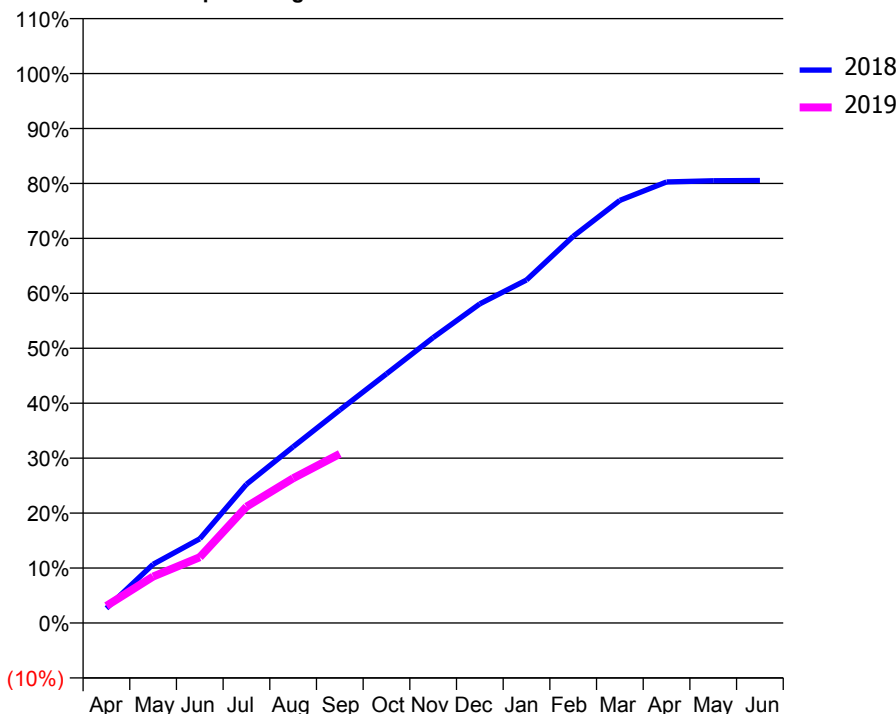
ACCESS*

Patients seen in 24 months	Total	Change since previous quarter
Quarter ending September 2017	12,543	
Quarter ending December 2017	12,490	→
Quarter ending March 2018	12,506	→
Quarter ending June 2018	12,317	↓
Quarter ending September 2018	11,977	↓
Variance since September 2017	(4.5%)	↓



ACTIVITY

Cumulative percentage of contracted UDA delivered 2018 & 2019



Month	Adjusted Scheduled Activity (UDA)	
	2018	2019
April	1,125	1,314
May	4,493	3,558
June	6,441	5,035
July	10,612	8,896
August	13,485	11,077
September	16,297	12,940
October	19,062	
November	21,839	
December	24,416	
January	26,239	
February	29,579	
March	32,328	
April	33,738	
May	33,835	
June	33,854	

QUALITY

	Quantity	Base Number	Contract	AT	Region	England
% of FP17s for the same patient ID Re-attending within 3 months - Children	98	1,898	5.2%	9.9%	11.4%	11.6%
% of FP17s for the same patient ID Re-attending within 3 months - Adults	729	5,913	12.3%	13.8%	15.0%	15.5%
% of FP17s for the same patient ID Re-attending between 3 & 9 months - Children	1,125	1,898	59.3%	61.9%	59.9%	58.8%
% of FP17s for the same patient ID Re-attending between 3 & 9 months - Adults	3,423	5,913	57.9%	55.1%	52.0%	51.1%
% of FP17s for Band 1 Urgent Courses	525	6,990	7.5%	6.9%	8.0%	9.0%
% of FP17s Relating to Free Repair or Replacements	127	6,990	1.8%	0.8%	0.8%	0.8%
% of FP17s Relating to Continuations	93	6,990	1.3%	1.1%	0.9%	0.9%
% of Patients satisfied with the dentistry they have received	14	16	87.5%	93.0%	93.5%	93.3%
% of Patients satisfied with the time they had to wait for an appointment	11	16	68.8%	88.5%	89.1%	88.9%

* This is based on patients treated on this contract for their most recent course of treatment. Figures in italics indicate the base number of FP17s or Patient Questionnaire responses are less than 100. N/A is shown where the base number of responses is less than 10 during the period. % is calculated as Quantity/Base number*100

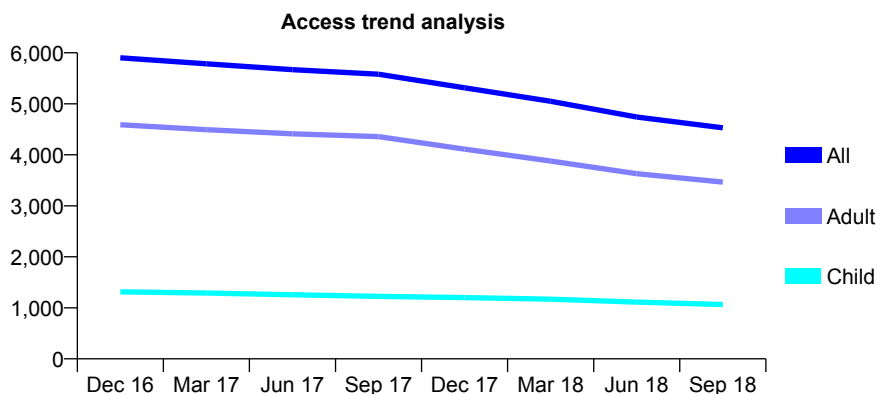
Q55 - Vital Signs At a Glance Contract Report for 101281/0048 - September 2018

Name or company name	OASIS DENTAL CARE LTD
Contract type name	Pilot Contract
Purpose of contract	General and Orthodontic
Contract start date	01/04/2006
Contract end date	

18/19 Contracted general activity (UDA)	19,361
Carry forward general activity (UDA)	0
18/19 Contracted orthodontic activity (UOA)	628
Carry forward orthodontic activity (UOA)	0
Baseline contract value	£509,516.88

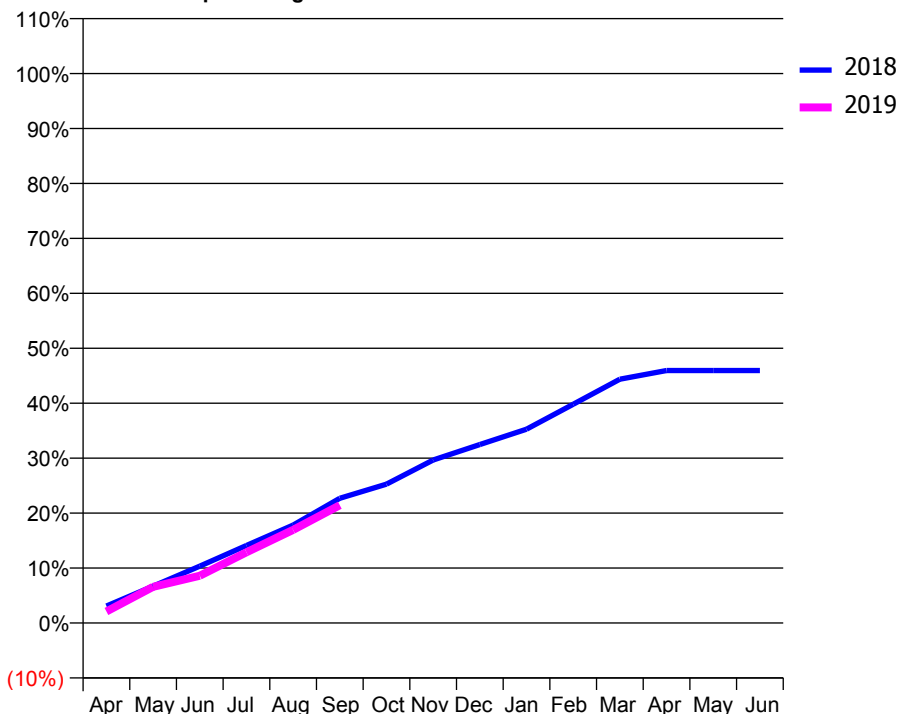
ACCESS*

Patients seen in 24 months	Total	Change since previous quarter
Quarter ending September 2017	5,581	
Quarter ending December 2017	5,314	↓
Quarter ending March 2018	5,049	↓
Quarter ending June 2018	4,741	↓
Quarter ending September 2018	4,530	↓
Variance since September 2017	(18.8%)	↓



ACTIVITY

Cumulative percentage of contracted UDA delivered 2018 & 2019



Month	Adjusted Scheduled Activity (UDA)	
	2018	2019
April	597	406
May	1,300	1,275
June	2,005	1,663
July	2,733	2,493
August	3,450	3,280
September	4,397	4,149
October	4,895	
November	5,746	
December	6,291	
January	6,829	
February	7,709	
March	8,593	
April	8,895	
May	8,897	
June	8,898	

QUALITY

	Quantity	Base Number	Contract	AT	Region	England
% of FP17s for the same patient ID Re-attending within 3 months - Children	25	605	4.1%	9.9%	11.4%	11.6%
% of FP17s for the same patient ID Re-attending within 3 months - Adults	153	1,859	8.2%	13.8%	15.0%	15.5%
% of FP17s for the same patient ID Re-attending between 3 & 9 months - Children	265	605	43.8%	61.9%	59.9%	58.8%
% of FP17s for the same patient ID Re-attending between 3 & 9 months - Adults	725	1,859	39.0%	55.1%	52.0%	51.1%
% of FP17s for Band 1 Urgent Courses	107	2,267	4.7%	6.9%	8.0%	9.0%
% of FP17s Relating to Free Repair or Replacements	14	2,267	0.6%	0.8%	0.8%	0.8%
% of FP17s Relating to Continuations	33	2,267	1.5%	1.1%	0.9%	0.9%
% of Patients satisfied with the dentistry they have received	5	5	N/A	93.0%	93.5%	93.3%
% of Patients satisfied with the time they had to wait for an appointment	3	5	N/A	88.5%	89.1%	88.9%

* This is based on patients treated on this contract for their most recent course of treatment. Figures in italics indicate the base number of FP17s or Patient Questionnaire responses are less than 100. N/A is shown where the base number of responses is less than 10 during the period. % is calculated as Quantity/Base number*100

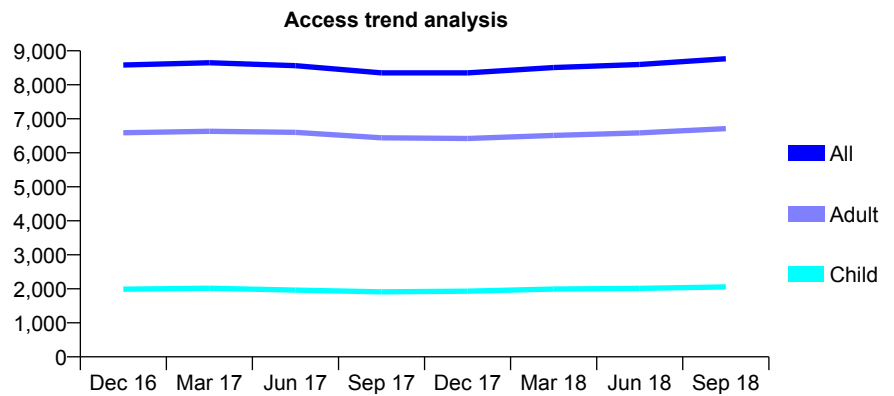
Q55 - Vital Signs At a Glance Contract Report for 101281/0059 - September 2018

Name or company name	OASIS DENTAL CARE LTD
Contract type name	GDS Contract
Purpose of contract	General
Contract start date	01/04/2006
Contract end date	

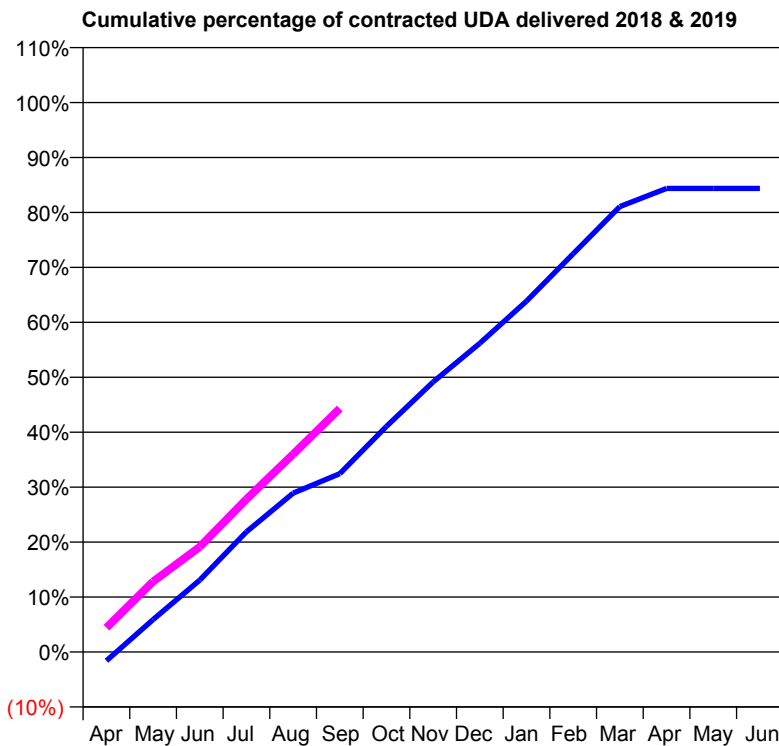
18/19 Contracted general activity (UDA)	26,245
Carry forward general activity (UDA)	0
18/19 Contracted orthodontic activity (UOA)	0
Carry forward orthodontic activity (UOA)	0
Baseline contract value	£609,053.06

ACCESS*

Patients seen in 24 months	Total	Change since previous quarter
Quarter ending September 2017	8,351	
Quarter ending December 2017	8,350	→
Quarter ending March 2018	8,508	→
Quarter ending June 2018	8,599	→
Quarter ending September 2018	8,768	→
Variance since September 2017	5.0%	↑



ACTIVITY



Month	Adjusted Scheduled Activity (UDA)	
	2018	2019
April	-426	1,162
May	1,553	3,363
June	3,436	5,022
July	5,740	7,299
August	7,586	9,447
September	8,519	11,631
October	10,779	
November	12,897	
December	14,744	
January	16,758	
February	19,018	
March	21,277	
April	22,143	
May	22,144	
June	22,144	

QUALITY

	Quantity	Base Number	Contract	AT	Region	England
% of FP17s for the same patient ID Re-attending within 3 months - Children	134	1,929	6.9%	9.9%	11.4%	11.6%
% of FP17s for the same patient ID Re-attending within 3 months - Adults	626	5,432	11.5%	13.8%	15.0%	15.5%
% of FP17s for the same patient ID Re-attending between 3 & 9 months - Children	1,314	1,929	68.1%	61.9%	59.9%	58.8%
% of FP17s for the same patient ID Re-attending between 3 & 9 months - Adults	3,390	5,432	62.4%	55.1%	52.0%	51.1%
% of FP17s for Band 1 Urgent Courses	393	6,362	6.2%	6.9%	8.0%	9.0%
% of FP17s Relating to Free Repair or Replacements	66	6,362	1.0%	0.8%	0.8%	0.8%
% of FP17s Relating to Continuations	48	6,362	0.8%	1.1%	0.9%	0.9%
% of Patients satisfied with the dentistry they have received	10	10	100.0%	93.0%	93.5%	93.3%
% of Patients satisfied with the time they had to wait for an appointment	9	10	90.0%	88.5%	89.1%	88.9%

* This is based on patients treated on this contract for their most recent course of treatment. Figures in italics indicate the base number of FP17s or Patient Questionnaire responses are less than 100. N/A is shown where the base number of responses is less than 10 during the period. % is calculated as Quantity/Base number*100

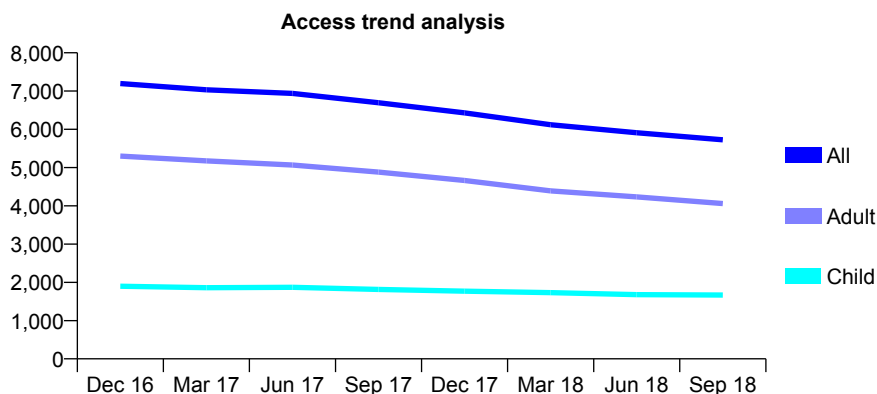
Q55 - Vital Signs At a Glance Contract Report for 101281/0092 - September 2018

Name or company name	OASIS DENTAL CARE LTD
Contract type name	GDS Contract
Purpose of contract	General
Contract start date	01/04/2006
Contract end date	

18/19 Contracted general activity (UDA)	18,929
Carry forward general activity (UDA)	0
18/19 Contracted orthodontic activity (UOA)	0
Carry forward orthodontic activity (UOA)	0
Baseline contract value	£409,590.09

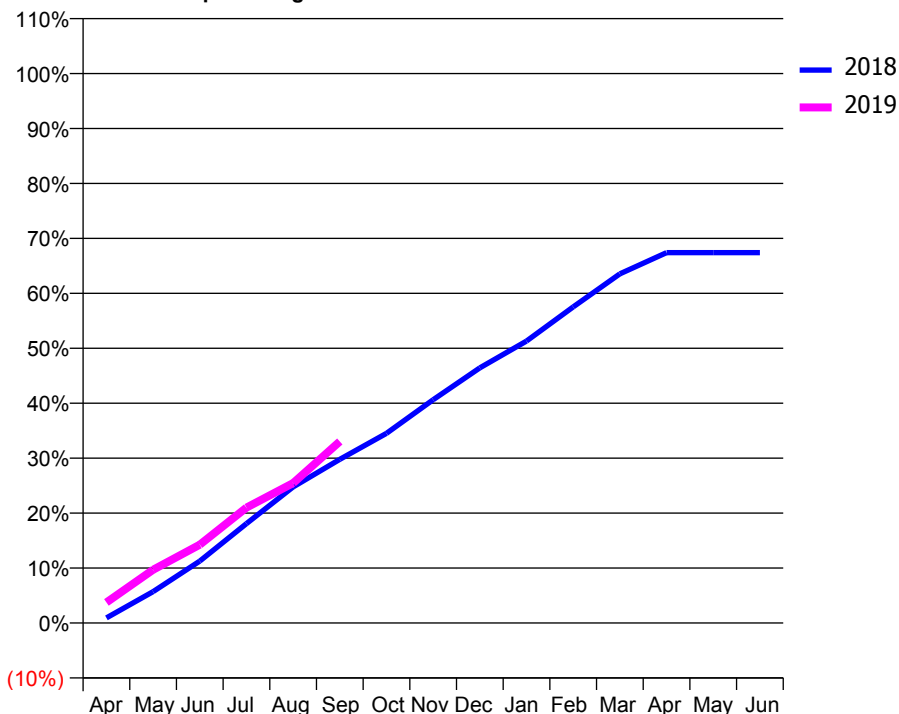
ACCESS*

Patients seen in 24 months	Total	Change since previous quarter
Quarter ending September 2017	6,694	
Quarter ending December 2017	6,430	↓
Quarter ending March 2018	6,120	↓
Quarter ending June 2018	5,911	↓
Quarter ending September 2018	5,727	↓
Variance since September 2017	(14.4%)	↓



ACTIVITY

Cumulative percentage of contracted UDA delivered 2018 & 2019



Month	Adjusted Scheduled Activity (UDA)	
	2018	2019
April	176	709
May	1,082	1,833
June	2,133	2,697
July	3,424	3,974
August	4,688	4,819
September	5,640	6,252
October	6,534	
November	7,692	
December	8,788	
January	9,715	
February	10,890	
March	12,026	
April	12,758	
May	12,758	
June	12,758	

QUALITY

	Quantity	Base Number	Contract	AT	Region	England
% of FP17s for the same patient ID Re-attending within 3 months - Children	68	1,363	5.0%	9.9%	11.4%	11.6%
% of FP17s for the same patient ID Re-attending within 3 months - Adults	301	2,925	10.3%	13.8%	15.0%	15.5%
% of FP17s for the same patient ID Re-attending between 3 & 9 months - Children	873	1,363	64.0%	61.9%	59.9%	58.8%
% of FP17s for the same patient ID Re-attending between 3 & 9 months - Adults	1,767	2,925	60.4%	55.1%	52.0%	51.1%
% of FP17s for Band 1 Urgent Courses	159	3,267	4.9%	6.9%	8.0%	9.0%
% of FP17s Relating to Free Repair or Replacements	14	3,267	0.4%	0.8%	0.8%	0.8%
% of FP17s Relating to Continuations	34	3,267	1.0%	1.1%	0.9%	0.9%
% of Patients satisfied with the dentistry they have received	1	1	N/A	93.0%	93.5%	93.3%
% of Patients satisfied with the time they had to wait for an appointment	1	1	N/A	88.5%	89.1%	88.9%

* This is based on patients treated on this contract for their most recent course of treatment. Figures in italics indicate the base number of FP17s or Patient Questionnaire responses are less than 100. N/A is shown where the base number of responses is less than 10 during the period. % is calculated as Quantity/Base number*100

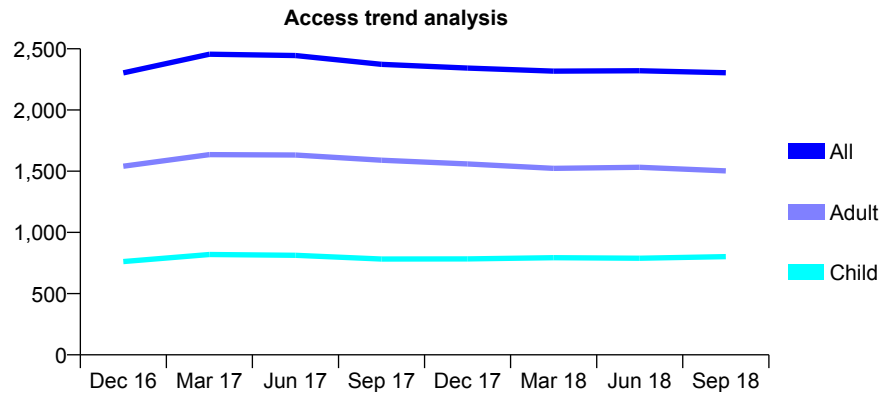
Q55 - Vital Signs At a Glance Contract Report for 101281/0118 - September 2018

Name or company name	OASIS DENTAL CARE LTD
Contract type name	GDS Contract
Purpose of contract	General
Contract start date	01/04/2006
Contract end date	

18/19 Contracted general activity (UDA)	5,159
Carry forward general activity (UDA)	0
18/19 Contracted orthodontic activity (UOA)	0
Carry forward orthodontic activity (UOA)	0
Baseline contract value	£153,782.05

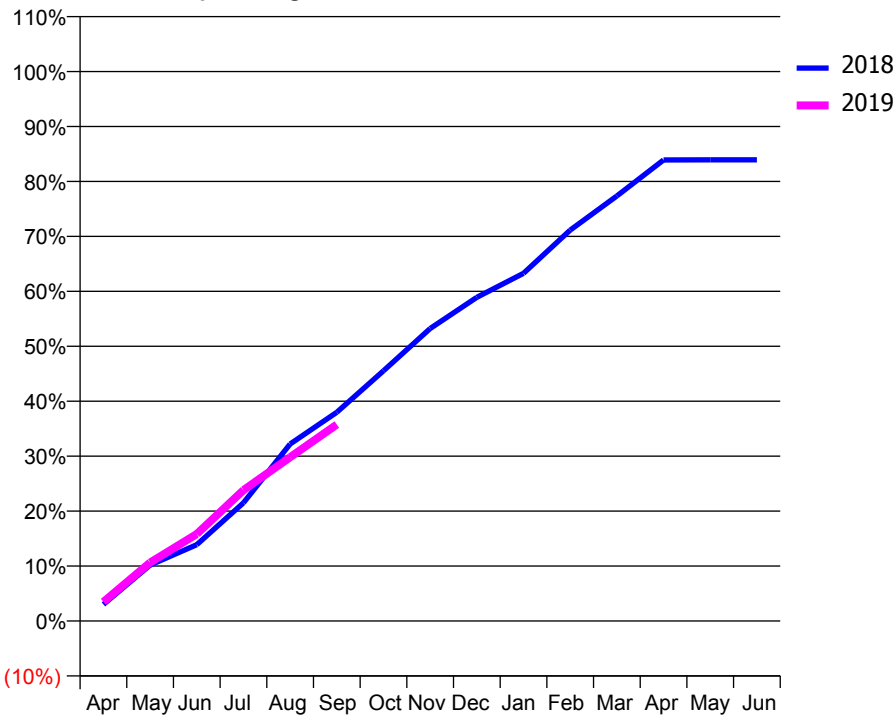
ACCESS*

Patients seen in 24 months	Total	Change since previous quarter
Quarter ending September 2017	2,373	
Quarter ending December 2017	2,343	↓
Quarter ending March 2018	2,317	↓
Quarter ending June 2018	2,321	→
Quarter ending September 2018	2,305	→
Variance since September 2017	(2.9%)	↓



ACTIVITY

Cumulative percentage of contracted UDA delivered 2018 & 2019



Month	Adjusted Scheduled Activity (UDA)	
	2018	2019
April	155	180
May	526	549
June	717	817
July	1,110	1,228
August	1,662	1,538
September	1,960	1,845
October	2,349	
November	2,746	
December	3,039	
January	3,265	
February	3,670	
March	3,990	
April	4,329	
May	4,330	
June	4,330	

QUALITY

	Quantity	Base Number	Contract	AT	Region	England
% of FP17s for the same patient ID Re-attending within 3 months - Children	40	580	6.9%	9.9%	11.4%	11.6%
% of FP17s for the same patient ID Re-attending within 3 months - Adults	179	947	18.9%	13.8%	15.0%	15.5%
% of FP17s for the same patient ID Re-attending between 3 & 9 months - Children	359	580	61.9%	61.9%	59.9%	58.8%
% of FP17s for the same patient ID Re-attending between 3 & 9 months - Adults	477	947	50.4%	55.1%	52.0%	51.1%
% of FP17s for Band 1 Urgent Courses	79	1,042	7.6%	6.9%	8.0%	9.0%
% of FP17s Relating to Free Repair or Replacements	11	1,042	1.1%	0.8%	0.8%	0.8%
% of FP17s Relating to Continuations	13	1,042	1.2%	1.1%	0.9%	0.9%
% of Patients satisfied with the dentistry they have received	0	0	N/A	93.0%	93.5%	93.3%
% of Patients satisfied with the time they had to wait for an appointment	0	0	N/A	88.5%	89.1%	88.9%

* This is based on patients treated on this contract for their most recent course of treatment. Figures in italics indicate the base number of FP17s or Patient Questionnaire responses are less than 100. N/A is shown where the base number of responses is less than 10 during the period. % is calculated as Quantity/Base number*100

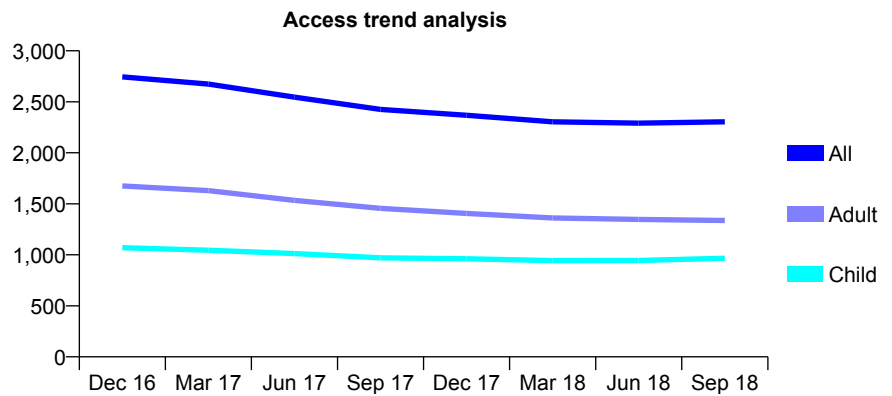
Q55 - Vital Signs At a Glance Contract Report for 101281/0129 - September 2018

Name or company name	OASIS DENTAL CARE LTD
Contract type name	GDS Contract
Purpose of contract	General
Contract start date	01/04/2006
Contract end date	

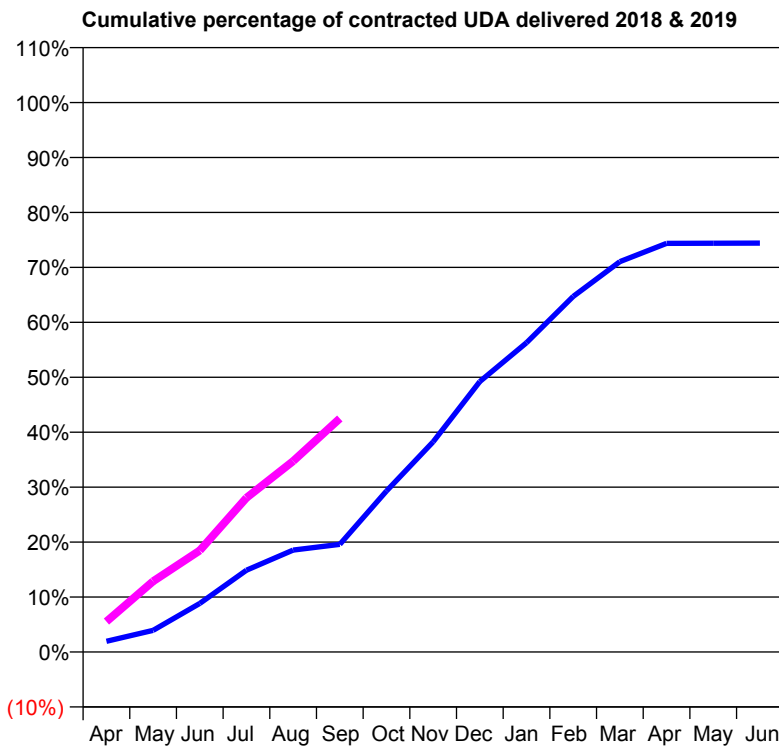
18/19 Contracted general activity (UDA)	7,956
Carry forward general activity (UDA)	0
18/19 Contracted orthodontic activity (UOA)	0
Carry forward orthodontic activity (UOA)	0
Baseline contract value	£175,161.45

ACCESS*

Patients seen in 24 months	Total	Change since previous quarter
Quarter ending September 2017	2,426	
Quarter ending December 2017	2,368	↓
Quarter ending March 2018	2,304	↓
Quarter ending June 2018	2,291	→
Quarter ending September 2018	2,304	→
Variance since September 2017	(5.0%)	↓



ACTIVITY



Adjusted Scheduled Activity (UDA)		
Month	2018	2019
April	156	441
May	314	1,024
June	703	1,471
July	1,185	2,234
August	1,476	2,763
September	1,558	3,382
October	2,331	
November	3,043	
December	3,916	
January	4,478	
February	5,147	
March	5,652	
April	5,917	
May	5,919	
June	5,920	

QUALITY

	Quantity	Base Number	Contract	AT	Region	England
% of FP17s for the same patient ID Re-attending within 3 months - Children	82	869	9.4%	9.9%	11.4%	11.6%
% of FP17s for the same patient ID Re-attending within 3 months - Adults	172	1,072	16.0%	13.8%	15.0%	15.5%
% of FP17s for the same patient ID Re-attending between 3 & 9 months - Children	518	869	59.6%	61.9%	59.9%	58.8%
% of FP17s for the same patient ID Re-attending between 3 & 9 months - Adults	604	1,072	56.3%	55.1%	52.0%	51.1%
% of FP17s for Band 1 Urgent Courses	155	1,808	8.6%	6.9%	8.0%	9.0%
% of FP17s Relating to Free Repair or Replacements	14	1,808	0.8%	0.8%	0.8%	0.8%
% of FP17s Relating to Continuations	14	1,808	0.8%	1.1%	0.9%	0.9%
% of Patients satisfied with the dentistry they have received	2	2	N/A	93.0%	93.5%	93.3%
% of Patients satisfied with the time they had to wait for an appointment	2	2	N/A	88.5%	89.1%	88.9%

* This is based on patients treated on this contract for their most recent course of treatment. Figures in italics indicate the base number of FP17s or Patient Questionnaire responses are less than 100. N/A is shown where the base number of responses is less than 10 during the period. % is calculated as Quantity/Base number*100

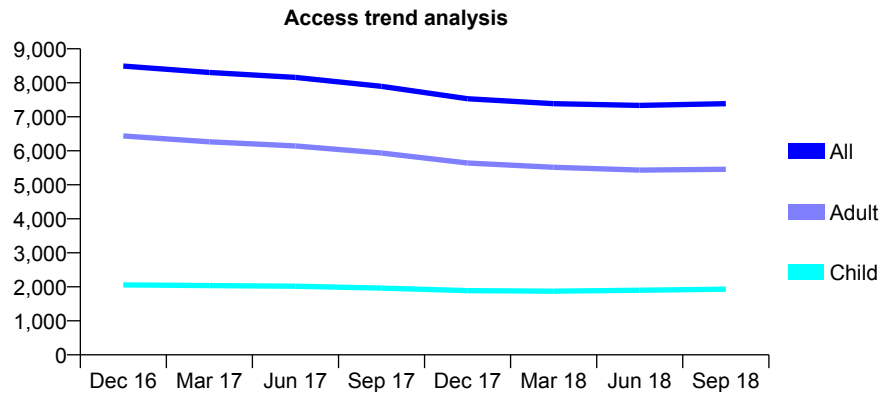
Q55 - Vital Signs At a Glance Contract Report for 101281/0200 - September 2018

Name or company name	OASIS DENTAL CARE LTD
Contract type name	Pilot Contract
Purpose of contract	General
Contract start date	28/04/2009
Contract end date	

18/19 Contracted general activity (UDA)	30,000
Carry forward general activity (UDA)	0
18/19 Contracted orthodontic activity (UOA)	0
Carry forward orthodontic activity (UOA)	0
Baseline contract value	£650,830.08

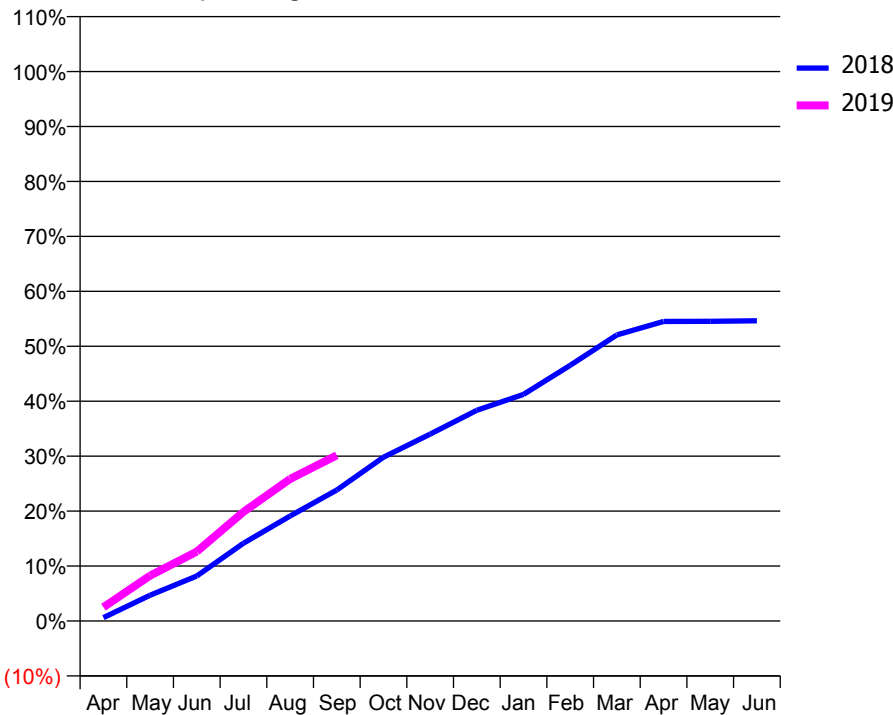
ACCESS*

Patients seen in 24 months	Total	Change since previous quarter
Quarter ending September 2017	7,897	
Quarter ending December 2017	7,531	↓
Quarter ending March 2018	7,387	↓
Quarter ending June 2018	7,335	→
Quarter ending September 2018	7,387	→
Variance since September 2017	(6.5%)	↓



ACTIVITY

Cumulative percentage of contracted UDA delivered 2018 & 2019



Month	Adjusted Scheduled Activity (UDA)	
	2018	2019
April	185	756
May	1,407	2,477
June	2,458	3,786
July	4,245	5,962
August	5,731	7,760
September	7,153	9,047
October	8,945	
November	10,202	
December	11,505	
January	12,375	
February	13,963	
March	15,616	
April	16,352	
May	16,365	
June	16,393	

QUALITY

	Quantity	Base Number	Contract	AT	Region	England
% of FP17s for the same patient ID Re-attending within 3 months - Children	44	1,130	3.9%	9.9%	11.4%	11.6%
% of FP17s for the same patient ID Re-attending within 3 months - Adults	265	2,985	8.9%	13.8%	15.0%	15.5%
% of FP17s for the same patient ID Re-attending between 3 & 9 months - Children	503	1,130	44.5%	61.9%	59.9%	58.8%
% of FP17s for the same patient ID Re-attending between 3 & 9 months - Adults	1,113	2,985	37.3%	55.1%	52.0%	51.1%
% of FP17s for Band 1 Urgent Courses	44	3,826	1.2%	6.9%	8.0%	9.0%
% of FP17s Relating to Free Repair or Replacements	17	3,826	0.4%	0.8%	0.8%	0.8%
% of FP17s Relating to Continuations	25	3,826	0.7%	1.1%	0.9%	0.9%
% of Patients satisfied with the dentistry they have received	4	4	N/A	93.0%	93.5%	93.3%
% of Patients satisfied with the time they had to wait for an appointment	3	4	N/A	88.5%	89.1%	88.9%

* This is based on patients treated on this contract for their most recent course of treatment. Figures in italics indicate the base number of FP17s or Patient Questionnaire responses are less than 100. N/A is shown where the base number of responses is less than 10 during the period. % is calculated as Quantity/Base number*100

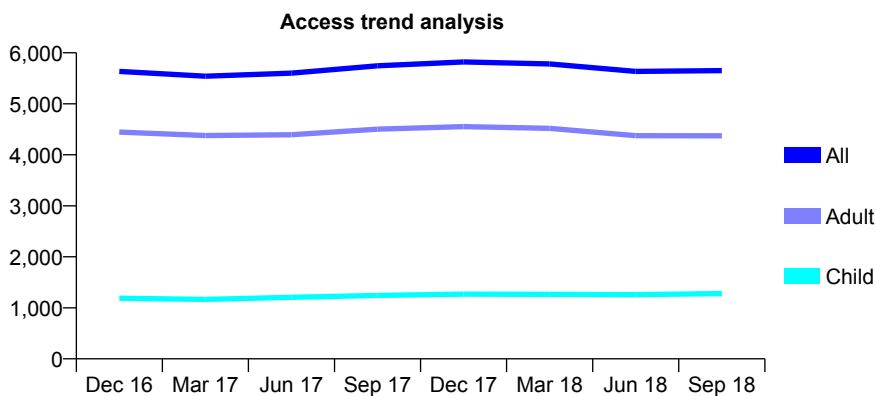
Q55 - Vital Signs At a Glance Contract Report for 101338/0050 - September 2018

Name or company name	Whitecross Dental Care Limited
Contract type name	GDS Contract
Purpose of contract	General
Contract start date	01/04/2007
Contract end date	

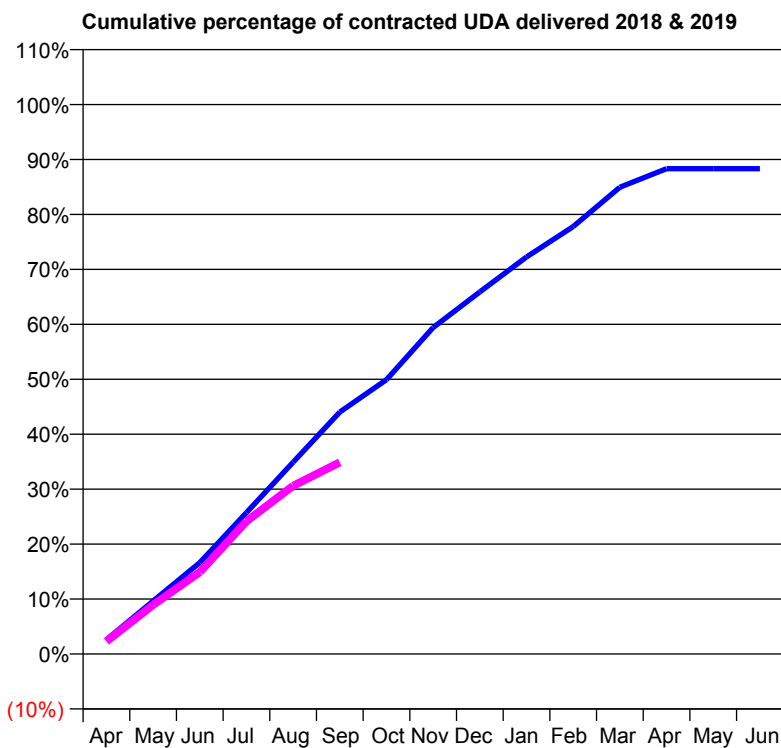
18/19 Contracted general activity (UDA)	17,600
Carry forward general activity (UDA)	0
18/19 Contracted orthodontic activity (UOA)	0
Carry forward orthodontic activity (UOA)	0
Baseline contract value	£463,907.58

ACCESS*

Patients seen in 24 months	Total	Change since previous quarter
Quarter ending September 2017	5,744	
Quarter ending December 2017	5,822	→
Quarter ending March 2018	5,782	→
Quarter ending June 2018	5,634	↓
Quarter ending September 2018	5,652	→
Variance since September 2017	(1.6%)	↓



ACTIVITY



Month	Adjusted Scheduled Activity (UDA)	
	2018	2019
April	460	403
May	1,697	1,572
June	2,928	2,623
July	4,531	4,251
August	6,143	5,387
September	7,750	6,139
October	8,787	
November	10,459	
December	11,598	
January	12,716	
February	13,690	
March	14,952	
April	15,545	
May	15,546	
June	15,546	

QUALITY

	Quantity	Base Number	Contract	AT	Region	England
% of FP17s for the same patient ID Re-attending within 3 months - Children	60	909	6.6%	9.9%	11.4%	11.6%
% of FP17s for the same patient ID Re-attending within 3 months - Adults	305	2,690	11.3%	13.8%	15.0%	15.5%
% of FP17s for the same patient ID Re-attending between 3 & 9 months - Children	539	909	59.3%	61.9%	59.9%	58.8%
% of FP17s for the same patient ID Re-attending between 3 & 9 months - Adults	1,341	2,690	49.9%	55.1%	52.0%	51.1%
% of FP17s for Band 1 Urgent Courses	192	3,378	5.7%	6.9%	8.0%	9.0%
% of FP17s Relating to Free Repair or Replacements	44	3,378	1.3%	0.8%	0.8%	0.8%
% of FP17s Relating to Continuations	59	3,378	1.7%	1.1%	0.9%	0.9%
% of Patients satisfied with the dentistry they have received	6	6	N/A	93.0%	93.5%	93.3%
% of Patients satisfied with the time they had to wait for an appointment	6	6	N/A	88.5%	89.1%	88.9%

* This is based on patients treated on this contract for their most recent course of treatment. Figures in italics indicate the base number of FP17s or Patient Questionnaire responses are less than 100. N/A is shown where the base number of responses is less than 10 during the period. % is calculated as Quantity/Base number*100

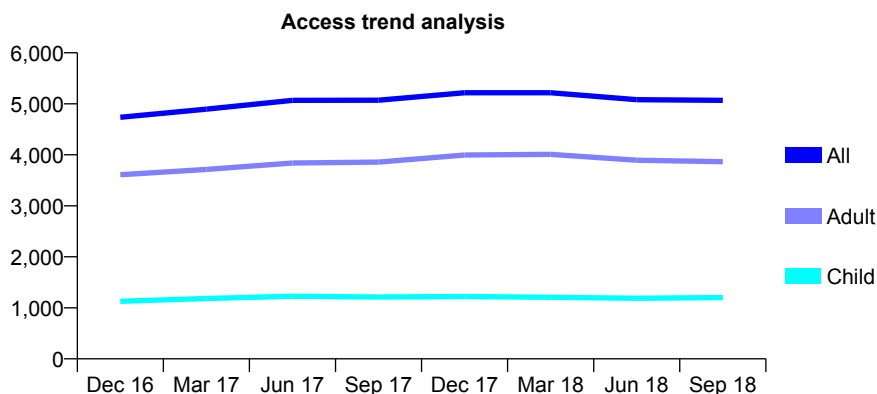
Q55 - Vital Signs At a Glance Contract Report for 101362/0006 - September 2018

Name or company name	Rodericks Dental Limited
Contract type name	GDS Contract
Purpose of contract	General
Contract start date	01/04/2008
Contract end date	

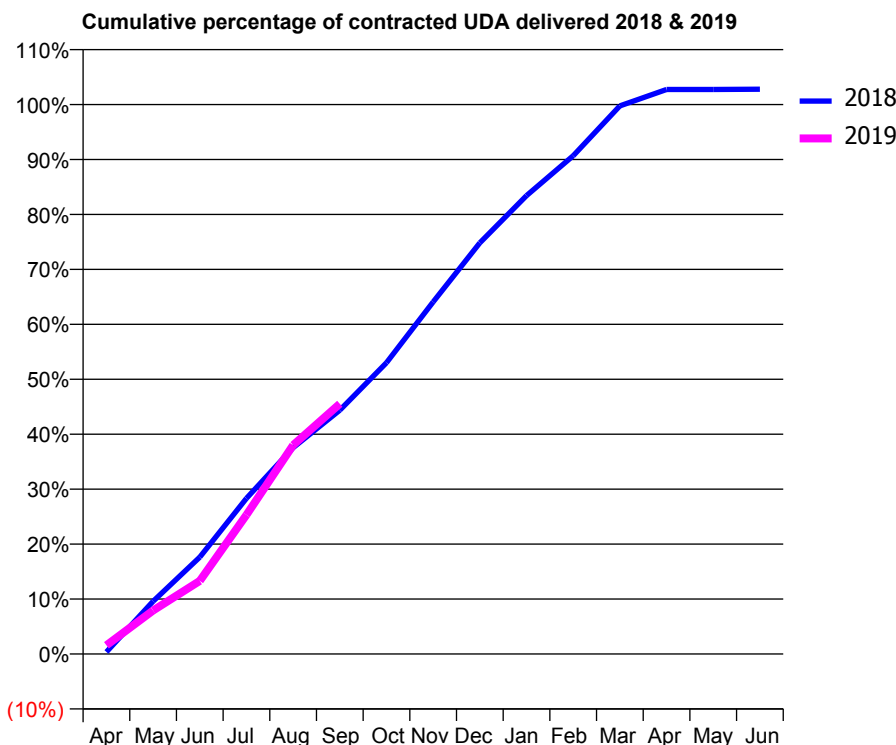
18/19 Contracted general activity (UDA)	13,542
Carry forward general activity (UDA)	0
18/19 Contracted orthodontic activity (UOA)	0
Carry forward orthodontic activity (UOA)	0
Baseline contract value	£326,098.41

ACCESS*

Patients seen in 24 months	Total	Change since previous quarter
Quarter ending September 2017	5,071	
Quarter ending December 2017	5,218	↑
Quarter ending March 2018	5,217	→
Quarter ending June 2018	5,081	↓
Quarter ending September 2018	5,067	→
Variance since September 2017	(0.1%)	→



ACTIVITY



Adjusted Scheduled Activity (UDA)		
Month	2018	2019
April	52	216
May	1,299	1,072
June	2,387	1,802
July	3,835	3,428
August	5,087	5,149
September	6,007	6,168
October	7,180	
November	8,676	
December	10,134	
January	11,298	
February	12,278	
March	13,509	
April	13,911	
May	13,913	
June	13,919	

QUALITY

	Quantity	Base Number	Contract	AT	Region	England
% of FP17s for the same patient ID Re-attending within 3 months - Children	62	936	6.6%	9.9%	11.4%	11.6%
% of FP17s for the same patient ID Re-attending within 3 months - Adults	275	2,674	10.3%	13.8%	15.0%	15.5%
% of FP17s for the same patient ID Re-attending between 3 & 9 months - Children	551	936	58.9%	61.9%	59.9%	58.8%
% of FP17s for the same patient ID Re-attending between 3 & 9 months - Adults	1,619	2,674	60.5%	55.1%	52.0%	51.1%
% of FP17s for Band 1 Urgent Courses	233	3,418	6.8%	6.9%	8.0%	9.0%
% of FP17s Relating to Free Repair or Replacements	52	3,418	1.5%	0.8%	0.8%	0.8%
% of FP17s Relating to Continuations	3	3,418	0.1%	1.1%	0.9%	0.9%
% of Patients satisfied with the dentistry they have received	2	2	N/A	93.0%	93.5%	93.3%
% of Patients satisfied with the time they had to wait for an appointment	2	2	N/A	88.5%	89.1%	88.9%

* This is based on patients treated on this contract for their most recent course of treatment. Figures in italics indicate the base number of FP17s or Patient Questionnaire responses are less than 100. N/A is shown where the base number of responses is less than 10 during the period. % is calculated as Quantity/Base number*100

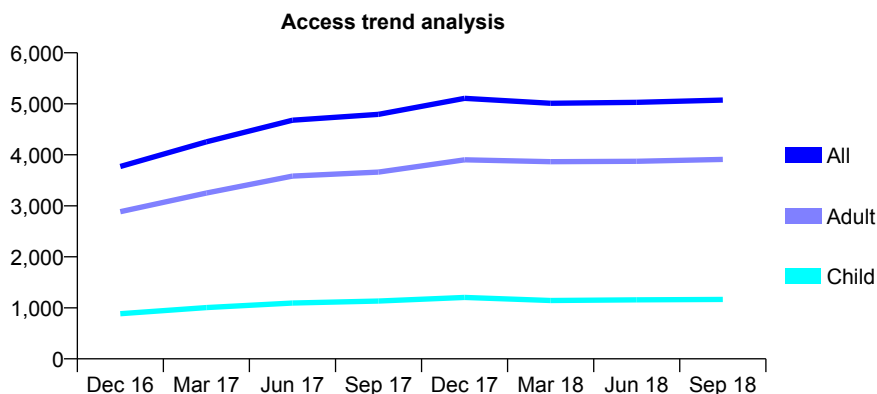
Q55 - Vital Signs At a Glance Contract Report for 101362/0007 - September 2018

Name or company name	Rodericks Dental Limited
Contract type name	GDS Contract
Purpose of contract	General
Contract start date	28/07/2008
Contract end date	

18/19 Contracted general activity (UDA)	12,792
Carry forward general activity (UDA)	0
18/19 Contracted orthodontic activity (UOA)	0
Carry forward orthodontic activity (UOA)	0
Baseline contract value	£316,858.50

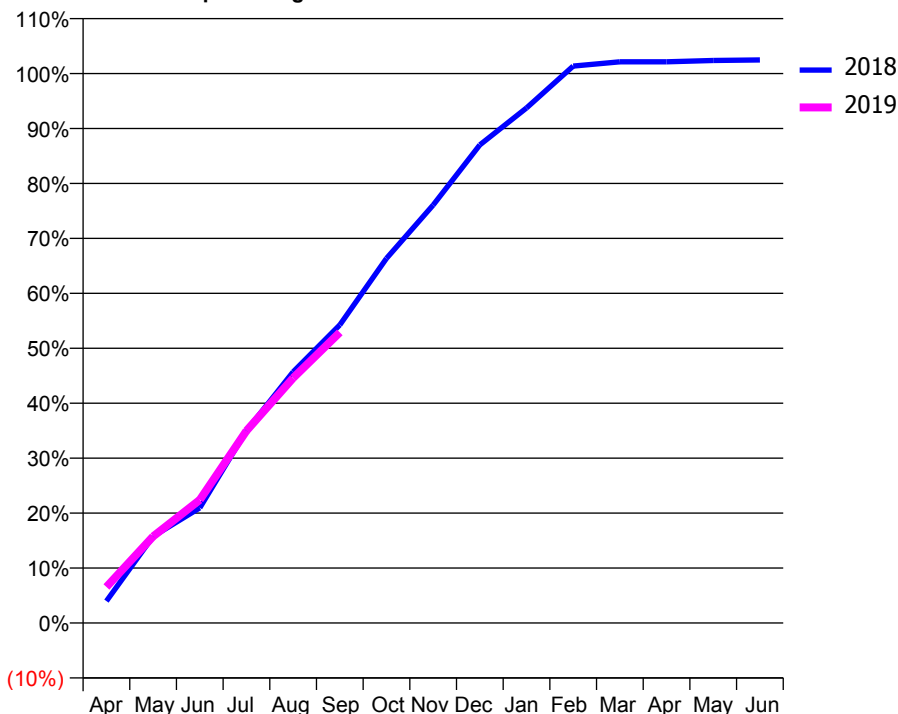
ACCESS*

Patients seen in 24 months	Total	Change since previous quarter
Quarter ending September 2017	4,794	
Quarter ending December 2017	5,106	↑
Quarter ending March 2018	5,011	↓
Quarter ending June 2018	5,030	→
Quarter ending September 2018	5,074	→
Variance since September 2017	5.8%	↑



ACTIVITY

Cumulative percentage of contracted UDA delivered 2018 & 2019



Adjusted Scheduled Activity (UDA)

Month	2018	2019
April	490	841
May	1,936	2,017
June	2,577	2,866
July	4,304	4,475
August	5,617	5,705
September	6,668	6,765
October	8,157	
November	9,351	
December	10,696	
January	11,522	
February	12,459	
March	12,554	
April	12,554	
May	12,584	
June	12,594	

QUALITY

	Quantity	Base Number	Contract	AT	Region	England
% of FP17s for the same patient ID Re-attending within 3 months - Children	42	929	4.5%	9.9%	11.4%	11.6%
% of FP17s for the same patient ID Re-attending within 3 months - Adults	302	2,862	10.6%	13.8%	15.0%	15.5%
% of FP17s for the same patient ID Re-attending between 3 & 9 months - Children	562	929	60.5%	61.9%	59.9%	58.8%
% of FP17s for the same patient ID Re-attending between 3 & 9 months - Adults	1,669	2,862	58.3%	55.1%	52.0%	51.1%
% of FP17s for Band 1 Urgent Courses	284	3,769	7.5%	6.9%	8.0%	9.0%
% of FP17s Relating to Free Repair or Replacements	58	3,769	1.5%	0.8%	0.8%	0.8%
% of FP17s Relating to Continuations	8	3,769	0.2%	1.1%	0.9%	0.9%
% of Patients satisfied with the dentistry they have received	1	1	N/A	93.0%	93.5%	93.3%
% of Patients satisfied with the time they had to wait for an appointment	1	1	N/A	88.5%	89.1%	88.9%

* This is based on patients treated on this contract for their most recent course of treatment. Figures in italics indicate the base number of FP17s or Patient Questionnaire responses are less than 100. N/A is shown where the base number of responses is less than 10 during the period. % is calculated as Quantity/Base number*100

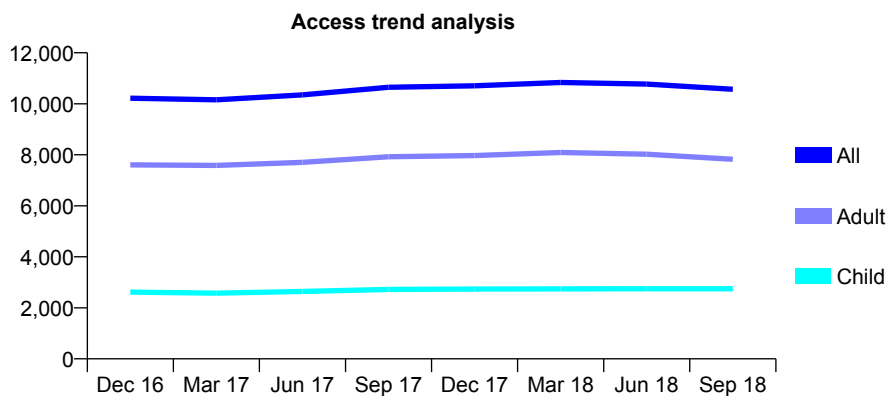
Q55 - Vital Signs At a Glance Contract Report for 101362/0008 - September 2018

Name or company name	Rodericks Dental Limited
Contract type name	GDS Contract
Purpose of contract	General
Contract start date	01/04/2008
Contract end date	

18/19 Contracted general activity (UDA)	26,370
Carry forward general activity (UDA)	0
18/19 Contracted orthodontic activity (UOA)	0
Carry forward orthodontic activity (UOA)	0
Baseline contract value	£608,354.99

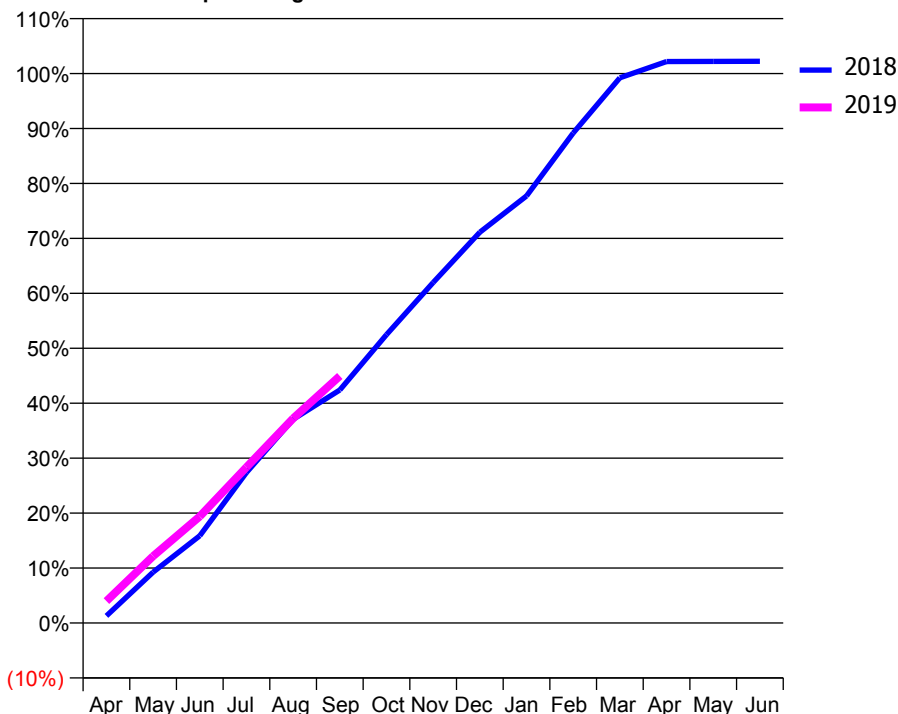
ACCESS*

Patients seen in 24 months	Total	Change since previous quarter
Quarter ending September 2017	10,646	
Quarter ending December 2017	10,708	→
Quarter ending March 2018	10,838	→
Quarter ending June 2018	10,772	→
Quarter ending September 2018	10,572	↓
Variance since September 2017	(0.7%)	→



ACTIVITY

Cumulative percentage of contracted UDA delivered 2018 & 2019



Month	Adjusted Scheduled Activity (UDA)	
	2018	2019
April	345	1,051
May	2,440	3,206
June	4,191	5,113
July	7,224	7,474
August	9,774	9,817
September	11,184	11,852
October	13,841	
November	16,342	
December	18,755	
January	20,492	
February	23,516	
March	26,162	
April	26,943	
May	26,953	
June	26,958	

QUALITY

	Quantity	Base Number	Contract	AT	Region	England
% of FP17s for the same patient ID Re-attending within 3 months - Children	115	2,264	5.1%	9.9%	11.4%	11.6%
% of FP17s for the same patient ID Re-attending within 3 months - Adults	535	5,735	9.3%	13.8%	15.0%	15.5%
% of FP17s for the same patient ID Re-attending between 3 & 9 months - Children	1,653	2,264	73.0%	61.9%	59.9%	58.8%
% of FP17s for the same patient ID Re-attending between 3 & 9 months - Adults	3,861	5,735	67.3%	55.1%	52.0%	51.1%
% of FP17s for Band 1 Urgent Courses	260	7,552	3.4%	6.9%	8.0%	9.0%
% of FP17s Relating to Free Repair or Replacements	71	7,552	0.9%	0.8%	0.8%	0.8%
% of FP17s Relating to Continuations	23	7,552	0.3%	1.1%	0.9%	0.9%
% of Patients satisfied with the dentistry they have received	4	5	N/A	93.0%	93.5%	93.3%
% of Patients satisfied with the time they had to wait for an appointment	4	5	N/A	88.5%	89.1%	88.9%

* This is based on patients treated on this contract for their most recent course of treatment. Figures in italics indicate the base number of FP17s or Patient Questionnaire responses are less than 100. N/A is shown where the base number of responses is less than 10 during the period. % is calculated as Quantity/Base number*100

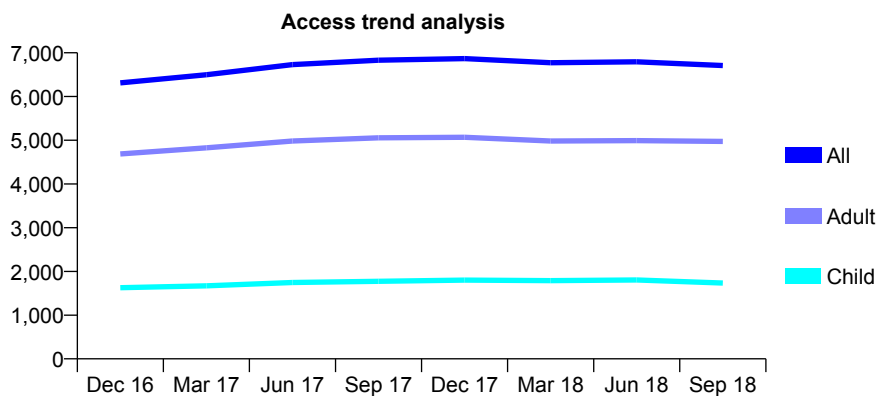
Q55 - Vital Signs At a Glance Contract Report for 101362/0014 - September 2018

Name or company name	Rodericks Dental Limited
Contract type name	GDS Contract
Purpose of contract	General
Contract start date	05/02/2009
Contract end date	

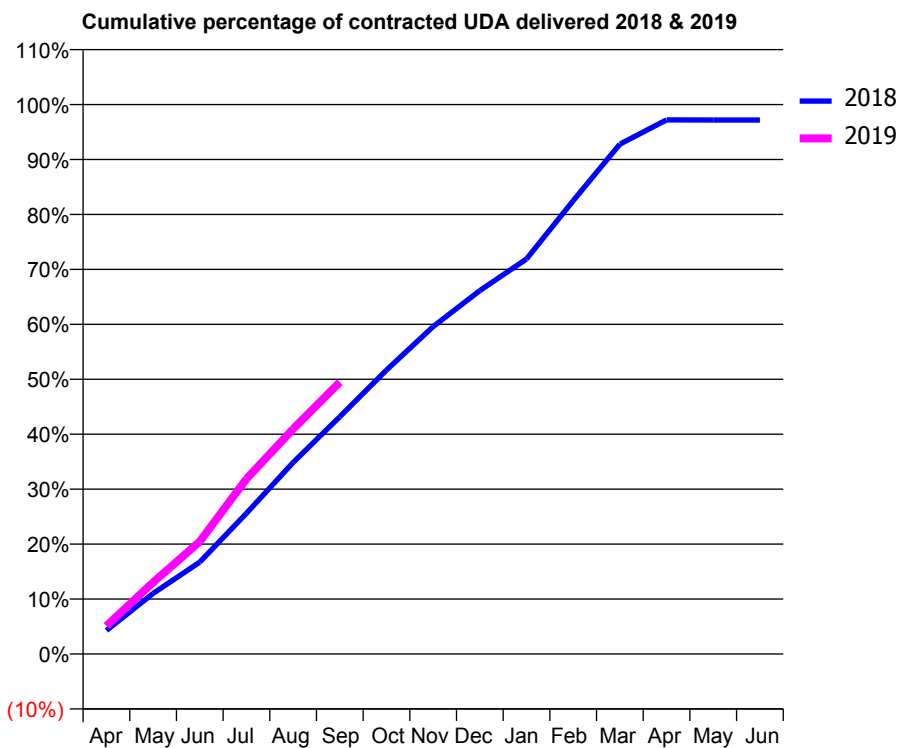
18/19 Contracted general activity (UDA)	15,400
Carry forward general activity (UDA)	0
18/19 Contracted orthodontic activity (UOA)	0
Carry forward orthodontic activity (UOA)	0
Baseline contract value	£357,070.51

ACCESS*

Patients seen in 24 months	Total	Change since previous quarter
Quarter ending September 2017	6,830	
Quarter ending December 2017	6,868	→
Quarter ending March 2018	6,772	↓
Quarter ending June 2018	6,794	→
Quarter ending September 2018	6,708	↓
Variance since September 2017	(1.8%)	↓



ACTIVITY



Month	Adjusted Scheduled Activity (UDA)	
	2018	2019
April	661	785
May	1,699	2,008
June	2,575	3,152
July	3,944	4,910
August	5,367	6,307
September	6,651	7,616
October	7,959	
November	9,178	
December	10,184	
January	11,070	
February	12,705	
March	14,288	
April	14,969	
May	14,965	
June	14,964	

QUALITY

	Quantity	Base Number	Contract	AT	Region	England
% of FP17s for the same patient ID Re-attending within 3 months - Children	82	1,140	7.2%	9.9%	11.4%	11.6%
% of FP17s for the same patient ID Re-attending within 3 months - Adults	436	3,342	13.0%	13.8%	15.0%	15.5%
% of FP17s for the same patient ID Re-attending between 3 & 9 months - Children	589	1,140	51.7%	61.9%	59.9%	58.8%
% of FP17s for the same patient ID Re-attending between 3 & 9 months - Adults	1,497	3,342	44.8%	55.1%	52.0%	51.1%
% of FP17s for Band 1 Urgent Courses	298	4,150	7.2%	6.9%	8.0%	9.0%
% of FP17s Relating to Free Repair or Replacements	27	4,150	0.7%	0.8%	0.8%	0.8%
% of FP17s Relating to Continuations	32	4,150	0.8%	1.1%	0.9%	0.9%
% of Patients satisfied with the dentistry they have received	3	3	N/A	93.0%	93.5%	93.3%
% of Patients satisfied with the time they had to wait for an appointment	3	3	N/A	88.5%	89.1%	88.9%

* This is based on patients treated on this contract for their most recent course of treatment. Figures in italics indicate the base number of FP17s or Patient Questionnaire responses are less than 100. N/A is shown where the base number of responses is less than 10 during the period. % is calculated as Quantity/Base number*100

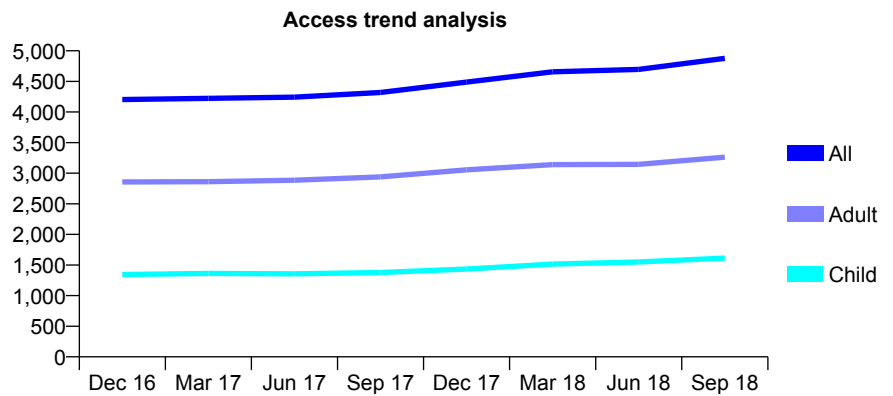
Q55 - Vital Signs At a Glance Contract Report for 101362/0026 - September 2018

Name or company name	Rodericks Dental Limited
Contract type name	GDS Contract
Purpose of contract	General
Contract start date	16/11/2009
Contract end date	

18/19 Contracted general activity (UDA)	12,524
Carry forward general activity (UDA)	0
18/19 Contracted orthodontic activity (UOA)	0
Carry forward orthodontic activity (UOA)	0
Baseline contract value	£323,147.65

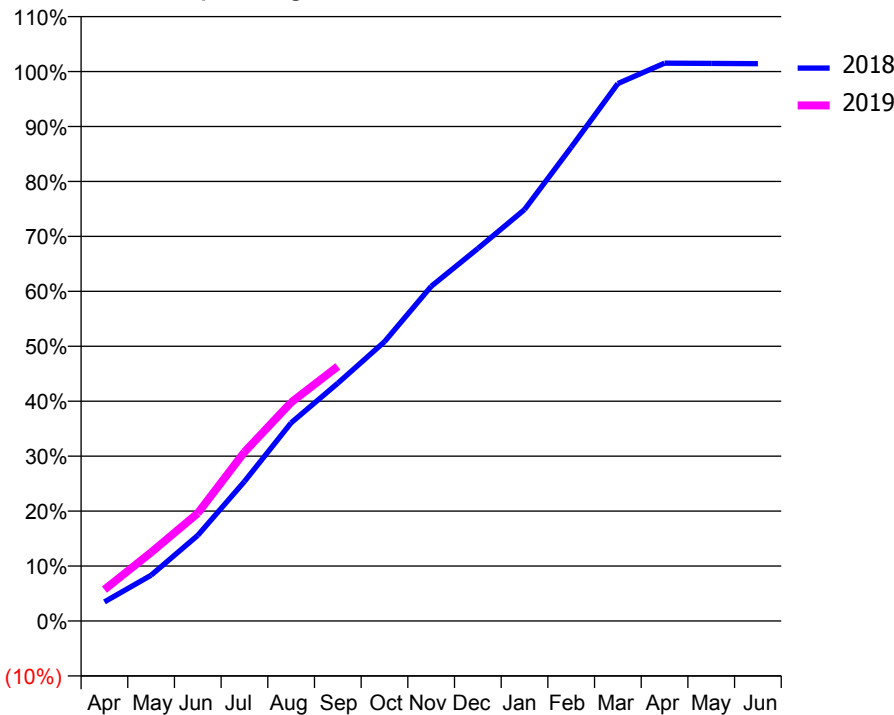
ACCESS*

Patients seen in 24 months	Total	Change since previous quarter
Quarter ending September 2017	4,319	
Quarter ending December 2017	4,490	↑
Quarter ending March 2018	4,657	↑
Quarter ending June 2018	4,695	→
Quarter ending September 2018	4,876	↑
Variance since September 2017	12.9%	↑



ACTIVITY

Cumulative percentage of contracted UDA delivered 2018 & 2019



Month	Adjusted Scheduled Activity (UDA)	
	2018	2019
April	436	716
May	1,043	1,563
June	1,953	2,457
July	3,181	3,852
August	4,517	4,982
September	5,421	5,804
October	6,366	
November	7,628	
December	8,491	
January	9,376	
February	10,797	
March	12,250	
April	12,714	
May	12,709	
June	12,703	

QUALITY

	Quantity	Base Number	Contract	AT	Region	England
% of FP17s for the same patient ID Re-attending within 3 months - Children	98	1,160	8.4%	9.9%	11.4%	11.6%
% of FP17s for the same patient ID Re-attending within 3 months - Adults	251	2,289	11.0%	13.8%	15.0%	15.5%
% of FP17s for the same patient ID Re-attending between 3 & 9 months - Children	696	1,160	60.0%	61.9%	59.9%	58.8%
% of FP17s for the same patient ID Re-attending between 3 & 9 months - Adults	1,374	2,289	60.0%	55.1%	52.0%	51.1%
% of FP17s for Band 1 Urgent Courses	282	3,217	8.8%	6.9%	8.0%	9.0%
% of FP17s Relating to Free Repair or Replacements	18	3,217	0.6%	0.8%	0.8%	0.8%
% of FP17s Relating to Continuations	10	3,217	0.3%	1.1%	0.9%	0.9%
% of Patients satisfied with the dentistry they have received	1	1	N/A	93.0%	93.5%	93.3%
% of Patients satisfied with the time they had to wait for an appointment	1	1	N/A	88.5%	89.1%	88.9%

* This is based on patients treated on this contract for their most recent course of treatment. Figures in italics indicate the base number of FP17s or Patient Questionnaire responses are less than 100. N/A is shown where the base number of responses is less than 10 during the period. % is calculated as Quantity/Base number*100

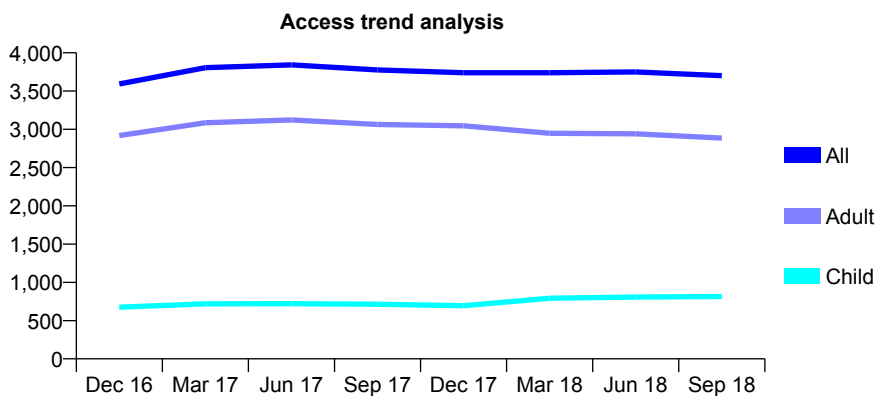
Q55 - Vital Signs At a Glance Contract Report for 101362/0027 - September 2018

Name or company name	Rodericks Dental Limited
Contract type name	GDS Contract
Purpose of contract	General
Contract start date	13/01/2010
Contract end date	

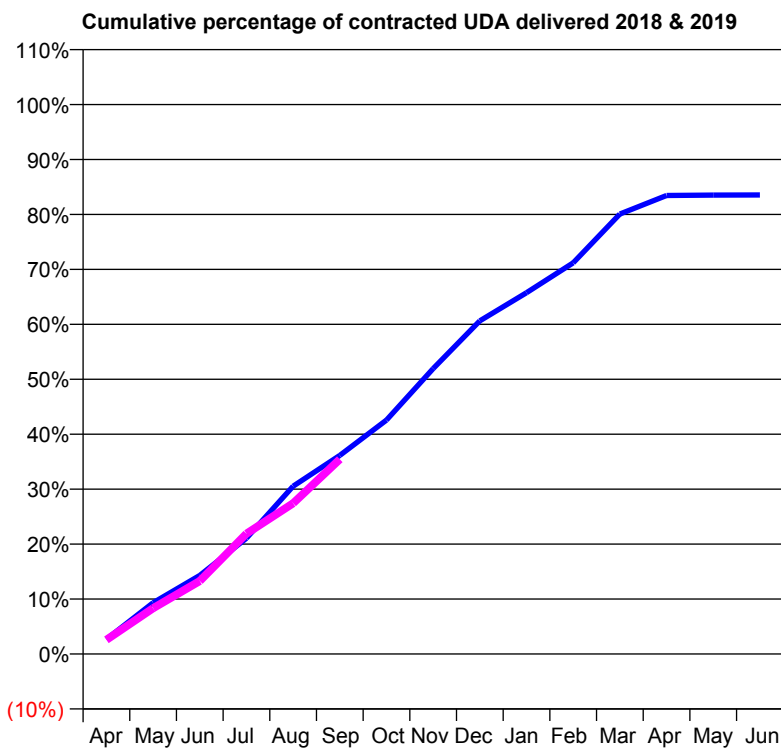
18/19 Contracted general activity (UDA)	12,042
Carry forward general activity (UDA)	0
18/19 Contracted orthodontic activity (UOA)	0
Carry forward orthodontic activity (UOA)	0
Baseline contract value	£310,725.55

ACCESS*

Patients seen in 24 months	Total	Change since previous quarter
Quarter ending September 2017	3,776	
Quarter ending December 2017	3,740	→
Quarter ending March 2018	3,740	→
Quarter ending June 2018	3,750	→
Quarter ending September 2018	3,701	↓
Variance since September 2017	(2.0%)	↓



ACTIVITY



Month	Adjusted Scheduled Activity (UDA)	
	2018	2019
April	327	311
May	1,123	1,004
June	1,724	1,599
July	2,539	2,638
August	3,679	3,305
September	4,354	4,267
October	5,128	
November	6,256	
December	7,300	
January	7,917	
February	8,571	
March	9,641	
April	10,049	
May	10,055	
June	10,058	

QUALITY

	Quantity	Base Number	Contract	AT	Region	England
% of FP17s for the same patient ID Re-attending within 3 months - Children	52	559	9.3%	9.9%	11.4%	11.6%
% of FP17s for the same patient ID Re-attending within 3 months - Adults	245	1,864	13.1%	13.8%	15.0%	15.5%
% of FP17s for the same patient ID Re-attending between 3 & 9 months - Children	330	559	59.0%	61.9%	59.9%	58.8%
% of FP17s for the same patient ID Re-attending between 3 & 9 months - Adults	946	1,864	50.8%	55.1%	52.0%	51.1%
% of FP17s for Band 1 Urgent Courses	144	2,218	6.5%	6.9%	8.0%	9.0%
% of FP17s Relating to Free Repair or Replacements	13	2,218	0.6%	0.8%	0.8%	0.8%
% of FP17s Relating to Continuations	6	2,218	0.3%	1.1%	0.9%	0.9%
% of Patients satisfied with the dentistry they have received	1	1	N/A	93.0%	93.5%	93.3%
% of Patients satisfied with the time they had to wait for an appointment	1	1	N/A	88.5%	89.1%	88.9%

* This is based on patients treated on this contract for their most recent course of treatment. Figures in italics indicate the base number of FP17s or Patient Questionnaire responses are less than 100. N/A is shown where the base number of responses is less than 10 during the period. % is calculated as Quantity/Base number*100

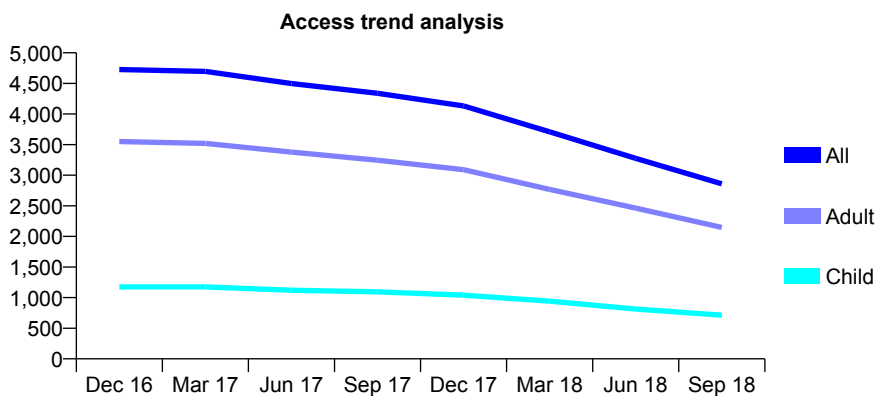
Q55 - Vital Signs At a Glance Contract Report for 101370/0040 - September 2018

Name or company name	Petrie Tucker & Partners Ltd
Contract type name	GDS Contract
Purpose of contract	General
Contract start date	01/04/2006
Contract end date	

18/19 Contracted general activity (UDA)	15,000
Carry forward general activity (UDA)	0
18/19 Contracted orthodontic activity (UOA)	0
Carry forward orthodontic activity (UOA)	0
Baseline contract value	£350,684.14

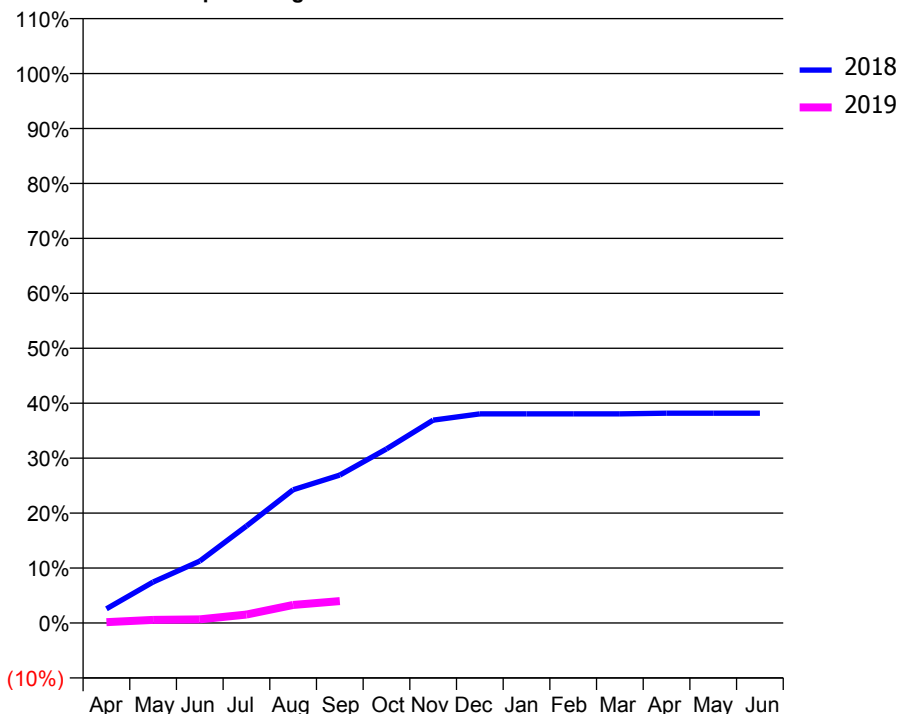
ACCESS*

Patients seen in 24 months	Total	Change since previous quarter
Quarter ending September 2017	4,339	
Quarter ending December 2017	4,131	↓
Quarter ending March 2018	3,710	↓
Quarter ending June 2018	3,276	↓
Quarter ending September 2018	2,860	↓
Variance since September 2017	(34.1%)	↓



ACTIVITY

Cumulative percentage of contracted UDA delivered 2018 & 2019



Adjusted Scheduled Activity (UDA)

Month	2018	2019
April	388	25
May	1,118	86
June	1,691	99
July	2,650	231
August	3,640	494
September	4,039	600
October	4,753	
November	5,538	
December	5,710	
January	5,710	
February	5,710	
March	5,710	
April	5,726	
May	5,726	
June	5,726	

QUALITY

	Quantity	Base Number	Contract	AT	Region	England
% of FP17s for the same patient ID Re-attending within 3 months - Children	2	89	2.2%	9.9%	11.4%	11.6%
% of FP17s for the same patient ID Re-attending within 3 months - Adults	12	271	4.4%	13.8%	15.0%	15.5%
% of FP17s for the same patient ID Re-attending between 3 & 9 months - Children	6	89	6.7%	61.9%	59.9%	58.8%
% of FP17s for the same patient ID Re-attending between 3 & 9 months - Adults	31	271	11.4%	55.1%	52.0%	51.1%
% of FP17s for Band 1 Urgent Courses	94	347	27.1%	6.9%	8.0%	9.0%
% of FP17s Relating to Free Repair or Replacements	0	347	0.0%	0.8%	0.8%	0.8%
% of FP17s Relating to Continuations	4	347	1.2%	1.1%	0.9%	0.9%
% of Patients satisfied with the dentistry they have received	1	1	N/A	93.0%	93.5%	93.3%
% of Patients satisfied with the time they had to wait for an appointment	1	1	N/A	88.5%	89.1%	88.9%

* This is based on patients treated on this contract for their most recent course of treatment. Figures in italics indicate the base number of FP17s or Patient Questionnaire responses are less than 100. N/A is shown where the base number of responses is less than 10 during the period. % is calculated as Quantity/Base number*100

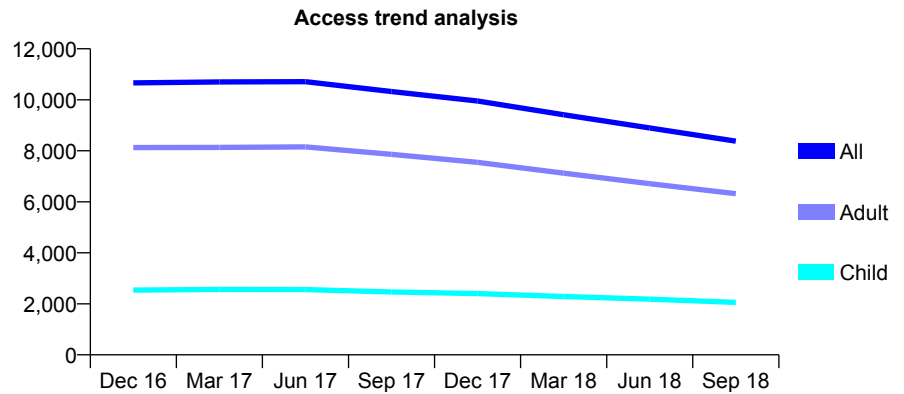
Q55 - Vital Signs At a Glance Contract Report for 101370/0071 - September 2018

Name or company name	Petrie Tucker & Partners Ltd
Contract type name	GDS Contract
Purpose of contract	General
Contract start date	01/07/2006
Contract end date	

18/19 Contracted general activity (UDA)	28,992
Carry forward general activity (UDA)	0
18/19 Contracted orthodontic activity (UOA)	0
Carry forward orthodontic activity (UOA)	0
Baseline contract value	£575,083.85

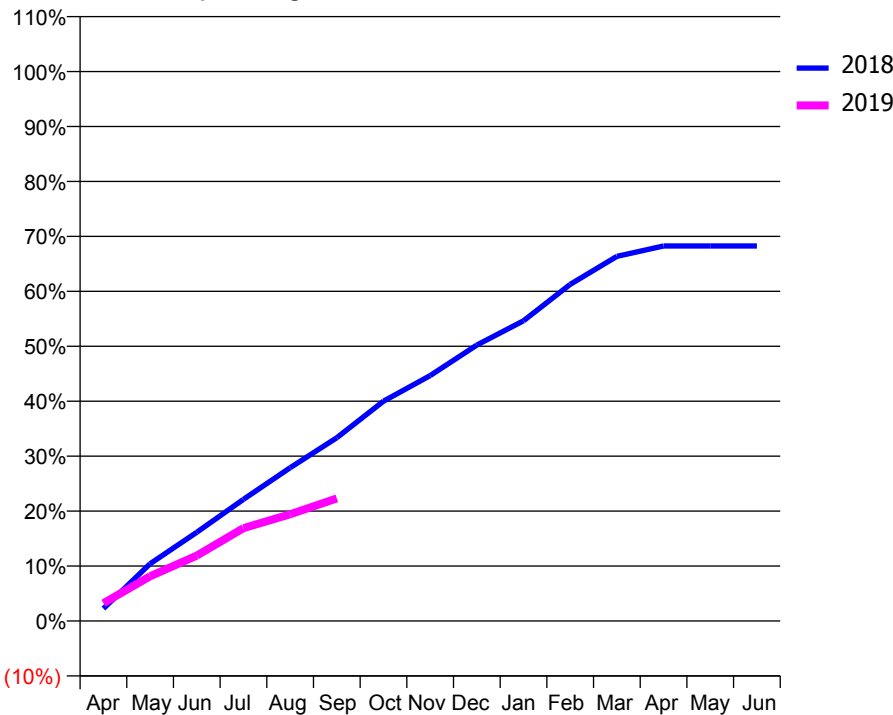
ACCESS*

Patients seen in 24 months	Total	Change since previous quarter
Quarter ending September 2017	10,325	
Quarter ending December 2017	9,954	↓
Quarter ending March 2018	9,415	↓
Quarter ending June 2018	8,897	↓
Quarter ending September 2018	8,379	↓
Variance since September 2017	(18.8%)	↓



ACTIVITY

Cumulative percentage of contracted UDA delivered 2018 & 2019



Adjusted Scheduled Activity (UDA)		
Month	2018	2019
April	659	937
May	3,020	2,359
June	4,682	3,452
July	6,418	4,898
August	8,087	5,631
September	9,670	6,468
October	11,595	
November	12,946	
December	14,561	
January	15,840	
February	17,764	
March	19,237	
April	19,788	
May	19,787	
June	19,787	

QUALITY

	Quantity	Base Number	Contract	AT	Region	England
% of FP17s for the same patient ID Re-attending within 3 months - Children	55	1,098	5.0%	9.9%	11.4%	11.6%
% of FP17s for the same patient ID Re-attending within 3 months - Adults	166	2,947	5.6%	13.8%	15.0%	15.5%
% of FP17s for the same patient ID Re-attending between 3 & 9 months - Children	560	1,098	51.0%	61.9%	59.9%	58.8%
% of FP17s for the same patient ID Re-attending between 3 & 9 months - Adults	1,590	2,947	54.0%	55.1%	52.0%	51.1%
% of FP17s for Band 1 Urgent Courses	58	3,662	1.6%	6.9%	8.0%	9.0%
% of FP17s Relating to Free Repair or Replacements	39	3,662	1.1%	0.8%	0.8%	0.8%
% of FP17s Relating to Continuations	39	3,662	1.1%	1.1%	0.9%	0.9%
% of Patients satisfied with the dentistry they have received	2	2	N/A	93.0%	93.5%	93.3%
% of Patients satisfied with the time they had to wait for an appointment	2	2	N/A	88.5%	89.1%	88.9%

* This is based on patients treated on this contract for their most recent course of treatment. Figures in italics indicate the base number of FP17s or Patient Questionnaire responses are less than 100. N/A is shown where the base number of responses is less than 10 during the period. % is calculated as Quantity/Base number*100

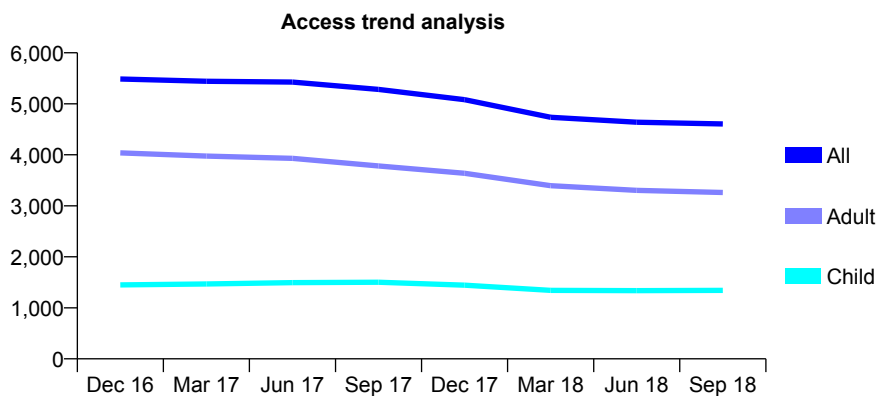
Q55 - Vital Signs At a Glance Contract Report for 101370/0076 - September 2018

Name or company name	Petrie Tucker & Partners Ltd
Contract type name	GDS Contract
Purpose of contract	General
Contract start date	01/04/2006
Contract end date	

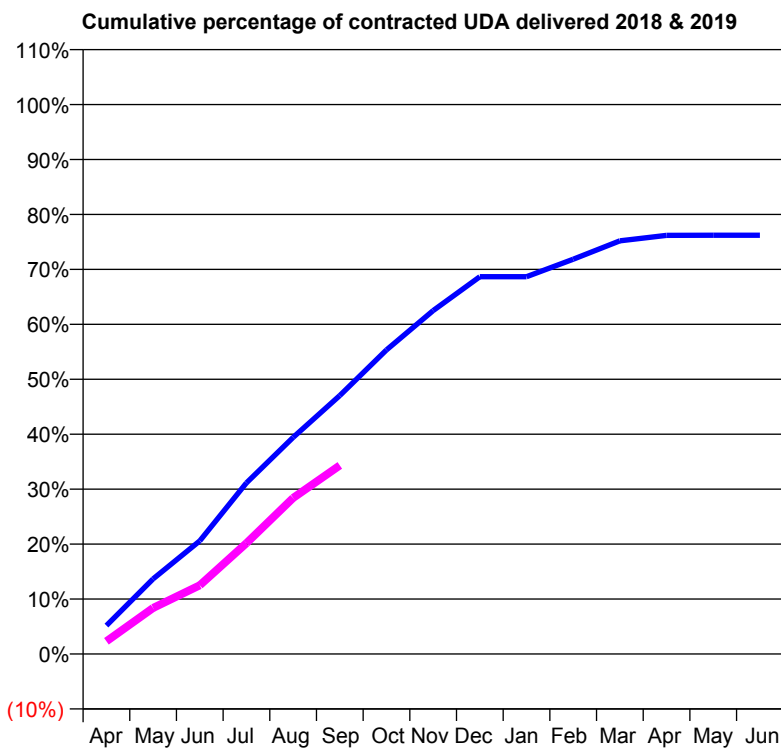
18/19 Contracted general activity (UDA)	18,058
Carry forward general activity (UDA)	0
18/19 Contracted orthodontic activity (UOA)	0
Carry forward orthodontic activity (UOA)	0
Baseline contract value	£492,073.14

ACCESS*

Patients seen in 24 months	Total	Change since previous quarter
Quarter ending September 2017	5,283	
Quarter ending December 2017	5,082	↓
Quarter ending March 2018	4,737	↓
Quarter ending June 2018	4,640	↓
Quarter ending September 2018	4,604	→
Variance since September 2017	(12.9%)	↓



ACTIVITY



Month	Adjusted Scheduled Activity (UDA)	
	2018	2019
April	937	421
May	2,471	1,516
June	3,720	2,258
July	5,623	3,643
August	7,120	5,130
September	8,493	6,198
October	9,992	
November	11,287	
December	12,399	
January	12,399	
February	12,975	
March	13,578	
April	13,758	
May	13,762	
June	13,764	

QUALITY

	Quantity	Base Number	Contract	AT	Region	England
% of FP17s for the same patient ID Re-attending within 3 months - Children	54	854	6.3%	9.9%	11.4%	11.6%
% of FP17s for the same patient ID Re-attending within 3 months - Adults	237	1,925	12.3%	13.8%	15.0%	15.5%
% of FP17s for the same patient ID Re-attending between 3 & 9 months - Children	235	854	27.5%	61.9%	59.9%	58.8%
% of FP17s for the same patient ID Re-attending between 3 & 9 months - Adults	645	1,925	33.5%	55.1%	52.0%	51.1%
% of FP17s for Band 1 Urgent Courses	137	2,629	5.2%	6.9%	8.0%	9.0%
% of FP17s Relating to Free Repair or Replacements	9	2,629	0.3%	0.8%	0.8%	0.8%
% of FP17s Relating to Continuations	54	2,629	2.1%	1.1%	0.9%	0.9%
% of Patients satisfied with the dentistry they have received	0	0	N/A	93.0%	93.5%	93.3%
% of Patients satisfied with the time they had to wait for an appointment	0	0	N/A	88.5%	89.1%	88.9%

* This is based on patients treated on this contract for their most recent course of treatment. Figures in italics indicate the base number of FP17s or Patient Questionnaire responses are less than 100. N/A is shown where the base number of responses is less than 10 during the period. % is calculated as Quantity/Base number*100

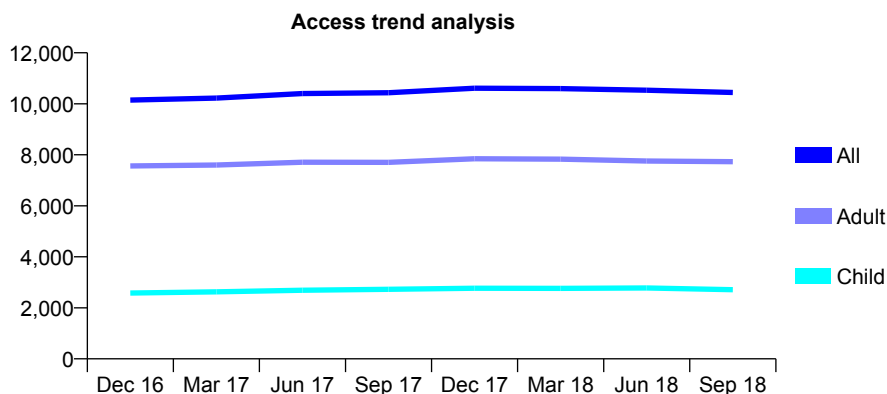
Q55 - Vital Signs At a Glance Contract Report for 101370/0077 - September 2018

Name or company name	Petrie Tucker & Partners Ltd
Contract type name	GDS Contract
Purpose of contract	General
Contract start date	01/04/2006
Contract end date	

18/19 Contracted general activity (UDA)	29,016
Carry forward general activity (UDA)	0
18/19 Contracted orthodontic activity (UOA)	0
Carry forward orthodontic activity (UOA)	0
Baseline contract value	£790,950.07

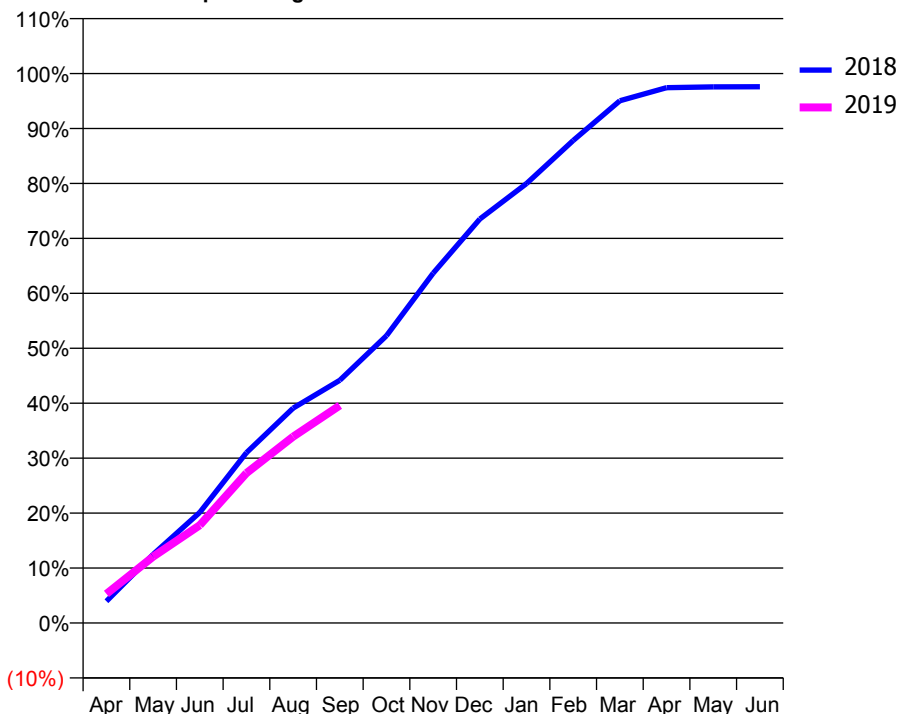
ACCESS*

Patients seen in 24 months	Total	Change since previous quarter
Quarter ending September 2017	10,433	
Quarter ending December 2017	10,612	→
Quarter ending March 2018	10,595	→
Quarter ending June 2018	10,535	→
Quarter ending September 2018	10,442	→
Variance since September 2017	0.1%	→



ACTIVITY

Cumulative percentage of contracted UDA delivered 2018 & 2019



Month	Adjusted Scheduled Activity (UDA)	
	2018	2019
April	1,151	1,535
May	3,625	3,502
June	5,840	5,164
July	8,996	7,916
August	11,347	9,837
September	12,819	11,488
October	15,167	
November	18,472	
December	21,333	
January	23,203	
February	25,479	
March	27,575	
April	28,271	
May	28,313	
June	28,318	

QUALITY

	Quantity	Base Number	Contract	AT	Region	England
% of FP17s for the same patient ID Re-attending within 3 months - Children	54	1,545	3.5%	9.9%	11.4%	11.6%
% of FP17s for the same patient ID Re-attending within 3 months - Adults	287	4,050	7.1%	13.8%	15.0%	15.5%
% of FP17s for the same patient ID Re-attending between 3 & 9 months - Children	813	1,545	52.6%	61.9%	59.9%	58.8%
% of FP17s for the same patient ID Re-attending between 3 & 9 months - Adults	2,125	4,050	52.5%	55.1%	52.0%	51.1%
% of FP17s for Band 1 Urgent Courses	227	5,188	4.4%	6.9%	8.0%	9.0%
% of FP17s Relating to Free Repair or Replacements	11	5,188	0.2%	0.8%	0.8%	0.8%
% of FP17s Relating to Continuations	26	5,188	0.5%	1.1%	0.9%	0.9%
% of Patients satisfied with the dentistry they have received	4	4	N/A	93.0%	93.5%	93.3%
% of Patients satisfied with the time they had to wait for an appointment	4	4	N/A	88.5%	89.1%	88.9%

* This is based on patients treated on this contract for their most recent course of treatment. Figures in italics indicate the base number of FP17s or Patient Questionnaire responses are less than 100. N/A is shown where the base number of responses is less than 10 during the period. % is calculated as Quantity/Base number*100

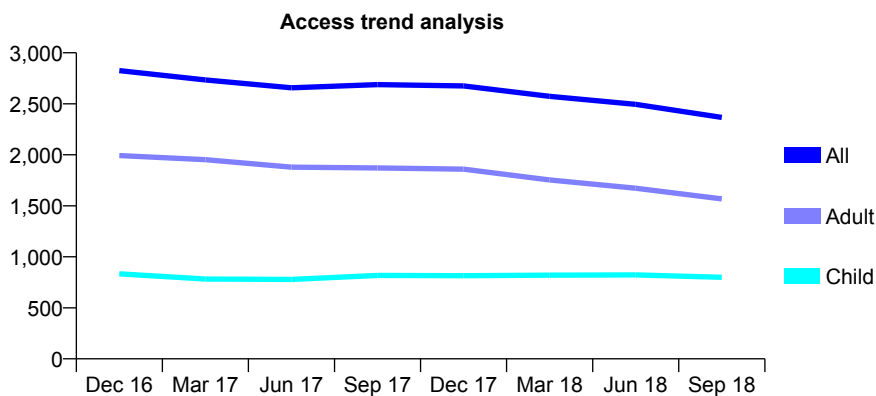
Q55 - Vital Signs At a Glance Contract Report for 101370/0078 - September 2018

Name or company name	Petrie Tucker & Partners Ltd
Contract type name	GDS Contract
Purpose of contract	General
Contract start date	01/04/2006
Contract end date	

18/19 Contracted general activity (UDA)	8,386
Carry forward general activity (UDA)	0
18/19 Contracted orthodontic activity (UOA)	0
Carry forward orthodontic activity (UOA)	0
Baseline contract value	£326,386.22

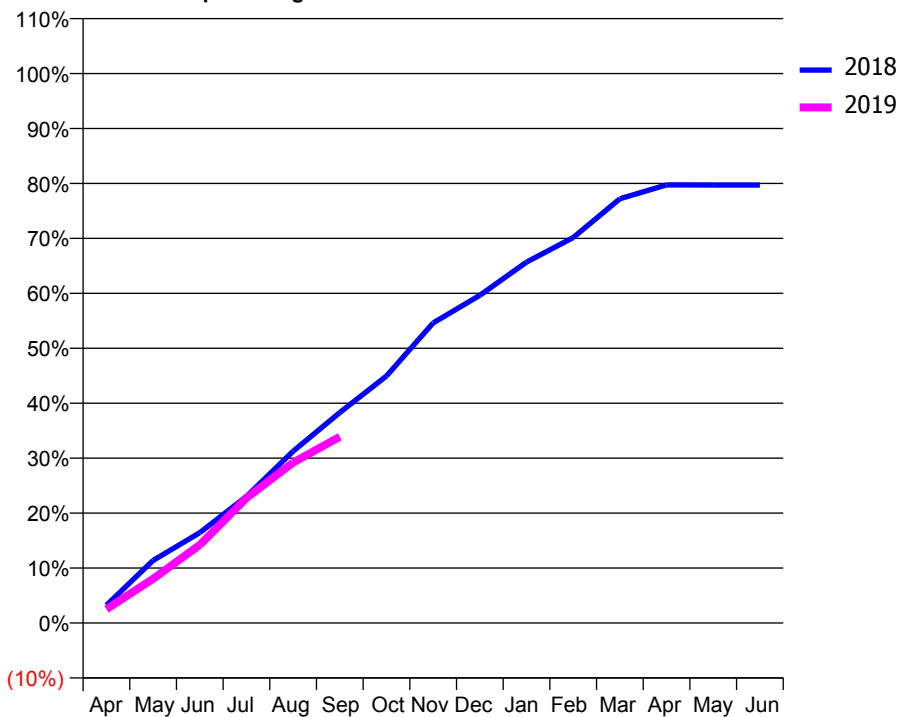
ACCESS*

Patients seen in 24 months	Total	Change since previous quarter
Quarter ending September 2017	2,688	
Quarter ending December 2017	2,675	→
Quarter ending March 2018	2,573	↓
Quarter ending June 2018	2,495	↓
Quarter ending September 2018	2,367	↓
Variance since September 2017	(11.9%)	↓



ACTIVITY

Cumulative percentage of contracted UDA delivered 2018 & 2019



Month	Adjusted Scheduled Activity (UDA)	
	2018	2019
April	272	210
May	956	674
June	1,379	1,192
July	1,932	1,907
August	2,621	2,449
September	3,213	2,841
October	3,771	
November	4,580	
December	5,002	
January	5,509	
February	5,883	
March	6,474	
April	6,686	
May	6,685	
June	6,685	

QUALITY

	Quantity	Base Number	Contract	AT	Region	England
% of FP17s for the same patient ID Re-attending within 3 months - Children	20	407	4.9%	9.9%	11.4%	11.6%
% of FP17s for the same patient ID Re-attending within 3 months - Adults	121	733	16.5%	13.8%	15.0%	15.5%
% of FP17s for the same patient ID Re-attending between 3 & 9 months - Children	142	407	34.9%	61.9%	59.9%	58.8%
% of FP17s for the same patient ID Re-attending between 3 & 9 months - Adults	263	733	35.9%	55.1%	52.0%	51.1%
% of FP17s for Band 1 Urgent Courses	0	1,074	0.0%	6.9%	8.0%	9.0%
% of FP17s Relating to Free Repair or Replacements	6	1,074	0.6%	0.8%	0.8%	0.8%
% of FP17s Relating to Continuations	56	1,074	5.2%	1.1%	0.9%	0.9%
% of Patients satisfied with the dentistry they have received	0	0	N/A	93.0%	93.5%	93.3%
% of Patients satisfied with the time they had to wait for an appointment	0	0	N/A	88.5%	89.1%	88.9%

* This is based on patients treated on this contract for their most recent course of treatment. Figures in italics indicate the base number of FP17s or Patient Questionnaire responses are less than 100. N/A is shown where the base number of responses is less than 10 during the period. % is calculated as Quantity/Base number*100

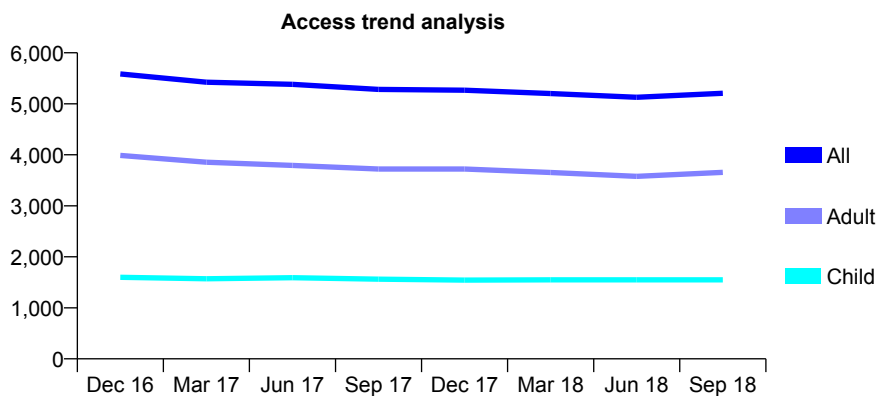
Q55 - Vital Signs At a Glance Contract Report for 101370/0079 - September 2018

Name or company name	Petrie Tucker & Partners Ltd
Contract type name	GDS Contract
Purpose of contract	General
Contract start date	01/04/2006
Contract end date	

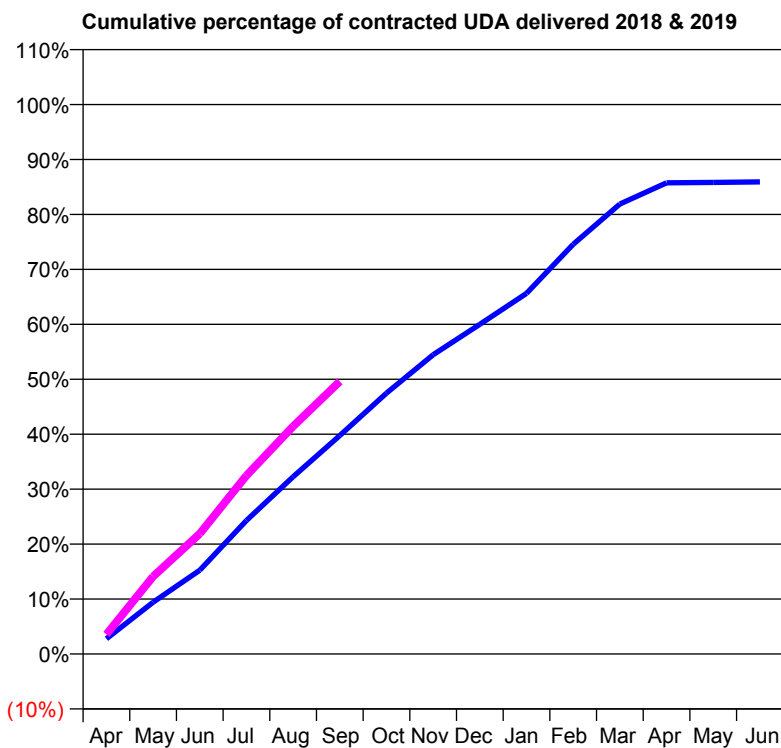
18/19 Contracted general activity (UDA)	14,432
Carry forward general activity (UDA)	0
18/19 Contracted orthodontic activity (UOA)	0
Carry forward orthodontic activity (UOA)	0
Baseline contract value	£392,567.17

ACCESS*

Patients seen in 24 months	Total	Change since previous quarter
Quarter ending September 2017	5,283	
Quarter ending December 2017	5,266	→
Quarter ending March 2018	5,202	↓
Quarter ending June 2018	5,128	↓
Quarter ending September 2018	5,206	→
Variance since September 2017	(1.5%)	↓



ACTIVITY



Month	Adjusted Scheduled Activity (UDA)	
	2018	2019
April	402	516
May	1,360	2,035
June	2,203	3,159
July	3,506	4,686
August	4,657	5,979
September	5,739	7,160
October	6,853	
November	7,859	
December	8,659	
January	9,471	
February	10,761	
March	11,819	
April	12,375	
May	12,387	
June	12,399	

QUALITY

	Quantity	Base Number	Contract	AT	Region	England
% of FP17s for the same patient ID Re-attending within 3 months - Children	37	892	4.1%	9.9%	11.4%	11.6%
% of FP17s for the same patient ID Re-attending within 3 months - Adults	146	2,012	7.3%	13.8%	15.0%	15.5%
% of FP17s for the same patient ID Re-attending between 3 & 9 months - Children	354	892	39.7%	61.9%	59.9%	58.8%
% of FP17s for the same patient ID Re-attending between 3 & 9 months - Adults	743	2,012	36.9%	55.1%	52.0%	51.1%
% of FP17s for Band 1 Urgent Courses	98	2,683	3.7%	6.9%	8.0%	9.0%
% of FP17s Relating to Free Repair or Replacements	14	2,683	0.5%	0.8%	0.8%	0.8%
% of FP17s Relating to Continuations	24	2,683	0.9%	1.1%	0.9%	0.9%
% of Patients satisfied with the dentistry they have received	1	1	N/A	93.0%	93.5%	93.3%
% of Patients satisfied with the time they had to wait for an appointment	0	1	N/A	88.5%	89.1%	88.9%

* This is based on patients treated on this contract for their most recent course of treatment. Figures in italics indicate the base number of FP17s or Patient Questionnaire responses are less than 100. N/A is shown where the base number of responses is less than 10 during the period. % is calculated as Quantity/Base number*100

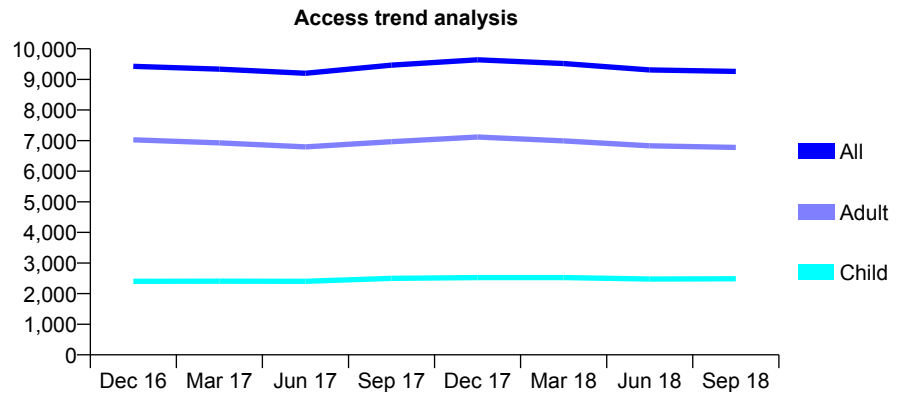
Q55 - Vital Signs At a Glance Contract Report for 101370/0080 - September 2018

Name or company name	Petrie Tucker & Partners Ltd
Contract type name	GDS Contract
Purpose of contract	General
Contract start date	01/04/2006
Contract end date	

18/19 Contracted general activity (UDA)	52,053
Carry forward general activity (UDA)	0
18/19 Contracted orthodontic activity (UOA)	0
Carry forward orthodontic activity (UOA)	0
Baseline contract value	£1,327,095.47

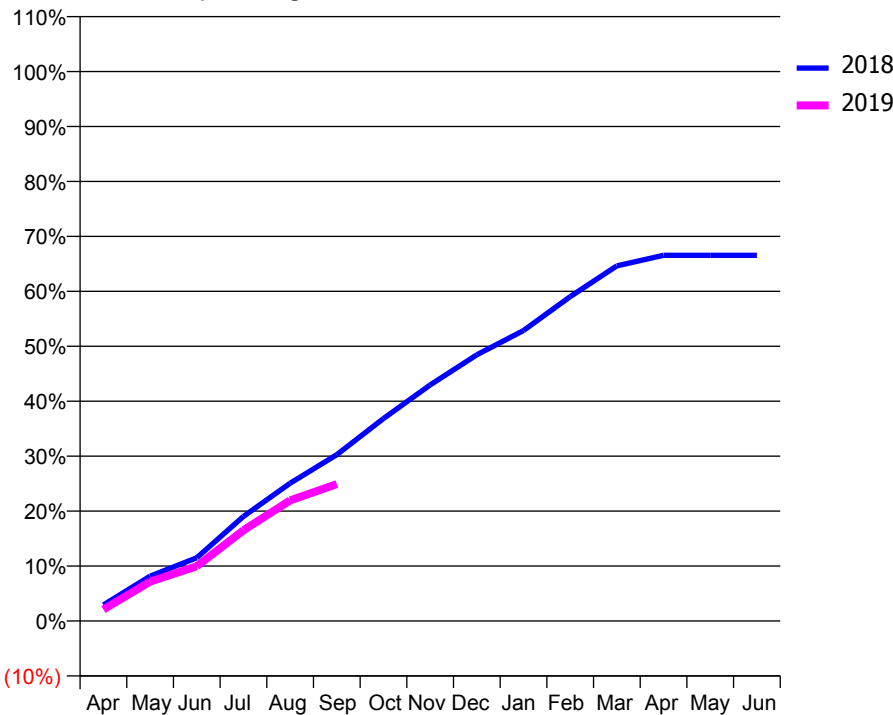
ACCESS*

Patients seen in 24 months	Total	Change since previous quarter
Quarter ending September 2017	9,466	
Quarter ending December 2017	9,642	→
Quarter ending March 2018	9,518	↓
Quarter ending June 2018	9,309	↓
Quarter ending September 2018	9,263	→
Variance since September 2017	(2.1%)	↓



ACTIVITY

Cumulative percentage of contracted UDA delivered 2018 & 2019



Month	Adjusted Scheduled Activity (UDA)	
	2018	2019
April	1,526	1,087
May	4,255	3,728
June	5,993	5,191
July	9,908	8,599
August	13,058	11,425
September	15,760	12,964
October	19,183	
November	22,360	
December	25,215	
January	27,521	
February	30,731	
March	33,646	
April	34,639	
May	34,643	
June	34,642	

QUALITY

	Quantity	Base Number	Contract	AT	Region	England
% of FP17s for the same patient ID Re-attending within 3 months - Children	131	1,256	10.4%	9.9%	11.4%	11.6%
% of FP17s for the same patient ID Re-attending within 3 months - Adults	690	3,432	20.1%	13.8%	15.0%	15.5%
% of FP17s for the same patient ID Re-attending between 3 & 9 months - Children	472	1,256	37.6%	61.9%	59.9%	58.8%
% of FP17s for the same patient ID Re-attending between 3 & 9 months - Adults	1,211	3,432	35.3%	55.1%	52.0%	51.1%
% of FP17s for Band 1 Urgent Courses	608	4,318	14.1%	6.9%	8.0%	9.0%
% of FP17s Relating to Free Repair or Replacements	14	4,318	0.3%	0.8%	0.8%	0.8%
% of FP17s Relating to Continuations	111	4,318	2.6%	1.1%	0.9%	0.9%
% of Patients satisfied with the dentistry they have received	6	6	N/A	93.0%	93.5%	93.3%
% of Patients satisfied with the time they had to wait for an appointment	6	6	N/A	88.5%	89.1%	88.9%

* This is based on patients treated on this contract for their most recent course of treatment. Figures in italics indicate the base number of FP17s or Patient Questionnaire responses are less than 100. N/A is shown where the base number of responses is less than 10 during the period. % is calculated as Quantity/Base number*100

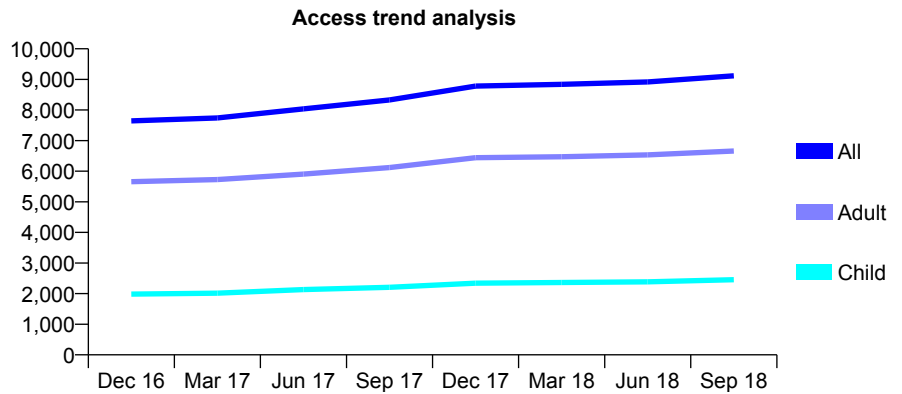
Q55 - Vital Signs At a Glance Contract Report for 101370/0091 - September 2018

Name or company name	Petrie Tucker & Partners Ltd
Contract type name	GDS Contract
Purpose of contract	General
Contract start date	01/04/2007
Contract end date	

18/19 Contracted general activity (UDA)	27,705
Carry forward general activity (UDA)	0
18/19 Contracted orthodontic activity (UOA)	0
Carry forward orthodontic activity (UOA)	0
Baseline contract value	£796,902.06

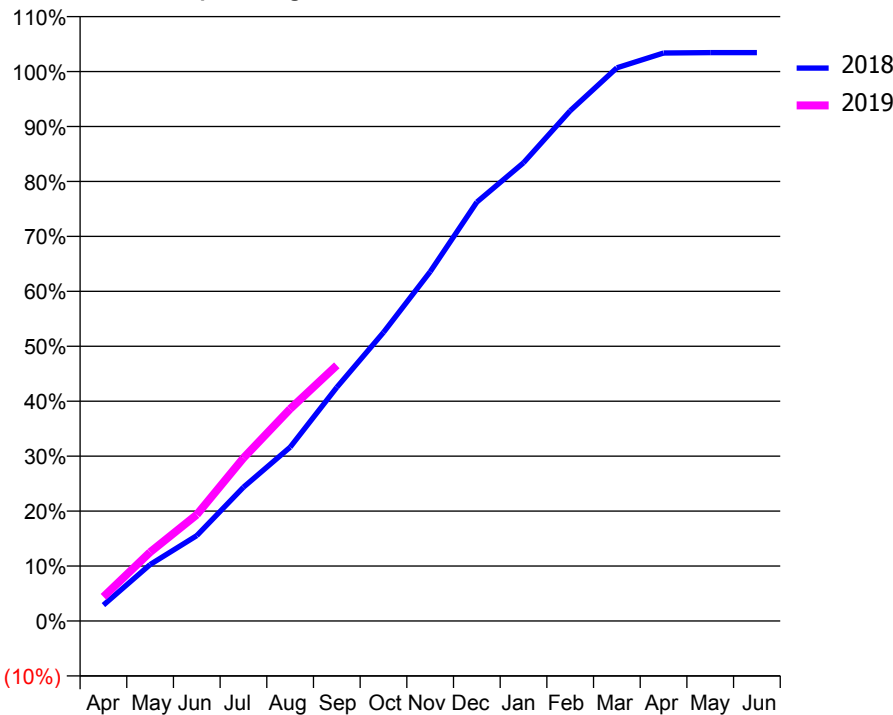
ACCESS*

Patients seen in 24 months	Total	Change since previous quarter
Quarter ending September 2017	8,331	
Quarter ending December 2017	8,784	↑
Quarter ending March 2018	8,840	→
Quarter ending June 2018	8,919	→
Quarter ending September 2018	9,118	↑
Variance since September 2017	9.4%	↑



ACTIVITY

Cumulative percentage of contracted UDA delivered 2018 & 2019



Month	Adjusted Scheduled Activity (UDA)	
	2018	2019
April	800	1,221
May	2,848	3,475
June	4,308	5,360
July	6,749	8,217
August	8,764	10,693
September	11,780	12,890
October	14,550	
November	17,611	
December	21,119	
January	23,102	
February	25,728	
March	27,892	
April	28,640	
May	28,654	
June	28,654	

QUALITY

	Quantity	Base Number	Contract	AT	Region	England
% of FP17s for the same patient ID Re-attending within 3 months - Children	72	1,557	4.6%	9.9%	11.4%	11.6%
% of FP17s for the same patient ID Re-attending within 3 months - Adults	329	4,076	8.1%	13.8%	15.0%	15.5%
% of FP17s for the same patient ID Re-attending between 3 & 9 months - Children	811	1,557	52.1%	61.9%	59.9%	58.8%
% of FP17s for the same patient ID Re-attending between 3 & 9 months - Adults	2,123	4,076	52.1%	55.1%	52.0%	51.1%
% of FP17s for Band 1 Urgent Courses	199	5,344	3.7%	6.9%	8.0%	9.0%
% of FP17s Relating to Free Repair or Replacements	27	5,344	0.5%	0.8%	0.8%	0.8%
% of FP17s Relating to Continuations	58	5,344	1.1%	1.1%	0.9%	0.9%
% of Patients satisfied with the dentistry they have received	2	2	N/A	93.0%	93.5%	93.3%
% of Patients satisfied with the time they had to wait for an appointment	2	2	N/A	88.5%	89.1%	88.9%

* This is based on patients treated on this contract for their most recent course of treatment. Figures in italics indicate the base number of FP17s or Patient Questionnaire responses are less than 100. N/A is shown where the base number of responses is less than 10 during the period. % is calculated as Quantity/Base number*100

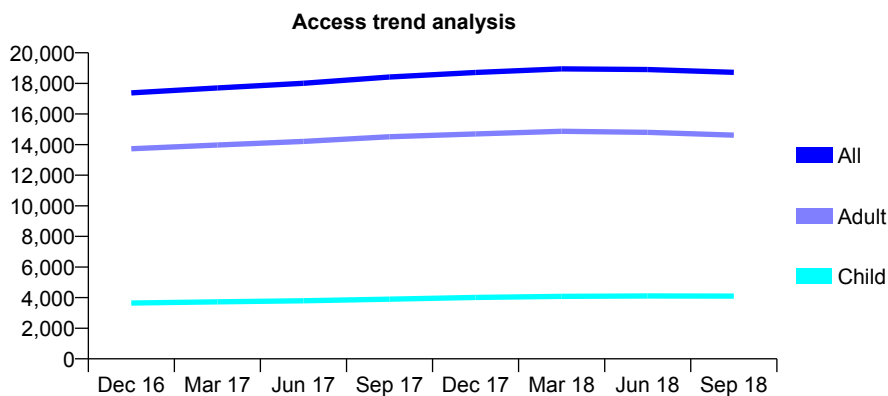
Q55 - Vital Signs At a Glance Contract Report for 101435/0064 - September 2018

Name or company name	IDH Limited
Contract type name	GDS Contract
Purpose of contract	General
Contract start date	21/07/2007
Contract end date	

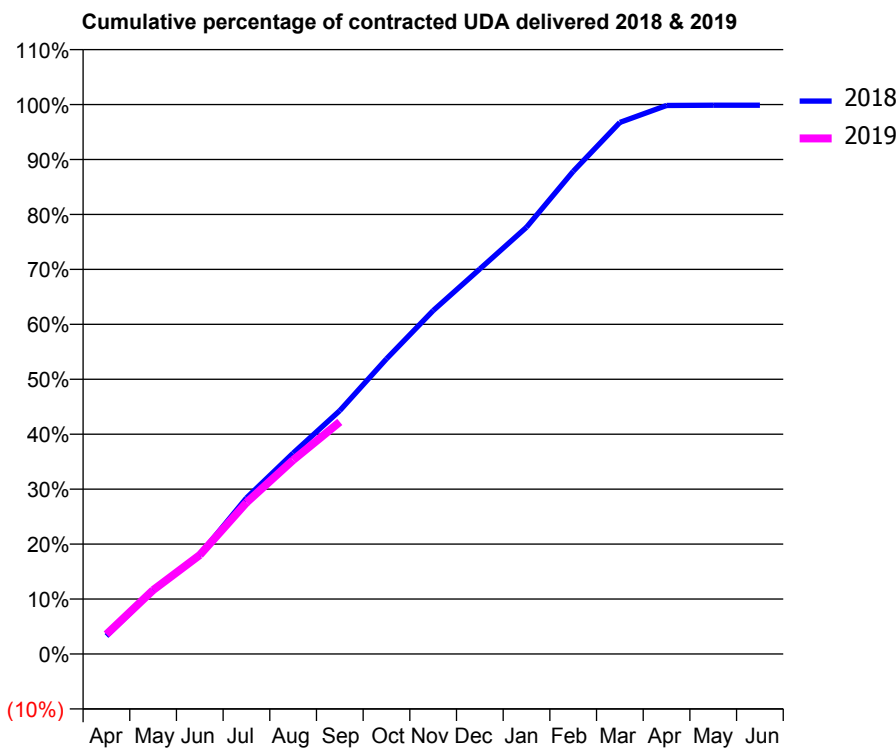
18/19 Contracted general activity (UDA)	49,253
Carry forward general activity (UDA)	0
18/19 Contracted orthodontic activity (UOA)	0
Carry forward orthodontic activity (UOA)	0
Baseline contract value	£1,017,904.08

ACCESS*

Patients seen in 24 months	Total	Change since previous quarter
Quarter ending September 2017	18,418	
Quarter ending December 2017	18,717	→
Quarter ending March 2018	18,952	→
Quarter ending June 2018	18,906	→
Quarter ending September 2018	18,719	→
Variance since September 2017	1.6%	→



ACTIVITY



Month	Adjusted Scheduled Activity (UDA)	
	2018	2019
April	1,616	1,758
May	5,696	5,730
June	8,908	8,875
July	13,988	13,570
August	18,010	17,387
September	21,818	20,799
October	26,462	
November	30,786	
December	34,506	
January	38,258	
February	43,267	
March	47,645	
April	49,171	
May	49,193	
June	49,192	

QUALITY

	Quantity	Base Number	Contract	AT	Region	England
% of FP17s for the same patient ID Re-attending within 3 months - Children	173	3,097	5.6%	9.9%	11.4%	11.6%
% of FP17s for the same patient ID Re-attending within 3 months - Adults	1,077	9,329	11.5%	13.8%	15.0%	15.5%
% of FP17s for the same patient ID Re-attending between 3 & 9 months - Children	2,002	3,097	64.6%	61.9%	59.9%	58.8%
% of FP17s for the same patient ID Re-attending between 3 & 9 months - Adults	4,760	9,329	51.0%	55.1%	52.0%	51.1%
% of FP17s for Band 1 Urgent Courses	648	11,681	5.5%	6.9%	8.0%	9.0%
% of FP17s Relating to Free Repair or Replacements	123	11,681	1.1%	0.8%	0.8%	0.8%
% of FP17s Relating to Continuations	187	11,681	1.6%	1.1%	0.9%	0.9%
% of Patients satisfied with the dentistry they have received	8	12	66.7%	93.0%	93.5%	93.3%
% of Patients satisfied with the time they had to wait for an appointment	11	12	91.7%	88.5%	89.1%	88.9%

* This is based on patients treated on this contract for their most recent course of treatment. Figures in italics indicate the base number of FP17s or Patient Questionnaire responses are less than 100. N/A is shown where the base number of responses is less than 10 during the period. % is calculated as Quantity/Base number*100

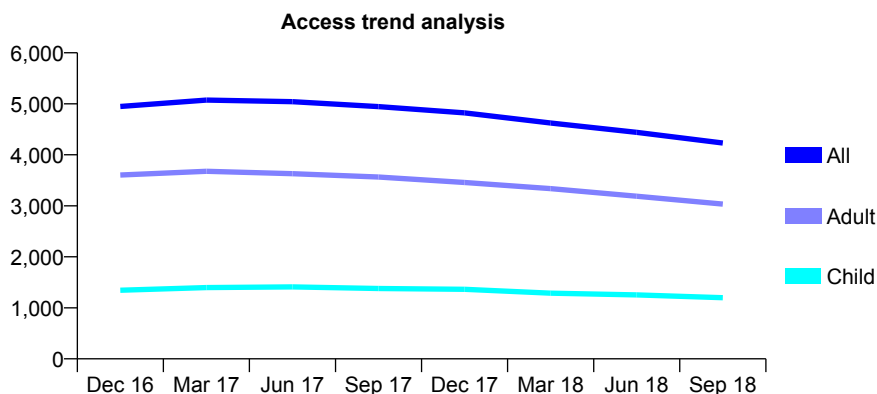
Q55 - Vital Signs At a Glance Contract Report for 101656/0004 - September 2018

Name or company name	DM and LJ Jordan Limited
Contract type name	GDS Contract
Purpose of contract	General
Contract start date	01/01/2015
Contract end date	

18/19 Contracted general activity (UDA)	14,814
Carry forward general activity (UDA)	0
18/19 Contracted orthodontic activity (UOA)	0
Carry forward orthodontic activity (UOA)	0
Baseline contract value	£412,850.97

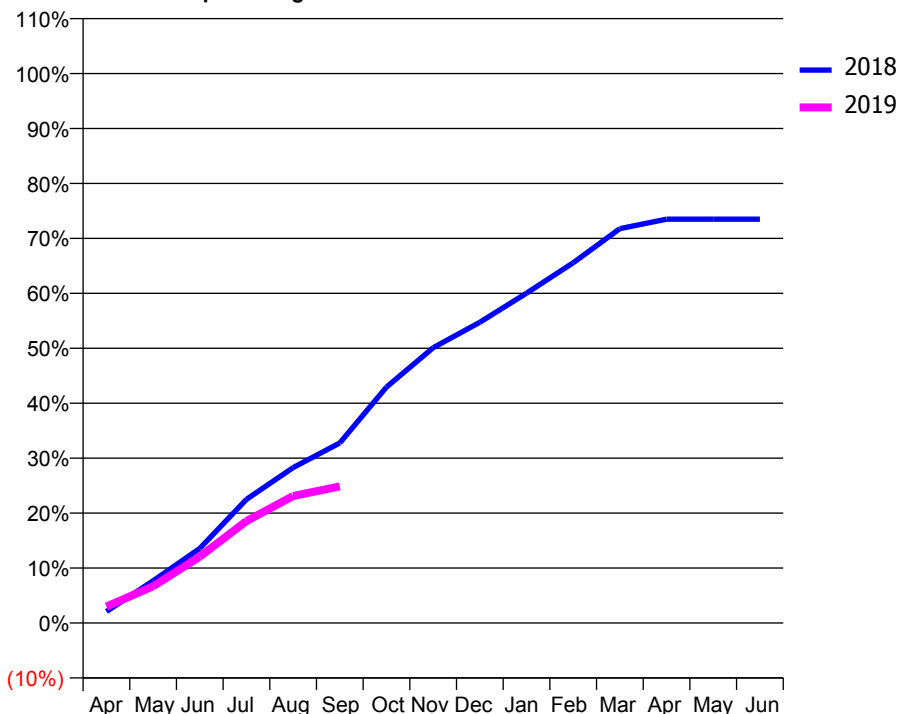
ACCESS*

Patients seen in 24 months	Total	Change since previous quarter
Quarter ending September 2017	4,945	
Quarter ending December 2017	4,821	↓
Quarter ending March 2018	4,624	↓
Quarter ending June 2018	4,441	↓
Quarter ending September 2018	4,232	↓
Variance since September 2017	(14.4%)	↓



ACTIVITY

Cumulative percentage of contracted UDA delivered 2018 & 2019



Month	Adjusted Scheduled Activity (UDA)	
	2018	2019
April	310	443
May	1,136	989
June	2,012	1,789
July	3,333	2,748
August	4,190	3,424
September	4,855	3,684
October	6,360	
November	7,421	
December	8,109	
January	8,891	
February	9,712	
March	10,630	
April	10,889	
May	10,889	
June	10,889	

QUALITY

	Quantity	Base Number	Contract	AT	Region	England
% of FP17s for the same patient ID Re-attending within 3 months - Children	50	736	6.8%	9.9%	11.4%	11.6%
% of FP17s for the same patient ID Re-attending within 3 months - Adults	191	1,762	10.8%	13.8%	15.0%	15.5%
% of FP17s for the same patient ID Re-attending between 3 & 9 months - Children	447	736	60.7%	61.9%	59.9%	58.8%
% of FP17s for the same patient ID Re-attending between 3 & 9 months - Adults	1,094	1,762	62.1%	55.1%	52.0%	51.1%
% of FP17s for Band 1 Urgent Courses	202	2,337	8.6%	6.9%	8.0%	9.0%
% of FP17s Relating to Free Repair or Replacements	21	2,337	0.9%	0.8%	0.8%	0.8%
% of FP17s Relating to Continuations	14	2,337	0.6%	1.1%	0.9%	0.9%
% of Patients satisfied with the dentistry they have received	1	1	N/A	93.0%	93.5%	93.3%
% of Patients satisfied with the time they had to wait for an appointment	1	1	N/A	88.5%	89.1%	88.9%

* This is based on patients treated on this contract for their most recent course of treatment. Figures in italics indicate the base number of FP17s or Patient Questionnaire responses are less than 100. N/A is shown where the base number of responses is less than 10 during the period. % is calculated as Quantity/Base number*100

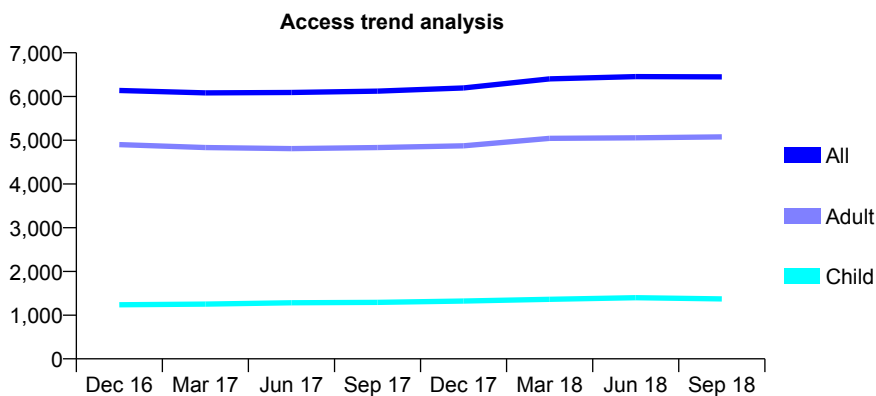
Q55 - Vital Signs At a Glance Contract Report for 103667/0001 - September 2018

Name or company name	White House Dental Care Limited
Contract type name	GDS Contract
Purpose of contract	General
Contract start date	01/05/2010
Contract end date	

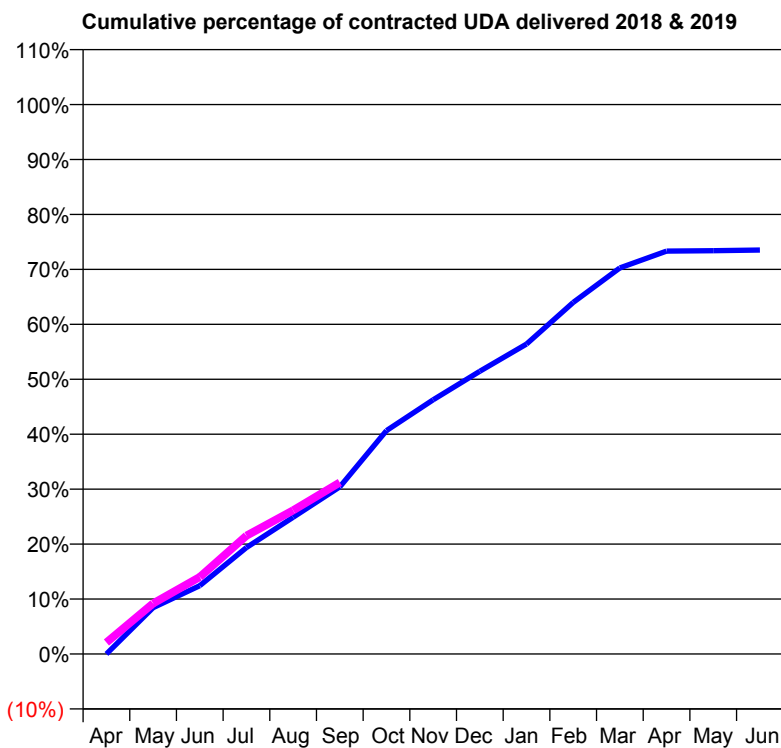
18/19 Contracted general activity (UDA)	29,000
Carry forward general activity (UDA)	0
18/19 Contracted orthodontic activity (UOA)	0
Carry forward orthodontic activity (UOA)	0
Baseline contract value	£686,807.05

ACCESS*

Patients seen in 24 months	Total	Change since previous quarter
Quarter ending September 2017	6,124	
Quarter ending December 2017	6,196	→
Quarter ending March 2018	6,404	↑
Quarter ending June 2018	6,455	→
Quarter ending September 2018	6,449	→
Variance since September 2017	5.3%	↑



ACTIVITY



Adjusted Scheduled Activity (UDA)		
Month	2018	2019
April	0	606
May	2,447	2,670
June	3,605	4,067
July	5,618	6,247
August	7,217	7,583
September	8,824	9,056
October	11,794	
November	13,418	
December	14,920	
January	16,359	
February	18,552	
March	20,378	
April	21,261	
May	21,284	
June	21,321	

QUALITY

	Quantity	Base Number	Contract	AT	Region	England
% of FP17s for the same patient ID Re-attending within 3 months - Children	54	834	6.5%	9.9%	11.4%	11.6%
% of FP17s for the same patient ID Re-attending within 3 months - Adults	218	3,096	7.0%	13.8%	15.0%	15.5%
% of FP17s for the same patient ID Re-attending between 3 & 9 months - Children	482	834	57.8%	61.9%	59.9%	58.8%
% of FP17s for the same patient ID Re-attending between 3 & 9 months - Adults	1,845	3,096	59.6%	55.1%	52.0%	51.1%
% of FP17s for Band 1 Urgent Courses	95	3,591	2.6%	6.9%	8.0%	9.0%
% of FP17s Relating to Free Repair or Replacements	36	3,591	1.0%	0.8%	0.8%	0.8%
% of FP17s Relating to Continuations	29	3,591	0.8%	1.1%	0.9%	0.9%
% of Patients satisfied with the dentistry they have received	5	6	N/A	93.0%	93.5%	93.3%
% of Patients satisfied with the time they had to wait for an appointment	5	6	N/A	88.5%	89.1%	88.9%

* This is based on patients treated on this contract for their most recent course of treatment. Figures in italics indicate the base number of FP17s or Patient Questionnaire responses are less than 100. N/A is shown where the base number of responses is less than 10 during the period. % is calculated as Quantity/Base number*100

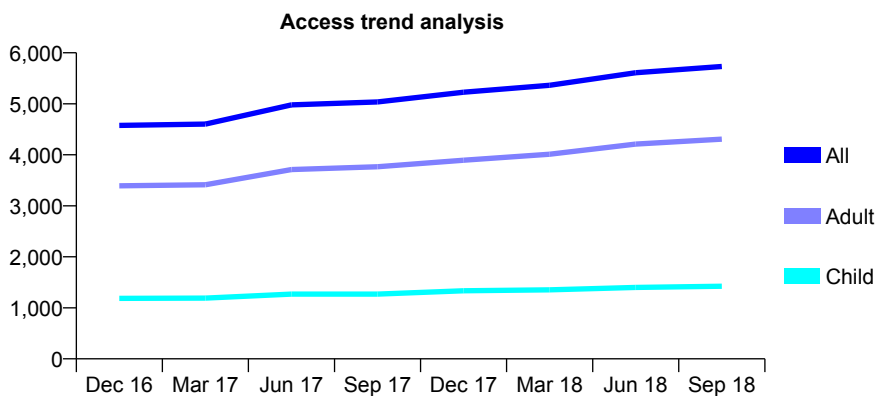
Q55 - Vital Signs At a Glance Contract Report for 104167/0001 - September 2018

Name or company name	TSA Care Limited
Contract type name	GDS Contract
Purpose of contract	General
Contract start date	01/08/2010
Contract end date	

18/19 Contracted general activity (UDA)	15,453
Carry forward general activity (UDA)	0
18/19 Contracted orthodontic activity (UOA)	0
Carry forward orthodontic activity (UOA)	0
Baseline contract value	£399,674.32

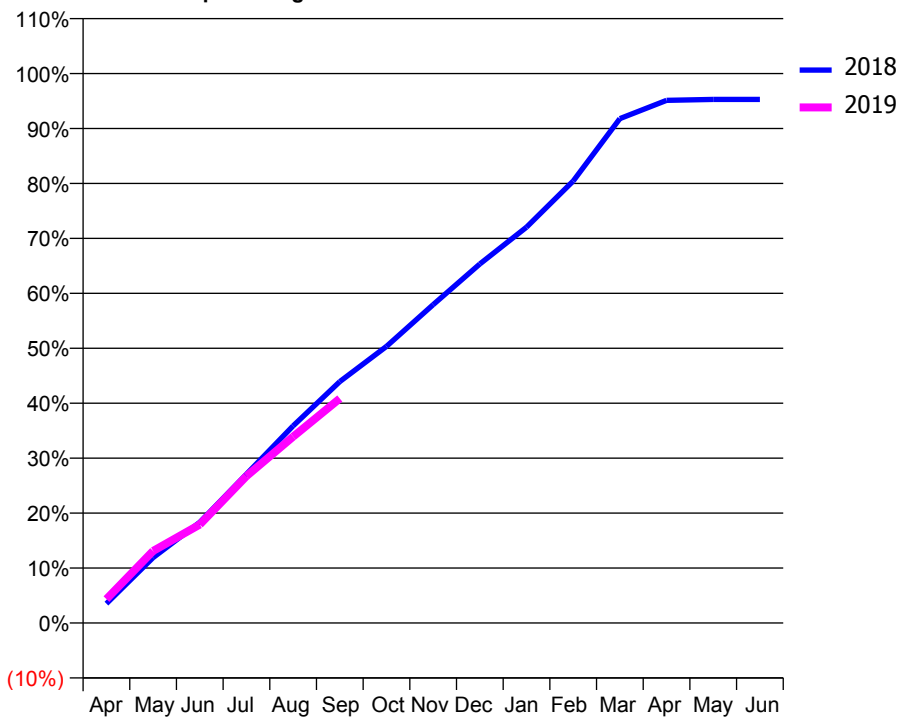
ACCESS*

Patients seen in 24 months	Total	Change since previous quarter
Quarter ending September 2017	5,036	
Quarter ending December 2017	5,228	↑
Quarter ending March 2018	5,364	↑
Quarter ending June 2018	5,610	↑
Quarter ending September 2018	5,732	↑
Variance since September 2017	13.8%	↑



ACTIVITY

Cumulative percentage of contracted UDA delivered 2018 & 2019



Month	Adjusted Scheduled Activity (UDA)	
	2018	2019
April	547	674
May	1,839	2,025
June	2,834	2,769
July	4,188	4,131
August	5,544	5,241
September	6,788	6,313
October	7,780	
November	8,952	
December	10,097	
January	11,132	
February	12,429	
March	14,184	
April	14,699	
May	14,725	
June	14,725	

QUALITY

	Quantity	Base Number	Contract	AT	Region	England
% of FP17s for the same patient ID Re-attending within 3 months - Children	63	1,162	5.4%	9.9%	11.4%	11.6%
% of FP17s for the same patient ID Re-attending within 3 months - Adults	276	3,408	8.1%	13.8%	15.0%	15.5%
% of FP17s for the same patient ID Re-attending between 3 & 9 months - Children	814	1,162	70.1%	61.9%	59.9%	58.8%
% of FP17s for the same patient ID Re-attending between 3 & 9 months - Adults	2,316	3,408	68.0%	55.1%	52.0%	51.1%
% of FP17s for Band 1 Urgent Courses	99	3,738	2.6%	6.9%	8.0%	9.0%
% of FP17s Relating to Free Repair or Replacements	19	3,738	0.5%	0.8%	0.8%	0.8%
% of FP17s Relating to Continuations	43	3,738	1.2%	1.1%	0.9%	0.9%
% of Patients satisfied with the dentistry they have received	3	3	N/A	93.0%	93.5%	93.3%
% of Patients satisfied with the time they had to wait for an appointment	3	3	N/A	88.5%	89.1%	88.9%

* This is based on patients treated on this contract for their most recent course of treatment. Figures in italics indicate the base number of FP17s or Patient Questionnaire responses are less than 100. N/A is shown where the base number of responses is less than 10 during the period. % is calculated as Quantity/Base number*100

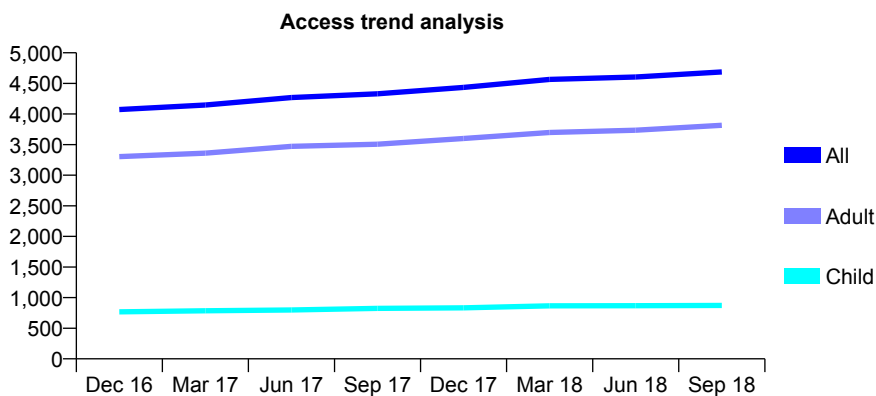
Q55 - Vital Signs At a Glance Contract Report for 104426/0001 - September 2018

Name or company name	Parklands Dental Care
Contract type name	GDS Contract
Purpose of contract	General
Contract start date	01/04/2006
Contract end date	

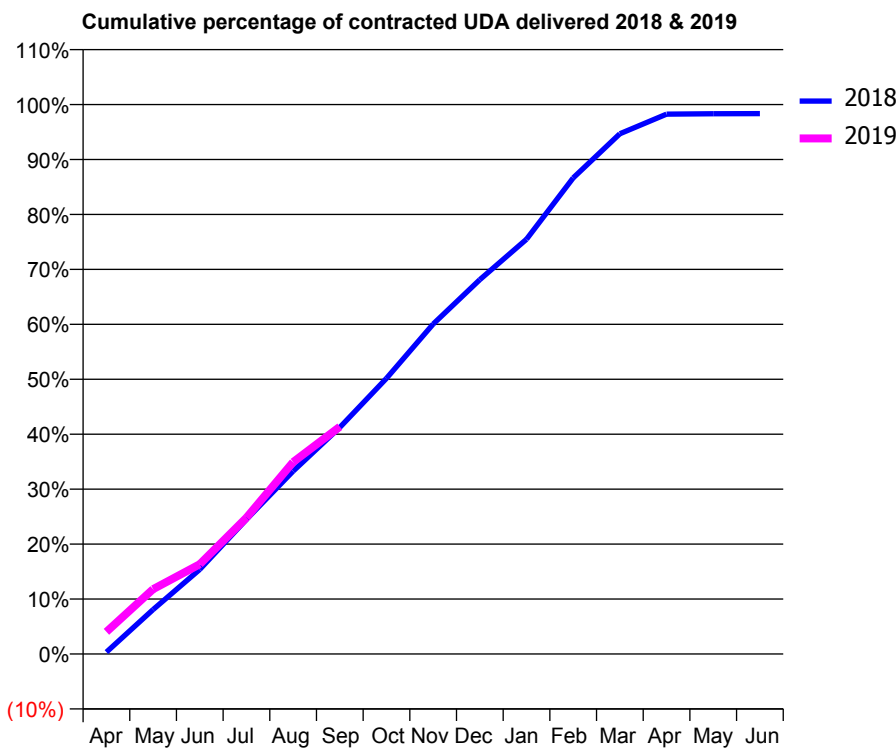
18/19 Contracted general activity (UDA)	13,579
Carry forward general activity (UDA)	0
18/19 Contracted orthodontic activity (UOA)	0
Carry forward orthodontic activity (UOA)	0
Baseline contract value	£325,502.59

ACCESS*

Patients seen in 24 months	Total	Change since previous quarter
Quarter ending September 2017	4,331	
Quarter ending December 2017	4,435	↑
Quarter ending March 2018	4,565	↑
Quarter ending June 2018	4,604	→
Quarter ending September 2018	4,688	→
Variance since September 2017	8.2%	↑



ACTIVITY



Month	Adjusted Scheduled Activity (UDA)	
	2018	2019
April	47	547
May	1,058	1,602
June	2,014	2,220
July	3,204	3,369
August	4,351	4,742
September	5,395	5,615
October	6,561	
November	7,855	
December	8,910	
January	9,873	
February	11,333	
March	12,383	
April	12,850	
May	12,860	
June	12,861	

QUALITY

	Quantity	Base Number	Contract	AT	Region	England
% of FP17s for the same patient ID Re-attending within 3 months - Children	54	630	8.6%	9.9%	11.4%	11.6%
% of FP17s for the same patient ID Re-attending within 3 months - Adults	432	2,680	16.1%	13.8%	15.0%	15.5%
% of FP17s for the same patient ID Re-attending between 3 & 9 months - Children	389	630	61.7%	61.9%	59.9%	58.8%
% of FP17s for the same patient ID Re-attending between 3 & 9 months - Adults	1,424	2,680	53.1%	55.1%	52.0%	51.1%
% of FP17s for Band 1 Urgent Courses	402	3,088	13.0%	6.9%	8.0%	9.0%
% of FP17s Relating to Free Repair or Replacements	28	3,088	0.9%	0.8%	0.8%	0.8%
% of FP17s Relating to Continuations	12	3,088	0.4%	1.1%	0.9%	0.9%
% of Patients satisfied with the dentistry they have received	2	2	N/A	93.0%	93.5%	93.3%
% of Patients satisfied with the time they had to wait for an appointment	2	2	N/A	88.5%	89.1%	88.9%

* This is based on patients treated on this contract for their most recent course of treatment. Figures in italics indicate the base number of FP17s or Patient Questionnaire responses are less than 100. N/A is shown where the base number of responses is less than 10 during the period. % is calculated as Quantity/Base number*100

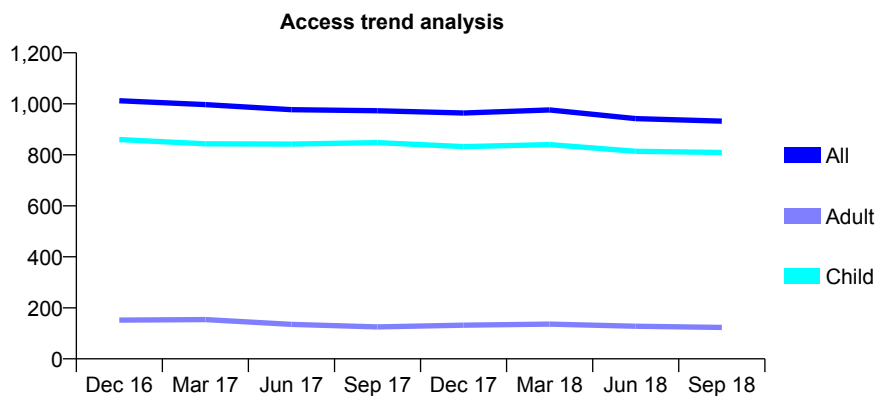
Q55 - Vital Signs At a Glance Contract Report for 104736/0001 - September 2018

Name or company name	Compton Acres Dental Practice LTD
Contract type name	GDS Contract
Purpose of contract	General
Contract start date	01/07/2009
Contract end date	

18/19 Contracted general activity (UDA)	2,182
Carry forward general activity (UDA)	0
18/19 Contracted orthodontic activity (UOA)	0
Carry forward orthodontic activity (UOA)	0
Baseline contract value	£52,408.86

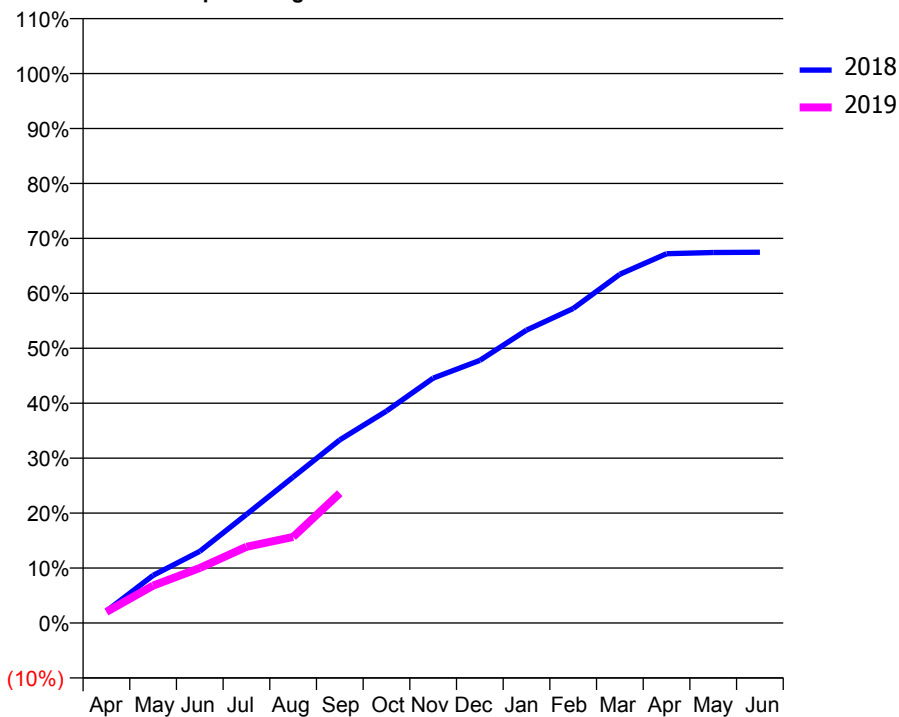
ACCESS*

Patients seen in 24 months	Total	Change since previous quarter
Quarter ending September 2017	973	
Quarter ending December 2017	964	→
Quarter ending March 2018	976	→
Quarter ending June 2018	942	↓
Quarter ending September 2018	932	↓
Variance since September 2017	(4.2%)	↓



ACTIVITY

Cumulative percentage of contracted UDA delivered 2018 & 2019



Month	Adjusted Scheduled Activity (UDA)	
	2018	2019
April	47	44
May	189	148
June	284	218
July	431	303
August	580	342
September	727	515
October	842	
November	973	
December	1,043	
January	1,163	
February	1,249	
March	1,385	
April	1,466	
May	1,471	
June	1,472	

QUALITY

	Quantity	Base Number	Contract	AT	Region	England
% of FP17s for the same patient ID Re-attending within 3 months - Children	16	475	3.4%	9.9%	11.4%	11.6%
% of FP17s for the same patient ID Re-attending within 3 months - Adults	0	30	0.0%	13.8%	15.0%	15.5%
% of FP17s for the same patient ID Re-attending between 3 & 9 months - Children	243	475	51.2%	61.9%	59.9%	58.8%
% of FP17s for the same patient ID Re-attending between 3 & 9 months - Adults	11	30	36.7%	55.1%	52.0%	51.1%
% of FP17s for Band 1 Urgent Courses	7	429	1.6%	6.9%	8.0%	9.0%
% of FP17s Relating to Free Repair or Replacements	0	429	0.0%	0.8%	0.8%	0.8%
% of FP17s Relating to Continuations	0	429	0.0%	1.1%	0.9%	0.9%
% of Patients satisfied with the dentistry they have received	0	0	N/A	93.0%	93.5%	93.3%
% of Patients satisfied with the time they had to wait for an appointment	0	0	N/A	88.5%	89.1%	88.9%

* This is based on patients treated on this contract for their most recent course of treatment. Figures in italics indicate the base number of FP17s or Patient Questionnaire responses are less than 100. N/A is shown where the base number of responses is less than 10 during the period. % is calculated as Quantity/Base number*100

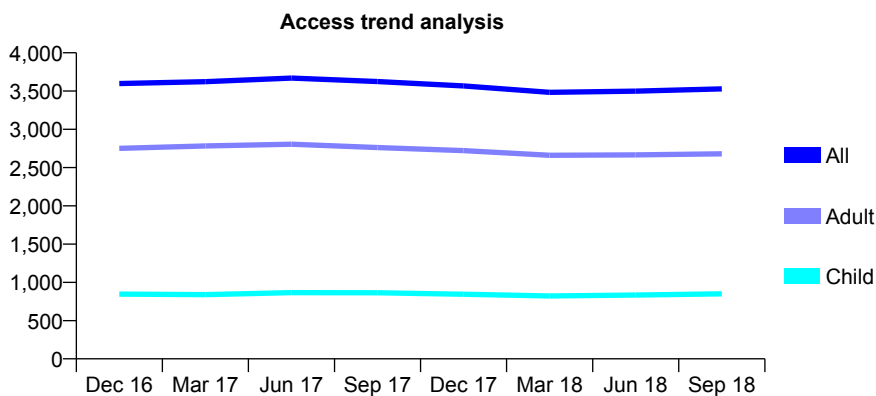
Q55 - Vital Signs At a Glance Contract Report for 105740/0001 - September 2018

Name or company name	Mr JE Rowson & Mr I McVicar
Contract type name	GDS Contract
Purpose of contract	General
Contract start date	01/04/2006
Contract end date	

18/19 Contracted general activity (UDA)	12,629
Carry forward general activity (UDA)	0
18/19 Contracted orthodontic activity (UOA)	0
Carry forward orthodontic activity (UOA)	0
Baseline contract value	£296,910.97

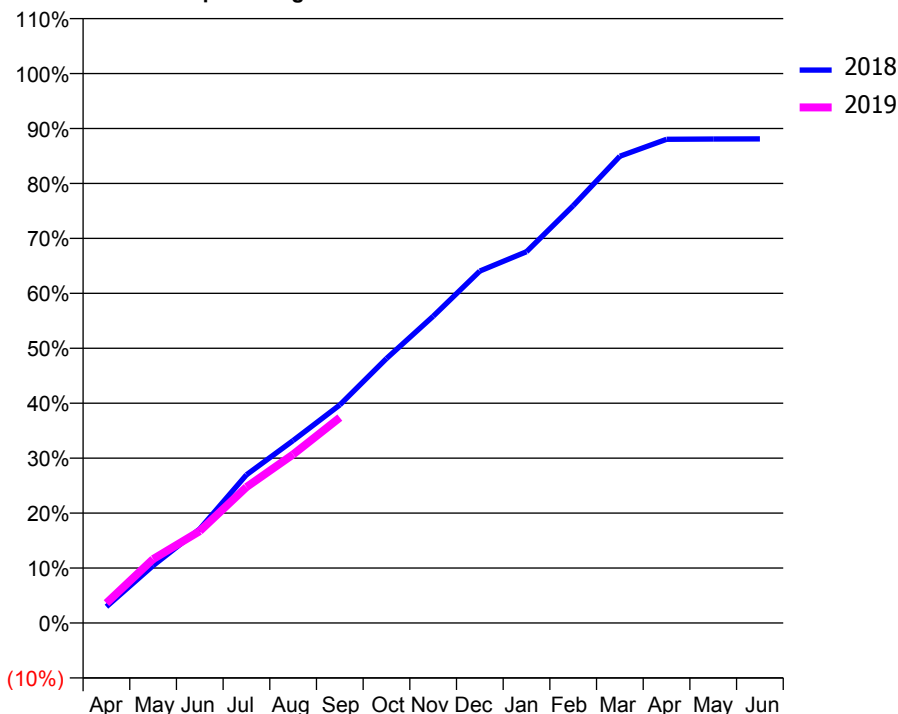
ACCESS*

Patients seen in 24 months	Total	Change since previous quarter
Quarter ending September 2017	3,625	
Quarter ending December 2017	3,567	↓
Quarter ending March 2018	3,483	↓
Quarter ending June 2018	3,499	→
Quarter ending September 2018	3,529	→
Variance since September 2017	(2.6%)	↓



ACTIVITY

Cumulative percentage of contracted UDA delivered 2018 & 2019



Month	Adjusted Scheduled Activity (UDA)	
	2018	2019
April	342	459
May	1,201	1,469
June	1,969	2,114
July	3,101	3,124
August	3,818	3,874
September	4,564	4,722
October	5,534	
November	6,419	
December	7,365	
January	7,771	
February	8,732	
March	9,769	
April	10,123	
May	10,128	
June	10,130	

QUALITY

	Quantity	Base Number	Contract	AT	Region	England
% of FP17s for the same patient ID Re-attending within 3 months - Children	37	648	5.7%	9.9%	11.4%	11.6%
% of FP17s for the same patient ID Re-attending within 3 months - Adults	460	2,393	19.2%	13.8%	15.0%	15.5%
% of FP17s for the same patient ID Re-attending between 3 & 9 months - Children	374	648	57.7%	61.9%	59.9%	58.8%
% of FP17s for the same patient ID Re-attending between 3 & 9 months - Adults	1,434	2,393	59.9%	55.1%	52.0%	51.1%
% of FP17s for Band 1 Urgent Courses	227	2,822	8.0%	6.9%	8.0%	9.0%
% of FP17s Relating to Free Repair or Replacements	71	2,822	2.5%	0.8%	0.8%	0.8%
% of FP17s Relating to Continuations	50	2,822	1.8%	1.1%	0.9%	0.9%
% of Patients satisfied with the dentistry they have received	1	1	N/A	93.0%	93.5%	93.3%
% of Patients satisfied with the time they had to wait for an appointment	1	1	N/A	88.5%	89.1%	88.9%

* This is based on patients treated on this contract for their most recent course of treatment. Figures in italics indicate the base number of FP17s or Patient Questionnaire responses are less than 100. N/A is shown where the base number of responses is less than 10 during the period. % is calculated as Quantity/Base number*100

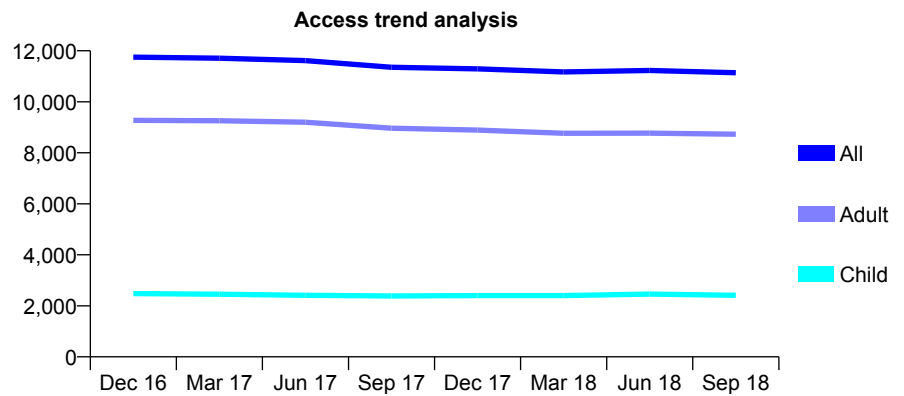
Q55 - Vital Signs At a Glance Contract Report for 106992/0001 - September 2018

Name or company name	The Plains' Dental Practice Limited
Contract type name	GDS Contract
Purpose of contract	General
Contract start date	01/04/2008
Contract end date	

18/19 Contracted general activity (UDA)	36,931
Carry forward general activity (UDA)	0
18/19 Contracted orthodontic activity (UOA)	0
Carry forward orthodontic activity (UOA)	0
Baseline contract value	£1,031,958.06

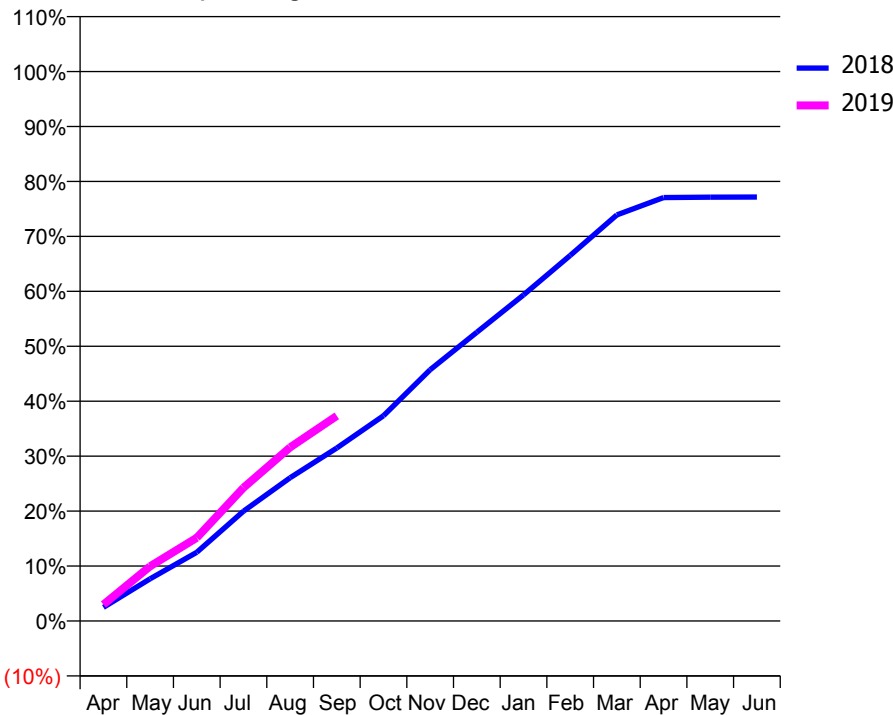
ACCESS*

Patients seen in 24 months	Total	Change since previous quarter
Quarter ending September 2017	11,352	
Quarter ending December 2017	11,294	→
Quarter ending March 2018	11,170	↓
Quarter ending June 2018	11,229	→
Quarter ending September 2018	11,142	→
Variance since September 2017	(1.8%)	↓



ACTIVITY

Cumulative percentage of contracted UDA delivered 2018 & 2019



Month	Adjusted Scheduled Activity (UDA)	
	2018	2019
April	918	1,111
May	2,833	3,681
June	4,617	5,599
July	7,384	8,961
August	9,626	11,676
September	11,630	13,791
October	13,801	
November	16,886	
December	19,408	
January	21,919	
February	24,570	
March	27,295	
April	28,460	
May	28,485	
June	28,492	

QUALITY

	Quantity	Base Number	Contract	AT	Region	England
% of FP17s for the same patient ID Re-attending within 3 months - Children	113	1,881	6.0%	9.9%	11.4%	11.6%
% of FP17s for the same patient ID Re-attending within 3 months - Adults	723	6,291	11.5%	13.8%	15.0%	15.5%
% of FP17s for the same patient ID Re-attending between 3 & 9 months - Children	1,160	1,881	61.7%	61.9%	59.9%	58.8%
% of FP17s for the same patient ID Re-attending between 3 & 9 months - Adults	3,767	6,291	59.9%	55.1%	52.0%	51.1%
% of FP17s for Band 1 Urgent Courses	267	7,575	3.5%	6.9%	8.0%	9.0%
% of FP17s Relating to Free Repair or Replacements	65	7,575	0.9%	0.8%	0.8%	0.8%
% of FP17s Relating to Continuations	146	7,575	1.9%	1.1%	0.9%	0.9%
% of Patients satisfied with the dentistry they have received	10	11	90.9%	93.0%	93.5%	93.3%
% of Patients satisfied with the time they had to wait for an appointment	9	11	81.8%	88.5%	89.1%	88.9%

* This is based on patients treated on this contract for their most recent course of treatment. Figures in italics indicate the base number of FP17s or Patient Questionnaire responses are less than 100. N/A is shown where the base number of responses is less than 10 during the period. % is calculated as Quantity/Base number*100

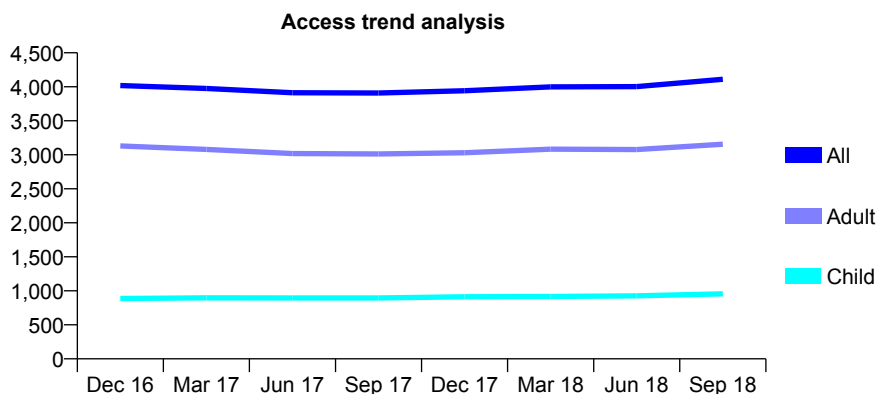
Q55 - Vital Signs At a Glance Contract Report for 110841/0001 - September 2018

Name or company name	Bamford Dental Practice
Contract type name	GDS Contract
Purpose of contract	General
Contract start date	01/04/2011
Contract end date	

18/19 Contracted general activity (UDA)	11,928
Carry forward general activity (UDA)	0
18/19 Contracted orthodontic activity (UOA)	0
Carry forward orthodontic activity (UOA)	0
Baseline contract value	£311,718.04

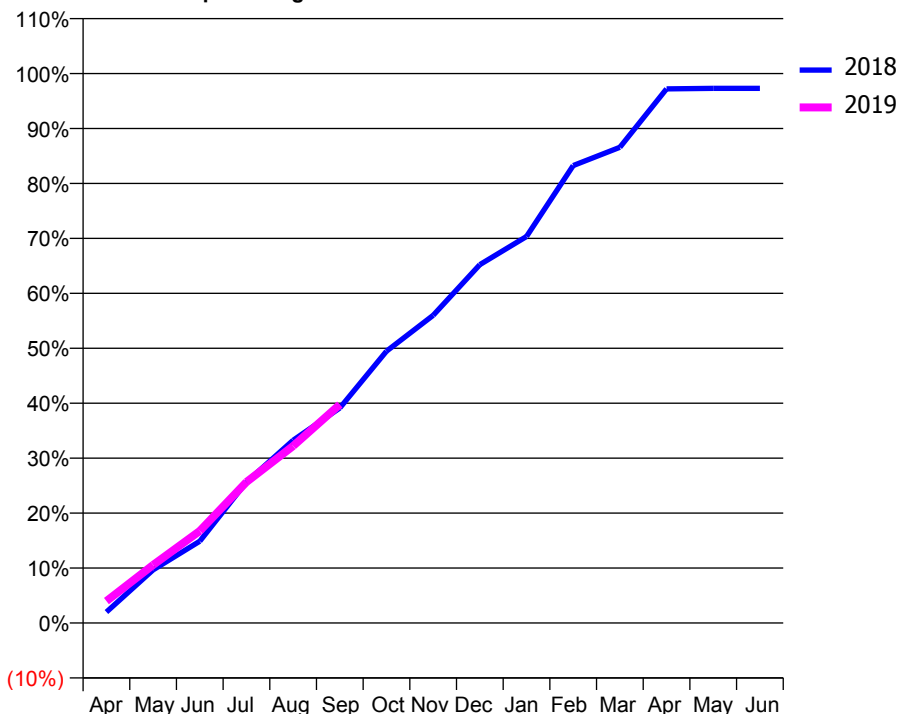
ACCESS*

Patients seen in 24 months	Total	Change since previous quarter
Quarter ending September 2017	3,908	
Quarter ending December 2017	3,942	→
Quarter ending March 2018	3,999	→
Quarter ending June 2018	4,003	→
Quarter ending September 2018	4,110	↑
Variance since September 2017	5.2%	↑



ACTIVITY

Cumulative percentage of contracted UDA delivered 2018 & 2019



Adjusted Scheduled Activity (UDA)

Month	2018	2019
April	210	475
May	1,016	1,262
June	1,564	2,000
July	2,695	3,061
August	3,492	3,843
September	4,108	4,742
October	5,194	
November	5,879	
December	6,847	
January	7,385	
February	8,741	
March	9,091	
April	10,205	
May	10,215	
June	10,215	

QUALITY

	Quantity	Base Number	Contract	AT	Region	England
% of FP17s for the same patient ID Re-attending within 3 months - Children	36	775	4.6%	9.9%	11.4%	11.6%
% of FP17s for the same patient ID Re-attending within 3 months - Adults	270	2,176	12.4%	13.8%	15.0%	15.5%
% of FP17s for the same patient ID Re-attending between 3 & 9 months - Children	438	775	56.5%	61.9%	59.9%	58.8%
% of FP17s for the same patient ID Re-attending between 3 & 9 months - Adults	936	2,176	43.0%	55.1%	52.0%	51.1%
% of FP17s for Band 1 Urgent Courses	231	2,491	9.3%	6.9%	8.0%	9.0%
% of FP17s Relating to Free Repair or Replacements	20	2,491	0.8%	0.8%	0.8%	0.8%
% of FP17s Relating to Continuations	17	2,491	0.7%	1.1%	0.9%	0.9%
% of Patients satisfied with the dentistry they have received	0	0	N/A	93.0%	93.5%	93.3%
% of Patients satisfied with the time they had to wait for an appointment	0	0	N/A	88.5%	89.1%	88.9%

* This is based on patients treated on this contract for their most recent course of treatment. Figures in italics indicate the base number of FP17s or Patient Questionnaire responses are less than 100. N/A is shown where the base number of responses is less than 10 during the period. % is calculated as Quantity/Base number*100

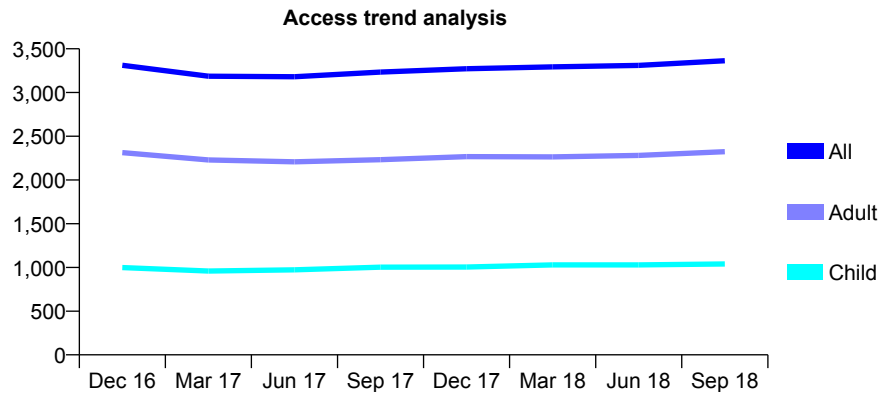
Q55 - Vital Signs At a Glance Contract Report for 113883/0001 - September 2018

Name or company name	Aesthetix Limited
Contract type name	GDS Contract
Purpose of contract	General
Contract start date	01/12/2012
Contract end date	

18/19 Contracted general activity (UDA)	9,555
Carry forward general activity (UDA)	0
18/19 Contracted orthodontic activity (UOA)	0
Carry forward orthodontic activity (UOA)	0
Baseline contract value	£289,272.54

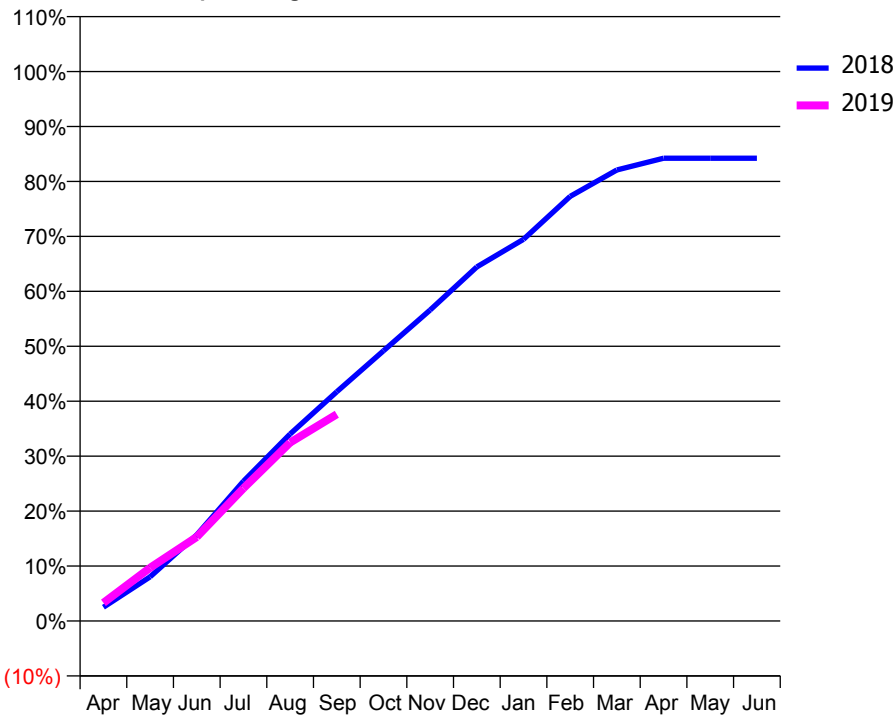
ACCESS*

Patients seen in 24 months	Total	Change since previous quarter
Quarter ending September 2017	3,234	
Quarter ending December 2017	3,272	→
Quarter ending March 2018	3,293	→
Quarter ending June 2018	3,310	→
Quarter ending September 2018	3,364	→
Variance since September 2017	4.0%	↑



ACTIVITY

Cumulative percentage of contracted UDA delivered 2018 & 2019



Adjusted Scheduled Activity (UDA)		
Month	2018	2019
April	240	316
May	769	926
June	1,499	1,463
July	2,432	2,308
August	3,251	3,104
September	3,986	3,595
October	4,698	
November	5,409	
December	6,158	
January	6,638	
February	7,384	
March	7,844	
April	8,048	
May	8,047	
June	8,047	

QUALITY

	Quantity	Base Number	Contract	AT	Region	England
% of FP17s for the same patient ID Re-attending within 3 months - Children	36	792	4.5%	9.9%	11.4%	11.6%
% of FP17s for the same patient ID Re-attending within 3 months - Adults	142	1,525	9.3%	13.8%	15.0%	15.5%
% of FP17s for the same patient ID Re-attending between 3 & 9 months - Children	535	792	67.6%	61.9%	59.9%	58.8%
% of FP17s for the same patient ID Re-attending between 3 & 9 months - Adults	817	1,525	53.6%	55.1%	52.0%	51.1%
% of FP17s for Band 1 Urgent Courses	56	1,943	2.9%	6.9%	8.0%	9.0%
% of FP17s Relating to Free Repair or Replacements	19	1,943	1.0%	0.8%	0.8%	0.8%
% of FP17s Relating to Continuations	27	1,943	1.4%	1.1%	0.9%	0.9%
% of Patients satisfied with the dentistry they have received	0	0	N/A	93.0%	93.5%	93.3%
% of Patients satisfied with the time they had to wait for an appointment	0	0	N/A	88.5%	89.1%	88.9%

* This is based on patients treated on this contract for their most recent course of treatment. Figures in italics indicate the base number of FP17s or Patient Questionnaire responses are less than 100. N/A is shown where the base number of responses is less than 10 during the period. % is calculated as Quantity/Base number*100

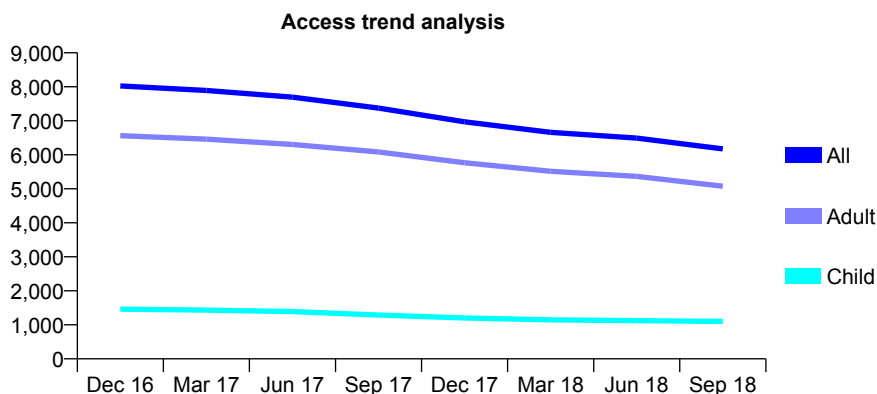
Q55 - Vital Signs At a Glance Contract Report for 115649/0001 - September 2018

Name or company name	Whitecross Dental Care Ltd
Contract type name	GDS Contract
Purpose of contract	General
Contract start date	01/05/2011
Contract end date	

18/19 Contracted general activity (UDA)	27,225
Carry forward general activity (UDA)	0
18/19 Contracted orthodontic activity (UOA)	0
Carry forward orthodontic activity (UOA)	0
Baseline contract value	£727,279.13

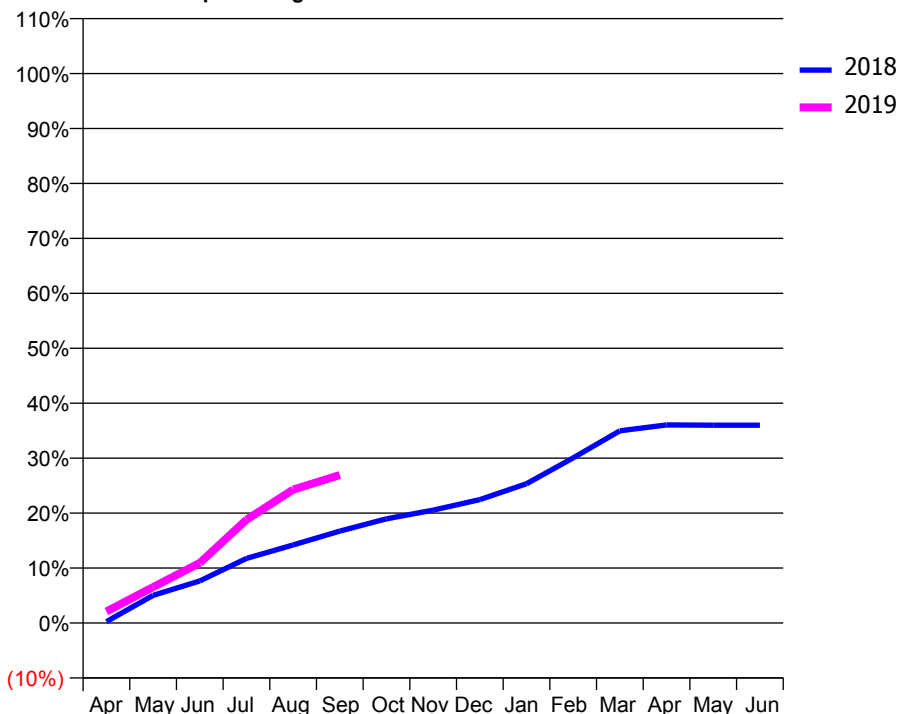
ACCESS*

Patients seen in 24 months	Total	Change since previous quarter
Quarter ending September 2017	7,373	
Quarter ending December 2017	6,970	↓
Quarter ending March 2018	6,662	↓
Quarter ending June 2018	6,492	↓
Quarter ending September 2018	6,176	↓
Variance since September 2017	(16.2%)	↓



ACTIVITY

Cumulative percentage of contracted UDA delivered 2018 & 2019



Month	Adjusted Scheduled Activity (UDA)	
	2018	2019
April	68	570
May	1,369	1,779
June	2,083	2,973
July	3,201	5,116
August	3,866	6,611
September	4,558	7,328
October	5,163	
November	5,590	
December	6,114	
January	6,902	
February	8,183	
March	9,522	
April	9,817	
May	9,804	
June	9,804	

QUALITY

	Quantity	Base Number	Contract	AT	Region	England
% of FP17s for the same patient ID Re-attending within 3 months - Children	27	762	3.5%	9.9%	11.4%	11.6%
% of FP17s for the same patient ID Re-attending within 3 months - Adults	392	3,347	11.7%	13.8%	15.0%	15.5%
% of FP17s for the same patient ID Re-attending between 3 & 9 months - Children	276	762	36.2%	61.9%	59.9%	58.8%
% of FP17s for the same patient ID Re-attending between 3 & 9 months - Adults	1,095	3,347	32.7%	55.1%	52.0%	51.1%
% of FP17s for Band 1 Urgent Courses	426	3,939	10.8%	6.9%	8.0%	9.0%
% of FP17s Relating to Free Repair or Replacements	15	3,939	0.4%	0.8%	0.8%	0.8%
% of FP17s Relating to Continuations	59	3,939	1.5%	1.1%	0.9%	0.9%
% of Patients satisfied with the dentistry they have received	3	3	N/A	93.0%	93.5%	93.3%
% of Patients satisfied with the time they had to wait for an appointment	2	3	N/A	88.5%	89.1%	88.9%

* This is based on patients treated on this contract for their most recent course of treatment. Figures in italics indicate the base number of FP17s or Patient Questionnaire responses are less than 100. N/A is shown where the base number of responses is less than 10 during the period. % is calculated as Quantity/Base number*100

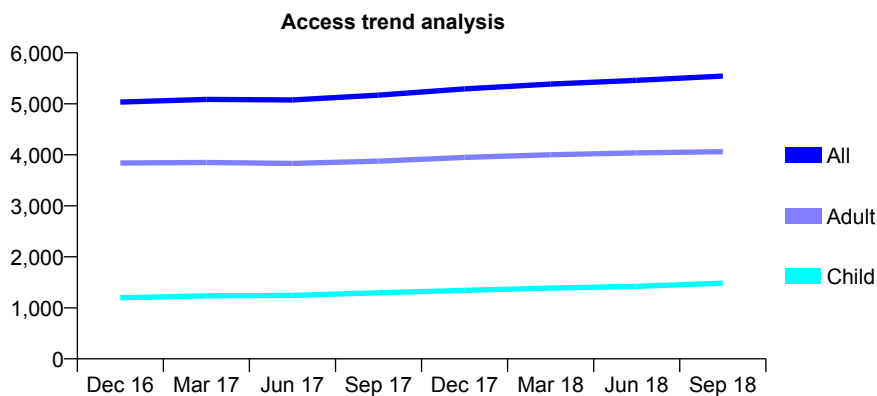
Q55 - Vital Signs At a Glance Contract Report for 115711/0001 - September 2018

Name or company name	Ishak Practices Limited
Contract type name	GDS Contract
Purpose of contract	General
Contract start date	01/04/2011
Contract end date	

18/19 Contracted general activity (UDA)	16,922
Carry forward general activity (UDA)	0
18/19 Contracted orthodontic activity (UOA)	0
Carry forward orthodontic activity (UOA)	0
Baseline contract value	£400,557.81

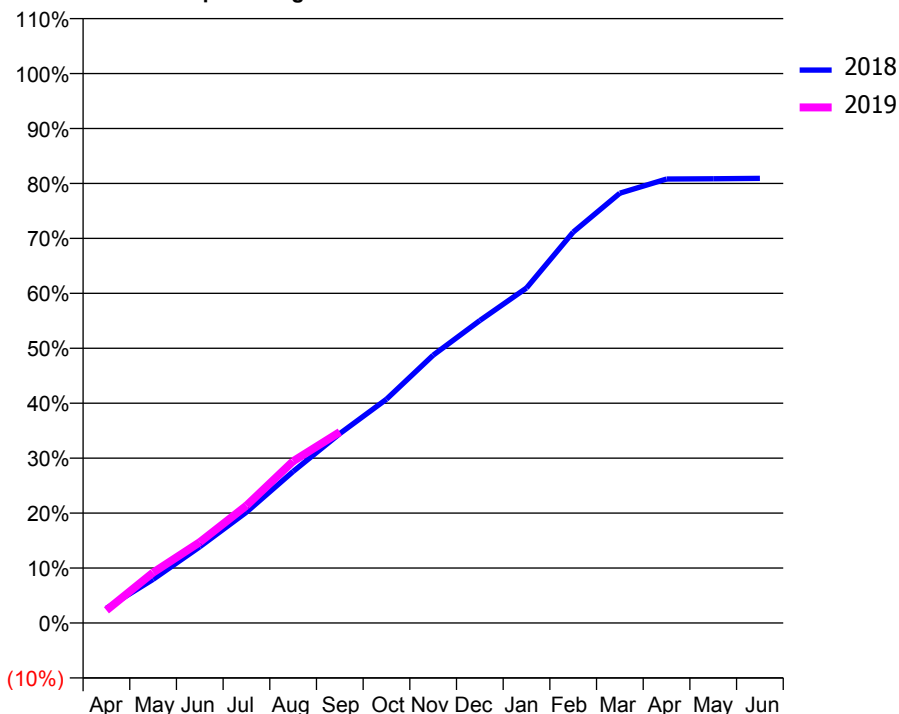
ACCESS*

Patients seen in 24 months	Total	Change since previous quarter
Quarter ending September 2017	5,170	
Quarter ending December 2017	5,292	↑
Quarter ending March 2018	5,388	→
Quarter ending June 2018	5,459	→
Quarter ending September 2018	5,544	→
Variance since September 2017	7.2%	↑



ACTIVITY

Cumulative percentage of contracted UDA delivered 2018 & 2019



Adjusted Scheduled Activity (UDA)		
Month	2018	2019
April	455	392
May	1,345	1,555
June	2,345	2,492
July	3,414	3,617
August	4,667	4,984
September	5,834	5,883
October	6,892	
November	8,249	
December	9,316	
January	10,319	
February	12,036	
March	13,237	
April	13,673	
May	13,681	
June	13,694	

QUALITY

	Quantity	Base Number	Contract	AT	Region	England
% of FP17s for the same patient ID Re-attending within 3 months - Children	46	1,049	4.4%	9.9%	11.4%	11.6%
% of FP17s for the same patient ID Re-attending within 3 months - Adults	181	2,630	6.9%	13.8%	15.0%	15.5%
% of FP17s for the same patient ID Re-attending between 3 & 9 months - Children	700	1,049	66.7%	61.9%	59.9%	58.8%
% of FP17s for the same patient ID Re-attending between 3 & 9 months - Adults	1,622	2,630	61.7%	55.1%	52.0%	51.1%
% of FP17s for Band 1 Urgent Courses	1	3,430	0.0%	6.9%	8.0%	9.0%
% of FP17s Relating to Free Repair or Replacements	8	3,430	0.2%	0.8%	0.8%	0.8%
% of FP17s Relating to Continuations	51	3,430	1.5%	1.1%	0.9%	0.9%
% of Patients satisfied with the dentistry they have received	1	1	N/A	93.0%	93.5%	93.3%
% of Patients satisfied with the time they had to wait for an appointment	0	1	N/A	88.5%	89.1%	88.9%

* This is based on patients treated on this contract for their most recent course of treatment. Figures in italics indicate the base number of FP17s or Patient Questionnaire responses are less than 100. N/A is shown where the base number of responses is less than 10 during the period. % is calculated as Quantity/Base number*100

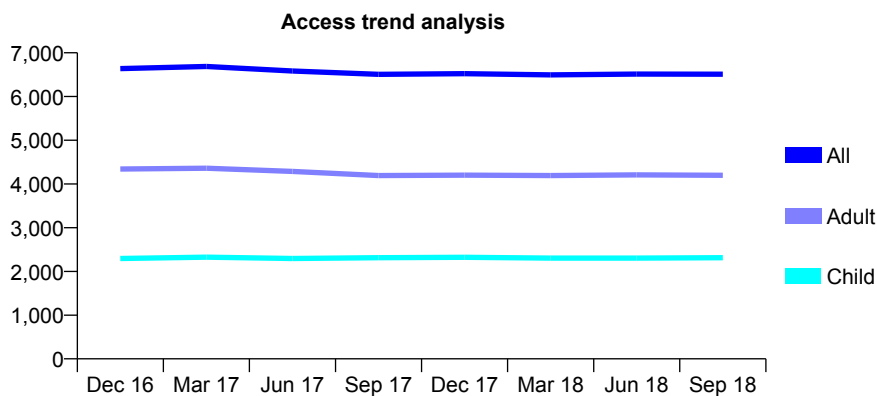
Q55 - Vital Signs At a Glance Contract Report for 116114/0001 - September 2018

Name or company name	Rise Park Dental Practice Limited
Contract type name	GDS Contract
Purpose of contract	General
Contract start date	01/04/2010
Contract end date	

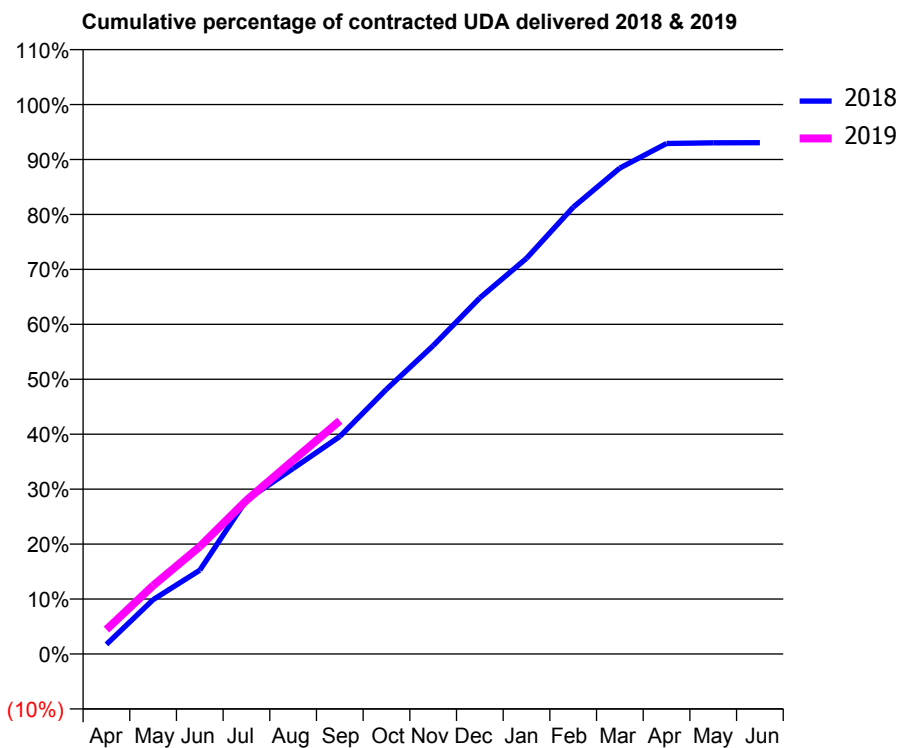
18/19 Contracted general activity (UDA)	16,916
Carry forward general activity (UDA)	0
18/19 Contracted orthodontic activity (UOA)	0
Carry forward orthodontic activity (UOA)	0
Baseline contract value	£387,896.26

ACCESS*

Patients seen in 24 months	Total	Change since previous quarter
Quarter ending September 2017	6,506	
Quarter ending December 2017	6,524	→
Quarter ending March 2018	6,495	→
Quarter ending June 2018	6,513	→
Quarter ending September 2018	6,510	→
Variance since September 2017	0.1%	→



ACTIVITY



Adjusted Scheduled Activity (UDA)		
Month	2018	2019
April	298	753
May	1,672	2,107
June	2,579	3,308
July	4,744	4,732
August	5,711	5,964
September	6,696	7,183
October	8,149	
November	9,494	
December	10,962	
January	12,183	
February	13,754	
March	14,960	
April	15,717	
May	15,736	
June	15,741	

QUALITY

	Quantity	Base Number	Contract	AT	Region	England
% of FP17s for the same patient ID Re-attending within 3 months - Children	87	1,544	5.6%	9.9%	11.4%	11.6%
% of FP17s for the same patient ID Re-attending within 3 months - Adults	277	2,582	10.7%	13.8%	15.0%	15.5%
% of FP17s for the same patient ID Re-attending between 3 & 9 months - Children	959	1,544	62.1%	61.9%	59.9%	58.8%
% of FP17s for the same patient ID Re-attending between 3 & 9 months - Adults	1,348	2,582	52.2%	55.1%	52.0%	51.1%
% of FP17s for Band 1 Urgent Courses	265	3,727	7.1%	6.9%	8.0%	9.0%
% of FP17s Relating to Free Repair or Replacements	10	3,727	0.3%	0.8%	0.8%	0.8%
% of FP17s Relating to Continuations	8	3,727	0.2%	1.1%	0.9%	0.9%
% of Patients satisfied with the dentistry they have received	4	5	N/A	93.0%	93.5%	93.3%
% of Patients satisfied with the time they had to wait for an appointment	4	5	N/A	88.5%	89.1%	88.9%

* This is based on patients treated on this contract for their most recent course of treatment. Figures in italics indicate the base number of FP17s or Patient Questionnaire responses are less than 100. N/A is shown where the base number of responses is less than 10 during the period. % is calculated as Quantity/Base number*100

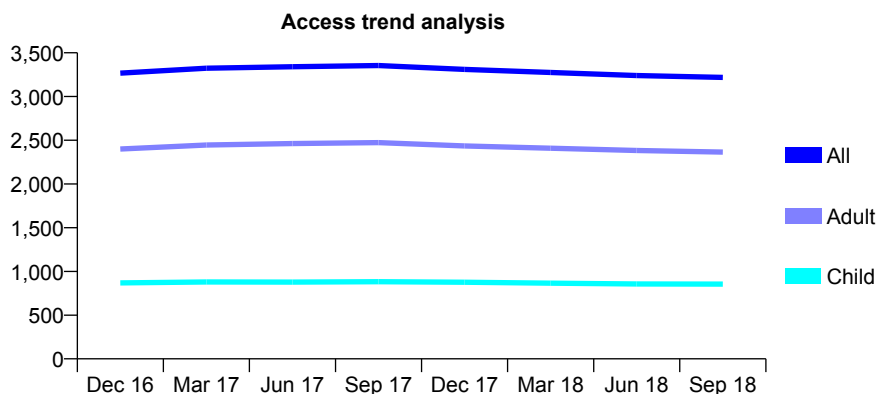
Q55 - Vital Signs At a Glance Contract Report for 116386/0001 - September 2018

Name or company name	Apex Dental Care Dronfield Partnership
Contract type name	GDS Contract
Purpose of contract	General and Orthodontic
Contract start date	01/05/2015
Contract end date	

18/19 Contracted general activity (UDA)	10,201
Carry forward general activity (UDA)	0
18/19 Contracted orthodontic activity (UOA)	105
Carry forward orthodontic activity (UOA)	0
Baseline contract value	£265,025.90

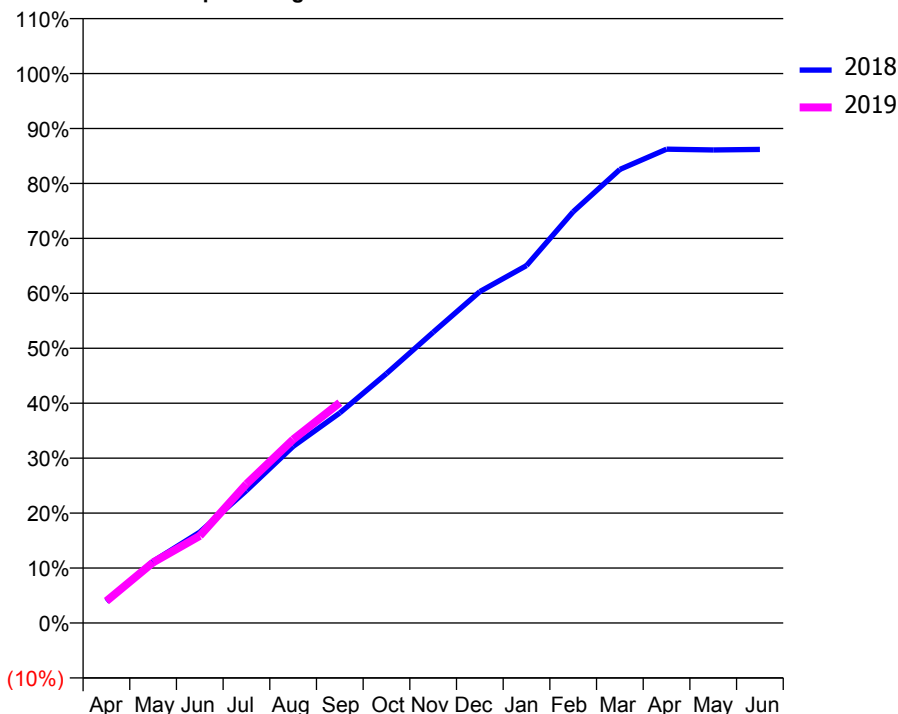
ACCESS*

Patients seen in 24 months	Total	Change since previous quarter
Quarter ending September 2017	3,355	
Quarter ending December 2017	3,310	↓
Quarter ending March 2018	3,275	↓
Quarter ending June 2018	3,240	↓
Quarter ending September 2018	3,219	→
Variance since September 2017	(4.1%)	↓



ACTIVITY

Cumulative percentage of contracted UDA delivered 2018 & 2019



Month	Adjusted Scheduled Activity (UDA)	
	2018	2019
April	400	408
May	1,145	1,125
June	1,686	1,617
July	2,459	2,582
August	3,280	3,408
September	3,901	4,091
October	4,631	
November	5,398	
December	6,152	
January	6,635	
February	7,635	
March	8,420	
April	8,796	
May	8,783	
June	8,793	

QUALITY

	Quantity	Base Number	Contract	AT	Region	England
% of FP17s for the same patient ID Re-attending within 3 months - Children	47	811	5.8%	9.9%	11.4%	11.6%
% of FP17s for the same patient ID Re-attending within 3 months - Adults	247	1,976	12.5%	13.8%	15.0%	15.5%
% of FP17s for the same patient ID Re-attending between 3 & 9 months - Children	624	811	76.9%	61.9%	59.9%	58.8%
% of FP17s for the same patient ID Re-attending between 3 & 9 months - Adults	1,385	1,976	70.1%	55.1%	52.0%	51.1%
% of FP17s for Band 1 Urgent Courses	136	2,568	5.3%	6.9%	8.0%	9.0%
% of FP17s Relating to Free Repair or Replacements	41	2,568	1.6%	0.8%	0.8%	0.8%
% of FP17s Relating to Continuations	12	2,568	0.5%	1.1%	0.9%	0.9%
% of Patients satisfied with the dentistry they have received	1	1	N/A	93.0%	93.5%	93.3%
% of Patients satisfied with the time they had to wait for an appointment	1	1	N/A	88.5%	89.1%	88.9%

* This is based on patients treated on this contract for their most recent course of treatment. Figures in italics indicate the base number of FP17s or Patient Questionnaire responses are less than 100. N/A is shown where the base number of responses is less than 10 during the period. % is calculated as Quantity/Base number*100

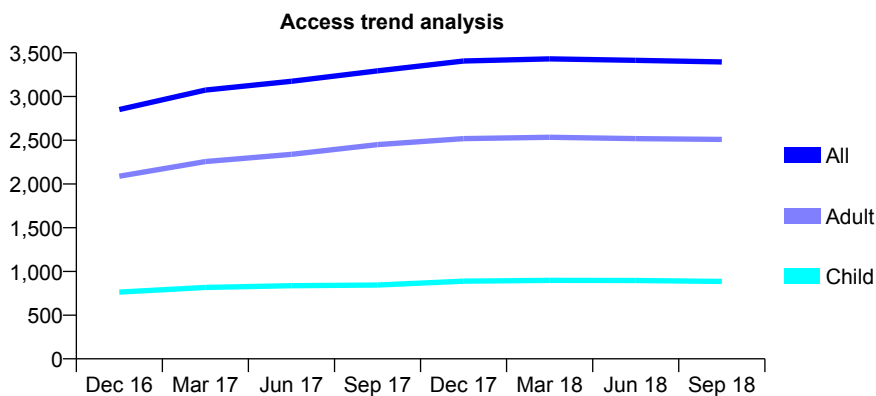
Q55 - Vital Signs At a Glance Contract Report for 117153/0001 - September 2018

Name or company name	Woodthorpe Dental Care
Contract type name	GDS Contract
Purpose of contract	General
Contract start date	24/12/2015
Contract end date	

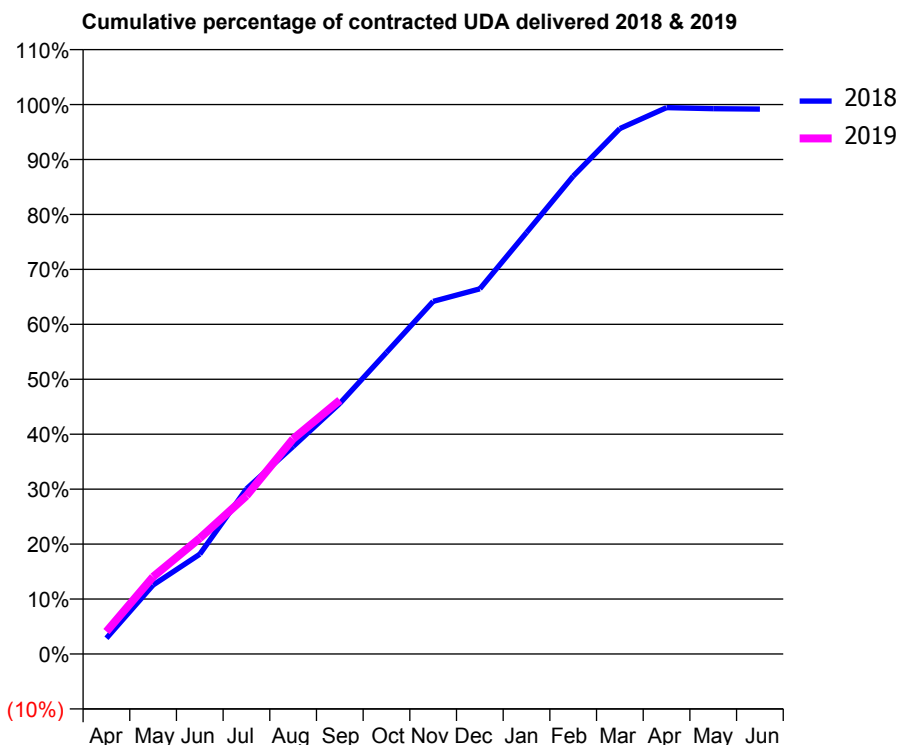
18/19 Contracted general activity (UDA)	8,991
Carry forward general activity (UDA)	0
18/19 Contracted orthodontic activity (UOA)	0
Carry forward orthodontic activity (UOA)	0
Baseline contract value	£215,033.87

ACCESS*

Patients seen in 24 months	Total	Change since previous quarter
Quarter ending September 2017	3,294	
Quarter ending December 2017	3,406	↑
Quarter ending March 2018	3,431	→
Quarter ending June 2018	3,414	→
Quarter ending September 2018	3,395	→
Variance since September 2017	3.1%	↑



ACTIVITY



Month	Adjusted Scheduled Activity (UDA)	
	2018	2019
April	259	368
May	1,129	1,264
June	1,634	1,894
July	2,702	2,590
August	3,397	3,520
September	4,101	4,154
October	4,935	
November	5,770	
December	5,974	
January	6,895	
February	7,820	
March	8,598	
April	8,941	
May	8,922	
June	8,916	

QUALITY

	Quantity	Base Number	Contract	AT	Region	England
% of FP17s for the same patient ID Re-attending within 3 months - Children	38	706	5.4%	9.9%	11.4%	11.6%
% of FP17s for the same patient ID Re-attending within 3 months - Adults	221	1,907	11.6%	13.8%	15.0%	15.5%
% of FP17s for the same patient ID Re-attending between 3 & 9 months - Children	433	706	61.3%	61.9%	59.9%	58.8%
% of FP17s for the same patient ID Re-attending between 3 & 9 months - Adults	1,295	1,907	67.9%	55.1%	52.0%	51.1%
% of FP17s for Band 1 Urgent Courses	182	2,425	7.5%	6.9%	8.0%	9.0%
% of FP17s Relating to Free Repair or Replacements	9	2,425	0.4%	0.8%	0.8%	0.8%
% of FP17s Relating to Continuations	0	2,425	0.0%	1.1%	0.9%	0.9%
% of Patients satisfied with the dentistry they have received	2	2	N/A	93.0%	93.5%	93.3%
% of Patients satisfied with the time they had to wait for an appointment	1	2	N/A	88.5%	89.1%	88.9%

* This is based on patients treated on this contract for their most recent course of treatment. Figures in italics indicate the base number of FP17s or Patient Questionnaire responses are less than 100. N/A is shown where the base number of responses is less than 10 during the period. % is calculated as Quantity/Base number*100

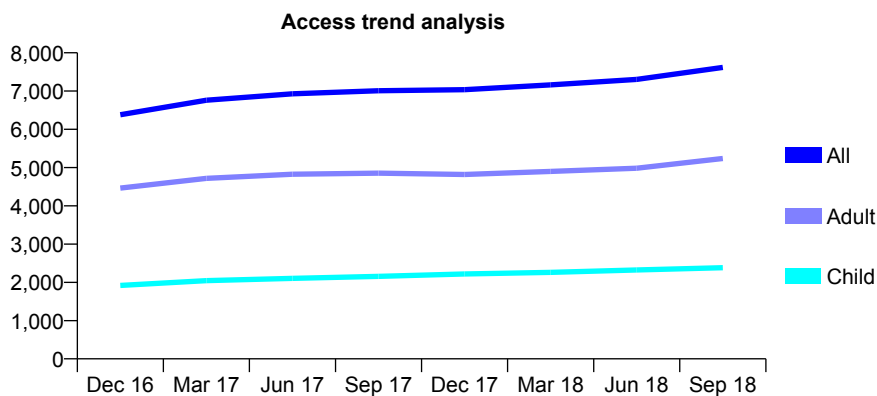
Q55 - Vital Signs At a Glance Contract Report for 117897/0001 - September 2018

Name or company name	Dove Dental Care Ltd
Contract type name	GDS Contract
Purpose of contract	General
Contract start date	01/10/2009
Contract end date	

18/19 Contracted general activity (UDA)	32,030
Carry forward general activity (UDA)	0
18/19 Contracted orthodontic activity (UOA)	0
Carry forward orthodontic activity (UOA)	0
Baseline contract value	£803,544.37

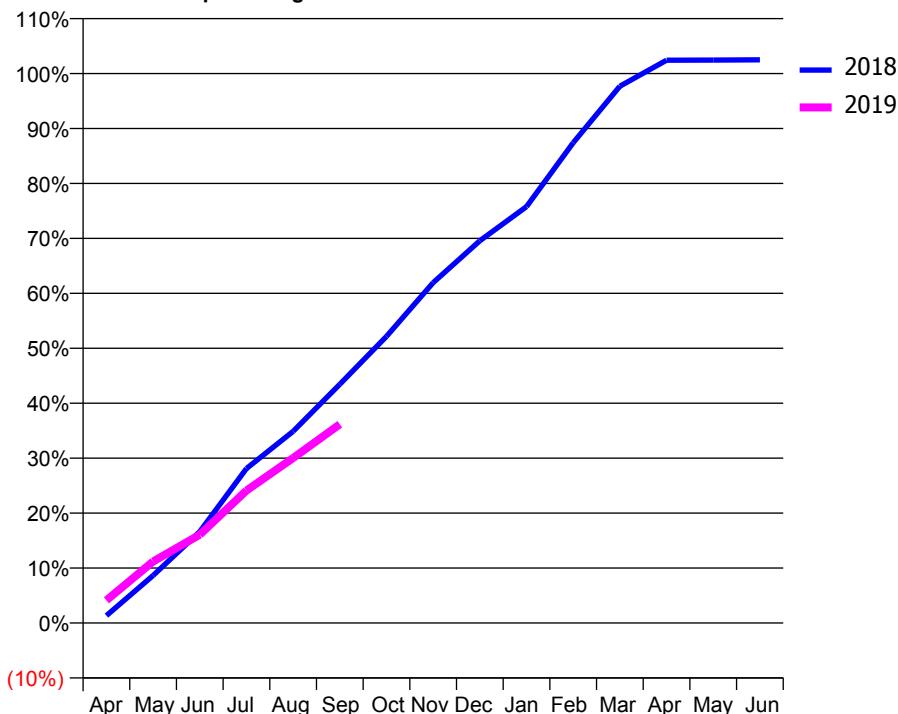
ACCESS*

Patients seen in 24 months	Total	Change since previous quarter
Quarter ending September 2017	7,010	
Quarter ending December 2017	7,037	→
Quarter ending March 2018	7,163	→
Quarter ending June 2018	7,306	→
Quarter ending September 2018	7,620	↑
Variance since September 2017	8.7%	↑



ACTIVITY

Cumulative percentage of contracted UDA delivered 2018 & 2019



Month	Adjusted Scheduled Activity (UDA)	
	2018	2019
April	294	1,327
May	1,906	3,590
June	3,665	5,149
July	6,191	7,722
August	7,687	9,616
September	9,573	11,588
October	11,491	
November	13,644	
December	15,325	
January	16,695	
February	19,253	
March	21,521	
April	22,561	
May	22,566	
June	22,578	

QUALITY

	Quantity	Base Number	Contract	AT	Region	England
% of FP17s for the same patient ID Re-attending within 3 months - Children	212	1,965	10.8%	9.9%	11.4%	11.6%
% of FP17s for the same patient ID Re-attending within 3 months - Adults	667	3,911	17.1%	13.8%	15.0%	15.5%
% of FP17s for the same patient ID Re-attending between 3 & 9 months - Children	1,161	1,965	59.1%	61.9%	59.9%	58.8%
% of FP17s for the same patient ID Re-attending between 3 & 9 months - Adults	2,023	3,911	51.7%	55.1%	52.0%	51.1%
% of FP17s for Band 1 Urgent Courses	399	5,506	7.2%	6.9%	8.0%	9.0%
% of FP17s Relating to Free Repair or Replacements	52	5,506	0.9%	0.8%	0.8%	0.8%
% of FP17s Relating to Continuations	7	5,506	0.1%	1.1%	0.9%	0.9%
% of Patients satisfied with the dentistry they have received	3	3	N/A	93.0%	93.5%	93.3%
% of Patients satisfied with the time they had to wait for an appointment	3	3	N/A	88.5%	89.1%	88.9%

* This is based on patients treated on this contract for their most recent course of treatment. Figures in italics indicate the base number of FP17s or Patient Questionnaire responses are less than 100. N/A is shown where the base number of responses is less than 10 during the period. % is calculated as Quantity/Base number*100

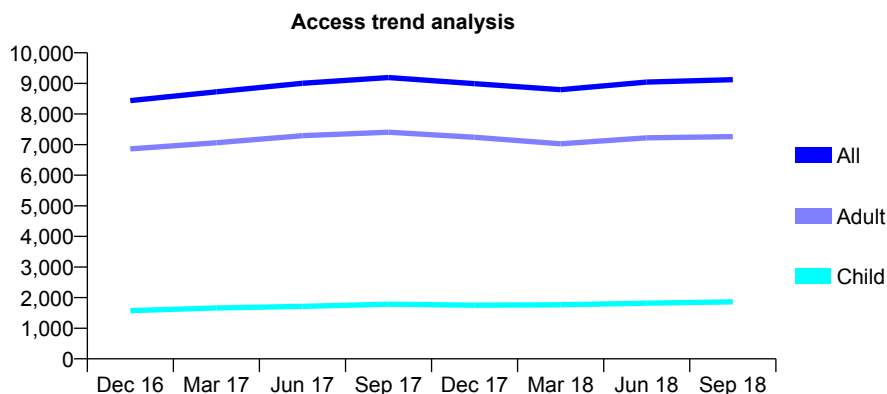
Q55 - Vital Signs At a Glance Contract Report for 118885/0001 - September 2018

Name or company name	Sherwood Dental Centre
Contract type name	GDS Contract
Purpose of contract	General
Contract start date	01/04/2006
Contract end date	

18/19 Contracted general activity (UDA)	31,155
Carry forward general activity (UDA)	0
18/19 Contracted orthodontic activity (UOA)	0
Carry forward orthodontic activity (UOA)	0
Baseline contract value	£601,537.60

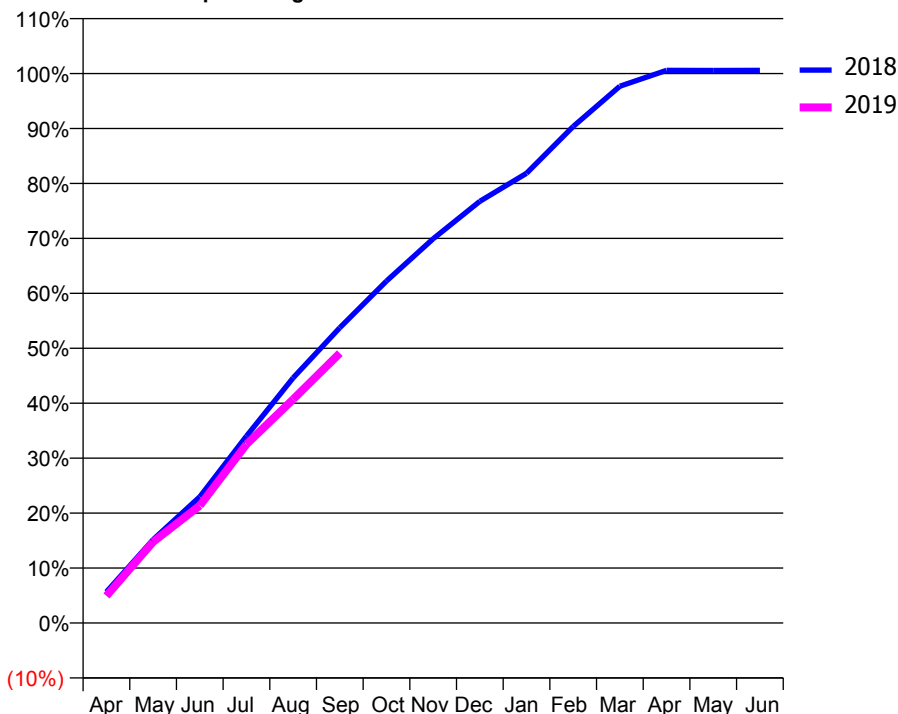
ACCESS*

Patients seen in 24 months	Total	Change since previous quarter
Quarter ending September 2017	9,193	
Quarter ending December 2017	8,992	↓
Quarter ending March 2018	8,794	↓
Quarter ending June 2018	9,045	↑
Quarter ending September 2018	9,124	→
Variance since September 2017	(0.8%)	→



ACTIVITY

Cumulative percentage of contracted UDA delivered 2018 & 2019



Adjusted Scheduled Activity (UDA)

Month	2018	2019
April	1,597	1,540
May	4,276	4,598
June	6,466	6,653
July	9,574	10,133
August	12,561	12,681
September	15,134	15,296
October	17,524	
November	19,686	
December	21,606	
January	23,040	
February	25,442	
March	27,502	
April	28,314	
May	28,312	
June	28,313	

QUALITY

	Quantity	Base Number	Contract	AT	Region	England
% of FP17s for the same patient ID Re-attending within 3 months - Children	74	1,549	4.8%	9.9%	11.4%	11.6%
% of FP17s for the same patient ID Re-attending within 3 months - Adults	346	5,139	6.7%	13.8%	15.0%	15.5%
% of FP17s for the same patient ID Re-attending between 3 & 9 months - Children	1,080	1,549	69.7%	61.9%	59.9%	58.8%
% of FP17s for the same patient ID Re-attending between 3 & 9 months - Adults	2,695	5,139	52.4%	55.1%	52.0%	51.1%
% of FP17s for Band 1 Urgent Courses	156	6,000	2.6%	6.9%	8.0%	9.0%
% of FP17s Relating to Free Repair or Replacements	29	6,000	0.5%	0.8%	0.8%	0.8%
% of FP17s Relating to Continuations	13	6,000	0.2%	1.1%	0.9%	0.9%
% of Patients satisfied with the dentistry they have received	2	3	N/A	93.0%	93.5%	93.3%
% of Patients satisfied with the time they had to wait for an appointment	2	3	N/A	88.5%	89.1%	88.9%

* This is based on patients treated on this contract for their most recent course of treatment. Figures in italics indicate the base number of FP17s or Patient Questionnaire responses are less than 100. N/A is shown where the base number of responses is less than 10 during the period. % is calculated as Quantity/Base number*100

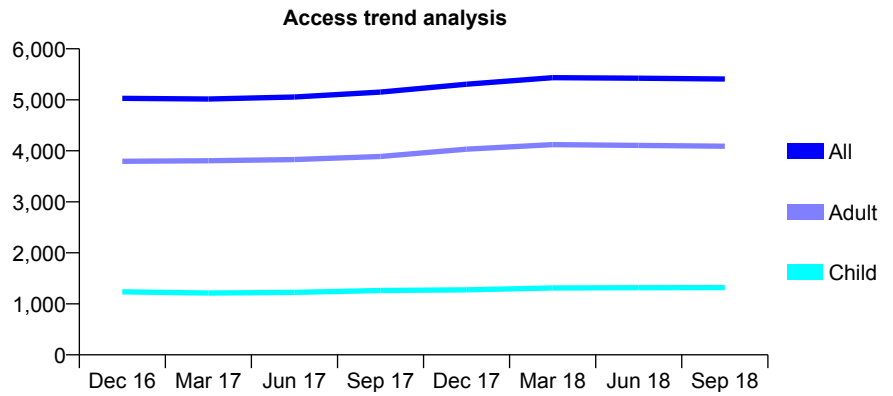
Q55 - Vital Signs At a Glance Contract Report for 119091/0002 - September 2018

Name or company name	TLC 4 Smiles Ashbourne LLP
Contract type name	PDS Contract
Purpose of contract	General
Contract start date	15/02/2010
Contract end date	14/02/2020

18/19 Contracted general activity (UDA)	14,674
Carry forward general activity (UDA)	0
18/19 Contracted orthodontic activity (UOA)	0
Carry forward orthodontic activity (UOA)	0
Baseline contract value	£483,768.64

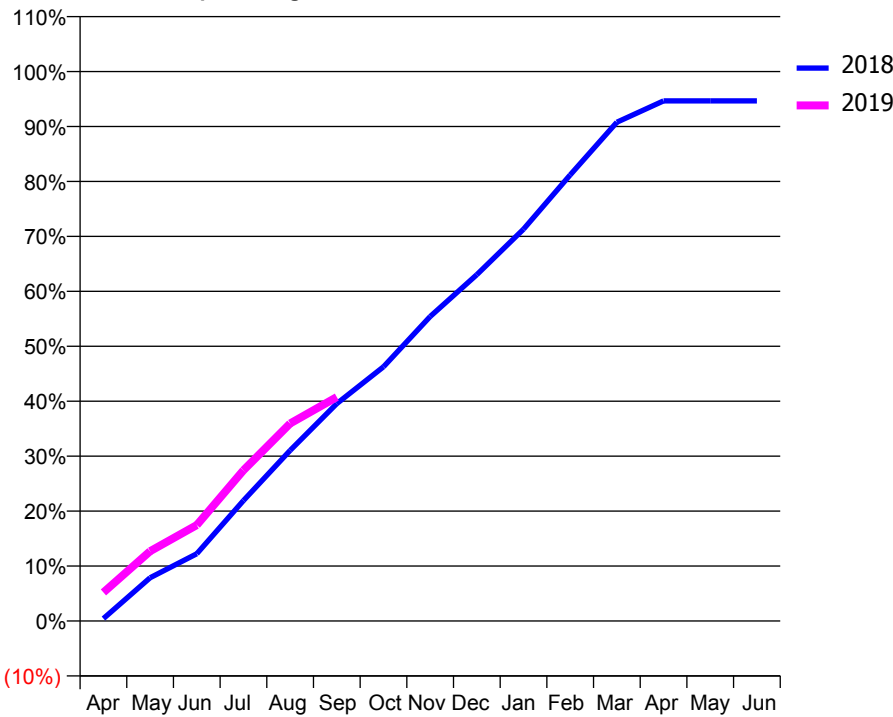
ACCESS*

Patients seen in 24 months	Total	Change since previous quarter
Quarter ending September 2017	5,151	
Quarter ending December 2017	5,307	↑
Quarter ending March 2018	5,433	↑
Quarter ending June 2018	5,423	→
Quarter ending September 2018	5,409	→
Variance since September 2017	5.0%	↑



ACTIVITY

Cumulative percentage of contracted UDA delivered 2018 & 2019



Month	Adjusted Scheduled Activity (UDA)	
	2018	2019
April	66	763
May	1,155	1,863
June	1,795	2,562
July	3,216	4,024
August	4,556	5,277
September	5,804	5,980
October	6,790	
November	8,130	
December	9,250	
January	10,465	
February	11,914	
March	13,321	
April	13,890	
May	13,890	
June	13,890	

QUALITY

	Quantity	Base Number	Contract	AT	Region	England
% of FP17s for the same patient ID Re-attending within 3 months - Children	31	990	3.1%	9.9%	11.4%	11.6%
% of FP17s for the same patient ID Re-attending within 3 months - Adults	265	2,790	9.5%	13.8%	15.0%	15.5%
% of FP17s for the same patient ID Re-attending between 3 & 9 months - Children	705	990	71.2%	61.9%	59.9%	58.8%
% of FP17s for the same patient ID Re-attending between 3 & 9 months - Adults	1,820	2,790	65.2%	55.1%	52.0%	51.1%
% of FP17s for Band 1 Urgent Courses	202	3,522	5.7%	6.9%	8.0%	9.0%
% of FP17s Relating to Free Repair or Replacements	14	3,522	0.4%	0.8%	0.8%	0.8%
% of FP17s Relating to Continuations	27	3,522	0.8%	1.1%	0.9%	0.9%
% of Patients satisfied with the dentistry they have received	9	9	N/A	93.0%	93.5%	93.3%
% of Patients satisfied with the time they had to wait for an appointment	9	9	N/A	88.5%	89.1%	88.9%

* This is based on patients treated on this contract for their most recent course of treatment. Figures in italics indicate the base number of FP17s or Patient Questionnaire responses are less than 100. N/A is shown where the base number of responses is less than 10 during the period. % is calculated as Quantity/Base number*100

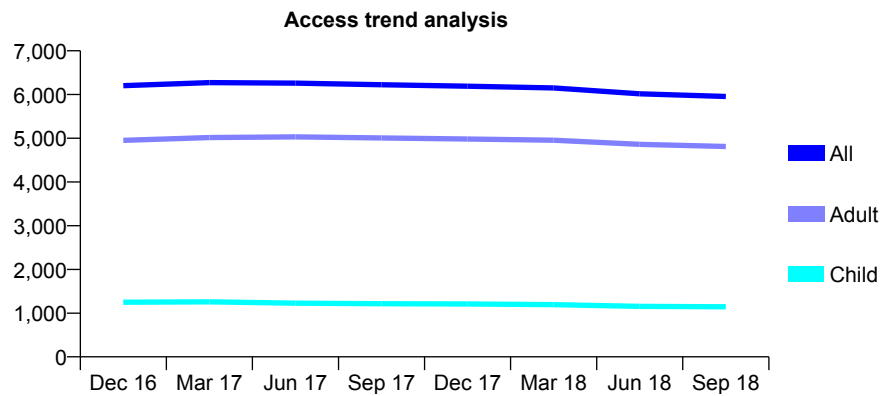
Q55 - Vital Signs At a Glance Contract Report for 119105/0001 - September 2018

Name or company name	THE PEAR TREE DENTAL CENTRE LIMITED
Contract type name	GDS Contract
Purpose of contract	General
Contract start date	01/09/2010
Contract end date	

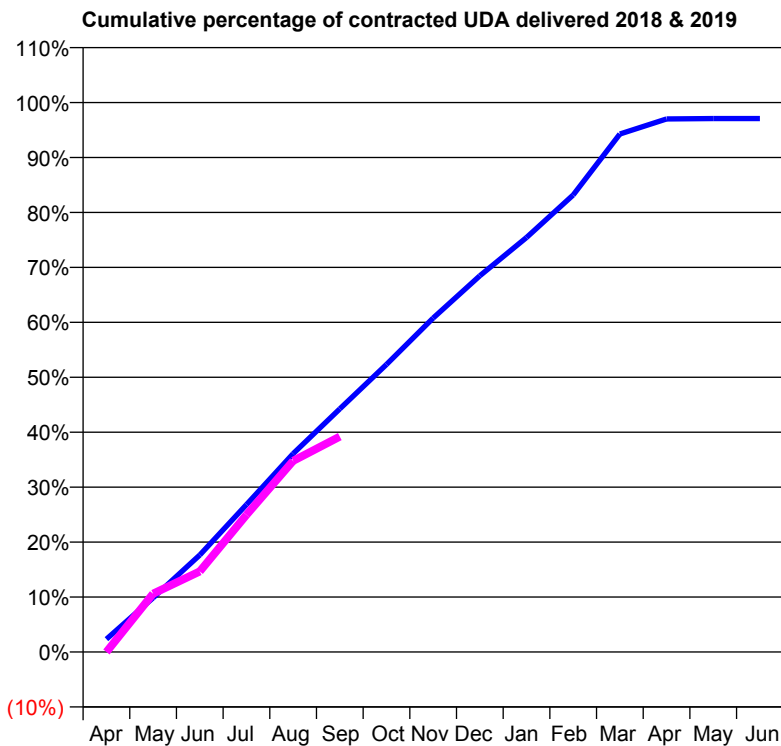
18/19 Contracted general activity (UDA)	16,518
Carry forward general activity (UDA)	0
18/19 Contracted orthodontic activity (UOA)	0
Carry forward orthodontic activity (UOA)	0
Baseline contract value	£406,733.24

ACCESS*

Patients seen in 24 months	Total	Change since previous quarter
Quarter ending September 2017	6,223	
Quarter ending December 2017	6,191	→
Quarter ending March 2018	6,150	→
Quarter ending June 2018	6,015	↓
Quarter ending September 2018	5,956	→
Variance since September 2017	(4.3%)	↓



ACTIVITY



Month	Adjusted Scheduled Activity (UDA)	
	2018	2019
April	388	0
May	1,629	1,753
June	2,918	2,424
July	4,432	4,122
August	5,962	5,746
September	7,309	6,477
October	8,645	
November	10,038	
December	11,312	
January	12,460	
February	13,741	
March	15,572	
April	16,024	
May	16,038	
June	16,038	

QUALITY

	Quantity	Base Number	Contract	AT	Region	England
% of FP17s for the same patient ID Re-attending within 3 months - Children	30	857	3.5%	9.9%	11.4%	11.6%
% of FP17s for the same patient ID Re-attending within 3 months - Adults	428	3,703	11.6%	13.8%	15.0%	15.5%
% of FP17s for the same patient ID Re-attending between 3 & 9 months - Children	625	857	72.9%	61.9%	59.9%	58.8%
% of FP17s for the same patient ID Re-attending between 3 & 9 months - Adults	2,599	3,703	70.2%	55.1%	52.0%	51.1%
% of FP17s for Band 1 Urgent Courses	155	4,284	3.6%	6.9%	8.0%	9.0%
% of FP17s Relating to Free Repair or Replacements	39	4,284	0.9%	0.8%	0.8%	0.8%
% of FP17s Relating to Continuations	82	4,284	1.9%	1.1%	0.9%	0.9%
% of Patients satisfied with the dentistry they have received	3	3	N/A	93.0%	93.5%	93.3%
% of Patients satisfied with the time they had to wait for an appointment	3	3	N/A	88.5%	89.1%	88.9%

* This is based on patients treated on this contract for their most recent course of treatment. Figures in italics indicate the base number of FP17s or Patient Questionnaire responses are less than 100. N/A is shown where the base number of responses is less than 10 during the period. % is calculated as Quantity/Base number*100

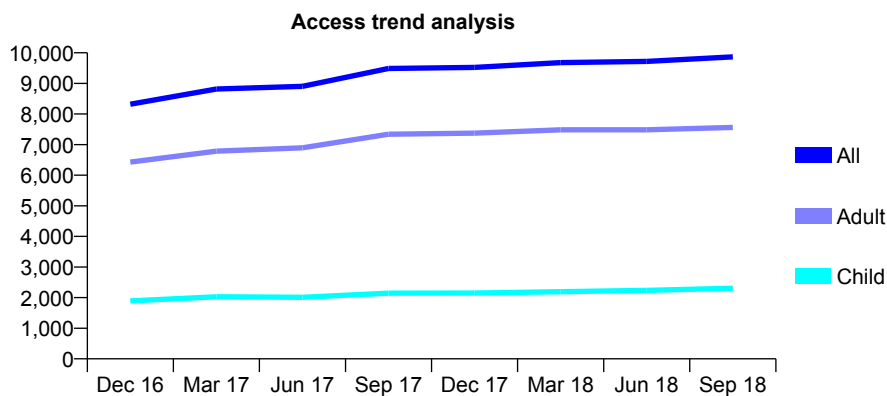
Q55 - Vital Signs At a Glance Contract Report for 120898/0001 - September 2018

Name or company name	Nationwide Healthcare Providers Ltd
Contract type name	GDS Contract
Purpose of contract	General
Contract start date	01/04/2015
Contract end date	

18/19 Contracted general activity (UDA)	27,708
Carry forward general activity (UDA)	0
18/19 Contracted orthodontic activity (UOA)	0
Carry forward orthodontic activity (UOA)	0
Baseline contract value	£550,607.45

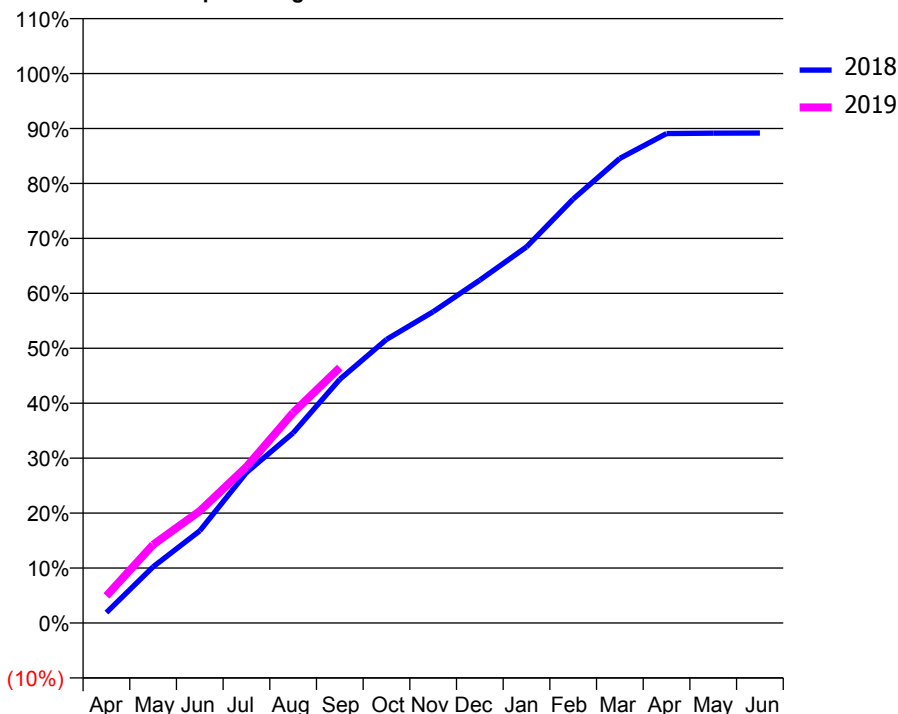
ACCESS*

Patients seen in 24 months	Total	Change since previous quarter
Quarter ending September 2017	9,488	
Quarter ending December 2017	9,525	→
Quarter ending March 2018	9,679	→
Quarter ending June 2018	9,721	→
Quarter ending September 2018	9,869	→
Variance since September 2017	4.0%	↑



ACTIVITY

Cumulative percentage of contracted UDA delivered 2018 & 2019



Month	Adjusted Scheduled Activity (UDA)	
	2018	2019
April	527	1,371
May	2,831	3,952
June	4,647	5,647
July	7,586	7,876
August	9,584	10,605
September	12,287	12,878
October	14,296	
November	15,695	
December	17,289	
January	18,967	
February	21,379	
March	23,431	
April	24,680	
May	24,702	
June	24,704	

QUALITY

	Quantity	Base Number	Contract	AT	Region	England
% of FP17s for the same patient ID Re-attending within 3 months - Children	120	1,678	7.2%	9.9%	11.4%	11.6%
% of FP17s for the same patient ID Re-attending within 3 months - Adults	644	4,962	13.0%	13.8%	15.0%	15.5%
% of FP17s for the same patient ID Re-attending between 3 & 9 months - Children	805	1,678	48.0%	61.9%	59.9%	58.8%
% of FP17s for the same patient ID Re-attending between 3 & 9 months - Adults	2,337	4,962	47.1%	55.1%	52.0%	51.1%
% of FP17s for Band 1 Urgent Courses	449	5,992	7.5%	6.9%	8.0%	9.0%
% of FP17s Relating to Free Repair or Replacements	12	5,992	0.2%	0.8%	0.8%	0.8%
% of FP17s Relating to Continuations	98	5,992	1.6%	1.1%	0.9%	0.9%
% of Patients satisfied with the dentistry they have received	6	7	N/A	93.0%	93.5%	93.3%
% of Patients satisfied with the time they had to wait for an appointment	7	7	N/A	88.5%	89.1%	88.9%

* This is based on patients treated on this contract for their most recent course of treatment. Figures in italics indicate the base number of FP17s or Patient Questionnaire responses are less than 100. N/A is shown where the base number of responses is less than 10 during the period. % is calculated as Quantity/Base number*100

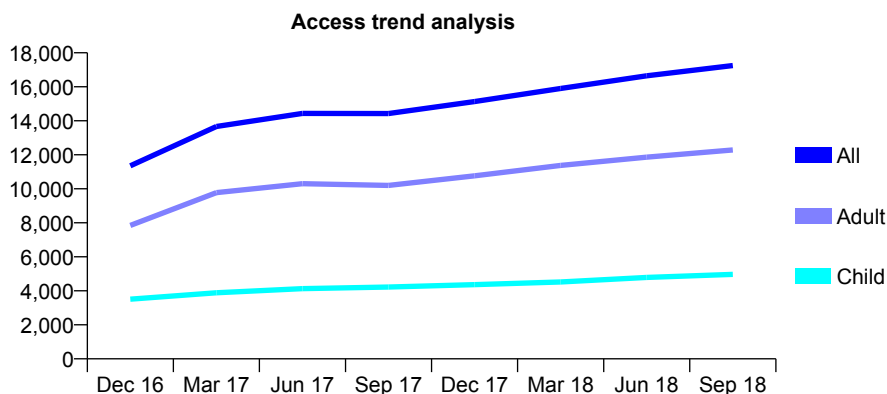
Q55 - Vital Signs At a Glance Contract Report for 120898/0002 - September 2018

Name or company name	Nationwide Healthcare Providers Ltd
Contract type name	GDS Contract
Purpose of contract	General
Contract start date	01/06/2015
Contract end date	

18/19 Contracted general activity (UDA)	41,898
Carry forward general activity (UDA)	0
18/19 Contracted orthodontic activity (UOA)	0
Carry forward orthodontic activity (UOA)	0
Baseline contract value	£959,683.53

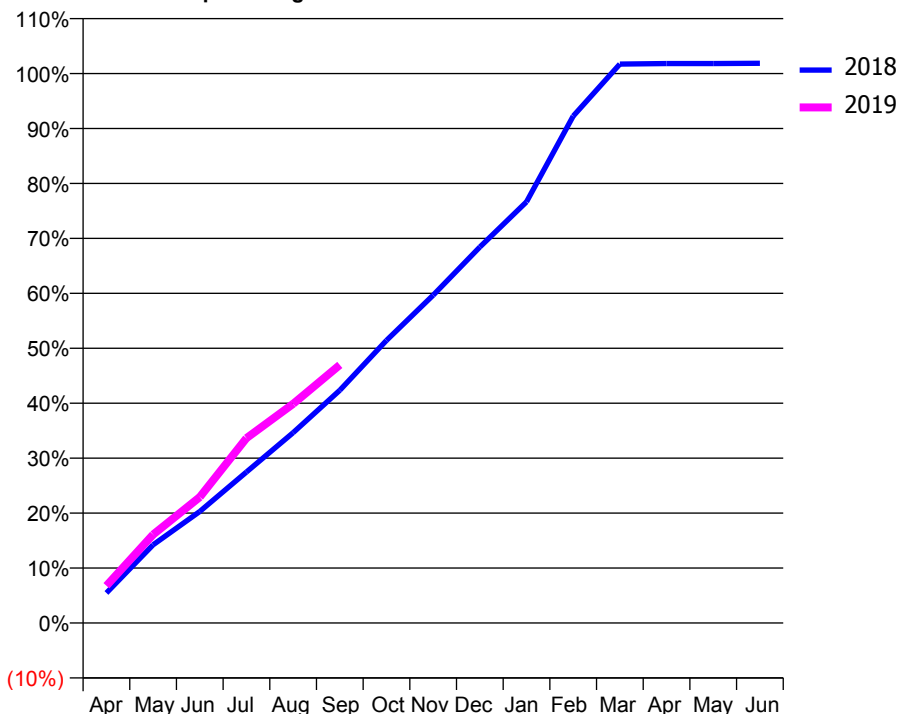
ACCESS*

Patients seen in 24 months	Total	Change since previous quarter
Quarter ending September 2017	14,427	
Quarter ending December 2017	15,131	↑
Quarter ending March 2018	15,902	↑
Quarter ending June 2018	16,647	↑
Quarter ending September 2018	17,250	↑
Variance since September 2017	19.6%	↑



ACTIVITY

Cumulative percentage of contracted UDA delivered 2018 & 2019



Adjusted Scheduled Activity (UDA)

Month	2018	2019
April	2,020	2,842
May	5,250	6,748
June	7,491	9,601
July	10,143	14,097
August	12,778	16,715
September	15,627	19,679
October	18,980	
November	22,015	
December	25,242	
January	28,280	
February	34,041	
March	37,529	
April	37,563	
May	37,571	
June	37,584	

QUALITY

	Quantity	Base Number	Contract	AT	Region	England
% of FP17s for the same patient ID Re-attending within 3 months - Children	240	3,214	7.5%	9.9%	11.4%	11.6%
% of FP17s for the same patient ID Re-attending within 3 months - Adults	731	5,272	13.9%	13.8%	15.0%	15.5%
% of FP17s for the same patient ID Re-attending between 3 & 9 months - Children	1,566	3,214	48.7%	61.9%	59.9%	58.8%
% of FP17s for the same patient ID Re-attending between 3 & 9 months - Adults	1,920	5,272	36.4%	55.1%	52.0%	51.1%
% of FP17s for Band 1 Urgent Courses	719	8,453	8.5%	6.9%	8.0%	9.0%
% of FP17s Relating to Free Repair or Replacements	28	8,453	0.3%	0.8%	0.8%	0.8%
% of FP17s Relating to Continuations	181	8,453	2.1%	1.1%	0.9%	0.9%
% of Patients satisfied with the dentistry they have received	5	7	N/A	93.0%	93.5%	93.3%
% of Patients satisfied with the time they had to wait for an appointment	5	7	N/A	88.5%	89.1%	88.9%

* This is based on patients treated on this contract for their most recent course of treatment. Figures in italics indicate the base number of FP17s or Patient Questionnaire responses are less than 100. N/A is shown where the base number of responses is less than 10 during the period. % is calculated as Quantity/Base number*100

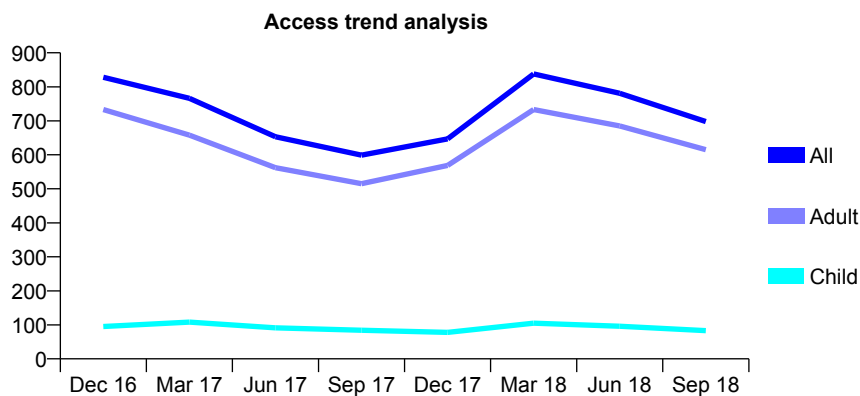
Q55 - Vital Signs At a Glance Contract Report for 121908/0002 - September 2018

Name or company name	Forest Road and Cherry Orchard Mount
Contract type name	GDS Contract
Purpose of contract	General
Contract start date	18/09/2012
Contract end date	

18/19 Contracted general activity (UDA)	3,955
Carry forward general activity (UDA)	0
18/19 Contracted orthodontic activity (UOA)	0
Carry forward orthodontic activity (UOA)	0
Baseline contract value	£102,647.00

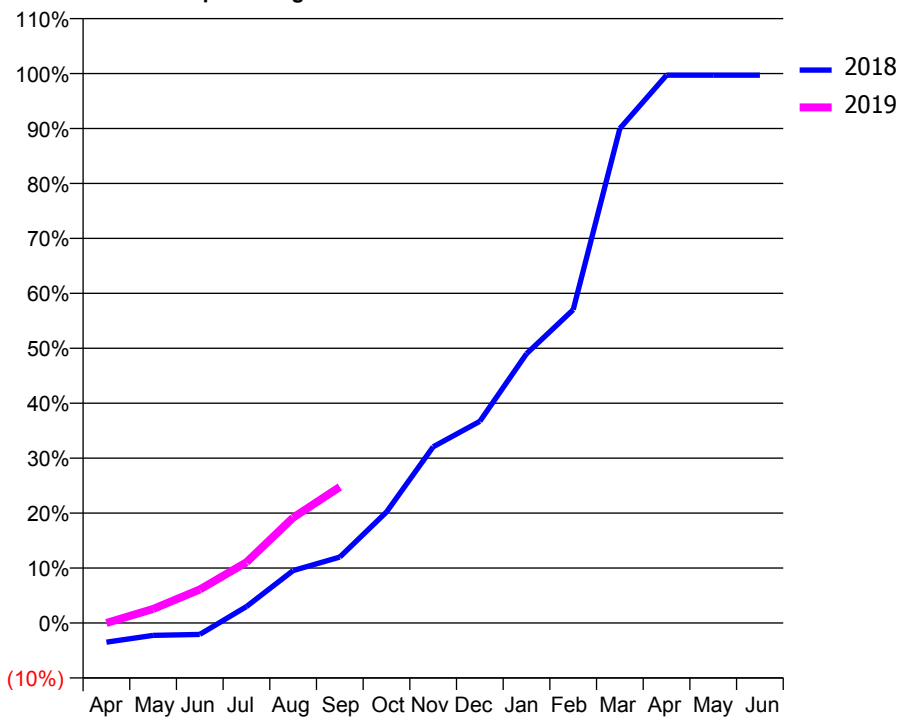
ACCESS*

Patients seen in 24 months	Total	Change since previous quarter
Quarter ending September 2017	599	
Quarter ending December 2017	647	↑
Quarter ending March 2018	838	↑
Quarter ending June 2018	781	↓
Quarter ending September 2018	698	↓
Variance since September 2017	16.5%	↑



ACTIVITY

Cumulative percentage of contracted UDA delivered 2018 & 2019



Adjusted Scheduled Activity (UDA)

Month	2018	2019
April	-139	0
May	-89	101
June	-83	242
July	119	437
August	378	759
September	475	979
October	799	
November	1,269	
December	1,452	
January	1,938	
February	2,255	
March	3,559	
April	3,943	
May	3,943	
June	3,943	

QUALITY

	Quantity	Base Number	Contract	AT	Region	England
% of FP17s for the same patient ID Re-attending within 3 months - Children	1	38	2.6%	9.9%	11.4%	11.6%
% of FP17s for the same patient ID Re-attending within 3 months - Adults	32	277	11.6%	13.8%	15.0%	15.5%
% of FP17s for the same patient ID Re-attending between 3 & 9 months - Children	23	38	60.5%	61.9%	59.9%	58.8%
% of FP17s for the same patient ID Re-attending between 3 & 9 months - Adults	134	277	48.4%	55.1%	52.0%	51.1%
% of FP17s for Band 1 Urgent Courses	15	238	6.3%	6.9%	8.0%	9.0%
% of FP17s Relating to Free Repair or Replacements	3	238	1.3%	0.8%	0.8%	0.8%
% of FP17s Relating to Continuations	1	238	0.4%	1.1%	0.9%	0.9%
% of Patients satisfied with the dentistry they have received	1	1	N/A	93.0%	93.5%	93.3%
% of Patients satisfied with the time they had to wait for an appointment	1	1	N/A	88.5%	89.1%	88.9%

* This is based on patients treated on this contract for their most recent course of treatment. Figures in italics indicate the base number of FP17s or Patient Questionnaire responses are less than 100. N/A is shown where the base number of responses is less than 10 during the period. % is calculated as Quantity/Base number*100

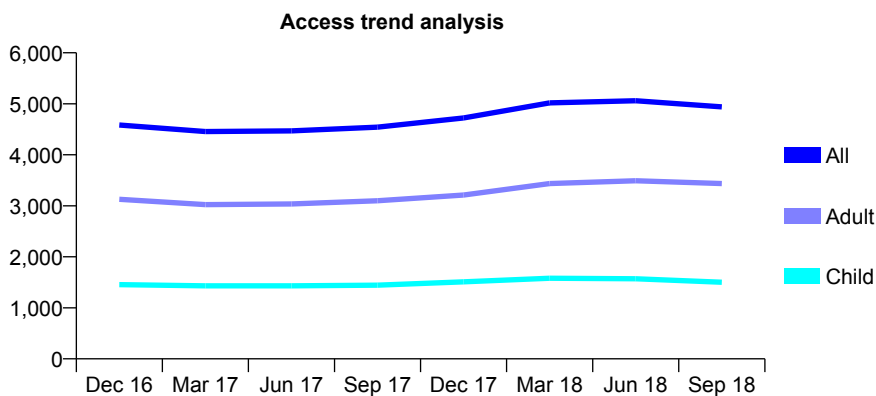
Q55 - Vital Signs At a Glance Contract Report for 124788/0002 - September 2018

Name or company name	Laxsh Ltd
Contract type name	GDS Contract
Purpose of contract	General
Contract start date	23/02/2009
Contract end date	

18/19 Contracted general activity (UDA)	14,000
Carry forward general activity (UDA)	0
18/19 Contracted orthodontic activity (UOA)	0
Carry forward orthodontic activity (UOA)	0
Baseline contract value	£320,946.06

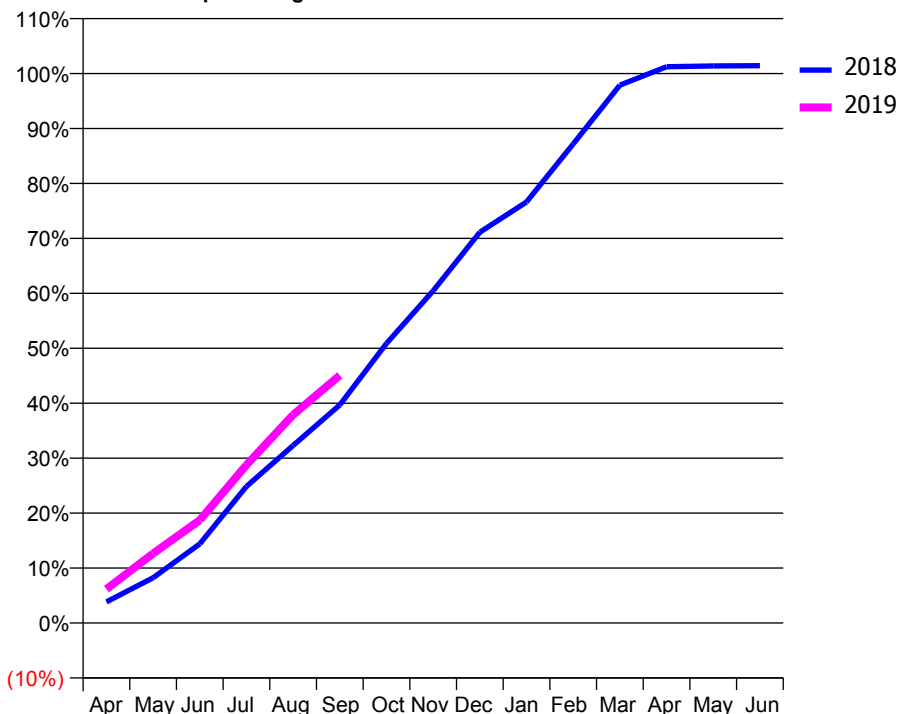
ACCESS*

Patients seen in 24 months	Total	Change since previous quarter
Quarter ending September 2017	4,543	
Quarter ending December 2017	4,723	↑
Quarter ending March 2018	5,017	↑
Quarter ending June 2018	5,061	→
Quarter ending September 2018	4,939	↓
Variance since September 2017	8.7%	↑



ACTIVITY

Cumulative percentage of contracted UDA delivered 2018 & 2019



Month	Adjusted Scheduled Activity (UDA)	
	2018	2019
April	537	865
May	1,152	1,771
June	2,015	2,622
July	3,481	4,029
August	4,524	5,304
September	5,557	6,310
October	7,121	
November	8,464	
December	9,955	
January	10,726	
February	12,204	
March	13,702	
April	14,172	
May	14,194	
June	14,200	

QUALITY

	Quantity	Base Number	Contract	AT	Region	England
% of FP17s for the same patient ID Re-attending within 3 months - Children	80	1,115	7.2%	9.9%	11.4%	11.6%
% of FP17s for the same patient ID Re-attending within 3 months - Adults	318	2,440	13.0%	13.8%	15.0%	15.5%
% of FP17s for the same patient ID Re-attending between 3 & 9 months - Children	788	1,115	70.7%	61.9%	59.9%	58.8%
% of FP17s for the same patient ID Re-attending between 3 & 9 months - Adults	1,574	2,440	64.5%	55.1%	52.0%	51.1%
% of FP17s for Band 1 Urgent Courses	207	3,325	6.2%	6.9%	8.0%	9.0%
% of FP17s Relating to Free Repair or Replacements	11	3,325	0.3%	0.8%	0.8%	0.8%
% of FP17s Relating to Continuations	55	3,325	1.7%	1.1%	0.9%	0.9%
% of Patients satisfied with the dentistry they have received	1	1	N/A	93.0%	93.5%	93.3%
% of Patients satisfied with the time they had to wait for an appointment	1	1	N/A	88.5%	89.1%	88.9%

* This is based on patients treated on this contract for their most recent course of treatment. Figures in italics indicate the base number of FP17s or Patient Questionnaire responses are less than 100. N/A is shown where the base number of responses is less than 10 during the period. % is calculated as Quantity/Base number*100

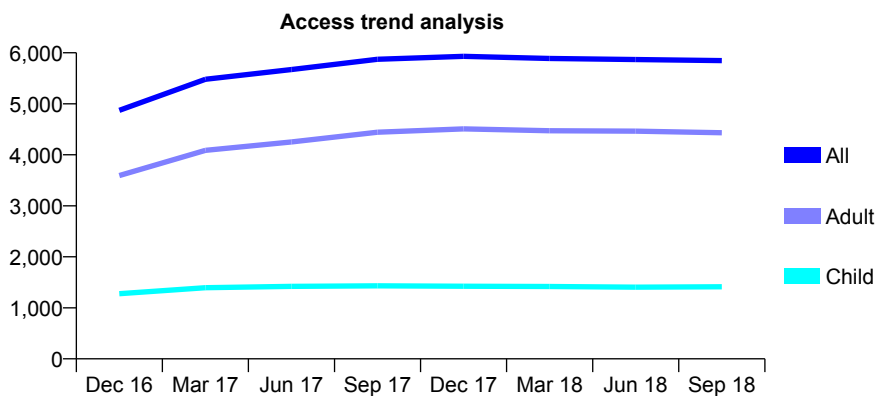
Q55 - Vital Signs At a Glance Contract Report for 124931/0001 - September 2018

Name or company name	Goyt Valley Medical & Dental Practice
Contract type name	GDS Contract
Purpose of contract	General
Contract start date	01/04/2008
Contract end date	

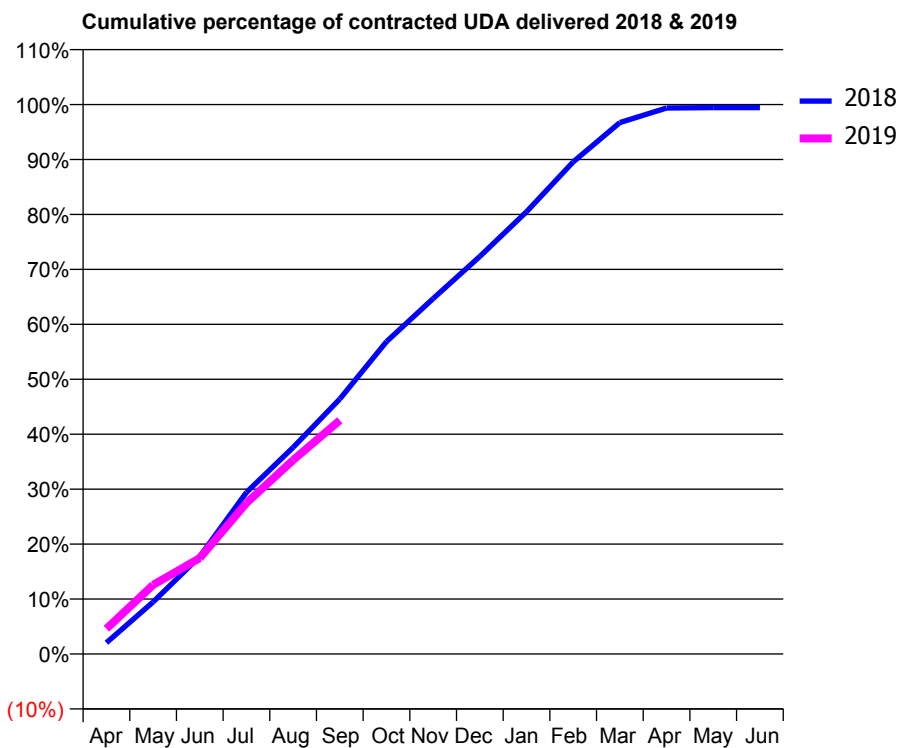
18/19 Contracted general activity (UDA)	19,370
Carry forward general activity (UDA)	0
18/19 Contracted orthodontic activity (UOA)	0
Carry forward orthodontic activity (UOA)	0
Baseline contract value	£617,558.86

ACCESS*

Patients seen in 24 months	Total	Change since previous quarter
Quarter ending September 2017	5,874	
Quarter ending December 2017	5,931	→
Quarter ending March 2018	5,890	→
Quarter ending June 2018	5,869	→
Quarter ending September 2018	5,847	→
Variance since September 2017	(0.5%)	→



ACTIVITY



Month	Adjusted Scheduled Activity (UDA)	
	2018	2019
April	397	890
May	1,834	2,439
June	3,439	3,381
July	5,699	5,323
August	7,282	6,839
September	8,991	8,240
October	11,010	
November	12,531	
December	14,017	
January	15,591	
February	17,349	
March	18,736	
April	19,246	
May	19,259	
June	19,259	

QUALITY

	Quantity	Base Number	Contract	AT	Region	England
% of FP17s for the same patient ID Re-attending within 3 months - Children	67	1,179	5.7%	9.9%	11.4%	11.6%
% of FP17s for the same patient ID Re-attending within 3 months - Adults	529	3,611	14.6%	13.8%	15.0%	15.5%
% of FP17s for the same patient ID Re-attending between 3 & 9 months - Children	820	1,179	69.6%	61.9%	59.9%	58.8%
% of FP17s for the same patient ID Re-attending between 3 & 9 months - Adults	2,338	3,611	64.7%	55.1%	52.0%	51.1%
% of FP17s for Band 1 Urgent Courses	319	4,520	7.1%	6.9%	8.0%	9.0%
% of FP17s Relating to Free Repair or Replacements	42	4,520	0.9%	0.8%	0.8%	0.8%
% of FP17s Relating to Continuations	45	4,520	1.0%	1.1%	0.9%	0.9%
% of Patients satisfied with the dentistry they have received	14	14	100.0%	93.0%	93.5%	93.3%
% of Patients satisfied with the time they had to wait for an appointment	13	14	92.9%	88.5%	89.1%	88.9%

* This is based on patients treated on this contract for their most recent course of treatment. Figures in italics indicate the base number of FP17s or Patient Questionnaire responses are less than 100. N/A is shown where the base number of responses is less than 10 during the period. % is calculated as Quantity/Base number*100

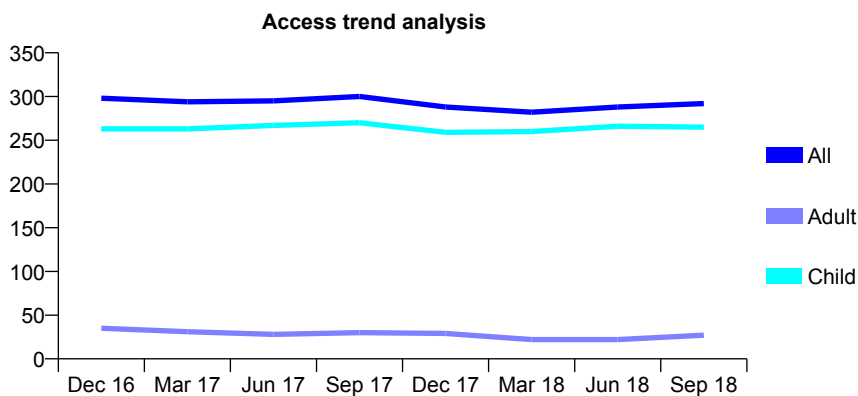
Q55 - Vital Signs At a Glance Contract Report for 125563/0001 - September 2018

Name or company name	S Goodwin Limited*
Contract type name	GDS Contract
Purpose of contract	General
Contract start date	01/10/2008
Contract end date	

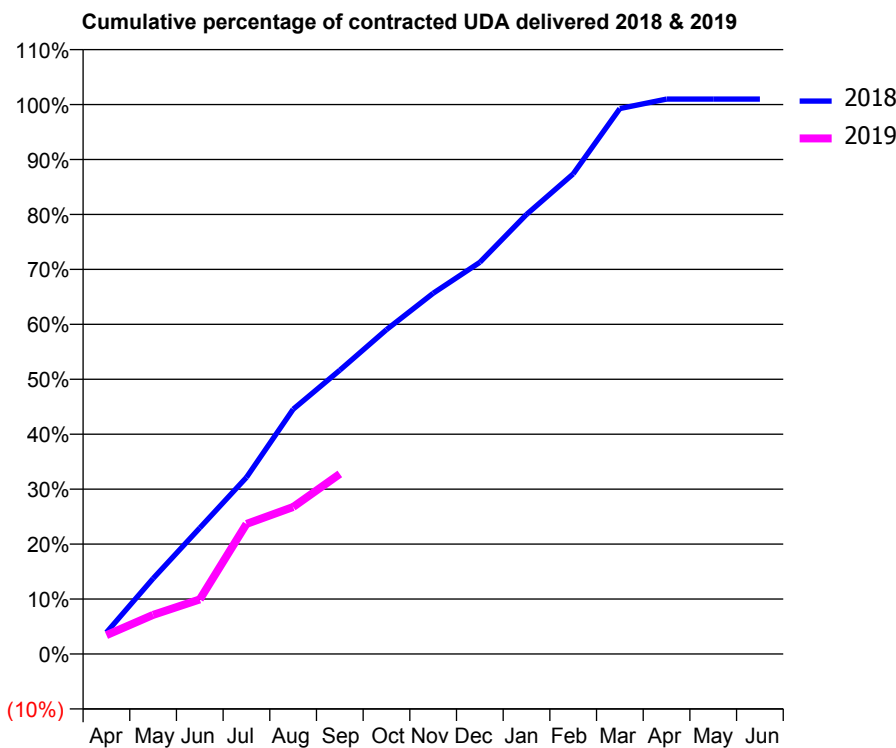
18/19 Contracted general activity (UDA)	815
Carry forward general activity (UDA)	0
18/19 Contracted orthodontic activity (UOA)	0
Carry forward orthodontic activity (UOA)	0
Baseline contract value	£25,827.94

ACCESS*

Patients seen in 24 months	Total	Change since previous quarter
Quarter ending September 2017	300	
Quarter ending December 2017	288	↓
Quarter ending March 2018	282	↓
Quarter ending June 2018	288	↑
Quarter ending September 2018	292	→
Variance since September 2017	(2.7%)	↓



ACTIVITY



Month	Adjusted Scheduled Activity (UDA)	
	2018	2019
April	32	28
May	112	58
June	187	81
July	262	193
August	363	218
September	421	267
October	481	
November	535	
December	581	
January	652	
February	712	
March	809	
April	823	
May	823	
June	823	

QUALITY

	Quantity	Base Number	Contract	AT	Region	England
% of FP17s for the same patient ID Re-attending within 3 months - Children	26	209	12.4%	9.9%	11.4%	11.6%
% of FP17s for the same patient ID Re-attending within 3 months - Adults	0	0	N/A	13.8%	15.0%	15.5%
% of FP17s for the same patient ID Re-attending between 3 & 9 months - Children	140	209	67.0%	61.9%	59.9%	58.8%
% of FP17s for the same patient ID Re-attending between 3 & 9 months - Adults	0	0	N/A	55.1%	52.0%	51.1%
% of FP17s for Band 1 Urgent Courses	0	199	0.0%	6.9%	8.0%	9.0%
% of FP17s Relating to Free Repair or Replacements	0	199	0.0%	0.8%	0.8%	0.8%
% of FP17s Relating to Continuations	0	199	0.0%	1.1%	0.9%	0.9%
% of Patients satisfied with the dentistry they have received	0	0	N/A	93.0%	93.5%	93.3%
% of Patients satisfied with the time they had to wait for an appointment	0	0	N/A	88.5%	89.1%	88.9%

* This is based on patients treated on this contract for their most recent course of treatment. Figures in italics indicate the base number of FP17s or Patient Questionnaire responses are less than 100. N/A is shown where the base number of responses is less than 10 during the period. % is calculated as Quantity/Base number*100

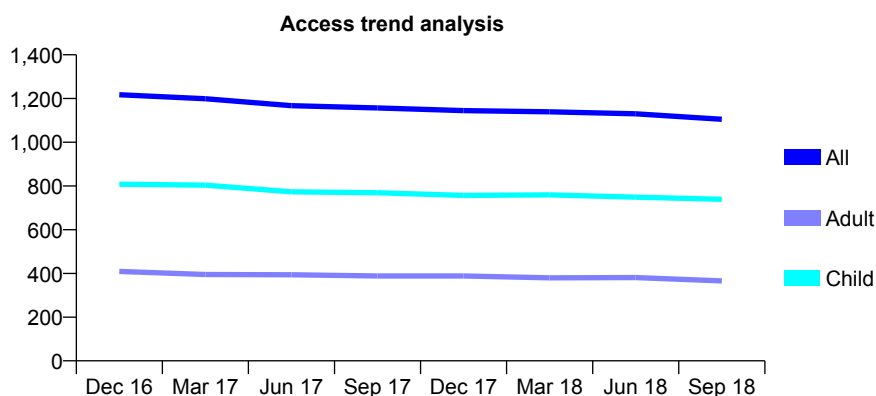
Q55 - Vital Signs At a Glance Contract Report for 125725/0001 - September 2018

Name or company name	D A Bradley Ltd
Contract type name	GDS Contract
Purpose of contract	General
Contract start date	01/09/2008
Contract end date	

18/19 Contracted general activity (UDA)	3,700
Carry forward general activity (UDA)	0
18/19 Contracted orthodontic activity (UOA)	0
Carry forward orthodontic activity (UOA)	0
Baseline contract value	£100,172.78

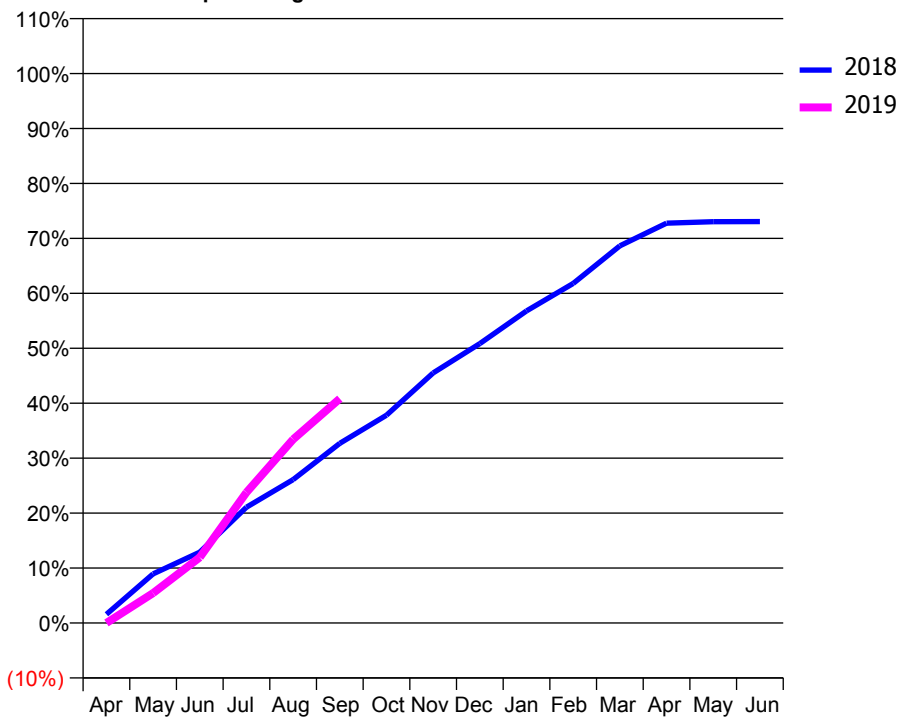
ACCESS*

Patients seen in 24 months	Total	Change since previous quarter
Quarter ending September 2017	1,157	
Quarter ending December 2017	1,145	↓
Quarter ending March 2018	1,139	→
Quarter ending June 2018	1,130	→
Quarter ending September 2018	1,105	↓
Variance since September 2017	(4.5%)	↓



ACTIVITY

Cumulative percentage of contracted UDA delivered 2018 & 2019



Adjusted Scheduled Activity (UDA)

Month	2018	2019
April	59	0
May	331	201
June	477	442
July	780	880
August	966	1,237
September	1,210	1,511
October	1,399	
November	1,684	
December	1,882	
January	2,102	
February	2,287	
March	2,540	
April	2,692	
May	2,702	
June	2,703	

QUALITY

	Quantity	Base Number	Contract	AT	Region	England
% of FP17s for the same patient ID Re-attending within 3 months - Children	25	557	4.5%	9.9%	11.4%	11.6%
% of FP17s for the same patient ID Re-attending within 3 months - Adults	16	210	7.6%	13.8%	15.0%	15.5%
% of FP17s for the same patient ID Re-attending between 3 & 9 months - Children	331	557	59.4%	61.9%	59.9%	58.8%
% of FP17s for the same patient ID Re-attending between 3 & 9 months - Adults	124	210	59.0%	55.1%	52.0%	51.1%
% of FP17s for Band 1 Urgent Courses	9	687	1.3%	6.9%	8.0%	9.0%
% of FP17s Relating to Free Repair or Replacements	1	687	0.1%	0.8%	0.8%	0.8%
% of FP17s Relating to Continuations	7	687	1.0%	1.1%	0.9%	0.9%
% of Patients satisfied with the dentistry they have received	0	0	N/A	93.0%	93.5%	93.3%
% of Patients satisfied with the time they had to wait for an appointment	0	0	N/A	88.5%	89.1%	88.9%

* This is based on patients treated on this contract for their most recent course of treatment. Figures in italics indicate the base number of FP17s or Patient Questionnaire responses are less than 100. N/A is shown where the base number of responses is less than 10 during the period. % is calculated as Quantity/Base number*100

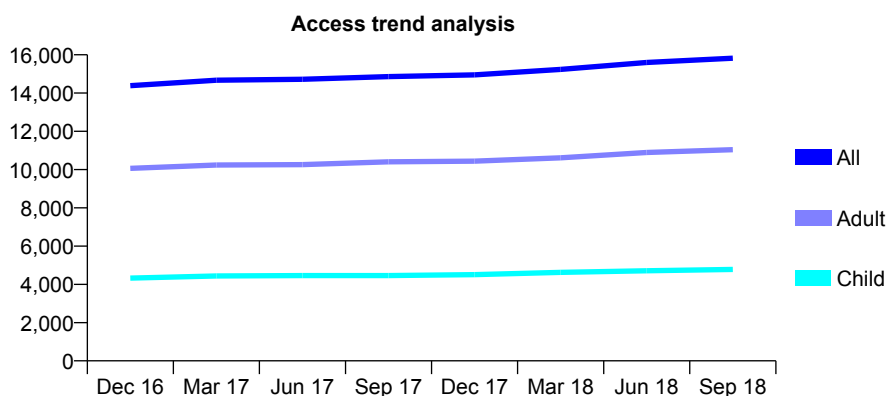
Q55 - Vital Signs At a Glance Contract Report for 126667/0001 - September 2018

Name or company name	Nationwide Healthcare - Normanton Road f
Contract type name	GDS Contract
Purpose of contract	General
Contract start date	17/02/2009
Contract end date	

18/19 Contracted general activity (UDA)	48,218
Carry forward general activity (UDA)	0
18/19 Contracted orthodontic activity (UOA)	0
Carry forward orthodontic activity (UOA)	0
Baseline contract value	£1,173,079.95

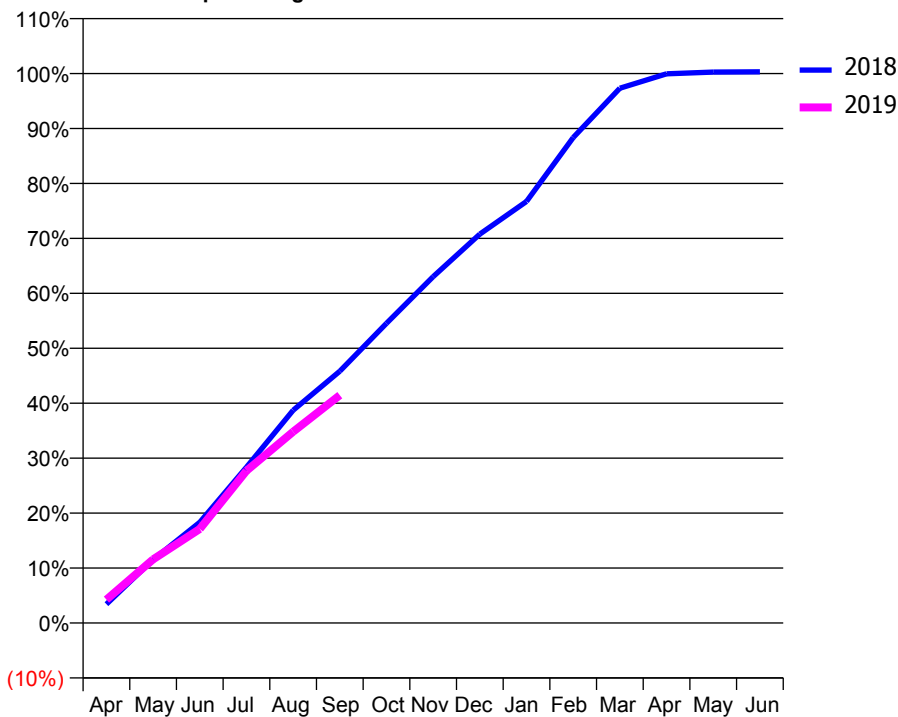
ACCESS*

Patients seen in 24 months	Total	Change since previous quarter
Quarter ending September 2017	14,859	
Quarter ending December 2017	14,948	→
Quarter ending March 2018	15,238	→
Quarter ending June 2018	15,602	↑
Quarter ending September 2018	15,819	→
Variance since September 2017	6.5%	↑



ACTIVITY

Cumulative percentage of contracted UDA delivered 2018 & 2019



Month	Adjusted Scheduled Activity (UDA)	
	2018	2019
April	1,384	2,057
May	4,643	5,593
June	7,373	8,258
July	11,407	13,353
August	15,571	16,785
September	18,428	19,997
October	21,930	
November	25,355	
December	28,468	
January	30,852	
February	35,527	
March	39,141	
April	40,198	
May	40,320	
June	40,343	

QUALITY

	Quantity	Base Number	Contract	AT	Region	England
% of FP17s for the same patient ID Re-attending within 3 months - Children	301	3,426	8.8%	9.9%	11.4%	11.6%
% of FP17s for the same patient ID Re-attending within 3 months - Adults	680	5,891	11.5%	13.8%	15.0%	15.5%
% of FP17s for the same patient ID Re-attending between 3 & 9 months - Children	1,764	3,426	51.5%	61.9%	59.9%	58.8%
% of FP17s for the same patient ID Re-attending between 3 & 9 months - Adults	2,137	5,891	36.3%	55.1%	52.0%	51.1%
% of FP17s for Band 1 Urgent Courses	595	8,777	6.8%	6.9%	8.0%	9.0%
% of FP17s Relating to Free Repair or Replacements	26	8,777	0.3%	0.8%	0.8%	0.8%
% of FP17s Relating to Continuations	150	8,777	1.7%	1.1%	0.9%	0.9%
% of Patients satisfied with the dentistry they have received	4	5	N/A	93.0%	93.5%	93.3%
% of Patients satisfied with the time they had to wait for an appointment	3	5	N/A	88.5%	89.1%	88.9%

* This is based on patients treated on this contract for their most recent course of treatment. Figures in italics indicate the base number of FP17s or Patient Questionnaire responses are less than 100. N/A is shown where the base number of responses is less than 10 during the period. % is calculated as Quantity/Base number*100

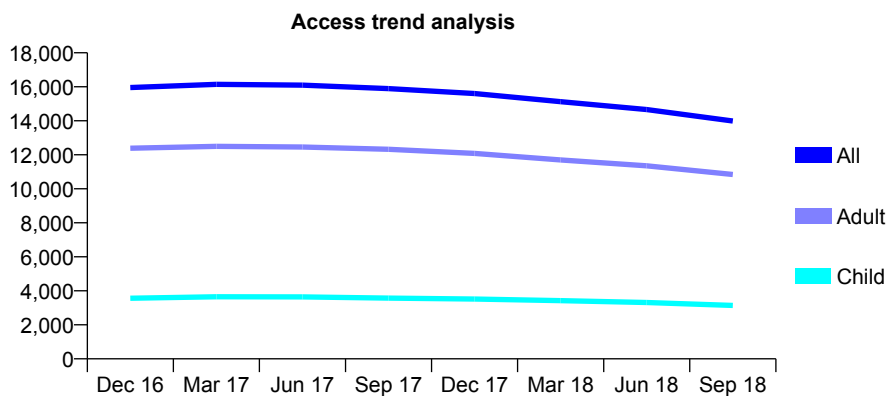
Q55 - Vital Signs At a Glance Contract Report for 127000/0001 - September 2018

Name or company name	Petrie Tucker & Partners Ltd
Contract type name	GDS Contract
Purpose of contract	General
Contract start date	01/04/2012
Contract end date	

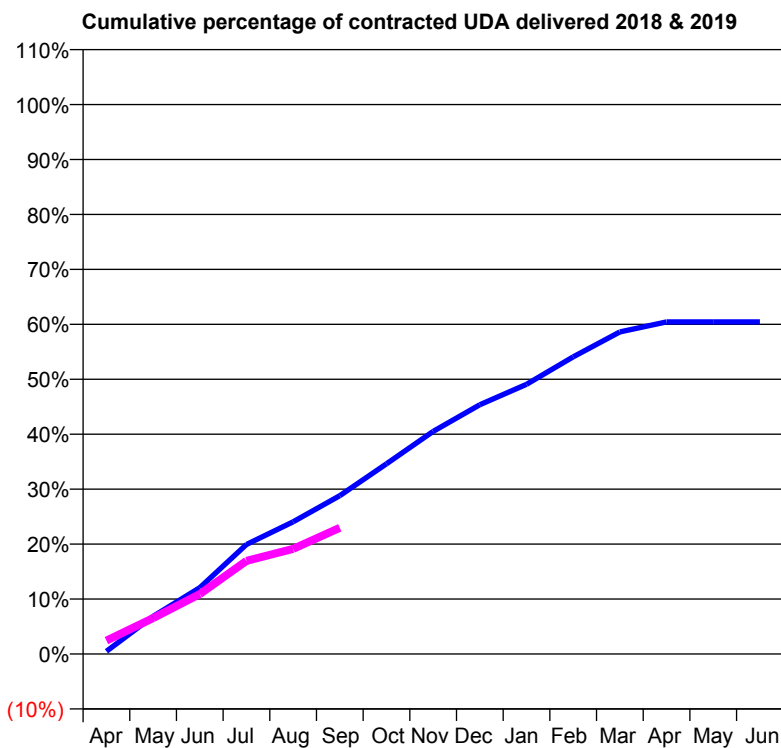
18/19 Contracted general activity (UDA)	52,324
Carry forward general activity (UDA)	0
18/19 Contracted orthodontic activity (UOA)	0
Carry forward orthodontic activity (UOA)	0
Baseline contract value	£1,233,539.46

ACCESS*

Patients seen in 24 months	Total	Change since previous quarter
Quarter ending September 2017	15,896	
Quarter ending December 2017	15,605	↓
Quarter ending March 2018	15,123	↓
Quarter ending June 2018	14,666	↓
Quarter ending September 2018	13,991	↓
Variance since September 2017	(12.0%)	↓



ACTIVITY



Adjusted Scheduled Activity (UDA)		
Month	2018	2019
April	265	1,270
May	3,582	3,418
June	6,313	5,710
July	10,426	8,863
August	12,591	10,010
September	15,078	12,017
October	18,113	
November	21,203	
December	23,733	
January	25,678	
February	28,293	
March	30,666	
April	31,625	
May	31,624	
June	31,623	

QUALITY

	Quantity	Base Number	Contract	AT	Region	England
% of FP17s for the same patient ID Re-attending within 3 months - Children	99	1,469	6.7%	9.9%	11.4%	11.6%
% of FP17s for the same patient ID Re-attending within 3 months - Adults	602	5,003	12.0%	13.8%	15.0%	15.5%
% of FP17s for the same patient ID Re-attending between 3 & 9 months - Children	573	1,469	39.0%	61.9%	59.9%	58.8%
% of FP17s for the same patient ID Re-attending between 3 & 9 months - Adults	2,055	5,003	41.1%	55.1%	52.0%	51.1%
% of FP17s for Band 1 Urgent Courses	319	6,042	5.3%	6.9%	8.0%	9.0%
% of FP17s Relating to Free Repair or Replacements	49	6,042	0.8%	0.8%	0.8%	0.8%
% of FP17s Relating to Continuations	153	6,042	2.5%	1.1%	0.9%	0.9%
% of Patients satisfied with the dentistry they have received	5	5	N/A	93.0%	93.5%	93.3%
% of Patients satisfied with the time they had to wait for an appointment	5	5	N/A	88.5%	89.1%	88.9%

* This is based on patients treated on this contract for their most recent course of treatment. Figures in italics indicate the base number of FP17s or Patient Questionnaire responses are less than 100. N/A is shown where the base number of responses is less than 10 during the period. % is calculated as Quantity/Base number*100

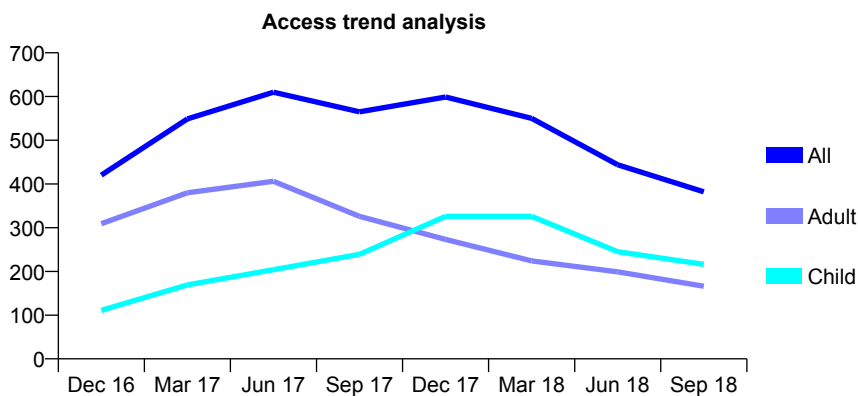
Q55 - Vital Signs At a Glance Contract Report for 128597/0001 - September 2018

Name or company name	Creswell Dental Limited
Contract type name	GDS Contract
Purpose of contract	General
Contract start date	01/07/2013
Contract end date	

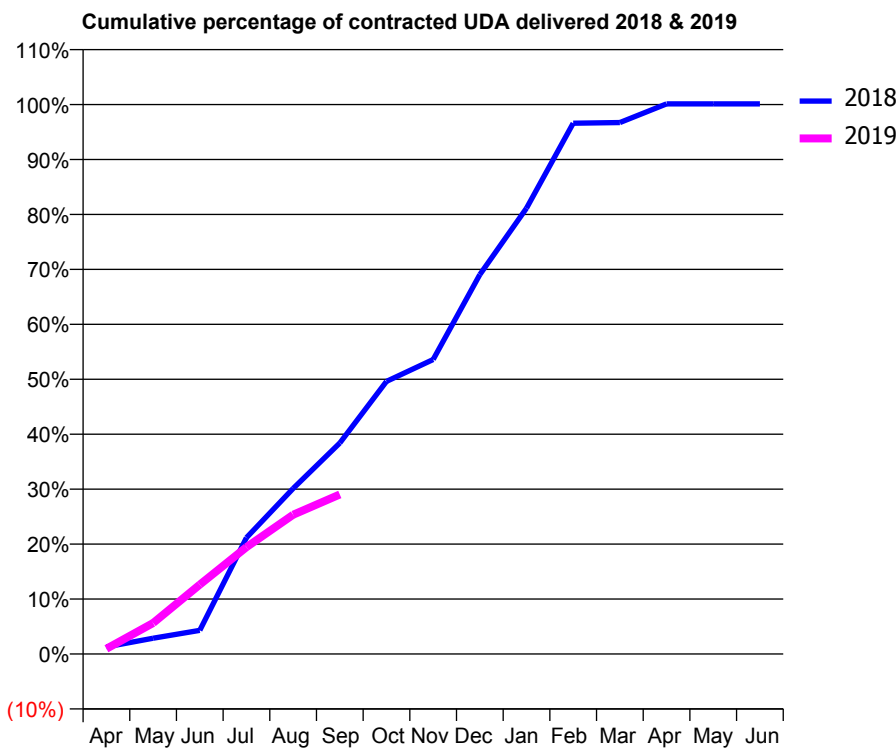
18/19 Contracted general activity (UDA)	1,760
Carry forward general activity (UDA)	0
18/19 Contracted orthodontic activity (UOA)	0
Carry forward orthodontic activity (UOA)	0
Baseline contract value	£47,811.86

ACCESS*

Patients seen in 24 months	Total	Change since previous quarter
Quarter ending September 2017	565	
Quarter ending December 2017	599	↑
Quarter ending March 2018	550	↓
Quarter ending June 2018	444	↓
Quarter ending September 2018	382	↓
Variance since September 2017	(32.4%)	↓



ACTIVITY



Month	Adjusted Scheduled Activity (UDA)	
	2018	2019
April	23	17
May	51	99
June	76	222
July	373	342
August	530	446
September	676	511
October	873	
November	943	
December	1,215	
January	1,428	
February	1,700	
March	1,702	
April	1,762	
May	1,762	
June	1,762	

QUALITY

	Quantity	Base Number	Contract	AT	Region	England
% of FP17s for the same patient ID Re-attending within 3 months - Children	3	181	1.7%	9.9%	11.4%	11.6%
% of FP17s for the same patient ID Re-attending within 3 months - Adults	16	176	9.1%	13.8%	15.0%	15.5%
% of FP17s for the same patient ID Re-attending between 3 & 9 months - Children	40	181	22.1%	61.9%	59.9%	58.8%
% of FP17s for the same patient ID Re-attending between 3 & 9 months - Adults	18	176	10.2%	55.1%	52.0%	51.1%
% of FP17s for Band 1 Urgent Courses	121	321	37.7%	6.9%	8.0%	9.0%
% of FP17s Relating to Free Repair or Replacements	0	321	0.0%	0.8%	0.8%	0.8%
% of FP17s Relating to Continuations	4	321	1.2%	1.1%	0.9%	0.9%
% of Patients satisfied with the dentistry they have received	0	0	N/A	93.0%	93.5%	93.3%
% of Patients satisfied with the time they had to wait for an appointment	0	0	N/A	88.5%	89.1%	88.9%

* This is based on patients treated on this contract for their most recent course of treatment. Figures in italics indicate the base number of FP17s or Patient Questionnaire responses are less than 100. N/A is shown where the base number of responses is less than 10 during the period. % is calculated as Quantity/Base number*100

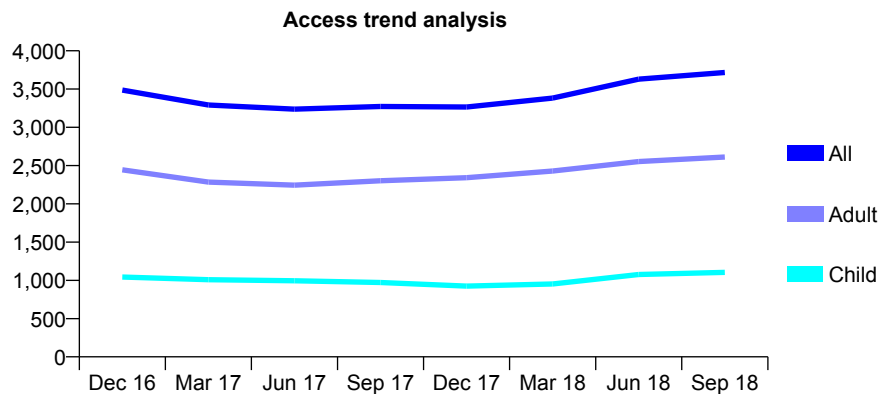
Q55 - Vital Signs At a Glance Contract Report for 128597/0002 - September 2018

Name or company name	Creswell Dental Limited
Contract type name	GDS Contract
Purpose of contract	General
Contract start date	01/07/2013
Contract end date	

18/19 Contracted general activity (UDA)	10,000
Carry forward general activity (UDA)	0
18/19 Contracted orthodontic activity (UOA)	0
Carry forward orthodontic activity (UOA)	0
Baseline contract value	£380,448.16

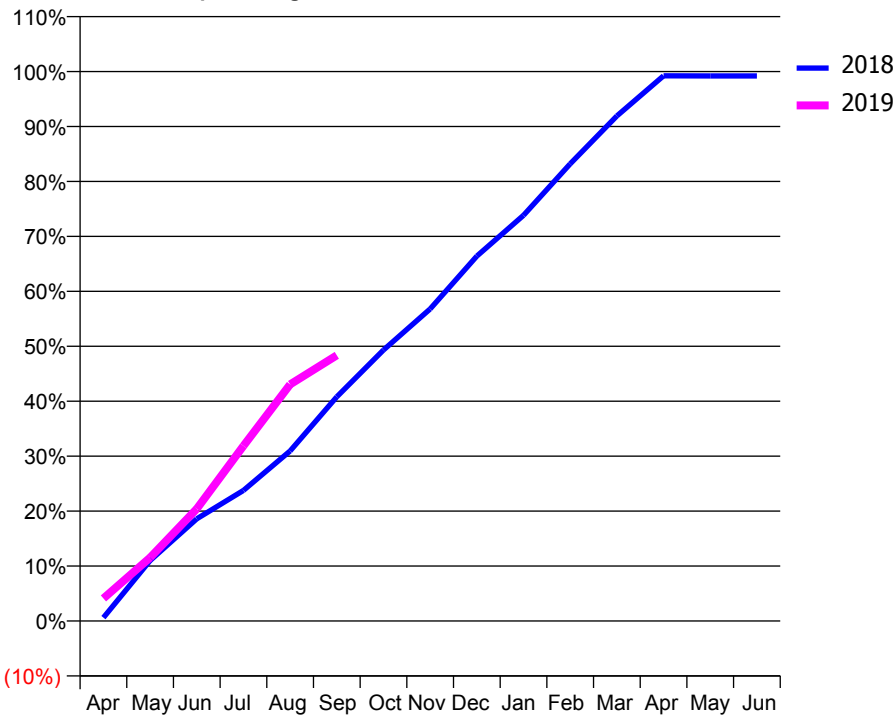
ACCESS*

Patients seen in 24 months	Total	Change since previous quarter
Quarter ending September 2017	3,273	
Quarter ending December 2017	3,266	→
Quarter ending March 2018	3,382	↑
Quarter ending June 2018	3,629	↑
Quarter ending September 2018	3,716	↑
Variance since September 2017	13.5%	↑



ACTIVITY

Cumulative percentage of contracted UDA delivered 2018 & 2019



Month	Adjusted Scheduled Activity (UDA)	
	2018	2019
April	61	411
May	1,101	1,153
June	1,861	2,042
July	2,377	3,187
August	3,094	4,306
September	4,080	4,834
October	4,933	
November	5,679	
December	6,641	
January	7,384	
February	8,321	
March	9,192	
April	9,921	
May	9,919	
June	9,919	

QUALITY

	Quantity	Base Number	Contract	AT	Region	England
% of FP17s for the same patient ID Re-attending within 3 months - Children	45	876	5.1%	9.9%	11.4%	11.6%
% of FP17s for the same patient ID Re-attending within 3 months - Adults	199	1,944	10.2%	13.8%	15.0%	15.5%
% of FP17s for the same patient ID Re-attending between 3 & 9 months - Children	401	876	45.8%	61.9%	59.9%	58.8%
% of FP17s for the same patient ID Re-attending between 3 & 9 months - Adults	1,055	1,944	54.3%	55.1%	52.0%	51.1%
% of FP17s for Band 1 Urgent Courses	35	2,460	1.4%	6.9%	8.0%	9.0%
% of FP17s Relating to Free Repair or Replacements	25	2,460	1.0%	0.8%	0.8%	0.8%
% of FP17s Relating to Continuations	67	2,460	2.7%	1.1%	0.9%	0.9%
% of Patients satisfied with the dentistry they have received	4	4	N/A	93.0%	93.5%	93.3%
% of Patients satisfied with the time they had to wait for an appointment	4	4	N/A	88.5%	89.1%	88.9%

* This is based on patients treated on this contract for their most recent course of treatment. Figures in italics indicate the base number of FP17s or Patient Questionnaire responses are less than 100. N/A is shown where the base number of responses is less than 10 during the period. % is calculated as Quantity/Base number*100

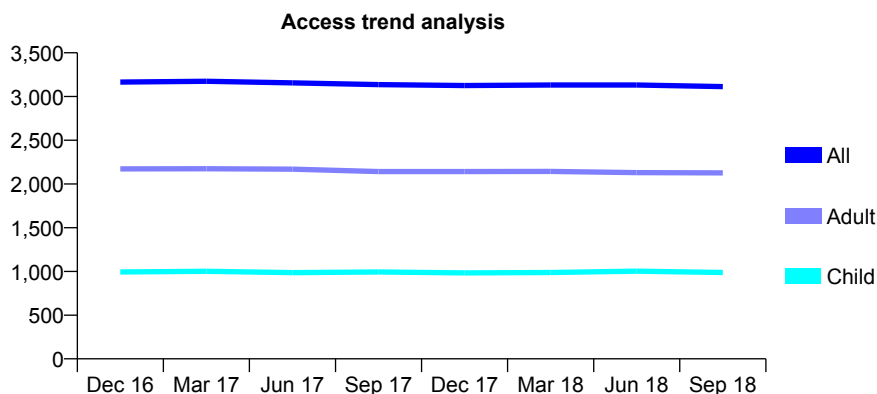
Q55 - Vital Signs At a Glance Contract Report for 131806/0001 - September 2018

Name or company name	Wollaton Dental Care
Contract type name	GDS Contract
Purpose of contract	General
Contract start date	01/04/2006
Contract end date	

18/19 Contracted general activity (UDA)	9,356
Carry forward general activity (UDA)	0
18/19 Contracted orthodontic activity (UOA)	0
Carry forward orthodontic activity (UOA)	0
Baseline contract value	£212,557.11

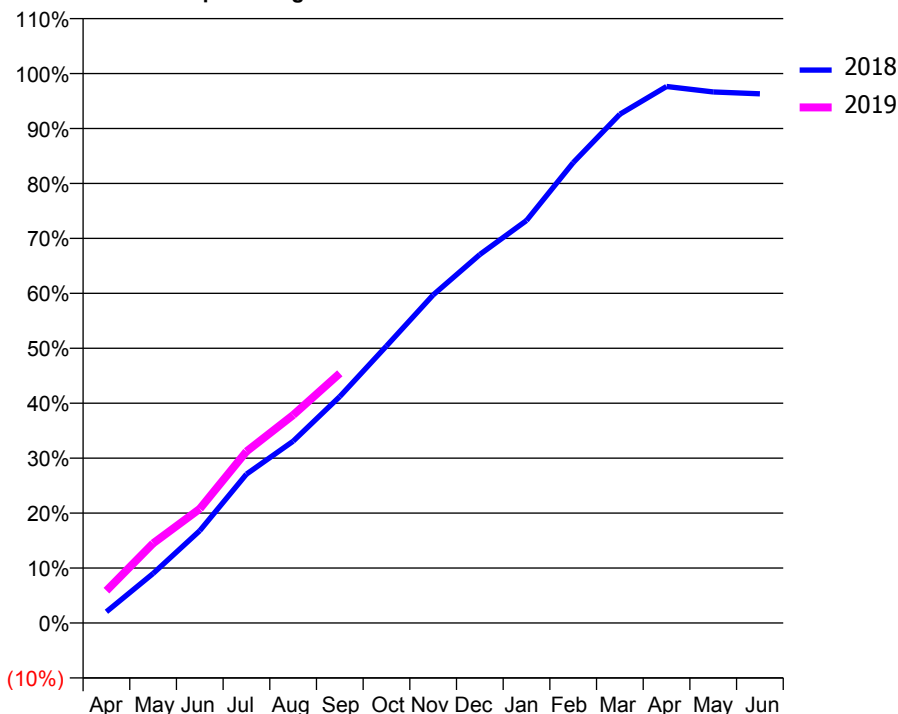
ACCESS*

Patients seen in 24 months	Total	Change since previous quarter
Quarter ending September 2017	3,136	
Quarter ending December 2017	3,125	→
Quarter ending March 2018	3,131	→
Quarter ending June 2018	3,132	→
Quarter ending September 2018	3,114	→
Variance since September 2017	(0.7%)	→



ACTIVITY

Cumulative percentage of contracted UDA delivered 2018 & 2019



Adjusted Scheduled Activity (UDA)

Month	2018	2019
April	192	550
May	843	1,357
June	1,573	1,945
July	2,534	2,920
August	3,095	3,540
September	3,857	4,251
October	4,716	
November	5,587	
December	6,274	
January	6,853	
February	7,839	
March	8,664	
April	9,136	
May	9,042	
June	9,011	

QUALITY

	Quantity	Base Number	Contract	AT	Region	England
% of FP17s for the same patient ID Re-attending within 3 months - Children	74	828	8.9%	9.9%	11.4%	11.6%
% of FP17s for the same patient ID Re-attending within 3 months - Adults	260	1,662	15.6%	13.8%	15.0%	15.5%
% of FP17s for the same patient ID Re-attending between 3 & 9 months - Children	515	828	62.2%	61.9%	59.9%	58.8%
% of FP17s for the same patient ID Re-attending between 3 & 9 months - Adults	921	1,662	55.4%	55.1%	52.0%	51.1%
% of FP17s for Band 1 Urgent Courses	112	2,299	4.9%	6.9%	8.0%	9.0%
% of FP17s Relating to Free Repair or Replacements	11	2,299	0.5%	0.8%	0.8%	0.8%
% of FP17s Relating to Continuations	60	2,299	2.6%	1.1%	0.9%	0.9%
% of Patients satisfied with the dentistry they have received	4	4	N/A	93.0%	93.5%	93.3%
% of Patients satisfied with the time they had to wait for an appointment	3	4	N/A	88.5%	89.1%	88.9%

* This is based on patients treated on this contract for their most recent course of treatment. Figures in italics indicate the base number of FP17s or Patient Questionnaire responses are less than 100. N/A is shown where the base number of responses is less than 10 during the period. % is calculated as Quantity/Base number*100

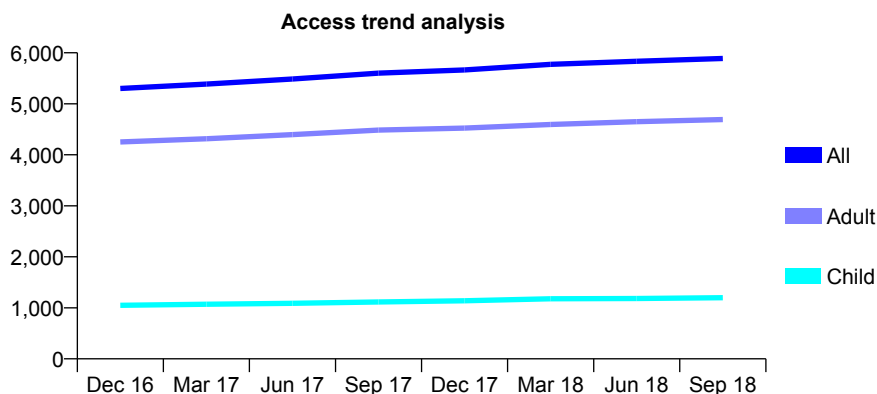
Q55 - Vital Signs At a Glance Contract Report for 131997/0001 - September 2018

Name or company name	Treeline Dental Care
Contract type name	GDS Contract
Purpose of contract	General
Contract start date	01/08/2010
Contract end date	

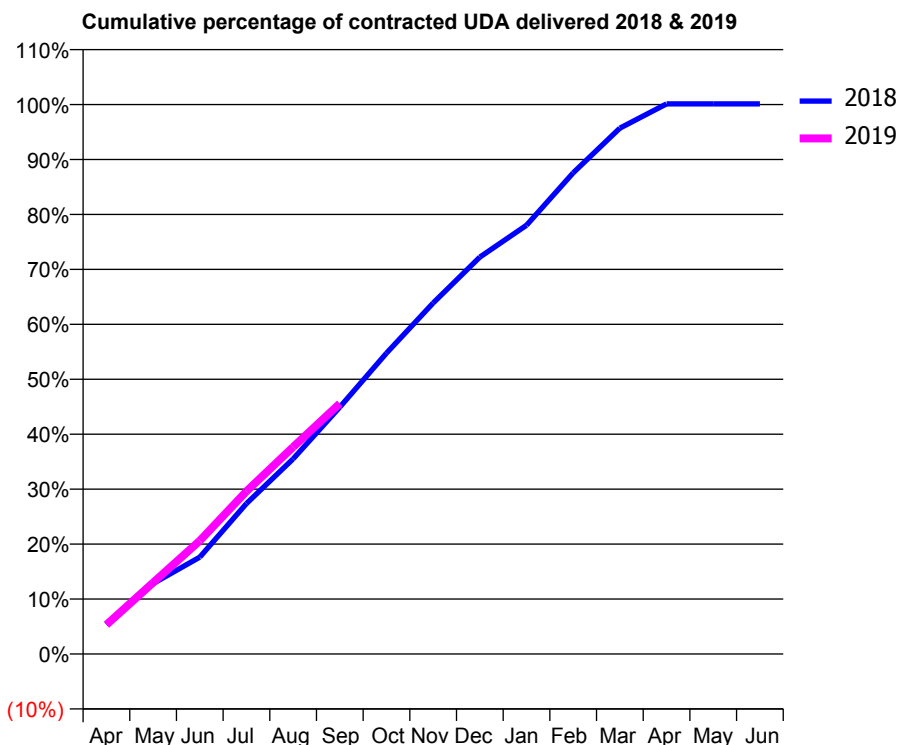
18/19 Contracted general activity (UDA)	15,556
Carry forward general activity (UDA)	0
18/19 Contracted orthodontic activity (UOA)	0
Carry forward orthodontic activity (UOA)	0
Baseline contract value	£372,630.59

ACCESS*

Patients seen in 24 months	Total	Change since previous quarter
Quarter ending September 2017	5,602	
Quarter ending December 2017	5,663	→
Quarter ending March 2018	5,773	→
Quarter ending June 2018	5,834	→
Quarter ending September 2018	5,890	→
Variance since September 2017	5.1%	↑



ACTIVITY



Month	Adjusted Scheduled Activity (UDA)	
	2018	2019
April	780	830
May	1,867	2,023
June	2,565	3,206
July	3,985	4,608
August	5,171	5,861
September	6,540	7,092
October	7,972	
November	9,299	
December	10,513	
January	11,358	
February	12,745	
March	13,930	
April	14,574	
May	14,574	
June	14,574	

QUALITY

	Quantity	Base Number	Contract	AT	Region	England
% of FP17s for the same patient ID Re-attending within 3 months - Children	40	956	4.2%	9.9%	11.4%	11.6%
% of FP17s for the same patient ID Re-attending within 3 months - Adults	404	3,349	12.1%	13.8%	15.0%	15.5%
% of FP17s for the same patient ID Re-attending between 3 & 9 months - Children	581	956	60.8%	61.9%	59.9%	58.8%
% of FP17s for the same patient ID Re-attending between 3 & 9 months - Adults	1,858	3,349	55.5%	55.1%	52.0%	51.1%
% of FP17s for Band 1 Urgent Courses	166	3,810	4.4%	6.9%	8.0%	9.0%
% of FP17s Relating to Free Repair or Replacements	41	3,810	1.1%	0.8%	0.8%	0.8%
% of FP17s Relating to Continuations	57	3,810	1.5%	1.1%	0.9%	0.9%
% of Patients satisfied with the dentistry they have received	6	6	N/A	93.0%	93.5%	93.3%
% of Patients satisfied with the time they had to wait for an appointment	5	6	N/A	88.5%	89.1%	88.9%

* This is based on patients treated on this contract for their most recent course of treatment. Figures in italics indicate the base number of FP17s or Patient Questionnaire responses are less than 100. N/A is shown where the base number of responses is less than 10 during the period. % is calculated as Quantity/Base number*100

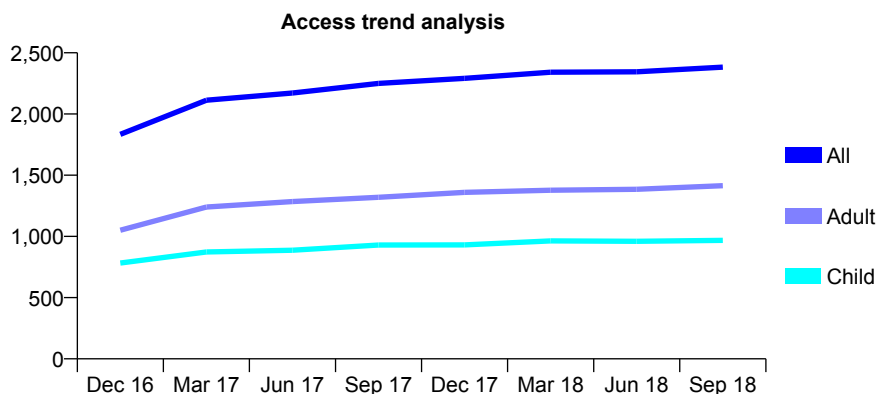
Q55 - Vital Signs At a Glance Contract Report for 133477/0001 - September 2018

Name or company name	Eckington One Partnership
Contract type name	GDS Contract
Purpose of contract	General
Contract start date	01/02/2016
Contract end date	

18/19 Contracted general activity (UDA)	7,300
Carry forward general activity (UDA)	0
18/19 Contracted orthodontic activity (UOA)	0
Carry forward orthodontic activity (UOA)	0
Baseline contract value	£171,646.72

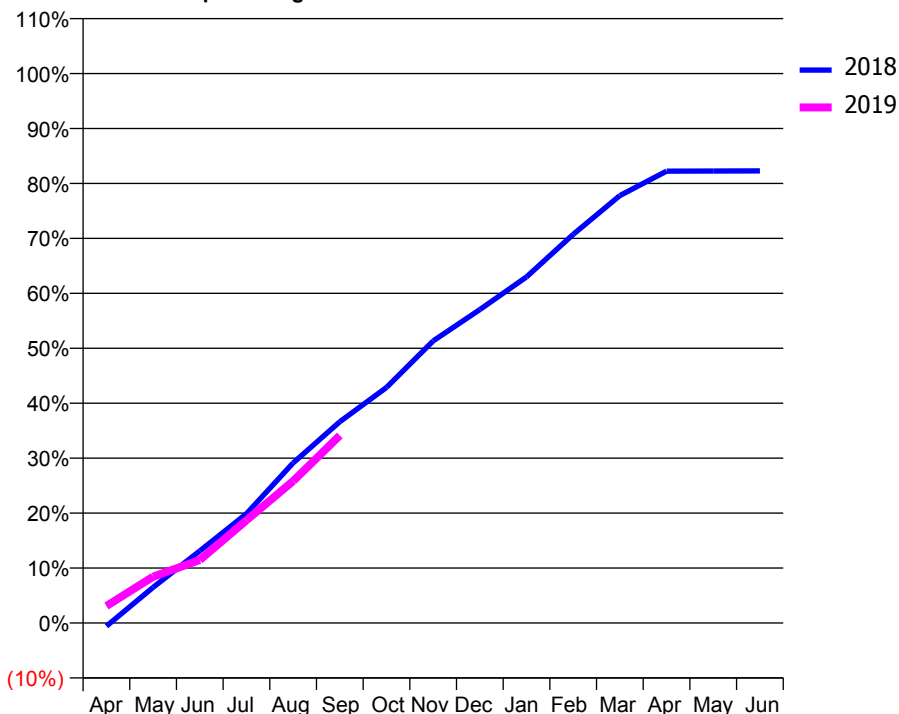
ACCESS*

Patients seen in 24 months	Total	Change since previous quarter
Quarter ending September 2017	2,250	
Quarter ending December 2017	2,291	→
Quarter ending March 2018	2,341	↑
Quarter ending June 2018	2,345	→
Quarter ending September 2018	2,383	→
Variance since September 2017	5.9%	↑



ACTIVITY

Cumulative percentage of contracted UDA delivered 2018 & 2019



Adjusted Scheduled Activity (UDA)

Month	2018	2019
April	-43	225
May	473	615
June	957	837
July	1,451	1,365
August	2,126	1,886
September	2,674	2,492
October	3,129	
November	3,748	
December	4,165	
January	4,598	
February	5,163	
March	5,679	
April	6,003	
May	6,004	
June	6,006	

QUALITY

	Quantity	Base Number	Contract	AT	Region	England
% of FP17s for the same patient ID Re-attending within 3 months - Children	86	819	10.5%	9.9%	11.4%	11.6%
% of FP17s for the same patient ID Re-attending within 3 months - Adults	128	977	13.1%	13.8%	15.0%	15.5%
% of FP17s for the same patient ID Re-attending between 3 & 9 months - Children	536	819	65.4%	61.9%	59.9%	58.8%
% of FP17s for the same patient ID Re-attending between 3 & 9 months - Adults	620	977	63.5%	55.1%	52.0%	51.1%
% of FP17s for Band 1 Urgent Courses	98	1,549	6.3%	6.9%	8.0%	9.0%
% of FP17s Relating to Free Repair or Replacements	8	1,549	0.5%	0.8%	0.8%	0.8%
% of FP17s Relating to Continuations	6	1,549	0.4%	1.1%	0.9%	0.9%
% of Patients satisfied with the dentistry they have received	3	3	N/A	93.0%	93.5%	93.3%
% of Patients satisfied with the time they had to wait for an appointment	3	3	N/A	88.5%	89.1%	88.9%

* This is based on patients treated on this contract for their most recent course of treatment. Figures in italics indicate the base number of FP17s or Patient Questionnaire responses are less than 100. N/A is shown where the base number of responses is less than 10 during the period. % is calculated as Quantity/Base number*100

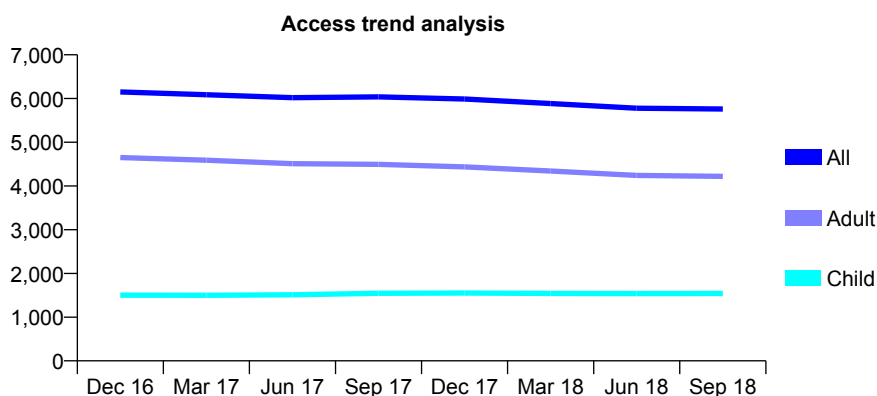
Q55 - Vital Signs At a Glance Contract Report for 134406/0001 - September 2018

Name or company name	Ice Surgeries Limited
Contract type name	GDS Contract
Purpose of contract	General
Contract start date	01/09/2009
Contract end date	

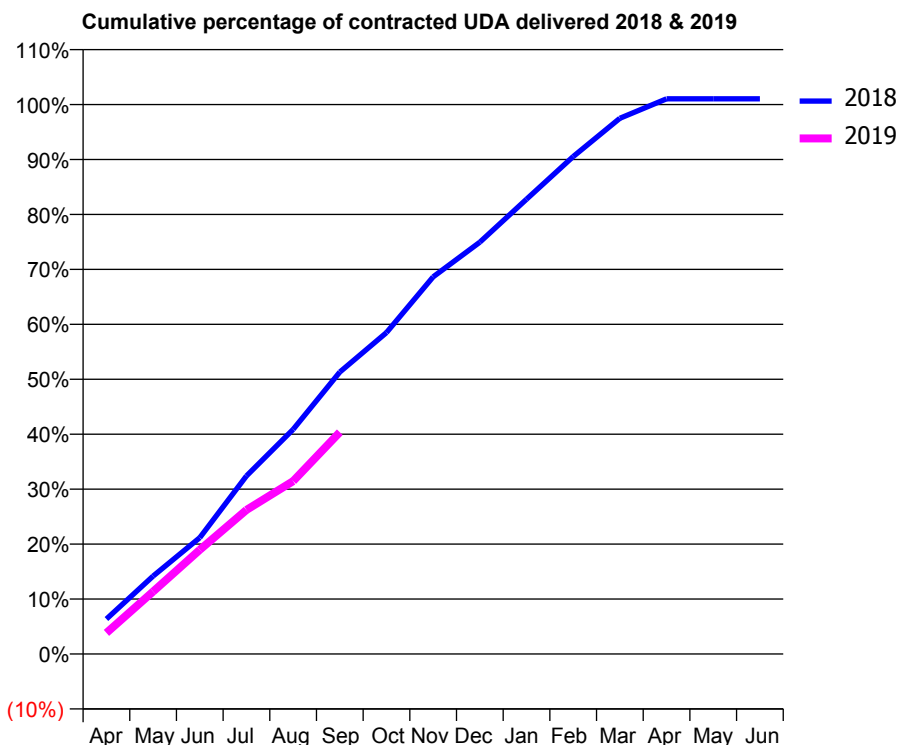
18/19 Contracted general activity (UDA)	16,500
Carry forward general activity (UDA)	0
18/19 Contracted orthodontic activity (UOA)	0
Carry forward orthodontic activity (UOA)	0
Baseline contract value	£388,030.71

ACCESS*

Patients seen in 24 months	Total	Change since previous quarter
Quarter ending September 2017	6,038	
Quarter ending December 2017	5,988	→
Quarter ending March 2018	5,884	↓
Quarter ending June 2018	5,778	↓
Quarter ending September 2018	5,761	→
Variance since September 2017	(4.6%)	↓



ACTIVITY



Month	Adjusted Scheduled Activity (UDA)	
	2018	2019
April	891	633
May	1,986	1,876
June	2,965	3,130
July	4,536	4,328
August	5,723	5,193
September	7,184	6,659
October	8,188	
November	9,609	
December	10,493	
January	11,586	
February	12,672	
March	13,648	
April	14,145	
May	14,145	
June	14,145	

QUALITY

	Quantity	Base Number	Contract	AT	Region	England
% of FP17s for the same patient ID Re-attending within 3 months - Children	64	1,230	5.2%	9.9%	11.4%	11.6%
% of FP17s for the same patient ID Re-attending within 3 months - Adults	303	2,861	10.6%	13.8%	15.0%	15.5%
% of FP17s for the same patient ID Re-attending between 3 & 9 months - Children	835	1,230	67.9%	61.9%	59.9%	58.8%
% of FP17s for the same patient ID Re-attending between 3 & 9 months - Adults	1,570	2,861	54.9%	55.1%	52.0%	51.1%
% of FP17s for Band 1 Urgent Courses	154	3,799	4.1%	6.9%	8.0%	9.0%
% of FP17s Relating to Free Repair or Replacements	35	3,799	0.9%	0.8%	0.8%	0.8%
% of FP17s Relating to Continuations	65	3,799	1.7%	1.1%	0.9%	0.9%
% of Patients satisfied with the dentistry they have received	0	0	N/A	93.0%	93.5%	93.3%
% of Patients satisfied with the time they had to wait for an appointment	0	0	N/A	88.5%	89.1%	88.9%

* This is based on patients treated on this contract for their most recent course of treatment. Figures in italics indicate the base number of FP17s or Patient Questionnaire responses are less than 100. N/A is shown where the base number of responses is less than 10 during the period. % is calculated as Quantity/Base number*100

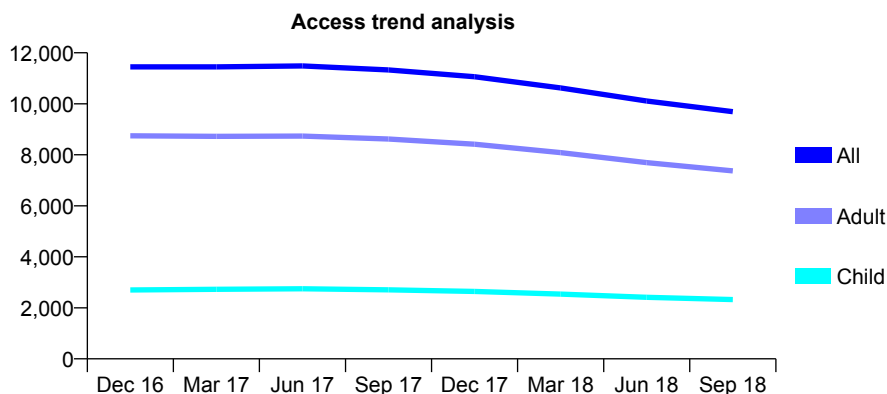
Q55 - Vital Signs At a Glance Contract Report for 134678/0001 - September 2018

Name or company name	IDH Mansfield Limited
Contract type name	GDS Contract
Purpose of contract	General
Contract start date	01/02/2008
Contract end date	

18/19 Contracted general activity (UDA)	33,500
Carry forward general activity (UDA)	0
18/19 Contracted orthodontic activity (UOA)	0
Carry forward orthodontic activity (UOA)	0
Baseline contract value	£820,278.96

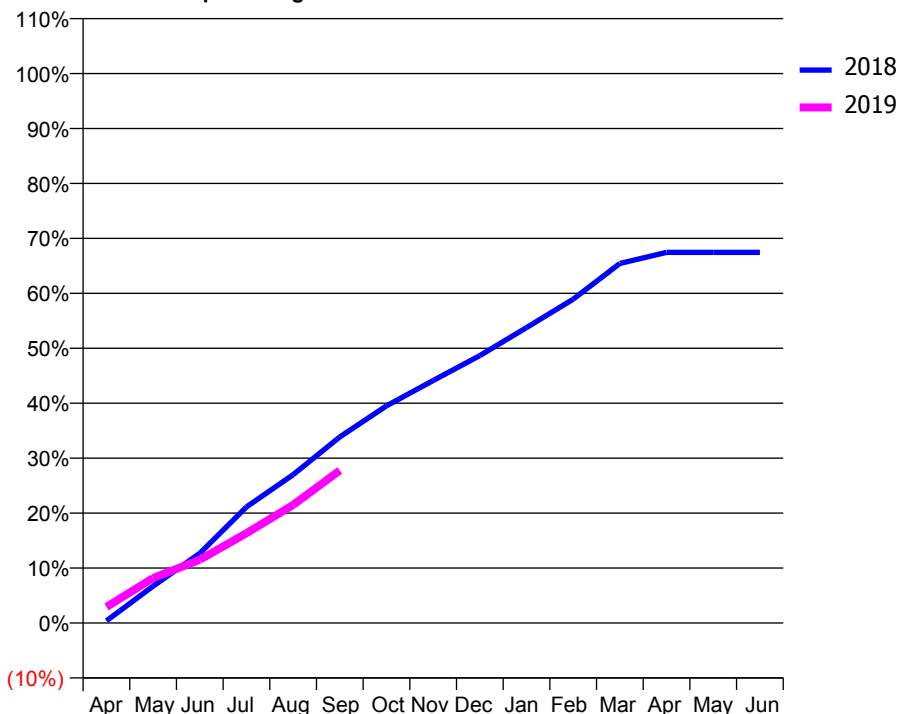
ACCESS*

Patients seen in 24 months	Total	Change since previous quarter
Quarter ending September 2017	11,329	
Quarter ending December 2017	11,061	↓
Quarter ending March 2018	10,620	↓
Quarter ending June 2018	10,110	↓
Quarter ending September 2018	9,693	↓
Variance since September 2017	(14.4%)	↓



ACTIVITY

Cumulative percentage of contracted UDA delivered 2018 & 2019



Adjusted Scheduled Activity (UDA)

Month	2018	2019
April	131	982
May	2,247	2,740
June	4,247	3,853
July	7,073	5,472
August	9,045	7,202
September	11,344	9,307
October	13,243	
November	14,785	
December	16,302	
January	18,012	
February	19,740	
March	21,919	
April	22,595	
May	22,598	
June	22,597	

QUALITY

	Quantity	Base Number	Contract	AT	Region	England
% of FP17s for the same patient ID Re-attending within 3 months - Children	58	1,319	4.4%	9.9%	11.4%	11.6%
% of FP17s for the same patient ID Re-attending within 3 months - Adults	267	3,891	6.9%	13.8%	15.0%	15.5%
% of FP17s for the same patient ID Re-attending between 3 & 9 months - Children	665	1,319	50.4%	61.9%	59.9%	58.8%
% of FP17s for the same patient ID Re-attending between 3 & 9 months - Adults	2,133	3,891	54.8%	55.1%	52.0%	51.1%
% of FP17s for Band 1 Urgent Courses	263	4,844	5.4%	6.9%	8.0%	9.0%
% of FP17s Relating to Free Repair or Replacements	14	4,844	0.3%	0.8%	0.8%	0.8%
% of FP17s Relating to Continuations	61	4,844	1.3%	1.1%	0.9%	0.9%
% of Patients satisfied with the dentistry they have received	1	3	N/A	93.0%	93.5%	93.3%
% of Patients satisfied with the time they had to wait for an appointment	2	3	N/A	88.5%	89.1%	88.9%

* This is based on patients treated on this contract for their most recent course of treatment. Figures in italics indicate the base number of FP17s or Patient Questionnaire responses are less than 100. N/A is shown where the base number of responses is less than 10 during the period. % is calculated as Quantity/Base number*100

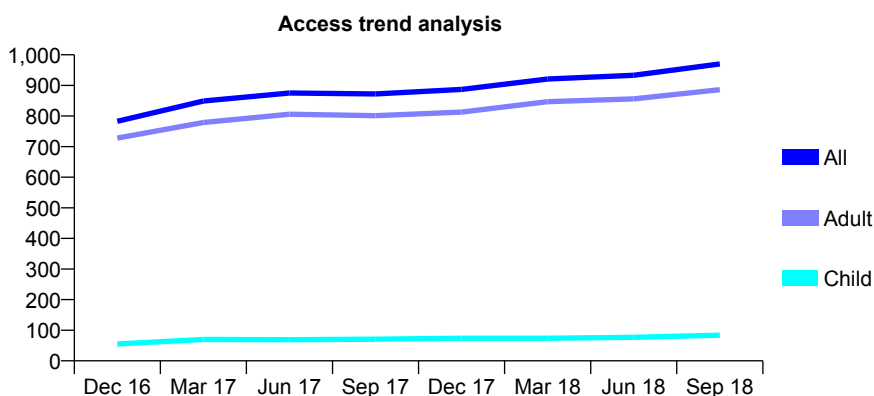
Q55 - Vital Signs At a Glance Contract Report for 135267/0001 - September 2018

Name or company name	Dr D Iliadis and Dr C Hancock
Contract type name	GDS Contract
Purpose of contract	General
Contract start date	01/06/2014
Contract end date	

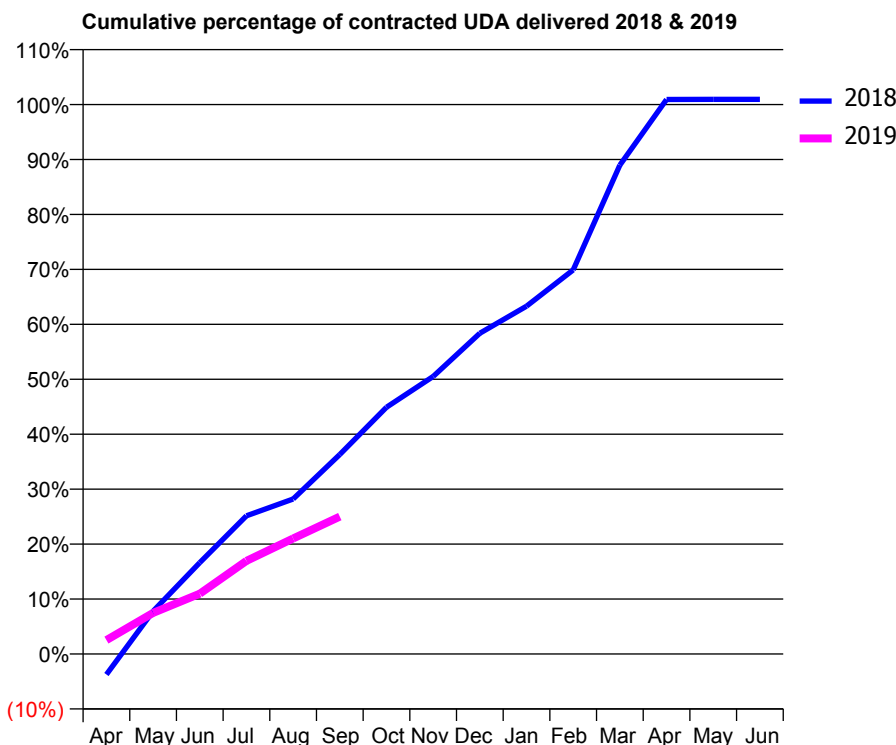
18/19 Contracted general activity (UDA)	4,340
Carry forward general activity (UDA)	0
18/19 Contracted orthodontic activity (UOA)	0
Carry forward orthodontic activity (UOA)	0
Baseline contract value	£107,581.44

ACCESS*

Patients seen in 24 months	Total	Change since previous quarter
Quarter ending September 2017	872	
Quarter ending December 2017	887	→
Quarter ending March 2018	921	↑
Quarter ending June 2018	933	→
Quarter ending September 2018	970	↑
Variance since September 2017	11.2%	↑



ACTIVITY



Adjusted Scheduled Activity (UDA)		
Month	2018	2019
April	-88	110
May	182	325
June	389	477
July	589	736
August	660	912
September	850	1,085
October	1,051	
November	1,182	
December	1,366	
January	1,481	
February	1,636	
March	2,082	
April	2,361	
May	2,362	
June	2,362	

QUALITY

	Quantity	Base Number	Contract	AT	Region	England
% of FP17s for the same patient ID Re-attending within 3 months - Children	1	55	1.8%	9.9%	11.4%	11.6%
% of FP17s for the same patient ID Re-attending within 3 months - Adults	56	555	10.1%	13.8%	15.0%	15.5%
% of FP17s for the same patient ID Re-attending between 3 & 9 months - Children	33	55	60.0%	61.9%	59.9%	58.8%
% of FP17s for the same patient ID Re-attending between 3 & 9 months - Adults	256	555	46.1%	55.1%	52.0%	51.1%
% of FP17s for Band 1 Urgent Courses	40	533	7.5%	6.9%	8.0%	9.0%
% of FP17s Relating to Free Repair or Replacements	5	533	0.9%	0.8%	0.8%	0.8%
% of FP17s Relating to Continuations	2	533	0.4%	1.1%	0.9%	0.9%
% of Patients satisfied with the dentistry they have received	0	0	N/A	93.0%	93.5%	93.3%
% of Patients satisfied with the time they had to wait for an appointment	0	0	N/A	88.5%	89.1%	88.9%

* This is based on patients treated on this contract for their most recent course of treatment. Figures in italics indicate the base number of FP17s or Patient Questionnaire responses are less than 100. N/A is shown where the base number of responses is less than 10 during the period. % is calculated as Quantity/Base number*100

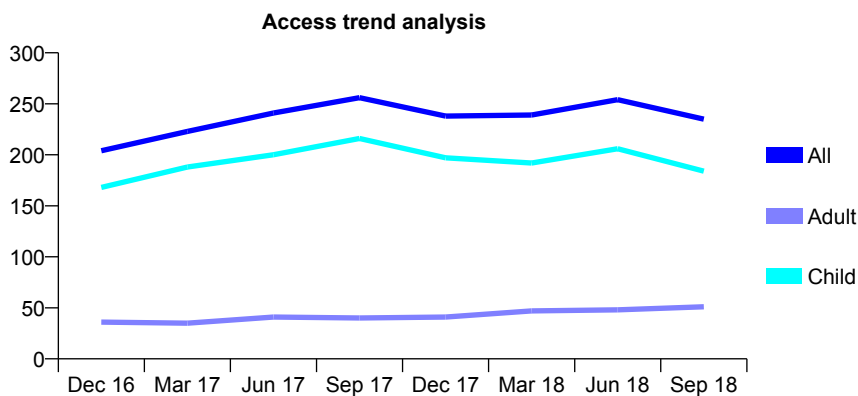
Q55 - Vital Signs At a Glance Contract Report for 135372/0001 - September 2018

Name or company name	No.1 The Orthodontic Specialists
Contract type name	GDS Contract
Purpose of contract	General and Orthodontic
Contract start date	14/12/2012
Contract end date	

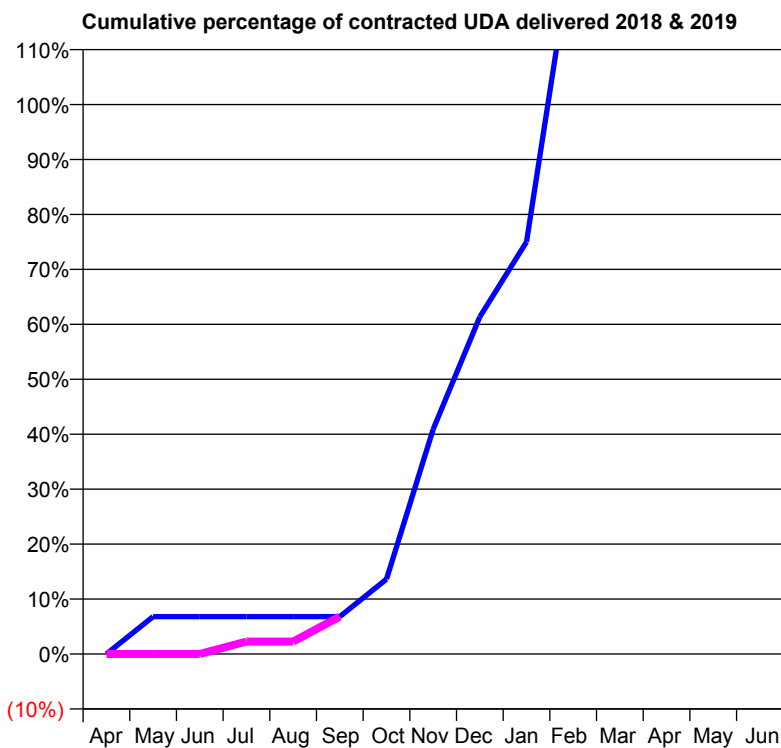
18/19 Contracted general activity (UDA)	44
Carry forward general activity (UDA)	0
18/19 Contracted orthodontic activity (UOA)	3,438
Carry forward orthodontic activity (UOA)	0
Baseline contract value	£233,804.40

ACCESS*

Patients seen in 24 months	Total	Change since previous quarter
Quarter ending September 2017	256	
Quarter ending December 2017	238	↓
Quarter ending March 2018	239	→
Quarter ending June 2018	254	↑
Quarter ending September 2018	235	↓
Variance since September 2017	(8.2%)	↓



ACTIVITY



Month	Adjusted Scheduled Activity (UDA)	
	2018	2019
April	0	0
May	3	0
June	3	0
July	3	1
August	3	1
September	3	3
October	6	
November	18	
December	27	
January	33	
February	57	
March	57	
April	57	
May	57	
June	57	

QUALITY

	Quantity	Base Number	Contract	AT	Region	England
% of FP17s for the same patient ID Re-attending within 3 months - Children	3	497	0.6%	9.9%	11.4%	11.6%
% of FP17s for the same patient ID Re-attending within 3 months - Adults	1	26	3.8%	13.8%	15.0%	15.5%
% of FP17s for the same patient ID Re-attending between 3 & 9 months - Children	1	497	0.2%	61.9%	59.9%	58.8%
% of FP17s for the same patient ID Re-attending between 3 & 9 months - Adults	1	26	3.8%	55.1%	52.0%	51.1%
% of FP17s for Band 1 Urgent Courses	0	3	0.0%	6.9%	8.0%	9.0%
% of FP17s Relating to Free Repair or Replacements	0	3	0.0%	0.8%	0.8%	0.8%
% of FP17s Relating to Continuations	0	3	0.0%	1.1%	0.9%	0.9%
% of Patients satisfied with the dentistry they have received	0	0	N/A	93.0%	93.5%	93.3%
% of Patients satisfied with the time they had to wait for an appointment	0	0	N/A	88.5%	89.1%	88.9%

* This is based on patients treated on this contract for their most recent course of treatment. Figures in italics indicate the base number of FP17s or Patient Questionnaire responses are less than 100. N/A is shown where the base number of responses is less than 10 during the period. % is calculated as Quantity/Base number*100

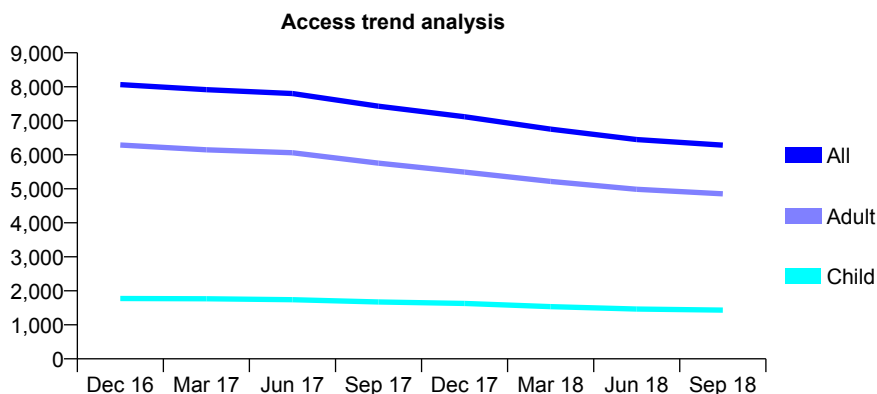
Q55 - Vital Signs At a Glance Contract Report for 136654/0001 - September 2018

Name or company name	Dentichек Ltd
Contract type name	GDS Contract
Purpose of contract	General
Contract start date	01/04/2009
Contract end date	

18/19 Contracted general activity (UDA)	23,894
Carry forward general activity (UDA)	0
18/19 Contracted orthodontic activity (UOA)	0
Carry forward orthodontic activity (UOA)	0
Baseline contract value	£563,829.91

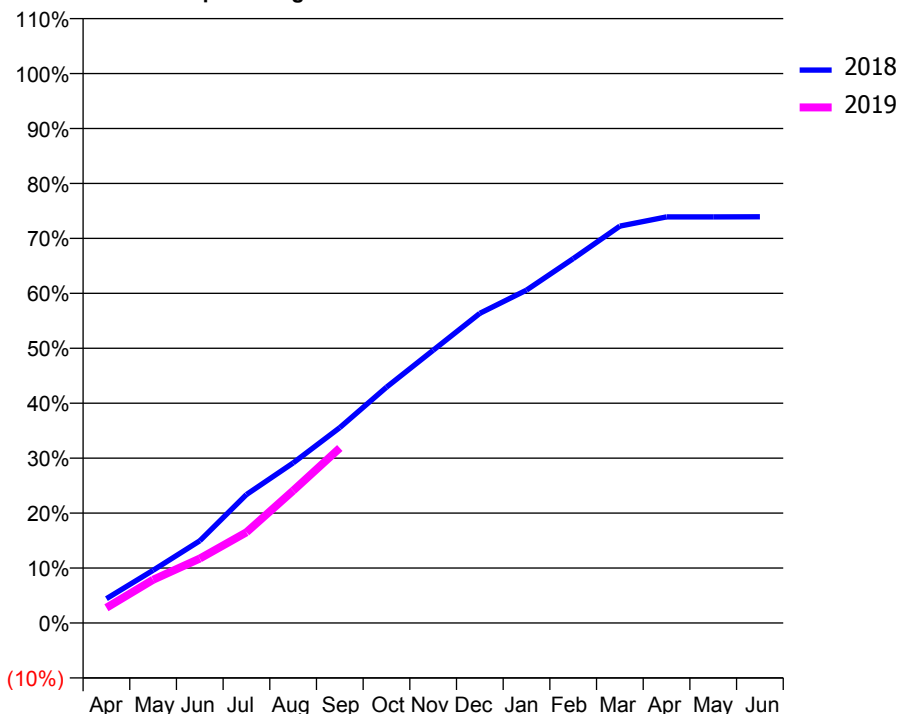
ACCESS*

Patients seen in 24 months	Total	Change since previous quarter
Quarter ending September 2017	7,428	
Quarter ending December 2017	7,120	↓
Quarter ending March 2018	6,753	↓
Quarter ending June 2018	6,450	↓
Quarter ending September 2018	6,285	↓
Variance since September 2017	(15.4%)	↓



ACTIVITY

Cumulative percentage of contracted UDA delivered 2018 & 2019



Adjusted Scheduled Activity (UDA)

Month	2018	2019
April	1,055	666
May	2,295	1,884
June	3,576	2,806
July	5,586	3,945
August	6,960	5,752
September	8,499	7,612
October	10,255	
November	11,863	
December	13,466	
January	14,476	
February	15,847	
March	17,260	
April	17,658	
May	17,657	
June	17,662	

QUALITY

	Quantity	Base Number	Contract	AT	Region	England
% of FP17s for the same patient ID Re-attending within 3 months - Children	192	1,139	16.9%	9.9%	11.4%	11.6%
% of FP17s for the same patient ID Re-attending within 3 months - Adults	364	3,343	10.9%	13.8%	15.0%	15.5%
% of FP17s for the same patient ID Re-attending between 3 & 9 months - Children	618	1,139	54.3%	61.9%	59.9%	58.8%
% of FP17s for the same patient ID Re-attending between 3 & 9 months - Adults	2,055	3,343	61.5%	55.1%	52.0%	51.1%
% of FP17s for Band 1 Urgent Courses	367	4,234	8.7%	6.9%	8.0%	9.0%
% of FP17s Relating to Free Repair or Replacements	28	4,234	0.7%	0.8%	0.8%	0.8%
% of FP17s Relating to Continuations	9	4,234	0.2%	1.1%	0.9%	0.9%
% of Patients satisfied with the dentistry they have received	4	4	N/A	93.0%	93.5%	93.3%
% of Patients satisfied with the time they had to wait for an appointment	4	4	N/A	88.5%	89.1%	88.9%

* This is based on patients treated on this contract for their most recent course of treatment. Figures in italics indicate the base number of FP17s or Patient Questionnaire responses are less than 100. N/A is shown where the base number of responses is less than 10 during the period. % is calculated as Quantity/Base number*100

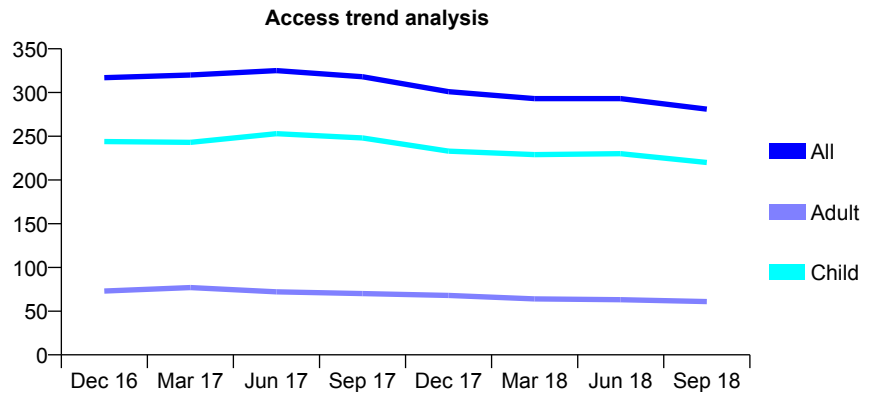
Q55 - Vital Signs At a Glance Contract Report for 137553/0001 - September 2018

Name or company name	Ruddington Dental Practice
Contract type name	GDS Contract
Purpose of contract	General
Contract start date	01/08/2013
Contract end date	

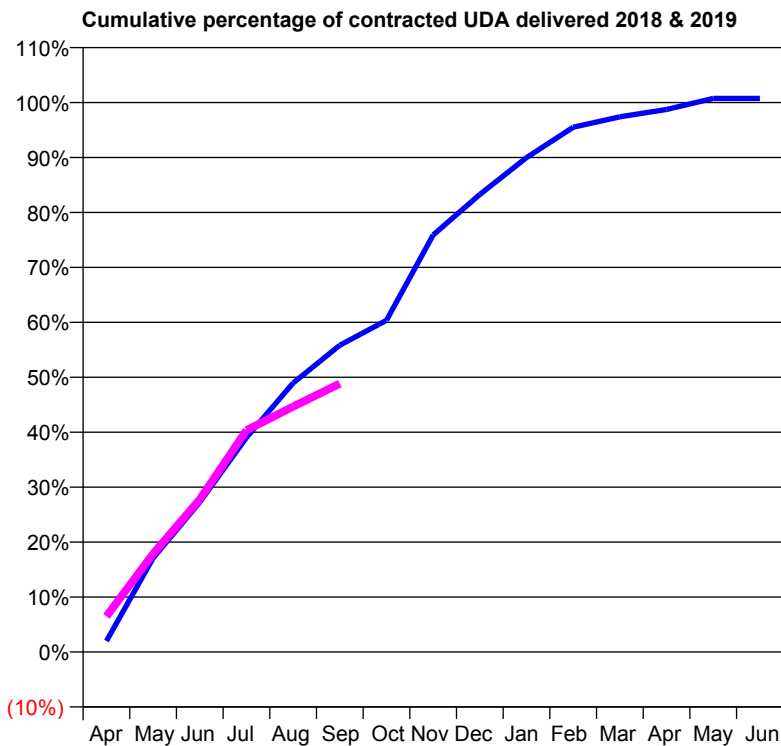
18/19 Contracted general activity (UDA)	600
Carry forward general activity (UDA)	0
18/19 Contracted orthodontic activity (UOA)	0
Carry forward orthodontic activity (UOA)	0
Baseline contract value	£15,623.25

ACCESS*

Patients seen in 24 months	Total	Change since previous quarter
Quarter ending September 2017	318	
Quarter ending December 2017	301	↓
Quarter ending March 2018	293	↓
Quarter ending June 2018	293	→
Quarter ending September 2018	281	↓
Variance since September 2017	(11.6%)	↓



ACTIVITY



Month	Adjusted Scheduled Activity (UDA)	
	2018	2019
April	12	39
May	103	107
June	164	167
July	234	242
August	294	268
September	335	293
October	362	
November	455	
December	500	
January	540	
February	573	
March	584	
April	592	
May	604	
June	604	

QUALITY

	Quantity	Base Number	Contract	AT	Region	England
% of FP17s for the same patient ID Re-attending within 3 months - Children	6	189	3.2%	9.9%	11.4%	11.6%
% of FP17s for the same patient ID Re-attending within 3 months - Adults	3	39	7.7%	13.8%	15.0%	15.5%
% of FP17s for the same patient ID Re-attending between 3 & 9 months - Children	131	189	69.3%	61.9%	59.9%	58.8%
% of FP17s for the same patient ID Re-attending between 3 & 9 months - Adults	30	39	76.9%	55.1%	52.0%	51.1%
% of FP17s for Band 1 Urgent Courses	10	223	4.5%	6.9%	8.0%	9.0%
% of FP17s Relating to Free Repair or Replacements	0	223	0.0%	0.8%	0.8%	0.8%
% of FP17s Relating to Continuations	2	223	0.9%	1.1%	0.9%	0.9%
% of Patients satisfied with the dentistry they have received	0	0	N/A	93.0%	93.5%	93.3%
% of Patients satisfied with the time they had to wait for an appointment	0	0	N/A	88.5%	89.1%	88.9%

* This is based on patients treated on this contract for their most recent course of treatment. Figures in italics indicate the base number of FP17s or Patient Questionnaire responses are less than 100. N/A is shown where the base number of responses is less than 10 during the period. % is calculated as Quantity/Base number*100

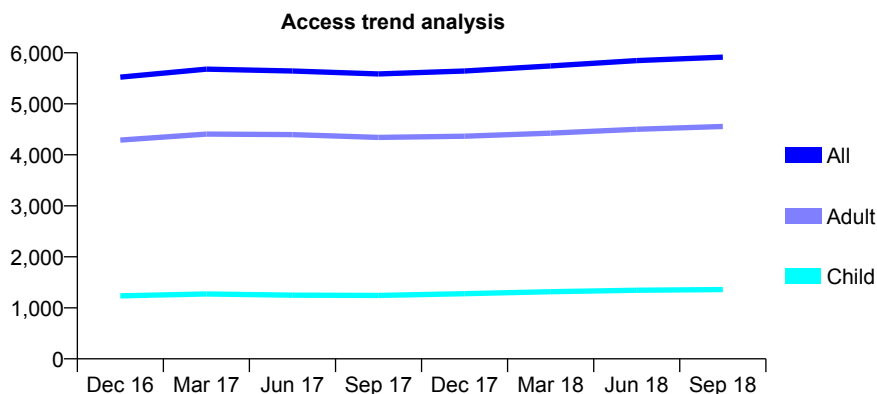
Q55 - Vital Signs At a Glance Contract Report for 138045/0001 - September 2018

Name or company name	16a Dental
Contract type name	GDS Contract
Purpose of contract	General
Contract start date	01/04/2006
Contract end date	

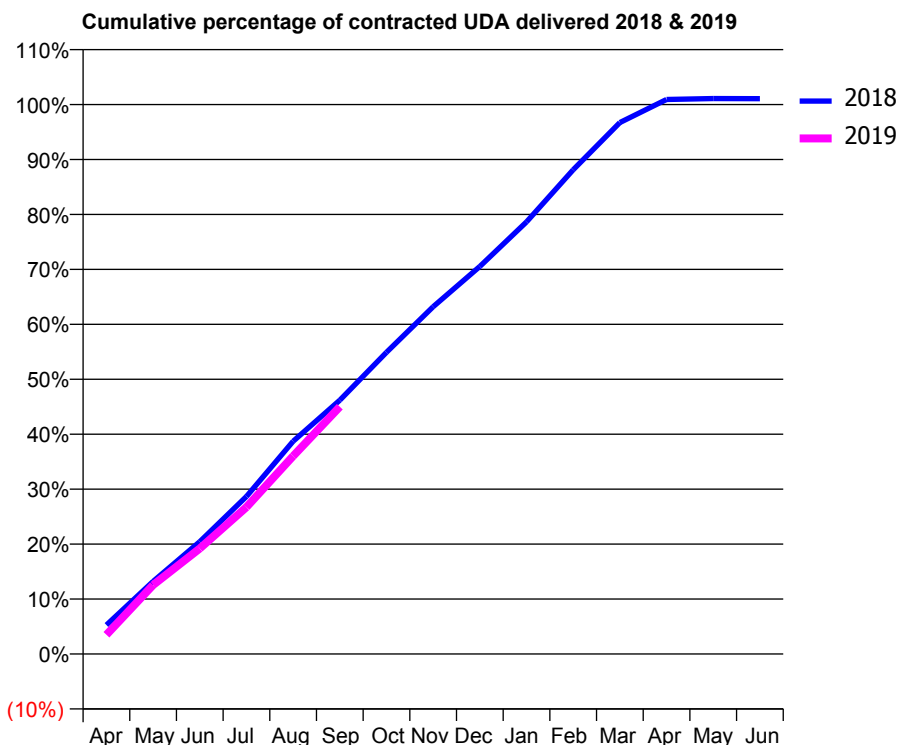
18/19 Contracted general activity (UDA)	15,977
Carry forward general activity (UDA)	0
18/19 Contracted orthodontic activity (UOA)	0
Carry forward orthodontic activity (UOA)	0
Baseline contract value	£424,105.83

ACCESS*

Patients seen in 24 months	Total	Change since previous quarter
Quarter ending September 2017	5,585	
Quarter ending December 2017	5,642	→
Quarter ending March 2018	5,742	→
Quarter ending June 2018	5,846	→
Quarter ending September 2018	5,914	→
Variance since September 2017	5.9%	↑



ACTIVITY



Month	Adjusted Scheduled Activity (UDA)	
	2018	2019
April	842	561
May	2,111	2,006
June	3,266	3,069
July	4,581	4,271
August	6,184	5,757
September	7,381	7,191
October	8,772	
November	10,099	
December	11,269	
January	12,565	
February	14,079	
March	15,451	
April	16,123	
May	16,149	
June	16,148	

QUALITY

	Quantity	Base Number	Contract	AT	Region	England
% of FP17s for the same patient ID Re-attending within 3 months - Children	54	1,269	4.3%	9.9%	11.4%	11.6%
% of FP17s for the same patient ID Re-attending within 3 months - Adults	450	4,082	11.0%	13.8%	15.0%	15.5%
% of FP17s for the same patient ID Re-attending between 3 & 9 months - Children	887	1,269	69.9%	61.9%	59.9%	58.8%
% of FP17s for the same patient ID Re-attending between 3 & 9 months - Adults	2,747	4,082	67.3%	55.1%	52.0%	51.1%
% of FP17s for Band 1 Urgent Courses	309	4,536	6.8%	6.9%	8.0%	9.0%
% of FP17s Relating to Free Repair or Replacements	58	4,536	1.3%	0.8%	0.8%	0.8%
% of FP17s Relating to Continuations	55	4,536	1.2%	1.1%	0.9%	0.9%
% of Patients satisfied with the dentistry they have received	3	3	N/A	93.0%	93.5%	93.3%
% of Patients satisfied with the time they had to wait for an appointment	3	3	N/A	88.5%	89.1%	88.9%

* This is based on patients treated on this contract for their most recent course of treatment. Figures in italics indicate the base number of FP17s or Patient Questionnaire responses are less than 100. N/A is shown where the base number of responses is less than 10 during the period. % is calculated as Quantity/Base number*100

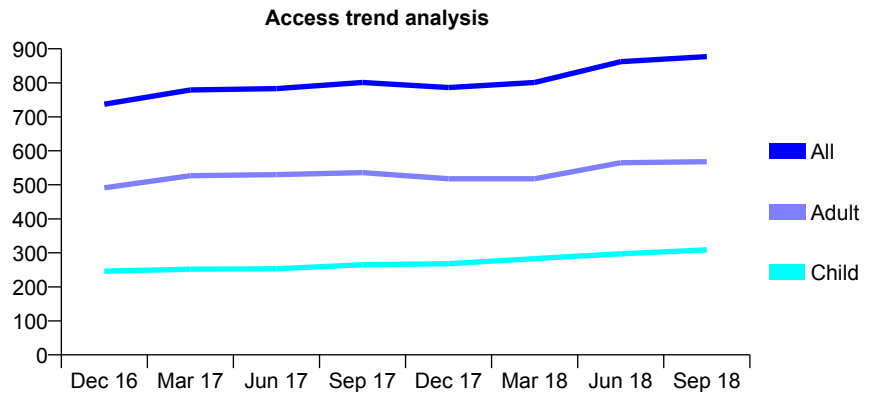
Q55 - Vital Signs At a Glance Contract Report for 138169/0001 - September 2018

Name or company name	Holly Tree House Dental Practice
Contract type name	GDS Contract
Purpose of contract	General
Contract start date	25/11/2011
Contract end date	

18/19 Contracted general activity (UDA)	2,254
Carry forward general activity (UDA)	0
18/19 Contracted orthodontic activity (UOA)	0
Carry forward orthodontic activity (UOA)	0
Baseline contract value	£53,934.47

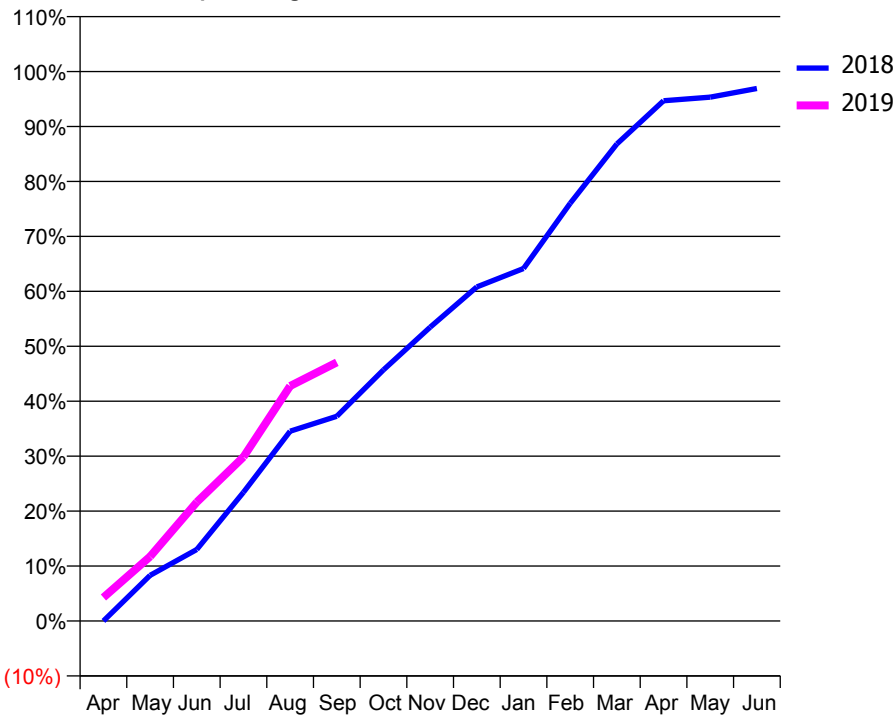
ACCESS*

Patients seen in 24 months	Total	Change since previous quarter
Quarter ending September 2017	801	
Quarter ending December 2017	786	↓
Quarter ending March 2018	801	→
Quarter ending June 2018	862	↑
Quarter ending September 2018	877	→
Variance since September 2017	9.5%	↑



ACTIVITY

Cumulative percentage of contracted UDA delivered 2018 & 2019



Month	Adjusted Scheduled Activity (UDA)	
	2018	2019
April	0	96
May	188	264
June	294	488
July	528	673
August	779	964
September	840	1,061
October	1,030	
November	1,205	
December	1,370	
January	1,446	
February	1,714	
March	1,957	
April	2,134	
May	2,149	
June	2,184	

QUALITY

	Quantity	Base Number	Contract	AT	Region	England
% of FP17s for the same patient ID Re-attending within 3 months - Children	17	267	6.4%	9.9%	11.4%	11.6%
% of FP17s for the same patient ID Re-attending within 3 months - Adults	51	329	15.5%	13.8%	15.0%	15.5%
% of FP17s for the same patient ID Re-attending between 3 & 9 months - Children	180	267	67.4%	61.9%	59.9%	58.8%
% of FP17s for the same patient ID Re-attending between 3 & 9 months - Adults	141	329	42.9%	55.1%	52.0%	51.1%
% of FP17s for Band 1 Urgent Courses	12	524	2.3%	6.9%	8.0%	9.0%
% of FP17s Relating to Free Repair or Replacements	7	524	1.3%	0.8%	0.8%	0.8%
% of FP17s Relating to Continuations	14	524	2.7%	1.1%	0.9%	0.9%
% of Patients satisfied with the dentistry they have received	0	0	N/A	93.0%	93.5%	93.3%
% of Patients satisfied with the time they had to wait for an appointment	0	0	N/A	88.5%	89.1%	88.9%

* This is based on patients treated on this contract for their most recent course of treatment. Figures in italics indicate the base number of FP17s or Patient Questionnaire responses are less than 100. N/A is shown where the base number of responses is less than 10 during the period. % is calculated as Quantity/Base number*100

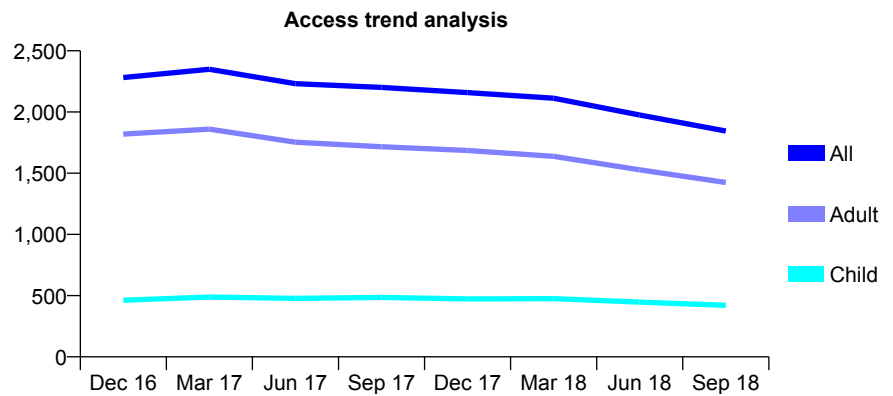
Q55 - Vital Signs At a Glance Contract Report for 138592/0001 - September 2018

Name or company name	Oradent Studio
Contract type name	GDS Contract
Purpose of contract	General
Contract start date	12/02/2014
Contract end date	

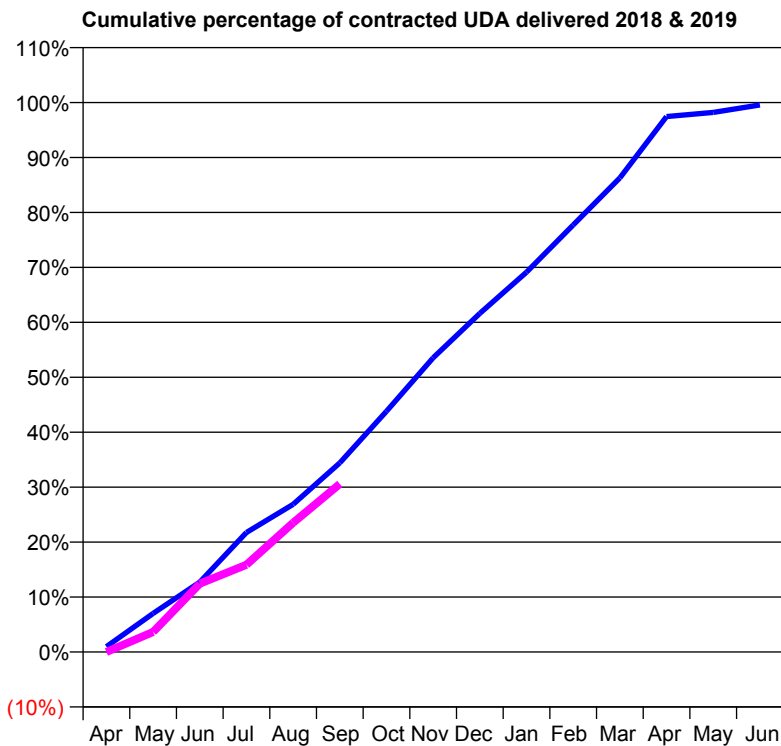
18/19 Contracted general activity (UDA)	5,825
Carry forward general activity (UDA)	0
18/19 Contracted orthodontic activity (UOA)	0
Carry forward orthodontic activity (UOA)	0
Baseline contract value	£151,981.57

ACCESS*

Patients seen in 24 months	Total	Change since previous quarter
Quarter ending September 2017	2,201	
Quarter ending December 2017	2,159	↓
Quarter ending March 2018	2,113	↓
Quarter ending June 2018	1,975	↓
Quarter ending September 2018	1,845	↓
Variance since September 2017	(16.2%)	↓



ACTIVITY



Month	Adjusted Scheduled Activity (UDA)	
	2018	2019
April	57	0
May	409	213
June	742	724
July	1,267	925
August	1,565	1,370
September	2,005	1,782
October	2,552	
November	3,120	
December	3,590	
January	4,026	
February	4,527	
March	5,026	
April	5,676	
May	5,720	
June	5,799	

QUALITY

	Quantity	Base Number	Contract	AT	Region	England
% of FP17s for the same patient ID Re-attending within 3 months - Children	8	221	3.6%	9.9%	11.4%	11.6%
% of FP17s for the same patient ID Re-attending within 3 months - Adults	64	737	8.7%	13.8%	15.0%	15.5%
% of FP17s for the same patient ID Re-attending between 3 & 9 months - Children	88	221	39.8%	61.9%	59.9%	58.8%
% of FP17s for the same patient ID Re-attending between 3 & 9 months - Adults	343	737	46.5%	55.1%	52.0%	51.1%
% of FP17s for Band 1 Urgent Courses	67	684	9.8%	6.9%	8.0%	9.0%
% of FP17s Relating to Free Repair or Replacements	6	684	0.9%	0.8%	0.8%	0.8%
% of FP17s Relating to Continuations	3	684	0.4%	1.1%	0.9%	0.9%
% of Patients satisfied with the dentistry they have received	4	4	N/A	93.0%	93.5%	93.3%
% of Patients satisfied with the time they had to wait for an appointment	4	4	N/A	88.5%	89.1%	88.9%

* This is based on patients treated on this contract for their most recent course of treatment. Figures in italics indicate the base number of FP17s or Patient Questionnaire responses are less than 100. N/A is shown where the base number of responses is less than 10 during the period. % is calculated as Quantity/Base number*100

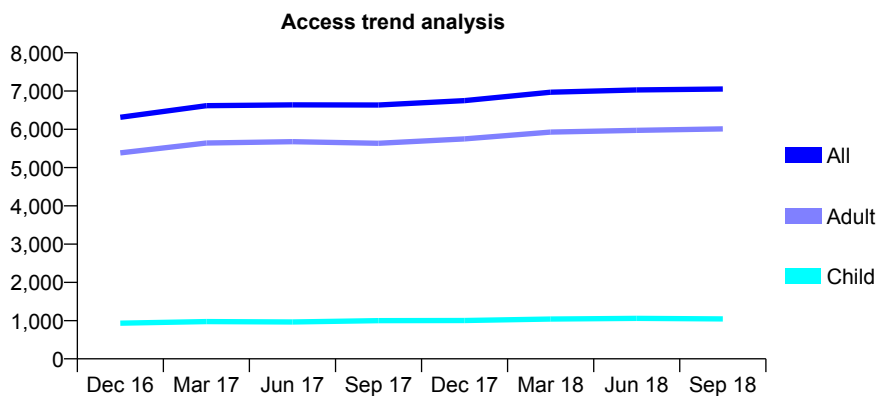
Q55 - Vital Signs At a Glance Contract Report for 139904/0001 - September 2018

Name or company name	Market Street Dental Care
Contract type name	GDS Contract
Purpose of contract	General
Contract start date	01/09/2012
Contract end date	

18/19 Contracted general activity (UDA)	16,736
Carry forward general activity (UDA)	0
18/19 Contracted orthodontic activity (UOA)	0
Carry forward orthodontic activity (UOA)	0
Baseline contract value	£407,936.05

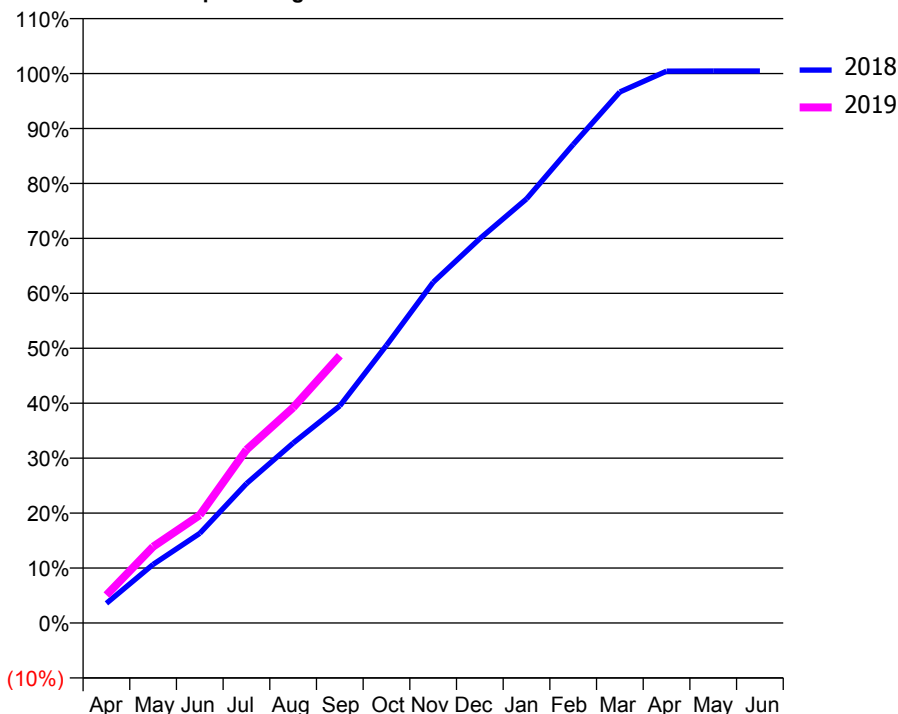
ACCESS*

Patients seen in 24 months	Total	Change since previous quarter
Quarter ending September 2017	6,634	
Quarter ending December 2017	6,752	→
Quarter ending March 2018	6,970	↑
Quarter ending June 2018	7,030	→
Quarter ending September 2018	7,053	→
Variance since September 2017	6.3%	↑



ACTIVITY

Cumulative percentage of contracted UDA delivered 2018 & 2019



Adjusted Scheduled Activity (UDA)

Month	2018	2019
April	599	853
May	1,787	2,324
June	2,732	3,289
July	4,244	5,279
August	5,480	6,562
September	6,613	8,141
October	8,456	
November	10,380	
December	11,706	
January	12,919	
February	14,574	
March	16,173	
April	16,807	
May	16,811	
June	16,811	

QUALITY

	Quantity	Base Number	Contract	AT	Region	England
% of FP17s for the same patient ID Re-attending within 3 months - Children	43	845	5.1%	9.9%	11.4%	11.6%
% of FP17s for the same patient ID Re-attending within 3 months - Adults	507	4,296	11.8%	13.8%	15.0%	15.5%
% of FP17s for the same patient ID Re-attending between 3 & 9 months - Children	552	845	65.3%	61.9%	59.9%	58.8%
% of FP17s for the same patient ID Re-attending between 3 & 9 months - Adults	2,672	4,296	62.2%	55.1%	52.0%	51.1%
% of FP17s for Band 1 Urgent Courses	228	4,433	5.1%	6.9%	8.0%	9.0%
% of FP17s Relating to Free Repair or Replacements	7	4,433	0.2%	0.8%	0.8%	0.8%
% of FP17s Relating to Continuations	96	4,433	2.2%	1.1%	0.9%	0.9%
% of Patients satisfied with the dentistry they have received	2	2	N/A	93.0%	93.5%	93.3%
% of Patients satisfied with the time they had to wait for an appointment	2	2	N/A	88.5%	89.1%	88.9%

* This is based on patients treated on this contract for their most recent course of treatment. Figures in italics indicate the base number of FP17s or Patient Questionnaire responses are less than 100. N/A is shown where the base number of responses is less than 10 during the period. % is calculated as Quantity/Base number*100

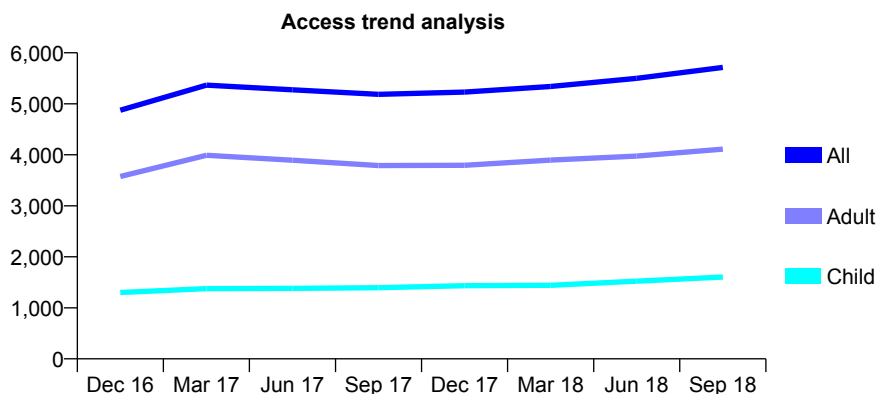
Q55 - Vital Signs At a Glance Contract Report for 142166/0001 - September 2018

Name or company name	Nationwide Healthcare Providers Ltd Clay C
Contract type name	GDS Contract
Purpose of contract	General
Contract start date	01/04/2015
Contract end date	

18/19 Contracted general activity (UDA)	18,774
Carry forward general activity (UDA)	0
18/19 Contracted orthodontic activity (UOA)	0
Carry forward orthodontic activity (UOA)	0
Baseline contract value	£522,353.05

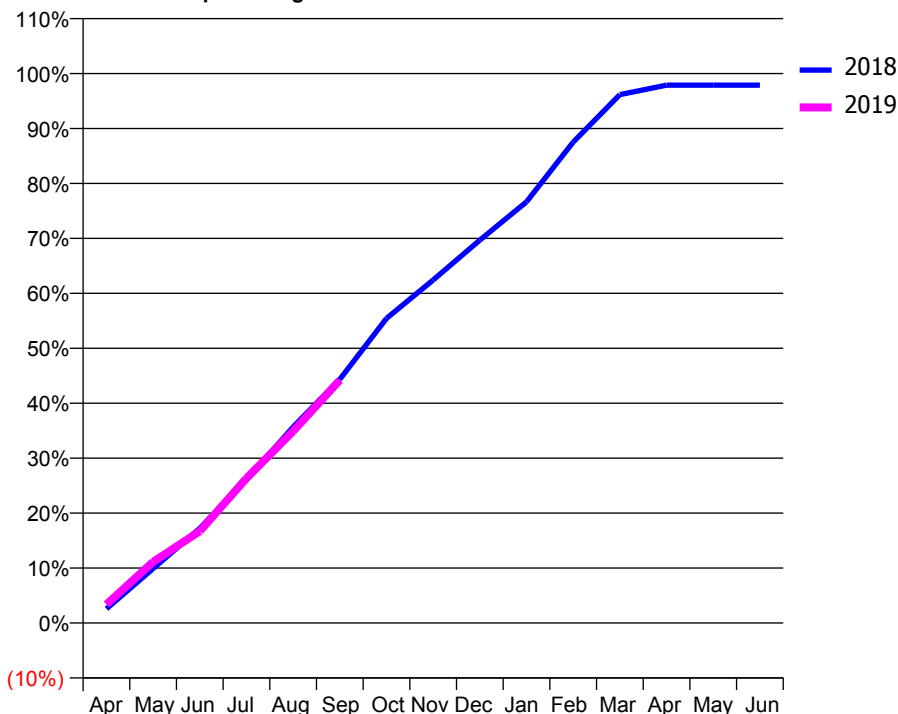
ACCESS*

Patients seen in 24 months	Total	Change since previous quarter
Quarter ending September 2017	5,185	
Quarter ending December 2017	5,229	→
Quarter ending March 2018	5,339	↑
Quarter ending June 2018	5,500	↑
Quarter ending September 2018	5,713	↑
Variance since September 2017	10.2%	↑



ACTIVITY

Cumulative percentage of contracted UDA delivered 2018 & 2019



Month	Adjusted Scheduled Activity (UDA)	
	2018	2019
April	354	634
May	1,366	2,091
June	2,374	3,136
July	3,590	4,947
August	4,914	6,553
September	6,108	8,299
October	7,635	
November	8,598	
December	9,599	
January	10,556	
February	12,054	
March	13,244	
April	13,483	
May	13,483	
June	13,483	

QUALITY

	Quantity	Base Number	Contract	AT	Region	England
% of FP17s for the same patient ID Re-attending within 3 months - Children	140	1,308	10.7%	9.9%	11.4%	11.6%
% of FP17s for the same patient ID Re-attending within 3 months - Adults	292	2,242	13.0%	13.8%	15.0%	15.5%
% of FP17s for the same patient ID Re-attending between 3 & 9 months - Children	622	1,308	47.6%	61.9%	59.9%	58.8%
% of FP17s for the same patient ID Re-attending between 3 & 9 months - Adults	662	2,242	29.5%	55.1%	52.0%	51.1%
% of FP17s for Band 1 Urgent Courses	250	3,467	7.2%	6.9%	8.0%	9.0%
% of FP17s Relating to Free Repair or Replacements	5	3,467	0.1%	0.8%	0.8%	0.8%
% of FP17s Relating to Continuations	70	3,467	2.0%	1.1%	0.9%	0.9%
% of Patients satisfied with the dentistry they have received	3	3	N/A	93.0%	93.5%	93.3%
% of Patients satisfied with the time they had to wait for an appointment	3	3	N/A	88.5%	89.1%	88.9%

* This is based on patients treated on this contract for their most recent course of treatment. Figures in italics indicate the base number of FP17s or Patient Questionnaire responses are less than 100. N/A is shown where the base number of responses is less than 10 during the period. % is calculated as Quantity/Base number*100

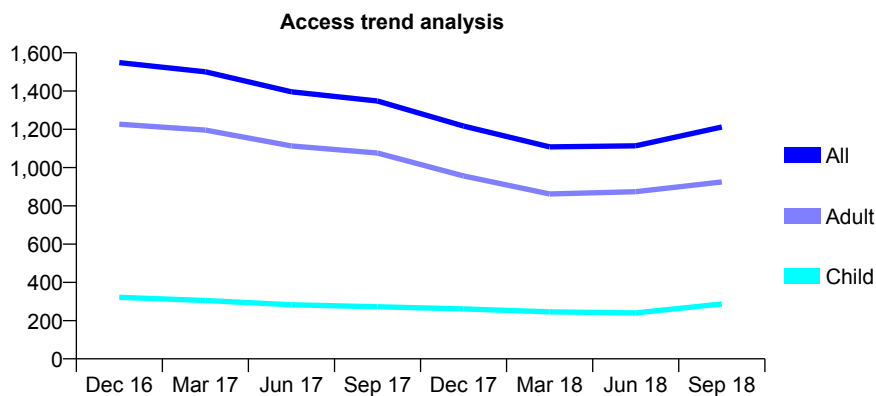
Q55 - Vital Signs At a Glance Contract Report for 142190/0001 - September 2018

Name or company name	Grange Dental Care
Contract type name	GDS Contract
Purpose of contract	General
Contract start date	01/06/2012
Contract end date	

18/19 Contracted general activity (UDA)	6,597
Carry forward general activity (UDA)	0
18/19 Contracted orthodontic activity (UOA)	0
Carry forward orthodontic activity (UOA)	0
Baseline contract value	£142,931.18

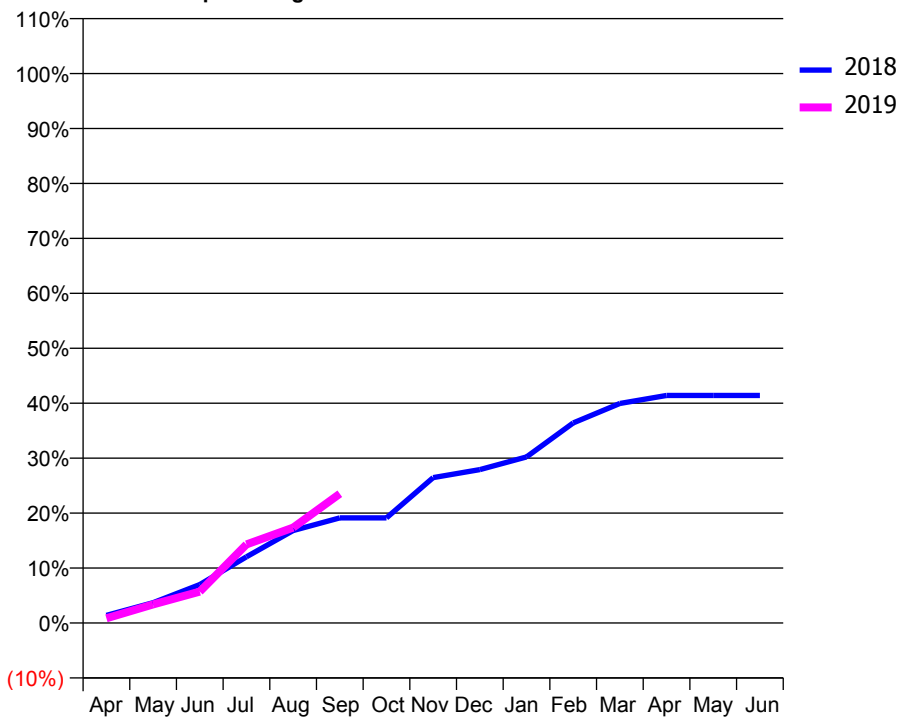
ACCESS*

Patients seen in 24 months	Total	Change since previous quarter
Quarter ending September 2017	1,348	
Quarter ending December 2017	1,217	↓
Quarter ending March 2018	1,108	↓
Quarter ending June 2018	1,114	→
Quarter ending September 2018	1,212	↑
Variance since September 2017	(10.1%)	↓



ACTIVITY

Cumulative percentage of contracted UDA delivered 2018 & 2019



Month	Adjusted Scheduled Activity (UDA)	
	2018	2019
April	92	57
May	244	224
June	463	377
July	795	944
August	1,110	1,146
September	1,263	1,553
October	1,263	
November	1,746	
December	1,842	
January	1,994	
February	2,403	
March	2,635	
April	2,731	
May	2,732	
June	2,732	

QUALITY

	Quantity	Base Number	Contract	AT	Region	England
% of FP17s for the same patient ID Re-attending within 3 months - Children	8	234	3.4%	9.9%	11.4%	11.6%
% of FP17s for the same patient ID Re-attending within 3 months - Adults	103	753	13.7%	13.8%	15.0%	15.5%
% of FP17s for the same patient ID Re-attending between 3 & 9 months - Children	89	234	38.0%	61.9%	59.9%	58.8%
% of FP17s for the same patient ID Re-attending between 3 & 9 months - Adults	281	753	37.3%	55.1%	52.0%	51.1%
% of FP17s for Band 1 Urgent Courses	60	765	7.8%	6.9%	8.0%	9.0%
% of FP17s Relating to Free Repair or Replacements	1	765	0.1%	0.8%	0.8%	0.8%
% of FP17s Relating to Continuations	10	765	1.3%	1.1%	0.9%	0.9%
% of Patients satisfied with the dentistry they have received	1	1	N/A	93.0%	93.5%	93.3%
% of Patients satisfied with the time they had to wait for an appointment	1	1	N/A	88.5%	89.1%	88.9%

* This is based on patients treated on this contract for their most recent course of treatment. Figures in italics indicate the base number of FP17s or Patient Questionnaire responses are less than 100. N/A is shown where the base number of responses is less than 10 during the period. % is calculated as Quantity/Base number*100

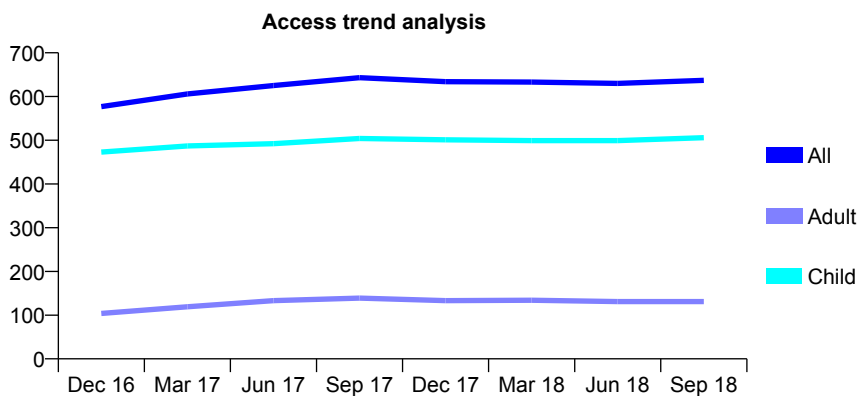
Q55 - Vital Signs At a Glance Contract Report for 142506/0001 - September 2018

Name or company name	Kedleston Dental Care
Contract type name	GDS Contract
Purpose of contract	General
Contract start date	10/07/2015
Contract end date	

18/19 Contracted general activity (UDA)	1,400
Carry forward general activity (UDA)	0
18/19 Contracted orthodontic activity (UOA)	0
Carry forward orthodontic activity (UOA)	0
Baseline contract value	£28,888.14

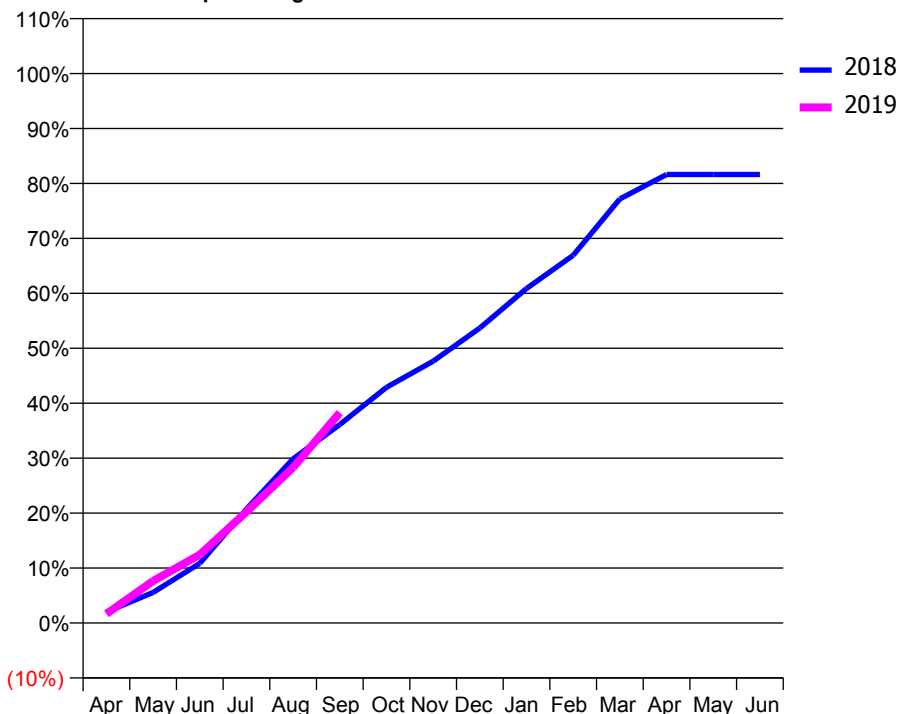
ACCESS*

Patients seen in 24 months	Total	Change since previous quarter
Quarter ending September 2017	643	
Quarter ending December 2017	634	↓
Quarter ending March 2018	633	→
Quarter ending June 2018	630	→
Quarter ending September 2018	637	→
Variance since September 2017	(0.9%)	→



ACTIVITY

Cumulative percentage of contracted UDA delivered 2018 & 2019



Month	Adjusted Scheduled Activity (UDA)	
	2018	2019
April	28	23
May	78	107
June	152	174
July	290	283
August	418	396
September	506	536
October	600	
November	667	
December	752	
January	852	
February	937	
March	1,080	
April	1,143	
May	1,143	
June	1,143	

QUALITY

	Quantity	Base Number	Contract	AT	Region	England
% of FP17s for the same patient ID Re-attending within 3 months - Children	18	410	4.4%	9.9%	11.4%	11.6%
% of FP17s for the same patient ID Re-attending within 3 months - Adults	7	68	10.3%	13.8%	15.0%	15.5%
% of FP17s for the same patient ID Re-attending between 3 & 9 months - Children	274	410	66.8%	61.9%	59.9%	58.8%
% of FP17s for the same patient ID Re-attending between 3 & 9 months - Adults	33	68	48.5%	55.1%	52.0%	51.1%
% of FP17s for Band 1 Urgent Courses	9	432	2.1%	6.9%	8.0%	9.0%
% of FP17s Relating to Free Repair or Replacements	0	432	0.0%	0.8%	0.8%	0.8%
% of FP17s Relating to Continuations	0	432	0.0%	1.1%	0.9%	0.9%
% of Patients satisfied with the dentistry they have received	0	0	N/A	93.0%	93.5%	93.3%
% of Patients satisfied with the time they had to wait for an appointment	0	0	N/A	88.5%	89.1%	88.9%

* This is based on patients treated on this contract for their most recent course of treatment. Figures in italics indicate the base number of FP17s or Patient Questionnaire responses are less than 100. N/A is shown where the base number of responses is less than 10 during the period. % is calculated as Quantity/Base number*100

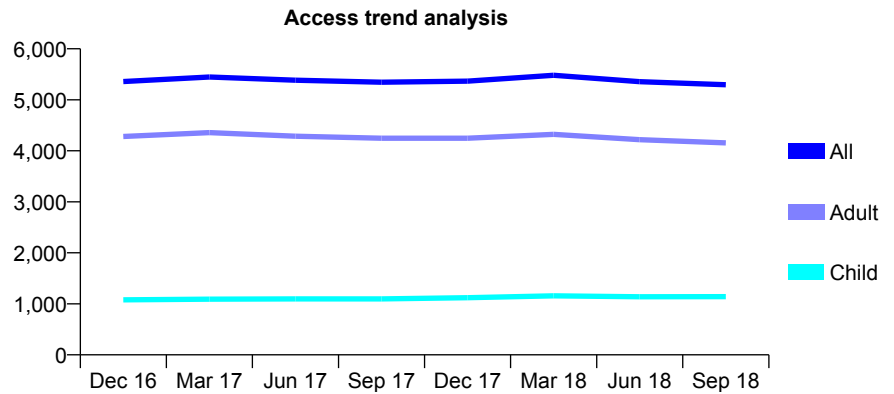
Q55 - Vital Signs At a Glance Contract Report for 143111/0001 - September 2018

Name or company name	Cadmus Dental Care Limited
Contract type name	GDS Contract
Purpose of contract	General
Contract start date	01/10/2013
Contract end date	

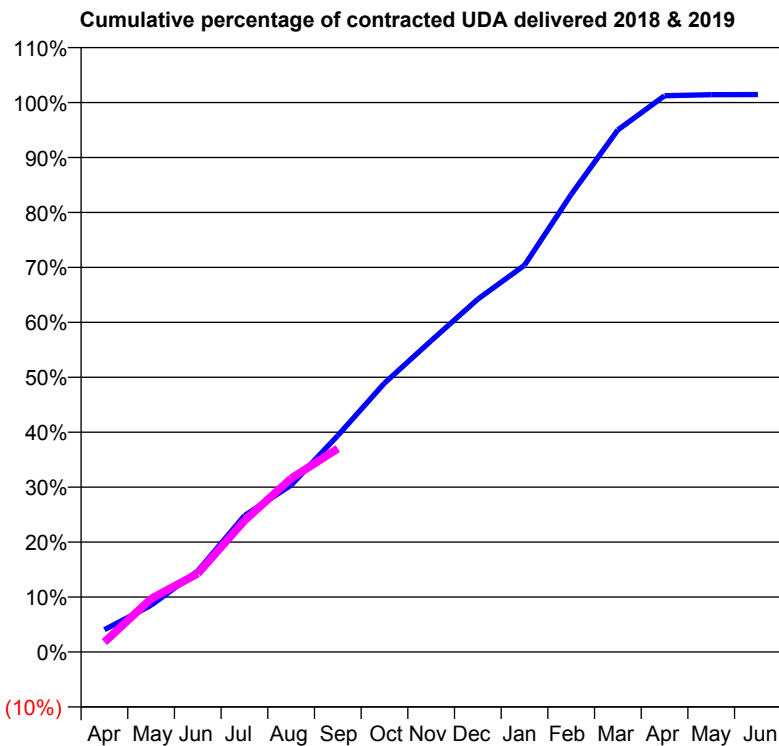
18/19 Contracted general activity (UDA)	17,677
Carry forward general activity (UDA)	0
18/19 Contracted orthodontic activity (UOA)	0
Carry forward orthodontic activity (UOA)	0
Baseline contract value	£419,992.31

ACCESS*

Patients seen in 24 months	Total	Change since previous quarter
Quarter ending September 2017	5,344	
Quarter ending December 2017	5,366	→
Quarter ending March 2018	5,480	↑
Quarter ending June 2018	5,356	↓
Quarter ending September 2018	5,296	↓
Variance since September 2017	(0.9%)	→



ACTIVITY



Month	Adjusted Scheduled Activity (UDA)	
	2018	2019
April	660	321
May	1,384	1,715
June	2,399	2,526
July	4,041	4,226
August	4,942	5,581
September	6,414	6,544
October	7,964	
November	9,219	
December	10,452	
January	11,456	
February	13,554	
March	15,465	
April	16,476	
May	16,510	
June	16,511	

QUALITY

	Quantity	Base Number	Contract	AT	Region	England
% of FP17s for the same patient ID Re-attending within 3 months - Children	54	792	6.8%	9.9%	11.4%	11.6%
% of FP17s for the same patient ID Re-attending within 3 months - Adults	290	2,526	11.5%	13.8%	15.0%	15.5%
% of FP17s for the same patient ID Re-attending between 3 & 9 months - Children	449	792	56.7%	61.9%	59.9%	58.8%
% of FP17s for the same patient ID Re-attending between 3 & 9 months - Adults	1,418	2,526	56.1%	55.1%	52.0%	51.1%
% of FP17s for Band 1 Urgent Courses	188	3,001	6.3%	6.9%	8.0%	9.0%
% of FP17s Relating to Free Repair or Replacements	34	3,001	1.1%	0.8%	0.8%	0.8%
% of FP17s Relating to Continuations	6	3,001	0.2%	1.1%	0.9%	0.9%
% of Patients satisfied with the dentistry they have received	0	0	N/A	93.0%	93.5%	93.3%
% of Patients satisfied with the time they had to wait for an appointment	0	0	N/A	88.5%	89.1%	88.9%

* This is based on patients treated on this contract for their most recent course of treatment. Figures in italics indicate the base number of FP17s or Patient Questionnaire responses are less than 100. N/A is shown where the base number of responses is less than 10 during the period. % is calculated as Quantity/Base number*100

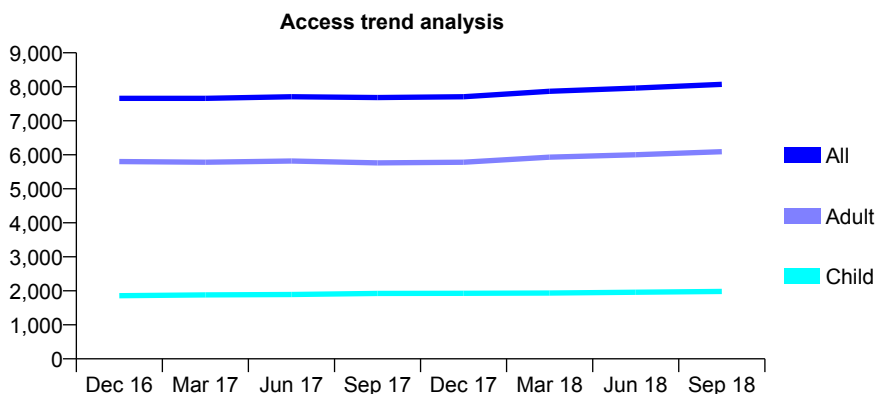
Q55 - Vital Signs At a Glance Contract Report for 143111/0002 - September 2018

Name or company name	Cadmus Dental Care Limited
Contract type name	GDS Contract
Purpose of contract	General
Contract start date	01/10/2013
Contract end date	

18/19 Contracted general activity (UDA)	28,084
Carry forward general activity (UDA)	0
18/19 Contracted orthodontic activity (UOA)	0
Carry forward orthodontic activity (UOA)	0
Baseline contract value	£631,920.57

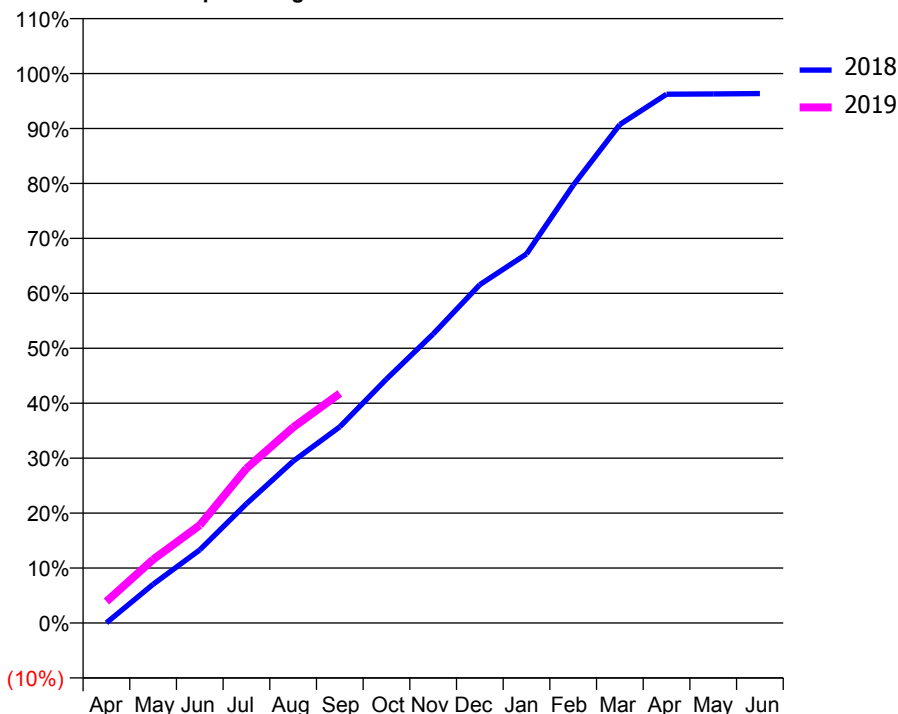
ACCESS*

Patients seen in 24 months	Total	Change since previous quarter
Quarter ending September 2017	7,685	
Quarter ending December 2017	7,708	→
Quarter ending March 2018	7,868	↑
Quarter ending June 2018	7,961	→
Quarter ending September 2018	8,074	→
Variance since September 2017	5.1%	↑



ACTIVITY

Cumulative percentage of contracted UDA delivered 2018 & 2019



Month	Adjusted Scheduled Activity (UDA)	
	2018	2019
April	9	1,099
May	1,979	3,249
June	3,739	4,996
July	6,098	7,905
August	8,271	10,005
September	10,031	11,735
October	12,470	
November	14,773	
December	17,290	
January	18,864	
February	22,373	
March	25,476	
April	27,027	
May	27,042	
June	27,060	

QUALITY

	Quantity	Base Number	Contract	AT	Region	England
% of FP17s for the same patient ID Re-attending within 3 months - Children	111	1,488	7.5%	9.9%	11.4%	11.6%
% of FP17s for the same patient ID Re-attending within 3 months - Adults	592	4,613	12.8%	13.8%	15.0%	15.5%
% of FP17s for the same patient ID Re-attending between 3 & 9 months - Children	990	1,488	66.5%	61.9%	59.9%	58.8%
% of FP17s for the same patient ID Re-attending between 3 & 9 months - Adults	2,911	4,613	63.1%	55.1%	52.0%	51.1%
% of FP17s for Band 1 Urgent Courses	346	5,566	6.2%	6.9%	8.0%	9.0%
% of FP17s Relating to Free Repair or Replacements	58	5,566	1.0%	0.8%	0.8%	0.8%
% of FP17s Relating to Continuations	45	5,566	0.8%	1.1%	0.9%	0.9%
% of Patients satisfied with the dentistry they have received	8	9	N/A	93.0%	93.5%	93.3%
% of Patients satisfied with the time they had to wait for an appointment	7	9	N/A	88.5%	89.1%	88.9%

* This is based on patients treated on this contract for their most recent course of treatment. Figures in italics indicate the base number of FP17s or Patient Questionnaire responses are less than 100. N/A is shown where the base number of responses is less than 10 during the period. % is calculated as Quantity/Base number*100

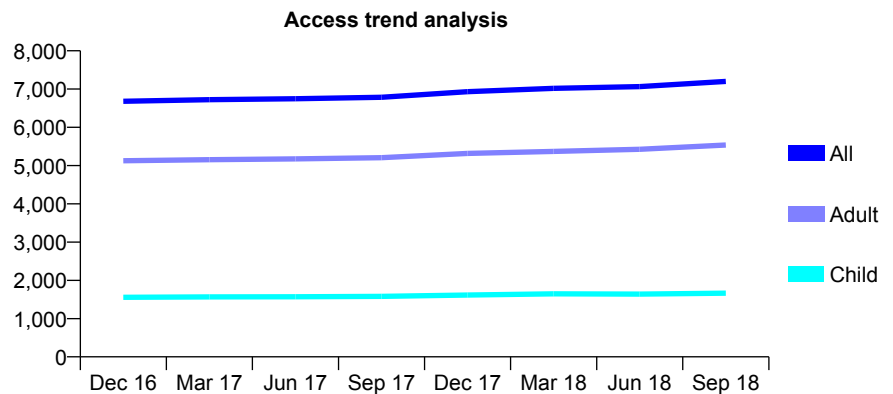
Q55 - Vital Signs At a Glance Contract Report for 146900/0001 - September 2018

Name or company name	Glen Thelwell & Associates LTD Vasileios (
Contract type name	GDS Contract
Purpose of contract	General
Contract start date	01/05/2014
Contract end date	

18/19 Contracted general activity (UDA)	28,370
Carry forward general activity (UDA)	0
18/19 Contracted orthodontic activity (UOA)	0
Carry forward orthodontic activity (UOA)	0
Baseline contract value	£795,770.29

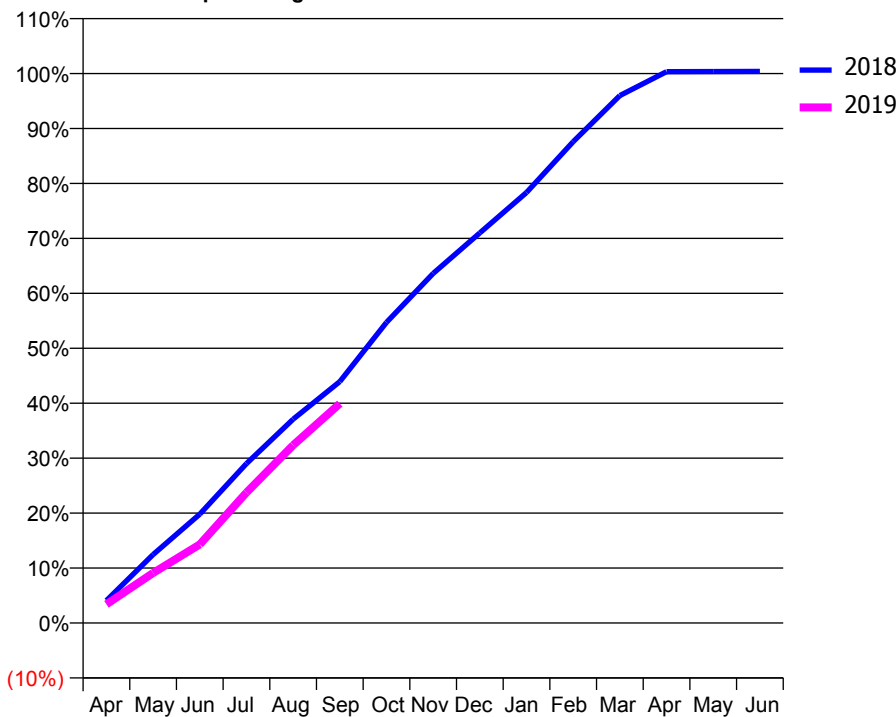
ACCESS*

Patients seen in 24 months	Total	Change since previous quarter
Quarter ending September 2017	6,786	
Quarter ending December 2017	6,932	↑
Quarter ending March 2018	7,018	→
Quarter ending June 2018	7,063	→
Quarter ending September 2018	7,201	→
Variance since September 2017	6.1%	↑



ACTIVITY

Cumulative percentage of contracted UDA delivered 2018 & 2019



Month	Adjusted Scheduled Activity (UDA)	
	2018	2019
April	875	970
May	2,663	2,588
June	4,235	4,062
July	6,199	6,735
August	7,928	9,181
September	9,387	11,329
October	11,692	
November	13,593	
December	15,172	
January	16,742	
February	18,718	
March	20,512	
April	21,443	
May	21,448	
June	21,449	

QUALITY

	Quantity	Base Number	Contract	AT	Region	England
% of FP17s for the same patient ID Re-attending within 3 months - Children	63	1,332	4.7%	9.9%	11.4%	11.6%
% of FP17s for the same patient ID Re-attending within 3 months - Adults	438	4,561	9.6%	13.8%	15.0%	15.5%
% of FP17s for the same patient ID Re-attending between 3 & 9 months - Children	870	1,332	65.3%	61.9%	59.9%	58.8%
% of FP17s for the same patient ID Re-attending between 3 & 9 months - Adults	3,115	4,561	68.3%	55.1%	52.0%	51.1%
% of FP17s for Band 1 Urgent Courses	77	5,437	1.4%	6.9%	8.0%	9.0%
% of FP17s Relating to Free Repair or Replacements	57	5,437	1.0%	0.8%	0.8%	0.8%
% of FP17s Relating to Continuations	116	5,437	2.1%	1.1%	0.9%	0.9%
% of Patients satisfied with the dentistry they have received	4	4	N/A	93.0%	93.5%	93.3%
% of Patients satisfied with the time they had to wait for an appointment	3	4	N/A	88.5%	89.1%	88.9%

* This is based on patients treated on this contract for their most recent course of treatment. Figures in italics indicate the base number of FP17s or Patient Questionnaire responses are less than 100. N/A is shown where the base number of responses is less than 10 during the period. % is calculated as Quantity/Base number*100

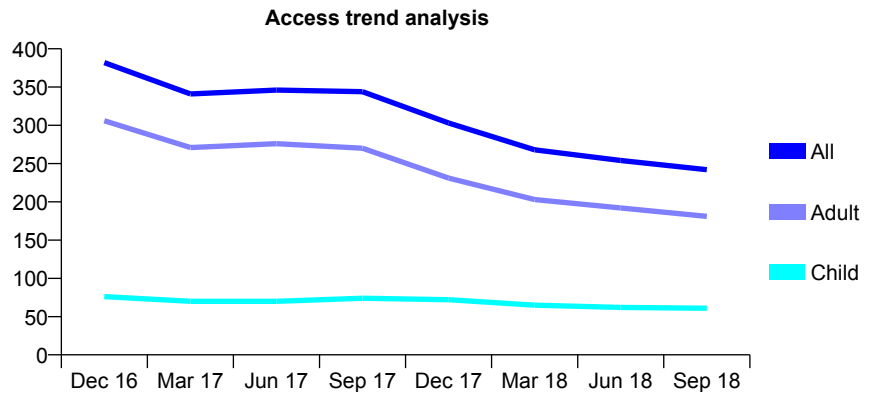
Q55 - Vital Signs At a Glance Contract Report for 147354/0001 - September 2018

Name or company name	Dr Fitton & Dr Singh Dental Surgery
Contract type name	GDS Contract
Purpose of contract	General
Contract start date	29/07/2010
Contract end date	

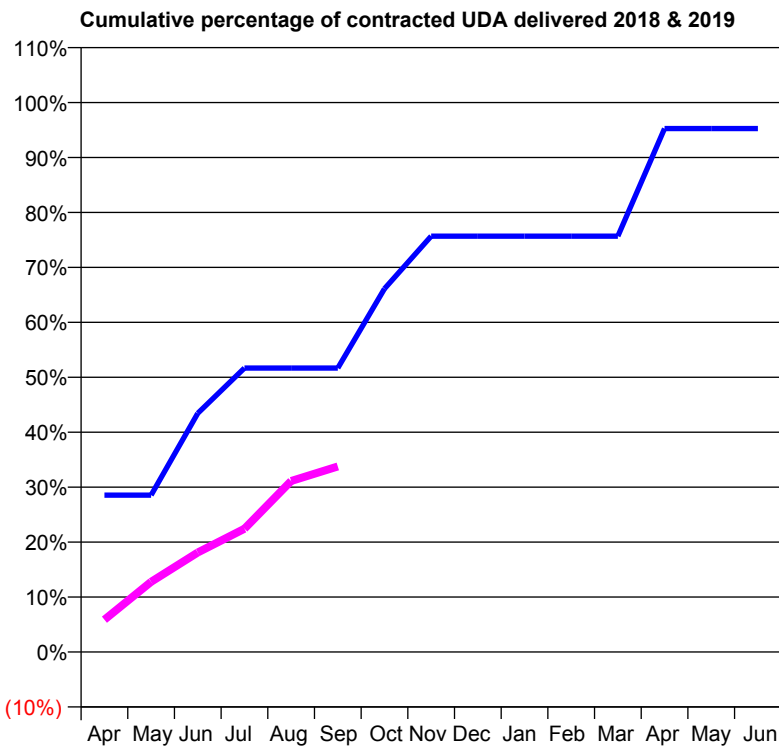
18/19 Contracted general activity (UDA)	900
Carry forward general activity (UDA)	0
18/19 Contracted orthodontic activity (UOA)	0
Carry forward orthodontic activity (UOA)	0
Baseline contract value	£26,323.55

ACCESS*

Patients seen in 24 months	Total	Change since previous quarter
Quarter ending September 2017	344	
Quarter ending December 2017	303	↓
Quarter ending March 2018	268	↓
Quarter ending June 2018	254	↓
Quarter ending September 2018	242	↓
Variance since September 2017	(29.7%)	↓



ACTIVITY



Month	Adjusted Scheduled Activity (UDA)	
	2018	2019
April	257	53
May	257	115
June	391	163
July	465	202
August	465	280
September	465	304
October	595	
November	681	
December	681	
January	681	
February	681	
March	681	
April	857	
May	857	
June	857	

QUALITY

	Quantity	Base Number	Contract	AT	Region	England
% of FP17s for the same patient ID Re-attending within 3 months - Children	4	40	10.0%	9.9%	11.4%	11.6%
% of FP17s for the same patient ID Re-attending within 3 months - Adults	22	119	18.5%	13.8%	15.0%	15.5%
% of FP17s for the same patient ID Re-attending between 3 & 9 months - Children	13	40	32.5%	61.9%	59.9%	58.8%
% of FP17s for the same patient ID Re-attending between 3 & 9 months - Adults	48	119	40.3%	55.1%	52.0%	51.1%
% of FP17s for Band 1 Urgent Courses	0	95	0.0%	6.9%	8.0%	9.0%
% of FP17s Relating to Free Repair or Replacements	0	95	0.0%	0.8%	0.8%	0.8%
% of FP17s Relating to Continuations	8	95	8.4%	1.1%	0.9%	0.9%
% of Patients satisfied with the dentistry they have received	0	1	N/A	93.0%	93.5%	93.3%
% of Patients satisfied with the time they had to wait for an appointment	0	1	N/A	88.5%	89.1%	88.9%

* This is based on patients treated on this contract for their most recent course of treatment. Figures in italics indicate the base number of FP17s or Patient Questionnaire responses are less than 100. N/A is shown where the base number of responses is less than 10 during the period. % is calculated as Quantity/Base number*100

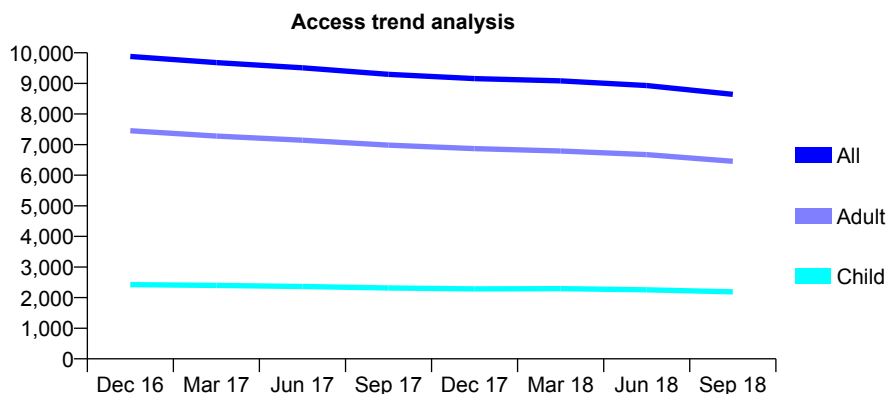
Q55 - Vital Signs At a Glance Contract Report for 148369/0001 - September 2018

Name or company name	KH & GW Ltd
Contract type name	GDS Contract
Purpose of contract	General
Contract start date	01/04/2008
Contract end date	

18/19 Contracted general activity (UDA)	30,382
Carry forward general activity (UDA)	0
18/19 Contracted orthodontic activity (UOA)	0
Carry forward orthodontic activity (UOA)	0
Baseline contract value	£1,038,917.21

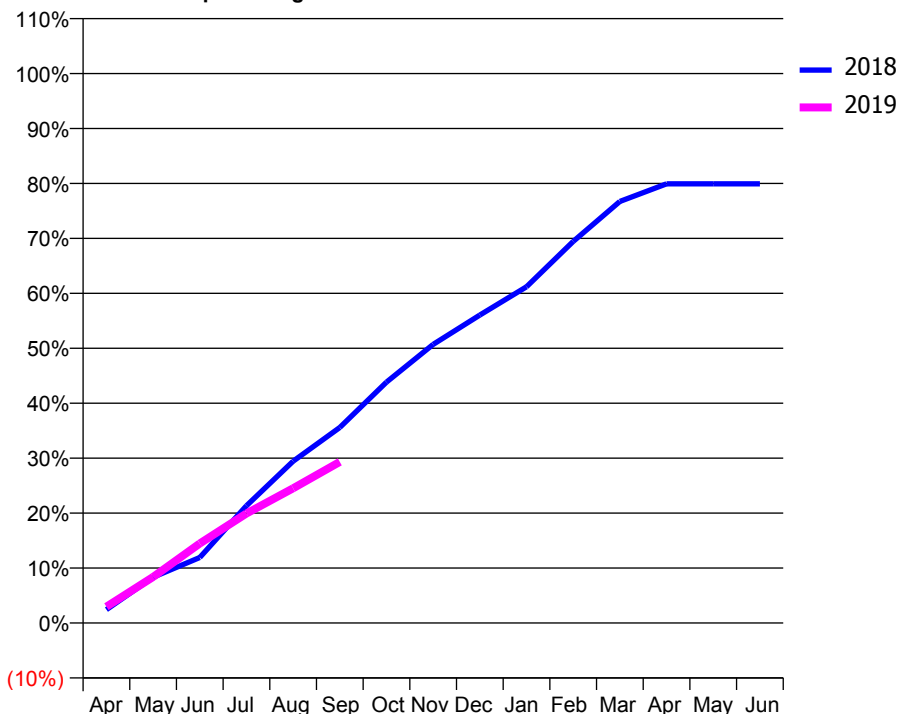
ACCESS*

Patients seen in 24 months	Total	Change since previous quarter
Quarter ending September 2017	9,297	
Quarter ending December 2017	9,155	↓
Quarter ending March 2018	9,084	→
Quarter ending June 2018	8,931	↓
Quarter ending September 2018	8,642	↓
Variance since September 2017	(7.0%)	↓



ACTIVITY

Cumulative percentage of contracted UDA delivered 2018 & 2019



Adjusted Scheduled Activity (UDA)		
Month	2018	2019
April	742	906
May	2,532	2,548
June	3,626	4,400
July	6,484	6,056
August	8,949	7,451
September	10,809	8,912
October	13,320	
November	15,403	
December	17,031	
January	18,591	
February	21,101	
March	23,306	
April	24,285	
May	24,286	
June	24,280	

QUALITY

	Quantity	Base Number	Contract	AT	Region	England
% of FP17s for the same patient ID Re-attending within 3 months - Children	49	1,308	3.7%	9.9%	11.4%	11.6%
% of FP17s for the same patient ID Re-attending within 3 months - Adults	344	3,562	9.7%	13.8%	15.0%	15.5%
% of FP17s for the same patient ID Re-attending between 3 & 9 months - Children	747	1,308	57.1%	61.9%	59.9%	58.8%
% of FP17s for the same patient ID Re-attending between 3 & 9 months - Adults	1,639	3,562	46.0%	55.1%	52.0%	51.1%
% of FP17s for Band 1 Urgent Courses	146	4,443	3.3%	6.9%	8.0%	9.0%
% of FP17s Relating to Free Repair or Replacements	32	4,443	0.7%	0.8%	0.8%	0.8%
% of FP17s Relating to Continuations	56	4,443	1.3%	1.1%	0.9%	0.9%
% of Patients satisfied with the dentistry they have received	4	4	N/A	93.0%	93.5%	93.3%
% of Patients satisfied with the time they had to wait for an appointment	4	4	N/A	88.5%	89.1%	88.9%

* This is based on patients treated on this contract for their most recent course of treatment. Figures in italics indicate the base number of FP17s or Patient Questionnaire responses are less than 100. N/A is shown where the base number of responses is less than 10 during the period. % is calculated as Quantity/Base number*100

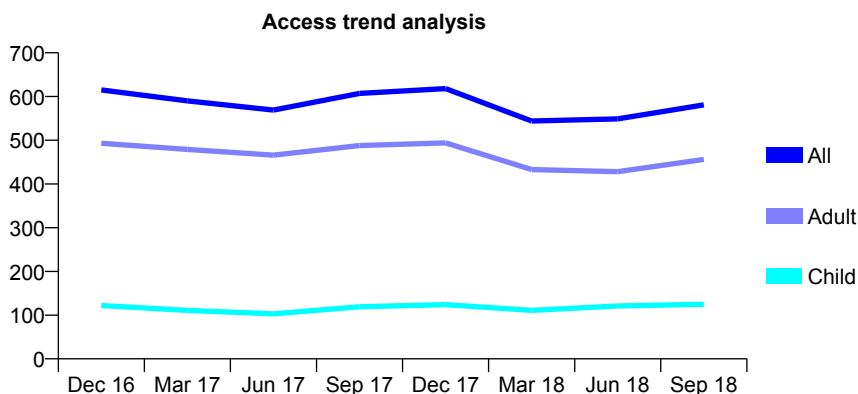
Q55 - Vital Signs At a Glance Contract Report for 151378/0001 - September 2018

Name or company name	Bulwell Dental Practice
Contract type name	GDS Contract
Purpose of contract	General
Contract start date	03/11/2008
Contract end date	

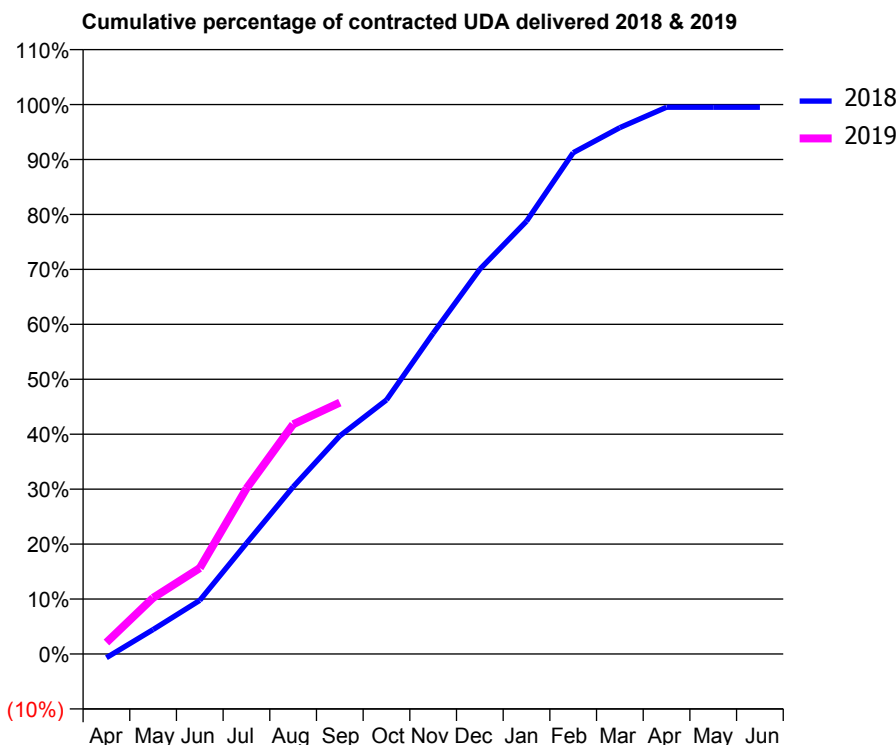
18/19 Contracted general activity (UDA)	2,345
Carry forward general activity (UDA)	0
18/19 Contracted orthodontic activity (UOA)	0
Carry forward orthodontic activity (UOA)	0
Baseline contract value	£54,570.05

ACCESS*

Patients seen in 24 months	Total	Change since previous quarter
Quarter ending September 2017	607	
Quarter ending December 2017	618	→
Quarter ending March 2018	544	↓
Quarter ending June 2018	549	→
Quarter ending September 2018	581	↑
Variance since September 2017	(4.3%)	↓



ACTIVITY



Month	Adjusted Scheduled Activity (UDA)	
	2018	2019
April	-16	49
May	104	240
June	229	367
July	472	706
August	713	980
September	931	1,073
October	1,085	
November	1,369	
December	1,642	
January	1,847	
February	2,139	
March	2,246	
April	2,333	
May	2,333	
June	2,333	

QUALITY

	Quantity	Base Number	Contract	AT	Region	England
% of FP17s for the same patient ID Re-attending within 3 months - Children	7	93	7.5%	9.9%	11.4%	11.6%
% of FP17s for the same patient ID Re-attending within 3 months - Adults	27	328	8.2%	13.8%	15.0%	15.5%
% of FP17s for the same patient ID Re-attending between 3 & 9 months - Children	47	93	50.5%	61.9%	59.9%	58.8%
% of FP17s for the same patient ID Re-attending between 3 & 9 months - Adults	167	328	50.9%	55.1%	52.0%	51.1%
% of FP17s for Band 1 Urgent Courses	23	386	6.0%	6.9%	8.0%	9.0%
% of FP17s Relating to Free Repair or Replacements	3	386	0.8%	0.8%	0.8%	0.8%
% of FP17s Relating to Continuations	5	386	1.3%	1.1%	0.9%	0.9%
% of Patients satisfied with the dentistry they have received	0	0	N/A	93.0%	93.5%	93.3%
% of Patients satisfied with the time they had to wait for an appointment	0	0	N/A	88.5%	89.1%	88.9%

* This is based on patients treated on this contract for their most recent course of treatment. Figures in italics indicate the base number of FP17s or Patient Questionnaire responses are less than 100. N/A is shown where the base number of responses is less than 10 during the period. % is calculated as Quantity/Base number*100

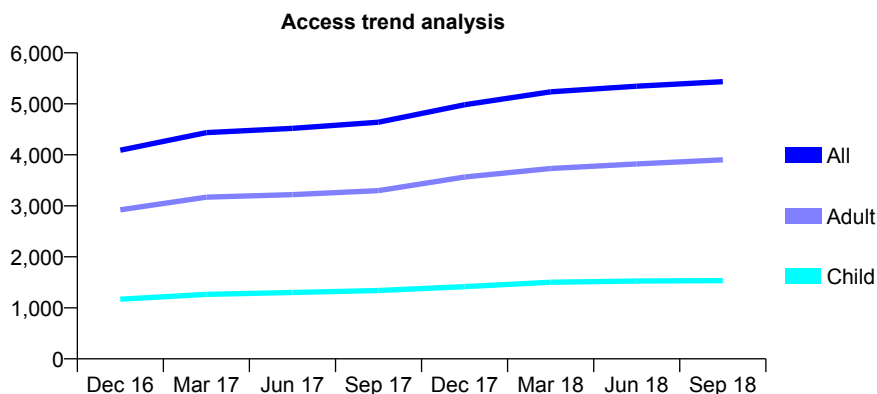
Q55 - Vital Signs At a Glance Contract Report for 153907/0002 - September 2018

Name or company name	Carlton Dental Care Limited
Contract type name	GDS Contract
Purpose of contract	General
Contract start date	06/04/2013
Contract end date	

18/19 Contracted general activity (UDA)	19,441
Carry forward general activity (UDA)	0
18/19 Contracted orthodontic activity (UOA)	0
Carry forward orthodontic activity (UOA)	0
Baseline contract value	£521,607.86

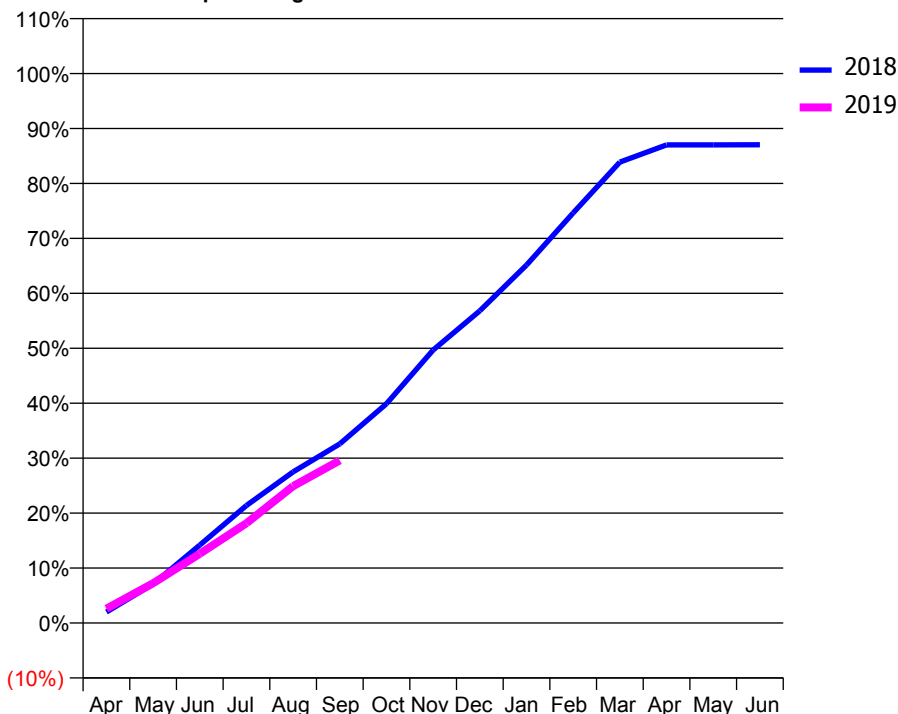
ACCESS*

Patients seen in 24 months	Total	Change since previous quarter
Quarter ending September 2017	4,638	
Quarter ending December 2017	4,981	↑
Quarter ending March 2018	5,234	↑
Quarter ending June 2018	5,346	↑
Quarter ending September 2018	5,435	→
Variance since September 2017	17.2%	↑



ACTIVITY

Cumulative percentage of contracted UDA delivered 2018 & 2019



Month	Adjusted Scheduled Activity (UDA)	
	2018	2019
April	351	506
May	1,237	1,409
June	2,474	2,451
July	3,729	3,533
August	4,799	4,842
September	5,685	5,752
October	6,960	
November	8,666	
December	9,910	
January	11,360	
February	13,015	
March	14,628	
April	15,176	
May	15,177	
June	15,178	

QUALITY

	Quantity	Base Number	Contract	AT	Region	England
% of FP17s for the same patient ID Re-attending within 3 months - Children	121	1,137	10.6%	9.9%	11.4%	11.6%
% of FP17s for the same patient ID Re-attending within 3 months - Adults	342	2,462	13.9%	13.8%	15.0%	15.5%
% of FP17s for the same patient ID Re-attending between 3 & 9 months - Children	714	1,137	62.8%	61.9%	59.9%	58.8%
% of FP17s for the same patient ID Re-attending between 3 & 9 months - Adults	1,409	2,462	57.2%	55.1%	52.0%	51.1%
% of FP17s for Band 1 Urgent Courses	91	2,983	3.1%	6.9%	8.0%	9.0%
% of FP17s Relating to Free Repair or Replacements	32	2,983	1.1%	0.8%	0.8%	0.8%
% of FP17s Relating to Continuations	77	2,983	2.6%	1.1%	0.9%	0.9%
% of Patients satisfied with the dentistry they have received	0	0	N/A	93.0%	93.5%	93.3%
% of Patients satisfied with the time they had to wait for an appointment	0	0	N/A	88.5%	89.1%	88.9%

* This is based on patients treated on this contract for their most recent course of treatment. Figures in italics indicate the base number of FP17s or Patient Questionnaire responses are less than 100. N/A is shown where the base number of responses is less than 10 during the period. % is calculated as Quantity/Base number*100

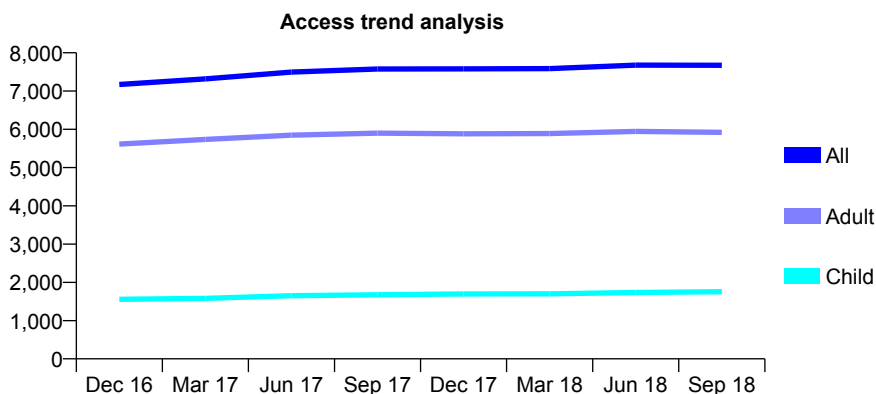
Q55 - Vital Signs At a Glance Contract Report for 154288/0001 - September 2018

Name or company name	D AND L JORDAN LIMITED
Contract type name	GDS Contract
Purpose of contract	General
Contract start date	01/04/2013
Contract end date	

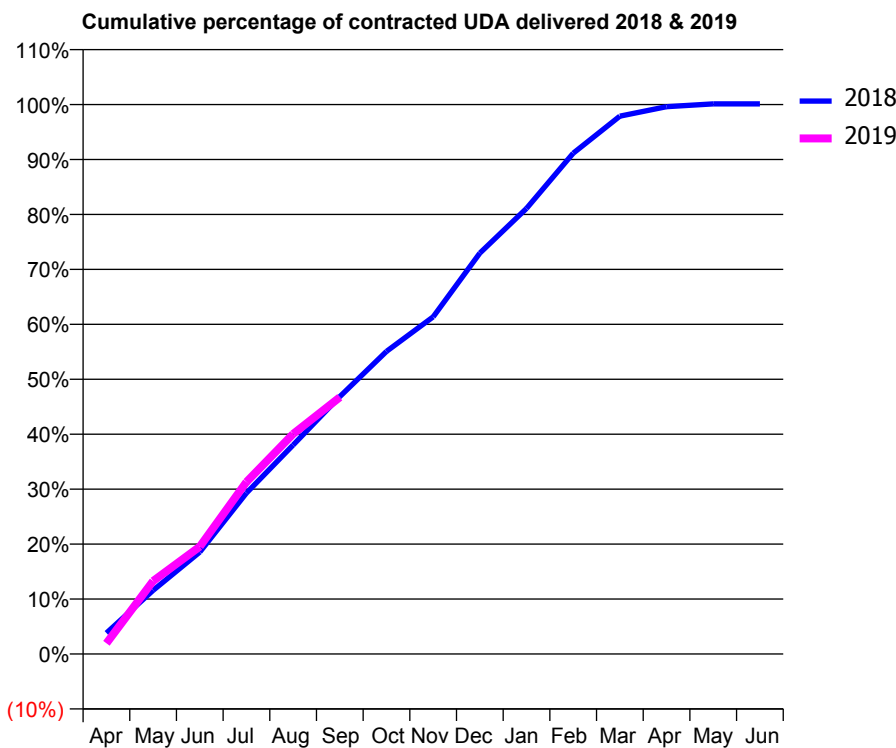
18/19 Contracted general activity (UDA)	19,075
Carry forward general activity (UDA)	0
18/19 Contracted orthodontic activity (UOA)	0
Carry forward orthodontic activity (UOA)	0
Baseline contract value	£519,041.46

ACCESS*

Patients seen in 24 months	Total	Change since previous quarter
Quarter ending September 2017	7,576	
Quarter ending December 2017	7,580	→
Quarter ending March 2018	7,587	→
Quarter ending June 2018	7,679	→
Quarter ending September 2018	7,674	→
Variance since September 2017	1.3%	→



ACTIVITY



Month	Adjusted Scheduled Activity (UDA)	
	2018	2019
April	728	374
May	2,209	2,533
June	3,540	3,729
July	5,591	5,973
August	7,255	7,641
September	8,936	8,913
October	10,506	
November	11,703	
December	13,916	
January	15,466	
February	17,384	
March	18,669	
April	19,001	
May	19,097	
June	19,099	

QUALITY

	Quantity	Base Number	Contract	AT	Region	England
% of FP17s for the same patient ID Re-attending within 3 months - Children	89	1,337	6.7%	9.9%	11.4%	11.6%
% of FP17s for the same patient ID Re-attending within 3 months - Adults	347	4,246	8.2%	13.8%	15.0%	15.5%
% of FP17s for the same patient ID Re-attending between 3 & 9 months - Children	850	1,337	63.6%	61.9%	59.9%	58.8%
% of FP17s for the same patient ID Re-attending between 3 & 9 months - Adults	2,762	4,246	65.0%	55.1%	52.0%	51.1%
% of FP17s for Band 1 Urgent Courses	279	5,290	5.3%	6.9%	8.0%	9.0%
% of FP17s Relating to Free Repair or Replacements	23	5,290	0.4%	0.8%	0.8%	0.8%
% of FP17s Relating to Continuations	24	5,290	0.5%	1.1%	0.9%	0.9%
% of Patients satisfied with the dentistry they have received	3	3	N/A	93.0%	93.5%	93.3%
% of Patients satisfied with the time they had to wait for an appointment	3	3	N/A	88.5%	89.1%	88.9%

* This is based on patients treated on this contract for their most recent course of treatment. Figures in italics indicate the base number of FP17s or Patient Questionnaire responses are less than 100. N/A is shown where the base number of responses is less than 10 during the period. % is calculated as Quantity/Base number*100

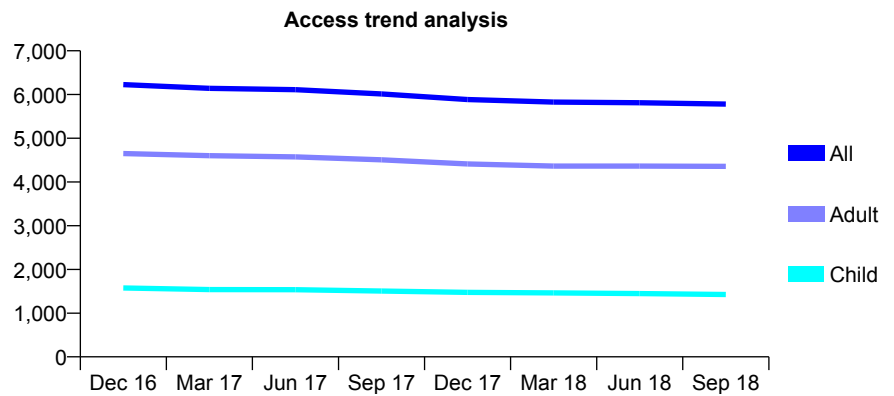
Q55 - Vital Signs At a Glance Contract Report for 154393/0001 - September 2018

Name or company name	Oswald House Dental Practice
Contract type name	GDS Contract
Purpose of contract	General
Contract start date	01/10/2013
Contract end date	

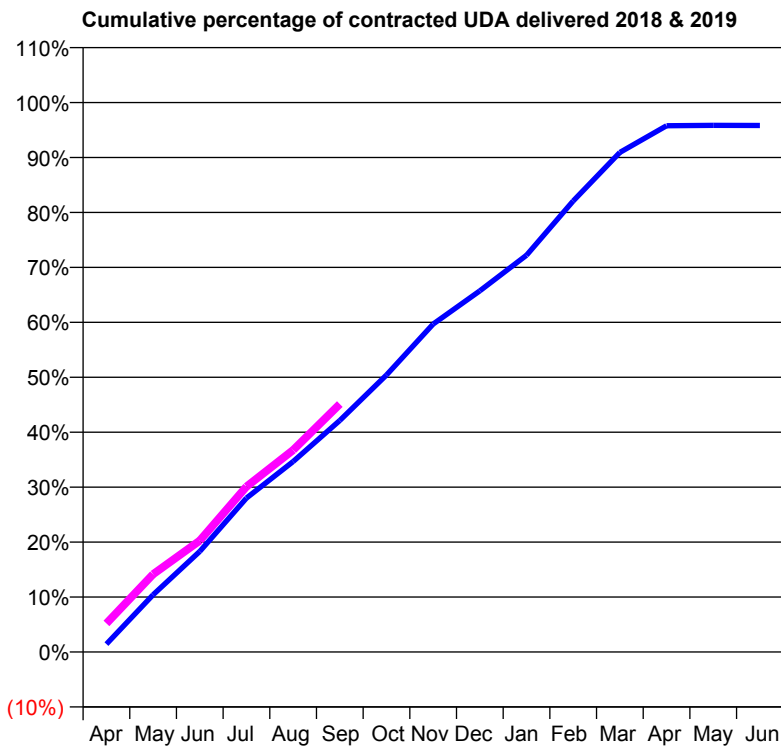
18/19 Contracted general activity (UDA)	18,083
Carry forward general activity (UDA)	0
18/19 Contracted orthodontic activity (UOA)	0
Carry forward orthodontic activity (UOA)	0
Baseline contract value	£389,770.46

ACCESS*

Patients seen in 24 months	Total	Change since previous quarter
Quarter ending September 2017	6,012	
Quarter ending December 2017	5,885	↓
Quarter ending March 2018	5,828	→
Quarter ending June 2018	5,812	→
Quarter ending September 2018	5,782	→
Variance since September 2017	(3.8%)	↓



ACTIVITY



Adjusted Scheduled Activity (UDA)		
Month	2018	2019
April	234	942
May	1,675	2,562
June	2,944	3,665
July	4,507	5,445
August	5,577	6,647
September	6,775	8,160
October	8,110	
November	9,598	
December	10,572	
January	11,612	
February	13,203	
March	14,623	
April	15,402	
May	15,413	
June	15,411	

QUALITY

	Quantity	Base Number	Contract	AT	Region	England
% of FP17s for the same patient ID Re-attending within 3 months - Children	87	1,207	7.2%	9.9%	11.4%	11.6%
% of FP17s for the same patient ID Re-attending within 3 months - Adults	447	3,403	13.1%	13.8%	15.0%	15.5%
% of FP17s for the same patient ID Re-attending between 3 & 9 months - Children	782	1,207	64.8%	61.9%	59.9%	58.8%
% of FP17s for the same patient ID Re-attending between 3 & 9 months - Adults	2,028	3,403	59.6%	55.1%	52.0%	51.1%
% of FP17s for Band 1 Urgent Courses	327	4,234	7.7%	6.9%	8.0%	9.0%
% of FP17s Relating to Free Repair or Replacements	63	4,234	1.5%	0.8%	0.8%	0.8%
% of FP17s Relating to Continuations	49	4,234	1.2%	1.1%	0.9%	0.9%
% of Patients satisfied with the dentistry they have received	2	2	N/A	93.0%	93.5%	93.3%
% of Patients satisfied with the time they had to wait for an appointment	2	2	N/A	88.5%	89.1%	88.9%

* This is based on patients treated on this contract for their most recent course of treatment. Figures in italics indicate the base number of FP17s or Patient Questionnaire responses are less than 100. N/A is shown where the base number of responses is less than 10 during the period. % is calculated as Quantity/Base number*100

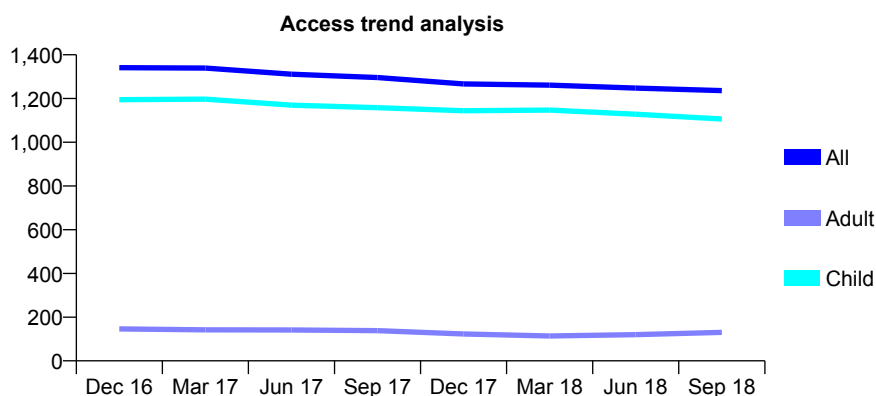
Q55 - Vital Signs At a Glance Contract Report for 157139/0001 - September 2018

Name or company name	Brompton House Dental Practice Limited
Contract type name	GDS Contract
Purpose of contract	General
Contract start date	01/04/2011
Contract end date	

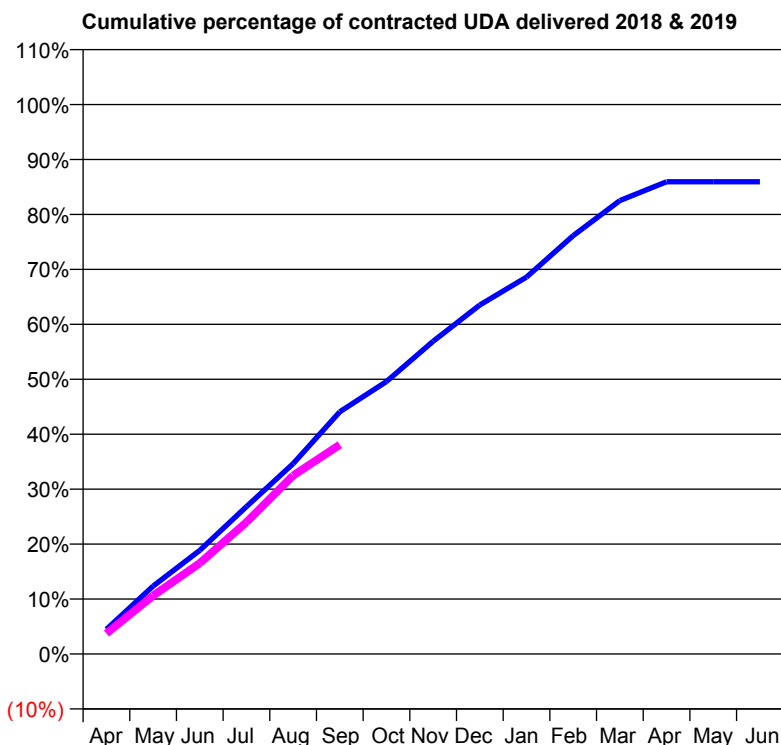
18/19 Contracted general activity (UDA)	3,450
Carry forward general activity (UDA)	0
18/19 Contracted orthodontic activity (UOA)	0
Carry forward orthodontic activity (UOA)	0
Baseline contract value	£92,894.57

ACCESS*

Patients seen in 24 months	Total	Change since previous quarter
Quarter ending September 2017	1,296	
Quarter ending December 2017	1,267	↓
Quarter ending March 2018	1,261	→
Quarter ending June 2018	1,248	↓
Quarter ending September 2018	1,236	→
Variance since September 2017	(4.6%)	↓



ACTIVITY



Month	Adjusted Scheduled Activity (UDA)	
	2018	2019
April	155	129
May	427	367
June	651	570
July	926	827
August	1,195	1,120
September	1,521	1,314
October	1,711	
November	1,963	
December	2,191	
January	2,366	
February	2,627	
March	2,847	
April	2,965	
May	2,965	
June	2,965	

QUALITY

	Quantity	Base Number	Contract	AT	Region	England
% of FP17s for the same patient ID Re-attending within 3 months - Children	133	1,101	12.1%	9.9%	11.4%	11.6%
% of FP17s for the same patient ID Re-attending within 3 months - Adults	1	2	50.0%	13.8%	15.0%	15.5%
% of FP17s for the same patient ID Re-attending between 3 & 9 months - Children	762	1,101	69.2%	61.9%	59.9%	58.8%
% of FP17s for the same patient ID Re-attending between 3 & 9 months - Adults	0	2	0.0%	55.1%	52.0%	51.1%
% of FP17s for Band 1 Urgent Courses	32	1,014	3.2%	6.9%	8.0%	9.0%
% of FP17s Relating to Free Repair or Replacements	0	1,014	0.0%	0.8%	0.8%	0.8%
% of FP17s Relating to Continuations	0	1,014	0.0%	1.1%	0.9%	0.9%
% of Patients satisfied with the dentistry they have received	1	1	N/A	93.0%	93.5%	93.3%
% of Patients satisfied with the time they had to wait for an appointment	1	1	N/A	88.5%	89.1%	88.9%

* This is based on patients treated on this contract for their most recent course of treatment. Figures in italics indicate the base number of FP17s or Patient Questionnaire responses are less than 100. N/A is shown where the base number of responses is less than 10 during the period. % is calculated as Quantity/Base number*100

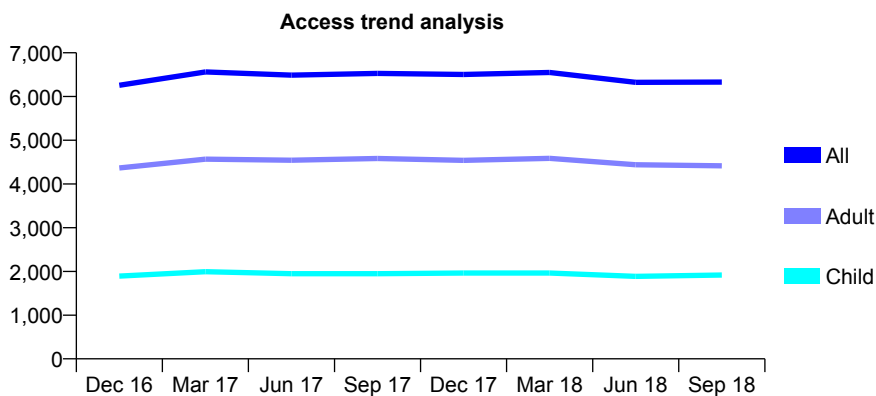
Q55 - Vital Signs At a Glance Contract Report for 158941/0001 - September 2018

Name or company name	D M Jordan Limited
Contract type name	GDS Contract
Purpose of contract	General
Contract start date	01/07/2012
Contract end date	

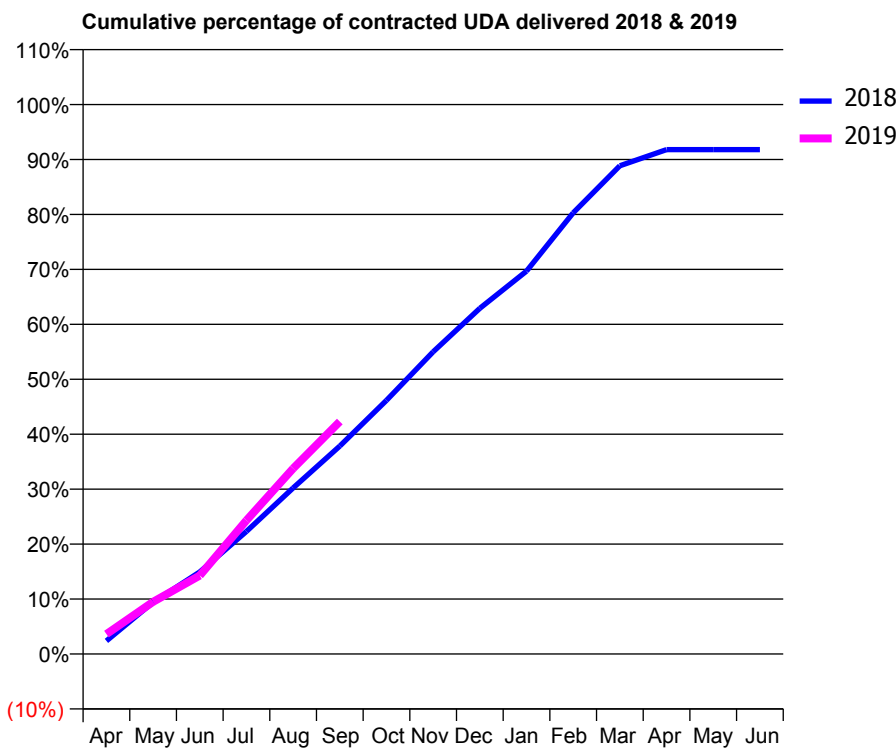
18/19 Contracted general activity (UDA)	21,500
Carry forward general activity (UDA)	0
18/19 Contracted orthodontic activity (UOA)	0
Carry forward orthodontic activity (UOA)	0
Baseline contract value	£514,469.95

ACCESS*

Patients seen in 24 months	Total	Change since previous quarter
Quarter ending September 2017	6,530	
Quarter ending December 2017	6,503	→
Quarter ending March 2018	6,549	→
Quarter ending June 2018	6,325	↓
Quarter ending September 2018	6,332	→
Variance since September 2017	(3.0%)	↓



ACTIVITY



Month	Adjusted Scheduled Activity (UDA)	
	2018	2019
April	515	778
May	2,025	2,041
June	3,213	3,073
July	4,798	5,228
August	6,499	7,261
September	8,135	9,098
October	9,928	
November	11,827	
December	13,528	
January	14,981	
February	17,261	
March	19,101	
April	19,734	
May	19,734	
June	19,734	

QUALITY

	Quantity	Base Number	Contract	AT	Region	England
% of FP17s for the same patient ID Re-attending within 3 months - Children	129	1,706	7.6%	9.9%	11.4%	11.6%
% of FP17s for the same patient ID Re-attending within 3 months - Adults	398	3,103	12.8%	13.8%	15.0%	15.5%
% of FP17s for the same patient ID Re-attending between 3 & 9 months - Children	1,119	1,706	65.6%	61.9%	59.9%	58.8%
% of FP17s for the same patient ID Re-attending between 3 & 9 months - Adults	1,959	3,103	63.1%	55.1%	52.0%	51.1%
% of FP17s for Band 1 Urgent Courses	157	4,463	3.5%	6.9%	8.0%	9.0%
% of FP17s Relating to Free Repair or Replacements	37	4,463	0.8%	0.8%	0.8%	0.8%
% of FP17s Relating to Continuations	119	4,463	2.7%	1.1%	0.9%	0.9%
% of Patients satisfied with the dentistry they have received	4	4	N/A	93.0%	93.5%	93.3%
% of Patients satisfied with the time they had to wait for an appointment	1	4	N/A	88.5%	89.1%	88.9%

* This is based on patients treated on this contract for their most recent course of treatment. Figures in italics indicate the base number of FP17s or Patient Questionnaire responses are less than 100. N/A is shown where the base number of responses is less than 10 during the period. % is calculated as Quantity/Base number*100

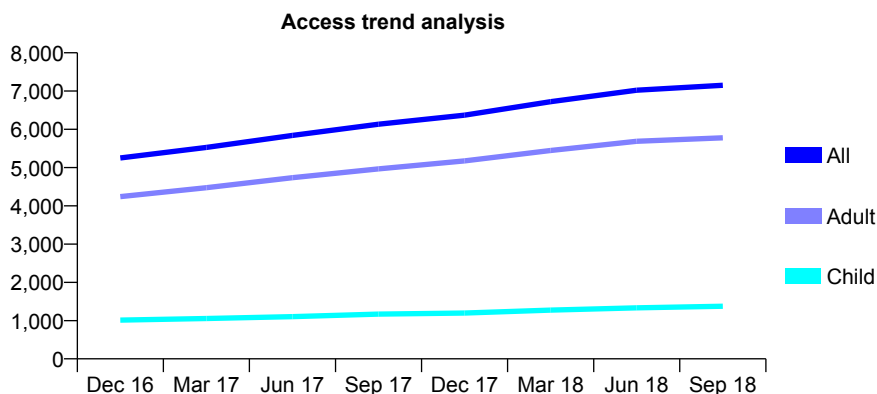
Q55 - Vital Signs At a Glance Contract Report for 160490/0001 - September 2018

Name or company name	Dr Chandan Sharma
Contract type name	GDS Contract
Purpose of contract	General
Contract start date	01/04/2012
Contract end date	

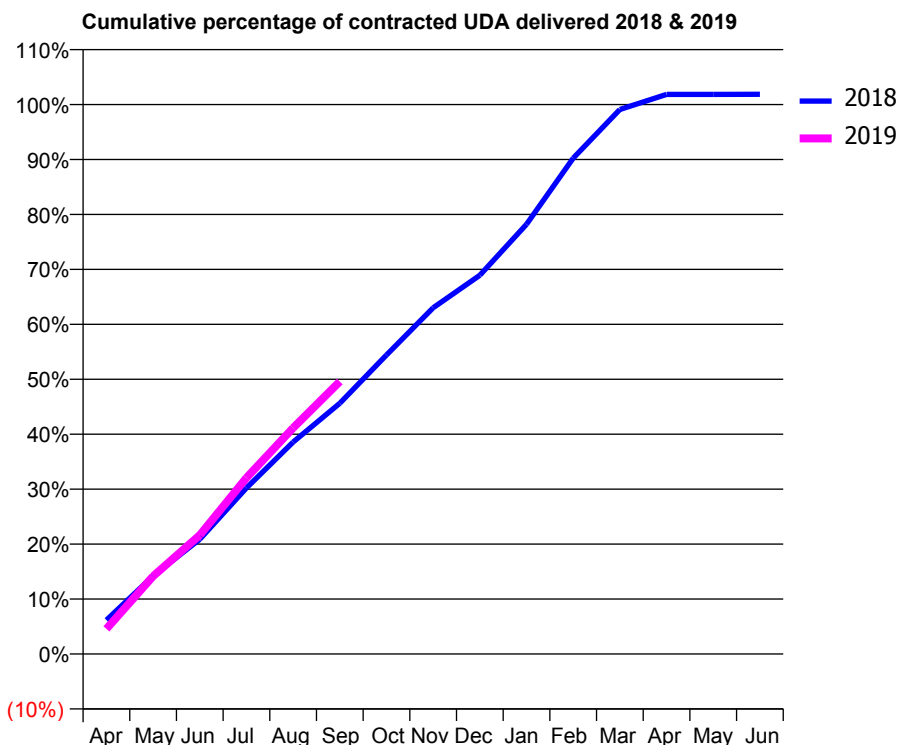
18/19 Contracted general activity (UDA)	16,786
Carry forward general activity (UDA)	0
18/19 Contracted orthodontic activity (UOA)	0
Carry forward orthodontic activity (UOA)	0
Baseline contract value	£442,429.15

ACCESS*

Patients seen in 24 months	Total	Change since previous quarter
Quarter ending September 2017	6,133	
Quarter ending December 2017	6,372	↑
Quarter ending March 2018	6,721	↑
Quarter ending June 2018	7,021	↑
Quarter ending September 2018	7,151	→
Variance since September 2017	16.6%	↑



ACTIVITY



Month	Adjusted Scheduled Activity (UDA)	
	2018	2019
April	1,038	766
May	2,385	2,376
June	3,504	3,630
July	5,073	5,382
August	6,476	6,906
September	7,660	8,325
October	9,135	
November	10,578	
December	11,569	
January	13,125	
February	15,148	
March	16,634	
April	17,095	
May	17,094	
June	17,097	

QUALITY

	Quantity	Base Number	Contract	AT	Region	England
% of FP17s for the same patient ID Re-attending within 3 months - Children	59	1,126	5.2%	9.9%	11.4%	11.6%
% of FP17s for the same patient ID Re-attending within 3 months - Adults	472	4,031	11.7%	13.8%	15.0%	15.5%
% of FP17s for the same patient ID Re-attending between 3 & 9 months - Children	710	1,126	63.1%	61.9%	59.9%	58.8%
% of FP17s for the same patient ID Re-attending between 3 & 9 months - Adults	1,757	4,031	43.6%	55.1%	52.0%	51.1%
% of FP17s for Band 1 Urgent Courses	430	4,909	8.8%	6.9%	8.0%	9.0%
% of FP17s Relating to Free Repair or Replacements	45	4,909	0.9%	0.8%	0.8%	0.8%
% of FP17s Relating to Continuations	17	4,909	0.3%	1.1%	0.9%	0.9%
% of Patients satisfied with the dentistry they have received	7	7	N/A	93.0%	93.5%	93.3%
% of Patients satisfied with the time they had to wait for an appointment	7	7	N/A	88.5%	89.1%	88.9%

* This is based on patients treated on this contract for their most recent course of treatment. Figures in italics indicate the base number of FP17s or Patient Questionnaire responses are less than 100. N/A is shown where the base number of responses is less than 10 during the period. % is calculated as Quantity/Base number*100

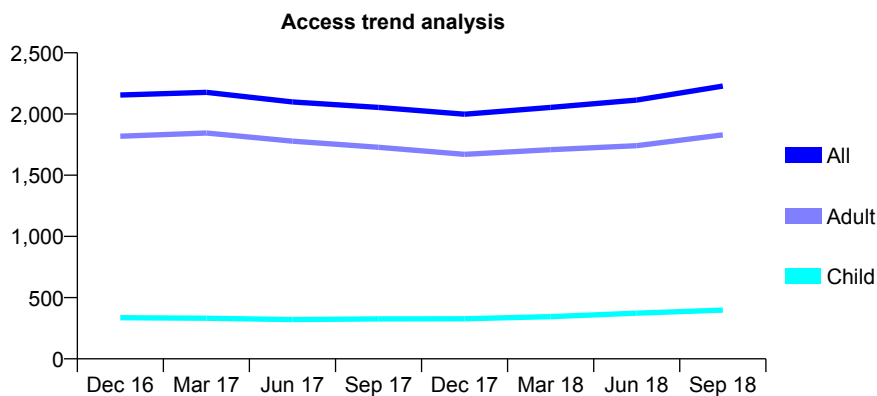
Q55 - Vital Signs At a Glance Contract Report for 160636/0001 - September 2018

Name or company name	Eyre Street Dental
Contract type name	GDS Contract
Purpose of contract	General
Contract start date	01/04/2015
Contract end date	

18/19 Contracted general activity (UDA)	9,028
Carry forward general activity (UDA)	0
18/19 Contracted orthodontic activity (UOA)	0
Carry forward orthodontic activity (UOA)	0
Baseline contract value	£252,914.91

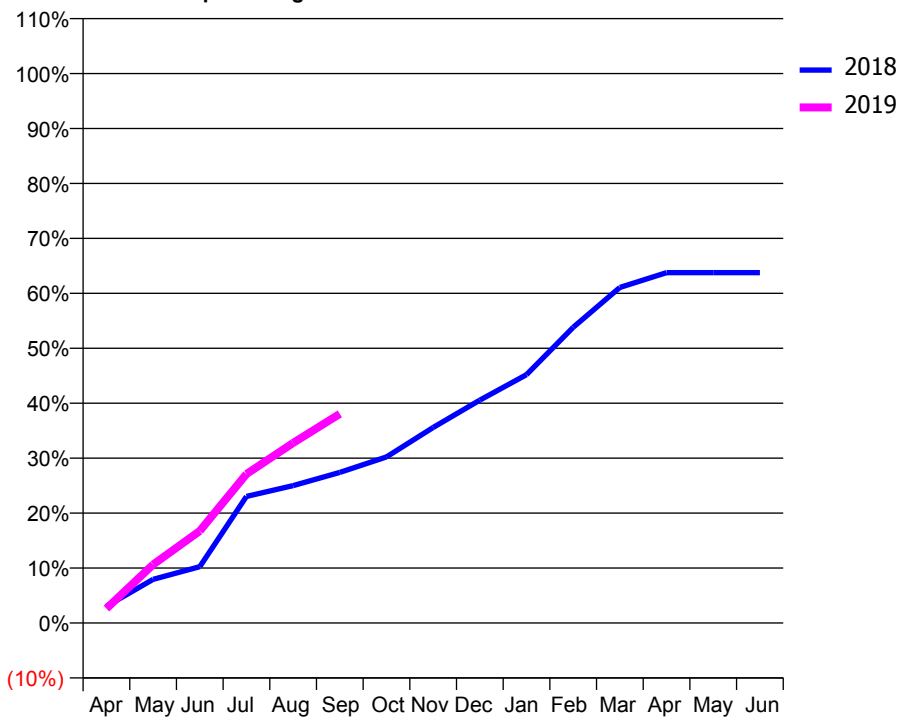
ACCESS*

Patients seen in 24 months	Total	Change since previous quarter
Quarter ending September 2017	2,054	
Quarter ending December 2017	1,998	↓
Quarter ending March 2018	2,054	↑
Quarter ending June 2018	2,114	↑
Quarter ending September 2018	2,228	↑
Variance since September 2017	8.5%	↑



ACTIVITY

Cumulative percentage of contracted UDA delivered 2018 & 2019



Adjusted Scheduled Activity (UDA)

Month	2018	2019
April	276	237
May	717	960
June	926	1,513
July	2,080	2,448
August	2,257	2,959
September	2,474	3,437
October	2,728	
November	3,213	
December	3,662	
January	4,080	
February	4,859	
March	5,512	
April	5,756	
May	5,756	
June	5,756	

QUALITY

	Quantity	Base Number	Contract	AT	Region	England
% of FP17s for the same patient ID Re-attending within 3 months - Children	10	260	3.8%	9.9%	11.4%	11.6%
% of FP17s for the same patient ID Re-attending within 3 months - Adults	111	1,394	8.0%	13.8%	15.0%	15.5%
% of FP17s for the same patient ID Re-attending between 3 & 9 months - Children	113	260	43.5%	61.9%	59.9%	58.8%
% of FP17s for the same patient ID Re-attending between 3 & 9 months - Adults	812	1,394	58.2%	55.1%	52.0%	51.1%
% of FP17s for Band 1 Urgent Courses	45	1,569	2.9%	6.9%	8.0%	9.0%
% of FP17s Relating to Free Repair or Replacements	13	1,569	0.8%	0.8%	0.8%	0.8%
% of FP17s Relating to Continuations	13	1,569	0.8%	1.1%	0.9%	0.9%
% of Patients satisfied with the dentistry they have received	1	1	N/A	93.0%	93.5%	93.3%
% of Patients satisfied with the time they had to wait for an appointment	1	1	N/A	88.5%	89.1%	88.9%

* This is based on patients treated on this contract for their most recent course of treatment. Figures in italics indicate the base number of FP17s or Patient Questionnaire responses are less than 100. N/A is shown where the base number of responses is less than 10 during the period. % is calculated as Quantity/Base number*100

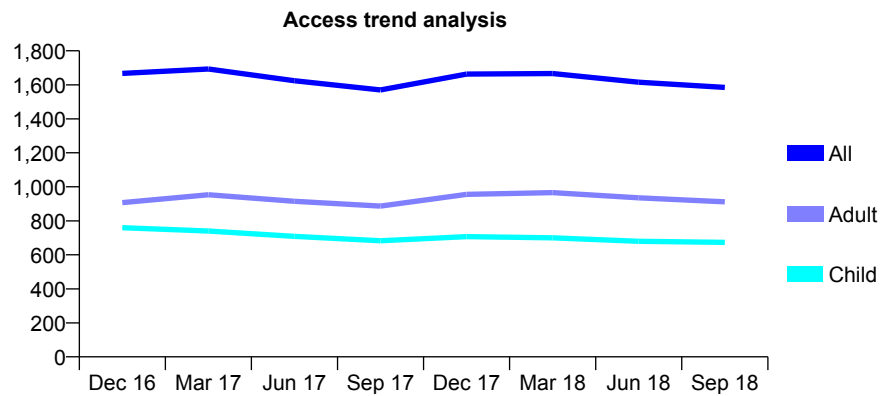
Q55 - Vital Signs At a Glance Contract Report for 161802/0001 - September 2018

Name or company name	Dental Surgery
Contract type name	GDS Contract
Purpose of contract	General
Contract start date	01/11/2012
Contract end date	

18/19 Contracted general activity (UDA)	5,966
Carry forward general activity (UDA)	0
18/19 Contracted orthodontic activity (UOA)	0
Carry forward orthodontic activity (UOA)	0
Baseline contract value	£204,011.12

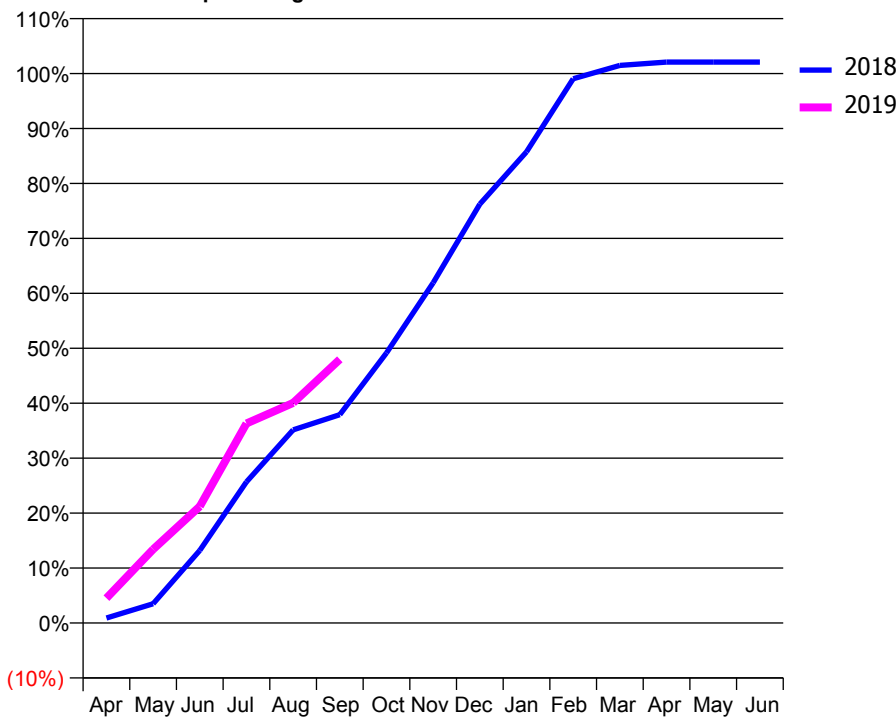
ACCESS*

Patients seen in 24 months	Total	Change since previous quarter
Quarter ending September 2017	1,570	
Quarter ending December 2017	1,663	↑
Quarter ending March 2018	1,666	→
Quarter ending June 2018	1,615	↓
Quarter ending September 2018	1,585	↓
Variance since September 2017	1.0%	→



ACTIVITY

Cumulative percentage of contracted UDA delivered 2018 & 2019



Month	Adjusted Scheduled Activity (UDA)	
	2018	2019
April	55	270
May	210	799
June	788	1,266
July	1,533	2,166
August	2,097	2,390
September	2,262	2,863
October	2,933	
November	3,694	
December	4,548	
January	5,116	
February	5,910	
March	6,054	
April	6,090	
May	6,090	
June	6,090	

QUALITY

	Quantity	Base Number	Contract	AT	Region	England
% of FP17s for the same patient ID Re-attending within 3 months - Children	116	722	16.1%	9.9%	11.4%	11.6%
% of FP17s for the same patient ID Re-attending within 3 months - Adults	157	677	23.2%	13.8%	15.0%	15.5%
% of FP17s for the same patient ID Re-attending between 3 & 9 months - Children	430	722	59.6%	61.9%	59.9%	58.8%
% of FP17s for the same patient ID Re-attending between 3 & 9 months - Adults	356	677	52.6%	55.1%	52.0%	51.1%
% of FP17s for Band 1 Urgent Courses	141	1,380	10.2%	6.9%	8.0%	9.0%
% of FP17s Relating to Free Repair or Replacements	3	1,380	0.2%	0.8%	0.8%	0.8%
% of FP17s Relating to Continuations	0	1,380	0.0%	1.1%	0.9%	0.9%
% of Patients satisfied with the dentistry they have received	0	0	N/A	93.0%	93.5%	93.3%
% of Patients satisfied with the time they had to wait for an appointment	0	0	N/A	88.5%	89.1%	88.9%

* This is based on patients treated on this contract for their most recent course of treatment. Figures in italics indicate the base number of FP17s or Patient Questionnaire responses are less than 100. N/A is shown where the base number of responses is less than 10 during the period. % is calculated as Quantity/Base number*100

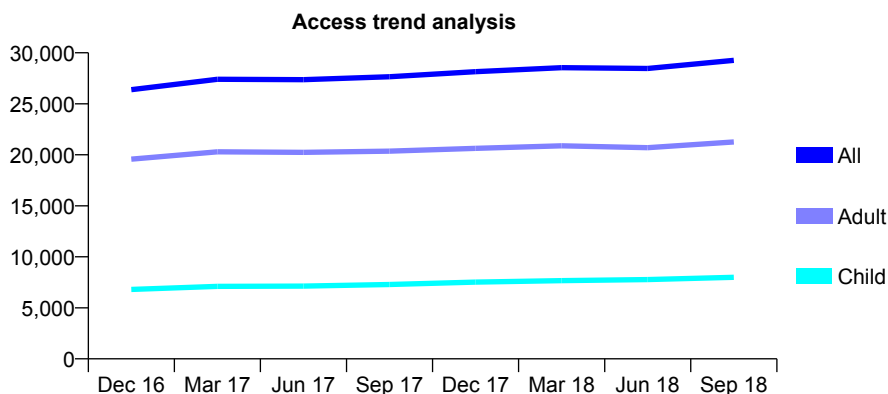
Q55 - Vital Signs At a Glance Contract Report for 162906/0001 - September 2018

Name or company name	Seven Dental & 2 Colwick Road
Contract type name	GDS Contract
Purpose of contract	General
Contract start date	01/04/2006
Contract end date	

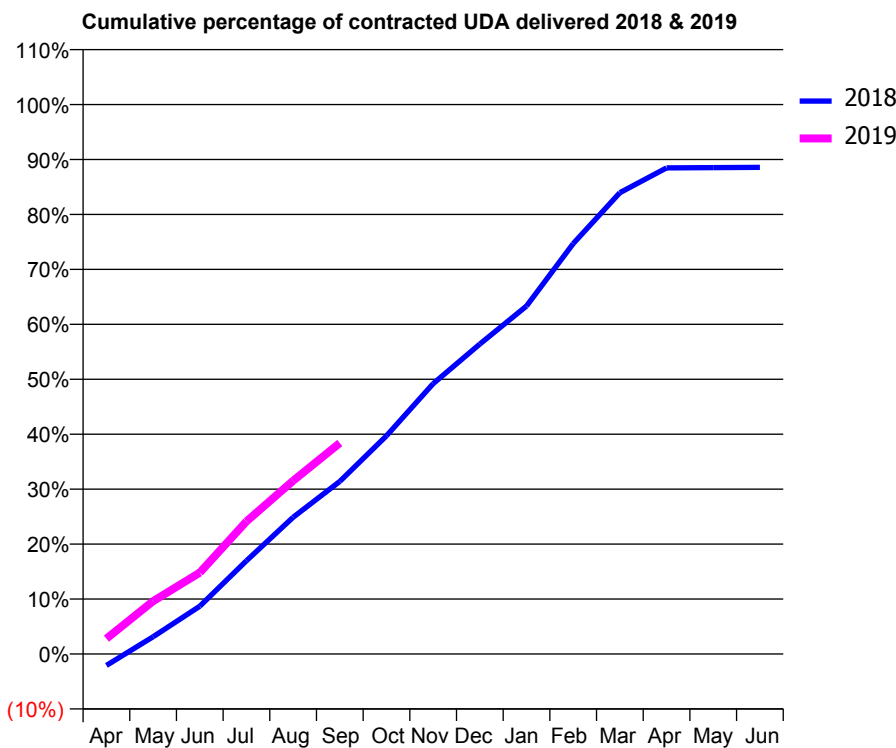
18/19 Contracted general activity (UDA)	100,476
Carry forward general activity (UDA)	0
18/19 Contracted orthodontic activity (UOA)	0
Carry forward orthodontic activity (UOA)	0
Baseline contract value	£2,986,906.93

ACCESS*

Patients seen in 24 months	Total	Change since previous quarter
Quarter ending September 2017	27,648	
Quarter ending December 2017	28,151	→
Quarter ending March 2018	28,545	→
Quarter ending June 2018	28,461	→
Quarter ending September 2018	29,255	↑
Variance since September 2017	5.8%	↑



ACTIVITY



Adjusted Scheduled Activity (UDA)		
Month	2018	2019
April	-1,900	2,809
May	2,842	9,664
June	7,873	14,881
July	15,349	24,252
August	22,519	31,690
September	28,416	38,597
October	35,941	
November	44,521	
December	51,041	
January	57,301	
February	67,576	
March	75,962	
April	80,032	
May	80,090	
June	80,121	

QUALITY

	Quantity	Base Number	Contract	AT	Region	England
% of FP17s for the same patient ID Re-attending within 3 months - Children	563	5,205	10.8%	9.9%	11.4%	11.6%
% of FP17s for the same patient ID Re-attending within 3 months - Adults	1,928	11,535	16.7%	13.8%	15.0%	15.5%
% of FP17s for the same patient ID Re-attending between 3 & 9 months - Children	2,684	5,205	51.6%	61.9%	59.9%	58.8%
% of FP17s for the same patient ID Re-attending between 3 & 9 months - Adults	4,313	11,535	37.4%	55.1%	52.0%	51.1%
% of FP17s for Band 1 Urgent Courses	2,144	15,277	14.0%	6.9%	8.0%	9.0%
% of FP17s Relating to Free Repair or Replacements	13	15,277	0.1%	0.8%	0.8%	0.8%
% of FP17s Relating to Continuations	250	15,277	1.6%	1.1%	0.9%	0.9%
% of Patients satisfied with the dentistry they have received	12	13	92.3%	93.0%	93.5%	93.3%
% of Patients satisfied with the time they had to wait for an appointment	11	13	84.6%	88.5%	89.1%	88.9%

* This is based on patients treated on this contract for their most recent course of treatment. Figures in italics indicate the base number of FP17s or Patient Questionnaire responses are less than 100. N/A is shown where the base number of responses is less than 10 during the period. % is calculated as Quantity/Base number*100

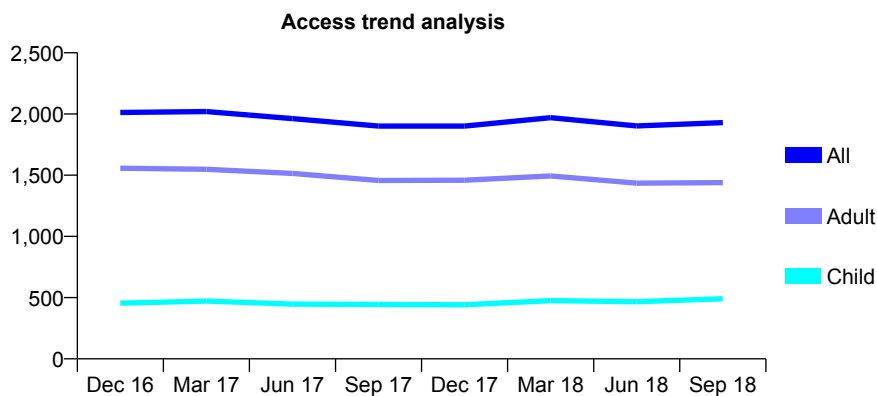
Q55 - Vital Signs At a Glance Contract Report for 162906/0002 - September 2018

Name or company name	Seven Dental & 2 Colwick Road
Contract type name	GDS Contract
Purpose of contract	General
Contract start date	01/04/2006
Contract end date	

18/19 Contracted general activity (UDA)	8,140
Carry forward general activity (UDA)	0
18/19 Contracted orthodontic activity (UOA)	0
Carry forward orthodontic activity (UOA)	0
Baseline contract value	£242,683.53

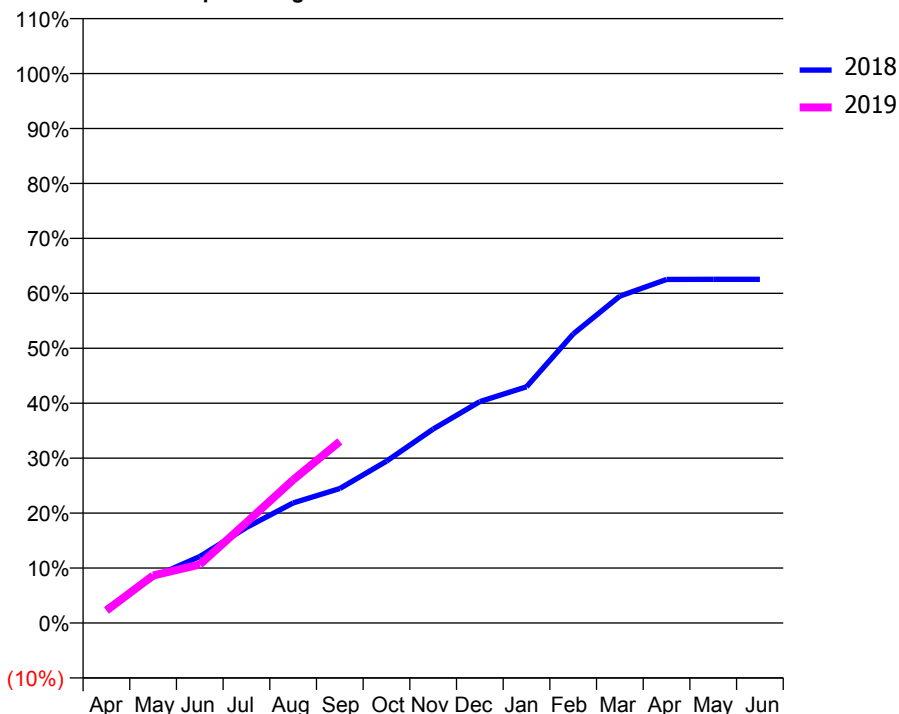
ACCESS*

Patients seen in 24 months	Total	Change since previous quarter
Quarter ending September 2017	1,901	
Quarter ending December 2017	1,901	→
Quarter ending March 2018	1,970	↑
Quarter ending June 2018	1,902	↓
Quarter ending September 2018	1,930	→
Variance since September 2017	1.5%	→



ACTIVITY

Cumulative percentage of contracted UDA delivered 2018 & 2019



Month	Adjusted Scheduled Activity (UDA)	
	2018	2019
April	212	185
May	681	705
June	985	866
July	1,416	1,491
August	1,780	2,120
September	1,992	2,690
October	2,397	
November	2,873	
December	3,281	
January	3,499	
February	4,281	
March	4,843	
April	5,089	
May	5,092	
June	5,092	

QUALITY

	Quantity	Base Number	Contract	AT	Region	England
% of FP17s for the same patient ID Re-attending within 3 months - Children	17	324	5.2%	9.9%	11.4%	11.6%
% of FP17s for the same patient ID Re-attending within 3 months - Adults	125	813	15.4%	13.8%	15.0%	15.5%
% of FP17s for the same patient ID Re-attending between 3 & 9 months - Children	173	324	53.4%	61.9%	59.9%	58.8%
% of FP17s for the same patient ID Re-attending between 3 & 9 months - Adults	330	813	40.6%	55.1%	52.0%	51.1%
% of FP17s for Band 1 Urgent Courses	91	1,031	8.8%	6.9%	8.0%	9.0%
% of FP17s Relating to Free Repair or Replacements	7	1,031	0.7%	0.8%	0.8%	0.8%
% of FP17s Relating to Continuations	19	1,031	1.8%	1.1%	0.9%	0.9%
% of Patients satisfied with the dentistry they have received	0	0	N/A	93.0%	93.5%	93.3%
% of Patients satisfied with the time they had to wait for an appointment	0	0	N/A	88.5%	89.1%	88.9%

* This is based on patients treated on this contract for their most recent course of treatment. Figures in italics indicate the base number of FP17s or Patient Questionnaire responses are less than 100. N/A is shown where the base number of responses is less than 10 during the period. % is calculated as Quantity/Base number*100

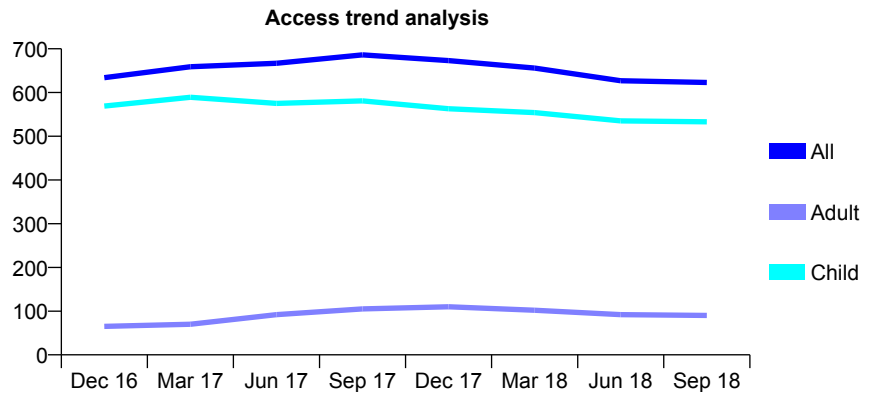
Q55 - Vital Signs At a Glance Contract Report for 163627/0001 - September 2018

Name or company name	High Street Dental Limited
Contract type name	GDS Contract
Purpose of contract	General
Contract start date	01/10/2015
Contract end date	

18/19 Contracted general activity (UDA)	2,280
Carry forward general activity (UDA)	0
18/19 Contracted orthodontic activity (UOA)	0
Carry forward orthodontic activity (UOA)	0
Baseline contract value	£49,601.51

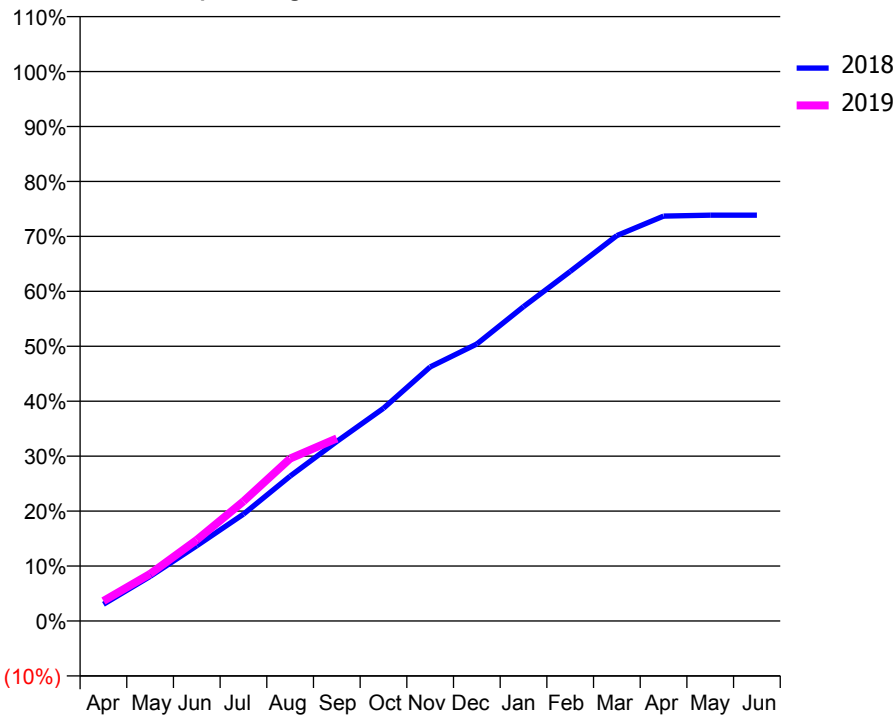
ACCESS*

Patients seen in 24 months	Total	Change since previous quarter
Quarter ending September 2017	686	
Quarter ending December 2017	673	↓
Quarter ending March 2018	656	↓
Quarter ending June 2018	627	↓
Quarter ending September 2018	623	→
Variance since September 2017	(9.2%)	↓



ACTIVITY

Cumulative percentage of contracted UDA delivered 2018 & 2019



Month	Adjusted Scheduled Activity (UDA)	
	2018	2019
April	69	83
May	185	196
June	313	337
July	443	497
August	601	674
September	745	758
October	883	
November	1,054	
December	1,150	
January	1,304	
February	1,451	
March	1,599	
April	1,680	
May	1,684	
June	1,684	

QUALITY

	Quantity	Base Number	Contract	AT	Region	England
% of FP17s for the same patient ID Re-attending within 3 months - Children	33	528	6.3%	9.9%	11.4%	11.6%
% of FP17s for the same patient ID Re-attending within 3 months - Adults	1	25	4.0%	13.8%	15.0%	15.5%
% of FP17s for the same patient ID Re-attending between 3 & 9 months - Children	419	528	79.4%	61.9%	59.9%	58.8%
% of FP17s for the same patient ID Re-attending between 3 & 9 months - Adults	20	25	80.0%	55.1%	52.0%	51.1%
% of FP17s for Band 1 Urgent Courses	8	493	1.6%	6.9%	8.0%	9.0%
% of FP17s Relating to Free Repair or Replacements	0	493	0.0%	0.8%	0.8%	0.8%
% of FP17s Relating to Continuations	4	493	0.8%	1.1%	0.9%	0.9%
% of Patients satisfied with the dentistry they have received	0	0	N/A	93.0%	93.5%	93.3%
% of Patients satisfied with the time they had to wait for an appointment	0	0	N/A	88.5%	89.1%	88.9%

* This is based on patients treated on this contract for their most recent course of treatment. Figures in italics indicate the base number of FP17s or Patient Questionnaire responses are less than 100. N/A is shown where the base number of responses is less than 10 during the period. % is calculated as Quantity/Base number*100

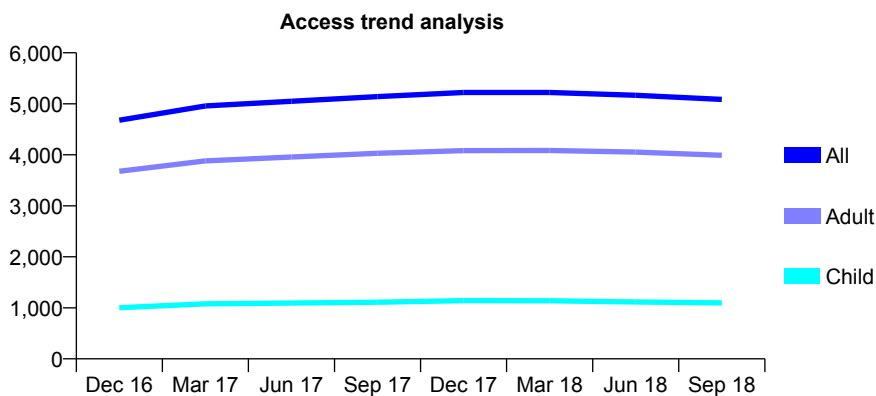
Q55 - Vital Signs At a Glance Contract Report for 164127/0001 - September 2018

Name or company name	Park Road Dental Practice
Contract type name	GDS Contract
Purpose of contract	General
Contract start date	01/10/2015
Contract end date	

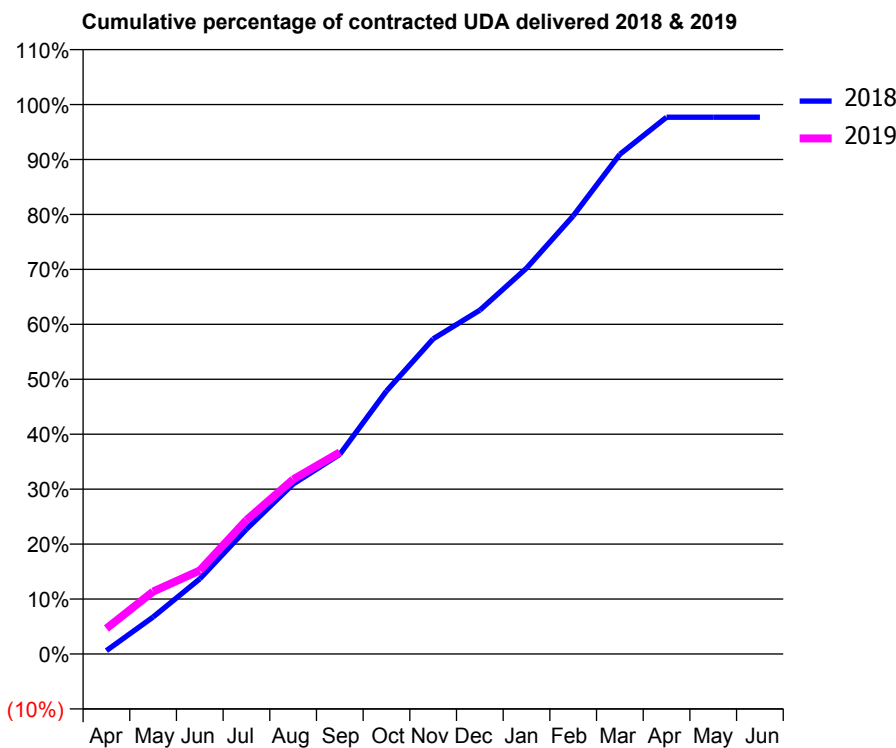
18/19 Contracted general activity (UDA)	17,825
Carry forward general activity (UDA)	0
18/19 Contracted orthodontic activity (UOA)	0
Carry forward orthodontic activity (UOA)	0
Baseline contract value	£369,785.67

ACCESS*

Patients seen in 24 months	Total	Change since previous quarter
Quarter ending September 2017	5,141	
Quarter ending December 2017	5,223	→
Quarter ending March 2018	5,223	→
Quarter ending June 2018	5,167	↓
Quarter ending September 2018	5,087	↓
Variance since September 2017	(1.1%)	↓



ACTIVITY



Month	Adjusted Scheduled Activity (UDA)	
	2018	2019
April	109	827
May	1,200	2,027
June	2,437	2,710
July	4,051	4,347
August	5,513	5,666
September	6,479	6,541
October	8,534	
November	10,224	
December	11,155	
January	12,515	
February	14,210	
March	16,210	
April	17,412	
May	17,411	
June	17,411	

QUALITY

	Quantity	Base Number	Contract	AT	Region	England
% of FP17s for the same patient ID Re-attending within 3 months - Children	104	852	12.2%	9.9%	11.4%	11.6%
% of FP17s for the same patient ID Re-attending within 3 months - Adults	382	2,916	13.1%	13.8%	15.0%	15.5%
% of FP17s for the same patient ID Re-attending between 3 & 9 months - Children	598	852	70.2%	61.9%	59.9%	58.8%
% of FP17s for the same patient ID Re-attending between 3 & 9 months - Adults	2,069	2,916	71.0%	55.1%	52.0%	51.1%
% of FP17s for Band 1 Urgent Courses	133	3,386	3.9%	6.9%	8.0%	9.0%
% of FP17s Relating to Free Repair or Replacements	36	3,386	1.1%	0.8%	0.8%	0.8%
% of FP17s Relating to Continuations	13	3,386	0.4%	1.1%	0.9%	0.9%
% of Patients satisfied with the dentistry they have received	7	7	N/A	93.0%	93.5%	93.3%
% of Patients satisfied with the time they had to wait for an appointment	7	7	N/A	88.5%	89.1%	88.9%

* This is based on patients treated on this contract for their most recent course of treatment. Figures in italics indicate the base number of FP17s or Patient Questionnaire responses are less than 100. N/A is shown where the base number of responses is less than 10 during the period. % is calculated as Quantity/Base number*100

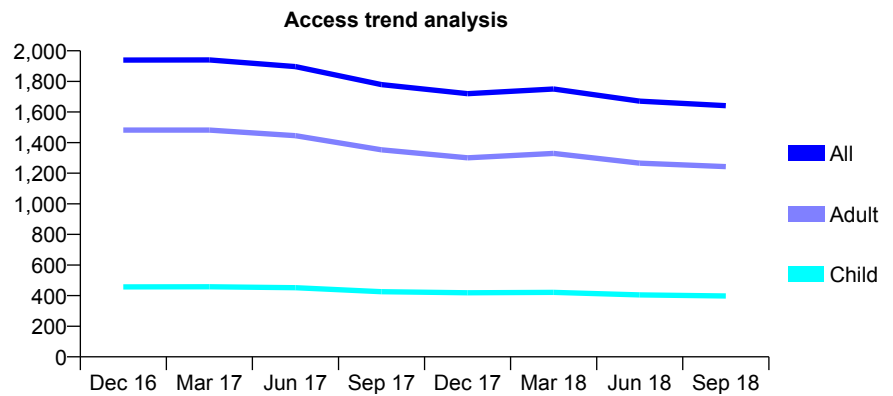
Q55 - Vital Signs At a Glance Contract Report for 166111/0001 - September 2018

Name or company name	Hathersage Dental Surgery
Contract type name	GDS Contract
Purpose of contract	General
Contract start date	01/06/2013
Contract end date	

18/19 Contracted general activity (UDA)	5,158
Carry forward general activity (UDA)	0
18/19 Contracted orthodontic activity (UOA)	0
Carry forward orthodontic activity (UOA)	0
Baseline contract value	£150,711.22

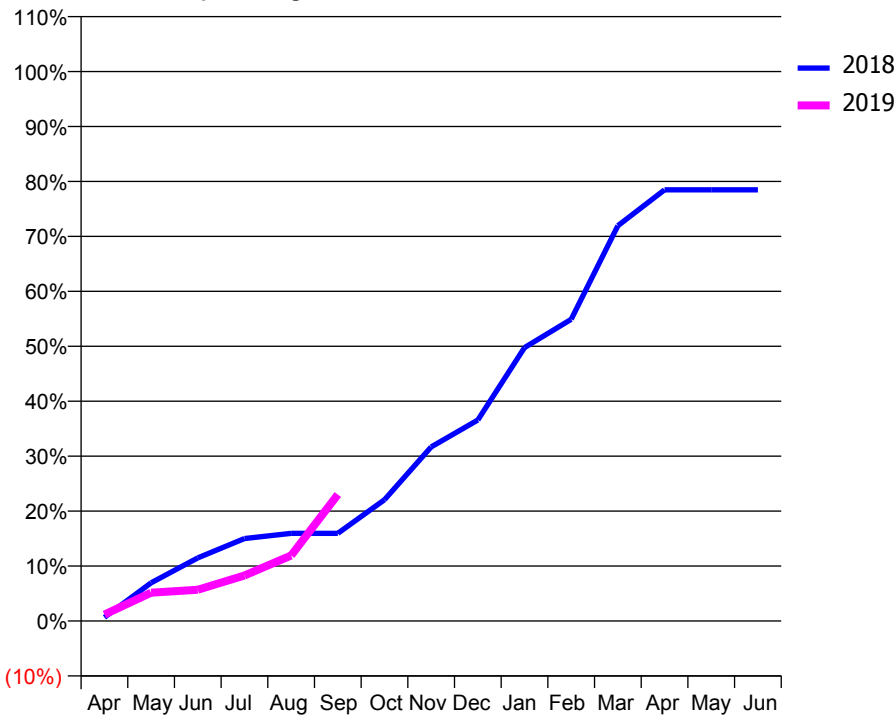
ACCESS*

Patients seen in 24 months	Total	Change since previous quarter
Quarter ending September 2017	1,779	
Quarter ending December 2017	1,720	↓
Quarter ending March 2018	1,750	→
Quarter ending June 2018	1,671	↓
Quarter ending September 2018	1,641	↓
Variance since September 2017	(7.8%)	↓



ACTIVITY

Cumulative percentage of contracted UDA delivered 2018 & 2019



Month	Adjusted Scheduled Activity (UDA)	
	2018	2019
April	34	60
May	359	266
June	593	293
July	774	427
August	823	615
September	823	1,187
October	1,138	
November	1,634	
December	1,887	
January	2,566	
February	2,832	
March	3,710	
April	4,047	
May	4,048	
June	4,047	

QUALITY

	Quantity	Base Number	Contract	AT	Region	England
% of FP17s for the same patient ID Re-attending within 3 months - Children	11	252	4.4%	9.9%	11.4%	11.6%
% of FP17s for the same patient ID Re-attending within 3 months - Adults	84	526	16.0%	13.8%	15.0%	15.5%
% of FP17s for the same patient ID Re-attending between 3 & 9 months - Children	178	252	70.6%	61.9%	59.9%	58.8%
% of FP17s for the same patient ID Re-attending between 3 & 9 months - Adults	279	526	53.0%	55.1%	52.0%	51.1%
% of FP17s for Band 1 Urgent Courses	35	613	5.7%	6.9%	8.0%	9.0%
% of FP17s Relating to Free Repair or Replacements	3	613	0.5%	0.8%	0.8%	0.8%
% of FP17s Relating to Continuations	6	613	1.0%	1.1%	0.9%	0.9%
% of Patients satisfied with the dentistry they have received	6	6	N/A	93.0%	93.5%	93.3%
% of Patients satisfied with the time they had to wait for an appointment	6	6	N/A	88.5%	89.1%	88.9%

* This is based on patients treated on this contract for their most recent course of treatment. Figures in italics indicate the base number of FP17s or Patient Questionnaire responses are less than 100. N/A is shown where the base number of responses is less than 10 during the period. % is calculated as Quantity/Base number*100

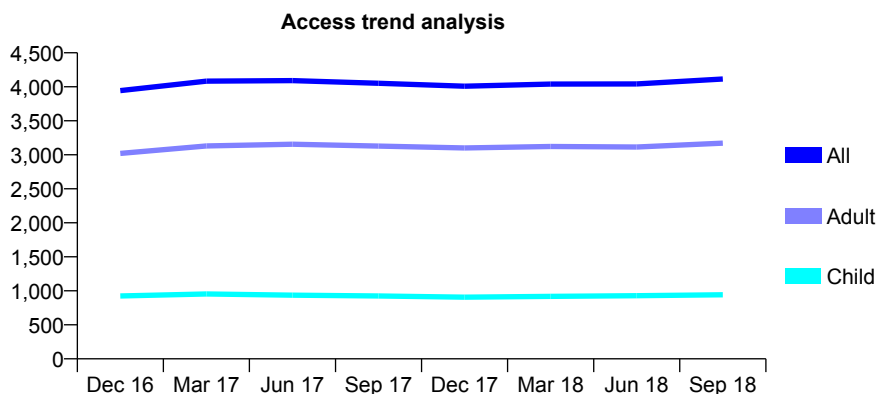
Q55 - Vital Signs At a Glance Contract Report for 167924/0001 - September 2018

Name or company name	Killamarsh Dental Practice Ltd
Contract type name	GDS Contract
Purpose of contract	General
Contract start date	01/11/2012
Contract end date	

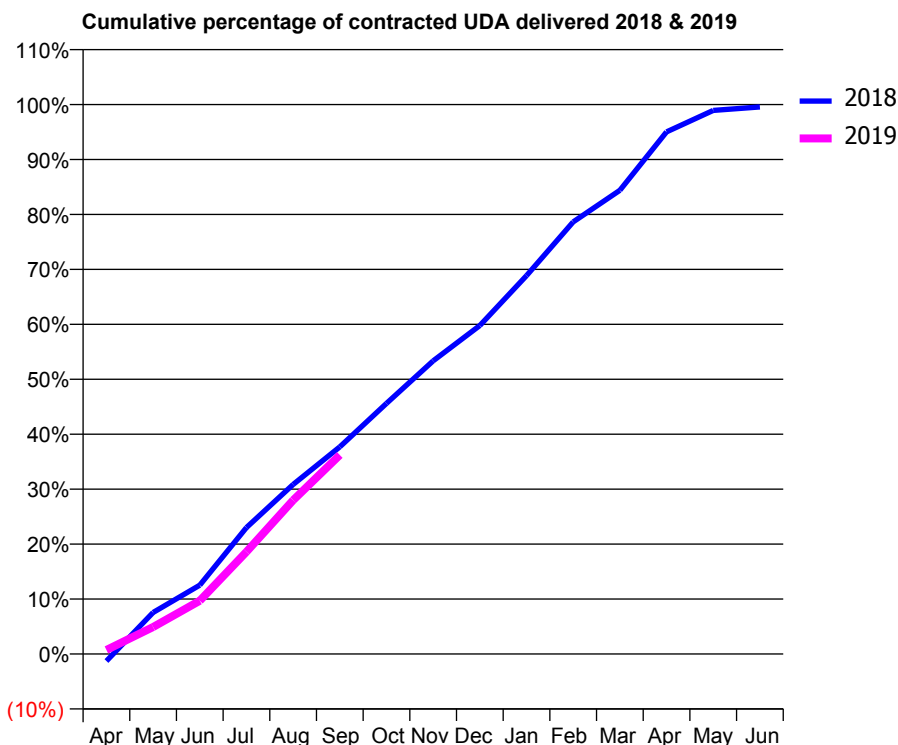
18/19 Contracted general activity (UDA)	14,759
Carry forward general activity (UDA)	0
18/19 Contracted orthodontic activity (UOA)	0
Carry forward orthodontic activity (UOA)	0
Baseline contract value	£386,520.98

ACCESS*

Patients seen in 24 months	Total	Change since previous quarter
Quarter ending September 2017	4,052	
Quarter ending December 2017	4,008	↓
Quarter ending March 2018	4,041	→
Quarter ending June 2018	4,043	→
Quarter ending September 2018	4,114	→
Variance since September 2017	1.5%	→



ACTIVITY



Adjusted Scheduled Activity (UDA)		
Month	2018	2019
April	-171	111
May	1,001	727
June	1,662	1,430
July	3,051	2,746
August	4,092	4,132
September	4,999	5,346
October	6,046	
November	7,074	
December	7,927	
January	9,131	
February	10,428	
March	11,190	
April	12,597	
May	13,116	
June	13,200	

QUALITY

	Quantity	Base Number	Contract	AT	Region	England
% of FP17s for the same patient ID Re-attending within 3 months - Children	45	840	5.4%	9.9%	11.4%	11.6%
% of FP17s for the same patient ID Re-attending within 3 months - Adults	304	2,851	10.7%	13.8%	15.0%	15.5%
% of FP17s for the same patient ID Re-attending between 3 & 9 months - Children	595	840	70.8%	61.9%	59.9%	58.8%
% of FP17s for the same patient ID Re-attending between 3 & 9 months - Adults	2,010	2,851	70.5%	55.1%	52.0%	51.1%
% of FP17s for Band 1 Urgent Courses	106	2,739	3.9%	6.9%	8.0%	9.0%
% of FP17s Relating to Free Repair or Replacements	56	2,739	2.0%	0.8%	0.8%	0.8%
% of FP17s Relating to Continuations	0	2,739	0.0%	1.1%	0.9%	0.9%
% of Patients satisfied with the dentistry they have received	5	5	N/A	93.0%	93.5%	93.3%
% of Patients satisfied with the time they had to wait for an appointment	4	5	N/A	88.5%	89.1%	88.9%

* This is based on patients treated on this contract for their most recent course of treatment. Figures in italics indicate the base number of FP17s or Patient Questionnaire responses are less than 100. N/A is shown where the base number of responses is less than 10 during the period. % is calculated as Quantity/Base number*100

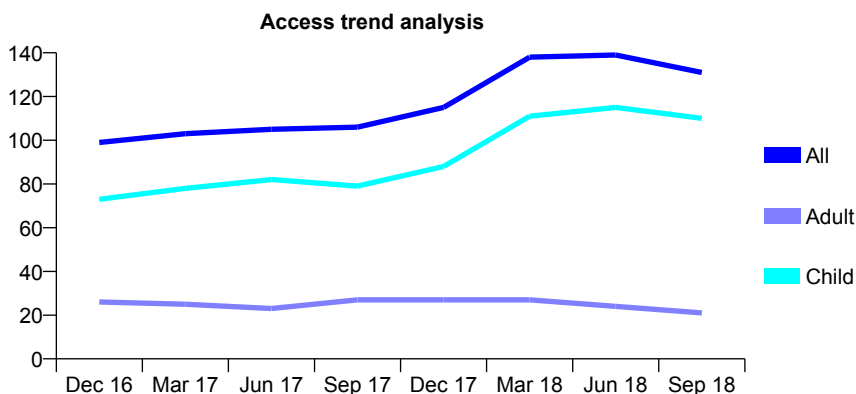
Q55 - Vital Signs At a Glance Contract Report for 169544/0001 - September 2018

Name or company name	STEEPLE GRANGE SMILES LTD.,
Contract type name	GDS Contract
Purpose of contract	General and Orthodontic
Contract start date	15/08/2008
Contract end date	

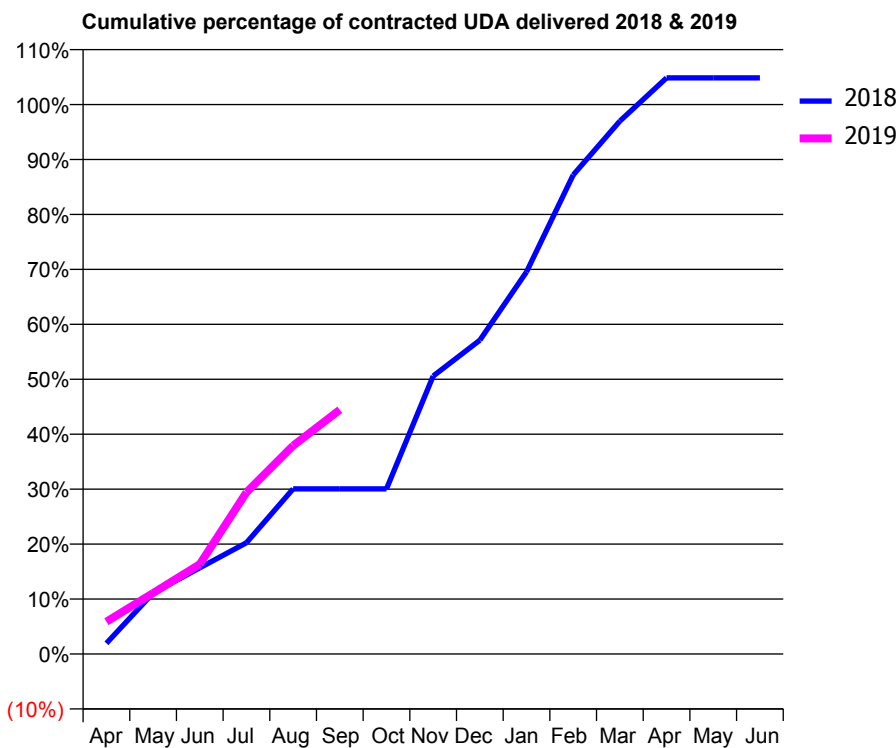
18/19 Contracted general activity (UDA)	153
Carry forward general activity (UDA)	0
18/19 Contracted orthodontic activity (UOA)	684
Carry forward orthodontic activity (UOA)	0
Baseline contract value	£50,570.62

ACCESS*

Patients seen in 24 months	Total	Change since previous quarter
Quarter ending September 2017	106	
Quarter ending December 2017	115	↑
Quarter ending March 2018	138	↑
Quarter ending June 2018	139	→
Quarter ending September 2018	131	↓
Variance since September 2017	23.6%	↑



ACTIVITY



Month	Adjusted Scheduled Activity (UDA)	
	2018	2019
April	3	9
May	17	17
June	24	25
July	31	45
August	46	58
September	46	68
October	46	
November	77	
December	87	
January	106	
February	133	
March	148	
April	160	
May	160	
June	160	

QUALITY

	Quantity	Base Number	Contract	AT	Region	England
% of FP17s for the same patient ID Re-attending within 3 months - Children	1	69	1.4%	9.9%	11.4%	11.6%
% of FP17s for the same patient ID Re-attending within 3 months - Adults	0	2	0.0%	13.8%	15.0%	15.5%
% of FP17s for the same patient ID Re-attending between 3 & 9 months - Children	45	69	65.2%	61.9%	59.9%	58.8%
% of FP17s for the same patient ID Re-attending between 3 & 9 months - Adults	0	2	0.0%	55.1%	52.0%	51.1%
% of FP17s for Band 1 Urgent Courses	0	52	0.0%	6.9%	8.0%	9.0%
% of FP17s Relating to Free Repair or Replacements	0	52	0.0%	0.8%	0.8%	0.8%
% of FP17s Relating to Continuations	0	52	0.0%	1.1%	0.9%	0.9%
% of Patients satisfied with the dentistry they have received	0	0	N/A	93.0%	93.5%	93.3%
% of Patients satisfied with the time they had to wait for an appointment	0	0	N/A	88.5%	89.1%	88.9%

* This is based on patients treated on this contract for their most recent course of treatment. Figures in italics indicate the base number of FP17s or Patient Questionnaire responses are less than 100. N/A is shown where the base number of responses is less than 10 during the period. % is calculated as Quantity/Base number*100

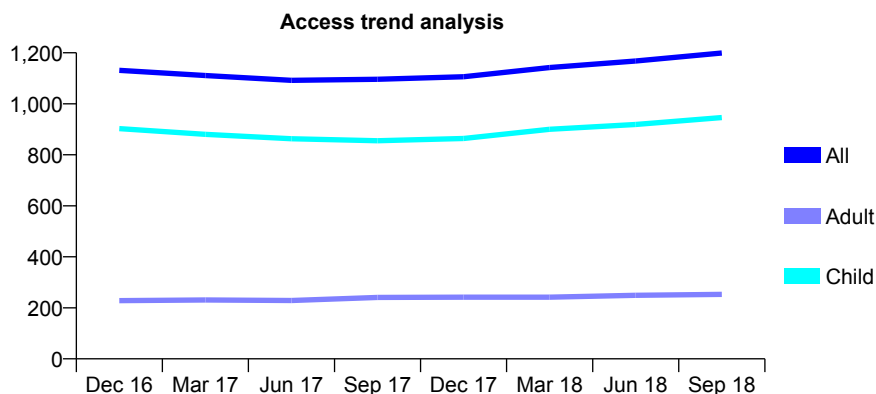
Q55 - Vital Signs At a Glance Contract Report for 170100/0001 - September 2018

Name or company name	Rooprai & Aulak
Contract type name	GDS Contract
Purpose of contract	General
Contract start date	01/04/2009
Contract end date	

18/19 Contracted general activity (UDA)	3,129
Carry forward general activity (UDA)	0
18/19 Contracted orthodontic activity (UOA)	0
Carry forward orthodontic activity (UOA)	0
Baseline contract value	£68,229.10

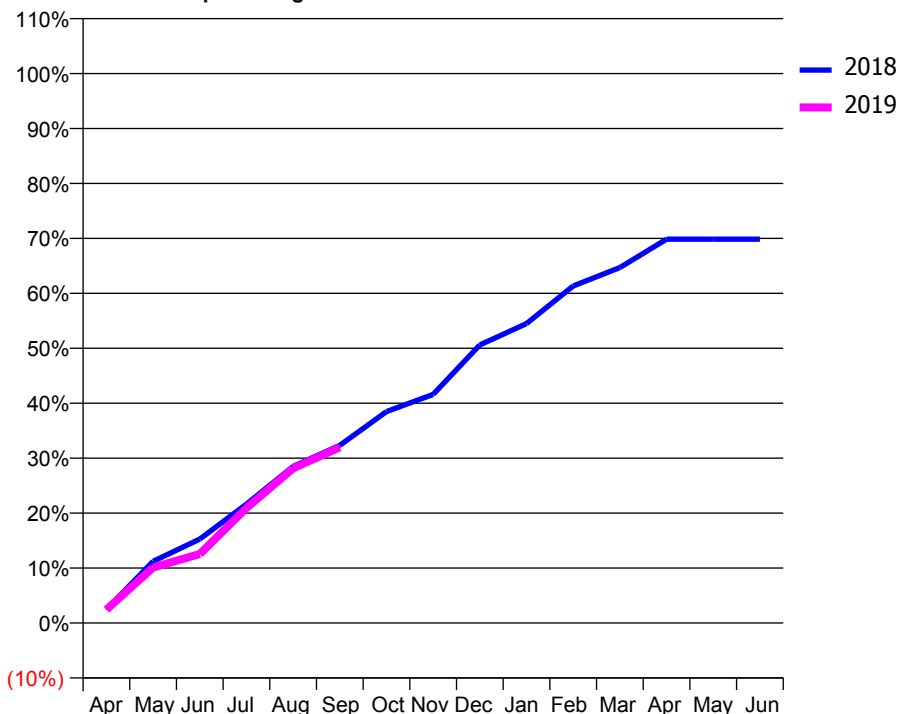
ACCESS*

Patients seen in 24 months	Total	Change since previous quarter
Quarter ending September 2017	1,096	
Quarter ending December 2017	1,106	→
Quarter ending March 2018	1,142	↑
Quarter ending June 2018	1,168	↑
Quarter ending September 2018	1,199	↑
Variance since September 2017	9.4%	↑



ACTIVITY

Cumulative percentage of contracted UDA delivered 2018 & 2019



Adjusted Scheduled Activity (UDA)

Month	2018	2019
April	78	76
May	351	316
June	478	393
July	677	655
August	892	881
September	1,012	1,000
October	1,204	
November	1,302	
December	1,584	
January	1,705	
February	1,919	
March	2,024	
April	2,186	
May	2,186	
June	2,186	

QUALITY

	Quantity	Base Number	Contract	AT	Region	England
% of FP17s for the same patient ID Re-attending within 3 months - Children	39	777	5.0%	9.9%	11.4%	11.6%
% of FP17s for the same patient ID Re-attending within 3 months - Adults	5	122	4.1%	13.8%	15.0%	15.5%
% of FP17s for the same patient ID Re-attending between 3 & 9 months - Children	507	777	65.3%	61.9%	59.9%	58.8%
% of FP17s for the same patient ID Re-attending between 3 & 9 months - Adults	80	122	65.6%	55.1%	52.0%	51.1%
% of FP17s for Band 1 Urgent Courses	2	776	0.3%	6.9%	8.0%	9.0%
% of FP17s Relating to Free Repair or Replacements	0	776	0.0%	0.8%	0.8%	0.8%
% of FP17s Relating to Continuations	0	776	0.0%	1.1%	0.9%	0.9%
% of Patients satisfied with the dentistry they have received	1	1	N/A	93.0%	93.5%	93.3%
% of Patients satisfied with the time they had to wait for an appointment	1	1	N/A	88.5%	89.1%	88.9%

* This is based on patients treated on this contract for their most recent course of treatment. Figures in italics indicate the base number of FP17s or Patient Questionnaire responses are less than 100. N/A is shown where the base number of responses is less than 10 during the period. % is calculated as Quantity/Base number*100

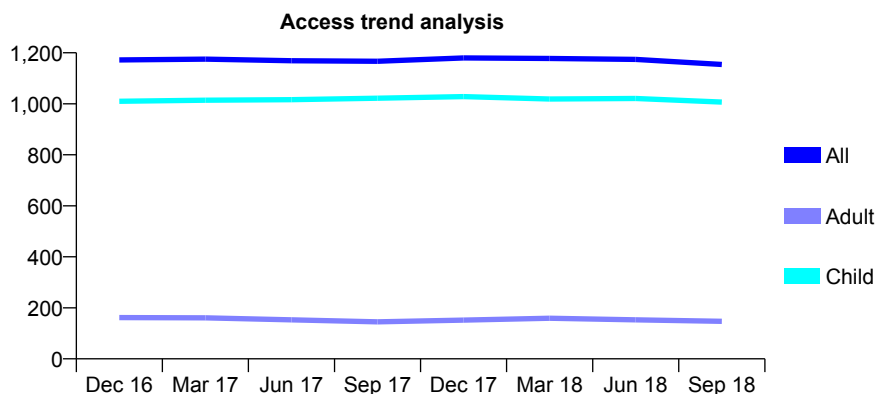
Q55 - Vital Signs At a Glance Contract Report for 171115/0001 - September 2018

Name or company name	Titchfield Park Dental Clinic Limited
Contract type name	GDS Contract
Purpose of contract	General
Contract start date	01/04/2012
Contract end date	

18/19 Contracted general activity (UDA)	2,500
Carry forward general activity (UDA)	0
18/19 Contracted orthodontic activity (UOA)	0
Carry forward orthodontic activity (UOA)	0
Baseline contract value	£55,971.69

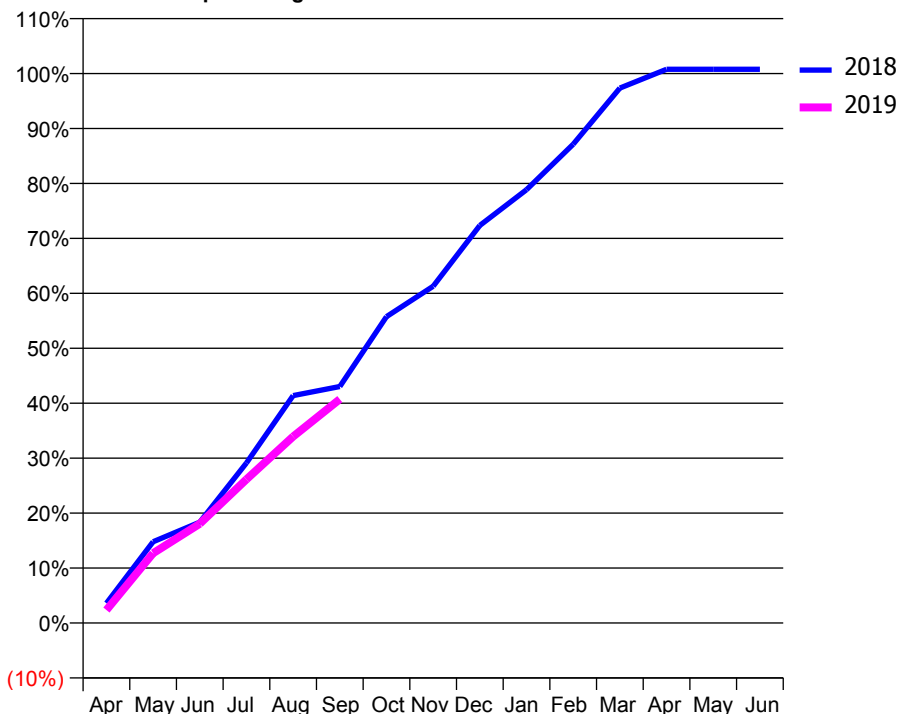
ACCESS*

Patients seen in 24 months	Total	Change since previous quarter
Quarter ending September 2017	1,167	
Quarter ending December 2017	1,180	→
Quarter ending March 2018	1,178	→
Quarter ending June 2018	1,174	→
Quarter ending September 2018	1,154	↓
Variance since September 2017	(1.1%)	↓



ACTIVITY

Cumulative percentage of contracted UDA delivered 2018 & 2019



Adjusted Scheduled Activity (UDA)		
Month	2018	2019
April	90	59
May	370	318
June	459	451
July	728	653
August	1,035	848
September	1,076	1,018
October	1,394	
November	1,532	
December	1,809	
January	1,971	
February	2,178	
March	2,434	
April	2,519	
May	2,519	
June	2,519	

QUALITY

	Quantity	Base Number	Contract	AT	Region	England
% of FP17s for the same patient ID Re-attending within 3 months - Children	53	839	6.3%	9.9%	11.4%	11.6%
% of FP17s for the same patient ID Re-attending within 3 months - Adults	1	38	2.6%	13.8%	15.0%	15.5%
% of FP17s for the same patient ID Re-attending between 3 & 9 months - Children	594	839	70.8%	61.9%	59.9%	58.8%
% of FP17s for the same patient ID Re-attending between 3 & 9 months - Adults	32	38	84.2%	55.1%	52.0%	51.1%
% of FP17s for Band 1 Urgent Courses	25	810	3.1%	6.9%	8.0%	9.0%
% of FP17s Relating to Free Repair or Replacements	0	810	0.0%	0.8%	0.8%	0.8%
% of FP17s Relating to Continuations	1	810	0.1%	1.1%	0.9%	0.9%
% of Patients satisfied with the dentistry they have received	0	0	N/A	93.0%	93.5%	93.3%
% of Patients satisfied with the time they had to wait for an appointment	0	0	N/A	88.5%	89.1%	88.9%

* This is based on patients treated on this contract for their most recent course of treatment. Figures in italics indicate the base number of FP17s or Patient Questionnaire responses are less than 100. N/A is shown where the base number of responses is less than 10 during the period. % is calculated as Quantity/Base number*100

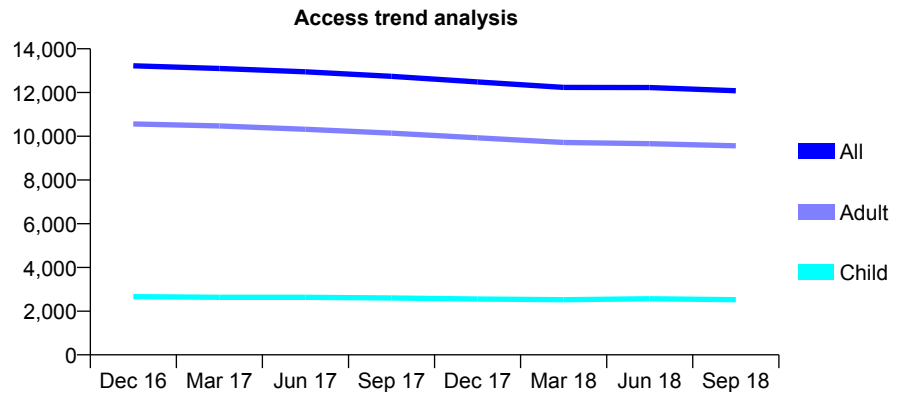
Q55 - Vital Signs At a Glance Contract Report for 171824/0001 - September 2018

Name or company name	Ripley Family Dental Centre
Contract type name	GDS Contract
Purpose of contract	General
Contract start date	01/03/2014
Contract end date	

18/19 Contracted general activity (UDA)	39,239
Carry forward general activity (UDA)	0
18/19 Contracted orthodontic activity (UOA)	0
Carry forward orthodontic activity (UOA)	0
Baseline contract value	£818,067.06

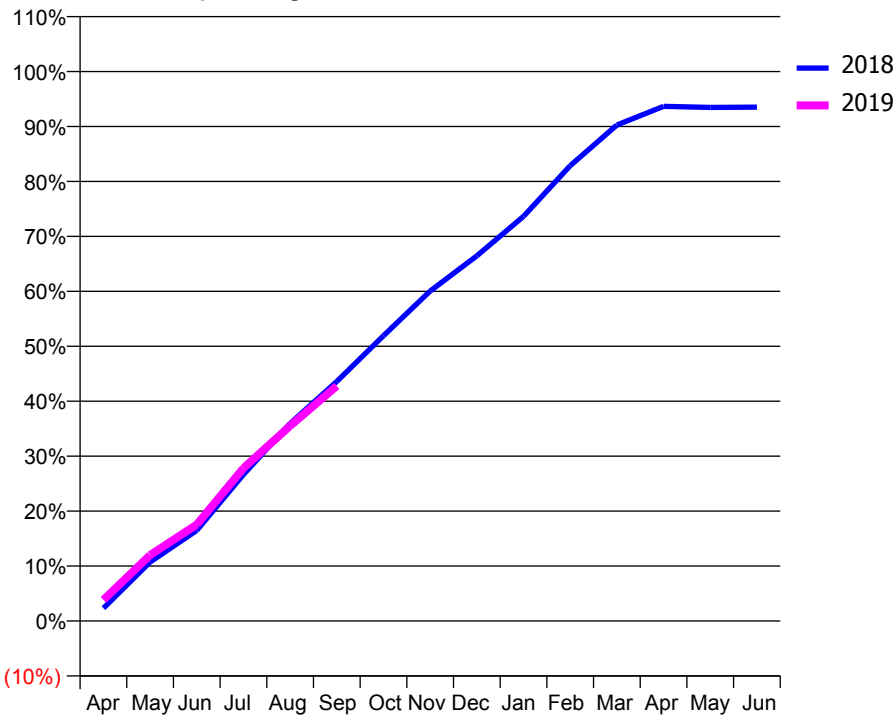
ACCESS*

Patients seen in 24 months	Total	Change since previous quarter
Quarter ending September 2017	12,741	
Quarter ending December 2017	12,482	↓
Quarter ending March 2018	12,234	↓
Quarter ending June 2018	12,225	→
Quarter ending September 2018	12,083	↓
Variance since September 2017	(5.2%)	↓



ACTIVITY

Cumulative percentage of contracted UDA delivered 2018 & 2019



Month	Adjusted Scheduled Activity (UDA)	
	2018	2019
April	922	1,512
May	4,218	4,704
June	6,466	6,890
July	10,458	10,919
August	14,104	13,937
September	17,105	16,782
October	20,369	
November	23,566	
December	26,073	
January	28,892	
February	32,517	
March	35,418	
April	36,746	
May	36,677	
June	36,690	

QUALITY

	Quantity	Base Number	Contract	AT	Region	England
% of FP17s for the same patient ID Re-attending within 3 months - Children	158	1,940	8.1%	9.9%	11.4%	11.6%
% of FP17s for the same patient ID Re-attending within 3 months - Adults	972	7,539	12.9%	13.8%	15.0%	15.5%
% of FP17s for the same patient ID Re-attending between 3 & 9 months - Children	1,183	1,940	61.0%	61.9%	59.9%	58.8%
% of FP17s for the same patient ID Re-attending between 3 & 9 months - Adults	5,046	7,539	66.9%	55.1%	52.0%	51.1%
% of FP17s for Band 1 Urgent Courses	366	8,793	4.2%	6.9%	8.0%	9.0%
% of FP17s Relating to Free Repair or Replacements	208	8,793	2.4%	0.8%	0.8%	0.8%
% of FP17s Relating to Continuations	97	8,793	1.1%	1.1%	0.9%	0.9%
% of Patients satisfied with the dentistry they have received	11	16	68.8%	93.0%	93.5%	93.3%
% of Patients satisfied with the time they had to wait for an appointment	12	16	75.0%	88.5%	89.1%	88.9%

* This is based on patients treated on this contract for their most recent course of treatment. Figures in italics indicate the base number of FP17s or Patient Questionnaire responses are less than 100. N/A is shown where the base number of responses is less than 10 during the period. % is calculated as Quantity/Base number*100

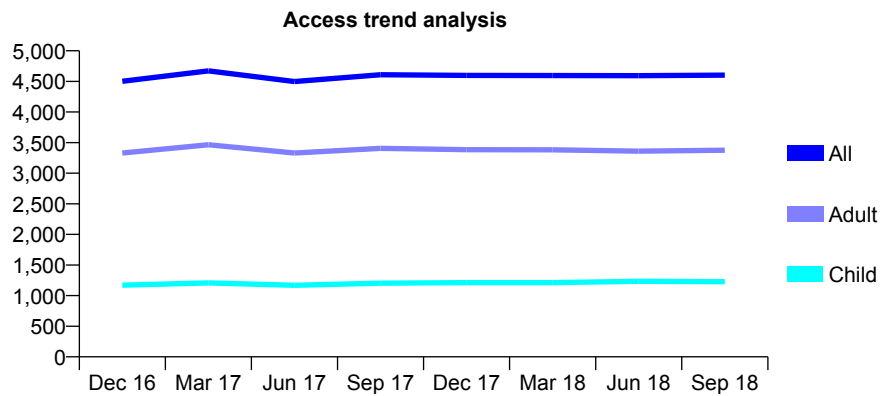
Q55 - Vital Signs At a Glance Contract Report for 172979/0004 - September 2018

Name or company name	DM and LJ Jordan Limited
Contract type name	GDS Contract
Purpose of contract	General
Contract start date	01/01/2015
Contract end date	

18/19 Contracted general activity (UDA)	13,400
Carry forward general activity (UDA)	0
18/19 Contracted orthodontic activity (UOA)	0
Carry forward orthodontic activity (UOA)	0
Baseline contract value	£412,850.97

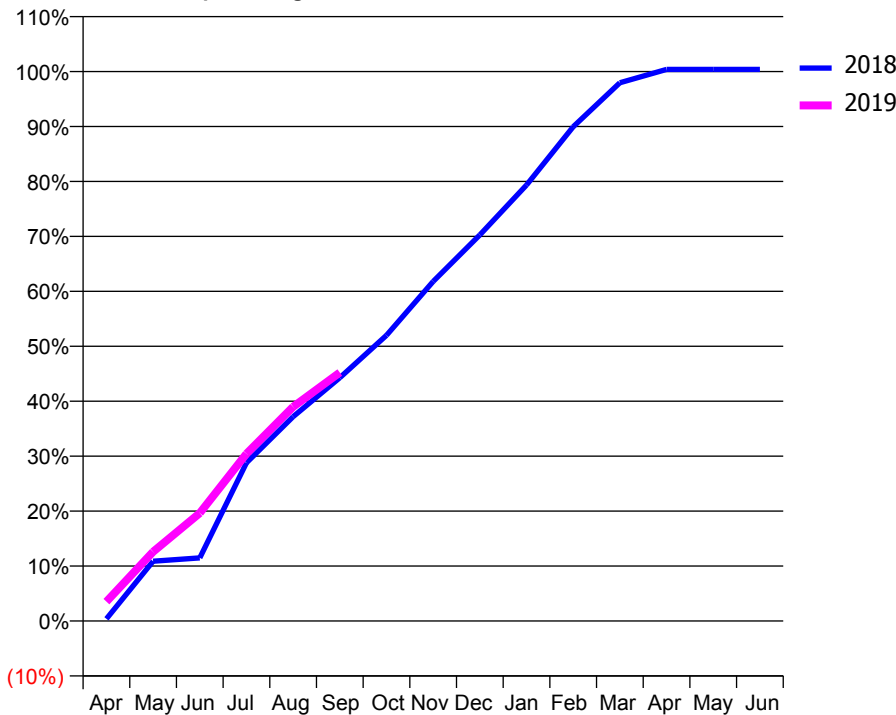
ACCESS*

Patients seen in 24 months	Total	Change since previous quarter
Quarter ending September 2017	4,610	
Quarter ending December 2017	4,597	→
Quarter ending March 2018	4,595	→
Quarter ending June 2018	4,594	→
Quarter ending September 2018	4,602	→
Variance since September 2017	(0.2%)	→



ACTIVITY

Cumulative percentage of contracted UDA delivered 2018 & 2019



Month	Adjusted Scheduled Activity (UDA)	
	2018	2019
April	53	472
May	1,460	1,688
June	1,539	2,634
July	3,858	4,081
August	4,982	5,225
September	5,934	6,061
October	6,966	
November	8,281	
December	9,415	
January	10,630	
February	12,051	
March	13,125	
April	13,452	
May	13,449	
June	13,449	

QUALITY

	Quantity	Base Number	Contract	AT	Region	England
% of FP17s for the same patient ID Re-attending within 3 months - Children	39	869	4.5%	9.9%	11.4%	11.6%
% of FP17s for the same patient ID Re-attending within 3 months - Adults	115	2,024	5.7%	13.8%	15.0%	15.5%
% of FP17s for the same patient ID Re-attending between 3 & 9 months - Children	542	869	62.4%	61.9%	59.9%	58.8%
% of FP17s for the same patient ID Re-attending between 3 & 9 months - Adults	1,221	2,024	60.3%	55.1%	52.0%	51.1%
% of FP17s for Band 1 Urgent Courses	81	2,719	3.0%	6.9%	8.0%	9.0%
% of FP17s Relating to Free Repair or Replacements	5	2,719	0.2%	0.8%	0.8%	0.8%
% of FP17s Relating to Continuations	15	2,719	0.6%	1.1%	0.9%	0.9%
% of Patients satisfied with the dentistry they have received	2	3	N/A	93.0%	93.5%	93.3%
% of Patients satisfied with the time they had to wait for an appointment	2	3	N/A	88.5%	89.1%	88.9%

* This is based on patients treated on this contract for their most recent course of treatment. Figures in italics indicate the base number of FP17s or Patient Questionnaire responses are less than 100. N/A is shown where the base number of responses is less than 10 during the period. % is calculated as Quantity/Base number*100

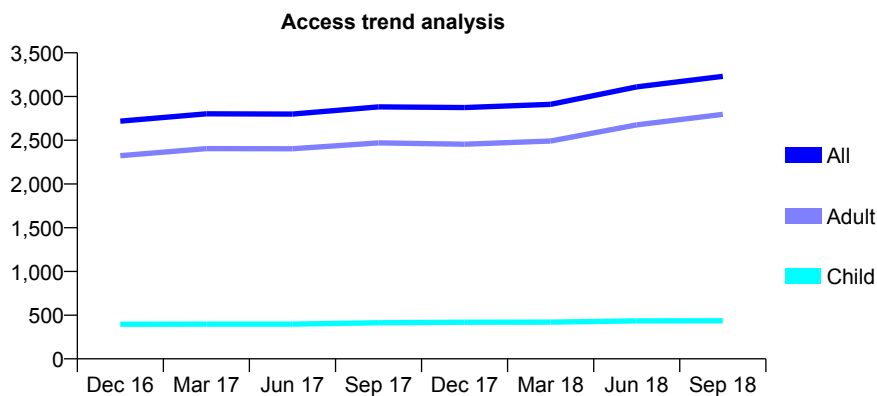
Q55 - Vital Signs At a Glance Contract Report for 173002/0001 - September 2018

Name or company name	City Dental Partnership
Contract type name	GDS Contract
Purpose of contract	General
Contract start date	01/10/2011
Contract end date	

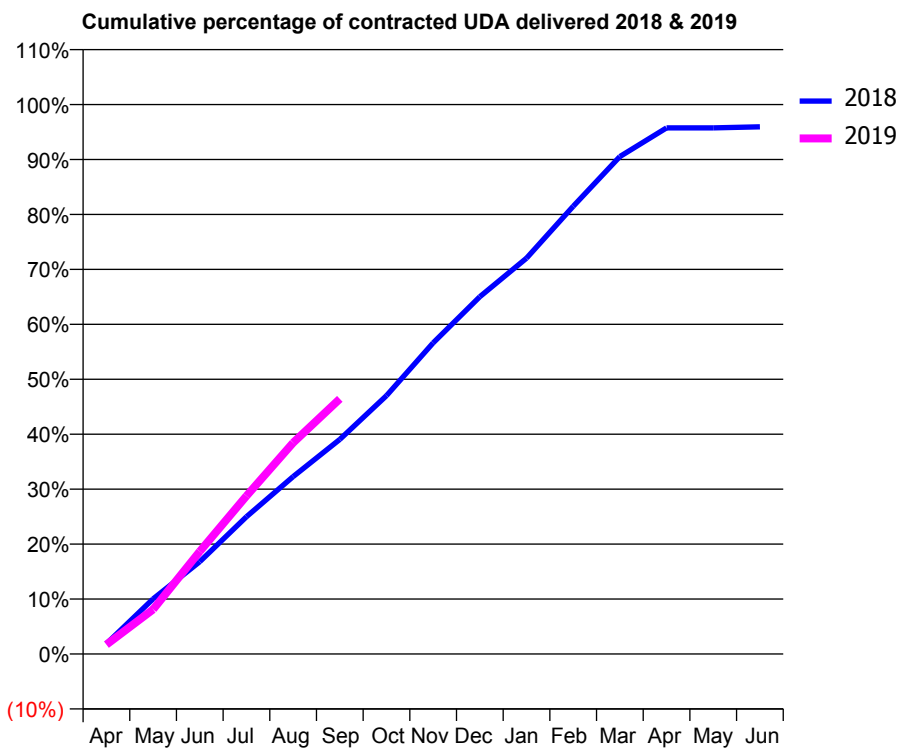
18/19 Contracted general activity (UDA)	9,286
Carry forward general activity (UDA)	0
18/19 Contracted orthodontic activity (UOA)	0
Carry forward orthodontic activity (UOA)	0
Baseline contract value	£218,019.07

ACCESS*

Patients seen in 24 months	Total	Change since previous quarter
Quarter ending September 2017	2,882	
Quarter ending December 2017	2,874	→
Quarter ending March 2018	2,911	→
Quarter ending June 2018	3,110	↑
Quarter ending September 2018	3,231	↑
Variance since September 2017	12.1%	↑



ACTIVITY



Month	Adjusted Scheduled Activity (UDA)	
	2018	2019
April	158	158
May	842	753
June	1,411	1,735
July	2,098	2,672
August	2,713	3,572
September	3,280	4,312
October	3,950	
November	4,757	
December	5,461	
January	6,051	
February	6,844	
March	7,604	
April	8,043	
May	8,043	
June	8,060	

QUALITY

	Quantity	Base Number	Contract	AT	Region	England
% of FP17s for the same patient ID Re-attending within 3 months - Children	22	314	7.0%	9.9%	11.4%	11.6%
% of FP17s for the same patient ID Re-attending within 3 months - Adults	253	2,073	12.2%	13.8%	15.0%	15.5%
% of FP17s for the same patient ID Re-attending between 3 & 9 months - Children	164	314	52.2%	61.9%	59.9%	58.8%
% of FP17s for the same patient ID Re-attending between 3 & 9 months - Adults	942	2,073	45.4%	55.1%	52.0%	51.1%
% of FP17s for Band 1 Urgent Courses	120	2,200	5.5%	6.9%	8.0%	9.0%
% of FP17s Relating to Free Repair or Replacements	8	2,200	0.4%	0.8%	0.8%	0.8%
% of FP17s Relating to Continuations	42	2,200	1.9%	1.1%	0.9%	0.9%
% of Patients satisfied with the dentistry they have received	4	4	N/A	93.0%	93.5%	93.3%
% of Patients satisfied with the time they had to wait for an appointment	4	4	N/A	88.5%	89.1%	88.9%

* This is based on patients treated on this contract for their most recent course of treatment. Figures in italics indicate the base number of FP17s or Patient Questionnaire responses are less than 100. N/A is shown where the base number of responses is less than 10 during the period. % is calculated as Quantity/Base number*100

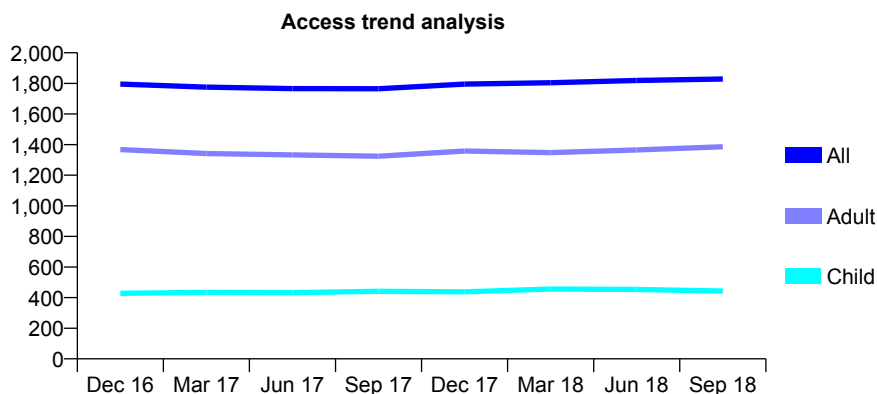
Q55 - Vital Signs At a Glance Contract Report for 173630/0001 - September 2018

Name or company name	Wollaton Dental Practice
Contract type name	GDS Contract
Purpose of contract	General
Contract start date	07/09/2010
Contract end date	

18/19 Contracted general activity (UDA)	8,531
Carry forward general activity (UDA)	0
18/19 Contracted orthodontic activity (UOA)	0
Carry forward orthodontic activity (UOA)	0
Baseline contract value	£200,923.65

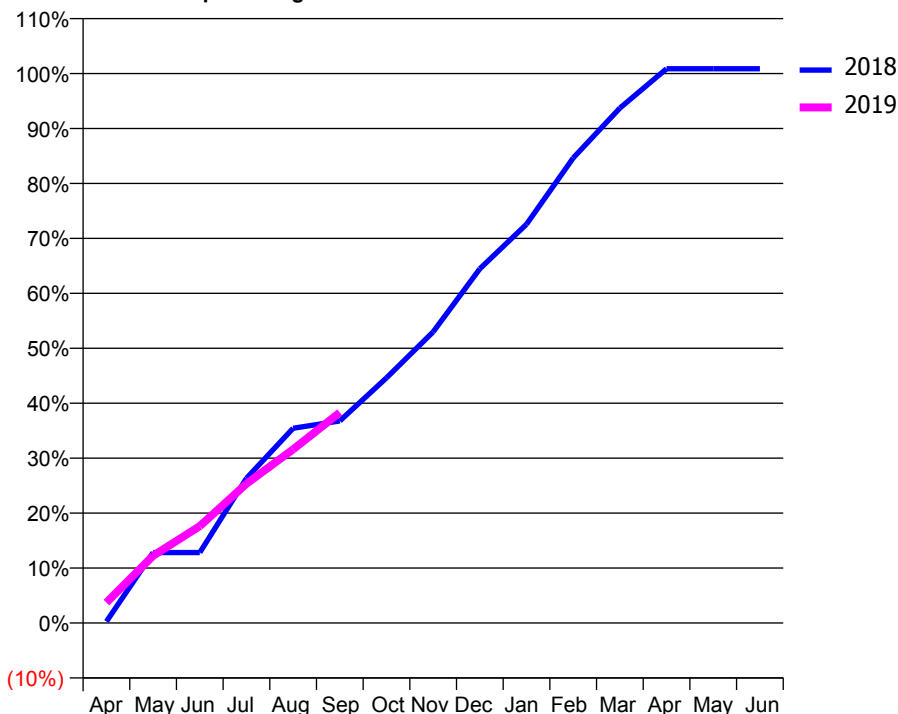
ACCESS*

Patients seen in 24 months	Total	Change since previous quarter
Quarter ending September 2017	1,765	
Quarter ending December 2017	1,796	→
Quarter ending March 2018	1,804	→
Quarter ending June 2018	1,819	→
Quarter ending September 2018	1,829	→
Variance since September 2017	3.6%	↑



ACTIVITY

Cumulative percentage of contracted UDA delivered 2018 & 2019



Month	Adjusted Scheduled Activity (UDA)	
	2018	2019
April	16	318
May	709	1,045
June	709	1,505
July	1,457	2,162
August	1,961	2,697
September	2,034	3,268
October	2,467	
November	2,931	
December	3,566	
January	4,014	
February	4,681	
March	5,183	
April	5,579	
May	5,579	
June	5,579	

QUALITY

	Quantity	Base Number	Contract	AT	Region	England
% of FP17s for the same patient ID Re-attending within 3 months - Children	46	399	11.5%	9.9%	11.4%	11.6%
% of FP17s for the same patient ID Re-attending within 3 months - Adults	285	1,453	19.6%	13.8%	15.0%	15.5%
% of FP17s for the same patient ID Re-attending between 3 & 9 months - Children	272	399	68.2%	61.9%	59.9%	58.8%
% of FP17s for the same patient ID Re-attending between 3 & 9 months - Adults	680	1,453	46.8%	55.1%	52.0%	51.1%
% of FP17s for Band 1 Urgent Courses	217	1,626	13.3%	6.9%	8.0%	9.0%
% of FP17s Relating to Free Repair or Replacements	4	1,626	0.2%	0.8%	0.8%	0.8%
% of FP17s Relating to Continuations	11	1,626	0.7%	1.1%	0.9%	0.9%
% of Patients satisfied with the dentistry they have received	1	1	N/A	93.0%	93.5%	93.3%
% of Patients satisfied with the time they had to wait for an appointment	1	1	N/A	88.5%	89.1%	88.9%

* This is based on patients treated on this contract for their most recent course of treatment. Figures in italics indicate the base number of FP17s or Patient Questionnaire responses are less than 100. N/A is shown where the base number of responses is less than 10 during the period. % is calculated as Quantity/Base number*100

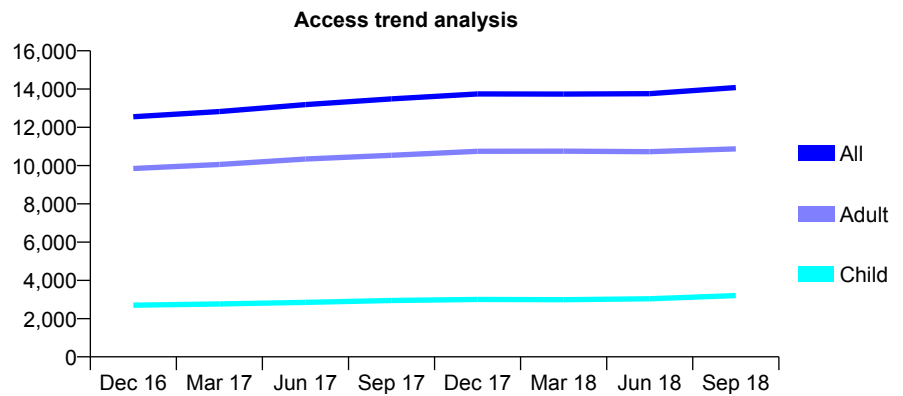
Q55 - Vital Signs At a Glance Contract Report for 174742/0001 - September 2018

Name or company name	Portland Road Family Dental Centre
Contract type name	GDS Contract
Purpose of contract	General
Contract start date	01/01/2009
Contract end date	

18/19 Contracted general activity (UDA)	40,314
Carry forward general activity (UDA)	0
18/19 Contracted orthodontic activity (UOA)	0
Carry forward orthodontic activity (UOA)	0
Baseline contract value	£950,500.10

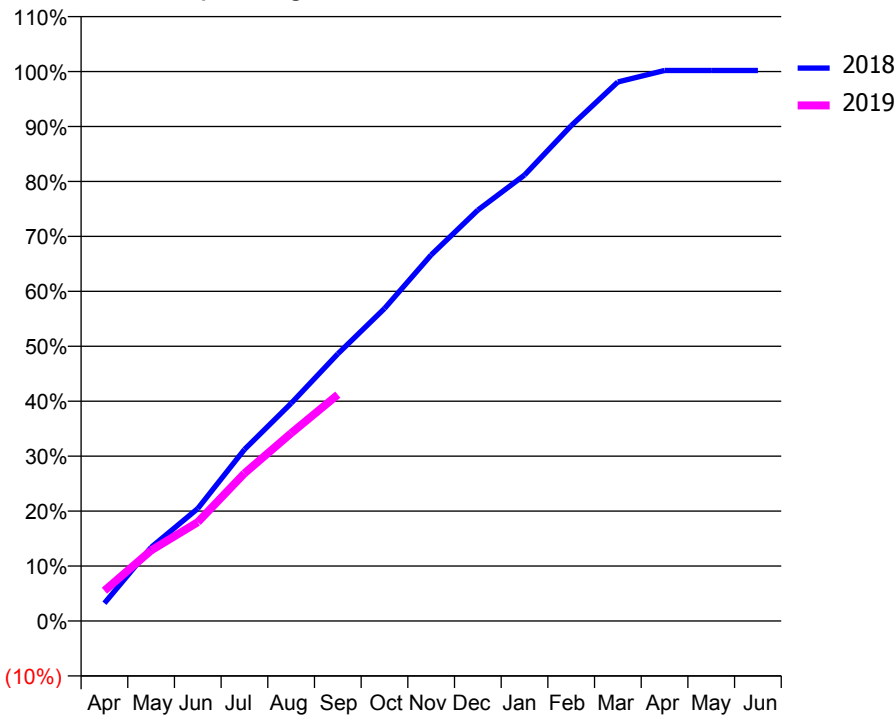
ACCESS*

Patients seen in 24 months	Total	Change since previous quarter
Quarter ending September 2017	13,485	
Quarter ending December 2017	13,745	→
Quarter ending March 2018	13,739	→
Quarter ending June 2018	13,762	→
Quarter ending September 2018	14,079	↑
Variance since September 2017	4.4%	↑



ACTIVITY

Cumulative percentage of contracted UDA delivered 2018 & 2019



Month	Adjusted Scheduled Activity (UDA)	
	2018	2019
April	1,142	2,222
May	4,738	5,177
June	7,231	7,257
July	11,025	10,838
August	13,990	13,776
September	17,165	16,610
October	20,085	
November	23,529	
December	26,408	
January	28,661	
February	31,831	
March	34,640	
April	35,376	
May	35,376	
June	35,376	

QUALITY

	Quantity	Base Number	Contract	AT	Region	England
% of FP17s for the same patient ID Re-attending within 3 months - Children	68	2,275	3.0%	9.9%	11.4%	11.6%
% of FP17s for the same patient ID Re-attending within 3 months - Adults	557	6,993	8.0%	13.8%	15.0%	15.5%
% of FP17s for the same patient ID Re-attending between 3 & 9 months - Children	1,356	2,275	59.6%	61.9%	59.9%	58.8%
% of FP17s for the same patient ID Re-attending between 3 & 9 months - Adults	4,111	6,993	58.8%	55.1%	52.0%	51.1%
% of FP17s for Band 1 Urgent Courses	142	8,861	1.6%	6.9%	8.0%	9.0%
% of FP17s Relating to Free Repair or Replacements	49	8,861	0.6%	0.8%	0.8%	0.8%
% of FP17s Relating to Continuations	125	8,861	1.4%	1.1%	0.9%	0.9%
% of Patients satisfied with the dentistry they have received	6	7	N/A	93.0%	93.5%	93.3%
% of Patients satisfied with the time they had to wait for an appointment	6	7	N/A	88.5%	89.1%	88.9%

* This is based on patients treated on this contract for their most recent course of treatment. Figures in italics indicate the base number of FP17s or Patient Questionnaire responses are less than 100. N/A is shown where the base number of responses is less than 10 during the period. % is calculated as Quantity/Base number*100

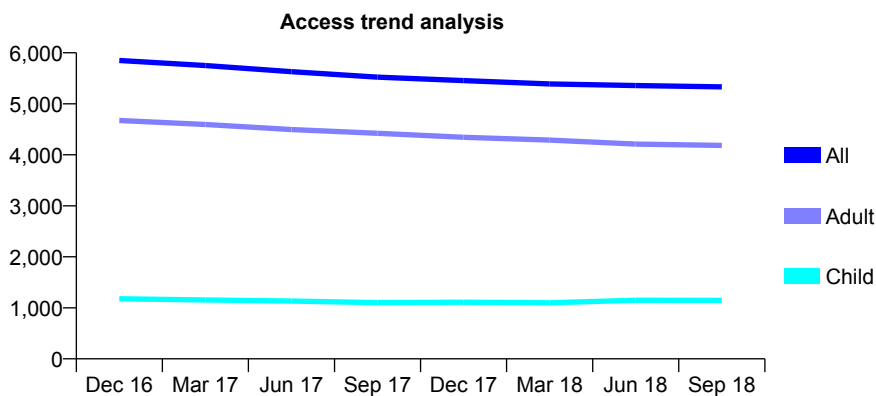
Q55 - Vital Signs At a Glance Contract Report for 176761/0001 - September 2018

Name or company name	The Smile Centre
Contract type name	Pilot Contract
Purpose of contract	General
Contract start date	01/04/2006
Contract end date	

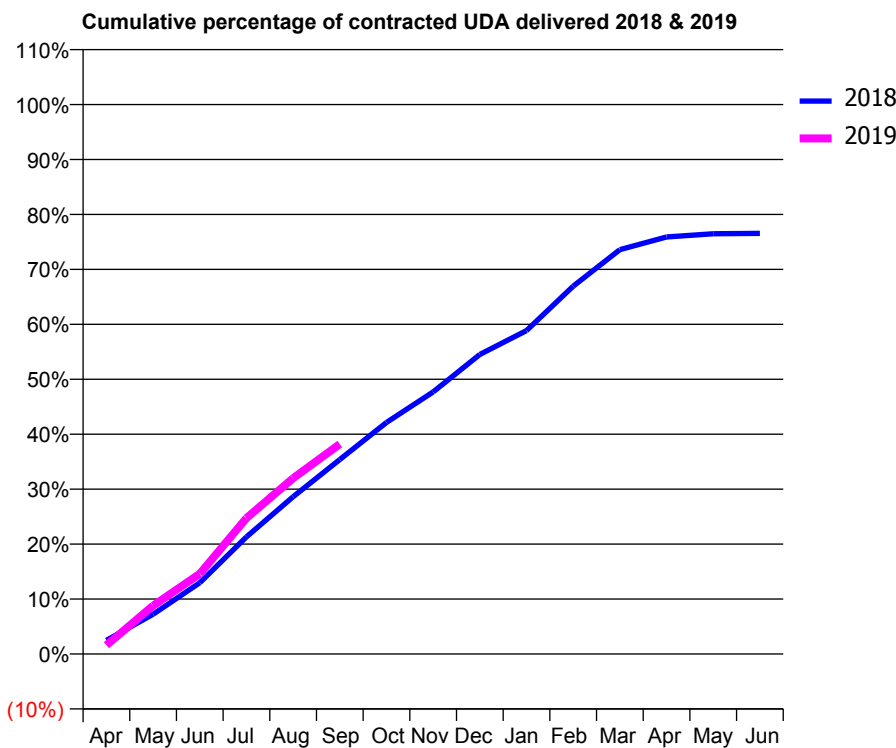
18/19 Contracted general activity (UDA)	17,829
Carry forward general activity (UDA)	0
18/19 Contracted orthodontic activity (UOA)	0
Carry forward orthodontic activity (UOA)	0
Baseline contract value	£525,713.49

ACCESS*

Patients seen in 24 months	Total	Change since previous quarter
Quarter ending September 2017	5,524	
Quarter ending December 2017	5,454	↓
Quarter ending March 2018	5,389	↓
Quarter ending June 2018	5,359	→
Quarter ending September 2018	5,332	→
Variance since September 2017	(3.5%)	↓



ACTIVITY



Month	Adjusted Scheduled Activity (UDA)	
	2018	2019
April	442	288
May	1,293	1,569
June	2,312	2,603
July	3,801	4,412
August	5,105	5,702
September	6,312	6,811
October	7,512	
November	8,503	
December	9,722	
January	10,494	
February	11,937	
March	13,122	
April	13,530	
May	13,633	
June	13,648	

QUALITY

	Quantity	Base Number	Contract	AT	Region	England
% of FP17s for the same patient ID Re-attending within 3 months - Children	63	669	9.4%	9.9%	11.4%	11.6%
% of FP17s for the same patient ID Re-attending within 3 months - Adults	383	2,384	16.1%	13.8%	15.0%	15.5%
% of FP17s for the same patient ID Re-attending between 3 & 9 months - Children	198	669	29.6%	61.9%	59.9%	58.8%
% of FP17s for the same patient ID Re-attending between 3 & 9 months - Adults	683	2,384	28.6%	55.1%	52.0%	51.1%
% of FP17s for Band 1 Urgent Courses	195	2,824	6.9%	6.9%	8.0%	9.0%
% of FP17s Relating to Free Repair or Replacements	9	2,824	0.3%	0.8%	0.8%	0.8%
% of FP17s Relating to Continuations	119	2,824	4.2%	1.1%	0.9%	0.9%
% of Patients satisfied with the dentistry they have received	2	3	N/A	93.0%	93.5%	93.3%
% of Patients satisfied with the time they had to wait for an appointment	2	3	N/A	88.5%	89.1%	88.9%

* This is based on patients treated on this contract for their most recent course of treatment. Figures in italics indicate the base number of FP17s or Patient Questionnaire responses are less than 100. N/A is shown where the base number of responses is less than 10 during the period. % is calculated as Quantity/Base number*100

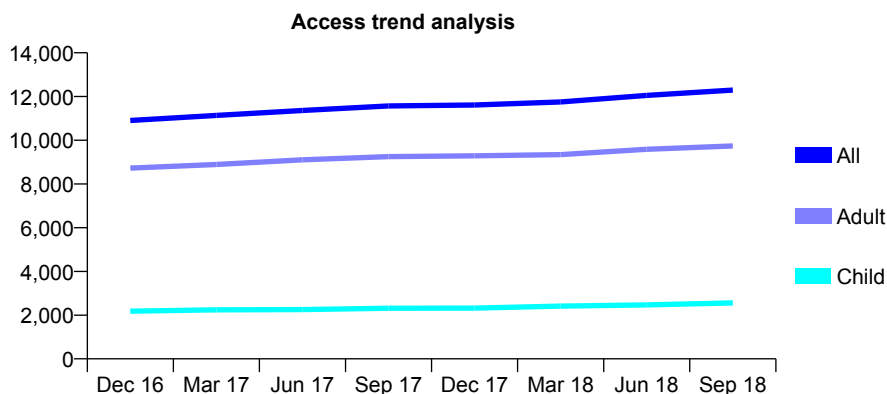
Q55 - Vital Signs At a Glance Contract Report for 177245/0001 - September 2018

Name or company name	Eastwood Dental Limited
Contract type name	GDS Contract
Purpose of contract	General
Contract start date	01/10/2011
Contract end date	

18/19 Contracted general activity (UDA)	35,814
Carry forward general activity (UDA)	0
18/19 Contracted orthodontic activity (UOA)	0
Carry forward orthodontic activity (UOA)	0
Baseline contract value	£962,650.90

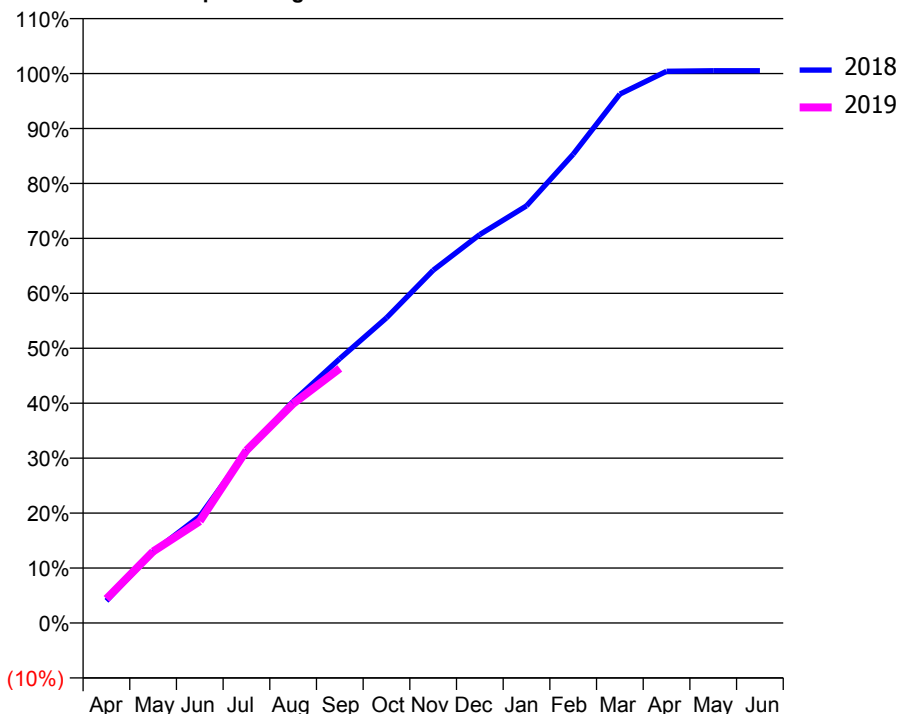
ACCESS*

Patients seen in 24 months	Total	Change since previous quarter
Quarter ending September 2017	11,569	
Quarter ending December 2017	11,612	→
Quarter ending March 2018	11,753	→
Quarter ending June 2018	12,054	↑
Quarter ending September 2018	12,297	↑
Variance since September 2017	6.3%	↑



ACTIVITY

Cumulative percentage of contracted UDA delivered 2018 & 2019



Month	Adjusted Scheduled Activity (UDA)	
	2018	2019
April	1,449	1,575
May	4,634	4,665
June	6,963	6,636
July	11,178	11,252
August	14,447	14,291
September	17,228	16,596
October	19,889	
November	22,988	
December	25,322	
January	27,192	
February	30,550	
March	34,476	
April	35,959	
May	35,990	
June	35,998	

QUALITY

	Quantity	Base Number	Contract	AT	Region	England
% of FP17s for the same patient ID Re-attending within 3 months - Children	117	1,964	6.0%	9.9%	11.4%	11.6%
% of FP17s for the same patient ID Re-attending within 3 months - Adults	924	7,280	12.7%	13.8%	15.0%	15.5%
% of FP17s for the same patient ID Re-attending between 3 & 9 months - Children	1,207	1,964	61.5%	61.9%	59.9%	58.8%
% of FP17s for the same patient ID Re-attending between 3 & 9 months - Adults	4,408	7,280	60.5%	55.1%	52.0%	51.1%
% of FP17s for Band 1 Urgent Courses	381	8,525	4.5%	6.9%	8.0%	9.0%
% of FP17s Relating to Free Repair or Replacements	81	8,525	1.0%	0.8%	0.8%	0.8%
% of FP17s Relating to Continuations	101	8,525	1.2%	1.1%	0.9%	0.9%
% of Patients satisfied with the dentistry they have received	9	9	N/A	93.0%	93.5%	93.3%
% of Patients satisfied with the time they had to wait for an appointment	7	9	N/A	88.5%	89.1%	88.9%

* This is based on patients treated on this contract for their most recent course of treatment. Figures in italics indicate the base number of FP17s or Patient Questionnaire responses are less than 100. N/A is shown where the base number of responses is less than 10 during the period. % is calculated as Quantity/Base number*100

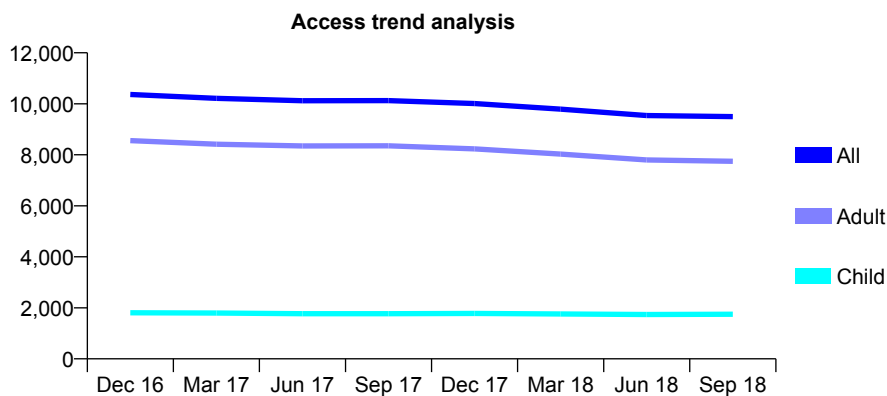
Q55 - Vital Signs At a Glance Contract Report for 178470/0001 - September 2018

Name or company name	Disa Dental Limited
Contract type name	GDS Contract
Purpose of contract	General
Contract start date	01/10/2007
Contract end date	

18/19 Contracted general activity (UDA)	27,203
Carry forward general activity (UDA)	0
18/19 Contracted orthodontic activity (UOA)	0
Carry forward orthodontic activity (UOA)	0
Baseline contract value	£767,907.55

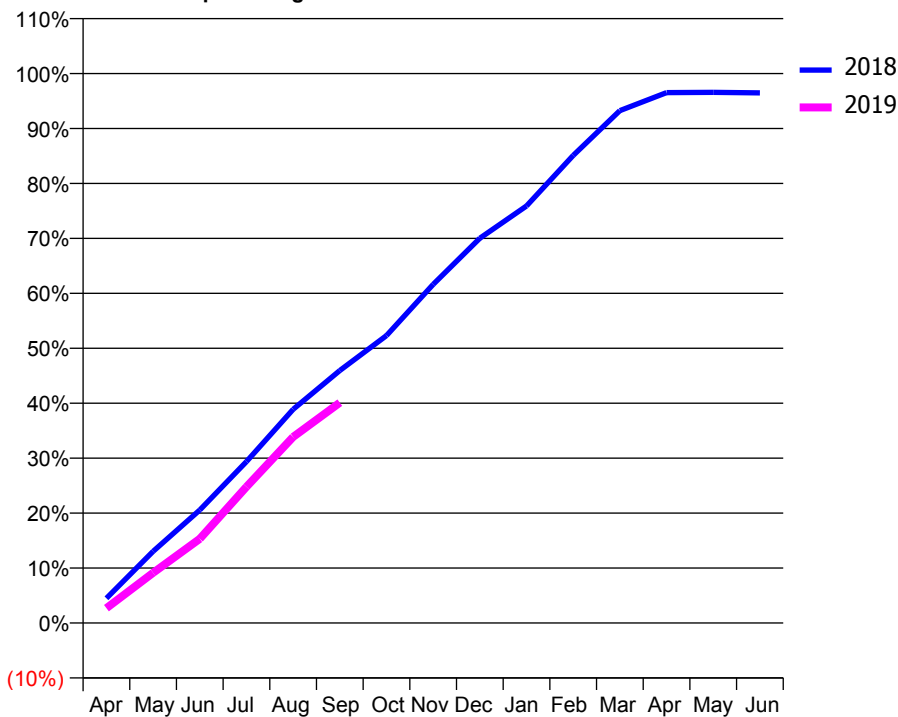
ACCESS*

Patients seen in 24 months	Total	Change since previous quarter
Quarter ending September 2017	10,125	
Quarter ending December 2017	10,011	↓
Quarter ending March 2018	9,791	↓
Quarter ending June 2018	9,542	↓
Quarter ending September 2018	9,497	→
Variance since September 2017	(6.2%)	↓



ACTIVITY

Cumulative percentage of contracted UDA delivered 2018 & 2019



Month	Adjusted Scheduled Activity (UDA)	
	2018	2019
April	1,224	739
May	3,545	2,485
June	5,593	4,172
July	7,991	6,745
August	10,577	9,214
September	12,502	10,908
October	14,231	
November	16,767	
December	19,047	
January	20,645	
February	23,146	
March	25,363	
April	26,254	
May	26,269	
June	26,240	

QUALITY

	Quantity	Base Number	Contract	AT	Region	England
% of FP17s for the same patient ID Re-attending within 3 months - Children	70	1,232	5.7%	9.9%	11.4%	11.6%
% of FP17s for the same patient ID Re-attending within 3 months - Adults	438	4,854	9.0%	13.8%	15.0%	15.5%
% of FP17s for the same patient ID Re-attending between 3 & 9 months - Children	723	1,232	58.7%	61.9%	59.9%	58.8%
% of FP17s for the same patient ID Re-attending between 3 & 9 months - Adults	2,602	4,854	53.6%	55.1%	52.0%	51.1%
% of FP17s for Band 1 Urgent Courses	337	5,669	5.9%	6.9%	8.0%	9.0%
% of FP17s Relating to Free Repair or Replacements	46	5,669	0.8%	0.8%	0.8%	0.8%
% of FP17s Relating to Continuations	9	5,669	0.2%	1.1%	0.9%	0.9%
% of Patients satisfied with the dentistry they have received	9	9	N/A	93.0%	93.5%	93.3%
% of Patients satisfied with the time they had to wait for an appointment	9	9	N/A	88.5%	89.1%	88.9%

* This is based on patients treated on this contract for their most recent course of treatment. Figures in italics indicate the base number of FP17s or Patient Questionnaire responses are less than 100. N/A is shown where the base number of responses is less than 10 during the period. % is calculated as Quantity/Base number*100

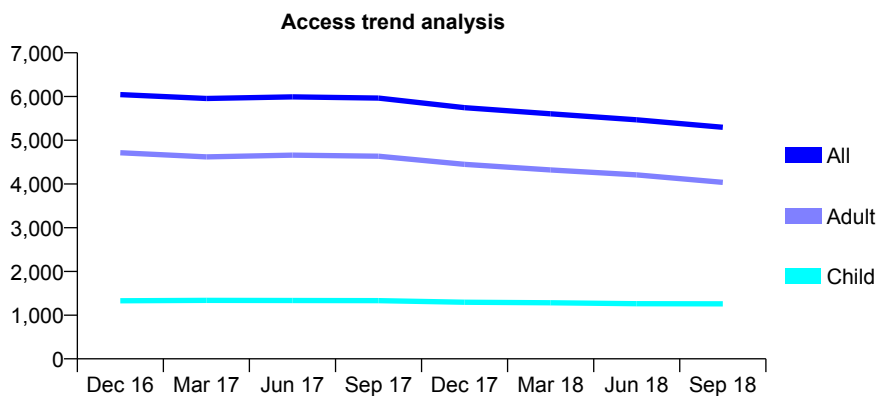
Q55 - Vital Signs At a Glance Contract Report for 178470/0002 - September 2018

Name or company name	Disa Dental Limited
Contract type name	GDS Contract
Purpose of contract	General
Contract start date	01/10/2007
Contract end date	

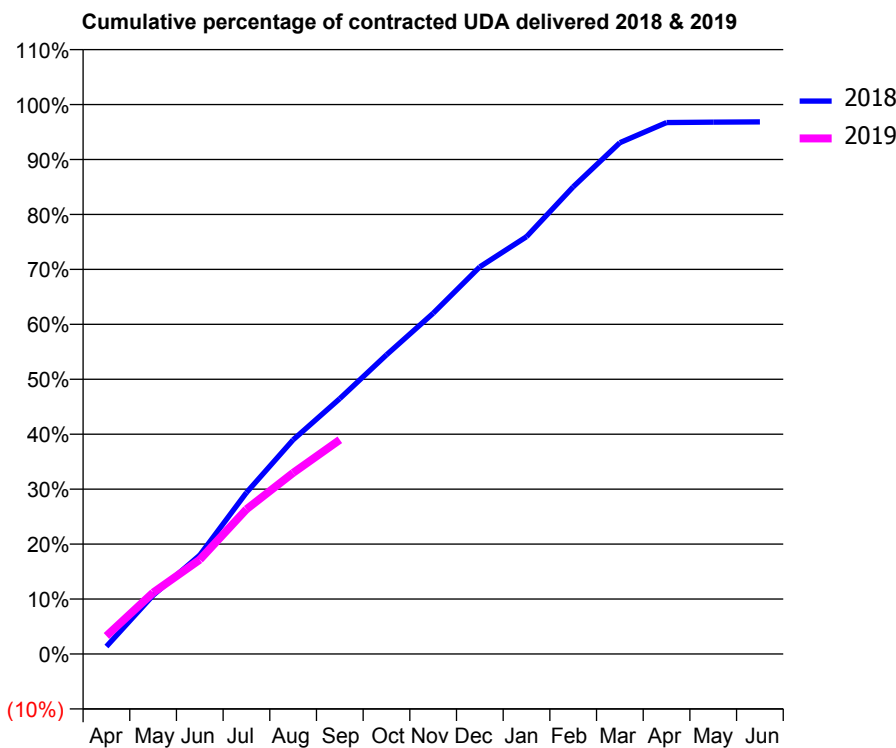
18/19 Contracted general activity (UDA)	16,815
Carry forward general activity (UDA)	0
18/19 Contracted orthodontic activity (UOA)	0
Carry forward orthodontic activity (UOA)	0
Baseline contract value	£523,167.85

ACCESS*

Patients seen in 24 months	Total	Change since previous quarter
Quarter ending September 2017	5,966	
Quarter ending December 2017	5,745	↓
Quarter ending March 2018	5,604	↓
Quarter ending June 2018	5,467	↓
Quarter ending September 2018	5,296	↓
Variance since September 2017	(11.2%)	↓



ACTIVITY



Adjusted Scheduled Activity (UDA)		
Month	2018	2019
April	232	554
May	1,797	1,879
June	3,026	2,888
July	4,938	4,429
August	6,556	5,543
September	7,815	6,557
October	9,154	
November	10,428	
December	11,848	
January	12,768	
February	14,294	
March	15,648	
April	16,262	
May	16,276	
June	16,283	

QUALITY

	Quantity	Base Number	Contract	AT	Region	England
% of FP17s for the same patient ID Re-attending within 3 months - Children	60	929	6.5%	9.9%	11.4%	11.6%
% of FP17s for the same patient ID Re-attending within 3 months - Adults	382	2,787	13.7%	13.8%	15.0%	15.5%
% of FP17s for the same patient ID Re-attending between 3 & 9 months - Children	510	929	54.9%	61.9%	59.9%	58.8%
% of FP17s for the same patient ID Re-attending between 3 & 9 months - Adults	1,664	2,787	59.7%	55.1%	52.0%	51.1%
% of FP17s for Band 1 Urgent Courses	369	3,383	10.9%	6.9%	8.0%	9.0%
% of FP17s Relating to Free Repair or Replacements	15	3,383	0.4%	0.8%	0.8%	0.8%
% of FP17s Relating to Continuations	8	3,383	0.2%	1.1%	0.9%	0.9%
% of Patients satisfied with the dentistry they have received	2	2	N/A	93.0%	93.5%	93.3%
% of Patients satisfied with the time they had to wait for an appointment	2	2	N/A	88.5%	89.1%	88.9%

* This is based on patients treated on this contract for their most recent course of treatment. Figures in italics indicate the base number of FP17s or Patient Questionnaire responses are less than 100. N/A is shown where the base number of responses is less than 10 during the period. % is calculated as Quantity/Base number*100

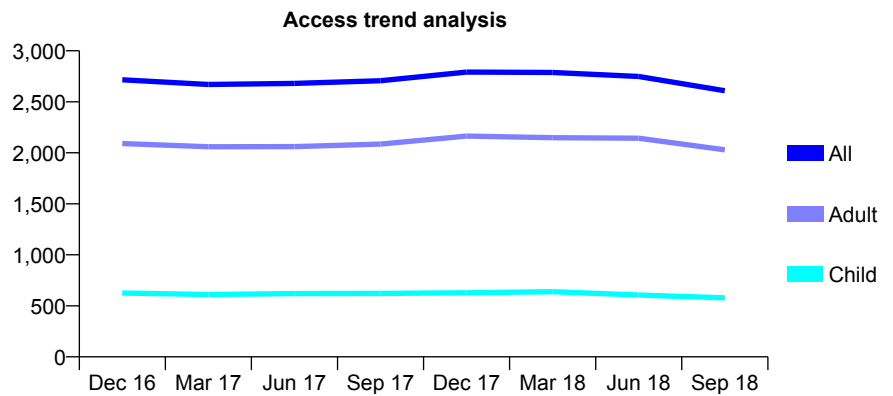
Q55 - Vital Signs At a Glance Contract Report for 178470/0003 - September 2018

Name or company name	Disa Dental Limited
Contract type name	GDS Contract
Purpose of contract	General
Contract start date	01/10/2007
Contract end date	

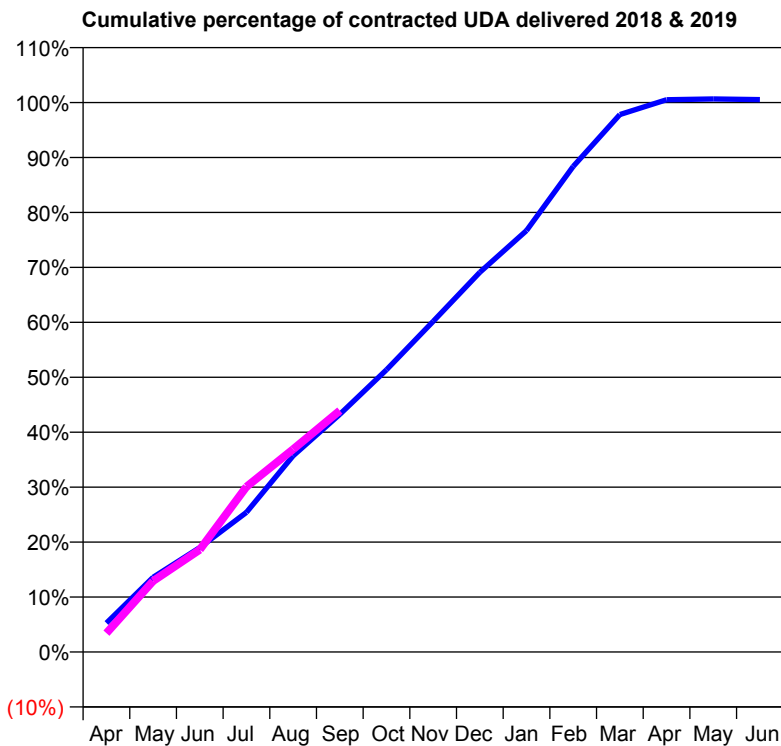
18/19 Contracted general activity (UDA)	8,345
Carry forward general activity (UDA)	0
18/19 Contracted orthodontic activity (UOA)	0
Carry forward orthodontic activity (UOA)	0
Baseline contract value	£215,037.20

ACCESS*

Patients seen in 24 months	Total	Change since previous quarter
Quarter ending September 2017	2,707	
Quarter ending December 2017	2,792	↑
Quarter ending March 2018	2,787	→
Quarter ending June 2018	2,749	↓
Quarter ending September 2018	2,609	↓
Variance since September 2017	(3.6%)	↓



ACTIVITY



Month	Adjusted Scheduled Activity (UDA)	
	2018	2019
April	430	286
May	1,107	1,077
June	1,548	1,555
July	2,069	2,510
August	2,906	3,079
September	3,521	3,667
October	4,180	
November	4,898	
December	5,624	
January	6,244	
February	7,192	
March	7,962	
April	8,182	
May	8,192	
June	8,183	

QUALITY

	Quantity	Base Number	Contract	AT	Region	England
% of FP17s for the same patient ID Re-attending within 3 months - Children	13	342	3.8%	9.9%	11.4%	11.6%
% of FP17s for the same patient ID Re-attending within 3 months - Adults	229	1,384	16.5%	13.8%	15.0%	15.5%
% of FP17s for the same patient ID Re-attending between 3 & 9 months - Children	195	342	57.0%	61.9%	59.9%	58.8%
% of FP17s for the same patient ID Re-attending between 3 & 9 months - Adults	709	1,384	51.2%	55.1%	52.0%	51.1%
% of FP17s for Band 1 Urgent Courses	131	1,658	7.9%	6.9%	8.0%	9.0%
% of FP17s Relating to Free Repair or Replacements	14	1,658	0.8%	0.8%	0.8%	0.8%
% of FP17s Relating to Continuations	15	1,658	0.9%	1.1%	0.9%	0.9%
% of Patients satisfied with the dentistry they have received	0	1	N/A	93.0%	93.5%	93.3%
% of Patients satisfied with the time they had to wait for an appointment	1	1	N/A	88.5%	89.1%	88.9%

* This is based on patients treated on this contract for their most recent course of treatment. Figures in italics indicate the base number of FP17s or Patient Questionnaire responses are less than 100. N/A is shown where the base number of responses is less than 10 during the period. % is calculated as Quantity/Base number*100

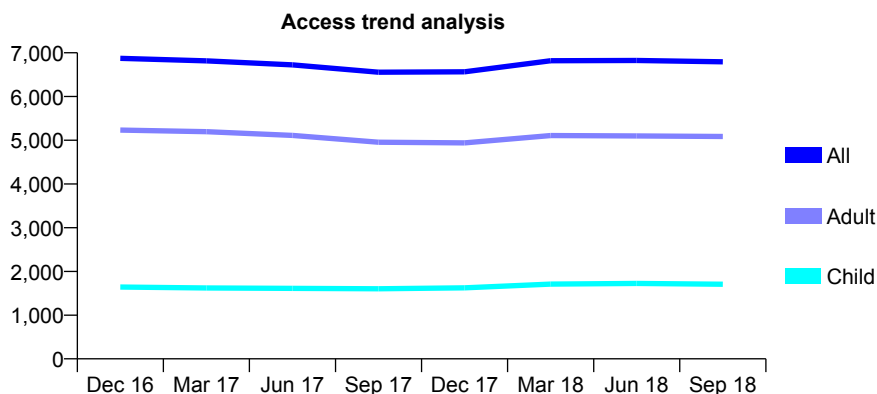
Q55 - Vital Signs At a Glance Contract Report for 178470/0004 - September 2018

Name or company name	Disa Dental Limited
Contract type name	GDS Contract
Purpose of contract	General
Contract start date	01/10/2007
Contract end date	

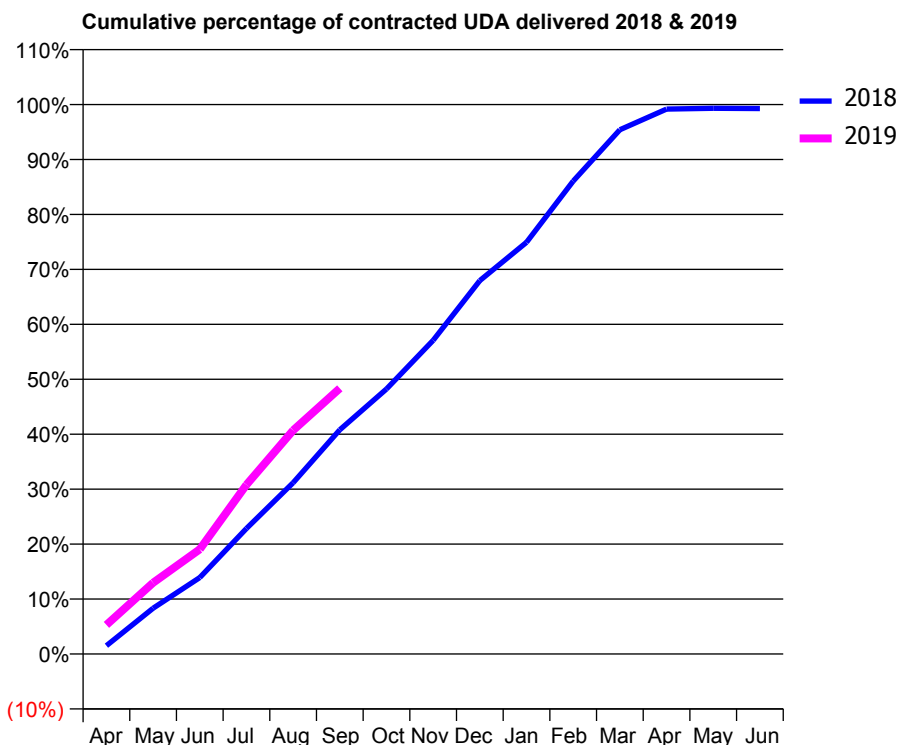
18/19 Contracted general activity (UDA)	21,412
Carry forward general activity (UDA)	0
18/19 Contracted orthodontic activity (UOA)	0
Carry forward orthodontic activity (UOA)	0
Baseline contract value	£678,747.79

ACCESS*

Patients seen in 24 months	Total	Change since previous quarter
Quarter ending September 2017	6,557	
Quarter ending December 2017	6,565	→
Quarter ending March 2018	6,817	↑
Quarter ending June 2018	6,825	→
Quarter ending September 2018	6,793	→
Variance since September 2017	3.6%	↑



ACTIVITY



Month	Adjusted Scheduled Activity (UDA)	
	2018	2019
April	309	1,136
May	1,699	2,777
June	2,843	4,082
July	4,663	6,596
August	6,362	8,715
September	8,331	10,352
October	9,846	
November	11,654	
December	13,871	
January	15,296	
February	17,568	
March	19,472	
April	20,243	
May	20,270	
June	20,263	

QUALITY

	Quantity	Base Number	Contract	AT	Region	England
% of FP17s for the same patient ID Re-attending within 3 months - Children	88	1,244	7.1%	9.9%	11.4%	11.6%
% of FP17s for the same patient ID Re-attending within 3 months - Adults	601	4,045	14.9%	13.8%	15.0%	15.5%
% of FP17s for the same patient ID Re-attending between 3 & 9 months - Children	777	1,244	62.5%	61.9%	59.9%	58.8%
% of FP17s for the same patient ID Re-attending between 3 & 9 months - Adults	2,339	4,045	57.8%	55.1%	52.0%	51.1%
% of FP17s for Band 1 Urgent Courses	478	4,911	9.7%	6.9%	8.0%	9.0%
% of FP17s Relating to Free Repair or Replacements	27	4,911	0.5%	0.8%	0.8%	0.8%
% of FP17s Relating to Continuations	32	4,911	0.7%	1.1%	0.9%	0.9%
% of Patients satisfied with the dentistry they have received	7	7	N/A	93.0%	93.5%	93.3%
% of Patients satisfied with the time they had to wait for an appointment	7	7	N/A	88.5%	89.1%	88.9%

* This is based on patients treated on this contract for their most recent course of treatment. Figures in italics indicate the base number of FP17s or Patient Questionnaire responses are less than 100. N/A is shown where the base number of responses is less than 10 during the period. % is calculated as Quantity/Base number*100

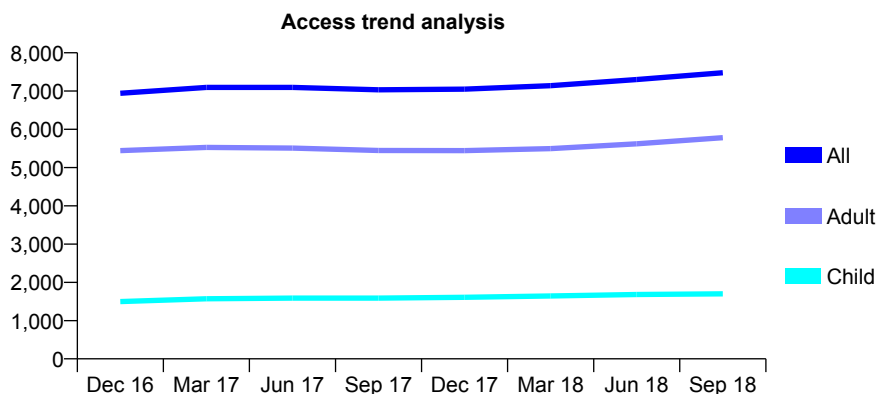
Q55 - Vital Signs At a Glance Contract Report for 179965/0001 - September 2018

Name or company name	Broadwalk Dental Practice
Contract type name	GDS Contract
Purpose of contract	General
Contract start date	01/04/2012
Contract end date	

18/19 Contracted general activity (UDA)	18,598
Carry forward general activity (UDA)	0
18/19 Contracted orthodontic activity (UOA)	0
Carry forward orthodontic activity (UOA)	0
Baseline contract value	£410,139.83

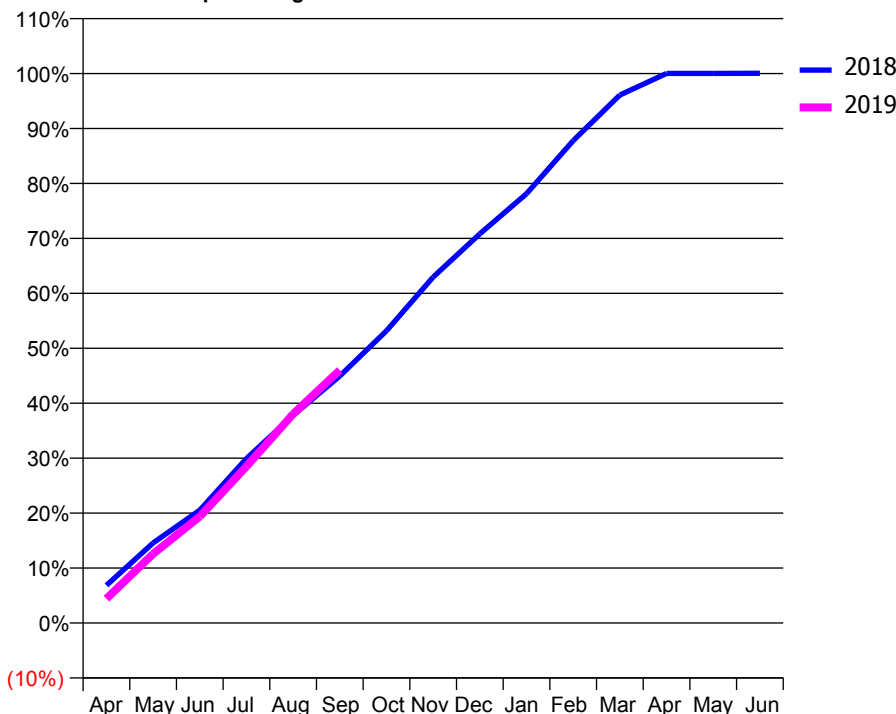
ACCESS*

Patients seen in 24 months	Total	Change since previous quarter
Quarter ending September 2017	7,034	
Quarter ending December 2017	7,051	→
Quarter ending March 2018	7,141	→
Quarter ending June 2018	7,302	↑
Quarter ending September 2018	7,478	↑
Variance since September 2017	6.3%	↑



ACTIVITY

Cumulative percentage of contracted UDA delivered 2018 & 2019



Adjusted Scheduled Activity (UDA)

Month	2018	2019
April	1,276	824
May	2,711	2,342
June	3,820	3,602
July	5,568	5,301
August	7,031	7,075
September	8,363	8,559
October	9,892	
November	11,710	
December	13,170	
January	14,529	
February	16,326	
March	17,871	
April	18,601	
May	18,601	
June	18,606	

QUALITY

	Quantity	Base Number	Contract	AT	Region	England
% of FP17s for the same patient ID Re-attending within 3 months - Children	77	1,183	6.5%	9.9%	11.4%	11.6%
% of FP17s for the same patient ID Re-attending within 3 months - Adults	581	4,036	14.4%	13.8%	15.0%	15.5%
% of FP17s for the same patient ID Re-attending between 3 & 9 months - Children	671	1,183	56.7%	61.9%	59.9%	58.8%
% of FP17s for the same patient ID Re-attending between 3 & 9 months - Adults	1,856	4,036	46.0%	55.1%	52.0%	51.1%
% of FP17s for Band 1 Urgent Courses	366	4,520	8.1%	6.9%	8.0%	9.0%
% of FP17s Relating to Free Repair or Replacements	17	4,520	0.4%	0.8%	0.8%	0.8%
% of FP17s Relating to Continuations	91	4,520	2.0%	1.1%	0.9%	0.9%
% of Patients satisfied with the dentistry they have received	11	13	84.6%	93.0%	93.5%	93.3%
% of Patients satisfied with the time they had to wait for an appointment	12	13	92.3%	88.5%	89.1%	88.9%

* This is based on patients treated on this contract for their most recent course of treatment. Figures in italics indicate the base number of FP17s or Patient Questionnaire responses are less than 100. N/A is shown where the base number of responses is less than 10 during the period. % is calculated as Quantity/Base number*100

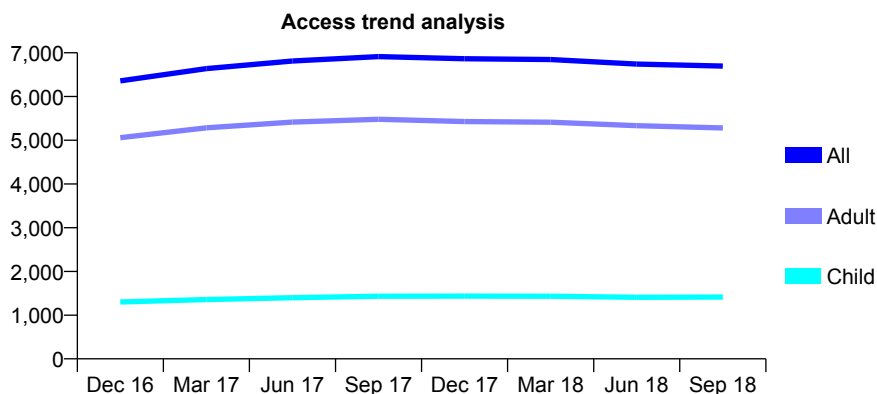
Q55 - Vital Signs At a Glance Contract Report for 180343/0001 - September 2018

Name or company name	Hall & Purchase Dental Surgery
Contract type name	GDS Contract
Purpose of contract	General
Contract start date	01/02/2011
Contract end date	

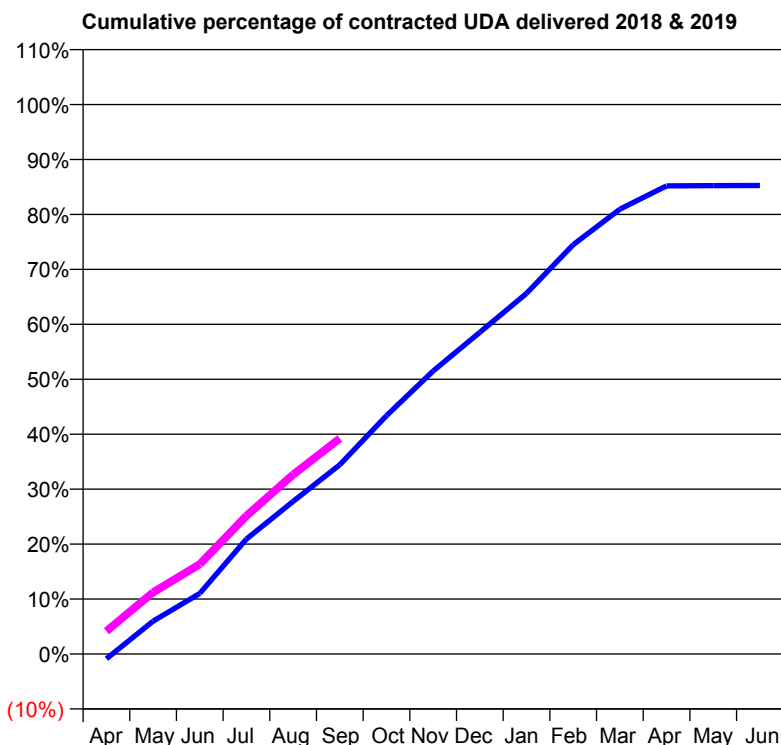
18/19 Contracted general activity (UDA)	18,261
Carry forward general activity (UDA)	0
18/19 Contracted orthodontic activity (UOA)	0
Carry forward orthodontic activity (UOA)	0
Baseline contract value	£467,448.09

ACCESS*

Patients seen in 24 months	Total	Change since previous quarter
Quarter ending September 2017	6,914	
Quarter ending December 2017	6,863	→
Quarter ending March 2018	6,846	→
Quarter ending June 2018	6,743	↓
Quarter ending September 2018	6,697	→
Variance since September 2017	(3.1%)	↓



ACTIVITY



Month	Adjusted Scheduled Activity (UDA)	
	2018	2019
April	-160	761
May	1,093	2,050
June	2,012	2,985
July	3,821	4,592
August	5,071	5,963
September	6,290	7,163
October	7,920	
November	9,408	
December	10,692	
January	11,984	
February	13,603	
March	14,783	
April	15,555	
May	15,565	
June	15,569	

QUALITY

	Quantity	Base Number	Contract	AT	Region	England
% of FP17s for the same patient ID Re-attending within 3 months - Children	92	1,133	8.1%	9.9%	11.4%	11.6%
% of FP17s for the same patient ID Re-attending within 3 months - Adults	842	4,113	20.5%	13.8%	15.0%	15.5%
% of FP17s for the same patient ID Re-attending between 3 & 9 months - Children	808	1,133	71.3%	61.9%	59.9%	58.8%
% of FP17s for the same patient ID Re-attending between 3 & 9 months - Adults	2,193	4,113	53.3%	55.1%	52.0%	51.1%
% of FP17s for Band 1 Urgent Courses	469	4,775	9.8%	6.9%	8.0%	9.0%
% of FP17s Relating to Free Repair or Replacements	21	4,775	0.4%	0.8%	0.8%	0.8%
% of FP17s Relating to Continuations	47	4,775	1.0%	1.1%	0.9%	0.9%
% of Patients satisfied with the dentistry they have received	5	5	N/A	93.0%	93.5%	93.3%
% of Patients satisfied with the time they had to wait for an appointment	5	5	N/A	88.5%	89.1%	88.9%

* This is based on patients treated on this contract for their most recent course of treatment. Figures in italics indicate the base number of FP17s or Patient Questionnaire responses are less than 100. N/A is shown where the base number of responses is less than 10 during the period. % is calculated as Quantity/Base number*100

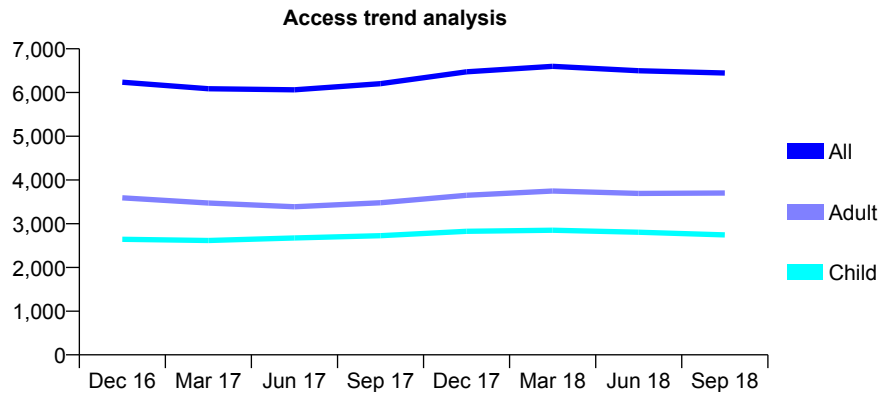
Q55 - Vital Signs At a Glance Contract Report for 180424/0001 - September 2018

Name or company name	Smilestyle Dental Care
Contract type name	GDS Contract
Purpose of contract	General
Contract start date	01/04/2006
Contract end date	

18/19 Contracted general activity (UDA)	26,075
Carry forward general activity (UDA)	0
18/19 Contracted orthodontic activity (UOA)	0
Carry forward orthodontic activity (UOA)	0
Baseline contract value	£746,660.02

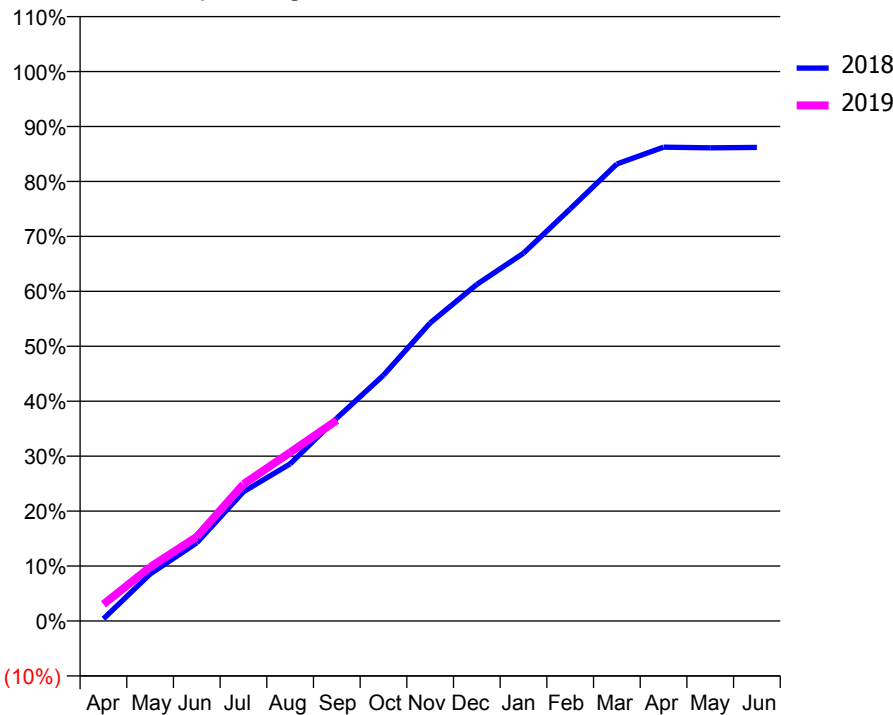
ACCESS*

Patients seen in 24 months	Total	Change since previous quarter
Quarter ending September 2017	6,203	
Quarter ending December 2017	6,474	↑
Quarter ending March 2018	6,598	→
Quarter ending June 2018	6,497	↓
Quarter ending September 2018	6,446	→
Variance since September 2017	3.9%	↑



ACTIVITY

Cumulative percentage of contracted UDA delivered 2018 & 2019



Adjusted Scheduled Activity (UDA)		
Month	2018	2019
April	102	794
May	2,232	2,563
June	3,710	3,996
July	6,132	6,492
August	7,460	7,999
September	9,628	9,525
October	11,663	
November	14,145	
December	15,972	
January	17,453	
February	19,555	
March	21,685	
April	22,483	
May	22,455	
June	22,473	

QUALITY

	Quantity	Base Number	Contract	AT	Region	England
% of FP17s for the same patient ID Re-attending within 3 months - Children	140	1,754	8.0%	9.9%	11.4%	11.6%
% of FP17s for the same patient ID Re-attending within 3 months - Adults	365	2,270	16.1%	13.8%	15.0%	15.5%
% of FP17s for the same patient ID Re-attending between 3 & 9 months - Children	964	1,754	55.0%	61.9%	59.9%	58.8%
% of FP17s for the same patient ID Re-attending between 3 & 9 months - Adults	1,015	2,270	44.7%	55.1%	52.0%	51.1%
% of FP17s for Band 1 Urgent Courses	240	3,765	6.4%	6.9%	8.0%	9.0%
% of FP17s Relating to Free Repair or Replacements	14	3,765	0.4%	0.8%	0.8%	0.8%
% of FP17s Relating to Continuations	66	3,765	1.8%	1.1%	0.9%	0.9%
% of Patients satisfied with the dentistry they have received	3	3	N/A	93.0%	93.5%	93.3%
% of Patients satisfied with the time they had to wait for an appointment	3	3	N/A	88.5%	89.1%	88.9%

* This is based on patients treated on this contract for their most recent course of treatment. Figures in italics indicate the base number of FP17s or Patient Questionnaire responses are less than 100. N/A is shown where the base number of responses is less than 10 during the period. % is calculated as Quantity/Base number*100

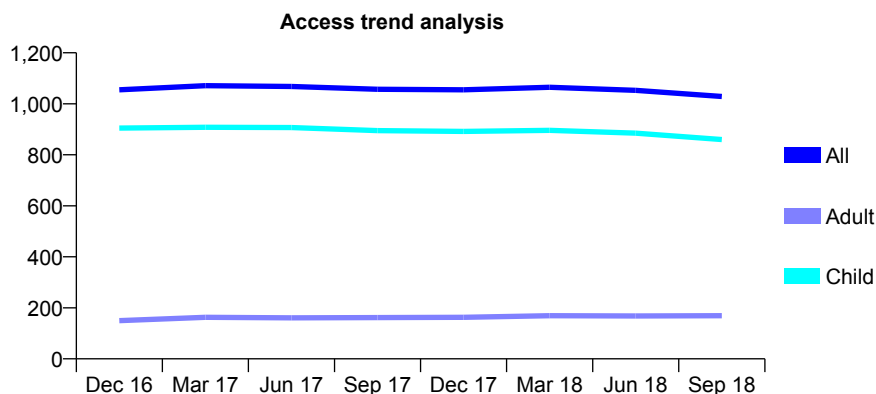
Q55 - Vital Signs At a Glance Contract Report for 182222/0001 - September 2018

Name or company name	Spondon Dental
Contract type name	GDS Contract
Purpose of contract	General
Contract start date	01/03/2014
Contract end date	

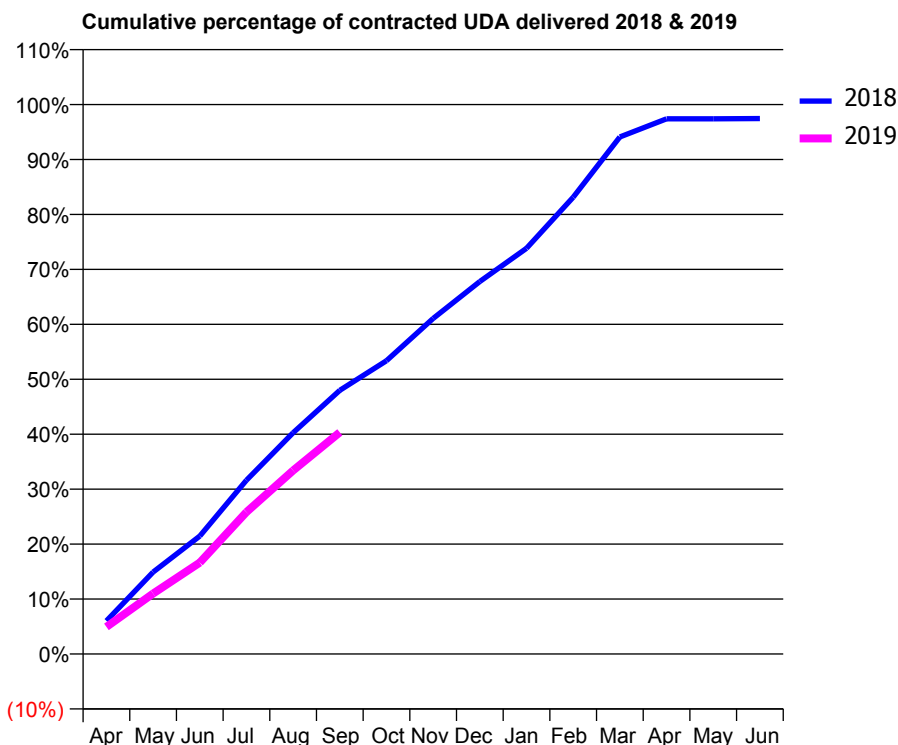
18/19 Contracted general activity (UDA)	2,170
Carry forward general activity (UDA)	0
18/19 Contracted orthodontic activity (UOA)	0
Carry forward orthodontic activity (UOA)	0
Baseline contract value	£41,394.61

ACCESS*

Patients seen in 24 months	Total	Change since previous quarter
Quarter ending September 2017	1,057	
Quarter ending December 2017	1,055	→
Quarter ending March 2018	1,065	→
Quarter ending June 2018	1,053	↓
Quarter ending September 2018	1,029	↓
Variance since September 2017	(2.6%)	↓



ACTIVITY



Month	Adjusted Scheduled Activity (UDA)	
	2018	2019
April	131	107
May	323	239
June	466	361
July	686	561
August	874	725
September	1,041	875
October	1,158	
November	1,325	
December	1,471	
January	1,602	
February	1,804	
March	2,042	
April	2,114	
May	2,114	
June	2,115	

QUALITY

	Quantity	Base Number	Contract	AT	Region	England
% of FP17s for the same patient ID Re-attending within 3 months - Children	37	705	5.2%	9.9%	11.4%	11.6%
% of FP17s for the same patient ID Re-attending within 3 months - Adults	6	52	11.5%	13.8%	15.0%	15.5%
% of FP17s for the same patient ID Re-attending between 3 & 9 months - Children	487	705	69.1%	61.9%	59.9%	58.8%
% of FP17s for the same patient ID Re-attending between 3 & 9 months - Adults	27	52	51.9%	55.1%	52.0%	51.1%
% of FP17s for Band 1 Urgent Courses	22	698	3.2%	6.9%	8.0%	9.0%
% of FP17s Relating to Free Repair or Replacements	0	698	0.0%	0.8%	0.8%	0.8%
% of FP17s Relating to Continuations	0	698	0.0%	1.1%	0.9%	0.9%
% of Patients satisfied with the dentistry they have received	1	1	N/A	93.0%	93.5%	93.3%
% of Patients satisfied with the time they had to wait for an appointment	1	1	N/A	88.5%	89.1%	88.9%

* This is based on patients treated on this contract for their most recent course of treatment. Figures in italics indicate the base number of FP17s or Patient Questionnaire responses are less than 100. N/A is shown where the base number of responses is less than 10 during the period. % is calculated as Quantity/Base number*100

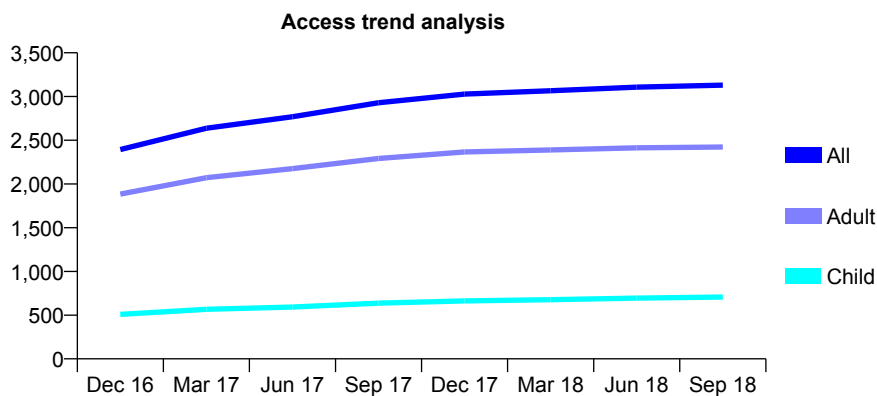
Q55 - Vital Signs At a Glance Contract Report for 183687/0001 - September 2018

Name or company name	Calverton Dental Practice
Contract type name	GDS Contract
Purpose of contract	General
Contract start date	20/11/2015
Contract end date	

18/19 Contracted general activity (UDA)	10,938
Carry forward general activity (UDA)	0
18/19 Contracted orthodontic activity (UOA)	0
Carry forward orthodontic activity (UOA)	0
Baseline contract value	£247,764.02

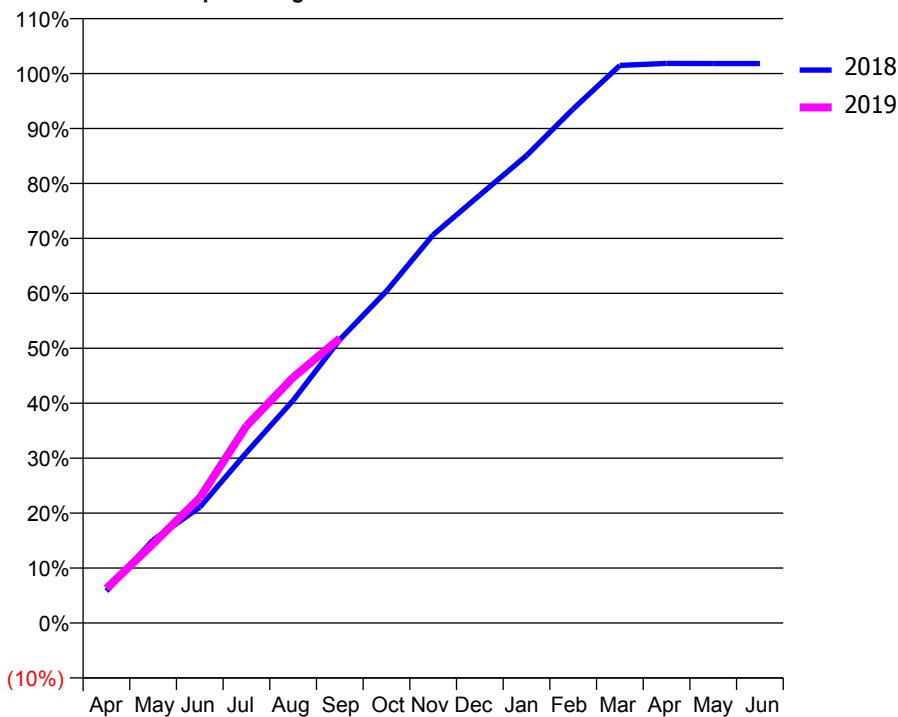
ACCESS*

Patients seen in 24 months	Total	Change since previous quarter
Quarter ending September 2017	2,929	
Quarter ending December 2017	3,028	↑
Quarter ending March 2018	3,066	→
Quarter ending June 2018	3,107	→
Quarter ending September 2018	3,130	→
Variance since September 2017	6.9%	↑



ACTIVITY

Cumulative percentage of contracted UDA delivered 2018 & 2019



Month	Adjusted Scheduled Activity (UDA)	
	2018	2019
April	634	688
May	1,651	1,579
June	2,304	2,493
July	3,392	3,925
August	4,431	4,891
September	5,643	5,669
October	6,609	
November	7,727	
December	8,520	
January	9,305	
February	10,233	
March	11,099	
April	11,138	
May	11,137	
June	11,137	

QUALITY

	Quantity	Base Number	Contract	AT	Region	England
% of FP17s for the same patient ID Re-attending within 3 months - Children	45	638	7.1%	9.9%	11.4%	11.6%
% of FP17s for the same patient ID Re-attending within 3 months - Adults	244	1,948	12.5%	13.8%	15.0%	15.5%
% of FP17s for the same patient ID Re-attending between 3 & 9 months - Children	413	638	64.7%	61.9%	59.9%	58.8%
% of FP17s for the same patient ID Re-attending between 3 & 9 months - Adults	1,231	1,948	63.2%	55.1%	52.0%	51.1%
% of FP17s for Band 1 Urgent Courses	198	2,573	7.7%	6.9%	8.0%	9.0%
% of FP17s Relating to Free Repair or Replacements	9	2,573	0.3%	0.8%	0.8%	0.8%
% of FP17s Relating to Continuations	22	2,573	0.9%	1.1%	0.9%	0.9%
% of Patients satisfied with the dentistry they have received	3	3	N/A	93.0%	93.5%	93.3%
% of Patients satisfied with the time they had to wait for an appointment	2	3	N/A	88.5%	89.1%	88.9%

* This is based on patients treated on this contract for their most recent course of treatment. Figures in italics indicate the base number of FP17s or Patient Questionnaire responses are less than 100. N/A is shown where the base number of responses is less than 10 during the period. % is calculated as Quantity/Base number*100

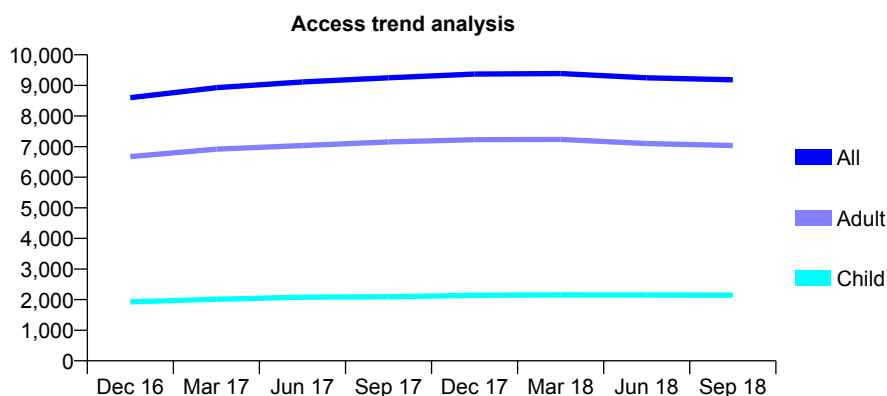
Q55 - Vital Signs At a Glance Contract Report for 183830/0001 - September 2018

Name or company name	KH & GW Ltd
Contract type name	GDS Contract
Purpose of contract	General
Contract start date	01/04/2008
Contract end date	

18/19 Contracted general activity (UDA)	27,460
Carry forward general activity (UDA)	0
18/19 Contracted orthodontic activity (UOA)	0
Carry forward orthodontic activity (UOA)	0
Baseline contract value	£886,981.96

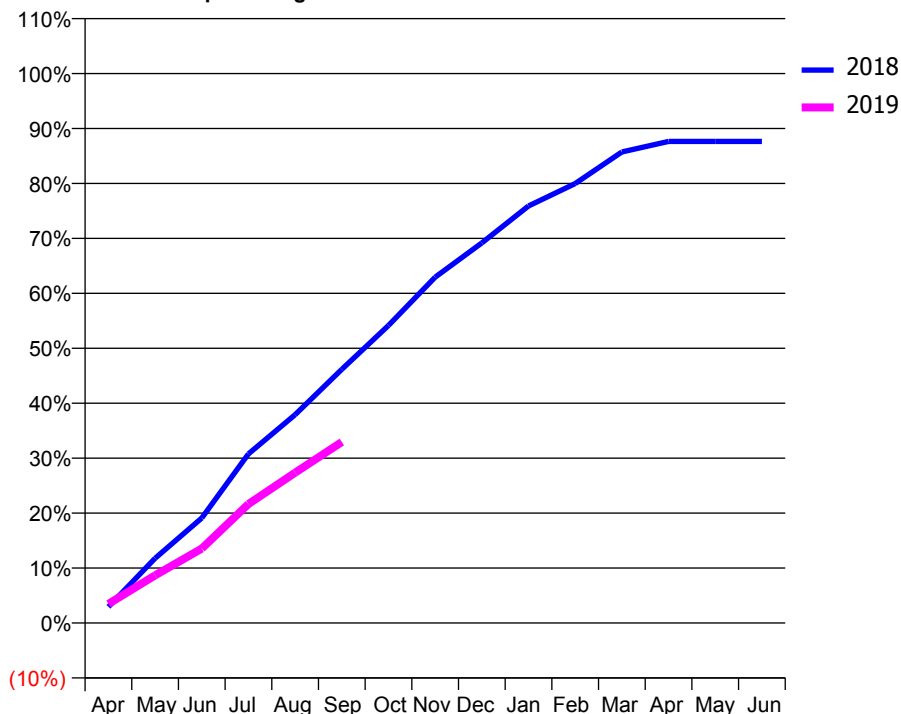
ACCESS*

Patients seen in 24 months	Total	Change since previous quarter
Quarter ending September 2017	9,247	
Quarter ending December 2017	9,370	→
Quarter ending March 2018	9,388	→
Quarter ending June 2018	9,248	↓
Quarter ending September 2018	9,183	→
Variance since September 2017	(0.7%)	→



ACTIVITY

Cumulative percentage of contracted UDA delivered 2018 & 2019



Adjusted Scheduled Activity (UDA)

Month	2018	2019
April	808	953
May	3,236	2,385
June	5,247	3,724
July	8,453	5,947
August	10,410	7,512
September	12,677	9,044
October	14,872	
November	17,280	
December	18,997	
January	20,841	
February	21,959	
March	23,542	
April	24,066	
May	24,067	
June	24,067	

QUALITY

	Quantity	Base Number	Contract	AT	Region	England
% of FP17s for the same patient ID Re-attending within 3 months - Children	59	1,528	3.9%	9.9%	11.4%	11.6%
% of FP17s for the same patient ID Re-attending within 3 months - Adults	404	4,111	9.8%	13.8%	15.0%	15.5%
% of FP17s for the same patient ID Re-attending between 3 & 9 months - Children	942	1,528	61.6%	61.9%	59.9%	58.8%
% of FP17s for the same patient ID Re-attending between 3 & 9 months - Adults	2,046	4,111	49.8%	55.1%	52.0%	51.1%
% of FP17s for Band 1 Urgent Courses	228	5,351	4.3%	6.9%	8.0%	9.0%
% of FP17s Relating to Free Repair or Replacements	40	5,351	0.7%	0.8%	0.8%	0.8%
% of FP17s Relating to Continuations	69	5,351	1.3%	1.1%	0.9%	0.9%
% of Patients satisfied with the dentistry they have received	6	6	N/A	93.0%	93.5%	93.3%
% of Patients satisfied with the time they had to wait for an appointment	6	6	N/A	88.5%	89.1%	88.9%

* This is based on patients treated on this contract for their most recent course of treatment. Figures in italics indicate the base number of FP17s or Patient Questionnaire responses are less than 100. N/A is shown where the base number of responses is less than 10 during the period. % is calculated as Quantity/Base number*100

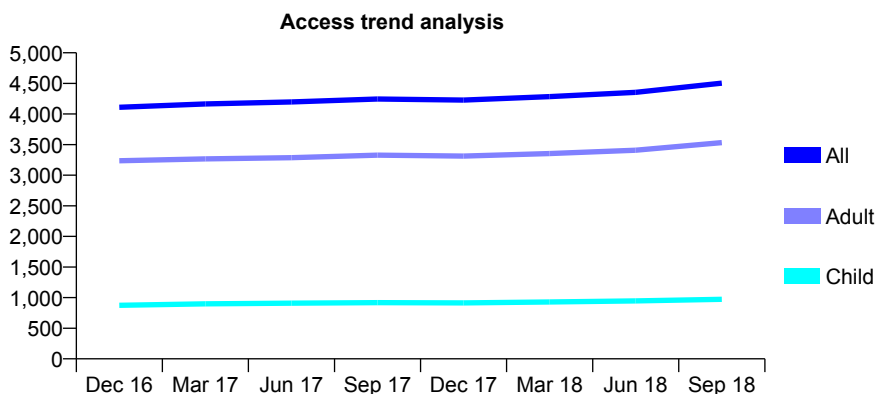
Q55 - Vital Signs At a Glance Contract Report for 183881/0001 - September 2018

Name or company name	Southwell Dental Care
Contract type name	GDS Contract
Purpose of contract	General
Contract start date	28/11/2014
Contract end date	

18/19 Contracted general activity (UDA)	12,473
Carry forward general activity (UDA)	0
18/19 Contracted orthodontic activity (UOA)	0
Carry forward orthodontic activity (UOA)	0
Baseline contract value	£317,159.68

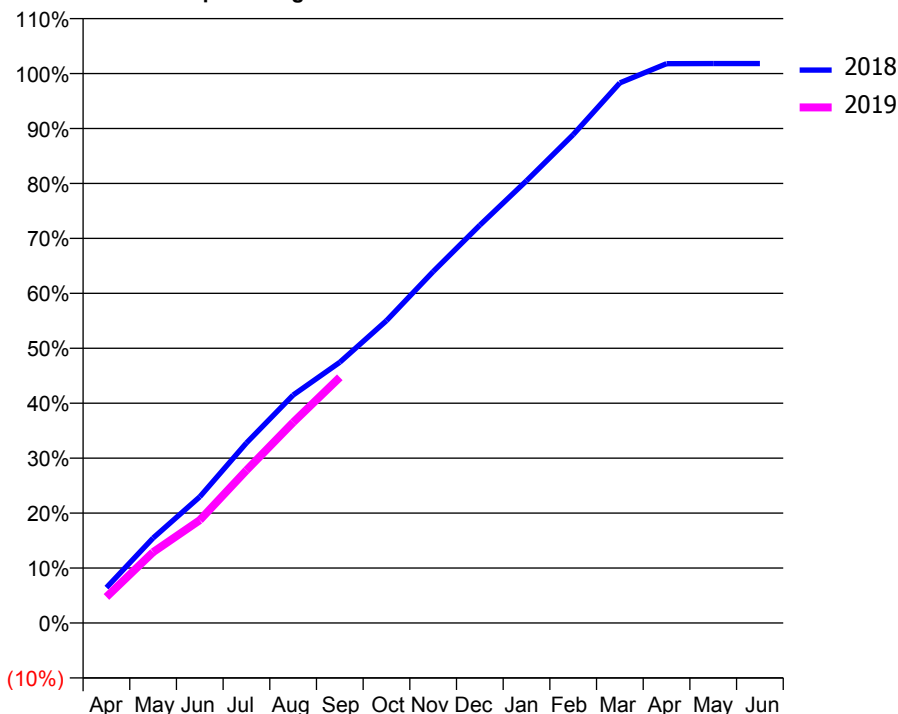
ACCESS*

Patients seen in 24 months	Total	Change since previous quarter
Quarter ending September 2017	4,246	
Quarter ending December 2017	4,227	→
Quarter ending March 2018	4,284	→
Quarter ending June 2018	4,355	→
Quarter ending September 2018	4,505	↑
Variance since September 2017	6.1%	↑



ACTIVITY

Cumulative percentage of contracted UDA delivered 2018 & 2019



Month	Adjusted Scheduled Activity (UDA)	
	2018	2019
April	775	592
May	1,861	1,608
June	2,760	2,334
July	3,941	3,466
August	4,988	4,554
September	5,706	5,578
October	6,617	
November	7,689	
December	8,704	
January	9,676	
February	10,686	
March	11,818	
April	12,237	
May	12,242	
June	12,242	

QUALITY

	Quantity	Base Number	Contract	AT	Region	England
% of FP17s for the same patient ID Re-attending within 3 months - Children	22	899	2.4%	9.9%	11.4%	11.6%
% of FP17s for the same patient ID Re-attending within 3 months - Adults	151	2,984	5.1%	13.8%	15.0%	15.5%
% of FP17s for the same patient ID Re-attending between 3 & 9 months - Children	575	899	64.0%	61.9%	59.9%	58.8%
% of FP17s for the same patient ID Re-attending between 3 & 9 months - Adults	1,767	2,984	59.2%	55.1%	52.0%	51.1%
% of FP17s for Band 1 Urgent Courses	80	3,654	2.2%	6.9%	8.0%	9.0%
% of FP17s Relating to Free Repair or Replacements	28	3,654	0.8%	0.8%	0.8%	0.8%
% of FP17s Relating to Continuations	1	3,654	0.0%	1.1%	0.9%	0.9%
% of Patients satisfied with the dentistry they have received	2	2	N/A	93.0%	93.5%	93.3%
% of Patients satisfied with the time they had to wait for an appointment	2	2	N/A	88.5%	89.1%	88.9%

* This is based on patients treated on this contract for their most recent course of treatment. Figures in italics indicate the base number of FP17s or Patient Questionnaire responses are less than 100. N/A is shown where the base number of responses is less than 10 during the period. % is calculated as Quantity/Base number*100

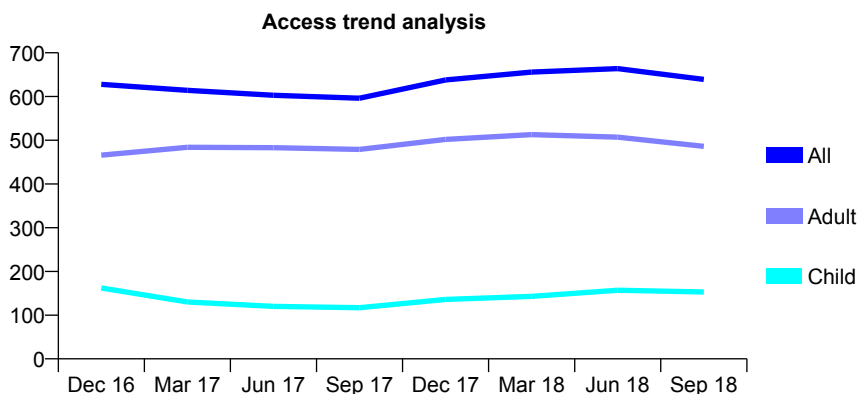
Q55 - Vital Signs At a Glance Contract Report for 183881/0002 - September 2018

Name or company name	Southwell Dental Care
Contract type name	GDS Contract
Purpose of contract	General
Contract start date	28/11/2014
Contract end date	

18/19 Contracted general activity (UDA)	2,532
Carry forward general activity (UDA)	0
18/19 Contracted orthodontic activity (UOA)	0
Carry forward orthodontic activity (UOA)	0
Baseline contract value	£53,762.77

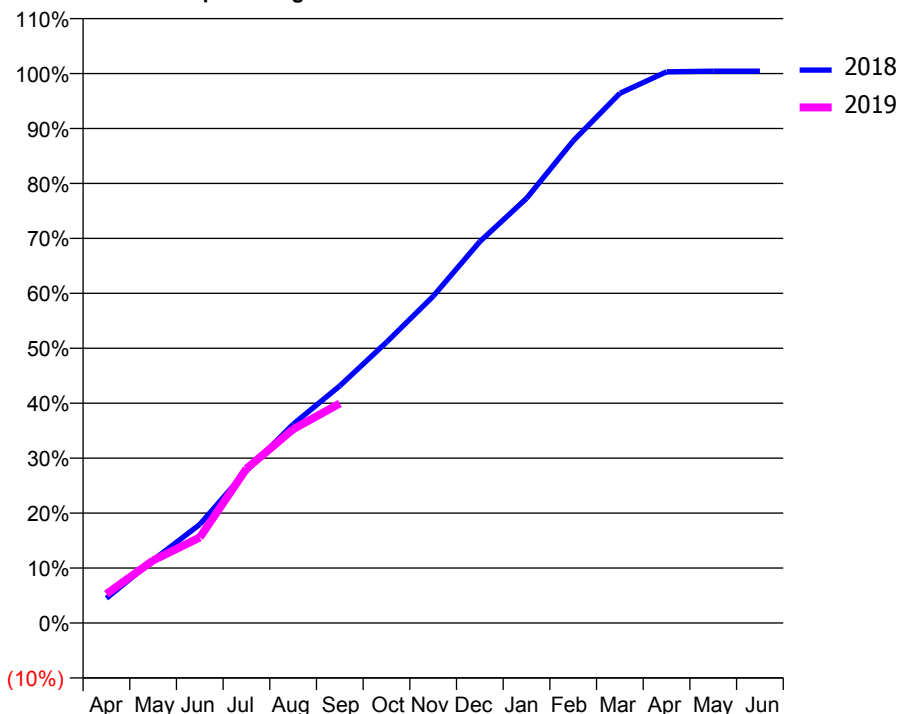
ACCESS*

Patients seen in 24 months	Total	Change since previous quarter
Quarter ending September 2017	596	
Quarter ending December 2017	638	↑
Quarter ending March 2018	656	↑
Quarter ending June 2018	664	→
Quarter ending September 2018	639	↓
Variance since September 2017	7.2%	↑



ACTIVITY

Cumulative percentage of contracted UDA delivered 2018 & 2019



Month	Adjusted Scheduled Activity (UDA)	
	2018	2019
April	114	133
May	290	288
June	454	394
July	701	711
August	916	893
September	1,093	1,011
October	1,294	
November	1,505	
December	1,758	
January	1,957	
February	2,221	
March	2,441	
April	2,540	
May	2,543	
June	2,543	

QUALITY

	Quantity	Base Number	Contract	AT	Region	England
% of FP17s for the same patient ID Re-attending within 3 months - Children	1	141	0.7%	9.9%	11.4%	11.6%
% of FP17s for the same patient ID Re-attending within 3 months - Adults	9	494	1.8%	13.8%	15.0%	15.5%
% of FP17s for the same patient ID Re-attending between 3 & 9 months - Children	9	141	6.4%	61.9%	59.9%	58.8%
% of FP17s for the same patient ID Re-attending between 3 & 9 months - Adults	31	494	6.3%	55.1%	52.0%	51.1%
% of FP17s for Band 1 Urgent Courses	43	582	7.4%	6.9%	8.0%	9.0%
% of FP17s Relating to Free Repair or Replacements	11	582	1.9%	0.8%	0.8%	0.8%
% of FP17s Relating to Continuations	0	582	0.0%	1.1%	0.9%	0.9%
% of Patients satisfied with the dentistry they have received	2	2	N/A	93.0%	93.5%	93.3%
% of Patients satisfied with the time they had to wait for an appointment	2	2	N/A	88.5%	89.1%	88.9%

* This is based on patients treated on this contract for their most recent course of treatment. Figures in italics indicate the base number of FP17s or Patient Questionnaire responses are less than 100. N/A is shown where the base number of responses is less than 10 during the period. % is calculated as Quantity/Base number*100

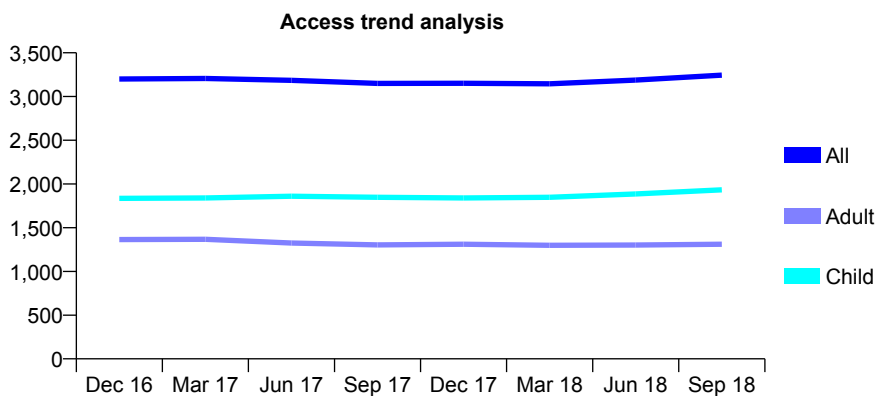
Q55 - Vital Signs At a Glance Contract Report for 183938/0001 - September 2018

Name or company name	The Arnold Dental Centre
Contract type name	GDS Contract
Purpose of contract	General
Contract start date	01/06/2010
Contract end date	

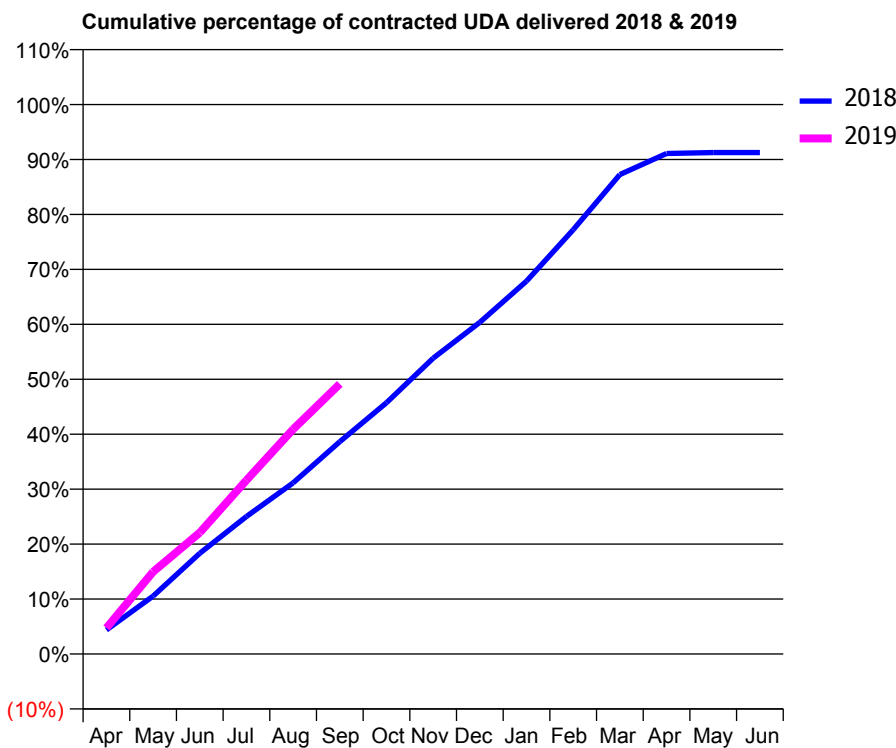
18/19 Contracted general activity (UDA)	10,000
Carry forward general activity (UDA)	0
18/19 Contracted orthodontic activity (UOA)	0
Carry forward orthodontic activity (UOA)	0
Baseline contract value	£228,323.39

ACCESS*

Patients seen in 24 months	Total	Change since previous quarter
Quarter ending September 2017	3,150	
Quarter ending December 2017	3,151	→
Quarter ending March 2018	3,146	→
Quarter ending June 2018	3,188	→
Quarter ending September 2018	3,244	→
Variance since September 2017	3.0%	↑



ACTIVITY



Month	Adjusted Scheduled Activity (UDA)	
	2018	2019
April	438	474
May	1,055	1,495
June	1,832	2,209
July	2,503	3,164
August	3,115	4,090
September	3,863	4,914
October	4,574	
November	5,384	
December	6,036	
January	6,786	
February	7,721	
March	8,726	
April	9,108	
May	9,125	
June	9,125	

QUALITY

	Quantity	Base Number	Contract	AT	Region	England
% of FP17s for the same patient ID Re-attending within 3 months - Children	127	1,739	7.3%	9.9%	11.4%	11.6%
% of FP17s for the same patient ID Re-attending within 3 months - Adults	225	1,007	22.3%	13.8%	15.0%	15.5%
% of FP17s for the same patient ID Re-attending between 3 & 9 months - Children	1,192	1,739	68.5%	61.9%	59.9%	58.8%
% of FP17s for the same patient ID Re-attending between 3 & 9 months - Adults	532	1,007	52.8%	55.1%	52.0%	51.1%
% of FP17s for Band 1 Urgent Courses	171	2,542	6.7%	6.9%	8.0%	9.0%
% of FP17s Relating to Free Repair or Replacements	0	2,542	0.0%	0.8%	0.8%	0.8%
% of FP17s Relating to Continuations	0	2,542	0.0%	1.1%	0.9%	0.9%
% of Patients satisfied with the dentistry they have received	0	0	N/A	93.0%	93.5%	93.3%
% of Patients satisfied with the time they had to wait for an appointment	0	0	N/A	88.5%	89.1%	88.9%

* This is based on patients treated on this contract for their most recent course of treatment. Figures in italics indicate the base number of FP17s or Patient Questionnaire responses are less than 100. N/A is shown where the base number of responses is less than 10 during the period. % is calculated as Quantity/Base number*100

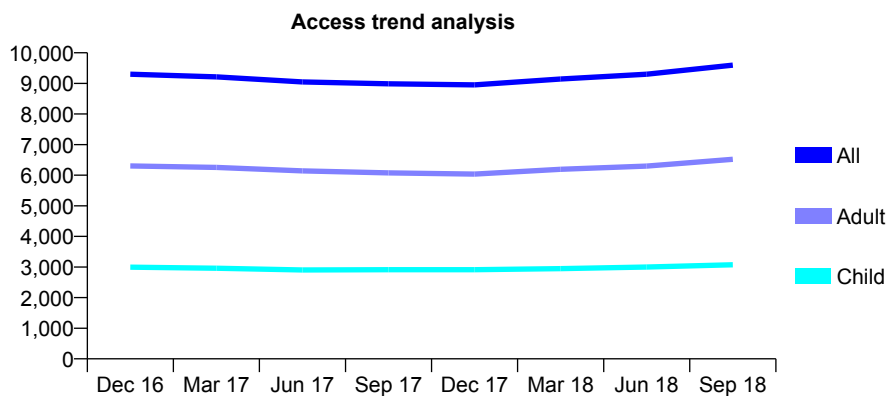
Q55 - Vital Signs At a Glance Contract Report for 187771/0001 - September 2018

Name or company name	The Oakwood Dental Centre Ltd
Contract type name	GDS Contract
Purpose of contract	General
Contract start date	01/04/2014
Contract end date	

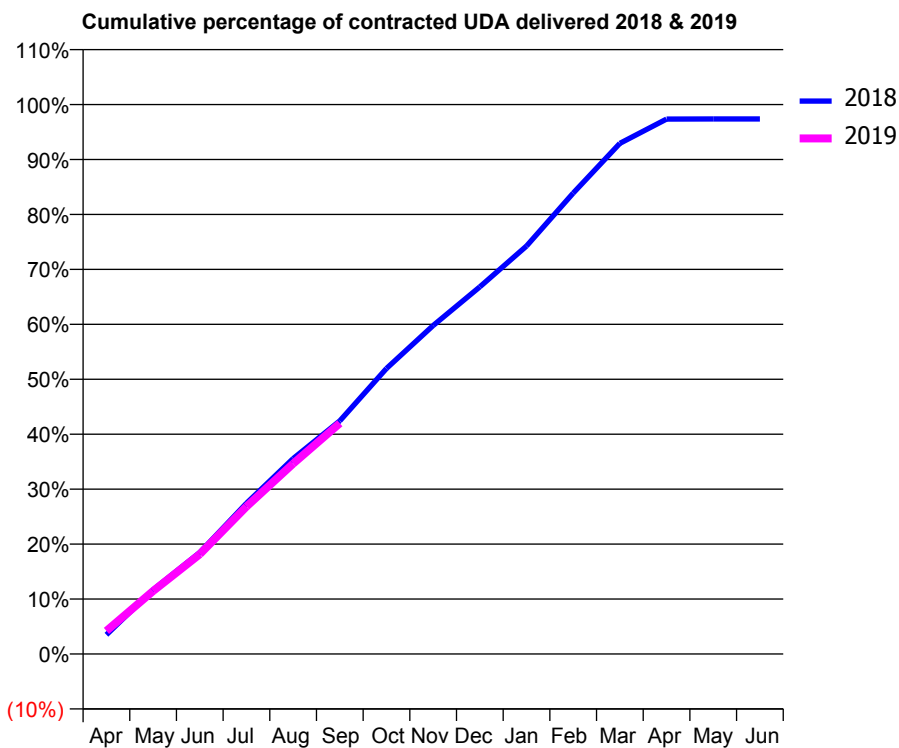
18/19 Contracted general activity (UDA)	26,844
Carry forward general activity (UDA)	0
18/19 Contracted orthodontic activity (UOA)	0
Carry forward orthodontic activity (UOA)	0
Baseline contract value	£793,021.01

ACCESS*

Patients seen in 24 months	Total	Change since previous quarter
Quarter ending September 2017	8,989	
Quarter ending December 2017	8,950	→
Quarter ending March 2018	9,143	↑
Quarter ending June 2018	9,302	→
Quarter ending September 2018	9,596	↑
Variance since September 2017	6.8%	↑



ACTIVITY



Month	Adjusted Scheduled Activity (UDA)	
	2018	2019
April	837	1,129
May	2,788	3,077
June	4,404	4,878
July	6,544	7,201
August	8,481	9,301
September	10,115	11,272
October	12,389	
November	14,252	
December	15,930	
January	17,702	
February	20,000	
March	22,156	
April	23,213	
May	23,220	
June	23,217	

QUALITY

	Quantity	Base Number	Contract	AT	Region	England
% of FP17s for the same patient ID Re-attending within 3 months - Children	108	2,443	4.4%	9.9%	11.4%	11.6%
% of FP17s for the same patient ID Re-attending within 3 months - Adults	389	4,554	8.5%	13.8%	15.0%	15.5%
% of FP17s for the same patient ID Re-attending between 3 & 9 months - Children	1,437	2,443	58.8%	61.9%	59.9%	58.8%
% of FP17s for the same patient ID Re-attending between 3 & 9 months - Adults	2,277	4,554	50.0%	55.1%	52.0%	51.1%
% of FP17s for Band 1 Urgent Courses	295	6,430	4.6%	6.9%	8.0%	9.0%
% of FP17s Relating to Free Repair or Replacements	5	6,430	0.1%	0.8%	0.8%	0.8%
% of FP17s Relating to Continuations	18	6,430	0.3%	1.1%	0.9%	0.9%
% of Patients satisfied with the dentistry they have received	9	9	N/A	93.0%	93.5%	93.3%
% of Patients satisfied with the time they had to wait for an appointment	8	9	N/A	88.5%	89.1%	88.9%

* This is based on patients treated on this contract for their most recent course of treatment. Figures in italics indicate the base number of FP17s or Patient Questionnaire responses are less than 100. N/A is shown where the base number of responses is less than 10 during the period. % is calculated as Quantity/Base number*100

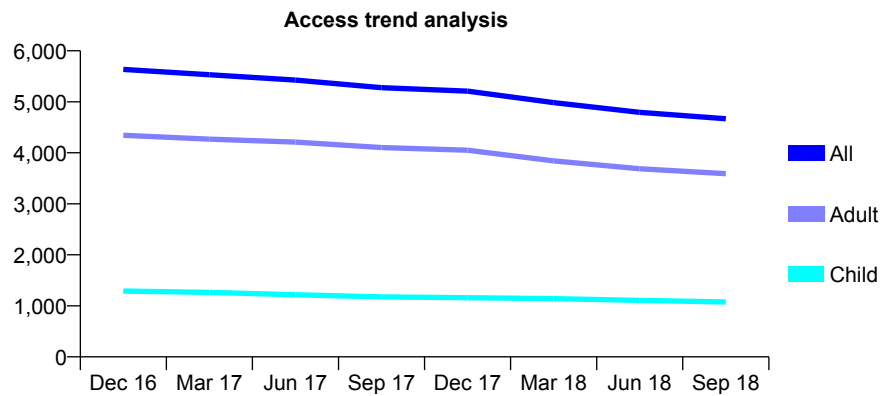
Q55 - Vital Signs At a Glance Contract Report for 191027/0001 - September 2018

Name or company name	Mansfield Dental Practice Limited
Contract type name	GDS Contract
Purpose of contract	General
Contract start date	01/12/2011
Contract end date	

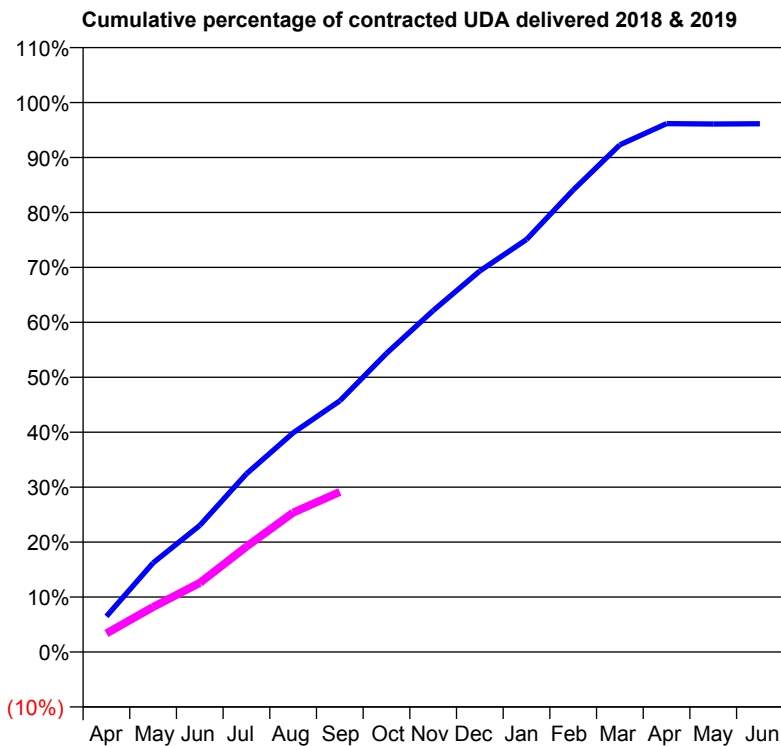
18/19 Contracted general activity (UDA)	15,700
Carry forward general activity (UDA)	0
18/19 Contracted orthodontic activity (UOA)	0
Carry forward orthodontic activity (UOA)	0
Baseline contract value	£357,721.54

ACCESS*

Patients seen in 24 months	Total	Change since previous quarter
Quarter ending September 2017	5,276	
Quarter ending December 2017	5,210	↓
Quarter ending March 2018	4,985	↓
Quarter ending June 2018	4,794	↓
Quarter ending September 2018	4,668	↓
Variance since September 2017	(11.5%)	↓



ACTIVITY



Adjusted Scheduled Activity (UDA)		
Month	2018	2019
April	1,020	532
May	2,548	1,287
June	3,617	1,975
July	5,091	3,011
August	6,260	3,984
September	7,178	4,574
October	8,533	
November	9,755	
December	10,887	
January	11,786	
February	13,198	
March	14,492	
April	15,097	
May	15,084	
June	15,092	

QUALITY

	Quantity	Base Number	Contract	AT	Region	England
% of FP17s for the same patient ID Re-attending within 3 months - Children	23	692	3.3%	9.9%	11.4%	11.6%
% of FP17s for the same patient ID Re-attending within 3 months - Adults	200	2,195	9.1%	13.8%	15.0%	15.5%
% of FP17s for the same patient ID Re-attending between 3 & 9 months - Children	439	692	63.4%	61.9%	59.9%	58.8%
% of FP17s for the same patient ID Re-attending between 3 & 9 months - Adults	1,452	2,195	66.2%	55.1%	52.0%	51.1%
% of FP17s for Band 1 Urgent Courses	217	2,607	8.3%	6.9%	8.0%	9.0%
% of FP17s Relating to Free Repair or Replacements	9	2,607	0.3%	0.8%	0.8%	0.8%
% of FP17s Relating to Continuations	9	2,607	0.3%	1.1%	0.9%	0.9%
% of Patients satisfied with the dentistry they have received	0	0	N/A	93.0%	93.5%	93.3%
% of Patients satisfied with the time they had to wait for an appointment	0	0	N/A	88.5%	89.1%	88.9%

* This is based on patients treated on this contract for their most recent course of treatment. Figures in italics indicate the base number of FP17s or Patient Questionnaire responses are less than 100. N/A is shown where the base number of responses is less than 10 during the period. % is calculated as Quantity/Base number*100

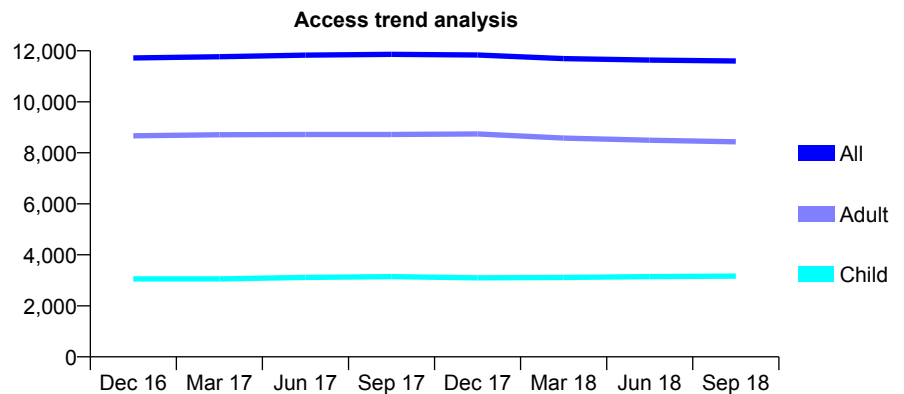
Q55 - Vital Signs At a Glance Contract Report for 191310/0002 - September 2018

Name or company name	East Midlands Community Dental Ass. Ltd.
Contract type name	GDS Contract
Purpose of contract	General
Contract start date	04/12/2006
Contract end date	

18/19 Contracted general activity (UDA)	32,179
Carry forward general activity (UDA)	0
18/19 Contracted orthodontic activity (UOA)	0
Carry forward orthodontic activity (UOA)	0
Baseline contract value	£922,842.79

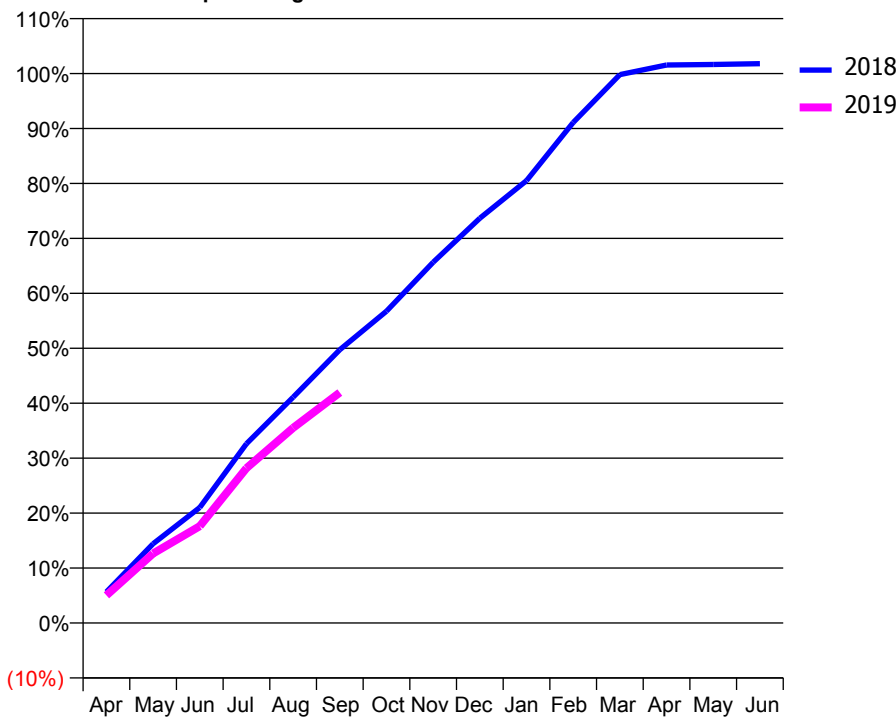
ACCESS*

Patients seen in 24 months	Total	Change since previous quarter
Quarter ending September 2017	11,860	
Quarter ending December 2017	11,837	→
Quarter ending March 2018	11,694	↓
Quarter ending June 2018	11,637	→
Quarter ending September 2018	11,599	→
Variance since September 2017	(2.2%)	↓



ACTIVITY

Cumulative percentage of contracted UDA delivered 2018 & 2019



Month	Adjusted Scheduled Activity (UDA)	
	2018	2019
April	1,817	1,623
May	4,618	4,074
June	6,738	5,670
July	10,453	9,071
August	13,159	11,432
September	15,931	13,499
October	18,176	
November	21,029	
December	23,595	
January	25,784	
February	29,177	
March	31,966	
April	32,526	
May	32,555	
June	32,601	

QUALITY

	Quantity	Base Number	Contract	AT	Region	England
% of FP17s for the same patient ID Re-attending within 3 months - Children	130	2,198	5.9%	9.9%	11.4%	11.6%
% of FP17s for the same patient ID Re-attending within 3 months - Adults	692	5,324	13.0%	13.8%	15.0%	15.5%
% of FP17s for the same patient ID Re-attending between 3 & 9 months - Children	1,185	2,198	53.9%	61.9%	59.9%	58.8%
% of FP17s for the same patient ID Re-attending between 3 & 9 months - Adults	2,747	5,324	51.6%	55.1%	52.0%	51.1%
% of FP17s for Band 1 Urgent Courses	382	6,674	5.7%	6.9%	8.0%	9.0%
% of FP17s Relating to Free Repair or Replacements	70	6,674	1.0%	0.8%	0.8%	0.8%
% of FP17s Relating to Continuations	82	6,674	1.2%	1.1%	0.9%	0.9%
% of Patients satisfied with the dentistry they have received	8	9	N/A	93.0%	93.5%	93.3%
% of Patients satisfied with the time they had to wait for an appointment	8	9	N/A	88.5%	89.1%	88.9%

* This is based on patients treated on this contract for their most recent course of treatment. Figures in italics indicate the base number of FP17s or Patient Questionnaire responses are less than 100. N/A is shown where the base number of responses is less than 10 during the period. % is calculated as Quantity/Base number*100

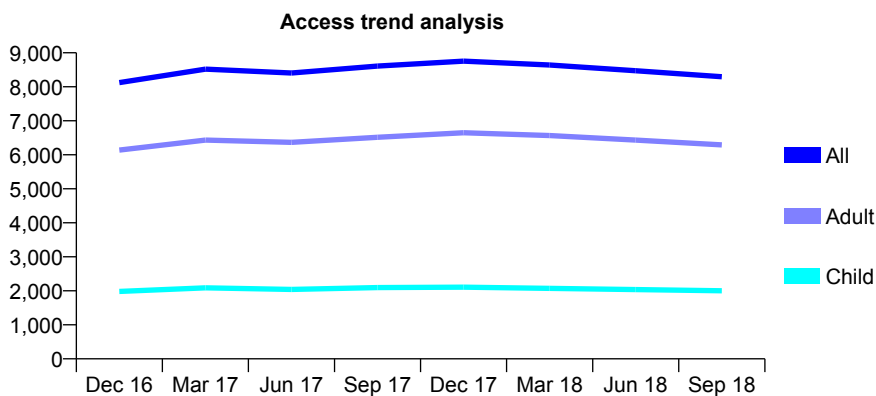
Q55 - Vital Signs At a Glance Contract Report for 192597/0005 - September 2018

Name or company name	DM and LJ Jordan Limited
Contract type name	GDS Contract
Purpose of contract	General
Contract start date	01/01/2015
Contract end date	

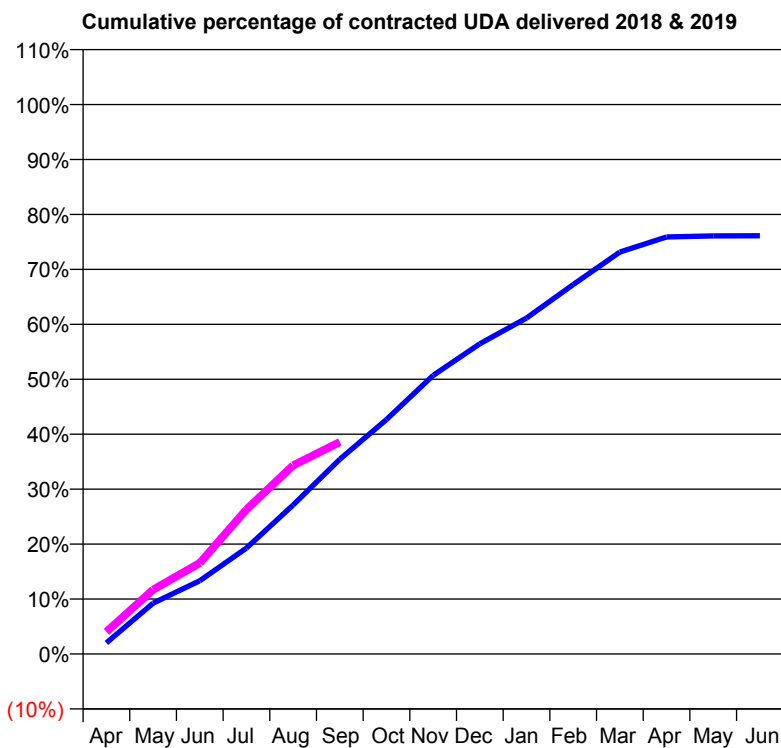
18/19 Contracted general activity (UDA)	23,314
Carry forward general activity (UDA)	0
18/19 Contracted orthodontic activity (UOA)	0
Carry forward orthodontic activity (UOA)	0
Baseline contract value	£622,521.48

ACCESS*

Patients seen in 24 months	Total	Change since previous quarter
Quarter ending September 2017	8,610	
Quarter ending December 2017	8,755	→
Quarter ending March 2018	8,642	↓
Quarter ending June 2018	8,473	↓
Quarter ending September 2018	8,295	↓
Variance since September 2017	(3.7%)	↓



ACTIVITY



Month	Adjusted Scheduled Activity (UDA)	
	2018	2019
April	471	943
May	2,161	2,729
June	3,109	3,860
July	4,496	6,131
August	6,321	8,005
September	8,262	8,991
October	9,946	
November	11,822	
December	13,160	
January	14,256	
February	15,676	
March	17,057	
April	17,694	
May	17,741	
June	17,746	

QUALITY

	Quantity	Base Number	Contract	AT	Region	England
% of FP17s for the same patient ID Re-attending within 3 months - Children	66	1,365	4.8%	9.9%	11.4%	11.6%
% of FP17s for the same patient ID Re-attending within 3 months - Adults	273	3,926	7.0%	13.8%	15.0%	15.5%
% of FP17s for the same patient ID Re-attending between 3 & 9 months - Children	732	1,365	53.6%	61.9%	59.9%	58.8%
% of FP17s for the same patient ID Re-attending between 3 & 9 months - Adults	2,133	3,926	54.3%	55.1%	52.0%	51.1%
% of FP17s for Band 1 Urgent Courses	520	4,956	10.5%	6.9%	8.0%	9.0%
% of FP17s Relating to Free Repair or Replacements	22	4,956	0.4%	0.8%	0.8%	0.8%
% of FP17s Relating to Continuations	43	4,956	0.9%	1.1%	0.9%	0.9%
% of Patients satisfied with the dentistry they have received	2	2	N/A	93.0%	93.5%	93.3%
% of Patients satisfied with the time they had to wait for an appointment	0	2	N/A	88.5%	89.1%	88.9%

* This is based on patients treated on this contract for their most recent course of treatment. Figures in italics indicate the base number of FP17s or Patient Questionnaire responses are less than 100. N/A is shown where the base number of responses is less than 10 during the period. % is calculated as Quantity/Base number*100

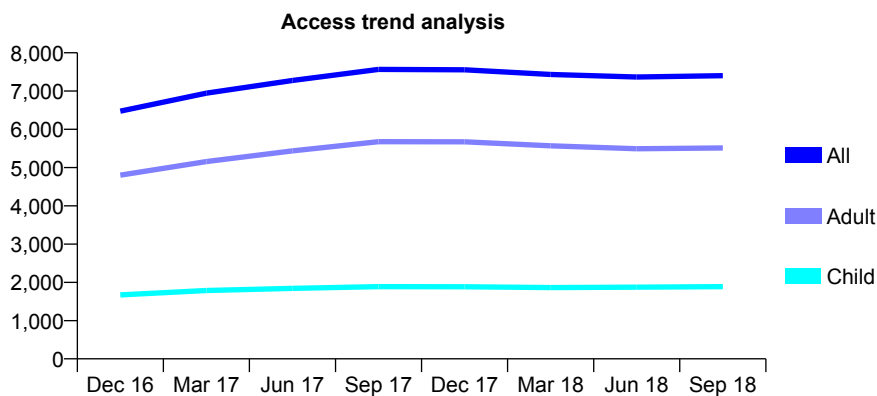
Q55 - Vital Signs At a Glance Contract Report for 193437/0001 - September 2018

Name or company name	Risley Hill Dental
Contract type name	GDS Contract
Purpose of contract	General
Contract start date	29/09/2015
Contract end date	

18/19 Contracted general activity (UDA)	21,464
Carry forward general activity (UDA)	0
18/19 Contracted orthodontic activity (UOA)	0
Carry forward orthodontic activity (UOA)	0
Baseline contract value	£812,088.30

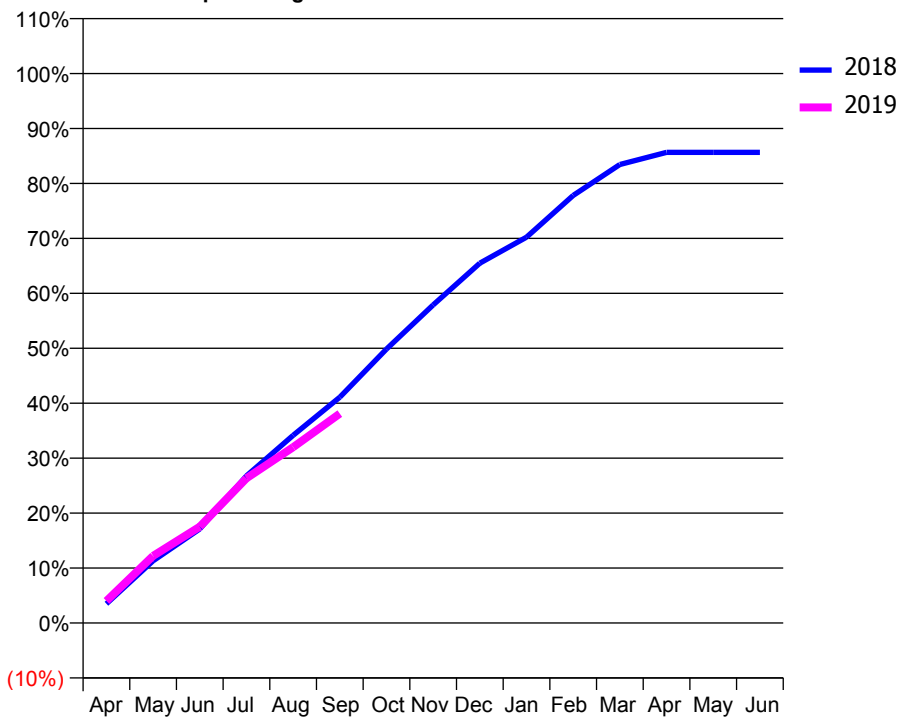
ACCESS*

Patients seen in 24 months	Total	Change since previous quarter
Quarter ending September 2017	7,566	
Quarter ending December 2017	7,557	→
Quarter ending March 2018	7,434	↓
Quarter ending June 2018	7,367	→
Quarter ending September 2018	7,401	→
Variance since September 2017	(2.2%)	↓



ACTIVITY

Cumulative percentage of contracted UDA delivered 2018 & 2019



Month	Adjusted Scheduled Activity (UDA)	
	2018	2019
April	754	863
May	2,430	2,623
June	3,675	3,765
July	5,747	5,652
August	7,331	6,870
September	8,820	8,178
October	10,700	
November	12,423	
December	14,053	
January	15,074	
February	16,700	
March	17,908	
April	18,386	
May	18,385	
June	18,385	

QUALITY

	Quantity	Base Number	Contract	AT	Region	England
% of FP17s for the same patient ID Re-attending within 3 months - Children	71	1,429	5.0%	9.9%	11.4%	11.6%
% of FP17s for the same patient ID Re-attending within 3 months - Adults	247	3,527	7.0%	13.8%	15.0%	15.5%
% of FP17s for the same patient ID Re-attending between 3 & 9 months - Children	925	1,429	64.7%	61.9%	59.9%	58.8%
% of FP17s for the same patient ID Re-attending between 3 & 9 months - Adults	2,147	3,527	60.9%	55.1%	52.0%	51.1%
% of FP17s for Band 1 Urgent Courses	137	4,707	2.9%	6.9%	8.0%	9.0%
% of FP17s Relating to Free Repair or Replacements	50	4,707	1.1%	0.8%	0.8%	0.8%
% of FP17s Relating to Continuations	50	4,707	1.1%	1.1%	0.9%	0.9%
% of Patients satisfied with the dentistry they have received	2	2	N/A	93.0%	93.5%	93.3%
% of Patients satisfied with the time they had to wait for an appointment	2	2	N/A	88.5%	89.1%	88.9%

* This is based on patients treated on this contract for their most recent course of treatment. Figures in italics indicate the base number of FP17s or Patient Questionnaire responses are less than 100. N/A is shown where the base number of responses is less than 10 during the period. % is calculated as Quantity/Base number*100

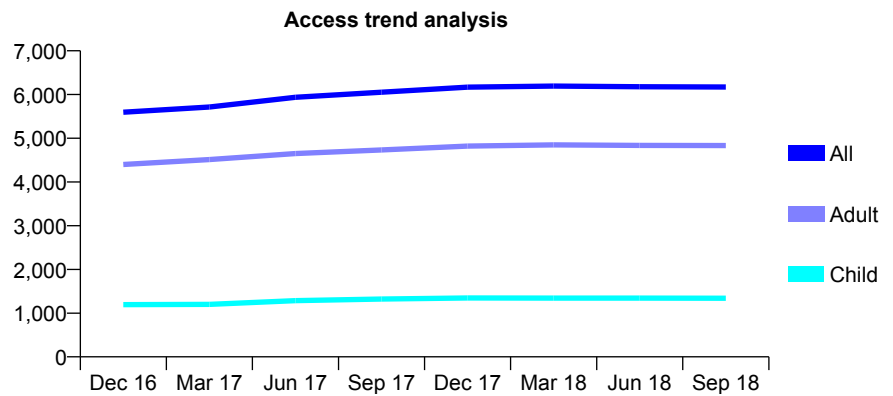
Q55 - Vital Signs At a Glance Contract Report for 193917/0001 - September 2018

Name or company name	Hall & Purchase Dental Surgery
Contract type name	GDS Contract
Purpose of contract	General
Contract start date	01/02/2011
Contract end date	

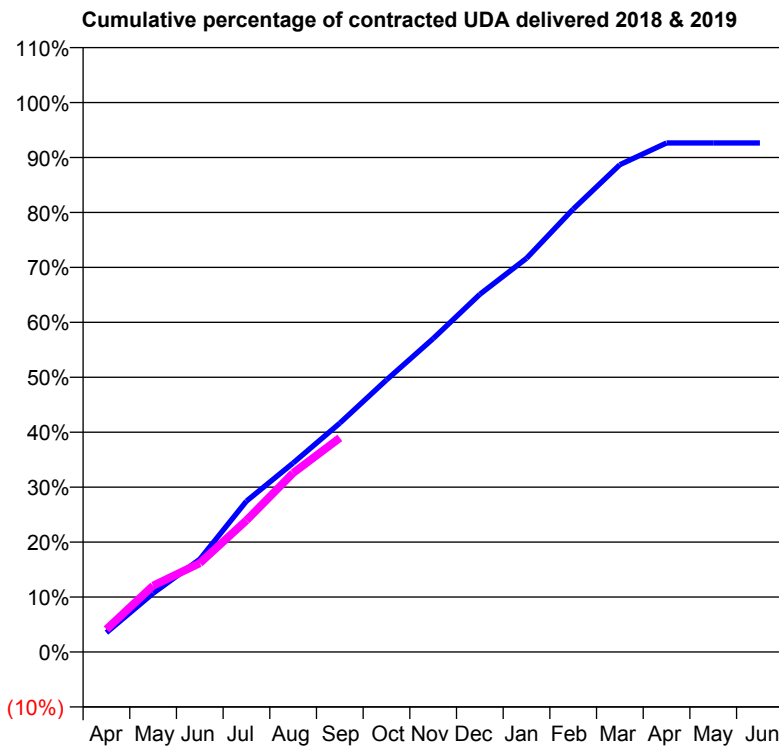
18/19 Contracted general activity (UDA)	16,000
Carry forward general activity (UDA)	0
18/19 Contracted orthodontic activity (UOA)	0
Carry forward orthodontic activity (UOA)	0
Baseline contract value	£424,212.08

ACCESS*

Patients seen in 24 months	Total	Change since previous quarter
Quarter ending September 2017	6,053	
Quarter ending December 2017	6,169	→
Quarter ending March 2018	6,193	→
Quarter ending June 2018	6,178	→
Quarter ending September 2018	6,171	→
Variance since September 2017	1.9%	→



ACTIVITY



Month	Adjusted Scheduled Activity (UDA)	
	2018	2019
April	567	660
May	1,709	1,932
June	2,699	2,589
July	4,394	3,834
August	5,502	5,212
September	6,663	6,232
October	7,924	
November	9,126	
December	10,414	
January	11,465	
February	12,897	
March	14,191	
April	14,823	
May	14,821	
June	14,822	

QUALITY

	Quantity	Base Number	Contract	AT	Region	England
% of FP17s for the same patient ID Re-attending within 3 months - Children	83	1,027	8.1%	9.9%	11.4%	11.6%
% of FP17s for the same patient ID Re-attending within 3 months - Adults	570	3,241	17.6%	13.8%	15.0%	15.5%
% of FP17s for the same patient ID Re-attending between 3 & 9 months - Children	685	1,027	66.7%	61.9%	59.9%	58.8%
% of FP17s for the same patient ID Re-attending between 3 & 9 months - Adults	1,638	3,241	50.5%	55.1%	52.0%	51.1%
% of FP17s for Band 1 Urgent Courses	432	3,938	11.0%	6.9%	8.0%	9.0%
% of FP17s Relating to Free Repair or Replacements	11	3,938	0.3%	0.8%	0.8%	0.8%
% of FP17s Relating to Continuations	48	3,938	1.2%	1.1%	0.9%	0.9%
% of Patients satisfied with the dentistry they have received	2	3	N/A	93.0%	93.5%	93.3%
% of Patients satisfied with the time they had to wait for an appointment	2	3	N/A	88.5%	89.1%	88.9%

* This is based on patients treated on this contract for their most recent course of treatment. Figures in italics indicate the base number of FP17s or Patient Questionnaire responses are less than 100. N/A is shown where the base number of responses is less than 10 during the period. % is calculated as Quantity/Base number*100

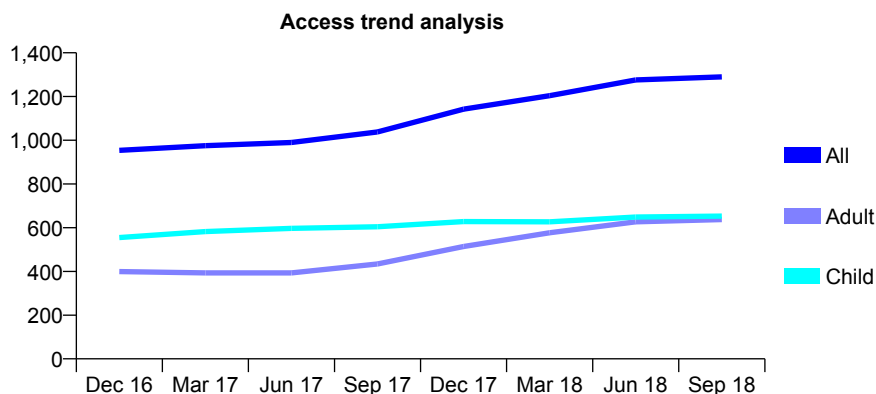
Q55 - Vital Signs At a Glance Contract Report for 197505/0001 - September 2018

Name or company name	Bridgford Dental Practice
Contract type name	GDS Contract
Purpose of contract	General
Contract start date	01/04/2013
Contract end date	

18/19 Contracted general activity (UDA)	3,081
Carry forward general activity (UDA)	0
18/19 Contracted orthodontic activity (UOA)	0
Carry forward orthodontic activity (UOA)	0
Baseline contract value	£75,476.26

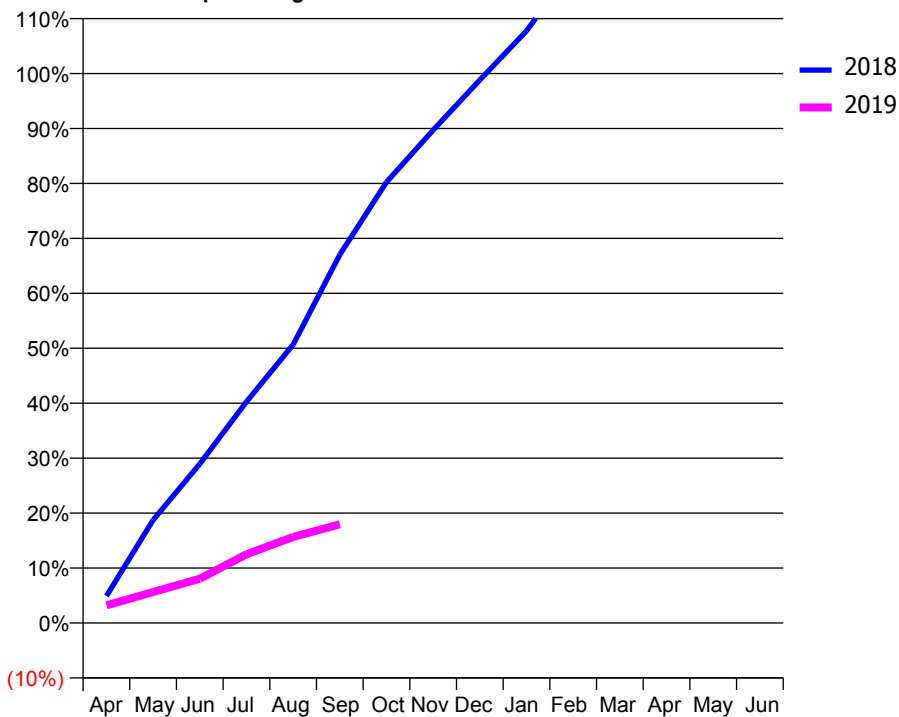
ACCESS*

Patients seen in 24 months	Total	Change since previous quarter
Quarter ending September 2017	1,038	
Quarter ending December 2017	1,142	↑
Quarter ending March 2018	1,204	↑
Quarter ending June 2018	1,276	↑
Quarter ending September 2018	1,290	→
Variance since September 2017	24.3%	↑



ACTIVITY

Cumulative percentage of contracted UDA delivered 2018 & 2019



Adjusted Scheduled Activity (UDA)

Month	2018	2019
April	53	99
May	203	174
June	313	249
July	435	385
August	548	483
September	725	554
October	867	
November	970	
December	1,068	
January	1,165	
February	1,289	
March	1,396	
April	1,545	
May	1,546	
June	1,546	

QUALITY

	Quantity	Base Number	Contract	AT	Region	England
% of FP17s for the same patient ID Re-attending within 3 months - Children	32	456	7.0%	9.9%	11.4%	11.6%
% of FP17s for the same patient ID Re-attending within 3 months - Adults	58	481	12.1%	13.8%	15.0%	15.5%
% of FP17s for the same patient ID Re-attending between 3 & 9 months - Children	258	456	56.6%	61.9%	59.9%	58.8%
% of FP17s for the same patient ID Re-attending between 3 & 9 months - Adults	223	481	46.4%	55.1%	52.0%	51.1%
% of FP17s for Band 1 Urgent Courses	25	354	7.1%	6.9%	8.0%	9.0%
% of FP17s Relating to Free Repair or Replacements	3	354	0.8%	0.8%	0.8%	0.8%
% of FP17s Relating to Continuations	0	354	0.0%	1.1%	0.9%	0.9%
% of Patients satisfied with the dentistry they have received	0	0	N/A	93.0%	93.5%	93.3%
% of Patients satisfied with the time they had to wait for an appointment	0	0	N/A	88.5%	89.1%	88.9%

* This is based on patients treated on this contract for their most recent course of treatment. Figures in italics indicate the base number of FP17s or Patient Questionnaire responses are less than 100. N/A is shown where the base number of responses is less than 10 during the period. % is calculated as Quantity/Base number*100

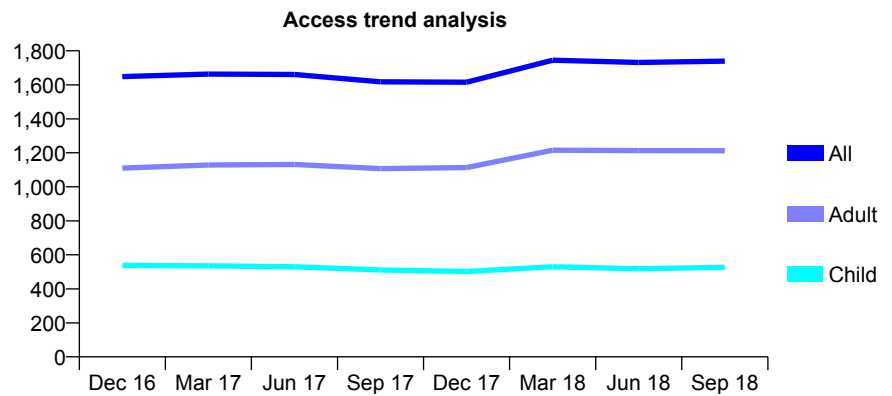
Q55 - Vital Signs At a Glance Contract Report for 197572/0001 - September 2018

Name or company name	Buxton Dental Practice
Contract type name	GDS Contract
Purpose of contract	General and Orthodontic
Contract start date	08/11/2012
Contract end date	

18/19 Contracted general activity (UDA)	4,594
Carry forward general activity (UDA)	0
18/19 Contracted orthodontic activity (UOA)	167
Carry forward orthodontic activity (UOA)	0
Baseline contract value	£126,392.13

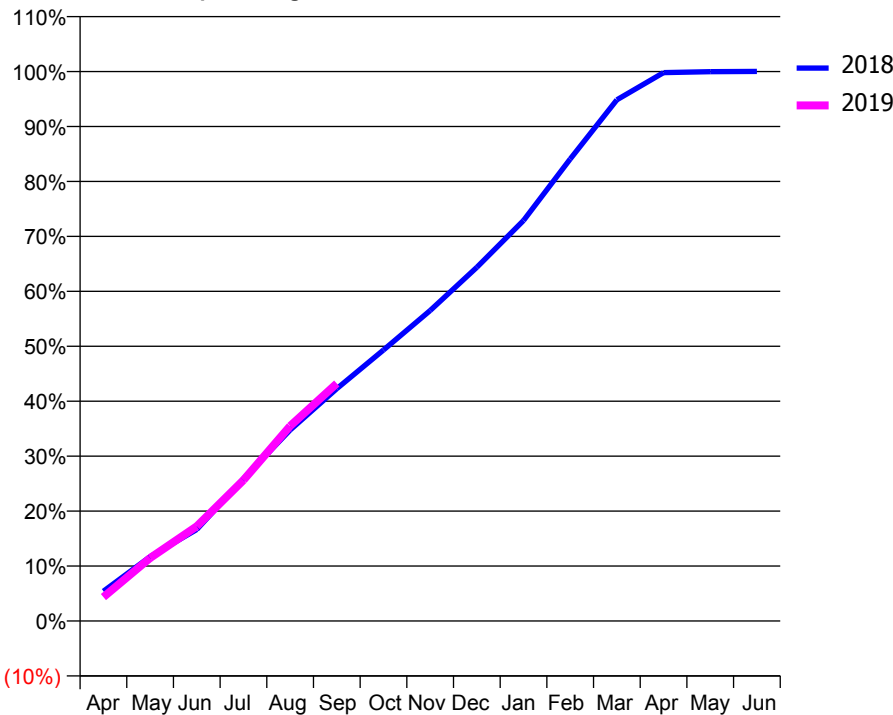
ACCESS*

Patients seen in 24 months	Total	Change since previous quarter
Quarter ending September 2017	1,618	
Quarter ending December 2017	1,615	→
Quarter ending March 2018	1,745	↑
Quarter ending June 2018	1,731	→
Quarter ending September 2018	1,739	→
Variance since September 2017	7.5%	↑



ACTIVITY

Cumulative percentage of contracted UDA delivered 2018 & 2019



Month	Adjusted Scheduled Activity (UDA)	
	2018	2019
April	249	201
May	538	527
June	766	792
July	1,189	1,177
August	1,597	1,630
September	1,942	1,987
October	2,265	
November	2,596	
December	2,958	
January	3,348	
February	3,862	
March	4,357	
April	4,585	
May	4,592	
June	4,595	

QUALITY

	Quantity	Base Number	Contract	AT	Region	England
% of FP17s for the same patient ID Re-attending within 3 months - Children	44	437	10.1%	9.9%	11.4%	11.6%
% of FP17s for the same patient ID Re-attending within 3 months - Adults	101	822	12.3%	13.8%	15.0%	15.5%
% of FP17s for the same patient ID Re-attending between 3 & 9 months - Children	295	437	67.5%	61.9%	59.9%	58.8%
% of FP17s for the same patient ID Re-attending between 3 & 9 months - Adults	508	822	61.8%	55.1%	52.0%	51.1%
% of FP17s for Band 1 Urgent Courses	108	1,138	9.5%	6.9%	8.0%	9.0%
% of FP17s Relating to Free Repair or Replacements	2	1,138	0.2%	0.8%	0.8%	0.8%
% of FP17s Relating to Continuations	5	1,138	0.4%	1.1%	0.9%	0.9%
% of Patients satisfied with the dentistry they have received	1	1	N/A	93.0%	93.5%	93.3%
% of Patients satisfied with the time they had to wait for an appointment	1	1	N/A	88.5%	89.1%	88.9%

* This is based on patients treated on this contract for their most recent course of treatment. Figures in italics indicate the base number of FP17s or Patient Questionnaire responses are less than 100. N/A is shown where the base number of responses is less than 10 during the period. % is calculated as Quantity/Base number*100

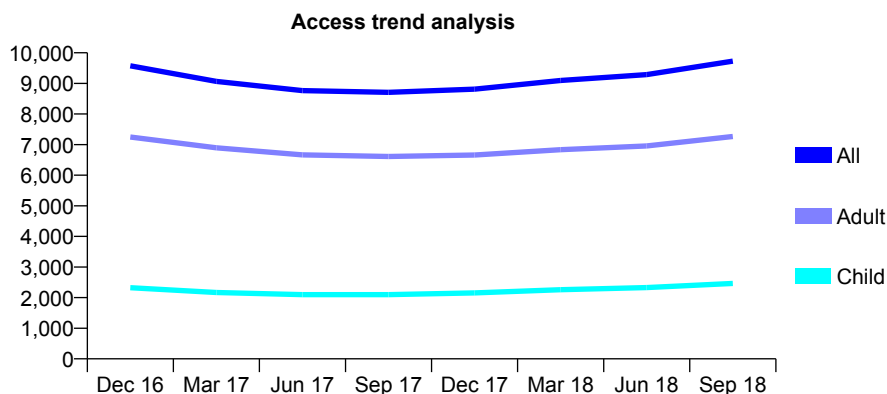
Q55 - Vital Signs At a Glance Contract Report for 198145/0001 - September 2018

Name or company name	The Manor Surgery Limited
Contract type name	GDS Contract
Purpose of contract	General
Contract start date	01/10/2007
Contract end date	

18/19 Contracted general activity (UDA)	35,010
Carry forward general activity (UDA)	0
18/19 Contracted orthodontic activity (UOA)	0
Carry forward orthodontic activity (UOA)	0
Baseline contract value	£877,291.75

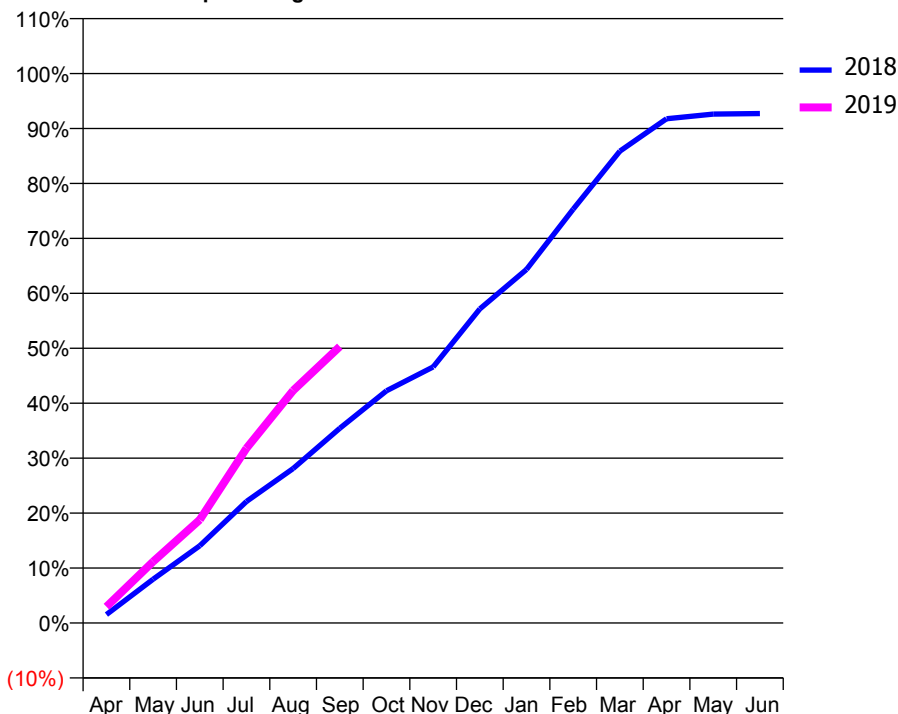
ACCESS*

Patients seen in 24 months	Total	Change since previous quarter
Quarter ending September 2017	8,710	
Quarter ending December 2017	8,814	→
Quarter ending March 2018	9,096	↑
Quarter ending June 2018	9,289	↑
Quarter ending September 2018	9,728	↑
Variance since September 2017	11.7%	↑



ACTIVITY

Cumulative percentage of contracted UDA delivered 2018 & 2019



Month	Adjusted Scheduled Activity (UDA)	
	2018	2019
April	543	1,040
May	2,794	3,911
June	4,922	6,583
July	7,744	11,135
August	9,847	14,812
September	12,407	17,616
October	14,795	
November	16,319	
December	20,016	
January	22,527	
February	26,370	
March	30,060	
April	32,131	
May	32,423	
June	32,460	

QUALITY

	Quantity	Base Number	Contract	AT	Region	England
% of FP17s for the same patient ID Re-attending within 3 months - Children	202	2,019	10.0%	9.9%	11.4%	11.6%
% of FP17s for the same patient ID Re-attending within 3 months - Adults	1,137	6,406	17.7%	13.8%	15.0%	15.5%
% of FP17s for the same patient ID Re-attending between 3 & 9 months - Children	1,006	2,019	49.8%	61.9%	59.9%	58.8%
% of FP17s for the same patient ID Re-attending between 3 & 9 months - Adults	3,302	6,406	51.5%	55.1%	52.0%	51.1%
% of FP17s for Band 1 Urgent Courses	605	7,592	8.0%	6.9%	8.0%	9.0%
% of FP17s Relating to Free Repair or Replacements	76	7,592	1.0%	0.8%	0.8%	0.8%
% of FP17s Relating to Continuations	190	7,592	2.5%	1.1%	0.9%	0.9%
% of Patients satisfied with the dentistry they have received	4	4	N/A	93.0%	93.5%	93.3%
% of Patients satisfied with the time they had to wait for an appointment	4	4	N/A	88.5%	89.1%	88.9%

* This is based on patients treated on this contract for their most recent course of treatment. Figures in italics indicate the base number of FP17s or Patient Questionnaire responses are less than 100. N/A is shown where the base number of responses is less than 10 during the period. % is calculated as Quantity/Base number*100

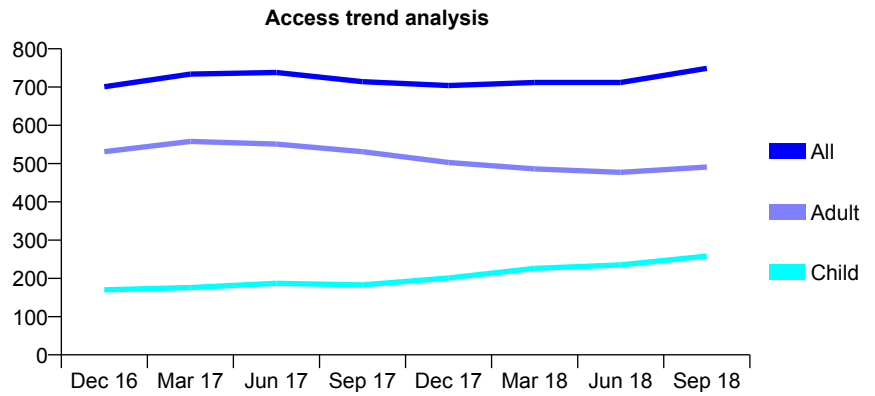
Q55 - Vital Signs At a Glance Contract Report for 219029/0003 - September 2018

Name or company name	MR A MARSHALL
Contract type name	GDS Contract
Purpose of contract	General
Contract start date	02/03/2009
Contract end date	

18/19 Contracted general activity (UDA)	1,698
Carry forward general activity (UDA)	0
18/19 Contracted orthodontic activity (UOA)	0
Carry forward orthodontic activity (UOA)	0
Baseline contract value	£43,814.46

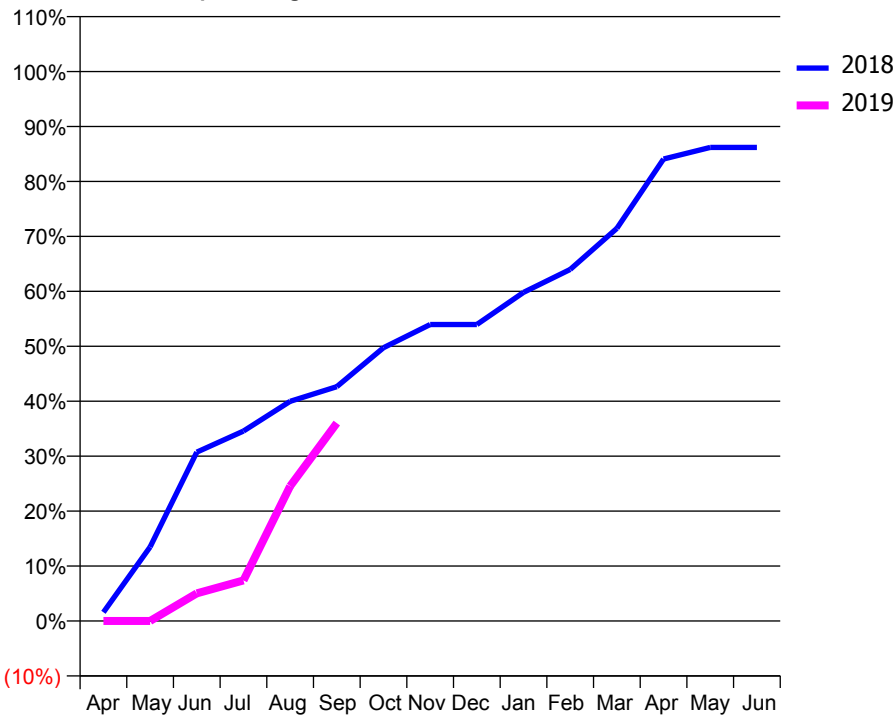
ACCESS*

Patients seen in 24 months	Total	Change since previous quarter
Quarter ending September 2017	714	
Quarter ending December 2017	704	↓
Quarter ending March 2018	712	→
Quarter ending June 2018	712	→
Quarter ending September 2018	749	↑
Variance since September 2017	4.9%	↑



ACTIVITY

Cumulative percentage of contracted UDA delivered 2018 & 2019



Month	Adjusted Scheduled Activity (UDA)	
	2018	2019
April	27	0
May	229	0
June	522	85
July	587	125
August	679	417
September	724	612
October	845	
November	916	
December	916	
January	1,016	
February	1,086	
March	1,213	
April	1,427	
May	1,464	
June	1,464	

QUALITY

	Quantity	Base Number	Contract	AT	Region	England
% of FP17s for the same patient ID Re-attending within 3 months - Children	22	242	9.1%	9.9%	11.4%	11.6%
% of FP17s for the same patient ID Re-attending within 3 months - Adults	18	254	7.1%	13.8%	15.0%	15.5%
% of FP17s for the same patient ID Re-attending between 3 & 9 months - Children	131	242	54.1%	61.9%	59.9%	58.8%
% of FP17s for the same patient ID Re-attending between 3 & 9 months - Adults	69	254	27.2%	55.1%	52.0%	51.1%
% of FP17s for Band 1 Urgent Courses	6	369	1.6%	6.9%	8.0%	9.0%
% of FP17s Relating to Free Repair or Replacements	1	369	0.3%	0.8%	0.8%	0.8%
% of FP17s Relating to Continuations	5	369	1.4%	1.1%	0.9%	0.9%
% of Patients satisfied with the dentistry they have received	0	0	N/A	93.0%	93.5%	93.3%
% of Patients satisfied with the time they had to wait for an appointment	0	0	N/A	88.5%	89.1%	88.9%

* This is based on patients treated on this contract for their most recent course of treatment. Figures in italics indicate the base number of FP17s or Patient Questionnaire responses are less than 100. N/A is shown where the base number of responses is less than 10 during the period. % is calculated as Quantity/Base number*100

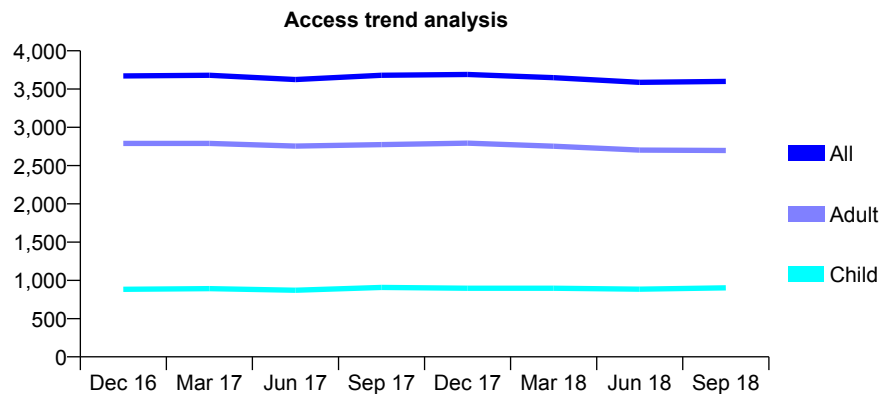
Q55 - Vital Signs At a Glance Contract Report for 219592/0001 - September 2018

Name or company name	MR M AFZAL
Contract type name	GDS Contract
Purpose of contract	General
Contract start date	01/04/2006
Contract end date	

18/19 Contracted general activity (UDA)	11,677
Carry forward general activity (UDA)	0
18/19 Contracted orthodontic activity (UOA)	0
Carry forward orthodontic activity (UOA)	0
Baseline contract value	£252,416.35

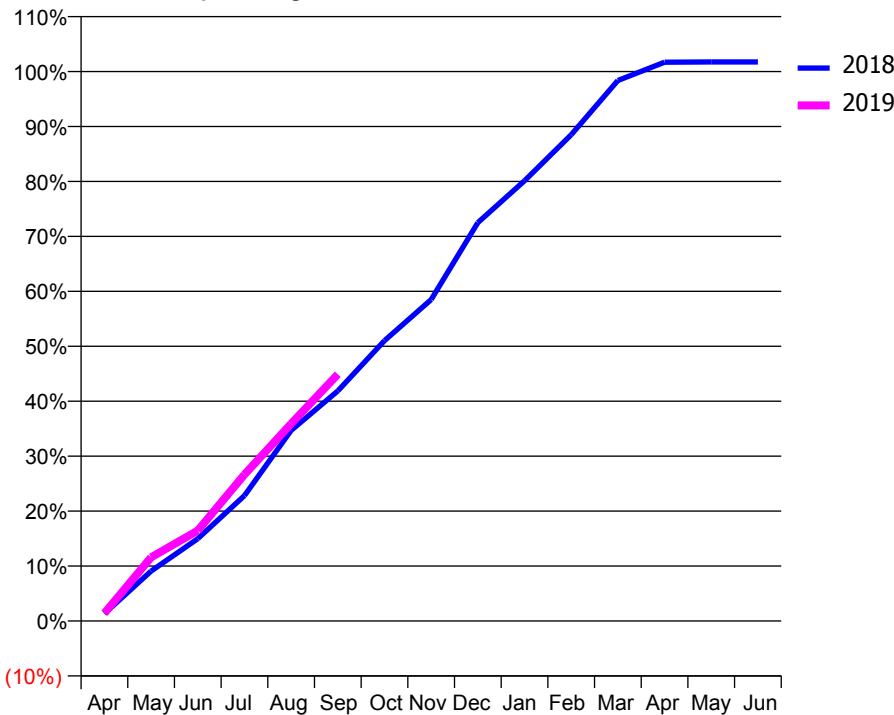
ACCESS*

Patients seen in 24 months	Total	Change since previous quarter
Quarter ending September 2017	3,680	
Quarter ending December 2017	3,690	→
Quarter ending March 2018	3,649	↓
Quarter ending June 2018	3,588	↓
Quarter ending September 2018	3,600	→
Variance since September 2017	(2.2%)	↓



ACTIVITY

Cumulative percentage of contracted UDA delivered 2018 & 2019



Month	Adjusted Scheduled Activity (UDA)	
	2018	2019
April	158	165
May	1,060	1,352
June	1,751	1,922
July	2,666	3,113
August	4,052	4,192
September	4,891	5,243
October	5,958	
November	6,830	
December	8,465	
January	9,354	
February	10,334	
March	11,487	
April	11,873	
May	11,880	
June	11,880	

QUALITY

	Quantity	Base Number	Contract	AT	Region	England
% of FP17s for the same patient ID Re-attending within 3 months - Children	34	550	6.2%	9.9%	11.4%	11.6%
% of FP17s for the same patient ID Re-attending within 3 months - Adults	229	1,489	15.4%	13.8%	15.0%	15.5%
% of FP17s for the same patient ID Re-attending between 3 & 9 months - Children	231	550	42.0%	61.9%	59.9%	58.8%
% of FP17s for the same patient ID Re-attending between 3 & 9 months - Adults	653	1,489	43.9%	55.1%	52.0%	51.1%
% of FP17s for Band 1 Urgent Courses	56	1,884	3.0%	6.9%	8.0%	9.0%
% of FP17s Relating to Free Repair or Replacements	17	1,884	0.9%	0.8%	0.8%	0.8%
% of FP17s Relating to Continuations	70	1,884	3.7%	1.1%	0.9%	0.9%
% of Patients satisfied with the dentistry they have received	0	0	N/A	93.0%	93.5%	93.3%
% of Patients satisfied with the time they had to wait for an appointment	0	0	N/A	88.5%	89.1%	88.9%

* This is based on patients treated on this contract for their most recent course of treatment. Figures in italics indicate the base number of FP17s or Patient Questionnaire responses are less than 100. N/A is shown where the base number of responses is less than 10 during the period. % is calculated as Quantity/Base number*100

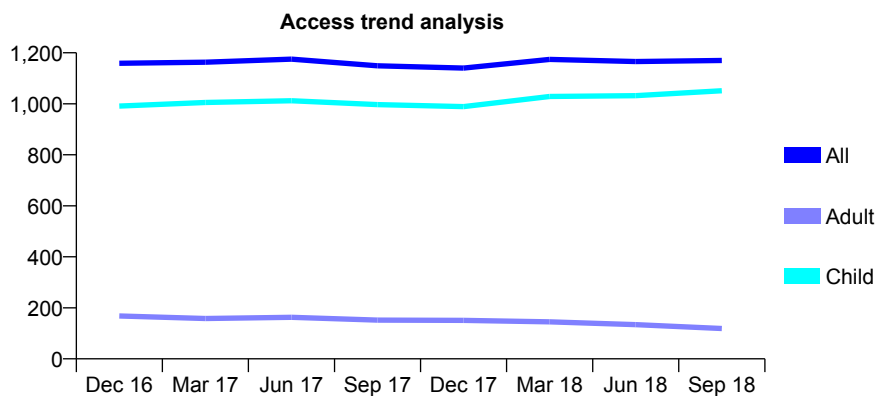
Q55 - Vital Signs At a Glance Contract Report for 222712/0001 - September 2018

Name or company name	MR CM KIRKPATRICK
Contract type name	GDS Contract
Purpose of contract	General
Contract start date	01/04/2006
Contract end date	

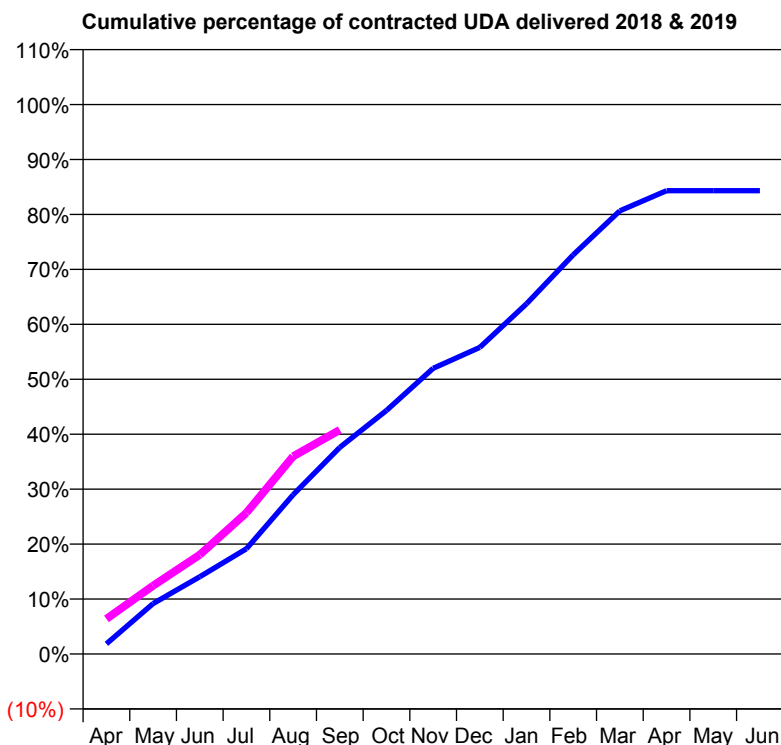
18/19 Contracted general activity (UDA)	3,289
Carry forward general activity (UDA)	0
18/19 Contracted orthodontic activity (UOA)	0
Carry forward orthodontic activity (UOA)	0
Baseline contract value	£82,972.31

ACCESS*

Patients seen in 24 months	Total	Change since previous quarter
Quarter ending September 2017	1,149	
Quarter ending December 2017	1,140	→
Quarter ending March 2018	1,174	↑
Quarter ending June 2018	1,166	→
Quarter ending September 2018	1,170	→
Variance since September 2017	1.8%	→



ACTIVITY



Month	Adjusted Scheduled Activity (UDA)	
	2018	2019
April	61	210
May	302	409
June	463	594
July	630	846
August	953	1,183
September	1,237	1,342
October	1,458	
November	1,710	
December	1,835	
January	2,096	
February	2,389	
March	2,653	
April	2,773	
May	2,773	
June	2,773	

QUALITY

	Quantity	Base Number	Contract	AT	Region	England
% of FP17s for the same patient ID Re-attending within 3 months - Children	57	930	6.1%	9.9%	11.4%	11.6%
% of FP17s for the same patient ID Re-attending within 3 months - Adults	3	34	8.8%	13.8%	15.0%	15.5%
% of FP17s for the same patient ID Re-attending between 3 & 9 months - Children	654	930	70.3%	61.9%	59.9%	58.8%
% of FP17s for the same patient ID Re-attending between 3 & 9 months - Adults	22	34	64.7%	55.1%	52.0%	51.1%
% of FP17s for Band 1 Urgent Courses	34	907	3.7%	6.9%	8.0%	9.0%
% of FP17s Relating to Free Repair or Replacements	0	907	0.0%	0.8%	0.8%	0.8%
% of FP17s Relating to Continuations	5	907	0.6%	1.1%	0.9%	0.9%
% of Patients satisfied with the dentistry they have received	0	0	N/A	93.0%	93.5%	93.3%
% of Patients satisfied with the time they had to wait for an appointment	0	0	N/A	88.5%	89.1%	88.9%

* This is based on patients treated on this contract for their most recent course of treatment. Figures in italics indicate the base number of FP17s or Patient Questionnaire responses are less than 100. N/A is shown where the base number of responses is less than 10 during the period. % is calculated as Quantity/Base number*100

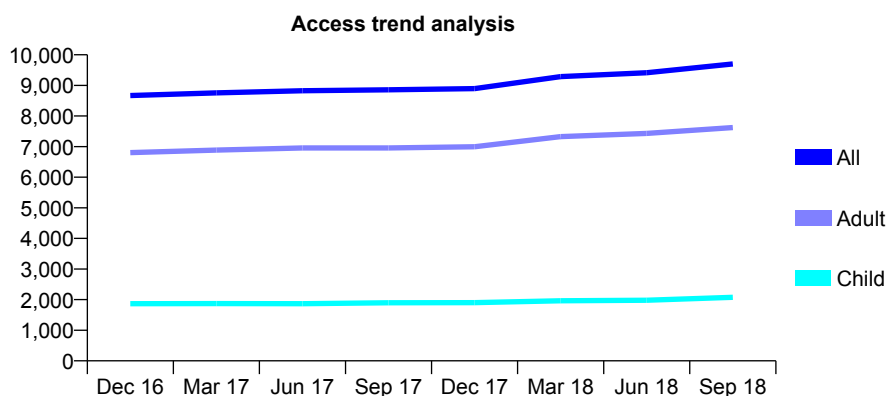
Q55 - Vital Signs At a Glance Contract Report for 231436/0002 - September 2018

Name or company name	MR JP GALE
Contract type name	GDS Contract
Purpose of contract	General
Contract start date	01/04/2006
Contract end date	

18/19 Contracted general activity (UDA)	29,829
Carry forward general activity (UDA)	0
18/19 Contracted orthodontic activity (UOA)	0
Carry forward orthodontic activity (UOA)	0
Baseline contract value	£710,510.34

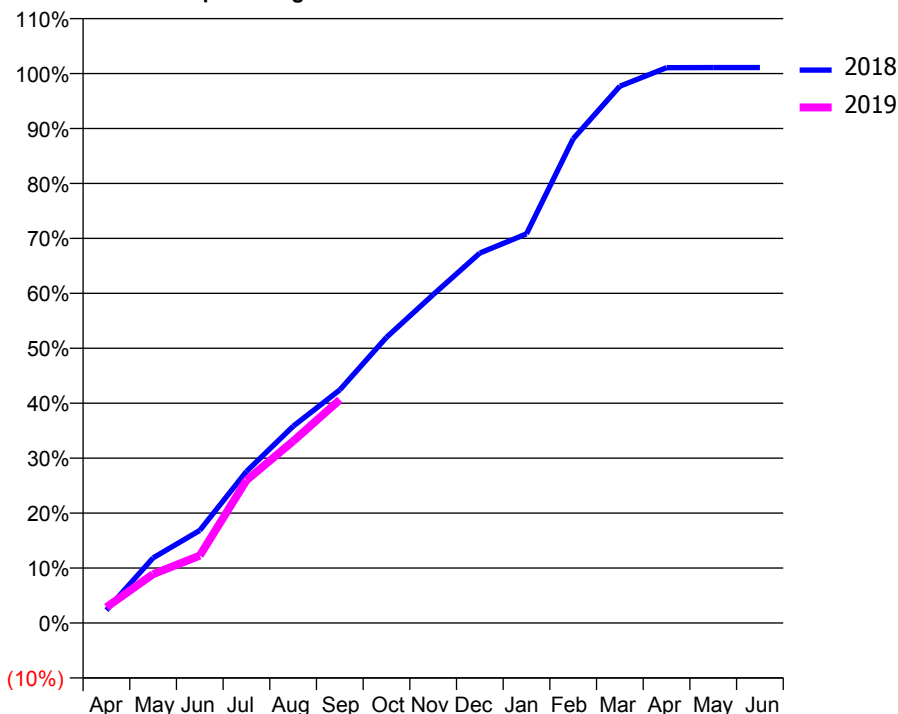
ACCESS*

Patients seen in 24 months	Total	Change since previous quarter
Quarter ending September 2017	8,856	
Quarter ending December 2017	8,896	→
Quarter ending March 2018	9,289	↑
Quarter ending June 2018	9,412	→
Quarter ending September 2018	9,700	↑
Variance since September 2017	9.5%	↑



ACTIVITY

Cumulative percentage of contracted UDA delivered 2018 & 2019



Adjusted Scheduled Activity (UDA)

Month	2018	2019
April	512	860
May	2,590	2,655
June	3,681	3,658
July	6,020	7,748
August	7,819	9,866
September	9,262	12,119
October	11,347	
November	13,042	
December	14,698	
January	15,459	
February	19,235	
March	21,324	
April	22,060	
May	22,068	
June	22,068	

QUALITY

	Quantity	Base Number	Contract	AT	Region	England
% of FP17s for the same patient ID Re-attending within 3 months - Children	97	1,809	5.4%	9.9%	11.4%	11.6%
% of FP17s for the same patient ID Re-attending within 3 months - Adults	665	6,230	10.7%	13.8%	15.0%	15.5%
% of FP17s for the same patient ID Re-attending between 3 & 9 months - Children	1,125	1,809	62.2%	61.9%	59.9%	58.8%
% of FP17s for the same patient ID Re-attending between 3 & 9 months - Adults	3,422	6,230	54.9%	55.1%	52.0%	51.1%
% of FP17s for Band 1 Urgent Courses	236	7,599	3.1%	6.9%	8.0%	9.0%
% of FP17s Relating to Free Repair or Replacements	100	7,599	1.3%	0.8%	0.8%	0.8%
% of FP17s Relating to Continuations	38	7,599	0.5%	1.1%	0.9%	0.9%
% of Patients satisfied with the dentistry they have received	5	5	N/A	93.0%	93.5%	93.3%
% of Patients satisfied with the time they had to wait for an appointment	5	5	N/A	88.5%	89.1%	88.9%

* This is based on patients treated on this contract for their most recent course of treatment. Figures in italics indicate the base number of FP17s or Patient Questionnaire responses are less than 100. N/A is shown where the base number of responses is less than 10 during the period. % is calculated as Quantity/Base number*100

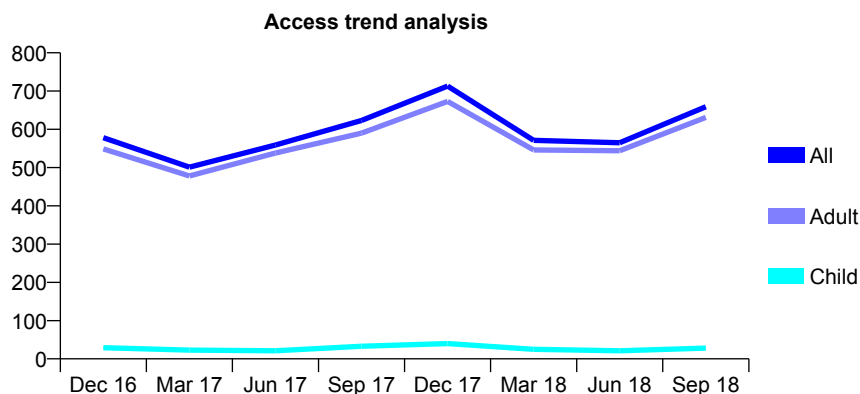
Q55 - Vital Signs At a Glance Contract Report for 231436/0003 - September 2018

Name or company name	MR JP GALE
Contract type name	GDS Contract
Purpose of contract	General
Contract start date	01/07/2008
Contract end date	

18/19 Contracted general activity (UDA)	2,150
Carry forward general activity (UDA)	0
18/19 Contracted orthodontic activity (UOA)	0
Carry forward orthodontic activity (UOA)	0
Baseline contract value	£81,796.36

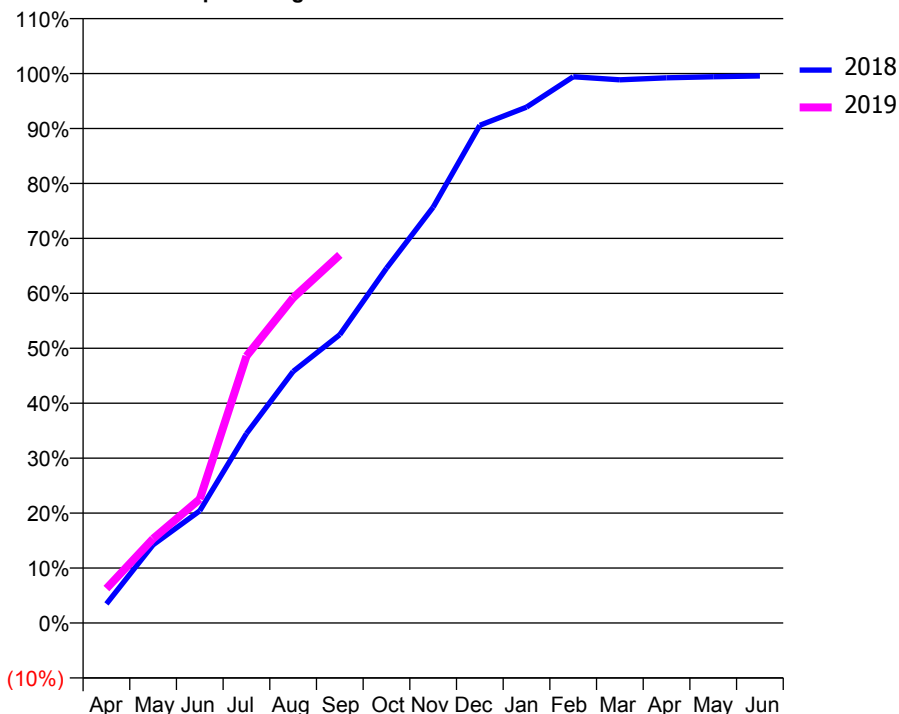
ACCESS*

Patients seen in 24 months	Total	Change since previous quarter
Quarter ending September 2017	623	
Quarter ending December 2017	713	↑
Quarter ending March 2018	571	↓
Quarter ending June 2018	565	↓
Quarter ending September 2018	659	↑
Variance since September 2017	5.8%	↑



ACTIVITY

Cumulative percentage of contracted UDA delivered 2018 & 2019



Month	Adjusted Scheduled Activity (UDA)	
	2018	2019
April	75	135
May	306	330
June	439	485
July	741	1,044
August	984	1,272
September	1,128	1,440
October	1,388	
November	1,627	
December	1,947	
January	2,018	
February	2,137	
March	2,125	
April	2,133	
May	2,137	
June	2,140	

QUALITY

	Quantity	Base Number	Contract	AT	Region	England
% of FP17s for the same patient ID Re-attending within 3 months - Children	0	25	0.0%	9.9%	11.4%	11.6%
% of FP17s for the same patient ID Re-attending within 3 months - Adults	4	408	1.0%	13.8%	15.0%	15.5%
% of FP17s for the same patient ID Re-attending between 3 & 9 months - Children	0	25	0.0%	61.9%	59.9%	58.8%
% of FP17s for the same patient ID Re-attending between 3 & 9 months - Adults	6	408	1.5%	55.1%	52.0%	51.1%
% of FP17s for Band 1 Urgent Courses	2	426	0.5%	6.9%	8.0%	9.0%
% of FP17s Relating to Free Repair or Replacements	0	426	0.0%	0.8%	0.8%	0.8%
% of FP17s Relating to Continuations	4	426	0.9%	1.1%	0.9%	0.9%
% of Patients satisfied with the dentistry they have received	0	0	N/A	93.0%	93.5%	93.3%
% of Patients satisfied with the time they had to wait for an appointment	0	0	N/A	88.5%	89.1%	88.9%

* This is based on patients treated on this contract for their most recent course of treatment. Figures in italics indicate the base number of FP17s or Patient Questionnaire responses are less than 100. N/A is shown where the base number of responses is less than 10 during the period. % is calculated as Quantity/Base number*100

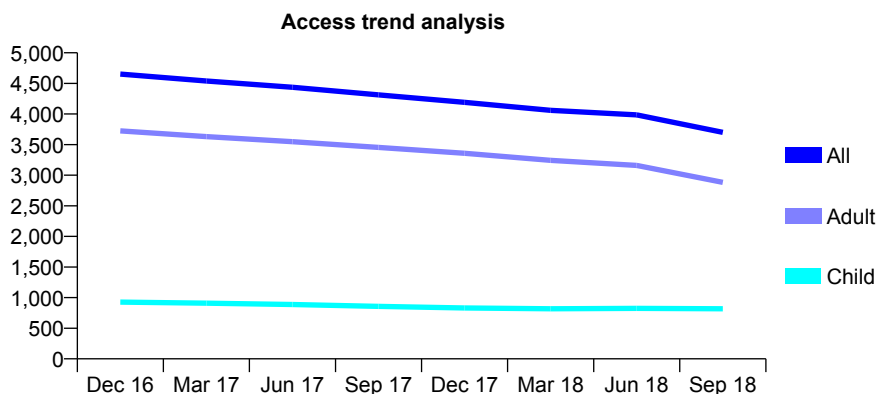
Q55 - Vital Signs At a Glance Contract Report for 244007/0001 - September 2018

Name or company name	MR DK JAIRATH
Contract type name	GDS Contract
Purpose of contract	General
Contract start date	01/04/2006
Contract end date	

18/19 Contracted general activity (UDA)	12,965
Carry forward general activity (UDA)	0
18/19 Contracted orthodontic activity (UOA)	0
Carry forward orthodontic activity (UOA)	0
Baseline contract value	£279,644.28

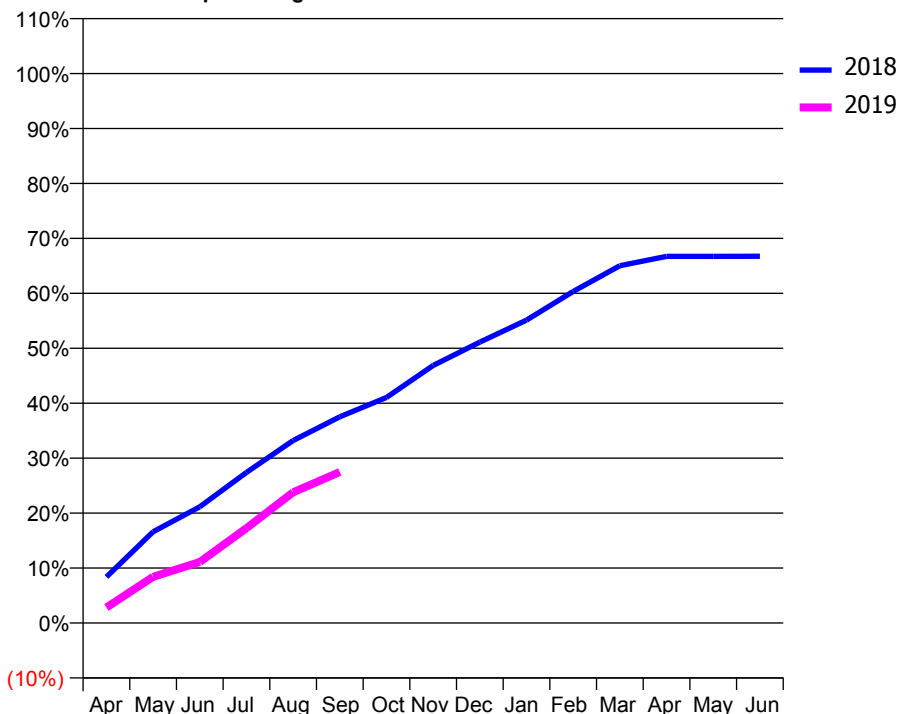
ACCESS*

Patients seen in 24 months	Total	Change since previous quarter
Quarter ending September 2017	4,312	
Quarter ending December 2017	4,190	↓
Quarter ending March 2018	4,060	↓
Quarter ending June 2018	3,985	↓
Quarter ending September 2018	3,700	↓
Variance since September 2017	(14.2%)	↓



ACTIVITY

Cumulative percentage of contracted UDA delivered 2018 & 2019



Adjusted Scheduled Activity (UDA)

Month	2018	2019
April	1,088	365
May	2,154	1,089
June	2,742	1,440
July	3,555	2,240
August	4,307	3,085
September	4,864	3,564
October	5,322	
November	6,076	
December	6,627	
January	7,148	
February	7,824	
March	8,429	
April	8,651	
May	8,652	
June	8,654	

QUALITY

	Quantity	Base Number	Contract	AT	Region	England
% of FP17s for the same patient ID Re-attending within 3 months - Children	64	754	8.5%	9.9%	11.4%	11.6%
% of FP17s for the same patient ID Re-attending within 3 months - Adults	143	1,199	11.9%	13.8%	15.0%	15.5%
% of FP17s for the same patient ID Re-attending between 3 & 9 months - Children	554	754	73.5%	61.9%	59.9%	58.8%
% of FP17s for the same patient ID Re-attending between 3 & 9 months - Adults	786	1,199	65.6%	55.1%	52.0%	51.1%
% of FP17s for Band 1 Urgent Courses	64	1,829	3.5%	6.9%	8.0%	9.0%
% of FP17s Relating to Free Repair or Replacements	30	1,829	1.6%	0.8%	0.8%	0.8%
% of FP17s Relating to Continuations	6	1,829	0.3%	1.1%	0.9%	0.9%
% of Patients satisfied with the dentistry they have received	1	1	N/A	93.0%	93.5%	93.3%
% of Patients satisfied with the time they had to wait for an appointment	1	1	N/A	88.5%	89.1%	88.9%

* This is based on patients treated on this contract for their most recent course of treatment. Figures in italics indicate the base number of FP17s or Patient Questionnaire responses are less than 100. N/A is shown where the base number of responses is less than 10 during the period. % is calculated as Quantity/Base number*100

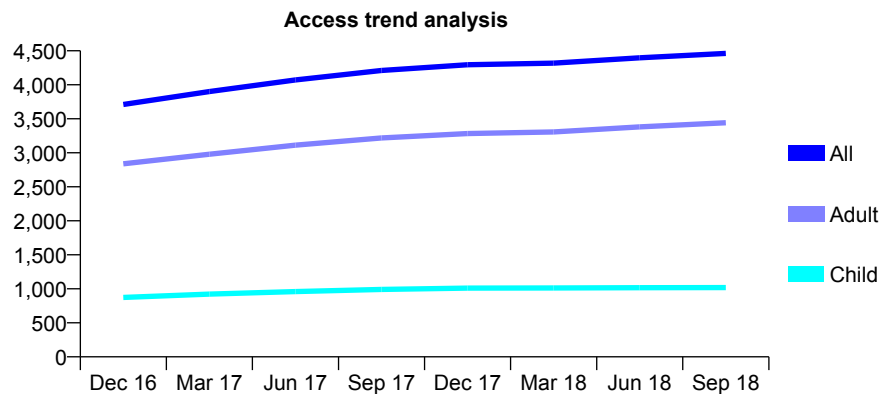
Q55 - Vital Signs At a Glance Contract Report for 245410/0001 - September 2018

Name or company name	MR AK CHAND
Contract type name	GDS Contract
Purpose of contract	General
Contract start date	01/04/2006
Contract end date	

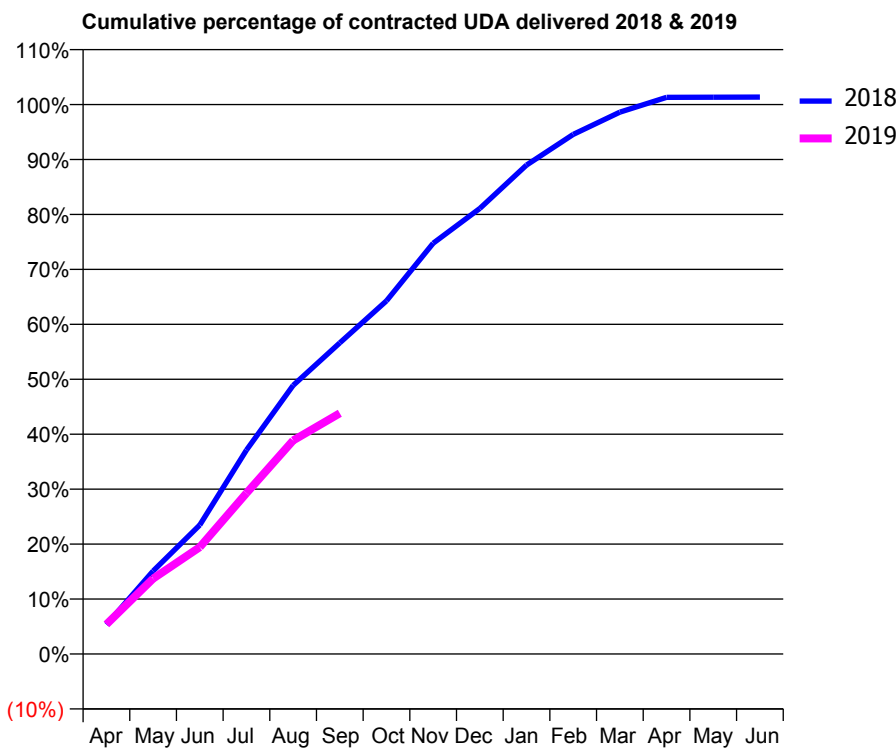
18/19 Contracted general activity (UDA)	13,120
Carry forward general activity (UDA)	0
18/19 Contracted orthodontic activity (UOA)	0
Carry forward orthodontic activity (UOA)	0
Baseline contract value	£325,479.07

ACCESS*

Patients seen in 24 months	Total	Change since previous quarter
Quarter ending September 2017	4,211	
Quarter ending December 2017	4,295	→
Quarter ending March 2018	4,319	→
Quarter ending June 2018	4,398	→
Quarter ending September 2018	4,461	→
Variance since September 2017	5.9%	↑



ACTIVITY



Month	Adjusted Scheduled Activity (UDA)	
	2018	2019
April	540	708
May	1,530	1,802
June	2,375	2,551
July	3,756	3,842
August	4,947	5,100
September	5,731	5,749
October	6,504	
November	7,564	
December	8,206	
January	9,004	
February	9,570	
March	9,979	
April	10,251	
May	10,255	
June	10,257	

QUALITY

	Quantity	Base Number	Contract	AT	Region	England
% of FP17s for the same patient ID Re-attending within 3 months - Children	30	852	3.5%	9.9%	11.4%	11.6%
% of FP17s for the same patient ID Re-attending within 3 months - Adults	247	3,211	7.7%	13.8%	15.0%	15.5%
% of FP17s for the same patient ID Re-attending between 3 & 9 months - Children	573	852	67.3%	61.9%	59.9%	58.8%
% of FP17s for the same patient ID Re-attending between 3 & 9 months - Adults	2,089	3,211	65.1%	55.1%	52.0%	51.1%
% of FP17s for Band 1 Urgent Courses	131	3,534	3.7%	6.9%	8.0%	9.0%
% of FP17s Relating to Free Repair or Replacements	30	3,534	0.8%	0.8%	0.8%	0.8%
% of FP17s Relating to Continuations	21	3,534	0.6%	1.1%	0.9%	0.9%
% of Patients satisfied with the dentistry they have received	9	9	N/A	93.0%	93.5%	93.3%
% of Patients satisfied with the time they had to wait for an appointment	9	9	N/A	88.5%	89.1%	88.9%

* This is based on patients treated on this contract for their most recent course of treatment. Figures in italics indicate the base number of FP17s or Patient Questionnaire responses are less than 100. N/A is shown where the base number of responses is less than 10 during the period. % is calculated as Quantity/Base number*100

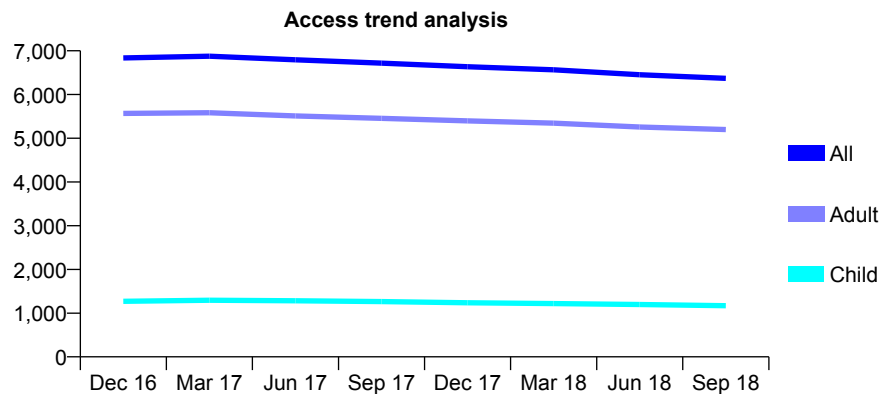
Q55 - Vital Signs At a Glance Contract Report for 256595/0001 - September 2018

Name or company name	MISS NL STEVENS
Contract type name	GDS Contract
Purpose of contract	General
Contract start date	26/11/2009
Contract end date	

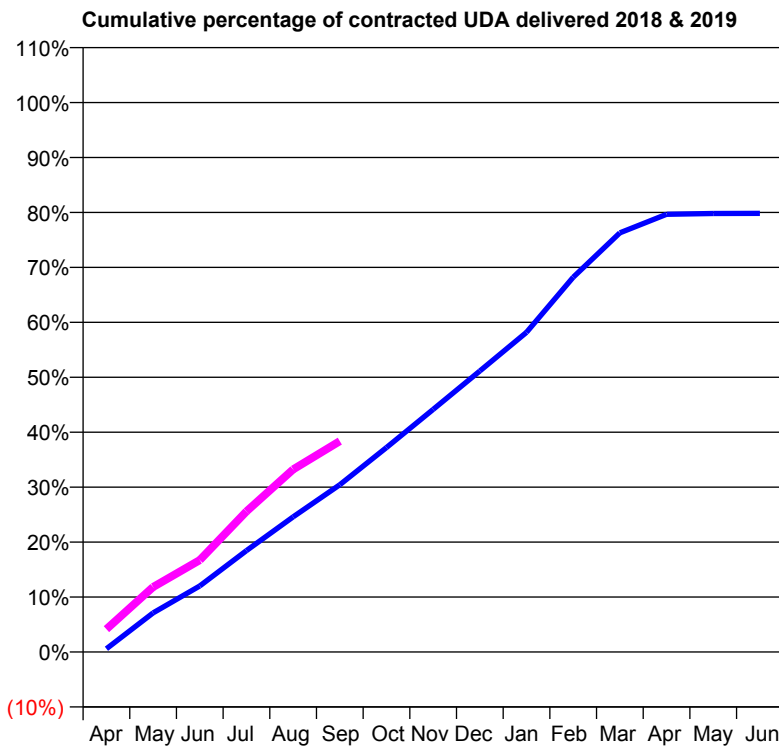
18/19 Contracted general activity (UDA)	22,639
Carry forward general activity (UDA)	0
18/19 Contracted orthodontic activity (UOA)	0
Carry forward orthodontic activity (UOA)	0
Baseline contract value	£519,699.01

ACCESS*

Patients seen in 24 months	Total	Change since previous quarter
Quarter ending September 2017	6,718	
Quarter ending December 2017	6,636	↓
Quarter ending March 2018	6,565	↓
Quarter ending June 2018	6,454	↓
Quarter ending September 2018	6,369	↓
Variance since September 2017	(5.2%)	↓



ACTIVITY



Adjusted Scheduled Activity (UDA)		
Month	2018	2019
April	134	945
May	1,611	2,678
June	2,722	3,790
July	4,176	5,792
August	5,569	7,524
September	6,893	8,687
October	8,423	
November	9,995	
December	11,576	
January	13,173	
February	15,439	
March	17,268	
April	18,034	
May	18,068	
June	18,071	

QUALITY

	Quantity	Base Number	Contract	AT	Region	England
% of FP17s for the same patient ID Re-attending within 3 months - Children	50	975	5.1%	9.9%	11.4%	11.6%
% of FP17s for the same patient ID Re-attending within 3 months - Adults	489	3,870	12.6%	13.8%	15.0%	15.5%
% of FP17s for the same patient ID Re-attending between 3 & 9 months - Children	696	975	71.4%	61.9%	59.9%	58.8%
% of FP17s for the same patient ID Re-attending between 3 & 9 months - Adults	2,277	3,870	58.8%	55.1%	52.0%	51.1%
% of FP17s for Band 1 Urgent Courses	165	4,505	3.7%	6.9%	8.0%	9.0%
% of FP17s Relating to Free Repair or Replacements	52	4,505	1.2%	0.8%	0.8%	0.8%
% of FP17s Relating to Continuations	102	4,505	2.3%	1.1%	0.9%	0.9%
% of Patients satisfied with the dentistry they have received	6	6	N/A	93.0%	93.5%	93.3%
% of Patients satisfied with the time they had to wait for an appointment	6	6	N/A	88.5%	89.1%	88.9%

* This is based on patients treated on this contract for their most recent course of treatment. Figures in italics indicate the base number of FP17s or Patient Questionnaire responses are less than 100. N/A is shown where the base number of responses is less than 10 during the period. % is calculated as Quantity/Base number*100

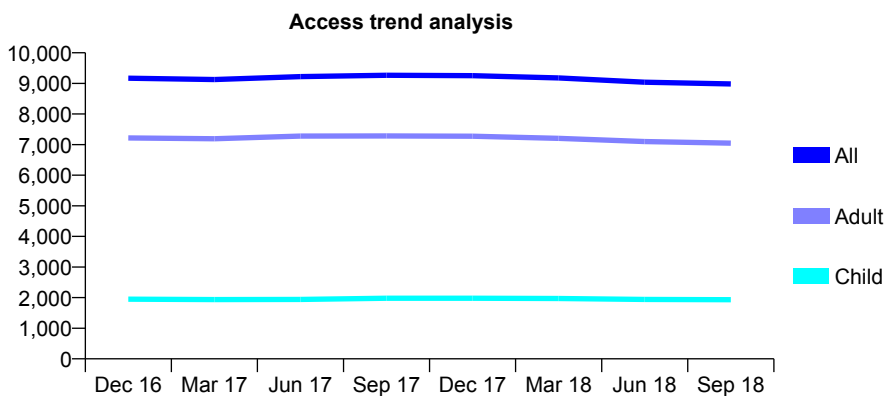
Q55 - Vital Signs At a Glance Contract Report for 269891/0001 - September 2018

Name or company name	Westdale Dental
Contract type name	GDS Contract
Purpose of contract	General and Orthodontic
Contract start date	01/04/2008
Contract end date	

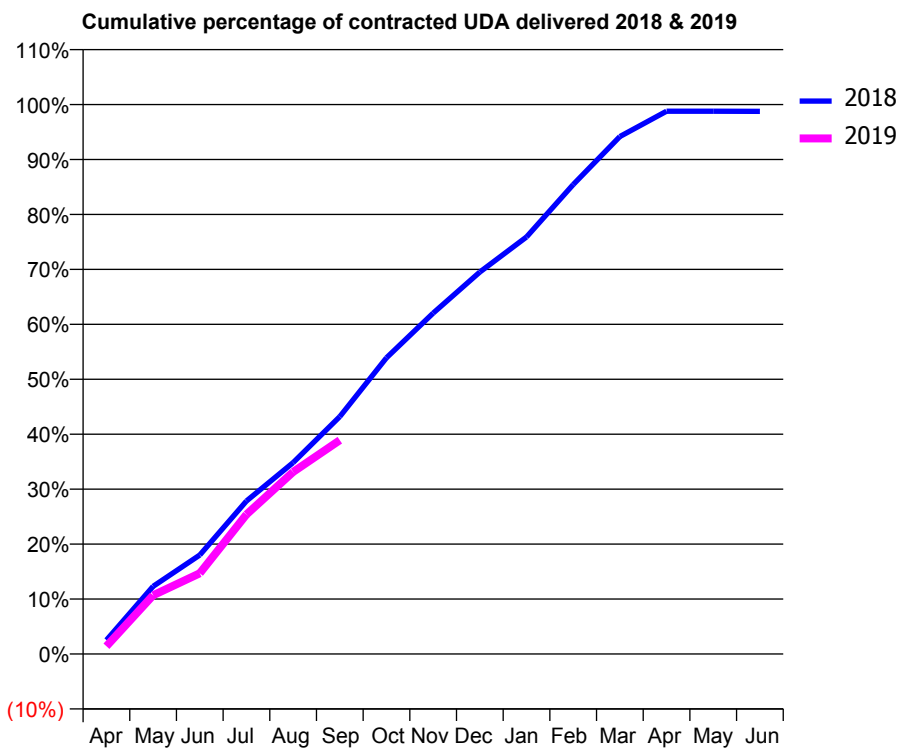
18/19 Contracted general activity (UDA)	24,872
Carry forward general activity (UDA)	0
18/19 Contracted orthodontic activity (UOA)	800
Carry forward orthodontic activity (UOA)	0
Baseline contract value	£659,034.05

ACCESS*

Patients seen in 24 months	Total	Change since previous quarter
Quarter ending September 2017	9,264	
Quarter ending December 2017	9,253	→
Quarter ending March 2018	9,178	→
Quarter ending June 2018	9,038	↓
Quarter ending September 2018	8,981	→
Variance since September 2017	(3.1%)	↓



ACTIVITY



Month	Adjusted Scheduled Activity (UDA)	
	2018	2019
April	631	355
May	3,060	2,658
June	4,481	3,658
July	6,927	6,318
August	8,664	8,243
September	10,747	9,679
October	13,411	
November	15,432	
December	17,289	
January	18,877	
February	21,251	
March	23,419	
April	24,570	
May	24,566	
June	24,562	

QUALITY

	Quantity	Base Number	Contract	AT	Region	England
% of FP17s for the same patient ID Re-attending within 3 months - Children	163	1,674	9.7%	9.9%	11.4%	11.6%
% of FP17s for the same patient ID Re-attending within 3 months - Adults	753	5,448	13.8%	13.8%	15.0%	15.5%
% of FP17s for the same patient ID Re-attending between 3 & 9 months - Children	1,222	1,674	73.0%	61.9%	59.9%	58.8%
% of FP17s for the same patient ID Re-attending between 3 & 9 months - Adults	3,576	5,448	65.6%	55.1%	52.0%	51.1%
% of FP17s for Band 1 Urgent Courses	466	6,418	7.3%	6.9%	8.0%	9.0%
% of FP17s Relating to Free Repair or Replacements	78	6,418	1.2%	0.8%	0.8%	0.8%
% of FP17s Relating to Continuations	37	6,418	0.6%	1.1%	0.9%	0.9%
% of Patients satisfied with the dentistry they have received	8	8	N/A	93.0%	93.5%	93.3%
% of Patients satisfied with the time they had to wait for an appointment	8	8	N/A	88.5%	89.1%	88.9%

* This is based on patients treated on this contract for their most recent course of treatment. Figures in italics indicate the base number of FP17s or Patient Questionnaire responses are less than 100. N/A is shown where the base number of responses is less than 10 during the period. % is calculated as Quantity/Base number*100

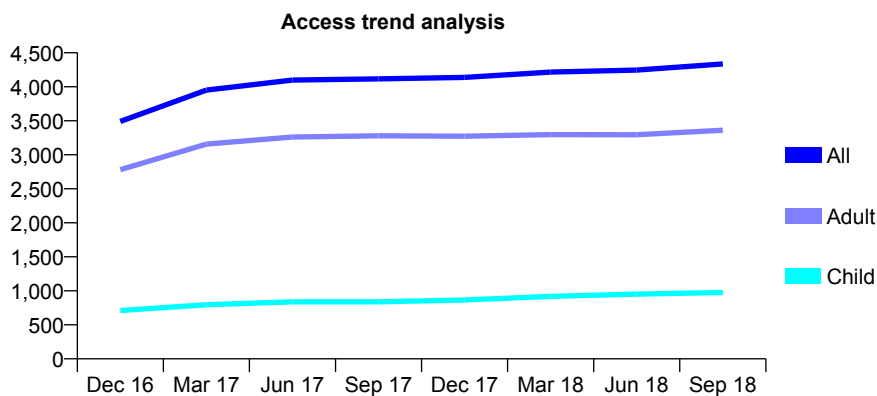
Q55 - Vital Signs At a Glance Contract Report for 279048/0001 - September 2018

Name or company name	MR R KHATIB
Contract type name	GDS Contract
Purpose of contract	General
Contract start date	01/08/2011
Contract end date	

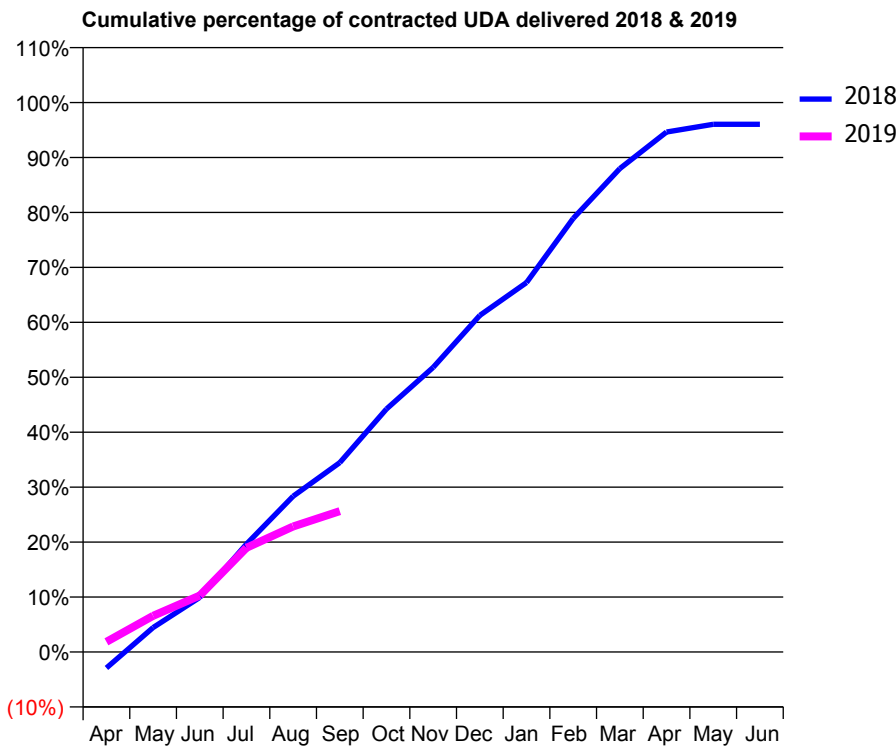
18/19 Contracted general activity (UDA)	13,607
Carry forward general activity (UDA)	0
18/19 Contracted orthodontic activity (UOA)	0
Carry forward orthodontic activity (UOA)	0
Baseline contract value	£313,106.88

ACCESS*

Patients seen in 24 months	Total	Change since previous quarter
Quarter ending September 2017	4,117	
Quarter ending December 2017	4,139	→
Quarter ending March 2018	4,216	→
Quarter ending June 2018	4,246	→
Quarter ending September 2018	4,337	↑
Variance since September 2017	5.3%	↑



ACTIVITY



Adjusted Scheduled Activity (UDA)		
Month	2018	2019
April	-282	251
May	428	896
June	954	1,398
July	1,888	2,580
August	2,725	3,107
September	3,311	3,488
October	4,248	
November	4,976	
December	5,885	
January	6,460	
February	7,581	
March	8,452	
April	9,092	
May	9,226	
June	9,226	

QUALITY

	Quantity	Base Number	Contract	AT	Region	England
% of FP17s for the same patient ID Re-attending within 3 months - Children	55	756	7.3%	9.9%	11.4%	11.6%
% of FP17s for the same patient ID Re-attending within 3 months - Adults	283	2,409	11.7%	13.8%	15.0%	15.5%
% of FP17s for the same patient ID Re-attending between 3 & 9 months - Children	473	756	62.6%	61.9%	59.9%	58.8%
% of FP17s for the same patient ID Re-attending between 3 & 9 months - Adults	1,511	2,409	62.7%	55.1%	52.0%	51.1%
% of FP17s for Band 1 Urgent Courses	122	2,084	5.9%	6.9%	8.0%	9.0%
% of FP17s Relating to Free Repair or Replacements	44	2,084	2.1%	0.8%	0.8%	0.8%
% of FP17s Relating to Continuations	19	2,084	0.9%	1.1%	0.9%	0.9%
% of Patients satisfied with the dentistry they have received	3	3	N/A	93.0%	93.5%	93.3%
% of Patients satisfied with the time they had to wait for an appointment	3	3	N/A	88.5%	89.1%	88.9%

* This is based on patients treated on this contract for their most recent course of treatment. Figures in italics indicate the base number of FP17s or Patient Questionnaire responses are less than 100. N/A is shown where the base number of responses is less than 10 during the period. % is calculated as Quantity/Base number*100

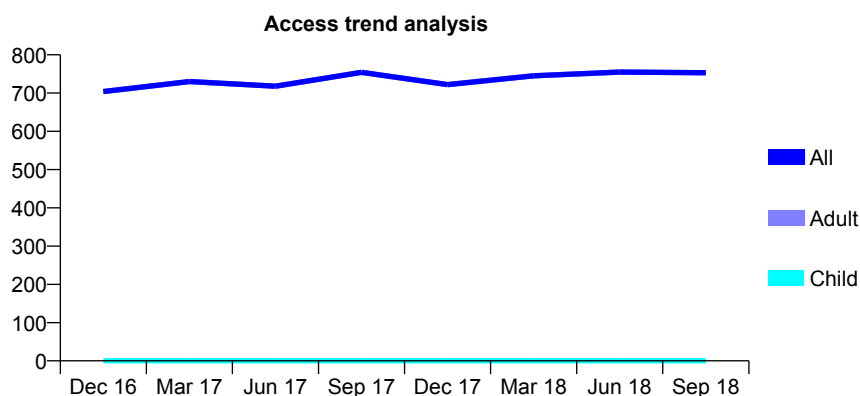
Q55 - Vital Signs At a Glance Contract Report for 279765/0001 - September 2018

Name or company name	MR MR NIEDZIELA
Contract type name	PDS Contract
Purpose of contract	General
Contract start date	01/01/2008
Contract end date	31/03/2020

18/19 Contracted general activity (UDA)	2,000
Carry forward general activity (UDA)	0
18/19 Contracted orthodontic activity (UOA)	0
Carry forward orthodontic activity (UOA)	0
Baseline contract value	£89,003.20

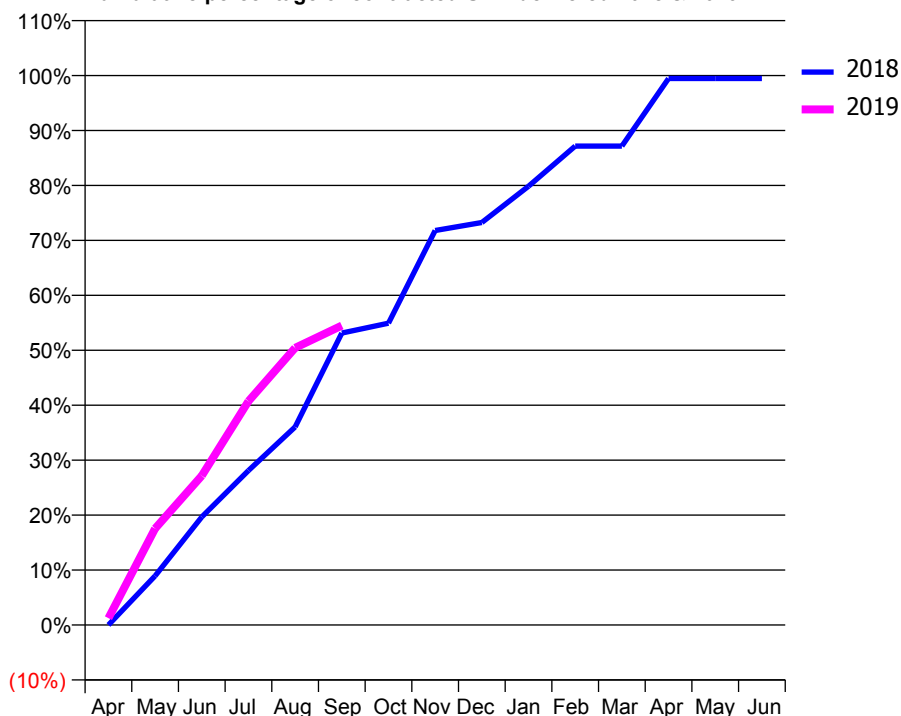
ACCESS*

Patients seen in 24 months	Total	Change since previous quarter
Quarter ending September 2017	754	
Quarter ending December 2017	722	↓
Quarter ending March 2018	745	↑
Quarter ending June 2018	755	→
Quarter ending September 2018	753	→
Variance since September 2017	(0.1%)	→



ACTIVITY

Cumulative percentage of contracted UDA delivered 2018 & 2019



Month	Adjusted Scheduled Activity (UDA)	
	2018	2019
April	0	25
May	179	351
June	393	543
July	562	814
August	721	1,009
September	1,063	1,090
October	1,099	
November	1,436	
December	1,465	
January	1,597	
February	1,743	
March	1,743	
April	1,989	
May	1,989	
June	1,989	

QUALITY

	Quantity	Base Number	Contract	AT	Region	England
% of FP17s for the same patient ID Re-attending within 3 months - Children	0	0	N/A	9.9%	11.4%	11.6%
% of FP17s for the same patient ID Re-attending within 3 months - Adults	9	323	2.8%	13.8%	15.0%	15.5%
% of FP17s for the same patient ID Re-attending between 3 & 9 months - Children	0	0	N/A	61.9%	59.9%	58.8%
% of FP17s for the same patient ID Re-attending between 3 & 9 months - Adults	16	323	5.0%	55.1%	52.0%	51.1%
% of FP17s for Band 1 Urgent Courses	3	265	1.1%	6.9%	8.0%	9.0%
% of FP17s Relating to Free Repair or Replacements	0	265	0.0%	0.8%	0.8%	0.8%
% of FP17s Relating to Continuations	0	265	0.0%	1.1%	0.9%	0.9%
% of Patients satisfied with the dentistry they have received	0	0	N/A	93.0%	93.5%	93.3%
% of Patients satisfied with the time they had to wait for an appointment	0	0	N/A	88.5%	89.1%	88.9%

* This is based on patients treated on this contract for their most recent course of treatment. Figures in italics indicate the base number of FP17s or Patient Questionnaire responses are less than 100. N/A is shown where the base number of responses is less than 10 during the period. % is calculated as Quantity/Base number*100

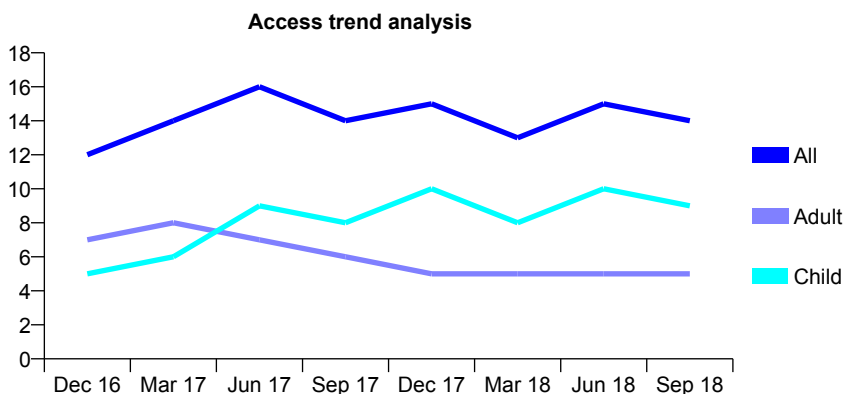
Q55 - Vital Signs At a Glance Contract Report for 322156/0001 - September 2018

Name or company name	MRS KD RUDIN
Contract type name	GDS Contract
Purpose of contract	General
Contract start date	01/04/2006
Contract end date	

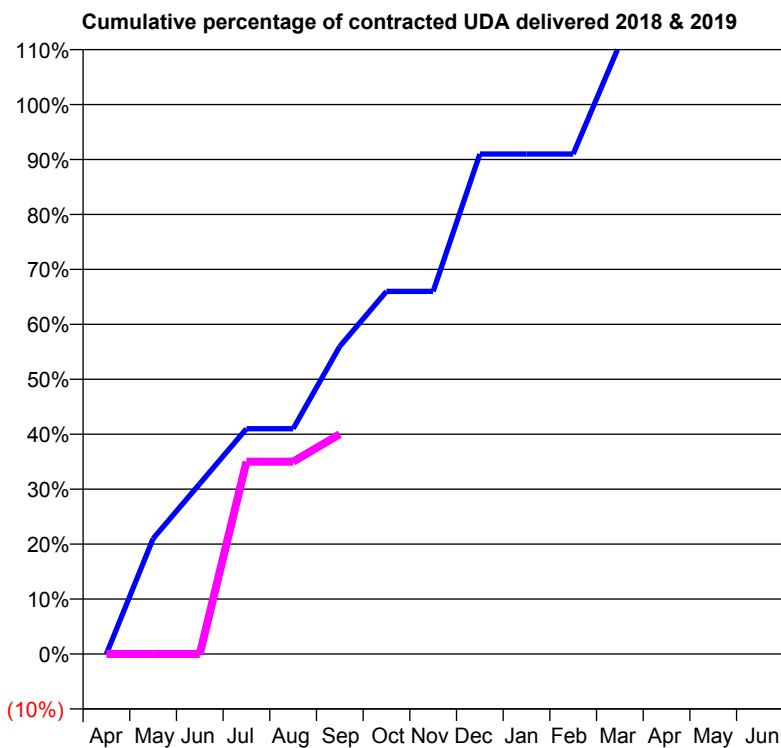
18/19 Contracted general activity (UDA)	20
Carry forward general activity (UDA)	0
18/19 Contracted orthodontic activity (UOA)	0
Carry forward orthodontic activity (UOA)	0
Baseline contract value	£443.80

ACCESS*

Patients seen in 24 months	Total	Change since previous quarter
Quarter ending September 2017	14	
Quarter ending December 2017	15	↑
Quarter ending March 2018	13	↓
Quarter ending June 2018	15	↑
Quarter ending September 2018	14	↓
Variance since September 2017	0.0%	→



ACTIVITY



Month	Adjusted Scheduled Activity (UDA)	
	2018	2019
April	0	0
May	4	0
June	6	0
July	8	7
August	8	7
September	11	8
October	13	
November	13	
December	18	
January	18	
February	18	
March	22	
April	23	
May	23	
June	23	

QUALITY

	Quantity	Base Number	Contract	AT	Region	England
% of FP17s for the same patient ID Re-attending within 3 months - Children	0	7	0.0%	9.9%	11.4%	11.6%
% of FP17s for the same patient ID Re-attending within 3 months - Adults	0	2	0.0%	13.8%	15.0%	15.5%
% of FP17s for the same patient ID Re-attending between 3 & 9 months - Children	4	7	57.1%	61.9%	59.9%	58.8%
% of FP17s for the same patient ID Re-attending between 3 & 9 months - Adults	2	2	100.0%	55.1%	52.0%	51.1%
% of FP17s for Band 1 Urgent Courses	0	8	0.0%	6.9%	8.0%	9.0%
% of FP17s Relating to Free Repair or Replacements	0	8	0.0%	0.8%	0.8%	0.8%
% of FP17s Relating to Continuations	0	8	0.0%	1.1%	0.9%	0.9%
% of Patients satisfied with the dentistry they have received	0	0	N/A	93.0%	93.5%	93.3%
% of Patients satisfied with the time they had to wait for an appointment	0	0	N/A	88.5%	89.1%	88.9%

* This is based on patients treated on this contract for their most recent course of treatment. Figures in italics indicate the base number of FP17s or Patient Questionnaire responses are less than 100. N/A is shown where the base number of responses is less than 10 during the period. % is calculated as Quantity/Base number*100

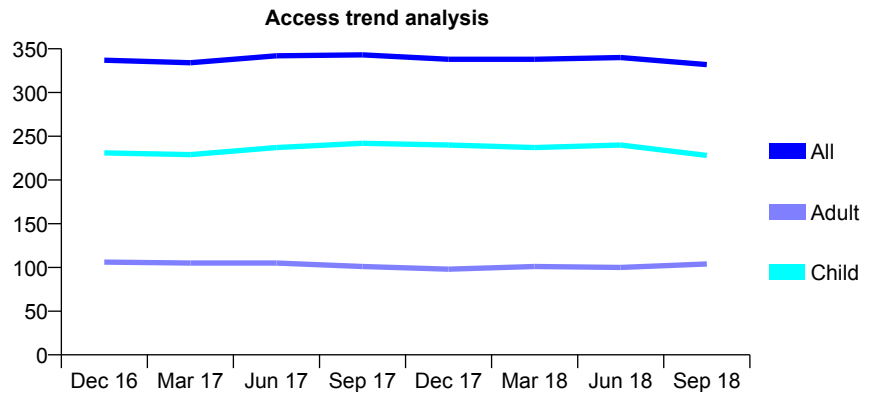
Q55 - Vital Signs At a Glance Contract Report for 323705/0001 - September 2018

Name or company name	MR MA ROBERTS
Contract type name	GDS Contract
Purpose of contract	General
Contract start date	01/04/2006
Contract end date	

18/19 Contracted general activity (UDA)	1,000
Carry forward general activity (UDA)	0
18/19 Contracted orthodontic activity (UOA)	0
Carry forward orthodontic activity (UOA)	0
Baseline contract value	£25,236.25

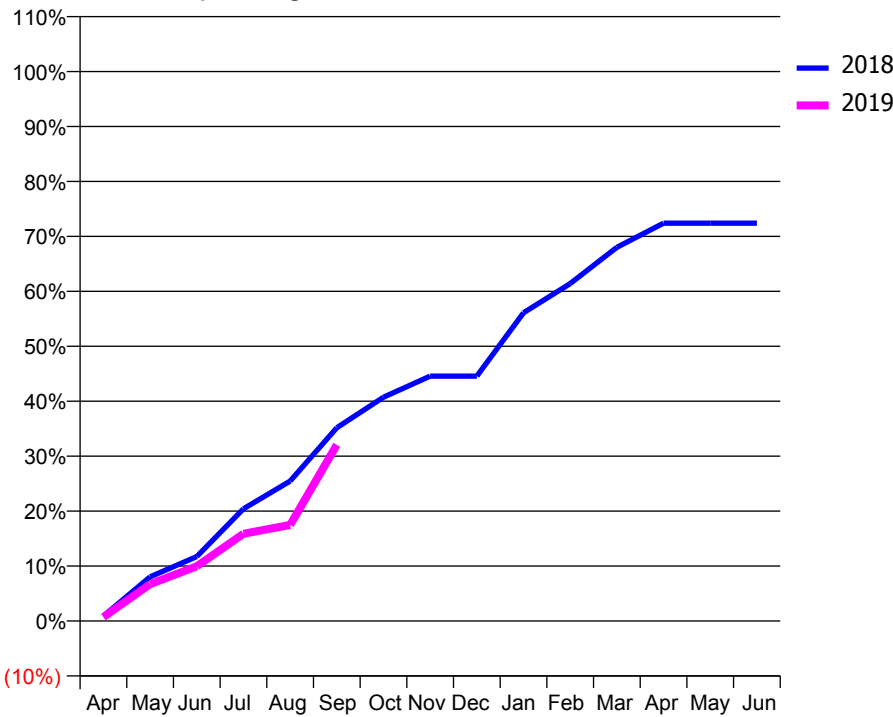
ACCESS*

Patients seen in 24 months	Total	Change since previous quarter
Quarter ending September 2017	343	
Quarter ending December 2017	338	↓
Quarter ending March 2018	338	→
Quarter ending June 2018	340	→
Quarter ending September 2018	332	↓
Variance since September 2017	(3.2%)	↓



ACTIVITY

Cumulative percentage of contracted UDA delivered 2018 & 2019



Month	2018	2019
April	9	7
May	80	67
June	117	100
July	204	159
August	255	175
September	352	321
October	407	
November	446	
December	446	
January	561	
February	614	
March	680	
April	724	
May	724	
June	724	

QUALITY

	Quantity	Base Number	Contract	AT	Region	England
% of FP17s for the same patient ID Re-attending within 3 months - Children	15	196	7.7%	9.9%	11.4%	11.6%
% of FP17s for the same patient ID Re-attending within 3 months - Adults	4	53	7.5%	13.8%	15.0%	15.5%
% of FP17s for the same patient ID Re-attending between 3 & 9 months - Children	138	196	70.4%	61.9%	59.9%	58.8%
% of FP17s for the same patient ID Re-attending between 3 & 9 months - Adults	30	53	56.6%	55.1%	52.0%	51.1%
% of FP17s for Band 1 Urgent Courses	4	213	1.9%	6.9%	8.0%	9.0%
% of FP17s Relating to Free Repair or Replacements	0	213	0.0%	0.8%	0.8%	0.8%
% of FP17s Relating to Continuations	5	213	2.3%	1.1%	0.9%	0.9%
% of Patients satisfied with the dentistry they have received	0	0	N/A	93.0%	93.5%	93.3%
% of Patients satisfied with the time they had to wait for an appointment	0	0	N/A	88.5%	89.1%	88.9%

* This is based on patients treated on this contract for their most recent course of treatment. Figures in italics indicate the base number of FP17s or Patient Questionnaire responses are less than 100. N/A is shown where the base number of responses is less than 10 during the period. % is calculated as Quantity/Base number*100

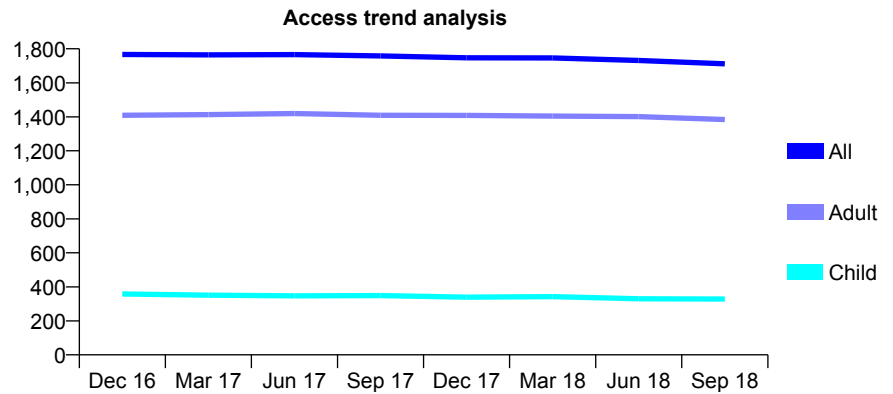
Q55 - Vital Signs At a Glance Contract Report for 326186/0001 - September 2018

Name or company name	MISS SJ THOMPSON
Contract type name	GDS Contract
Purpose of contract	General
Contract start date	01/04/2006
Contract end date	

18/19 Contracted general activity (UDA)	7,906
Carry forward general activity (UDA)	0
18/19 Contracted orthodontic activity (UOA)	0
Carry forward orthodontic activity (UOA)	0
Baseline contract value	£196,813.94

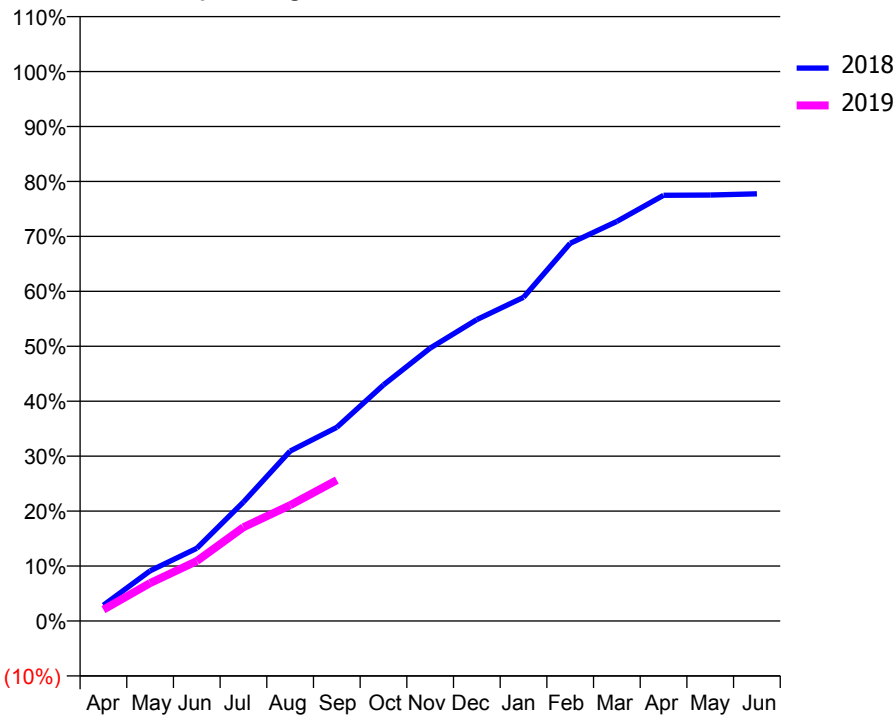
ACCESS*

Patients seen in 24 months	Total	Change since previous quarter
Quarter ending September 2017	1,758	
Quarter ending December 2017	1,747	→
Quarter ending March 2018	1,746	→
Quarter ending June 2018	1,731	→
Quarter ending September 2018	1,712	↓
Variance since September 2017	(2.6%)	↓



ACTIVITY

Cumulative percentage of contracted UDA delivered 2018 & 2019



Month	Adjusted Scheduled Activity (UDA)	
	2018	2019
April	199	163
May	631	545
June	915	862
July	1,495	1,350
August	2,135	1,667
September	2,434	2,026
October	2,968	
November	3,430	
December	3,789	
January	4,067	
February	4,747	
March	5,022	
April	5,350	
May	5,353	
June	5,368	

QUALITY

	Quantity	Base Number	Contract	AT	Region	England
% of FP17s for the same patient ID Re-attending within 3 months - Children	13	224	5.8%	9.9%	11.4%	11.6%
% of FP17s for the same patient ID Re-attending within 3 months - Adults	143	851	16.8%	13.8%	15.0%	15.5%
% of FP17s for the same patient ID Re-attending between 3 & 9 months - Children	138	224	61.6%	61.9%	59.9%	58.8%
% of FP17s for the same patient ID Re-attending between 3 & 9 months - Adults	388	851	45.6%	55.1%	52.0%	51.1%
% of FP17s for Band 1 Urgent Courses	105	920	11.4%	6.9%	8.0%	9.0%
% of FP17s Relating to Free Repair or Replacements	10	920	1.1%	0.8%	0.8%	0.8%
% of FP17s Relating to Continuations	21	920	2.3%	1.1%	0.9%	0.9%
% of Patients satisfied with the dentistry they have received	1	1	N/A	93.0%	93.5%	93.3%
% of Patients satisfied with the time they had to wait for an appointment	1	1	N/A	88.5%	89.1%	88.9%

* This is based on patients treated on this contract for their most recent course of treatment. Figures in italics indicate the base number of FP17s or Patient Questionnaire responses are less than 100. N/A is shown where the base number of responses is less than 10 during the period. % is calculated as Quantity/Base number*100

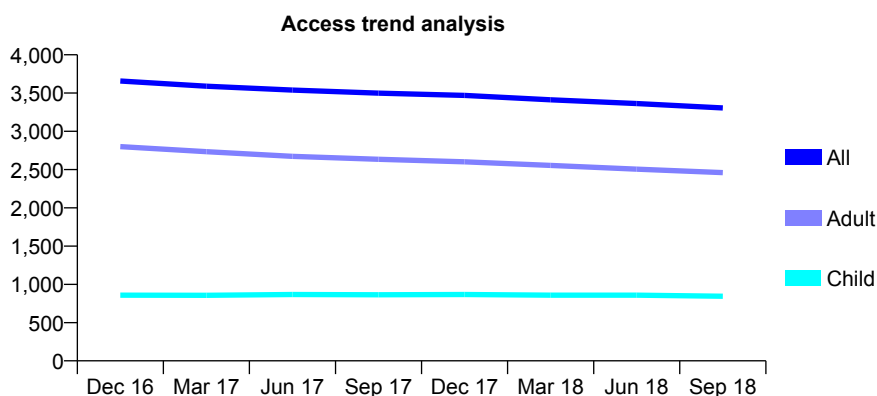
Q55 - Vital Signs At a Glance Contract Report for 330337/0002 - September 2018

Name or company name	MR AB WATTS
Contract type name	GDS Contract
Purpose of contract	General
Contract start date	01/04/2006
Contract end date	

18/19 Contracted general activity (UDA)	9,167
Carry forward general activity (UDA)	0
18/19 Contracted orthodontic activity (UOA)	0
Carry forward orthodontic activity (UOA)	0
Baseline contract value	£304,869.16

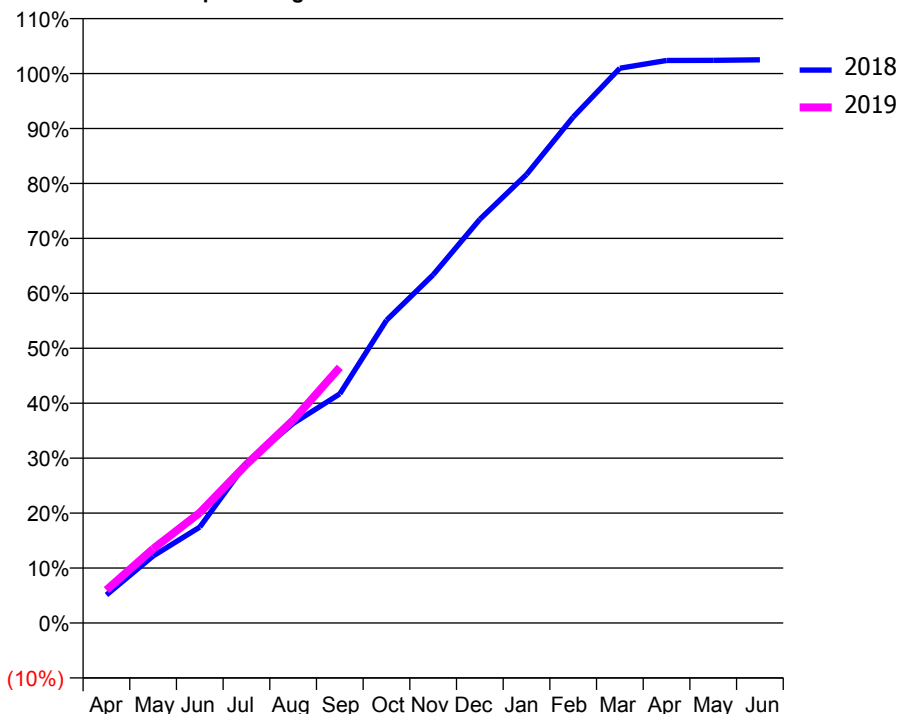
ACCESS*

Patients seen in 24 months	Total	Change since previous quarter
Quarter ending September 2017	3,499	
Quarter ending December 2017	3,469	→
Quarter ending March 2018	3,412	↓
Quarter ending June 2018	3,363	↓
Quarter ending September 2018	3,305	↓
Variance since September 2017	(5.5%)	↓



ACTIVITY

Cumulative percentage of contracted UDA delivered 2018 & 2019



Adjusted Scheduled Activity (UDA)

Month	2018	2019
April	467	551
May	1,117	1,239
June	1,600	1,841
July	2,671	2,646
August	3,328	3,384
September	3,823	4,265
October	5,051	
November	5,809	
December	6,734	
January	7,482	
February	8,440	
March	9,254	
April	9,385	
May	9,387	
June	9,396	

QUALITY

	Quantity	Base Number	Contract	AT	Region	England
% of FP17s for the same patient ID Re-attending within 3 months - Children	35	712	4.9%	9.9%	11.4%	11.6%
% of FP17s for the same patient ID Re-attending within 3 months - Adults	177	1,967	9.0%	13.8%	15.0%	15.5%
% of FP17s for the same patient ID Re-attending between 3 & 9 months - Children	513	712	72.1%	61.9%	59.9%	58.8%
% of FP17s for the same patient ID Re-attending between 3 & 9 months - Adults	1,453	1,967	73.9%	55.1%	52.0%	51.1%
% of FP17s for Band 1 Urgent Courses	62	2,606	2.4%	6.9%	8.0%	9.0%
% of FP17s Relating to Free Repair or Replacements	3	2,606	0.1%	0.8%	0.8%	0.8%
% of FP17s Relating to Continuations	17	2,606	0.7%	1.1%	0.9%	0.9%
% of Patients satisfied with the dentistry they have received	2	2	N/A	93.0%	93.5%	93.3%
% of Patients satisfied with the time they had to wait for an appointment	2	2	N/A	88.5%	89.1%	88.9%

* This is based on patients treated on this contract for their most recent course of treatment. Figures in italics indicate the base number of FP17s or Patient Questionnaire responses are less than 100. N/A is shown where the base number of responses is less than 10 during the period. % is calculated as Quantity/Base number*100

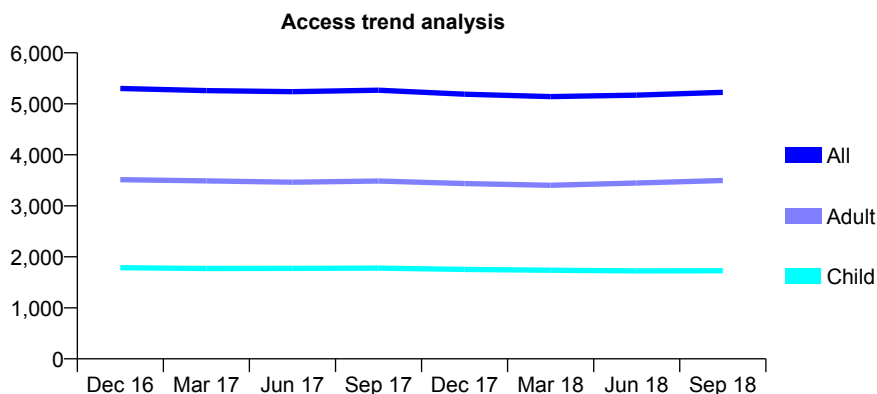
Q55 - Vital Signs At a Glance Contract Report for 331147/0001 - September 2018

Name or company name	MR J TRUSZ
Contract type name	GDS Contract
Purpose of contract	General
Contract start date	01/04/2006
Contract end date	

18/19 Contracted general activity (UDA)	14,769
Carry forward general activity (UDA)	0
18/19 Contracted orthodontic activity (UOA)	0
Carry forward orthodontic activity (UOA)	0
Baseline contract value	£341,486.92

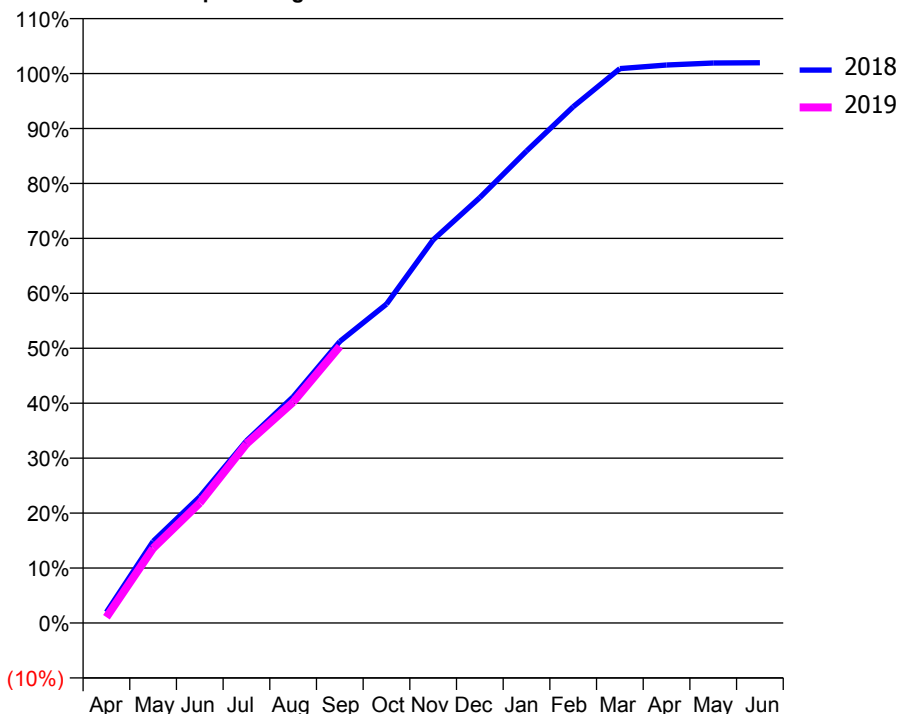
ACCESS*

Patients seen in 24 months	Total	Change since previous quarter
Quarter ending September 2017	5,266	
Quarter ending December 2017	5,189	↓
Quarter ending March 2018	5,140	→
Quarter ending June 2018	5,171	→
Quarter ending September 2018	5,226	→
Variance since September 2017	(0.8%)	→



ACTIVITY

Cumulative percentage of contracted UDA delivered 2018 & 2019



Adjusted Scheduled Activity (UDA)

Month	2018	2019
April	291	157
May	2,194	2,009
June	3,395	3,227
July	4,897	4,813
August	6,080	5,938
September	7,567	7,433
October	8,572	
November	10,300	
December	11,433	
January	12,684	
February	13,875	
March	14,902	
April	14,998	
May	15,051	
June	15,058	

QUALITY

	Quantity	Base Number	Contract	AT	Region	England
% of FP17s for the same patient ID Re-attending within 3 months - Children	122	1,624	7.5%	9.9%	11.4%	11.6%
% of FP17s for the same patient ID Re-attending within 3 months - Adults	251	2,732	9.2%	13.8%	15.0%	15.5%
% of FP17s for the same patient ID Re-attending between 3 & 9 months - Children	1,138	1,624	70.1%	61.9%	59.9%	58.8%
% of FP17s for the same patient ID Re-attending between 3 & 9 months - Adults	1,530	2,732	56.0%	55.1%	52.0%	51.1%
% of FP17s for Band 1 Urgent Courses	127	4,279	3.0%	6.9%	8.0%	9.0%
% of FP17s Relating to Free Repair or Replacements	51	4,279	1.2%	0.8%	0.8%	0.8%
% of FP17s Relating to Continuations	14	4,279	0.3%	1.1%	0.9%	0.9%
% of Patients satisfied with the dentistry they have received	5	6	N/A	93.0%	93.5%	93.3%
% of Patients satisfied with the time they had to wait for an appointment	5	6	N/A	88.5%	89.1%	88.9%

* This is based on patients treated on this contract for their most recent course of treatment. Figures in italics indicate the base number of FP17s or Patient Questionnaire responses are less than 100. N/A is shown where the base number of responses is less than 10 during the period. % is calculated as Quantity/Base number*100

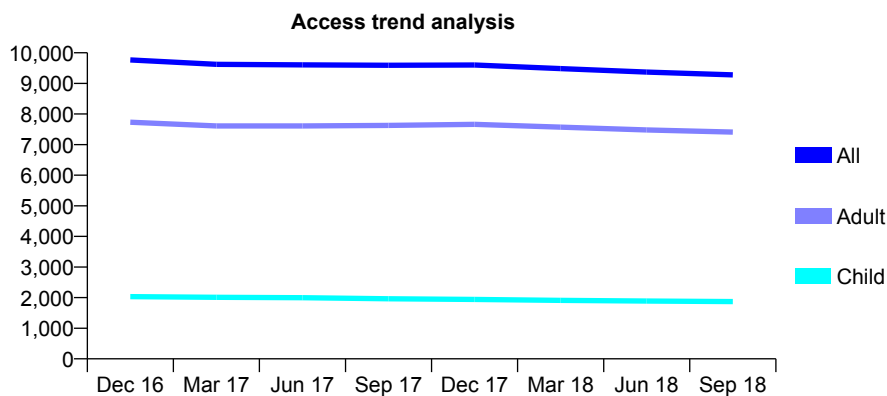
Q55 - Vital Signs At a Glance Contract Report for 331864/0001 - September 2018

Name or company name	MISS L KO
Contract type name	GDS Contract
Purpose of contract	General and Orthodontic
Contract start date	01/04/2006
Contract end date	

18/19 Contracted general activity (UDA)	28,035
Carry forward general activity (UDA)	0
18/19 Contracted orthodontic activity (UOA)	1,062
Carry forward orthodontic activity (UOA)	0
Baseline contract value	£723,047.03

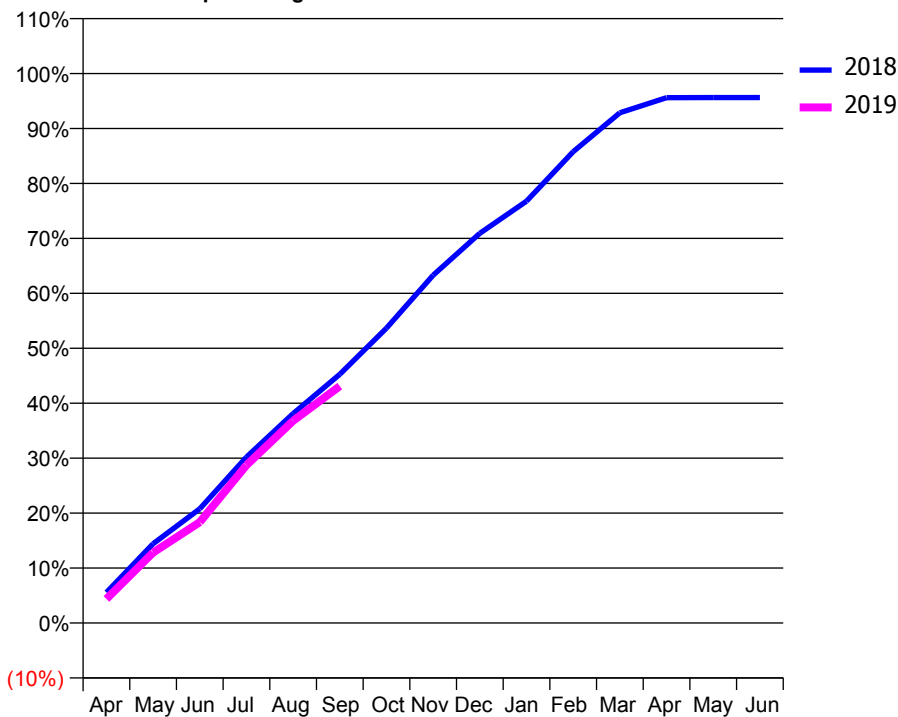
ACCESS*

Patients seen in 24 months	Total	Change since previous quarter
Quarter ending September 2017	9,591	
Quarter ending December 2017	9,600	→
Quarter ending March 2018	9,482	↓
Quarter ending June 2018	9,372	↓
Quarter ending September 2018	9,280	→
Variance since September 2017	(3.2%)	↓



ACTIVITY

Cumulative percentage of contracted UDA delivered 2018 & 2019



Month	Adjusted Scheduled Activity (UDA)	
	2018	2019
April	1,560	1,228
May	4,045	3,598
June	5,826	5,149
July	8,464	8,052
August	10,688	10,320
September	12,692	12,083
October	15,047	
November	17,746	
December	19,880	
January	21,522	
February	24,047	
March	26,035	
April	26,802	
May	26,806	
June	26,807	

QUALITY

	Quantity	Base Number	Contract	AT	Region	England
% of FP17s for the same patient ID Re-attending within 3 months - Children	112	1,564	7.2%	9.9%	11.4%	11.6%
% of FP17s for the same patient ID Re-attending within 3 months - Adults	699	5,437	12.9%	13.8%	15.0%	15.5%
% of FP17s for the same patient ID Re-attending between 3 & 9 months - Children	1,079	1,564	69.0%	61.9%	59.9%	58.8%
% of FP17s for the same patient ID Re-attending between 3 & 9 months - Adults	3,283	5,437	60.4%	55.1%	52.0%	51.1%
% of FP17s for Band 1 Urgent Courses	478	6,417	7.4%	6.9%	8.0%	9.0%
% of FP17s Relating to Free Repair or Replacements	102	6,417	1.6%	0.8%	0.8%	0.8%
% of FP17s Relating to Continuations	37	6,417	0.6%	1.1%	0.9%	0.9%
% of Patients satisfied with the dentistry they have received	12	12	100.0%	93.0%	93.5%	93.3%
% of Patients satisfied with the time they had to wait for an appointment	12	12	100.0%	88.5%	89.1%	88.9%

* This is based on patients treated on this contract for their most recent course of treatment. Figures in italics indicate the base number of FP17s or Patient Questionnaire responses are less than 100. N/A is shown where the base number of responses is less than 10 during the period. % is calculated as Quantity/Base number*100

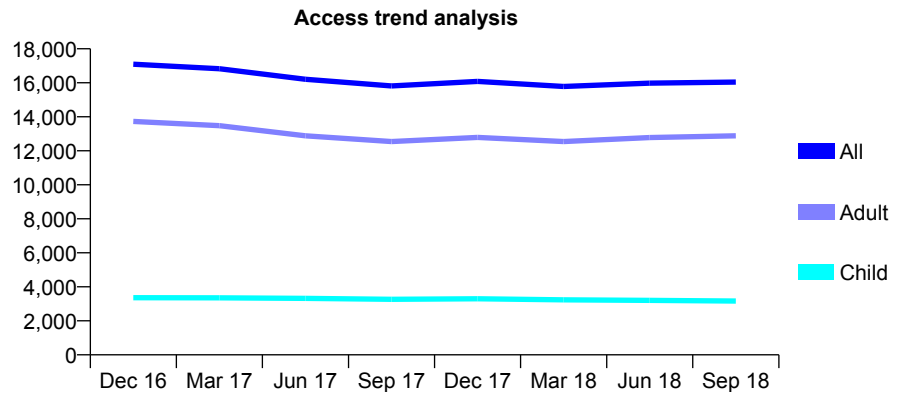
Q55 - Vital Signs At a Glance Contract Report for 338109/0001 - September 2018

Name or company name	MR PF CARROLL
Contract type name	GDS Contract
Purpose of contract	General
Contract start date	01/04/2006
Contract end date	

18/19 Contracted general activity (UDA)	33,023
Carry forward general activity (UDA)	0
18/19 Contracted orthodontic activity (UOA)	0
Carry forward orthodontic activity (UOA)	0
Baseline contract value	£809,147.92

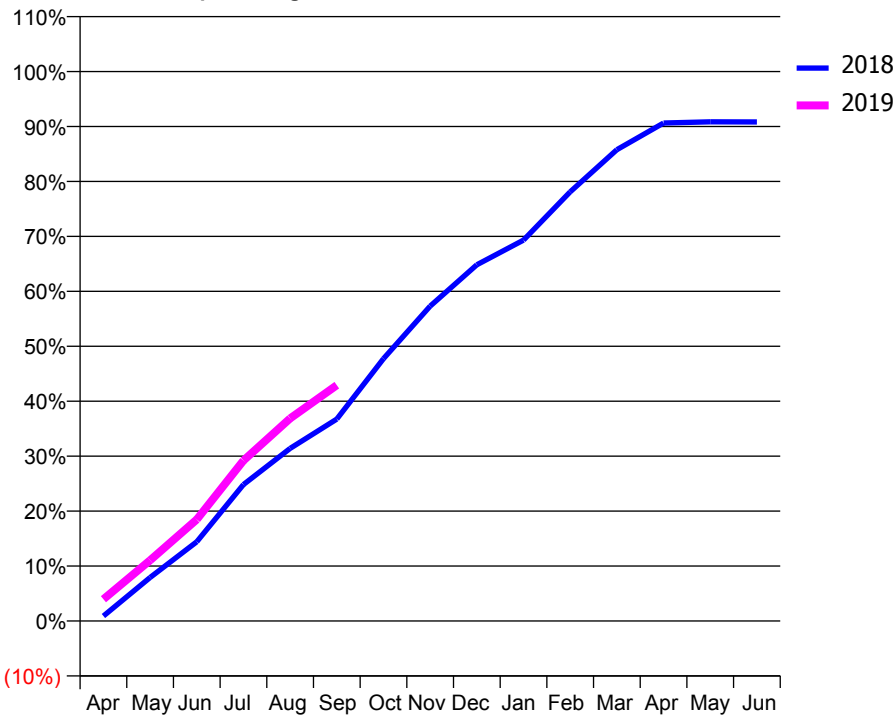
ACCESS*

Patients seen in 24 months	Total	Change since previous quarter
Quarter ending September 2017	15,816	
Quarter ending December 2017	16,085	→
Quarter ending March 2018	15,782	↓
Quarter ending June 2018	15,980	→
Quarter ending September 2018	16,047	→
Variance since September 2017	1.5%	→



ACTIVITY

Cumulative percentage of contracted UDA delivered 2018 & 2019



Adjusted Scheduled Activity (UDA)		
Month	2018	2019
April	300	1,309
May	2,617	3,654
June	4,764	6,102
July	8,199	9,641
August	10,373	12,173
September	12,135	14,171
October	15,764	
November	18,925	
December	21,407	
January	22,888	
February	25,795	
March	28,326	
April	29,924	
May	29,998	
June	29,989	

QUALITY

	Quantity	Base Number	Contract	AT	Region	England
% of FP17s for the same patient ID Re-attending within 3 months - Children	91	2,140	4.3%	9.9%	11.4%	11.6%
% of FP17s for the same patient ID Re-attending within 3 months - Adults	783	7,442	10.5%	13.8%	15.0%	15.5%
% of FP17s for the same patient ID Re-attending between 3 & 9 months - Children	1,204	2,140	56.3%	61.9%	59.9%	58.8%
% of FP17s for the same patient ID Re-attending between 3 & 9 months - Adults	2,453	7,442	33.0%	55.1%	52.0%	51.1%
% of FP17s for Band 1 Urgent Courses	449	8,341	5.4%	6.9%	8.0%	9.0%
% of FP17s Relating to Free Repair or Replacements	94	8,341	1.1%	0.8%	0.8%	0.8%
% of FP17s Relating to Continuations	92	8,341	1.1%	1.1%	0.9%	0.9%
% of Patients satisfied with the dentistry they have received	6	7	N/A	93.0%	93.5%	93.3%
% of Patients satisfied with the time they had to wait for an appointment	5	7	N/A	88.5%	89.1%	88.9%

* This is based on patients treated on this contract for their most recent course of treatment. Figures in italics indicate the base number of FP17s or Patient Questionnaire responses are less than 100. N/A is shown where the base number of responses is less than 10 during the period. % is calculated as Quantity/Base number*100

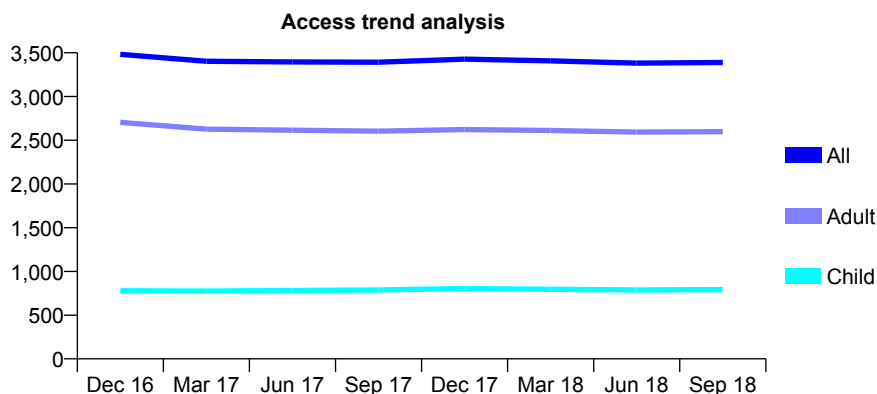
Q55 - Vital Signs At a Glance Contract Report for 353922/0001 - September 2018

Name or company name	MRS P RAD
Contract type name	GDS Contract
Purpose of contract	General
Contract start date	01/04/2006
Contract end date	

18/19 Contracted general activity (UDA)	11,667
Carry forward general activity (UDA)	0
18/19 Contracted orthodontic activity (UOA)	0
Carry forward orthodontic activity (UOA)	0
Baseline contract value	£291,949.25

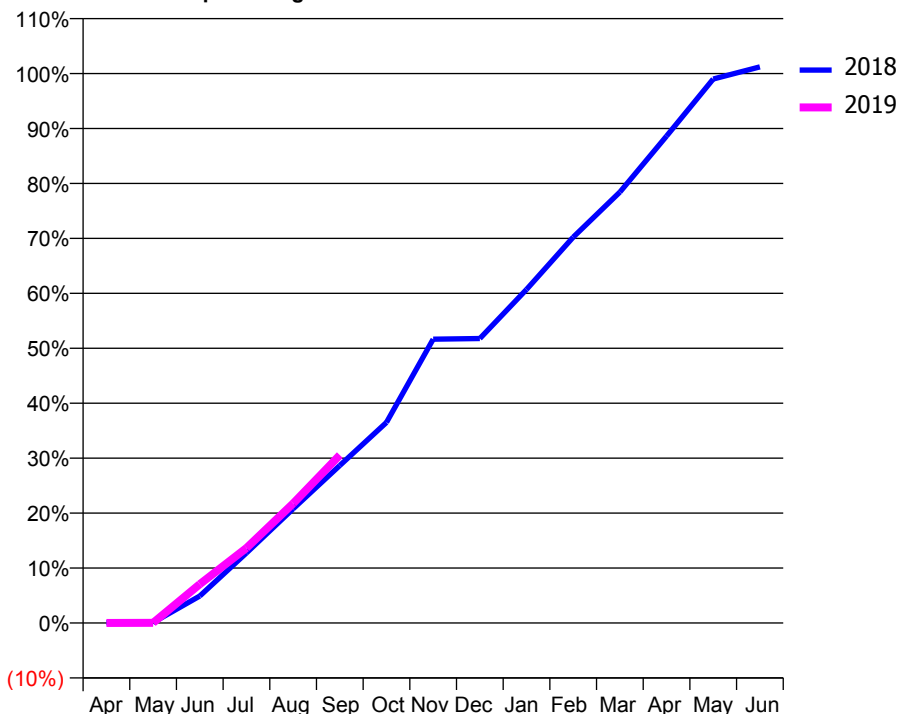
ACCESS*

Patients seen in 24 months	Total	Change since previous quarter
Quarter ending September 2017	3,392	
Quarter ending December 2017	3,428	→
Quarter ending March 2018	3,408	→
Quarter ending June 2018	3,382	→
Quarter ending September 2018	3,390	→
Variance since September 2017	(0.1%)	→



ACTIVITY

Cumulative percentage of contracted UDA delivered 2018 & 2019



Month	Adjusted Scheduled Activity (UDA)	
	2018	2019
April	7	0
May	10	3
June	573	826
July	1,488	1,594
August	2,424	2,539
September	3,346	3,566
October	4,261	
November	6,026	
December	6,040	
January	7,082	
February	8,192	
March	9,150	
April	10,337	
May	11,551	
June	11,807	

QUALITY

	Quantity	Base Number	Contract	AT	Region	England
% of FP17s for the same patient ID Re-attending within 3 months - Children	28	616	4.5%	9.9%	11.4%	11.6%
% of FP17s for the same patient ID Re-attending within 3 months - Adults	215	1,893	11.4%	13.8%	15.0%	15.5%
% of FP17s for the same patient ID Re-attending between 3 & 9 months - Children	392	616	63.6%	61.9%	59.9%	58.8%
% of FP17s for the same patient ID Re-attending between 3 & 9 months - Adults	1,142	1,893	60.3%	55.1%	52.0%	51.1%
% of FP17s for Band 1 Urgent Courses	15	1,566	1.0%	6.9%	8.0%	9.0%
% of FP17s Relating to Free Repair or Replacements	6	1,566	0.4%	0.8%	0.8%	0.8%
% of FP17s Relating to Continuations	38	1,566	2.4%	1.1%	0.9%	0.9%
% of Patients satisfied with the dentistry they have received	1	1	N/A	93.0%	93.5%	93.3%
% of Patients satisfied with the time they had to wait for an appointment	1	1	N/A	88.5%	89.1%	88.9%

* This is based on patients treated on this contract for their most recent course of treatment. Figures in italics indicate the base number of FP17s or Patient Questionnaire responses are less than 100. N/A is shown where the base number of responses is less than 10 during the period. % is calculated as Quantity/Base number*100

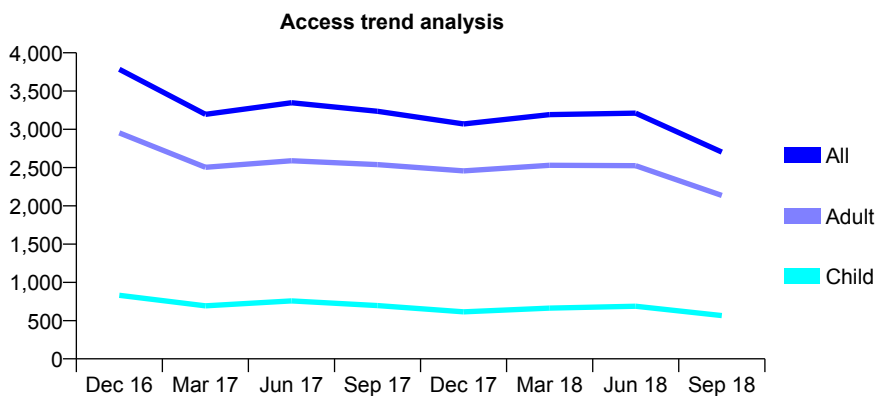
Q55 - Vital Signs At a Glance Contract Report for 355127/0001 - September 2018

Name or company name	MR A KOSHAL
Contract type name	GDS Contract
Purpose of contract	General
Contract start date	01/04/2006
Contract end date	

18/19 Contracted general activity (UDA)	10,677
Carry forward general activity (UDA)	0
18/19 Contracted orthodontic activity (UOA)	0
Carry forward orthodontic activity (UOA)	0
Baseline contract value	£468,474.47

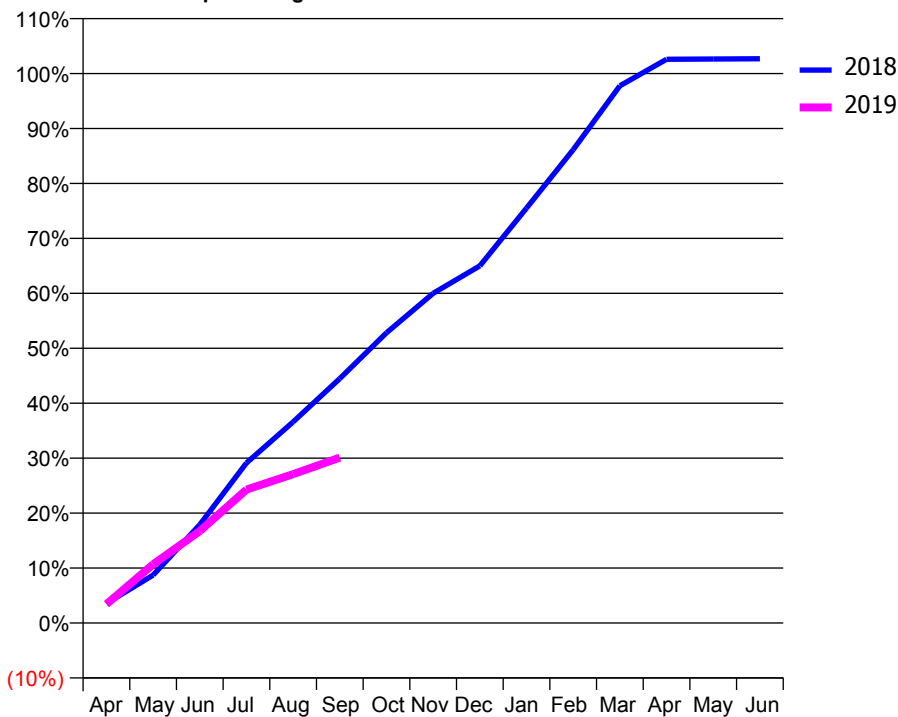
ACCESS*

Patients seen in 24 months	Total	Change since previous quarter
Quarter ending September 2017	3,236	
Quarter ending December 2017	3,070	↓
Quarter ending March 2018	3,193	↑
Quarter ending June 2018	3,211	→
Quarter ending September 2018	2,702	↓
Variance since September 2017	(16.5%)	↓



ACTIVITY

Cumulative percentage of contracted UDA delivered 2018 & 2019



Adjusted Scheduled Activity (UDA)

Month	2018	2019
April	379	366
May	930	1,141
June	1,910	1,788
July	3,110	2,593
August	3,909	2,892
September	4,750	3,214
October	5,640	
November	6,407	
December	6,940	
January	8,061	
February	9,197	
March	10,437	
April	10,955	
May	10,960	
June	10,963	

QUALITY

	Quantity	Base Number	Contract	AT	Region	England
% of FP17s for the same patient ID Re-attending within 3 months - Children	17	411	4.1%	9.9%	11.4%	11.6%
% of FP17s for the same patient ID Re-attending within 3 months - Adults	160	1,472	10.9%	13.8%	15.0%	15.5%
% of FP17s for the same patient ID Re-attending between 3 & 9 months - Children	161	411	39.2%	61.9%	59.9%	58.8%
% of FP17s for the same patient ID Re-attending between 3 & 9 months - Adults	534	1,472	36.3%	55.1%	52.0%	51.1%
% of FP17s for Band 1 Urgent Courses	131	1,626	8.1%	6.9%	8.0%	9.0%
% of FP17s Relating to Free Repair or Replacements	5	1,626	0.3%	0.8%	0.8%	0.8%
% of FP17s Relating to Continuations	22	1,626	1.4%	1.1%	0.9%	0.9%
% of Patients satisfied with the dentistry they have received	0	1	N/A	93.0%	93.5%	93.3%
% of Patients satisfied with the time they had to wait for an appointment	0	1	N/A	88.5%	89.1%	88.9%

* This is based on patients treated on this contract for their most recent course of treatment. Figures in italics indicate the base number of FP17s or Patient Questionnaire responses are less than 100. N/A is shown where the base number of responses is less than 10 during the period. % is calculated as Quantity/Base number*100

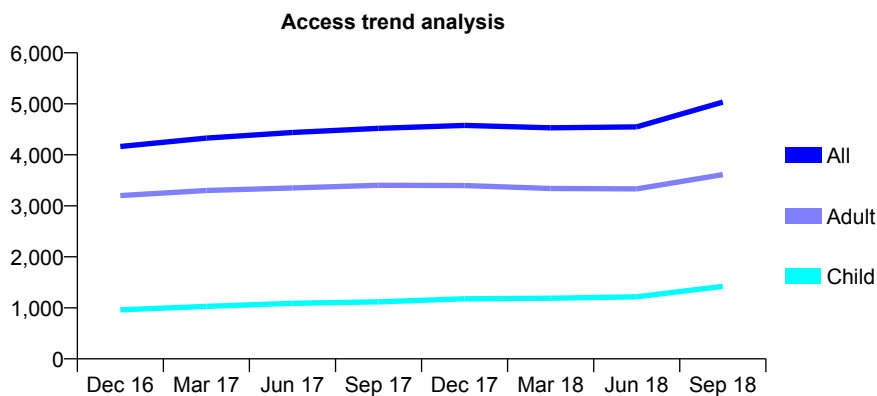
Q55 - Vital Signs At a Glance Contract Report for 368350/0001 - September 2018

Name or company name	MRS A MIODUSZEWSKA
Contract type name	GDS Contract
Purpose of contract	General
Contract start date	01/08/2012
Contract end date	

18/19 Contracted general activity (UDA)	19,546
Carry forward general activity (UDA)	0
18/19 Contracted orthodontic activity (UOA)	0
Carry forward orthodontic activity (UOA)	0
Baseline contract value	£484,231.68

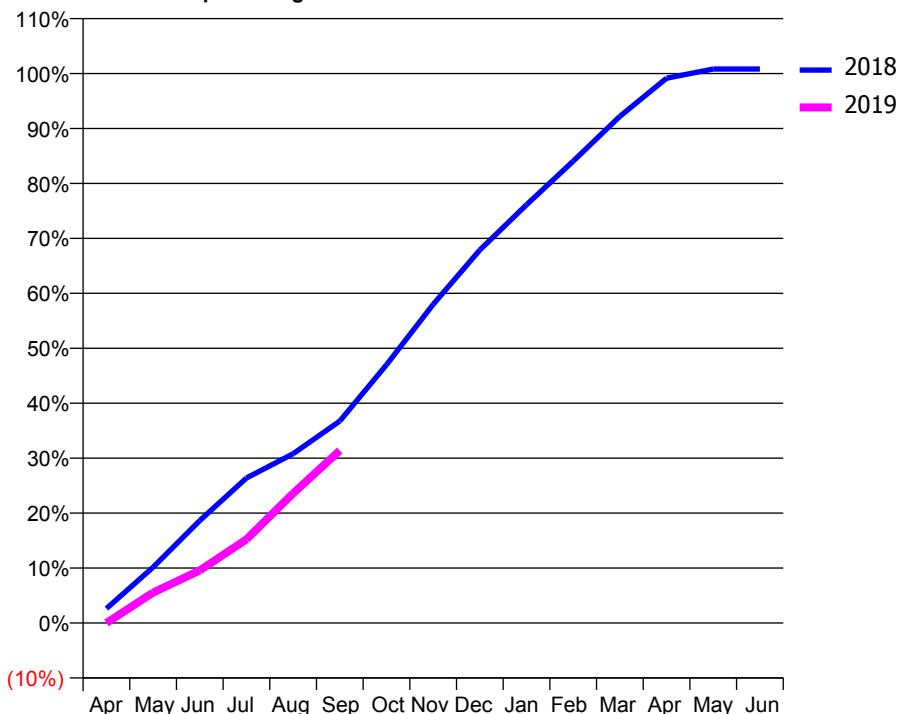
ACCESS*

Patients seen in 24 months	Total	Change since previous quarter
Quarter ending September 2017	4,519	
Quarter ending December 2017	4,577	→
Quarter ending March 2018	4,530	↓
Quarter ending June 2018	4,548	→
Quarter ending September 2018	5,033	↑
Variance since September 2017	11.4%	↑



ACTIVITY

Cumulative percentage of contracted UDA delivered 2018 & 2019



Month	Adjusted Scheduled Activity (UDA)	
	2018	2019
April	358	0
May	1,375	1,084
June	2,525	1,869
July	3,573	2,974
August	4,172	4,615
September	4,978	6,135
October	6,365	
November	7,856	
December	9,196	
January	10,312	
February	11,386	
March	12,490	
April	13,431	
May	13,658	
June	13,658	

QUALITY

	Quantity	Base Number	Contract	AT	Region	England
% of FP17s for the same patient ID Re-attending within 3 months - Children	71	1,179	6.0%	9.9%	11.4%	11.6%
% of FP17s for the same patient ID Re-attending within 3 months - Adults	238	2,863	8.3%	13.8%	15.0%	15.5%
% of FP17s for the same patient ID Re-attending between 3 & 9 months - Children	645	1,179	54.7%	61.9%	59.9%	58.8%
% of FP17s for the same patient ID Re-attending between 3 & 9 months - Adults	1,836	2,863	64.1%	55.1%	52.0%	51.1%
% of FP17s for Band 1 Urgent Courses	86	2,984	2.9%	6.9%	8.0%	9.0%
% of FP17s Relating to Free Repair or Replacements	5	2,984	0.2%	0.8%	0.8%	0.8%
% of FP17s Relating to Continuations	30	2,984	1.0%	1.1%	0.9%	0.9%
% of Patients satisfied with the dentistry they have received	4	4	N/A	93.0%	93.5%	93.3%
% of Patients satisfied with the time they had to wait for an appointment	4	4	N/A	88.5%	89.1%	88.9%

* This is based on patients treated on this contract for their most recent course of treatment. Figures in italics indicate the base number of FP17s or Patient Questionnaire responses are less than 100. N/A is shown where the base number of responses is less than 10 during the period. % is calculated as Quantity/Base number*100

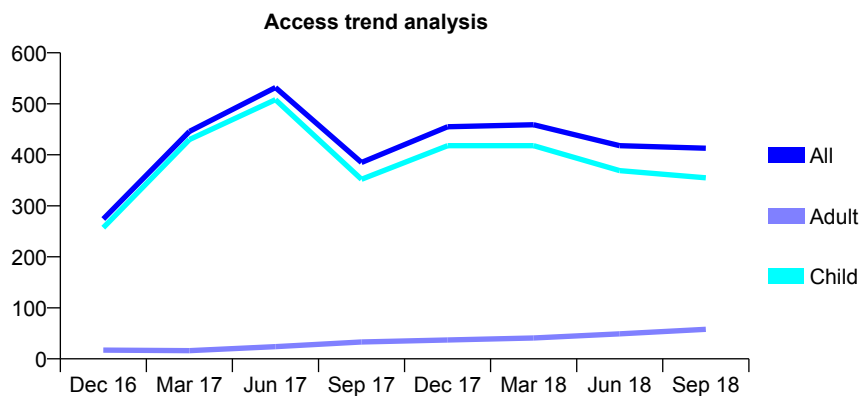
Q55 - Vital Signs At a Glance Contract Report for 561916/0002 - September 2018

Name or company name	MISS BM WILSON
Contract type name	GDS Contract
Purpose of contract	General
Contract start date	23/06/2013
Contract end date	

18/19 Contracted general activity (UDA)	787
Carry forward general activity (UDA)	0
18/19 Contracted orthodontic activity (UOA)	0
Carry forward orthodontic activity (UOA)	0
Baseline contract value	£20,936.77

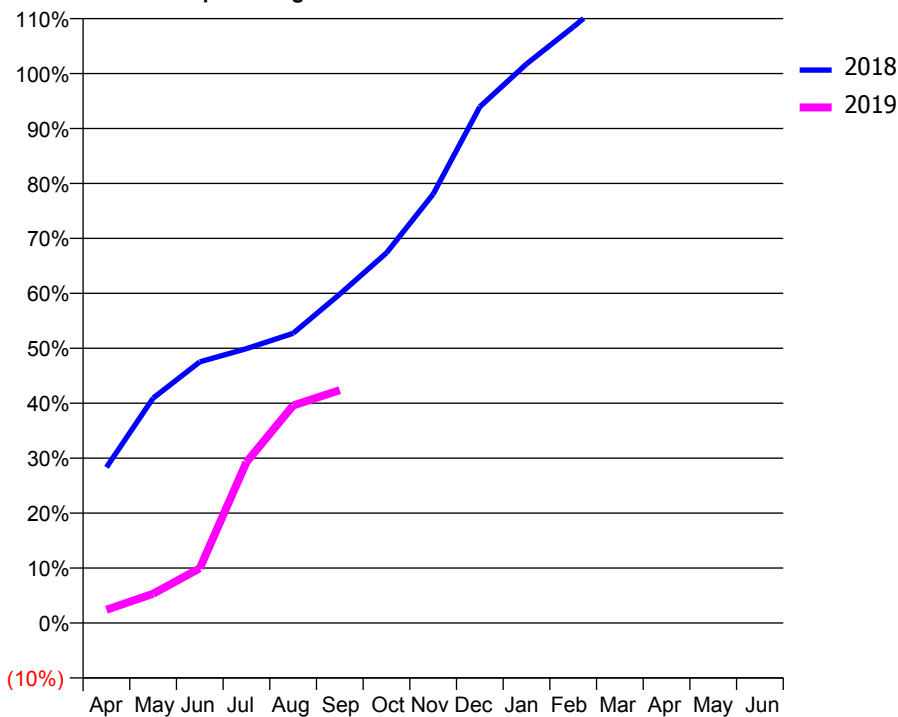
ACCESS*

Patients seen in 24 months	Total	Change since previous quarter
Quarter ending September 2017	385	
Quarter ending December 2017	455	↑
Quarter ending March 2018	459	→
Quarter ending June 2018	418	↓
Quarter ending September 2018	413	↓
Variance since September 2017	7.3%	↑



ACTIVITY

Cumulative percentage of contracted UDA delivered 2018 & 2019



Month	Adjusted Scheduled Activity (UDA)	
	2018	2019
April	223	19
May	322	42
June	374	78
July	393	230
August	415	312
September	471	334
October	530	
November	614	
December	739	
January	801	
February	854	
March	908	
April	947	
May	947	
June	947	

QUALITY

	Quantity	Base Number	Contract	AT	Region	England
% of FP17s for the same patient ID Re-attending within 3 months - Children	11	265	4.2%	9.9%	11.4%	11.6%
% of FP17s for the same patient ID Re-attending within 3 months - Adults	0	0	N/A	13.8%	15.0%	15.5%
% of FP17s for the same patient ID Re-attending between 3 & 9 months - Children	96	265	36.2%	61.9%	59.9%	58.8%
% of FP17s for the same patient ID Re-attending between 3 & 9 months - Adults	0	0	N/A	55.1%	52.0%	51.1%
% of FP17s for Band 1 Urgent Courses	3	236	1.3%	6.9%	8.0%	9.0%
% of FP17s Relating to Free Repair or Replacements	0	236	0.0%	0.8%	0.8%	0.8%
% of FP17s Relating to Continuations	5	236	2.1%	1.1%	0.9%	0.9%
% of Patients satisfied with the dentistry they have received	0	0	N/A	93.0%	93.5%	93.3%
% of Patients satisfied with the time they had to wait for an appointment	0	0	N/A	88.5%	89.1%	88.9%

* This is based on patients treated on this contract for their most recent course of treatment. Figures in italics indicate the base number of FP17s or Patient Questionnaire responses are less than 100. N/A is shown where the base number of responses is less than 10 during the period. % is calculated as Quantity/Base number*100

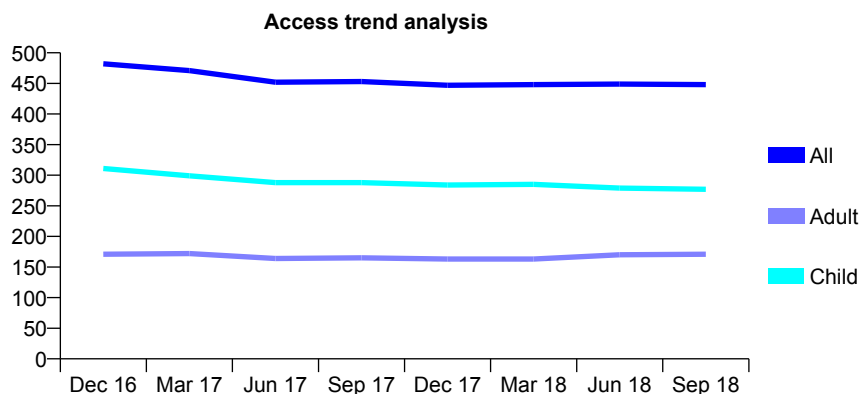
Q55 - Vital Signs At a Glance Contract Report for 571776/0001 - September 2018

Name or company name	MR JS FITTON
Contract type name	GDS Contract
Purpose of contract	General
Contract start date	01/04/2006
Contract end date	

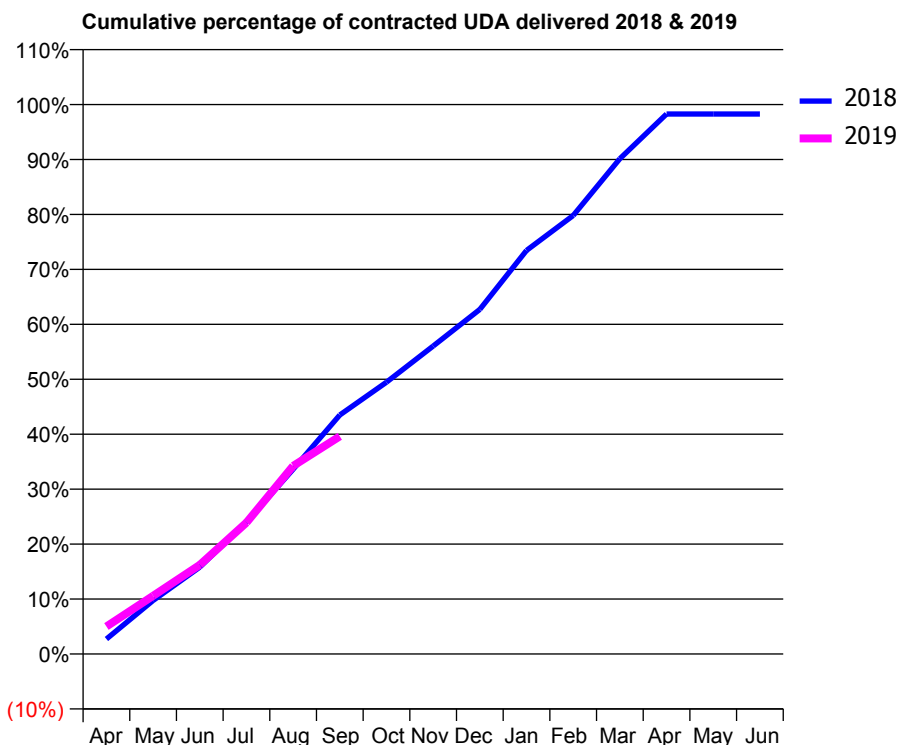
18/19 Contracted general activity (UDA)	1,024
Carry forward general activity (UDA)	0
18/19 Contracted orthodontic activity (UOA)	0
Carry forward orthodontic activity (UOA)	0
Baseline contract value	£22,639.42

ACCESS*

Patients seen in 24 months	Total	Change since previous quarter
Quarter ending September 2017	453	
Quarter ending December 2017	447	↓
Quarter ending March 2018	448	→
Quarter ending June 2018	449	→
Quarter ending September 2018	448	→
Variance since September 2017	(1.1%)	↓



ACTIVITY



Adjusted Scheduled Activity (UDA)		
Month	2018	2019
April	28	51
May	100	108
June	162	166
July	246	245
August	344	351
September	445	406
October	507	
November	574	
December	642	
January	752	
February	817	
March	923	
April	1,006	
May	1,006	
June	1,006	

QUALITY

	Quantity	Base Number	Contract	AT	Region	England
% of FP17s for the same patient ID Re-attending within 3 months - Children	17	230	7.4%	9.9%	11.4%	11.6%
% of FP17s for the same patient ID Re-attending within 3 months - Adults	2	102	2.0%	13.8%	15.0%	15.5%
% of FP17s for the same patient ID Re-attending between 3 & 9 months - Children	174	230	75.7%	61.9%	59.9%	58.8%
% of FP17s for the same patient ID Re-attending between 3 & 9 months - Adults	65	102	63.7%	55.1%	52.0%	51.1%
% of FP17s for Band 1 Urgent Courses	13	296	4.4%	6.9%	8.0%	9.0%
% of FP17s Relating to Free Repair or Replacements	0	296	0.0%	0.8%	0.8%	0.8%
% of FP17s Relating to Continuations	0	296	0.0%	1.1%	0.9%	0.9%
% of Patients satisfied with the dentistry they have received	0	0	N/A	93.0%	93.5%	93.3%
% of Patients satisfied with the time they had to wait for an appointment	0	0	N/A	88.5%	89.1%	88.9%

* This is based on patients treated on this contract for their most recent course of treatment. Figures in italics indicate the base number of FP17s or Patient Questionnaire responses are less than 100. N/A is shown where the base number of responses is less than 10 during the period. % is calculated as Quantity/Base number*100

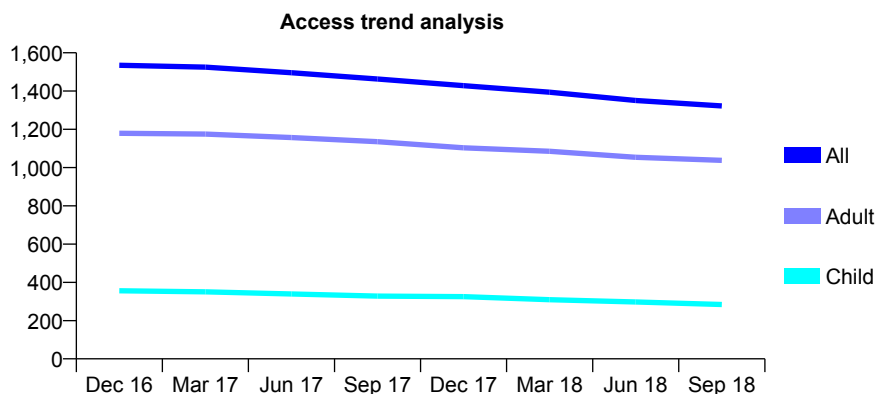
Q55 - Vital Signs At a Glance Contract Report for 572497/0001 - September 2018

Name or company name	MR CA TAVARES
Contract type name	GDS Contract
Purpose of contract	General
Contract start date	01/04/2006
Contract end date	

18/19 Contracted general activity (UDA)	4,705
Carry forward general activity (UDA)	0
18/19 Contracted orthodontic activity (UOA)	0
Carry forward orthodontic activity (UOA)	0
Baseline contract value	£104,095.35

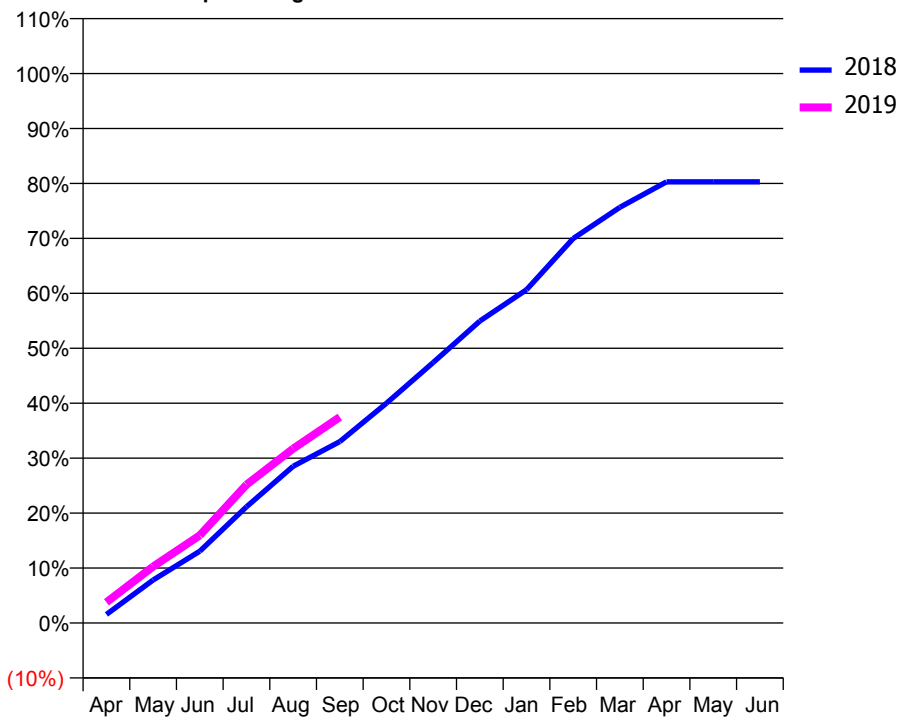
ACCESS*

Patients seen in 24 months	Total	Change since previous quarter
Quarter ending September 2017	1,463	
Quarter ending December 2017	1,428	↓
Quarter ending March 2018	1,394	↓
Quarter ending June 2018	1,351	↓
Quarter ending September 2018	1,322	↓
Variance since September 2017	(9.6%)	↓



ACTIVITY

Cumulative percentage of contracted UDA delivered 2018 & 2019



Month	Adjusted Scheduled Activity (UDA)	
	2018	2019
April	74	178
May	368	484
June	615	751
July	995	1,185
August	1,343	1,492
September	1,553	1,764
October	1,883	
November	2,231	
December	2,586	
January	2,854	
February	3,292	
March	3,559	
April	3,778	
May	3,778	
June	3,778	

QUALITY

	Quantity	Base Number	Contract	AT	Region	England
% of FP17s for the same patient ID Re-attending within 3 months - Children	12	254	4.7%	9.9%	11.4%	11.6%
% of FP17s for the same patient ID Re-attending within 3 months - Adults	111	920	12.1%	13.8%	15.0%	15.5%
% of FP17s for the same patient ID Re-attending between 3 & 9 months - Children	178	254	70.1%	61.9%	59.9%	58.8%
% of FP17s for the same patient ID Re-attending between 3 & 9 months - Adults	665	920	72.3%	55.1%	52.0%	51.1%
% of FP17s for Band 1 Urgent Courses	70	1,062	6.6%	6.9%	8.0%	9.0%
% of FP17s Relating to Free Repair or Replacements	5	1,062	0.5%	0.8%	0.8%	0.8%
% of FP17s Relating to Continuations	7	1,062	0.7%	1.1%	0.9%	0.9%
% of Patients satisfied with the dentistry they have received	3	3	N/A	93.0%	93.5%	93.3%
% of Patients satisfied with the time they had to wait for an appointment	3	3	N/A	88.5%	89.1%	88.9%

* This is based on patients treated on this contract for their most recent course of treatment. Figures in italics indicate the base number of FP17s or Patient Questionnaire responses are less than 100. N/A is shown where the base number of responses is less than 10 during the period. % is calculated as Quantity/Base number*100

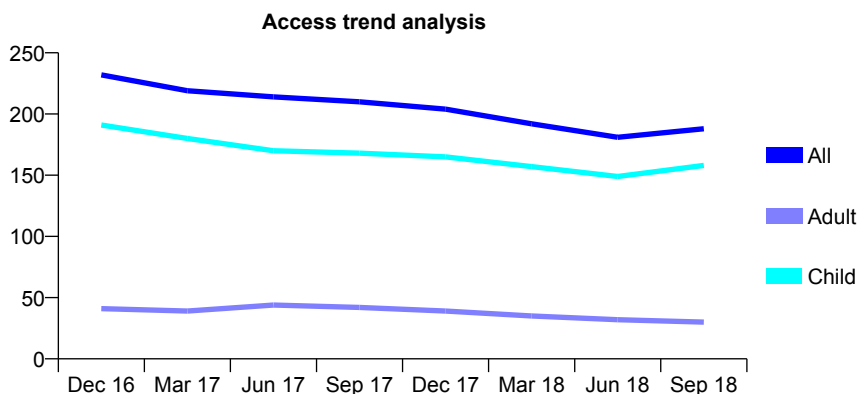
Q55 - Vital Signs At a Glance Contract Report for 572985/0001 - September 2018

Name or company name	MR C STEAD
Contract type name	GDS Contract
Purpose of contract	General
Contract start date	01/04/2006
Contract end date	

18/19 Contracted general activity (UDA)	400
Carry forward general activity (UDA)	0
18/19 Contracted orthodontic activity (UOA)	0
Carry forward orthodontic activity (UOA)	0
Baseline contract value	£9,825.16

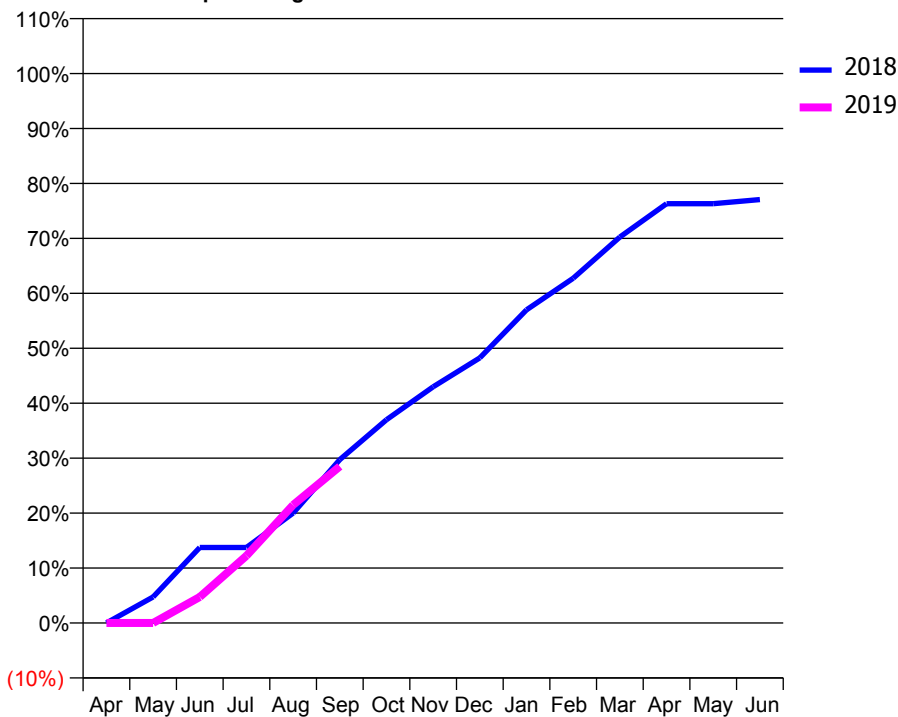
ACCESS*

Patients seen in 24 months	Total	Change since previous quarter
Quarter ending September 2017	210	
Quarter ending December 2017	204	↓
Quarter ending March 2018	192	↓
Quarter ending June 2018	181	↓
Quarter ending September 2018	188	↑
Variance since September 2017	(10.5%)	↓



ACTIVITY

Cumulative percentage of contracted UDA delivered 2018 & 2019



Adjusted Scheduled Activity (UDA)

Month	2018	2019
April	0	0
May	19	0
June	55	19
July	55	49
August	80	86
September	119	114
October	148	
November	172	
December	193	
January	228	
February	251	
March	281	
April	305	
May	305	
June	308	

QUALITY

	Quantity	Base Number	Contract	AT	Region	England
% of FP17s for the same patient ID Re-attending within 3 months - Children	7	126	5.6%	9.9%	11.4%	11.6%
% of FP17s for the same patient ID Re-attending within 3 months - Adults	0	8	0.0%	13.8%	15.0%	15.5%
% of FP17s for the same patient ID Re-attending between 3 & 9 months - Children	79	126	62.7%	61.9%	59.9%	58.8%
% of FP17s for the same patient ID Re-attending between 3 & 9 months - Adults	1	8	12.5%	55.1%	52.0%	51.1%
% of FP17s for Band 1 Urgent Courses	0	109	0.0%	6.9%	8.0%	9.0%
% of FP17s Relating to Free Repair or Replacements	0	109	0.0%	0.8%	0.8%	0.8%
% of FP17s Relating to Continuations	0	109	0.0%	1.1%	0.9%	0.9%
% of Patients satisfied with the dentistry they have received	0	0	N/A	93.0%	93.5%	93.3%
% of Patients satisfied with the time they had to wait for an appointment	0	0	N/A	88.5%	89.1%	88.9%

* This is based on patients treated on this contract for their most recent course of treatment. Figures in italics indicate the base number of FP17s or Patient Questionnaire responses are less than 100. N/A is shown where the base number of responses is less than 10 during the period. % is calculated as Quantity/Base number*100

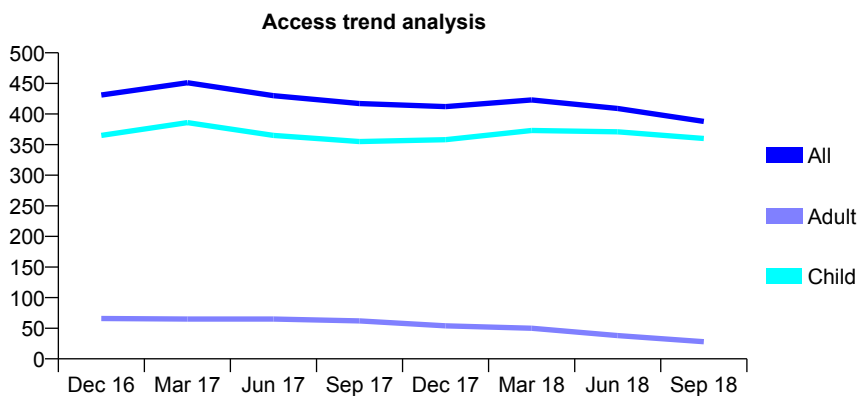
Q55 - Vital Signs At a Glance Contract Report for 574813/0001 - September 2018

Name or company name	MR BB SNAPE
Contract type name	GDS Contract
Purpose of contract	General
Contract start date	01/04/2006
Contract end date	

18/19 Contracted general activity (UDA)	780
Carry forward general activity (UDA)	0
18/19 Contracted orthodontic activity (UOA)	0
Carry forward orthodontic activity (UOA)	0
Baseline contract value	£15,772.80

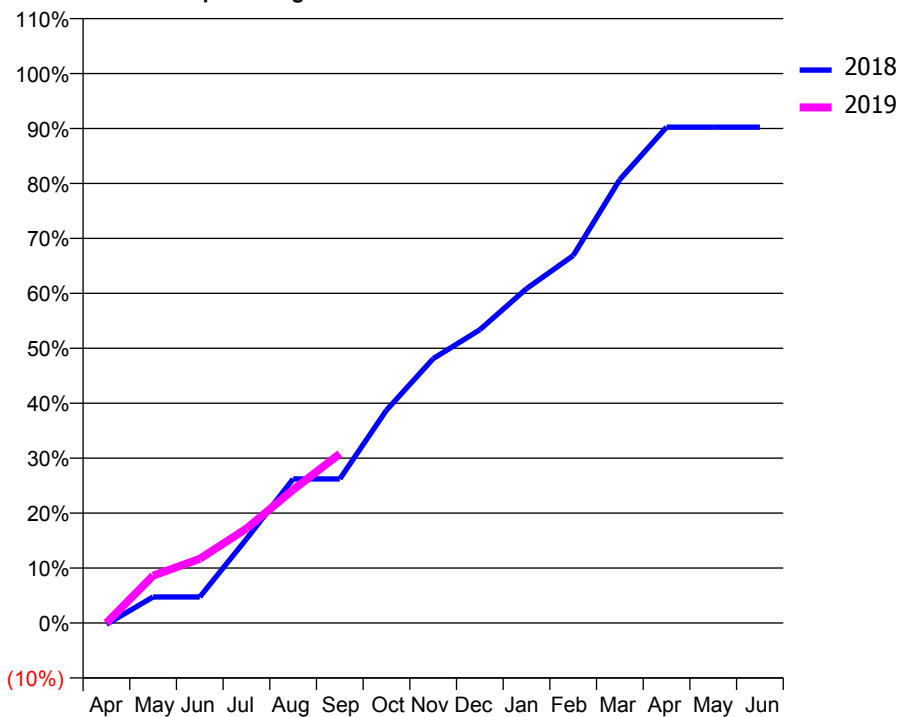
ACCESS*

Patients seen in 24 months	Total	Change since previous quarter
Quarter ending September 2017	417	
Quarter ending December 2017	412	↓
Quarter ending March 2018	423	↑
Quarter ending June 2018	409	↓
Quarter ending September 2018	388	↓
Variance since September 2017	(7.0%)	↓



ACTIVITY

Cumulative percentage of contracted UDA delivered 2018 & 2019



Adjusted Scheduled Activity (UDA)		
Month	2018	2019
April	-2	0
May	37	67
June	37	91
July	119	134
August	205	189
September	205	240
October	302	
November	375	
December	416	
January	475	
February	522	
March	630	
April	704	
May	704	
June	704	

QUALITY

	Quantity	Base Number	Contract	AT	Region	England
% of FP17s for the same patient ID Re-attending within 3 months - Children	10	235	4.3%	9.9%	11.4%	11.6%
% of FP17s for the same patient ID Re-attending within 3 months - Adults	0	0	N/A	13.8%	15.0%	15.5%
% of FP17s for the same patient ID Re-attending between 3 & 9 months - Children	170	235	72.3%	61.9%	59.9%	58.8%
% of FP17s for the same patient ID Re-attending between 3 & 9 months - Adults	0	0	N/A	55.1%	52.0%	51.1%
% of FP17s for Band 1 Urgent Courses	1	184	0.5%	6.9%	8.0%	9.0%
% of FP17s Relating to Free Repair or Replacements	0	184	0.0%	0.8%	0.8%	0.8%
% of FP17s Relating to Continuations	0	184	0.0%	1.1%	0.9%	0.9%
% of Patients satisfied with the dentistry they have received	0	0	N/A	93.0%	93.5%	93.3%
% of Patients satisfied with the time they had to wait for an appointment	0	0	N/A	88.5%	89.1%	88.9%

* This is based on patients treated on this contract for their most recent course of treatment. Figures in italics indicate the base number of FP17s or Patient Questionnaire responses are less than 100. N/A is shown where the base number of responses is less than 10 during the period. % is calculated as Quantity/Base number*100

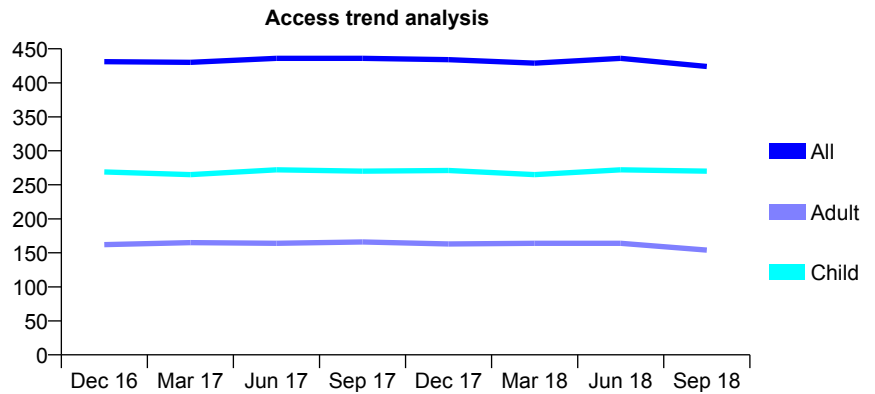
Q55 - Vital Signs At a Glance Contract Report for 575275/0001 - September 2018

Name or company name	MR SM O'DONOVAN
Contract type name	GDS Contract
Purpose of contract	General
Contract start date	01/04/2006
Contract end date	

18/19 Contracted general activity (UDA)	988
Carry forward general activity (UDA)	0
18/19 Contracted orthodontic activity (UOA)	0
Carry forward orthodontic activity (UOA)	0
Baseline contract value	£20,048.55

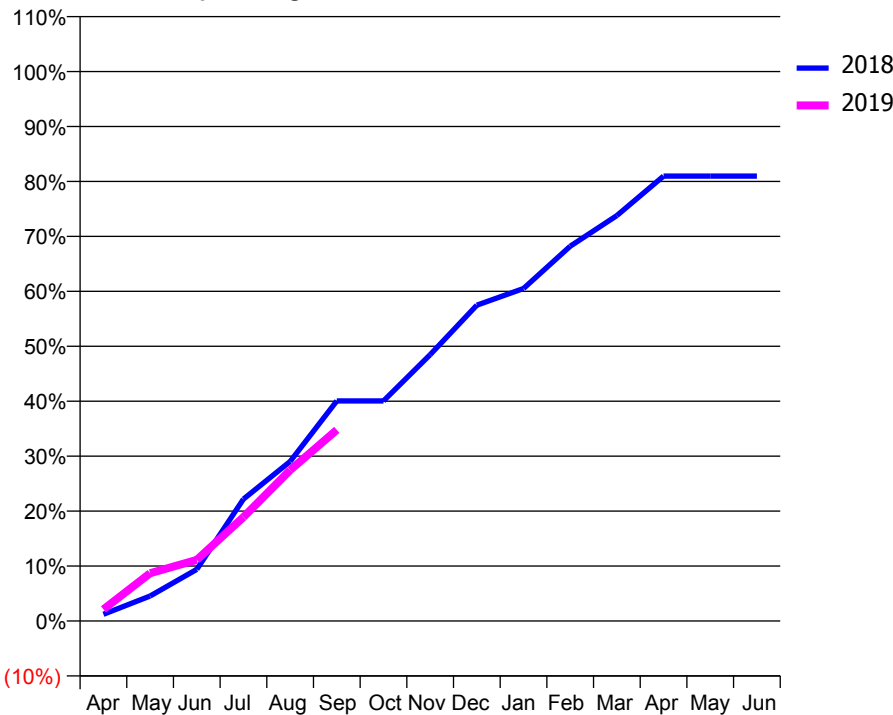
ACCESS*

Patients seen in 24 months	Total	Change since previous quarter
Quarter ending September 2017	436	
Quarter ending December 2017	434	→
Quarter ending March 2018	429	↓
Quarter ending June 2018	436	→
Quarter ending September 2018	424	↓
Variance since September 2017	(2.8%)	↓



ACTIVITY

Cumulative percentage of contracted UDA delivered 2018 & 2019



Month	Adjusted Scheduled Activity (UDA)	
	2018	2019
April	12	21
May	45	86
June	93	110
July	219	187
August	287	271
September	396	344
October	396	
November	479	
December	568	
January	598	
February	674	
March	729	
April	800	
May	800	
June	800	

QUALITY

	Quantity	Base Number	Contract	AT	Region	England
% of FP17s for the same patient ID Re-attending within 3 months - Children	20	229	8.7%	9.9%	11.4%	11.6%
% of FP17s for the same patient ID Re-attending within 3 months - Adults	11	101	10.9%	13.8%	15.0%	15.5%
% of FP17s for the same patient ID Re-attending between 3 & 9 months - Children	150	229	65.5%	61.9%	59.9%	58.8%
% of FP17s for the same patient ID Re-attending between 3 & 9 months - Adults	59	101	58.4%	55.1%	52.0%	51.1%
% of FP17s for Band 1 Urgent Courses	3	267	1.1%	6.9%	8.0%	9.0%
% of FP17s Relating to Free Repair or Replacements	0	267	0.0%	0.8%	0.8%	0.8%
% of FP17s Relating to Continuations	0	267	0.0%	1.1%	0.9%	0.9%
% of Patients satisfied with the dentistry they have received	0	0	N/A	93.0%	93.5%	93.3%
% of Patients satisfied with the time they had to wait for an appointment	0	0	N/A	88.5%	89.1%	88.9%

* This is based on patients treated on this contract for their most recent course of treatment. Figures in italics indicate the base number of FP17s or Patient Questionnaire responses are less than 100. N/A is shown where the base number of responses is less than 10 during the period. % is calculated as Quantity/Base number*100

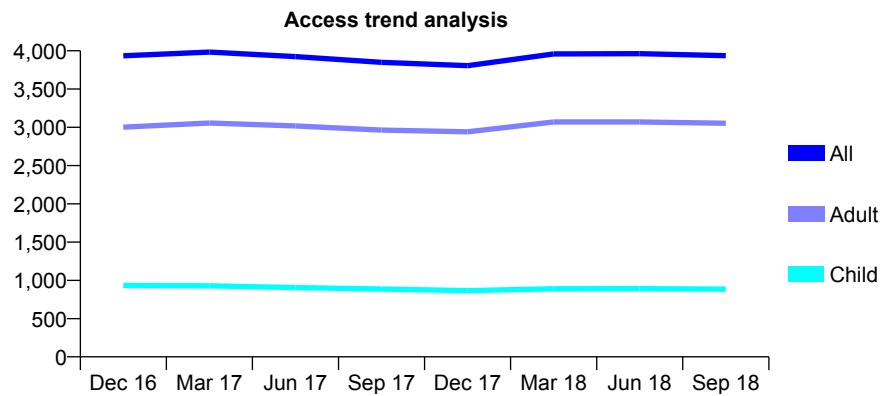
Q55 - Vital Signs At a Glance Contract Report for 576050/0002 - September 2018

Name or company name	MR AJ STOGGALL
Contract type name	GDS Contract
Purpose of contract	General
Contract start date	01/04/2006
Contract end date	

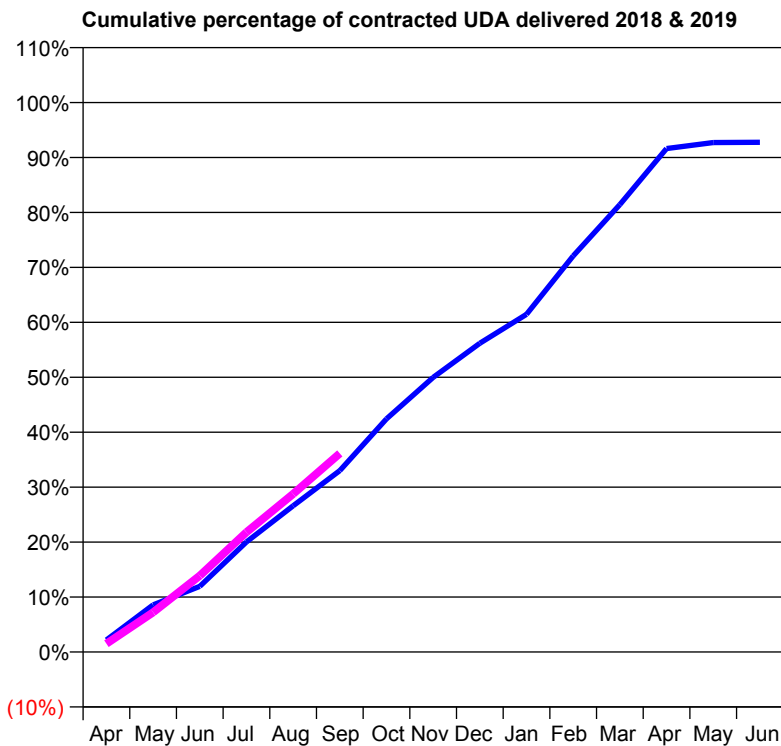
18/19 Contracted general activity (UDA)	13,035
Carry forward general activity (UDA)	0
18/19 Contracted orthodontic activity (UOA)	0
Carry forward orthodontic activity (UOA)	0
Baseline contract value	£347,732.75

ACCESS*

Patients seen in 24 months	Total	Change since previous quarter
Quarter ending September 2017	3,850	
Quarter ending December 2017	3,806	↓
Quarter ending March 2018	3,959	↑
Quarter ending June 2018	3,963	→
Quarter ending September 2018	3,937	→
Variance since September 2017	2.3%	↑



ACTIVITY



Month	Adjusted Scheduled Activity (UDA)	
	2018	2019
April	287	199
May	1,118	941
June	1,558	1,811
July	2,610	2,842
August	3,468	3,751
September	4,302	4,711
October	5,532	
November	6,514	
December	7,325	
January	8,010	
February	9,396	
March	10,615	
April	11,941	
May	12,086	
June	12,092	

QUALITY

	Quantity	Base Number	Contract	AT	Region	England
% of FP17s for the same patient ID Re-attending within 3 months - Children	51	625	8.2%	9.9%	11.4%	11.6%
% of FP17s for the same patient ID Re-attending within 3 months - Adults	442	2,413	18.3%	13.8%	15.0%	15.5%
% of FP17s for the same patient ID Re-attending between 3 & 9 months - Children	357	625	57.1%	61.9%	59.9%	58.8%
% of FP17s for the same patient ID Re-attending between 3 & 9 months - Adults	1,358	2,413	56.3%	55.1%	52.0%	51.1%
% of FP17s for Band 1 Urgent Courses	218	2,523	8.6%	6.9%	8.0%	9.0%
% of FP17s Relating to Free Repair or Replacements	38	2,523	1.5%	0.8%	0.8%	0.8%
% of FP17s Relating to Continuations	91	2,523	3.6%	1.1%	0.9%	0.9%
% of Patients satisfied with the dentistry they have received	2	2	N/A	93.0%	93.5%	93.3%
% of Patients satisfied with the time they had to wait for an appointment	2	2	N/A	88.5%	89.1%	88.9%

* This is based on patients treated on this contract for their most recent course of treatment. Figures in italics indicate the base number of FP17s or Patient Questionnaire responses are less than 100. N/A is shown where the base number of responses is less than 10 during the period. % is calculated as Quantity/Base number*100

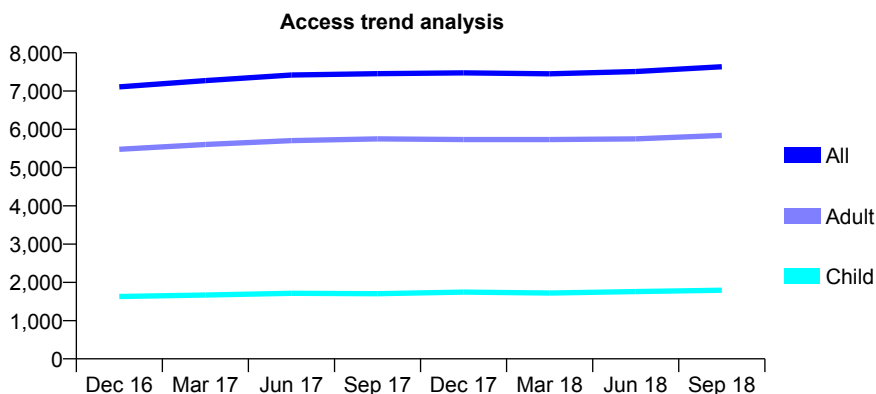
Q55 - Vital Signs At a Glance Contract Report for 577421/0001 - September 2018

Name or company name	MISS AC PETERSON
Contract type name	GDS Contract
Purpose of contract	General
Contract start date	01/04/2006
Contract end date	

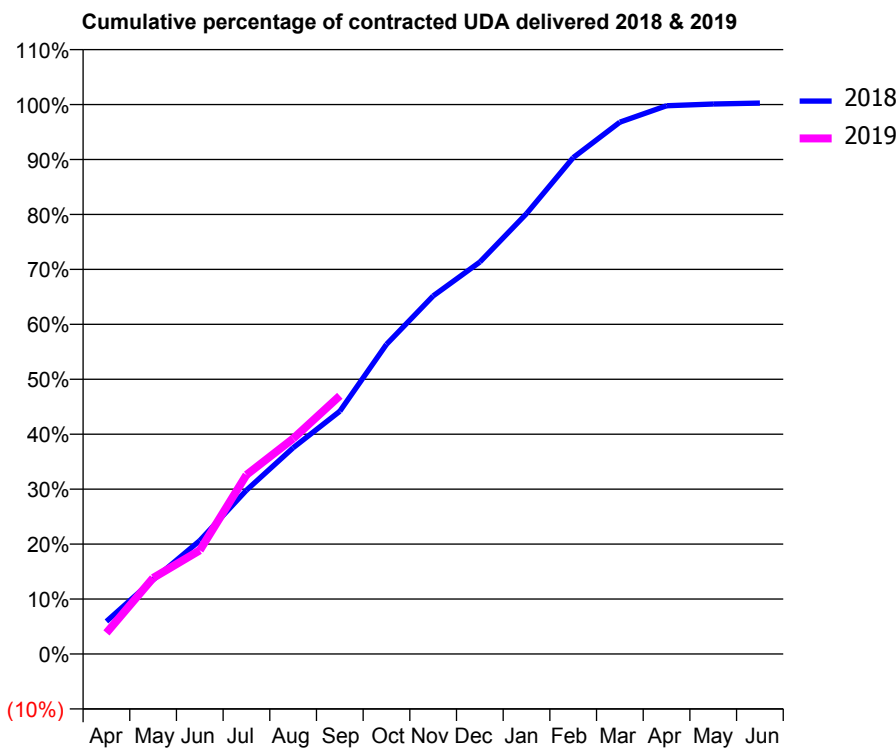
18/19 Contracted general activity (UDA)	18,015
Carry forward general activity (UDA)	0
18/19 Contracted orthodontic activity (UOA)	0
Carry forward orthodontic activity (UOA)	0
Baseline contract value	£500,144.61

ACCESS*

Patients seen in 24 months	Total	Change since previous quarter
Quarter ending September 2017	7,455	
Quarter ending December 2017	7,476	→
Quarter ending March 2018	7,451	→
Quarter ending June 2018	7,511	→
Quarter ending September 2018	7,635	→
Variance since September 2017	2.4%	↑



ACTIVITY



Month	Adjusted Scheduled Activity (UDA)	
	2018	2019
April	922	693
May	2,094	2,492
June	3,202	3,399
July	4,624	5,875
August	5,821	7,062
September	6,854	8,467
October	8,744	
November	10,111	
December	11,066	
January	12,435	
February	14,014	
March	15,019	
April	15,482	
May	15,530	
June	15,555	

QUALITY

	Quantity	Base Number	Contract	AT	Region	England
% of FP17s for the same patient ID Re-attending within 3 months - Children	91	1,379	6.6%	9.9%	11.4%	11.6%
% of FP17s for the same patient ID Re-attending within 3 months - Adults	506	4,175	12.1%	13.8%	15.0%	15.5%
% of FP17s for the same patient ID Re-attending between 3 & 9 months - Children	812	1,379	58.9%	61.9%	59.9%	58.8%
% of FP17s for the same patient ID Re-attending between 3 & 9 months - Adults	2,258	4,175	54.1%	55.1%	52.0%	51.1%
% of FP17s for Band 1 Urgent Courses	159	4,266	3.7%	6.9%	8.0%	9.0%
% of FP17s Relating to Free Repair or Replacements	45	4,266	1.1%	0.8%	0.8%	0.8%
% of FP17s Relating to Continuations	108	4,266	2.5%	1.1%	0.9%	0.9%
% of Patients satisfied with the dentistry they have received	17	18	94.4%	93.0%	93.5%	93.3%
% of Patients satisfied with the time they had to wait for an appointment	15	18	83.3%	88.5%	89.1%	88.9%

* This is based on patients treated on this contract for their most recent course of treatment. Figures in italics indicate the base number of FP17s or Patient Questionnaire responses are less than 100. N/A is shown where the base number of responses is less than 10 during the period. % is calculated as Quantity/Base number*100

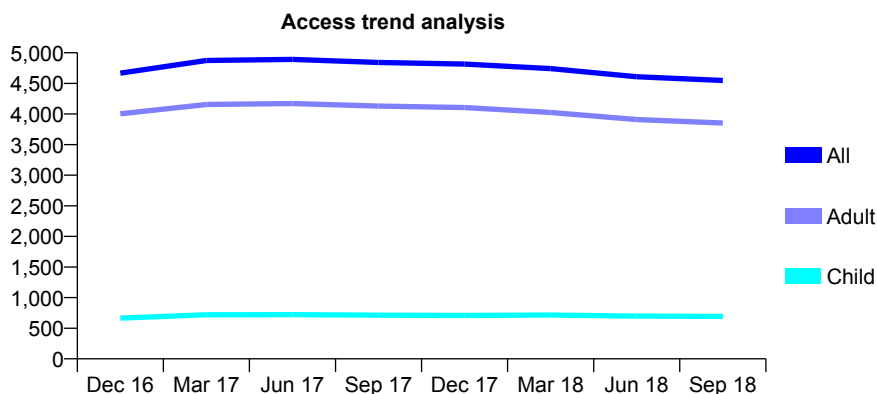
Q55 - Vital Signs At a Glance Contract Report for 612715/0001 - September 2018

Name or company name	Ward & Allison Dental Practice
Contract type name	GDS Contract
Purpose of contract	General
Contract start date	01/02/2010
Contract end date	

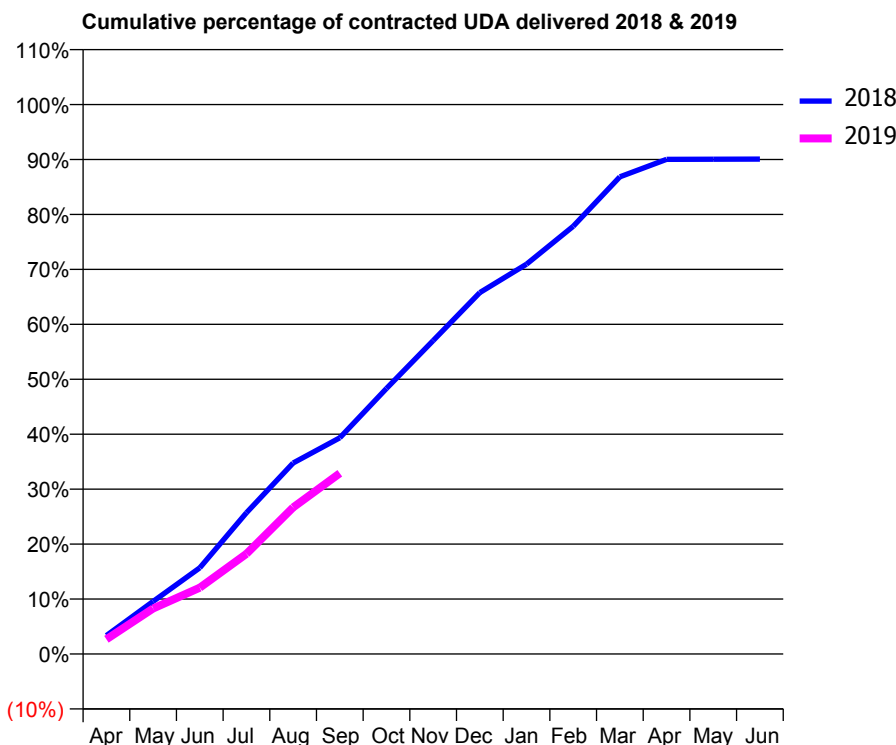
18/19 Contracted general activity (UDA)	13,207
Carry forward general activity (UDA)	0
18/19 Contracted orthodontic activity (UOA)	0
Carry forward orthodontic activity (UOA)	0
Baseline contract value	£271,495.49

ACCESS*

Patients seen in 24 months	Total	Change since previous quarter
Quarter ending September 2017	4,842	
Quarter ending December 2017	4,816	→
Quarter ending March 2018	4,741	↓
Quarter ending June 2018	4,608	↓
Quarter ending September 2018	4,547	↓
Variance since September 2017	(6.1%)	↓



ACTIVITY



Month	Adjusted Scheduled Activity (UDA)	
	2018	2019
April	443	353
May	1,265	1,095
June	2,073	1,595
July	3,397	2,410
August	4,591	3,524
September	5,198	4,343
October	6,382	
November	7,532	
December	8,686	
January	9,369	
February	10,279	
March	11,468	
April	11,888	
May	11,893	
June	11,894	

QUALITY

	Quantity	Base Number	Contract	AT	Region	England
% of FP17s for the same patient ID Re-attending within 3 months - Children	9	425	2.1%	9.9%	11.4%	11.6%
% of FP17s for the same patient ID Re-attending within 3 months - Adults	215	2,081	10.3%	13.8%	15.0%	15.5%
% of FP17s for the same patient ID Re-attending between 3 & 9 months - Children	219	425	51.5%	61.9%	59.9%	58.8%
% of FP17s for the same patient ID Re-attending between 3 & 9 months - Adults	1,063	2,081	51.1%	55.1%	52.0%	51.1%
% of FP17s for Band 1 Urgent Courses	124	2,297	5.4%	6.9%	8.0%	9.0%
% of FP17s Relating to Free Repair or Replacements	12	2,297	0.5%	0.8%	0.8%	0.8%
% of FP17s Relating to Continuations	9	2,297	0.4%	1.1%	0.9%	0.9%
% of Patients satisfied with the dentistry they have received	3	4	N/A	93.0%	93.5%	93.3%
% of Patients satisfied with the time they had to wait for an appointment	3	4	N/A	88.5%	89.1%	88.9%

* This is based on patients treated on this contract for their most recent course of treatment. Figures in italics indicate the base number of FP17s or Patient Questionnaire responses are less than 100. N/A is shown where the base number of responses is less than 10 during the period. % is calculated as Quantity/Base number*100

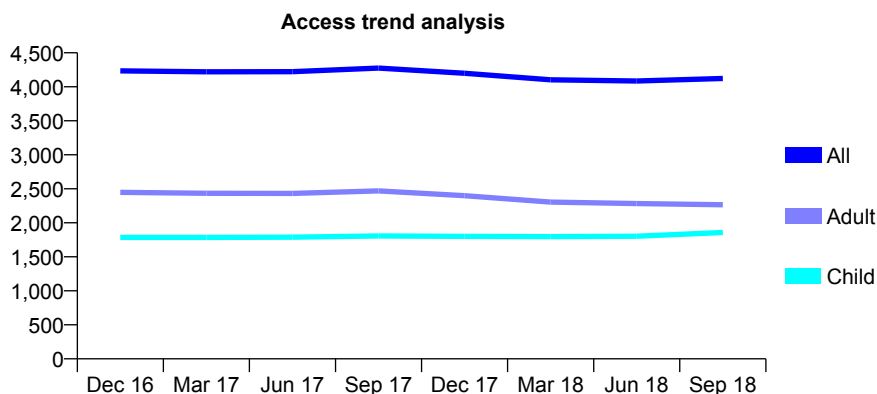
Q55 - Vital Signs At a Glance Contract Report for 651281/0001 - September 2018

Name or company name	MR GC SAVVA
Contract type name	GDS Contract
Purpose of contract	General
Contract start date	01/04/2006
Contract end date	

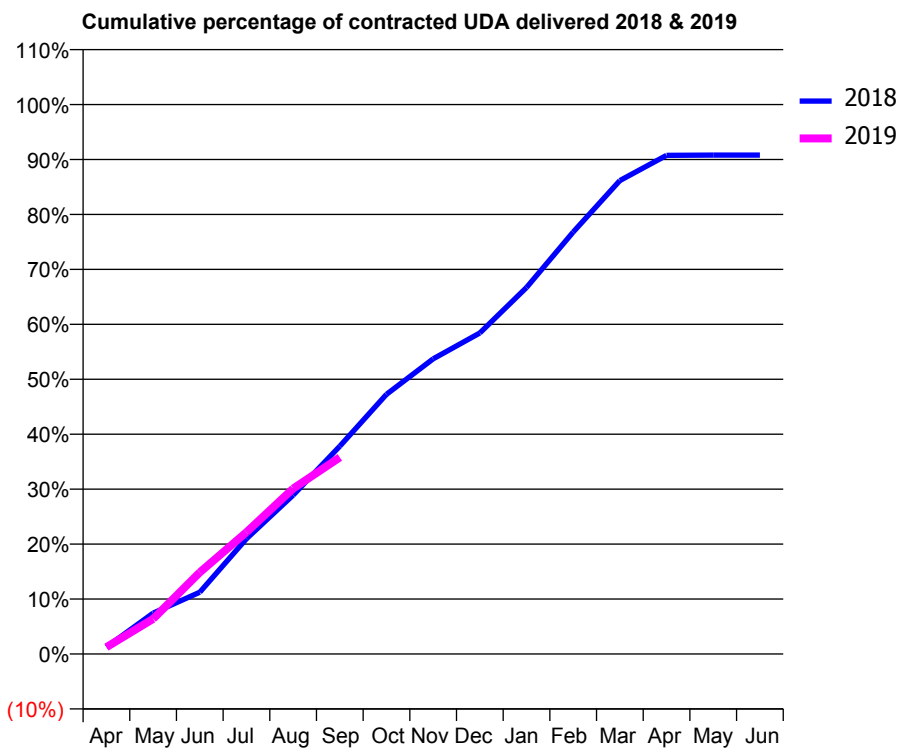
18/19 Contracted general activity (UDA)	11,011
Carry forward general activity (UDA)	0
18/19 Contracted orthodontic activity (UOA)	0
Carry forward orthodontic activity (UOA)	0
Baseline contract value	£274,763.91

ACCESS*

Patients seen in 24 months	Total	Change since previous quarter
Quarter ending September 2017	4,275	
Quarter ending December 2017	4,199	↓
Quarter ending March 2018	4,102	↓
Quarter ending June 2018	4,086	→
Quarter ending September 2018	4,123	→
Variance since September 2017	(3.6%)	↓



ACTIVITY



Month	Adjusted Scheduled Activity (UDA)	
	2018	2019
April	128	138
May	744	704
June	1,124	1,636
July	2,098	2,441
August	2,891	3,314
September	3,781	3,939
October	4,725	
November	5,371	
December	5,842	
January	6,670	
February	7,680	
March	8,615	
April	9,074	
May	9,080	
June	9,080	

QUALITY

	Quantity	Base Number	Contract	AT	Region	England
% of FP17s for the same patient ID Re-attending within 3 months - Children	127	1,567	8.1%	9.9%	11.4%	11.6%
% of FP17s for the same patient ID Re-attending within 3 months - Adults	253	1,701	14.9%	13.8%	15.0%	15.5%
% of FP17s for the same patient ID Re-attending between 3 & 9 months - Children	1,006	1,567	64.2%	61.9%	59.9%	58.8%
% of FP17s for the same patient ID Re-attending between 3 & 9 months - Adults	1,117	1,701	65.7%	55.1%	52.0%	51.1%
% of FP17s for Band 1 Urgent Courses	171	2,575	6.6%	6.9%	8.0%	9.0%
% of FP17s Relating to Free Repair or Replacements	9	2,575	0.3%	0.8%	0.8%	0.8%
% of FP17s Relating to Continuations	8	2,575	0.3%	1.1%	0.9%	0.9%
% of Patients satisfied with the dentistry they have received	2	2	N/A	93.0%	93.5%	93.3%
% of Patients satisfied with the time they had to wait for an appointment	2	2	N/A	88.5%	89.1%	88.9%

* This is based on patients treated on this contract for their most recent course of treatment. Figures in italics indicate the base number of FP17s or Patient Questionnaire responses are less than 100. N/A is shown where the base number of responses is less than 10 during the period. % is calculated as Quantity/Base number*100

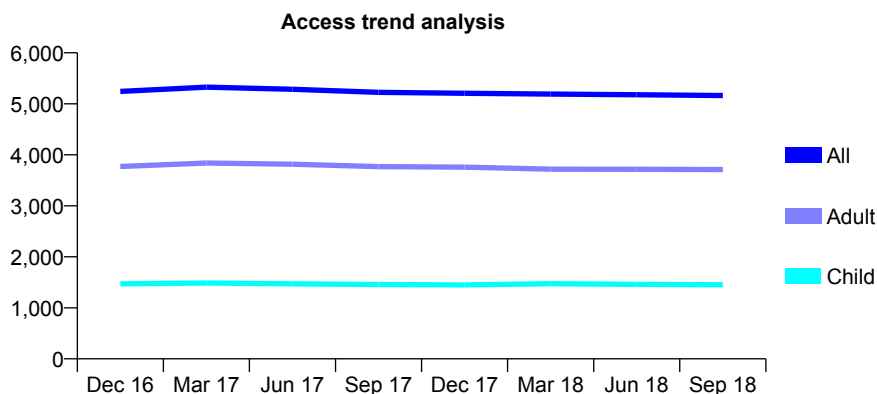
Q55 - Vital Signs At a Glance Contract Report for 653861/0001 - September 2018

Name or company name	MR AF CHALMERS
Contract type name	GDS Contract
Purpose of contract	General and Orthodontic
Contract start date	01/04/2006
Contract end date	

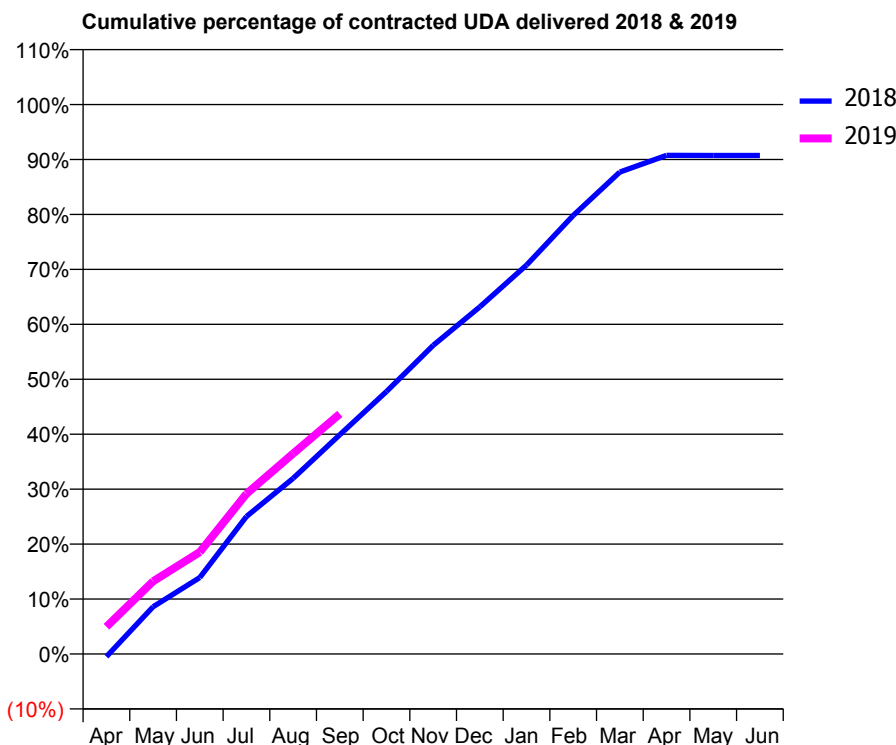
18/19 Contracted general activity (UDA)	14,500
Carry forward general activity (UDA)	0
18/19 Contracted orthodontic activity (UOA)	590
Carry forward orthodontic activity (UOA)	0
Baseline contract value	£430,940.70

ACCESS*

Patients seen in 24 months	Total	Change since previous quarter
Quarter ending September 2017	5,226	
Quarter ending December 2017	5,206	→
Quarter ending March 2018	5,192	→
Quarter ending June 2018	5,177	→
Quarter ending September 2018	5,162	→
Variance since September 2017	(1.2%)	↓



ACTIVITY



Month	Adjusted Scheduled Activity (UDA)	
	2018	2019
April	-77	720
May	1,332	1,919
June	2,158	2,692
July	3,881	4,227
August	4,954	5,290
September	6,187	6,334
October	7,404	
November	8,704	
December	9,794	
January	10,971	
February	12,369	
March	13,594	
April	14,067	
May	14,062	
June	14,063	

QUALITY

	Quantity	Base Number	Contract	AT	Region	England
% of FP17s for the same patient ID Re-attending within 3 months - Children	146	1,394	10.5%	9.9%	11.4%	11.6%
% of FP17s for the same patient ID Re-attending within 3 months - Adults	387	2,977	13.0%	13.8%	15.0%	15.5%
% of FP17s for the same patient ID Re-attending between 3 & 9 months - Children	1,034	1,394	74.2%	61.9%	59.9%	58.8%
% of FP17s for the same patient ID Re-attending between 3 & 9 months - Adults	2,045	2,977	68.7%	55.1%	52.0%	51.1%
% of FP17s for Band 1 Urgent Courses	280	4,043	6.9%	6.9%	8.0%	9.0%
% of FP17s Relating to Free Repair or Replacements	20	4,043	0.5%	0.8%	0.8%	0.8%
% of FP17s Relating to Continuations	6	4,043	0.1%	1.1%	0.9%	0.9%
% of Patients satisfied with the dentistry they have received	5	5	N/A	93.0%	93.5%	93.3%
% of Patients satisfied with the time they had to wait for an appointment	4	5	N/A	88.5%	89.1%	88.9%

* This is based on patients treated on this contract for their most recent course of treatment. Figures in italics indicate the base number of FP17s or Patient Questionnaire responses are less than 100. N/A is shown where the base number of responses is less than 10 during the period. % is calculated as Quantity/Base number*100

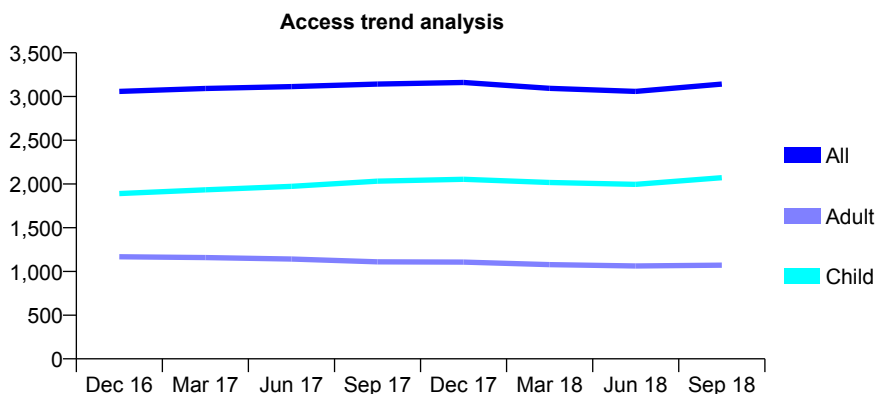
Q55 - Vital Signs At a Glance Contract Report for 673838/0001 - September 2018

Name or company name	MR JF HUME-SPRY
Contract type name	GDS Contract
Purpose of contract	General
Contract start date	01/04/2006
Contract end date	

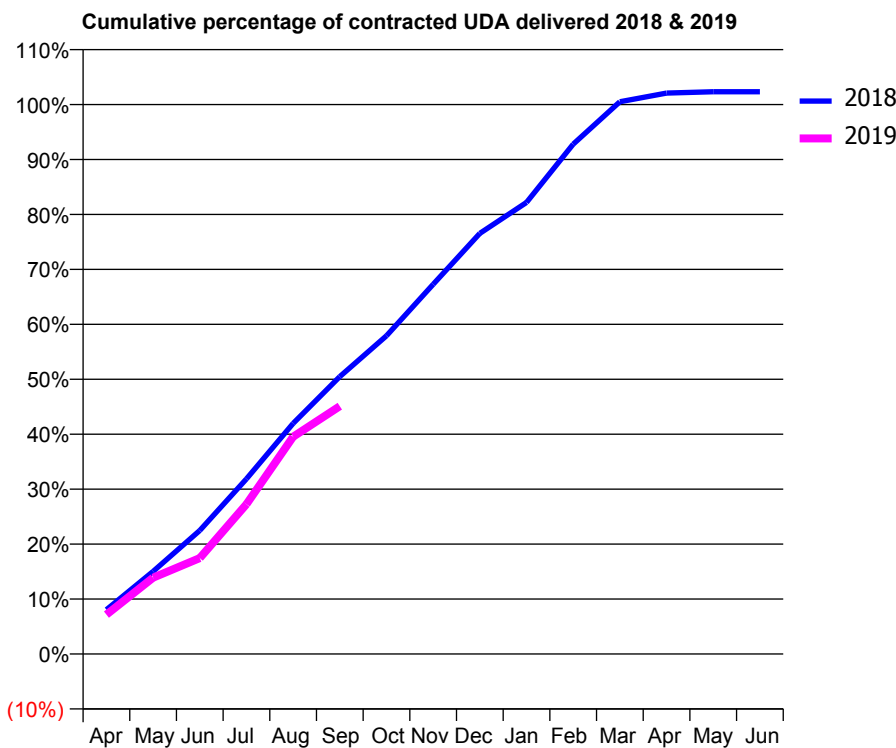
18/19 Contracted general activity (UDA)	7,875
Carry forward general activity (UDA)	0
18/19 Contracted orthodontic activity (UOA)	0
Carry forward orthodontic activity (UOA)	0
Baseline contract value	£181,520.39

ACCESS*

Patients seen in 24 months	Total	Change since previous quarter
Quarter ending September 2017	3,142	
Quarter ending December 2017	3,160	→
Quarter ending March 2018	3,094	↓
Quarter ending June 2018	3,058	↓
Quarter ending September 2018	3,143	↑
Variance since September 2017	0.0%	→



ACTIVITY



Adjusted Scheduled Activity (UDA)		
Month	2018	2019
April	635	565
May	1,185	1,094
June	1,770	1,375
July	2,510	2,148
August	3,304	3,114
September	3,976	3,552
October	4,561	
November	5,297	
December	6,029	
January	6,472	
February	7,307	
March	7,915	
April	8,038	
May	8,057	
June	8,057	

QUALITY

	Quantity	Base Number	Contract	AT	Region	England
% of FP17s for the same patient ID Re-attending within 3 months - Children	114	1,713	6.7%	9.9%	11.4%	11.6%
% of FP17s for the same patient ID Re-attending within 3 months - Adults	104	707	14.7%	13.8%	15.0%	15.5%
% of FP17s for the same patient ID Re-attending between 3 & 9 months - Children	1,204	1,713	70.3%	61.9%	59.9%	58.8%
% of FP17s for the same patient ID Re-attending between 3 & 9 months - Adults	468	707	66.2%	55.1%	52.0%	51.1%
% of FP17s for Band 1 Urgent Courses	49	2,289	2.1%	6.9%	8.0%	9.0%
% of FP17s Relating to Free Repair or Replacements	4	2,289	0.2%	0.8%	0.8%	0.8%
% of FP17s Relating to Continuations	36	2,289	1.6%	1.1%	0.9%	0.9%
% of Patients satisfied with the dentistry they have received	1	1	N/A	93.0%	93.5%	93.3%
% of Patients satisfied with the time they had to wait for an appointment	1	1	N/A	88.5%	89.1%	88.9%

* This is based on patients treated on this contract for their most recent course of treatment. Figures in italics indicate the base number of FP17s or Patient Questionnaire responses are less than 100. N/A is shown where the base number of responses is less than 10 during the period. % is calculated as Quantity/Base number*100

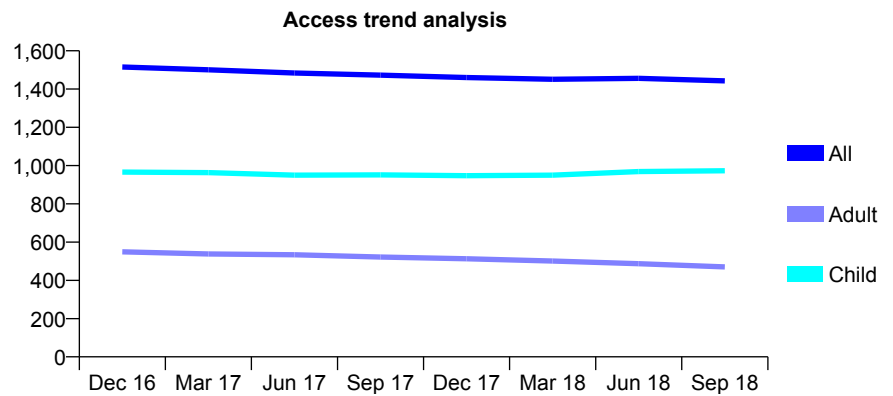
Q55 - Vital Signs At a Glance Contract Report for 673862/0002 - September 2018

Name or company name	MR SC PEARCE
Contract type name	GDS Contract
Purpose of contract	General
Contract start date	01/04/2006
Contract end date	

18/19 Contracted general activity (UDA)	4,100
Carry forward general activity (UDA)	0
18/19 Contracted orthodontic activity (UOA)	0
Carry forward orthodontic activity (UOA)	0
Baseline contract value	£94,468.84

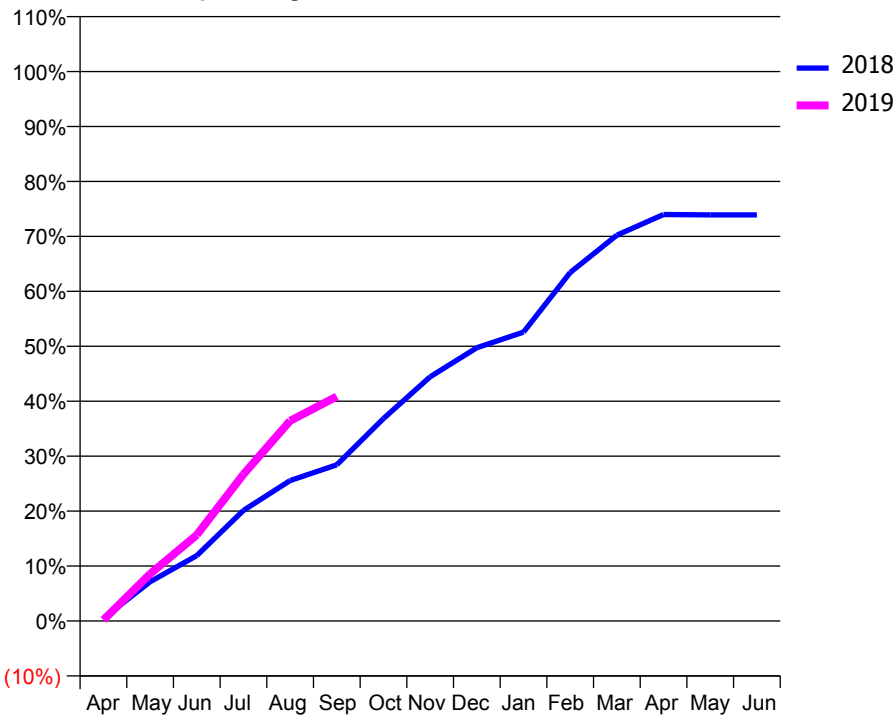
ACCESS*

Patients seen in 24 months	Total	Change since previous quarter
Quarter ending September 2017	1,473	
Quarter ending December 2017	1,460	→
Quarter ending March 2018	1,451	→
Quarter ending June 2018	1,456	→
Quarter ending September 2018	1,443	→
Variance since September 2017	(2.0%)	↓



ACTIVITY

Cumulative percentage of contracted UDA delivered 2018 & 2019



Month	Adjusted Scheduled Activity (UDA)	
	2018	2019
April	27	7
May	373	352
June	622	642
July	1,051	1,095
August	1,335	1,494
September	1,485	1,675
October	1,925	
November	2,322	
December	2,597	
January	2,745	
February	3,313	
March	3,668	
April	3,863	
May	3,860	
June	3,860	

QUALITY

	Quantity	Base Number	Contract	AT	Region	England
% of FP17s for the same patient ID Re-attending within 3 months - Children	39	821	4.8%	9.9%	11.4%	11.6%
% of FP17s for the same patient ID Re-attending within 3 months - Adults	40	313	12.8%	13.8%	15.0%	15.5%
% of FP17s for the same patient ID Re-attending between 3 & 9 months - Children	599	821	73.0%	61.9%	59.9%	58.8%
% of FP17s for the same patient ID Re-attending between 3 & 9 months - Adults	221	313	70.6%	55.1%	52.0%	51.1%
% of FP17s for Band 1 Urgent Courses	48	1,035	4.6%	6.9%	8.0%	9.0%
% of FP17s Relating to Free Repair or Replacements	4	1,035	0.4%	0.8%	0.8%	0.8%
% of FP17s Relating to Continuations	0	1,035	0.0%	1.1%	0.9%	0.9%
% of Patients satisfied with the dentistry they have received	0	0	N/A	93.0%	93.5%	93.3%
% of Patients satisfied with the time they had to wait for an appointment	0	0	N/A	88.5%	89.1%	88.9%

* This is based on patients treated on this contract for their most recent course of treatment. Figures in italics indicate the base number of FP17s or Patient Questionnaire responses are less than 100. N/A is shown where the base number of responses is less than 10 during the period. % is calculated as Quantity/Base number*100

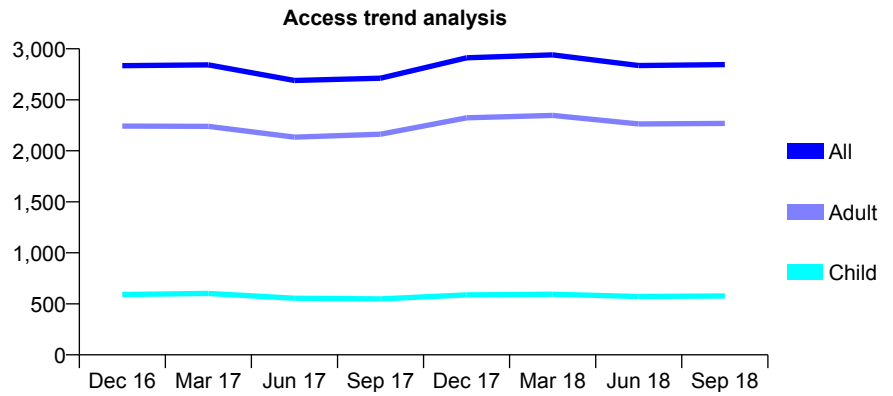
Q55 - Vital Signs At a Glance Contract Report for 674427/0001 - September 2018

Name or company name	MR N SHAW
Contract type name	GDS Contract
Purpose of contract	General
Contract start date	01/10/2007
Contract end date	

18/19 Contracted general activity (UDA)	9,028
Carry forward general activity (UDA)	0
18/19 Contracted orthodontic activity (UOA)	0
Carry forward orthodontic activity (UOA)	0
Baseline contract value	£252,914.91

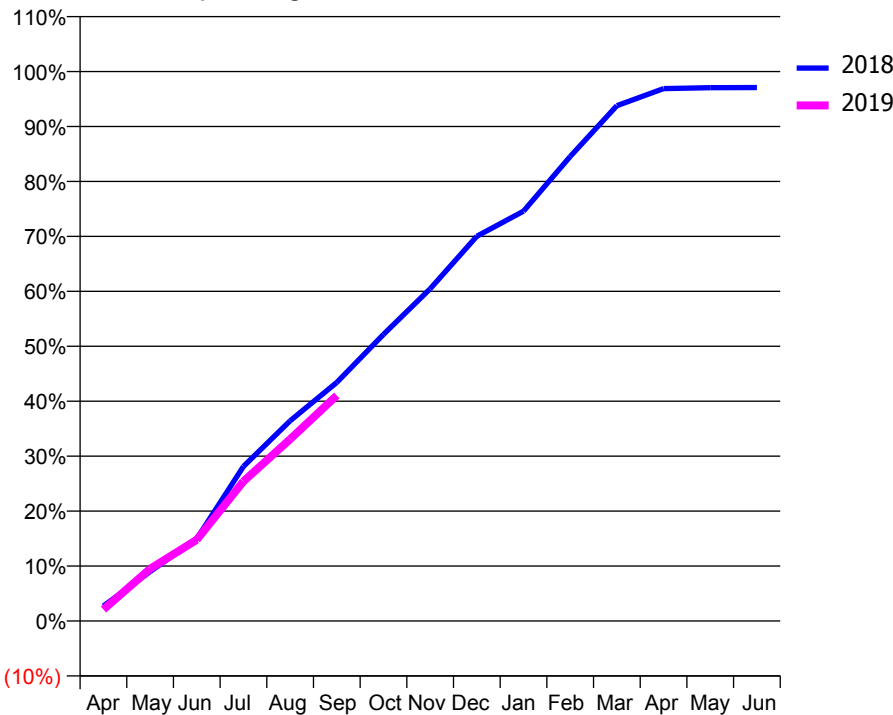
ACCESS*

Patients seen in 24 months	Total	Change since previous quarter
Quarter ending September 2017	2,712	
Quarter ending December 2017	2,912	↑
Quarter ending March 2018	2,941	→
Quarter ending June 2018	2,836	↓
Quarter ending September 2018	2,845	→
Variance since September 2017	4.9%	↑



ACTIVITY

Cumulative percentage of contracted UDA delivered 2018 & 2019



Month	Adjusted Scheduled Activity (UDA)	
	2018	2019
April	247	190
May	812	857
June	1,353	1,336
July	2,541	2,294
August	3,290	2,988
September	3,921	3,705
October	4,709	
November	5,458	
December	6,322	
January	6,733	
February	7,632	
March	8,466	
April	8,748	
May	8,763	
June	8,764	

QUALITY

	Quantity	Base Number	Contract	AT	Region	England
% of FP17s for the same patient ID Re-attending within 3 months - Children	28	574	4.9%	9.9%	11.4%	11.6%
% of FP17s for the same patient ID Re-attending within 3 months - Adults	161	1,838	8.8%	13.8%	15.0%	15.5%
% of FP17s for the same patient ID Re-attending between 3 & 9 months - Children	370	574	64.5%	61.9%	59.9%	58.8%
% of FP17s for the same patient ID Re-attending between 3 & 9 months - Adults	1,082	1,838	58.9%	55.1%	52.0%	51.1%
% of FP17s for Band 1 Urgent Courses	47	2,219	2.1%	6.9%	8.0%	9.0%
% of FP17s Relating to Free Repair or Replacements	2	2,219	0.1%	0.8%	0.8%	0.8%
% of FP17s Relating to Continuations	41	2,219	1.8%	1.1%	0.9%	0.9%
% of Patients satisfied with the dentistry they have received	1	1	N/A	93.0%	93.5%	93.3%
% of Patients satisfied with the time they had to wait for an appointment	1	1	N/A	88.5%	89.1%	88.9%

* This is based on patients treated on this contract for their most recent course of treatment. Figures in italics indicate the base number of FP17s or Patient Questionnaire responses are less than 100. N/A is shown where the base number of responses is less than 10 during the period. % is calculated as Quantity/Base number*100

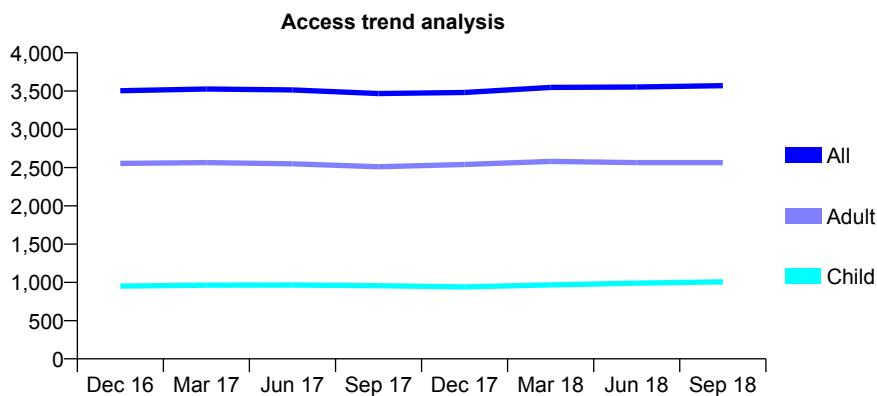
Q55 - Vital Signs At a Glance Contract Report for 677043/0001 - September 2018

Name or company name	MR D BYWATER
Contract type name	GDS Contract
Purpose of contract	General
Contract start date	01/04/2006
Contract end date	

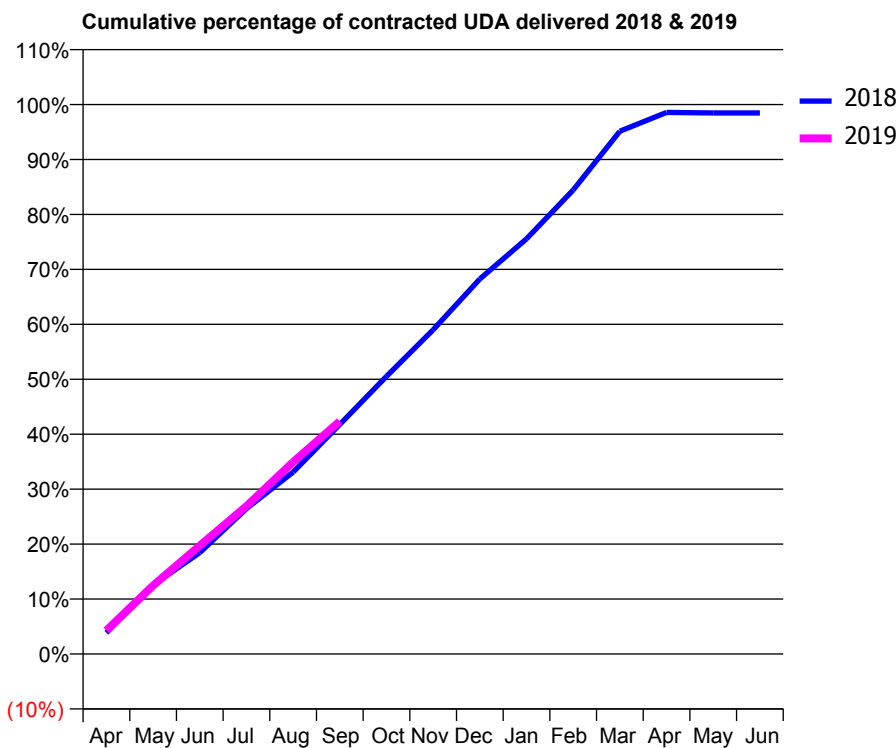
18/19 Contracted general activity (UDA)	10,505
Carry forward general activity (UDA)	0
18/19 Contracted orthodontic activity (UOA)	0
Carry forward orthodontic activity (UOA)	0
Baseline contract value	£272,873.52

ACCESS*

Patients seen in 24 months	Total	Change since previous quarter
Quarter ending September 2017	3,467	
Quarter ending December 2017	3,482	→
Quarter ending March 2018	3,547	→
Quarter ending June 2018	3,553	→
Quarter ending September 2018	3,571	→
Variance since September 2017	3.0%	↑



ACTIVITY



Month	Adjusted Scheduled Activity (UDA)	
	2018	2019
April	406	451
May	1,318	1,309
June	1,938	2,071
July	2,781	2,825
August	3,479	3,671
September	4,389	4,450
October	5,310	
November	6,197	
December	7,169	
January	7,937	
February	8,871	
March	9,994	
April	10,353	
May	10,344	
June	10,343	

QUALITY

	Quantity	Base Number	Contract	AT	Region	England
% of FP17s for the same patient ID Re-attending within 3 months - Children	74	808	9.2%	9.9%	11.4%	11.6%
% of FP17s for the same patient ID Re-attending within 3 months - Adults	288	1,931	14.9%	13.8%	15.0%	15.5%
% of FP17s for the same patient ID Re-attending between 3 & 9 months - Children	495	808	61.3%	61.9%	59.9%	58.8%
% of FP17s for the same patient ID Re-attending between 3 & 9 months - Adults	1,147	1,931	59.4%	55.1%	52.0%	51.1%
% of FP17s for Band 1 Urgent Courses	150	2,568	5.8%	6.9%	8.0%	9.0%
% of FP17s Relating to Free Repair or Replacements	42	2,568	1.6%	0.8%	0.8%	0.8%
% of FP17s Relating to Continuations	4	2,568	0.2%	1.1%	0.9%	0.9%
% of Patients satisfied with the dentistry they have received	6	6	N/A	93.0%	93.5%	93.3%
% of Patients satisfied with the time they had to wait for an appointment	6	6	N/A	88.5%	89.1%	88.9%

* This is based on patients treated on this contract for their most recent course of treatment. Figures in italics indicate the base number of FP17s or Patient Questionnaire responses are less than 100. N/A is shown where the base number of responses is less than 10 during the period. % is calculated as Quantity/Base number*100

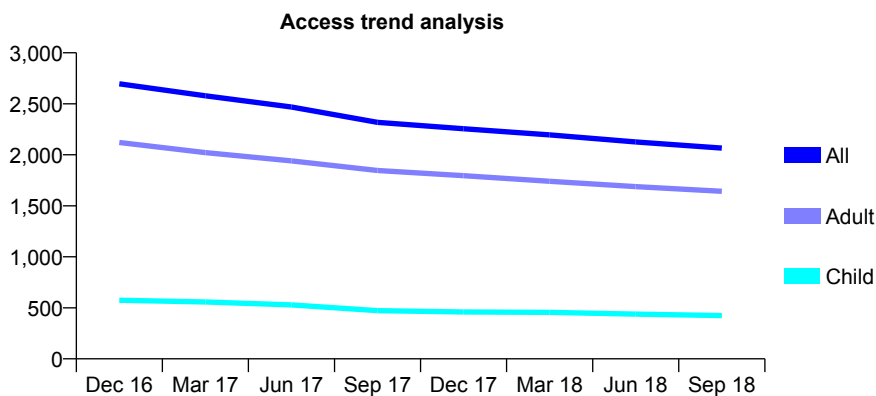
Q55 - Vital Signs At a Glance Contract Report for 677647/0001 - September 2018

Name or company name	MRS S PIENAAR
Contract type name	GDS Contract
Purpose of contract	General
Contract start date	01/10/2007
Contract end date	

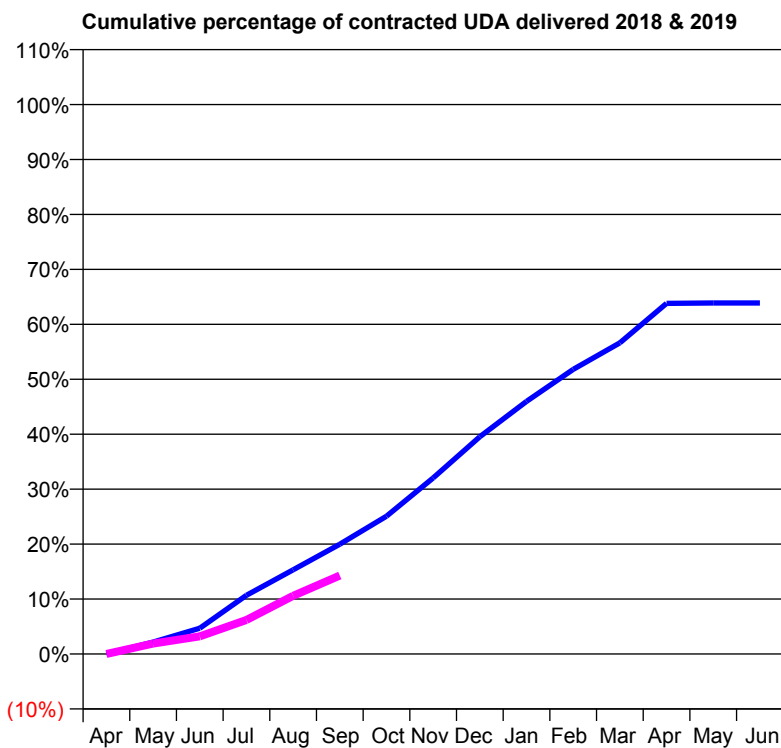
18/19 Contracted general activity (UDA)	10,656
Carry forward general activity (UDA)	0
18/19 Contracted orthodontic activity (UOA)	0
Carry forward orthodontic activity (UOA)	0
Baseline contract value	£254,826.34

ACCESS*

Patients seen in 24 months	Total	Change since previous quarter
Quarter ending September 2017	2,318	
Quarter ending December 2017	2,255	↓
Quarter ending March 2018	2,196	↓
Quarter ending June 2018	2,126	↓
Quarter ending September 2018	2,066	↓
Variance since September 2017	(10.9%)	↓



ACTIVITY



Month	Adjusted Scheduled Activity (UDA)	
	2018	2019
April	0	0
May	231	203
June	500	344
July	1,139	660
August	1,634	1,129
September	2,129	1,521
October	2,673	
November	3,416	
December	4,215	
January	4,898	
February	5,520	
March	6,034	
April	6,800	
May	6,807	
June	6,808	

QUALITY

	Quantity	Base Number	Contract	AT	Region	England
% of FP17s for the same patient ID Re-attending within 3 months - Children	12	142	8.5%	9.9%	11.4%	11.6%
% of FP17s for the same patient ID Re-attending within 3 months - Adults	160	996	16.1%	13.8%	15.0%	15.5%
% of FP17s for the same patient ID Re-attending between 3 & 9 months - Children	34	142	23.9%	61.9%	59.9%	58.8%
% of FP17s for the same patient ID Re-attending between 3 & 9 months - Adults	487	996	48.9%	55.1%	52.0%	51.1%
% of FP17s for Band 1 Urgent Courses	20	798	2.5%	6.9%	8.0%	9.0%
% of FP17s Relating to Free Repair or Replacements	12	798	1.5%	0.8%	0.8%	0.8%
% of FP17s Relating to Continuations	12	798	1.5%	1.1%	0.9%	0.9%
% of Patients satisfied with the dentistry they have received	0	0	N/A	93.0%	93.5%	93.3%
% of Patients satisfied with the time they had to wait for an appointment	0	0	N/A	88.5%	89.1%	88.9%

* This is based on patients treated on this contract for their most recent course of treatment. Figures in italics indicate the base number of FP17s or Patient Questionnaire responses are less than 100. N/A is shown where the base number of responses is less than 10 during the period. % is calculated as Quantity/Base number*100

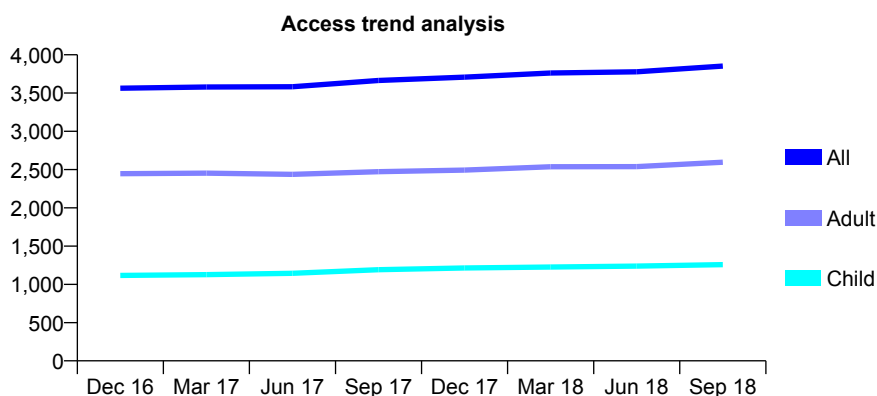
Q55 - Vital Signs At a Glance Contract Report for 679879/0001 - September 2018

Name or company name	MISS F SEZAVAR SHOKOH
Contract type name	GDS Contract
Purpose of contract	General
Contract start date	01/04/2006
Contract end date	

18/19 Contracted general activity (UDA)	14,388
Carry forward general activity (UDA)	0
18/19 Contracted orthodontic activity (UOA)	0
Carry forward orthodontic activity (UOA)	0
Baseline contract value	£355,715.62

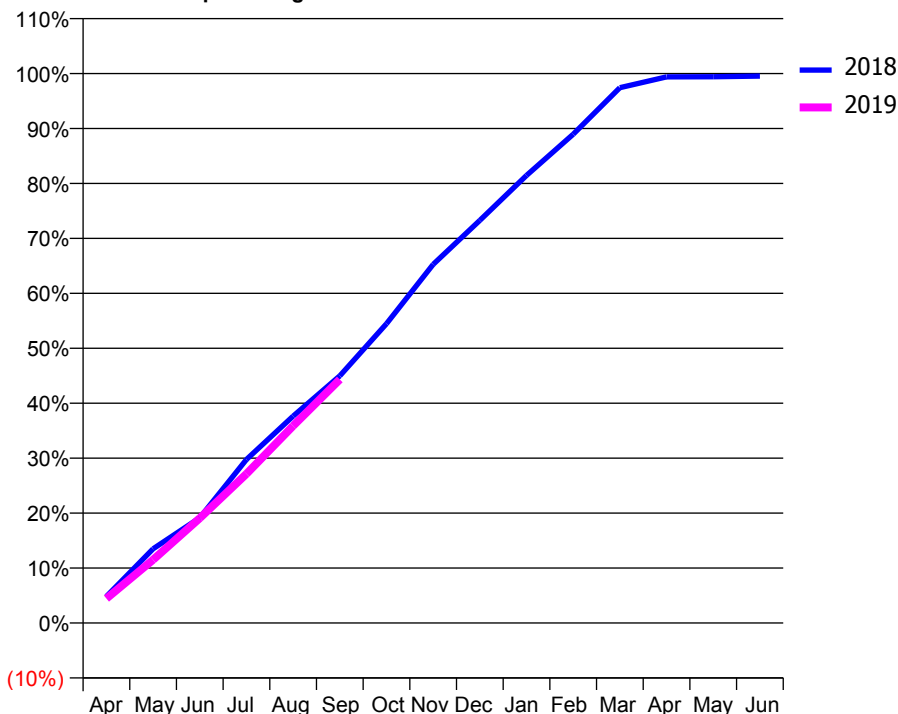
ACCESS*

Patients seen in 24 months	Total	Change since previous quarter
Quarter ending September 2017	3,664	
Quarter ending December 2017	3,708	→
Quarter ending March 2018	3,762	→
Quarter ending June 2018	3,778	→
Quarter ending September 2018	3,853	→
Variance since September 2017	5.2%	↑



ACTIVITY

Cumulative percentage of contracted UDA delivered 2018 & 2019



Month	Adjusted Scheduled Activity (UDA)	
	2018	2019
April	696	642
May	1,942	1,656
June	2,756	2,747
July	4,282	3,904
August	5,419	5,161
September	6,473	6,376
October	7,835	
November	9,390	
December	10,542	
January	11,719	
February	12,798	
March	14,016	
April	14,299	
May	14,302	
June	14,321	

QUALITY

	Quantity	Base Number	Contract	AT	Region	England
% of FP17s for the same patient ID Re-attending within 3 months - Children	80	902	8.9%	9.9%	11.4%	11.6%
% of FP17s for the same patient ID Re-attending within 3 months - Adults	296	1,792	16.5%	13.8%	15.0%	15.5%
% of FP17s for the same patient ID Re-attending between 3 & 9 months - Children	550	902	61.0%	61.9%	59.9%	58.8%
% of FP17s for the same patient ID Re-attending between 3 & 9 months - Adults	921	1,792	51.4%	55.1%	52.0%	51.1%
% of FP17s for Band 1 Urgent Courses	274	2,576	10.6%	6.9%	8.0%	9.0%
% of FP17s Relating to Free Repair or Replacements	31	2,576	1.2%	0.8%	0.8%	0.8%
% of FP17s Relating to Continuations	0	2,576	0.0%	1.1%	0.9%	0.9%
% of Patients satisfied with the dentistry they have received	1	1	N/A	93.0%	93.5%	93.3%
% of Patients satisfied with the time they had to wait for an appointment	1	1	N/A	88.5%	89.1%	88.9%

* This is based on patients treated on this contract for their most recent course of treatment. Figures in italics indicate the base number of FP17s or Patient Questionnaire responses are less than 100. N/A is shown where the base number of responses is less than 10 during the period. % is calculated as Quantity/Base number*100

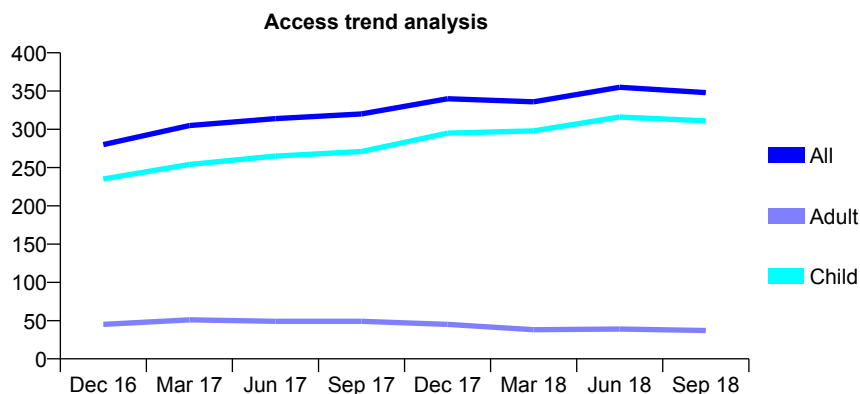
Q55 - Vital Signs At a Glance Contract Report for 710822/0001 - September 2018

Name or company name	MR R NATHWANI
Contract type name	GDS Contract
Purpose of contract	General
Contract start date	01/05/2011
Contract end date	

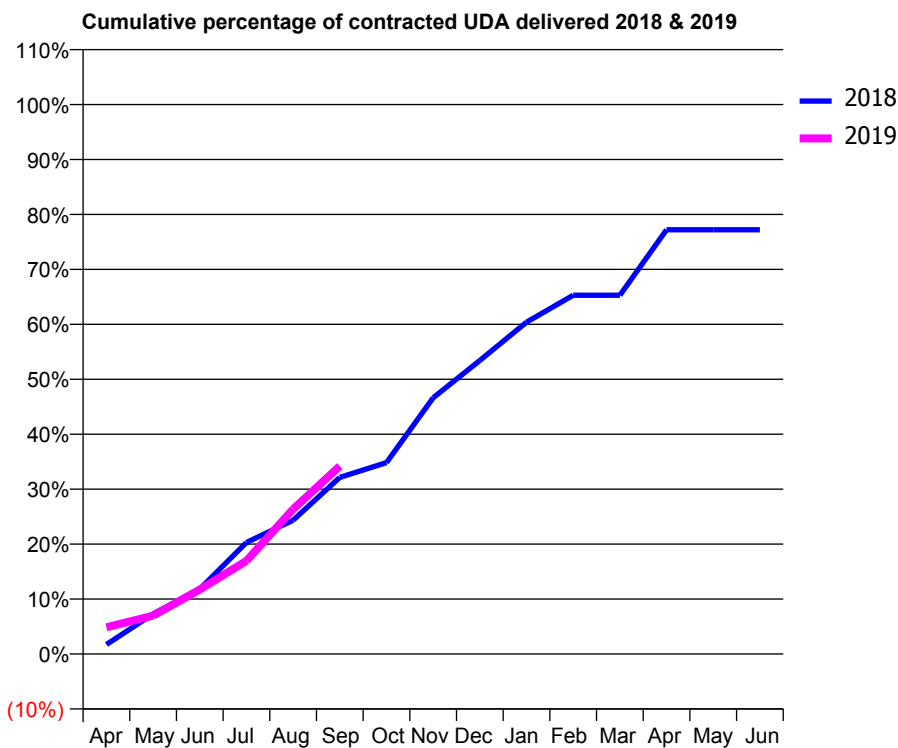
18/19 Contracted general activity (UDA)	863
Carry forward general activity (UDA)	0
18/19 Contracted orthodontic activity (UOA)	0
Carry forward orthodontic activity (UOA)	0
Baseline contract value	£24,031.80

ACCESS*

Patients seen in 24 months	Total	Change since previous quarter
Quarter ending September 2017	320	
Quarter ending December 2017	340	↑
Quarter ending March 2018	336	↓
Quarter ending June 2018	355	↑
Quarter ending September 2018	348	↓
Variance since September 2017	8.8%	↑



ACTIVITY



Month	Adjusted Scheduled Activity (UDA)	
	2018	2019
April	15	42
May	63	60
June	102	101
July	175	146
August	210	228
September	277	295
October	301	
November	402	
December	461	
January	521	
February	563	
March	563	
April	666	
May	666	
June	666	

QUALITY

	Quantity	Base Number	Contract	AT	Region	England
% of FP17s for the same patient ID Re-attending within 3 months - Children	25	309	8.1%	9.9%	11.4%	11.6%
% of FP17s for the same patient ID Re-attending within 3 months - Adults	0	9	0.0%	13.8%	15.0%	15.5%
% of FP17s for the same patient ID Re-attending between 3 & 9 months - Children	219	309	70.9%	61.9%	59.9%	58.8%
% of FP17s for the same patient ID Re-attending between 3 & 9 months - Adults	1	9	11.1%	55.1%	52.0%	51.1%
% of FP17s for Band 1 Urgent Courses	11	244	4.5%	6.9%	8.0%	9.0%
% of FP17s Relating to Free Repair or Replacements	0	244	0.0%	0.8%	0.8%	0.8%
% of FP17s Relating to Continuations	0	244	0.0%	1.1%	0.9%	0.9%
% of Patients satisfied with the dentistry they have received	1	1	N/A	93.0%	93.5%	93.3%
% of Patients satisfied with the time they had to wait for an appointment	1	1	N/A	88.5%	89.1%	88.9%

* This is based on patients treated on this contract for their most recent course of treatment. Figures in italics indicate the base number of FP17s or Patient Questionnaire responses are less than 100. N/A is shown where the base number of responses is less than 10 during the period. % is calculated as Quantity/Base number*100

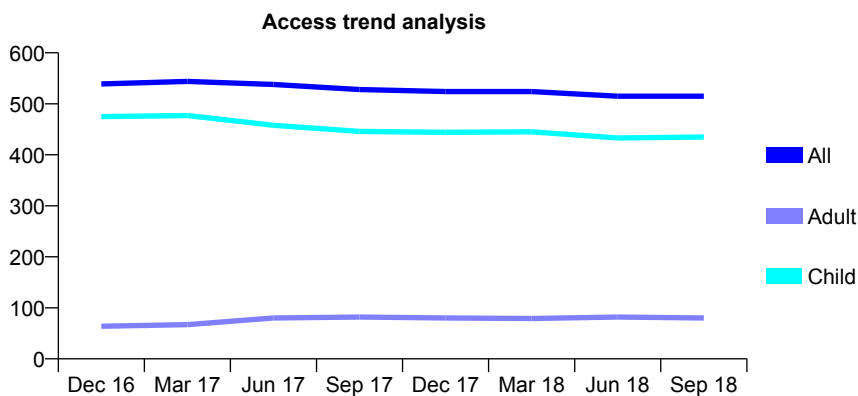
Q55 - Vital Signs At a Glance Contract Report for 729388/0001 - September 2018

Name or company name	MR JP WARD
Contract type name	GDS Contract
Purpose of contract	General and Orthodontic
Contract start date	01/04/2006
Contract end date	

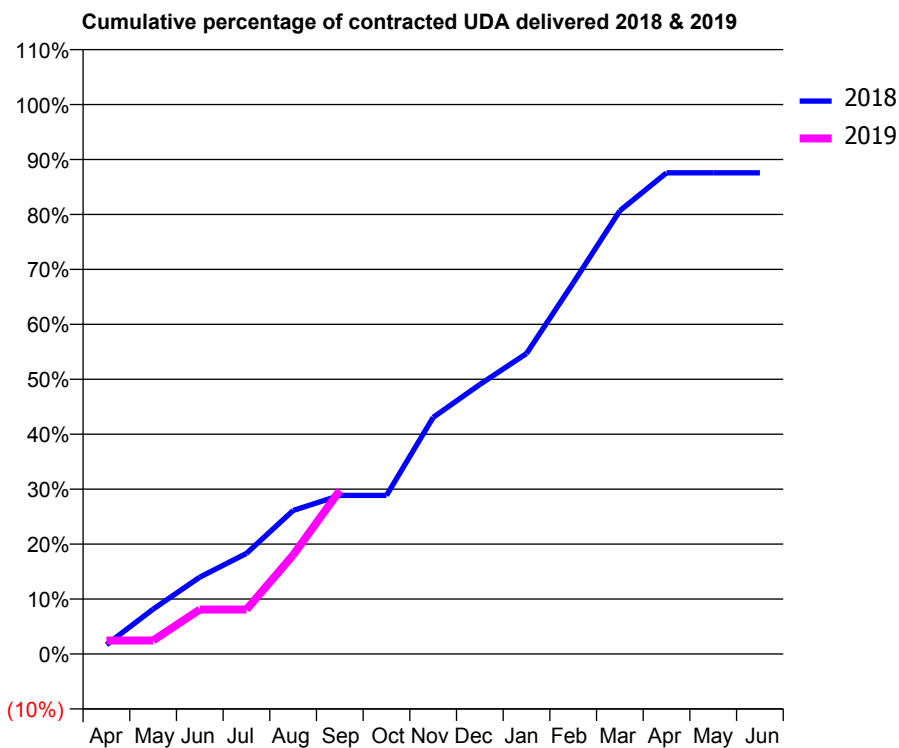
18/19 Contracted general activity (UDA)	1,628
Carry forward general activity (UDA)	0
18/19 Contracted orthodontic activity (UOA)	446
Carry forward orthodontic activity (UOA)	0
Baseline contract value	£72,602.71

ACCESS*

Patients seen in 24 months	Total	Change since previous quarter
Quarter ending September 2017	528	
Quarter ending December 2017	524	→
Quarter ending March 2018	524	→
Quarter ending June 2018	515	↓
Quarter ending September 2018	515	→
Variance since September 2017	(2.5%)	↓



ACTIVITY



Month	Adjusted Scheduled Activity (UDA)	
	2018	2019
April	28	40
May	133	40
June	228	132
July	298	132
August	425	293
September	470	484
October	470	
November	701	
December	799	
January	890	
February	1,099	
March	1,313	
April	1,425	
May	1,425	
June	1,425	

QUALITY

	Quantity	Base Number	Contract	AT	Region	England
% of FP17s for the same patient ID Re-attending within 3 months - Children	25	346	7.2%	9.9%	11.4%	11.6%
% of FP17s for the same patient ID Re-attending within 3 months - Adults	0	0	N/A	13.8%	15.0%	15.5%
% of FP17s for the same patient ID Re-attending between 3 & 9 months - Children	258	346	74.6%	61.9%	59.9%	58.8%
% of FP17s for the same patient ID Re-attending between 3 & 9 months - Adults	0	0	N/A	55.1%	52.0%	51.1%
% of FP17s for Band 1 Urgent Courses	8	293	2.7%	6.9%	8.0%	9.0%
% of FP17s Relating to Free Repair or Replacements	0	293	0.0%	0.8%	0.8%	0.8%
% of FP17s Relating to Continuations	0	293	0.0%	1.1%	0.9%	0.9%
% of Patients satisfied with the dentistry they have received	0	0	N/A	93.0%	93.5%	93.3%
% of Patients satisfied with the time they had to wait for an appointment	0	0	N/A	88.5%	89.1%	88.9%

* This is based on patients treated on this contract for their most recent course of treatment. Figures in italics indicate the base number of FP17s or Patient Questionnaire responses are less than 100. N/A is shown where the base number of responses is less than 10 during the period. % is calculated as Quantity/Base number*100

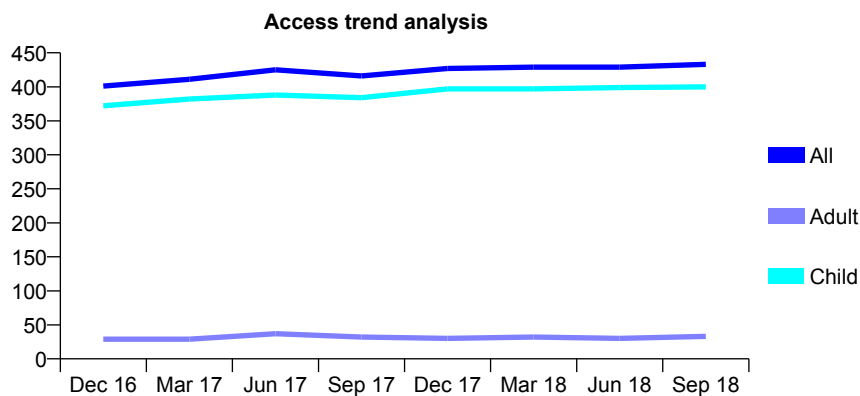
Q55 - Vital Signs At a Glance Contract Report for 745847/0001 - September 2018

Name or company name	MR SB SHAFFERY
Contract type name	GDS Contract
Purpose of contract	General
Contract start date	01/04/2006
Contract end date	

18/19 Contracted general activity (UDA)	800
Carry forward general activity (UDA)	0
18/19 Contracted orthodontic activity (UOA)	0
Carry forward orthodontic activity (UOA)	0
Baseline contract value	£19,546.04

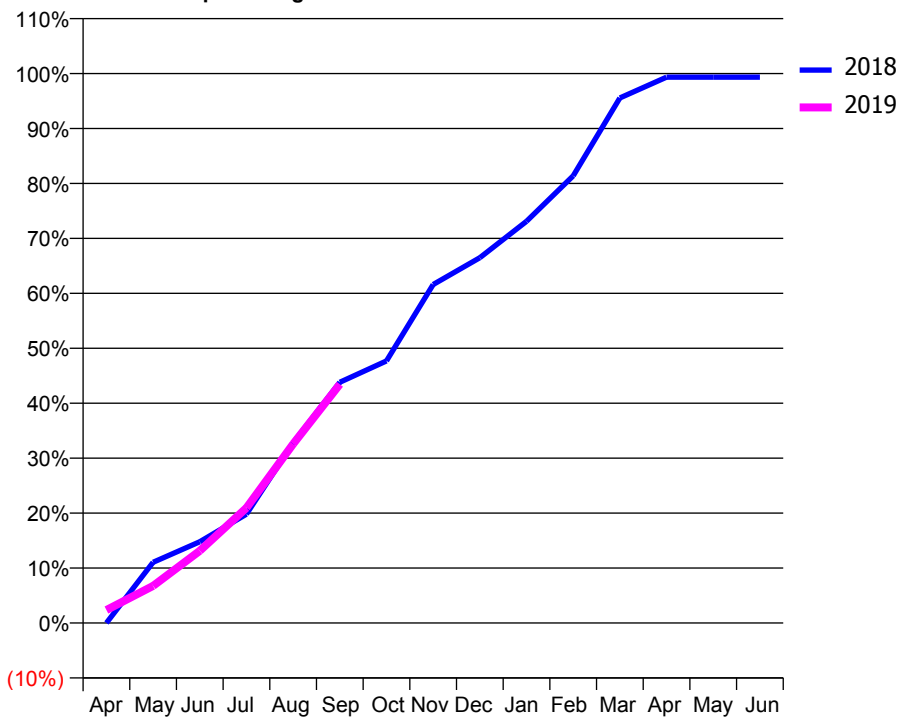
ACCESS*

Patients seen in 24 months	Total	Change since previous quarter
Quarter ending September 2017	416	
Quarter ending December 2017	427	↑
Quarter ending March 2018	429	→
Quarter ending June 2018	429	→
Quarter ending September 2018	433	→
Variance since September 2017	4.1%	↑



ACTIVITY

Cumulative percentage of contracted UDA delivered 2018 & 2019



Month	Adjusted Scheduled Activity (UDA)	
	2018	2019
April	0	19
May	88	54
June	118	105
July	159	168
August	262	261
September	351	348
October	382	
November	493	
December	532	
January	585	
February	651	
March	764	
April	795	
May	795	
June	795	

QUALITY

	Quantity	Base Number	Contract	AT	Region	England
% of FP17s for the same patient ID Re-attending within 3 months - Children	22	313	7.0%	9.9%	11.4%	11.6%
% of FP17s for the same patient ID Re-attending within 3 months - Adults	0	0	N/A	13.8%	15.0%	15.5%
% of FP17s for the same patient ID Re-attending between 3 & 9 months - Children	213	313	68.1%	61.9%	59.9%	58.8%
% of FP17s for the same patient ID Re-attending between 3 & 9 months - Adults	0	0	N/A	55.1%	52.0%	51.1%
% of FP17s for Band 1 Urgent Courses	3	287	1.0%	6.9%	8.0%	9.0%
% of FP17s Relating to Free Repair or Replacements	0	287	0.0%	0.8%	0.8%	0.8%
% of FP17s Relating to Continuations	0	287	0.0%	1.1%	0.9%	0.9%
% of Patients satisfied with the dentistry they have received	1	1	N/A	93.0%	93.5%	93.3%
% of Patients satisfied with the time they had to wait for an appointment	1	1	N/A	88.5%	89.1%	88.9%

* This is based on patients treated on this contract for their most recent course of treatment. Figures in italics indicate the base number of FP17s or Patient Questionnaire responses are less than 100. N/A is shown where the base number of responses is less than 10 during the period. % is calculated as Quantity/Base number*100

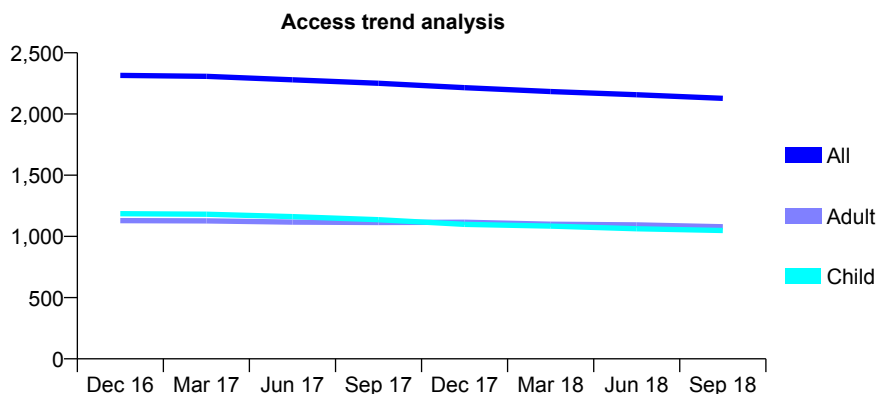
Q55 - Vital Signs At a Glance Contract Report for 746436/0001 - September 2018

Name or company name	MR MN BURTON
Contract type name	GDS Contract
Purpose of contract	General
Contract start date	01/04/2006
Contract end date	

18/19 Contracted general activity (UDA)	6,000
Carry forward general activity (UDA)	0
18/19 Contracted orthodontic activity (UOA)	0
Carry forward orthodontic activity (UOA)	0
Baseline contract value	£173,769.98

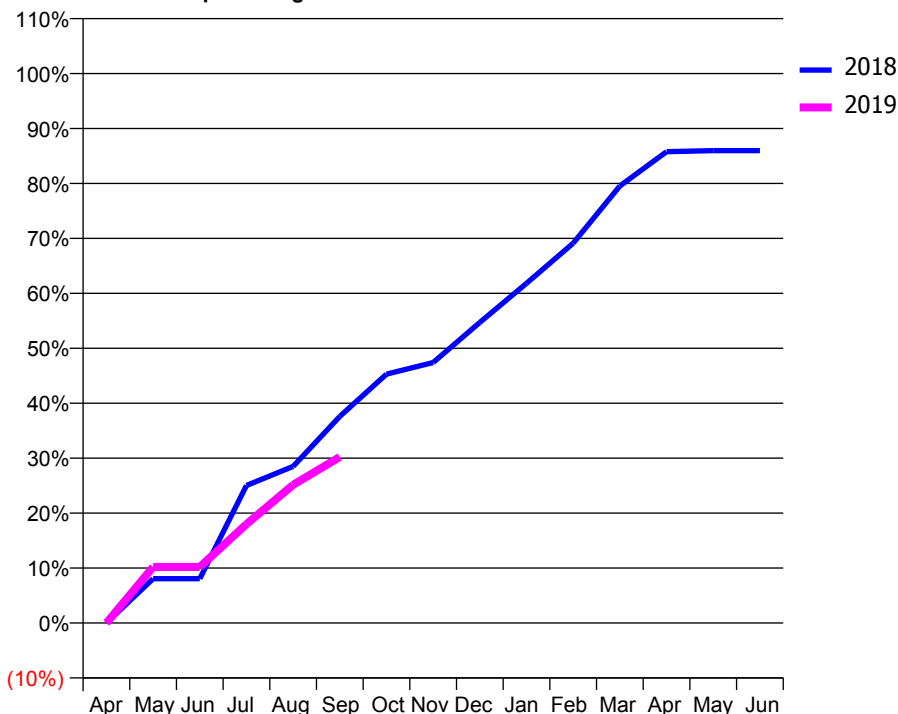
ACCESS*

Patients seen in 24 months	Total	Change since previous quarter
Quarter ending September 2017	2,251	
Quarter ending December 2017	2,215	↓
Quarter ending March 2018	2,184	↓
Quarter ending June 2018	2,157	↓
Quarter ending September 2018	2,128	↓
Variance since September 2017	(5.5%)	↓



ACTIVITY

Cumulative percentage of contracted UDA delivered 2018 & 2019



Month	Adjusted Scheduled Activity (UDA)	
	2018	2019
April	0	0
May	483	613
June	483	613
July	1,502	1,079
August	1,710	1,510
September	2,257	1,814
October	2,718	
November	2,845	
December	3,282	
January	3,709	
February	4,148	
March	4,773	
April	5,146	
May	5,158	
June	5,158	

QUALITY

	Quantity	Base Number	Contract	AT	Region	England
% of FP17s for the same patient ID Re-attending within 3 months - Children	68	749	9.1%	9.9%	11.4%	11.6%
% of FP17s for the same patient ID Re-attending within 3 months - Adults	54	525	10.3%	13.8%	15.0%	15.5%
% of FP17s for the same patient ID Re-attending between 3 & 9 months - Children	454	749	60.6%	61.9%	59.9%	58.8%
% of FP17s for the same patient ID Re-attending between 3 & 9 months - Adults	254	525	48.4%	55.1%	52.0%	51.1%
% of FP17s for Band 1 Urgent Courses	45	1,057	4.3%	6.9%	8.0%	9.0%
% of FP17s Relating to Free Repair or Replacements	0	1,057	0.0%	0.8%	0.8%	0.8%
% of FP17s Relating to Continuations	11	1,057	1.0%	1.1%	0.9%	0.9%
% of Patients satisfied with the dentistry they have received	2	2	N/A	93.0%	93.5%	93.3%
% of Patients satisfied with the time they had to wait for an appointment	2	2	N/A	88.5%	89.1%	88.9%

* This is based on patients treated on this contract for their most recent course of treatment. Figures in italics indicate the base number of FP17s or Patient Questionnaire responses are less than 100. N/A is shown where the base number of responses is less than 10 during the period. % is calculated as Quantity/Base number*100

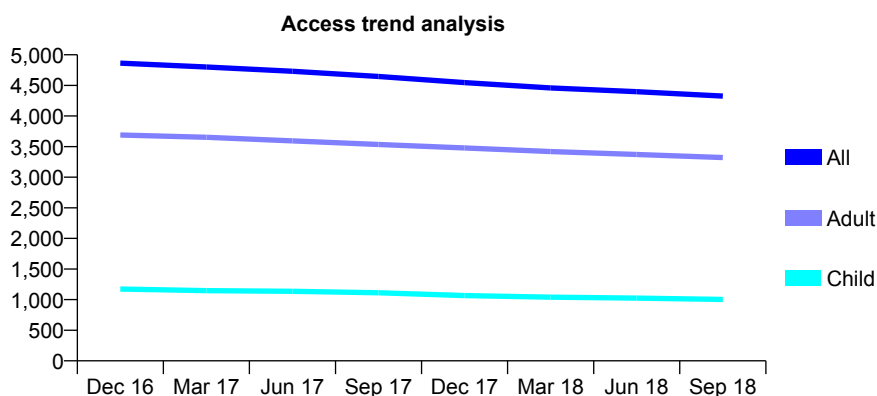
Q55 - Vital Signs At a Glance Contract Report for 746509/0001 - September 2018

Name or company name	MR RA HEPBURN
Contract type name	GDS Contract
Purpose of contract	General
Contract start date	01/04/2006
Contract end date	

18/19 Contracted general activity (UDA)	13,800
Carry forward general activity (UDA)	0
18/19 Contracted orthodontic activity (UOA)	0
Carry forward orthodontic activity (UOA)	0
Baseline contract value	£279,947.24

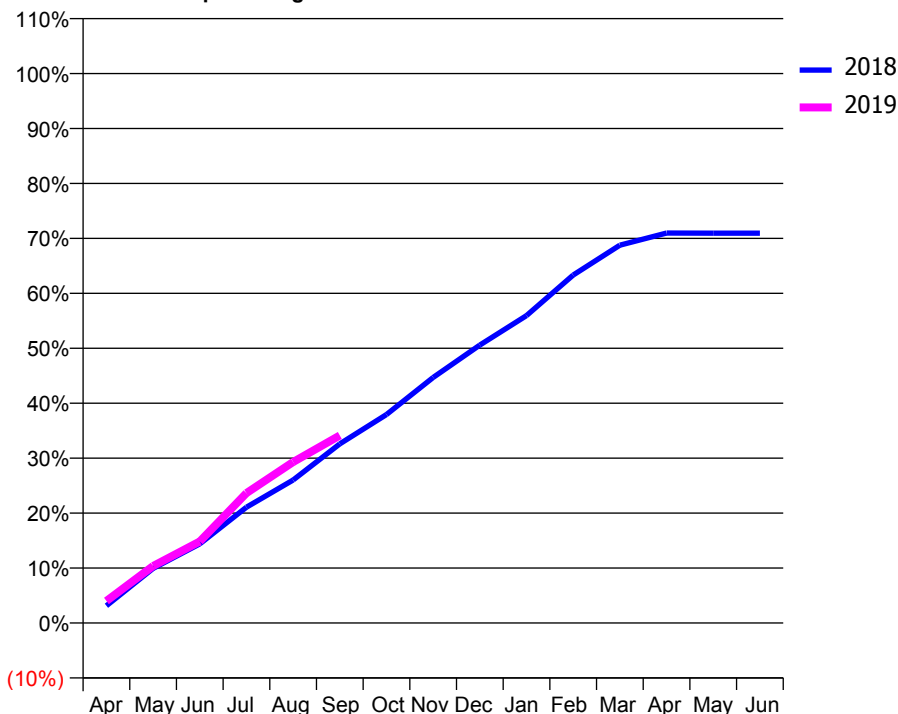
ACCESS*

Patients seen in 24 months	Total	Change since previous quarter
Quarter ending September 2017	4,646	
Quarter ending December 2017	4,545	↓
Quarter ending March 2018	4,459	↓
Quarter ending June 2018	4,398	↓
Quarter ending September 2018	4,326	↓
Variance since September 2017	(6.9%)	↓



ACTIVITY

Cumulative percentage of contracted UDA delivered 2018 & 2019



Adjusted Scheduled Activity (UDA)

Month	2018	2019
April	434	553
May	1,373	1,432
June	1,989	2,048
July	2,907	3,264
August	3,591	4,043
September	4,499	4,710
October	5,235	
November	6,168	
December	6,980	
January	7,722	
February	8,739	
March	9,489	
April	9,794	
May	9,791	
June	9,791	

QUALITY

	Quantity	Base Number	Contract	AT	Region	England
% of FP17s for the same patient ID Re-attending within 3 months - Children	26	797	3.3%	9.9%	11.4%	11.6%
% of FP17s for the same patient ID Re-attending within 3 months - Adults	188	1,943	9.7%	13.8%	15.0%	15.5%
% of FP17s for the same patient ID Re-attending between 3 & 9 months - Children	590	797	74.0%	61.9%	59.9%	58.8%
% of FP17s for the same patient ID Re-attending between 3 & 9 months - Adults	539	1,943	27.7%	55.1%	52.0%	51.1%
% of FP17s for Band 1 Urgent Courses	90	2,565	3.5%	6.9%	8.0%	9.0%
% of FP17s Relating to Free Repair or Replacements	22	2,565	0.9%	0.8%	0.8%	0.8%
% of FP17s Relating to Continuations	63	2,565	2.5%	1.1%	0.9%	0.9%
% of Patients satisfied with the dentistry they have received	4	4	N/A	93.0%	93.5%	93.3%
% of Patients satisfied with the time they had to wait for an appointment	4	4	N/A	88.5%	89.1%	88.9%

* This is based on patients treated on this contract for their most recent course of treatment. Figures in italics indicate the base number of FP17s or Patient Questionnaire responses are less than 100. N/A is shown where the base number of responses is less than 10 during the period. % is calculated as Quantity/Base number*100

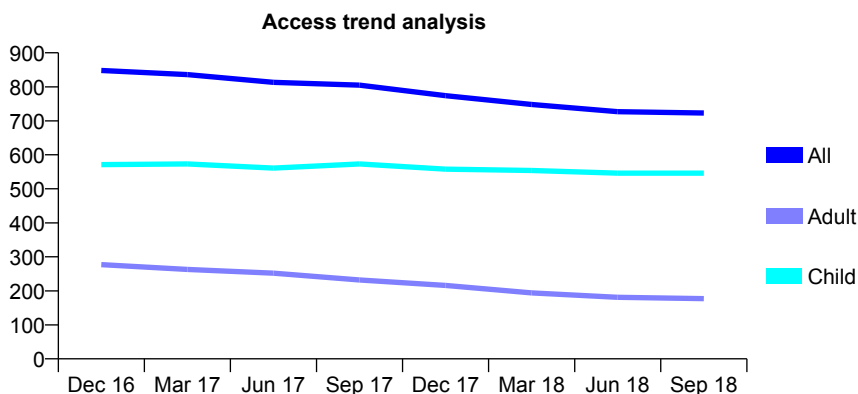
Q55 - Vital Signs At a Glance Contract Report for 751553/0002 - September 2018

Name or company name	MR S RAKSHIT
Contract type name	GDS Contract
Purpose of contract	General
Contract start date	01/04/2006
Contract end date	

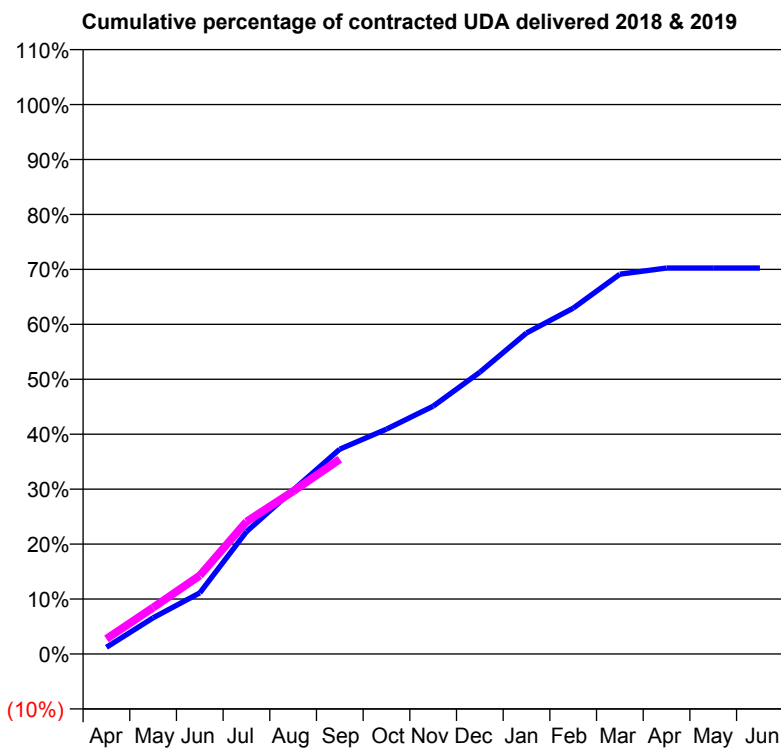
18/19 Contracted general activity (UDA)	3,500
Carry forward general activity (UDA)	0
18/19 Contracted orthodontic activity (UOA)	0
Carry forward orthodontic activity (UOA)	0
Baseline contract value	£78,225.40

ACCESS*

Patients seen in 24 months	Total	Change since previous quarter
Quarter ending September 2017	805	
Quarter ending December 2017	774	↓
Quarter ending March 2018	748	↓
Quarter ending June 2018	727	↓
Quarter ending September 2018	723	→
Variance since September 2017	(10.2%)	↓



ACTIVITY



Month	Adjusted Scheduled Activity (UDA)	
	2018	2019
April	43	96
May	231	296
June	390	500
July	779	843
August	1,044	1,036
September	1,305	1,241
October	1,433	
November	1,579	
December	1,795	
January	2,045	
February	2,203	
March	2,419	
April	2,458	
May	2,458	
June	2,458	

QUALITY

	Quantity	Base Number	Contract	AT	Region	England
% of FP17s for the same patient ID Re-attending within 3 months - Children	17	349	4.9%	9.9%	11.4%	11.6%
% of FP17s for the same patient ID Re-attending within 3 months - Adults	28	104	26.9%	13.8%	15.0%	15.5%
% of FP17s for the same patient ID Re-attending between 3 & 9 months - Children	171	349	49.0%	61.9%	59.9%	58.8%
% of FP17s for the same patient ID Re-attending between 3 & 9 months - Adults	56	104	53.8%	55.1%	52.0%	51.1%
% of FP17s for Band 1 Urgent Courses	24	441	5.4%	6.9%	8.0%	9.0%
% of FP17s Relating to Free Repair or Replacements	0	441	0.0%	0.8%	0.8%	0.8%
% of FP17s Relating to Continuations	7	441	1.6%	1.1%	0.9%	0.9%
% of Patients satisfied with the dentistry they have received	1	1	N/A	93.0%	93.5%	93.3%
% of Patients satisfied with the time they had to wait for an appointment	1	1	N/A	88.5%	89.1%	88.9%

* This is based on patients treated on this contract for their most recent course of treatment. Figures in italics indicate the base number of FP17s or Patient Questionnaire responses are less than 100. N/A is shown where the base number of responses is less than 10 during the period. % is calculated as Quantity/Base number*100

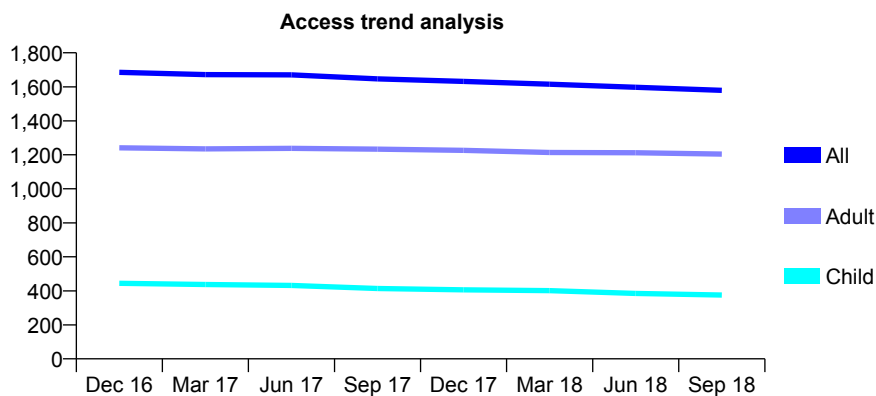
Q55 - Vital Signs At a Glance Contract Report for 752134/0001 - September 2018

Name or company name	MR CJ DONEGAN
Contract type name	GDS Contract
Purpose of contract	General
Contract start date	01/04/2006
Contract end date	

18/19 Contracted general activity (UDA)	6,517
Carry forward general activity (UDA)	0
18/19 Contracted orthodontic activity (UOA)	0
Carry forward orthodontic activity (UOA)	0
Baseline contract value	£157,262.02

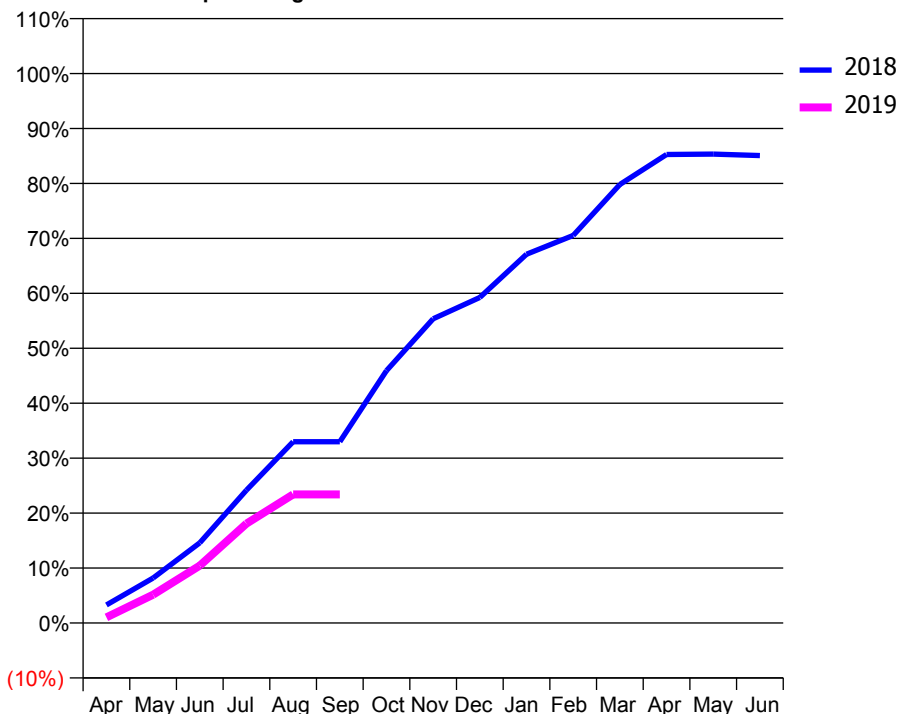
ACCESS*

Patients seen in 24 months	Total	Change since previous quarter
Quarter ending September 2017	1,647	
Quarter ending December 2017	1,632	→
Quarter ending March 2018	1,615	↓
Quarter ending June 2018	1,597	↓
Quarter ending September 2018	1,579	↓
Variance since September 2017	(4.1%)	↓



ACTIVITY

Cumulative percentage of contracted UDA delivered 2018 & 2019



Month	Adjusted Scheduled Activity (UDA)	
	2018	2019
April	196	67
May	488	335
June	868	681
July	1,438	1,179
August	1,962	1,526
September	1,962	1,526
October	2,730	
November	3,291	
December	3,523	
January	3,989	
February	4,194	
March	4,744	
April	5,069	
May	5,073	
June	5,058	

QUALITY

	Quantity	Base Number	Contract	AT	Region	England
% of FP17s for the same patient ID Re-attending within 3 months - Children	19	276	6.9%	9.9%	11.4%	11.6%
% of FP17s for the same patient ID Re-attending within 3 months - Adults	136	870	15.6%	13.8%	15.0%	15.5%
% of FP17s for the same patient ID Re-attending between 3 & 9 months - Children	219	276	79.3%	61.9%	59.9%	58.8%
% of FP17s for the same patient ID Re-attending between 3 & 9 months - Adults	645	870	74.1%	55.1%	52.0%	51.1%
% of FP17s for Band 1 Urgent Courses	23	987	2.3%	6.9%	8.0%	9.0%
% of FP17s Relating to Free Repair or Replacements	4	987	0.4%	0.8%	0.8%	0.8%
% of FP17s Relating to Continuations	1	987	0.1%	1.1%	0.9%	0.9%
% of Patients satisfied with the dentistry they have received	2	2	N/A	93.0%	93.5%	93.3%
% of Patients satisfied with the time they had to wait for an appointment	2	2	N/A	88.5%	89.1%	88.9%

* This is based on patients treated on this contract for their most recent course of treatment. Figures in italics indicate the base number of FP17s or Patient Questionnaire responses are less than 100. N/A is shown where the base number of responses is less than 10 during the period. % is calculated as Quantity/Base number*100

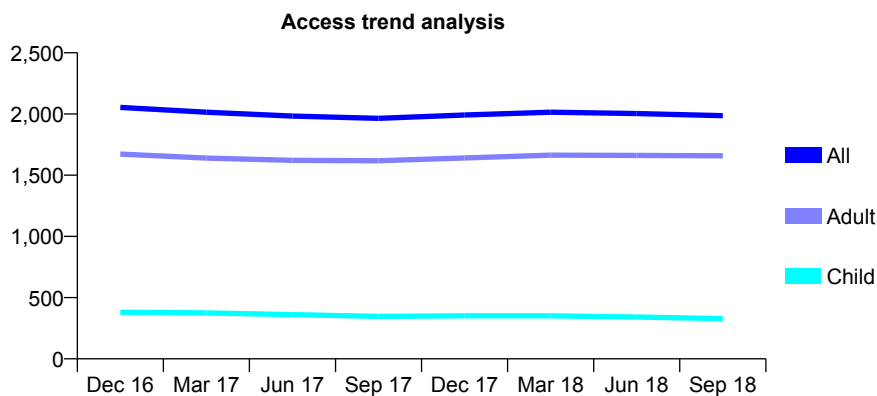
Q55 - Vital Signs At a Glance Contract Report for 753912/0001 - September 2018

Name or company name	MR BK DAWETT
Contract type name	GDS Contract
Purpose of contract	General
Contract start date	01/04/2006
Contract end date	

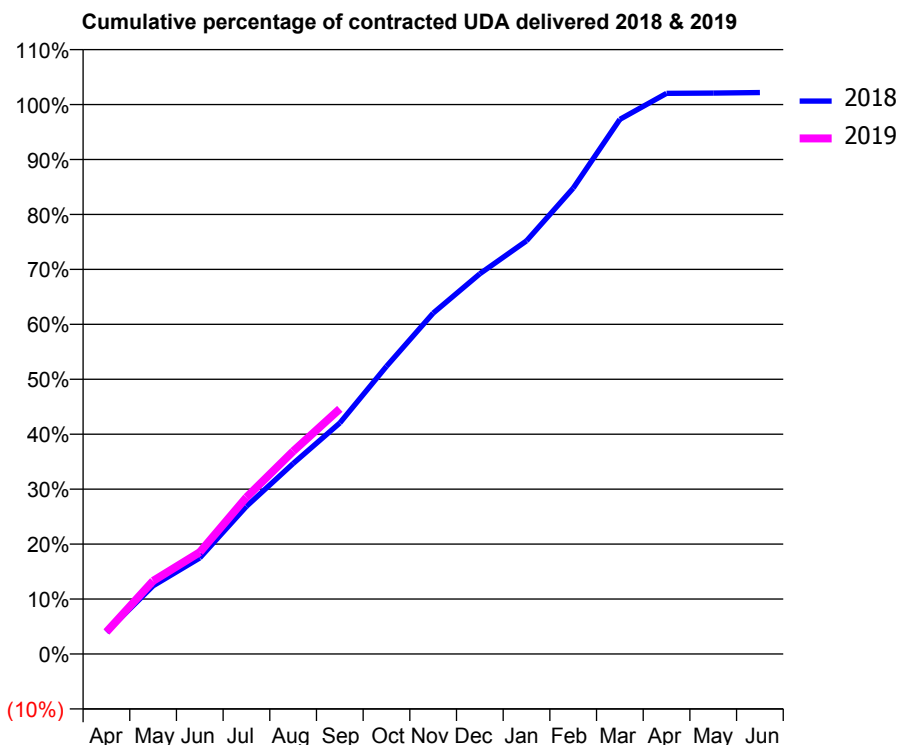
18/19 Contracted general activity (UDA)	6,228
Carry forward general activity (UDA)	0
18/19 Contracted orthodontic activity (UOA)	0
Carry forward orthodontic activity (UOA)	0
Baseline contract value	£258,339.31

ACCESS*

Patients seen in 24 months	Total	Change since previous quarter
Quarter ending September 2017	1,965	
Quarter ending December 2017	1,992	→
Quarter ending March 2018	2,015	→
Quarter ending June 2018	2,004	→
Quarter ending September 2018	1,986	→
Variance since September 2017	1.1%	→



ACTIVITY



Month	Adjusted Scheduled Activity (UDA)	
	2018	2019
April	248	250
May	774	829
June	1,088	1,154
July	1,674	1,777
August	2,159	2,298
September	2,618	2,778
October	3,260	
November	3,863	
December	4,310	
January	4,682	
February	5,281	
March	6,060	
April	6,354	
May	6,358	
June	6,364	

QUALITY

	Quantity	Base Number	Contract	AT	Region	England
% of FP17s for the same patient ID Re-attending within 3 months - Children	24	322	7.5%	9.9%	11.4%	11.6%
% of FP17s for the same patient ID Re-attending within 3 months - Adults	236	1,378	17.1%	13.8%	15.0%	15.5%
% of FP17s for the same patient ID Re-attending between 3 & 9 months - Children	222	322	68.9%	61.9%	59.9%	58.8%
% of FP17s for the same patient ID Re-attending between 3 & 9 months - Adults	777	1,378	56.4%	55.1%	52.0%	51.1%
% of FP17s for Band 1 Urgent Courses	52	1,545	3.4%	6.9%	8.0%	9.0%
% of FP17s Relating to Free Repair or Replacements	35	1,545	2.3%	0.8%	0.8%	0.8%
% of FP17s Relating to Continuations	60	1,545	3.9%	1.1%	0.9%	0.9%
% of Patients satisfied with the dentistry they have received	0	0	N/A	93.0%	93.5%	93.3%
% of Patients satisfied with the time they had to wait for an appointment	0	0	N/A	88.5%	89.1%	88.9%

* This is based on patients treated on this contract for their most recent course of treatment. Figures in italics indicate the base number of FP17s or Patient Questionnaire responses are less than 100. N/A is shown where the base number of responses is less than 10 during the period. % is calculated as Quantity/Base number*100

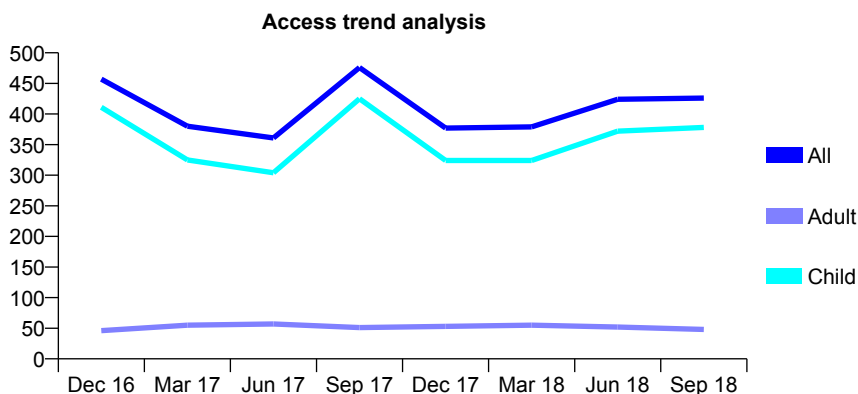
Q55 - Vital Signs At a Glance Contract Report for 754978/0001 - September 2018

Name or company name	Tuckley & Jeykumar (Queens Road Dental)
Contract type name	GDS Contract
Purpose of contract	General
Contract start date	01/04/2006
Contract end date	

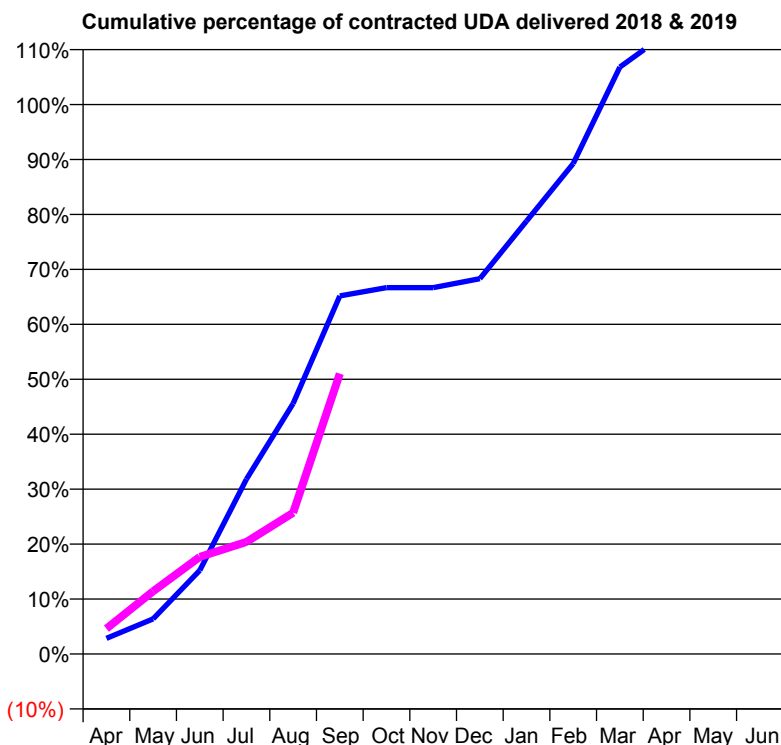
18/19 Contracted general activity (UDA)	735
Carry forward general activity (UDA)	0
18/19 Contracted orthodontic activity (UOA)	0
Carry forward orthodontic activity (UOA)	0
Baseline contract value	£17,570.74

ACCESS*

Patients seen in 24 months	Total	Change since previous quarter
Quarter ending September 2017	476	
Quarter ending December 2017	377	↓
Quarter ending March 2018	379	→
Quarter ending June 2018	424	↑
Quarter ending September 2018	426	→
Variance since September 2017	(10.5%)	↓



ACTIVITY



Month	Adjusted Scheduled Activity (UDA)	
	2018	2019
April	21	34
May	47	84
June	112	130
July	234	150
August	335	189
September	479	375
October	490	
November	490	
December	502	
January	579	
February	656	
March	785	
April	830	
May	830	
June	830	

QUALITY

	Quantity	Base Number	Contract	AT	Region	England
% of FP17s for the same patient ID Re-attending within 3 months - Children	14	310	4.5%	9.9%	11.4%	11.6%
% of FP17s for the same patient ID Re-attending within 3 months - Adults	0	0	N/A	13.8%	15.0%	15.5%
% of FP17s for the same patient ID Re-attending between 3 & 9 months - Children	109	310	35.2%	61.9%	59.9%	58.8%
% of FP17s for the same patient ID Re-attending between 3 & 9 months - Adults	0	0	N/A	55.1%	52.0%	51.1%
% of FP17s for Band 1 Urgent Courses	0	277	0.0%	6.9%	8.0%	9.0%
% of FP17s Relating to Free Repair or Replacements	0	277	0.0%	0.8%	0.8%	0.8%
% of FP17s Relating to Continuations	3	277	1.1%	1.1%	0.9%	0.9%
% of Patients satisfied with the dentistry they have received	1	1	N/A	93.0%	93.5%	93.3%
% of Patients satisfied with the time they had to wait for an appointment	1	1	N/A	88.5%	89.1%	88.9%

* This is based on patients treated on this contract for their most recent course of treatment. Figures in italics indicate the base number of FP17s or Patient Questionnaire responses are less than 100. N/A is shown where the base number of responses is less than 10 during the period. % is calculated as Quantity/Base number*100

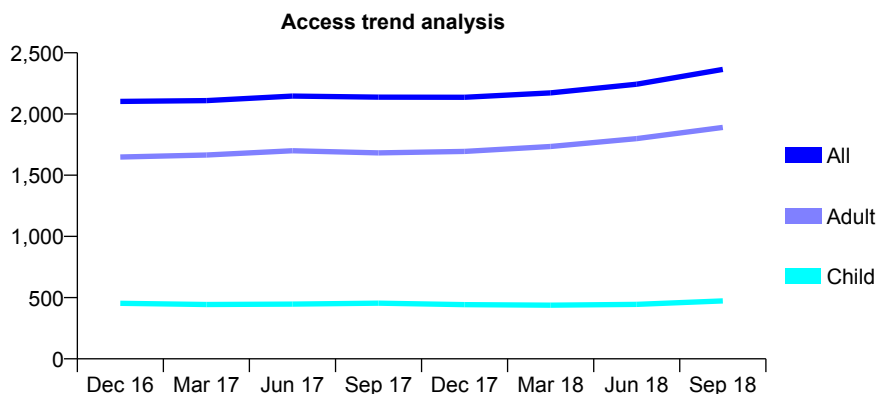
Q55 - Vital Signs At a Glance Contract Report for 755923/0001 - September 2018

Name or company name	Boulevard Dental Practice
Contract type name	GDS Contract
Purpose of contract	General
Contract start date	01/04/2006
Contract end date	

18/19 Contracted general activity (UDA)	17,537
Carry forward general activity (UDA)	0
18/19 Contracted orthodontic activity (UOA)	0
Carry forward orthodontic activity (UOA)	0
Baseline contract value	£460,356.94

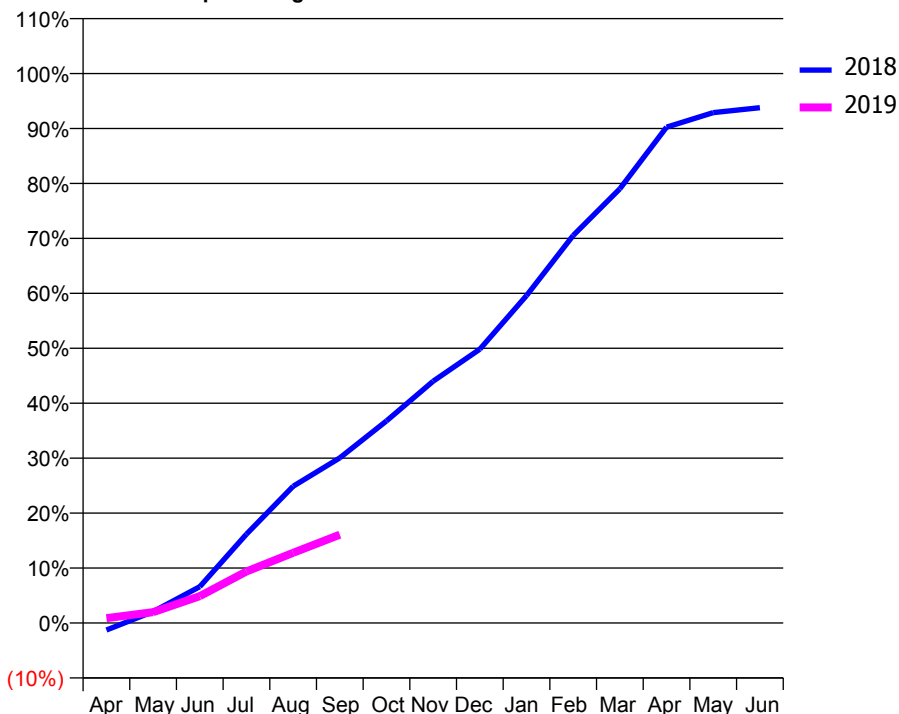
ACCESS*

Patients seen in 24 months	Total	Change since previous quarter
Quarter ending September 2017	2,138	
Quarter ending December 2017	2,137	→
Quarter ending March 2018	2,173	→
Quarter ending June 2018	2,244	↑
Quarter ending September 2018	2,364	↑
Variance since September 2017	10.6%	↑



ACTIVITY

Cumulative percentage of contracted UDA delivered 2018 & 2019



Month	Adjusted Scheduled Activity (UDA)	
	2018	2019
April	-98	157
May	157	345
June	498	857
July	1,219	1,645
August	1,876	2,242
September	2,264	2,817
October	2,772	
November	3,317	
December	3,756	
January	4,492	
February	5,316	
March	5,956	
April	6,802	
May	7,000	
June	7,069	

QUALITY

	Quantity	Base Number	Contract	AT	Region	England
% of FP17s for the same patient ID Re-attending within 3 months - Children	25	293	8.5%	9.9%	11.4%	11.6%
% of FP17s for the same patient ID Re-attending within 3 months - Adults	159	1,284	12.4%	13.8%	15.0%	15.5%
% of FP17s for the same patient ID Re-attending between 3 & 9 months - Children	128	293	43.7%	61.9%	59.9%	58.8%
% of FP17s for the same patient ID Re-attending between 3 & 9 months - Adults	643	1,284	50.1%	55.1%	52.0%	51.1%
% of FP17s for Band 1 Urgent Courses	190	1,313	14.5%	6.9%	8.0%	9.0%
% of FP17s Relating to Free Repair or Replacements	10	1,313	0.8%	0.8%	0.8%	0.8%
% of FP17s Relating to Continuations	0	1,313	0.0%	1.1%	0.9%	0.9%
% of Patients satisfied with the dentistry they have received	0	1	N/A	93.0%	93.5%	93.3%
% of Patients satisfied with the time they had to wait for an appointment	1	1	N/A	88.5%	89.1%	88.9%

* This is based on patients treated on this contract for their most recent course of treatment. Figures in italics indicate the base number of FP17s or Patient Questionnaire responses are less than 100. N/A is shown where the base number of responses is less than 10 during the period. % is calculated as Quantity/Base number*100

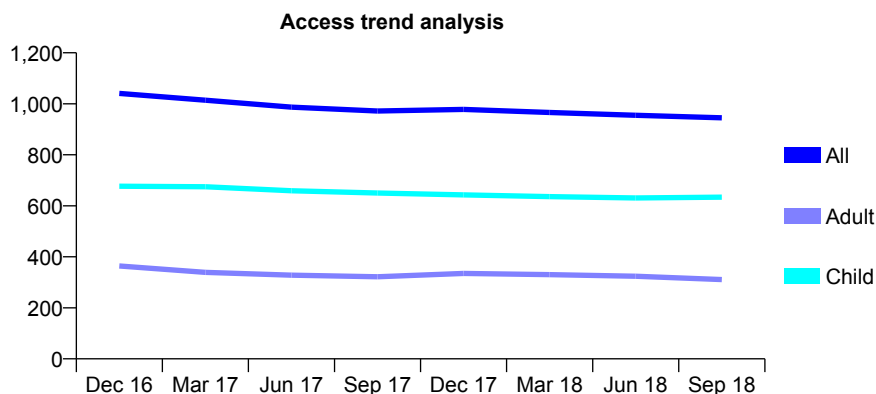
Q55 - Vital Signs At a Glance Contract Report for 761303/0001 - September 2018

Name or company name	MR RN WARD
Contract type name	GDS Contract
Purpose of contract	General
Contract start date	01/04/2006
Contract end date	

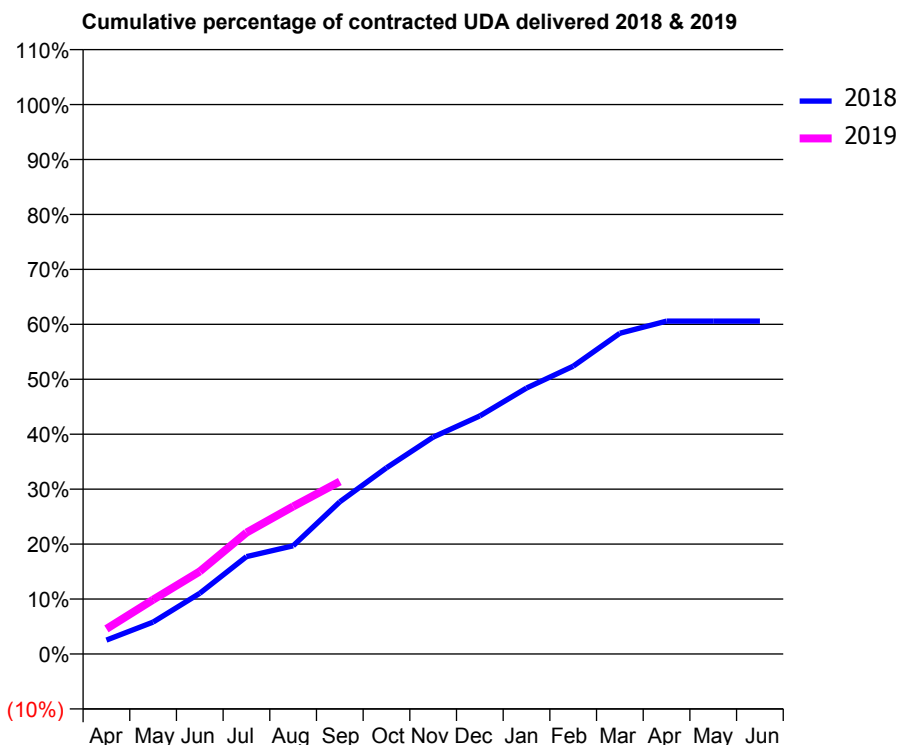
18/19 Contracted general activity (UDA)	3,000
Carry forward general activity (UDA)	0
18/19 Contracted orthodontic activity (UOA)	0
Carry forward orthodontic activity (UOA)	0
Baseline contract value	£65,978.66

ACCESS*

Patients seen in 24 months	Total	Change since previous quarter
Quarter ending September 2017	972	
Quarter ending December 2017	978	→
Quarter ending March 2018	966	↓
Quarter ending June 2018	955	↓
Quarter ending September 2018	945	↓
Variance since September 2017	(2.8%)	↓



ACTIVITY



Adjusted Scheduled Activity (UDA)		
Month	2018	2019
April	76	137
May	174	297
June	331	451
July	532	663
August	591	805
September	831	942
October	1,017	
November	1,184	
December	1,300	
January	1,452	
February	1,572	
March	1,751	
April	1,817	
May	1,817	
June	1,817	

QUALITY

	Quantity	Base Number	Contract	AT	Region	England
% of FP17s for the same patient ID Re-attending within 3 months - Children	41	542	7.6%	9.9%	11.4%	11.6%
% of FP17s for the same patient ID Re-attending within 3 months - Adults	19	178	10.7%	13.8%	15.0%	15.5%
% of FP17s for the same patient ID Re-attending between 3 & 9 months - Children	382	542	70.5%	61.9%	59.9%	58.8%
% of FP17s for the same patient ID Re-attending between 3 & 9 months - Adults	67	178	37.6%	55.1%	52.0%	51.1%
% of FP17s for Band 1 Urgent Courses	73	672	10.9%	6.9%	8.0%	9.0%
% of FP17s Relating to Free Repair or Replacements	0	672	0.0%	0.8%	0.8%	0.8%
% of FP17s Relating to Continuations	2	672	0.3%	1.1%	0.9%	0.9%
% of Patients satisfied with the dentistry they have received	0	0	N/A	93.0%	93.5%	93.3%
% of Patients satisfied with the time they had to wait for an appointment	0	0	N/A	88.5%	89.1%	88.9%

* This is based on patients treated on this contract for their most recent course of treatment. Figures in italics indicate the base number of FP17s or Patient Questionnaire responses are less than 100. N/A is shown where the base number of responses is less than 10 during the period. % is calculated as Quantity/Base number*100

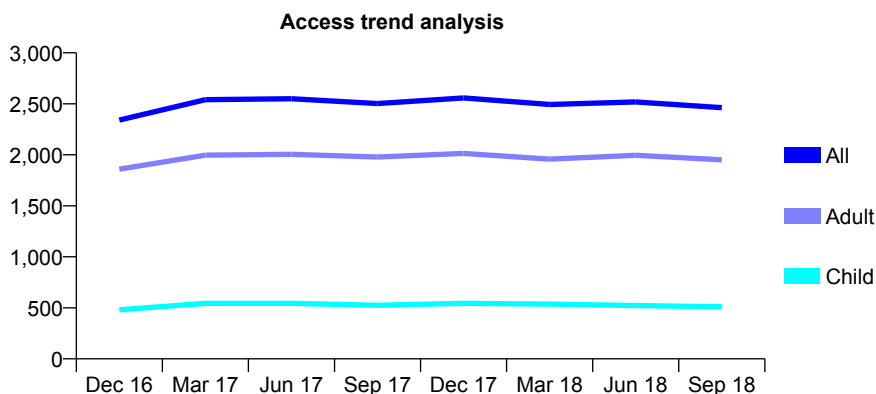
Q55 - Vital Signs At a Glance Contract Report for 769061/0001 - September 2018

Name or company name	MISS KL SMITH
Contract type name	GDS Contract
Purpose of contract	General
Contract start date	01/04/2006
Contract end date	

18/19 Contracted general activity (UDA)	9,929
Carry forward general activity (UDA)	0
18/19 Contracted orthodontic activity (UOA)	0
Carry forward orthodontic activity (UOA)	0
Baseline contract value	£230,208.75

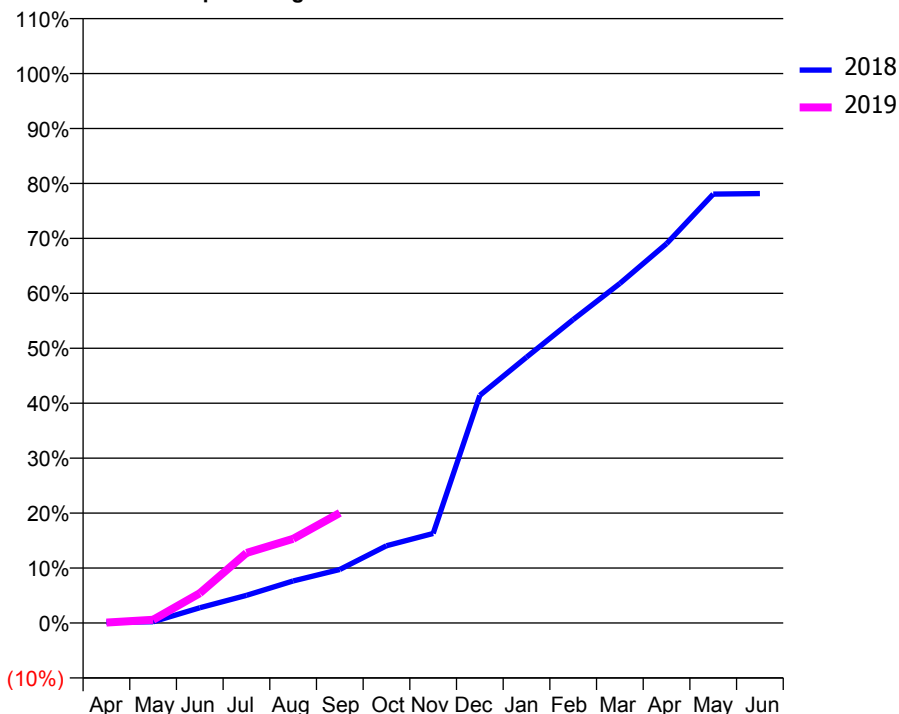
ACCESS*

Patients seen in 24 months	Total	Change since previous quarter
Quarter ending September 2017	2,503	
Quarter ending December 2017	2,558	↑
Quarter ending March 2018	2,494	↓
Quarter ending June 2018	2,518	→
Quarter ending September 2018	2,462	↓
Variance since September 2017	(1.6%)	↓



ACTIVITY

Cumulative percentage of contracted UDA delivered 2018 & 2019



Month	Adjusted Scheduled Activity (UDA)	
	2018	2019
April	13	7
May	23	58
June	276	538
July	500	1,266
August	760	1,521
September	967	1,990
October	1,397	
November	1,618	
December	4,114	
January	4,803	
February	5,482	
March	6,137	
April	6,854	
May	7,751	
June	7,761	

QUALITY

	Quantity	Base Number	Contract	AT	Region	England
% of FP17s for the same patient ID Re-attending within 3 months - Children	30	384	7.8%	9.9%	11.4%	11.6%
% of FP17s for the same patient ID Re-attending within 3 months - Adults	186	1,100	16.9%	13.8%	15.0%	15.5%
% of FP17s for the same patient ID Re-attending between 3 & 9 months - Children	243	384	63.3%	61.9%	59.9%	58.8%
% of FP17s for the same patient ID Re-attending between 3 & 9 months - Adults	550	1,100	50.0%	55.1%	52.0%	51.1%
% of FP17s for Band 1 Urgent Courses	73	832	8.8%	6.9%	8.0%	9.0%
% of FP17s Relating to Free Repair or Replacements	1	832	0.1%	0.8%	0.8%	0.8%
% of FP17s Relating to Continuations	18	832	2.2%	1.1%	0.9%	0.9%
% of Patients satisfied with the dentistry they have received	2	2	N/A	93.0%	93.5%	93.3%
% of Patients satisfied with the time they had to wait for an appointment	2	2	N/A	88.5%	89.1%	88.9%

* This is based on patients treated on this contract for their most recent course of treatment. Figures in italics indicate the base number of FP17s or Patient Questionnaire responses are less than 100. N/A is shown where the base number of responses is less than 10 during the period. % is calculated as Quantity/Base number*100

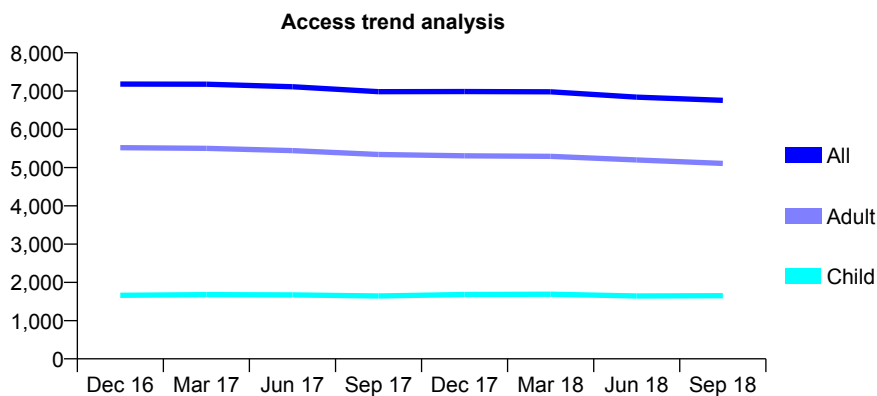
Q55 - Vital Signs At a Glance Contract Report for 783145/0001 - September 2018

Name or company name	MR BS PEERBUX
Contract type name	GDS Contract
Purpose of contract	General
Contract start date	03/10/2009
Contract end date	

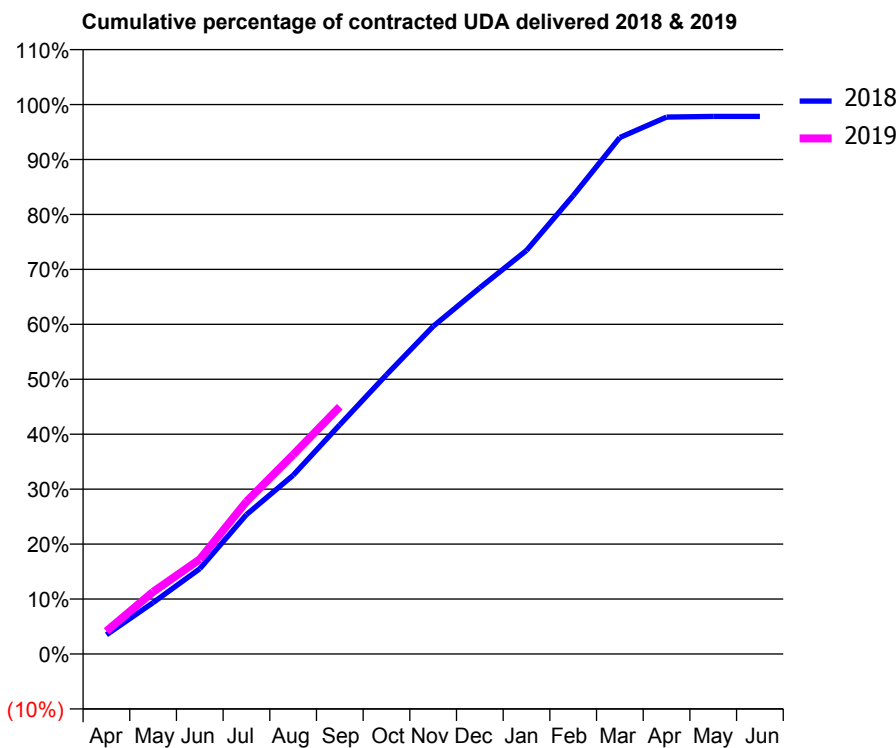
18/19 Contracted general activity (UDA)	20,495
Carry forward general activity (UDA)	0
18/19 Contracted orthodontic activity (UOA)	0
Carry forward orthodontic activity (UOA)	0
Baseline contract value	£563,478.82

ACCESS*

Patients seen in 24 months	Total	Change since previous quarter
Quarter ending September 2017	6,985	
Quarter ending December 2017	6,989	→
Quarter ending March 2018	6,981	→
Quarter ending June 2018	6,842	↓
Quarter ending September 2018	6,756	↓
Variance since September 2017	(3.3%)	↓



ACTIVITY



Month	Adjusted Scheduled Activity (UDA)	
	2018	2019
April	718	852
May	1,916	2,321
June	3,182	3,534
July	5,200	5,688
August	6,667	7,432
September	8,552	9,221
October	10,418	
November	12,224	
December	13,658	
January	15,050	
February	17,095	
March	19,264	
April	20,026	
May	20,053	
June	20,053	

QUALITY

	Quantity	Base Number	Contract	AT	Region	England
% of FP17s for the same patient ID Re-attending within 3 months - Children	108	1,289	8.4%	9.9%	11.4%	11.6%
% of FP17s for the same patient ID Re-attending within 3 months - Adults	771	4,191	18.4%	13.8%	15.0%	15.5%
% of FP17s for the same patient ID Re-attending between 3 & 9 months - Children	831	1,289	64.5%	61.9%	59.9%	58.8%
% of FP17s for the same patient ID Re-attending between 3 & 9 months - Adults	2,586	4,191	61.7%	55.1%	52.0%	51.1%
% of FP17s for Band 1 Urgent Courses	436	4,822	9.0%	6.9%	8.0%	9.0%
% of FP17s Relating to Free Repair or Replacements	51	4,822	1.1%	0.8%	0.8%	0.8%
% of FP17s Relating to Continuations	73	4,822	1.5%	1.1%	0.9%	0.9%
% of Patients satisfied with the dentistry they have received	2	2	N/A	93.0%	93.5%	93.3%
% of Patients satisfied with the time they had to wait for an appointment	2	2	N/A	88.5%	89.1%	88.9%

* This is based on patients treated on this contract for their most recent course of treatment. Figures in italics indicate the base number of FP17s or Patient Questionnaire responses are less than 100. N/A is shown where the base number of responses is less than 10 during the period. % is calculated as Quantity/Base number*100

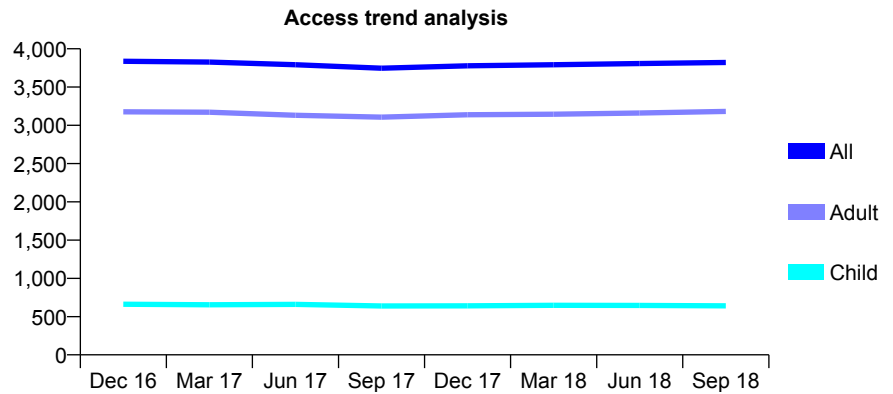
Q55 - Vital Signs At a Glance Contract Report for 787213/0001 - September 2018

Name or company name	MRS SA MITCHELL
Contract type name	GDS Contract
Purpose of contract	General
Contract start date	03/12/2012
Contract end date	

18/19 Contracted general activity (UDA)	12,621
Carry forward general activity (UDA)	0
18/19 Contracted orthodontic activity (UOA)	0
Carry forward orthodontic activity (UOA)	0
Baseline contract value	£399,756.15

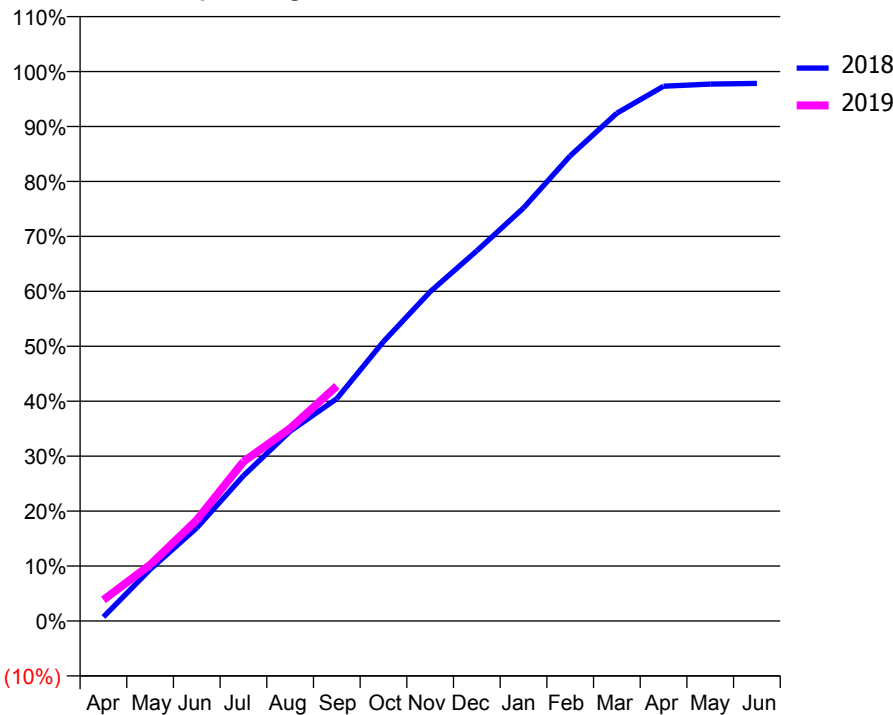
ACCESS*

Patients seen in 24 months	Total	Change since previous quarter
Quarter ending September 2017	3,746	
Quarter ending December 2017	3,778	→
Quarter ending March 2018	3,792	→
Quarter ending June 2018	3,807	→
Quarter ending September 2018	3,821	→
Variance since September 2017	2.0%	↑



ACTIVITY

Cumulative percentage of contracted UDA delivered 2018 & 2019



Month	Adjusted Scheduled Activity (UDA)	
	2018	2019
April	94	486
May	1,184	1,291
June	2,139	2,320
July	3,337	3,661
August	4,359	4,425
September	5,107	5,399
October	6,418	
November	7,562	
December	8,503	
January	9,487	
February	10,684	
March	11,663	
April	12,282	
May	12,334	
June	12,348	

QUALITY

	Quantity	Base Number	Contract	AT	Region	England
% of FP17s for the same patient ID Re-attending within 3 months - Children	43	564	7.6%	9.9%	11.4%	11.6%
% of FP17s for the same patient ID Re-attending within 3 months - Adults	481	2,792	17.2%	13.8%	15.0%	15.5%
% of FP17s for the same patient ID Re-attending between 3 & 9 months - Children	429	564	76.1%	61.9%	59.9%	58.8%
% of FP17s for the same patient ID Re-attending between 3 & 9 months - Adults	1,775	2,792	63.6%	55.1%	52.0%	51.1%
% of FP17s for Band 1 Urgent Courses	330	3,040	10.9%	6.9%	8.0%	9.0%
% of FP17s Relating to Free Repair or Replacements	45	3,040	1.5%	0.8%	0.8%	0.8%
% of FP17s Relating to Continuations	61	3,040	2.0%	1.1%	0.9%	0.9%
% of Patients satisfied with the dentistry they have received	3	3	N/A	93.0%	93.5%	93.3%
% of Patients satisfied with the time they had to wait for an appointment	3	3	N/A	88.5%	89.1%	88.9%

* This is based on patients treated on this contract for their most recent course of treatment. Figures in italics indicate the base number of FP17s or Patient Questionnaire responses are less than 100. N/A is shown where the base number of responses is less than 10 during the period. % is calculated as Quantity/Base number*100

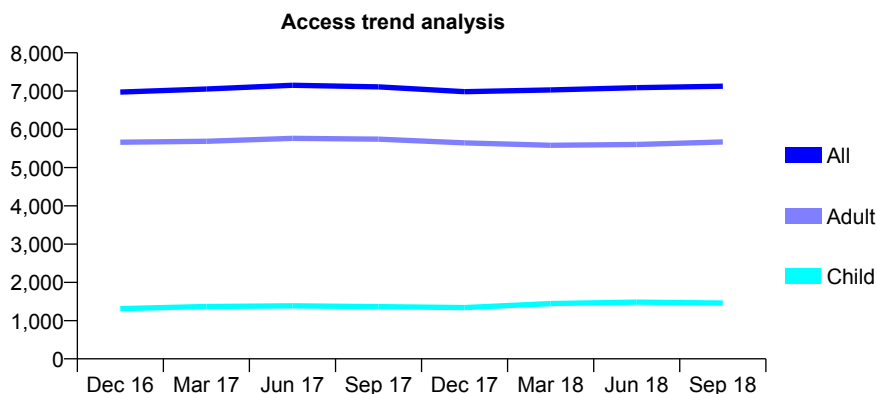
Q55 - Vital Signs At a Glance Contract Report for 810584/0001 - September 2018

Name or company name	MR PR THORPE
Contract type name	GDS Contract
Purpose of contract	General
Contract start date	01/04/2006
Contract end date	

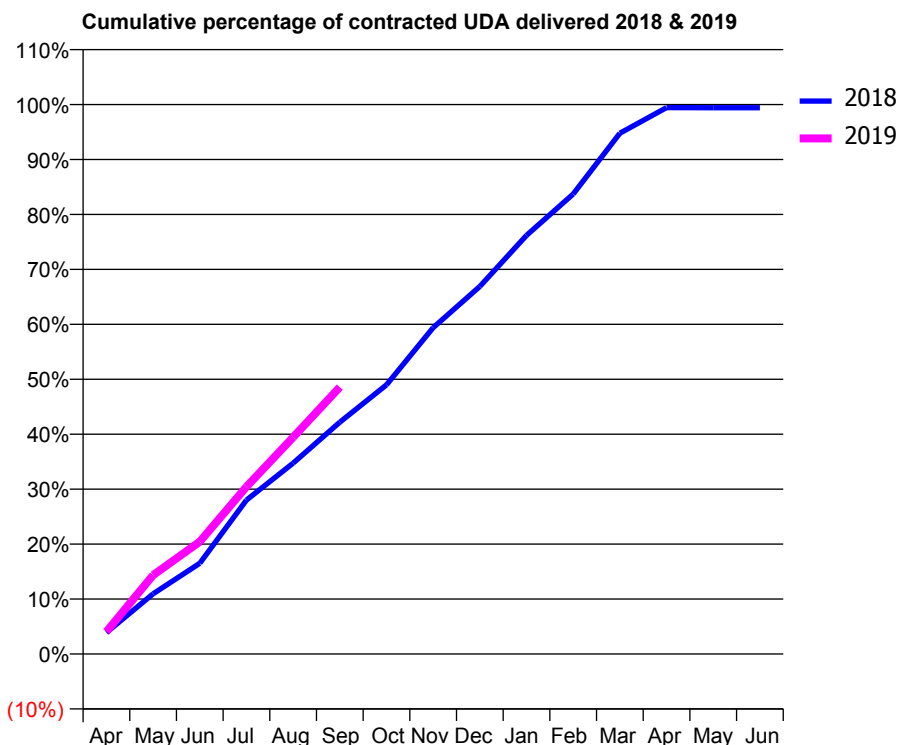
18/19 Contracted general activity (UDA)	17,348
Carry forward general activity (UDA)	0
18/19 Contracted orthodontic activity (UOA)	0
Carry forward orthodontic activity (UOA)	0
Baseline contract value	£475,785.10

ACCESS*

Patients seen in 24 months	Total	Change since previous quarter
Quarter ending September 2017	7,108	
Quarter ending December 2017	6,984	↓
Quarter ending March 2018	7,029	→
Quarter ending June 2018	7,088	→
Quarter ending September 2018	7,127	→
Variance since September 2017	0.3%	→



ACTIVITY



Adjusted Scheduled Activity (UDA)		
Month	2018	2019
April	676	704
May	1,901	2,492
June	2,865	3,548
July	4,859	5,280
August	6,028	6,841
September	7,318	8,427
October	8,496	
November	10,305	
December	11,604	
January	13,218	
February	14,524	
March	16,442	
April	17,249	
May	17,247	
June	17,247	

QUALITY

	Quantity	Base Number	Contract	AT	Region	England
% of FP17s for the same patient ID Re-attending within 3 months - Children	49	1,177	4.2%	9.9%	11.4%	11.6%
% of FP17s for the same patient ID Re-attending within 3 months - Adults	401	4,098	9.8%	13.8%	15.0%	15.5%
% of FP17s for the same patient ID Re-attending between 3 & 9 months - Children	746	1,177	63.4%	61.9%	59.9%	58.8%
% of FP17s for the same patient ID Re-attending between 3 & 9 months - Adults	2,067	4,098	50.4%	55.1%	52.0%	51.1%
% of FP17s for Band 1 Urgent Courses	344	4,793	7.2%	6.9%	8.0%	9.0%
% of FP17s Relating to Free Repair or Replacements	48	4,793	1.0%	0.8%	0.8%	0.8%
% of FP17s Relating to Continuations	41	4,793	0.9%	1.1%	0.9%	0.9%
% of Patients satisfied with the dentistry they have received	2	2	N/A	93.0%	93.5%	93.3%
% of Patients satisfied with the time they had to wait for an appointment	2	2	N/A	88.5%	89.1%	88.9%

* This is based on patients treated on this contract for their most recent course of treatment. Figures in italics indicate the base number of FP17s or Patient Questionnaire responses are less than 100. N/A is shown where the base number of responses is less than 10 during the period. % is calculated as Quantity/Base number*100

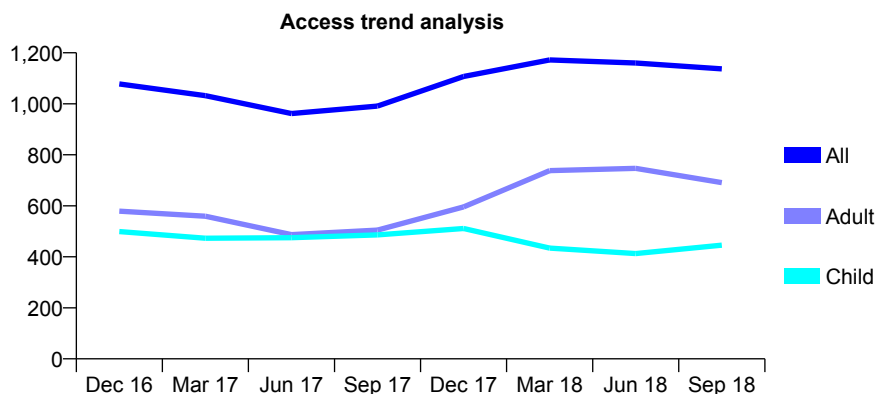
Q55 - Vital Signs At a Glance Contract Report for 810584/0002 - September 2018

Name or company name	MR PR THORPE
Contract type name	GDS Contract
Purpose of contract	General
Contract start date	01/07/2008
Contract end date	

18/19 Contracted general activity (UDA)	3,000
Carry forward general activity (UDA)	0
18/19 Contracted orthodontic activity (UOA)	0
Carry forward orthodontic activity (UOA)	0
Baseline contract value	£114,134.44

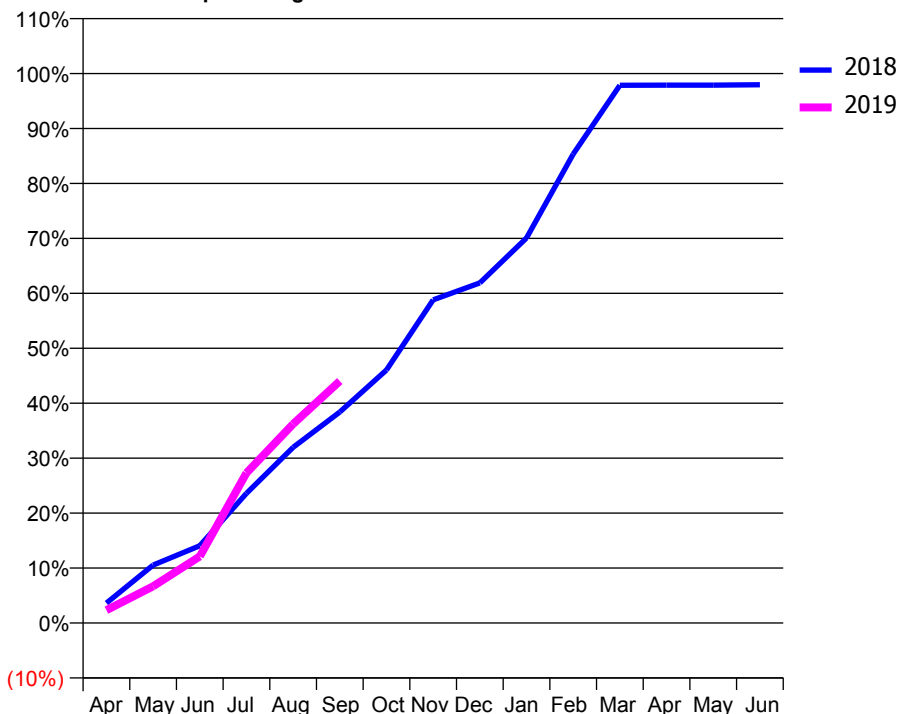
ACCESS*

Patients seen in 24 months	Total	Change since previous quarter
Quarter ending September 2017	991	
Quarter ending December 2017	1,107	↑
Quarter ending March 2018	1,172	↑
Quarter ending June 2018	1,160	↓
Quarter ending September 2018	1,137	↓
Variance since September 2017	14.7%	↑



ACTIVITY

Cumulative percentage of contracted UDA delivered 2018 & 2019



Month	Adjusted Scheduled Activity (UDA)	
	2018	2019
April	109	70
May	317	201
June	422	364
July	708	819
August	959	1,087
September	1,152	1,321
October	1,381	
November	1,764	
December	1,857	
January	2,102	
February	2,560	
March	2,935	
April	2,937	
May	2,937	
June	2,939	

QUALITY

	Quantity	Base Number	Contract	AT	Region	England
% of FP17s for the same patient ID Re-attending within 3 months - Children	4	341	1.2%	9.9%	11.4%	11.6%
% of FP17s for the same patient ID Re-attending within 3 months - Adults	11	381	2.9%	13.8%	15.0%	15.5%
% of FP17s for the same patient ID Re-attending between 3 & 9 months - Children	163	341	47.8%	61.9%	59.9%	58.8%
% of FP17s for the same patient ID Re-attending between 3 & 9 months - Adults	83	381	21.8%	55.1%	52.0%	51.1%
% of FP17s for Band 1 Urgent Courses	44	717	6.1%	6.9%	8.0%	9.0%
% of FP17s Relating to Free Repair or Replacements	1	717	0.1%	0.8%	0.8%	0.8%
% of FP17s Relating to Continuations	2	717	0.3%	1.1%	0.9%	0.9%
% of Patients satisfied with the dentistry they have received	1	1	N/A	93.0%	93.5%	93.3%
% of Patients satisfied with the time they had to wait for an appointment	1	1	N/A	88.5%	89.1%	88.9%

* This is based on patients treated on this contract for their most recent course of treatment. Figures in italics indicate the base number of FP17s or Patient Questionnaire responses are less than 100. N/A is shown where the base number of responses is less than 10 during the period. % is calculated as Quantity/Base number*100

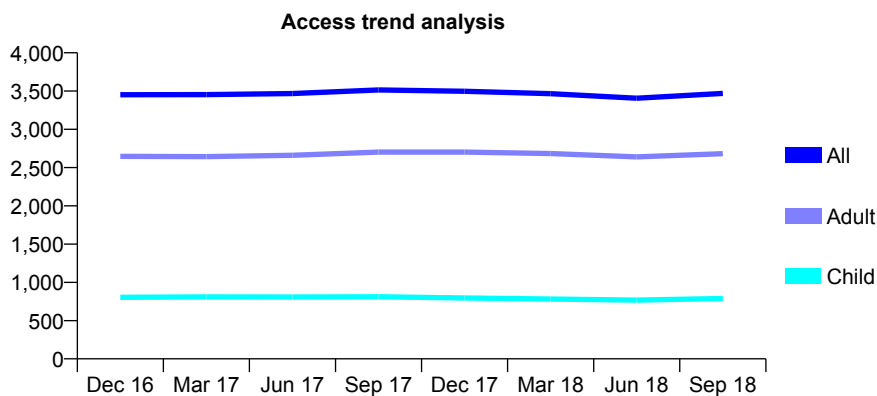
Q55 - Vital Signs At a Glance Contract Report for 813532/0001 - September 2018

Name or company name	MR AE NORTH
Contract type name	GDS Contract
Purpose of contract	General
Contract start date	01/04/2006
Contract end date	

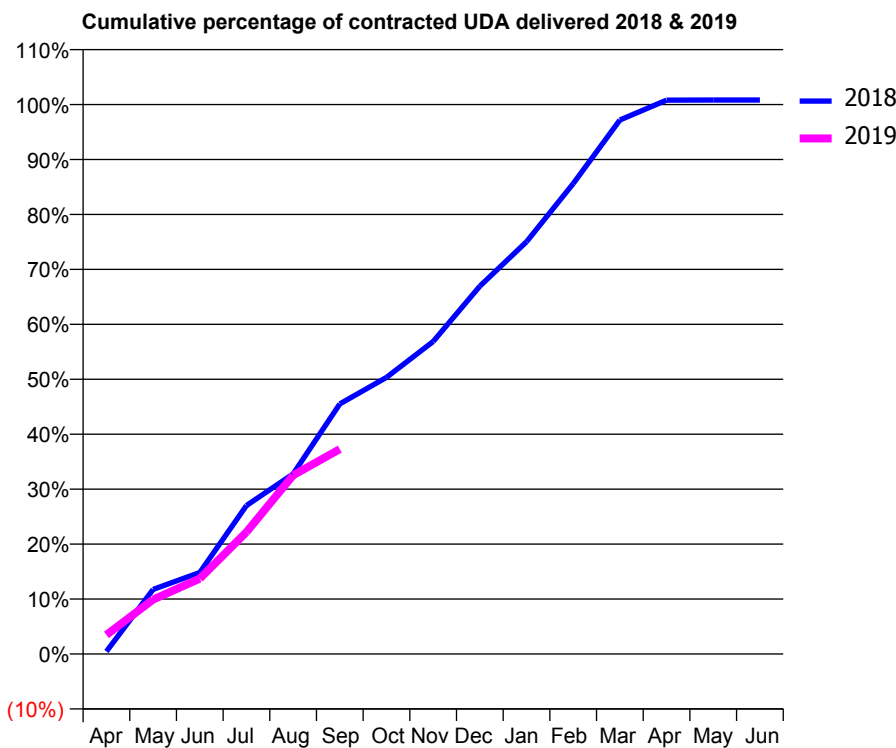
18/19 Contracted general activity (UDA)	12,083
Carry forward general activity (UDA)	0
18/19 Contracted orthodontic activity (UOA)	0
Carry forward orthodontic activity (UOA)	0
Baseline contract value	£369,333.22

ACCESS*

Patients seen in 24 months	Total	Change since previous quarter
Quarter ending September 2017	3,515	
Quarter ending December 2017	3,498	→
Quarter ending March 2018	3,465	→
Quarter ending June 2018	3,407	↓
Quarter ending September 2018	3,470	→
Variance since September 2017	(1.3%)	↓



ACTIVITY



Month	Adjusted Scheduled Activity (UDA)	
	2018	2019
April	48	420
May	1,185	1,198
June	1,496	1,658
July	2,725	2,681
August	3,304	3,932
September	4,590	4,505
October	5,075	
November	5,735	
December	6,750	
January	7,565	
February	8,631	
March	9,799	
April	10,162	
May	10,166	
June	10,166	

QUALITY

	Quantity	Base Number	Contract	AT	Region	England
% of FP17s for the same patient ID Re-attending within 3 months - Children	52	544	9.6%	9.9%	11.4%	11.6%
% of FP17s for the same patient ID Re-attending within 3 months - Adults	215	1,910	11.3%	13.8%	15.0%	15.5%
% of FP17s for the same patient ID Re-attending between 3 & 9 months - Children	317	544	58.3%	61.9%	59.9%	58.8%
% of FP17s for the same patient ID Re-attending between 3 & 9 months - Adults	1,192	1,910	62.4%	55.1%	52.0%	51.1%
% of FP17s for Band 1 Urgent Courses	136	2,242	6.1%	6.9%	8.0%	9.0%
% of FP17s Relating to Free Repair or Replacements	20	2,242	0.9%	0.8%	0.8%	0.8%
% of FP17s Relating to Continuations	57	2,242	2.5%	1.1%	0.9%	0.9%
% of Patients satisfied with the dentistry they have received	4	4	N/A	93.0%	93.5%	93.3%
% of Patients satisfied with the time they had to wait for an appointment	3	4	N/A	88.5%	89.1%	88.9%

* This is based on patients treated on this contract for their most recent course of treatment. Figures in italics indicate the base number of FP17s or Patient Questionnaire responses are less than 100. N/A is shown where the base number of responses is less than 10 during the period. % is calculated as Quantity/Base number*100

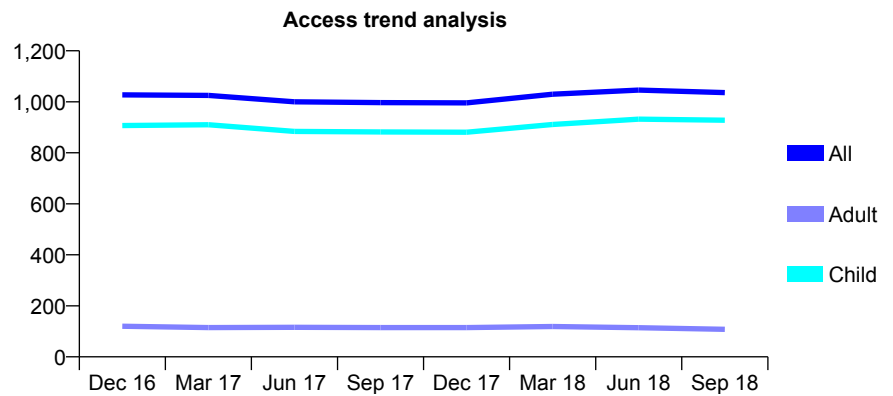
Q55 - Vital Signs At a Glance Contract Report for 813842/0002 - September 2018

Name or company name	MR DA DUNNING
Contract type name	GDS Contract
Purpose of contract	General and Orthodontic
Contract start date	01/04/2006
Contract end date	

18/19 Contracted general activity (UDA)	2,012
Carry forward general activity (UDA)	0
18/19 Contracted orthodontic activity (UOA)	423
Carry forward orthodontic activity (UOA)	0
Baseline contract value	£72,036.75

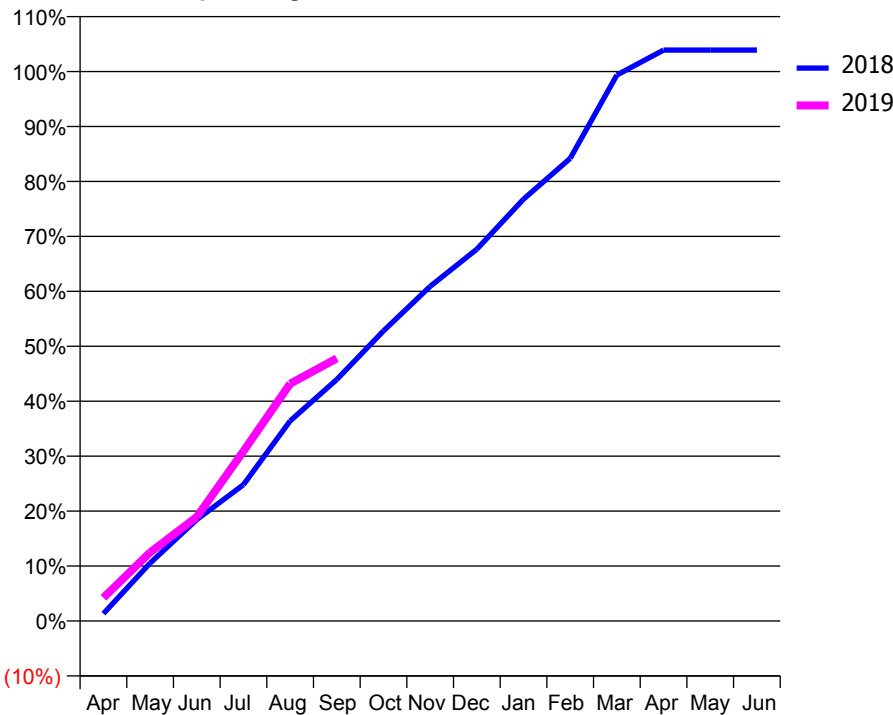
ACCESS*

Patients seen in 24 months	Total	Change since previous quarter
Quarter ending September 2017	997	
Quarter ending December 2017	996	→
Quarter ending March 2018	1,030	↑
Quarter ending June 2018	1,046	→
Quarter ending September 2018	1,036	→
Variance since September 2017	3.9%	↑



ACTIVITY

Cumulative percentage of contracted UDA delivered 2018 & 2019



Month	Adjusted Scheduled Activity (UDA)	
	2018	2019
April	27	85
May	212	251
June	371	381
July	499	622
August	732	869
September	885	962
October	1,062	
November	1,225	
December	1,362	
January	1,544	
February	1,694	
March	1,999	
April	2,090	
May	2,090	
June	2,090	

QUALITY

	Quantity	Base Number	Contract	AT	Region	England
% of FP17s for the same patient ID Re-attending within 3 months - Children	92	848	10.8%	9.9%	11.4%	11.6%
% of FP17s for the same patient ID Re-attending within 3 months - Adults	0	13	0.0%	13.8%	15.0%	15.5%
% of FP17s for the same patient ID Re-attending between 3 & 9 months - Children	573	848	67.6%	61.9%	59.9%	58.8%
% of FP17s for the same patient ID Re-attending between 3 & 9 months - Adults	8	13	61.5%	55.1%	52.0%	51.1%
% of FP17s for Band 1 Urgent Courses	19	723	2.6%	6.9%	8.0%	9.0%
% of FP17s Relating to Free Repair or Replacements	0	723	0.0%	0.8%	0.8%	0.8%
% of FP17s Relating to Continuations	0	723	0.0%	1.1%	0.9%	0.9%
% of Patients satisfied with the dentistry they have received	0	0	N/A	93.0%	93.5%	93.3%
% of Patients satisfied with the time they had to wait for an appointment	0	0	N/A	88.5%	89.1%	88.9%

* This is based on patients treated on this contract for their most recent course of treatment. Figures in italics indicate the base number of FP17s or Patient Questionnaire responses are less than 100. N/A is shown where the base number of responses is less than 10 during the period. % is calculated as Quantity/Base number*100

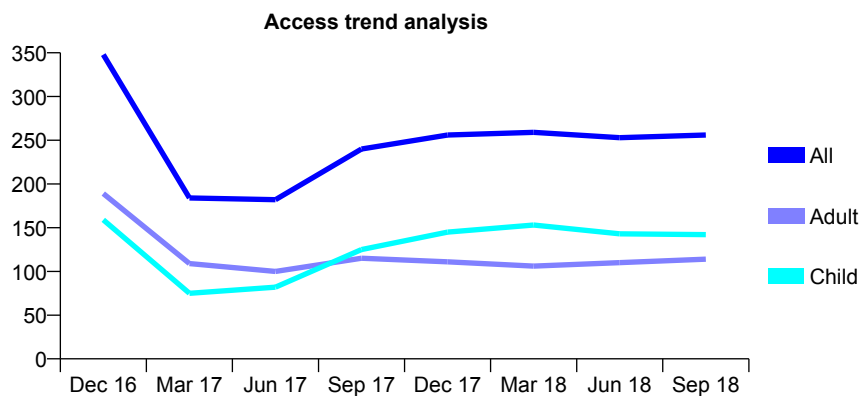
Q55 - Vital Signs At a Glance Contract Report for 819417/0001 - September 2018

Name or company name	MRS HM BAKER
Contract type name	GDS Contract
Purpose of contract	General
Contract start date	01/04/2006
Contract end date	

18/19 Contracted general activity (UDA)	617
Carry forward general activity (UDA)	0
18/19 Contracted orthodontic activity (UOA)	0
Carry forward orthodontic activity (UOA)	0
Baseline contract value	£13,950.61

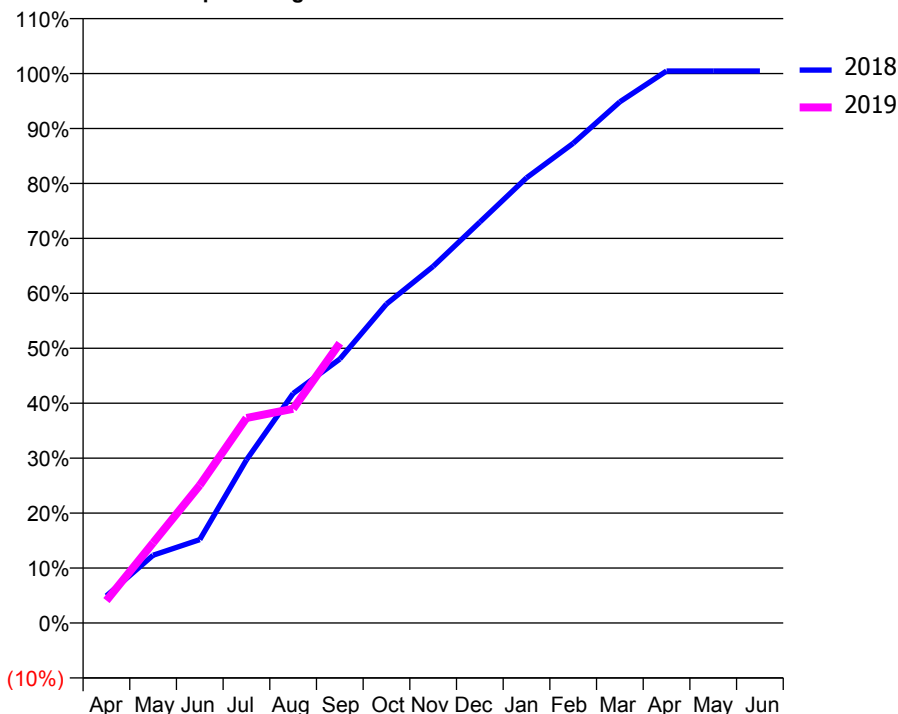
ACCESS*

Patients seen in 24 months	Total	Change since previous quarter
Quarter ending September 2017	240	
Quarter ending December 2017	256	↑
Quarter ending March 2018	259	→
Quarter ending June 2018	253	↓
Quarter ending September 2018	256	→
Variance since September 2017	6.7%	↑



ACTIVITY

Cumulative percentage of contracted UDA delivered 2018 & 2019



Month	Adjusted Scheduled Activity (UDA)	
	2018	2019
April	30	25
May	76	90
June	94	155
July	183	230
August	258	241
September	296	314
October	358	
November	400	
December	450	
January	500	
February	539	
March	585	
April	620	
May	620	
June	620	

QUALITY

	Quantity	Base Number	Contract	AT	Region	England
% of FP17s for the same patient ID Re-attending within 3 months - Children	3	136	2.2%	9.9%	11.4%	11.6%
% of FP17s for the same patient ID Re-attending within 3 months - Adults	16	127	12.6%	13.8%	15.0%	15.5%
% of FP17s for the same patient ID Re-attending between 3 & 9 months - Children	108	136	79.4%	61.9%	59.9%	58.8%
% of FP17s for the same patient ID Re-attending between 3 & 9 months - Adults	60	127	47.2%	55.1%	52.0%	51.1%
% of FP17s for Band 1 Urgent Courses	31	239	13.0%	6.9%	8.0%	9.0%
% of FP17s Relating to Free Repair or Replacements	2	239	0.8%	0.8%	0.8%	0.8%
% of FP17s Relating to Continuations	0	239	0.0%	1.1%	0.9%	0.9%
% of Patients satisfied with the dentistry they have received	0	0	N/A	93.0%	93.5%	93.3%
% of Patients satisfied with the time they had to wait for an appointment	0	0	N/A	88.5%	89.1%	88.9%

* This is based on patients treated on this contract for their most recent course of treatment. Figures in italics indicate the base number of FP17s or Patient Questionnaire responses are less than 100. N/A is shown where the base number of responses is less than 10 during the period. % is calculated as Quantity/Base number*100

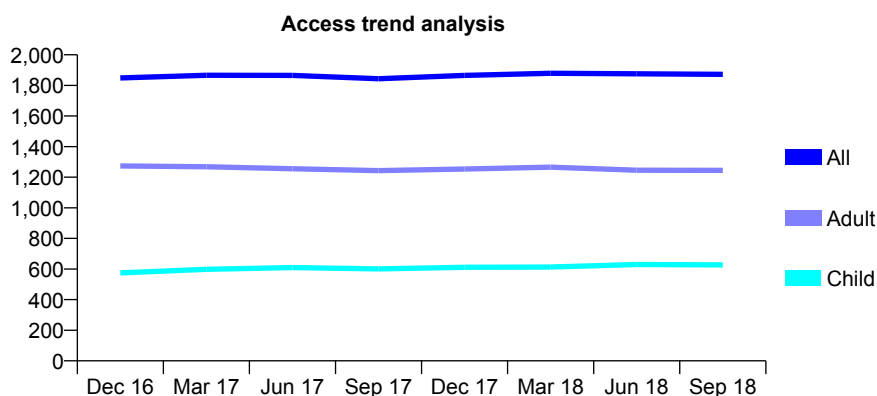
Q55 - Vital Signs At a Glance Contract Report for 819700/0001 - September 2018

Name or company name	MR JS SAGOO
Contract type name	GDS Contract
Purpose of contract	General
Contract start date	01/04/2006
Contract end date	

18/19 Contracted general activity (UDA)	6,119
Carry forward general activity (UDA)	0
18/19 Contracted orthodontic activity (UOA)	0
Carry forward orthodontic activity (UOA)	0
Baseline contract value	£173,955.55

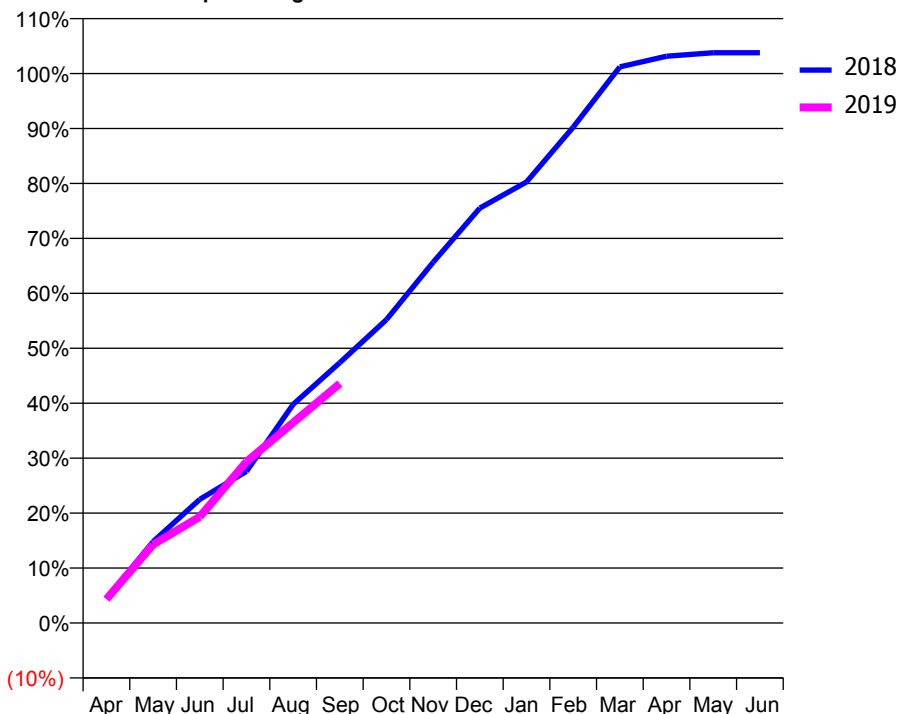
ACCESS*

Patients seen in 24 months	Total	Change since previous quarter
Quarter ending September 2017	1,844	
Quarter ending December 2017	1,865	→
Quarter ending March 2018	1,879	→
Quarter ending June 2018	1,876	→
Quarter ending September 2018	1,872	→
Variance since September 2017	1.5%	→



ACTIVITY

Cumulative percentage of contracted UDA delivered 2018 & 2019



Month	Adjusted Scheduled Activity (UDA)	
	2018	2019
April	228	265
May	759	875
June	1,152	1,182
July	1,414	1,795
August	2,037	2,231
September	2,426	2,666
October	2,827	
November	3,361	
December	3,865	
January	4,109	
February	4,619	
March	5,181	
April	5,280	
May	5,312	
June	5,312	

QUALITY

	Quantity	Base Number	Contract	AT	Region	England
% of FP17s for the same patient ID Re-attending within 3 months - Children	28	394	7.1%	9.9%	11.4%	11.6%
% of FP17s for the same patient ID Re-attending within 3 months - Adults	114	715	15.9%	13.8%	15.0%	15.5%
% of FP17s for the same patient ID Re-attending between 3 & 9 months - Children	163	394	41.4%	61.9%	59.9%	58.8%
% of FP17s for the same patient ID Re-attending between 3 & 9 months - Adults	306	715	42.8%	55.1%	52.0%	51.1%
% of FP17s for Band 1 Urgent Courses	57	1,057	5.4%	6.9%	8.0%	9.0%
% of FP17s Relating to Free Repair or Replacements	12	1,057	1.1%	0.8%	0.8%	0.8%
% of FP17s Relating to Continuations	29	1,057	2.7%	1.1%	0.9%	0.9%
% of Patients satisfied with the dentistry they have received	0	0	N/A	93.0%	93.5%	93.3%
% of Patients satisfied with the time they had to wait for an appointment	0	0	N/A	88.5%	89.1%	88.9%

* This is based on patients treated on this contract for their most recent course of treatment. Figures in italics indicate the base number of FP17s or Patient Questionnaire responses are less than 100. N/A is shown where the base number of responses is less than 10 during the period. % is calculated as Quantity/Base number*100

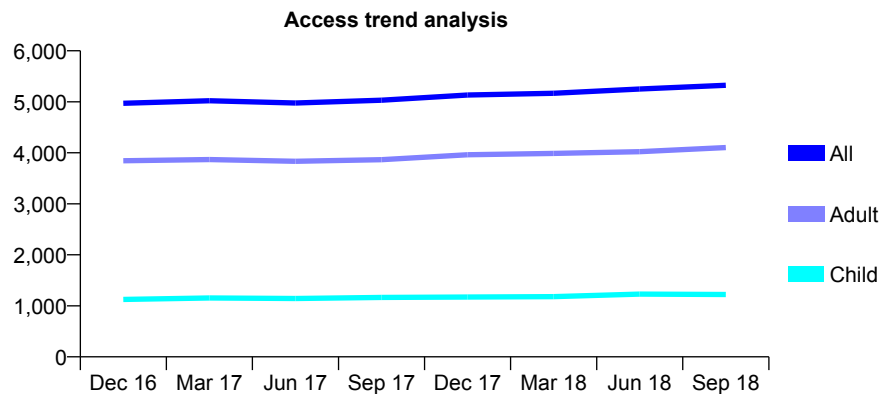
Q55 - Vital Signs At a Glance Contract Report for 819700/0002 - September 2018

Name or company name	MR JS SAGOO
Contract type name	GDS Contract
Purpose of contract	General
Contract start date	01/04/2006
Contract end date	

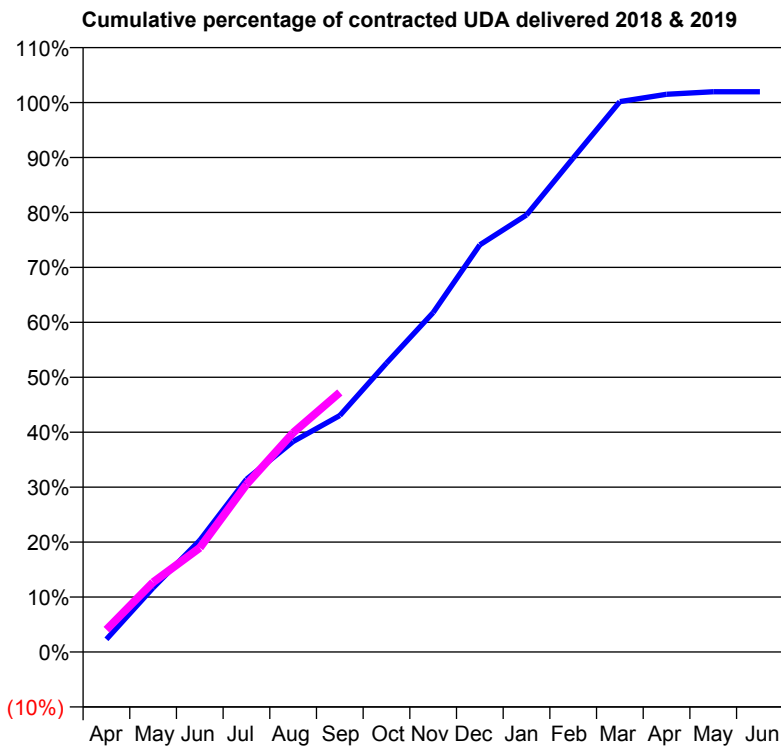
18/19 Contracted general activity (UDA)	15,394
Carry forward general activity (UDA)	0
18/19 Contracted orthodontic activity (UOA)	0
Carry forward orthodontic activity (UOA)	0
Baseline contract value	£382,156.66

ACCESS*

Patients seen in 24 months	Total	Change since previous quarter
Quarter ending September 2017	5,031	
Quarter ending December 2017	5,133	↑
Quarter ending March 2018	5,167	→
Quarter ending June 2018	5,252	→
Quarter ending September 2018	5,325	→
Variance since September 2017	5.8%	↑



ACTIVITY



Month	Adjusted Scheduled Activity (UDA)	
	2018	2019
April	309	624
May	1,566	1,956
June	2,723	2,919
July	4,209	4,694
August	5,132	6,144
September	5,764	7,271
October	7,041	
November	8,273	
December	9,924	
January	10,654	
February	12,042	
March	13,416	
April	13,596	
May	13,655	
June	13,655	

QUALITY

	Quantity	Base Number	Contract	AT	Region	England
% of FP17s for the same patient ID Re-attending within 3 months - Children	98	866	11.3%	9.9%	11.4%	11.6%
% of FP17s for the same patient ID Re-attending within 3 months - Adults	411	2,765	14.9%	13.8%	15.0%	15.5%
% of FP17s for the same patient ID Re-attending between 3 & 9 months - Children	360	866	41.6%	61.9%	59.9%	58.8%
% of FP17s for the same patient ID Re-attending between 3 & 9 months - Adults	1,323	2,765	47.8%	55.1%	52.0%	51.1%
% of FP17s for Band 1 Urgent Courses	248	3,522	7.0%	6.9%	8.0%	9.0%
% of FP17s Relating to Free Repair or Replacements	28	3,522	0.8%	0.8%	0.8%	0.8%
% of FP17s Relating to Continuations	80	3,522	2.3%	1.1%	0.9%	0.9%
% of Patients satisfied with the dentistry they have received	5	5	N/A	93.0%	93.5%	93.3%
% of Patients satisfied with the time they had to wait for an appointment	5	5	N/A	88.5%	89.1%	88.9%

* This is based on patients treated on this contract for their most recent course of treatment. Figures in italics indicate the base number of FP17s or Patient Questionnaire responses are less than 100. N/A is shown where the base number of responses is less than 10 during the period. % is calculated as Quantity/Base number*100

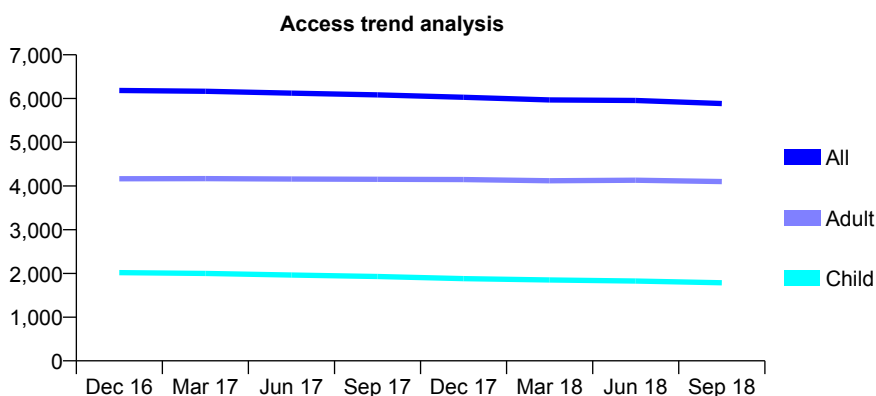
Q55 - Vital Signs At a Glance Contract Report for 825050/0001 - September 2018

Name or company name	MR LS MASTERSON
Contract type name	GDS Contract
Purpose of contract	General
Contract start date	01/04/2006
Contract end date	

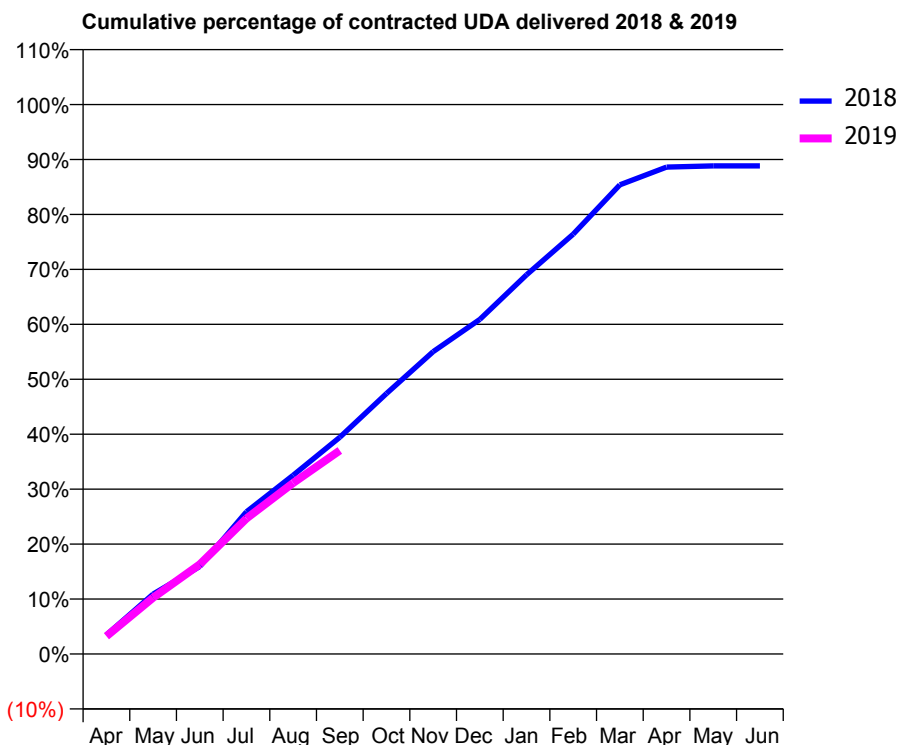
18/19 Contracted general activity (UDA)	18,209
Carry forward general activity (UDA)	0
18/19 Contracted orthodontic activity (UOA)	0
Carry forward orthodontic activity (UOA)	0
Baseline contract value	£435,858.17

ACCESS*

Patients seen in 24 months	Total	Change since previous quarter
Quarter ending September 2017	6,082	
Quarter ending December 2017	6,028	→
Quarter ending March 2018	5,969	→
Quarter ending June 2018	5,956	→
Quarter ending September 2018	5,885	↓
Variance since September 2017	(3.2%)	↓



ACTIVITY



Month	Adjusted Scheduled Activity (UDA)	
	2018	2019
April	635	589
May	1,984	1,867
June	2,902	2,971
July	4,711	4,492
August	5,922	5,669
September	7,183	6,744
October	8,632	
November	10,019	
December	11,091	
January	12,565	
February	13,912	
March	15,547	
April	16,135	
May	16,177	
June	16,177	

QUALITY

	Quantity	Base Number	Contract	AT	Region	England
% of FP17s for the same patient ID Re-attending within 3 months - Children	133	1,451	9.2%	9.9%	11.4%	11.6%
% of FP17s for the same patient ID Re-attending within 3 months - Adults	564	3,372	16.7%	13.8%	15.0%	15.5%
% of FP17s for the same patient ID Re-attending between 3 & 9 months - Children	1,007	1,451	69.4%	61.9%	59.9%	58.8%
% of FP17s for the same patient ID Re-attending between 3 & 9 months - Adults	2,322	3,372	68.9%	55.1%	52.0%	51.1%
% of FP17s for Band 1 Urgent Courses	451	4,378	10.3%	6.9%	8.0%	9.0%
% of FP17s Relating to Free Repair or Replacements	32	4,378	0.7%	0.8%	0.8%	0.8%
% of FP17s Relating to Continuations	66	4,378	1.5%	1.1%	0.9%	0.9%
% of Patients satisfied with the dentistry they have received	5	7	N/A	93.0%	93.5%	93.3%
% of Patients satisfied with the time they had to wait for an appointment	4	7	N/A	88.5%	89.1%	88.9%

* This is based on patients treated on this contract for their most recent course of treatment. Figures in italics indicate the base number of FP17s or Patient Questionnaire responses are less than 100. N/A is shown where the base number of responses is less than 10 during the period. % is calculated as Quantity/Base number*100

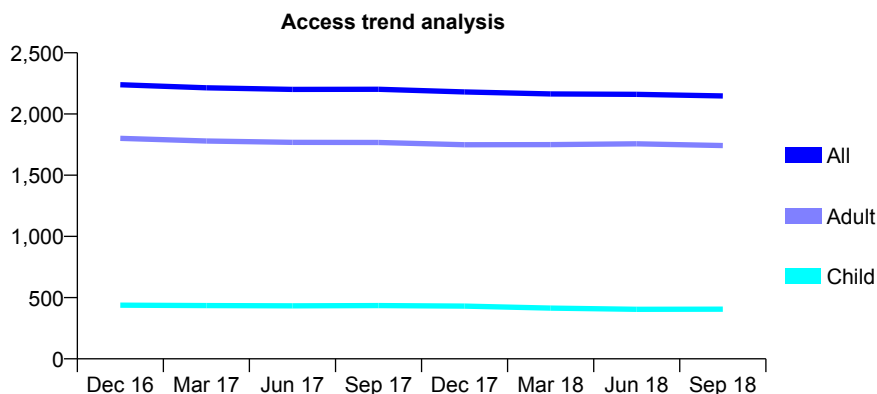
Q55 - Vital Signs At a Glance Contract Report for 829048/0002 - September 2018

Name or company name	MR BS CHATHA
Contract type name	GDS Contract
Purpose of contract	General
Contract start date	01/10/2007
Contract end date	

18/19 Contracted general activity (UDA)	9,028
Carry forward general activity (UDA)	0
18/19 Contracted orthodontic activity (UOA)	0
Carry forward orthodontic activity (UOA)	0
Baseline contract value	£252,914.91

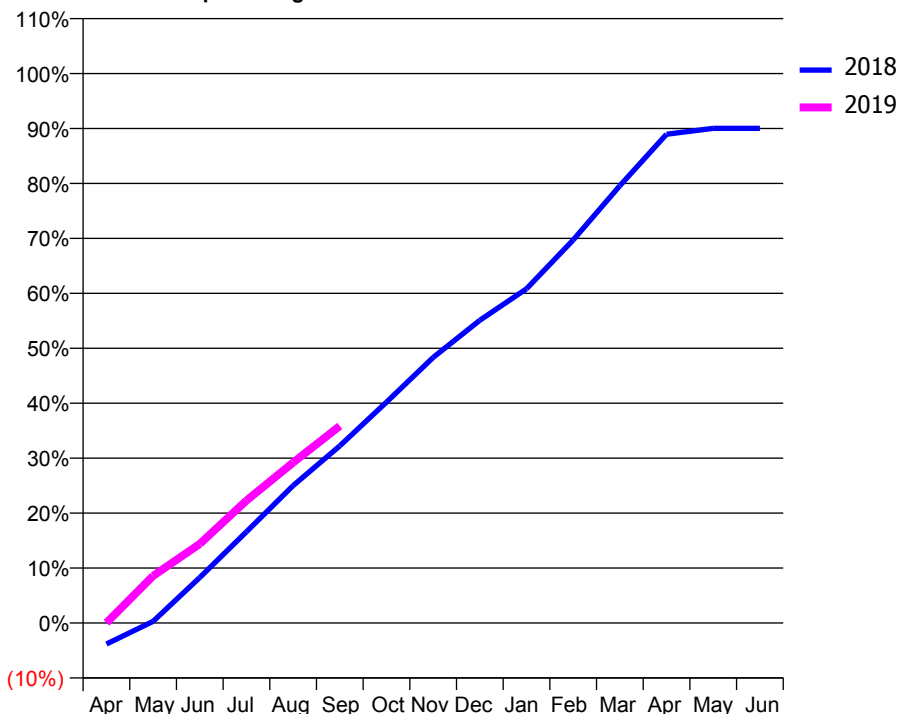
ACCESS*

Patients seen in 24 months	Total	Change since previous quarter
Quarter ending September 2017	2,202	
Quarter ending December 2017	2,180	→
Quarter ending March 2018	2,164	→
Quarter ending June 2018	2,161	→
Quarter ending September 2018	2,148	→
Variance since September 2017	(2.5%)	↓



ACTIVITY

Cumulative percentage of contracted UDA delivered 2018 & 2019



Month	Adjusted Scheduled Activity (UDA)	
	2018	2019
April	-348	4
May	26	774
June	749	1,301
July	1,500	2,012
August	2,258	2,636
September	2,910	3,237
October	3,630	
November	4,362	
December	4,974	
January	5,490	
February	6,293	
March	7,184	
April	8,031	
May	8,126	
June	8,126	

QUALITY

	Quantity	Base Number	Contract	AT	Region	England
% of FP17s for the same patient ID Re-attending within 3 months - Children	16	332	4.8%	9.9%	11.4%	11.6%
% of FP17s for the same patient ID Re-attending within 3 months - Adults	198	1,431	13.8%	13.8%	15.0%	15.5%
% of FP17s for the same patient ID Re-attending between 3 & 9 months - Children	226	332	68.1%	61.9%	59.9%	58.8%
% of FP17s for the same patient ID Re-attending between 3 & 9 months - Adults	843	1,431	58.9%	55.1%	52.0%	51.1%
% of FP17s for Band 1 Urgent Courses	25	1,446	1.7%	6.9%	8.0%	9.0%
% of FP17s Relating to Free Repair or Replacements	13	1,446	0.9%	0.8%	0.8%	0.8%
% of FP17s Relating to Continuations	56	1,446	3.9%	1.1%	0.9%	0.9%
% of Patients satisfied with the dentistry they have received	1	1	N/A	93.0%	93.5%	93.3%
% of Patients satisfied with the time they had to wait for an appointment	1	1	N/A	88.5%	89.1%	88.9%

* This is based on patients treated on this contract for their most recent course of treatment. Figures in italics indicate the base number of FP17s or Patient Questionnaire responses are less than 100. N/A is shown where the base number of responses is less than 10 during the period. % is calculated as Quantity/Base number*100

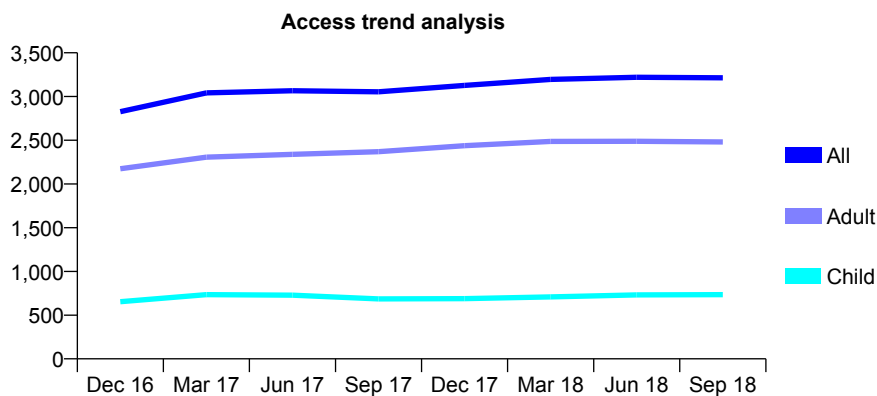
Q55 - Vital Signs At a Glance Contract Report for 833517/0001 - September 2018

Name or company name	MISS NS FRY
Contract type name	GDS Contract
Purpose of contract	General
Contract start date	01/04/2006
Contract end date	

18/19 Contracted general activity (UDA)	8,960
Carry forward general activity (UDA)	0
18/19 Contracted orthodontic activity (UOA)	0
Carry forward orthodontic activity (UOA)	0
Baseline contract value	£205,522.11

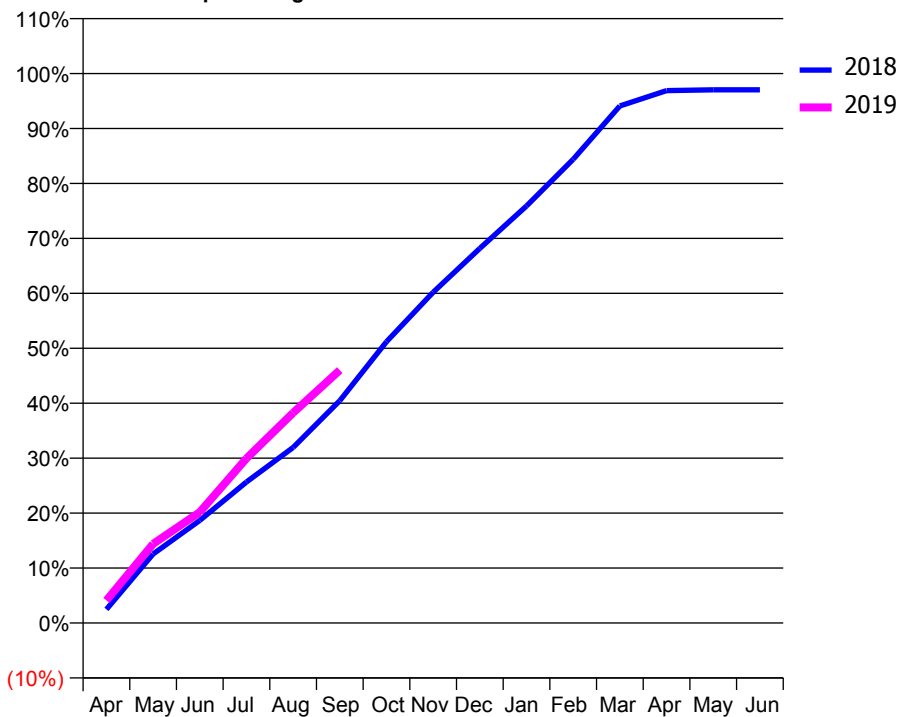
ACCESS*

Patients seen in 24 months	Total	Change since previous quarter
Quarter ending September 2017	3,054	
Quarter ending December 2017	3,127	↑
Quarter ending March 2018	3,195	↑
Quarter ending June 2018	3,220	→
Quarter ending September 2018	3,214	→
Variance since September 2017	5.2%	↑



ACTIVITY

Cumulative percentage of contracted UDA delivered 2018 & 2019



Month	Adjusted Scheduled Activity (UDA)	
	2018	2019
April	223	368
May	1,126	1,290
June	1,672	1,808
July	2,300	2,684
August	2,863	3,429
September	3,625	4,123
October	4,587	
November	5,394	
December	6,110	
January	6,800	
February	7,561	
March	8,432	
April	8,681	
May	8,695	
June	8,695	

QUALITY

	Quantity	Base Number	Contract	AT	Region	England
% of FP17s for the same patient ID Re-attending within 3 months - Children	44	645	6.8%	9.9%	11.4%	11.6%
% of FP17s for the same patient ID Re-attending within 3 months - Adults	349	2,260	15.4%	13.8%	15.0%	15.5%
% of FP17s for the same patient ID Re-attending between 3 & 9 months - Children	468	645	72.6%	61.9%	59.9%	58.8%
% of FP17s for the same patient ID Re-attending between 3 & 9 months - Adults	1,539	2,260	68.1%	55.1%	52.0%	51.1%
% of FP17s for Band 1 Urgent Courses	299	2,709	11.0%	6.9%	8.0%	9.0%
% of FP17s Relating to Free Repair or Replacements	40	2,709	1.5%	0.8%	0.8%	0.8%
% of FP17s Relating to Continuations	19	2,709	0.7%	1.1%	0.9%	0.9%
% of Patients satisfied with the dentistry they have received	2	2	N/A	93.0%	93.5%	93.3%
% of Patients satisfied with the time they had to wait for an appointment	2	2	N/A	88.5%	89.1%	88.9%

* This is based on patients treated on this contract for their most recent course of treatment. Figures in italics indicate the base number of FP17s or Patient Questionnaire responses are less than 100. N/A is shown where the base number of responses is less than 10 during the period. % is calculated as Quantity/Base number*100

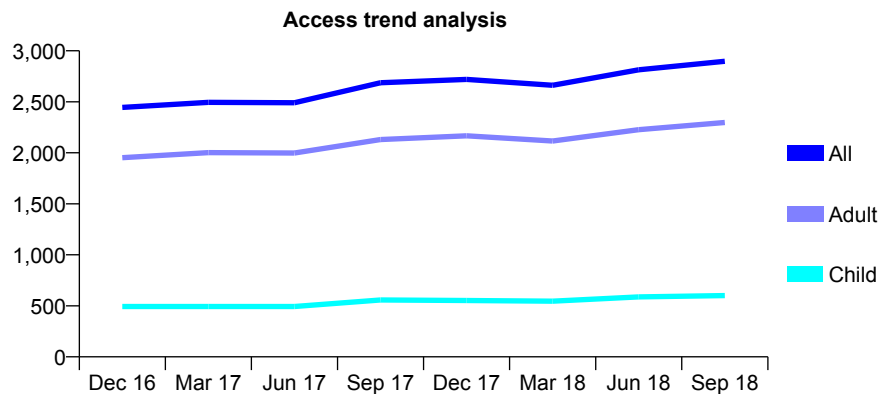
Q55 - Vital Signs At a Glance Contract Report for 836117/0001 - September 2018

Name or company name	MR RS RUPRA
Contract type name	GDS Contract
Purpose of contract	General
Contract start date	01/10/2007
Contract end date	

18/19 Contracted general activity (UDA)	9,028
Carry forward general activity (UDA)	0
18/19 Contracted orthodontic activity (UOA)	0
Carry forward orthodontic activity (UOA)	0
Baseline contract value	£252,914.91

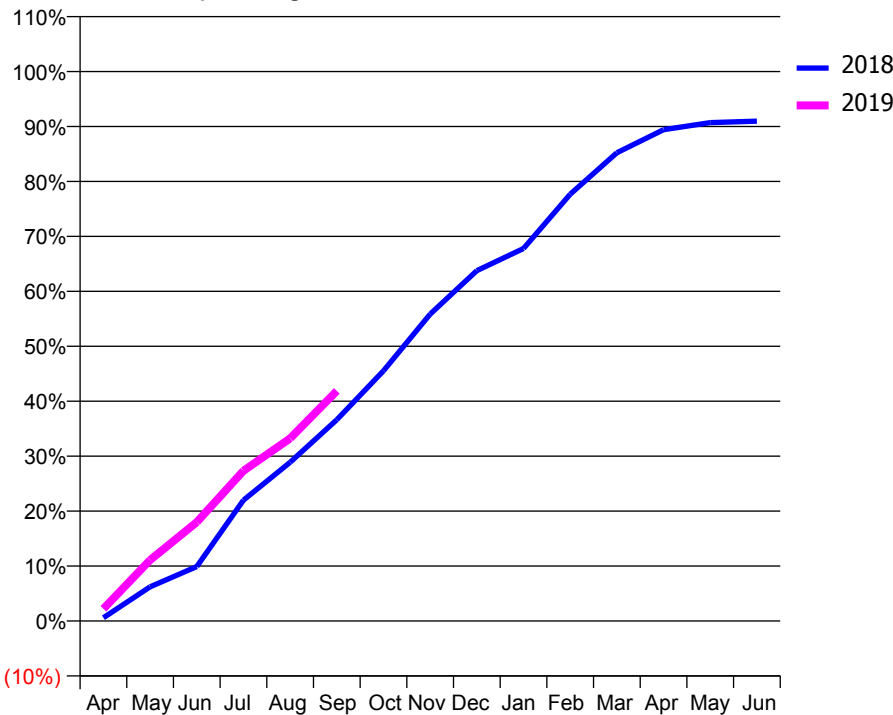
ACCESS*

Patients seen in 24 months	Total	Change since previous quarter
Quarter ending September 2017	2,687	
Quarter ending December 2017	2,719	→
Quarter ending March 2018	2,662	↓
Quarter ending June 2018	2,814	↑
Quarter ending September 2018	2,897	↑
Variance since September 2017	7.8%	↑



ACTIVITY

Cumulative percentage of contracted UDA delivered 2018 & 2019



Month	Adjusted Scheduled Activity (UDA)	
	2018	2019
April	55	200
May	562	1,002
June	894	1,625
July	1,986	2,468
August	2,608	3,000
September	3,307	3,779
October	4,112	
November	5,043	
December	5,756	
January	6,120	
February	7,013	
March	7,693	
April	8,072	
May	8,188	
June	8,212	

QUALITY

	Quantity	Base Number	Contract	AT	Region	England
% of FP17s for the same patient ID Re-attending within 3 months - Children	37	574	6.4%	9.9%	11.4%	11.6%
% of FP17s for the same patient ID Re-attending within 3 months - Adults	252	2,054	12.3%	13.8%	15.0%	15.5%
% of FP17s for the same patient ID Re-attending between 3 & 9 months - Children	308	574	53.7%	61.9%	59.9%	58.8%
% of FP17s for the same patient ID Re-attending between 3 & 9 months - Adults	1,156	2,054	56.3%	55.1%	52.0%	51.1%
% of FP17s for Band 1 Urgent Courses	62	2,156	2.9%	6.9%	8.0%	9.0%
% of FP17s Relating to Free Repair or Replacements	4	2,156	0.2%	0.8%	0.8%	0.8%
% of FP17s Relating to Continuations	63	2,156	2.9%	1.1%	0.9%	0.9%
% of Patients satisfied with the dentistry they have received	3	4	N/A	93.0%	93.5%	93.3%
% of Patients satisfied with the time they had to wait for an appointment	3	4	N/A	88.5%	89.1%	88.9%

* This is based on patients treated on this contract for their most recent course of treatment. Figures in italics indicate the base number of FP17s or Patient Questionnaire responses are less than 100. N/A is shown where the base number of responses is less than 10 during the period. % is calculated as Quantity/Base number*100

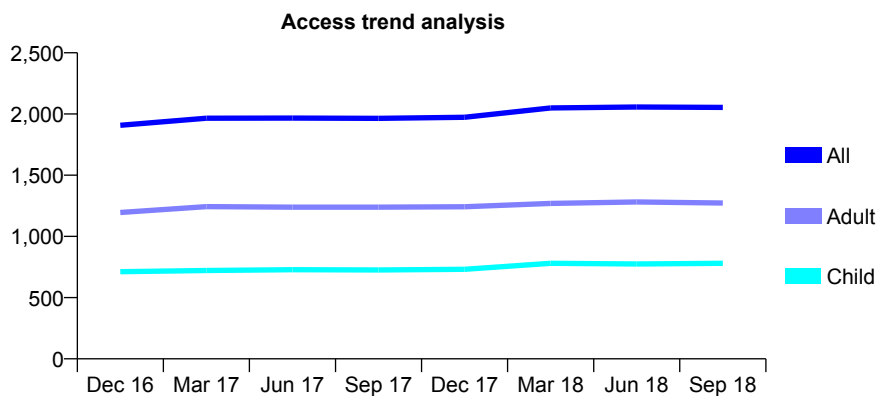
Q55 - Vital Signs At a Glance Contract Report for 836362/0001 - September 2018

Name or company name	MR MM OSMAN
Contract type name	GDS Contract
Purpose of contract	General
Contract start date	01/04/2006
Contract end date	

18/19 Contracted general activity (UDA)	5,819
Carry forward general activity (UDA)	0
18/19 Contracted orthodontic activity (UOA)	0
Carry forward orthodontic activity (UOA)	0
Baseline contract value	£130,853.15

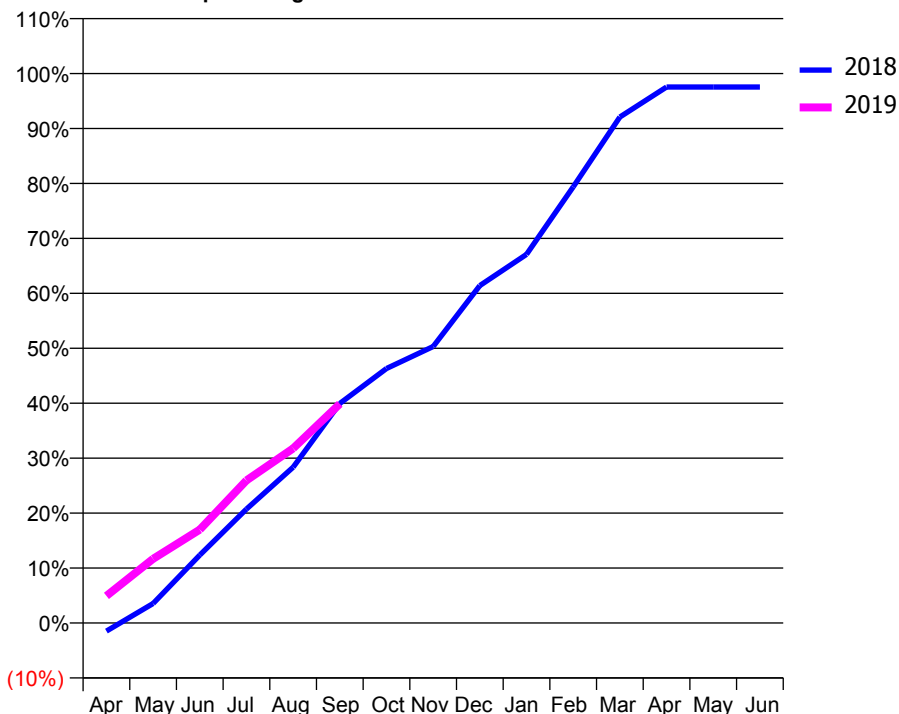
ACCESS*

Patients seen in 24 months	Total	Change since previous quarter
Quarter ending September 2017	1,965	
Quarter ending December 2017	1,973	→
Quarter ending March 2018	2,050	↑
Quarter ending June 2018	2,057	→
Quarter ending September 2018	2,054	→
Variance since September 2017	4.5%	↑



ACTIVITY

Cumulative percentage of contracted UDA delivered 2018 & 2019



Month	Adjusted Scheduled Activity (UDA)	
	2018	2019
April	-87	287
May	207	680
June	720	989
July	1,207	1,510
August	1,650	1,849
September	2,325	2,321
October	2,695	
November	2,928	
December	3,573	
January	3,904	
February	4,618	
March	5,359	
April	5,675	
May	5,676	
June	5,676	

QUALITY

	Quantity	Base Number	Contract	AT	Region	England
% of FP17s for the same patient ID Re-attending within 3 months - Children	36	642	5.6%	9.9%	11.4%	11.6%
% of FP17s for the same patient ID Re-attending within 3 months - Adults	88	886	9.9%	13.8%	15.0%	15.5%
% of FP17s for the same patient ID Re-attending between 3 & 9 months - Children	491	642	76.5%	61.9%	59.9%	58.8%
% of FP17s for the same patient ID Re-attending between 3 & 9 months - Adults	582	886	65.7%	55.1%	52.0%	51.1%
% of FP17s for Band 1 Urgent Courses	68	1,398	4.9%	6.9%	8.0%	9.0%
% of FP17s Relating to Free Repair or Replacements	2	1,398	0.1%	0.8%	0.8%	0.8%
% of FP17s Relating to Continuations	5	1,398	0.4%	1.1%	0.9%	0.9%
% of Patients satisfied with the dentistry they have received	0	0	N/A	93.0%	93.5%	93.3%
% of Patients satisfied with the time they had to wait for an appointment	0	0	N/A	88.5%	89.1%	88.9%

* This is based on patients treated on this contract for their most recent course of treatment. Figures in italics indicate the base number of FP17s or Patient Questionnaire responses are less than 100. N/A is shown where the base number of responses is less than 10 during the period. % is calculated as Quantity/Base number*100

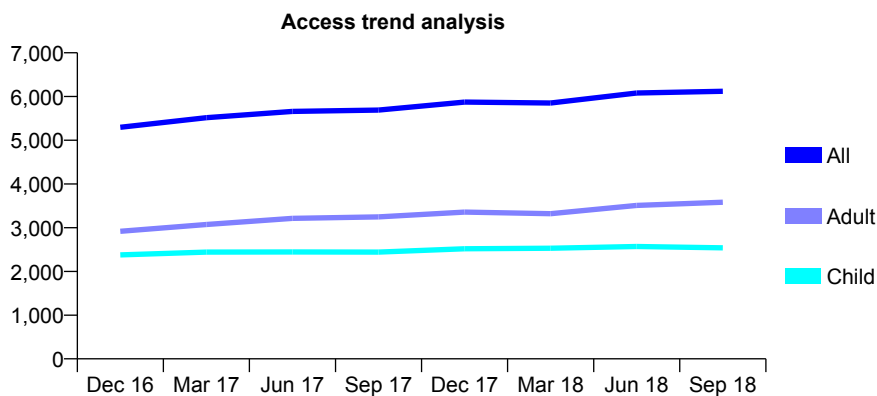
Q55 - Vital Signs At a Glance Contract Report for 860298/0001 - September 2018

Name or company name	MR KS BOLA
Contract type name	GDS Contract
Purpose of contract	General
Contract start date	30/01/2011
Contract end date	

18/19 Contracted general activity (UDA)	19,926
Carry forward general activity (UDA)	0
18/19 Contracted orthodontic activity (UOA)	0
Carry forward orthodontic activity (UOA)	0
Baseline contract value	£532,060.49

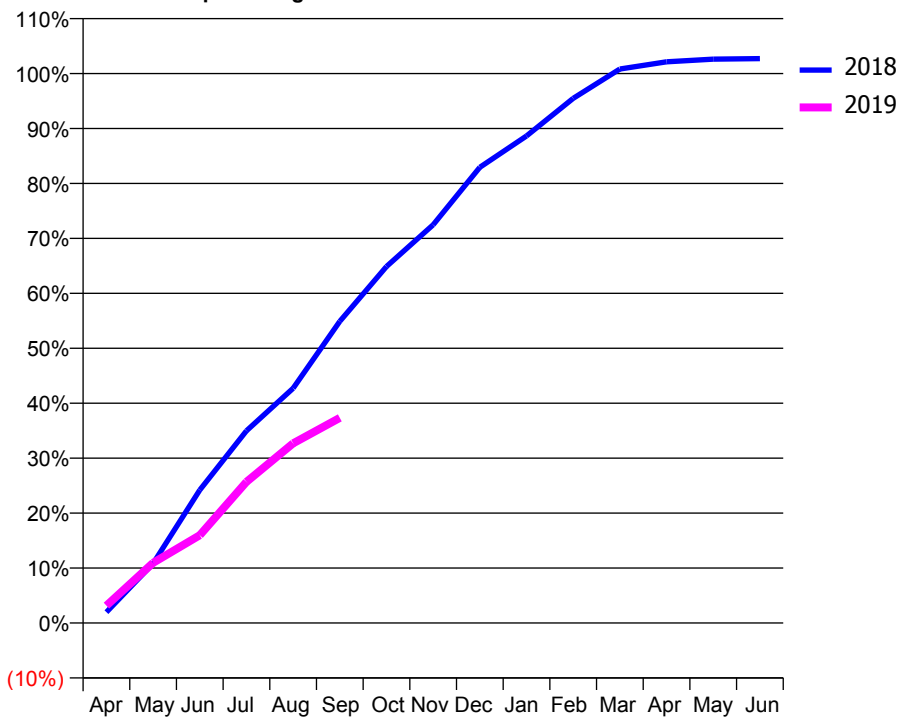
ACCESS*

Patients seen in 24 months	Total	Change since previous quarter
Quarter ending September 2017	5,689	
Quarter ending December 2017	5,873	↑
Quarter ending March 2018	5,852	→
Quarter ending June 2018	6,079	↑
Quarter ending September 2018	6,121	→
Variance since September 2017	7.6%	↑



ACTIVITY

Cumulative percentage of contracted UDA delivered 2018 & 2019



Month	Adjusted Scheduled Activity (UDA)	
	2018	2019
April	256	629
May	1,402	2,185
June	3,129	3,186
July	4,521	5,118
August	5,522	6,514
September	7,096	7,440
October	8,388	
November	9,366	
December	10,721	
January	11,457	
February	12,340	
March	13,032	
April	13,202	
May	13,264	
June	13,276	

QUALITY

	Quantity	Base Number	Contract	AT	Region	England
% of FP17s for the same patient ID Re-attending within 3 months - Children	118	1,884	6.3%	9.9%	11.4%	11.6%
% of FP17s for the same patient ID Re-attending within 3 months - Adults	219	2,436	9.0%	13.8%	15.0%	15.5%
% of FP17s for the same patient ID Re-attending between 3 & 9 months - Children	1,263	1,884	67.0%	61.9%	59.9%	58.8%
% of FP17s for the same patient ID Re-attending between 3 & 9 months - Adults	891	2,436	36.6%	55.1%	52.0%	51.1%
% of FP17s for Band 1 Urgent Courses	304	4,162	7.3%	6.9%	8.0%	9.0%
% of FP17s Relating to Free Repair or Replacements	11	4,162	0.3%	0.8%	0.8%	0.8%
% of FP17s Relating to Continuations	21	4,162	0.5%	1.1%	0.9%	0.9%
% of Patients satisfied with the dentistry they have received	15	15	100.0%	93.0%	93.5%	93.3%
% of Patients satisfied with the time they had to wait for an appointment	12	15	80.0%	88.5%	89.1%	88.9%

* This is based on patients treated on this contract for their most recent course of treatment. Figures in italics indicate the base number of FP17s or Patient Questionnaire responses are less than 100. N/A is shown where the base number of responses is less than 10 during the period. % is calculated as Quantity/Base number*100

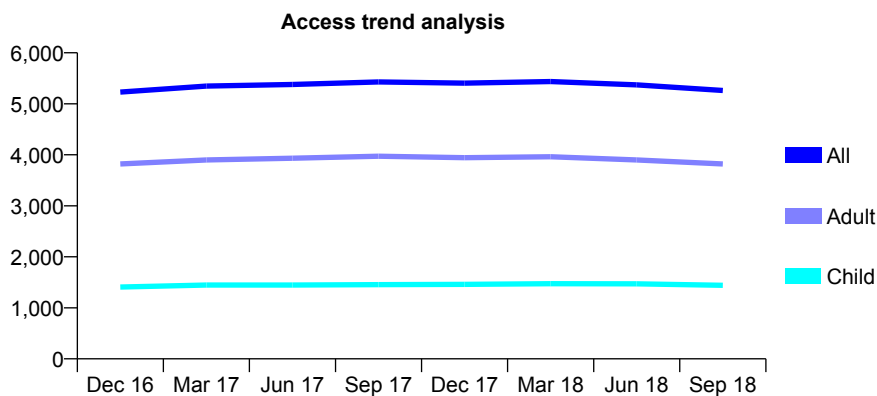
Q55 - Vital Signs At a Glance Contract Report for 860549/0001 - September 2018

Name or company name	MR CJ NAVARRO
Contract type name	GDS Contract
Purpose of contract	General
Contract start date	01/04/2006
Contract end date	

18/19 Contracted general activity (UDA)	15,500
Carry forward general activity (UDA)	0
18/19 Contracted orthodontic activity (UOA)	0
Carry forward orthodontic activity (UOA)	0
Baseline contract value	£414,859.15

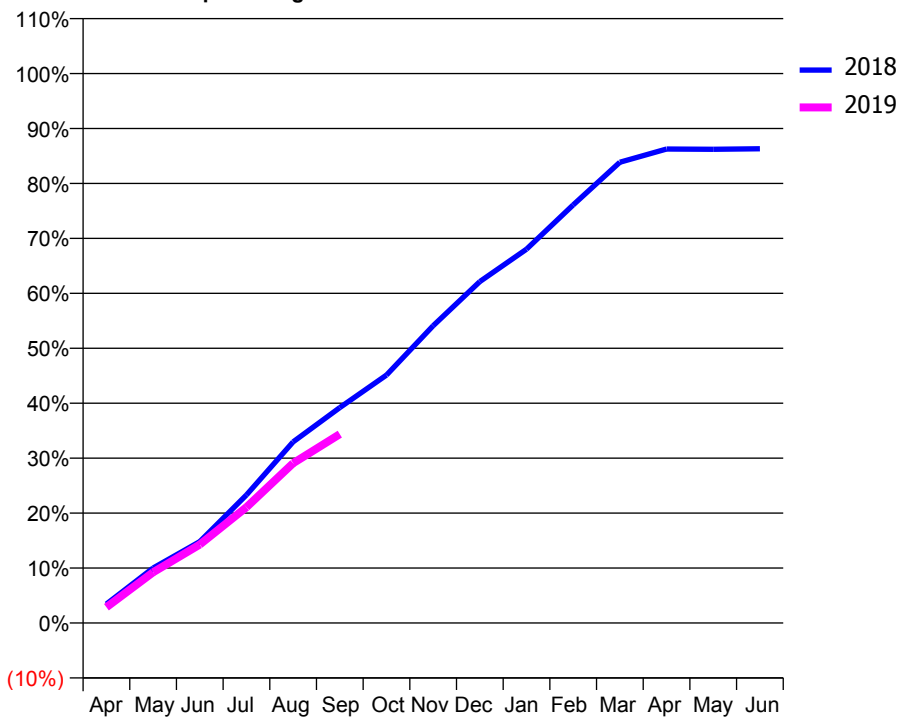
ACCESS*

Patients seen in 24 months	Total	Change since previous quarter
Quarter ending September 2017	5,429	
Quarter ending December 2017	5,404	→
Quarter ending March 2018	5,436	→
Quarter ending June 2018	5,370	↓
Quarter ending September 2018	5,261	↓
Variance since September 2017	(3.1%)	↓



ACTIVITY

Cumulative percentage of contracted UDA delivered 2018 & 2019



Adjusted Scheduled Activity (UDA)

Month	2018	2019
April	536	447
May	1,553	1,432
June	2,297	2,213
July	3,615	3,268
August	5,109	4,506
September	6,078	5,327
October	6,993	
November	8,386	
December	9,632	
January	10,544	
February	11,793	
March	12,997	
April	13,371	
May	13,361	
June	13,376	

QUALITY

	Quantity	Base Number	Contract	AT	Region	England
% of FP17s for the same patient ID Re-attending within 3 months - Children	44	1,029	4.3%	9.9%	11.4%	11.6%
% of FP17s for the same patient ID Re-attending within 3 months - Adults	242	2,516	9.6%	13.8%	15.0%	15.5%
% of FP17s for the same patient ID Re-attending between 3 & 9 months - Children	693	1,029	67.3%	61.9%	59.9%	58.8%
% of FP17s for the same patient ID Re-attending between 3 & 9 months - Adults	1,636	2,516	65.0%	55.1%	52.0%	51.1%
% of FP17s for Band 1 Urgent Courses	126	2,865	4.4%	6.9%	8.0%	9.0%
% of FP17s Relating to Free Repair or Replacements	19	2,865	0.7%	0.8%	0.8%	0.8%
% of FP17s Relating to Continuations	18	2,865	0.6%	1.1%	0.9%	0.9%
% of Patients satisfied with the dentistry they have received	1	1	N/A	93.0%	93.5%	93.3%
% of Patients satisfied with the time they had to wait for an appointment	1	1	N/A	88.5%	89.1%	88.9%

* This is based on patients treated on this contract for their most recent course of treatment. Figures in italics indicate the base number of FP17s or Patient Questionnaire responses are less than 100. N/A is shown where the base number of responses is less than 10 during the period. % is calculated as Quantity/Base number*100

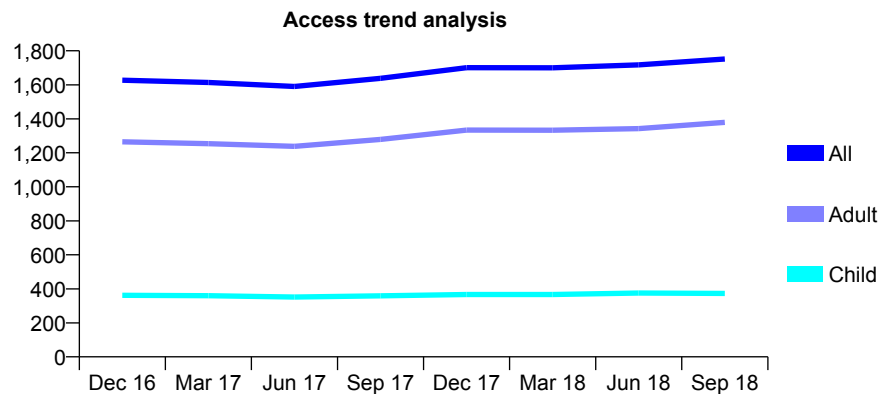
Q55 - Vital Signs At a Glance Contract Report for 861901/0001 - September 2018

Name or company name	MRS A EIMANI
Contract type name	GDS Contract
Purpose of contract	General
Contract start date	01/09/2009
Contract end date	

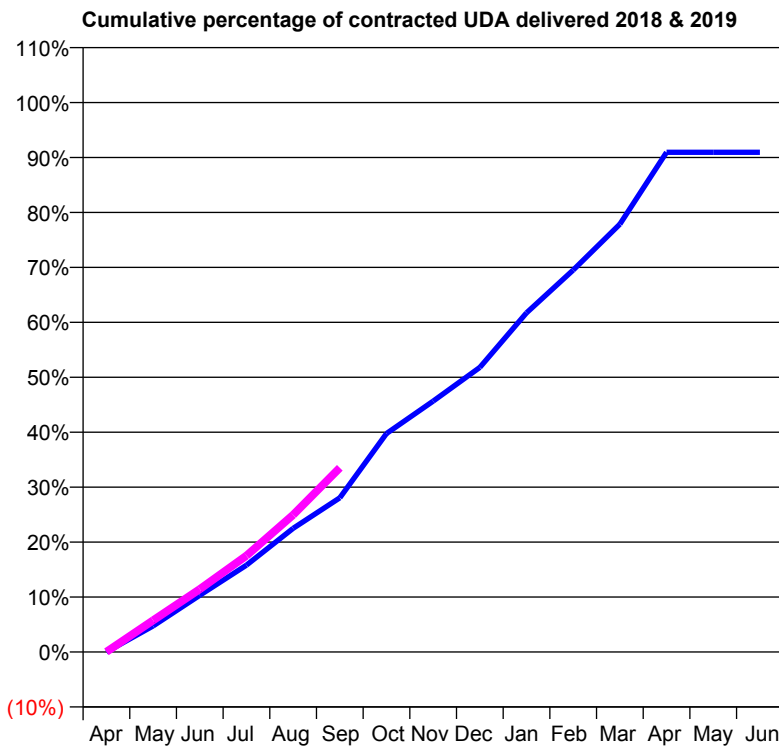
18/19 Contracted general activity (UDA)	9,000
Carry forward general activity (UDA)	0
18/19 Contracted orthodontic activity (UOA)	0
Carry forward orthodontic activity (UOA)	0
Baseline contract value	£215,500.14

ACCESS*

Patients seen in 24 months	Total	Change since previous quarter
Quarter ending September 2017	1,638	
Quarter ending December 2017	1,701	↑
Quarter ending March 2018	1,700	→
Quarter ending June 2018	1,717	→
Quarter ending September 2018	1,752	↑
Variance since September 2017	7.0%	↑



ACTIVITY



Month	Adjusted Scheduled Activity (UDA)	
	2018	2019
April	0	4
May	427	518
June	929	1,029
July	1,422	1,577
August	2,025	2,246
September	2,525	3,017
October	3,578	
November	4,109	
December	4,661	
January	5,556	
February	6,256	
March	7,008	
April	8,184	
May	8,184	
June	8,184	

QUALITY

	Quantity	Base Number	Contract	AT	Region	England
% of FP17s for the same patient ID Re-attending within 3 months - Children	29	276	10.5%	9.9%	11.4%	11.6%
% of FP17s for the same patient ID Re-attending within 3 months - Adults	205	1,039	19.7%	13.8%	15.0%	15.5%
% of FP17s for the same patient ID Re-attending between 3 & 9 months - Children	159	276	57.6%	61.9%	59.9%	58.8%
% of FP17s for the same patient ID Re-attending between 3 & 9 months - Adults	491	1,039	47.3%	55.1%	52.0%	51.1%
% of FP17s for Band 1 Urgent Courses	140	1,027	13.6%	6.9%	8.0%	9.0%
% of FP17s Relating to Free Repair or Replacements	2	1,027	0.2%	0.8%	0.8%	0.8%
% of FP17s Relating to Continuations	10	1,027	1.0%	1.1%	0.9%	0.9%
% of Patients satisfied with the dentistry they have received	0	0	N/A	93.0%	93.5%	93.3%
% of Patients satisfied with the time they had to wait for an appointment	0	0	N/A	88.5%	89.1%	88.9%

* This is based on patients treated on this contract for their most recent course of treatment. Figures in italics indicate the base number of FP17s or Patient Questionnaire responses are less than 100. N/A is shown where the base number of responses is less than 10 during the period. % is calculated as Quantity/Base number*100

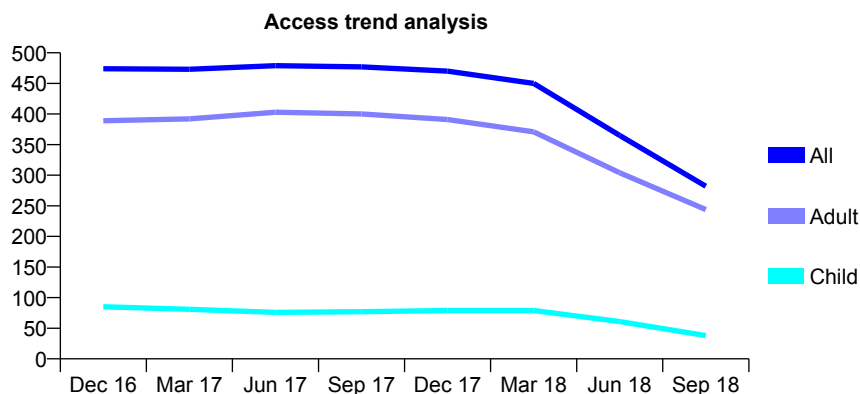
Q55 - Vital Signs At a Glance Contract Report for 898457/0001 - September 2018

Name or company name	MR ND MCLEAN
Contract type name	GDS Contract
Purpose of contract	General
Contract start date	01/04/2006
Contract end date	17/04/2018

18/19 Contracted general activity (UDA)	65
Carry forward general activity (UDA)	0
18/19 Contracted orthodontic activity (UOA)	0
Carry forward orthodontic activity (UOA)	0
Baseline contract value	£1,416.68

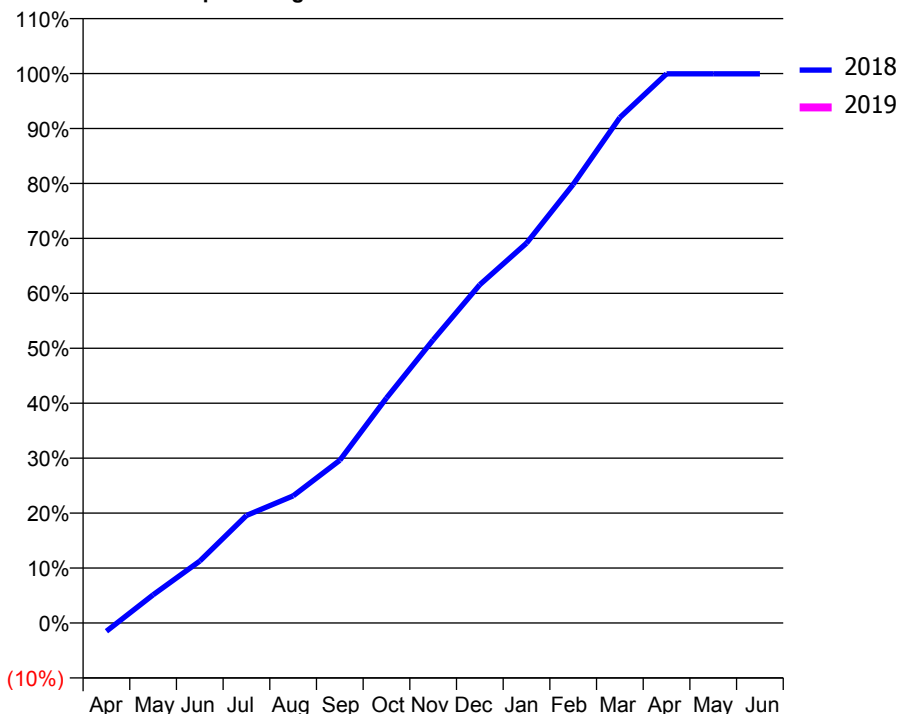
ACCESS*

Patients seen in 24 months	Total	Change since previous quarter
Quarter ending September 2017	477	
Quarter ending December 2017	470	↓
Quarter ending March 2018	450	↓
Quarter ending June 2018	365	↓
Quarter ending September 2018	282	↓
Variance since September 2017	(40.9%)	↓



ACTIVITY

Cumulative percentage of contracted UDA delivered 2018 & 2019



Adjusted Scheduled Activity (UDA)

Month	2018	2019
April	-21	84
May	71	84
June	155	84
July	269	84
August	318	84
September	407	84
October	563	
November	708	
December	846	
January	950	
February	1,097	
March	1,264	
April	1,373	
May	1,373	
June	1,373	

QUALITY

	Quantity	Base Number	Contract	AT	Region	England
% of FP17s for the same patient ID Re-attending within 3 months - Children	2	20	10.0%	9.9%	11.4%	11.6%
% of FP17s for the same patient ID Re-attending within 3 months - Adults	13	96	13.5%	13.8%	15.0%	15.5%
% of FP17s for the same patient ID Re-attending between 3 & 9 months - Children	16	20	80.0%	61.9%	59.9%	58.8%
% of FP17s for the same patient ID Re-attending between 3 & 9 months - Adults	72	96	75.0%	55.1%	52.0%	51.1%
% of FP17s for Band 1 Urgent Courses	2	44	4.5%	6.9%	8.0%	9.0%
% of FP17s Relating to Free Repair or Replacements	1	44	2.3%	0.8%	0.8%	0.8%
% of FP17s Relating to Continuations	0	44	0.0%	1.1%	0.9%	0.9%
% of Patients satisfied with the dentistry they have received	0	0	N/A	93.0%	93.5%	93.3%
% of Patients satisfied with the time they had to wait for an appointment	0	0	N/A	88.5%	89.1%	88.9%

* This is based on patients treated on this contract for their most recent course of treatment. Figures in italics indicate the base number of FP17s or Patient Questionnaire responses are less than 100. N/A is shown where the base number of responses is less than 10 during the period. % is calculated as Quantity/Base number*100

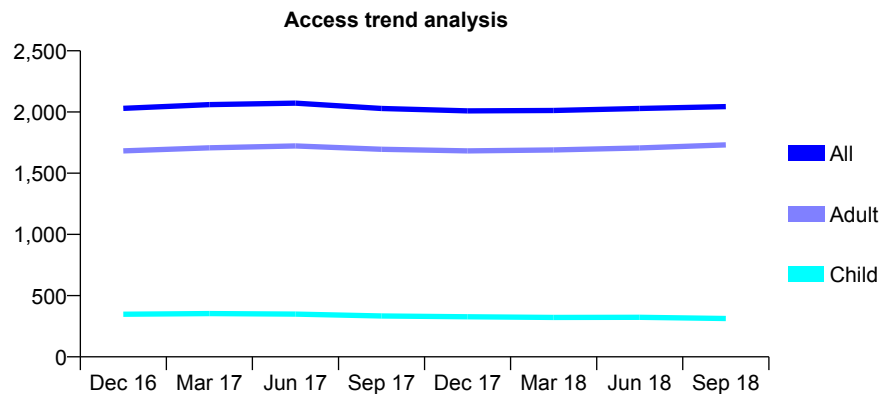
Q55 - Vital Signs At a Glance Contract Report for 907200/0001 - September 2018

Name or company name	MRS CY BIRCH
Contract type name	GDS Contract
Purpose of contract	General
Contract start date	01/04/2006
Contract end date	

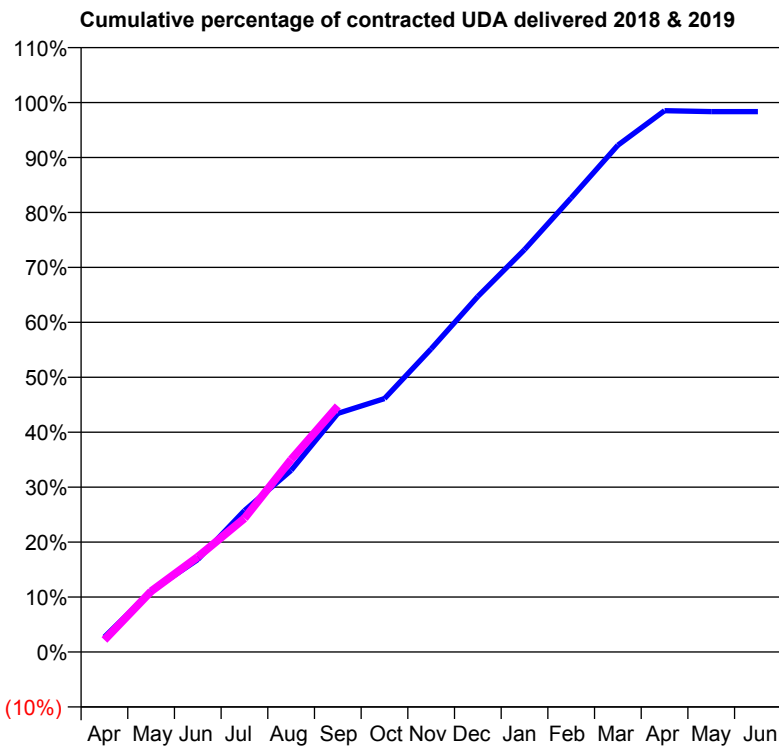
18/19 Contracted general activity (UDA)	4,973
Carry forward general activity (UDA)	0
18/19 Contracted orthodontic activity (UOA)	0
Carry forward orthodontic activity (UOA)	0
Baseline contract value	£122,640.06

ACCESS*

Patients seen in 24 months	Total	Change since previous quarter
Quarter ending September 2017	2,029	
Quarter ending December 2017	2,009	→
Quarter ending March 2018	2,012	→
Quarter ending June 2018	2,029	→
Quarter ending September 2018	2,044	→
Variance since September 2017	0.7%	→



ACTIVITY



Month	Adjusted Scheduled Activity (UDA)	
	2018	2019
April	136	110
May	551	550
June	837	861
July	1,279	1,210
August	1,644	1,742
September	2,159	2,226
October	2,294	
November	2,743	
December	3,218	
January	3,642	
February	4,110	
March	4,586	
April	4,899	
May	4,890	
June	4,890	

QUALITY

	Quantity	Base Number	Contract	AT	Region	England
% of FP17s for the same patient ID Re-attending within 3 months - Children	8	235	3.4%	9.9%	11.4%	11.6%
% of FP17s for the same patient ID Re-attending within 3 months - Adults	150	1,242	12.1%	13.8%	15.0%	15.5%
% of FP17s for the same patient ID Re-attending between 3 & 9 months - Children	154	235	65.5%	61.9%	59.9%	58.8%
% of FP17s for the same patient ID Re-attending between 3 & 9 months - Adults	644	1,242	51.9%	55.1%	52.0%	51.1%
% of FP17s for Band 1 Urgent Courses	82	1,299	6.3%	6.9%	8.0%	9.0%
% of FP17s Relating to Free Repair or Replacements	17	1,299	1.3%	0.8%	0.8%	0.8%
% of FP17s Relating to Continuations	15	1,299	1.2%	1.1%	0.9%	0.9%
% of Patients satisfied with the dentistry they have received	1	1	N/A	93.0%	93.5%	93.3%
% of Patients satisfied with the time they had to wait for an appointment	1	1	N/A	88.5%	89.1%	88.9%

* This is based on patients treated on this contract for their most recent course of treatment. Figures in italics indicate the base number of FP17s or Patient Questionnaire responses are less than 100. N/A is shown where the base number of responses is less than 10 during the period. % is calculated as Quantity/Base number*100

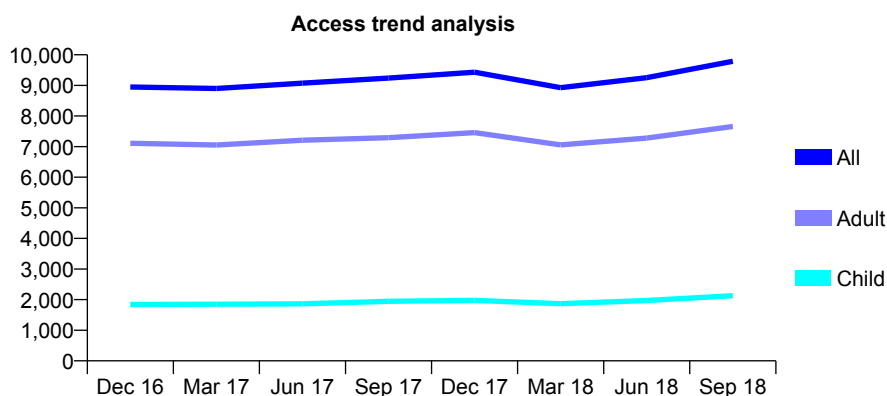
Q55 - Vital Signs At a Glance Contract Report for 911216/0001 - September 2018

Name or company name	MR K MANTLE
Contract type name	GDS Contract
Purpose of contract	General
Contract start date	01/04/2006
Contract end date	

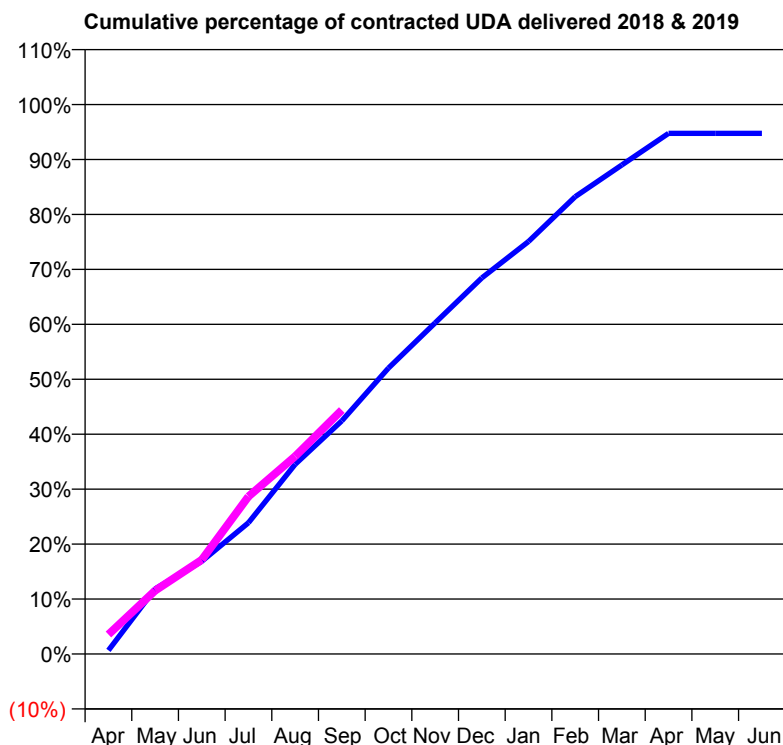
18/19 Contracted general activity (UDA)	28,001
Carry forward general activity (UDA)	0
18/19 Contracted orthodontic activity (UOA)	0
Carry forward orthodontic activity (UOA)	0
Baseline contract value	£710,767.68

ACCESS*

Patients seen in 24 months	Total	Change since previous quarter
Quarter ending September 2017	9,239	
Quarter ending December 2017	9,433	↑
Quarter ending March 2018	8,924	↓
Quarter ending June 2018	9,253	↑
Quarter ending September 2018	9,787	↑
Variance since September 2017	5.9%	↑



ACTIVITY



Adjusted Scheduled Activity (UDA)		
Month	2018	2019
April	175	995
May	3,141	3,234
June	4,471	4,803
July	6,332	8,026
August	9,150	10,074
September	11,247	12,430
October	13,793	
November	15,971	
December	18,136	
January	19,895	
February	22,055	
March	23,586	
April	25,109	
May	25,109	
June	25,109	

QUALITY

	Quantity	Base Number	Contract	AT	Region	England
% of FP17s for the same patient ID Re-attending within 3 months - Children	50	1,698	2.9%	9.9%	11.4%	11.6%
% of FP17s for the same patient ID Re-attending within 3 months - Adults	427	4,978	8.6%	13.8%	15.0%	15.5%
% of FP17s for the same patient ID Re-attending between 3 & 9 months - Children	999	1,698	58.8%	61.9%	59.9%	58.8%
% of FP17s for the same patient ID Re-attending between 3 & 9 months - Adults	1,857	4,978	37.3%	55.1%	52.0%	51.1%
% of FP17s for Band 1 Urgent Courses	279	6,063	4.6%	6.9%	8.0%	9.0%
% of FP17s Relating to Free Repair or Replacements	39	6,063	0.6%	0.8%	0.8%	0.8%
% of FP17s Relating to Continuations	64	6,063	1.1%	1.1%	0.9%	0.9%
% of Patients satisfied with the dentistry they have received	5	5	N/A	93.0%	93.5%	93.3%
% of Patients satisfied with the time they had to wait for an appointment	5	5	N/A	88.5%	89.1%	88.9%

* This is based on patients treated on this contract for their most recent course of treatment. Figures in italics indicate the base number of FP17s or Patient Questionnaire responses are less than 100. N/A is shown where the base number of responses is less than 10 during the period. % is calculated as Quantity/Base number*100

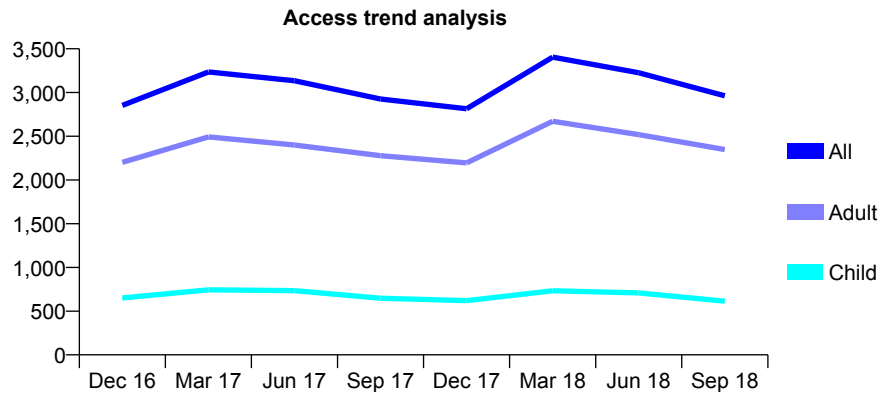
Q55 - Vital Signs At a Glance Contract Report for 911216/0002 - September 2018

Name or company name	MR K MANTLE
Contract type name	GDS Contract
Purpose of contract	General
Contract start date	01/09/2008
Contract end date	

18/19 Contracted general activity (UDA)	10,000
Carry forward general activity (UDA)	0
18/19 Contracted orthodontic activity (UOA)	0
Carry forward orthodontic activity (UOA)	0
Baseline contract value	£380,448.16

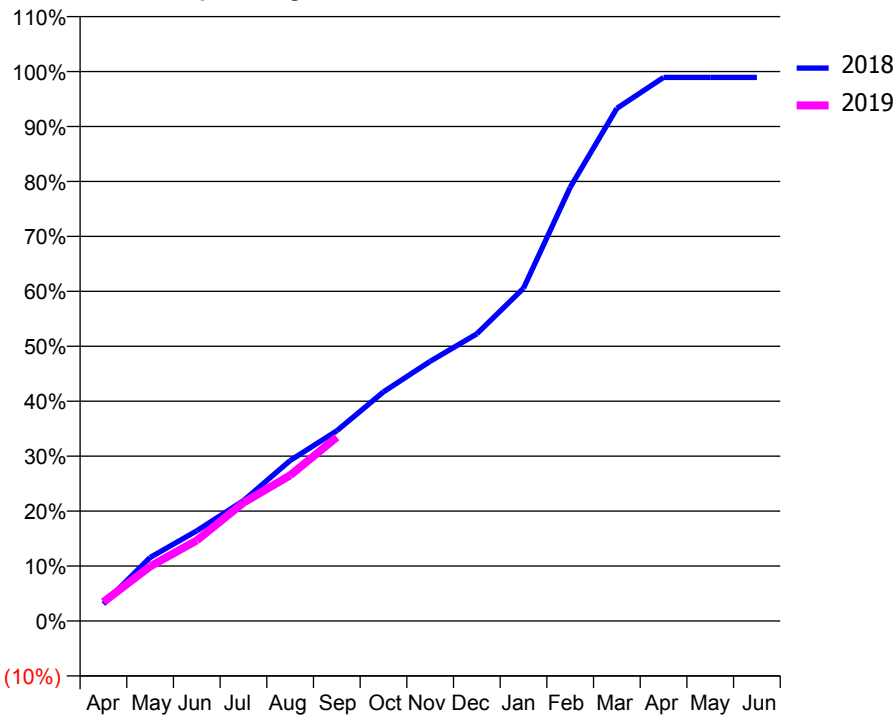
ACCESS*

Patients seen in 24 months	Total	Change since previous quarter
Quarter ending September 2017	2,926	
Quarter ending December 2017	2,815	↓
Quarter ending March 2018	3,404	↑
Quarter ending June 2018	3,227	↓
Quarter ending September 2018	2,962	↓
Variance since September 2017	1.2%	→



ACTIVITY

Cumulative percentage of contracted UDA delivered 2018 & 2019



Month	Adjusted Scheduled Activity (UDA)	
	2018	2019
April	309	346
May	1,156	993
June	1,642	1,468
July	2,189	2,153
August	2,921	2,652
September	3,462	3,344
October	4,170	
November	4,727	
December	5,226	
January	6,057	
February	7,893	
March	9,328	
April	9,893	
May	9,893	
June	9,893	

QUALITY

	Quantity	Base Number	Contract	AT	Region	England
% of FP17s for the same patient ID Re-attending within 3 months - Children	42	500	8.4%	9.9%	11.4%	11.6%
% of FP17s for the same patient ID Re-attending within 3 months - Adults	173	1,567	11.0%	13.8%	15.0%	15.5%
% of FP17s for the same patient ID Re-attending between 3 & 9 months - Children	315	500	63.0%	61.9%	59.9%	58.8%
% of FP17s for the same patient ID Re-attending between 3 & 9 months - Adults	1,022	1,567	65.2%	55.1%	52.0%	51.1%
% of FP17s for Band 1 Urgent Courses	65	1,794	3.6%	6.9%	8.0%	9.0%
% of FP17s Relating to Free Repair or Replacements	7	1,794	0.4%	0.8%	0.8%	0.8%
% of FP17s Relating to Continuations	31	1,794	1.7%	1.1%	0.9%	0.9%
% of Patients satisfied with the dentistry they have received	2	2	N/A	93.0%	93.5%	93.3%
% of Patients satisfied with the time they had to wait for an appointment	2	2	N/A	88.5%	89.1%	88.9%

* This is based on patients treated on this contract for their most recent course of treatment. Figures in italics indicate the base number of FP17s or Patient Questionnaire responses are less than 100. N/A is shown where the base number of responses is less than 10 during the period. % is calculated as Quantity/Base number*100

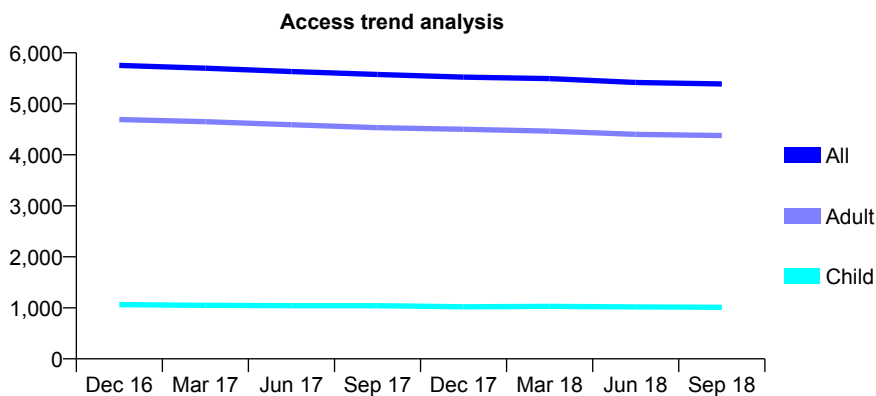
Q55 - Vital Signs At a Glance Contract Report for 914533/0001 - September 2018

Name or company name	MR PA MOORE
Contract type name	GDS Contract
Purpose of contract	General
Contract start date	18/01/2010
Contract end date	

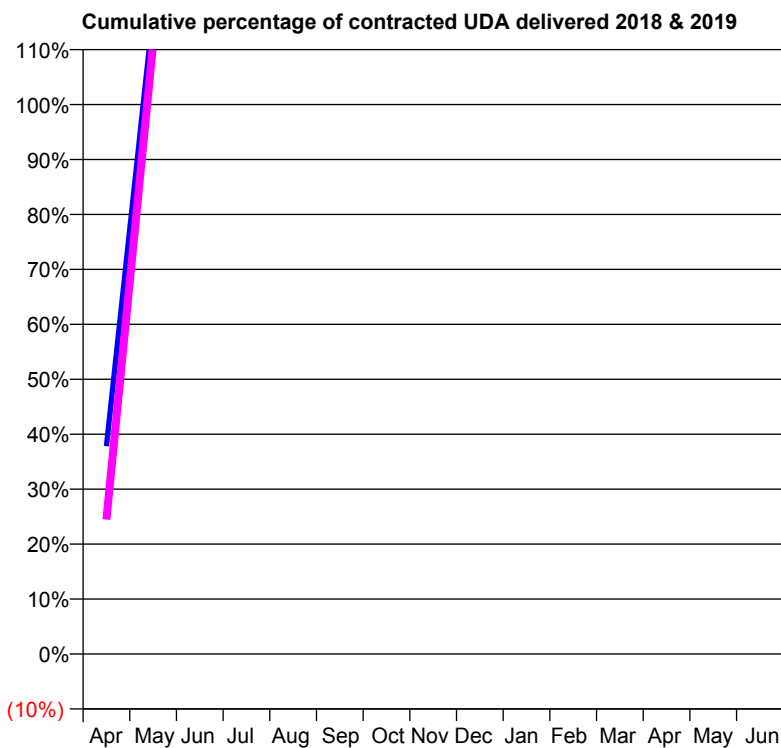
18/19 Contracted general activity (UDA)	1,330
Carry forward general activity (UDA)	0
18/19 Contracted orthodontic activity (UOA)	0
Carry forward orthodontic activity (UOA)	0
Baseline contract value	£502,013.14

ACCESS*

Patients seen in 24 months	Total	Change since previous quarter
Quarter ending September 2017	5,574	
Quarter ending December 2017	5,523	→
Quarter ending March 2018	5,493	→
Quarter ending June 2018	5,418	↓
Quarter ending September 2018	5,389	→
Variance since September 2017	(3.3%)	↓



ACTIVITY



Adjusted Scheduled Activity (UDA)		
Month	2018	2019
April	503	326
May	1,553	1,475
June	2,271	2,109
July	3,344	3,076
August	4,464	4,442
September	5,317	5,384
October	6,651	
November	7,928	
December	8,531	
January	9,648	
February	10,871	
March	11,702	
April	12,357	
May	12,358	
June	12,358	

QUALITY

	Quantity	Base Number	Contract	AT	Region	England
% of FP17s for the same patient ID Re-attending within 3 months - Children	64	889	7.2%	9.9%	11.4%	11.6%
% of FP17s for the same patient ID Re-attending within 3 months - Adults	457	3,826	11.9%	13.8%	15.0%	15.5%
% of FP17s for the same patient ID Re-attending between 3 & 9 months - Children	624	889	70.2%	61.9%	59.9%	58.8%
% of FP17s for the same patient ID Re-attending between 3 & 9 months - Adults	2,602	3,826	68.0%	55.1%	52.0%	51.1%
% of FP17s for Band 1 Urgent Courses	32	3,576	0.9%	6.9%	8.0%	9.0%
% of FP17s Relating to Free Repair or Replacements	5	3,576	0.1%	0.8%	0.8%	0.8%
% of FP17s Relating to Continuations	125	3,576	3.5%	1.1%	0.9%	0.9%
% of Patients satisfied with the dentistry they have received	3	3	N/A	93.0%	93.5%	93.3%
% of Patients satisfied with the time they had to wait for an appointment	3	3	N/A	88.5%	89.1%	88.9%

* This is based on patients treated on this contract for their most recent course of treatment. Figures in italics indicate the base number of FP17s or Patient Questionnaire responses are less than 100. N/A is shown where the base number of responses is less than 10 during the period. % is calculated as Quantity/Base number*100

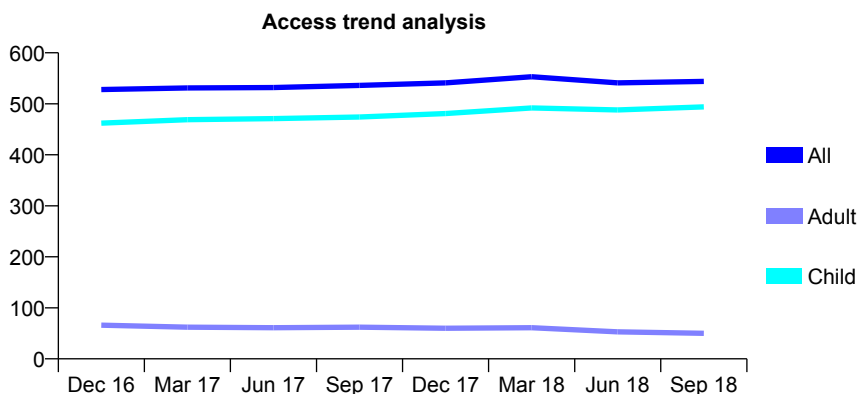
Q55 - Vital Signs At a Glance Contract Report for 919462/0001 - September 2018

Name or company name	MR SJ THACKERAY
Contract type name	GDS Contract
Purpose of contract	General
Contract start date	01/04/2006
Contract end date	

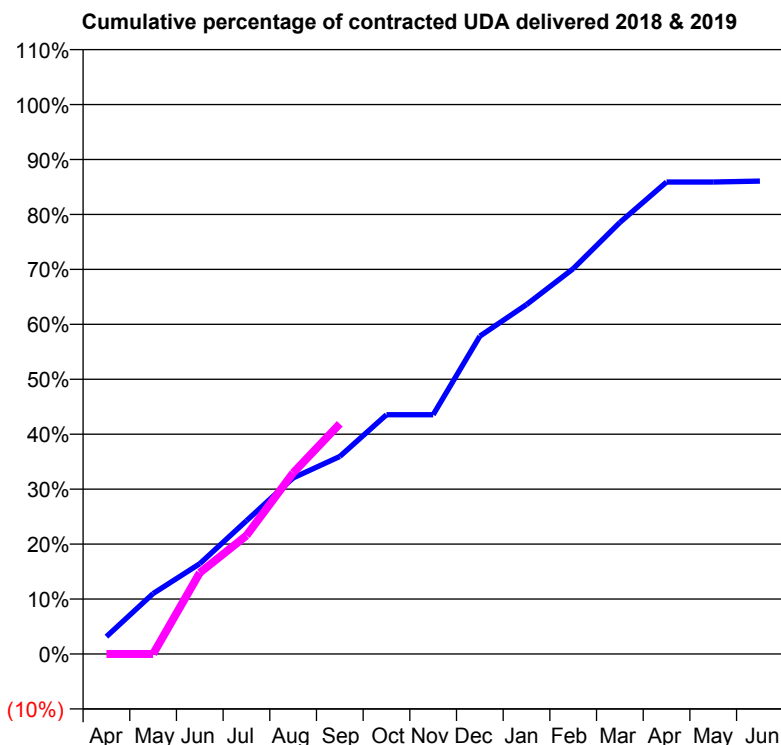
18/19 Contracted general activity (UDA)	1,200
Carry forward general activity (UDA)	0
18/19 Contracted orthodontic activity (UOA)	0
Carry forward orthodontic activity (UOA)	0
Baseline contract value	£38,085.36

ACCESS*

Patients seen in 24 months	Total	Change since previous quarter
Quarter ending September 2017	536	
Quarter ending December 2017	541	→
Quarter ending March 2018	553	↑
Quarter ending June 2018	541	↓
Quarter ending September 2018	544	→
Variance since September 2017	1.5%	→



ACTIVITY



Adjusted Scheduled Activity (UDA)		
Month	2018	2019
April	38	0
May	132	0
June	197	177
July	291	259
August	384	396
September	431	503
October	523	
November	523	
December	694	
January	763	
February	841	
March	943	
April	1,031	
May	1,031	
June	1,033	

QUALITY

	Quantity	Base Number	Contract	AT	Region	England
% of FP17s for the same patient ID Re-attending within 3 months - Children	50	474	10.5%	9.9%	11.4%	11.6%
% of FP17s for the same patient ID Re-attending within 3 months - Adults	1	2	50.0%	13.8%	15.0%	15.5%
% of FP17s for the same patient ID Re-attending between 3 & 9 months - Children	299	474	63.1%	61.9%	59.9%	58.8%
% of FP17s for the same patient ID Re-attending between 3 & 9 months - Adults	1	2	50.0%	55.1%	52.0%	51.1%
% of FP17s for Band 1 Urgent Courses	4	396	1.0%	6.9%	8.0%	9.0%
% of FP17s Relating to Free Repair or Replacements	0	396	0.0%	0.8%	0.8%	0.8%
% of FP17s Relating to Continuations	16	396	4.0%	1.1%	0.9%	0.9%
% of Patients satisfied with the dentistry they have received	1	1	N/A	93.0%	93.5%	93.3%
% of Patients satisfied with the time they had to wait for an appointment	1	1	N/A	88.5%	89.1%	88.9%

* This is based on patients treated on this contract for their most recent course of treatment. Figures in italics indicate the base number of FP17s or Patient Questionnaire responses are less than 100. N/A is shown where the base number of responses is less than 10 during the period. % is calculated as Quantity/Base number*100

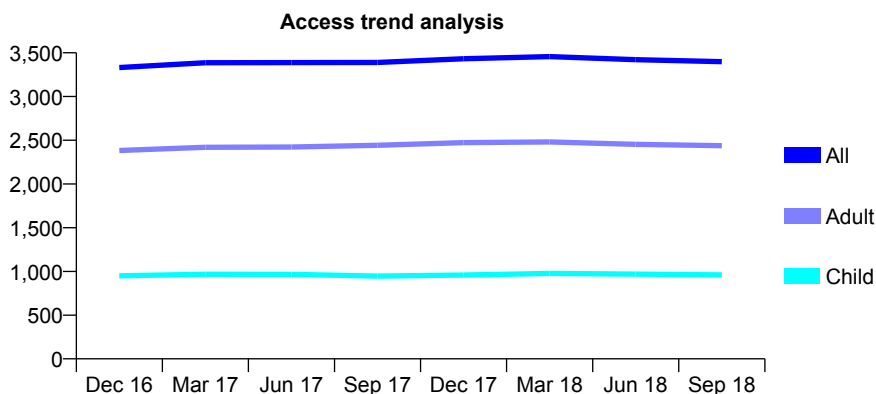
Q55 - Vital Signs At a Glance Contract Report for 927848/0001 - September 2018

Name or company name	MR AS TOFT
Contract type name	GDS Contract
Purpose of contract	General
Contract start date	01/04/2006
Contract end date	

18/19 Contracted general activity (UDA)	9,281
Carry forward general activity (UDA)	0
18/19 Contracted orthodontic activity (UOA)	0
Carry forward orthodontic activity (UOA)	0
Baseline contract value	£217,594.42

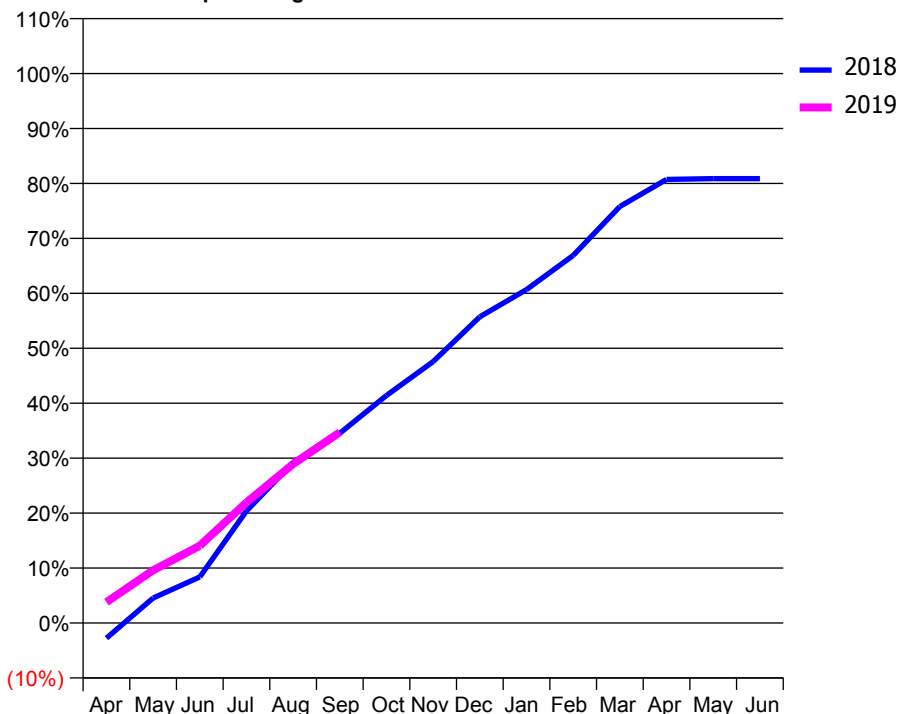
ACCESS*

Patients seen in 24 months	Total	Change since previous quarter
Quarter ending September 2017	3,389	
Quarter ending December 2017	3,432	→
Quarter ending March 2018	3,457	→
Quarter ending June 2018	3,422	↓
Quarter ending September 2018	3,398	→
Variance since September 2017	0.3%	→



ACTIVITY

Cumulative percentage of contracted UDA delivered 2018 & 2019



Adjusted Scheduled Activity (UDA)

Month	2018	2019
April	-258	353
May	423	891
June	779	1,305
July	1,892	2,037
August	2,714	2,685
September	3,207	3,221
October	3,843	
November	4,415	
December	5,173	
January	5,631	
February	6,209	
March	7,034	
April	7,492	
May	7,506	
June	7,506	

QUALITY

	Quantity	Base Number	Contract	AT	Region	England
% of FP17s for the same patient ID Re-attending within 3 months - Children	51	707	7.2%	9.9%	11.4%	11.6%
% of FP17s for the same patient ID Re-attending within 3 months - Adults	256	1,804	14.2%	13.8%	15.0%	15.5%
% of FP17s for the same patient ID Re-attending between 3 & 9 months - Children	442	707	62.5%	61.9%	59.9%	58.8%
% of FP17s for the same patient ID Re-attending between 3 & 9 months - Adults	1,019	1,804	56.5%	55.1%	52.0%	51.1%
% of FP17s for Band 1 Urgent Courses	76	1,845	4.1%	6.9%	8.0%	9.0%
% of FP17s Relating to Free Repair or Replacements	12	1,845	0.7%	0.8%	0.8%	0.8%
% of FP17s Relating to Continuations	32	1,845	1.7%	1.1%	0.9%	0.9%
% of Patients satisfied with the dentistry they have received	2	2	N/A	93.0%	93.5%	93.3%
% of Patients satisfied with the time they had to wait for an appointment	1	2	N/A	88.5%	89.1%	88.9%

* This is based on patients treated on this contract for their most recent course of treatment. Figures in italics indicate the base number of FP17s or Patient Questionnaire responses are less than 100. N/A is shown where the base number of responses is less than 10 during the period. % is calculated as Quantity/Base number*100

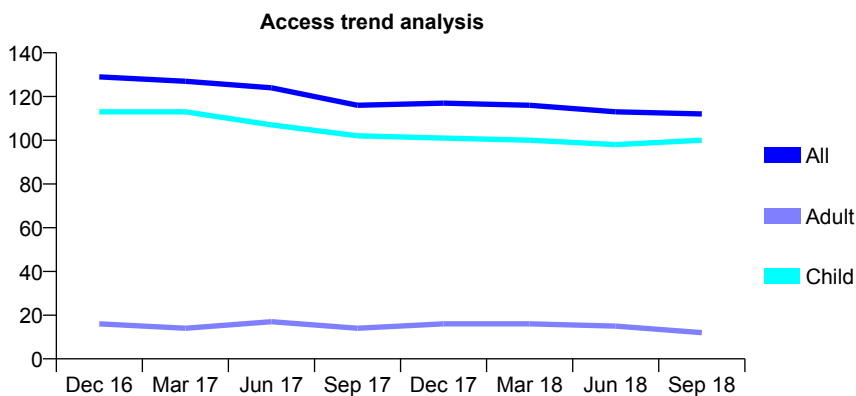
Q55 - Vital Signs At a Glance Contract Report for 927864/0001 - September 2018

Name or company name	MISS T RAJAH
Contract type name	GDS Contract
Purpose of contract	General
Contract start date	01/06/2010
Contract end date	

18/19 Contracted general activity (UDA)	283
Carry forward general activity (UDA)	0
18/19 Contracted orthodontic activity (UOA)	0
Carry forward orthodontic activity (UOA)	0
Baseline contract value	£8,689.05

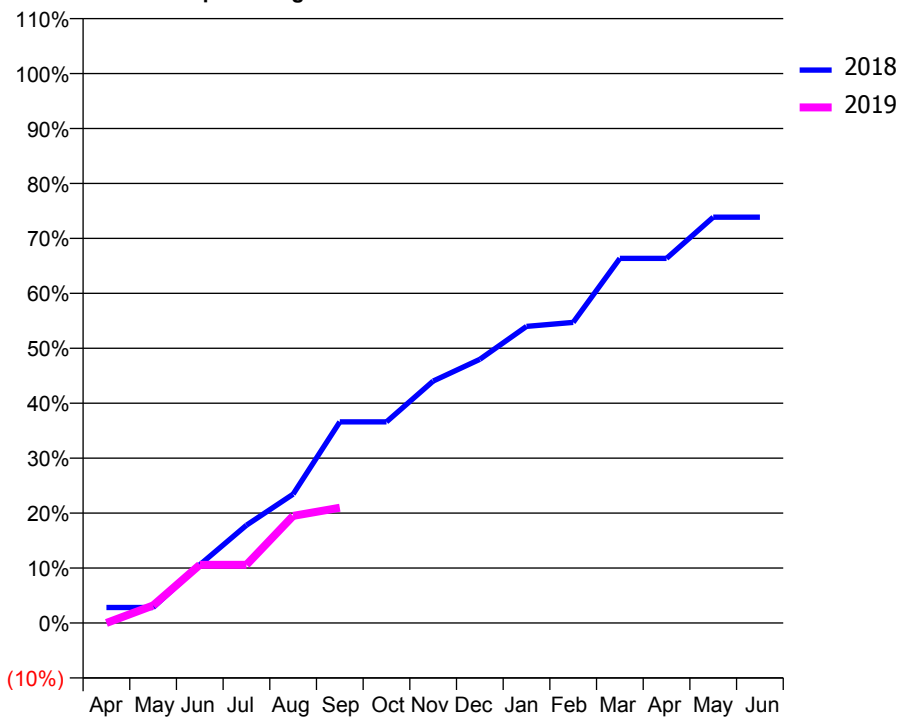
ACCESS*

Patients seen in 24 months	Total	Change since previous quarter
Quarter ending September 2017	116	
Quarter ending December 2017	117	→
Quarter ending March 2018	116	→
Quarter ending June 2018	113	↓
Quarter ending September 2018	112	→
Variance since September 2017	(3.4%)	↓



ACTIVITY

Cumulative percentage of contracted UDA delivered 2018 & 2019



Adjusted Scheduled Activity (UDA)

Month	2018	2019
April	8	0
May	8	9
June	30	30
July	50	30
August	66	55
September	104	59
October	104	
November	125	
December	136	
January	153	
February	155	
March	188	
April	188	
May	209	
June	209	

QUALITY

	Quantity	Base Number	Contract	AT	Region	England
% of FP17s for the same patient ID Re-attending within 3 months - Children	3	65	4.6%	9.9%	11.4%	11.6%
% of FP17s for the same patient ID Re-attending within 3 months - Adults	0	3	0.0%	13.8%	15.0%	15.5%
% of FP17s for the same patient ID Re-attending between 3 & 9 months - Children	47	65	72.3%	61.9%	59.9%	58.8%
% of FP17s for the same patient ID Re-attending between 3 & 9 months - Adults	3	3	100.0%	55.1%	52.0%	51.1%
% of FP17s for Band 1 Urgent Courses	3	50	6.0%	6.9%	8.0%	9.0%
% of FP17s Relating to Free Repair or Replacements	0	50	0.0%	0.8%	0.8%	0.8%
% of FP17s Relating to Continuations	0	50	0.0%	1.1%	0.9%	0.9%
% of Patients satisfied with the dentistry they have received	0	0	N/A	93.0%	93.5%	93.3%
% of Patients satisfied with the time they had to wait for an appointment	0	0	N/A	88.5%	89.1%	88.9%

* This is based on patients treated on this contract for their most recent course of treatment. Figures in italics indicate the base number of FP17s or Patient Questionnaire responses are less than 100. N/A is shown where the base number of responses is less than 10 during the period. % is calculated as Quantity/Base number*100

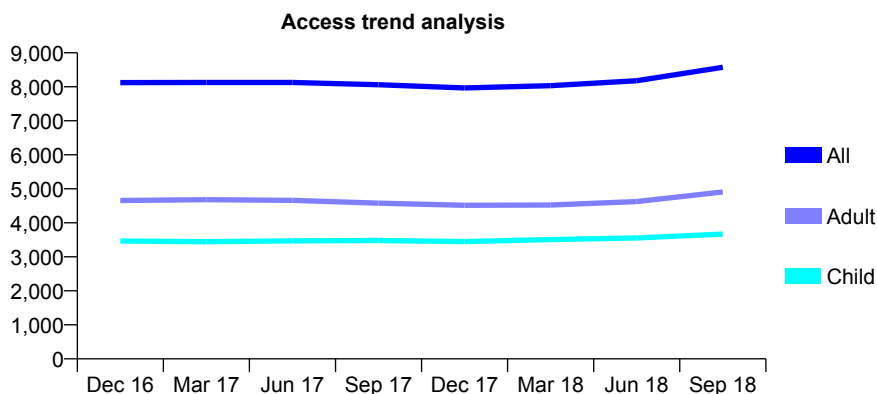
Q55 - Vital Signs At a Glance Contract Report for 931136/0001 - September 2018

Name or company name	MR TJ MALHI
Contract type name	GDS Contract
Purpose of contract	General and Orthodontic
Contract start date	01/04/2006
Contract end date	

18/19 Contracted general activity (UDA)	35,031
Carry forward general activity (UDA)	0
18/19 Contracted orthodontic activity (UOA)	101
Carry forward orthodontic activity (UOA)	0
Baseline contract value	£868,592.25

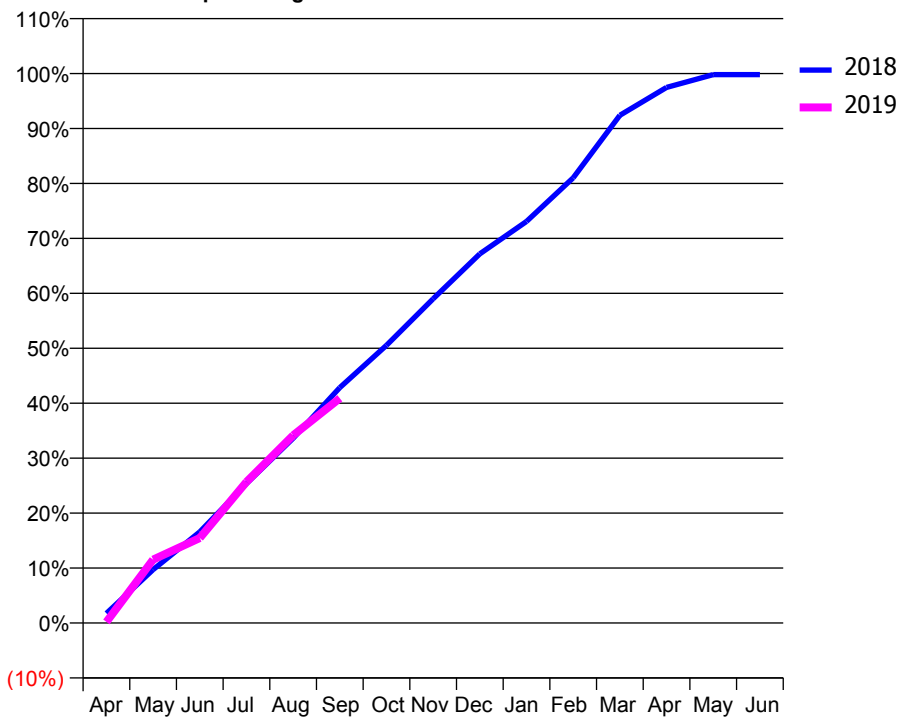
ACCESS*

Patients seen in 24 months	Total	Change since previous quarter
Quarter ending September 2017	8,061	
Quarter ending December 2017	7,966	↓
Quarter ending March 2018	8,032	→
Quarter ending June 2018	8,180	→
Quarter ending September 2018	8,574	↑
Variance since September 2017	6.4%	↑



ACTIVITY

Cumulative percentage of contracted UDA delivered 2018 & 2019



Month	Adjusted Scheduled Activity (UDA)	
	2018	2019
April	490	74
May	2,727	4,038
June	4,652	5,417
July	7,109	9,000
August	9,427	11,967
September	12,007	14,328
October	14,169	
November	16,543	
December	18,835	
January	20,482	
February	22,709	
March	25,899	
April	27,324	
May	27,972	
June	27,973	

QUALITY

	Quantity	Base Number	Contract	AT	Region	England
% of FP17s for the same patient ID Re-attending within 3 months - Children	228	3,513	6.5%	9.9%	11.4%	11.6%
% of FP17s for the same patient ID Re-attending within 3 months - Adults	551	4,119	13.4%	13.8%	15.0%	15.5%
% of FP17s for the same patient ID Re-attending between 3 & 9 months - Children	2,315	3,513	65.9%	61.9%	59.9%	58.8%
% of FP17s for the same patient ID Re-attending between 3 & 9 months - Adults	1,979	4,119	48.0%	55.1%	52.0%	51.1%
% of FP17s for Band 1 Urgent Courses	641	6,462	9.9%	6.9%	8.0%	9.0%
% of FP17s Relating to Free Repair or Replacements	14	6,462	0.2%	0.8%	0.8%	0.8%
% of FP17s Relating to Continuations	14	6,462	0.2%	1.1%	0.9%	0.9%
% of Patients satisfied with the dentistry they have received	8	9	N/A	93.0%	93.5%	93.3%
% of Patients satisfied with the time they had to wait for an appointment	6	9	N/A	88.5%	89.1%	88.9%

* This is based on patients treated on this contract for their most recent course of treatment. Figures in italics indicate the base number of FP17s or Patient Questionnaire responses are less than 100. N/A is shown where the base number of responses is less than 10 during the period. % is calculated as Quantity/Base number*100

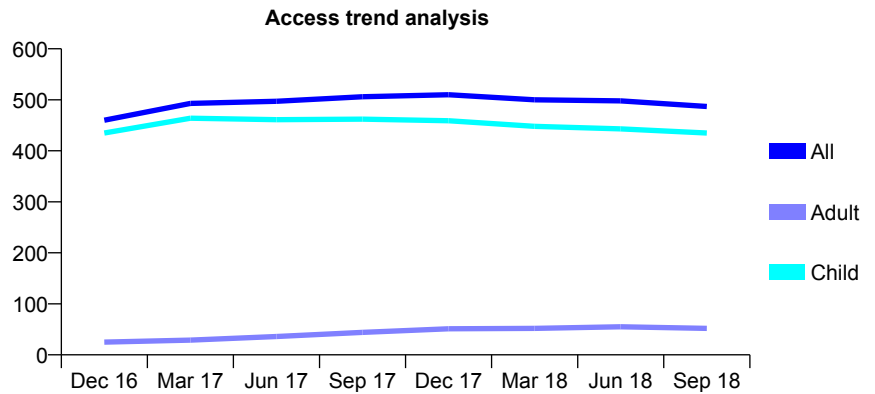
Q55 - Vital Signs At a Glance Contract Report for 939560/0001 - September 2018

Name or company name	MR DJ ALLEN
Contract type name	GDS Contract
Purpose of contract	General
Contract start date	01/11/2015
Contract end date	

18/19 Contracted general activity (UDA)	1,112
Carry forward general activity (UDA)	0
18/19 Contracted orthodontic activity (UOA)	0
Carry forward orthodontic activity (UOA)	0
Baseline contract value	£27,212.31

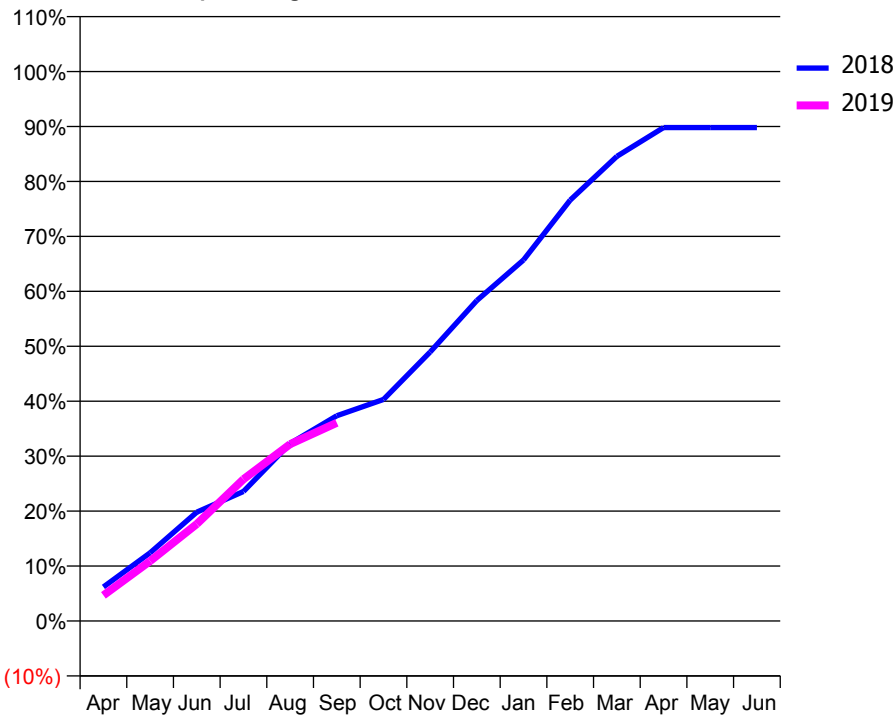
ACCESS*

Patients seen in 24 months	Total	Change since previous quarter
Quarter ending September 2017	506	
Quarter ending December 2017	510	→
Quarter ending March 2018	500	↓
Quarter ending June 2018	498	→
Quarter ending September 2018	487	↓
Variance since September 2017	(3.8%)	↓



ACTIVITY

Cumulative percentage of contracted UDA delivered 2018 & 2019



Adjusted Scheduled Activity (UDA)		
Month	2018	2019
April	69	52
May	138	121
June	220	196
July	262	287
August	359	358
September	415	401
October	448	
November	544	
December	649	
January	731	
February	852	
March	940	
April	999	
May	999	
June	999	

QUALITY

	Quantity	Base Number	Contract	AT	Region	England
% of FP17s for the same patient ID Re-attending within 3 months - Children	14	348	4.0%	9.9%	11.4%	11.6%
% of FP17s for the same patient ID Re-attending within 3 months - Adults	0	0	N/A	13.8%	15.0%	15.5%
% of FP17s for the same patient ID Re-attending between 3 & 9 months - Children	273	348	78.4%	61.9%	59.9%	58.8%
% of FP17s for the same patient ID Re-attending between 3 & 9 months - Adults	0	0	N/A	55.1%	52.0%	51.1%
% of FP17s for Band 1 Urgent Courses	5	316	1.6%	6.9%	8.0%	9.0%
% of FP17s Relating to Free Repair or Replacements	0	316	0.0%	0.8%	0.8%	0.8%
% of FP17s Relating to Continuations	2	316	0.6%	1.1%	0.9%	0.9%
% of Patients satisfied with the dentistry they have received	0	0	N/A	93.0%	93.5%	93.3%
% of Patients satisfied with the time they had to wait for an appointment	0	0	N/A	88.5%	89.1%	88.9%

* This is based on patients treated on this contract for their most recent course of treatment. Figures in italics indicate the base number of FP17s or Patient Questionnaire responses are less than 100. N/A is shown where the base number of responses is less than 10 during the period. % is calculated as Quantity/Base number*100

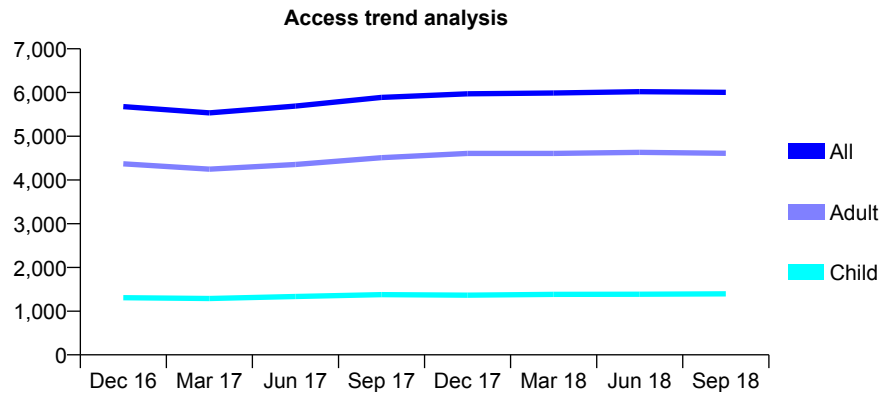
Q55 - Vital Signs At a Glance Contract Report for 939692/0001 - September 2018

Name or company name	MISS N FARZANFAR
Contract type name	GDS Contract
Purpose of contract	General
Contract start date	01/04/2006
Contract end date	

18/19 Contracted general activity (UDA)	20,000
Carry forward general activity (UDA)	0
18/19 Contracted orthodontic activity (UOA)	0
Carry forward orthodontic activity (UOA)	0
Baseline contract value	£534,147.08

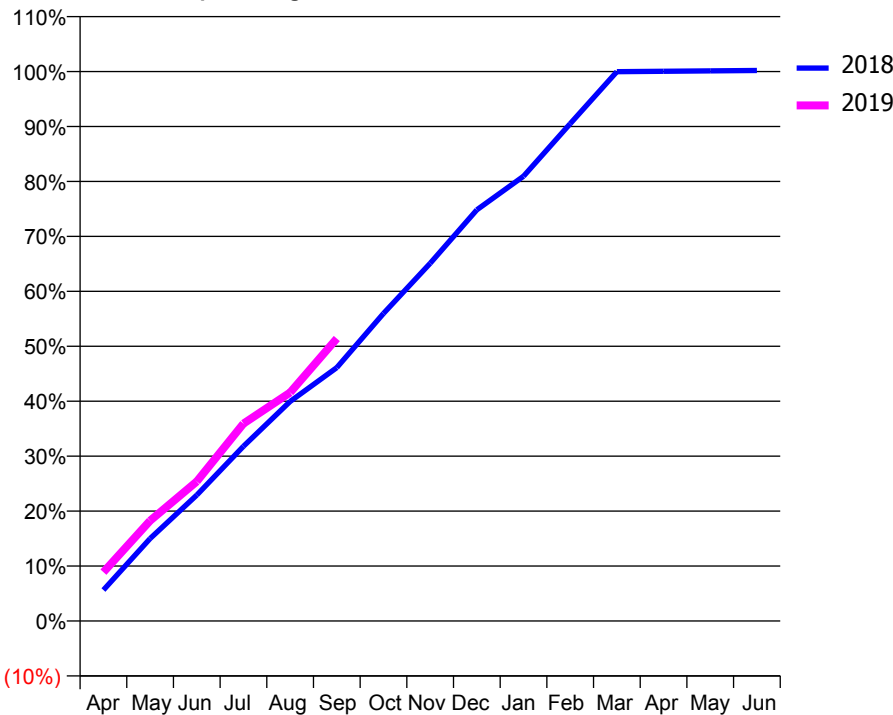
ACCESS*

Patients seen in 24 months	Total	Change since previous quarter
Quarter ending September 2017	5,887	
Quarter ending December 2017	5,972	→
Quarter ending March 2018	5,990	→
Quarter ending June 2018	6,020	→
Quarter ending September 2018	6,005	→
Variance since September 2017	2.0%	↑



ACTIVITY

Cumulative percentage of contracted UDA delivered 2018 & 2019



Month	Adjusted Scheduled Activity (UDA)	
	2018	2019
April	1,127	1,781
May	3,001	3,651
June	4,586	5,080
July	6,362	7,186
August	7,992	8,316
September	9,222	10,281
October	11,194	
November	13,021	
December	14,966	
January	16,190	
February	18,101	
March	19,995	
April	20,010	
May	20,024	
June	20,037	

QUALITY

	Quantity	Base Number	Contract	AT	Region	England
% of FP17s for the same patient ID Re-attending within 3 months - Children	134	1,218	11.0%	9.9%	11.4%	11.6%
% of FP17s for the same patient ID Re-attending within 3 months - Adults	612	3,490	17.5%	13.8%	15.0%	15.5%
% of FP17s for the same patient ID Re-attending between 3 & 9 months - Children	808	1,218	66.3%	61.9%	59.9%	58.8%
% of FP17s for the same patient ID Re-attending between 3 & 9 months - Adults	1,780	3,490	51.0%	55.1%	52.0%	51.1%
% of FP17s for Band 1 Urgent Courses	474	4,684	10.1%	6.9%	8.0%	9.0%
% of FP17s Relating to Free Repair or Replacements	18	4,684	0.4%	0.8%	0.8%	0.8%
% of FP17s Relating to Continuations	37	4,684	0.8%	1.1%	0.9%	0.9%
% of Patients satisfied with the dentistry they have received	4	5	N/A	93.0%	93.5%	93.3%
% of Patients satisfied with the time they had to wait for an appointment	4	5	N/A	88.5%	89.1%	88.9%

* This is based on patients treated on this contract for their most recent course of treatment. Figures in italics indicate the base number of FP17s or Patient Questionnaire responses are less than 100. N/A is shown where the base number of responses is less than 10 during the period. % is calculated as Quantity/Base number*100

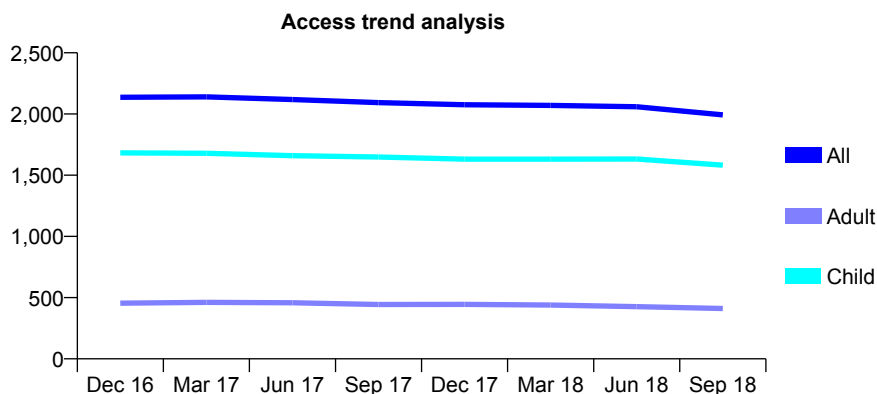
Q55 - Vital Signs At a Glance Contract Report for 942391/0001 - September 2018

Name or company name	MR A MAHMOOD
Contract type name	GDS Contract
Purpose of contract	General
Contract start date	20/08/2014
Contract end date	

18/19 Contracted general activity (UDA)	5,071
Carry forward general activity (UDA)	0
18/19 Contracted orthodontic activity (UOA)	0
Carry forward orthodontic activity (UOA)	0
Baseline contract value	£118,106.53

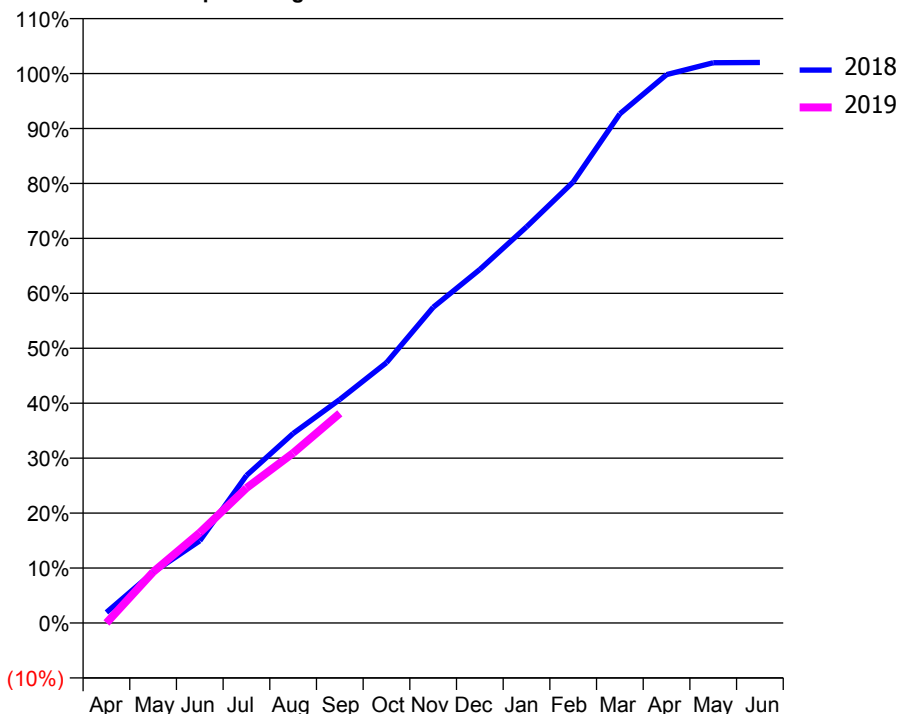
ACCESS*

Patients seen in 24 months	Total	Change since previous quarter
Quarter ending September 2017	2,093	
Quarter ending December 2017	2,076	→
Quarter ending March 2018	2,070	→
Quarter ending June 2018	2,059	→
Quarter ending September 2018	1,993	↓
Variance since September 2017	(4.8%)	↓



ACTIVITY

Cumulative percentage of contracted UDA delivered 2018 & 2019



Month	Adjusted Scheduled Activity (UDA)	
	2018	2019
April	98	0
May	468	470
June	758	833
July	1,361	1,246
August	1,749	1,568
September	2,063	1,936
October	2,403	
November	2,914	
December	3,262	
January	3,655	
February	4,070	
March	4,699	
April	5,060	
May	5,170	
June	5,173	

QUALITY

	Quantity	Base Number	Contract	AT	Region	England
% of FP17s for the same patient ID Re-attending within 3 months - Children	106	1,136	9.3%	9.9%	11.4%	11.6%
% of FP17s for the same patient ID Re-attending within 3 months - Adults	17	190	8.9%	13.8%	15.0%	15.5%
% of FP17s for the same patient ID Re-attending between 3 & 9 months - Children	663	1,136	58.4%	61.9%	59.9%	58.8%
% of FP17s for the same patient ID Re-attending between 3 & 9 months - Adults	97	190	51.1%	55.1%	52.0%	51.1%
% of FP17s for Band 1 Urgent Courses	44	1,119	3.9%	6.9%	8.0%	9.0%
% of FP17s Relating to Free Repair or Replacements	1	1,119	0.1%	0.8%	0.8%	0.8%
% of FP17s Relating to Continuations	0	1,119	0.0%	1.1%	0.9%	0.9%
% of Patients satisfied with the dentistry they have received	1	1	N/A	93.0%	93.5%	93.3%
% of Patients satisfied with the time they had to wait for an appointment	1	1	N/A	88.5%	89.1%	88.9%

* This is based on patients treated on this contract for their most recent course of treatment. Figures in italics indicate the base number of FP17s or Patient Questionnaire responses are less than 100. N/A is shown where the base number of responses is less than 10 during the period. % is calculated as Quantity/Base number*100

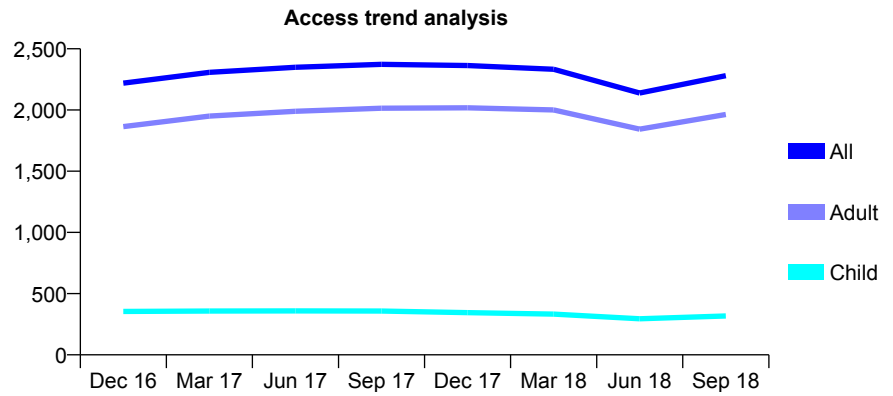
Q55 - Vital Signs At a Glance Contract Report for 944785/0003 - September 2018

Name or company name	F Arias Canadas & MJ OGrady
Contract type name	GDS Contract
Purpose of contract	General
Contract start date	01/09/2015
Contract end date	

18/19 Contracted general activity (UDA)	7,739
Carry forward general activity (UDA)	0
18/19 Contracted orthodontic activity (UOA)	0
Carry forward orthodontic activity (UOA)	0
Baseline contract value	£188,490.61

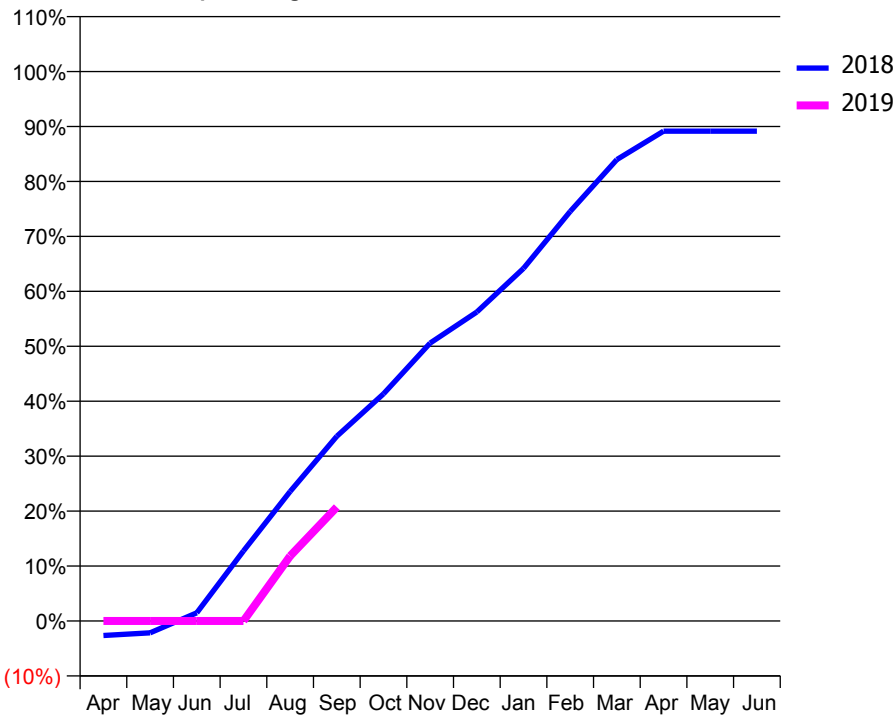
ACCESS*

Patients seen in 24 months	Total	Change since previous quarter
Quarter ending September 2017	2,373	
Quarter ending December 2017	2,363	→
Quarter ending March 2018	2,333	↓
Quarter ending June 2018	2,139	↓
Quarter ending September 2018	2,281	↑
Variance since September 2017	(3.9%)	↓



ACTIVITY

Cumulative percentage of contracted UDA delivered 2018 & 2019



Adjusted Scheduled Activity (UDA)		
Month	2018	2019
April	-206	0
May	-169	0
June	115	0
July	986	0
August	1,825	916
September	2,602	1,604
October	3,200	
November	3,914	
December	4,353	
January	4,966	
February	5,768	
March	6,499	
April	6,900	
May	6,900	
June	6,900	

QUALITY

	Quantity	Base Number	Contract	AT	Region	England
% of FP17s for the same patient ID Re-attending within 3 months - Children	8	196	4.1%	9.9%	11.4%	11.6%
% of FP17s for the same patient ID Re-attending within 3 months - Adults	46	933	4.9%	13.8%	15.0%	15.5%
% of FP17s for the same patient ID Re-attending between 3 & 9 months - Children	121	196	61.7%	61.9%	59.9%	58.8%
% of FP17s for the same patient ID Re-attending between 3 & 9 months - Adults	596	933	63.9%	55.1%	52.0%	51.1%
% of FP17s for Band 1 Urgent Courses	27	970	2.8%	6.9%	8.0%	9.0%
% of FP17s Relating to Free Repair or Replacements	0	970	0.0%	0.8%	0.8%	0.8%
% of FP17s Relating to Continuations	13	970	1.3%	1.1%	0.9%	0.9%
% of Patients satisfied with the dentistry they have received	5	6	N/A	93.0%	93.5%	93.3%
% of Patients satisfied with the time they had to wait for an appointment	6	6	N/A	88.5%	89.1%	88.9%

* This is based on patients treated on this contract for their most recent course of treatment. Figures in italics indicate the base number of FP17s or Patient Questionnaire responses are less than 100. N/A is shown where the base number of responses is less than 10 during the period. % is calculated as Quantity/Base number*100

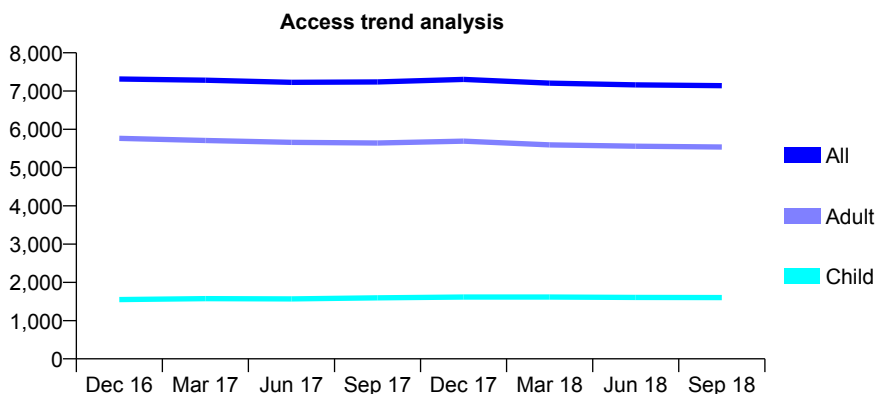
Q55 - Vital Signs At a Glance Contract Report for 946222/0001 - September 2018

Name or company name	Tamworth Dental Surgery
Contract type name	GDS Contract
Purpose of contract	General
Contract start date	01/04/2006
Contract end date	

18/19 Contracted general activity (UDA)	22,590
Carry forward general activity (UDA)	0
18/19 Contracted orthodontic activity (UOA)	0
Carry forward orthodontic activity (UOA)	0
Baseline contract value	£527,604.51

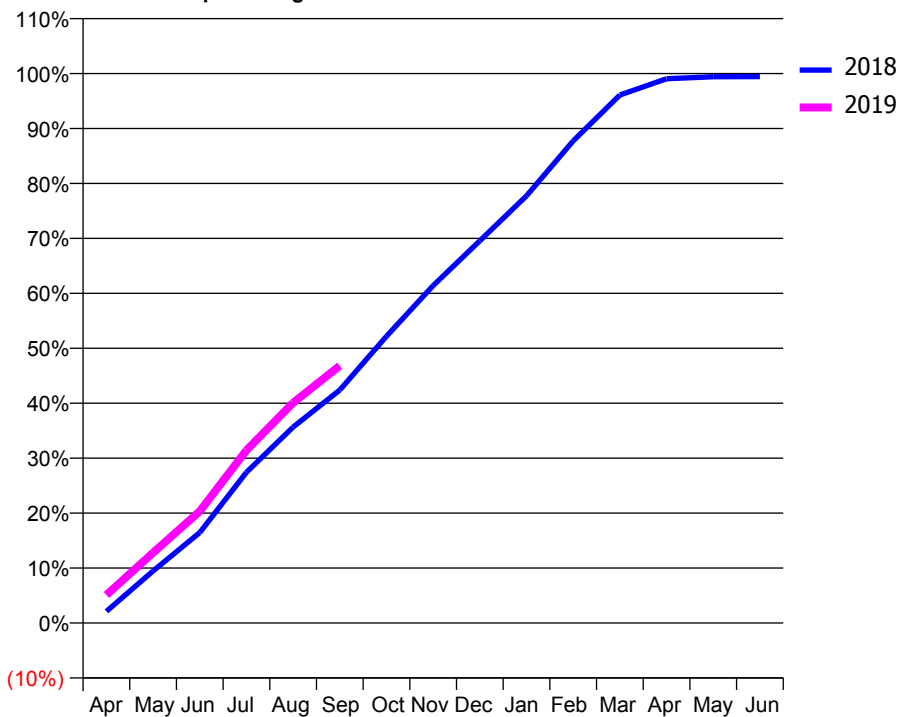
ACCESS*

Patients seen in 24 months	Total	Change since previous quarter
Quarter ending September 2017	7,237	
Quarter ending December 2017	7,305	→
Quarter ending March 2018	7,207	↓
Quarter ending June 2018	7,162	→
Quarter ending September 2018	7,139	→
Variance since September 2017	(1.4%)	↓



ACTIVITY

Cumulative percentage of contracted UDA delivered 2018 & 2019



Adjusted Scheduled Activity (UDA)		
Month	2018	2019
April	482	1,152
May	2,143	2,892
June	3,719	4,595
July	6,197	7,102
August	8,055	9,052
September	9,582	10,575
October	11,789	
November	13,872	
December	15,715	
January	17,562	
February	19,821	
March	21,704	
April	22,375	
May	22,458	
June	22,462	

QUALITY

	Quantity	Base Number	Contract	AT	Region	England
% of FP17s for the same patient ID Re-attending within 3 months - Children	55	1,177	4.7%	9.9%	11.4%	11.6%
% of FP17s for the same patient ID Re-attending within 3 months - Adults	359	4,039	8.9%	13.8%	15.0%	15.5%
% of FP17s for the same patient ID Re-attending between 3 & 9 months - Children	790	1,177	67.1%	61.9%	59.9%	58.8%
% of FP17s for the same patient ID Re-attending between 3 & 9 months - Adults	2,687	4,039	66.5%	55.1%	52.0%	51.1%
% of FP17s for Band 1 Urgent Courses	159	4,810	3.3%	6.9%	8.0%	9.0%
% of FP17s Relating to Free Repair or Replacements	39	4,810	0.8%	0.8%	0.8%	0.8%
% of FP17s Relating to Continuations	23	4,810	0.5%	1.1%	0.9%	0.9%
% of Patients satisfied with the dentistry they have received	4	6	N/A	93.0%	93.5%	93.3%
% of Patients satisfied with the time they had to wait for an appointment	6	6	N/A	88.5%	89.1%	88.9%

* This is based on patients treated on this contract for their most recent course of treatment. Figures in italics indicate the base number of FP17s or Patient Questionnaire responses are less than 100. N/A is shown where the base number of responses is less than 10 during the period. % is calculated as Quantity/Base number*100

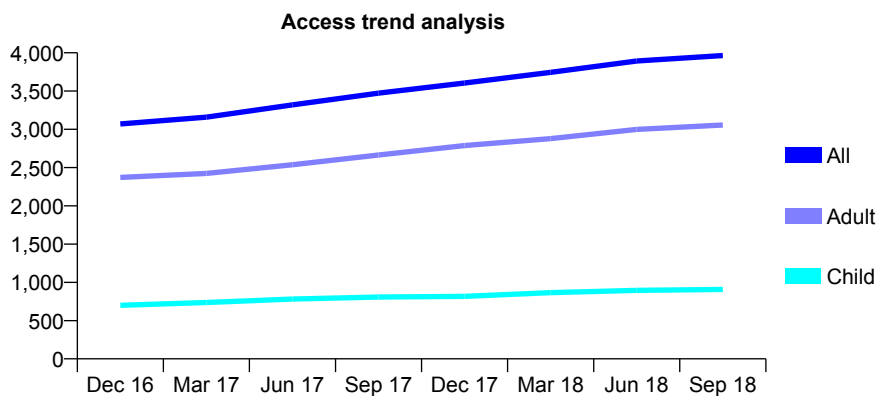
Q55 - Vital Signs At a Glance Contract Report for 950432/0001 - September 2018

Name or company name	MR N NAMIN
Contract type name	GDS Contract
Purpose of contract	General
Contract start date	01/01/2007
Contract end date	

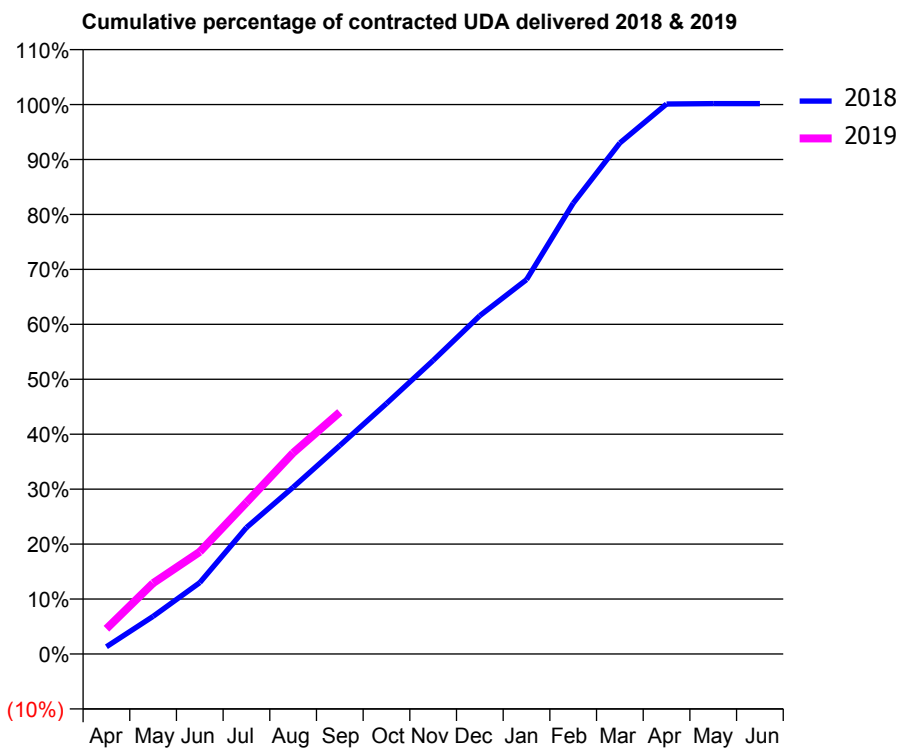
18/19 Contracted general activity (UDA)	16,876
Carry forward general activity (UDA)	0
18/19 Contracted orthodontic activity (UOA)	0
Carry forward orthodontic activity (UOA)	0
Baseline contract value	£420,575.56

ACCESS*

Patients seen in 24 months	Total	Change since previous quarter
Quarter ending September 2017	3,472	
Quarter ending December 2017	3,605	↑
Quarter ending March 2018	3,744	↑
Quarter ending June 2018	3,893	↑
Quarter ending September 2018	3,964	→
Variance since September 2017	14.2%	↑



ACTIVITY



Adjusted Scheduled Activity (UDA)		
Month	2018	2019
April	223	777
May	1,159	2,175
June	2,193	3,140
July	3,882	4,656
August	5,122	6,178
September	6,404	7,429
October	7,691	
November	9,014	
December	10,394	
January	11,497	
February	13,842	
March	15,696	
April	16,893	
May	16,904	
June	16,904	

QUALITY

	Quantity	Base Number	Contract	AT	Region	England
% of FP17s for the same patient ID Re-attending within 3 months - Children	70	878	8.0%	9.9%	11.4%	11.6%
% of FP17s for the same patient ID Re-attending within 3 months - Adults	479	2,721	17.6%	13.8%	15.0%	15.5%
% of FP17s for the same patient ID Re-attending between 3 & 9 months - Children	609	878	69.4%	61.9%	59.9%	58.8%
% of FP17s for the same patient ID Re-attending between 3 & 9 months - Adults	1,636	2,721	60.1%	55.1%	52.0%	51.1%
% of FP17s for Band 1 Urgent Courses	513	3,248	15.8%	6.9%	8.0%	9.0%
% of FP17s Relating to Free Repair or Replacements	13	3,248	0.4%	0.8%	0.8%	0.8%
% of FP17s Relating to Continuations	38	3,248	1.2%	1.1%	0.9%	0.9%
% of Patients satisfied with the dentistry they have received	19	20	95.0%	93.0%	93.5%	93.3%
% of Patients satisfied with the time they had to wait for an appointment	19	20	95.0%	88.5%	89.1%	88.9%

* This is based on patients treated on this contract for their most recent course of treatment. Figures in italics indicate the base number of FP17s or Patient Questionnaire responses are less than 100. N/A is shown where the base number of responses is less than 10 during the period. % is calculated as Quantity/Base number*100

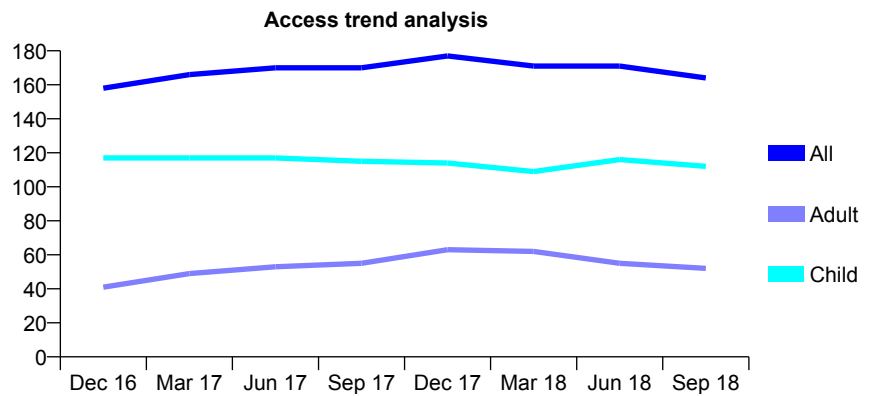
Q55 - Vital Signs At a Glance Contract Report for 959901/0001 - September 2018

Name or company name	Peak Smiles Studio Partnership
Contract type name	GDS Contract
Purpose of contract	General and Orthodontic
Contract start date	01/04/2006
Contract end date	

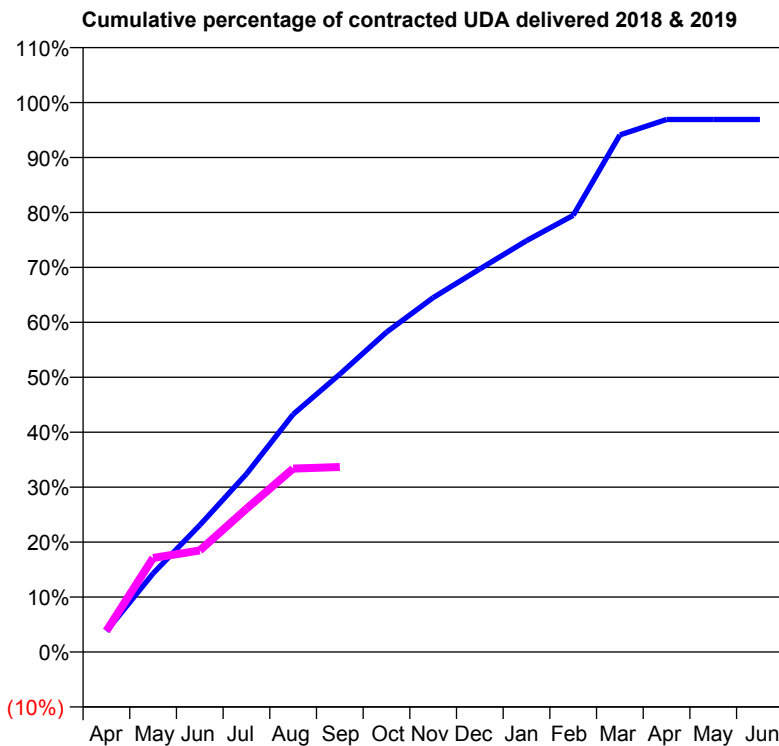
18/19 Contracted general activity (UDA)	369
Carry forward general activity (UDA)	0
18/19 Contracted orthodontic activity (UOA)	3,233
Carry forward orthodontic activity (UOA)	0
Baseline contract value	£231,046.37

ACCESS*

Patients seen in 24 months	Total	Change since previous quarter
Quarter ending September 2017	170	
Quarter ending December 2017	177	↑
Quarter ending March 2018	171	↓
Quarter ending June 2018	171	→
Quarter ending September 2018	164	↓
Variance since September 2017	(3.5%)	↓



ACTIVITY



Month	Adjusted Scheduled Activity (UDA)	
	2018	2019
April	14	14
May	53	63
June	85	68
July	120	96
August	160	123
September	187	124
October	215	
November	238	
December	257	
January	276	
February	293	
March	347	
April	358	
May	358	
June	358	

QUALITY

	Quantity	Base Number	Contract	AT	Region	England
% of FP17s for the same patient ID Re-attending within 3 months - Children	15	121	12.4%	9.9%	11.4%	11.6%
% of FP17s for the same patient ID Re-attending within 3 months - Adults	2	16	12.5%	13.8%	15.0%	15.5%
% of FP17s for the same patient ID Re-attending between 3 & 9 months - Children	27	121	22.3%	61.9%	59.9%	58.8%
% of FP17s for the same patient ID Re-attending between 3 & 9 months - Adults	9	16	56.3%	55.1%	52.0%	51.1%
% of FP17s for Band 1 Urgent Courses	1	67	1.5%	6.9%	8.0%	9.0%
% of FP17s Relating to Free Repair or Replacements	0	67	0.0%	0.8%	0.8%	0.8%
% of FP17s Relating to Continuations	0	67	0.0%	1.1%	0.9%	0.9%
% of Patients satisfied with the dentistry they have received	0	0	N/A	93.0%	93.5%	93.3%
% of Patients satisfied with the time they had to wait for an appointment	0	0	N/A	88.5%	89.1%	88.9%

* This is based on patients treated on this contract for their most recent course of treatment. Figures in italics indicate the base number of FP17s or Patient Questionnaire responses are less than 100. N/A is shown where the base number of responses is less than 10 during the period. % is calculated as Quantity/Base number*100

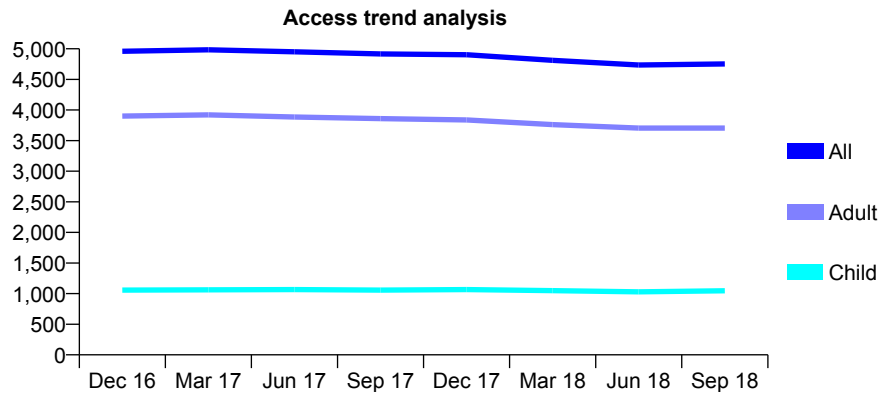
Q55 - Vital Signs At a Glance Contract Report for 960764/0002 - September 2018

Name or company name	MR SS CHITA
Contract type name	GDS Contract
Purpose of contract	General
Contract start date	05/01/2009
Contract end date	

18/19 Contracted general activity (UDA)	13,780
Carry forward general activity (UDA)	0
18/19 Contracted orthodontic activity (UOA)	0
Carry forward orthodontic activity (UOA)	0
Baseline contract value	£333,191.86

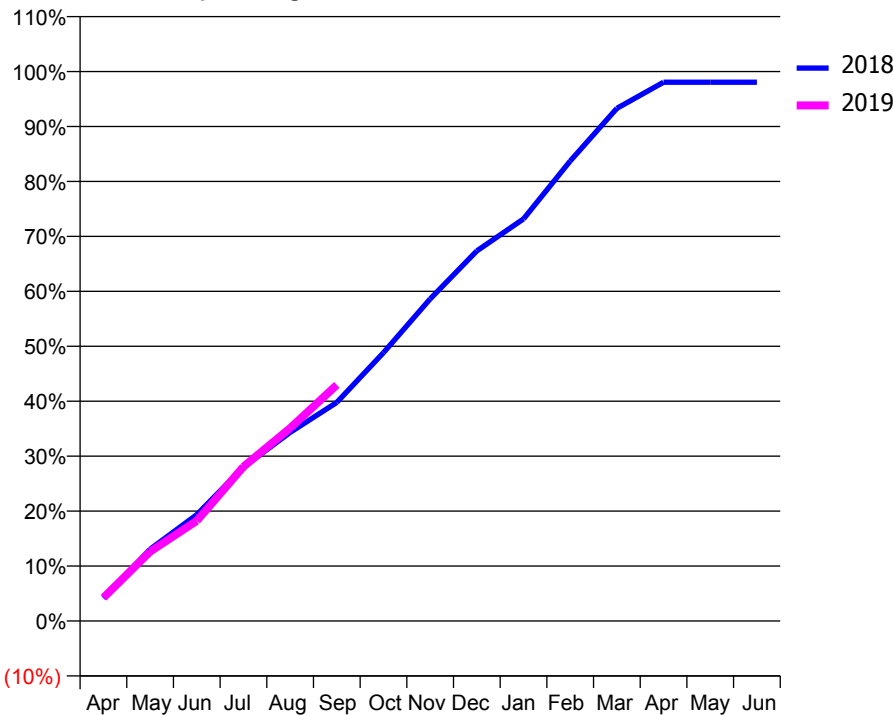
ACCESS*

Patients seen in 24 months	Total	Change since previous quarter
Quarter ending September 2017	4,917	
Quarter ending December 2017	4,904	→
Quarter ending March 2018	4,812	↓
Quarter ending June 2018	4,735	↓
Quarter ending September 2018	4,752	→
Variance since September 2017	(3.4%)	↓



ACTIVITY

Cumulative percentage of contracted UDA delivered 2018 & 2019



Month	Adjusted Scheduled Activity (UDA)	
	2018	2019
April	570	585
May	1,800	1,740
June	2,668	2,511
July	3,862	3,871
August	4,732	4,838
September	5,482	5,921
October	6,730	
November	8,077	
December	9,281	
January	10,083	
February	11,537	
March	12,857	
April	13,512	
May	13,512	
June	13,512	

QUALITY

	Quantity	Base Number	Contract	AT	Region	England
% of FP17s for the same patient ID Re-attending within 3 months - Children	47	832	5.6%	9.9%	11.4%	11.6%
% of FP17s for the same patient ID Re-attending within 3 months - Adults	430	3,011	14.3%	13.8%	15.0%	15.5%
% of FP17s for the same patient ID Re-attending between 3 & 9 months - Children	606	832	72.8%	61.9%	59.9%	58.8%
% of FP17s for the same patient ID Re-attending between 3 & 9 months - Adults	1,971	3,011	65.5%	55.1%	52.0%	51.1%
% of FP17s for Band 1 Urgent Courses	222	3,556	6.2%	6.9%	8.0%	9.0%
% of FP17s Relating to Free Repair or Replacements	85	3,556	2.4%	0.8%	0.8%	0.8%
% of FP17s Relating to Continuations	32	3,556	0.9%	1.1%	0.9%	0.9%
% of Patients satisfied with the dentistry they have received	8	8	N/A	93.0%	93.5%	93.3%
% of Patients satisfied with the time they had to wait for an appointment	8	8	N/A	88.5%	89.1%	88.9%

* This is based on patients treated on this contract for their most recent course of treatment. Figures in italics indicate the base number of FP17s or Patient Questionnaire responses are less than 100. N/A is shown where the base number of responses is less than 10 during the period. % is calculated as Quantity/Base number*100

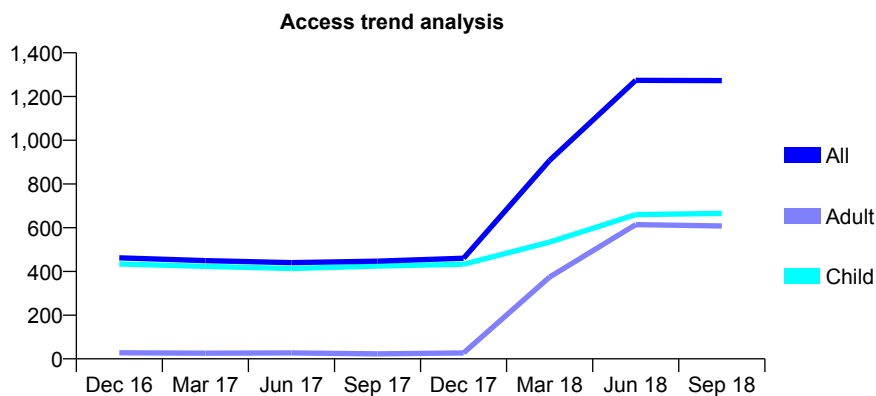
Q55 - Vital Signs At a Glance Contract Report for 964778/0001 - September 2018

Name or company name	MR KS MISSAN
Contract type name	GDS Contract
Purpose of contract	General
Contract start date	01/06/2010
Contract end date	

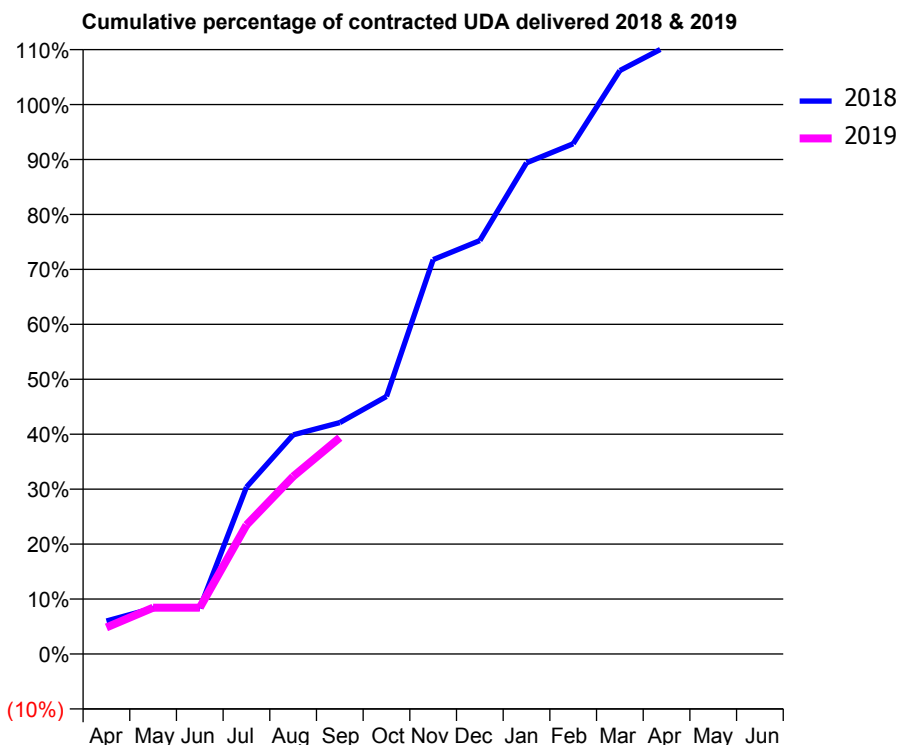
18/19 Contracted general activity (UDA)	950
Carry forward general activity (UDA)	0
18/19 Contracted orthodontic activity (UOA)	0
Carry forward orthodontic activity (UOA)	0
Baseline contract value	£23,344.65

ACCESS*

Patients seen in 24 months	Total	Change since previous quarter
Quarter ending September 2017	447	
Quarter ending December 2017	460	↑
Quarter ending March 2018	908	↑
Quarter ending June 2018	1,274	↑
Quarter ending September 2018	1,273	→
Variance since September 2017	184.8%	↑



ACTIVITY



Adjusted Scheduled Activity (UDA)		
Month	2018	2019
April	57	46
May	79	80
June	79	80
July	289	223
August	379	307
September	400	374
October	445	
November	682	
December	715	
January	849	
February	882	
March	1,009	
April	1,051	
May	1,051	
June	1,051	

QUALITY

	Quantity	Base Number	Contract	AT	Region	England
% of FP17s for the same patient ID Re-attending within 3 months - Children	16	569	2.8%	9.9%	11.4%	11.6%
% of FP17s for the same patient ID Re-attending within 3 months - Adults	38	487	7.8%	13.8%	15.0%	15.5%
% of FP17s for the same patient ID Re-attending between 3 & 9 months - Children	352	569	61.9%	61.9%	59.9%	58.8%
% of FP17s for the same patient ID Re-attending between 3 & 9 months - Adults	197	487	40.5%	55.1%	52.0%	51.1%
% of FP17s for Band 1 Urgent Courses	0	326	0.0%	6.9%	8.0%	9.0%
% of FP17s Relating to Free Repair or Replacements	0	326	0.0%	0.8%	0.8%	0.8%
% of FP17s Relating to Continuations	0	326	0.0%	1.1%	0.9%	0.9%
% of Patients satisfied with the dentistry they have received	0	0	N/A	93.0%	93.5%	93.3%
% of Patients satisfied with the time they had to wait for an appointment	0	0	N/A	88.5%	89.1%	88.9%

* This is based on patients treated on this contract for their most recent course of treatment. Figures in italics indicate the base number of FP17s or Patient Questionnaire responses are less than 100. N/A is shown where the base number of responses is less than 10 during the period. % is calculated as Quantity/Base number*100

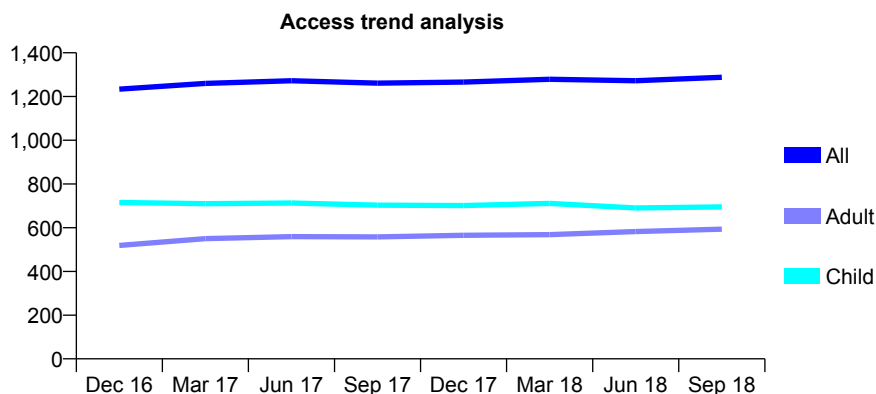
Q55 - Vital Signs At a Glance Contract Report for 993840/0001 - September 2018

Name or company name	MR RB CANTILLON
Contract type name	GDS Contract
Purpose of contract	General
Contract start date	01/04/2006
Contract end date	

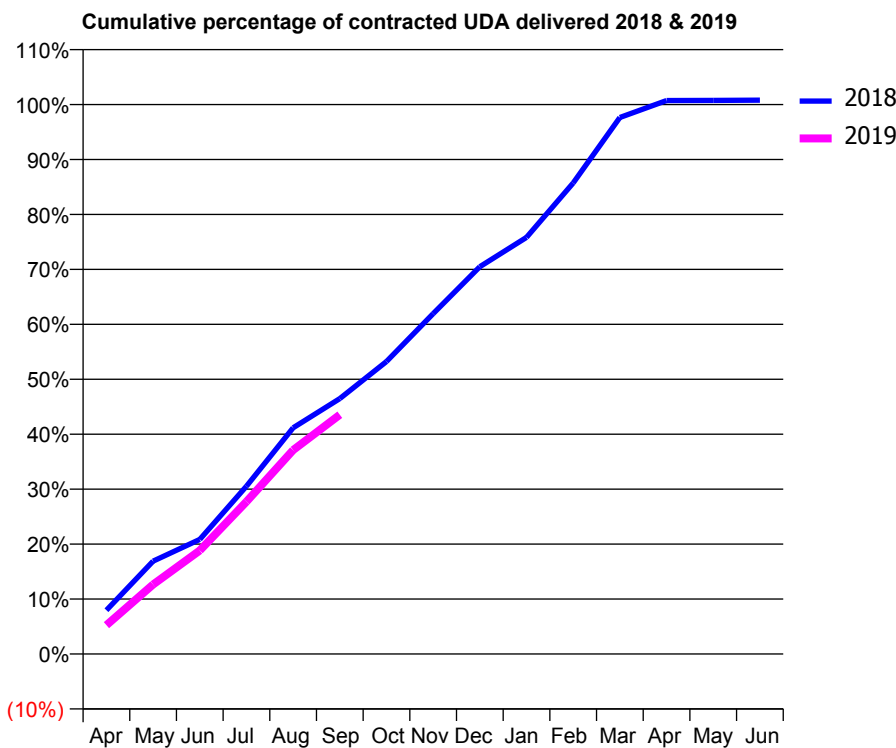
18/19 Contracted general activity (UDA)	3,221
Carry forward general activity (UDA)	0
18/19 Contracted orthodontic activity (UOA)	0
Carry forward orthodontic activity (UOA)	0
Baseline contract value	£72,959.26

ACCESS*

Patients seen in 24 months	Total	Change since previous quarter
Quarter ending September 2017	1,261	
Quarter ending December 2017	1,266	→
Quarter ending March 2018	1,279	→
Quarter ending June 2018	1,272	→
Quarter ending September 2018	1,288	→
Variance since September 2017	2.1%	↑



ACTIVITY



Adjusted Scheduled Activity (UDA)		
Month	2018	2019
April	256	170
May	545	408
June	672	607
July	984	893
August	1,326	1,196
September	1,497	1,403
October	1,714	
November	1,995	
December	2,270	
January	2,443	
February	2,761	
March	3,145	
April	3,244	
May	3,245	
June	3,247	

QUALITY

	Quantity	Base Number	Contract	AT	Region	England
% of FP17s for the same patient ID Re-attending within 3 months - Children	36	554	6.5%	9.9%	11.4%	11.6%
% of FP17s for the same patient ID Re-attending within 3 months - Adults	52	410	12.7%	13.8%	15.0%	15.5%
% of FP17s for the same patient ID Re-attending between 3 & 9 months - Children	393	554	70.9%	61.9%	59.9%	58.8%
% of FP17s for the same patient ID Re-attending between 3 & 9 months - Adults	263	410	64.1%	55.1%	52.0%	51.1%
% of FP17s for Band 1 Urgent Courses	38	896	4.2%	6.9%	8.0%	9.0%
% of FP17s Relating to Free Repair or Replacements	2	896	0.2%	0.8%	0.8%	0.8%
% of FP17s Relating to Continuations	8	896	0.9%	1.1%	0.9%	0.9%
% of Patients satisfied with the dentistry they have received	0	0	N/A	93.0%	93.5%	93.3%
% of Patients satisfied with the time they had to wait for an appointment	0	0	N/A	88.5%	89.1%	88.9%

* This is based on patients treated on this contract for their most recent course of treatment. Figures in italics indicate the base number of FP17s or Patient Questionnaire responses are less than 100. N/A is shown where the base number of responses is less than 10 during the period. % is calculated as Quantity/Base number*100

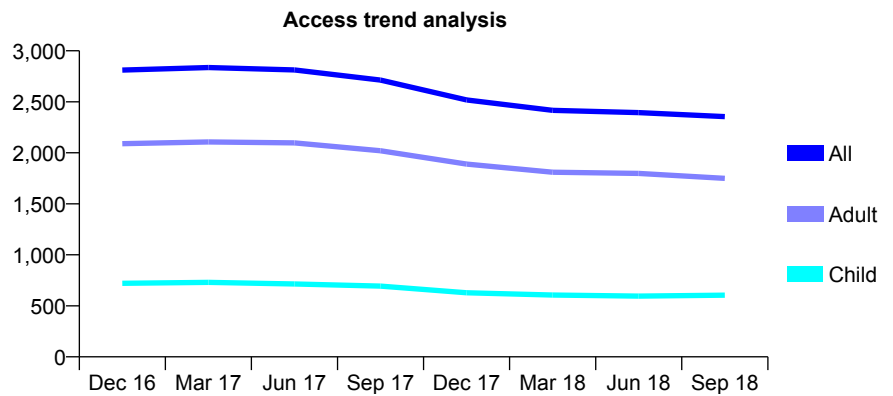
Q55 - Vital Signs At a Glance Contract Report for 997277/0001 - September 2018

Name or company name	MR CA CUNNINGTON
Contract type name	GDS Contract
Purpose of contract	General and Orthodontic
Contract start date	01/04/2006
Contract end date	

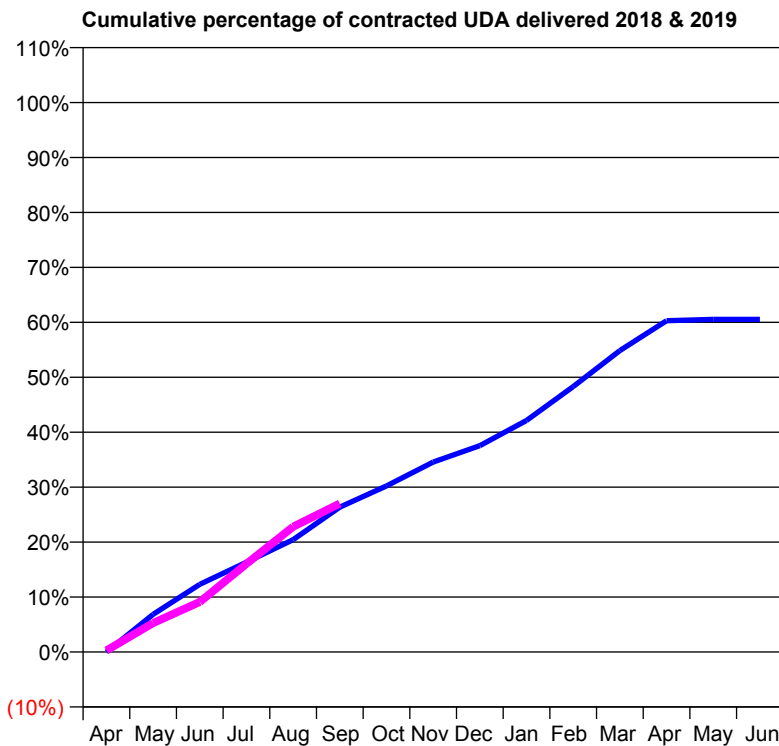
18/19 Contracted general activity (UDA)	10,740
Carry forward general activity (UDA)	0
18/19 Contracted orthodontic activity (UOA)	210
Carry forward orthodontic activity (UOA)	0
Baseline contract value	£250,412.02

ACCESS*

Patients seen in 24 months	Total	Change since previous quarter
Quarter ending September 2017	2,713	
Quarter ending December 2017	2,518	↓
Quarter ending March 2018	2,416	↓
Quarter ending June 2018	2,394	→
Quarter ending September 2018	2,355	↓
Variance since September 2017	(13.2%)	↓



ACTIVITY



Month	Adjusted Scheduled Activity (UDA)	
	2018	2019
April	2	31
May	735	568
June	1,324	980
July	1,756	1,724
August	2,195	2,449
September	2,831	2,902
October	3,247	
November	3,713	
December	4,032	
January	4,526	
February	5,188	
March	5,891	
April	6,476	
May	6,501	
June	6,502	

QUALITY

	Quantity	Base Number	Contract	AT	Region	England
% of FP17s for the same patient ID Re-attending within 3 months - Children	13	481	2.7%	9.9%	11.4%	11.6%
% of FP17s for the same patient ID Re-attending within 3 months - Adults	96	1,446	6.6%	13.8%	15.0%	15.5%
% of FP17s for the same patient ID Re-attending between 3 & 9 months - Children	308	481	64.0%	61.9%	59.9%	58.8%
% of FP17s for the same patient ID Re-attending between 3 & 9 months - Adults	944	1,446	65.3%	55.1%	52.0%	51.1%
% of FP17s for Band 1 Urgent Courses	32	1,566	2.0%	6.9%	8.0%	9.0%
% of FP17s Relating to Free Repair or Replacements	3	1,566	0.2%	0.8%	0.8%	0.8%
% of FP17s Relating to Continuations	11	1,566	0.7%	1.1%	0.9%	0.9%
% of Patients satisfied with the dentistry they have received	6	7	N/A	93.0%	93.5%	93.3%
% of Patients satisfied with the time they had to wait for an appointment	6	7	N/A	88.5%	89.1%	88.9%

* This is based on patients treated on this contract for their most recent course of treatment. Figures in italics indicate the base number of FP17s or Patient Questionnaire responses are less than 100. N/A is shown where the base number of responses is less than 10 during the period. % is calculated as Quantity/Base number*100