

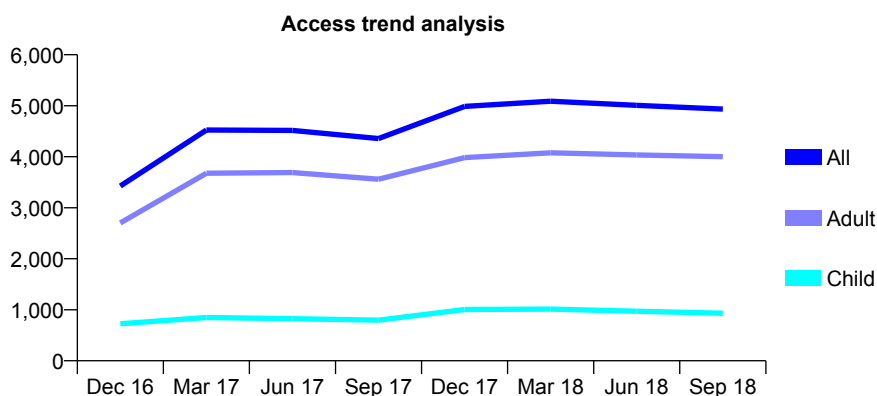
Q56 - Vital Signs At a Glance Contract Report for 100010/0000 - September 2018

Name or company name	M and H Tehrani, Jinesh Vaghela, Jiten Vac
Contract type name	GDS Contract
Purpose of contract	General
Contract start date	01/02/2016
Contract end date	

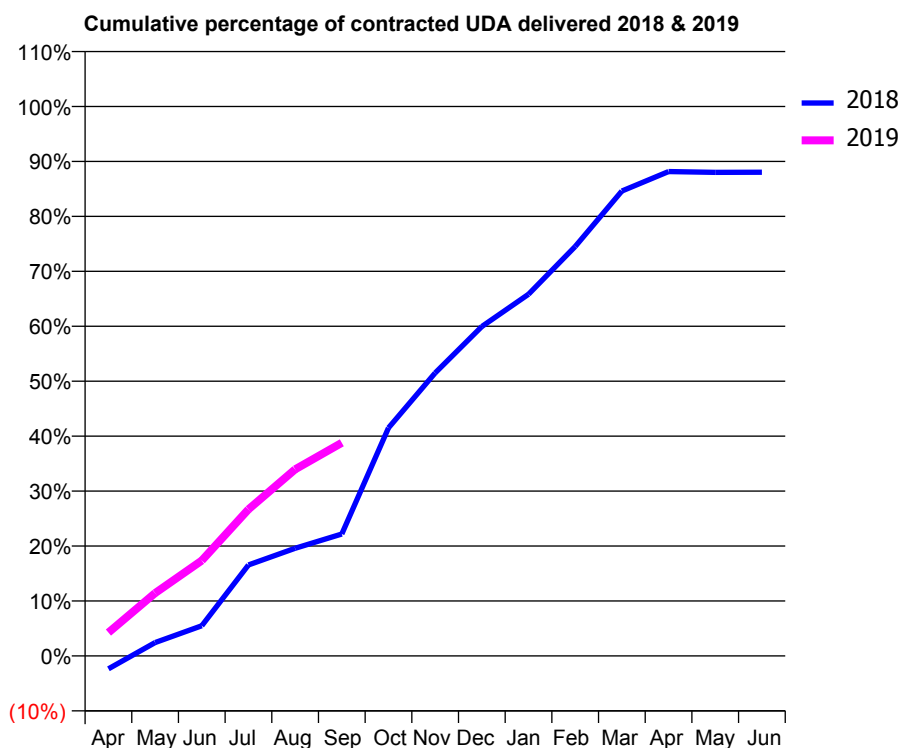
18/19 Contracted general activity (UDA)	11,500
Carry forward general activity (UDA)	0
18/19 Contracted orthodontic activity (UOA)	0
Carry forward orthodontic activity (UOA)	0
Baseline contract value	£279,550.27

ACCESS*

Patients seen in 24 months	Total	Change since previous quarter
Quarter ending September 2017	4,356	
Quarter ending December 2017	4,987	↑
Quarter ending March 2018	5,090	↑
Quarter ending June 2018	5,007	↓
Quarter ending September 2018	4,934	↓
Variance since September 2017	13.3%	↑



ACTIVITY



Month	Adjusted Scheduled Activity (UDA)	
	2018	2019
April	-271	488
May	281	1,316
June	632	1,997
July	1,904	3,069
August	2,253	3,905
September	2,552	4,462
October	4,772	
November	5,924	
December	6,893	
January	7,569	
February	8,569	
March	9,730	
April	10,137	
May	10,122	
June	10,123	

QUALITY

	Quantity	Base Number	Contract	AT	Region	England
% of FP17s for the same patient ID Re-attending within 3 months - Children	32	647	4.9%	10.6%	11.4%	11.6%
% of FP17s for the same patient ID Re-attending within 3 months - Adults	329	2,694	12.2%	14.0%	15.0%	15.5%
% of FP17s for the same patient ID Re-attending between 3 & 9 months - Children	380	647	58.7%	59.8%	59.9%	58.8%
% of FP17s for the same patient ID Re-attending between 3 & 9 months - Adults	1,198	2,694	44.5%	49.1%	52.0%	51.1%
% of FP17s for Band 1 Urgent Courses	273	2,342	11.7%	9.1%	8.0%	9.0%
% of FP17s Relating to Free Repair or Replacements	16	2,342	0.7%	0.7%	0.8%	0.8%
% of FP17s Relating to Continuations	5	2,342	0.2%	1.0%	0.9%	0.9%
% of Patients satisfied with the dentistry they have received	3	3	N/A	93.6%	93.5%	93.3%
% of Patients satisfied with the time they had to wait for an appointment	3	3	N/A	88.4%	89.1%	88.9%

* This is based on patients treated on this contract for their most recent course of treatment. Figures in italics indicate the base number of FP17s or Patient Questionnaire responses are less than 100. N/A is shown where the base number of responses is less than 10 during the period. % is calculated as Quantity/Base number*100

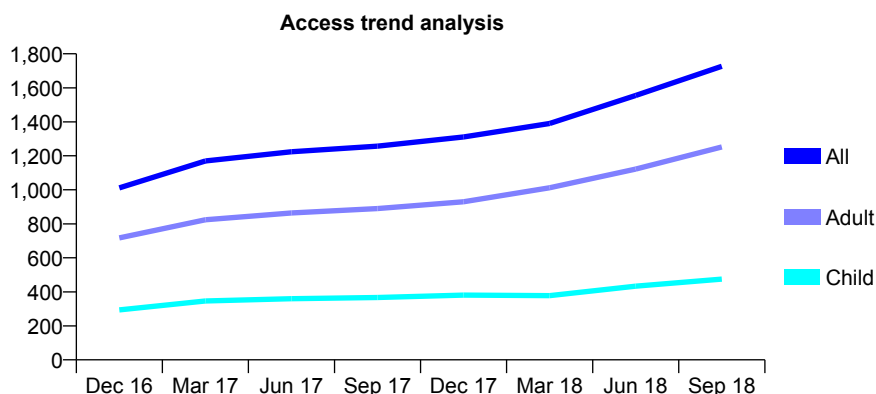
Q56 - Vital Signs At a Glance Contract Report for 100036/0000 - September 2018

Name or company name	Dr Veehar Malde
Contract type name	GDS Contract
Purpose of contract	General
Contract start date	01/03/2016
Contract end date	

18/19 Contracted general activity (UDA)	4,029
Carry forward general activity (UDA)	0
18/19 Contracted orthodontic activity (UOA)	0
Carry forward orthodontic activity (UOA)	0
Baseline contract value	£100,728.54

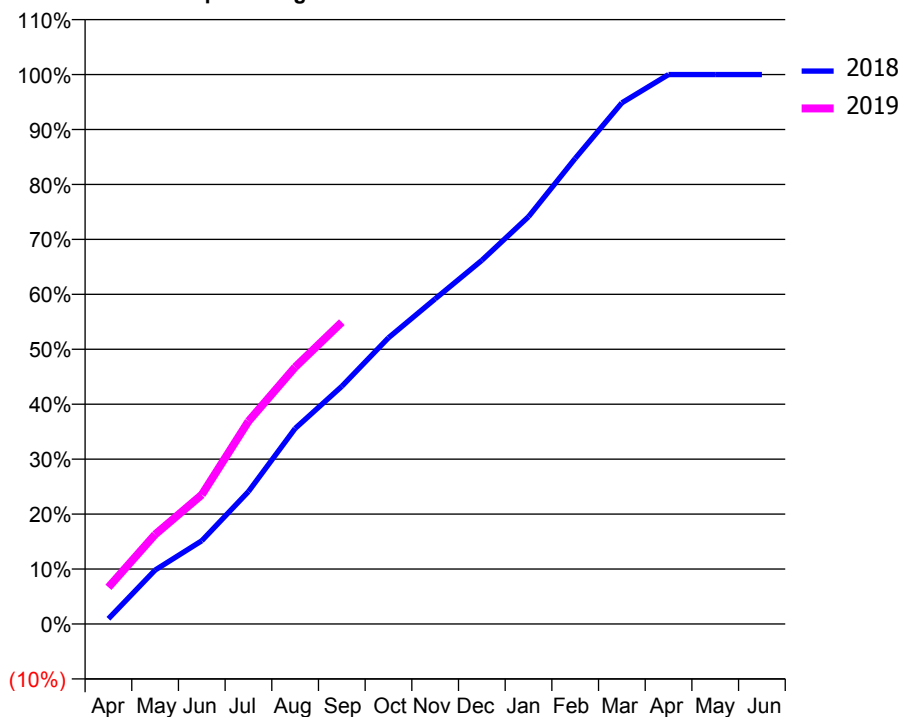
ACCESS*

Patients seen in 24 months	Total	Change since previous quarter
Quarter ending September 2017	1,257	
Quarter ending December 2017	1,311	↑
Quarter ending March 2018	1,390	↑
Quarter ending June 2018	1,555	↑
Quarter ending September 2018	1,727	↑
Variance since September 2017	37.4%	↑



ACTIVITY

Cumulative percentage of contracted UDA delivered 2018 & 2019



Adjusted Scheduled Activity (UDA)

Month	2018	2019
April	39	269
May	396	657
June	611	948
July	971	1,487
August	1,433	1,883
September	1,743	2,213
October	2,099	
November	2,384	
December	2,667	
January	2,986	
February	3,413	
March	3,821	
April	4,029	
May	4,029	
June	4,029	

QUALITY

	Quantity	Base Number	Contract	AT	Region	England
% of FP17s for the same patient ID Re-attending within 3 months - Children	25	425	5.9%	10.6%	11.4%	11.6%
% of FP17s for the same patient ID Re-attending within 3 months - Adults	68	973	7.0%	14.0%	15.0%	15.5%
% of FP17s for the same patient ID Re-attending between 3 & 9 months - Children	238	425	56.0%	59.8%	59.9%	58.8%
% of FP17s for the same patient ID Re-attending between 3 & 9 months - Adults	453	973	46.6%	49.1%	52.0%	51.1%
% of FP17s for Band 1 Urgent Courses	40	1,307	3.1%	9.1%	8.0%	9.0%
% of FP17s Relating to Free Repair or Replacements	2	1,307	0.2%	0.7%	0.8%	0.8%
% of FP17s Relating to Continuations	17	1,307	1.3%	1.0%	0.9%	0.9%
% of Patients satisfied with the dentistry they have received	0	0	N/A	93.6%	93.5%	93.3%
% of Patients satisfied with the time they had to wait for an appointment	0	0	N/A	88.4%	89.1%	88.9%

* This is based on patients treated on this contract for their most recent course of treatment. Figures in italics indicate the base number of FP17s or Patient Questionnaire responses are less than 100. N/A is shown where the base number of responses is less than 10 during the period. % is calculated as Quantity/Base number*100

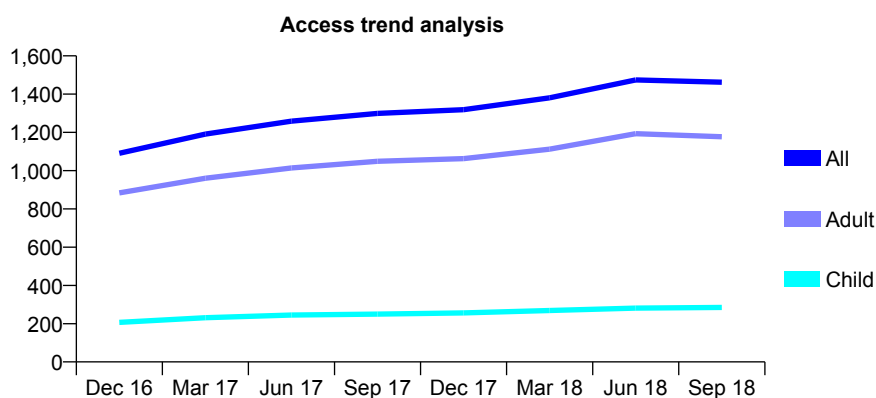
Q56 - Vital Signs At a Glance Contract Report for 100128/0000 - September 2018

Name or company name	Rookwood Dental Practice
Contract type name	GDS Contract
Purpose of contract	General
Contract start date	06/04/2016
Contract end date	

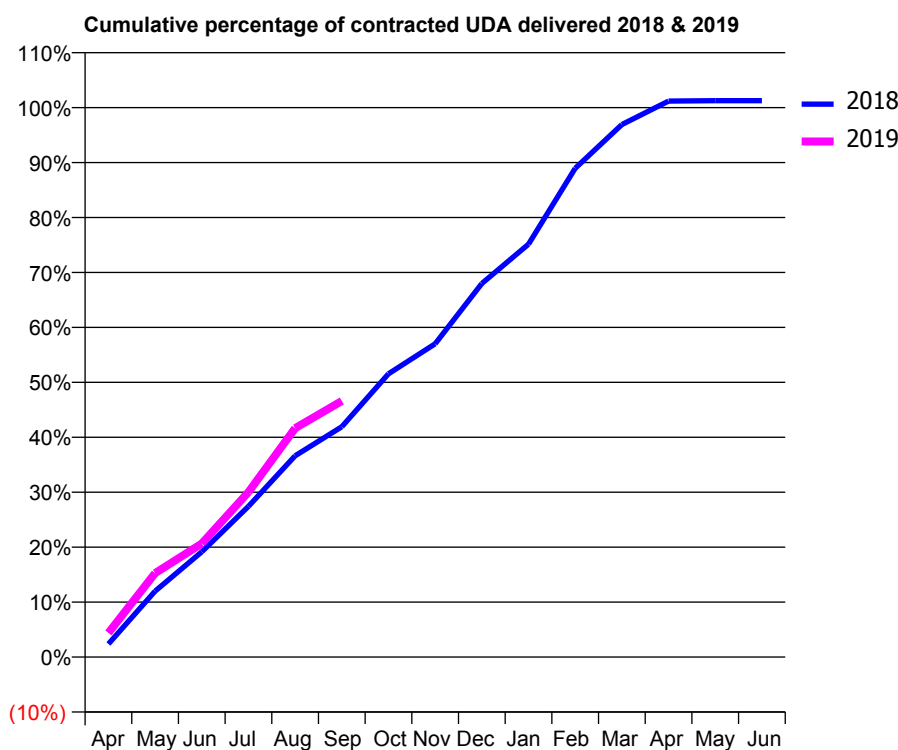
18/19 Contracted general activity (UDA)	3,939
Carry forward general activity (UDA)	0
18/19 Contracted orthodontic activity (UOA)	0
Carry forward orthodontic activity (UOA)	0
Baseline contract value	£101,285.15

ACCESS*

Patients seen in 24 months	Total	Change since previous quarter
Quarter ending September 2017	1,299	
Quarter ending December 2017	1,319	→
Quarter ending March 2018	1,381	↑
Quarter ending June 2018	1,474	↑
Quarter ending September 2018	1,462	→
Variance since September 2017	12.5%	↑



ACTIVITY



Month	Adjusted Scheduled Activity (UDA)	
	2018	2019
April	94	174
May	473	602
June	755	814
July	1,081	1,183
August	1,443	1,640
September	1,652	1,835
October	2,031	
November	2,246	
December	2,678	
January	2,960	
February	3,504	
March	3,817	
April	3,986	
May	3,989	
June	3,989	

QUALITY

	Quantity	Base Number	Contract	AT	Region	England
% of FP17s for the same patient ID Re-attending within 3 months - Children	9	201	4.5%	10.6%	11.4%	11.6%
% of FP17s for the same patient ID Re-attending within 3 months - Adults	79	855	9.2%	14.0%	15.0%	15.5%
% of FP17s for the same patient ID Re-attending between 3 & 9 months - Children	114	201	56.7%	59.8%	59.9%	58.8%
% of FP17s for the same patient ID Re-attending between 3 & 9 months - Adults	460	855	53.8%	49.1%	52.0%	51.1%
% of FP17s for Band 1 Urgent Courses	52	982	5.3%	9.1%	8.0%	9.0%
% of FP17s Relating to Free Repair or Replacements	3	982	0.3%	0.7%	0.8%	0.8%
% of FP17s Relating to Continuations	2	982	0.2%	1.0%	0.9%	0.9%
% of Patients satisfied with the dentistry they have received	5	5	N/A	93.6%	93.5%	93.3%
% of Patients satisfied with the time they had to wait for an appointment	5	5	N/A	88.4%	89.1%	88.9%

* This is based on patients treated on this contract for their most recent course of treatment. Figures in italics indicate the base number of FP17s or Patient Questionnaire responses are less than 100. N/A is shown where the base number of responses is less than 10 during the period. % is calculated as Quantity/Base number*100

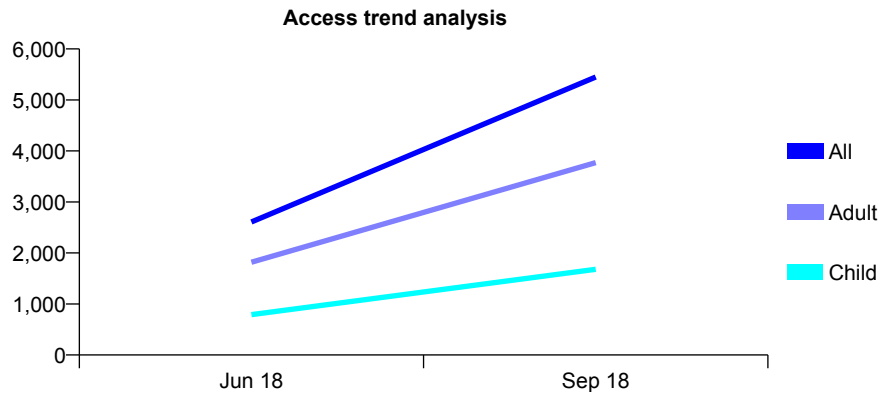
Q56 - Vital Signs At a Glance Contract Report for 100647/0000 - September 2018

Name or company name	Mr K Makwana & Mr P Patel
Contract type name	GDS Contract
Purpose of contract	General
Contract start date	01/04/2018
Contract end date	

18/19 Contracted general activity (UDA)	25,000
Carry forward general activity (UDA)	0
18/19 Contracted orthodontic activity (UOA)	0
Carry forward orthodontic activity (UOA)	0
Baseline contract value	£675,250.00

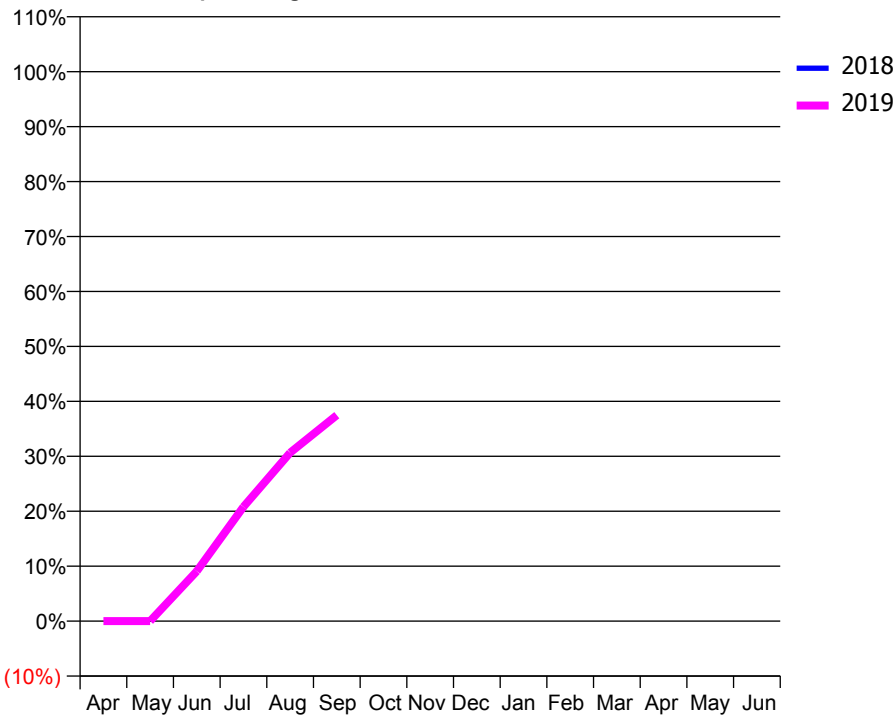
ACCESS*

Patients seen in 24 months	Total	Change since previous quarter
Quarter ending September 2017	0	
Quarter ending December 2017	0	
Quarter ending March 2018	0	
Quarter ending June 2018	2,607	↑
Quarter ending September 2018	5,450	↑
Variance since September 2017	N/A	



ACTIVITY

Cumulative percentage of contracted UDA delivered 2018 & 2019



Month	Adjusted Scheduled Activity (UDA)	
	2018	2019
April	0	0
May	0	0
June	0	2,270
July	0	5,200
August	0	7,667
September	0	9,370
October	0	
November	0	
December	0	
January	0	
February	0	
March	0	
April	0	
May	0	
June	0	

QUALITY

	Quantity	Base Number	Contract	AT	Region	England
% of FP17s for the same patient ID Re-attending within 3 months - Children	53	1,720	3.1%	10.6%	11.4%	11.6%
% of FP17s for the same patient ID Re-attending within 3 months - Adults	259	4,025	6.4%	14.0%	15.0%	15.5%
% of FP17s for the same patient ID Re-attending between 3 & 9 months - Children	15	1,720	0.9%	59.8%	59.9%	58.8%
% of FP17s for the same patient ID Re-attending between 3 & 9 months - Adults	37	4,025	0.9%	49.1%	52.0%	51.1%
% of FP17s for Band 1 Urgent Courses	394	5,745	6.9%	9.1%	8.0%	9.0%
% of FP17s Relating to Free Repair or Replacements	13	5,745	0.2%	0.7%	0.8%	0.8%
% of FP17s Relating to Continuations	23	5,745	0.4%	1.0%	0.9%	0.9%
% of Patients satisfied with the dentistry they have received	3	3	N/A	93.6%	93.5%	93.3%
% of Patients satisfied with the time they had to wait for an appointment	1	3	N/A	88.4%	89.1%	88.9%

* This is based on patients treated on this contract for their most recent course of treatment. Figures in italics indicate the base number of FP17s or Patient Questionnaire responses are less than 100. N/A is shown where the base number of responses is less than 10 during the period. % is calculated as Quantity/Base number*100

Q56 - Vital Signs At a Glance Contract Report for 100724/0000 - September 2018

Name or company name	Haverhill Dental Practice and Cosmetic Cer
Contract type name	GDS Contract
Purpose of contract	General
Contract start date	08/06/2018
Contract end date	

18/19 Contracted general activity (UDA)	7,373
Carry forward general activity (UDA)	0
18/19 Contracted orthodontic activity (UOA)	0
Carry forward orthodontic activity (UOA)	0
Baseline contract value	£520,827.20

ACCESS*

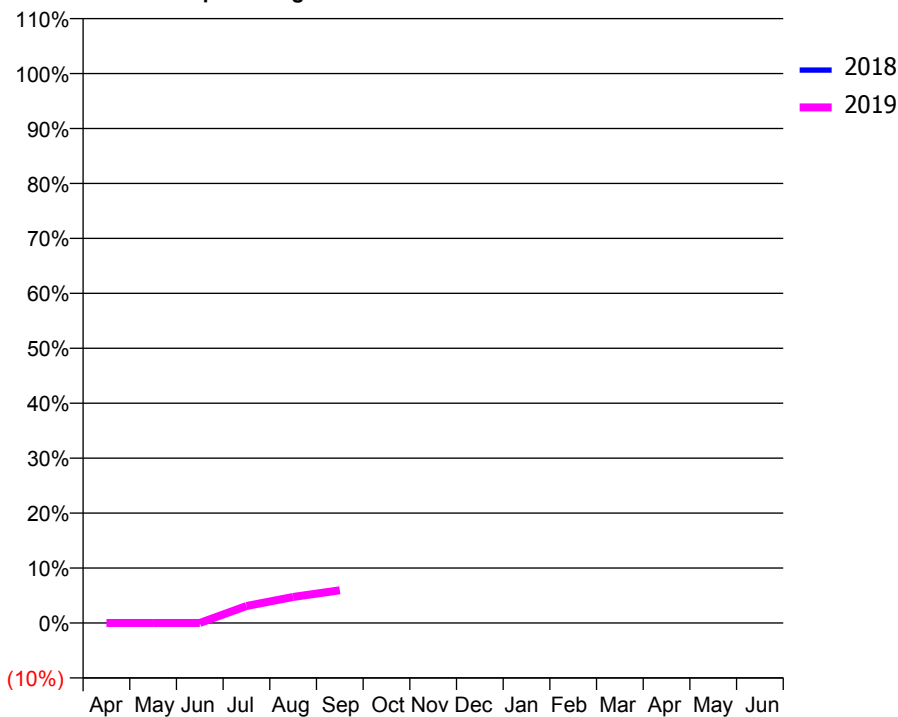
Patients seen in 24 months	Total	Change since previous quarter
Quarter ending September 2017	0	
Quarter ending December 2017	0	
Quarter ending March 2018	0	
Quarter ending June 2018	0	
Quarter ending September 2018	171	↑
Variance since September 2017	N/A	

Access trend analysis



ACTIVITY

Cumulative percentage of contracted UDA delivered 2018 & 2019



Month	Adjusted Scheduled Activity (UDA)	
	2018	2019
April	0	0
May	0	0
June	0	0
July	0	229
August	0	349
September	0	440
October	0	
November	0	
December	0	
January	0	
February	0	
March	0	
April	0	
May	0	
June	0	

QUALITY

	Quantity	Base Number	Contract	AT	Region	England
% of FP17s for the same patient ID Re-attending within 3 months - Children	3	70	4.3%	10.6%	11.4%	11.6%
% of FP17s for the same patient ID Re-attending within 3 months - Adults	9	144	6.3%	14.0%	15.0%	15.5%
% of FP17s for the same patient ID Re-attending between 3 & 9 months - Children	0	70	0.0%	59.8%	59.9%	58.8%
% of FP17s for the same patient ID Re-attending between 3 & 9 months - Adults	0	144	0.0%	49.1%	52.0%	51.1%
% of FP17s for Band 1 Urgent Courses	48	214	22.4%	9.1%	8.0%	9.0%
% of FP17s Relating to Free Repair or Replacements	3	214	1.4%	0.7%	0.8%	0.8%
% of FP17s Relating to Continuations	1	214	0.5%	1.0%	0.9%	0.9%
% of Patients satisfied with the dentistry they have received	0	0	N/A	93.6%	93.5%	93.3%
% of Patients satisfied with the time they had to wait for an appointment	0	0	N/A	88.4%	89.1%	88.9%

* This is based on patients treated on this contract for their most recent course of treatment. Figures in italics indicate the base number of FP17s or Patient Questionnaire responses are less than 100. N/A is shown where the base number of responses is less than 10 during the period. % is calculated as Quantity/Base number*100

Q56 - Vital Signs At a Glance Contract Report for 100725/0000 - September 2018


Name or company name	1A Bretton
Contract type name	GDS Contract
Purpose of contract	General
Contract start date	01/07/2018
Contract end date	

18/19 Contracted general activity (UDA)	15,750
Carry forward general activity (UDA)	0
18/19 Contracted orthodontic activity (UOA)	0
Carry forward orthodontic activity (UOA)	0
Baseline contract value	£394,513.31

ACCESS*

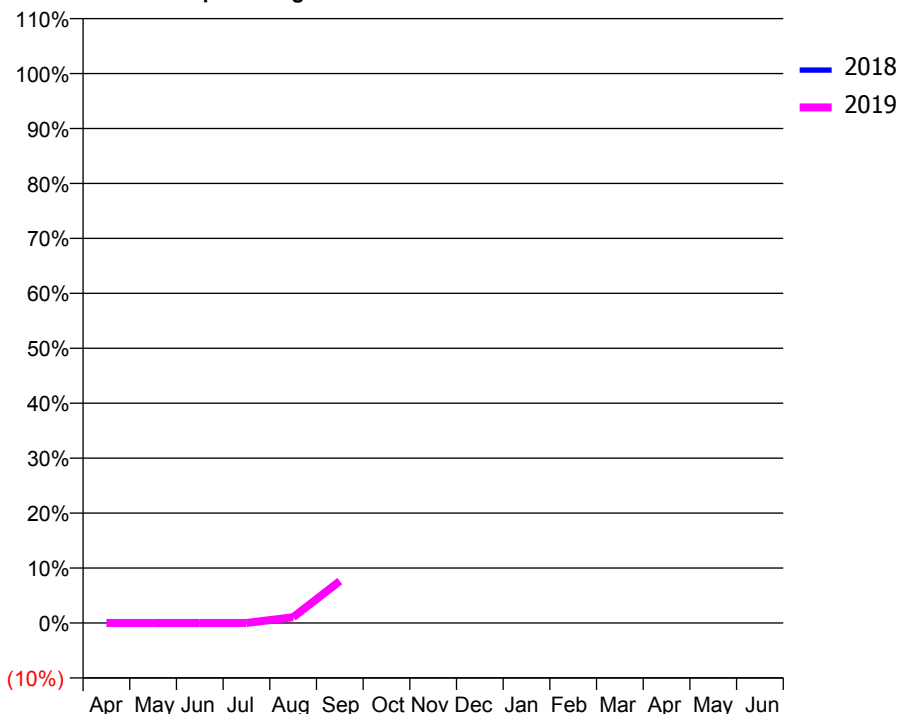
Patients seen in 24 months	Total	Change since previous quarter
Quarter ending September 2017	0	
Quarter ending December 2017	0	
Quarter ending March 2018	0	
Quarter ending June 2018	0	
Quarter ending September 2018	638	↑
Variance since September 2017	N/A	

Access trend analysis



ACTIVITY

Cumulative percentage of contracted UDA delivered 2018 & 2019



Adjusted Scheduled Activity (UDA)

Month	2018	2019
April	0	0
May	0	0
June	0	0
July	0	0
August	0	165
September	0	1,203
October	0	0
November	0	0
December	0	0
January	0	0
February	0	0
March	0	0
April	0	0
May	0	0
June	0	0

QUALITY

	Quantity	Base Number	Contract	AT	Region	England
% of FP17s for the same patient ID Re-attending within 3 months - Children	5	234	2.1%	10.6%	11.4%	11.6%
% of FP17s for the same patient ID Re-attending within 3 months - Adults	25	447	5.6%	14.0%	15.0%	15.5%
% of FP17s for the same patient ID Re-attending between 3 & 9 months - Children	0	234	0.0%	59.8%	59.9%	58.8%
% of FP17s for the same patient ID Re-attending between 3 & 9 months - Adults	0	447	0.0%	49.1%	52.0%	51.1%
% of FP17s for Band 1 Urgent Courses	98	681	14.4%	9.1%	8.0%	9.0%
% of FP17s Relating to Free Repair or Replacements	4	681	0.6%	0.7%	0.8%	0.8%
% of FP17s Relating to Continuations	7	681	1.0%	1.0%	0.9%	0.9%
% of Patients satisfied with the dentistry they have received	0	0	N/A	93.6%	93.5%	93.3%
% of Patients satisfied with the time they had to wait for an appointment	0	0	N/A	88.4%	89.1%	88.9%

* This is based on patients treated on this contract for their most recent course of treatment. Figures in italics indicate the base number of FP17s or Patient Questionnaire responses are less than 100. N/A is shown where the base number of responses is less than 10 during the period. % is calculated as Quantity/Base number*100

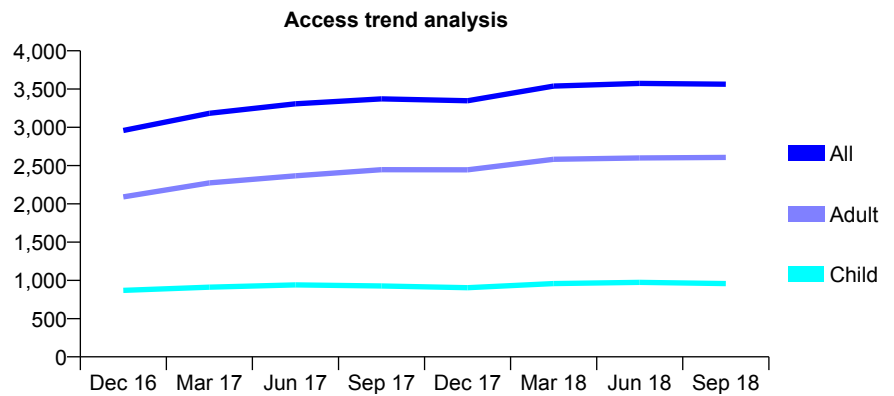
Q56 - Vital Signs At a Glance Contract Report for 101281/0029 - September 2018

Name or company name	OASIS DENTAL CARE LTD
Contract type name	GDS Contract
Purpose of contract	General
Contract start date	01/04/2006
Contract end date	

18/19 Contracted general activity (UDA)	7,953
Carry forward general activity (UDA)	0
18/19 Contracted orthodontic activity (UOA)	0
Carry forward orthodontic activity (UOA)	0
Baseline contract value	£195,106.52

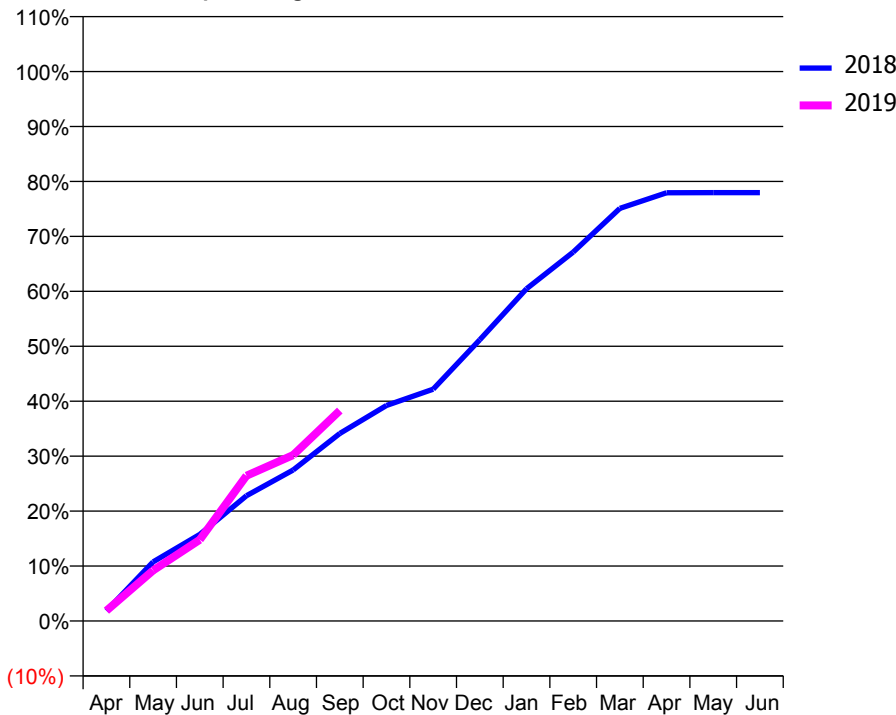
ACCESS*

Patients seen in 24 months	Total	Change since previous quarter
Quarter ending September 2017	3,372	
Quarter ending December 2017	3,348	→
Quarter ending March 2018	3,539	↑
Quarter ending June 2018	3,574	→
Quarter ending September 2018	3,564	→
Variance since September 2017	5.7%	↑



ACTIVITY

Cumulative percentage of contracted UDA delivered 2018 & 2019



Month	Adjusted Scheduled Activity (UDA)	
	2018	2019
April	148	150
May	856	733
June	1,253	1,177
July	1,814	2,102
August	2,186	2,401
September	2,715	3,046
October	3,119	
November	3,355	
December	4,071	
January	4,808	
February	5,339	
March	5,971	
April	6,198	
May	6,199	
June	6,199	

QUALITY

	Quantity	Base Number	Contract	AT	Region	England
% of FP17s for the same patient ID Re-attending within 3 months - Children	49	606	8.1%	10.6%	11.4%	11.6%
% of FP17s for the same patient ID Re-attending within 3 months - Adults	168	1,265	13.3%	14.0%	15.0%	15.5%
% of FP17s for the same patient ID Re-attending between 3 & 9 months - Children	299	606	49.3%	59.8%	59.9%	58.8%
% of FP17s for the same patient ID Re-attending between 3 & 9 months - Adults	501	1,265	39.6%	49.1%	52.0%	51.1%
% of FP17s for Band 1 Urgent Courses	141	1,709	8.3%	9.1%	8.0%	9.0%
% of FP17s Relating to Free Repair or Replacements	13	1,709	0.8%	0.7%	0.8%	0.8%
% of FP17s Relating to Continuations	26	1,709	1.5%	1.0%	0.9%	0.9%
% of Patients satisfied with the dentistry they have received	0	0	N/A	93.6%	93.5%	93.3%
% of Patients satisfied with the time they had to wait for an appointment	0	0	N/A	88.4%	89.1%	88.9%

* This is based on patients treated on this contract for their most recent course of treatment. Figures in italics indicate the base number of FP17s or Patient Questionnaire responses are less than 100. N/A is shown where the base number of responses is less than 10 during the period. % is calculated as Quantity/Base number*100

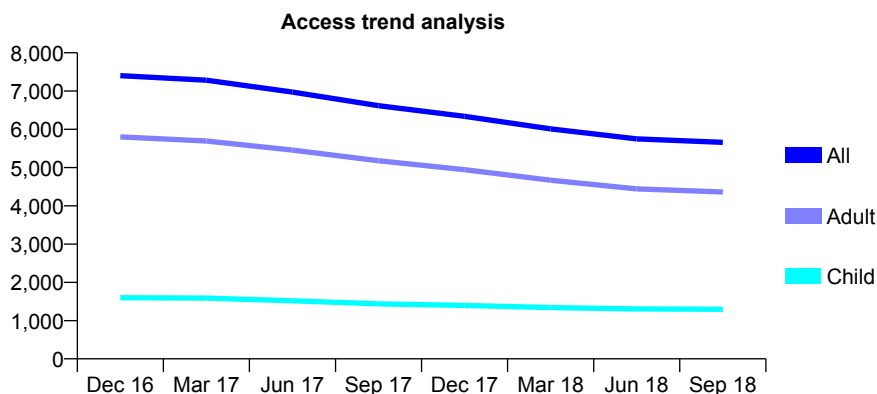
Q56 - Vital Signs At a Glance Contract Report for 101281/0058 - September 2018

Name or company name	OASIS DENTAL CARE LTD
Contract type name	GDS Contract
Purpose of contract	General and Orthodontic
Contract start date	01/04/2006
Contract end date	

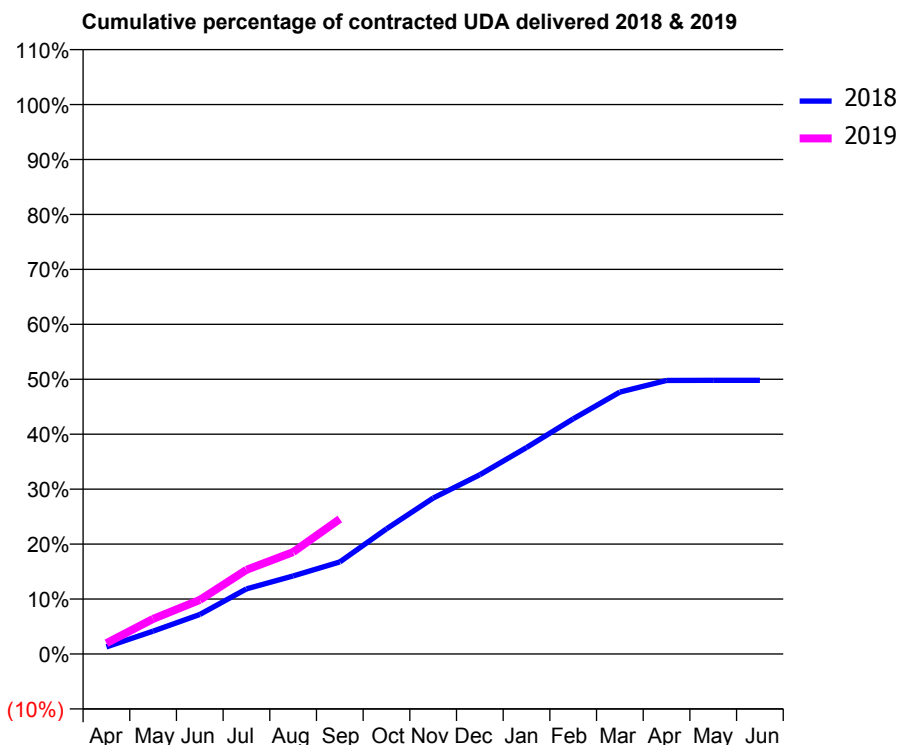
18/19 Contracted general activity (UDA)	23,334
Carry forward general activity (UDA)	0
18/19 Contracted orthodontic activity (UOA)	383
Carry forward orthodontic activity (UOA)	0
Baseline contract value	£568,383.66

ACCESS*

Patients seen in 24 months	Total	Change since previous quarter
Quarter ending September 2017	6,617	
Quarter ending December 2017	6,340	↓
Quarter ending March 2018	6,010	↓
Quarter ending June 2018	5,749	↓
Quarter ending September 2018	5,659	↓
Variance since September 2017	(14.5%)	↓



ACTIVITY



Month	Adjusted Scheduled Activity (UDA)	
	2018	2019
April	302	462
May	970	1,491
June	1,680	2,297
July	2,765	3,573
August	3,317	4,331
September	3,910	5,731
October	5,313	
November	6,620	
December	7,614	
January	8,768	
February	9,985	
March	11,125	
April	11,619	
May	11,621	
June	11,621	

QUALITY

	Quantity	Base Number	Contract	AT	Region	England
% of FP17s for the same patient ID Re-attending within 3 months - Children	64	919	7.0%	10.6%	11.4%	11.6%
% of FP17s for the same patient ID Re-attending within 3 months - Adults	367	2,811	13.1%	14.0%	15.0%	15.5%
% of FP17s for the same patient ID Re-attending between 3 & 9 months - Children	470	919	51.1%	59.8%	59.9%	58.8%
% of FP17s for the same patient ID Re-attending between 3 & 9 months - Adults	1,521	2,811	54.1%	49.1%	52.0%	51.1%
% of FP17s for Band 1 Urgent Courses	376	3,459	10.9%	9.1%	8.0%	9.0%
% of FP17s Relating to Free Repair or Replacements	43	3,459	1.2%	0.7%	0.8%	0.8%
% of FP17s Relating to Continuations	42	3,459	1.2%	1.0%	0.9%	0.9%
% of Patients satisfied with the dentistry they have received	4	4	N/A	93.6%	93.5%	93.3%
% of Patients satisfied with the time they had to wait for an appointment	3	4	N/A	88.4%	89.1%	88.9%

* This is based on patients treated on this contract for their most recent course of treatment. Figures in italics indicate the base number of FP17s or Patient Questionnaire responses are less than 100. N/A is shown where the base number of responses is less than 10 during the period. % is calculated as Quantity/Base number*100

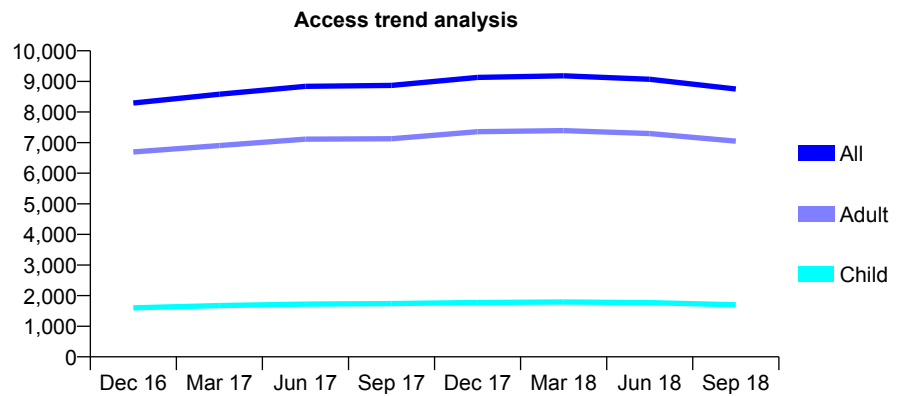
Q56 - Vital Signs At a Glance Contract Report for 101281/0195 - September 2018

Name or company name	OASIS DENTAL CARE LTD
Contract type name	GDS Contract
Purpose of contract	General
Contract start date	13/02/2009
Contract end date	

18/19 Contracted general activity (UDA)	28,270
Carry forward general activity (UDA)	0
18/19 Contracted orthodontic activity (UOA)	0
Carry forward orthodontic activity (UOA)	0
Baseline contract value	£652,196.81

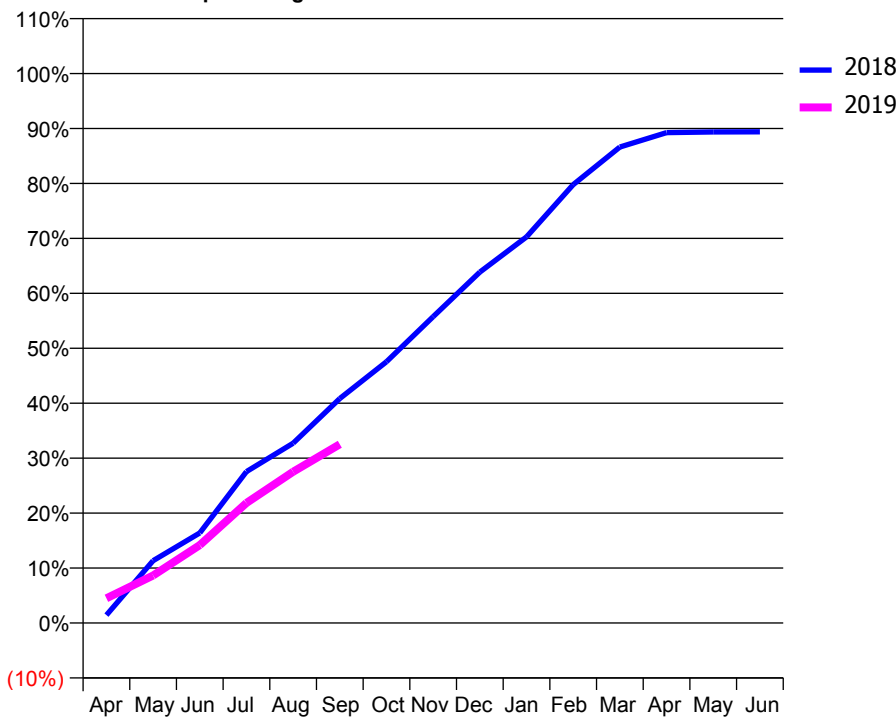
ACCESS*

Patients seen in 24 months	Total	Change since previous quarter
Quarter ending September 2017	8,870	
Quarter ending December 2017	9,131	↑
Quarter ending March 2018	9,185	→
Quarter ending June 2018	9,068	↓
Quarter ending September 2018	8,750	↓
Variance since September 2017	(1.4%)	↓



ACTIVITY

Cumulative percentage of contracted UDA delivered 2018 & 2019



Month	Adjusted Scheduled Activity (UDA)	
	2018	2019
April	409	1,273
May	3,208	2,446
June	4,633	4,009
July	7,786	6,180
August	9,252	7,782
September	11,546	9,196
October	13,442	
November	15,760	
December	18,051	
January	19,864	
February	22,554	
March	24,488	
April	25,232	
May	25,263	
June	25,269	

QUALITY

	Quantity	Base Number	Contract	AT	Region	England
% of FP17s for the same patient ID Re-attending within 3 months - Children	57	1,053	5.4%	10.6%	11.4%	11.6%
% of FP17s for the same patient ID Re-attending within 3 months - Adults	530	4,334	12.2%	14.0%	15.0%	15.5%
% of FP17s for the same patient ID Re-attending between 3 & 9 months - Children	654	1,053	62.1%	59.8%	59.9%	58.8%
% of FP17s for the same patient ID Re-attending between 3 & 9 months - Adults	2,786	4,334	64.3%	49.1%	52.0%	51.1%
% of FP17s for Band 1 Urgent Courses	502	5,071	9.9%	9.1%	8.0%	9.0%
% of FP17s Relating to Free Repair or Replacements	86	5,071	1.7%	0.7%	0.8%	0.8%
% of FP17s Relating to Continuations	59	5,071	1.2%	1.0%	0.9%	0.9%
% of Patients satisfied with the dentistry they have received	3	3	N/A	93.6%	93.5%	93.3%
% of Patients satisfied with the time they had to wait for an appointment	2	3	N/A	88.4%	89.1%	88.9%

* This is based on patients treated on this contract for their most recent course of treatment. Figures in italics indicate the base number of FP17s or Patient Questionnaire responses are less than 100. N/A is shown where the base number of responses is less than 10 during the period. % is calculated as Quantity/Base number*100

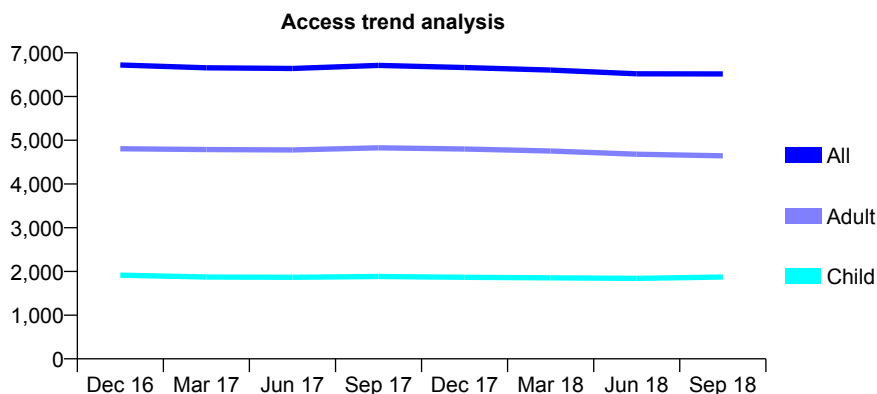
Q56 - Vital Signs At a Glance Contract Report for 101281/0198 - September 2018

Name or company name	OASIS DENTAL CARE LTD
Contract type name	PDS Contract
Purpose of contract	General
Contract start date	27/04/2009
Contract end date	31/03/2020

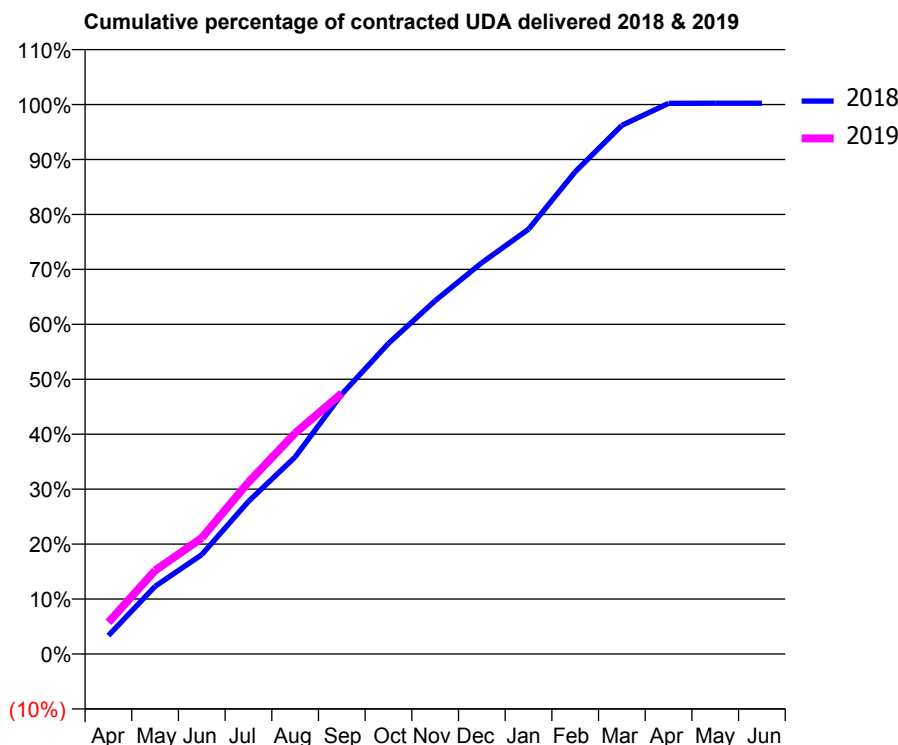
18/19 Contracted general activity (UDA)	17,904
Carry forward general activity (UDA)	0
18/19 Contracted orthodontic activity (UOA)	0
Carry forward orthodontic activity (UOA)	0
Baseline contract value	£413,057.99

ACCESS*

Patients seen in 24 months	Total	Change since previous quarter
Quarter ending September 2017	6,712	
Quarter ending December 2017	6,662	→
Quarter ending March 2018	6,605	→
Quarter ending June 2018	6,520	↓
Quarter ending September 2018	6,516	→
Variance since September 2017	(2.9%)	↓



ACTIVITY



Month	Adjusted Scheduled Activity (UDA)	
	2018	2019
April	602	1,033
May	2,203	2,723
June	3,241	3,781
July	4,971	5,599
August	6,420	7,198
September	8,466	8,495
October	10,120	
November	11,512	
December	12,751	
January	13,840	
February	15,714	
March	17,225	
April	17,940	
May	17,947	
June	17,947	

QUALITY

	Quantity	Base Number	Contract	AT	Region	England
% of FP17s for the same patient ID Re-attending within 3 months - Children	96	1,525	6.3%	10.6%	11.4%	11.6%
% of FP17s for the same patient ID Re-attending within 3 months - Adults	593	3,740	15.9%	14.0%	15.0%	15.5%
% of FP17s for the same patient ID Re-attending between 3 & 9 months - Children	961	1,525	63.0%	59.8%	59.9%	58.8%
% of FP17s for the same patient ID Re-attending between 3 & 9 months - Adults	1,880	3,740	50.3%	49.1%	52.0%	51.1%
% of FP17s for Band 1 Urgent Courses	297	4,934	6.0%	9.1%	8.0%	9.0%
% of FP17s Relating to Free Repair or Replacements	98	4,934	2.0%	0.7%	0.8%	0.8%
% of FP17s Relating to Continuations	129	4,934	2.6%	1.0%	0.9%	0.9%
% of Patients satisfied with the dentistry they have received	5	5	N/A	93.6%	93.5%	93.3%
% of Patients satisfied with the time they had to wait for an appointment	5	5	N/A	88.4%	89.1%	88.9%

* This is based on patients treated on this contract for their most recent course of treatment. Figures in italics indicate the base number of FP17s or Patient Questionnaire responses are less than 100. N/A is shown where the base number of responses is less than 10 during the period. % is calculated as Quantity/Base number*100

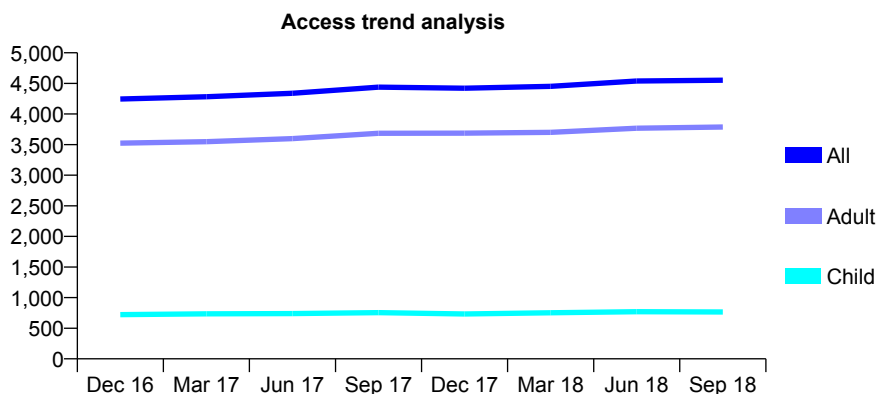
Q56 - Vital Signs At a Glance Contract Report for 101338/0092 - September 2018

Name or company name	Whitecross Dental Care Limited
Contract type name	GDS Contract
Purpose of contract	General
Contract start date	28/07/2009
Contract end date	

18/19 Contracted general activity (UDA)	13,186
Carry forward general activity (UDA)	0
18/19 Contracted orthodontic activity (UOA)	0
Carry forward orthodontic activity (UOA)	0
Baseline contract value	£336,122.27

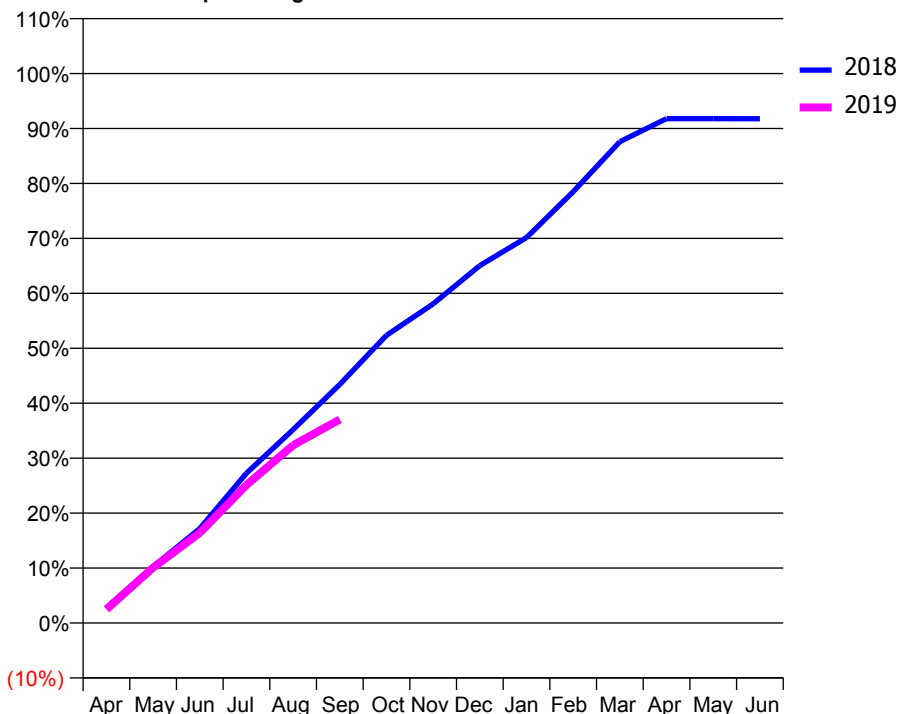
ACCESS*

Patients seen in 24 months	Total	Change since previous quarter
Quarter ending September 2017	4,439	
Quarter ending December 2017	4,421	→
Quarter ending March 2018	4,453	→
Quarter ending June 2018	4,540	→
Quarter ending September 2018	4,553	→
Variance since September 2017	2.6%	↑



ACTIVITY

Cumulative percentage of contracted UDA delivered 2018 & 2019



Month	Adjusted Scheduled Activity (UDA)	
	2018	2019
April	365	329
May	1,354	1,330
June	2,268	2,165
July	3,594	3,314
August	4,643	4,268
September	5,726	4,883
October	6,904	
November	7,657	
December	8,578	
January	9,250	
February	10,351	
March	11,548	
April	12,103	
May	12,103	
June	12,100	

QUALITY

	Quantity	Base Number	Contract	AT	Region	England
% of FP17s for the same patient ID Re-attending within 3 months - Children	10	389	2.6%	10.6%	11.4%	11.6%
% of FP17s for the same patient ID Re-attending within 3 months - Adults	217	1,945	11.2%	14.0%	15.0%	15.5%
% of FP17s for the same patient ID Re-attending between 3 & 9 months - Children	125	389	32.1%	59.8%	59.9%	58.8%
% of FP17s for the same patient ID Re-attending between 3 & 9 months - Adults	605	1,945	31.1%	49.1%	52.0%	51.1%
% of FP17s for Band 1 Urgent Courses	192	2,143	9.0%	9.1%	8.0%	9.0%
% of FP17s Relating to Free Repair or Replacements	5	2,143	0.2%	0.7%	0.8%	0.8%
% of FP17s Relating to Continuations	24	2,143	1.1%	1.0%	0.9%	0.9%
% of Patients satisfied with the dentistry they have received	1	1	N/A	93.6%	93.5%	93.3%
% of Patients satisfied with the time they had to wait for an appointment	1	1	N/A	88.4%	89.1%	88.9%

* This is based on patients treated on this contract for their most recent course of treatment. Figures in italics indicate the base number of FP17s or Patient Questionnaire responses are less than 100. N/A is shown where the base number of responses is less than 10 during the period. % is calculated as Quantity/Base number*100

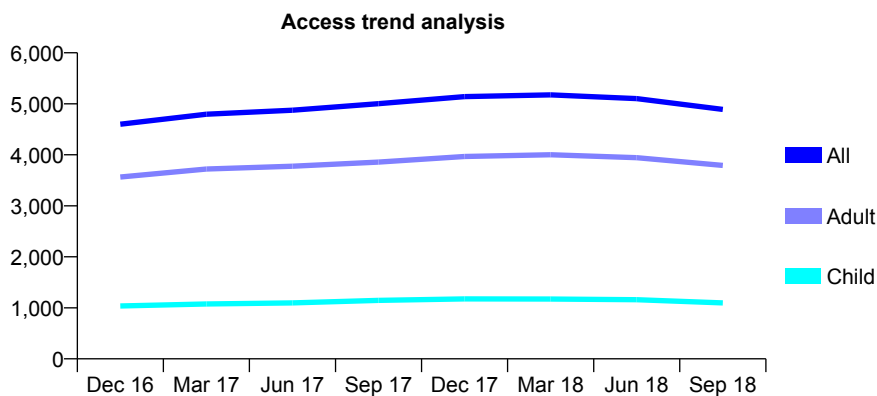
Q56 - Vital Signs At a Glance Contract Report for 101338/0101 - September 2018

Name or company name	Whitecross Dental Care Limited
Contract type name	GDS Contract
Purpose of contract	General
Contract start date	01/10/2009
Contract end date	

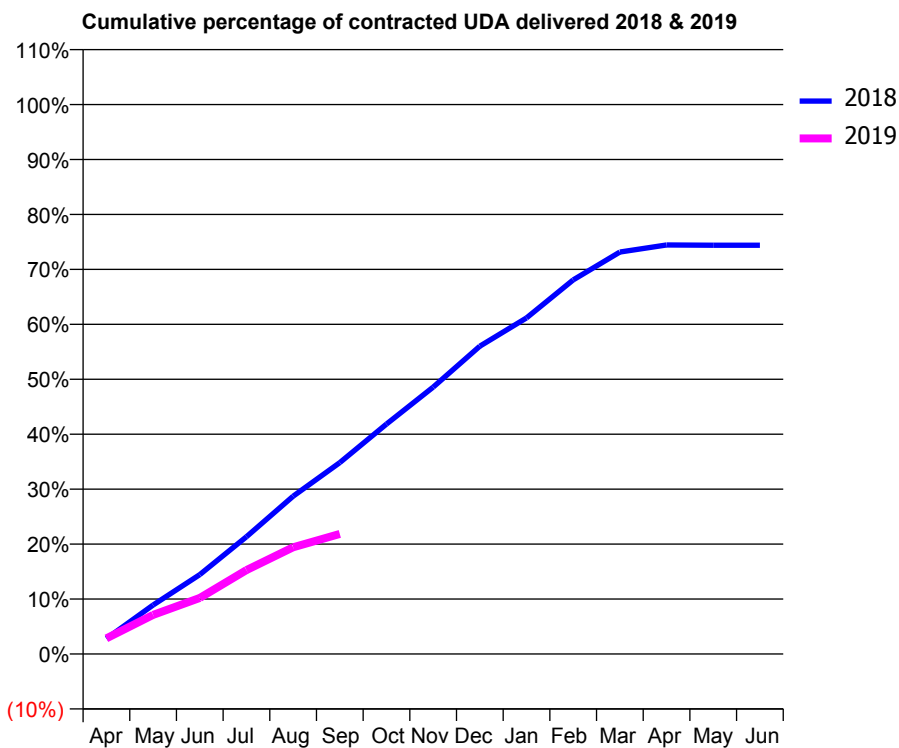
18/19 Contracted general activity (UDA)	14,000
Carry forward general activity (UDA)	0
18/19 Contracted orthodontic activity (UOA)	0
Carry forward orthodontic activity (UOA)	0
Baseline contract value	£348,608.64

ACCESS*

Patients seen in 24 months	Total	Change since previous quarter
Quarter ending September 2017	5,003	
Quarter ending December 2017	5,142	↑
Quarter ending March 2018	5,174	→
Quarter ending June 2018	5,103	↓
Quarter ending September 2018	4,890	↓
Variance since September 2017	(2.3%)	↓



ACTIVITY



Month	Adjusted Scheduled Activity (UDA)	
	2018	2019
April	393	400
May	1,249	996
June	2,023	1,428
July	2,987	2,138
August	4,020	2,721
September	4,877	3,058
October	5,858	
November	6,801	
December	7,844	
January	8,563	
February	9,533	
March	10,242	
April	10,420	
May	10,415	
June	10,415	

QUALITY

	Quantity	Base Number	Contract	AT	Region	England
% of FP17s for the same patient ID Re-attending within 3 months - Children	10	396	2.5%	10.6%	11.4%	11.6%
% of FP17s for the same patient ID Re-attending within 3 months - Adults	98	1,423	6.9%	14.0%	15.0%	15.5%
% of FP17s for the same patient ID Re-attending between 3 & 9 months - Children	196	396	49.5%	59.8%	59.9%	58.8%
% of FP17s for the same patient ID Re-attending between 3 & 9 months - Adults	613	1,423	43.1%	49.1%	52.0%	51.1%
% of FP17s for Band 1 Urgent Courses	137	1,724	7.9%	9.1%	8.0%	9.0%
% of FP17s Relating to Free Repair or Replacements	17	1,724	1.0%	0.7%	0.8%	0.8%
% of FP17s Relating to Continuations	15	1,724	0.9%	1.0%	0.9%	0.9%
% of Patients satisfied with the dentistry they have received	1	1	N/A	93.6%	93.5%	93.3%
% of Patients satisfied with the time they had to wait for an appointment	1	1	N/A	88.4%	89.1%	88.9%

* This is based on patients treated on this contract for their most recent course of treatment. Figures in italics indicate the base number of FP17s or Patient Questionnaire responses are less than 100. N/A is shown where the base number of responses is less than 10 during the period. % is calculated as Quantity/Base number*100

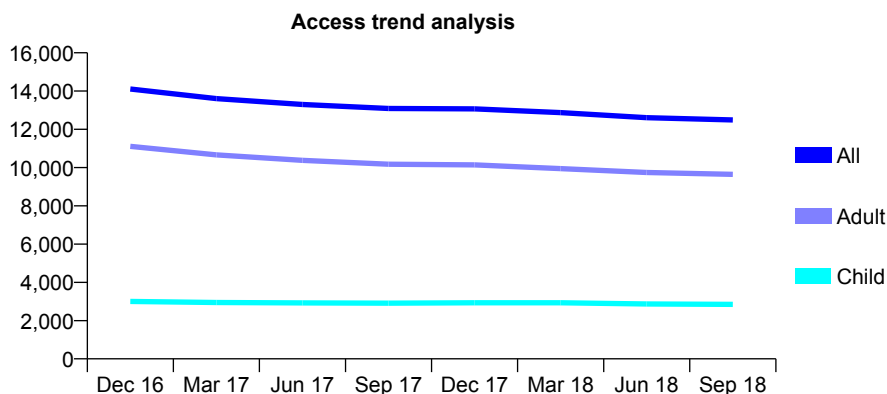
Q56 - Vital Signs At a Glance Contract Report for 101338/0125 - September 2018

Name or company name	Whitecross Dental Care Limited
Contract type name	GDS Contract
Purpose of contract	General
Contract start date	01/10/2010
Contract end date	

18/19 Contracted general activity (UDA)	45,000
Carry forward general activity (UDA)	0
18/19 Contracted orthodontic activity (UOA)	0
Carry forward orthodontic activity (UOA)	0
Baseline contract value	£1,187,006.81

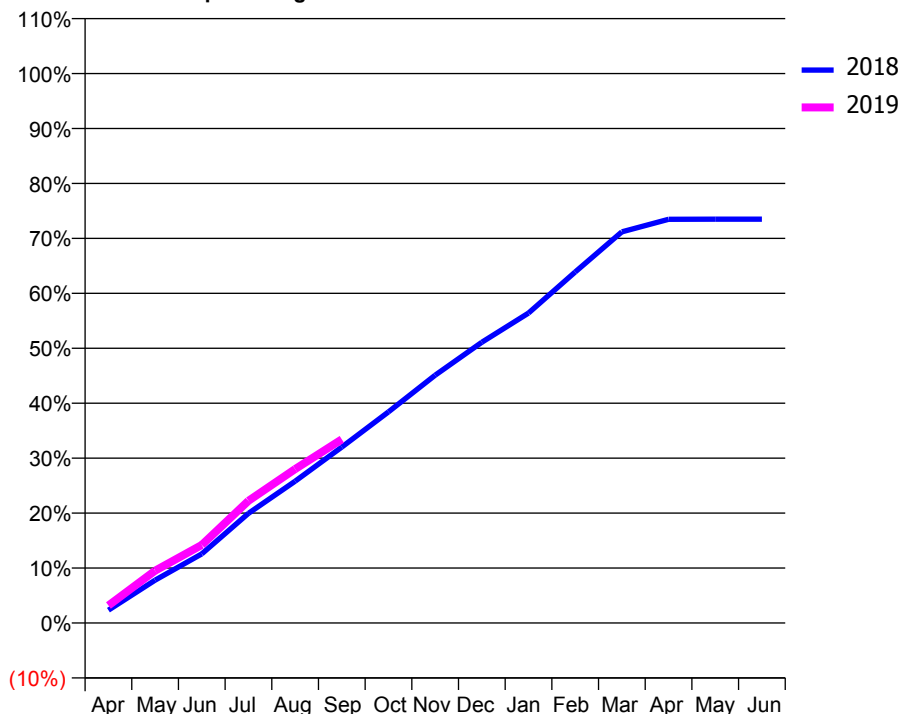
ACCESS*

Patients seen in 24 months	Total	Change since previous quarter
Quarter ending September 2017	13,088	
Quarter ending December 2017	13,071	→
Quarter ending March 2018	12,874	↓
Quarter ending June 2018	12,611	↓
Quarter ending September 2018	12,492	→
Variance since September 2017	(4.6%)	↓



ACTIVITY

Cumulative percentage of contracted UDA delivered 2018 & 2019



Month	Adjusted Scheduled Activity (UDA)	
	2018	2019
April	1,056	1,435
May	3,516	4,286
June	5,658	6,393
July	8,979	10,004
August	11,610	12,608
September	14,404	15,039
October	17,293	
November	20,295	
December	22,995	
January	25,380	
February	28,749	
March	32,037	
April	33,061	
May	33,072	
June	33,072	

QUALITY

	Quantity	Base Number	Contract	AT	Region	England
% of FP17s for the same patient ID Re-attending within 3 months - Children	77	1,702	4.5%	10.6%	11.4%	11.6%
% of FP17s for the same patient ID Re-attending within 3 months - Adults	441	4,965	8.9%	14.0%	15.0%	15.5%
% of FP17s for the same patient ID Re-attending between 3 & 9 months - Children	881	1,702	51.8%	59.8%	59.9%	58.8%
% of FP17s for the same patient ID Re-attending between 3 & 9 months - Adults	2,026	4,965	40.8%	49.1%	52.0%	51.1%
% of FP17s for Band 1 Urgent Courses	374	6,293	5.9%	9.1%	8.0%	9.0%
% of FP17s Relating to Free Repair or Replacements	24	6,293	0.4%	0.7%	0.8%	0.8%
% of FP17s Relating to Continuations	67	6,293	1.1%	1.0%	0.9%	0.9%
% of Patients satisfied with the dentistry they have received	5	6	N/A	93.6%	93.5%	93.3%
% of Patients satisfied with the time they had to wait for an appointment	5	6	N/A	88.4%	89.1%	88.9%

* This is based on patients treated on this contract for their most recent course of treatment. Figures in italics indicate the base number of FP17s or Patient Questionnaire responses are less than 100. N/A is shown where the base number of responses is less than 10 during the period. % is calculated as Quantity/Base number*100

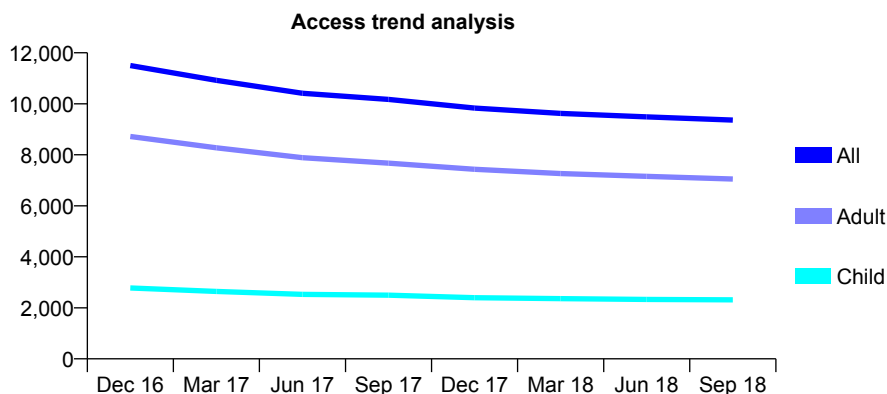
Q56 - Vital Signs At a Glance Contract Report for 101338/0126 - September 2018

Name or company name	Whitecross Dental Care Limited
Contract type name	GDS Contract
Purpose of contract	General
Contract start date	01/10/2010
Contract end date	

18/19 Contracted general activity (UDA)	41,356
Carry forward general activity (UDA)	0
18/19 Contracted orthodontic activity (UOA)	0
Carry forward orthodontic activity (UOA)	0
Baseline contract value	£1,090,679.93

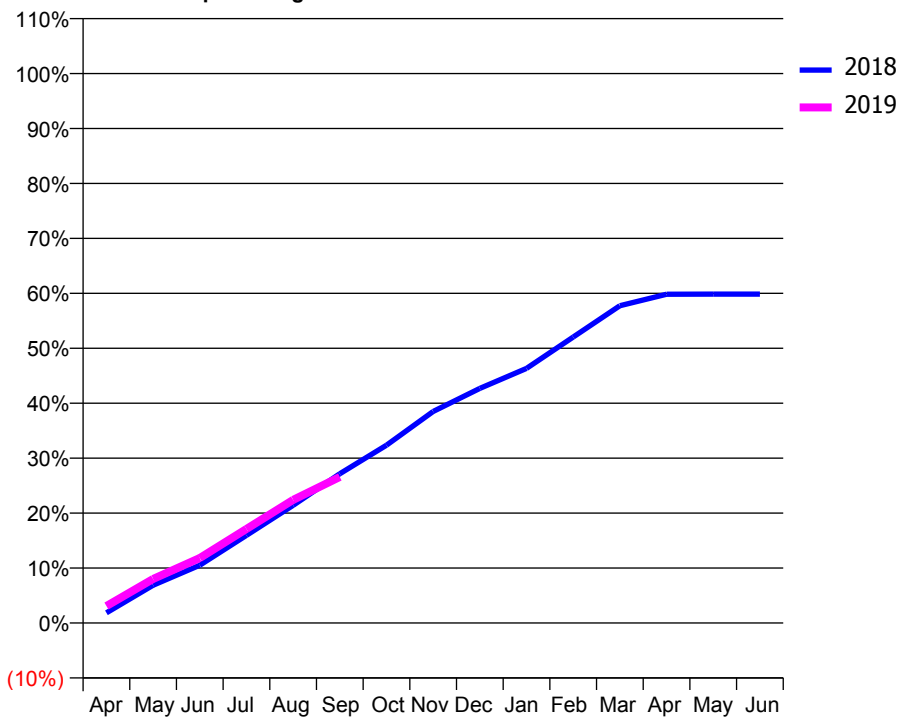
ACCESS*

Patients seen in 24 months	Total	Change since previous quarter
Quarter ending September 2017	10,170	
Quarter ending December 2017	9,832	↓
Quarter ending March 2018	9,626	↓
Quarter ending June 2018	9,486	↓
Quarter ending September 2018	9,363	↓
Variance since September 2017	(7.9%)	↓



ACTIVITY

Cumulative percentage of contracted UDA delivered 2018 & 2019



Month	Adjusted Scheduled Activity (UDA)	
	2018	2019
April	768	1,276
May	2,843	3,318
June	4,348	4,888
July	6,602	7,080
August	8,857	9,272
September	11,239	10,995
October	13,385	
November	15,918	
December	17,658	
January	19,161	
February	21,519	
March	23,885	
April	24,746	
May	24,750	
June	24,750	

QUALITY

	Quantity	Base Number	Contract	AT	Region	England
% of FP17s for the same patient ID Re-attending within 3 months - Children	71	1,442	4.9%	10.6%	11.4%	11.6%
% of FP17s for the same patient ID Re-attending within 3 months - Adults	376	4,261	8.8%	14.0%	15.0%	15.5%
% of FP17s for the same patient ID Re-attending between 3 & 9 months - Children	709	1,442	49.2%	59.8%	59.9%	58.8%
% of FP17s for the same patient ID Re-attending between 3 & 9 months - Adults	2,058	4,261	48.3%	49.1%	52.0%	51.1%
% of FP17s for Band 1 Urgent Courses	374	5,355	7.0%	9.1%	8.0%	9.0%
% of FP17s Relating to Free Repair or Replacements	27	5,355	0.5%	0.7%	0.8%	0.8%
% of FP17s Relating to Continuations	53	5,355	1.0%	1.0%	0.9%	0.9%
% of Patients satisfied with the dentistry they have received	9	9	N/A	93.6%	93.5%	93.3%
% of Patients satisfied with the time they had to wait for an appointment	8	9	N/A	88.4%	89.1%	88.9%

* This is based on patients treated on this contract for their most recent course of treatment. Figures in italics indicate the base number of FP17s or Patient Questionnaire responses are less than 100. N/A is shown where the base number of responses is less than 10 during the period. % is calculated as Quantity/Base number*100

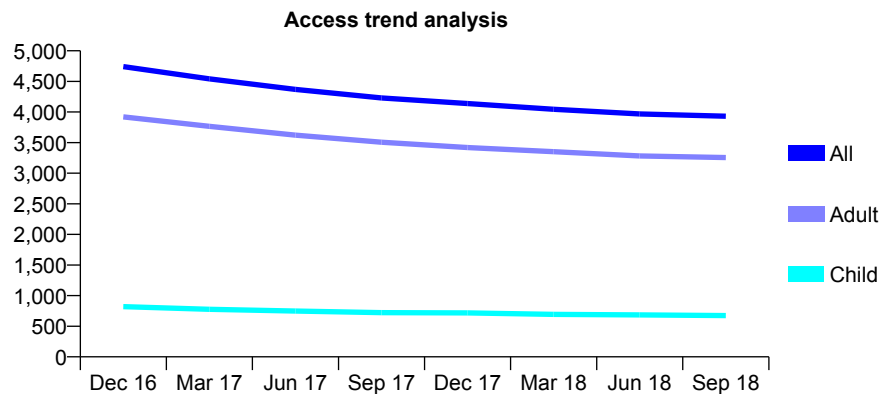
Q56 - Vital Signs At a Glance Contract Report for 101338/0127 - September 2018

Name or company name	Whitecross Dental Care Limited
Contract type name	GDS Contract
Purpose of contract	General
Contract start date	01/10/2010
Contract end date	

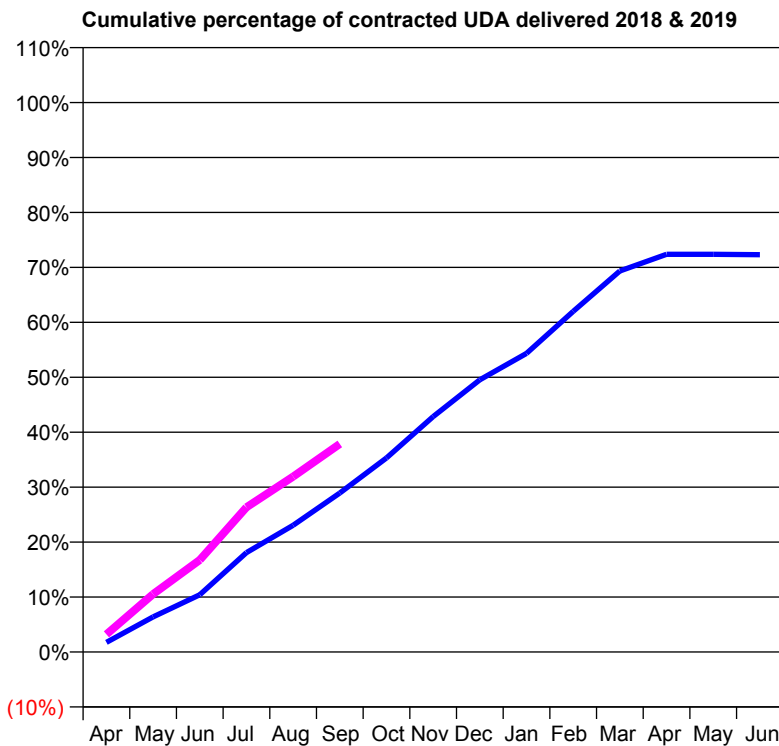
18/19 Contracted general activity (UDA)	15,000
Carry forward general activity (UDA)	0
18/19 Contracted orthodontic activity (UOA)	0
Carry forward orthodontic activity (UOA)	0
Baseline contract value	£396,206.50

ACCESS*

Patients seen in 24 months	Total	Change since previous quarter
Quarter ending September 2017	4,230	
Quarter ending December 2017	4,138	↓
Quarter ending March 2018	4,044	↓
Quarter ending June 2018	3,968	↓
Quarter ending September 2018	3,931	→
Variance since September 2017	(7.1%)	↓



ACTIVITY



Month	Adjusted Scheduled Activity (UDA)	
	2018	2019
April	262	482
May	958	1,580
June	1,564	2,515
July	2,713	3,951
August	3,460	4,789
September	4,342	5,681
October	5,299	
November	6,428	
December	7,429	
January	8,153	
February	9,298	
March	10,403	
April	10,855	
May	10,856	
June	10,846	

QUALITY

	Quantity	Base Number	Contract	AT	Region	England
% of FP17s for the same patient ID Re-attending within 3 months - Children	34	479	7.1%	10.6%	11.4%	11.6%
% of FP17s for the same patient ID Re-attending within 3 months - Adults	359	2,393	15.0%	14.0%	15.0%	15.5%
% of FP17s for the same patient ID Re-attending between 3 & 9 months - Children	302	479	63.0%	59.8%	59.9%	58.8%
% of FP17s for the same patient ID Re-attending between 3 & 9 months - Adults	1,359	2,393	56.8%	49.1%	52.0%	51.1%
% of FP17s for Band 1 Urgent Courses	104	2,665	3.9%	9.1%	8.0%	9.0%
% of FP17s Relating to Free Repair or Replacements	36	2,665	1.4%	0.7%	0.8%	0.8%
% of FP17s Relating to Continuations	70	2,665	2.6%	1.0%	0.9%	0.9%
% of Patients satisfied with the dentistry they have received	3	3	N/A	93.6%	93.5%	93.3%
% of Patients satisfied with the time they had to wait for an appointment	2	3	N/A	88.4%	89.1%	88.9%

* This is based on patients treated on this contract for their most recent course of treatment. Figures in italics indicate the base number of FP17s or Patient Questionnaire responses are less than 100. N/A is shown where the base number of responses is less than 10 during the period. % is calculated as Quantity/Base number*100

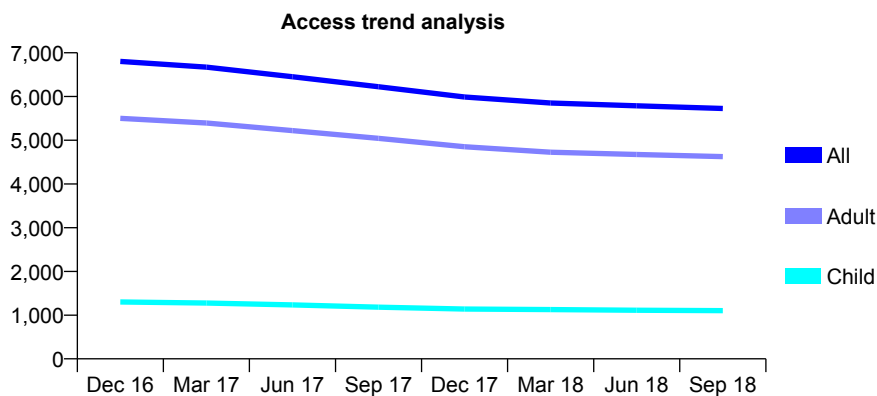
Q56 - Vital Signs At a Glance Contract Report for 101338/0128 - September 2018

Name or company name	Whitecross Dental Care Limited
Contract type name	GDS Contract
Purpose of contract	General
Contract start date	01/10/2010
Contract end date	

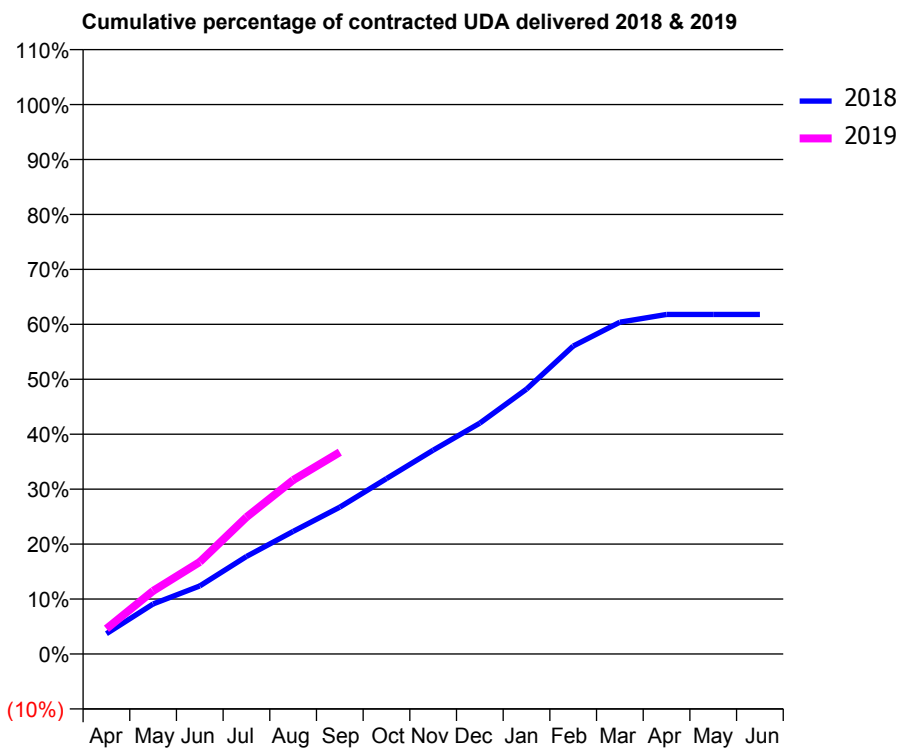
18/19 Contracted general activity (UDA)	21,000
Carry forward general activity (UDA)	0
18/19 Contracted orthodontic activity (UOA)	0
Carry forward orthodontic activity (UOA)	0
Baseline contract value	£558,950.13

ACCESS*

Patients seen in 24 months	Total	Change since previous quarter
Quarter ending September 2017	6,224	
Quarter ending December 2017	5,990	↓
Quarter ending March 2018	5,853	↓
Quarter ending June 2018	5,787	↓
Quarter ending September 2018	5,726	↓
Variance since September 2017	(8.0%)	↓



ACTIVITY



Adjusted Scheduled Activity (UDA)		
Month	2018	2019
April	775	963
May	1,915	2,411
June	2,602	3,519
July	3,725	5,232
August	4,687	6,650
September	5,613	7,712
October	6,704	
November	7,792	
December	8,823	
January	10,124	
February	11,768	
March	12,682	
April	12,977	
May	12,978	
June	12,979	

QUALITY

	Quantity	Base Number	Contract	AT	Region	England
% of FP17s for the same patient ID Re-attending within 3 months - Children	42	826	5.1%	10.6%	11.4%	11.6%
% of FP17s for the same patient ID Re-attending within 3 months - Adults	325	2,870	11.3%	14.0%	15.0%	15.5%
% of FP17s for the same patient ID Re-attending between 3 & 9 months - Children	460	826	55.7%	59.8%	59.9%	58.8%
% of FP17s for the same patient ID Re-attending between 3 & 9 months - Adults	1,115	2,870	38.9%	49.1%	52.0%	51.1%
% of FP17s for Band 1 Urgent Courses	247	3,519	7.0%	9.1%	8.0%	9.0%
% of FP17s Relating to Free Repair or Replacements	7	3,519	0.2%	0.7%	0.8%	0.8%
% of FP17s Relating to Continuations	50	3,519	1.4%	1.0%	0.9%	0.9%
% of Patients satisfied with the dentistry they have received	2	2	N/A	93.6%	93.5%	93.3%
% of Patients satisfied with the time they had to wait for an appointment	0	2	N/A	88.4%	89.1%	88.9%

* This is based on patients treated on this contract for their most recent course of treatment. Figures in italics indicate the base number of FP17s or Patient Questionnaire responses are less than 100. N/A is shown where the base number of responses is less than 10 during the period. % is calculated as Quantity/Base number*100

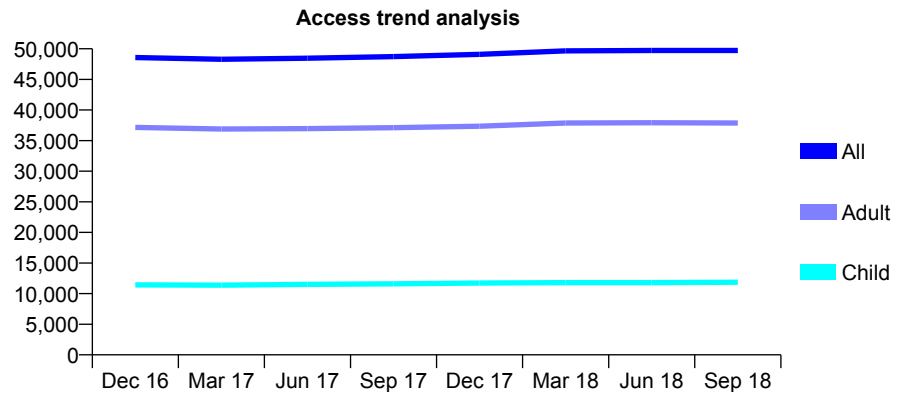
Q56 - Vital Signs At a Glance Contract Report for 101370/0004 - September 2018

Name or company name	Petrie Tucker & Partners Ltd
Contract type name	GDS Contract
Purpose of contract	General
Contract start date	01/04/2006
Contract end date	

18/19 Contracted general activity (UDA)	144,576
Carry forward general activity (UDA)	0
18/19 Contracted orthodontic activity (UOA)	0
Carry forward orthodontic activity (UOA)	0
Baseline contract value	£3,742,506.98

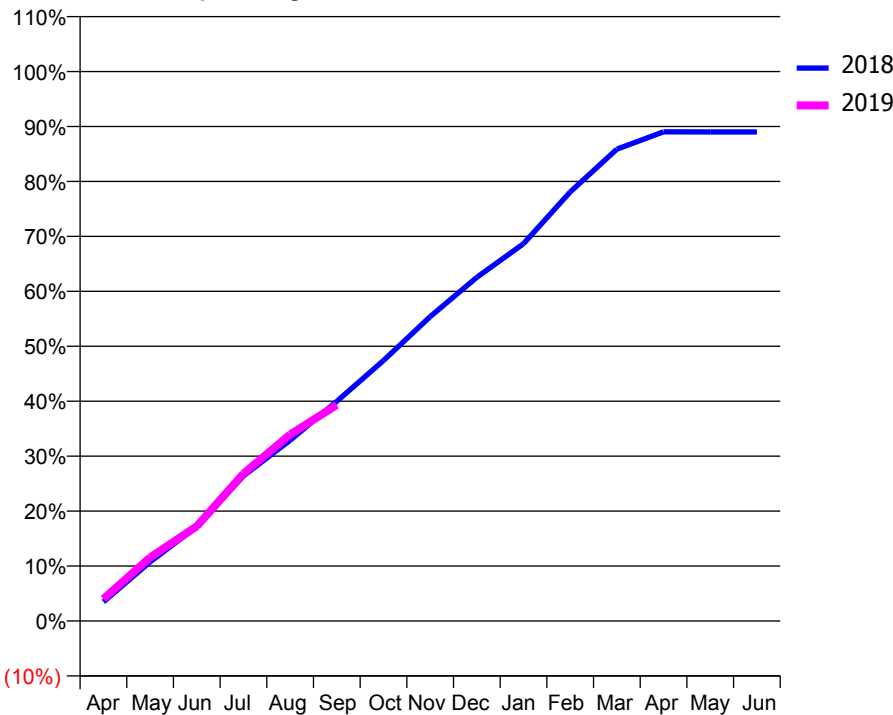
ACCESS*

Patients seen in 24 months	Total	Change since previous quarter
Quarter ending September 2017	48,724	
Quarter ending December 2017	49,086	→
Quarter ending March 2018	49,663	→
Quarter ending June 2018	49,724	→
Quarter ending September 2018	49,737	→
Variance since September 2017	2.1%	↑



ACTIVITY

Cumulative percentage of contracted UDA delivered 2018 & 2019



Month	Adjusted Scheduled Activity (UDA)	
	2018	2019
April	5,041	5,815
May	15,543	16,702
June	24,823	24,941
July	38,197	38,777
August	47,557	49,080
September	57,797	56,862
October	68,528	
November	80,094	
December	90,417	
January	99,272	
February	112,888	
March	124,158	
April	128,693	
May	128,660	
June	128,658	

QUALITY

	Quantity	Base Number	Contract	AT	Region	England
% of FP17s for the same patient ID Re-attending within 3 months - Children	438	8,373	5.2%	10.6%	11.4%	11.6%
% of FP17s for the same patient ID Re-attending within 3 months - Adults	2,127	22,747	9.4%	14.0%	15.0%	15.5%
% of FP17s for the same patient ID Re-attending between 3 & 9 months - Children	5,115	8,373	61.1%	59.8%	59.9%	58.8%
% of FP17s for the same patient ID Re-attending between 3 & 9 months - Adults	11,304	22,747	49.7%	49.1%	52.0%	51.1%
% of FP17s for Band 1 Urgent Courses	995	29,056	3.4%	9.1%	8.0%	9.0%
% of FP17s Relating to Free Repair or Replacements	184	29,056	0.6%	0.7%	0.8%	0.8%
% of FP17s Relating to Continuations	427	29,056	1.5%	1.0%	0.9%	0.9%
% of Patients satisfied with the dentistry they have received	22	22	100.0%	93.6%	93.5%	93.3%
% of Patients satisfied with the time they had to wait for an appointment	20	22	90.9%	88.4%	89.1%	88.9%

* This is based on patients treated on this contract for their most recent course of treatment. Figures in italics indicate the base number of FP17s or Patient Questionnaire responses are less than 100. N/A is shown where the base number of responses is less than 10 during the period. % is calculated as Quantity/Base number*100

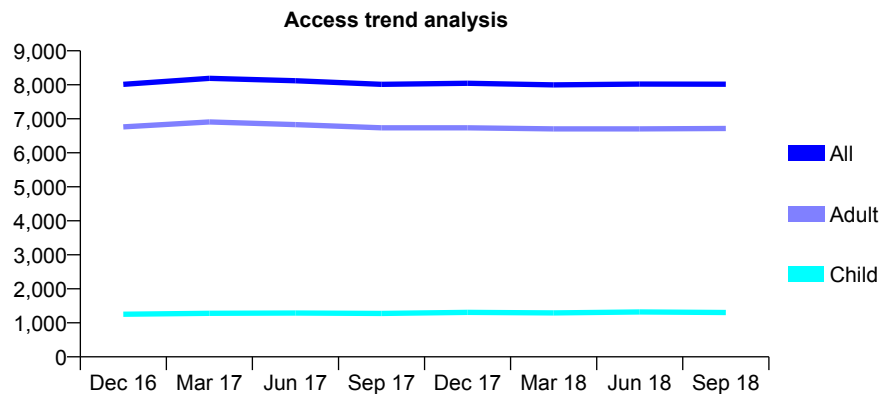
Q56 - Vital Signs At a Glance Contract Report for 101435/0009 - September 2018

Name or company name	IDH Limited
Contract type name	GDS Contract
Purpose of contract	General
Contract start date	01/04/2006
Contract end date	

18/19 Contracted general activity (UDA)	25,917
Carry forward general activity (UDA)	0
18/19 Contracted orthodontic activity (UOA)	0
Carry forward orthodontic activity (UOA)	0
Baseline contract value	£567,331.05

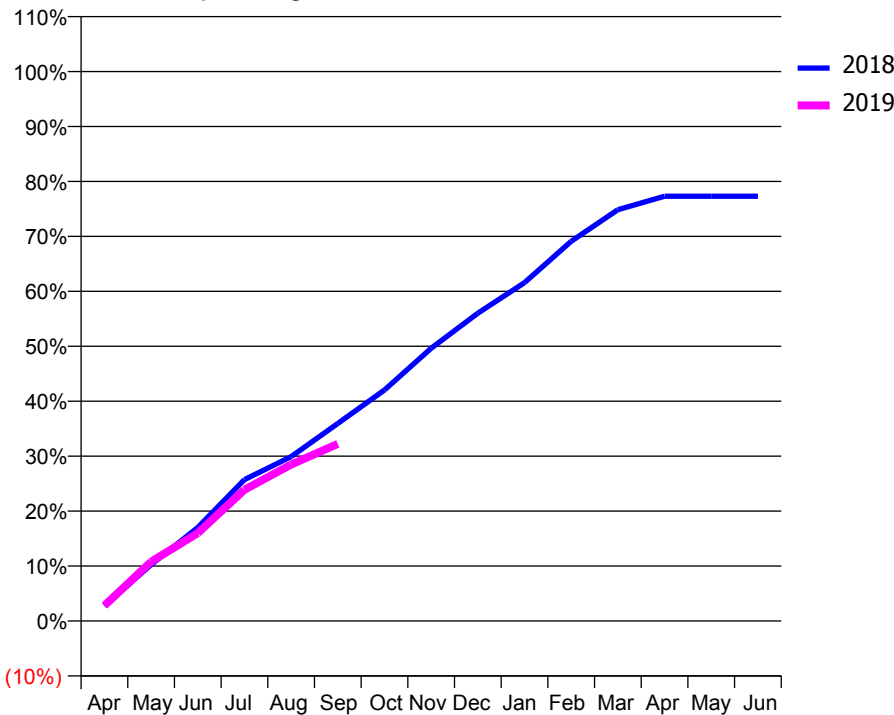
ACCESS*

Patients seen in 24 months	Total	Change since previous quarter
Quarter ending September 2017	8,014	
Quarter ending December 2017	8,045	→
Quarter ending March 2018	7,997	→
Quarter ending June 2018	8,020	→
Quarter ending September 2018	8,019	→
Variance since September 2017	0.1%	→



ACTIVITY

Cumulative percentage of contracted UDA delivered 2018 & 2019



Month	Adjusted Scheduled Activity (UDA)	
	2018	2019
April	716	728
May	2,654	2,793
June	4,411	4,145
July	6,673	6,194
August	7,752	7,380
September	9,320	8,357
October	10,896	
November	12,865	
December	14,521	
January	15,957	
February	17,907	
March	19,400	
April	20,034	
May	20,034	
June	20,034	

QUALITY

	Quantity	Base Number	Contract	AT	Region	England
% of FP17s for the same patient ID Re-attending within 3 months - Children	42	779	5.4%	10.6%	11.4%	11.6%
% of FP17s for the same patient ID Re-attending within 3 months - Adults	571	3,847	14.8%	14.0%	15.0%	15.5%
% of FP17s for the same patient ID Re-attending between 3 & 9 months - Children	419	779	53.8%	59.8%	59.9%	58.8%
% of FP17s for the same patient ID Re-attending between 3 & 9 months - Adults	1,519	3,847	39.5%	49.1%	52.0%	51.1%
% of FP17s for Band 1 Urgent Courses	344	4,317	8.0%	9.1%	8.0%	9.0%
% of FP17s Relating to Free Repair or Replacements	19	4,317	0.4%	0.7%	0.8%	0.8%
% of FP17s Relating to Continuations	107	4,317	2.5%	1.0%	0.9%	0.9%
% of Patients satisfied with the dentistry they have received	3	4	N/A	93.6%	93.5%	93.3%
% of Patients satisfied with the time they had to wait for an appointment	3	4	N/A	88.4%	89.1%	88.9%

* This is based on patients treated on this contract for their most recent course of treatment. Figures in italics indicate the base number of FP17s or Patient Questionnaire responses are less than 100. N/A is shown where the base number of responses is less than 10 during the period. % is calculated as Quantity/Base number*100

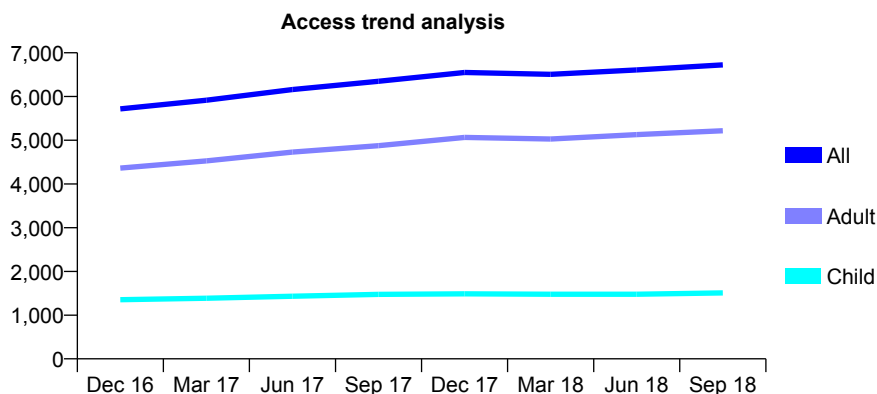
Q56 - Vital Signs At a Glance Contract Report for 101435/0010 - September 2018

Name or company name	IDH Limited
Contract type name	GDS Contract
Purpose of contract	General
Contract start date	01/04/2006
Contract end date	

18/19 Contracted general activity (UDA)	21,213
Carry forward general activity (UDA)	0
18/19 Contracted orthodontic activity (UOA)	0
Carry forward orthodontic activity (UOA)	0
Baseline contract value	£616,013.29

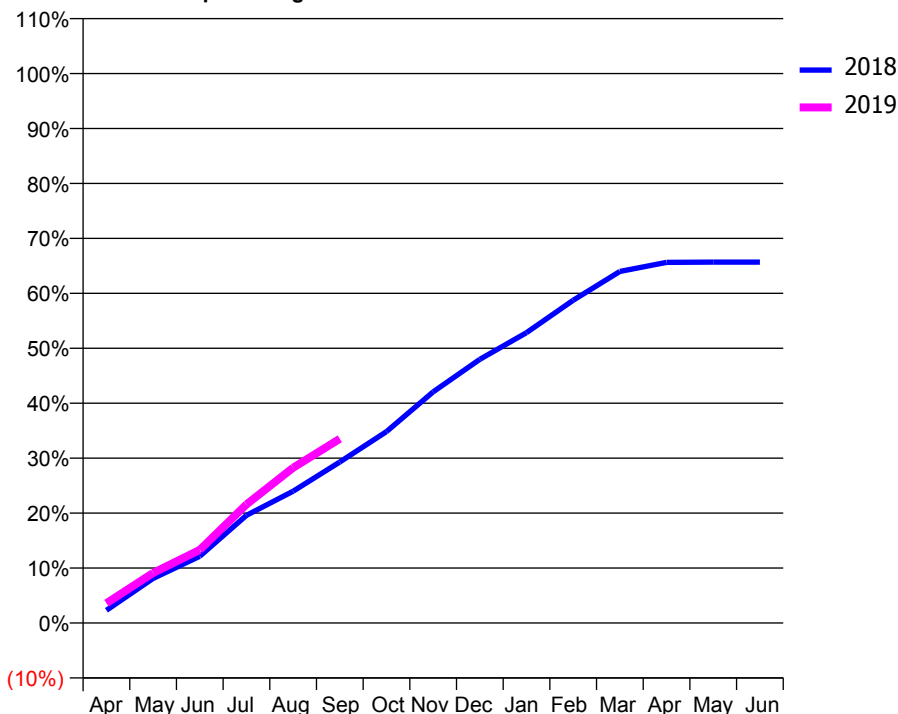
ACCESS*

Patients seen in 24 months	Total	Change since previous quarter
Quarter ending September 2017	6,349	
Quarter ending December 2017	6,551	↑
Quarter ending March 2018	6,507	→
Quarter ending June 2018	6,607	→
Quarter ending September 2018	6,723	→
Variance since September 2017	5.9%	↑



ACTIVITY

Cumulative percentage of contracted UDA delivered 2018 & 2019



Month	Adjusted Scheduled Activity (UDA)	
	2018	2019
April	490	767
May	1,721	1,935
June	2,578	2,826
July	4,158	4,577
August	5,087	5,995
September	6,216	7,112
October	7,387	
November	8,922	
December	10,180	
January	11,212	
February	12,459	
March	13,571	
April	13,922	
May	13,934	
June	13,931	

QUALITY

	Quantity	Base Number	Contract	AT	Region	England
% of FP17s for the same patient ID Re-attending within 3 months - Children	39	920	4.2%	10.6%	11.4%	11.6%
% of FP17s for the same patient ID Re-attending within 3 months - Adults	228	2,785	8.2%	14.0%	15.0%	15.5%
% of FP17s for the same patient ID Re-attending between 3 & 9 months - Children	394	920	42.8%	59.8%	59.9%	58.8%
% of FP17s for the same patient ID Re-attending between 3 & 9 months - Adults	1,045	2,785	37.5%	49.1%	52.0%	51.1%
% of FP17s for Band 1 Urgent Courses	176	3,537	5.0%	9.1%	8.0%	9.0%
% of FP17s Relating to Free Repair or Replacements	28	3,537	0.8%	0.7%	0.8%	0.8%
% of FP17s Relating to Continuations	27	3,537	0.8%	1.0%	0.9%	0.9%
% of Patients satisfied with the dentistry they have received	1	1	N/A	93.6%	93.5%	93.3%
% of Patients satisfied with the time they had to wait for an appointment	1	1	N/A	88.4%	89.1%	88.9%

* This is based on patients treated on this contract for their most recent course of treatment. Figures in italics indicate the base number of FP17s or Patient Questionnaire responses are less than 100. N/A is shown where the base number of responses is less than 10 during the period. % is calculated as Quantity/Base number*100

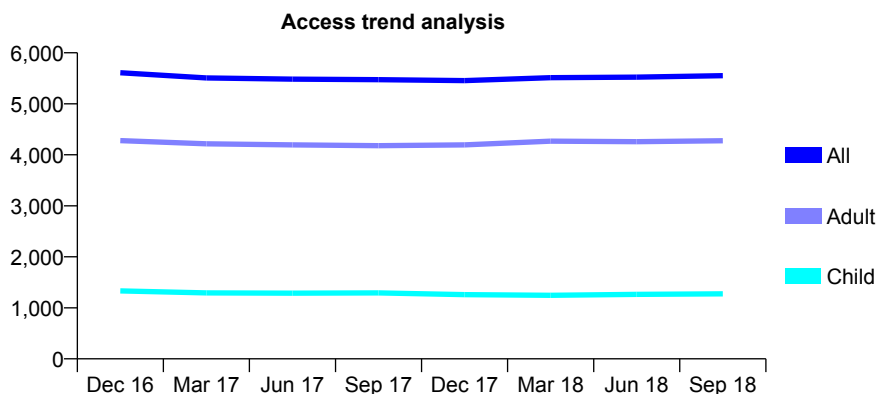
Q56 - Vital Signs At a Glance Contract Report for 101435/0011 - September 2018

Name or company name	IDH Limited
Contract type name	GDS Contract
Purpose of contract	General
Contract start date	01/04/2006
Contract end date	

18/19 Contracted general activity (UDA)	14,000
Carry forward general activity (UDA)	0
18/19 Contracted orthodontic activity (UOA)	0
Carry forward orthodontic activity (UOA)	0
Baseline contract value	£317,212.00

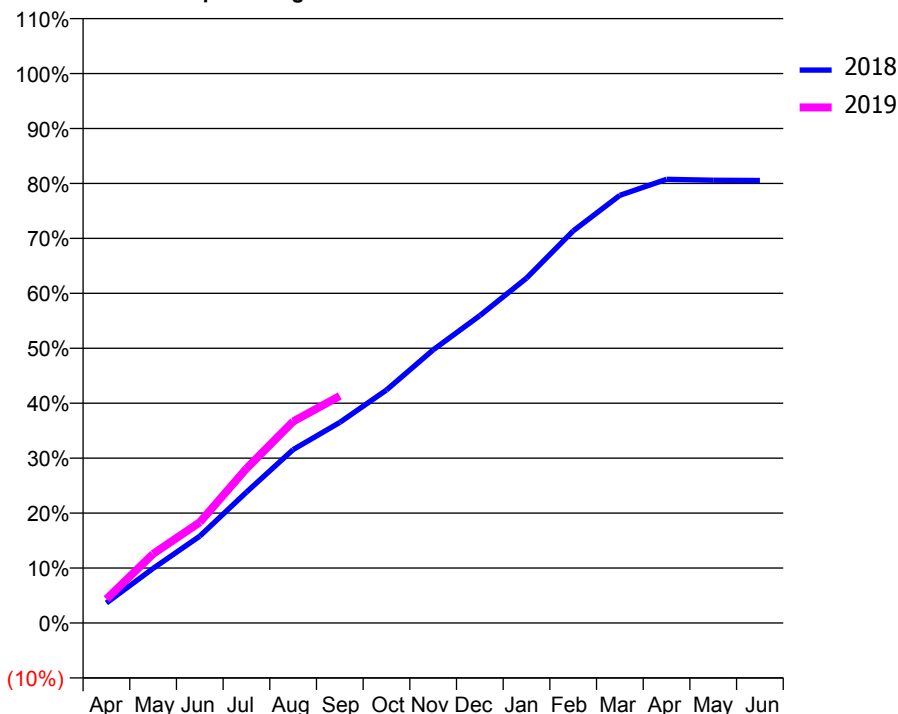
ACCESS*

Patients seen in 24 months	Total	Change since previous quarter
Quarter ending September 2017	5,474	
Quarter ending December 2017	5,455	→
Quarter ending March 2018	5,512	→
Quarter ending June 2018	5,523	→
Quarter ending September 2018	5,551	→
Variance since September 2017	1.4%	→



ACTIVITY

Cumulative percentage of contracted UDA delivered 2018 & 2019



Adjusted Scheduled Activity (UDA)		
Month	2018	2019
April	553	609
May	1,503	1,763
June	2,393	2,567
July	3,603	3,937
August	4,776	5,135
September	5,522	5,784
October	6,417	
November	7,520	
December	8,465	
January	9,496	
February	10,798	
March	11,775	
April	12,215	
May	12,191	
June	12,184	

QUALITY

	Quantity	Base Number	Contract	AT	Region	England
% of FP17s for the same patient ID Re-attending within 3 months - Children	23	932	2.5%	10.6%	11.4%	11.6%
% of FP17s for the same patient ID Re-attending within 3 months - Adults	137	2,359	5.8%	14.0%	15.0%	15.5%
% of FP17s for the same patient ID Re-attending between 3 & 9 months - Children	583	932	62.6%	59.8%	59.9%	58.8%
% of FP17s for the same patient ID Re-attending between 3 & 9 months - Adults	603	2,359	25.6%	49.1%	52.0%	51.1%
% of FP17s for Band 1 Urgent Courses	126	3,093	4.1%	9.1%	8.0%	9.0%
% of FP17s Relating to Free Repair or Replacements	4	3,093	0.1%	0.7%	0.8%	0.8%
% of FP17s Relating to Continuations	21	3,093	0.7%	1.0%	0.9%	0.9%
% of Patients satisfied with the dentistry they have received	2	2	N/A	93.6%	93.5%	93.3%
% of Patients satisfied with the time they had to wait for an appointment	2	2	N/A	88.4%	89.1%	88.9%

* This is based on patients treated on this contract for their most recent course of treatment. Figures in italics indicate the base number of FP17s or Patient Questionnaire responses are less than 100. N/A is shown where the base number of responses is less than 10 during the period. % is calculated as Quantity/Base number*100

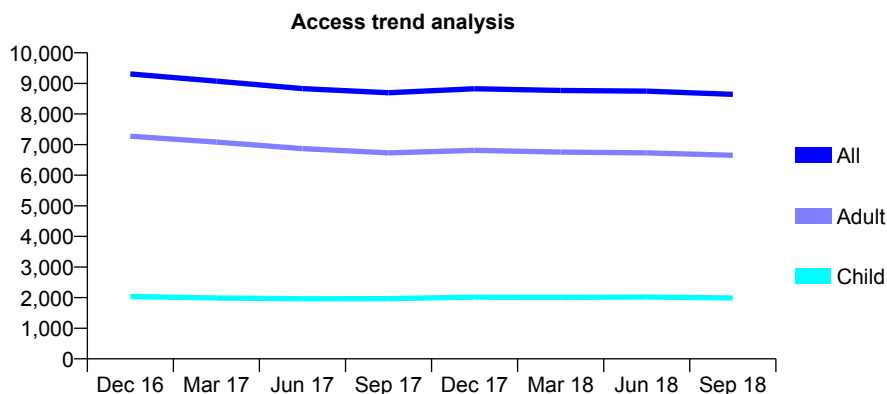
Q56 - Vital Signs At a Glance Contract Report for 101435/0017 - September 2018

Name or company name	IDH Limited
Contract type name	GDS Contract
Purpose of contract	General
Contract start date	01/04/2006
Contract end date	

18/19 Contracted general activity (UDA)	34,178
Carry forward general activity (UDA)	0
18/19 Contracted orthodontic activity (UOA)	0
Carry forward orthodontic activity (UOA)	0
Baseline contract value	£757,177.68

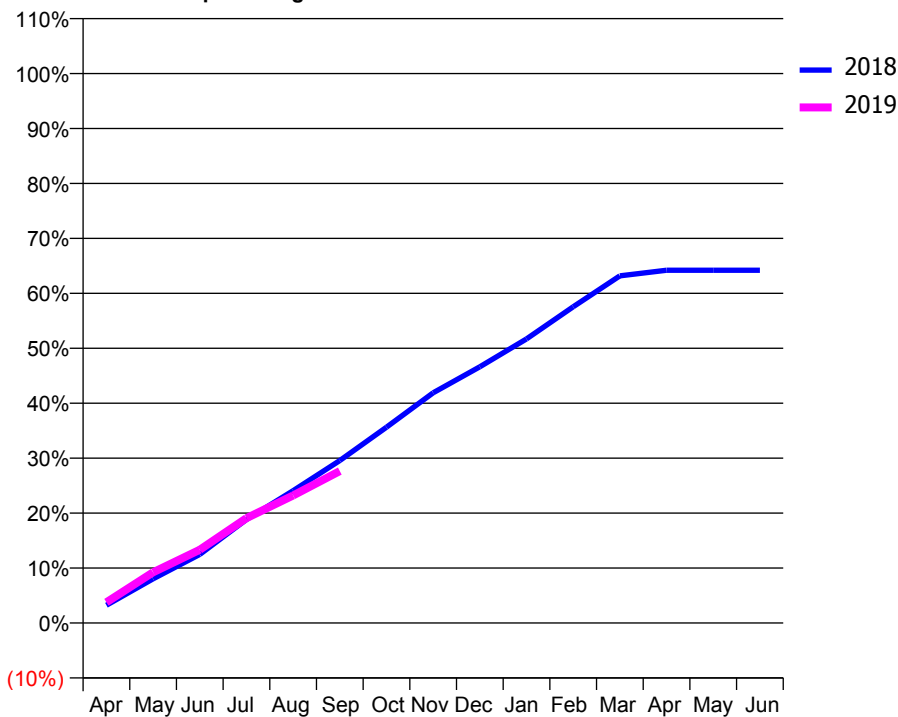
ACCESS*

Patients seen in 24 months	Total	Change since previous quarter
Quarter ending September 2017	8,696	
Quarter ending December 2017	8,827	→
Quarter ending March 2018	8,768	→
Quarter ending June 2018	8,746	→
Quarter ending September 2018	8,641	↓
Variance since September 2017	(0.6%)	→



ACTIVITY

Cumulative percentage of contracted UDA delivered 2018 & 2019



Month	Adjusted Scheduled Activity (UDA)	
	2018	2019
April	1,109	1,290
May	2,751	3,155
June	4,264	4,561
July	6,436	6,527
August	8,229	7,937
September	10,108	9,453
October	12,180	
November	14,320	
December	15,940	
January	17,667	
February	19,671	
March	21,597	
April	21,944	
May	21,944	
June	21,944	

QUALITY

	Quantity	Base Number	Contract	AT	Region	England
% of FP17s for the same patient ID Re-attending within 3 months - Children	56	1,154	4.9%	10.6%	11.4%	11.6%
% of FP17s for the same patient ID Re-attending within 3 months - Adults	375	3,711	10.1%	14.0%	15.0%	15.5%
% of FP17s for the same patient ID Re-attending between 3 & 9 months - Children	593	1,154	51.4%	59.8%	59.9%	58.8%
% of FP17s for the same patient ID Re-attending between 3 & 9 months - Adults	1,767	3,711	47.6%	49.1%	52.0%	51.1%
% of FP17s for Band 1 Urgent Courses	153	4,677	3.3%	9.1%	8.0%	9.0%
% of FP17s Relating to Free Repair or Replacements	27	4,677	0.6%	0.7%	0.8%	0.8%
% of FP17s Relating to Continuations	88	4,677	1.9%	1.0%	0.9%	0.9%
% of Patients satisfied with the dentistry they have received	6	6	N/A	93.6%	93.5%	93.3%
% of Patients satisfied with the time they had to wait for an appointment	6	6	N/A	88.4%	89.1%	88.9%

* This is based on patients treated on this contract for their most recent course of treatment. Figures in italics indicate the base number of FP17s or Patient Questionnaire responses are less than 100. N/A is shown where the base number of responses is less than 10 during the period. % is calculated as Quantity/Base number*100

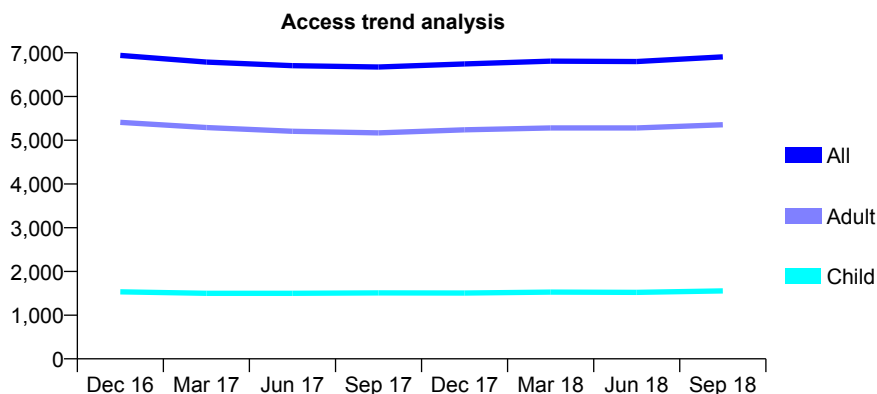
Q56 - Vital Signs At a Glance Contract Report for 101435/0067 - September 2018

Name or company name	IDH Limited
Contract type name	GDS Contract
Purpose of contract	General
Contract start date	19/07/2007
Contract end date	

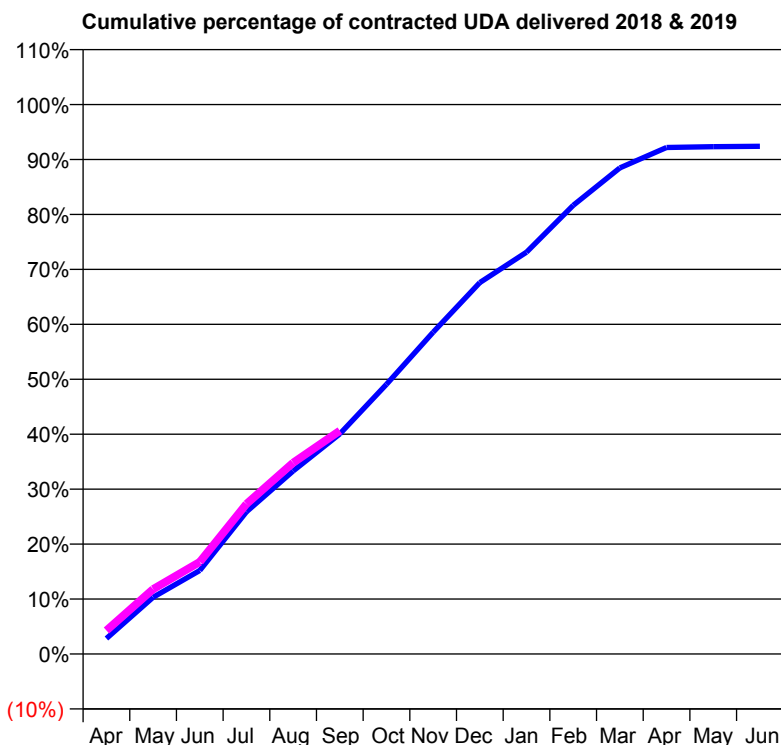
18/19 Contracted general activity (UDA)	23,462
Carry forward general activity (UDA)	0
18/19 Contracted orthodontic activity (UOA)	0
Carry forward orthodontic activity (UOA)	0
Baseline contract value	£702,088.10

ACCESS*

Patients seen in 24 months	Total	Change since previous quarter
Quarter ending September 2017	6,675	
Quarter ending December 2017	6,745	→
Quarter ending March 2018	6,809	→
Quarter ending June 2018	6,801	→
Quarter ending September 2018	6,906	→
Variance since September 2017	3.5%	↑



ACTIVITY



Month	Adjusted Scheduled Activity (UDA)	
	2018	2019
April	661	1,003
May	2,421	2,768
June	3,567	3,932
July	6,070	6,408
August	7,812	8,169
September	9,399	9,533
October	11,513	
November	13,742	
December	15,861	
January	17,157	
February	19,154	
March	20,756	
April	21,629	
May	21,662	
June	21,680	

QUALITY

	Quantity	Base Number	Contract	AT	Region	England
% of FP17s for the same patient ID Re-attending within 3 months - Children	79	1,076	7.3%	10.6%	11.4%	11.6%
% of FP17s for the same patient ID Re-attending within 3 months - Adults	537	3,284	16.4%	14.0%	15.0%	15.5%
% of FP17s for the same patient ID Re-attending between 3 & 9 months - Children	583	1,076	54.2%	59.8%	59.9%	58.8%
% of FP17s for the same patient ID Re-attending between 3 & 9 months - Adults	1,302	3,284	39.6%	49.1%	52.0%	51.1%
% of FP17s for Band 1 Urgent Courses	520	3,998	13.0%	9.1%	8.0%	9.0%
% of FP17s Relating to Free Repair or Replacements	17	3,998	0.4%	0.7%	0.8%	0.8%
% of FP17s Relating to Continuations	94	3,998	2.4%	1.0%	0.9%	0.9%
% of Patients satisfied with the dentistry they have received	4	4	N/A	93.6%	93.5%	93.3%
% of Patients satisfied with the time they had to wait for an appointment	4	4	N/A	88.4%	89.1%	88.9%

* This is based on patients treated on this contract for their most recent course of treatment. Figures in italics indicate the base number of FP17s or Patient Questionnaire responses are less than 100. N/A is shown where the base number of responses is less than 10 during the period. % is calculated as Quantity/Base number*100

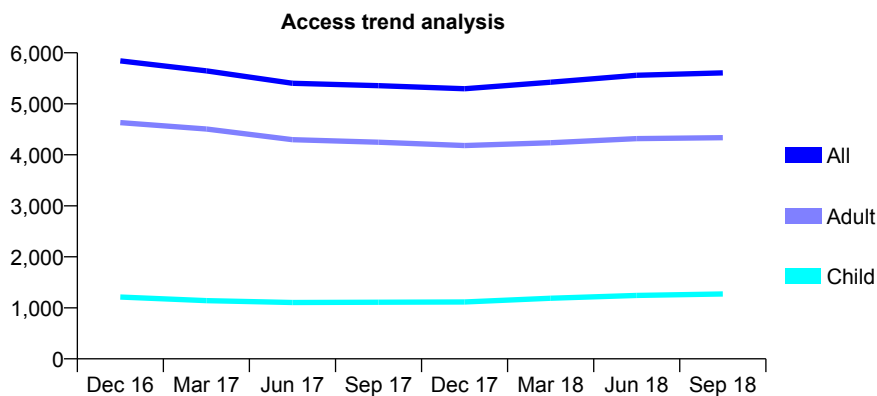
Q56 - Vital Signs At a Glance Contract Report for 101435/0099 - September 2018

Name or company name	IDH Limited
Contract type name	GDS Contract
Purpose of contract	General
Contract start date	01/06/2008
Contract end date	

18/19 Contracted general activity (UDA)	18,600
Carry forward general activity (UDA)	0
18/19 Contracted orthodontic activity (UOA)	0
Carry forward orthodontic activity (UOA)	0
Baseline contract value	£496,329.35

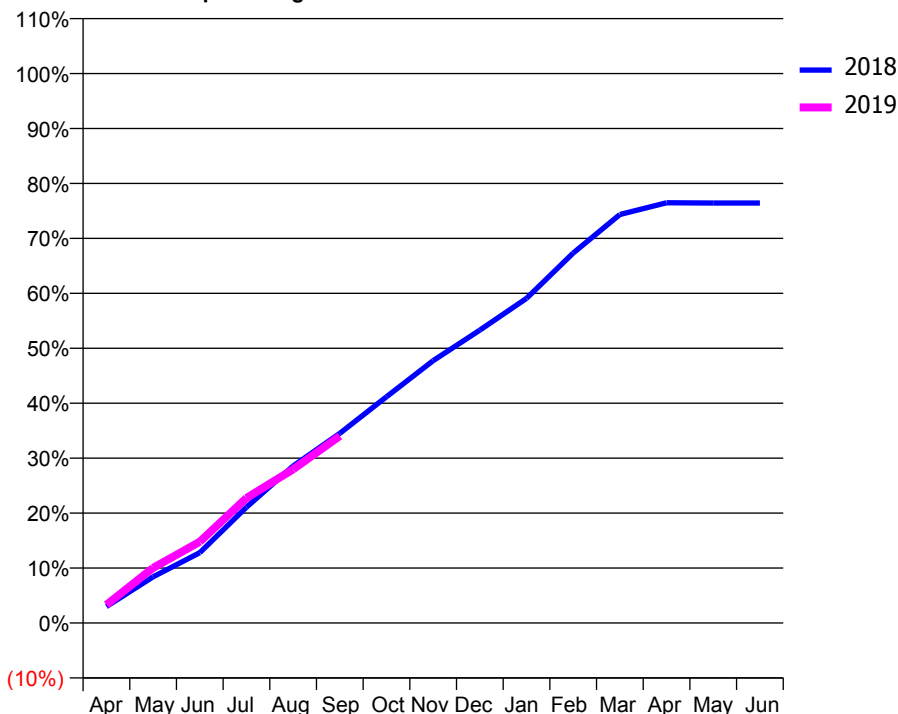
ACCESS*

Patients seen in 24 months	Total	Change since previous quarter
Quarter ending September 2017	5,355	
Quarter ending December 2017	5,295	↓
Quarter ending March 2018	5,424	↑
Quarter ending June 2018	5,560	↑
Quarter ending September 2018	5,607	→
Variance since September 2017	4.7%	↑



ACTIVITY

Cumulative percentage of contracted UDA delivered 2018 & 2019



Adjusted Scheduled Activity (UDA)

Month	2018	2019
April	556	616
May	1,563	1,864
June	2,381	2,751
July	3,919	4,229
August	5,315	5,201
September	6,421	6,331
October	7,656	
November	8,881	
December	9,915	
January	10,988	
February	12,525	
March	13,826	
April	14,226	
May	14,215	
June	14,215	

QUALITY

	Quantity	Base Number	Contract	AT	Region	England
% of FP17s for the same patient ID Re-attending within 3 months - Children	27	839	3.2%	10.6%	11.4%	11.6%
% of FP17s for the same patient ID Re-attending within 3 months - Adults	183	2,350	7.8%	14.0%	15.0%	15.5%
% of FP17s for the same patient ID Re-attending between 3 & 9 months - Children	468	839	55.8%	59.8%	59.9%	58.8%
% of FP17s for the same patient ID Re-attending between 3 & 9 months - Adults	933	2,350	39.7%	49.1%	52.0%	51.1%
% of FP17s for Band 1 Urgent Courses	208	3,027	6.9%	9.1%	8.0%	9.0%
% of FP17s Relating to Free Repair or Replacements	16	3,027	0.5%	0.7%	0.8%	0.8%
% of FP17s Relating to Continuations	17	3,027	0.6%	1.0%	0.9%	0.9%
% of Patients satisfied with the dentistry they have received	2	2	N/A	93.6%	93.5%	93.3%
% of Patients satisfied with the time they had to wait for an appointment	1	2	N/A	88.4%	89.1%	88.9%

* This is based on patients treated on this contract for their most recent course of treatment. Figures in italics indicate the base number of FP17s or Patient Questionnaire responses are less than 100. N/A is shown where the base number of responses is less than 10 during the period. % is calculated as Quantity/Base number*100

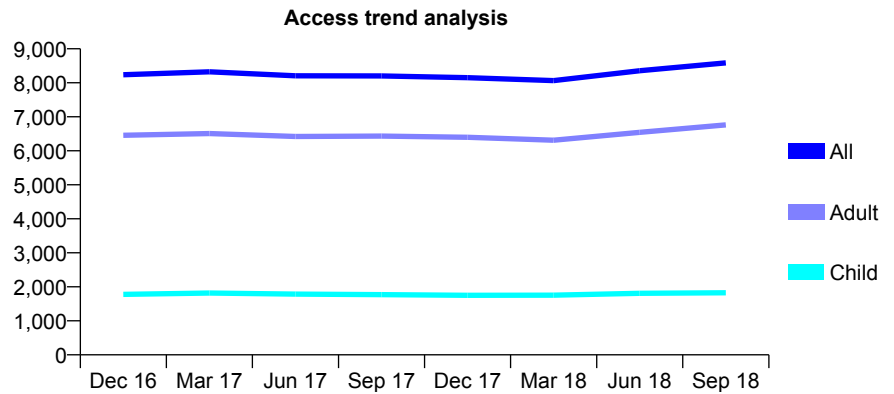
Q56 - Vital Signs At a Glance Contract Report for 101435/0100 - September 2018

Name or company name	IDH Limited
Contract type name	GDS Contract
Purpose of contract	General
Contract start date	01/06/2008
Contract end date	

18/19 Contracted general activity (UDA)	22,891
Carry forward general activity (UDA)	0
18/19 Contracted orthodontic activity (UOA)	0
Carry forward orthodontic activity (UOA)	0
Baseline contract value	£556,249.80

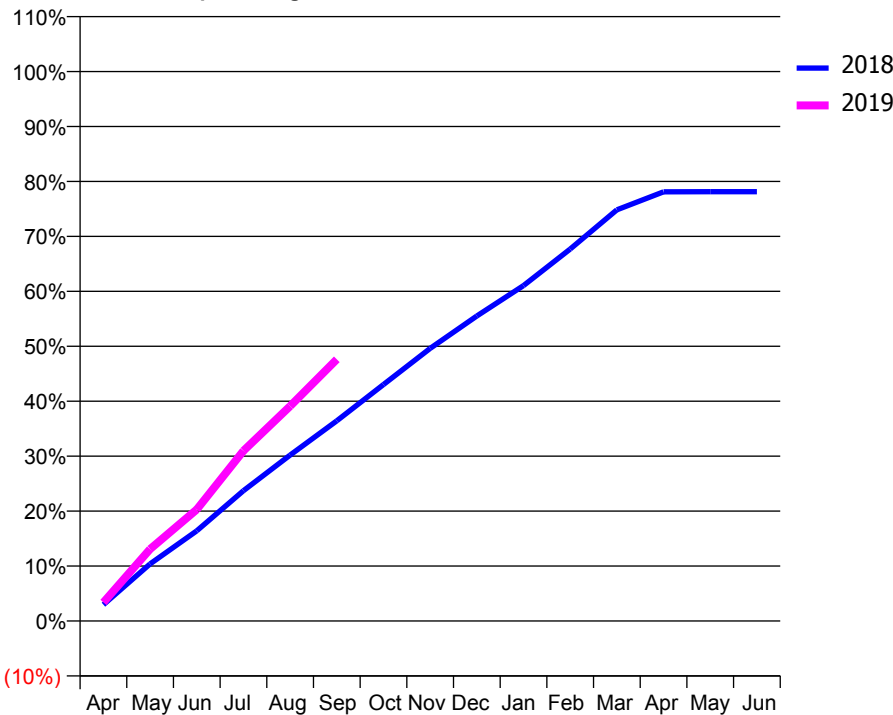
ACCESS*

Patients seen in 24 months	Total	Change since previous quarter
Quarter ending September 2017	8,201	
Quarter ending December 2017	8,150	→
Quarter ending March 2018	8,066	↓
Quarter ending June 2018	8,354	↑
Quarter ending September 2018	8,588	↑
Variance since September 2017	4.7%	↑



ACTIVITY

Cumulative percentage of contracted UDA delivered 2018 & 2019



Month	Adjusted Scheduled Activity (UDA)	
	2018	2019
April	680	775
May	2,378	3,000
June	3,761	4,646
July	5,430	7,093
August	6,912	8,949
September	8,338	10,902
October	9,851	
November	11,354	
December	12,707	
January	13,976	
February	15,495	
March	17,129	
April	17,880	
May	17,884	
June	17,884	

QUALITY

	Quantity	Base Number	Contract	AT	Region	England
% of FP17s for the same patient ID Re-attending within 3 months - Children	69	1,464	4.7%	10.6%	11.4%	11.6%
% of FP17s for the same patient ID Re-attending within 3 months - Adults	528	4,496	11.7%	14.0%	15.0%	15.5%
% of FP17s for the same patient ID Re-attending between 3 & 9 months - Children	700	1,464	47.8%	59.8%	59.9%	58.8%
% of FP17s for the same patient ID Re-attending between 3 & 9 months - Adults	1,013	4,496	22.5%	49.1%	52.0%	51.1%
% of FP17s for Band 1 Urgent Courses	253	5,633	4.5%	9.1%	8.0%	9.0%
% of FP17s Relating to Free Repair or Replacements	70	5,633	1.2%	0.7%	0.8%	0.8%
% of FP17s Relating to Continuations	142	5,633	2.5%	1.0%	0.9%	0.9%
% of Patients satisfied with the dentistry they have received	4	4	N/A	93.6%	93.5%	93.3%
% of Patients satisfied with the time they had to wait for an appointment	4	4	N/A	88.4%	89.1%	88.9%

* This is based on patients treated on this contract for their most recent course of treatment. Figures in italics indicate the base number of FP17s or Patient Questionnaire responses are less than 100. N/A is shown where the base number of responses is less than 10 during the period. % is calculated as Quantity/Base number*100

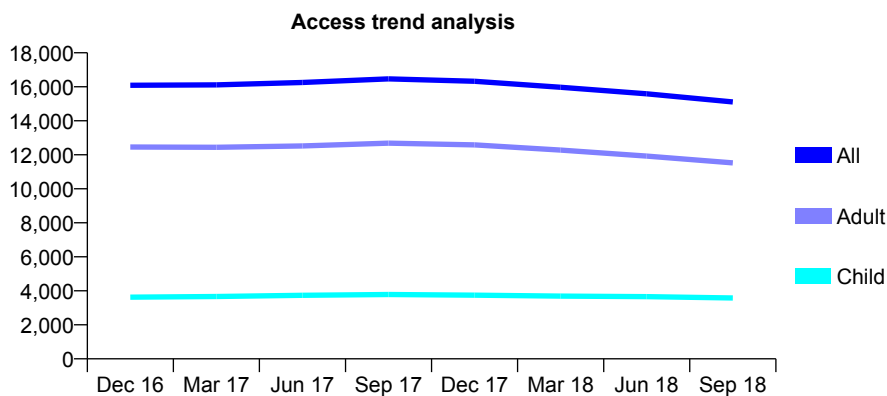
Q56 - Vital Signs At a Glance Contract Report for 101435/0114 - September 2018

Name or company name	IDH Limited
Contract type name	GDS Contract
Purpose of contract	General and Orthodontic
Contract start date	01/09/2008
Contract end date	

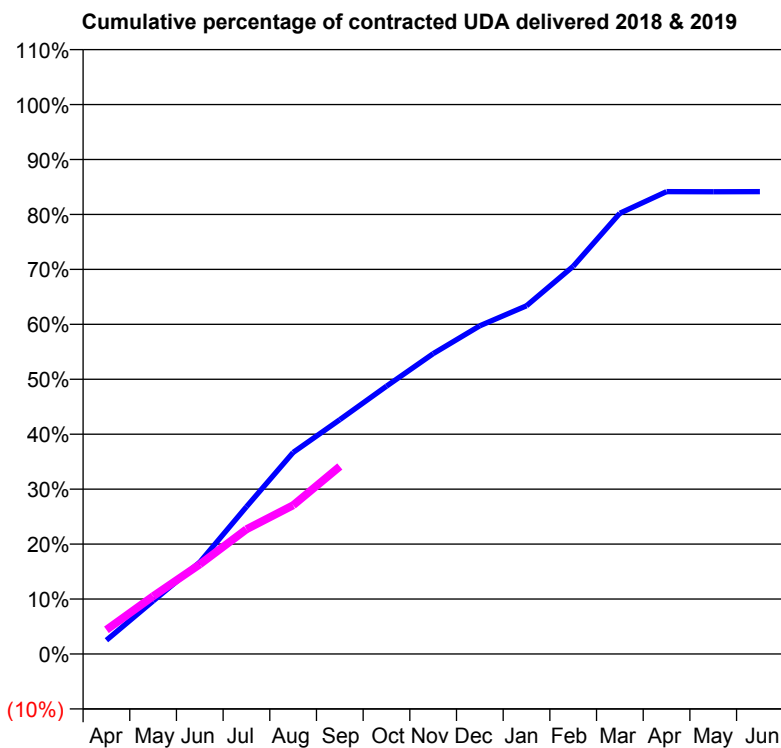
18/19 Contracted general activity (UDA)	41,000
Carry forward general activity (UDA)	0
18/19 Contracted orthodontic activity (UOA)	3,300
Carry forward orthodontic activity (UOA)	0
Baseline contract value	£1,289,654.06

ACCESS*

Patients seen in 24 months	Total	Change since previous quarter
Quarter ending September 2017	16,470	
Quarter ending December 2017	16,329	→
Quarter ending March 2018	15,974	↓
Quarter ending June 2018	15,587	↓
Quarter ending September 2018	15,106	↓
Variance since September 2017	(8.3%)	↓



ACTIVITY



Month	Adjusted Scheduled Activity (UDA)	
	2018	2019
April	1,033	1,804
May	3,954	4,318
June	6,848	6,694
July	10,991	9,310
August	15,034	11,102
September	17,481	13,998
October	19,980	
November	22,415	
December	24,491	
January	25,984	
February	28,924	
March	32,889	
April	34,495	
May	34,494	
June	34,498	

QUALITY

	Quantity	Base Number	Contract	AT	Region	England
% of FP17s for the same patient ID Re-attending within 3 months - Children	107	2,267	4.7%	10.6%	11.4%	11.6%
% of FP17s for the same patient ID Re-attending within 3 months - Adults	773	6,237	12.4%	14.0%	15.0%	15.5%
% of FP17s for the same patient ID Re-attending between 3 & 9 months - Children	1,040	2,267	45.9%	59.8%	59.9%	58.8%
% of FP17s for the same patient ID Re-attending between 3 & 9 months - Adults	1,980	6,237	31.7%	49.1%	52.0%	51.1%
% of FP17s for Band 1 Urgent Courses	582	7,790	7.5%	9.1%	8.0%	9.0%
% of FP17s Relating to Free Repair or Replacements	41	7,790	0.5%	0.7%	0.8%	0.8%
% of FP17s Relating to Continuations	136	7,790	1.7%	1.0%	0.9%	0.9%
% of Patients satisfied with the dentistry they have received	8	9	N/A	93.6%	93.5%	93.3%
% of Patients satisfied with the time they had to wait for an appointment	9	9	N/A	88.4%	89.1%	88.9%

* This is based on patients treated on this contract for their most recent course of treatment. Figures in italics indicate the base number of FP17s or Patient Questionnaire responses are less than 100. N/A is shown where the base number of responses is less than 10 during the period. % is calculated as Quantity/Base number*100

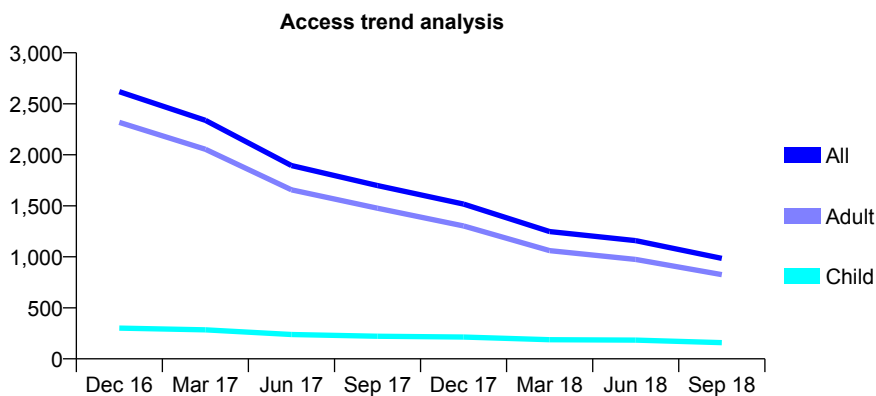
Q56 - Vital Signs At a Glance Contract Report for 101478/0001 - September 2018

Name or company name	CAMBRIDGE UNIVERSITY
Contract type name	PDS Contract
Purpose of contract	General
Contract start date	01/04/2006
Contract end date	31/03/2019

18/19 Contracted general activity (UDA)	3,878
Carry forward general activity (UDA)	0
18/19 Contracted orthodontic activity (UOA)	0
Carry forward orthodontic activity (UOA)	0
Baseline contract value	£108,269.21

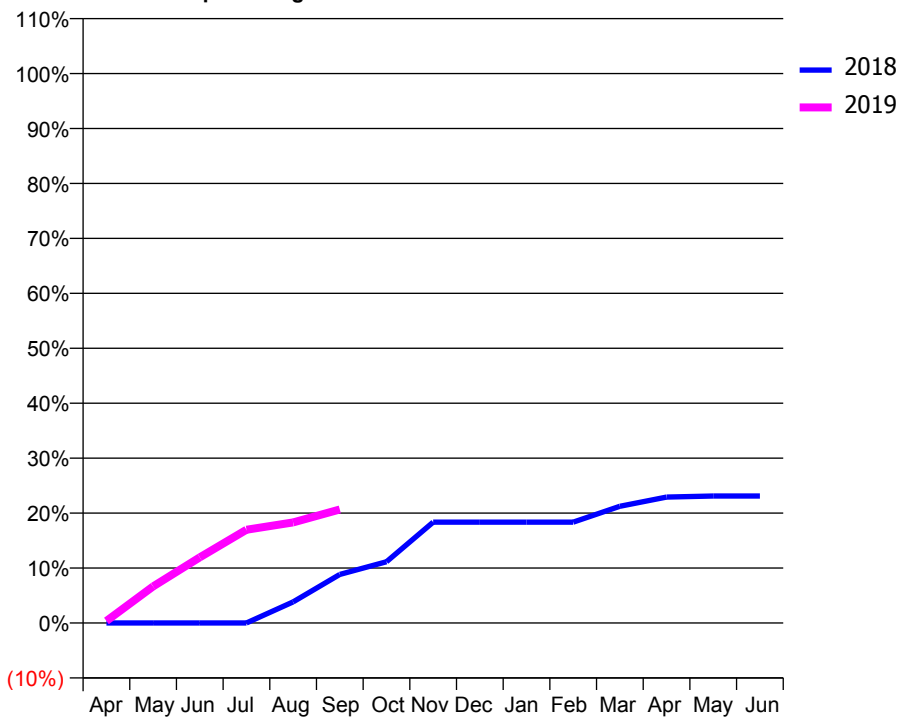
ACCESS*

Patients seen in 24 months	Total	Change since previous quarter
Quarter ending September 2017	1,699	
Quarter ending December 2017	1,517	↓
Quarter ending March 2018	1,248	↓
Quarter ending June 2018	1,159	↓
Quarter ending September 2018	985	↓
Variance since September 2017	(42.0%)	↓



ACTIVITY

Cumulative percentage of contracted UDA delivered 2018 & 2019



Month	Adjusted Scheduled Activity (UDA)	
	2018	2019
April	0	15
May	0	258
June	0	464
July	0	658
August	149	710
September	343	801
October	432	
November	712	
December	712	
January	712	
February	712	
March	824	
April	889	
May	896	
June	896	

QUALITY

	Quantity	Base Number	Contract	AT	Region	England
% of FP17s for the same patient ID Re-attending within 3 months - Children	5	107	4.7%	10.6%	11.4%	11.6%
% of FP17s for the same patient ID Re-attending within 3 months - Adults	33	395	8.4%	14.0%	15.0%	15.5%
% of FP17s for the same patient ID Re-attending between 3 & 9 months - Children	31	107	29.0%	59.8%	59.9%	58.8%
% of FP17s for the same patient ID Re-attending between 3 & 9 months - Adults	59	395	14.9%	49.1%	52.0%	51.1%
% of FP17s for Band 1 Urgent Courses	62	454	13.7%	9.1%	8.0%	9.0%
% of FP17s Relating to Free Repair or Replacements	0	454	0.0%	0.7%	0.8%	0.8%
% of FP17s Relating to Continuations	7	454	1.5%	1.0%	0.9%	0.9%
% of Patients satisfied with the dentistry they have received	0	0	N/A	93.6%	93.5%	93.3%
% of Patients satisfied with the time they had to wait for an appointment	0	0	N/A	88.4%	89.1%	88.9%

* This is based on patients treated on this contract for their most recent course of treatment. Figures in italics indicate the base number of FP17s or Patient Questionnaire responses are less than 100. N/A is shown where the base number of responses is less than 10 during the period. % is calculated as Quantity/Base number*100

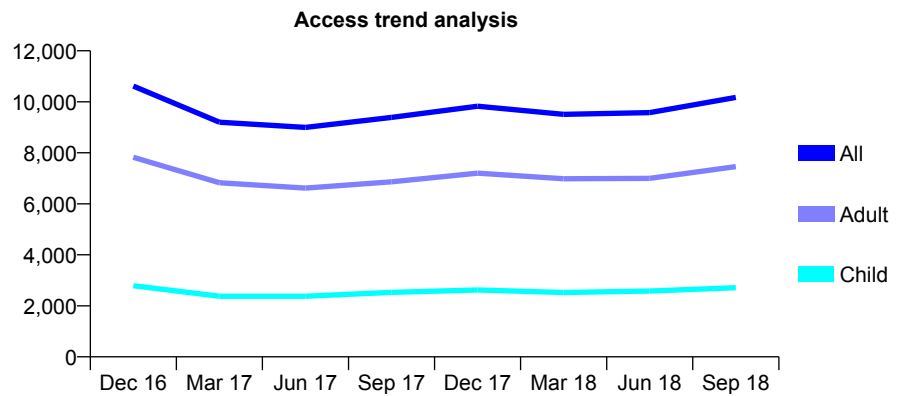
Q56 - Vital Signs At a Glance Contract Report for 101931/0001 - September 2018

Name or company name	Histon Dental Surgery
Contract type name	GDS Contract
Purpose of contract	General
Contract start date	01/04/2007
Contract end date	

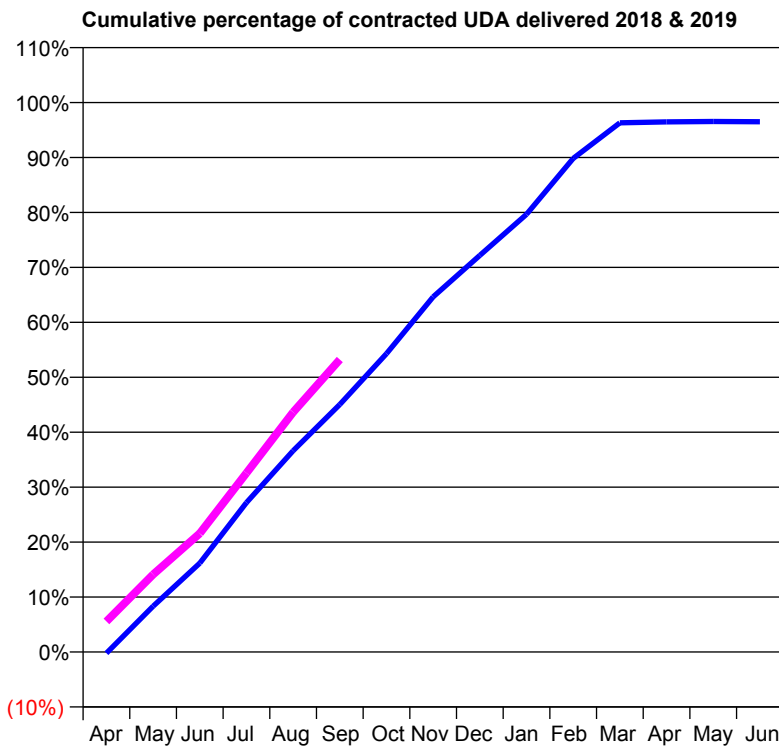
18/19 Contracted general activity (UDA)	22,500
Carry forward general activity (UDA)	0
18/19 Contracted orthodontic activity (UOA)	0
Carry forward orthodontic activity (UOA)	0
Baseline contract value	£711,143.14

ACCESS*

Patients seen in 24 months	Total	Change since previous quarter
Quarter ending September 2017	9,390	
Quarter ending December 2017	9,825	↑
Quarter ending March 2018	9,506	↓
Quarter ending June 2018	9,578	→
Quarter ending September 2018	10,171	↑
Variance since September 2017	8.3%	↑



ACTIVITY



Month	Adjusted Scheduled Activity (UDA)	
	2018	2019
April	-52	1,253
May	1,877	3,175
June	3,638	4,858
July	6,116	7,329
August	8,245	9,820
September	10,139	11,974
October	12,215	
November	14,541	
December	16,240	
January	17,923	
February	20,210	
March	21,671	
April	21,706	
May	21,725	
June	21,711	

QUALITY

	Quantity	Base Number	Contract	AT	Region	England
% of FP17s for the same patient ID Re-attending within 3 months - Children	81	1,970	4.1%	10.6%	11.4%	11.6%
% of FP17s for the same patient ID Re-attending within 3 months - Adults	439	5,000	8.8%	14.0%	15.0%	15.5%
% of FP17s for the same patient ID Re-attending between 3 & 9 months - Children	948	1,970	48.1%	59.8%	59.9%	58.8%
% of FP17s for the same patient ID Re-attending between 3 & 9 months - Adults	2,387	5,000	47.7%	49.1%	52.0%	51.1%
% of FP17s for Band 1 Urgent Courses	511	6,950	7.4%	9.1%	8.0%	9.0%
% of FP17s Relating to Free Repair or Replacements	54	6,950	0.8%	0.7%	0.8%	0.8%
% of FP17s Relating to Continuations	26	6,950	0.4%	1.0%	0.9%	0.9%
% of Patients satisfied with the dentistry they have received	2	2	N/A	93.6%	93.5%	93.3%
% of Patients satisfied with the time they had to wait for an appointment	2	2	N/A	88.4%	89.1%	88.9%

* This is based on patients treated on this contract for their most recent course of treatment. Figures in italics indicate the base number of FP17s or Patient Questionnaire responses are less than 100. N/A is shown where the base number of responses is less than 10 during the period. % is calculated as Quantity/Base number*100

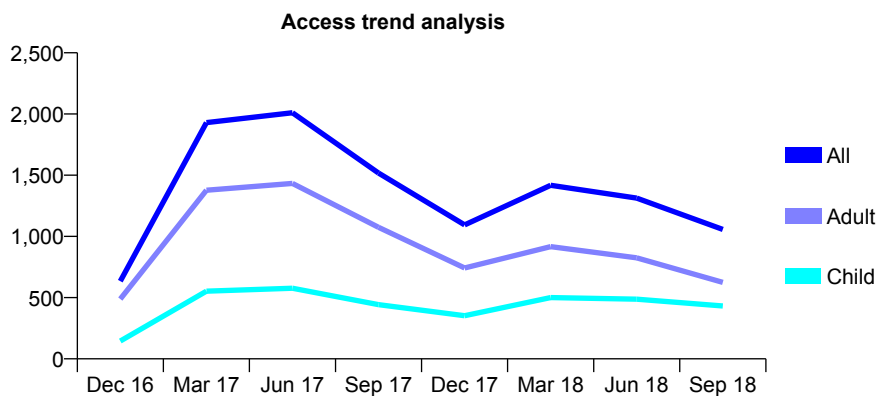
Q56 - Vital Signs At a Glance Contract Report for 101931/0002 - September 2018

Name or company name	Histon Dental Surgery
Contract type name	GDS Contract
Purpose of contract	General
Contract start date	01/04/2013
Contract end date	

18/19 Contracted general activity (UDA)	3,625
Carry forward general activity (UDA)	0
18/19 Contracted orthodontic activity (UOA)	0
Carry forward orthodontic activity (UOA)	0
Baseline contract value	£98,889.39

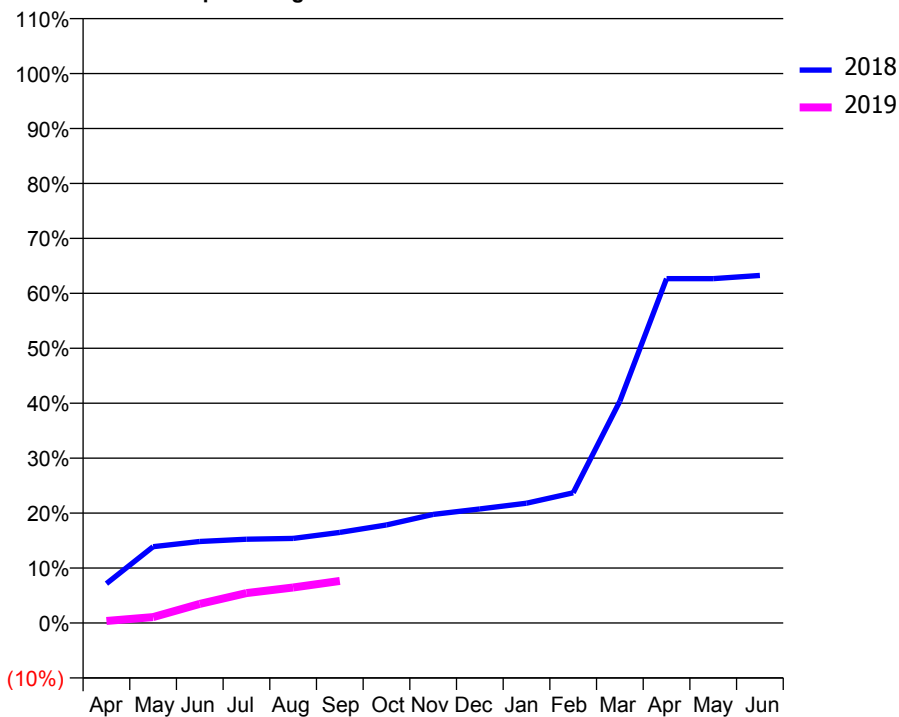
ACCESS*

Patients seen in 24 months	Total	Change since previous quarter
Quarter ending September 2017	1,518	
Quarter ending December 2017	1,094	↓
Quarter ending March 2018	1,418	↑
Quarter ending June 2018	1,313	↓
Quarter ending September 2018	1,057	↓
Variance since September 2017	(30.4%)	↓



ACTIVITY

Cumulative percentage of contracted UDA delivered 2018 & 2019



Month	Adjusted Scheduled Activity (UDA)	
	2018	2019
April	260	14
May	503	39
June	538	126
July	553	197
August	558	235
September	598	277
October	647	
November	716	
December	753	
January	791	
February	859	
March	1,463	
April	2,272	
May	2,272	
June	2,293	

QUALITY

	Quantity	Base Number	Contract	AT	Region	England
% of FP17s for the same patient ID Re-attending within 3 months - Children	3	332	0.9%	10.6%	11.4%	11.6%
% of FP17s for the same patient ID Re-attending within 3 months - Adults	12	419	2.9%	14.0%	15.0%	15.5%
% of FP17s for the same patient ID Re-attending between 3 & 9 months - Children	47	332	14.2%	59.8%	59.9%	58.8%
% of FP17s for the same patient ID Re-attending between 3 & 9 months - Adults	7	419	1.7%	49.1%	52.0%	51.1%
% of FP17s for Band 1 Urgent Courses	17	230	7.4%	9.1%	8.0%	9.0%
% of FP17s Relating to Free Repair or Replacements	1	230	0.4%	0.7%	0.8%	0.8%
% of FP17s Relating to Continuations	1	230	0.4%	1.0%	0.9%	0.9%
% of Patients satisfied with the dentistry they have received	0	0	N/A	93.6%	93.5%	93.3%
% of Patients satisfied with the time they had to wait for an appointment	0	0	N/A	88.4%	89.1%	88.9%

* This is based on patients treated on this contract for their most recent course of treatment. Figures in italics indicate the base number of FP17s or Patient Questionnaire responses are less than 100. N/A is shown where the base number of responses is less than 10 during the period. % is calculated as Quantity/Base number*100

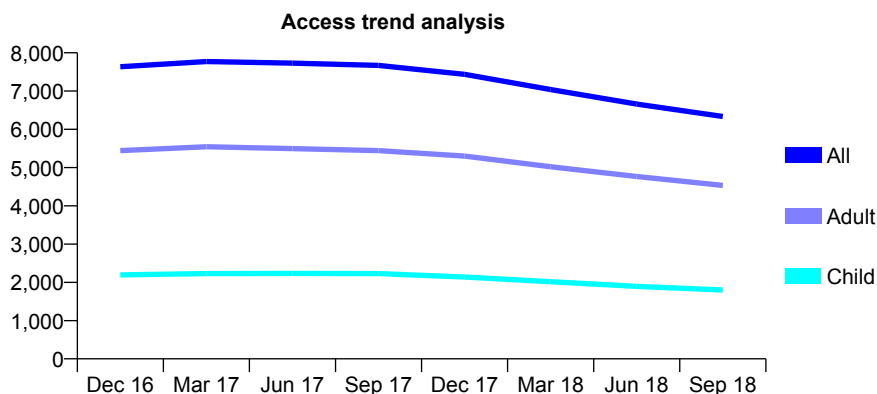
Q56 - Vital Signs At a Glance Contract Report for 102016/0001 - September 2018

Name or company name	The Peterborough Dental Practice Partners
Contract type name	GDS Contract
Purpose of contract	General
Contract start date	01/10/2009
Contract end date	

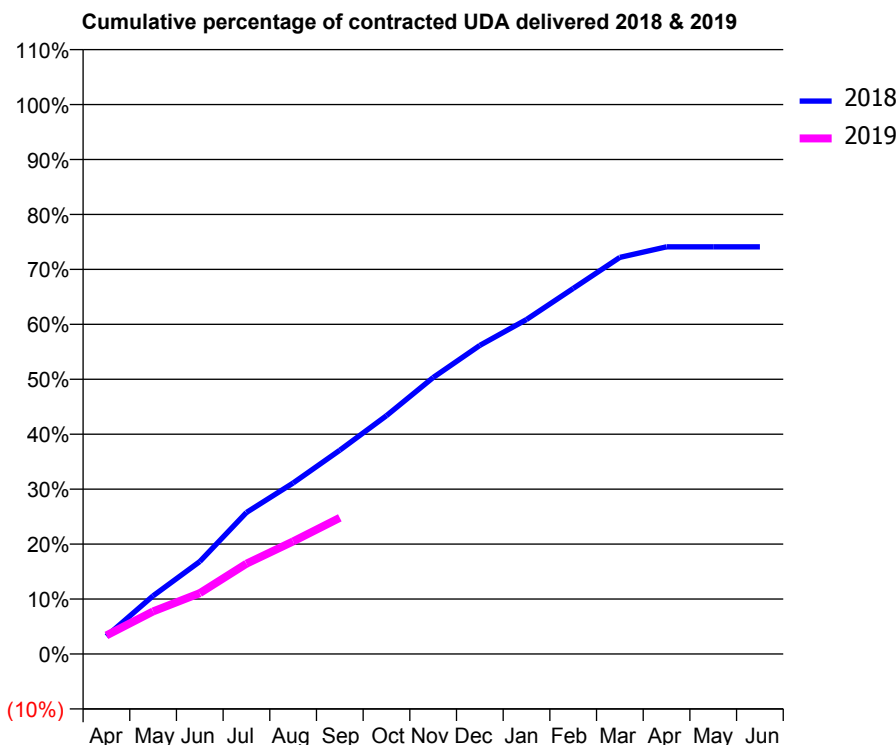
18/19 Contracted general activity (UDA)	22,500
Carry forward general activity (UDA)	0
18/19 Contracted orthodontic activity (UOA)	0
Carry forward orthodontic activity (UOA)	0
Baseline contract value	£685,950.62

ACCESS*

Patients seen in 24 months	Total	Change since previous quarter
Quarter ending September 2017	7,672	
Quarter ending December 2017	7,438	↓
Quarter ending March 2018	7,041	↓
Quarter ending June 2018	6,660	↓
Quarter ending September 2018	6,334	↓
Variance since September 2017	(17.4%)	↓



ACTIVITY



Month	Adjusted Scheduled Activity (UDA)	
	2018	2019
April	729	762
May	2,382	1,746
June	3,785	2,490
July	5,798	3,698
August	7,001	4,608
September	8,347	5,577
October	9,762	
November	11,320	
December	12,637	
January	13,698	
February	14,968	
March	16,242	
April	16,674	
May	16,674	
June	16,674	

QUALITY

	Quantity	Base Number	Contract	AT	Region	England
% of FP17s for the same patient ID Re-attending within 3 months - Children	59	832	7.1%	10.6%	11.4%	11.6%
% of FP17s for the same patient ID Re-attending within 3 months - Adults	242	1,727	14.0%	14.0%	15.0%	15.5%
% of FP17s for the same patient ID Re-attending between 3 & 9 months - Children	344	832	41.3%	59.8%	59.9%	58.8%
% of FP17s for the same patient ID Re-attending between 3 & 9 months - Adults	642	1,727	37.2%	49.1%	52.0%	51.1%
% of FP17s for Band 1 Urgent Courses	211	2,397	8.8%	9.1%	8.0%	9.0%
% of FP17s Relating to Free Repair or Replacements	18	2,397	0.8%	0.7%	0.8%	0.8%
% of FP17s Relating to Continuations	82	2,397	3.4%	1.0%	0.9%	0.9%
% of Patients satisfied with the dentistry they have received	1	1	N/A	93.6%	93.5%	93.3%
% of Patients satisfied with the time they had to wait for an appointment	1	1	N/A	88.4%	89.1%	88.9%

* This is based on patients treated on this contract for their most recent course of treatment. Figures in italics indicate the base number of FP17s or Patient Questionnaire responses are less than 100. N/A is shown where the base number of responses is less than 10 during the period. % is calculated as Quantity/Base number*100

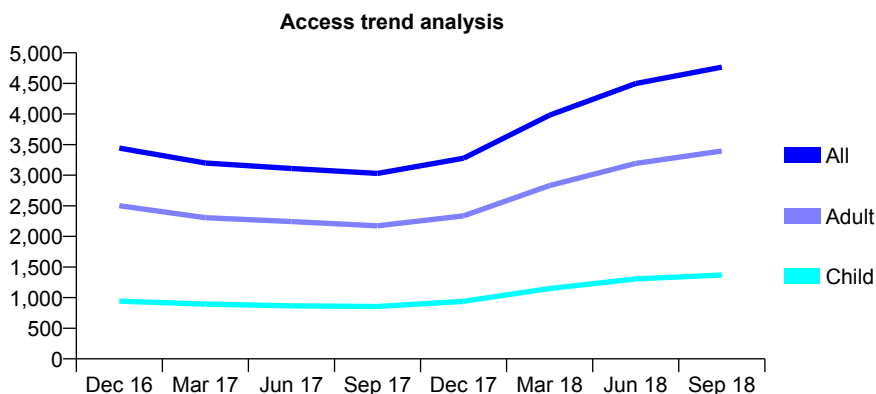
Q56 - Vital Signs At a Glance Contract Report for 102342/0001 - September 2018

Name or company name	Beechcroft Dental Care Ltd
Contract type name	GDS Contract
Purpose of contract	General
Contract start date	01/09/2011
Contract end date	

18/19 Contracted general activity (UDA)	11,009
Carry forward general activity (UDA)	0
18/19 Contracted orthodontic activity (UOA)	0
Carry forward orthodontic activity (UOA)	0
Baseline contract value	£246,187.64

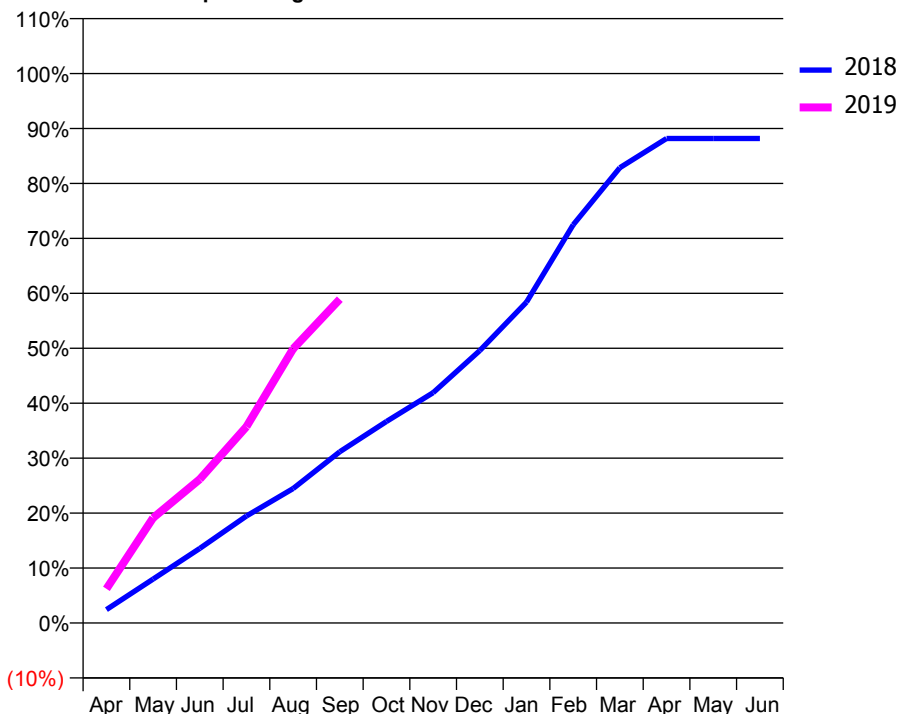
ACCESS*

Patients seen in 24 months	Total	Change since previous quarter
Quarter ending September 2017	3,030	
Quarter ending December 2017	3,277	↑
Quarter ending March 2018	3,981	↑
Quarter ending June 2018	4,498	↑
Quarter ending September 2018	4,766	↑
Variance since September 2017	57.3%	↑



ACTIVITY

Cumulative percentage of contracted UDA delivered 2018 & 2019



Adjusted Scheduled Activity (UDA)		
Month	2018	2019
April	268	685
May	881	2,106
June	1,495	2,880
July	2,144	3,934
August	2,693	5,493
September	3,432	6,488
October	4,039	
November	4,615	
December	5,460	
January	6,429	
February	7,979	
March	9,121	
April	9,706	
May	9,706	
June	9,707	

QUALITY

	Quantity	Base Number	Contract	AT	Region	England
% of FP17s for the same patient ID Re-attending within 3 months - Children	81	1,102	7.4%	10.6%	11.4%	11.6%
% of FP17s for the same patient ID Re-attending within 3 months - Adults	474	2,819	16.8%	14.0%	15.0%	15.5%
% of FP17s for the same patient ID Re-attending between 3 & 9 months - Children	549	1,102	49.8%	59.8%	59.9%	58.8%
% of FP17s for the same patient ID Re-attending between 3 & 9 months - Adults	1,211	2,819	43.0%	49.1%	52.0%	51.1%
% of FP17s for Band 1 Urgent Courses	189	3,229	5.9%	9.1%	8.0%	9.0%
% of FP17s Relating to Free Repair or Replacements	16	3,229	0.5%	0.7%	0.8%	0.8%
% of FP17s Relating to Continuations	87	3,229	2.7%	1.0%	0.9%	0.9%
% of Patients satisfied with the dentistry they have received	1	1	N/A	93.6%	93.5%	93.3%
% of Patients satisfied with the time they had to wait for an appointment	0	1	N/A	88.4%	89.1%	88.9%

* This is based on patients treated on this contract for their most recent course of treatment. Figures in italics indicate the base number of FP17s or Patient Questionnaire responses are less than 100. N/A is shown where the base number of responses is less than 10 during the period. % is calculated as Quantity/Base number*100

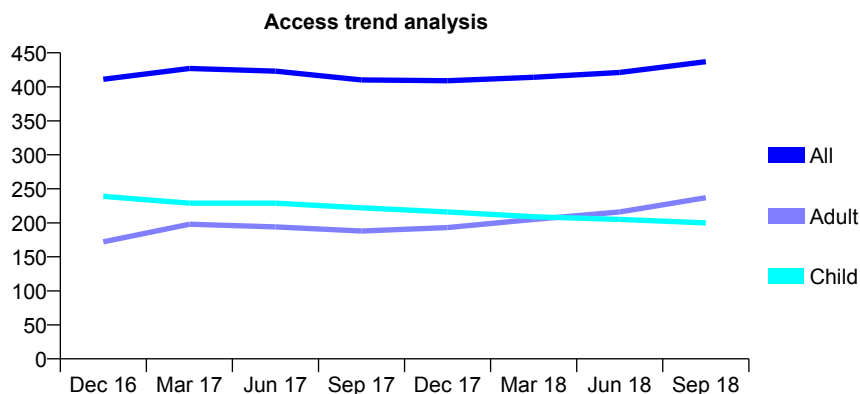
Q56 - Vital Signs At a Glance Contract Report for 102423/0001 - September 2018

Name or company name	Harbour TNGC Ltd
Contract type name	GDS Contract
Purpose of contract	General
Contract start date	01/07/2011
Contract end date	

18/19 Contracted general activity (UDA)	1,450
Carry forward general activity (UDA)	0
18/19 Contracted orthodontic activity (UOA)	0
Carry forward orthodontic activity (UOA)	0
Baseline contract value	£32,676.19

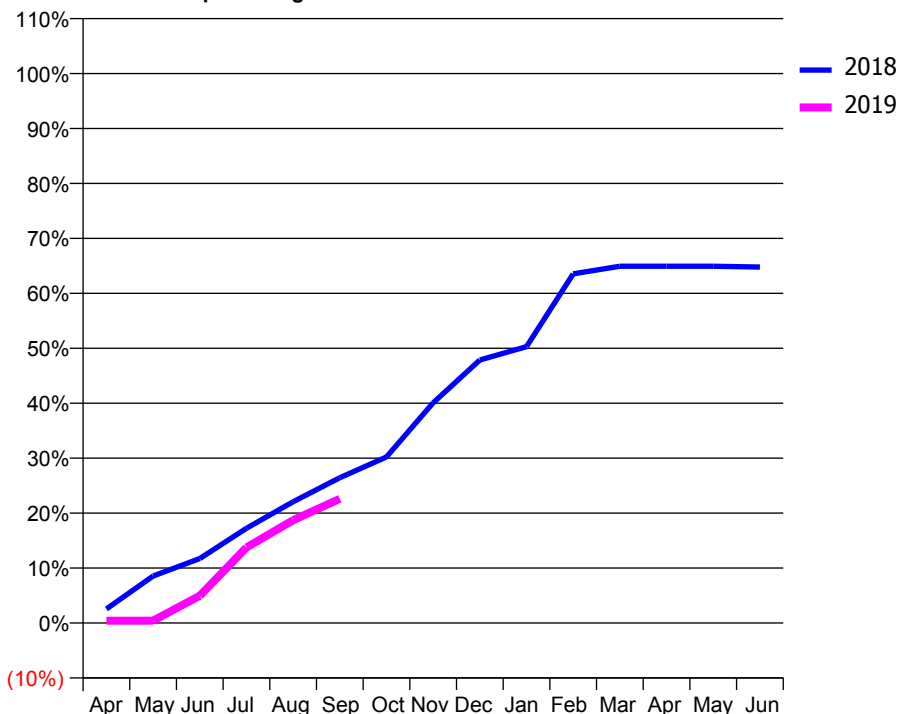
ACCESS*

Patients seen in 24 months	Total	Change since previous quarter
Quarter ending September 2017	410	
Quarter ending December 2017	409	→
Quarter ending March 2018	414	→
Quarter ending June 2018	421	→
Quarter ending September 2018	437	↑
Variance since September 2017	6.6%	↑



ACTIVITY

Cumulative percentage of contracted UDA delivered 2018 & 2019



Adjusted Scheduled Activity (UDA)

Month	2018	2019
April	37	6
May	124	6
June	170	72
July	250	199
August	320	272
September	383	328
October	438	
November	581	
December	694	
January	729	
February	921	
March	941	
April	941	
May	941	
June	939	

QUALITY

	Quantity	Base Number	Contract	AT	Region	England
% of FP17s for the same patient ID Re-attending within 3 months - Children	3	111	2.7%	10.6%	11.4%	11.6%
% of FP17s for the same patient ID Re-attending within 3 months - Adults	1	103	1.0%	14.0%	15.0%	15.5%
% of FP17s for the same patient ID Re-attending between 3 & 9 months - Children	65	111	58.6%	59.8%	59.9%	58.8%
% of FP17s for the same patient ID Re-attending between 3 & 9 months - Adults	48	103	46.6%	49.1%	52.0%	51.1%
% of FP17s for Band 1 Urgent Courses	3	203	1.5%	9.1%	8.0%	9.0%
% of FP17s Relating to Free Repair or Replacements	0	203	0.0%	0.7%	0.8%	0.8%
% of FP17s Relating to Continuations	0	203	0.0%	1.0%	0.9%	0.9%
% of Patients satisfied with the dentistry they have received	0	0	N/A	93.6%	93.5%	93.3%
% of Patients satisfied with the time they had to wait for an appointment	0	0	N/A	88.4%	89.1%	88.9%

* This is based on patients treated on this contract for their most recent course of treatment. Figures in italics indicate the base number of FP17s or Patient Questionnaire responses are less than 100. N/A is shown where the base number of responses is less than 10 during the period. % is calculated as Quantity/Base number*100

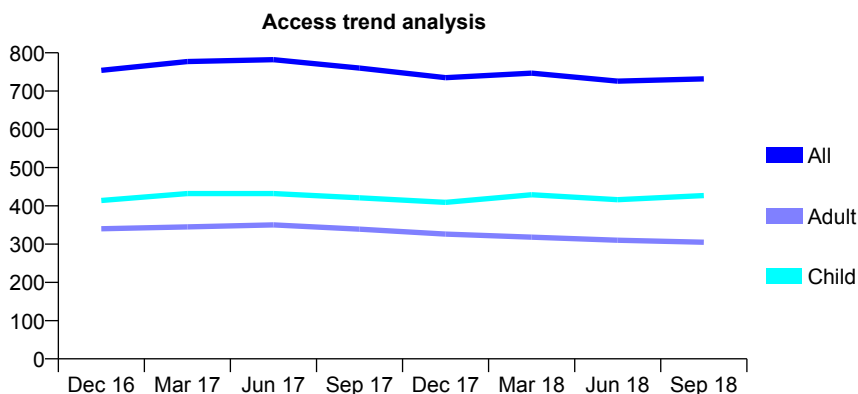
Q56 - Vital Signs At a Glance Contract Report for 102881/0001 - September 2018

Name or company name	Corner House Norwich LLP
Contract type name	GDS Contract
Purpose of contract	General
Contract start date	01/01/2013
Contract end date	

18/19 Contracted general activity (UDA)	1,835
Carry forward general activity (UDA)	0
18/19 Contracted orthodontic activity (UOA)	0
Carry forward orthodontic activity (UOA)	0
Baseline contract value	£48,901.65

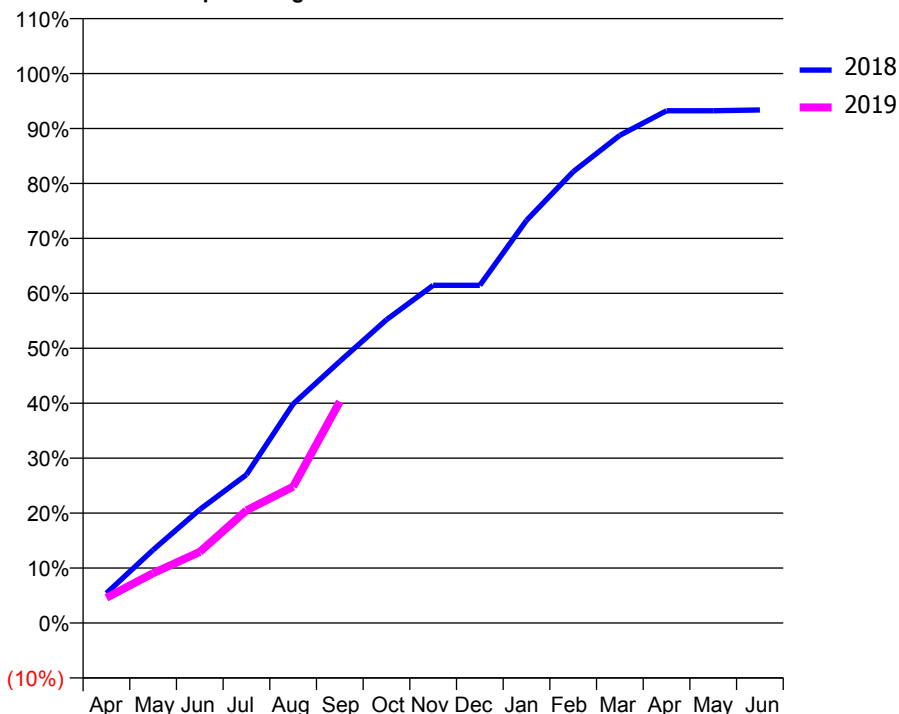
ACCESS*

Patients seen in 24 months	Total	Change since previous quarter
Quarter ending September 2017	760	
Quarter ending December 2017	735	↓
Quarter ending March 2018	747	→
Quarter ending June 2018	726	↓
Quarter ending September 2018	732	→
Variance since September 2017	(3.7%)	↓



ACTIVITY

Cumulative percentage of contracted UDA delivered 2018 & 2019



Adjusted Scheduled Activity (UDA)

Month	2018	2019
April	100	84
May	244	166
June	379	237
July	496	376
August	731	455
September	874	739
October	1,013	
November	1,128	
December	1,128	
January	1,344	
February	1,507	
March	1,629	
April	1,710	
May	1,710	
June	1,713	

QUALITY

	Quantity	Base Number	Contract	AT	Region	England
% of FP17s for the same patient ID Re-attending within 3 months - Children	15	312	4.8%	10.6%	11.4%	11.6%
% of FP17s for the same patient ID Re-attending within 3 months - Adults	14	152	9.2%	14.0%	15.0%	15.5%
% of FP17s for the same patient ID Re-attending between 3 & 9 months - Children	192	312	61.5%	59.8%	59.9%	58.8%
% of FP17s for the same patient ID Re-attending between 3 & 9 months - Adults	73	152	48.0%	49.1%	52.0%	51.1%
% of FP17s for Band 1 Urgent Courses	22	426	5.2%	9.1%	8.0%	9.0%
% of FP17s Relating to Free Repair or Replacements	1	426	0.2%	0.7%	0.8%	0.8%
% of FP17s Relating to Continuations	0	426	0.0%	1.0%	0.9%	0.9%
% of Patients satisfied with the dentistry they have received	0	0	N/A	93.6%	93.5%	93.3%
% of Patients satisfied with the time they had to wait for an appointment	0	0	N/A	88.4%	89.1%	88.9%

* This is based on patients treated on this contract for their most recent course of treatment. Figures in italics indicate the base number of FP17s or Patient Questionnaire responses are less than 100. N/A is shown where the base number of responses is less than 10 during the period. % is calculated as Quantity/Base number*100

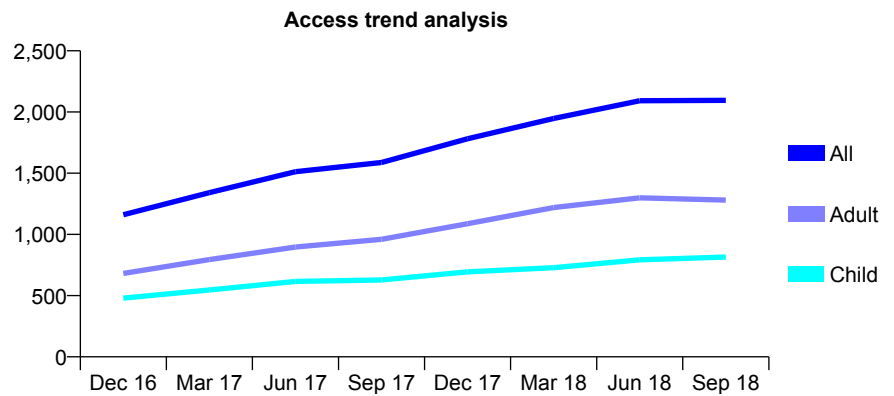
Q56 - Vital Signs At a Glance Contract Report for 103748/0001 - September 2018

Name or company name	Zain Shamoon
Contract type name	GDS Contract
Purpose of contract	General and Orthodontic
Contract start date	07/12/2015
Contract end date	

18/19 Contracted general activity (UDA)	3,783
Carry forward general activity (UDA)	0
18/19 Contracted orthodontic activity (UOA)	1,800
Carry forward orthodontic activity (UOA)	0
Baseline contract value	£221,910.65

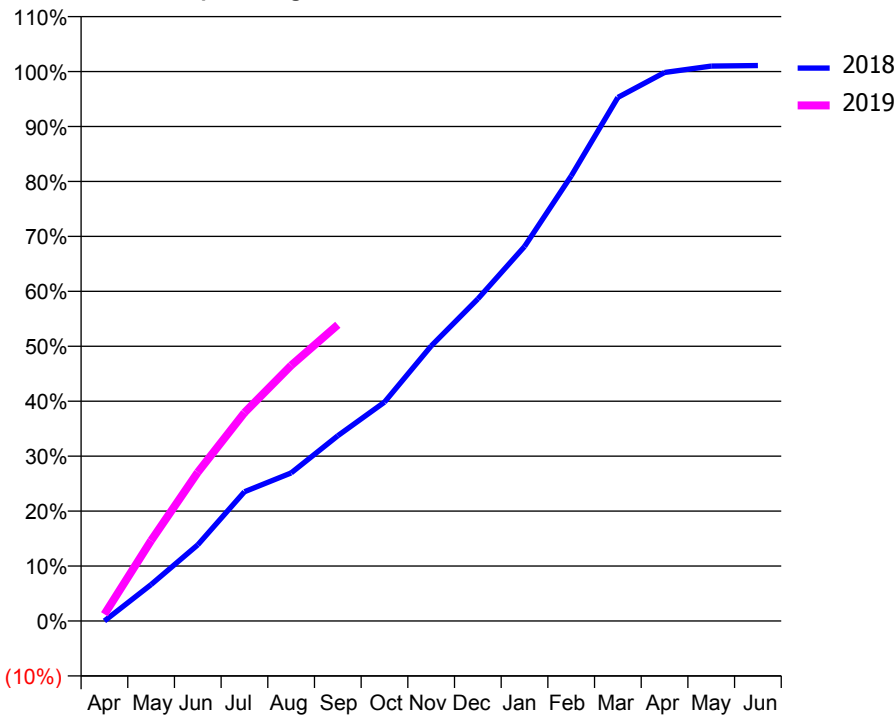
ACCESS*

Patients seen in 24 months	Total	Change since previous quarter
Quarter ending September 2017	1,588	
Quarter ending December 2017	1,782	↑
Quarter ending March 2018	1,947	↑
Quarter ending June 2018	2,092	↑
Quarter ending September 2018	2,095	→
Variance since September 2017	31.9%	↑



ACTIVITY

Cumulative percentage of contracted UDA delivered 2018 & 2019



Month	Adjusted Scheduled Activity (UDA)	
	2018	2019
April	0	46
May	251	554
June	525	1,024
July	890	1,435
August	1,019	1,759
September	1,275	2,039
October	1,507	
November	1,894	
December	2,217	
January	2,578	
February	3,064	
March	3,605	
April	3,777	
May	3,820	
June	3,824	

QUALITY

	Quantity	Base Number	Contract	AT	Region	England
% of FP17s for the same patient ID Re-attending within 3 months - Children	40	672	6.0%	10.6%	11.4%	11.6%
% of FP17s for the same patient ID Re-attending within 3 months - Adults	94	798	11.8%	14.0%	15.0%	15.5%
% of FP17s for the same patient ID Re-attending between 3 & 9 months - Children	294	672	43.8%	59.8%	59.9%	58.8%
% of FP17s for the same patient ID Re-attending between 3 & 9 months - Adults	412	798	51.6%	49.1%	52.0%	51.1%
% of FP17s for Band 1 Urgent Courses	87	1,293	6.7%	9.1%	8.0%	9.0%
% of FP17s Relating to Free Repair or Replacements	3	1,293	0.2%	0.7%	0.8%	0.8%
% of FP17s Relating to Continuations	6	1,293	0.5%	1.0%	0.9%	0.9%
% of Patients satisfied with the dentistry they have received	1	1	N/A	93.6%	93.5%	93.3%
% of Patients satisfied with the time they had to wait for an appointment	1	1	N/A	88.4%	89.1%	88.9%

* This is based on patients treated on this contract for their most recent course of treatment. Figures in italics indicate the base number of FP17s or Patient Questionnaire responses are less than 100. N/A is shown where the base number of responses is less than 10 during the period. % is calculated as Quantity/Base number*100

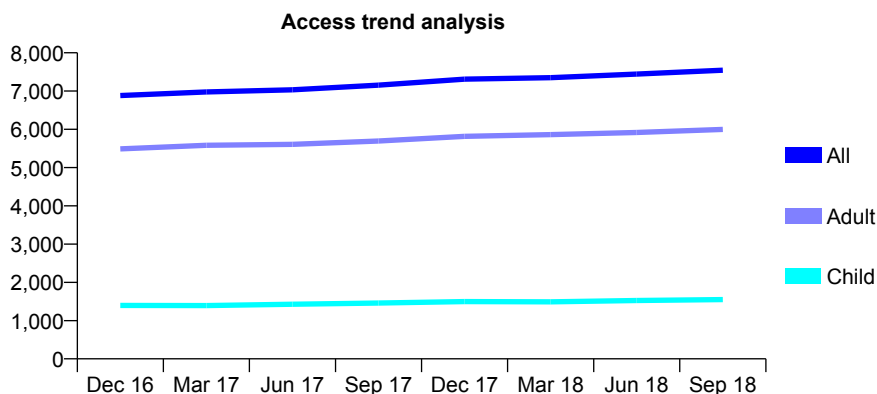
Q56 - Vital Signs At a Glance Contract Report for 104418/0001 - September 2018

Name or company name	Parish Vaid & Snehal Radia & Sanjay Shah
Contract type name	GDS Contract
Purpose of contract	General
Contract start date	08/05/2014
Contract end date	

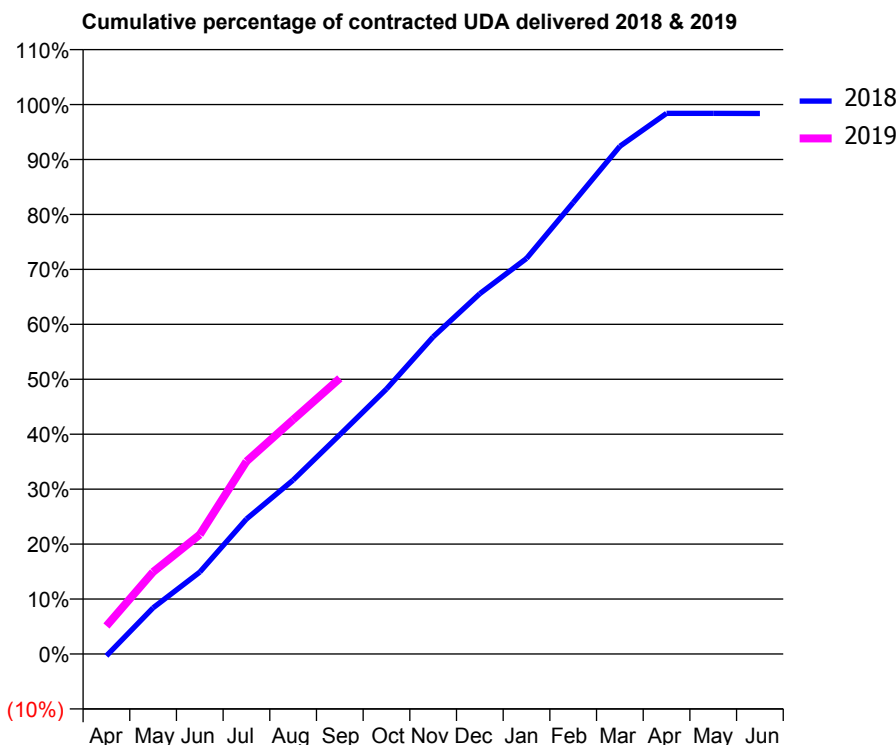
18/19 Contracted general activity (UDA)	21,611
Carry forward general activity (UDA)	0
18/19 Contracted orthodontic activity (UOA)	0
Carry forward orthodontic activity (UOA)	0
Baseline contract value	£489,281.94

ACCESS*

Patients seen in 24 months	Total	Change since previous quarter
Quarter ending September 2017	7,153	
Quarter ending December 2017	7,313	↑
Quarter ending March 2018	7,350	→
Quarter ending June 2018	7,444	→
Quarter ending September 2018	7,546	→
Variance since September 2017	5.5%	↑



ACTIVITY



Month	Adjusted Scheduled Activity (UDA)	
	2018	2019
April	-78	1,104
May	1,817	3,226
June	3,221	4,695
July	5,311	7,575
August	6,842	9,217
September	8,624	10,843
October	10,423	
November	12,475	
December	14,175	
January	15,559	
February	17,755	
March	19,967	
April	21,261	
May	21,261	
June	21,260	

QUALITY

	Quantity	Base Number	Contract	AT	Region	England
% of FP17s for the same patient ID Re-attending within 3 months - Children	84	1,291	6.5%	10.6%	11.4%	11.6%
% of FP17s for the same patient ID Re-attending within 3 months - Adults	531	4,748	11.2%	14.0%	15.0%	15.5%
% of FP17s for the same patient ID Re-attending between 3 & 9 months - Children	813	1,291	63.0%	59.8%	59.9%	58.8%
% of FP17s for the same patient ID Re-attending between 3 & 9 months - Adults	2,950	4,748	62.1%	49.1%	52.0%	51.1%
% of FP17s for Band 1 Urgent Courses	357	5,522	6.5%	9.1%	8.0%	9.0%
% of FP17s Relating to Free Repair or Replacements	50	5,522	0.9%	0.7%	0.8%	0.8%
% of FP17s Relating to Continuations	36	5,522	0.7%	1.0%	0.9%	0.9%
% of Patients satisfied with the dentistry they have received	3	3	N/A	93.6%	93.5%	93.3%
% of Patients satisfied with the time they had to wait for an appointment	3	3	N/A	88.4%	89.1%	88.9%

* This is based on patients treated on this contract for their most recent course of treatment. Figures in italics indicate the base number of FP17s or Patient Questionnaire responses are less than 100. N/A is shown where the base number of responses is less than 10 during the period. % is calculated as Quantity/Base number*100

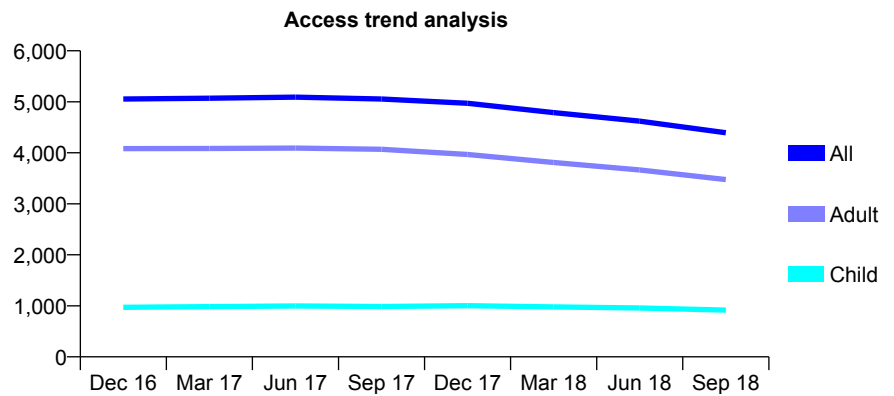
Q56 - Vital Signs At a Glance Contract Report for 104418/0002 - September 2018

Name or company name	Parish Vaid & Snehal Radia & Sanjay Shah
Contract type name	GDS Contract
Purpose of contract	General
Contract start date	13/05/2014
Contract end date	

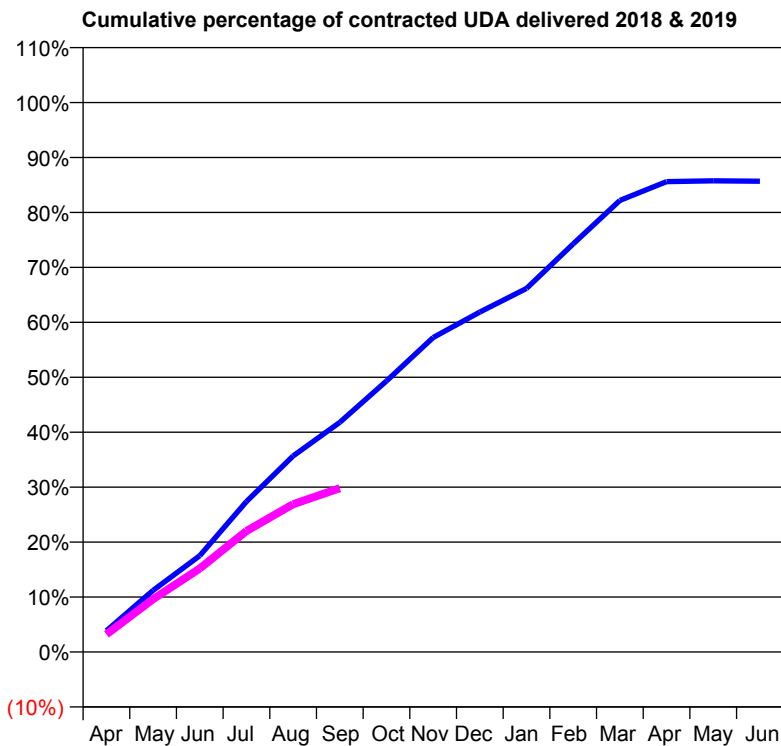
18/19 Contracted general activity (UDA)	16,174
Carry forward general activity (UDA)	0
18/19 Contracted orthodontic activity (UOA)	0
Carry forward orthodontic activity (UOA)	0
Baseline contract value	£444,767.08

ACCESS*

Patients seen in 24 months	Total	Change since previous quarter
Quarter ending September 2017	5,056	
Quarter ending December 2017	4,970	↓
Quarter ending March 2018	4,789	↓
Quarter ending June 2018	4,622	↓
Quarter ending September 2018	4,393	↓
Variance since September 2017	(13.1%)	↓



ACTIVITY



Adjusted Scheduled Activity (UDA)		
Month	2018	2019
April	626	519
May	1,814	1,556
June	2,836	2,458
July	4,430	3,563
August	5,771	4,350
September	6,761	4,823
October	7,977	
November	9,259	
December	10,007	
January	10,703	
February	12,014	
March	13,292	
April	13,845	
May	13,868	
June	13,856	

QUALITY

	Quantity	Base Number	Contract	AT	Region	England
% of FP17s for the same patient ID Re-attending within 3 months - Children	41	597	6.9%	10.6%	11.4%	11.6%
% of FP17s for the same patient ID Re-attending within 3 months - Adults	250	2,089	12.0%	14.0%	15.0%	15.5%
% of FP17s for the same patient ID Re-attending between 3 & 9 months - Children	393	597	65.8%	59.8%	59.9%	58.8%
% of FP17s for the same patient ID Re-attending between 3 & 9 months - Adults	1,360	2,089	65.1%	49.1%	52.0%	51.1%
% of FP17s for Band 1 Urgent Courses	239	2,503	9.5%	9.1%	8.0%	9.0%
% of FP17s Relating to Free Repair or Replacements	9	2,503	0.4%	0.7%	0.8%	0.8%
% of FP17s Relating to Continuations	9	2,503	0.4%	1.0%	0.9%	0.9%
% of Patients satisfied with the dentistry they have received	2	2	N/A	93.6%	93.5%	93.3%
% of Patients satisfied with the time they had to wait for an appointment	1	2	N/A	88.4%	89.1%	88.9%

* This is based on patients treated on this contract for their most recent course of treatment. Figures in italics indicate the base number of FP17s or Patient Questionnaire responses are less than 100. N/A is shown where the base number of responses is less than 10 during the period. % is calculated as Quantity/Base number*100

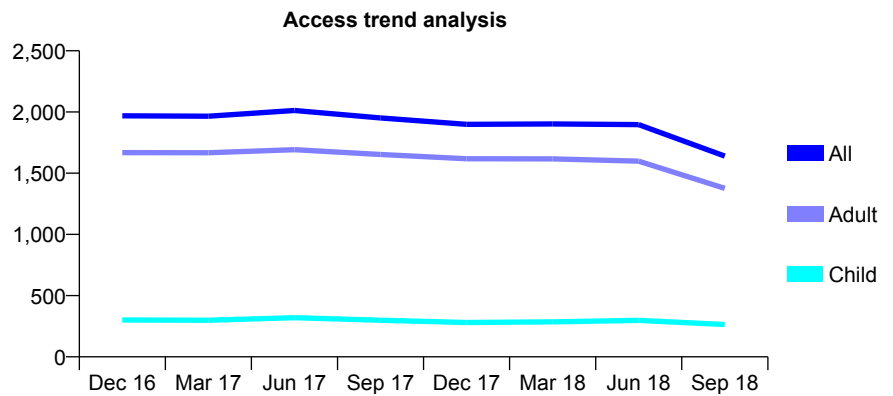
Q56 - Vital Signs At a Glance Contract Report for 105090/0001 - September 2018

Name or company name	Mr Azad Eyrumlu and Mr M Eyrumlu
Contract type name	GDS Contract
Purpose of contract	General
Contract start date	05/02/2013
Contract end date	

18/19 Contracted general activity (UDA)	7,566
Carry forward general activity (UDA)	0
18/19 Contracted orthodontic activity (UOA)	0
Carry forward orthodontic activity (UOA)	0
Baseline contract value	£181,499.53

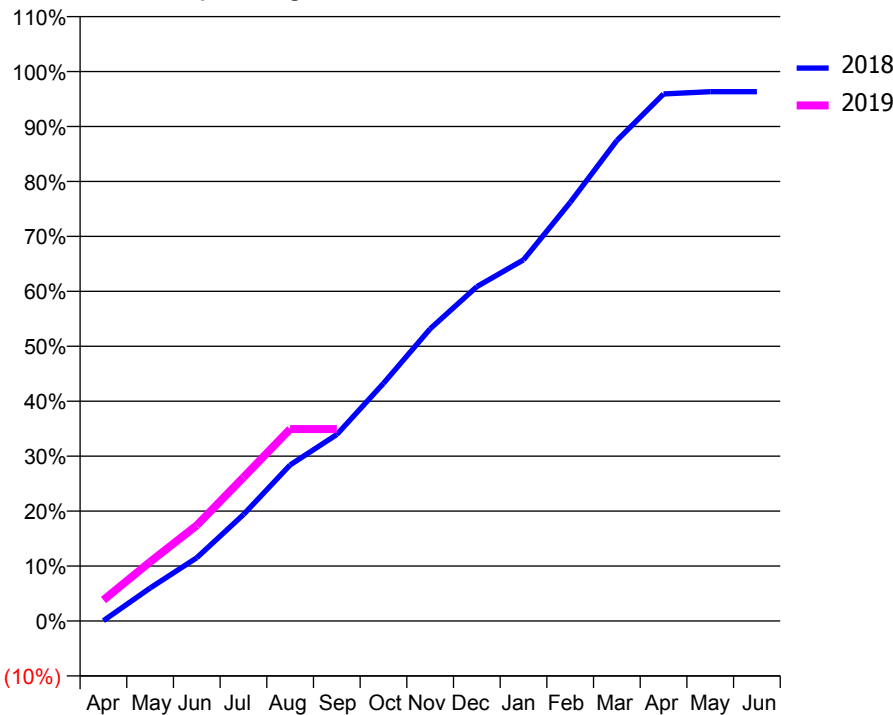
ACCESS*

Patients seen in 24 months	Total	Change since previous quarter
Quarter ending September 2017	1,952	
Quarter ending December 2017	1,899	↓
Quarter ending March 2018	1,903	→
Quarter ending June 2018	1,897	→
Quarter ending September 2018	1,640	↓
Variance since September 2017	(16.0%)	↓



ACTIVITY

Cumulative percentage of contracted UDA delivered 2018 & 2019



Adjusted Scheduled Activity (UDA)		
Month	2018	2019
April	5	289
May	455	814
June	872	1,318
July	1,466	1,978
August	2,150	2,643
September	2,568	2,643
October	3,272	
November	4,024	
December	4,604	
January	4,973	
February	5,764	
March	6,616	
April	7,257	
May	7,288	
June	7,288	

QUALITY

	Quantity	Base Number	Contract	AT	Region	England
% of FP17s for the same patient ID Re-attending within 3 months - Children	16	198	8.1%	10.6%	11.4%	11.6%
% of FP17s for the same patient ID Re-attending within 3 months - Adults	190	1,059	17.9%	14.0%	15.0%	15.5%
% of FP17s for the same patient ID Re-attending between 3 & 9 months - Children	107	198	54.0%	59.8%	59.9%	58.8%
% of FP17s for the same patient ID Re-attending between 3 & 9 months - Adults	577	1,059	54.5%	49.1%	52.0%	51.1%
% of FP17s for Band 1 Urgent Courses	115	1,103	10.4%	9.1%	8.0%	9.0%
% of FP17s Relating to Free Repair or Replacements	25	1,103	2.3%	0.7%	0.8%	0.8%
% of FP17s Relating to Continuations	35	1,103	3.2%	1.0%	0.9%	0.9%
% of Patients satisfied with the dentistry they have received	1	1	N/A	93.6%	93.5%	93.3%
% of Patients satisfied with the time they had to wait for an appointment	1	1	N/A	88.4%	89.1%	88.9%

* This is based on patients treated on this contract for their most recent course of treatment. Figures in italics indicate the base number of FP17s or Patient Questionnaire responses are less than 100. N/A is shown where the base number of responses is less than 10 during the period. % is calculated as Quantity/Base number*100

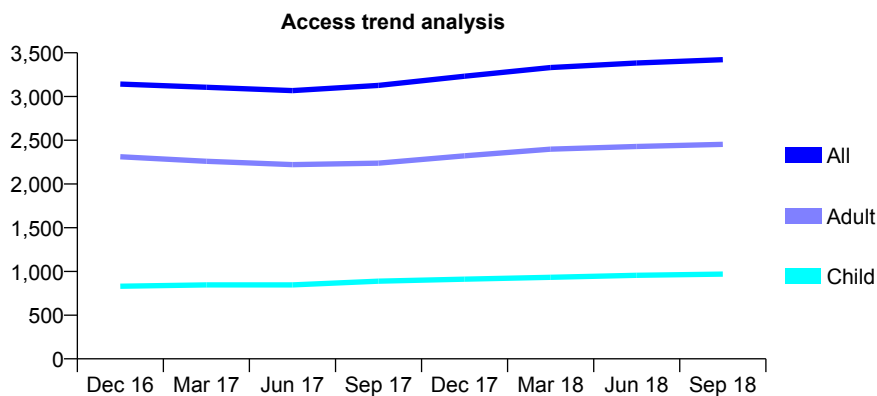
Q56 - Vital Signs At a Glance Contract Report for 105171/0001 - September 2018

Name or company name	Gentle Dental Practices Ltd
Contract type name	GDS Contract
Purpose of contract	General and Orthodontic
Contract start date	01/06/2010
Contract end date	

18/19 Contracted general activity (UDA)	13,538
Carry forward general activity (UDA)	0
18/19 Contracted orthodontic activity (UOA)	1,260
Carry forward orthodontic activity (UOA)	0
Baseline contract value	£404,712.54

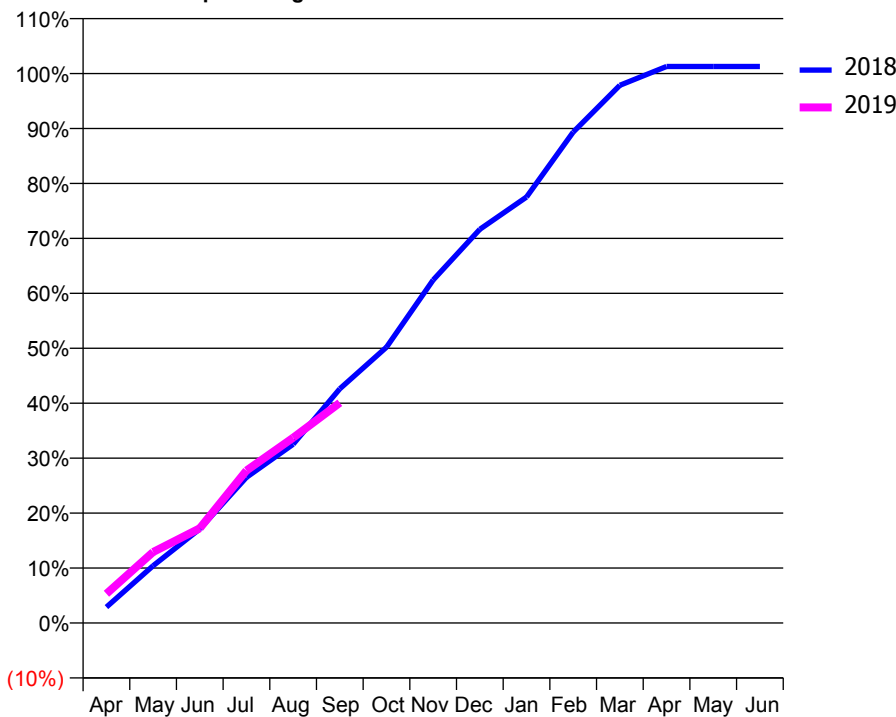
ACCESS*

Patients seen in 24 months	Total	Change since previous quarter
Quarter ending September 2017	3,127	
Quarter ending December 2017	3,233	↑
Quarter ending March 2018	3,331	↑
Quarter ending June 2018	3,383	→
Quarter ending September 2018	3,422	→
Variance since September 2017	9.4%	↑



ACTIVITY

Cumulative percentage of contracted UDA delivered 2018 & 2019



Month	Adjusted Scheduled Activity (UDA)	
	2018	2019
April	331	720
May	1,191	1,750
June	1,955	2,333
July	3,026	3,757
August	3,713	4,566
September	4,867	5,425
October	5,731	
November	7,126	
December	8,179	
January	8,850	
February	10,200	
March	11,173	
April	11,562	
May	11,562	
June	11,562	

QUALITY

	Quantity	Base Number	Contract	AT	Region	England
% of FP17s for the same patient ID Re-attending within 3 months - Children	86	891	9.7%	10.6%	11.4%	11.6%
% of FP17s for the same patient ID Re-attending within 3 months - Adults	264	1,755	15.0%	14.0%	15.0%	15.5%
% of FP17s for the same patient ID Re-attending between 3 & 9 months - Children	552	891	62.0%	59.8%	59.9%	58.8%
% of FP17s for the same patient ID Re-attending between 3 & 9 months - Adults	830	1,755	47.3%	49.1%	52.0%	51.1%
% of FP17s for Band 1 Urgent Courses	119	2,369	5.0%	9.1%	8.0%	9.0%
% of FP17s Relating to Free Repair or Replacements	17	2,369	0.7%	0.7%	0.8%	0.8%
% of FP17s Relating to Continuations	2	2,369	0.1%	1.0%	0.9%	0.9%
% of Patients satisfied with the dentistry they have received	3	4	N/A	93.6%	93.5%	93.3%
% of Patients satisfied with the time they had to wait for an appointment	2	4	N/A	88.4%	89.1%	88.9%

* This is based on patients treated on this contract for their most recent course of treatment. Figures in italics indicate the base number of FP17s or Patient Questionnaire responses are less than 100. N/A is shown where the base number of responses is less than 10 during the period. % is calculated as Quantity/Base number*100

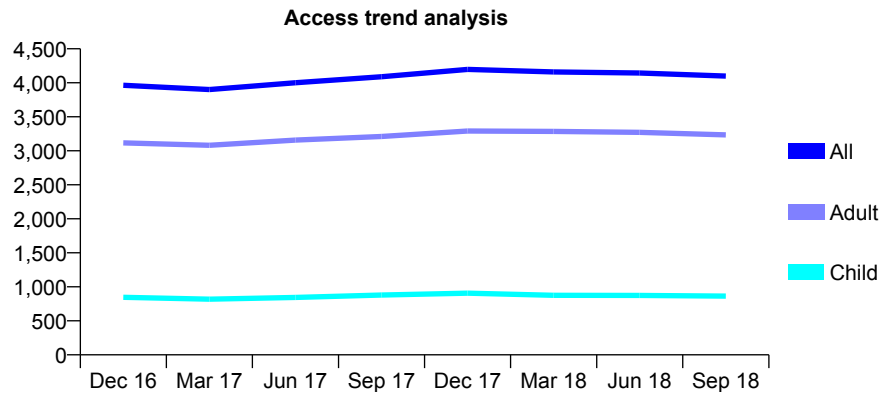
Q56 - Vital Signs At a Glance Contract Report for 105996/0001 - September 2018

Name or company name	Dr A Monzavi Tabrizi Dental Practice Limite
Contract type name	GDS Contract
Purpose of contract	General
Contract start date	01/07/2014
Contract end date	

18/19 Contracted general activity (UDA)	12,090
Carry forward general activity (UDA)	0
18/19 Contracted orthodontic activity (UOA)	0
Carry forward orthodontic activity (UOA)	0
Baseline contract value	£295,979.57

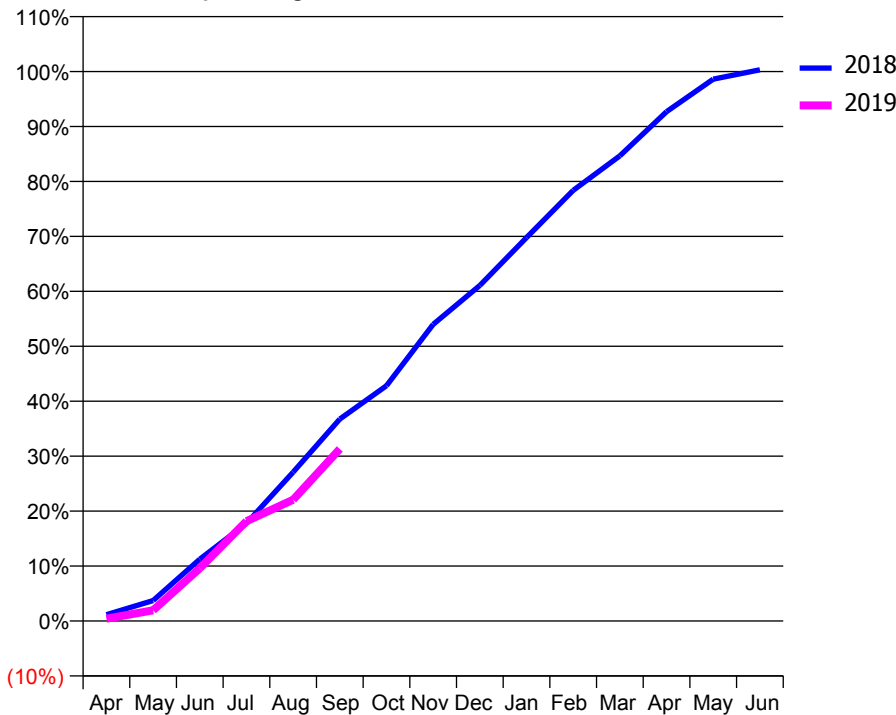
ACCESS*

Patients seen in 24 months	Total	Change since previous quarter
Quarter ending September 2017	4,090	
Quarter ending December 2017	4,197	↑
Quarter ending March 2018	4,160	→
Quarter ending June 2018	4,144	→
Quarter ending September 2018	4,099	↓
Variance since September 2017	0.2%	→



ACTIVITY

Cumulative percentage of contracted UDA delivered 2018 & 2019



Month	Adjusted Scheduled Activity (UDA)	
	2018	2019
April	139	51
May	450	237
June	1,359	1,161
July	2,150	2,195
August	3,277	2,669
September	4,444	3,787
October	5,176	
November	6,525	
December	7,384	
January	8,438	
February	9,476	
March	10,234	
April	11,206	
May	11,921	
June	12,127	

QUALITY

	Quantity	Base Number	Contract	AT	Region	England
% of FP17s for the same patient ID Re-attending within 3 months - Children	85	611	13.9%	10.6%	11.4%	11.6%
% of FP17s for the same patient ID Re-attending within 3 months - Adults	298	1,997	14.9%	14.0%	15.0%	15.5%
% of FP17s for the same patient ID Re-attending between 3 & 9 months - Children	273	611	44.7%	59.8%	59.9%	58.8%
% of FP17s for the same patient ID Re-attending between 3 & 9 months - Adults	1,034	1,997	51.8%	49.1%	52.0%	51.1%
% of FP17s for Band 1 Urgent Courses	277	1,762	15.7%	9.1%	8.0%	9.0%
% of FP17s Relating to Free Repair or Replacements	1	1,762	0.1%	0.7%	0.8%	0.8%
% of FP17s Relating to Continuations	7	1,762	0.4%	1.0%	0.9%	0.9%
% of Patients satisfied with the dentistry they have received	4	4	N/A	93.6%	93.5%	93.3%
% of Patients satisfied with the time they had to wait for an appointment	4	4	N/A	88.4%	89.1%	88.9%

* This is based on patients treated on this contract for their most recent course of treatment. Figures in italics indicate the base number of FP17s or Patient Questionnaire responses are less than 100. N/A is shown where the base number of responses is less than 10 during the period. % is calculated as Quantity/Base number*100

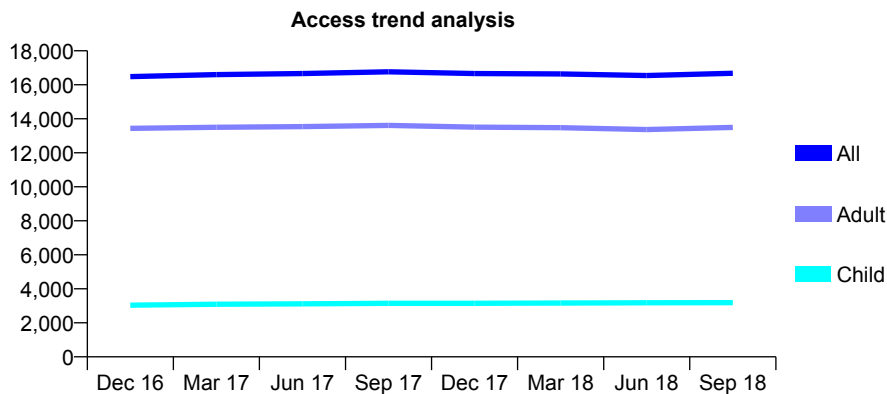
Q56 - Vital Signs At a Glance Contract Report for 106275/0001 - September 2018

Name or company name	Dr P Vaid, S Radia and S Shah
Contract type name	GDS Contract
Purpose of contract	General
Contract start date	01/04/2014
Contract end date	

18/19 Contracted general activity (UDA)	47,200
Carry forward general activity (UDA)	0
18/19 Contracted orthodontic activity (UOA)	0
Carry forward orthodontic activity (UOA)	0
Baseline contract value	£1,013,805.53

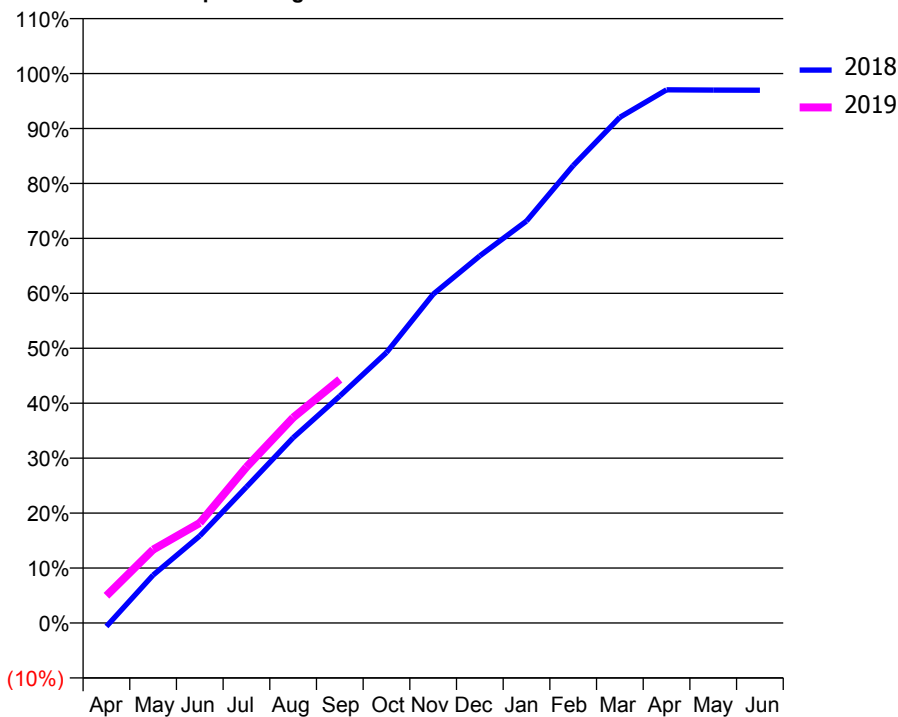
ACCESS*

Patients seen in 24 months	Total	Change since previous quarter
Quarter ending September 2017	16,766	
Quarter ending December 2017	16,659	→
Quarter ending March 2018	16,641	→
Quarter ending June 2018	16,542	→
Quarter ending September 2018	16,680	→
Variance since September 2017	(0.5%)	→



ACTIVITY

Cumulative percentage of contracted UDA delivered 2018 & 2019



Month	Adjusted Scheduled Activity (UDA)	
	2018	2019
April	-302	2,340
May	4,113	6,309
June	7,491	8,596
July	11,687	13,396
August	15,917	17,645
September	19,502	20,922
October	23,239	
November	28,242	
December	31,535	
January	34,528	
February	39,295	
March	43,434	
April	45,798	
May	45,779	
June	45,767	

QUALITY

	Quantity	Base Number	Contract	AT	Region	England
% of FP17s for the same patient ID Re-attending within 3 months - Children	225	2,311	9.7%	10.6%	11.4%	11.6%
% of FP17s for the same patient ID Re-attending within 3 months - Adults	1,530	9,928	15.4%	14.0%	15.0%	15.5%
% of FP17s for the same patient ID Re-attending between 3 & 9 months - Children	1,309	2,311	56.6%	59.8%	59.9%	58.8%
% of FP17s for the same patient ID Re-attending between 3 & 9 months - Adults	5,650	9,928	56.9%	49.1%	52.0%	51.1%
% of FP17s for Band 1 Urgent Courses	1,272	10,992	11.6%	9.1%	8.0%	9.0%
% of FP17s Relating to Free Repair or Replacements	159	10,992	1.4%	0.7%	0.8%	0.8%
% of FP17s Relating to Continuations	77	10,992	0.7%	1.0%	0.9%	0.9%
% of Patients satisfied with the dentistry they have received	11	12	91.7%	93.6%	93.5%	93.3%
% of Patients satisfied with the time they had to wait for an appointment	10	12	83.3%	88.4%	89.1%	88.9%

* This is based on patients treated on this contract for their most recent course of treatment. Figures in italics indicate the base number of FP17s or Patient Questionnaire responses are less than 100. N/A is shown where the base number of responses is less than 10 during the period. % is calculated as Quantity/Base number*100

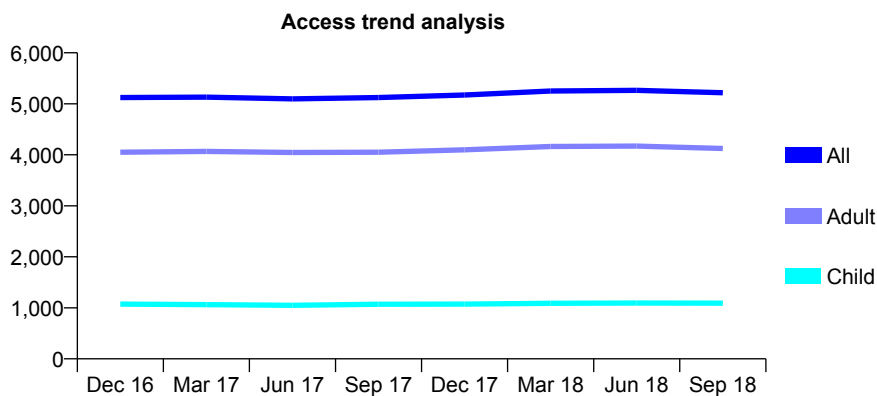
Q56 - Vital Signs At a Glance Contract Report for 106941/0001 - September 2018

Name or company name	Perfect Smile Clinic Limited
Contract type name	GDS Contract
Purpose of contract	General
Contract start date	01/03/2014
Contract end date	

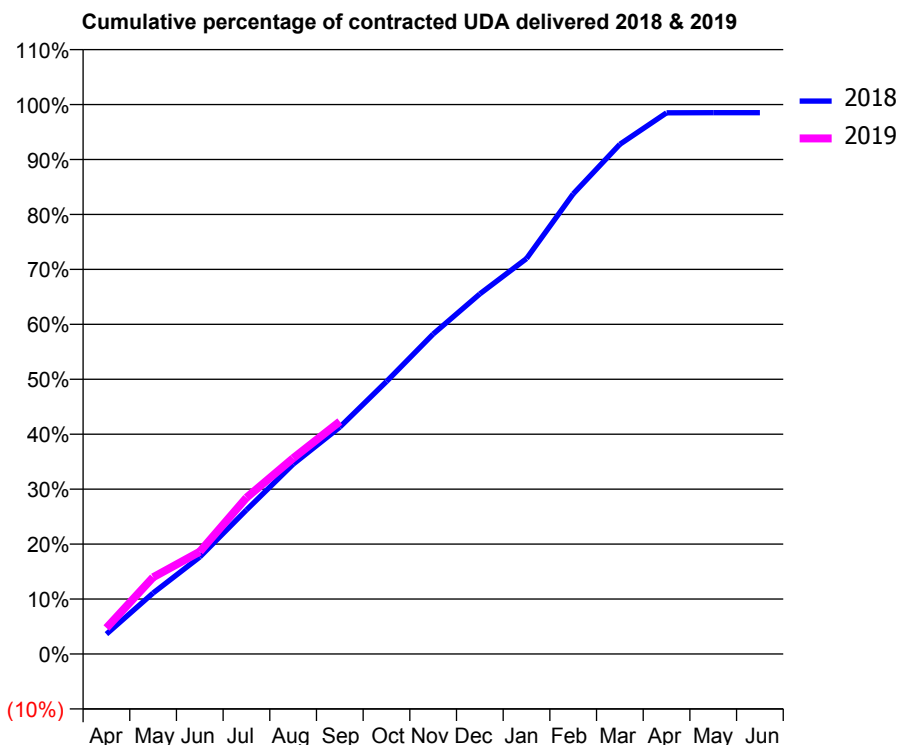
18/19 Contracted general activity (UDA)	17,380
Carry forward general activity (UDA)	0
18/19 Contracted orthodontic activity (UOA)	0
Carry forward orthodontic activity (UOA)	0
Baseline contract value	£405,266.28

ACCESS*

Patients seen in 24 months	Total	Change since previous quarter
Quarter ending September 2017	5,122	
Quarter ending December 2017	5,173	→
Quarter ending March 2018	5,252	→
Quarter ending June 2018	5,265	→
Quarter ending September 2018	5,217	→
Variance since September 2017	1.9%	→



ACTIVITY



Month	Adjusted Scheduled Activity (UDA)	
	2018	2019
April	630	824
May	1,929	2,426
June	3,069	3,236
July	4,559	4,946
August	6,004	6,192
September	7,175	7,352
October	8,621	
November	10,120	
December	11,389	
January	12,505	
February	14,551	
March	16,122	
April	17,117	
May	17,120	
June	17,120	

QUALITY

	Quantity	Base Number	Contract	AT	Region	England
% of FP17s for the same patient ID Re-attending within 3 months - Children	66	872	7.6%	10.6%	11.4%	11.6%
% of FP17s for the same patient ID Re-attending within 3 months - Adults	441	3,019	14.6%	14.0%	15.0%	15.5%
% of FP17s for the same patient ID Re-attending between 3 & 9 months - Children	567	872	65.0%	59.8%	59.9%	58.8%
% of FP17s for the same patient ID Re-attending between 3 & 9 months - Adults	1,880	3,019	62.3%	49.1%	52.0%	51.1%
% of FP17s for Band 1 Urgent Courses	311	3,562	8.7%	9.1%	8.0%	9.0%
% of FP17s Relating to Free Repair or Replacements	15	3,562	0.4%	0.7%	0.8%	0.8%
% of FP17s Relating to Continuations	20	3,562	0.6%	1.0%	0.9%	0.9%
% of Patients satisfied with the dentistry they have received	2	3	N/A	93.6%	93.5%	93.3%
% of Patients satisfied with the time they had to wait for an appointment	3	3	N/A	88.4%	89.1%	88.9%

* This is based on patients treated on this contract for their most recent course of treatment. Figures in italics indicate the base number of FP17s or Patient Questionnaire responses are less than 100. N/A is shown where the base number of responses is less than 10 during the period. % is calculated as Quantity/Base number*100

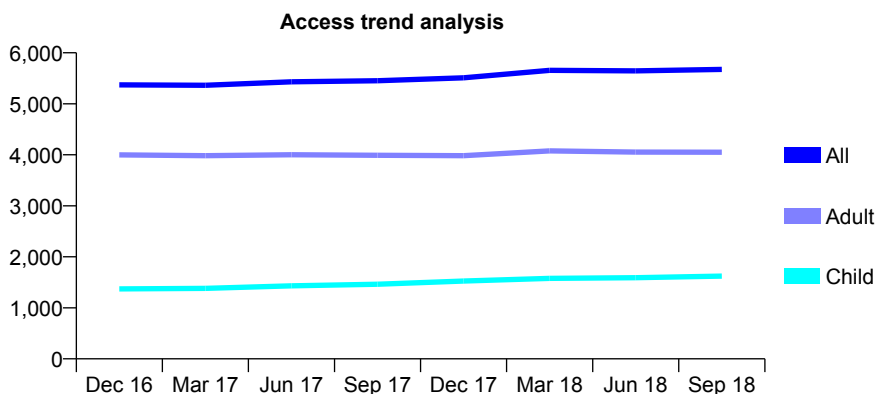
Q56 - Vital Signs At a Glance Contract Report for 109142/0001 - September 2018

Name or company name	Littleport Dental Practice
Contract type name	GDS Contract
Purpose of contract	General
Contract start date	02/07/2012
Contract end date	

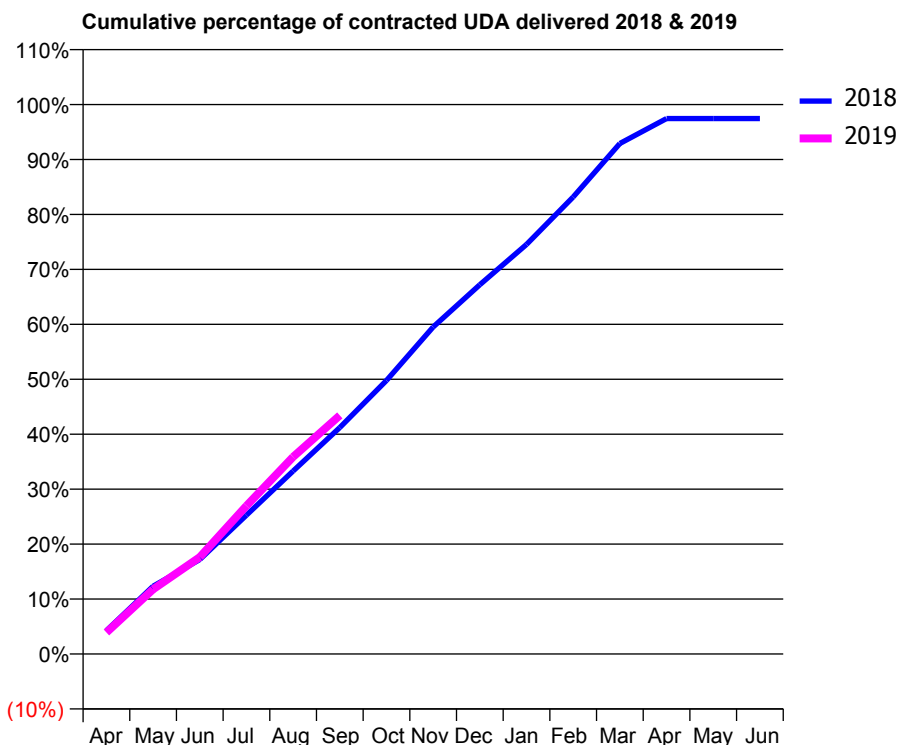
18/19 Contracted general activity (UDA)	14,288
Carry forward general activity (UDA)	0
18/19 Contracted orthodontic activity (UOA)	0
Carry forward orthodontic activity (UOA)	0
Baseline contract value	£361,823.38

ACCESS*

Patients seen in 24 months	Total	Change since previous quarter
Quarter ending September 2017	5,453	
Quarter ending December 2017	5,509	→
Quarter ending March 2018	5,655	↑
Quarter ending June 2018	5,645	→
Quarter ending September 2018	5,675	→
Variance since September 2017	4.1%	↑



ACTIVITY



Month	Adjusted Scheduled Activity (UDA)	
	2018	2019
April	610	560
May	1,763	1,683
June	2,457	2,518
July	3,611	3,855
August	4,760	5,127
September	5,888	6,204
October	7,113	
November	8,505	
December	9,603	
January	10,649	
February	11,884	
March	13,273	
April	13,922	
May	13,924	
June	13,924	

QUALITY

	Quantity	Base Number	Contract	AT	Region	England
% of FP17s for the same patient ID Re-attending within 3 months - Children	131	1,478	8.9%	10.6%	11.4%	11.6%
% of FP17s for the same patient ID Re-attending within 3 months - Adults	467	3,044	15.3%	14.0%	15.0%	15.5%
% of FP17s for the same patient ID Re-attending between 3 & 9 months - Children	995	1,478	67.3%	59.8%	59.9%	58.8%
% of FP17s for the same patient ID Re-attending between 3 & 9 months - Adults	1,700	3,044	55.8%	49.1%	52.0%	51.1%
% of FP17s for Band 1 Urgent Courses	282	3,821	7.4%	9.1%	8.0%	9.0%
% of FP17s Relating to Free Repair or Replacements	17	3,821	0.4%	0.7%	0.8%	0.8%
% of FP17s Relating to Continuations	31	3,821	0.8%	1.0%	0.9%	0.9%
% of Patients satisfied with the dentistry they have received	3	3	N/A	93.6%	93.5%	93.3%
% of Patients satisfied with the time they had to wait for an appointment	3	3	N/A	88.4%	89.1%	88.9%

* This is based on patients treated on this contract for their most recent course of treatment. Figures in italics indicate the base number of FP17s or Patient Questionnaire responses are less than 100. N/A is shown where the base number of responses is less than 10 during the period. % is calculated as Quantity/Base number*100

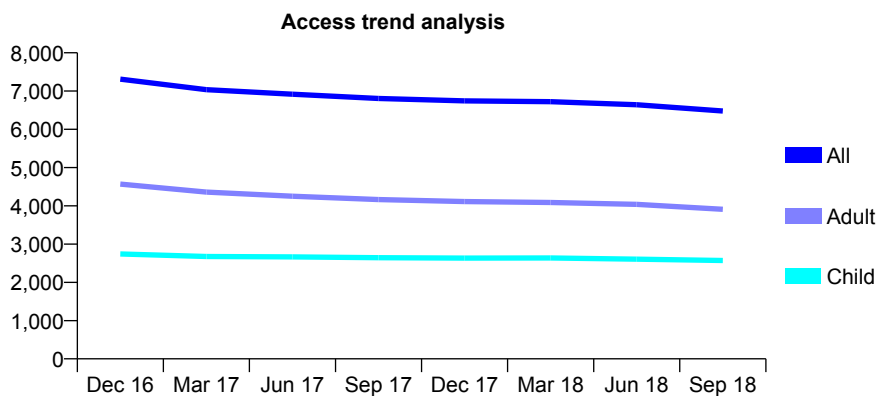
Q56 - Vital Signs At a Glance Contract Report for 109487/0001 - September 2018

Name or company name	Cambourne Dental Practice
Contract type name	GDS Contract
Purpose of contract	General
Contract start date	08/04/2011
Contract end date	

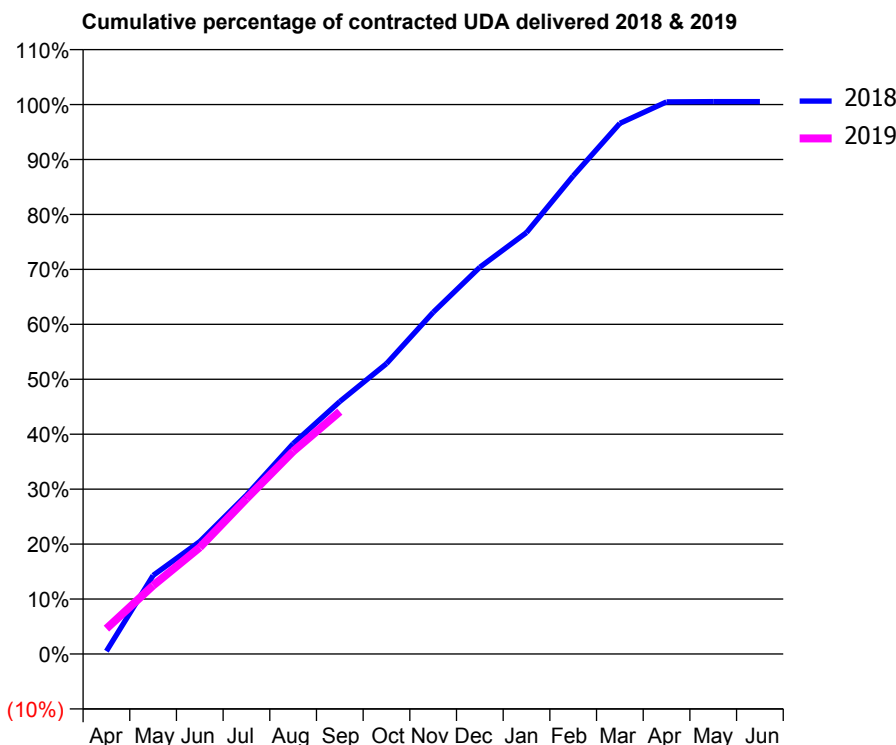
18/19 Contracted general activity (UDA)	17,913
Carry forward general activity (UDA)	0
18/19 Contracted orthodontic activity (UOA)	0
Carry forward orthodontic activity (UOA)	0
Baseline contract value	£530,532.45

ACCESS*

Patients seen in 24 months	Total	Change since previous quarter
Quarter ending September 2017	6,806	
Quarter ending December 2017	6,745	→
Quarter ending March 2018	6,723	→
Quarter ending June 2018	6,643	↓
Quarter ending September 2018	6,479	↓
Variance since September 2017	(4.8%)	↓



ACTIVITY



Month	Adjusted Scheduled Activity (UDA)	
	2018	2019
April	94	827
May	2,562	2,233
June	3,668	3,473
July	5,179	5,063
August	6,857	6,606
September	8,231	7,900
October	9,464	
November	11,141	
December	12,610	
January	13,740	
February	15,584	
March	17,301	
April	18,000	
May	18,008	
June	18,008	

QUALITY

	Quantity	Base Number	Contract	AT	Region	England
% of FP17s for the same patient ID Re-attending within 3 months - Children	137	2,199	6.2%	10.6%	11.4%	11.6%
% of FP17s for the same patient ID Re-attending within 3 months - Adults	259	2,917	8.9%	14.0%	15.0%	15.5%
% of FP17s for the same patient ID Re-attending between 3 & 9 months - Children	1,564	2,199	71.1%	59.8%	59.9%	58.8%
% of FP17s for the same patient ID Re-attending between 3 & 9 months - Adults	2,011	2,917	68.9%	49.1%	52.0%	51.1%
% of FP17s for Band 1 Urgent Courses	270	4,728	5.7%	9.1%	8.0%	9.0%
% of FP17s Relating to Free Repair or Replacements	29	4,728	0.6%	0.7%	0.8%	0.8%
% of FP17s Relating to Continuations	41	4,728	0.9%	1.0%	0.9%	0.9%
% of Patients satisfied with the dentistry they have received	5	5	N/A	93.6%	93.5%	93.3%
% of Patients satisfied with the time they had to wait for an appointment	5	5	N/A	88.4%	89.1%	88.9%

* This is based on patients treated on this contract for their most recent course of treatment. Figures in italics indicate the base number of FP17s or Patient Questionnaire responses are less than 100. N/A is shown where the base number of responses is less than 10 during the period. % is calculated as Quantity/Base number*100

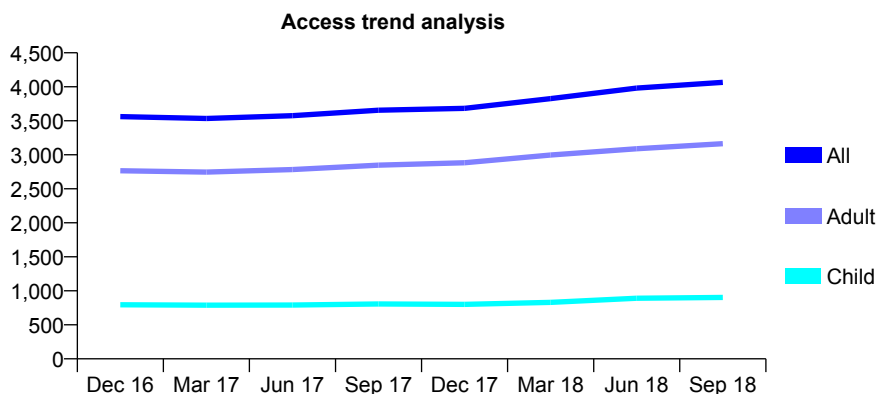
Q56 - Vital Signs At a Glance Contract Report for 110655/0001 - September 2018

Name or company name	The Toothplace Dental Surgery
Contract type name	GDS Contract
Purpose of contract	General
Contract start date	01/09/2010
Contract end date	

18/19 Contracted general activity (UDA)	13,533
Carry forward general activity (UDA)	0
18/19 Contracted orthodontic activity (UOA)	0
Carry forward orthodontic activity (UOA)	0
Baseline contract value	£342,117.95

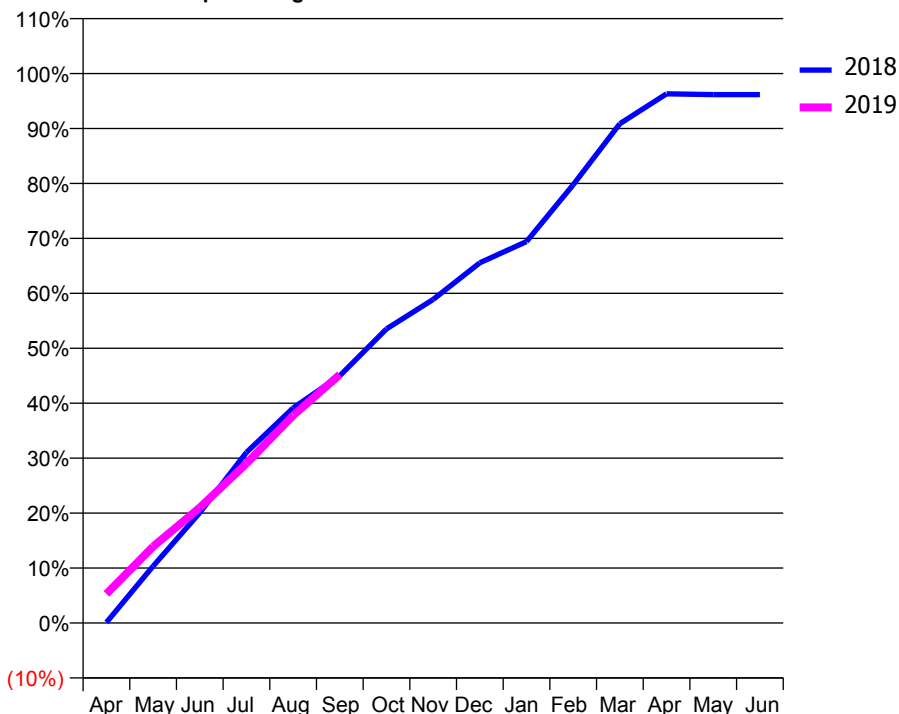
ACCESS*

Patients seen in 24 months	Total	Change since previous quarter
Quarter ending September 2017	3,655	
Quarter ending December 2017	3,684	→
Quarter ending March 2018	3,827	↑
Quarter ending June 2018	3,981	↑
Quarter ending September 2018	4,066	↑
Variance since September 2017	11.2%	↑



ACTIVITY

Cumulative percentage of contracted UDA delivered 2018 & 2019



Month	Adjusted Scheduled Activity (UDA)	
	2018	2019
April	16	717
May	1,402	1,883
June	2,717	2,841
July	4,201	3,929
August	5,296	5,111
September	6,089	6,120
October	7,243	
November	7,968	
December	8,872	
January	9,393	
February	10,793	
March	12,298	
April	13,031	
May	13,013	
June	13,013	

QUALITY

	Quantity	Base Number	Contract	AT	Region	England
% of FP17s for the same patient ID Re-attending within 3 months - Children	50	686	7.3%	10.6%	11.4%	11.6%
% of FP17s for the same patient ID Re-attending within 3 months - Adults	227	2,281	10.0%	14.0%	15.0%	15.5%
% of FP17s for the same patient ID Re-attending between 3 & 9 months - Children	395	686	57.6%	59.8%	59.9%	58.8%
% of FP17s for the same patient ID Re-attending between 3 & 9 months - Adults	1,193	2,281	52.3%	49.1%	52.0%	51.1%
% of FP17s for Band 1 Urgent Courses	133	2,751	4.8%	9.1%	8.0%	9.0%
% of FP17s Relating to Free Repair or Replacements	17	2,751	0.6%	0.7%	0.8%	0.8%
% of FP17s Relating to Continuations	2	2,751	0.1%	1.0%	0.9%	0.9%
% of Patients satisfied with the dentistry they have received	4	4	N/A	93.6%	93.5%	93.3%
% of Patients satisfied with the time they had to wait for an appointment	3	4	N/A	88.4%	89.1%	88.9%

* This is based on patients treated on this contract for their most recent course of treatment. Figures in italics indicate the base number of FP17s or Patient Questionnaire responses are less than 100. N/A is shown where the base number of responses is less than 10 during the period. % is calculated as Quantity/Base number*100

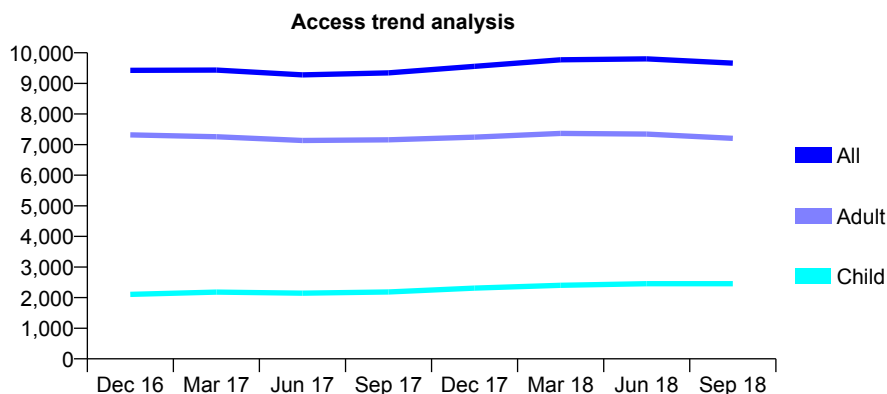
Q56 - Vital Signs At a Glance Contract Report for 110817/0001 - September 2018

Name or company name	1A Group Dental Practice Partnership
Contract type name	GDS Contract
Purpose of contract	General
Contract start date	01/04/2009
Contract end date	

18/19 Contracted general activity (UDA)	27,000
Carry forward general activity (UDA)	0
18/19 Contracted orthodontic activity (UOA)	0
Carry forward orthodontic activity (UOA)	0
Baseline contract value	£631,302.85

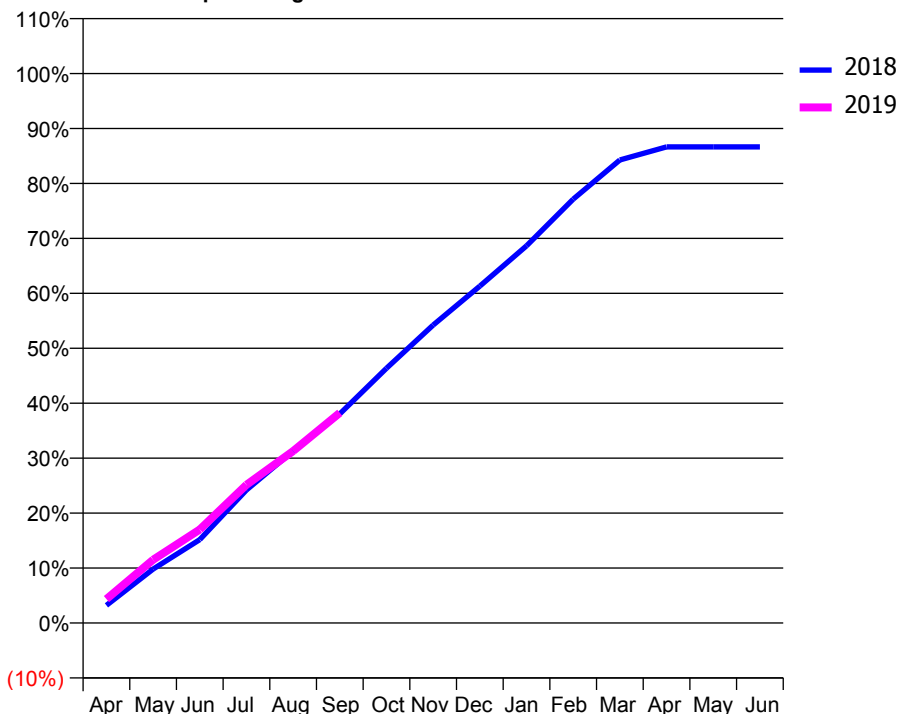
ACCESS*

Patients seen in 24 months	Total	Change since previous quarter
Quarter ending September 2017	9,344	
Quarter ending December 2017	9,558	↑
Quarter ending March 2018	9,772	↑
Quarter ending June 2018	9,802	→
Quarter ending September 2018	9,663	↓
Variance since September 2017	3.4%	↑



ACTIVITY

Cumulative percentage of contracted UDA delivered 2018 & 2019



Adjusted Scheduled Activity (UDA)

Month	2018	2019
April	890	1,176
May	2,711	3,109
June	4,191	4,594
July	6,683	6,793
August	8,645	8,446
September	10,509	10,331
October	12,797	
November	14,966	
December	16,923	
January	18,946	
February	21,292	
March	23,263	
April	23,918	
May	23,916	
June	23,916	

QUALITY

	Quantity	Base Number	Contract	AT	Region	England
% of FP17s for the same patient ID Re-attending within 3 months - Children	86	1,834	4.7%	10.6%	11.4%	11.6%
% of FP17s for the same patient ID Re-attending within 3 months - Adults	485	4,584	10.6%	14.0%	15.0%	15.5%
% of FP17s for the same patient ID Re-attending between 3 & 9 months - Children	1,274	1,834	69.5%	59.8%	59.9%	58.8%
% of FP17s for the same patient ID Re-attending between 3 & 9 months - Adults	2,280	4,584	49.7%	49.1%	52.0%	51.1%
% of FP17s for Band 1 Urgent Courses	427	6,010	7.1%	9.1%	8.0%	9.0%
% of FP17s Relating to Free Repair or Replacements	43	6,010	0.7%	0.7%	0.8%	0.8%
% of FP17s Relating to Continuations	40	6,010	0.7%	1.0%	0.9%	0.9%
% of Patients satisfied with the dentistry they have received	10	10	100.0%	93.6%	93.5%	93.3%
% of Patients satisfied with the time they had to wait for an appointment	8	10	80.0%	88.4%	89.1%	88.9%

* This is based on patients treated on this contract for their most recent course of treatment. Figures in italics indicate the base number of FP17s or Patient Questionnaire responses are less than 100. N/A is shown where the base number of responses is less than 10 during the period. % is calculated as Quantity/Base number*100

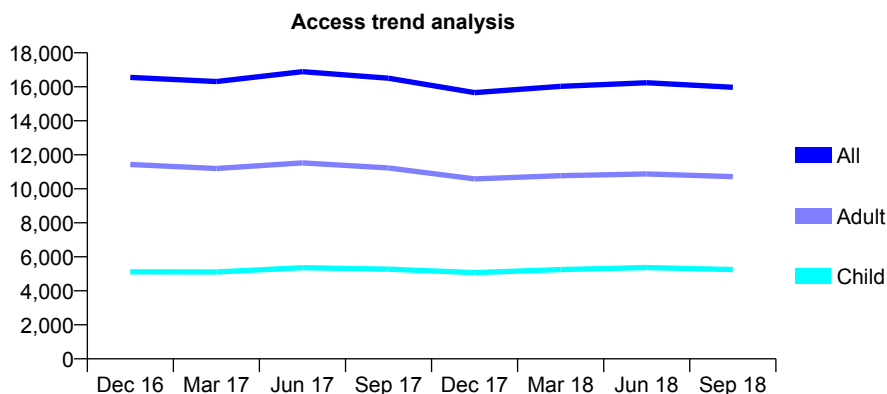
Q56 - Vital Signs At a Glance Contract Report for 110817/0002 - September 2018

Name or company name	1A Group Dental Practice Partnership
Contract type name	GDS Contract
Purpose of contract	General
Contract start date	01/04/2009
Contract end date	

18/19 Contracted general activity (UDA)	50,000
Carry forward general activity (UDA)	0
18/19 Contracted orthodontic activity (UOA)	0
Carry forward orthodontic activity (UOA)	0
Baseline contract value	£1,318,550.00

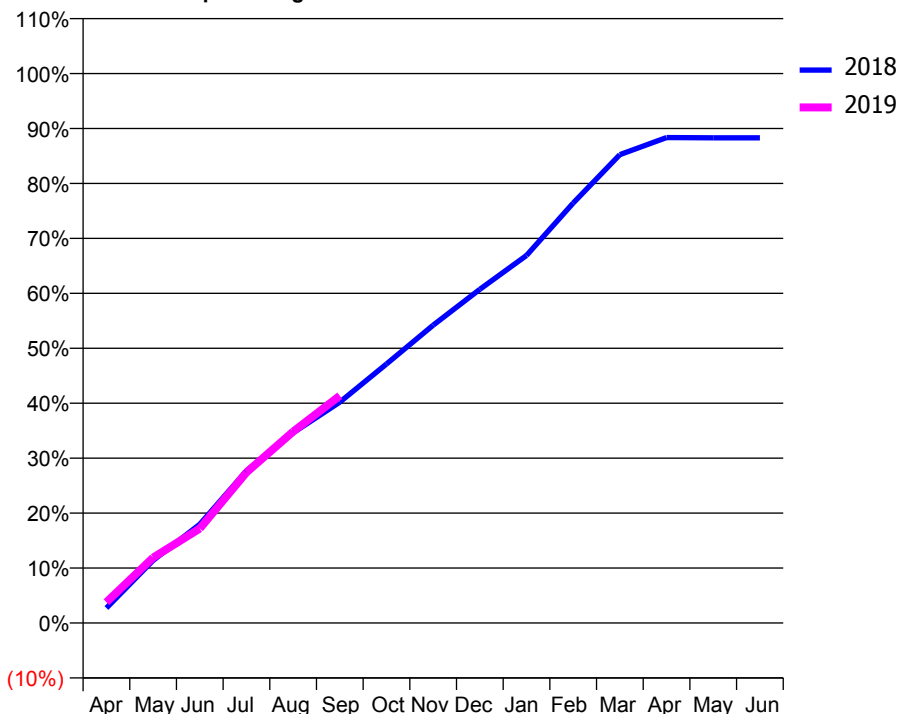
ACCESS*

Patients seen in 24 months	Total	Change since previous quarter
Quarter ending September 2017	16,502	
Quarter ending December 2017	15,657	↓
Quarter ending March 2018	16,025	↑
Quarter ending June 2018	16,242	→
Quarter ending September 2018	15,973	↓
Variance since September 2017	(3.2%)	↓



ACTIVITY

Cumulative percentage of contracted UDA delivered 2018 & 2019



Month	Adjusted Scheduled Activity (UDA)	
	2018	2019
April	1,372	1,900
May	5,721	5,950
June	9,016	8,599
July	13,896	13,705
August	17,367	17,420
September	20,167	20,676
October	23,656	
November	27,193	
December	30,476	
January	33,563	
February	38,346	
March	42,770	
April	44,332	
May	44,309	
June	44,309	

QUALITY

	Quantity	Base Number	Contract	AT	Region	England
% of FP17s for the same patient ID Re-attending within 3 months - Children	193	3,193	6.0%	10.6%	11.4%	11.6%
% of FP17s for the same patient ID Re-attending within 3 months - Adults	688	6,176	11.1%	14.0%	15.0%	15.5%
% of FP17s for the same patient ID Re-attending between 3 & 9 months - Children	1,626	3,193	50.9%	59.8%	59.9%	58.8%
% of FP17s for the same patient ID Re-attending between 3 & 9 months - Adults	2,721	6,176	44.1%	49.1%	52.0%	51.1%
% of FP17s for Band 1 Urgent Courses	594	8,721	6.8%	9.1%	8.0%	9.0%
% of FP17s Relating to Free Repair or Replacements	26	8,721	0.3%	0.7%	0.8%	0.8%
% of FP17s Relating to Continuations	113	8,721	1.3%	1.0%	0.9%	0.9%
% of Patients satisfied with the dentistry they have received	6	7	N/A	93.6%	93.5%	93.3%
% of Patients satisfied with the time they had to wait for an appointment	6	7	N/A	88.4%	89.1%	88.9%

* This is based on patients treated on this contract for their most recent course of treatment. Figures in italics indicate the base number of FP17s or Patient Questionnaire responses are less than 100. N/A is shown where the base number of responses is less than 10 during the period. % is calculated as Quantity/Base number*100

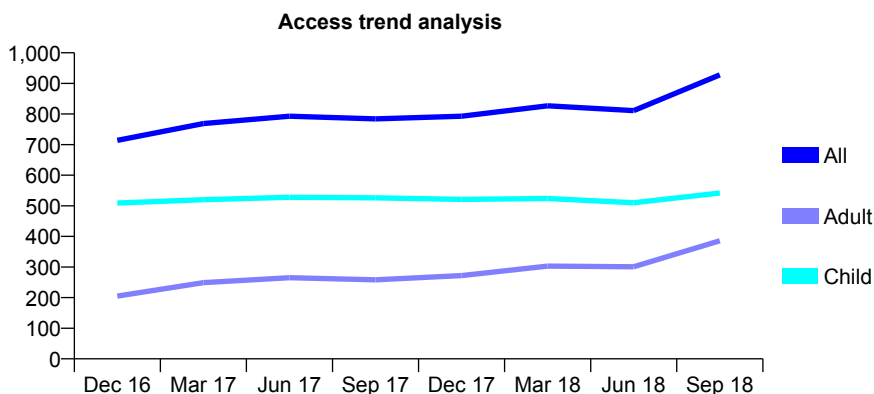
Q56 - Vital Signs At a Glance Contract Report for 112720/0001 - September 2018

Name or company name	Golden Triangle Practice LLP
Contract type name	GDS Contract
Purpose of contract	General
Contract start date	01/04/2008
Contract end date	

18/19 Contracted general activity (UDA)	2,303
Carry forward general activity (UDA)	0
18/19 Contracted orthodontic activity (UOA)	0
Carry forward orthodontic activity (UOA)	0
Baseline contract value	£64,639.90

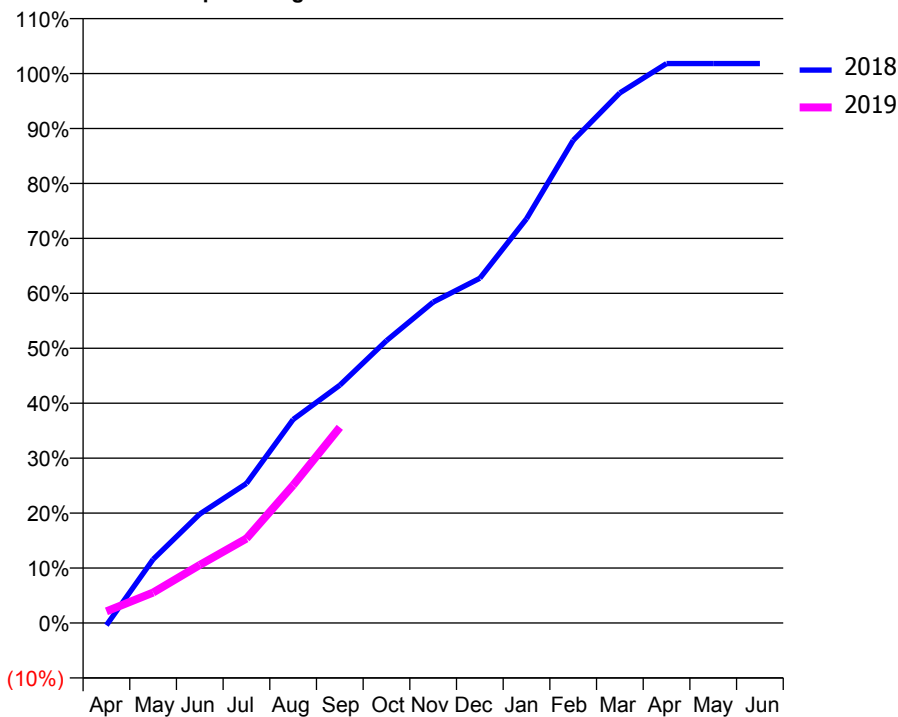
ACCESS*

Patients seen in 24 months	Total	Change since previous quarter
Quarter ending September 2017	784	
Quarter ending December 2017	793	→
Quarter ending March 2018	827	↑
Quarter ending June 2018	811	↓
Quarter ending September 2018	928	↑
Variance since September 2017	18.4%	↑



ACTIVITY

Cumulative percentage of contracted UDA delivered 2018 & 2019



Month	Adjusted Scheduled Activity (UDA)	
	2018	2019
April	-10	49
May	267	128
June	457	243
July	585	354
August	853	577
September	997	820
October	1,184	
November	1,345	
December	1,445	
January	1,694	
February	2,023	
March	2,222	
April	2,345	
May	2,345	
June	2,345	

QUALITY

	Quantity	Base Number	Contract	AT	Region	England
% of FP17s for the same patient ID Re-attending within 3 months - Children	34	407	8.4%	10.6%	11.4%	11.6%
% of FP17s for the same patient ID Re-attending within 3 months - Adults	15	192	7.8%	14.0%	15.0%	15.5%
% of FP17s for the same patient ID Re-attending between 3 & 9 months - Children	235	407	57.7%	59.8%	59.9%	58.8%
% of FP17s for the same patient ID Re-attending between 3 & 9 months - Adults	39	192	20.3%	49.1%	52.0%	51.1%
% of FP17s for Band 1 Urgent Courses	42	537	7.8%	9.1%	8.0%	9.0%
% of FP17s Relating to Free Repair or Replacements	0	537	0.0%	0.7%	0.8%	0.8%
% of FP17s Relating to Continuations	6	537	1.1%	1.0%	0.9%	0.9%
% of Patients satisfied with the dentistry they have received	2	2	N/A	93.6%	93.5%	93.3%
% of Patients satisfied with the time they had to wait for an appointment	2	2	N/A	88.4%	89.1%	88.9%

* This is based on patients treated on this contract for their most recent course of treatment. Figures in italics indicate the base number of FP17s or Patient Questionnaire responses are less than 100. N/A is shown where the base number of responses is less than 10 during the period. % is calculated as Quantity/Base number*100

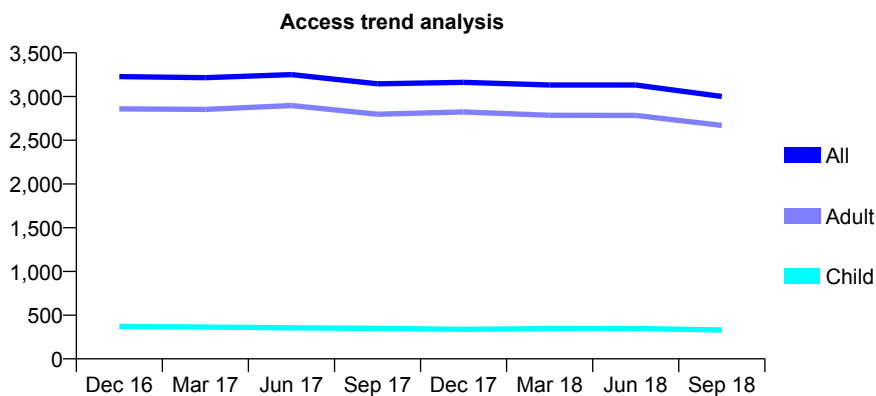
Q56 - Vital Signs At a Glance Contract Report for 117455/0001 - September 2018

Name or company name	UEA Dentists
Contract type name	GDS Contract
Purpose of contract	General
Contract start date	01/03/2012
Contract end date	

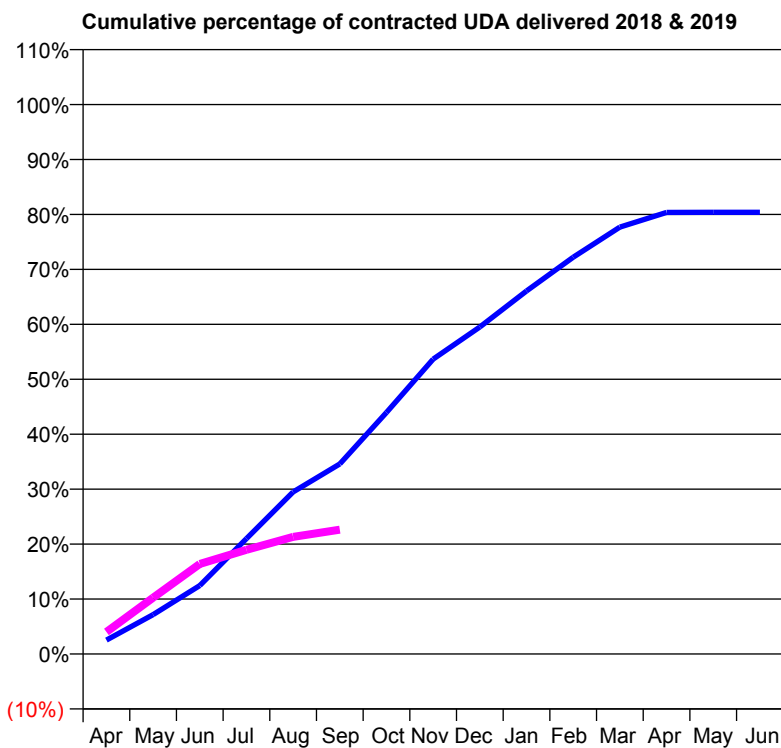
18/19 Contracted general activity (UDA)	8,680
Carry forward general activity (UDA)	0
18/19 Contracted orthodontic activity (UOA)	0
Carry forward orthodontic activity (UOA)	0
Baseline contract value	£257,949.87

ACCESS*

Patients seen in 24 months	Total	Change since previous quarter
Quarter ending September 2017	3,145	
Quarter ending December 2017	3,162	→
Quarter ending March 2018	3,131	→
Quarter ending June 2018	3,131	→
Quarter ending September 2018	3,000	↓
Variance since September 2017	(4.6%)	↓



ACTIVITY



Month	Adjusted Scheduled Activity (UDA)	
	2018	2019
April	219	348
May	623	889
June	1,082	1,424
July	1,824	1,646
August	2,561	1,850
September	3,002	1,964
October	3,815	
November	4,659	
December	5,165	
January	5,735	
February	6,268	
March	6,743	
April	6,975	
May	6,977	
June	6,977	

QUALITY

	Quantity	Base Number	Contract	AT	Region	England
% of FP17s for the same patient ID Re-attending within 3 months - Children	10	185	5.4%	10.6%	11.4%	11.6%
% of FP17s for the same patient ID Re-attending within 3 months - Adults	188	1,197	15.7%	14.0%	15.0%	15.5%
% of FP17s for the same patient ID Re-attending between 3 & 9 months - Children	117	185	63.2%	59.8%	59.9%	58.8%
% of FP17s for the same patient ID Re-attending between 3 & 9 months - Adults	422	1,197	35.3%	49.1%	52.0%	51.1%
% of FP17s for Band 1 Urgent Courses	224	1,217	18.4%	9.1%	8.0%	9.0%
% of FP17s Relating to Free Repair or Replacements	0	1,217	0.0%	0.7%	0.8%	0.8%
% of FP17s Relating to Continuations	7	1,217	0.6%	1.0%	0.9%	0.9%
% of Patients satisfied with the dentistry they have received	0	0	N/A	93.6%	93.5%	93.3%
% of Patients satisfied with the time they had to wait for an appointment	0	0	N/A	88.4%	89.1%	88.9%

* This is based on patients treated on this contract for their most recent course of treatment. Figures in italics indicate the base number of FP17s or Patient Questionnaire responses are less than 100. N/A is shown where the base number of responses is less than 10 during the period. % is calculated as Quantity/Base number*100

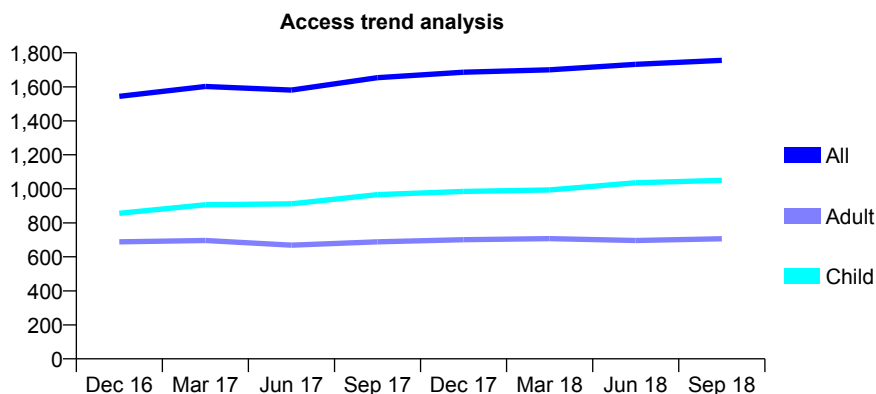
Q56 - Vital Signs At a Glance Contract Report for 117501/0001 - September 2018

Name or company name	The High Street Dental Practice
Contract type name	GDS Contract
Purpose of contract	General
Contract start date	01/10/2010
Contract end date	

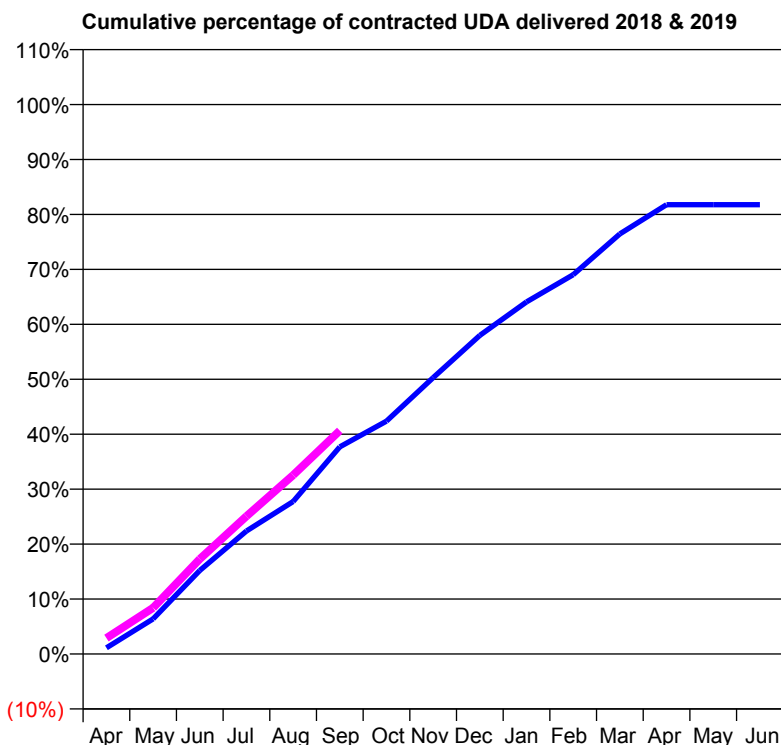
18/19 Contracted general activity (UDA)	4,321
Carry forward general activity (UDA)	0
18/19 Contracted orthodontic activity (UOA)	0
Carry forward orthodontic activity (UOA)	0
Baseline contract value	£95,441.07

ACCESS*

Patients seen in 24 months	Total	Change since previous quarter
Quarter ending September 2017	1,654	
Quarter ending December 2017	1,686	→
Quarter ending March 2018	1,700	→
Quarter ending June 2018	1,732	→
Quarter ending September 2018	1,756	→
Variance since September 2017	6.2%	↑



ACTIVITY



Adjusted Scheduled Activity (UDA)		
Month	2018	2019
April	48	125
May	276	364
June	657	747
July	967	1,084
August	1,199	1,407
September	1,629	1,757
October	1,832	
November	2,173	
December	2,505	
January	2,769	
February	2,982	
March	3,304	
April	3,533	
May	3,533	
June	3,533	

QUALITY

	Quantity	Base Number	Contract	AT	Region	England
% of FP17s for the same patient ID Re-attending within 3 months - Children	49	942	5.2%	10.6%	11.4%	11.6%
% of FP17s for the same patient ID Re-attending within 3 months - Adults	46	388	11.9%	14.0%	15.0%	15.5%
% of FP17s for the same patient ID Re-attending between 3 & 9 months - Children	608	942	64.5%	59.8%	59.9%	58.8%
% of FP17s for the same patient ID Re-attending between 3 & 9 months - Adults	171	388	44.1%	49.1%	52.0%	51.1%
% of FP17s for Band 1 Urgent Courses	42	1,185	3.5%	9.1%	8.0%	9.0%
% of FP17s Relating to Free Repair or Replacements	0	1,185	0.0%	0.7%	0.8%	0.8%
% of FP17s Relating to Continuations	22	1,185	1.9%	1.0%	0.9%	0.9%
% of Patients satisfied with the dentistry they have received	0	0	N/A	93.6%	93.5%	93.3%
% of Patients satisfied with the time they had to wait for an appointment	0	0	N/A	88.4%	89.1%	88.9%

* This is based on patients treated on this contract for their most recent course of treatment. Figures in italics indicate the base number of FP17s or Patient Questionnaire responses are less than 100. N/A is shown where the base number of responses is less than 10 during the period. % is calculated as Quantity/Base number*100

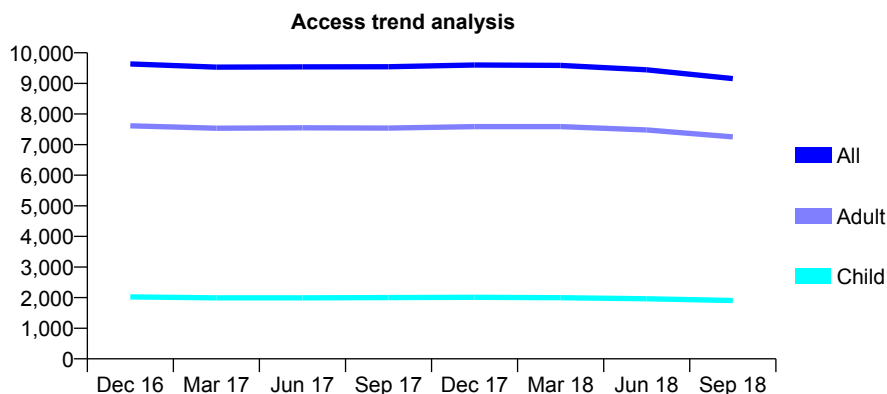
Q56 - Vital Signs At a Glance Contract Report for 117994/0001 - September 2018

Name or company name	Wensleydale Dental Practice
Contract type name	GDS Contract
Purpose of contract	General
Contract start date	01/07/2011
Contract end date	

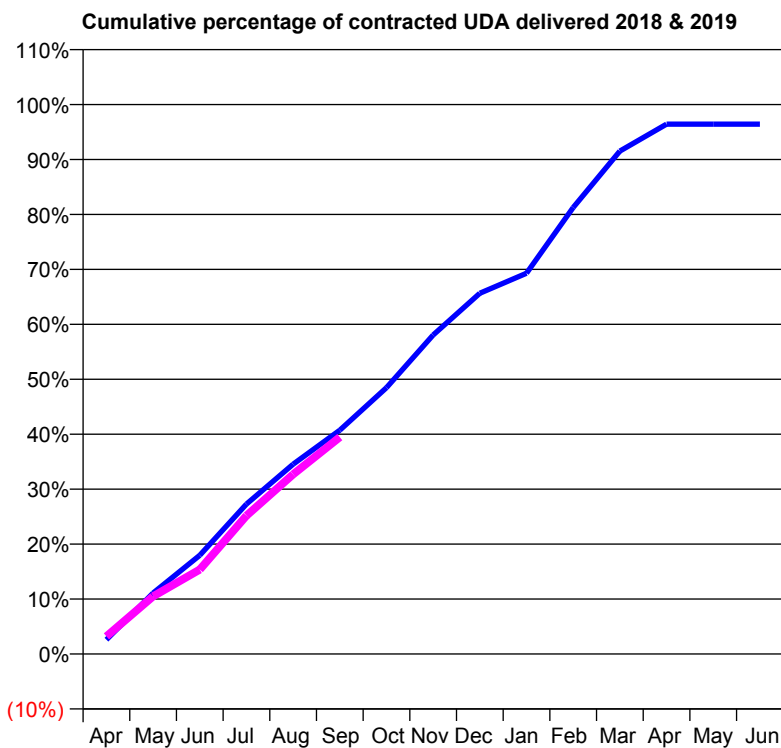
18/19 Contracted general activity (UDA)	28,718
Carry forward general activity (UDA)	0
18/19 Contracted orthodontic activity (UOA)	0
Carry forward orthodontic activity (UOA)	0
Baseline contract value	£730,432.50

ACCESS*

Patients seen in 24 months	Total	Change since previous quarter
Quarter ending September 2017	9,545	
Quarter ending December 2017	9,603	→
Quarter ending March 2018	9,587	→
Quarter ending June 2018	9,445	↓
Quarter ending September 2018	9,158	↓
Variance since September 2017	(4.1%)	↓



ACTIVITY



Month	2018	2019
April	843	920
May	3,583	3,012
June	5,801	4,415
July	8,805	7,229
August	11,145	9,394
September	13,144	11,332
October	15,644	
November	18,736	
December	21,181	
January	22,355	
February	26,221	
March	29,535	
April	31,115	
May	31,114	
June	31,113	

QUALITY

	Quantity	Base Number	Contract	AT	Region	England
% of FP17s for the same patient ID Re-attending within 3 months - Children	82	1,420	5.8%	10.6%	11.4%	11.6%
% of FP17s for the same patient ID Re-attending within 3 months - Adults	581	5,011	11.6%	14.0%	15.0%	15.5%
% of FP17s for the same patient ID Re-attending between 3 & 9 months - Children	1,023	1,420	72.0%	59.8%	59.9%	58.8%
% of FP17s for the same patient ID Re-attending between 3 & 9 months - Adults	3,394	5,011	67.7%	49.1%	52.0%	51.1%
% of FP17s for Band 1 Urgent Courses	324	5,915	5.5%	9.1%	8.0%	9.0%
% of FP17s Relating to Free Repair or Replacements	61	5,915	1.0%	0.7%	0.8%	0.8%
% of FP17s Relating to Continuations	11	5,915	0.2%	1.0%	0.9%	0.9%
% of Patients satisfied with the dentistry they have received	7	7	N/A	93.6%	93.5%	93.3%
% of Patients satisfied with the time they had to wait for an appointment	7	7	N/A	88.4%	89.1%	88.9%

* This is based on patients treated on this contract for their most recent course of treatment. Figures in italics indicate the base number of FP17s or Patient Questionnaire responses are less than 100. N/A is shown where the base number of responses is less than 10 during the period. % is calculated as Quantity/Base number*100

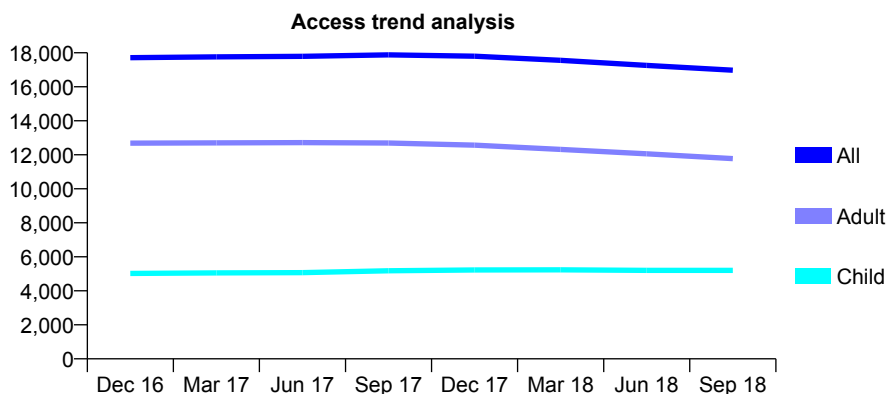
Q56 - Vital Signs At a Glance Contract Report for 118036/0001 - September 2018

Name or company name	DU TOIT & BURGER PARTNERSHIP (IPS)
Contract type name	GDS Contract
Purpose of contract	General and Orthodontic
Contract start date	01/04/2007
Contract end date	

18/19 Contracted general activity (UDA)	42,501
Carry forward general activity (UDA)	0
18/19 Contracted orthodontic activity (UOA)	7,184
Carry forward orthodontic activity (UOA)	0
Baseline contract value	£1,455,605.56

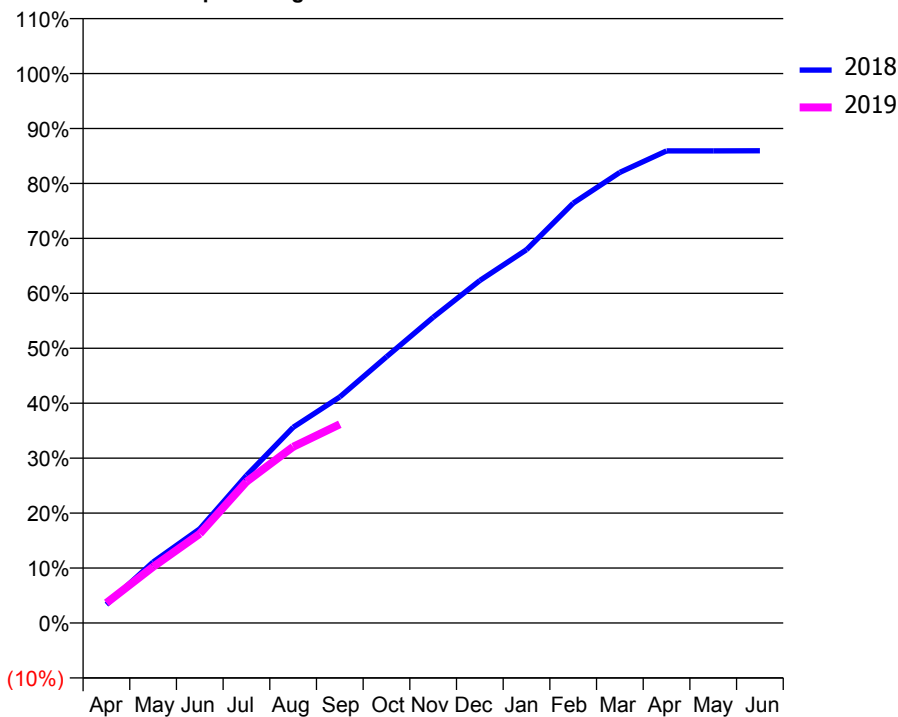
ACCESS*

Patients seen in 24 months	Total	Change since previous quarter
Quarter ending September 2017	17,875	
Quarter ending December 2017	17,797	→
Quarter ending March 2018	17,554	↓
Quarter ending June 2018	17,259	↓
Quarter ending September 2018	16,979	↓
Variance since September 2017	(5.0%)	↓



ACTIVITY

Cumulative percentage of contracted UDA delivered 2018 & 2019



Month	Adjusted Scheduled Activity (UDA)	
	2018	2019
April	1,427	1,557
May	4,717	4,348
June	7,287	6,900
July	11,408	10,925
August	15,131	13,625
September	17,488	15,373
October	20,591	
November	23,647	
December	26,493	
January	28,873	
February	32,470	
March	34,853	
April	36,517	
May	36,521	
June	36,522	

QUALITY

	Quantity	Base Number	Contract	AT	Region	England
% of FP17s for the same patient ID Re-attending within 3 months - Children	405	4,811	8.4%	10.6%	11.4%	11.6%
% of FP17s for the same patient ID Re-attending within 3 months - Adults	490	6,076	8.1%	14.0%	15.0%	15.5%
% of FP17s for the same patient ID Re-attending between 3 & 9 months - Children	2,976	4,811	61.9%	59.8%	59.9%	58.8%
% of FP17s for the same patient ID Re-attending between 3 & 9 months - Adults	2,234	6,076	36.8%	49.1%	52.0%	51.1%
% of FP17s for Band 1 Urgent Courses	517	9,635	5.4%	9.1%	8.0%	9.0%
% of FP17s Relating to Free Repair or Replacements	14	9,635	0.1%	0.7%	0.8%	0.8%
% of FP17s Relating to Continuations	52	9,635	0.5%	1.0%	0.9%	0.9%
% of Patients satisfied with the dentistry they have received	2	2	N/A	93.6%	93.5%	93.3%
% of Patients satisfied with the time they had to wait for an appointment	2	2	N/A	88.4%	89.1%	88.9%

* This is based on patients treated on this contract for their most recent course of treatment. Figures in italics indicate the base number of FP17s or Patient Questionnaire responses are less than 100. N/A is shown where the base number of responses is less than 10 during the period. % is calculated as Quantity/Base number*100

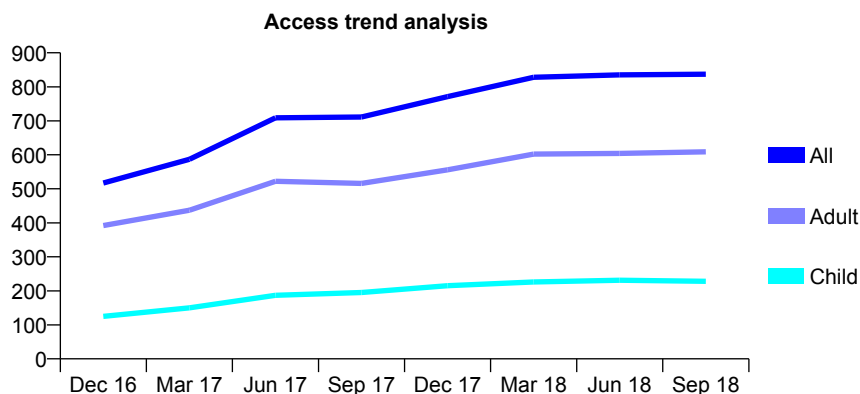
Q56 - Vital Signs At a Glance Contract Report for 119113/0001 - September 2018

Name or company name	Onefiveseven Partnership
Contract type name	GDS Contract
Purpose of contract	General
Contract start date	12/10/2009
Contract end date	

18/19 Contracted general activity (UDA)	1,189
Carry forward general activity (UDA)	0
18/19 Contracted orthodontic activity (UOA)	0
Carry forward orthodontic activity (UOA)	0
Baseline contract value	£29,809.73

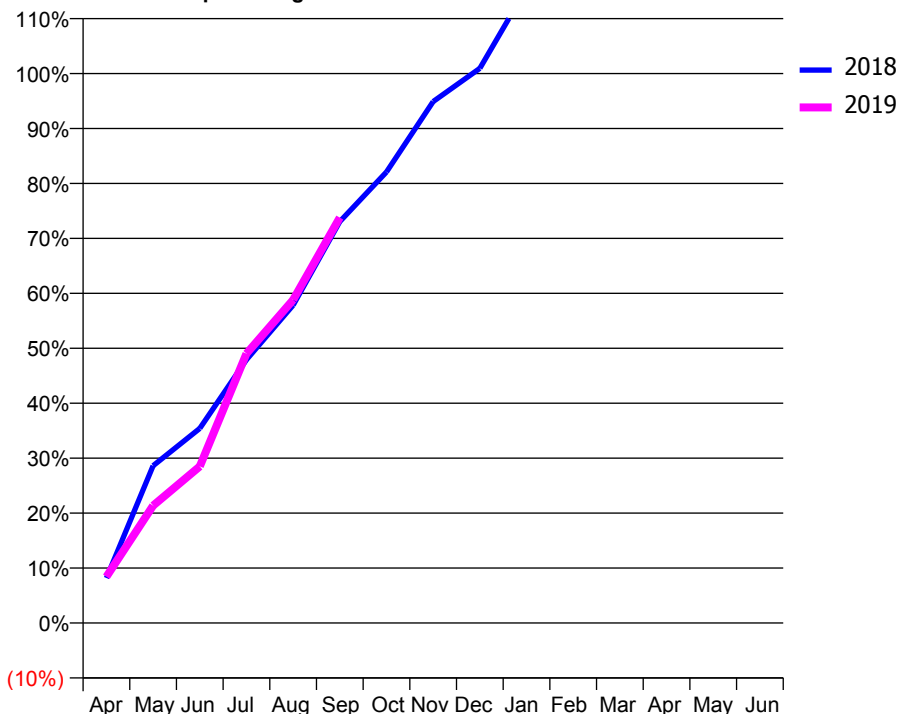
ACCESS*

Patients seen in 24 months	Total	Change since previous quarter
Quarter ending September 2017	711	
Quarter ending December 2017	771	↑
Quarter ending March 2018	828	↑
Quarter ending June 2018	835	→
Quarter ending September 2018	837	→
Variance since September 2017	17.7%	↑



ACTIVITY

Cumulative percentage of contracted UDA delivered 2018 & 2019



Adjusted Scheduled Activity (UDA)

Month	2018	2019
April	97	100
May	340	254
June	421	339
July	570	583
August	688	699
September	869	877
October	976	
November	1,128	
December	1,200	
January	1,373	
February	1,559	
March	1,731	
April	1,809	
May	1,809	
June	1,809	

QUALITY

	Quantity	Base Number	Contract	AT	Region	England
% of FP17s for the same patient ID Re-attending within 3 months - Children	6	202	3.0%	10.6%	11.4%	11.6%
% of FP17s for the same patient ID Re-attending within 3 months - Adults	40	512	7.8%	14.0%	15.0%	15.5%
% of FP17s for the same patient ID Re-attending between 3 & 9 months - Children	134	202	66.3%	59.8%	59.9%	58.8%
% of FP17s for the same patient ID Re-attending between 3 & 9 months - Adults	323	512	63.1%	49.1%	52.0%	51.1%
% of FP17s for Band 1 Urgent Courses	56	666	8.4%	9.1%	8.0%	9.0%
% of FP17s Relating to Free Repair or Replacements	0	666	0.0%	0.7%	0.8%	0.8%
% of FP17s Relating to Continuations	9	666	1.4%	1.0%	0.9%	0.9%
% of Patients satisfied with the dentistry they have received	1	1	N/A	93.6%	93.5%	93.3%
% of Patients satisfied with the time they had to wait for an appointment	1	1	N/A	88.4%	89.1%	88.9%

* This is based on patients treated on this contract for their most recent course of treatment. Figures in italics indicate the base number of FP17s or Patient Questionnaire responses are less than 100. N/A is shown where the base number of responses is less than 10 during the period. % is calculated as Quantity/Base number*100

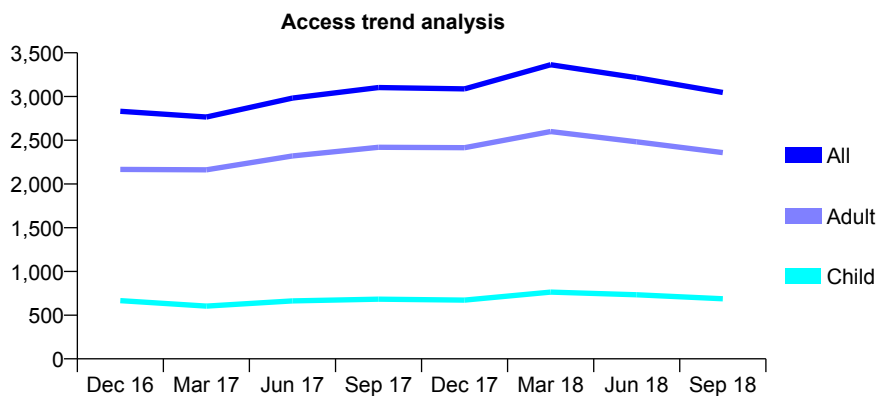
Q56 - Vital Signs At a Glance Contract Report for 119210/0001 - September 2018

Name or company name	Dr K A Fagher & Dr A Surti
Contract type name	GDS Contract
Purpose of contract	General
Contract start date	01/07/2011
Contract end date	

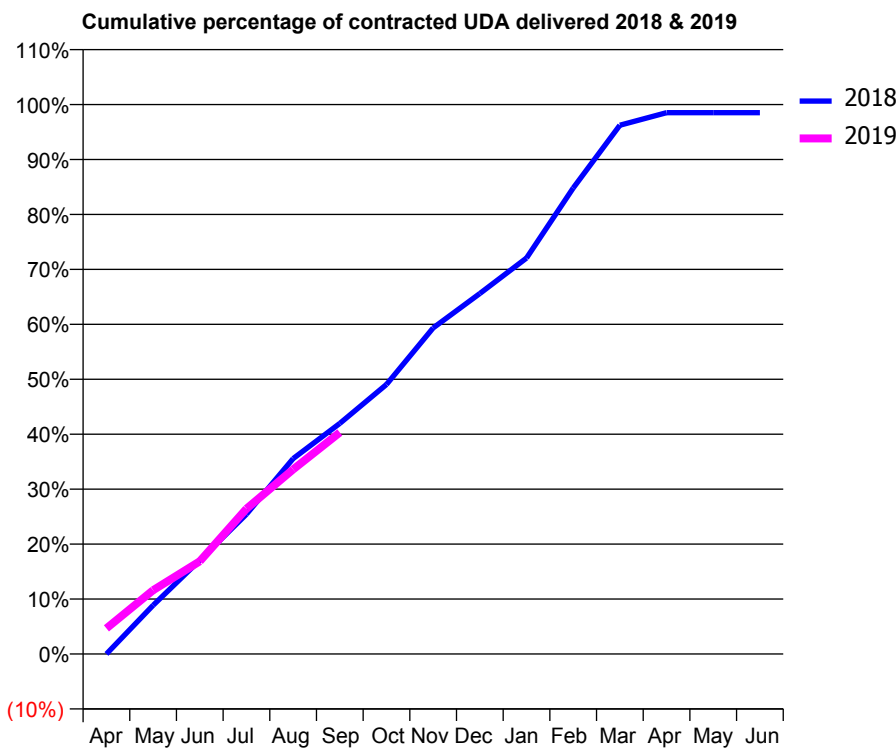
18/19 Contracted general activity (UDA)	8,918
Carry forward general activity (UDA)	0
18/19 Contracted orthodontic activity (UOA)	0
Carry forward orthodontic activity (UOA)	0
Baseline contract value	£208,401.85

ACCESS*

Patients seen in 24 months	Total	Change since previous quarter
Quarter ending September 2017	3,103	
Quarter ending December 2017	3,087	→
Quarter ending March 2018	3,363	↑
Quarter ending June 2018	3,215	↓
Quarter ending September 2018	3,046	↓
Variance since September 2017	(1.8%)	↓



ACTIVITY



Month	Adjusted Scheduled Activity (UDA)	
	2018	2019
April	1	416
May	791	1,037
June	1,521	1,506
July	2,268	2,357
August	3,172	2,997
September	3,743	3,595
October	4,376	
November	5,293	
December	5,852	
January	6,426	
February	7,564	
March	8,582	
April	8,786	
May	8,786	
June	8,786	

QUALITY

	Quantity	Base Number	Contract	AT	Region	England
% of FP17s for the same patient ID Re-attending within 3 months - Children	26	553	4.7%	10.6%	11.4%	11.6%
% of FP17s for the same patient ID Re-attending within 3 months - Adults	284	1,701	16.7%	14.0%	15.0%	15.5%
% of FP17s for the same patient ID Re-attending between 3 & 9 months - Children	370	553	66.9%	59.8%	59.9%	58.8%
% of FP17s for the same patient ID Re-attending between 3 & 9 months - Adults	859	1,701	50.5%	49.1%	52.0%	51.1%
% of FP17s for Band 1 Urgent Courses	186	2,144	8.7%	9.1%	8.0%	9.0%
% of FP17s Relating to Free Repair or Replacements	27	2,144	1.3%	0.7%	0.8%	0.8%
% of FP17s Relating to Continuations	17	2,144	0.8%	1.0%	0.9%	0.9%
% of Patients satisfied with the dentistry they have received	1	2	N/A	93.6%	93.5%	93.3%
% of Patients satisfied with the time they had to wait for an appointment	2	2	N/A	88.4%	89.1%	88.9%

* This is based on patients treated on this contract for their most recent course of treatment. Figures in italics indicate the base number of FP17s or Patient Questionnaire responses are less than 100. N/A is shown where the base number of responses is less than 10 during the period. % is calculated as Quantity/Base number*100

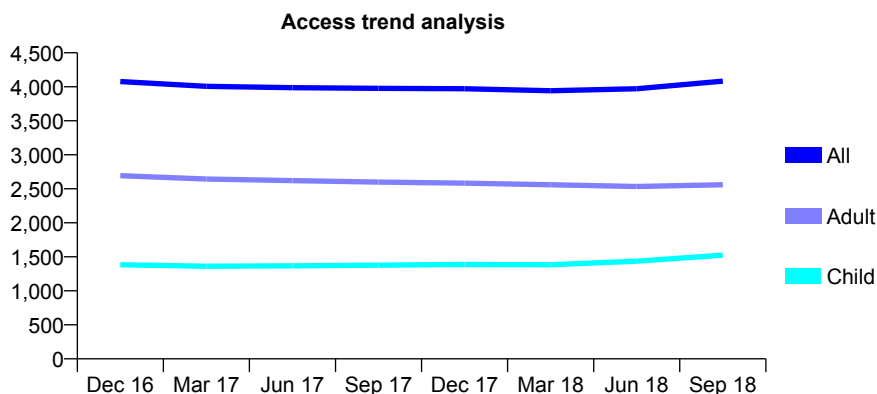
Q56 - Vital Signs At a Glance Contract Report for 119636/0001 - September 2018

Name or company name	Apple Tree Dental Practice
Contract type name	GDS Contract
Purpose of contract	General
Contract start date	25/04/2013
Contract end date	

18/19 Contracted general activity (UDA)	9,642
Carry forward general activity (UDA)	0
18/19 Contracted orthodontic activity (UOA)	0
Carry forward orthodontic activity (UOA)	0
Baseline contract value	£326,098.41

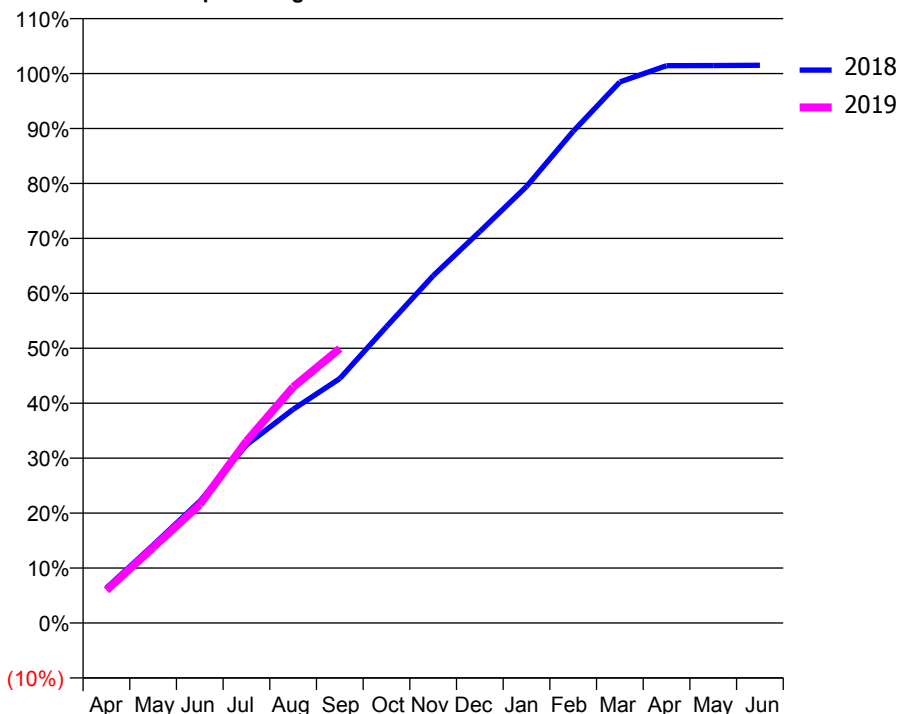
ACCESS*

Patients seen in 24 months	Total	Change since previous quarter
Quarter ending September 2017	3,977	
Quarter ending December 2017	3,972	→
Quarter ending March 2018	3,943	→
Quarter ending June 2018	3,971	→
Quarter ending September 2018	4,083	↑
Variance since September 2017	2.7%	↑



ACTIVITY

Cumulative percentage of contracted UDA delivered 2018 & 2019



Adjusted Scheduled Activity (UDA)		
Month	2018	2019
April	615	575
May	1,367	1,326
June	2,134	2,079
July	3,126	3,191
August	3,749	4,139
September	4,289	4,817
October	5,200	
November	6,093	
December	6,870	
January	7,659	
February	8,629	
March	9,494	
April	9,780	
May	9,781	
June	9,786	

QUALITY

	Quantity	Base Number	Contract	AT	Region	England
% of FP17s for the same patient ID Re-attending within 3 months - Children	231	1,582	14.6%	10.6%	11.4%	11.6%
% of FP17s for the same patient ID Re-attending within 3 months - Adults	251	1,952	12.9%	14.0%	15.0%	15.5%
% of FP17s for the same patient ID Re-attending between 3 & 9 months - Children	946	1,582	59.8%	59.8%	59.9%	58.8%
% of FP17s for the same patient ID Re-attending between 3 & 9 months - Adults	1,244	1,952	63.7%	49.1%	52.0%	51.1%
% of FP17s for Band 1 Urgent Courses	233	3,302	7.1%	9.1%	8.0%	9.0%
% of FP17s Relating to Free Repair or Replacements	19	3,302	0.6%	0.7%	0.8%	0.8%
% of FP17s Relating to Continuations	2	3,302	0.1%	1.0%	0.9%	0.9%
% of Patients satisfied with the dentistry they have received	3	3	N/A	93.6%	93.5%	93.3%
% of Patients satisfied with the time they had to wait for an appointment	2	3	N/A	88.4%	89.1%	88.9%

* This is based on patients treated on this contract for their most recent course of treatment. Figures in italics indicate the base number of FP17s or Patient Questionnaire responses are less than 100. N/A is shown where the base number of responses is less than 10 during the period. % is calculated as Quantity/Base number*100

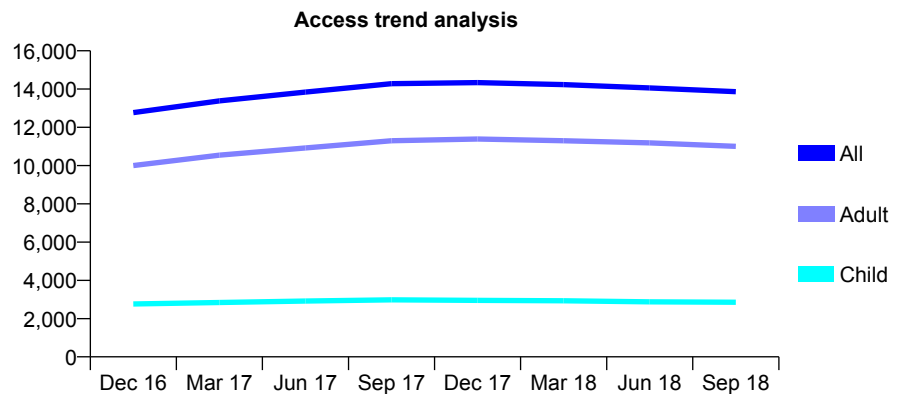
Q56 - Vital Signs At a Glance Contract Report for 120081/0001 - September 2018

Name or company name	Staffa Lodge Dental Group Ltd
Contract type name	GDS Contract
Purpose of contract	General
Contract start date	01/11/2015
Contract end date	

18/19 Contracted general activity (UDA)	40,819
Carry forward general activity (UDA)	0
18/19 Contracted orthodontic activity (UOA)	0
Carry forward orthodontic activity (UOA)	0
Baseline contract value	£877,642.41

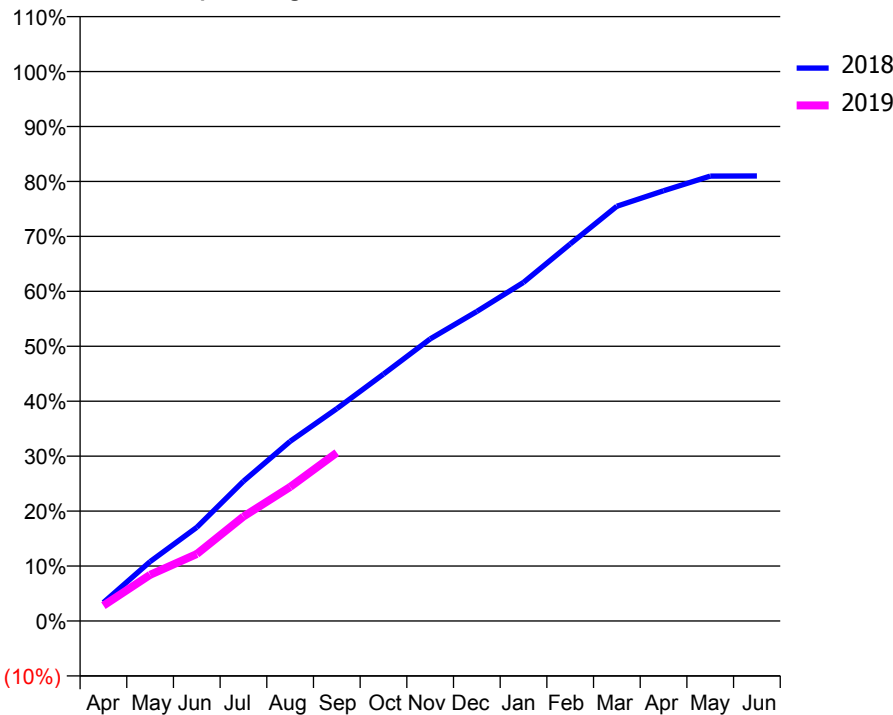
ACCESS*

Patients seen in 24 months	Total	Change since previous quarter
Quarter ending September 2017	14,279	
Quarter ending December 2017	14,338	→
Quarter ending March 2018	14,232	→
Quarter ending June 2018	14,061	↓
Quarter ending September 2018	13,860	↓
Variance since September 2017	(2.9%)	↓



ACTIVITY

Cumulative percentage of contracted UDA delivered 2018 & 2019



Month	Adjusted Scheduled Activity (UDA)	
	2018	2019
April	1,370	1,147
May	4,414	3,433
June	6,960	4,976
July	10,387	7,762
August	13,351	9,961
September	15,776	12,506
October	18,343	
November	20,954	
December	22,996	
January	25,152	
February	28,010	
March	30,809	
April	31,958	
May	33,051	
June	33,063	

QUALITY

	Quantity	Base Number	Contract	AT	Region	England
% of FP17s for the same patient ID Re-attending within 3 months - Children	192	2,332	8.2%	10.6%	11.4%	11.6%
% of FP17s for the same patient ID Re-attending within 3 months - Adults	944	7,449	12.7%	14.0%	15.0%	15.5%
% of FP17s for the same patient ID Re-attending between 3 & 9 months - Children	1,621	2,332	69.5%	59.8%	59.9%	58.8%
% of FP17s for the same patient ID Re-attending between 3 & 9 months - Adults	3,557	7,449	47.8%	49.1%	52.0%	51.1%
% of FP17s for Band 1 Urgent Courses	965	8,578	11.2%	9.1%	8.0%	9.0%
% of FP17s Relating to Free Repair or Replacements	45	8,578	0.5%	0.7%	0.8%	0.8%
% of FP17s Relating to Continuations	24	8,578	0.3%	1.0%	0.9%	0.9%
% of Patients satisfied with the dentistry they have received	13	14	92.9%	93.6%	93.5%	93.3%
% of Patients satisfied with the time they had to wait for an appointment	13	14	92.9%	88.4%	89.1%	88.9%

* This is based on patients treated on this contract for their most recent course of treatment. Figures in italics indicate the base number of FP17s or Patient Questionnaire responses are less than 100. N/A is shown where the base number of responses is less than 10 during the period. % is calculated as Quantity/Base number*100

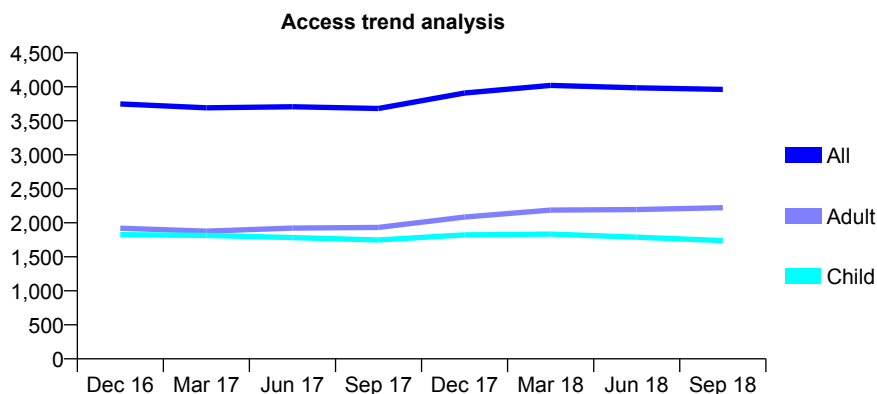
Q56 - Vital Signs At a Glance Contract Report for 120413/0001 - September 2018

Name or company name	Caring Dentistry Ltd
Contract type name	GDS Contract
Purpose of contract	General
Contract start date	01/04/2010
Contract end date	

18/19 Contracted general activity (UDA)	13,335
Carry forward general activity (UDA)	0
18/19 Contracted orthodontic activity (UOA)	0
Carry forward orthodontic activity (UOA)	0
Baseline contract value	£371,851.42

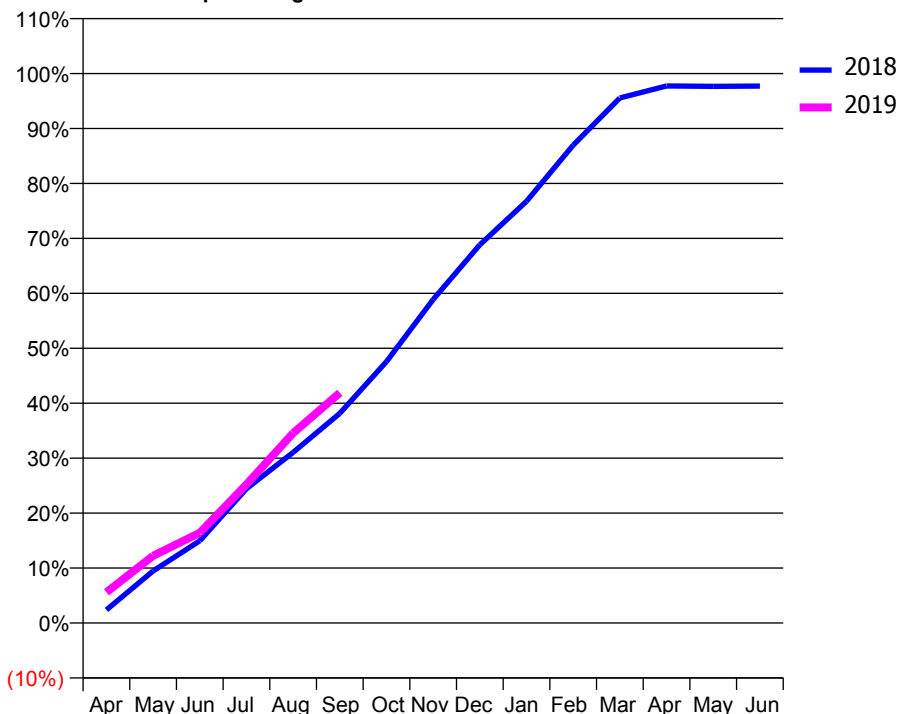
ACCESS*

Patients seen in 24 months	Total	Change since previous quarter
Quarter ending September 2017	3,681	
Quarter ending December 2017	3,908	↑
Quarter ending March 2018	4,021	↑
Quarter ending June 2018	3,985	→
Quarter ending September 2018	3,961	→
Variance since September 2017	7.6%	↑



ACTIVITY

Cumulative percentage of contracted UDA delivered 2018 & 2019



Adjusted Scheduled Activity (UDA)

Month	2018	2019
April	319	747
May	1,263	1,633
June	1,995	2,188
July	3,260	3,362
August	4,141	4,608
September	5,088	5,587
October	6,344	
November	7,852	
December	9,180	
January	10,235	
February	11,596	
March	12,741	
April	13,034	
May	13,024	
June	13,030	

QUALITY

	Quantity	Base Number	Contract	AT	Region	England
% of FP17s for the same patient ID Re-attending within 3 months - Children	86	1,503	5.7%	10.6%	11.4%	11.6%
% of FP17s for the same patient ID Re-attending within 3 months - Adults	223	1,587	14.1%	14.0%	15.0%	15.5%
% of FP17s for the same patient ID Re-attending between 3 & 9 months - Children	1,091	1,503	72.6%	59.8%	59.9%	58.8%
% of FP17s for the same patient ID Re-attending between 3 & 9 months - Adults	950	1,587	59.9%	49.1%	52.0%	51.1%
% of FP17s for Band 1 Urgent Courses	230	2,926	7.9%	9.1%	8.0%	9.0%
% of FP17s Relating to Free Repair or Replacements	11	2,926	0.4%	0.7%	0.8%	0.8%
% of FP17s Relating to Continuations	2	2,926	0.1%	1.0%	0.9%	0.9%
% of Patients satisfied with the dentistry they have received	1	2	N/A	93.6%	93.5%	93.3%
% of Patients satisfied with the time they had to wait for an appointment	2	2	N/A	88.4%	89.1%	88.9%

* This is based on patients treated on this contract for their most recent course of treatment. Figures in italics indicate the base number of FP17s or Patient Questionnaire responses are less than 100. N/A is shown where the base number of responses is less than 10 during the period. % is calculated as Quantity/Base number*100

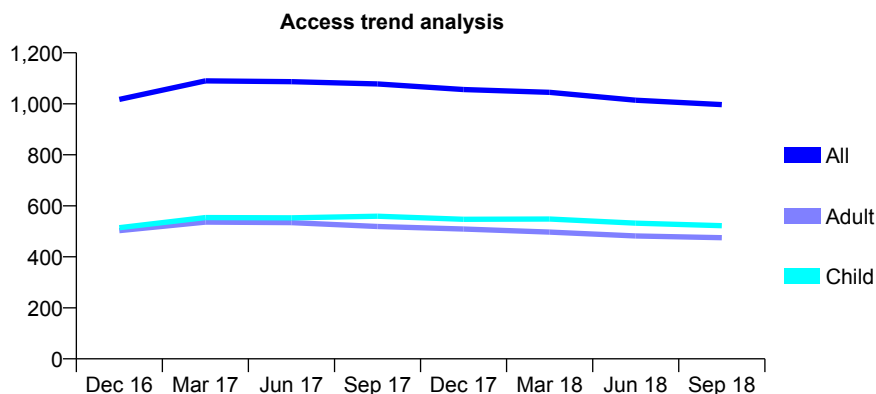
Q56 - Vital Signs At a Glance Contract Report for 120537/0001 - September 2018

Name or company name	Market Square Dental Practice
Contract type name	GDS Contract
Purpose of contract	General
Contract start date	04/08/2011
Contract end date	

18/19 Contracted general activity (UDA)	2,639
Carry forward general activity (UDA)	0
18/19 Contracted orthodontic activity (UOA)	0
Carry forward orthodontic activity (UOA)	0
Baseline contract value	£59,535.37

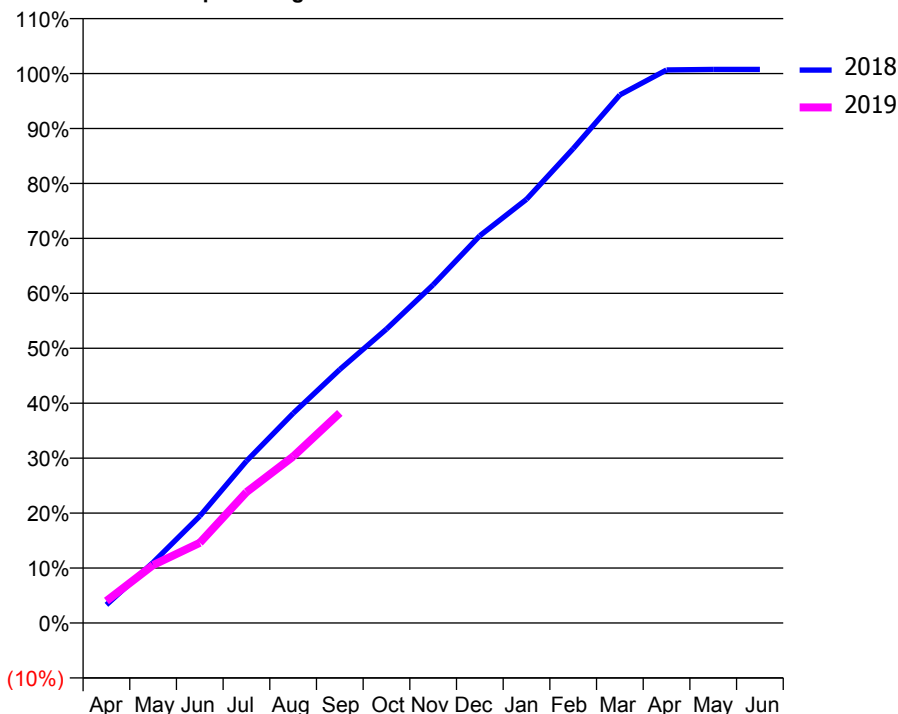
ACCESS*

Patients seen in 24 months	Total	Change since previous quarter
Quarter ending September 2017	1,078	
Quarter ending December 2017	1,056	↓
Quarter ending March 2018	1,045	↓
Quarter ending June 2018	1,014	↓
Quarter ending September 2018	997	↓
Variance since September 2017	(7.5%)	↓



ACTIVITY

Cumulative percentage of contracted UDA delivered 2018 & 2019



Adjusted Scheduled Activity (UDA)

Month	2018	2019
April	88	106
May	291	278
June	514	385
July	778	628
August	1,007	799
September	1,218	1,009
October	1,412	
November	1,625	
December	1,860	
January	2,035	
February	2,278	
March	2,537	
April	2,656	
May	2,659	
June	2,659	

QUALITY

	Quantity	Base Number	Contract	AT	Region	England
% of FP17s for the same patient ID Re-attending within 3 months - Children	35	433	8.1%	10.6%	11.4%	11.6%
% of FP17s for the same patient ID Re-attending within 3 months - Adults	45	322	14.0%	14.0%	15.0%	15.5%
% of FP17s for the same patient ID Re-attending between 3 & 9 months - Children	303	433	70.0%	59.8%	59.9%	58.8%
% of FP17s for the same patient ID Re-attending between 3 & 9 months - Adults	209	322	64.9%	49.1%	52.0%	51.1%
% of FP17s for Band 1 Urgent Courses	31	683	4.5%	9.1%	8.0%	9.0%
% of FP17s Relating to Free Repair or Replacements	5	683	0.7%	0.7%	0.8%	0.8%
% of FP17s Relating to Continuations	0	683	0.0%	1.0%	0.9%	0.9%
% of Patients satisfied with the dentistry they have received	0	0	N/A	93.6%	93.5%	93.3%
% of Patients satisfied with the time they had to wait for an appointment	0	0	N/A	88.4%	89.1%	88.9%

* This is based on patients treated on this contract for their most recent course of treatment. Figures in italics indicate the base number of FP17s or Patient Questionnaire responses are less than 100. N/A is shown where the base number of responses is less than 10 during the period. % is calculated as Quantity/Base number*100

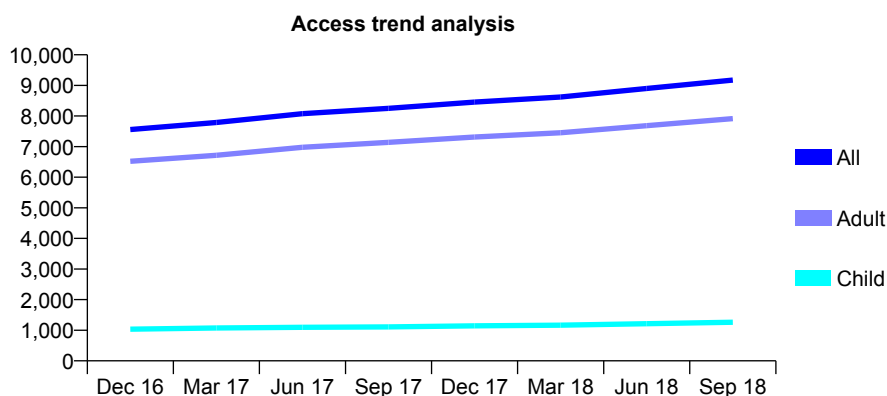
Q56 - Vital Signs At a Glance Contract Report for 120723/0001 - September 2018

Name or company name	Parish Vaid and Snehal Radia and Sanjay S
Contract type name	GDS Contract
Purpose of contract	General
Contract start date	15/11/2013
Contract end date	

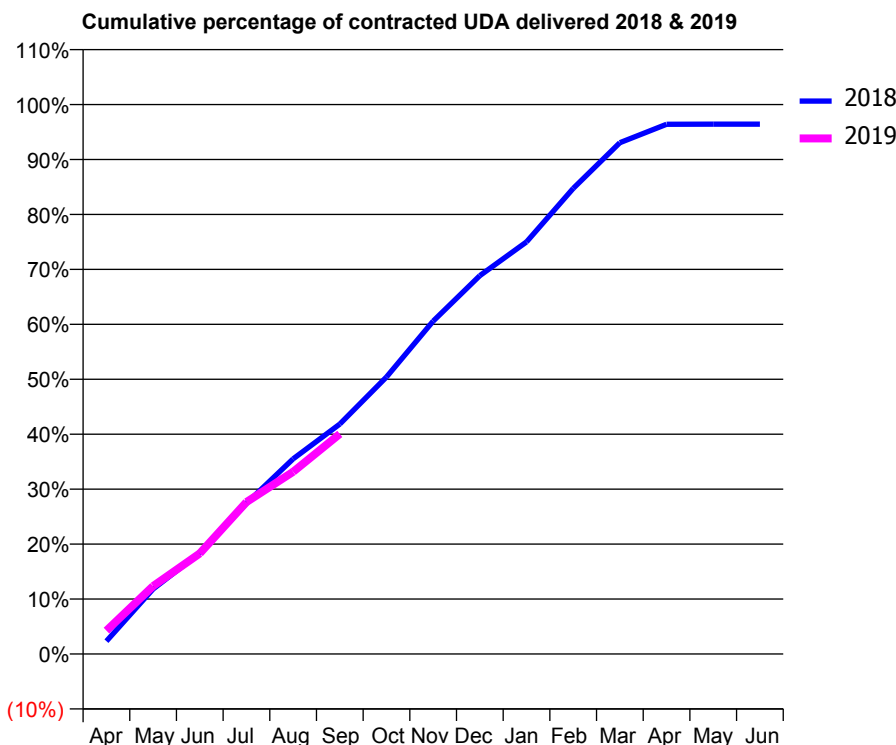
18/19 Contracted general activity (UDA)	32,567
Carry forward general activity (UDA)	0
18/19 Contracted orthodontic activity (UOA)	0
Carry forward orthodontic activity (UOA)	0
Baseline contract value	£840,272.11

ACCESS*

Patients seen in 24 months	Total	Change since previous quarter
Quarter ending September 2017	8,251	
Quarter ending December 2017	8,456	↑
Quarter ending March 2018	8,620	→
Quarter ending June 2018	8,900	↑
Quarter ending September 2018	9,175	↑
Variance since September 2017	11.2%	↑



ACTIVITY



Month	Adjusted Scheduled Activity (UDA)	
	2018	2019
April	759	1,389
May	3,853	4,030
June	5,988	5,965
July	8,936	9,009
August	11,570	10,801
September	13,627	13,046
October	16,422	
November	19,734	
December	22,421	
January	24,421	
February	27,596	
March	30,303	
April	31,394	
May	31,405	
June	31,403	

QUALITY

	Quantity	Base Number	Contract	AT	Region	England
% of FP17s for the same patient ID Re-attending within 3 months - Children	69	998	6.9%	10.6%	11.4%	11.6%
% of FP17s for the same patient ID Re-attending within 3 months - Adults	756	6,110	12.4%	14.0%	15.0%	15.5%
% of FP17s for the same patient ID Re-attending between 3 & 9 months - Children	647	998	64.8%	59.8%	59.9%	58.8%
% of FP17s for the same patient ID Re-attending between 3 & 9 months - Adults	3,939	6,110	64.5%	49.1%	52.0%	51.1%
% of FP17s for Band 1 Urgent Courses	727	6,689	10.9%	9.1%	8.0%	9.0%
% of FP17s Relating to Free Repair or Replacements	36	6,689	0.5%	0.7%	0.8%	0.8%
% of FP17s Relating to Continuations	31	6,689	0.5%	1.0%	0.9%	0.9%
% of Patients satisfied with the dentistry they have received	7	7	N/A	93.6%	93.5%	93.3%
% of Patients satisfied with the time they had to wait for an appointment	7	7	N/A	88.4%	89.1%	88.9%

* This is based on patients treated on this contract for their most recent course of treatment. Figures in italics indicate the base number of FP17s or Patient Questionnaire responses are less than 100. N/A is shown where the base number of responses is less than 10 during the period. % is calculated as Quantity/Base number*100

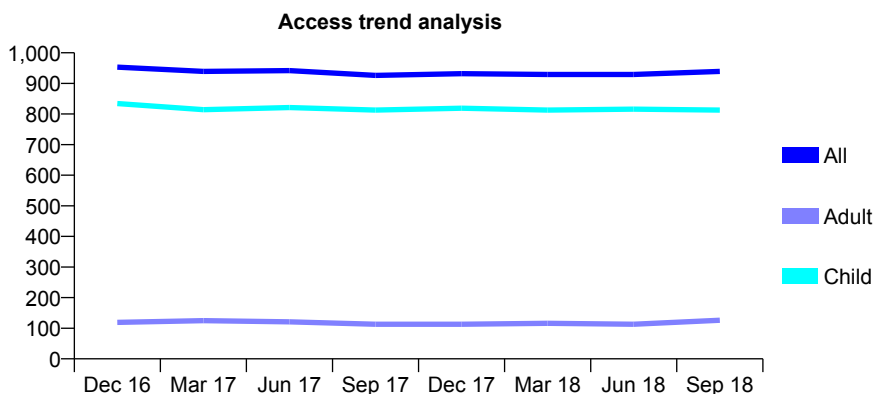
Q56 - Vital Signs At a Glance Contract Report for 121959/0001 - September 2018

Name or company name	Walton House Dental Practice Ltd
Contract type name	GDS Contract
Purpose of contract	General
Contract start date	01/02/2010
Contract end date	

18/19 Contracted general activity (UDA)	1,700
Carry forward general activity (UDA)	0
18/19 Contracted orthodontic activity (UOA)	0
Carry forward orthodontic activity (UOA)	0
Baseline contract value	£34,849.64

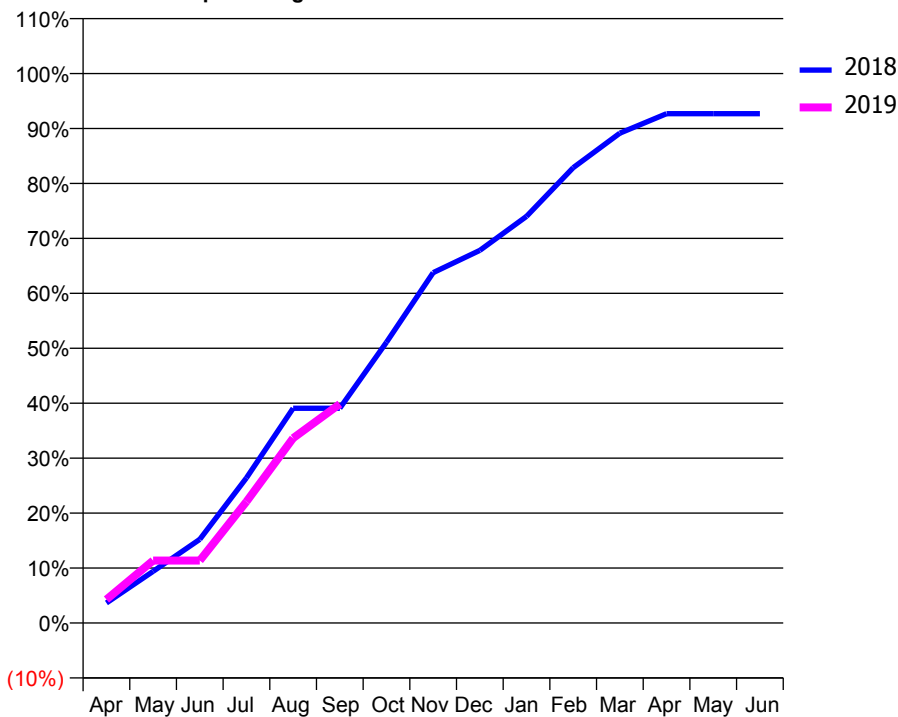
ACCESS*

Patients seen in 24 months	Total	Change since previous quarter
Quarter ending September 2017	926	
Quarter ending December 2017	932	→
Quarter ending March 2018	929	→
Quarter ending June 2018	929	→
Quarter ending September 2018	939	→
Variance since September 2017	1.4%	→



ACTIVITY

Cumulative percentage of contracted UDA delivered 2018 & 2019



Month	Adjusted Scheduled Activity (UDA)	
	2018	2019
April	62	73
May	160	193
June	259	193
July	449	376
August	664	572
September	664	677
October	868	
November	1,084	
December	1,153	
January	1,258	
February	1,409	
March	1,515	
April	1,576	
May	1,576	
June	1,576	

QUALITY

	Quantity	Base Number	Contract	AT	Region	England
% of FP17s for the same patient ID Re-attending within 3 months - Children	42	559	7.5%	10.6%	11.4%	11.6%
% of FP17s for the same patient ID Re-attending within 3 months - Adults	4	29	13.8%	14.0%	15.0%	15.5%
% of FP17s for the same patient ID Re-attending between 3 & 9 months - Children	294	559	52.6%	59.8%	59.9%	58.8%
% of FP17s for the same patient ID Re-attending between 3 & 9 months - Adults	15	29	51.7%	49.1%	52.0%	51.1%
% of FP17s for Band 1 Urgent Courses	17	546	3.1%	9.1%	8.0%	9.0%
% of FP17s Relating to Free Repair or Replacements	0	546	0.0%	0.7%	0.8%	0.8%
% of FP17s Relating to Continuations	8	546	1.5%	1.0%	0.9%	0.9%
% of Patients satisfied with the dentistry they have received	0	0	N/A	93.6%	93.5%	93.3%
% of Patients satisfied with the time they had to wait for an appointment	0	0	N/A	88.4%	89.1%	88.9%

* This is based on patients treated on this contract for their most recent course of treatment. Figures in italics indicate the base number of FP17s or Patient Questionnaire responses are less than 100. N/A is shown where the base number of responses is less than 10 during the period. % is calculated as Quantity/Base number*100

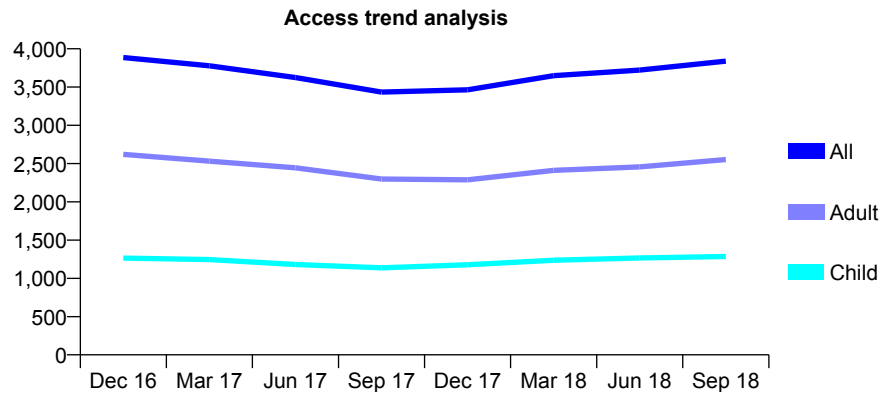
Q56 - Vital Signs At a Glance Contract Report for 124230/0001 - September 2018

Name or company name	Kenneth Ng Surgery Ltd
Contract type name	GDS Contract
Purpose of contract	General and Orthodontic
Contract start date	01/08/2008
Contract end date	

18/19 Contracted general activity (UDA)	9,340
Carry forward general activity (UDA)	0
18/19 Contracted orthodontic activity (UOA)	0
Carry forward orthodontic activity (UOA)	0
Baseline contract value	£245,198.10

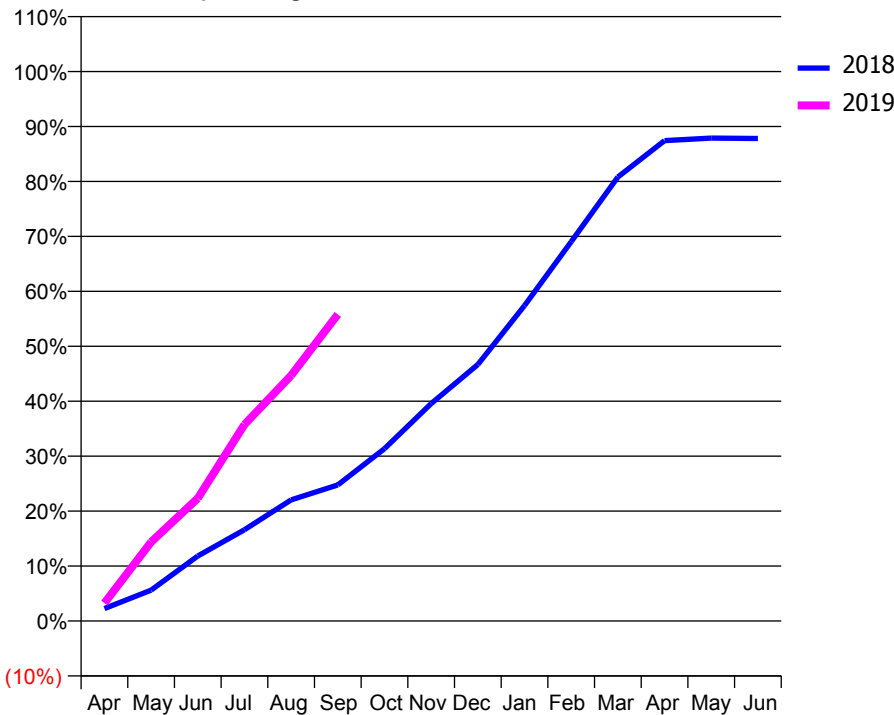
ACCESS*

Patients seen in 24 months	Total	Change since previous quarter
Quarter ending September 2017	3,435	
Quarter ending December 2017	3,464	→
Quarter ending March 2018	3,648	↑
Quarter ending June 2018	3,722	↑
Quarter ending September 2018	3,838	↑
Variance since September 2017	11.7%	↑



ACTIVITY

Cumulative percentage of contracted UDA delivered 2018 & 2019



Month	Adjusted Scheduled Activity (UDA)	
	2018	2019
April	212	305
May	524	1,342
June	1,104	2,086
July	1,551	3,340
August	2,058	4,174
September	2,312	5,212
October	2,930	
November	3,696	
December	4,360	
January	5,362	
February	6,446	
March	7,546	
April	8,166	
May	8,208	
June	8,202	

QUALITY

	Quantity	Base Number	Contract	AT	Region	England
% of FP17s for the same patient ID Re-attending within 3 months - Children	76	905	8.4%	10.6%	11.4%	11.6%
% of FP17s for the same patient ID Re-attending within 3 months - Adults	199	1,624	12.3%	14.0%	15.0%	15.5%
% of FP17s for the same patient ID Re-attending between 3 & 9 months - Children	449	905	49.6%	59.8%	59.9%	58.8%
% of FP17s for the same patient ID Re-attending between 3 & 9 months - Adults	615	1,624	37.9%	49.1%	52.0%	51.1%
% of FP17s for Band 1 Urgent Courses	158	2,322	6.8%	9.1%	8.0%	9.0%
% of FP17s Relating to Free Repair or Replacements	25	2,322	1.1%	0.7%	0.8%	0.8%
% of FP17s Relating to Continuations	2	2,322	0.1%	1.0%	0.9%	0.9%
% of Patients satisfied with the dentistry they have received	1	1	N/A	93.6%	93.5%	93.3%
% of Patients satisfied with the time they had to wait for an appointment	1	1	N/A	88.4%	89.1%	88.9%

* This is based on patients treated on this contract for their most recent course of treatment. Figures in italics indicate the base number of FP17s or Patient Questionnaire responses are less than 100. N/A is shown where the base number of responses is less than 10 during the period. % is calculated as Quantity/Base number*100

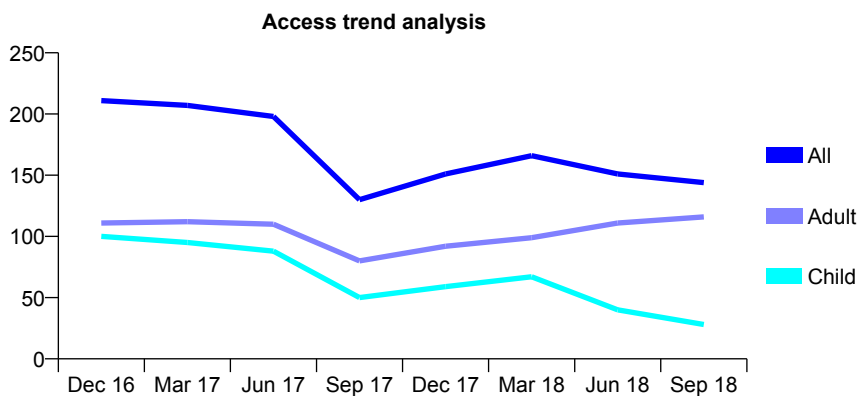
Q56 - Vital Signs At a Glance Contract Report for 124338/0001 - September 2018

Name or company name	Wood, Bryant & Coyle
Contract type name	GDS Contract
Purpose of contract	General
Contract start date	01/09/2015
Contract end date	

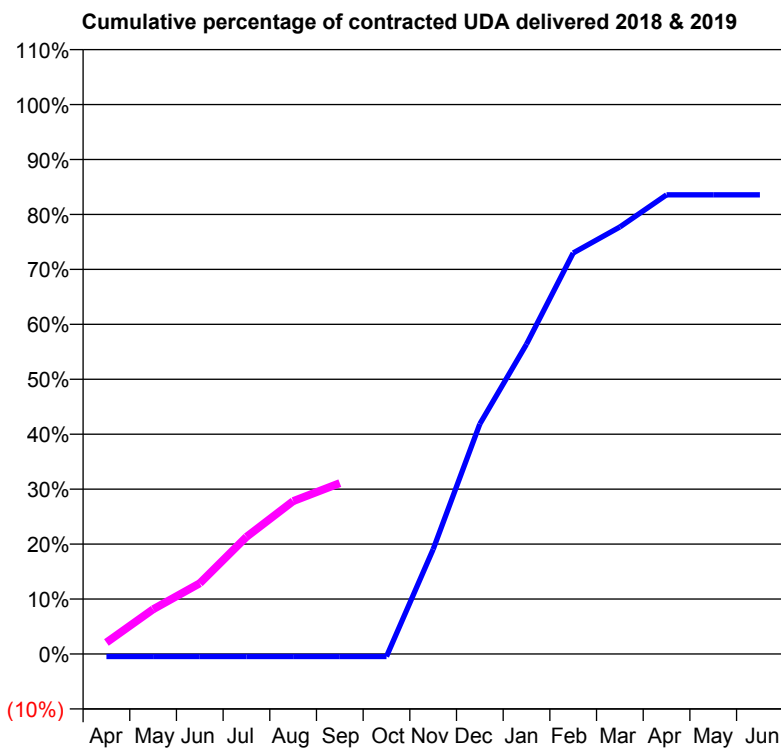
18/19 Contracted general activity (UDA)	427
Carry forward general activity (UDA)	0
18/19 Contracted orthodontic activity (UOA)	0
Carry forward orthodontic activity (UOA)	0
Baseline contract value	£10,720.90

ACCESS*

Patients seen in 24 months	Total	Change since previous quarter
Quarter ending September 2017	130	
Quarter ending December 2017	151	↑
Quarter ending March 2018	166	↑
Quarter ending June 2018	151	↓
Quarter ending September 2018	144	↓
Variance since September 2017	10.8%	↑



ACTIVITY



Month	Adjusted Scheduled Activity (UDA)	
	2018	2019
April	-2	9
May	-2	35
June	-2	55
July	-2	91
August	-2	119
September	-2	133
October	-2	
November	81	
December	179	
January	241	
February	312	
March	332	
April	357	
May	357	
June	357	

QUALITY

	Quantity	Base Number	Contract	AT	Region	England
% of FP17s for the same patient ID Re-attending within 3 months - Children	0	8	0.0%	10.6%	11.4%	11.6%
% of FP17s for the same patient ID Re-attending within 3 months - Adults	6	83	7.2%	14.0%	15.0%	15.5%
% of FP17s for the same patient ID Re-attending between 3 & 9 months - Children	0	8	0.0%	59.8%	59.9%	58.8%
% of FP17s for the same patient ID Re-attending between 3 & 9 months - Adults	19	83	22.9%	49.1%	52.0%	51.1%
% of FP17s for Band 1 Urgent Courses	9	74	12.2%	9.1%	8.0%	9.0%
% of FP17s Relating to Free Repair or Replacements	1	74	1.4%	0.7%	0.8%	0.8%
% of FP17s Relating to Continuations	0	74	0.0%	1.0%	0.9%	0.9%
% of Patients satisfied with the dentistry they have received	0	0	N/A	93.6%	93.5%	93.3%
% of Patients satisfied with the time they had to wait for an appointment	0	0	N/A	88.4%	89.1%	88.9%

* This is based on patients treated on this contract for their most recent course of treatment. Figures in italics indicate the base number of FP17s or Patient Questionnaire responses are less than 100. N/A is shown where the base number of responses is less than 10 during the period. % is calculated as Quantity/Base number*100

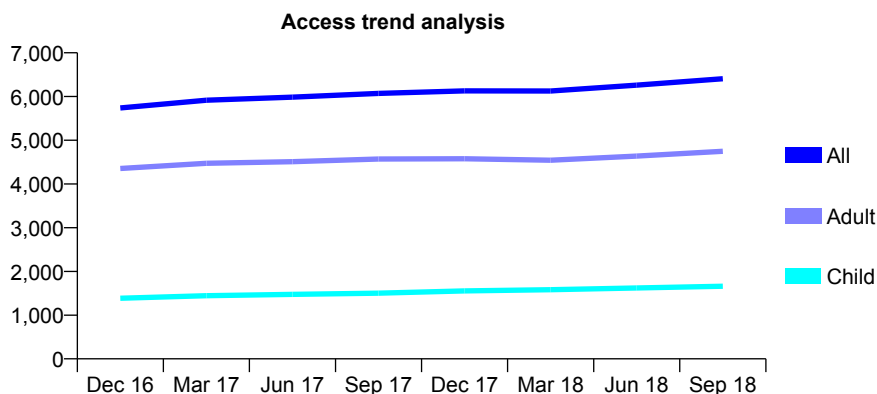
Q56 - Vital Signs At a Glance Contract Report for 124923/0001 - September 2018

Name or company name	Great Shelford Dental Practice Ltd
Contract type name	GDS Contract
Purpose of contract	General
Contract start date	01/11/2014
Contract end date	

18/19 Contracted general activity (UDA)	14,267
Carry forward general activity (UDA)	0
18/19 Contracted orthodontic activity (UOA)	0
Carry forward orthodontic activity (UOA)	0
Baseline contract value	£348,369.31

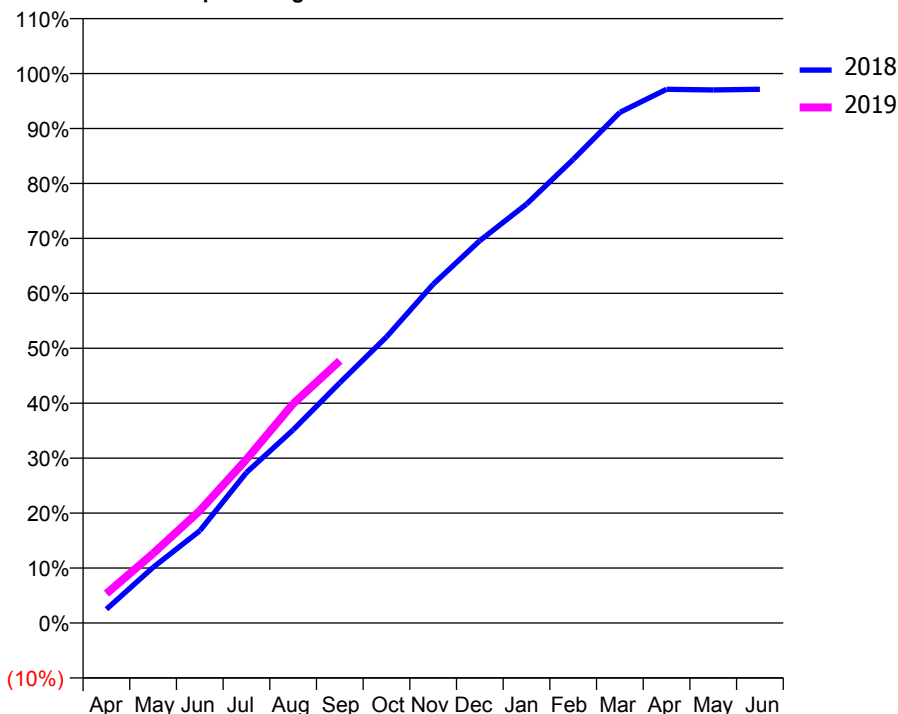
ACCESS*

Patients seen in 24 months	Total	Change since previous quarter
Quarter ending September 2017	6,071	
Quarter ending December 2017	6,130	→
Quarter ending March 2018	6,125	→
Quarter ending June 2018	6,259	↑
Quarter ending September 2018	6,408	↑
Variance since September 2017	5.6%	↑



ACTIVITY

Cumulative percentage of contracted UDA delivered 2018 & 2019



Month	Adjusted Scheduled Activity (UDA)	
	2018	2019
April	358	762
May	1,447	1,805
June	2,395	2,918
July	3,907	4,251
August	5,015	5,694
September	6,236	6,809
October	7,427	
November	8,794	
December	9,929	
January	10,875	
February	12,036	
March	13,259	
April	13,856	
May	13,839	
June	13,859	

QUALITY

	Quantity	Base Number	Contract	AT	Region	England
% of FP17s for the same patient ID Re-attending within 3 months - Children	84	1,236	6.8%	10.6%	11.4%	11.6%
% of FP17s for the same patient ID Re-attending within 3 months - Adults	363	3,075	11.8%	14.0%	15.0%	15.5%
% of FP17s for the same patient ID Re-attending between 3 & 9 months - Children	636	1,236	51.5%	59.8%	59.9%	58.8%
% of FP17s for the same patient ID Re-attending between 3 & 9 months - Adults	1,209	3,075	39.3%	49.1%	52.0%	51.1%
% of FP17s for Band 1 Urgent Courses	357	3,982	9.0%	9.1%	8.0%	9.0%
% of FP17s Relating to Free Repair or Replacements	28	3,982	0.7%	0.7%	0.8%	0.8%
% of FP17s Relating to Continuations	22	3,982	0.6%	1.0%	0.9%	0.9%
% of Patients satisfied with the dentistry they have received	4	4	N/A	93.6%	93.5%	93.3%
% of Patients satisfied with the time they had to wait for an appointment	4	4	N/A	88.4%	89.1%	88.9%

* This is based on patients treated on this contract for their most recent course of treatment. Figures in italics indicate the base number of FP17s or Patient Questionnaire responses are less than 100. N/A is shown where the base number of responses is less than 10 during the period. % is calculated as Quantity/Base number*100

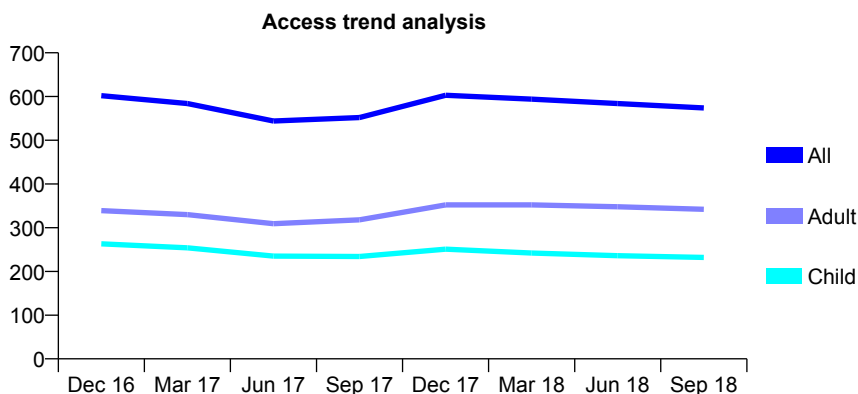
Q56 - Vital Signs At a Glance Contract Report for 125776/0003 - September 2018

Name or company name	Apex Dental Care Ltd
Contract type name	GDS Contract
Purpose of contract	General
Contract start date	01/06/2009
Contract end date	

18/19 Contracted general activity (UDA)	1,202
Carry forward general activity (UDA)	0
18/19 Contracted orthodontic activity (UOA)	0
Carry forward orthodontic activity (UOA)	0
Baseline contract value	£27,620.19

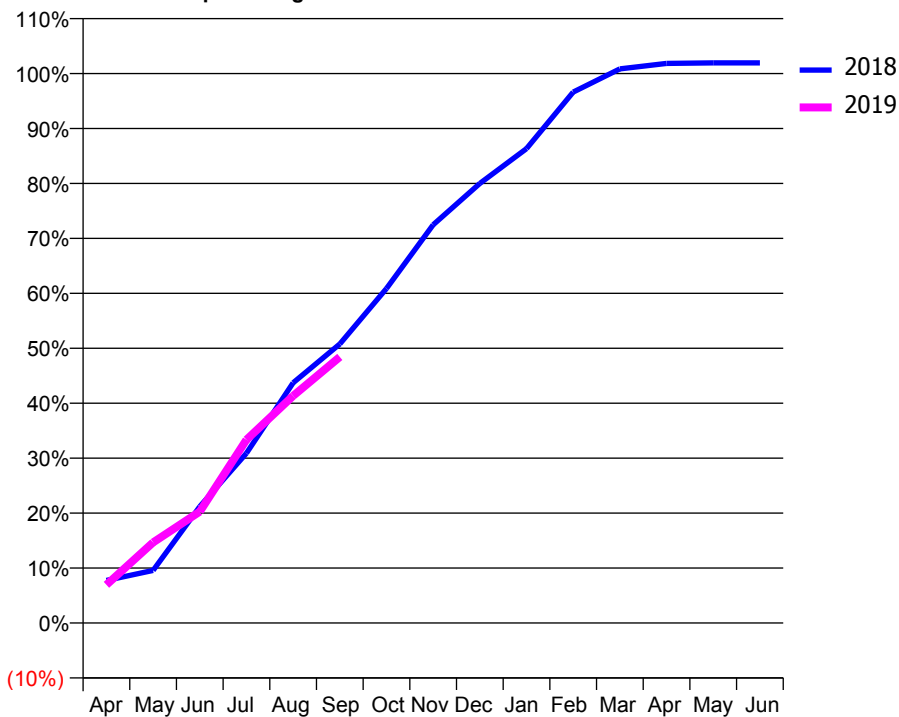
ACCESS*

Patients seen in 24 months	Total	Change since previous quarter
Quarter ending September 2017	552	
Quarter ending December 2017	603	↑
Quarter ending March 2018	594	↓
Quarter ending June 2018	584	↓
Quarter ending September 2018	574	↓
Variance since September 2017	4.0%	↑



ACTIVITY

Cumulative percentage of contracted UDA delivered 2018 & 2019



Adjusted Scheduled Activity (UDA)

Month	2018	2019
April	93	84
May	115	176
June	255	244
July	372	401
August	525	497
September	610	582
October	732	
November	871	
December	962	
January	1,038	
February	1,161	
March	1,212	
April	1,224	
May	1,225	
June	1,225	

QUALITY

	Quantity	Base Number	Contract	AT	Region	England
% of FP17s for the same patient ID Re-attending within 3 months - Children	11	191	5.8%	10.6%	11.4%	11.6%
% of FP17s for the same patient ID Re-attending within 3 months - Adults	12	193	6.2%	14.0%	15.0%	15.5%
% of FP17s for the same patient ID Re-attending between 3 & 9 months - Children	142	191	74.3%	59.8%	59.9%	58.8%
% of FP17s for the same patient ID Re-attending between 3 & 9 months - Adults	102	193	52.8%	49.1%	52.0%	51.1%
% of FP17s for Band 1 Urgent Courses	20	377	5.3%	9.1%	8.0%	9.0%
% of FP17s Relating to Free Repair or Replacements	4	377	1.1%	0.7%	0.8%	0.8%
% of FP17s Relating to Continuations	1	377	0.3%	1.0%	0.9%	0.9%
% of Patients satisfied with the dentistry they have received	0	0	N/A	93.6%	93.5%	93.3%
% of Patients satisfied with the time they had to wait for an appointment	0	0	N/A	88.4%	89.1%	88.9%

* This is based on patients treated on this contract for their most recent course of treatment. Figures in italics indicate the base number of FP17s or Patient Questionnaire responses are less than 100. N/A is shown where the base number of responses is less than 10 during the period. % is calculated as Quantity/Base number*100

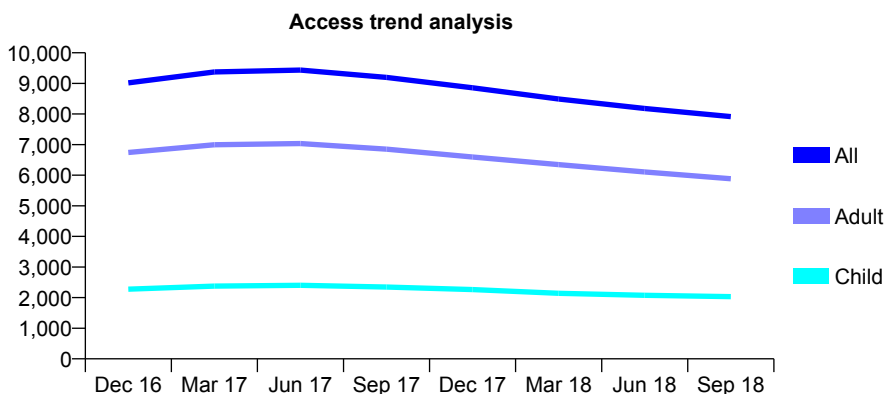
Q56 - Vital Signs At a Glance Contract Report for 125776/0010 - September 2018

Name or company name	Apex Dental Care Ltd
Contract type name	PDS Contract
Purpose of contract	General
Contract start date	01/04/2011
Contract end date	31/12/2018

18/19 Contracted general activity (UDA)	19,772
Carry forward general activity (UDA)	0
18/19 Contracted orthodontic activity (UOA)	0
Carry forward orthodontic activity (UOA)	0
Baseline contract value	£517,373.63

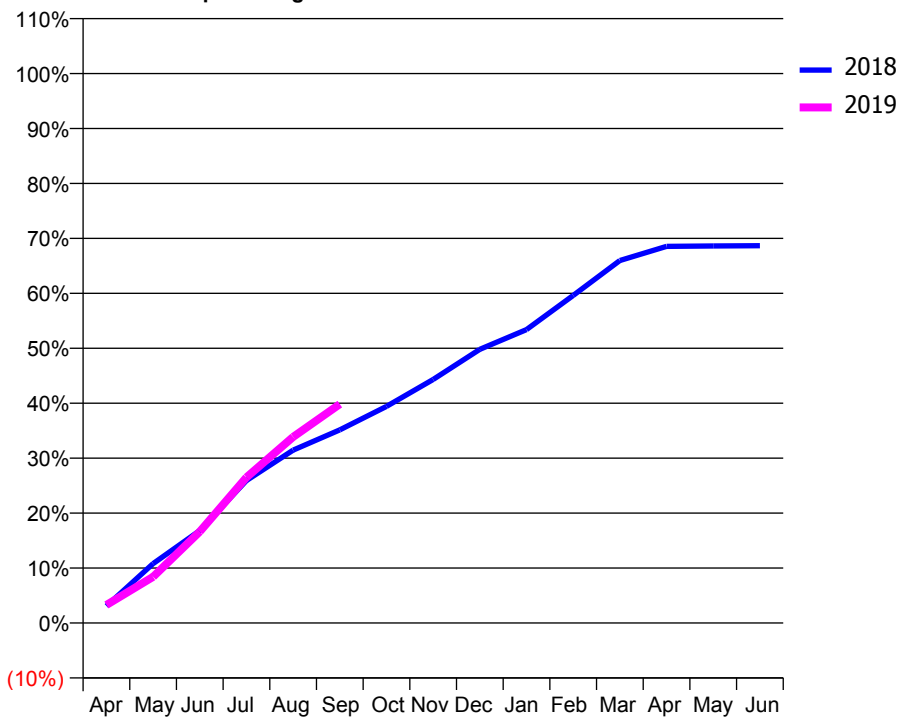
ACCESS*

Patients seen in 24 months	Total	Change since previous quarter
Quarter ending September 2017	9,198	
Quarter ending December 2017	8,858	↓
Quarter ending March 2018	8,489	↓
Quarter ending June 2018	8,182	↓
Quarter ending September 2018	7,916	↓
Variance since September 2017	(13.9%)	↓



ACTIVITY

Cumulative percentage of contracted UDA delivered 2018 & 2019



Month	Adjusted Scheduled Activity (UDA)	
	2018	2019
April	817	652
May	2,850	1,661
June	4,434	3,289
July	6,838	5,244
August	8,296	6,694
September	9,269	7,876
October	10,394	
November	11,682	
December	13,133	
January	14,078	
February	15,717	
March	17,393	
April	18,071	
May	18,089	
June	18,101	

QUALITY

	Quantity	Base Number	Contract	AT	Region	England
% of FP17s for the same patient ID Re-attending within 3 months - Children	106	1,466	7.2%	10.6%	11.4%	11.6%
% of FP17s for the same patient ID Re-attending within 3 months - Adults	524	3,444	15.2%	14.0%	15.0%	15.5%
% of FP17s for the same patient ID Re-attending between 3 & 9 months - Children	781	1,466	53.3%	59.8%	59.9%	58.8%
% of FP17s for the same patient ID Re-attending between 3 & 9 months - Adults	1,635	3,444	47.5%	49.1%	52.0%	51.1%
% of FP17s for Band 1 Urgent Courses	504	4,450	11.3%	9.1%	8.0%	9.0%
% of FP17s Relating to Free Repair or Replacements	53	4,450	1.2%	0.7%	0.8%	0.8%
% of FP17s Relating to Continuations	5	4,450	0.1%	1.0%	0.9%	0.9%
% of Patients satisfied with the dentistry they have received	2	2	N/A	93.6%	93.5%	93.3%
% of Patients satisfied with the time they had to wait for an appointment	2	2	N/A	88.4%	89.1%	88.9%

* This is based on patients treated on this contract for their most recent course of treatment. Figures in italics indicate the base number of FP17s or Patient Questionnaire responses are less than 100. N/A is shown where the base number of responses is less than 10 during the period. % is calculated as Quantity/Base number*100

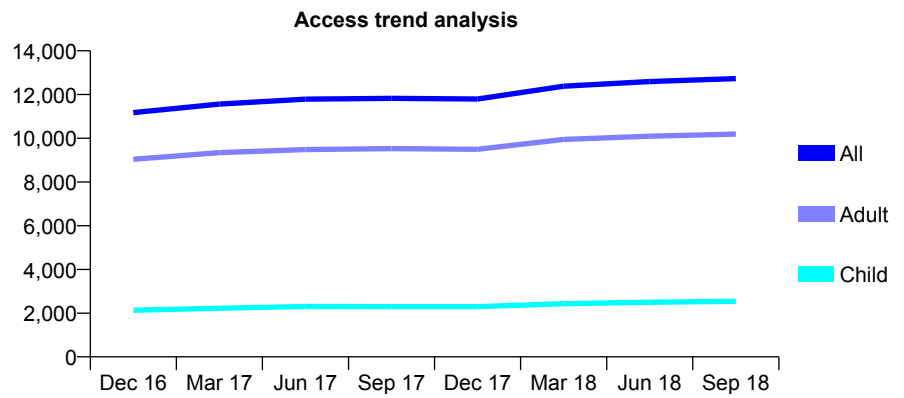
Q56 - Vital Signs At a Glance Contract Report for 126225/0001 - September 2018

Name or company name	Dr P Vaid, Dr S Radia and Dr S Shah
Contract type name	GDS Contract
Purpose of contract	General
Contract start date	01/04/2014
Contract end date	

18/19 Contracted general activity (UDA)	38,332
Carry forward general activity (UDA)	0
18/19 Contracted orthodontic activity (UOA)	0
Carry forward orthodontic activity (UOA)	0
Baseline contract value	£1,211,098.13

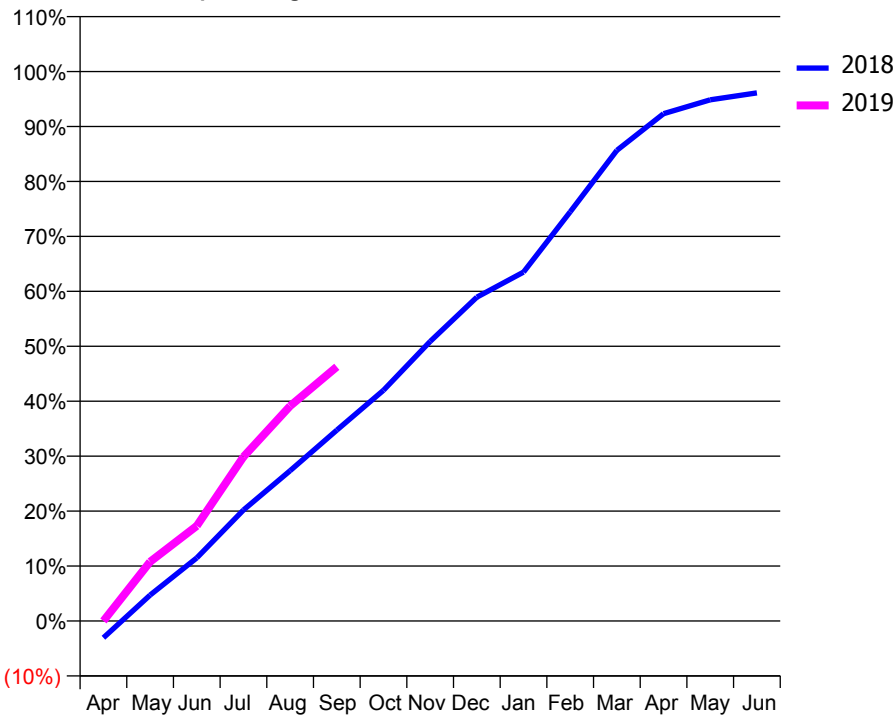
ACCESS*

Patients seen in 24 months	Total	Change since previous quarter
Quarter ending September 2017	11,823	
Quarter ending December 2017	11,792	→
Quarter ending March 2018	12,381	↑
Quarter ending June 2018	12,591	→
Quarter ending September 2018	12,730	→
Variance since September 2017	7.7%	↑



ACTIVITY

Cumulative percentage of contracted UDA delivered 2018 & 2019



Month	Adjusted Scheduled Activity (UDA)	
	2018	2019
April	-1,173	0
May	1,810	4,131
June	4,406	6,636
July	7,739	11,457
August	10,491	14,998
September	13,319	17,731
October	16,094	
November	19,500	
December	22,586	
January	24,339	
February	28,545	
March	32,834	
April	35,392	
May	36,353	
June	36,837	

QUALITY

	Quantity	Base Number	Contract	AT	Region	England
% of FP17s for the same patient ID Re-attending within 3 months - Children	114	1,944	5.9%	10.6%	11.4%	11.6%
% of FP17s for the same patient ID Re-attending within 3 months - Adults	834	6,761	12.3%	14.0%	15.0%	15.5%
% of FP17s for the same patient ID Re-attending between 3 & 9 months - Children	1,139	1,944	58.6%	59.8%	59.9%	58.8%
% of FP17s for the same patient ID Re-attending between 3 & 9 months - Adults	2,411	6,761	35.7%	49.1%	52.0%	51.1%
% of FP17s for Band 1 Urgent Courses	492	7,726	6.4%	9.1%	8.0%	9.0%
% of FP17s Relating to Free Repair or Replacements	87	7,726	1.1%	0.7%	0.8%	0.8%
% of FP17s Relating to Continuations	89	7,726	1.2%	1.0%	0.9%	0.9%
% of Patients satisfied with the dentistry they have received	7	8	N/A	93.6%	93.5%	93.3%
% of Patients satisfied with the time they had to wait for an appointment	6	8	N/A	88.4%	89.1%	88.9%

* This is based on patients treated on this contract for their most recent course of treatment. Figures in italics indicate the base number of FP17s or Patient Questionnaire responses are less than 100. N/A is shown where the base number of responses is less than 10 during the period. % is calculated as Quantity/Base number*100

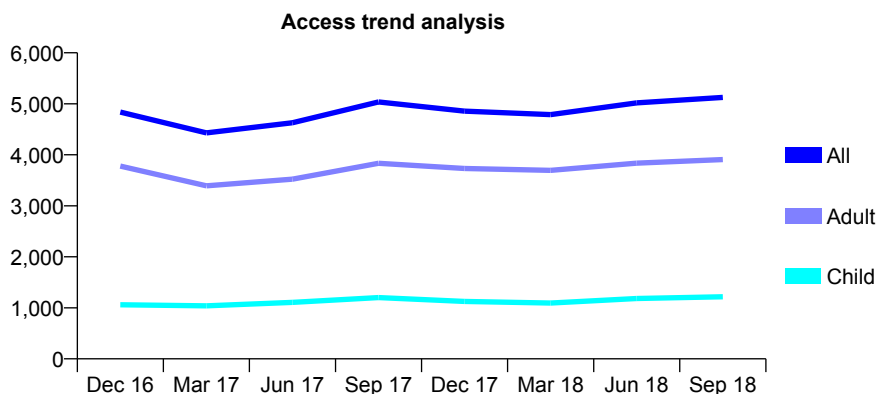
Q56 - Vital Signs At a Glance Contract Report for 127809/0001 - September 2018

Name or company name	S Emami, M Dehghanpour, J Vaghela, J Va
Contract type name	GDS Contract
Purpose of contract	General
Contract start date	01/11/2010
Contract end date	

18/19 Contracted general activity (UDA)	16,500
Carry forward general activity (UDA)	0
18/19 Contracted orthodontic activity (UOA)	0
Carry forward orthodontic activity (UOA)	0
Baseline contract value	£389,007.57

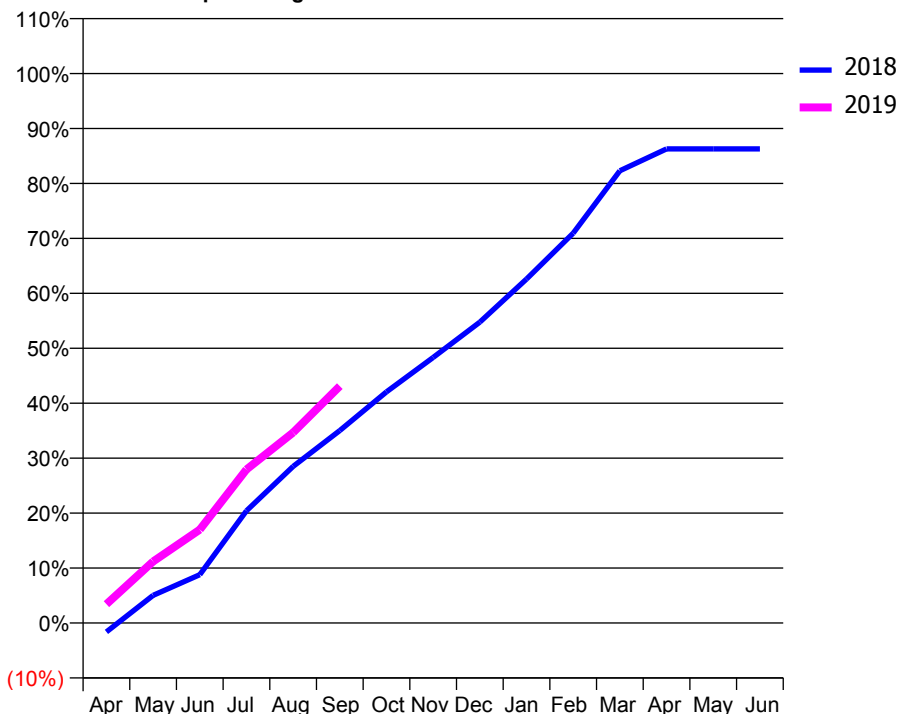
ACCESS*

Patients seen in 24 months	Total	Change since previous quarter
Quarter ending September 2017	5,036	
Quarter ending December 2017	4,857	↓
Quarter ending March 2018	4,789	↓
Quarter ending June 2018	5,018	↑
Quarter ending September 2018	5,125	↑
Variance since September 2017	1.8%	→



ACTIVITY

Cumulative percentage of contracted UDA delivered 2018 & 2019



Adjusted Scheduled Activity (UDA)

Month	2018	2019
April	-269	568
May	832	1,848
June	1,451	2,804
July	3,370	4,611
August	4,703	5,721
September	5,781	7,114
October	6,940	
November	7,973	
December	9,036	
January	10,330	
February	11,706	
March	13,578	
April	14,237	
May	14,237	
June	14,237	

QUALITY

	Quantity	Base Number	Contract	AT	Region	England
% of FP17s for the same patient ID Re-attending within 3 months - Children	47	955	4.9%	10.6%	11.4%	11.6%
% of FP17s for the same patient ID Re-attending within 3 months - Adults	304	2,766	11.0%	14.0%	15.0%	15.5%
% of FP17s for the same patient ID Re-attending between 3 & 9 months - Children	485	955	50.8%	59.8%	59.9%	58.8%
% of FP17s for the same patient ID Re-attending between 3 & 9 months - Adults	1,316	2,766	47.6%	49.1%	52.0%	51.1%
% of FP17s for Band 1 Urgent Courses	402	3,420	11.8%	9.1%	8.0%	9.0%
% of FP17s Relating to Free Repair or Replacements	17	3,420	0.5%	0.7%	0.8%	0.8%
% of FP17s Relating to Continuations	13	3,420	0.4%	1.0%	0.9%	0.9%
% of Patients satisfied with the dentistry they have received	3	3	N/A	93.6%	93.5%	93.3%
% of Patients satisfied with the time they had to wait for an appointment	3	3	N/A	88.4%	89.1%	88.9%

* This is based on patients treated on this contract for their most recent course of treatment. Figures in italics indicate the base number of FP17s or Patient Questionnaire responses are less than 100. N/A is shown where the base number of responses is less than 10 during the period. % is calculated as Quantity/Base number*100

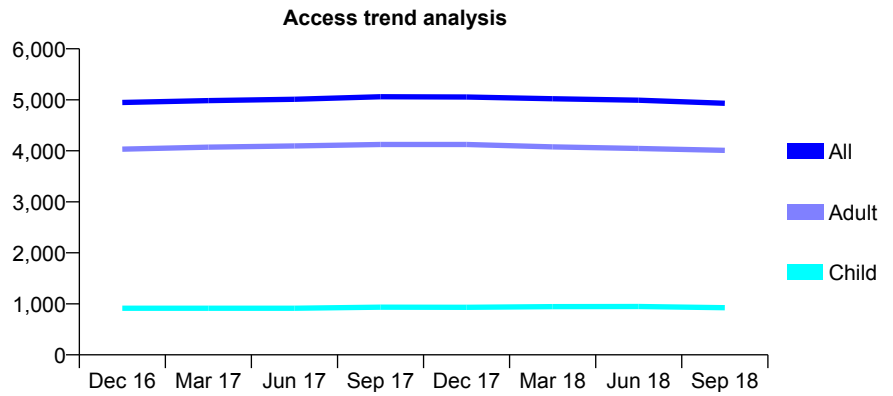
Q56 - Vital Signs At a Glance Contract Report for 128767/0001 - September 2018

Name or company name	Hejazifar, Namazy, and Namazy
Contract type name	GDS Contract
Purpose of contract	General
Contract start date	01/04/2013
Contract end date	

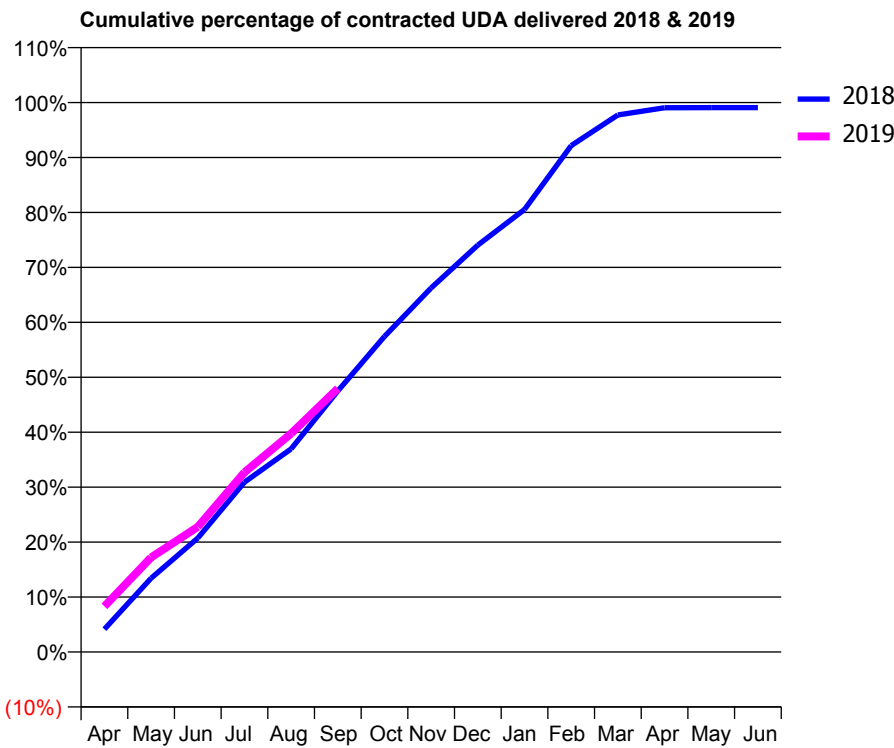
18/19 Contracted general activity (UDA)	14,333
Carry forward general activity (UDA)	0
18/19 Contracted orthodontic activity (UOA)	0
Carry forward orthodontic activity (UOA)	0
Baseline contract value	£348,402.72

ACCESS*

Patients seen in 24 months	Total	Change since previous quarter
Quarter ending September 2017	5,059	
Quarter ending December 2017	5,055	→
Quarter ending March 2018	5,022	→
Quarter ending June 2018	4,992	→
Quarter ending September 2018	4,932	↓
Variance since September 2017	(2.5%)	↓



ACTIVITY



Month	Adjusted Scheduled Activity (UDA)	
	2018	2019
April	598	1,191
May	1,925	2,469
June	2,971	3,264
July	4,429	4,688
August	5,298	5,700
September	6,810	6,876
October	8,229	
November	9,498	
December	10,613	
January	11,542	
February	13,208	
March	14,008	
April	14,195	
May	14,200	
June	14,198	

QUALITY

	Quantity	Base Number	Contract	AT	Region	England
% of FP17s for the same patient ID Re-attending within 3 months - Children	47	785	6.0%	10.6%	11.4%	11.6%
% of FP17s for the same patient ID Re-attending within 3 months - Adults	337	2,844	11.8%	14.0%	15.0%	15.5%
% of FP17s for the same patient ID Re-attending between 3 & 9 months - Children	568	785	72.4%	59.8%	59.9%	58.8%
% of FP17s for the same patient ID Re-attending between 3 & 9 months - Adults	1,600	2,844	56.3%	49.1%	52.0%	51.1%
% of FP17s for Band 1 Urgent Courses	229	3,532	6.5%	9.1%	8.0%	9.0%
% of FP17s Relating to Free Repair or Replacements	18	3,532	0.5%	0.7%	0.8%	0.8%
% of FP17s Relating to Continuations	17	3,532	0.5%	1.0%	0.9%	0.9%
% of Patients satisfied with the dentistry they have received	4	4	N/A	93.6%	93.5%	93.3%
% of Patients satisfied with the time they had to wait for an appointment	4	4	N/A	88.4%	89.1%	88.9%

* This is based on patients treated on this contract for their most recent course of treatment. Figures in italics indicate the base number of FP17s or Patient Questionnaire responses are less than 100. N/A is shown where the base number of responses is less than 10 during the period. % is calculated as Quantity/Base number*100

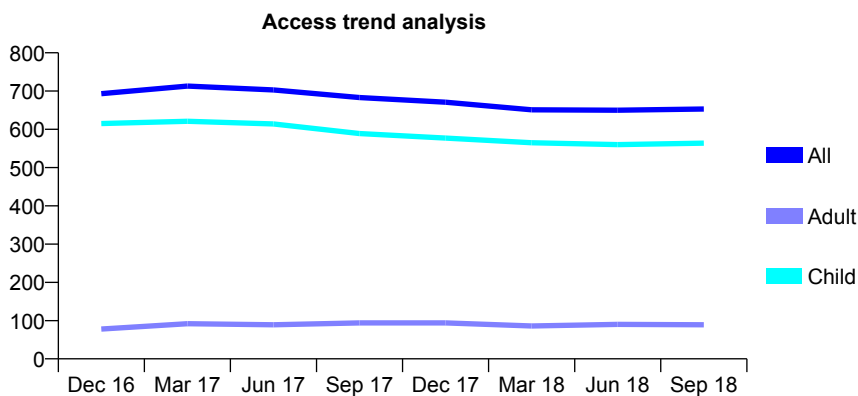
Q56 - Vital Signs At a Glance Contract Report for 128953/0002 - September 2018

Name or company name	Cathedral Dental Practice Ltd
Contract type name	GDS Contract
Purpose of contract	General
Contract start date	01/04/2015
Contract end date	

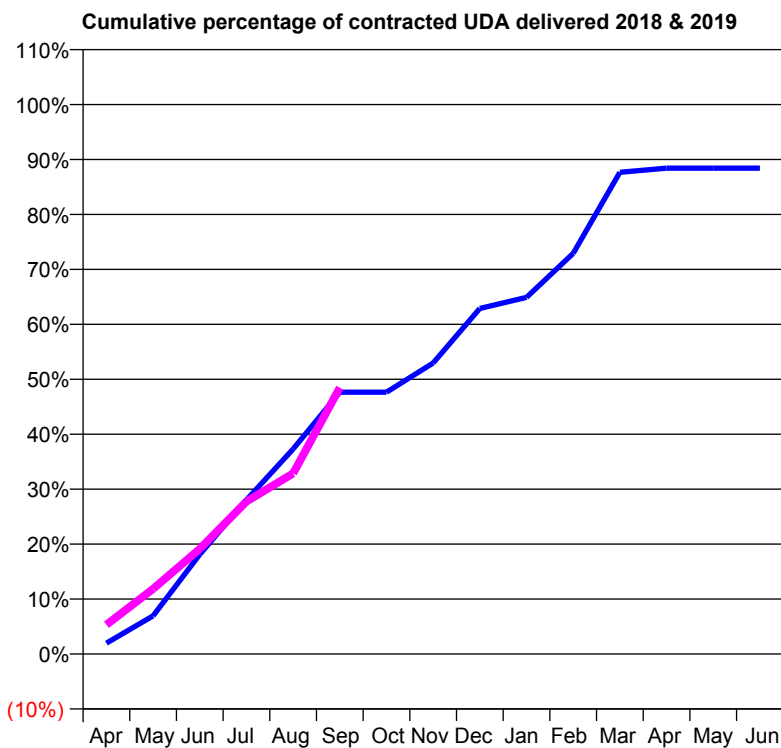
18/19 Contracted general activity (UDA)	1,210
Carry forward general activity (UDA)	0
18/19 Contracted orthodontic activity (UOA)	0
Carry forward orthodontic activity (UOA)	0
Baseline contract value	£27,274.89

ACCESS*

Patients seen in 24 months	Total	Change since previous quarter
Quarter ending September 2017	683	
Quarter ending December 2017	671	↓
Quarter ending March 2018	651	↓
Quarter ending June 2018	650	→
Quarter ending September 2018	653	→
Variance since September 2017	(4.4%)	↓



ACTIVITY



Month	Adjusted Scheduled Activity (UDA)	
	2018	2019
April	24	64
May	84	143
June	219	231
July	339	336
August	451	398
September	577	586
October	577	
November	641	
December	761	
January	785	
February	882	
March	1,061	
April	1,070	
May	1,070	
June	1,070	

QUALITY

	Quantity	Base Number	Contract	AT	Region	England
% of FP17s for the same patient ID Re-attending within 3 months - Children	22	417	5.3%	10.6%	11.4%	11.6%
% of FP17s for the same patient ID Re-attending within 3 months - Adults	0	16	0.0%	14.0%	15.0%	15.5%
% of FP17s for the same patient ID Re-attending between 3 & 9 months - Children	228	417	54.7%	59.8%	59.9%	58.8%
% of FP17s for the same patient ID Re-attending between 3 & 9 months - Adults	11	16	68.8%	49.1%	52.0%	51.1%
% of FP17s for Band 1 Urgent Courses	7	422	1.7%	9.1%	8.0%	9.0%
% of FP17s Relating to Free Repair or Replacements	0	422	0.0%	0.7%	0.8%	0.8%
% of FP17s Relating to Continuations	0	422	0.0%	1.0%	0.9%	0.9%
% of Patients satisfied with the dentistry they have received	0	0	N/A	93.6%	93.5%	93.3%
% of Patients satisfied with the time they had to wait for an appointment	0	0	N/A	88.4%	89.1%	88.9%

* This is based on patients treated on this contract for their most recent course of treatment. Figures in italics indicate the base number of FP17s or Patient Questionnaire responses are less than 100. N/A is shown where the base number of responses is less than 10 during the period. % is calculated as Quantity/Base number*100

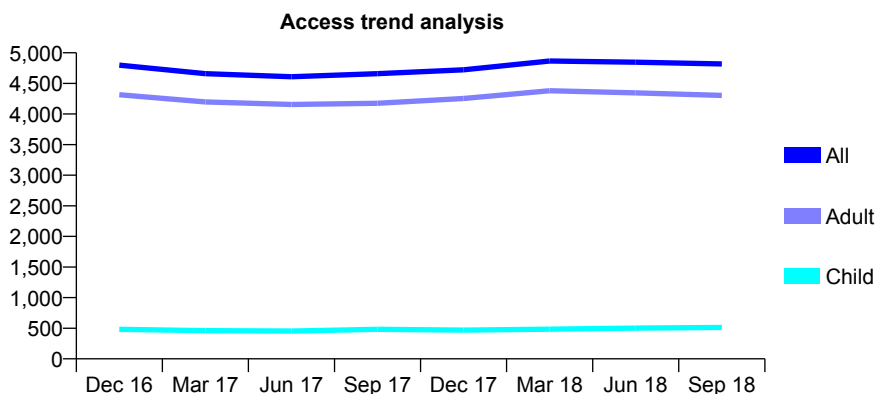
Q56 - Vital Signs At a Glance Contract Report for 132225/0001 - September 2018

Name or company name	Peterborough Dental Access Centre
Contract type name	PDS Contract
Purpose of contract	General
Contract start date	01/04/2006
Contract end date	31/03/2019

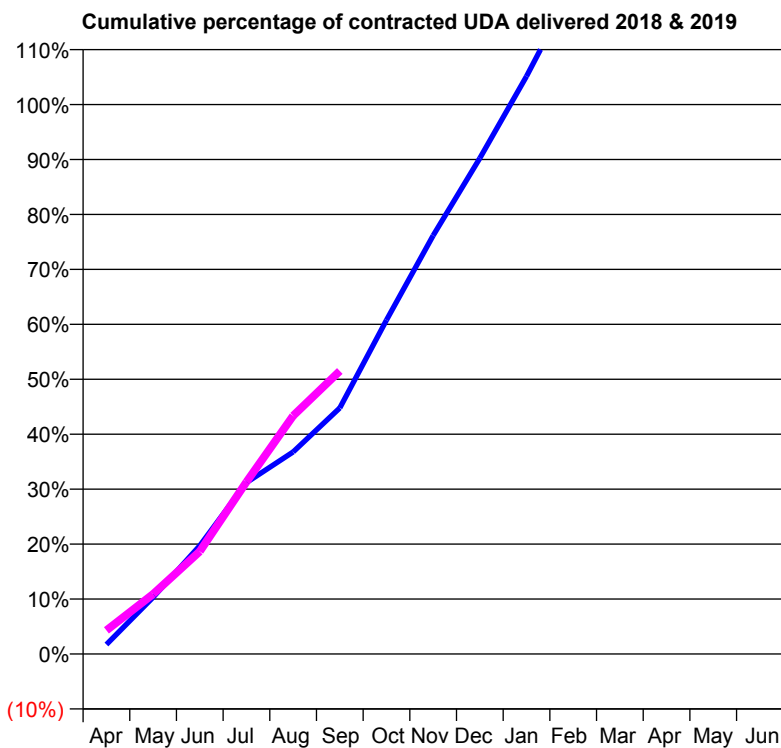
18/19 Contracted general activity (UDA)	4,000
Carry forward general activity (UDA)	0
18/19 Contracted orthodontic activity (UOA)	0
Carry forward orthodontic activity (UOA)	0
Baseline contract value	£192,544.72

ACCESS*

Patients seen in 24 months	Total	Change since previous quarter
Quarter ending September 2017	4,659	
Quarter ending December 2017	4,723	→
Quarter ending March 2018	4,866	↑
Quarter ending June 2018	4,847	→
Quarter ending September 2018	4,818	→
Variance since September 2017	3.4%	↑



ACTIVITY



Month	Adjusted Scheduled Activity (UDA)	
	2018	2019
April	70	172
May	413	437
June	788	747
July	1,248	1,252
August	1,471	1,735
September	1,791	2,060
October	2,431	
November	3,047	
December	3,610	
January	4,205	
February	4,851	
March	5,185	
April	5,384	
May	5,383	
June	5,395	

QUALITY

	Quantity	Base Number	Contract	AT	Region	England
% of FP17s for the same patient ID Re-attending within 3 months - Children	26	351	7.4%	10.6%	11.4%	11.6%
% of FP17s for the same patient ID Re-attending within 3 months - Adults	178	1,847	9.6%	14.0%	15.0%	15.5%
% of FP17s for the same patient ID Re-attending between 3 & 9 months - Children	24	351	6.8%	59.8%	59.9%	58.8%
% of FP17s for the same patient ID Re-attending between 3 & 9 months - Adults	115	1,847	6.2%	49.1%	52.0%	51.1%
% of FP17s for Band 1 Urgent Courses	1,719	1,742	98.7%	9.1%	8.0%	9.0%
% of FP17s Relating to Free Repair or Replacements	0	1,742	0.0%	0.7%	0.8%	0.8%
% of FP17s Relating to Continuations	0	1,742	0.0%	1.0%	0.9%	0.9%
% of Patients satisfied with the dentistry they have received	1	1	N/A	93.6%	93.5%	93.3%
% of Patients satisfied with the time they had to wait for an appointment	1	1	N/A	88.4%	89.1%	88.9%

* This is based on patients treated on this contract for their most recent course of treatment. Figures in italics indicate the base number of FP17s or Patient Questionnaire responses are less than 100. N/A is shown where the base number of responses is less than 10 during the period. % is calculated as Quantity/Base number*100

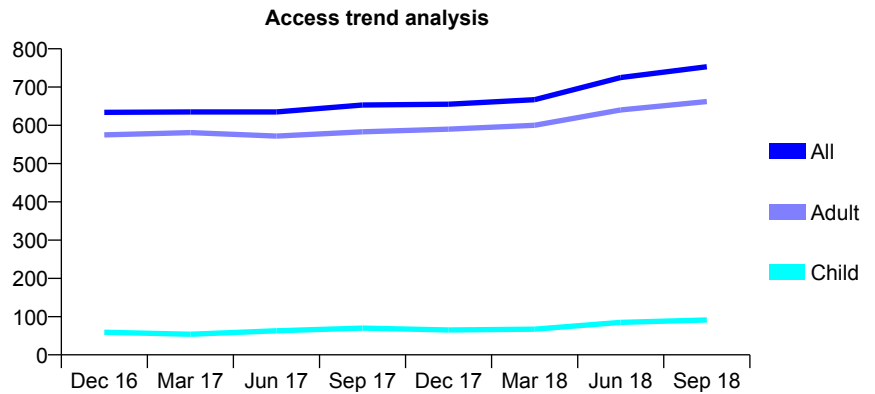
Q56 - Vital Signs At a Glance Contract Report for 132225/0002 - September 2018

Name or company name	Peterborough Dental Access Centre
Contract type name	PDS Contract
Purpose of contract	General
Contract start date	01/04/2011
Contract end date	31/03/2019

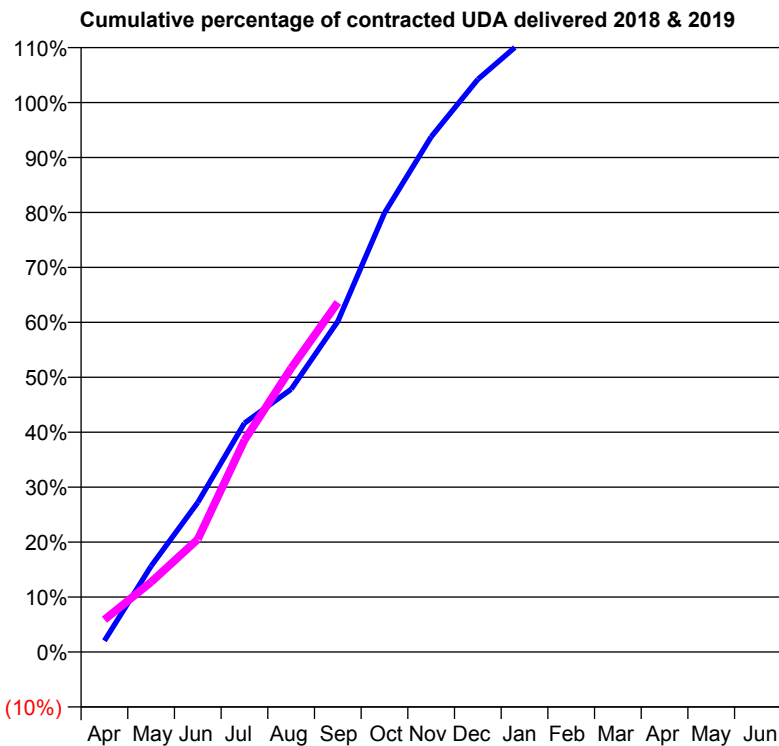
18/19 Contracted general activity (UDA)	632
Carry forward general activity (UDA)	0
18/19 Contracted orthodontic activity (UOA)	0
Carry forward orthodontic activity (UOA)	0
Baseline contract value	£37,182.53

ACCESS*

Patients seen in 24 months	Total	Change since previous quarter
Quarter ending September 2017	653	
Quarter ending December 2017	655	→
Quarter ending March 2018	667	→
Quarter ending June 2018	725	↑
Quarter ending September 2018	753	↑
Variance since September 2017	15.3%	↑



ACTIVITY



Adjusted Scheduled Activity (UDA)		
Month	2018	2019
April	13	37
May	99	80
June	172	130
July	263	244
August	302	326
September	380	402
October	505	
November	593	
December	659	
January	705	
February	747	
March	758	
April	770	
May	771	
June	771	

QUALITY

	Quantity	Base Number	Contract	AT	Region	England
% of FP17s for the same patient ID Re-attending within 3 months - Children	1	70	1.4%	10.6%	11.4%	11.6%
% of FP17s for the same patient ID Re-attending within 3 months - Adults	3	278	1.1%	14.0%	15.0%	15.5%
% of FP17s for the same patient ID Re-attending between 3 & 9 months - Children	0	70	0.0%	59.8%	59.9%	58.8%
% of FP17s for the same patient ID Re-attending between 3 & 9 months - Adults	1	278	0.4%	49.1%	52.0%	51.1%
% of FP17s for Band 1 Urgent Courses	335	335	100.0%	9.1%	8.0%	9.0%
% of FP17s Relating to Free Repair or Replacements	0	335	0.0%	0.7%	0.8%	0.8%
% of FP17s Relating to Continuations	0	335	0.0%	1.0%	0.9%	0.9%
% of Patients satisfied with the dentistry they have received	0	0	N/A	93.6%	93.5%	93.3%
% of Patients satisfied with the time they had to wait for an appointment	0	0	N/A	88.4%	89.1%	88.9%

* This is based on patients treated on this contract for their most recent course of treatment. Figures in italics indicate the base number of FP17s or Patient Questionnaire responses are less than 100. N/A is shown where the base number of responses is less than 10 during the period. % is calculated as Quantity/Base number*100

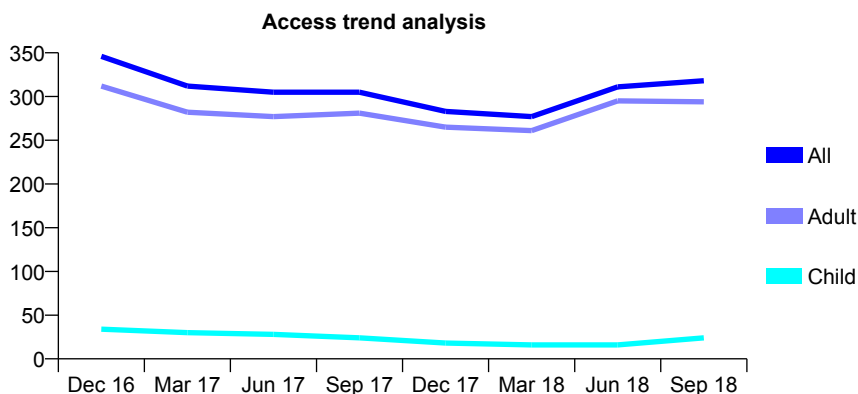
Q56 - Vital Signs At a Glance Contract Report for 132225/0003 - September 2018

Name or company name	Peterborough Dental Access Centre
Contract type name	PDS Contract
Purpose of contract	General
Contract start date	01/04/2011
Contract end date	31/03/2019

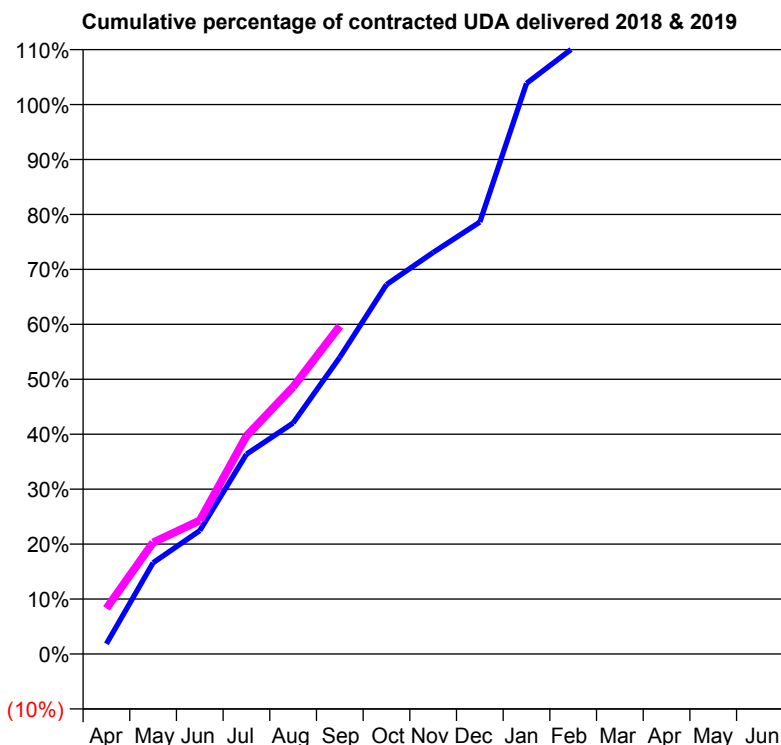
18/19 Contracted general activity (UDA)	390
Carry forward general activity (UDA)	0
18/19 Contracted orthodontic activity (UOA)	0
Carry forward orthodontic activity (UOA)	0
Baseline contract value	£34,763.95

ACCESS*

Patients seen in 24 months	Total	Change since previous quarter
Quarter ending September 2017	305	
Quarter ending December 2017	283	↓
Quarter ending March 2018	277	↓
Quarter ending June 2018	311	↑
Quarter ending September 2018	318	↑
Variance since September 2017	4.3%	↑



ACTIVITY



Adjusted Scheduled Activity (UDA)		
Month	2018	2019
April	7	32
May	65	79
June	88	95
July	142	155
August	164	190
September	211	233
October	262	
November	285	
December	307	
January	405	
February	430	
March	467	
April	500	
May	500	
June	500	

QUALITY

	Quantity	Base Number	Contract	AT	Region	England
% of FP17s for the same patient ID Re-attending within 3 months - Children	0	30	0.0%	10.6%	11.4%	11.6%
% of FP17s for the same patient ID Re-attending within 3 months - Adults	2	201	1.0%	14.0%	15.0%	15.5%
% of FP17s for the same patient ID Re-attending between 3 & 9 months - Children	0	30	0.0%	59.8%	59.9%	58.8%
% of FP17s for the same patient ID Re-attending between 3 & 9 months - Adults	2	201	1.0%	49.1%	52.0%	51.1%
% of FP17s for Band 1 Urgent Courses	189	192	98.4%	9.1%	8.0%	9.0%
% of FP17s Relating to Free Repair or Replacements	0	192	0.0%	0.7%	0.8%	0.8%
% of FP17s Relating to Continuations	0	192	0.0%	1.0%	0.9%	0.9%
% of Patients satisfied with the dentistry they have received	0	0	N/A	93.6%	93.5%	93.3%
% of Patients satisfied with the time they had to wait for an appointment	0	0	N/A	88.4%	89.1%	88.9%

* This is based on patients treated on this contract for their most recent course of treatment. Figures in italics indicate the base number of FP17s or Patient Questionnaire responses are less than 100. N/A is shown where the base number of responses is less than 10 during the period. % is calculated as Quantity/Base number*100

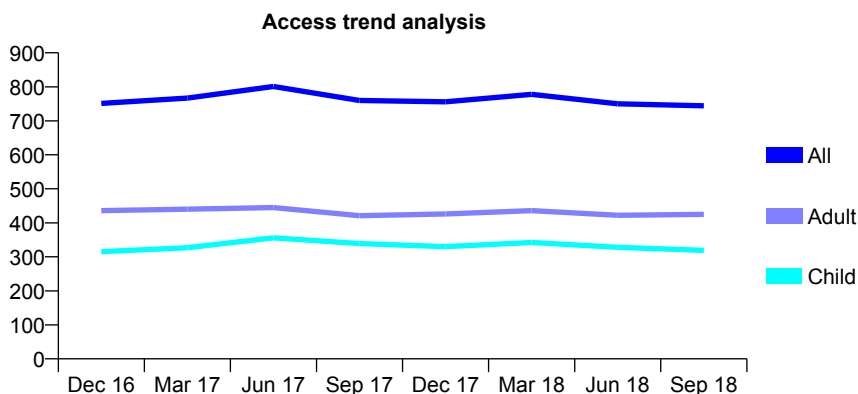
Q56 - Vital Signs At a Glance Contract Report for 132225/0004 - September 2018

Name or company name	Peterborough Dental Access Centre
Contract type name	PDS Contract
Purpose of contract	General
Contract start date	01/04/2011
Contract end date	31/03/2019

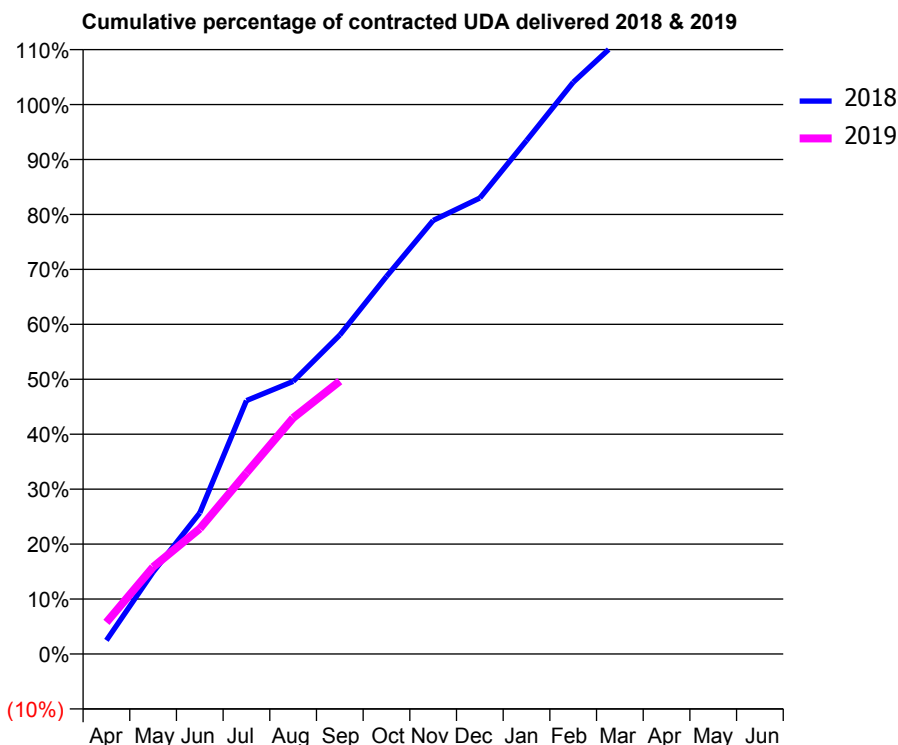
18/19 Contracted general activity (UDA)	1,475
Carry forward general activity (UDA)	0
18/19 Contracted orthodontic activity (UOA)	0
Carry forward orthodontic activity (UOA)	0
Baseline contract value	£110,445.79

ACCESS*

Patients seen in 24 months	Total	Change since previous quarter
Quarter ending September 2017	760	
Quarter ending December 2017	756	→
Quarter ending March 2018	778	↑
Quarter ending June 2018	750	↓
Quarter ending September 2018	744	→
Variance since September 2017	(2.1%)	↓



ACTIVITY



Adjusted Scheduled Activity (UDA)		
Month	2018	2019
April	37	85
May	220	234
June	379	337
July	680	486
August	732	634
September	856	732
October	1,013	
November	1,164	
December	1,224	
January	1,378	
February	1,535	
March	1,650	
April	1,725	
May	1,725	
June	1,725	

QUALITY

	Quantity	Base Number	Contract	AT	Region	England
% of FP17s for the same patient ID Re-attending within 3 months - Children	14	269	5.2%	10.6%	11.4%	11.6%
% of FP17s for the same patient ID Re-attending within 3 months - Adults	10	261	3.8%	14.0%	15.0%	15.5%
% of FP17s for the same patient ID Re-attending between 3 & 9 months - Children	96	269	35.7%	59.8%	59.9%	58.8%
% of FP17s for the same patient ID Re-attending between 3 & 9 months - Adults	127	261	48.7%	49.1%	52.0%	51.1%
% of FP17s for Band 1 Urgent Courses	32	466	6.9%	9.1%	8.0%	9.0%
% of FP17s Relating to Free Repair or Replacements	0	466	0.0%	0.7%	0.8%	0.8%
% of FP17s Relating to Continuations	0	466	0.0%	1.0%	0.9%	0.9%
% of Patients satisfied with the dentistry they have received	0	0	N/A	93.6%	93.5%	93.3%
% of Patients satisfied with the time they had to wait for an appointment	0	0	N/A	88.4%	89.1%	88.9%

* This is based on patients treated on this contract for their most recent course of treatment. Figures in italics indicate the base number of FP17s or Patient Questionnaire responses are less than 100. N/A is shown where the base number of responses is less than 10 during the period. % is calculated as Quantity/Base number*100

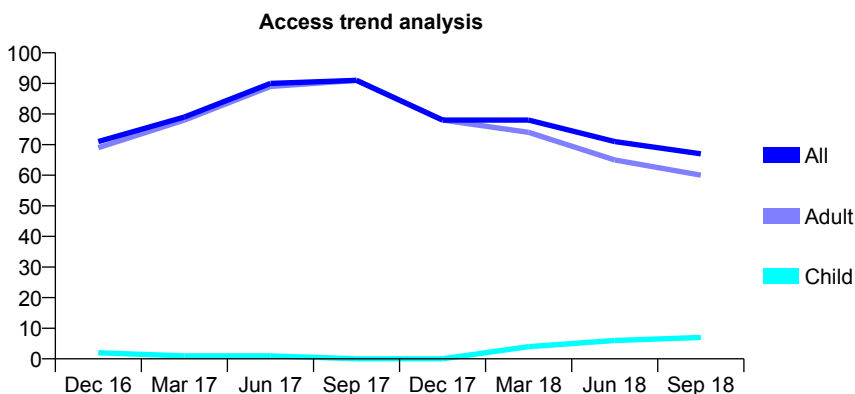
Q56 - Vital Signs At a Glance Contract Report for 132225/0005 - September 2018

Name or company name	Peterborough Dental Access Centre
Contract type name	PDS Contract
Purpose of contract	General
Contract start date	01/04/2011
Contract end date	31/03/2019

18/19 Contracted general activity (UDA)	148
Carry forward general activity (UDA)	0
18/19 Contracted orthodontic activity (UOA)	0
Carry forward orthodontic activity (UOA)	0
Baseline contract value	£13,159.36

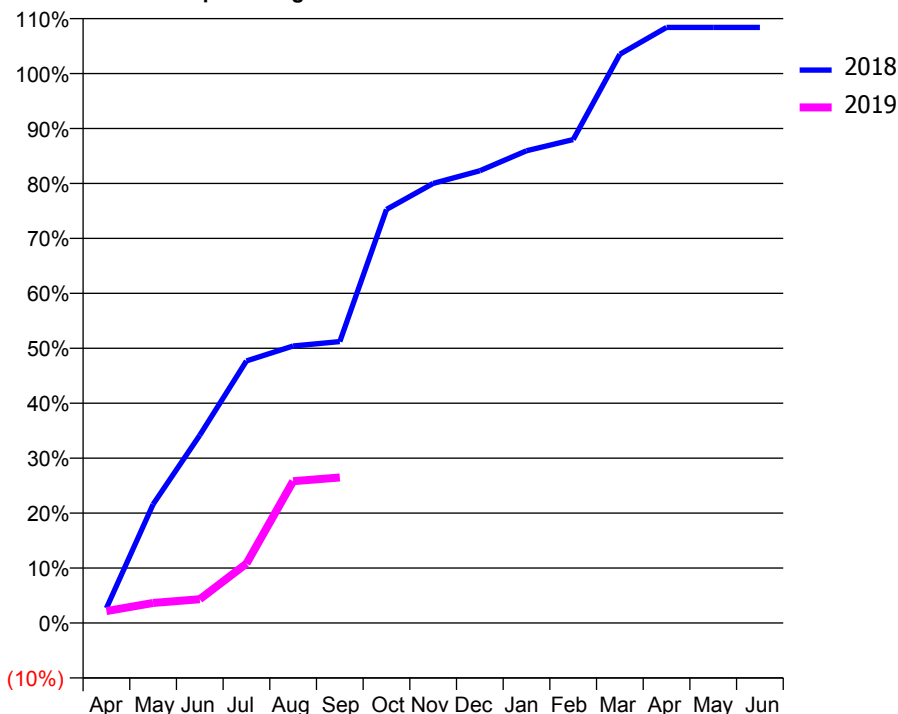
ACCESS*

Patients seen in 24 months	Total	Change since previous quarter
Quarter ending September 2017	91	
Quarter ending December 2017	78	↓
Quarter ending March 2018	78	→
Quarter ending June 2018	71	↓
Quarter ending September 2018	67	↓
Variance since September 2017	(26.4%)	↓



ACTIVITY

Cumulative percentage of contracted UDA delivered 2018 & 2019



Adjusted Scheduled Activity (UDA)

Month	2018	2019
April	4	3
May	32	5
June	51	6
July	71	16
August	75	38
September	76	39
October	111	
November	118	
December	122	
January	127	
February	130	
March	153	
April	160	
May	160	
June	160	

QUALITY

	Quantity	Base Number	Contract	AT	Region	England
% of FP17s for the same patient ID Re-attending within 3 months - Children	0	7	0.0%	10.6%	11.4%	11.6%
% of FP17s for the same patient ID Re-attending within 3 months - Adults	2	18	11.1%	14.0%	15.0%	15.5%
% of FP17s for the same patient ID Re-attending between 3 & 9 months - Children	0	7	0.0%	59.8%	59.9%	58.8%
% of FP17s for the same patient ID Re-attending between 3 & 9 months - Adults	1	18	5.6%	49.1%	52.0%	51.1%
% of FP17s for Band 1 Urgent Courses	11	20	55.0%	9.1%	8.0%	9.0%
% of FP17s Relating to Free Repair or Replacements	0	20	0.0%	0.7%	0.8%	0.8%
% of FP17s Relating to Continuations	0	20	0.0%	1.0%	0.9%	0.9%
% of Patients satisfied with the dentistry they have received	0	0	N/A	93.6%	93.5%	93.3%
% of Patients satisfied with the time they had to wait for an appointment	0	0	N/A	88.4%	89.1%	88.9%

* This is based on patients treated on this contract for their most recent course of treatment. Figures in italics indicate the base number of FP17s or Patient Questionnaire responses are less than 100. N/A is shown where the base number of responses is less than 10 during the period. % is calculated as Quantity/Base number*100

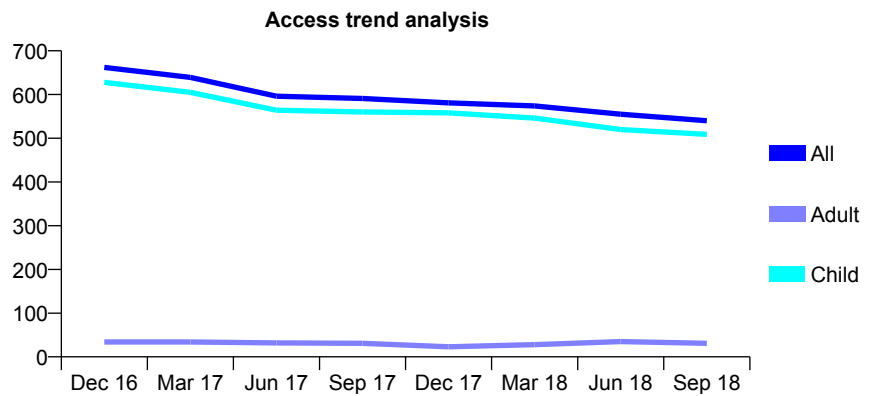
Q56 - Vital Signs At a Glance Contract Report for 132225/0006 - September 2018

Name or company name	Peterborough Dental Access Centre
Contract type name	PDS Contract
Purpose of contract	General
Contract start date	01/04/2011
Contract end date	31/03/2019

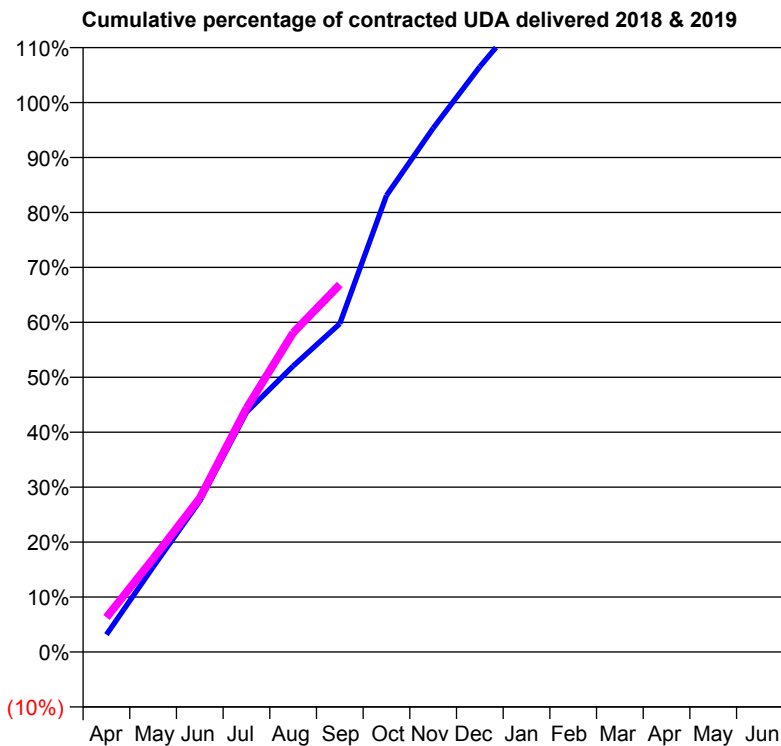
18/19 Contracted general activity (UDA)	1,416
Carry forward general activity (UDA)	0
18/19 Contracted orthodontic activity (UOA)	0
Carry forward orthodontic activity (UOA)	0
Baseline contract value	£609,016.81

ACCESS*

Patients seen in 24 months	Total	Change since previous quarter
Quarter ending September 2017	591	
Quarter ending December 2017	581	↓
Quarter ending March 2018	574	↓
Quarter ending June 2018	555	↓
Quarter ending September 2018	540	↓
Variance since September 2017	(8.6%)	↓



ACTIVITY



Month	Adjusted Scheduled Activity (UDA)	
	2018	2019
April	45	89
May	219	240
June	389	397
July	618	628
August	737	823
September	846	947
October	1,176	
November	1,350	
December	1,508	
January	1,651	
February	1,849	
March	1,954	
April	2,008	
May	2,008	
June	2,008	

QUALITY

	Quantity	Base Number	Contract	AT	Region	England
% of FP17s for the same patient ID Re-attending within 3 months - Children	2	326	0.6%	10.6%	11.4%	11.6%
% of FP17s for the same patient ID Re-attending within 3 months - Adults	0	21	0.0%	14.0%	15.0%	15.5%
% of FP17s for the same patient ID Re-attending between 3 & 9 months - Children	1	326	0.3%	59.8%	59.9%	58.8%
% of FP17s for the same patient ID Re-attending between 3 & 9 months - Adults	0	21	0.0%	49.1%	52.0%	51.1%
% of FP17s for Band 1 Urgent Courses	4	326	1.2%	9.1%	8.0%	9.0%
% of FP17s Relating to Free Repair or Replacements	0	326	0.0%	0.7%	0.8%	0.8%
% of FP17s Relating to Continuations	0	326	0.0%	1.0%	0.9%	0.9%
% of Patients satisfied with the dentistry they have received	0	0	N/A	93.6%	93.5%	93.3%
% of Patients satisfied with the time they had to wait for an appointment	0	0	N/A	88.4%	89.1%	88.9%

* This is based on patients treated on this contract for their most recent course of treatment. Figures in italics indicate the base number of FP17s or Patient Questionnaire responses are less than 100. N/A is shown where the base number of responses is less than 10 during the period. % is calculated as Quantity/Base number*100

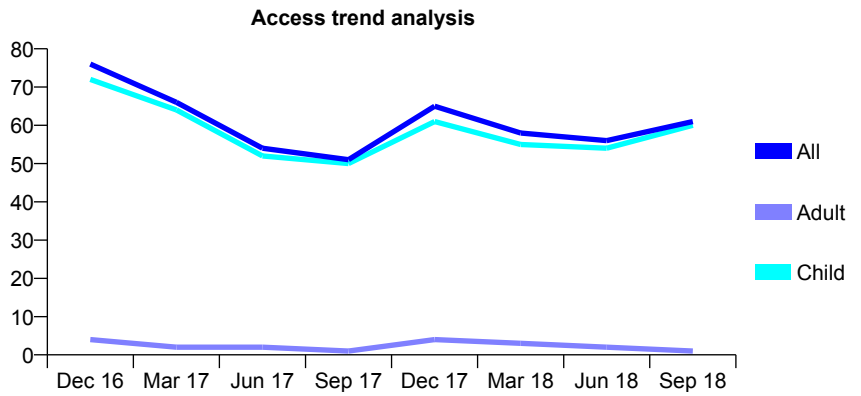
Q56 - Vital Signs At a Glance Contract Report for 132225/0007 - September 2018

Name or company name	Peterborough Dental Access Centre
Contract type name	PDS Contract
Purpose of contract	General
Contract start date	01/04/2011
Contract end date	31/03/2019

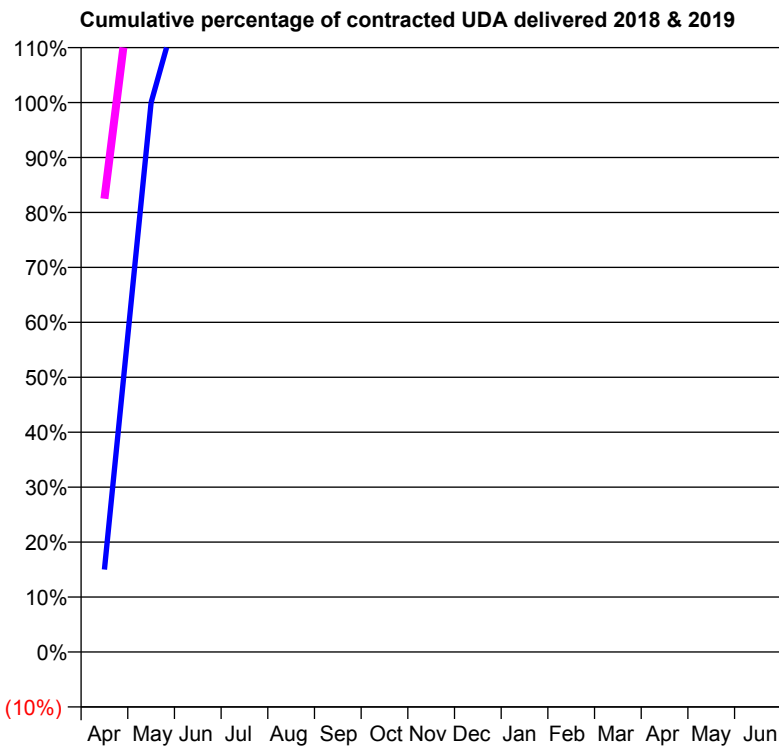
18/19 Contracted general activity (UDA)	40
Carry forward general activity (UDA)	0
18/19 Contracted orthodontic activity (UOA)	0
Carry forward orthodontic activity (UOA)	0
Baseline contract value	£13,581.37

ACCESS*

Patients seen in 24 months	Total	Change since previous quarter
Quarter ending September 2017	51	
Quarter ending December 2017	65	↑
Quarter ending March 2018	58	↓
Quarter ending June 2018	56	↓
Quarter ending September 2018	61	↑
Variance since September 2017	19.6%	↑



ACTIVITY



Month	Adjusted Scheduled Activity (UDA)	
	2018	2019
April	6	33
May	40	60
June	52	75
July	82	134
August	91	159
September	115	180
October	163	
November	239	
December	263	
January	291	
February	310	
March	334	
April	346	
May	346	
June	346	

QUALITY

	Quantity	Base Number	Contract	AT	Region	England
% of FP17s for the same patient ID Re-attending within 3 months - Children	0	66	0.0%	10.6%	11.4%	11.6%
% of FP17s for the same patient ID Re-attending within 3 months - Adults	0	0	N/A	14.0%	15.0%	15.5%
% of FP17s for the same patient ID Re-attending between 3 & 9 months - Children	0	66	0.0%	59.8%	59.9%	58.8%
% of FP17s for the same patient ID Re-attending between 3 & 9 months - Adults	0	0	N/A	49.1%	52.0%	51.1%
% of FP17s for Band 1 Urgent Courses	1	62	1.6%	9.1%	8.0%	9.0%
% of FP17s Relating to Free Repair or Replacements	0	62	0.0%	0.7%	0.8%	0.8%
% of FP17s Relating to Continuations	0	62	0.0%	1.0%	0.9%	0.9%
% of Patients satisfied with the dentistry they have received	0	0	N/A	93.6%	93.5%	93.3%
% of Patients satisfied with the time they had to wait for an appointment	0	0	N/A	88.4%	89.1%	88.9%

* This is based on patients treated on this contract for their most recent course of treatment. Figures in italics indicate the base number of FP17s or Patient Questionnaire responses are less than 100. N/A is shown where the base number of responses is less than 10 during the period. % is calculated as Quantity/Base number*100

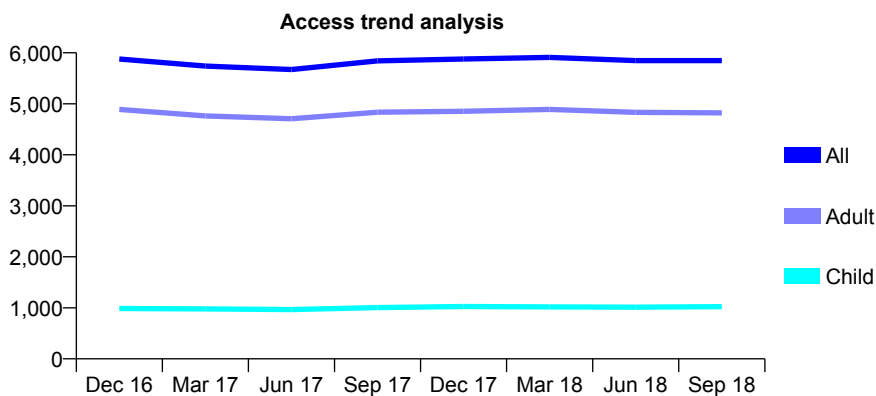
Q56 - Vital Signs At a Glance Contract Report for 132322/0001 - September 2018

Name or company name	Orford Hill Limited
Contract type name	GDS Contract
Purpose of contract	General
Contract start date	01/12/2012
Contract end date	

18/19 Contracted general activity (UDA)	16,000
Carry forward general activity (UDA)	0
18/19 Contracted orthodontic activity (UOA)	0
Carry forward orthodontic activity (UOA)	0
Baseline contract value	£420,617.02

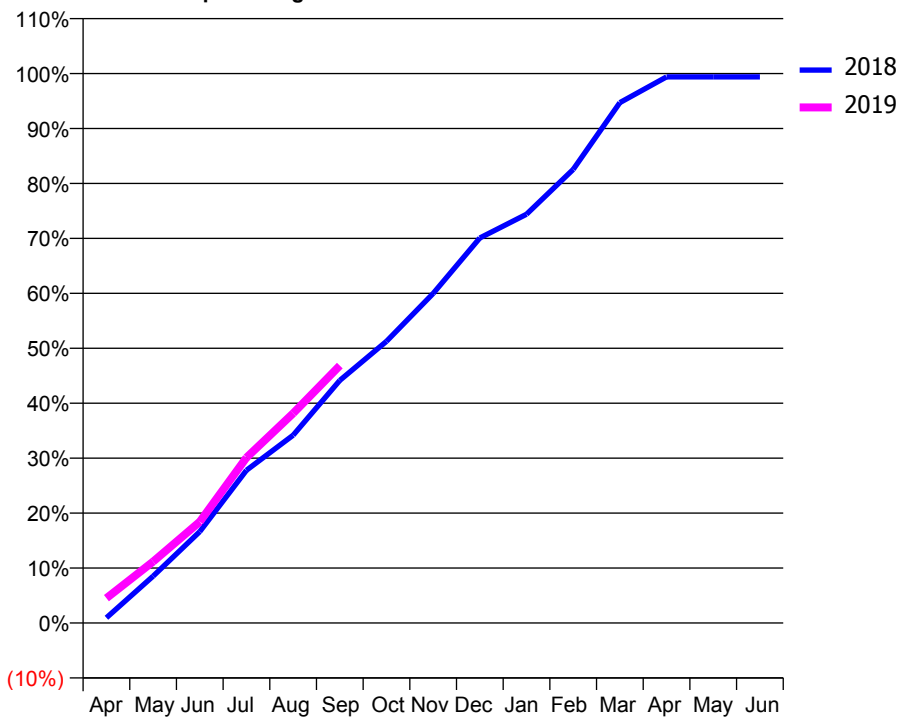
ACCESS*

Patients seen in 24 months	Total	Change since previous quarter
Quarter ending September 2017	5,842	
Quarter ending December 2017	5,879	→
Quarter ending March 2018	5,910	→
Quarter ending June 2018	5,847	↓
Quarter ending September 2018	5,846	→
Variance since September 2017	0.1%	→



ACTIVITY

Cumulative percentage of contracted UDA delivered 2018 & 2019



Month	Adjusted Scheduled Activity (UDA)	
	2018	2019
April	153	726
May	1,365	1,788
June	2,662	2,951
July	4,446	4,815
August	5,470	6,107
September	7,063	7,496
October	8,203	
November	9,596	
December	11,209	
January	11,901	
February	13,206	
March	15,154	
April	15,902	
May	15,902	
June	15,903	

QUALITY

	Quantity	Base Number	Contract	AT	Region	England
% of FP17s for the same patient ID Re-attending within 3 months - Children	50	856	5.8%	10.6%	11.4%	11.6%
% of FP17s for the same patient ID Re-attending within 3 months - Adults	630	3,931	16.0%	14.0%	15.0%	15.5%
% of FP17s for the same patient ID Re-attending between 3 & 9 months - Children	545	856	63.7%	59.8%	59.9%	58.8%
% of FP17s for the same patient ID Re-attending between 3 & 9 months - Adults	2,309	3,931	58.7%	49.1%	52.0%	51.1%
% of FP17s for Band 1 Urgent Courses	259	4,390	5.9%	9.1%	8.0%	9.0%
% of FP17s Relating to Free Repair or Replacements	45	4,390	1.0%	0.7%	0.8%	0.8%
% of FP17s Relating to Continuations	58	4,390	1.3%	1.0%	0.9%	0.9%
% of Patients satisfied with the dentistry they have received	2	2	N/A	93.6%	93.5%	93.3%
% of Patients satisfied with the time they had to wait for an appointment	2	2	N/A	88.4%	89.1%	88.9%

* This is based on patients treated on this contract for their most recent course of treatment. Figures in italics indicate the base number of FP17s or Patient Questionnaire responses are less than 100. N/A is shown where the base number of responses is less than 10 during the period. % is calculated as Quantity/Base number*100

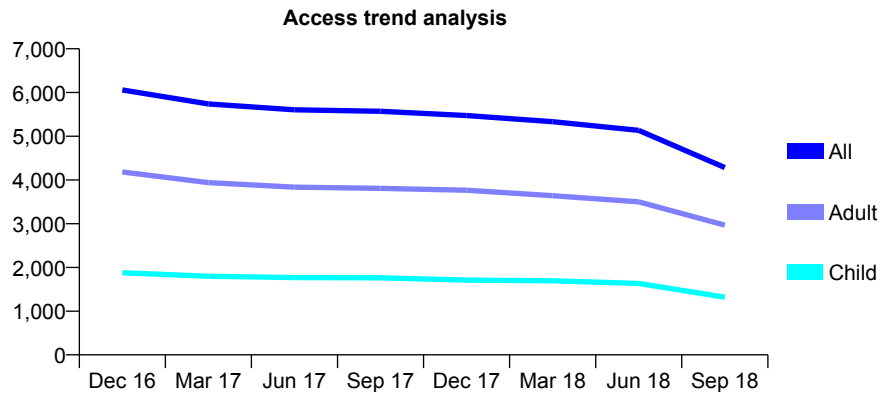
Q56 - Vital Signs At a Glance Contract Report for 132454/0001 - September 2018

Name or company name	1A Bretton
Contract type name	PDS Plus Contract
Purpose of contract	General
Contract start date	04/05/2010
Contract end date	30/06/2018

18/19 Contracted general activity (UDA)	5,250
Carry forward general activity (UDA)	0
18/19 Contracted orthodontic activity (UOA)	0
Carry forward orthodontic activity (UOA)	0
Baseline contract value	£131,504.44

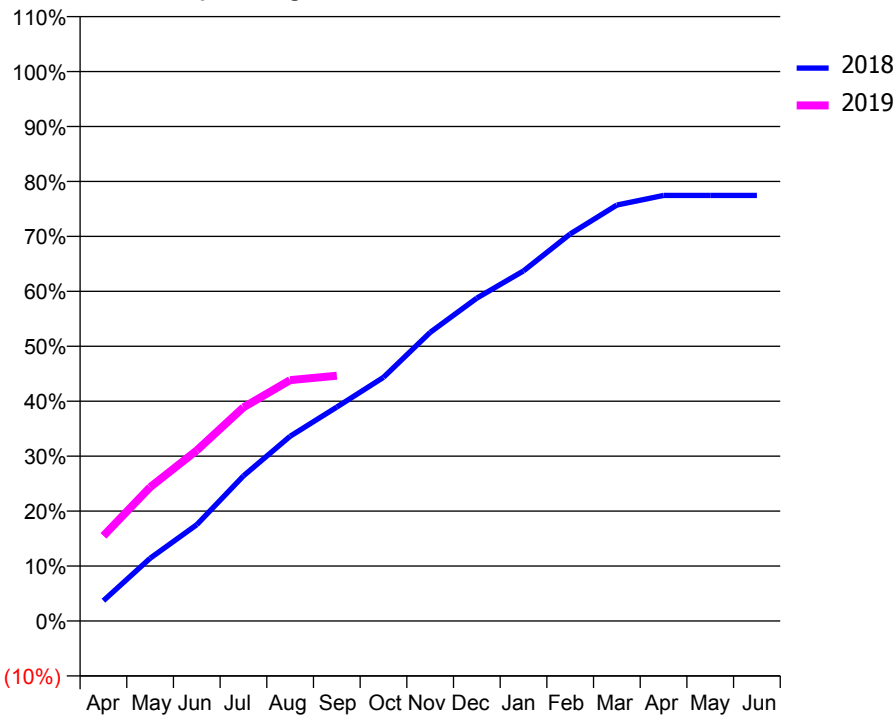
ACCESS*

Patients seen in 24 months	Total	Change since previous quarter
Quarter ending September 2017	5,570	
Quarter ending December 2017	5,474	↓
Quarter ending March 2018	5,334	↓
Quarter ending June 2018	5,134	↓
Quarter ending September 2018	4,284	↓
Variance since September 2017	(23.1%)	↓



ACTIVITY

Cumulative percentage of contracted UDA delivered 2018 & 2019



Month	Adjusted Scheduled Activity (UDA)	
	2018	2019
April	778	814
May	2,399	1,278
June	3,681	1,630
July	5,546	2,041
August	7,062	2,301
September	8,177	2,343
October	9,312	
November	11,030	
December	12,342	
January	13,378	
February	14,790	
March	15,897	
April	16,264	
May	16,263	
June	16,263	

QUALITY

	Quantity	Base Number	Contract	AT	Region	England
% of FP17s for the same patient ID Re-attending within 3 months - Children	26	351	7.4%	10.6%	11.4%	11.6%
% of FP17s for the same patient ID Re-attending within 3 months - Adults	99	744	13.3%	14.0%	15.0%	15.5%
% of FP17s for the same patient ID Re-attending between 3 & 9 months - Children	214	351	61.0%	59.8%	59.9%	58.8%
% of FP17s for the same patient ID Re-attending between 3 & 9 months - Adults	370	744	49.7%	49.1%	52.0%	51.1%
% of FP17s for Band 1 Urgent Courses	116	925	12.5%	9.1%	8.0%	9.0%
% of FP17s Relating to Free Repair or Replacements	13	925	1.4%	0.7%	0.8%	0.8%
% of FP17s Relating to Continuations	11	925	1.2%	1.0%	0.9%	0.9%
% of Patients satisfied with the dentistry they have received	1	1	N/A	93.6%	93.5%	93.3%
% of Patients satisfied with the time they had to wait for an appointment	0	1	N/A	88.4%	89.1%	88.9%

* This is based on patients treated on this contract for their most recent course of treatment. Figures in italics indicate the base number of FP17s or Patient Questionnaire responses are less than 100. N/A is shown where the base number of responses is less than 10 during the period. % is calculated as Quantity/Base number*100

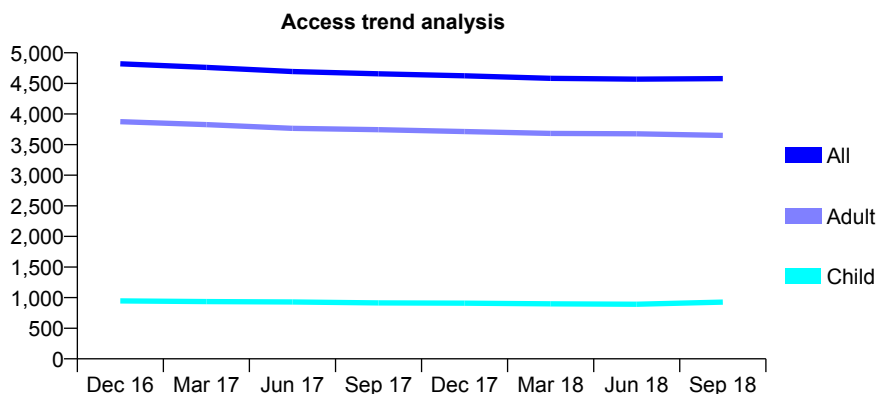
Q56 - Vital Signs At a Glance Contract Report for 133582/0001 - September 2018

Name or company name	Dr Horan & Dr Simkiene
Contract type name	GDS Contract
Purpose of contract	General and Orthodontic
Contract start date	01/05/2013
Contract end date	

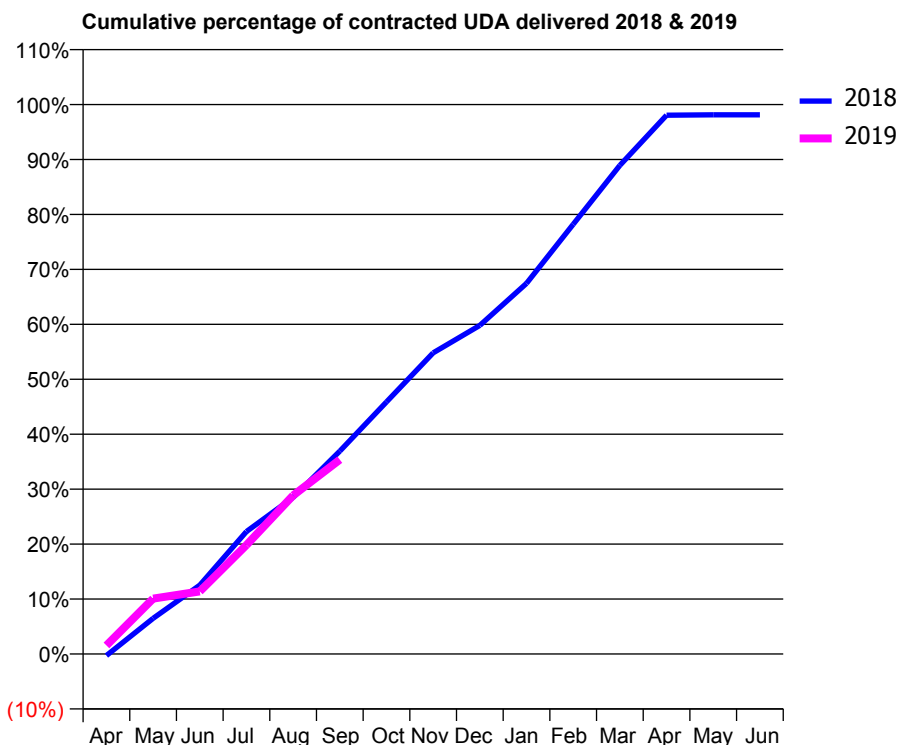
18/19 Contracted general activity (UDA)	15,998
Carry forward general activity (UDA)	0
18/19 Contracted orthodontic activity (UOA)	4,054
Carry forward orthodontic activity (UOA)	0
Baseline contract value	£603,376.67

ACCESS*

Patients seen in 24 months	Total	Change since previous quarter
Quarter ending September 2017	4,657	
Quarter ending December 2017	4,624	→
Quarter ending March 2018	4,582	→
Quarter ending June 2018	4,570	→
Quarter ending September 2018	4,579	→
Variance since September 2017	(1.7%)	↓



ACTIVITY



Month	Adjusted Scheduled Activity (UDA)	
	2018	2019
April	-49	251
May	1,038	1,611
June	2,004	1,822
July	3,566	3,173
August	4,561	4,619
September	5,907	5,658
October	7,340	
November	8,769	
December	9,566	
January	10,791	
February	12,510	
March	14,228	
April	15,687	
May	15,700	
June	15,700	

QUALITY

	Quantity	Base Number	Contract	AT	Region	England
% of FP17s for the same patient ID Re-attending within 3 months - Children	134	866	15.5%	10.6%	11.4%	11.6%
% of FP17s for the same patient ID Re-attending within 3 months - Adults	334	2,709	12.3%	14.0%	15.0%	15.5%
% of FP17s for the same patient ID Re-attending between 3 & 9 months - Children	271	866	31.3%	59.8%	59.9%	58.8%
% of FP17s for the same patient ID Re-attending between 3 & 9 months - Adults	1,583	2,709	58.4%	49.1%	52.0%	51.1%
% of FP17s for Band 1 Urgent Courses	138	2,814	4.9%	9.1%	8.0%	9.0%
% of FP17s Relating to Free Repair or Replacements	4	2,814	0.1%	0.7%	0.8%	0.8%
% of FP17s Relating to Continuations	14	2,814	0.5%	1.0%	0.9%	0.9%
% of Patients satisfied with the dentistry they have received	1	3	N/A	93.6%	93.5%	93.3%
% of Patients satisfied with the time they had to wait for an appointment	1	3	N/A	88.4%	89.1%	88.9%

* This is based on patients treated on this contract for their most recent course of treatment. Figures in italics indicate the base number of FP17s or Patient Questionnaire responses are less than 100. N/A is shown where the base number of responses is less than 10 during the period. % is calculated as Quantity/Base number*100

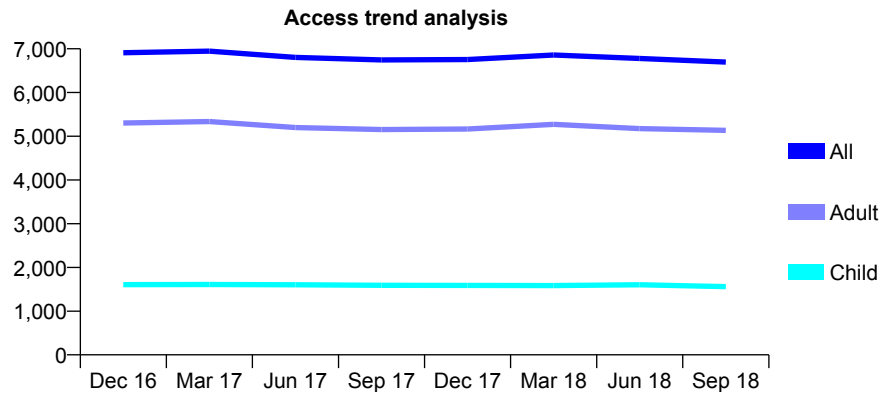
Q56 - Vital Signs At a Glance Contract Report for 134066/0001 - September 2018

Name or company name	Berners Holdings Ltd
Contract type name	GDS Contract
Purpose of contract	General
Contract start date	01/04/2008
Contract end date	

18/19 Contracted general activity (UDA)	16,932
Carry forward general activity (UDA)	0
18/19 Contracted orthodontic activity (UOA)	0
Carry forward orthodontic activity (UOA)	0
Baseline contract value	£364,052.06

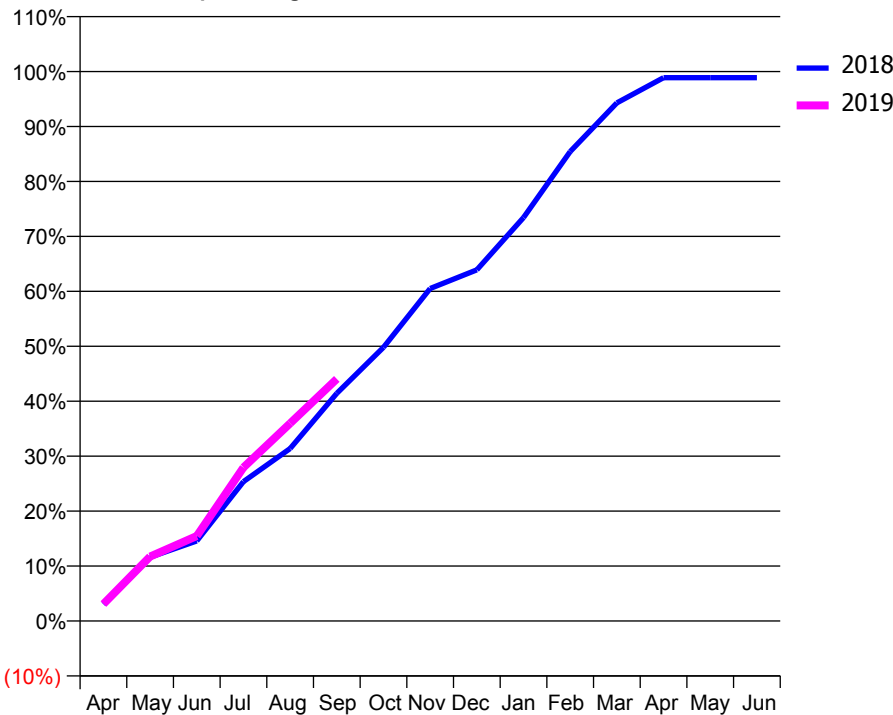
ACCESS*

Patients seen in 24 months	Total	Change since previous quarter
Quarter ending September 2017	6,744	
Quarter ending December 2017	6,753	→
Quarter ending March 2018	6,857	→
Quarter ending June 2018	6,779	↓
Quarter ending September 2018	6,696	↓
Variance since September 2017	(0.7%)	→



ACTIVITY

Cumulative percentage of contracted UDA delivered 2018 & 2019



Adjusted Scheduled Activity (UDA)		
Month	2018	2019
April	514	524
May	1,966	1,986
June	2,469	2,618
July	4,296	4,733
August	5,315	6,093
September	7,016	7,461
October	8,434	
November	10,244	
December	10,822	
January	12,433	
February	14,465	
March	15,967	
April	16,743	
May	16,741	
June	16,740	

QUALITY

	Quantity	Base Number	Contract	AT	Region	England
% of FP17s for the same patient ID Re-attending within 3 months - Children	56	1,020	5.5%	10.6%	11.4%	11.6%
% of FP17s for the same patient ID Re-attending within 3 months - Adults	393	2,859	13.7%	14.0%	15.0%	15.5%
% of FP17s for the same patient ID Re-attending between 3 & 9 months - Children	581	1,020	57.0%	59.8%	59.9%	58.8%
% of FP17s for the same patient ID Re-attending between 3 & 9 months - Adults	1,211	2,859	42.4%	49.1%	52.0%	51.1%
% of FP17s for Band 1 Urgent Courses	551	3,573	15.4%	9.1%	8.0%	9.0%
% of FP17s Relating to Free Repair or Replacements	41	3,573	1.1%	0.7%	0.8%	0.8%
% of FP17s Relating to Continuations	3	3,573	0.1%	1.0%	0.9%	0.9%
% of Patients satisfied with the dentistry they have received	4	5	N/A	93.6%	93.5%	93.3%
% of Patients satisfied with the time they had to wait for an appointment	4	5	N/A	88.4%	89.1%	88.9%

* This is based on patients treated on this contract for their most recent course of treatment. Figures in italics indicate the base number of FP17s or Patient Questionnaire responses are less than 100. N/A is shown where the base number of responses is less than 10 during the period. % is calculated as Quantity/Base number*100

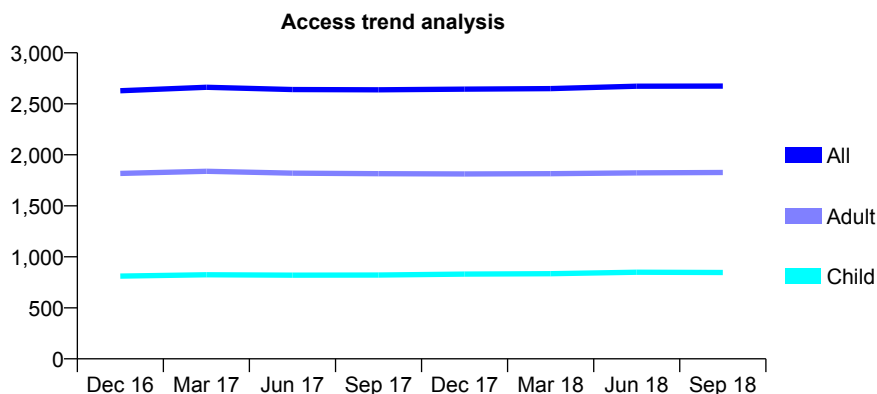
Q56 - Vital Signs At a Glance Contract Report for 135151/0001 - September 2018

Name or company name	Mr Gawain King and Mrs Antoinette King
Contract type name	GDS Contract
Purpose of contract	General
Contract start date	09/12/2010
Contract end date	

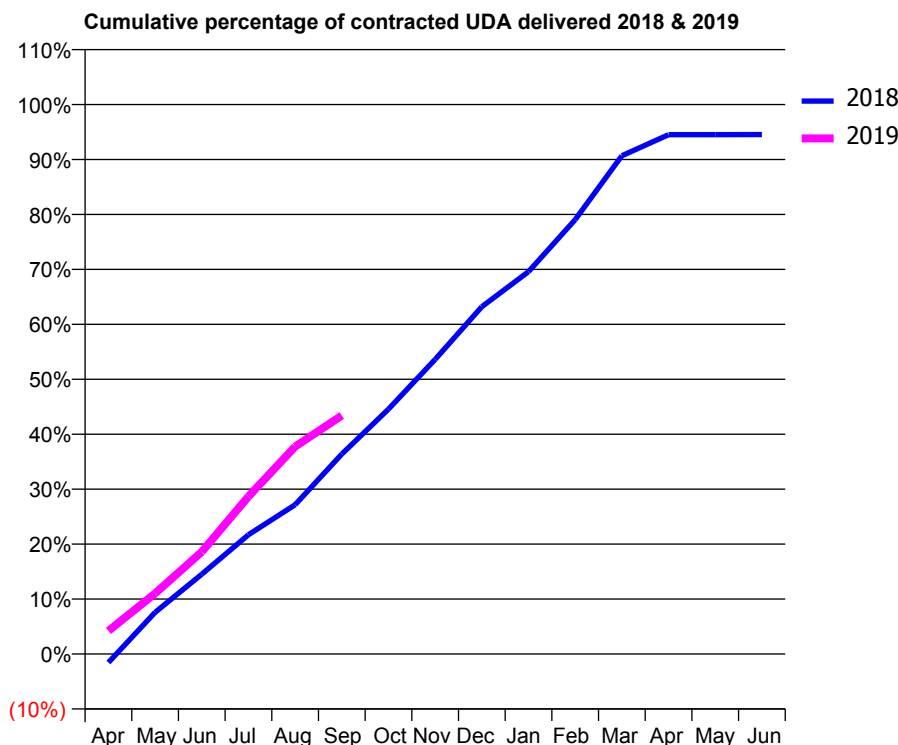
18/19 Contracted general activity (UDA)	7,500
Carry forward general activity (UDA)	0
18/19 Contracted orthodontic activity (UOA)	0
Carry forward orthodontic activity (UOA)	0
Baseline contract value	£201,570.28

ACCESS*

Patients seen in 24 months	Total	Change since previous quarter
Quarter ending September 2017	2,637	
Quarter ending December 2017	2,644	→
Quarter ending March 2018	2,649	→
Quarter ending June 2018	2,672	→
Quarter ending September 2018	2,674	→
Variance since September 2017	1.4%	→



ACTIVITY



Month	Adjusted Scheduled Activity (UDA)	
	2018	2019
April	-117	316
May	568	828
June	1,089	1,395
July	1,629	2,151
August	2,037	2,831
September	2,730	3,254
October	3,343	
November	4,022	
December	4,739	
January	5,220	
February	5,929	
March	6,800	
April	7,088	
May	7,088	
June	7,090	

QUALITY

	Quantity	Base Number	Contract	AT	Region	England
% of FP17s for the same patient ID Re-attending within 3 months - Children	51	703	7.3%	10.6%	11.4%	11.6%
% of FP17s for the same patient ID Re-attending within 3 months - Adults	229	1,416	16.2%	14.0%	15.0%	15.5%
% of FP17s for the same patient ID Re-attending between 3 & 9 months - Children	469	703	66.7%	59.8%	59.9%	58.8%
% of FP17s for the same patient ID Re-attending between 3 & 9 months - Adults	919	1,416	64.9%	49.1%	52.0%	51.1%
% of FP17s for Band 1 Urgent Courses	177	1,981	8.9%	9.1%	8.0%	9.0%
% of FP17s Relating to Free Repair or Replacements	14	1,981	0.7%	0.7%	0.8%	0.8%
% of FP17s Relating to Continuations	41	1,981	2.1%	1.0%	0.9%	0.9%
% of Patients satisfied with the dentistry they have received	4	4	N/A	93.6%	93.5%	93.3%
% of Patients satisfied with the time they had to wait for an appointment	3	4	N/A	88.4%	89.1%	88.9%

* This is based on patients treated on this contract for their most recent course of treatment. Figures in italics indicate the base number of FP17s or Patient Questionnaire responses are less than 100. N/A is shown where the base number of responses is less than 10 during the period. % is calculated as Quantity/Base number*100

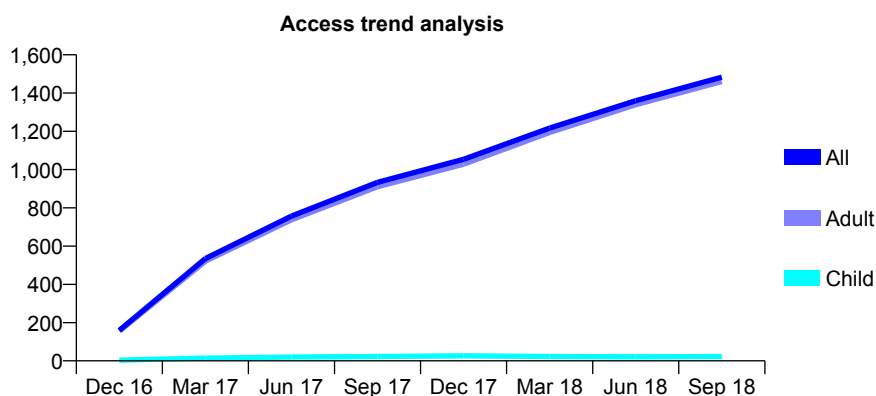
Q56 - Vital Signs At a Glance Contract Report for 135518/0001 - September 2018

Name or company name	Oasis Dental Care (Central) Ltd
Contract type name	PDS Contract
Purpose of contract	General
Contract start date	01/03/2010
Contract end date	30/09/2018

18/19 Contracted general activity (UDA)	2,118
Carry forward general activity (UDA)	0
18/19 Contracted orthodontic activity (UOA)	0
Carry forward orthodontic activity (UOA)	0
Baseline contract value	£249,221.69

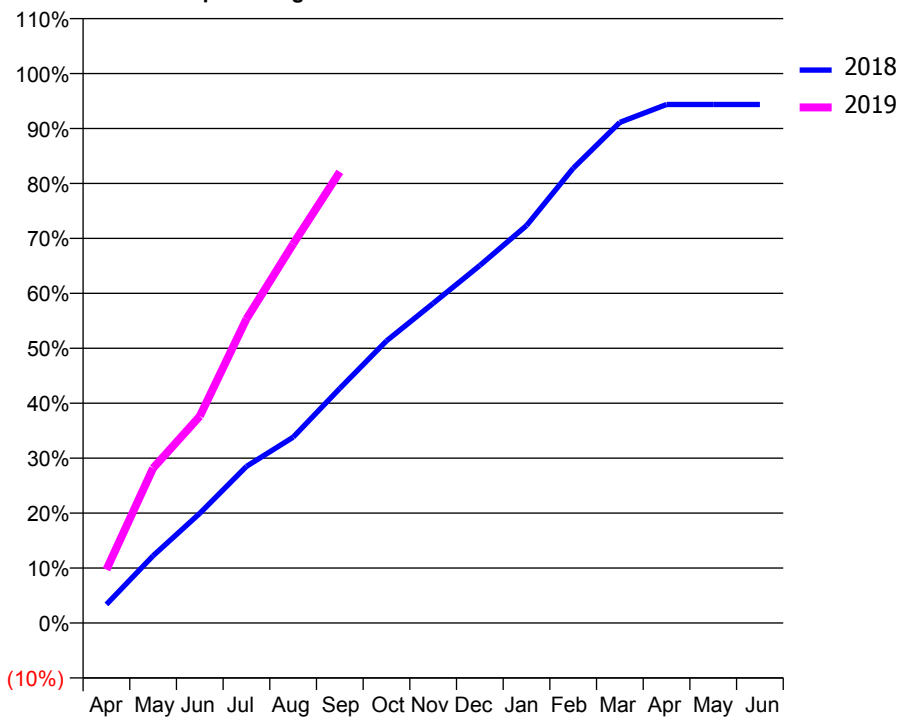
ACCESS*

Patients seen in 24 months	Total	Change since previous quarter
Quarter ending September 2017	933	
Quarter ending December 2017	1,054	↑
Quarter ending March 2018	1,217	↑
Quarter ending June 2018	1,360	↑
Quarter ending September 2018	1,483	↑
Variance since September 2017	58.9%	↑



ACTIVITY

Cumulative percentage of contracted UDA delivered 2018 & 2019



Month	Adjusted Scheduled Activity (UDA)	
	2018	2019
April	144	206
May	520	597
June	848	797
July	1,211	1,172
August	1,437	1,461
September	1,814	1,739
October	2,181	
November	2,472	
December	2,764	
January	3,072	
February	3,516	
March	3,870	
April	4,008	
May	4,008	
June	4,008	

QUALITY

	Quantity	Base Number	Contract	AT	Region	England
% of FP17s for the same patient ID Re-attending within 3 months - Children	1	17	5.9%	10.6%	11.4%	11.6%
% of FP17s for the same patient ID Re-attending within 3 months - Adults	5	624	0.8%	14.0%	15.0%	15.5%
% of FP17s for the same patient ID Re-attending between 3 & 9 months - Children	0	17	0.0%	59.8%	59.9%	58.8%
% of FP17s for the same patient ID Re-attending between 3 & 9 months - Adults	10	624	1.6%	49.1%	52.0%	51.1%
% of FP17s for Band 1 Urgent Courses	0	593	0.0%	9.1%	8.0%	9.0%
% of FP17s Relating to Free Repair or Replacements	0	593	0.0%	0.7%	0.8%	0.8%
% of FP17s Relating to Continuations	0	593	0.0%	1.0%	0.9%	0.9%
% of Patients satisfied with the dentistry they have received	0	0	N/A	93.6%	93.5%	93.3%
% of Patients satisfied with the time they had to wait for an appointment	0	0	N/A	88.4%	89.1%	88.9%

* This is based on patients treated on this contract for their most recent course of treatment. Figures in italics indicate the base number of FP17s or Patient Questionnaire responses are less than 100. N/A is shown where the base number of responses is less than 10 during the period. % is calculated as Quantity/Base number*100

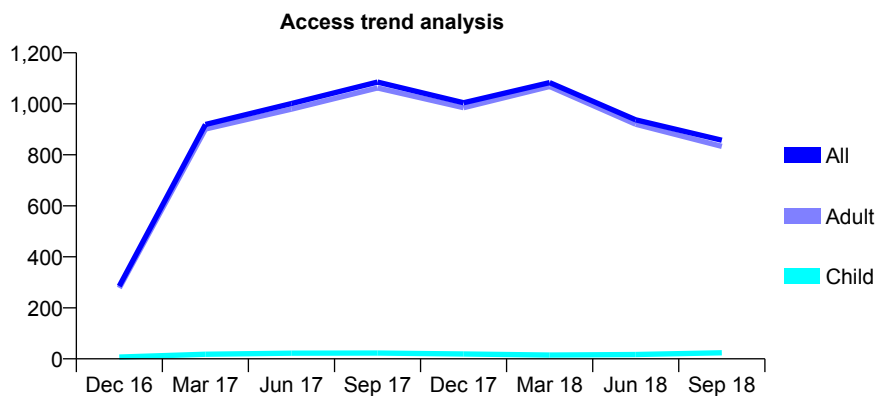
Q56 - Vital Signs At a Glance Contract Report for 135518/0002 - September 2018

Name or company name	Oasis Dental Care (Central) Ltd
Contract type name	PDS Contract
Purpose of contract	General
Contract start date	01/04/2011
Contract end date	30/09/2018

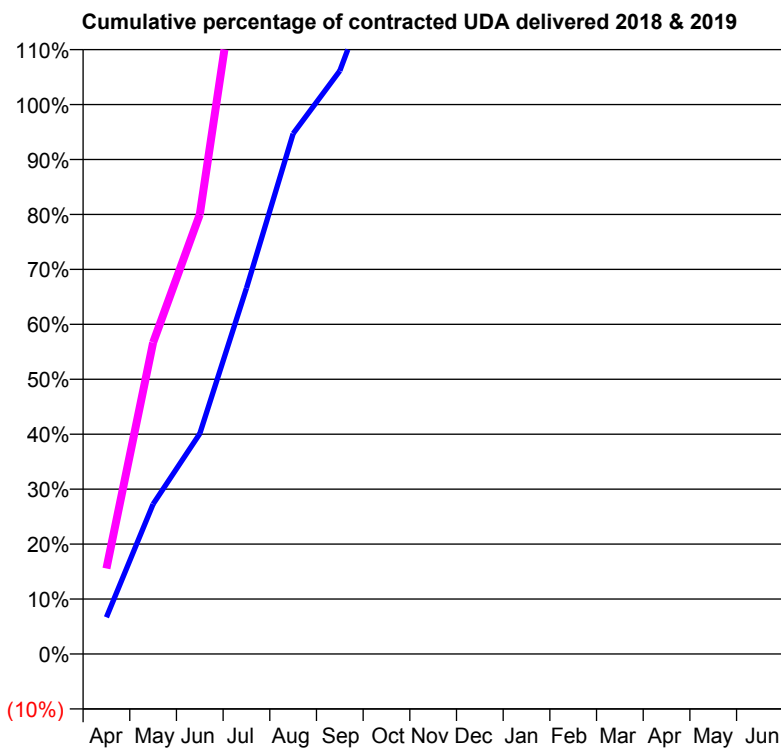
18/19 Contracted general activity (UDA)	180
Carry forward general activity (UDA)	0
18/19 Contracted orthodontic activity (UOA)	0
Carry forward orthodontic activity (UOA)	0
Baseline contract value	£13,440.73

ACCESS*

Patients seen in 24 months	Total	Change since previous quarter
Quarter ending September 2017	1,085	
Quarter ending December 2017	1,004	↓
Quarter ending March 2018	1,083	↑
Quarter ending June 2018	937	↓
Quarter ending September 2018	857	↓
Variance since September 2017	(21.0%)	↓



ACTIVITY



Month	Adjusted Scheduled Activity (UDA)	
	2018	2019
April	24	28
May	98	102
June	144	144
July	239	246
August	340	312
September	381	405
October	462	
November	539	
December	573	
January	648	
February	780	
March	846	
April	876	
May	879	
June	879	

QUALITY

	Quantity	Base Number	Contract	AT	Region	England
% of FP17s for the same patient ID Re-attending within 3 months - Children	0	17	0.0%	10.6%	11.4%	11.6%
% of FP17s for the same patient ID Re-attending within 3 months - Adults	3	347	0.9%	14.0%	15.0%	15.5%
% of FP17s for the same patient ID Re-attending between 3 & 9 months - Children	0	17	0.0%	59.8%	59.9%	58.8%
% of FP17s for the same patient ID Re-attending between 3 & 9 months - Adults	3	347	0.9%	49.1%	52.0%	51.1%
% of FP17s for Band 1 Urgent Courses	0	337	0.0%	9.1%	8.0%	9.0%
% of FP17s Relating to Free Repair or Replacements	0	337	0.0%	0.7%	0.8%	0.8%
% of FP17s Relating to Continuations	0	337	0.0%	1.0%	0.9%	0.9%
% of Patients satisfied with the dentistry they have received	0	0	N/A	93.6%	93.5%	93.3%
% of Patients satisfied with the time they had to wait for an appointment	0	0	N/A	88.4%	89.1%	88.9%

* This is based on patients treated on this contract for their most recent course of treatment. Figures in italics indicate the base number of FP17s or Patient Questionnaire responses are less than 100. N/A is shown where the base number of responses is less than 10 during the period. % is calculated as Quantity/Base number*100

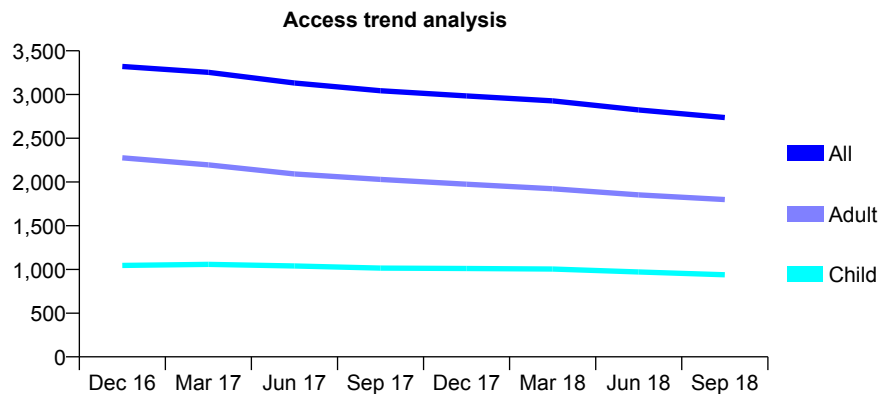
Q56 - Vital Signs At a Glance Contract Report for 138517/0001 - September 2018

Name or company name	Hampton Court Dental Centre
Contract type name	GDS Contract
Purpose of contract	General
Contract start date	01/09/2010
Contract end date	

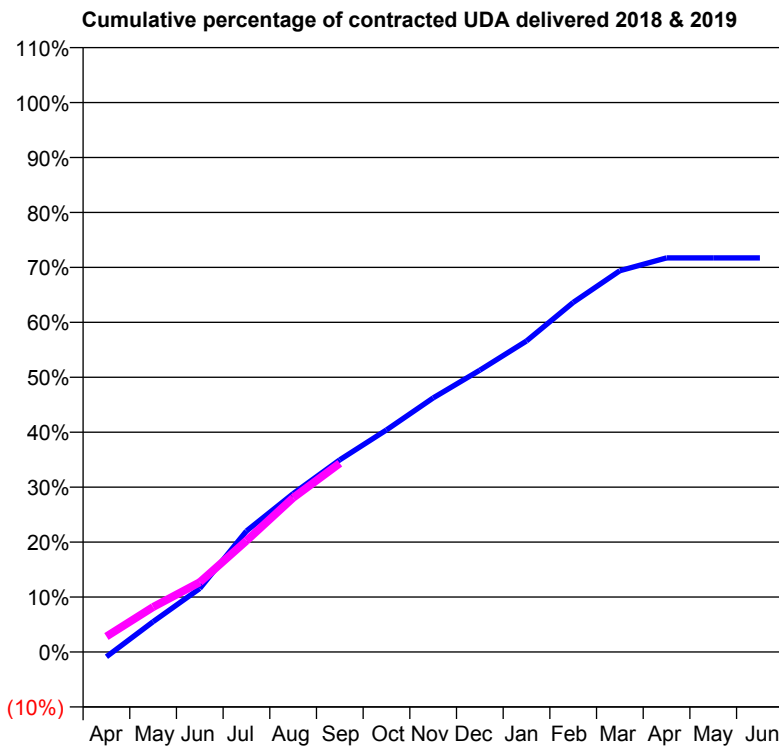
18/19 Contracted general activity (UDA)	13,750
Carry forward general activity (UDA)	0
18/19 Contracted orthodontic activity (UOA)	0
Carry forward orthodontic activity (UOA)	0
Baseline contract value	£400,870.00

ACCESS*

Patients seen in 24 months	Total	Change since previous quarter
Quarter ending September 2017	3,044	
Quarter ending December 2017	2,984	↓
Quarter ending March 2018	2,927	↓
Quarter ending June 2018	2,823	↓
Quarter ending September 2018	2,737	↓
Variance since September 2017	(10.1%)	↓



ACTIVITY



Month	Adjusted Scheduled Activity (UDA)	
	2018	2019
April	-123	389
May	760	1,126
June	1,589	1,747
July	3,027	2,783
August	3,963	3,859
September	4,811	4,723
October	5,558	
November	6,357	
December	7,051	
January	7,783	
February	8,748	
March	9,541	
April	9,860	
May	9,860	
June	9,860	

QUALITY

	Quantity	Base Number	Contract	AT	Region	England
% of FP17s for the same patient ID Re-attending within 3 months - Children	43	585	7.4%	10.6%	11.4%	11.6%
% of FP17s for the same patient ID Re-attending within 3 months - Adults	159	1,134	14.0%	14.0%	15.0%	15.5%
% of FP17s for the same patient ID Re-attending between 3 & 9 months - Children	376	585	64.3%	59.8%	59.9%	58.8%
% of FP17s for the same patient ID Re-attending between 3 & 9 months - Adults	640	1,134	56.4%	49.1%	52.0%	51.1%
% of FP17s for Band 1 Urgent Courses	145	1,591	9.1%	9.1%	8.0%	9.0%
% of FP17s Relating to Free Repair or Replacements	16	1,591	1.0%	0.7%	0.8%	0.8%
% of FP17s Relating to Continuations	19	1,591	1.2%	1.0%	0.9%	0.9%
% of Patients satisfied with the dentistry they have received	1	1	N/A	93.6%	93.5%	93.3%
% of Patients satisfied with the time they had to wait for an appointment	1	1	N/A	88.4%	89.1%	88.9%

* This is based on patients treated on this contract for their most recent course of treatment. Figures in italics indicate the base number of FP17s or Patient Questionnaire responses are less than 100. N/A is shown where the base number of responses is less than 10 during the period. % is calculated as Quantity/Base number*100

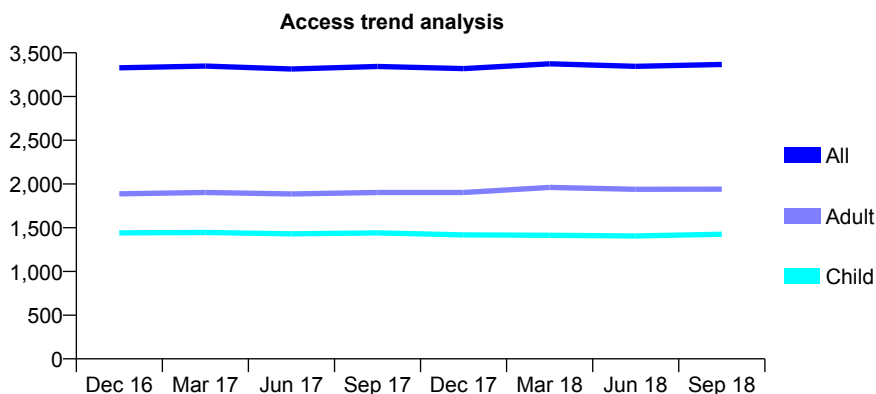
Q56 - Vital Signs At a Glance Contract Report for 138525/0001 - September 2018

Name or company name	Alvington House Dental Practice
Contract type name	GDS Contract
Purpose of contract	General
Contract start date	01/04/2011
Contract end date	

18/19 Contracted general activity (UDA)	9,285
Carry forward general activity (UDA)	0
18/19 Contracted orthodontic activity (UOA)	0
Carry forward orthodontic activity (UOA)	0
Baseline contract value	£211,609.55

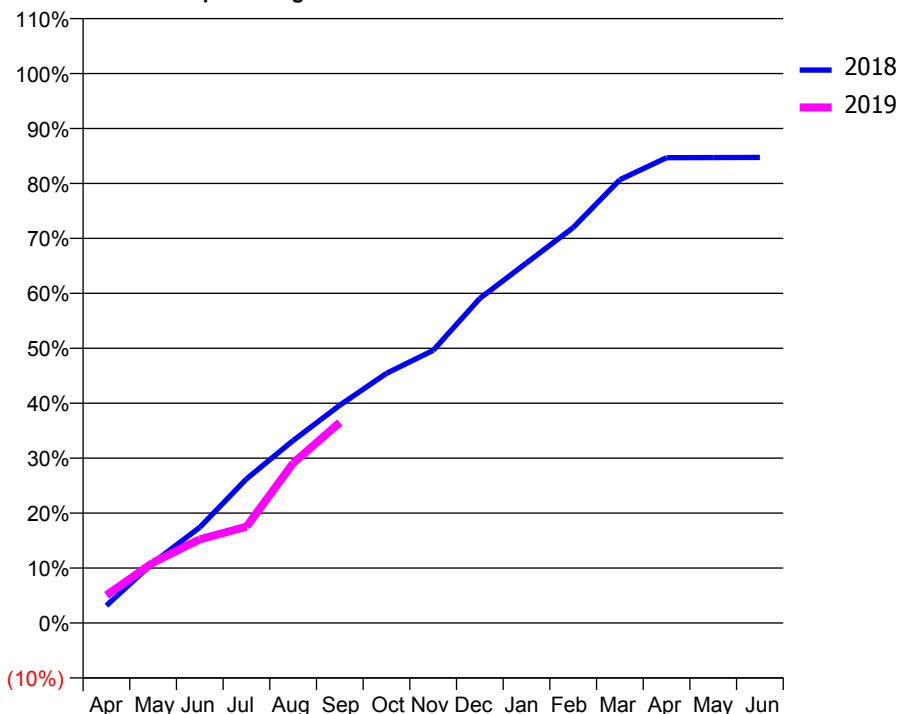
ACCESS*

Patients seen in 24 months	Total	Change since previous quarter
Quarter ending September 2017	3,343	
Quarter ending December 2017	3,320	→
Quarter ending March 2018	3,374	→
Quarter ending June 2018	3,345	→
Quarter ending September 2018	3,366	→
Variance since September 2017	0.7%	→



ACTIVITY

Cumulative percentage of contracted UDA delivered 2018 & 2019



Month	Adjusted Scheduled Activity (UDA)	
	2018	2019
April	294	471
May	1,019	1,022
June	1,616	1,413
July	2,435	1,627
August	3,084	2,703
September	3,680	3,390
October	4,220	
November	4,606	
December	5,486	
January	6,084	
February	6,682	
March	7,492	
April	7,863	
May	7,865	
June	7,866	

QUALITY

	Quantity	Base Number	Contract	AT	Region	England
% of FP17s for the same patient ID Re-attending within 3 months - Children	77	1,153	6.7%	10.6%	11.4%	11.6%
% of FP17s for the same patient ID Re-attending within 3 months - Adults	180	1,245	14.5%	14.0%	15.0%	15.5%
% of FP17s for the same patient ID Re-attending between 3 & 9 months - Children	707	1,153	61.3%	59.8%	59.9%	58.8%
% of FP17s for the same patient ID Re-attending between 3 & 9 months - Adults	719	1,245	57.8%	49.1%	52.0%	51.1%
% of FP17s for Band 1 Urgent Courses	147	2,182	6.7%	9.1%	8.0%	9.0%
% of FP17s Relating to Free Repair or Replacements	6	2,182	0.3%	0.7%	0.8%	0.8%
% of FP17s Relating to Continuations	3	2,182	0.1%	1.0%	0.9%	0.9%
% of Patients satisfied with the dentistry they have received	0	0	N/A	93.6%	93.5%	93.3%
% of Patients satisfied with the time they had to wait for an appointment	0	0	N/A	88.4%	89.1%	88.9%

* This is based on patients treated on this contract for their most recent course of treatment. Figures in italics indicate the base number of FP17s or Patient Questionnaire responses are less than 100. N/A is shown where the base number of responses is less than 10 during the period. % is calculated as Quantity/Base number*100

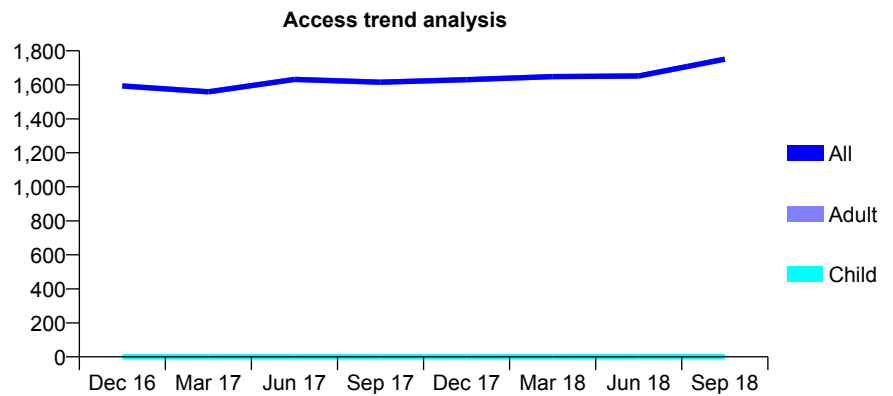
Q56 - Vital Signs At a Glance Contract Report for 138835/0001 - September 2018

Name or company name	Conrad Costa and Audrey Costa
Contract type name	GDS Contract
Purpose of contract	General
Contract start date	01/03/2013
Contract end date	

18/19 Contracted general activity (UDA)	4,795
Carry forward general activity (UDA)	0
18/19 Contracted orthodontic activity (UOA)	0
Carry forward orthodontic activity (UOA)	0
Baseline contract value	£274,202.13

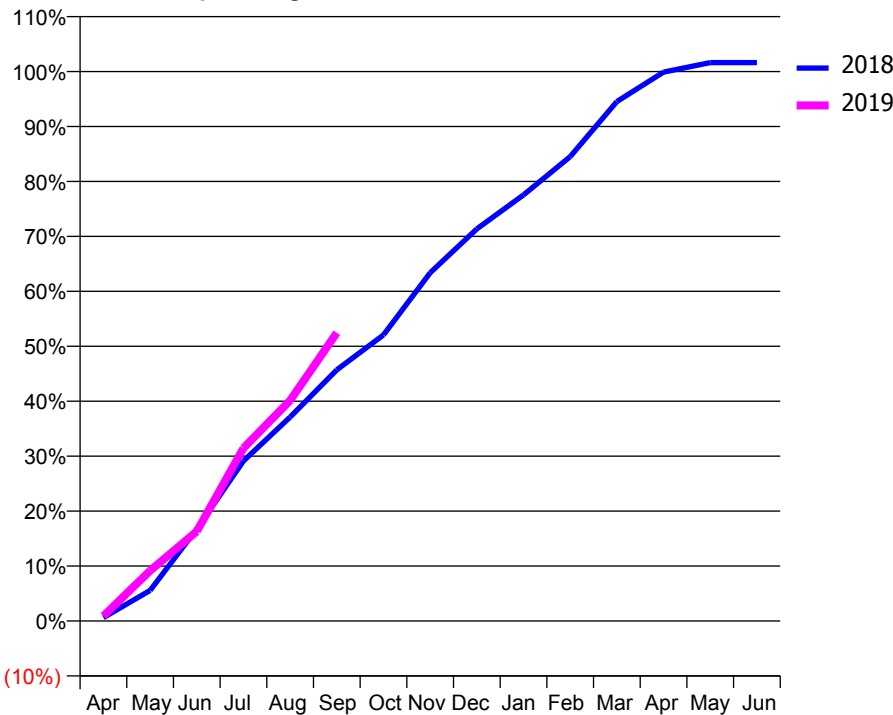
ACCESS*

Patients seen in 24 months	Total	Change since previous quarter
Quarter ending September 2017	1,615	
Quarter ending December 2017	1,630	→
Quarter ending March 2018	1,648	→
Quarter ending June 2018	1,652	→
Quarter ending September 2018	1,751	↑
Variance since September 2017	8.4%	↑



ACTIVITY

Cumulative percentage of contracted UDA delivered 2018 & 2019



Month	Adjusted Scheduled Activity (UDA)	
	2018	2019
April	29	44
May	268	439
June	804	782
July	1,397	1,509
August	1,780	1,925
September	2,192	2,515
October	2,497	
November	3,038	
December	3,422	
January	3,719	
February	4,052	
March	4,533	
April	4,790	
May	4,872	
June	4,872	

QUALITY

	Quantity	Base Number	Contract	AT	Region	England
% of FP17s for the same patient ID Re-attending within 3 months - Children	0	1	0.0%	10.6%	11.4%	11.6%
% of FP17s for the same patient ID Re-attending within 3 months - Adults	112	774	14.5%	14.0%	15.0%	15.5%
% of FP17s for the same patient ID Re-attending between 3 & 9 months - Children	0	1	0.0%	59.8%	59.9%	58.8%
% of FP17s for the same patient ID Re-attending between 3 & 9 months - Adults	91	774	11.8%	49.1%	52.0%	51.1%
% of FP17s for Band 1 Urgent Courses	112	692	16.2%	9.1%	8.0%	9.0%
% of FP17s Relating to Free Repair or Replacements	15	692	2.2%	0.7%	0.8%	0.8%
% of FP17s Relating to Continuations	1	692	0.1%	1.0%	0.9%	0.9%
% of Patients satisfied with the dentistry they have received	0	0	N/A	93.6%	93.5%	93.3%
% of Patients satisfied with the time they had to wait for an appointment	0	0	N/A	88.4%	89.1%	88.9%

* This is based on patients treated on this contract for their most recent course of treatment. Figures in italics indicate the base number of FP17s or Patient Questionnaire responses are less than 100. N/A is shown where the base number of responses is less than 10 during the period. % is calculated as Quantity/Base number*100

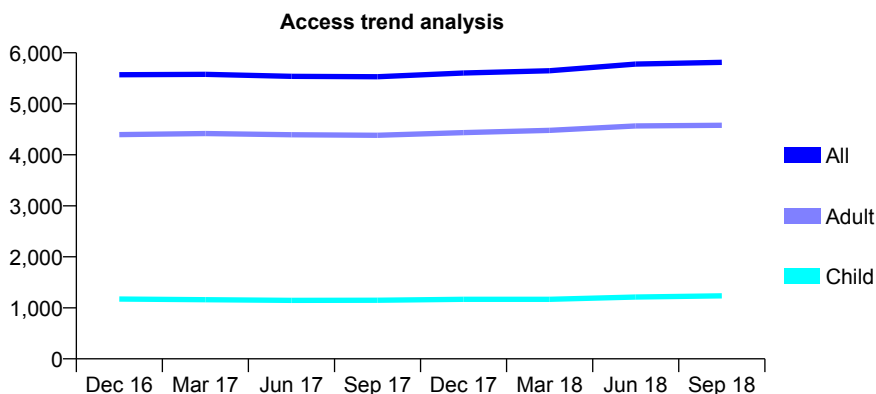
Q56 - Vital Signs At a Glance Contract Report for 139033/0001 - September 2018

Name or company name	DU TOIT & BURGER PARTNERSHIP (SUI)
Contract type name	GDS Contract
Purpose of contract	General
Contract start date	01/04/2007
Contract end date	

18/19 Contracted general activity (UDA)	14,425
Carry forward general activity (UDA)	0
18/19 Contracted orthodontic activity (UOA)	0
Carry forward orthodontic activity (UOA)	0
Baseline contract value	£343,142.58

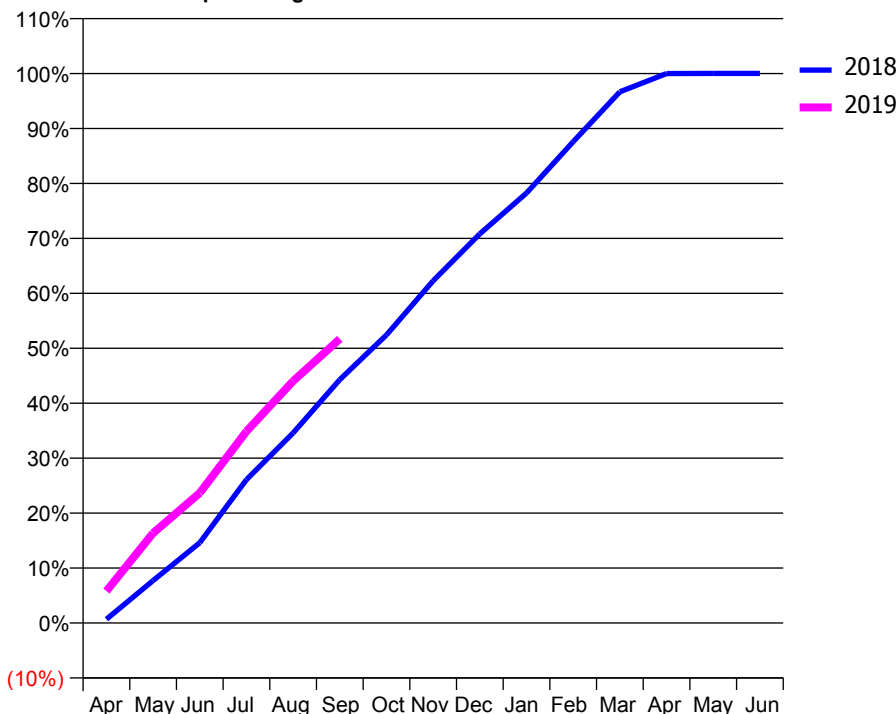
ACCESS*

Patients seen in 24 months	Total	Change since previous quarter
Quarter ending September 2017	5,531	
Quarter ending December 2017	5,604	→
Quarter ending March 2018	5,649	→
Quarter ending June 2018	5,778	↑
Quarter ending September 2018	5,814	→
Variance since September 2017	5.1%	↑



ACTIVITY

Cumulative percentage of contracted UDA delivered 2018 & 2019



Adjusted Scheduled Activity (UDA)

Month	2018	2019
April	101	840
May	1,115	2,361
June	2,108	3,415
July	3,764	5,031
August	4,990	6,352
September	6,391	7,458
October	7,563	
November	8,983	
December	10,216	
January	11,288	
February	12,637	
March	13,944	
April	14,422	
May	14,427	
June	14,427	

QUALITY

	Quantity	Base Number	Contract	AT	Region	England
% of FP17s for the same patient ID Re-attending within 3 months - Children	30	826	3.6%	10.6%	11.4%	11.6%
% of FP17s for the same patient ID Re-attending within 3 months - Adults	391	3,122	12.5%	14.0%	15.0%	15.5%
% of FP17s for the same patient ID Re-attending between 3 & 9 months - Children	461	826	55.8%	59.8%	59.9%	58.8%
% of FP17s for the same patient ID Re-attending between 3 & 9 months - Adults	1,471	3,122	47.1%	49.1%	52.0%	51.1%
% of FP17s for Band 1 Urgent Courses	210	3,708	5.7%	9.1%	8.0%	9.0%
% of FP17s Relating to Free Repair or Replacements	15	3,708	0.4%	0.7%	0.8%	0.8%
% of FP17s Relating to Continuations	111	3,708	3.0%	1.0%	0.9%	0.9%
% of Patients satisfied with the dentistry they have received	1	3	N/A	93.6%	93.5%	93.3%
% of Patients satisfied with the time they had to wait for an appointment	3	3	N/A	88.4%	89.1%	88.9%

* This is based on patients treated on this contract for their most recent course of treatment. Figures in italics indicate the base number of FP17s or Patient Questionnaire responses are less than 100. N/A is shown where the base number of responses is less than 10 during the period. % is calculated as Quantity/Base number*100

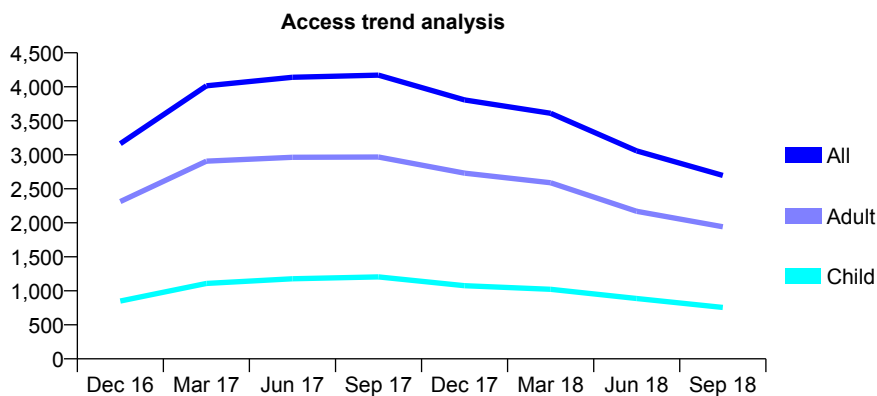
Q56 - Vital Signs At a Glance Contract Report for 139440/0001 - September 2018

Name or company name	Peirson Services Ltd
Contract type name	PDS Plus Contract
Purpose of contract	General
Contract start date	01/04/2010
Contract end date	31/03/2019

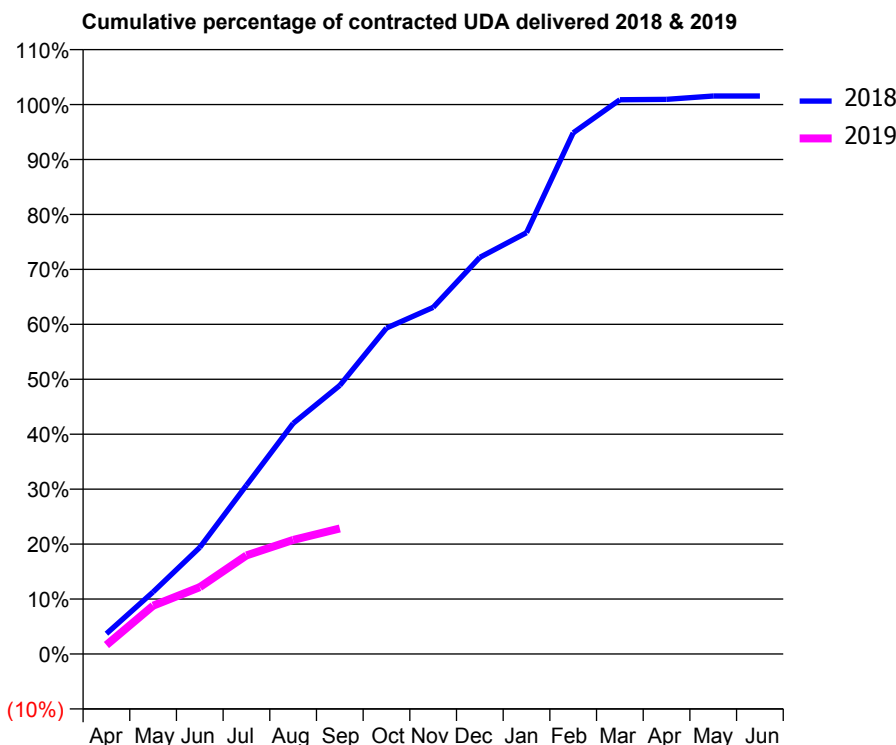
18/19 Contracted general activity (UDA)	11,000
Carry forward general activity (UDA)	0
18/19 Contracted orthodontic activity (UOA)	0
Carry forward orthodontic activity (UOA)	0
Baseline contract value	£283,810.94

ACCESS*

Patients seen in 24 months	Total	Change since previous quarter
Quarter ending September 2017	4,172	
Quarter ending December 2017	3,806	↓
Quarter ending March 2018	3,611	↓
Quarter ending June 2018	3,058	↓
Quarter ending September 2018	2,698	↓
Variance since September 2017	(35.3%)	↓



ACTIVITY



Month	Adjusted Scheduled Activity (UDA)	
	2018	2019
April	407	181
May	1,242	967
June	2,135	1,338
July	3,379	1,975
August	4,617	2,284
September	5,378	2,513
October	6,525	
November	6,939	
December	7,939	
January	8,434	
February	10,432	
March	11,096	
April	11,103	
May	11,171	
June	11,171	

QUALITY

	Quantity	Base Number	Contract	AT	Region	England
% of FP17s for the same patient ID Re-attending within 3 months - Children	17	247	6.9%	10.6%	11.4%	11.6%
% of FP17s for the same patient ID Re-attending within 3 months - Adults	77	668	11.5%	14.0%	15.0%	15.5%
% of FP17s for the same patient ID Re-attending between 3 & 9 months - Children	90	247	36.4%	59.8%	59.9%	58.8%
% of FP17s for the same patient ID Re-attending between 3 & 9 months - Adults	189	668	28.3%	49.1%	52.0%	51.1%
% of FP17s for Band 1 Urgent Courses	133	894	14.9%	9.1%	8.0%	9.0%
% of FP17s Relating to Free Repair or Replacements	4	894	0.4%	0.7%	0.8%	0.8%
% of FP17s Relating to Continuations	9	894	1.0%	1.0%	0.9%	0.9%
% of Patients satisfied with the dentistry they have received	4	4	N/A	93.6%	93.5%	93.3%
% of Patients satisfied with the time they had to wait for an appointment	4	4	N/A	88.4%	89.1%	88.9%

* This is based on patients treated on this contract for their most recent course of treatment. Figures in italics indicate the base number of FP17s or Patient Questionnaire responses are less than 100. N/A is shown where the base number of responses is less than 10 during the period. % is calculated as Quantity/Base number*100

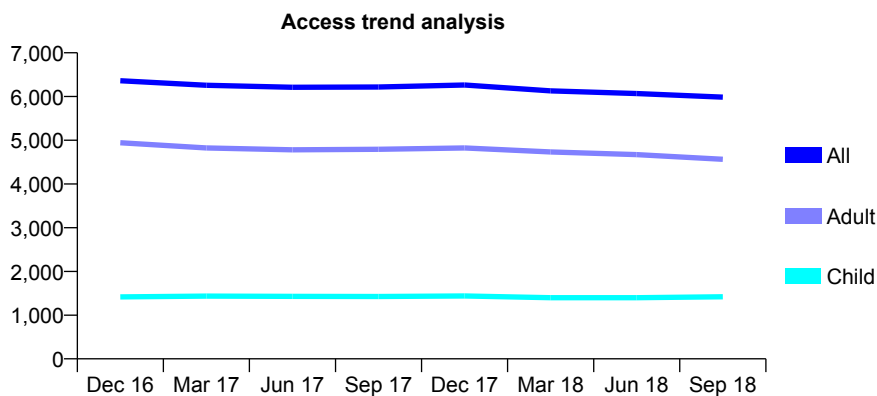
Q56 - Vital Signs At a Glance Contract Report for 139882/0001 - September 2018

Name or company name	Mr M Eyrumlu and Mr A Eyrumlu
Contract type name	GDS Contract
Purpose of contract	General
Contract start date	10/05/2014
Contract end date	

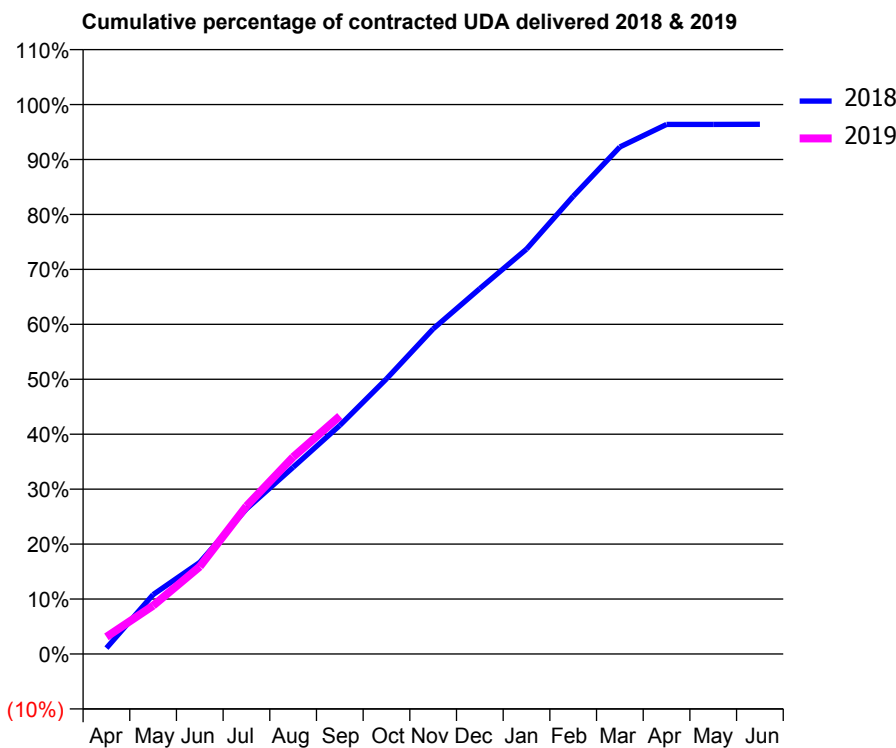
18/19 Contracted general activity (UDA)	22,000
Carry forward general activity (UDA)	0
18/19 Contracted orthodontic activity (UOA)	0
Carry forward orthodontic activity (UOA)	0
Baseline contract value	£561,443.36

ACCESS*

Patients seen in 24 months	Total	Change since previous quarter
Quarter ending September 2017	6,217	
Quarter ending December 2017	6,262	→
Quarter ending March 2018	6,130	↓
Quarter ending June 2018	6,069	→
Quarter ending September 2018	5,986	↓
Variance since September 2017	(3.7%)	↓



ACTIVITY



Adjusted Scheduled Activity (UDA)		
Month	2018	2019
April	239	687
May	2,377	1,937
June	3,670	3,501
July	5,812	5,921
August	7,477	7,890
September	9,154	9,527
October	11,015	
November	13,017	
December	14,630	
January	16,213	
February	18,325	
March	20,299	
April	21,203	
May	21,205	
June	21,207	

QUALITY

	Quantity	Base Number	Contract	AT	Region	England
% of FP17s for the same patient ID Re-attending within 3 months - Children	106	1,207	8.8%	10.6%	11.4%	11.6%
% of FP17s for the same patient ID Re-attending within 3 months - Adults	367	3,229	11.4%	14.0%	15.0%	15.5%
% of FP17s for the same patient ID Re-attending between 3 & 9 months - Children	693	1,207	57.4%	59.8%	59.9%	58.8%
% of FP17s for the same patient ID Re-attending between 3 & 9 months - Adults	1,889	3,229	58.5%	49.1%	52.0%	51.1%
% of FP17s for Band 1 Urgent Courses	273	4,139	6.6%	9.1%	8.0%	9.0%
% of FP17s Relating to Free Repair or Replacements	90	4,139	2.2%	0.7%	0.8%	0.8%
% of FP17s Relating to Continuations	95	4,139	2.3%	1.0%	0.9%	0.9%
% of Patients satisfied with the dentistry they have received	3	4	N/A	93.6%	93.5%	93.3%
% of Patients satisfied with the time they had to wait for an appointment	4	4	N/A	88.4%	89.1%	88.9%

* This is based on patients treated on this contract for their most recent course of treatment. Figures in italics indicate the base number of FP17s or Patient Questionnaire responses are less than 100. N/A is shown where the base number of responses is less than 10 during the period. % is calculated as Quantity/Base number*100

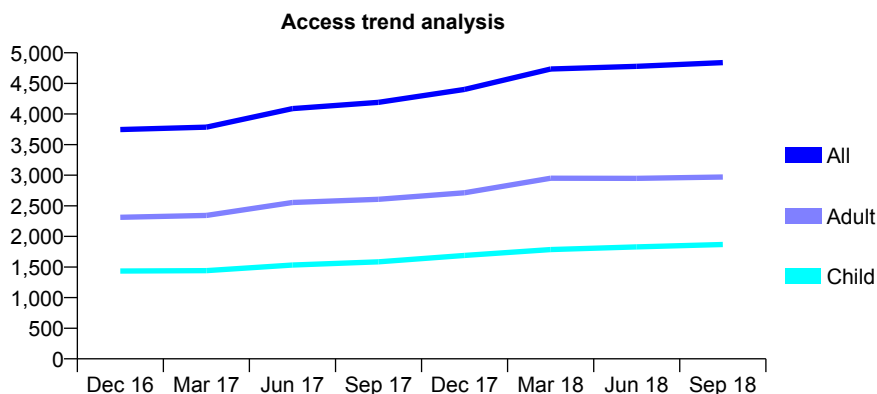
Q56 - Vital Signs At a Glance Contract Report for 140708/0001 - September 2018

Name or company name	Bretton Dental Clinic Partnership
Contract type name	GDS Contract
Purpose of contract	General
Contract start date	01/12/2014
Contract end date	

18/19 Contracted general activity (UDA)	12,034
Carry forward general activity (UDA)	0
18/19 Contracted orthodontic activity (UOA)	0
Carry forward orthodontic activity (UOA)	0
Baseline contract value	£302,898.68

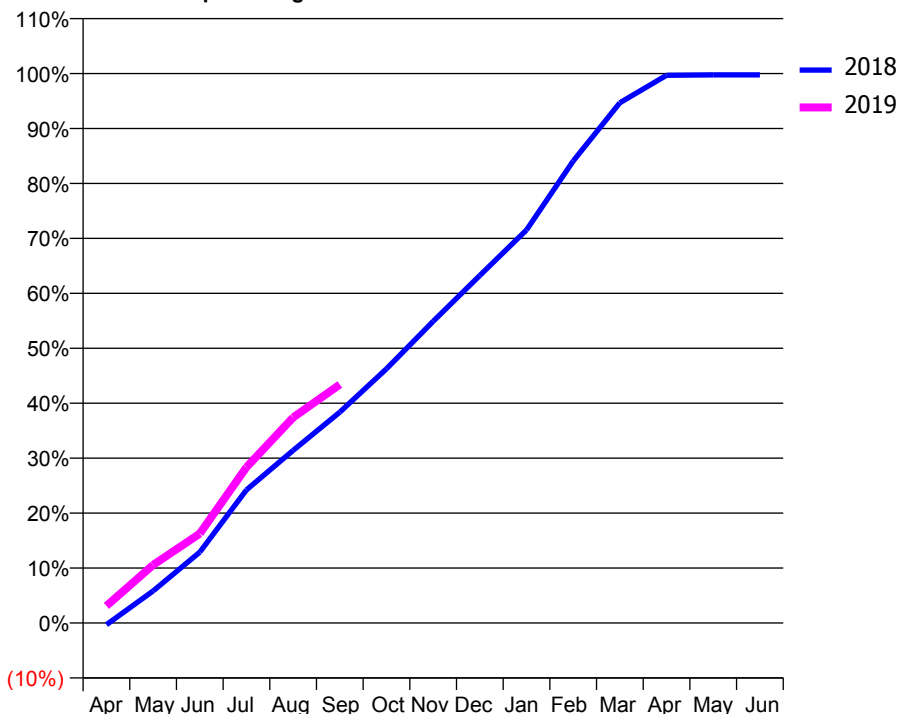
ACCESS*

Patients seen in 24 months	Total	Change since previous quarter
Quarter ending September 2017	4,191	
Quarter ending December 2017	4,403	↑
Quarter ending March 2018	4,736	↑
Quarter ending June 2018	4,778	→
Quarter ending September 2018	4,840	→
Variance since September 2017	15.5%	↑



ACTIVITY

Cumulative percentage of contracted UDA delivered 2018 & 2019



Month	Adjusted Scheduled Activity (UDA)	
	2018	2019
April	-42	376
May	749	1,272
June	1,653	1,959
July	3,104	3,412
August	4,027	4,503
September	4,918	5,223
October	5,929	
November	7,037	
December	8,105	
January	9,166	
February	10,773	
March	12,133	
April	12,772	
May	12,783	
June	12,783	

QUALITY

	Quantity	Base Number	Contract	AT	Region	England
% of FP17s for the same patient ID Re-attending within 3 months - Children	96	1,331	7.2%	10.6%	11.4%	11.6%
% of FP17s for the same patient ID Re-attending within 3 months - Adults	233	1,262	18.5%	14.0%	15.0%	15.5%
% of FP17s for the same patient ID Re-attending between 3 & 9 months - Children	765	1,331	57.5%	59.8%	59.9%	58.8%
% of FP17s for the same patient ID Re-attending between 3 & 9 months - Adults	548	1,262	43.4%	49.1%	52.0%	51.1%
% of FP17s for Band 1 Urgent Courses	179	2,290	7.8%	9.1%	8.0%	9.0%
% of FP17s Relating to Free Repair or Replacements	2	2,290	0.1%	0.7%	0.8%	0.8%
% of FP17s Relating to Continuations	1	2,290	0.0%	1.0%	0.9%	0.9%
% of Patients satisfied with the dentistry they have received	0	0	N/A	93.6%	93.5%	93.3%
% of Patients satisfied with the time they had to wait for an appointment	0	0	N/A	88.4%	89.1%	88.9%

* This is based on patients treated on this contract for their most recent course of treatment. Figures in italics indicate the base number of FP17s or Patient Questionnaire responses are less than 100. N/A is shown where the base number of responses is less than 10 during the period. % is calculated as Quantity/Base number*100

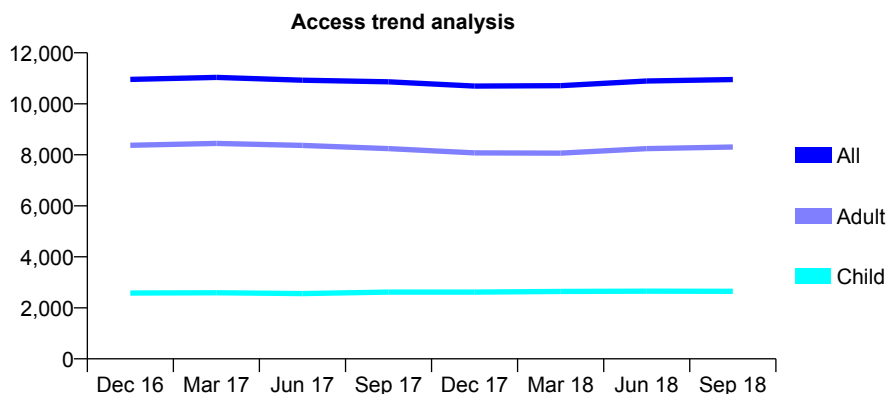
Q56 - Vital Signs At a Glance Contract Report for 141062/0001 - September 2018

Name or company name	Taverham Dental Health Clinic Limited
Contract type name	GDS Contract
Purpose of contract	General
Contract start date	01/02/2012
Contract end date	

18/19 Contracted general activity (UDA)	37,140
Carry forward general activity (UDA)	0
18/19 Contracted orthodontic activity (UOA)	0
Carry forward orthodontic activity (UOA)	0
Baseline contract value	£932,029.26

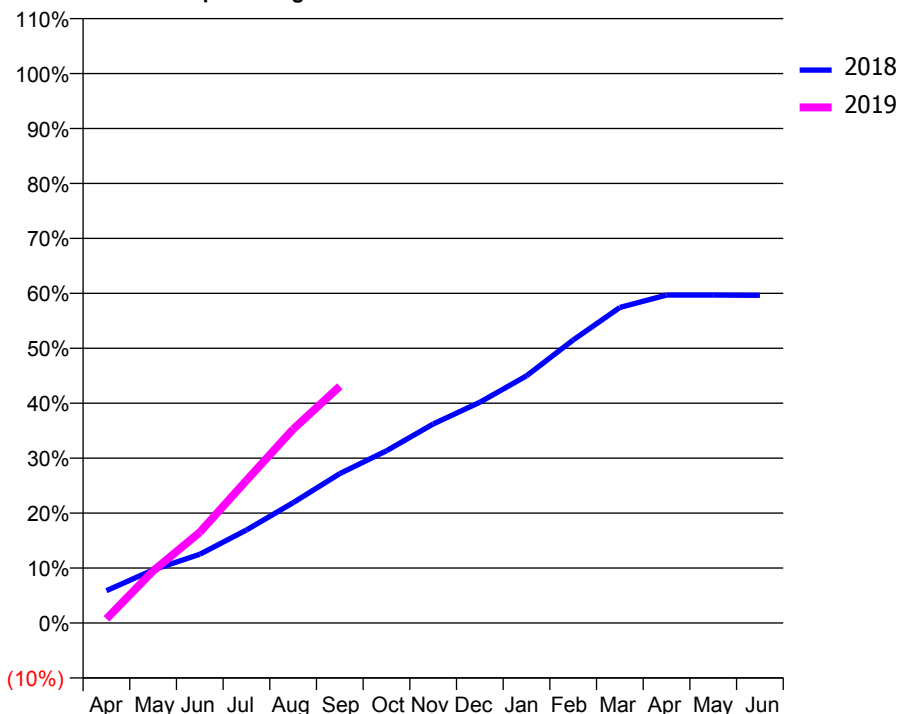
ACCESS*

Patients seen in 24 months	Total	Change since previous quarter
Quarter ending September 2017	10,861	
Quarter ending December 2017	10,693	↓
Quarter ending March 2018	10,710	→
Quarter ending June 2018	10,895	→
Quarter ending September 2018	10,953	→
Variance since September 2017	0.8%	→



ACTIVITY

Cumulative percentage of contracted UDA delivered 2018 & 2019



Month	Adjusted Scheduled Activity (UDA)	
	2018	2019
April	2,187	279
May	3,593	3,523
June	4,649	6,134
July	6,285	9,637
August	8,130	13,102
September	10,097	16,000
October	11,637	
November	13,456	
December	14,921	
January	16,702	
February	19,127	
March	21,325	
April	22,165	
May	22,164	
June	22,147	

QUALITY

	Quantity	Base Number	Contract	AT	Region	England
% of FP17s for the same patient ID Re-attending within 3 months - Children	124	2,082	6.0%	10.6%	11.4%	11.6%
% of FP17s for the same patient ID Re-attending within 3 months - Adults	586	5,940	9.9%	14.0%	15.0%	15.5%
% of FP17s for the same patient ID Re-attending between 3 & 9 months - Children	1,305	2,082	62.7%	59.8%	59.9%	58.8%
% of FP17s for the same patient ID Re-attending between 3 & 9 months - Adults	2,511	5,940	42.3%	49.1%	52.0%	51.1%
% of FP17s for Band 1 Urgent Courses	509	7,602	6.7%	9.1%	8.0%	9.0%
% of FP17s Relating to Free Repair or Replacements	23	7,602	0.3%	0.7%	0.8%	0.8%
% of FP17s Relating to Continuations	81	7,602	1.1%	1.0%	0.9%	0.9%
% of Patients satisfied with the dentistry they have received	7	8	N/A	93.6%	93.5%	93.3%
% of Patients satisfied with the time they had to wait for an appointment	7	8	N/A	88.4%	89.1%	88.9%

* This is based on patients treated on this contract for their most recent course of treatment. Figures in italics indicate the base number of FP17s or Patient Questionnaire responses are less than 100. N/A is shown where the base number of responses is less than 10 during the period. % is calculated as Quantity/Base number*100

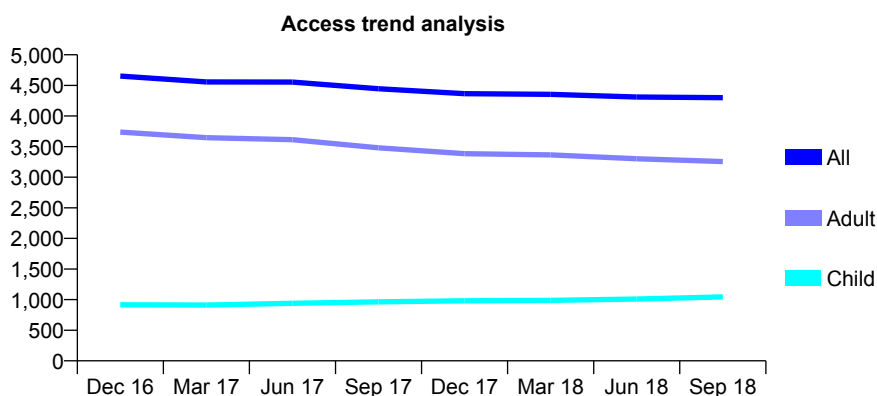
Q56 - Vital Signs At a Glance Contract Report for 143391/0001 - September 2018

Name or company name	Dr J Sherer and Dr L Levin
Contract type name	GDS Contract
Purpose of contract	General
Contract start date	01/02/2011
Contract end date	

18/19 Contracted general activity (UDA)	9,634
Carry forward general activity (UDA)	0
18/19 Contracted orthodontic activity (UOA)	0
Carry forward orthodontic activity (UOA)	0
Baseline contract value	£265,647.57

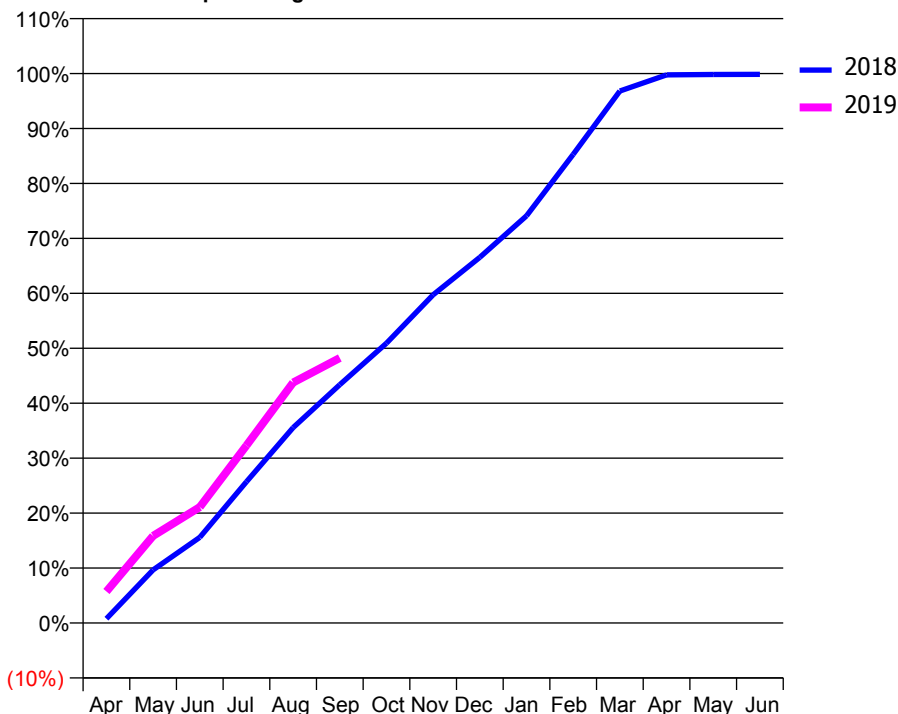
ACCESS*

Patients seen in 24 months	Total	Change since previous quarter
Quarter ending September 2017	4,445	
Quarter ending December 2017	4,365	↓
Quarter ending March 2018	4,353	→
Quarter ending June 2018	4,311	→
Quarter ending September 2018	4,300	→
Variance since September 2017	(3.3%)	↓



ACTIVITY

Cumulative percentage of contracted UDA delivered 2018 & 2019



Month	Adjusted Scheduled Activity (UDA)	
	2018	2019
April	77	554
May	931	1,527
June	1,502	2,033
July	2,477	3,112
August	3,426	4,217
September	4,178	4,646
October	4,906	
November	5,755	
December	6,411	
January	7,139	
February	8,216	
March	9,326	
April	9,609	
May	9,618	
June	9,620	

QUALITY

	Quantity	Base Number	Contract	AT	Region	England
% of FP17s for the same patient ID Re-attending within 3 months - Children	68	899	7.6%	10.6%	11.4%	11.6%
% of FP17s for the same patient ID Re-attending within 3 months - Adults	317	2,269	14.0%	14.0%	15.0%	15.5%
% of FP17s for the same patient ID Re-attending between 3 & 9 months - Children	545	899	60.6%	59.8%	59.9%	58.8%
% of FP17s for the same patient ID Re-attending between 3 & 9 months - Adults	1,333	2,269	58.7%	49.1%	52.0%	51.1%
% of FP17s for Band 1 Urgent Courses	258	3,035	8.5%	9.1%	8.0%	9.0%
% of FP17s Relating to Free Repair or Replacements	6	3,035	0.2%	0.7%	0.8%	0.8%
% of FP17s Relating to Continuations	66	3,035	2.2%	1.0%	0.9%	0.9%
% of Patients satisfied with the dentistry they have received	2	2	N/A	93.6%	93.5%	93.3%
% of Patients satisfied with the time they had to wait for an appointment	2	2	N/A	88.4%	89.1%	88.9%

* This is based on patients treated on this contract for their most recent course of treatment. Figures in italics indicate the base number of FP17s or Patient Questionnaire responses are less than 100. N/A is shown where the base number of responses is less than 10 during the period. % is calculated as Quantity/Base number*100

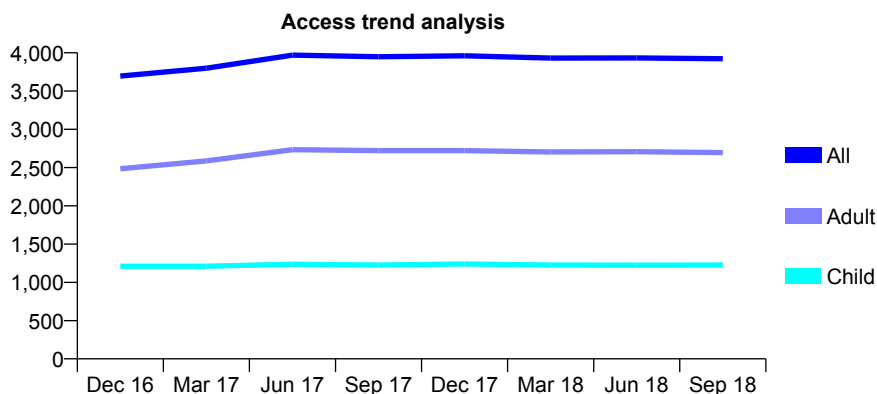
Q56 - Vital Signs At a Glance Contract Report for 144487/0001 - September 2018

Name or company name	The Old Grammer School Dental Surgery
Contract type name	GDS Contract
Purpose of contract	General
Contract start date	01/07/2015
Contract end date	

18/19 Contracted general activity (UDA)	10,000
Carry forward general activity (UDA)	0
18/19 Contracted orthodontic activity (UOA)	0
Carry forward orthodontic activity (UOA)	0
Baseline contract value	£254,908.44

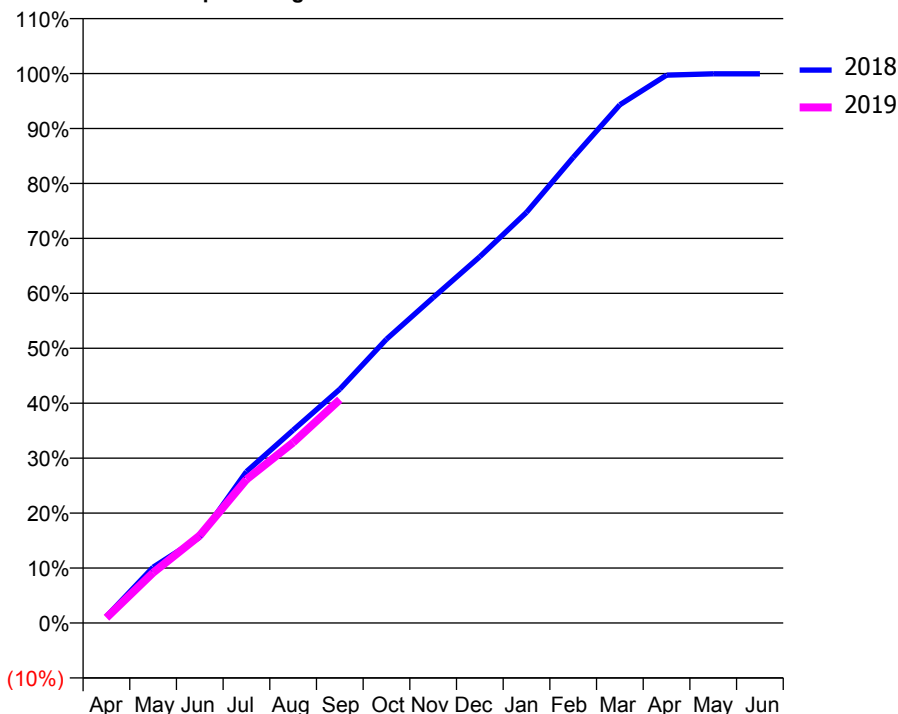
ACCESS*

Patients seen in 24 months	Total	Change since previous quarter
Quarter ending September 2017	3,948	
Quarter ending December 2017	3,961	→
Quarter ending March 2018	3,931	→
Quarter ending June 2018	3,933	→
Quarter ending September 2018	3,923	→
Variance since September 2017	(0.6%)	→



ACTIVITY

Cumulative percentage of contracted UDA delivered 2018 & 2019



Month	Adjusted Scheduled Activity (UDA)	
	2018	2019
April	120	95
May	1,016	916
June	1,562	1,594
July	2,756	2,611
August	3,511	3,285
September	4,256	4,065
October	5,165	
November	5,921	
December	6,668	
January	7,473	
February	8,472	
March	9,431	
April	9,969	
May	9,995	
June	9,995	

QUALITY

	Quantity	Base Number	Contract	AT	Region	England
% of FP17s for the same patient ID Re-attending within 3 months - Children	66	954	6.9%	10.6%	11.4%	11.6%
% of FP17s for the same patient ID Re-attending within 3 months - Adults	326	2,094	15.6%	14.0%	15.0%	15.5%
% of FP17s for the same patient ID Re-attending between 3 & 9 months - Children	642	954	67.3%	59.8%	59.9%	58.8%
% of FP17s for the same patient ID Re-attending between 3 & 9 months - Adults	1,341	2,094	64.0%	49.1%	52.0%	51.1%
% of FP17s for Band 1 Urgent Courses	165	2,661	6.2%	9.1%	8.0%	9.0%
% of FP17s Relating to Free Repair or Replacements	26	2,661	1.0%	0.7%	0.8%	0.8%
% of FP17s Relating to Continuations	19	2,661	0.7%	1.0%	0.9%	0.9%
% of Patients satisfied with the dentistry they have received	0	0	N/A	93.6%	93.5%	93.3%
% of Patients satisfied with the time they had to wait for an appointment	0	0	N/A	88.4%	89.1%	88.9%

* This is based on patients treated on this contract for their most recent course of treatment. Figures in italics indicate the base number of FP17s or Patient Questionnaire responses are less than 100. N/A is shown where the base number of responses is less than 10 during the period. % is calculated as Quantity/Base number*100

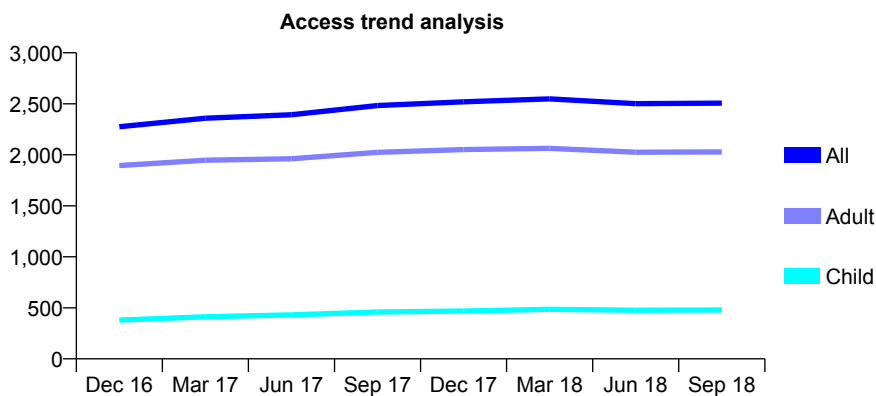
Q56 - Vital Signs At a Glance Contract Report for 145297/0001 - September 2018

Name or company name	Ms Teresa Kleinhans
Contract type name	GDS Contract
Purpose of contract	General
Contract start date	01/04/2012
Contract end date	

18/19 Contracted general activity (UDA)	6,737
Carry forward general activity (UDA)	0
18/19 Contracted orthodontic activity (UOA)	0
Carry forward orthodontic activity (UOA)	0
Baseline contract value	£167,758.27

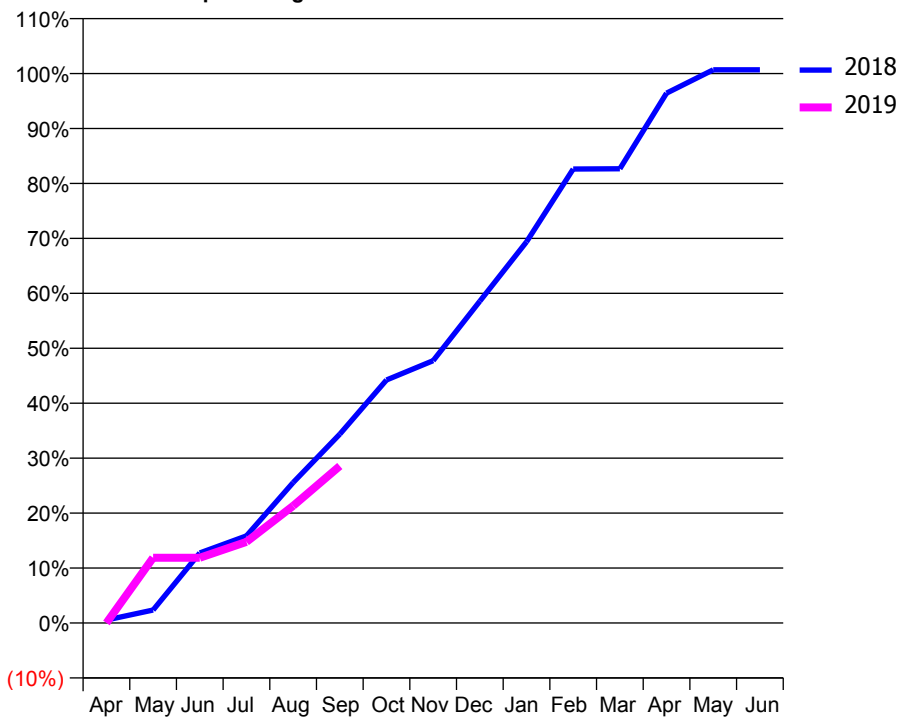
ACCESS*

Patients seen in 24 months	Total	Change since previous quarter
Quarter ending September 2017	2,483	
Quarter ending December 2017	2,520	→
Quarter ending March 2018	2,549	→
Quarter ending June 2018	2,501	↓
Quarter ending September 2018	2,507	→
Variance since September 2017	1.0%	→



ACTIVITY

Cumulative percentage of contracted UDA delivered 2018 & 2019



Adjusted Scheduled Activity (UDA)

Month	2018	2019
April	37	0
May	159	800
June	859	800
July	1,069	995
August	1,722	1,436
September	2,316	1,925
October	2,979	
November	3,217	
December	3,946	
January	4,673	
February	5,566	
March	5,569	
April	6,496	
May	6,782	
June	6,782	

QUALITY

	Quantity	Base Number	Contract	AT	Region	England
% of FP17s for the same patient ID Re-attending within 3 months - Children	24	292	8.2%	10.6%	11.4%	11.6%
% of FP17s for the same patient ID Re-attending within 3 months - Adults	128	1,243	10.3%	14.0%	15.0%	15.5%
% of FP17s for the same patient ID Re-attending between 3 & 9 months - Children	151	292	51.7%	59.8%	59.9%	58.8%
% of FP17s for the same patient ID Re-attending between 3 & 9 months - Adults	574	1,243	46.2%	49.1%	52.0%	51.1%
% of FP17s for Band 1 Urgent Courses	57	1,084	5.3%	9.1%	8.0%	9.0%
% of FP17s Relating to Free Repair or Replacements	3	1,084	0.3%	0.7%	0.8%	0.8%
% of FP17s Relating to Continuations	1	1,084	0.1%	1.0%	0.9%	0.9%
% of Patients satisfied with the dentistry they have received	2	2	N/A	93.6%	93.5%	93.3%
% of Patients satisfied with the time they had to wait for an appointment	2	2	N/A	88.4%	89.1%	88.9%

* This is based on patients treated on this contract for their most recent course of treatment. Figures in italics indicate the base number of FP17s or Patient Questionnaire responses are less than 100. N/A is shown where the base number of responses is less than 10 during the period. % is calculated as Quantity/Base number*100

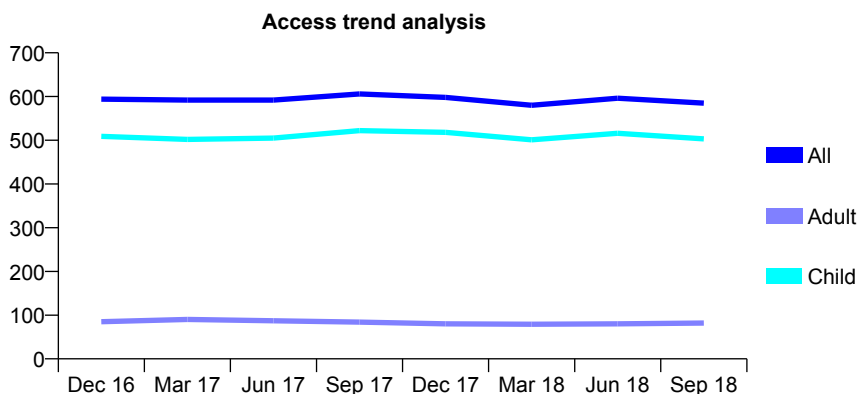
Q56 - Vital Signs At a Glance Contract Report for 145300/0002 - September 2018

Name or company name	The Hollies Dental Practice
Contract type name	GDS Contract
Purpose of contract	General
Contract start date	01/11/2007
Contract end date	

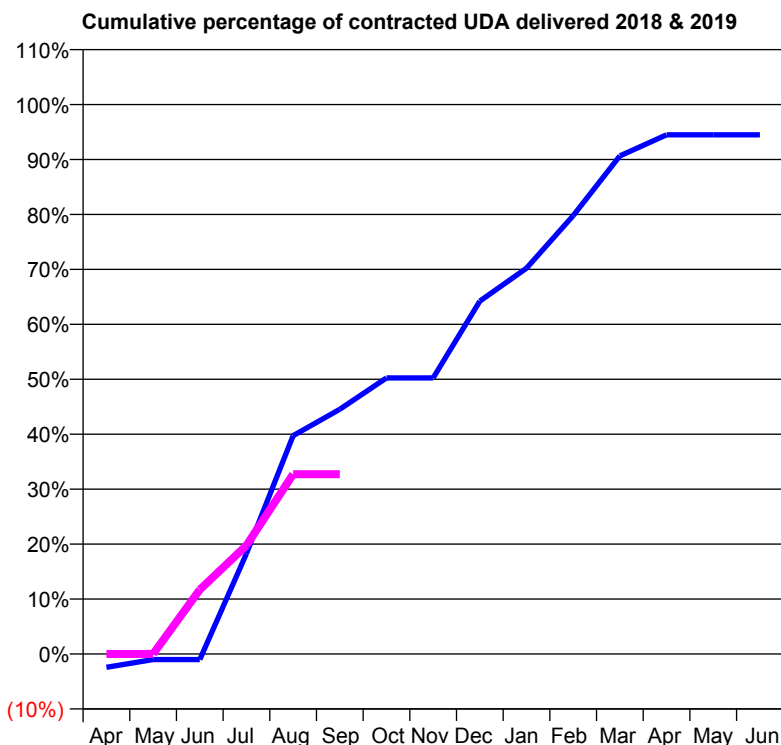
18/19 Contracted general activity (UDA)	1,067
Carry forward general activity (UDA)	0
18/19 Contracted orthodontic activity (UOA)	0
Carry forward orthodontic activity (UOA)	0
Baseline contract value	£49,046.00

ACCESS*

Patients seen in 24 months	Total	Change since previous quarter
Quarter ending September 2017	606	
Quarter ending December 2017	598	↓
Quarter ending March 2018	580	↓
Quarter ending June 2018	596	↑
Quarter ending September 2018	585	↓
Variance since September 2017	(3.5%)	↓



ACTIVITY



Adjusted Scheduled Activity (UDA)		
Month	2018	2019
April	-26	0
May	-11	0
June	-11	125
July	195	211
August	424	349
September	475	349
October	536	
November	536	
December	685	
January	749	
February	851	
March	967	
April	1,008	
May	1,008	
June	1,008	

QUALITY

	Quantity	Base Number	Contract	AT	Region	England
% of FP17s for the same patient ID Re-attending within 3 months - Children	17	299	5.7%	10.6%	11.4%	11.6%
% of FP17s for the same patient ID Re-attending within 3 months - Adults	0	16	0.0%	14.0%	15.0%	15.5%
% of FP17s for the same patient ID Re-attending between 3 & 9 months - Children	175	299	58.5%	59.8%	59.9%	58.8%
% of FP17s for the same patient ID Re-attending between 3 & 9 months - Adults	13	16	81.3%	49.1%	52.0%	51.1%
% of FP17s for Band 1 Urgent Courses	1	274	0.4%	9.1%	8.0%	9.0%
% of FP17s Relating to Free Repair or Replacements	0	274	0.0%	0.7%	0.8%	0.8%
% of FP17s Relating to Continuations	0	274	0.0%	1.0%	0.9%	0.9%
% of Patients satisfied with the dentistry they have received	0	0	N/A	93.6%	93.5%	93.3%
% of Patients satisfied with the time they had to wait for an appointment	0	0	N/A	88.4%	89.1%	88.9%

* This is based on patients treated on this contract for their most recent course of treatment. Figures in italics indicate the base number of FP17s or Patient Questionnaire responses are less than 100. N/A is shown where the base number of responses is less than 10 during the period. % is calculated as Quantity/Base number*100

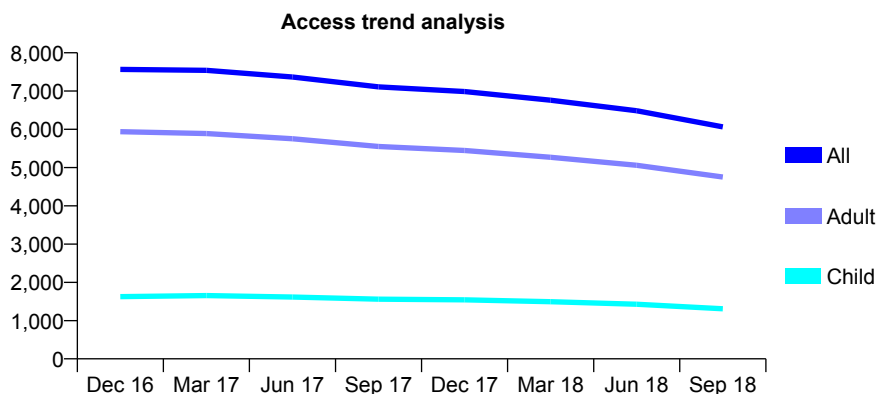
Q56 - Vital Signs At a Glance Contract Report for 145904/0001 - September 2018

Name or company name	1A Dental Practice Limited
Contract type name	GDS Contract
Purpose of contract	General
Contract start date	01/12/2010
Contract end date	

18/19 Contracted general activity (UDA)	20,907
Carry forward general activity (UDA)	0
18/19 Contracted orthodontic activity (UOA)	0
Carry forward orthodontic activity (UOA)	0
Baseline contract value	£513,727.39

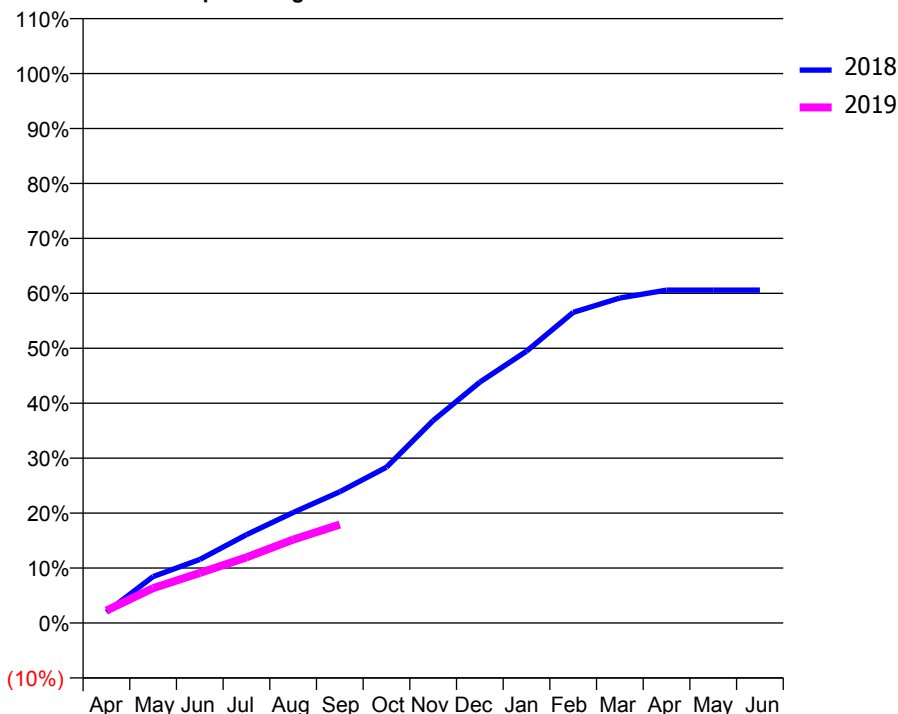
ACCESS*

Patients seen in 24 months	Total	Change since previous quarter
Quarter ending September 2017	7,110	
Quarter ending December 2017	6,988	↓
Quarter ending March 2018	6,762	↓
Quarter ending June 2018	6,485	↓
Quarter ending September 2018	6,063	↓
Variance since September 2017	(14.7%)	↓



ACTIVITY

Cumulative percentage of contracted UDA delivered 2018 & 2019



Month	Adjusted Scheduled Activity (UDA)	
	2018	2019
April	413	472
May	1,770	1,329
June	2,420	1,907
July	3,363	2,500
August	4,205	3,174
September	4,995	3,745
October	5,927	
November	7,704	
December	9,164	
January	10,344	
February	11,819	
March	12,366	
April	12,664	
May	12,664	
June	12,664	

QUALITY

	Quantity	Base Number	Contract	AT	Region	England
% of FP17s for the same patient ID Re-attending within 3 months - Children	29	463	6.3%	10.6%	11.4%	11.6%
% of FP17s for the same patient ID Re-attending within 3 months - Adults	252	1,650	15.3%	14.0%	15.0%	15.5%
% of FP17s for the same patient ID Re-attending between 3 & 9 months - Children	202	463	43.6%	59.8%	59.9%	58.8%
% of FP17s for the same patient ID Re-attending between 3 & 9 months - Adults	617	1,650	37.4%	49.1%	52.0%	51.1%
% of FP17s for Band 1 Urgent Courses	394	1,960	20.1%	9.1%	8.0%	9.0%
% of FP17s Relating to Free Repair or Replacements	11	1,960	0.6%	0.7%	0.8%	0.8%
% of FP17s Relating to Continuations	30	1,960	1.5%	1.0%	0.9%	0.9%
% of Patients satisfied with the dentistry they have received	2	3	N/A	93.6%	93.5%	93.3%
% of Patients satisfied with the time they had to wait for an appointment	2	3	N/A	88.4%	89.1%	88.9%

* This is based on patients treated on this contract for their most recent course of treatment. Figures in italics indicate the base number of FP17s or Patient Questionnaire responses are less than 100. N/A is shown where the base number of responses is less than 10 during the period. % is calculated as Quantity/Base number*100

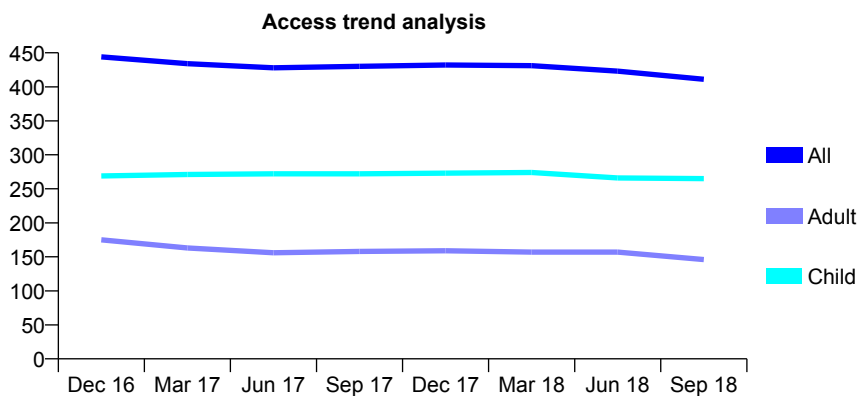
Q56 - Vital Signs At a Glance Contract Report for 147052/0001 - September 2018

Name or company name	Matley Dental Surgery
Contract type name	GDS Contract
Purpose of contract	General
Contract start date	01/04/2009
Contract end date	

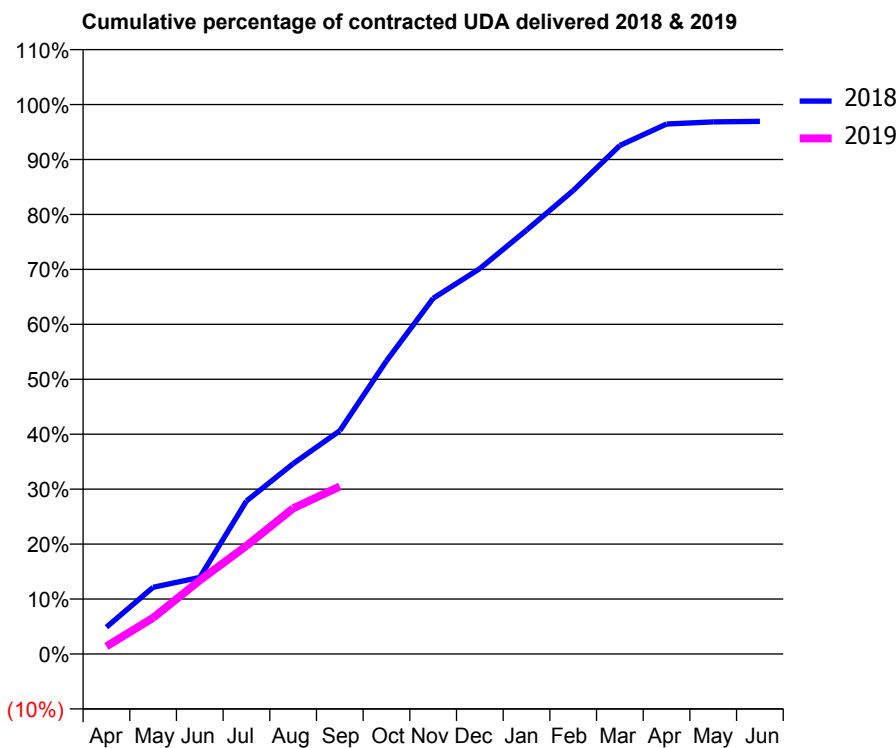
18/19 Contracted general activity (UDA)	1,000
Carry forward general activity (UDA)	0
18/19 Contracted orthodontic activity (UOA)	0
Carry forward orthodontic activity (UOA)	0
Baseline contract value	£23,729.40

ACCESS*

Patients seen in 24 months	Total	Change since previous quarter
Quarter ending September 2017	430	
Quarter ending December 2017	432	→
Quarter ending March 2018	431	→
Quarter ending June 2018	423	↓
Quarter ending September 2018	411	↓
Variance since September 2017	(4.4%)	↓



ACTIVITY



Adjusted Scheduled Activity (UDA)		
Month	2018	2019
April	49	14
May	121	66
June	139	134
July	278	197
August	346	265
September	406	305
October	533	
November	647	
December	701	
January	771	
February	843	
March	925	
April	964	
May	968	
June	969	

QUALITY

	Quantity	Base Number	Contract	AT	Region	England
% of FP17s for the same patient ID Re-attending within 3 months - Children	4	148	2.7%	10.6%	11.4%	11.6%
% of FP17s for the same patient ID Re-attending within 3 months - Adults	14	73	19.2%	14.0%	15.0%	15.5%
% of FP17s for the same patient ID Re-attending between 3 & 9 months - Children	82	148	55.4%	59.8%	59.9%	58.8%
% of FP17s for the same patient ID Re-attending between 3 & 9 months - Adults	35	73	47.9%	49.1%	52.0%	51.1%
% of FP17s for Band 1 Urgent Courses	0	199	0.0%	9.1%	8.0%	9.0%
% of FP17s Relating to Free Repair or Replacements	0	199	0.0%	0.7%	0.8%	0.8%
% of FP17s Relating to Continuations	7	199	3.5%	1.0%	0.9%	0.9%
% of Patients satisfied with the dentistry they have received	0	0	N/A	93.6%	93.5%	93.3%
% of Patients satisfied with the time they had to wait for an appointment	0	0	N/A	88.4%	89.1%	88.9%

* This is based on patients treated on this contract for their most recent course of treatment. Figures in italics indicate the base number of FP17s or Patient Questionnaire responses are less than 100. N/A is shown where the base number of responses is less than 10 during the period. % is calculated as Quantity/Base number*100

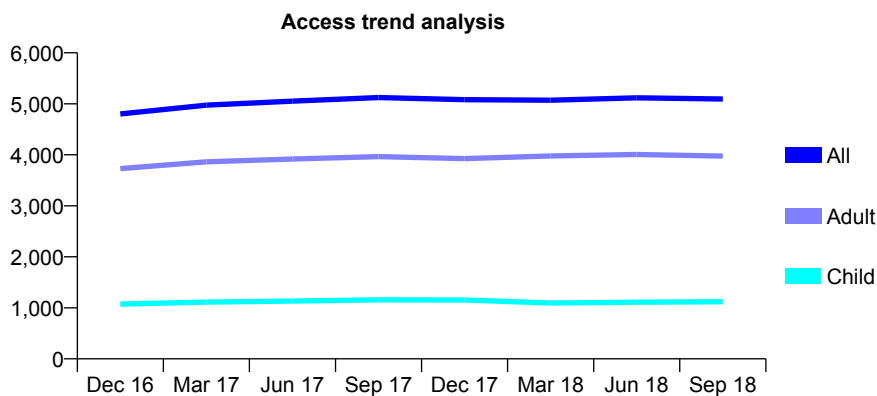
Q56 - Vital Signs At a Glance Contract Report for 148342/0002 - September 2018

Name or company name	Brundall Practice Limited
Contract type name	GDS Contract
Purpose of contract	General
Contract start date	01/10/2012
Contract end date	

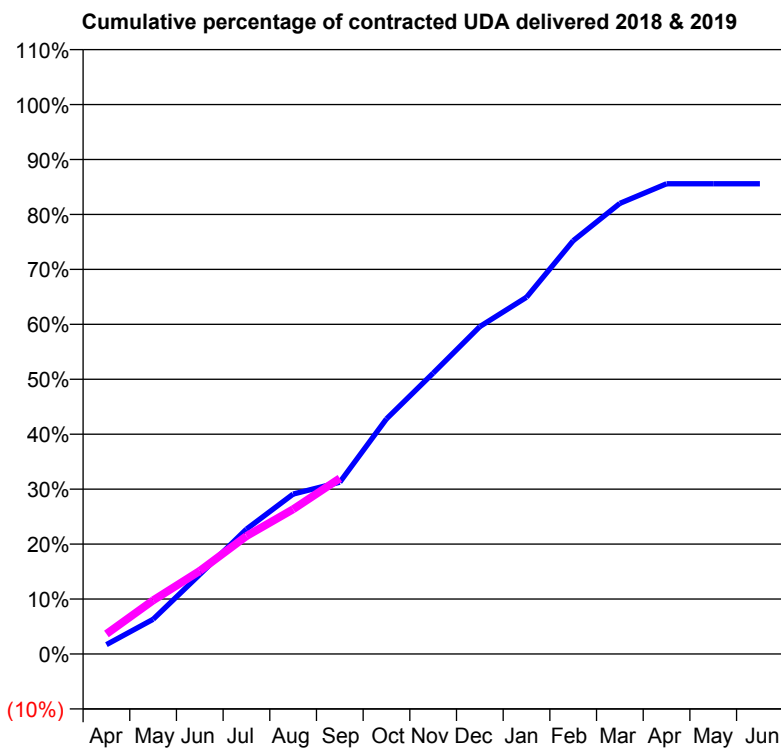
18/19 Contracted general activity (UDA)	16,024
Carry forward general activity (UDA)	0
18/19 Contracted orthodontic activity (UOA)	0
Carry forward orthodontic activity (UOA)	0
Baseline contract value	£400,806.50

ACCESS*

Patients seen in 24 months	Total	Change since previous quarter
Quarter ending September 2017	5,122	
Quarter ending December 2017	5,080	→
Quarter ending March 2018	5,070	→
Quarter ending June 2018	5,117	→
Quarter ending September 2018	5,095	→
Variance since September 2017	(0.5%)	→



ACTIVITY



Month	Adjusted Scheduled Activity (UDA)	
	2018	2019
April	276	584
May	1,015	1,564
June	2,318	2,424
July	3,640	3,439
August	4,665	4,222
September	5,011	5,122
October	6,858	
November	8,190	
December	9,550	
January	10,406	
February	12,051	
March	13,140	
April	13,714	
May	13,714	
June	13,714	

QUALITY

	Quantity	Base Number	Contract	AT	Region	England
% of FP17s for the same patient ID Re-attending within 3 months - Children	51	834	6.1%	10.6%	11.4%	11.6%
% of FP17s for the same patient ID Re-attending within 3 months - Adults	316	2,398	13.2%	14.0%	15.0%	15.5%
% of FP17s for the same patient ID Re-attending between 3 & 9 months - Children	538	834	64.5%	59.8%	59.9%	58.8%
% of FP17s for the same patient ID Re-attending between 3 & 9 months - Adults	1,222	2,398	51.0%	49.1%	52.0%	51.1%
% of FP17s for Band 1 Urgent Courses	270	2,955	9.1%	9.1%	8.0%	9.0%
% of FP17s Relating to Free Repair or Replacements	19	2,955	0.6%	0.7%	0.8%	0.8%
% of FP17s Relating to Continuations	31	2,955	1.0%	1.0%	0.9%	0.9%
% of Patients satisfied with the dentistry they have received	0	0	N/A	93.6%	93.5%	93.3%
% of Patients satisfied with the time they had to wait for an appointment	0	0	N/A	88.4%	89.1%	88.9%

* This is based on patients treated on this contract for their most recent course of treatment. Figures in italics indicate the base number of FP17s or Patient Questionnaire responses are less than 100. N/A is shown where the base number of responses is less than 10 during the period. % is calculated as Quantity/Base number*100

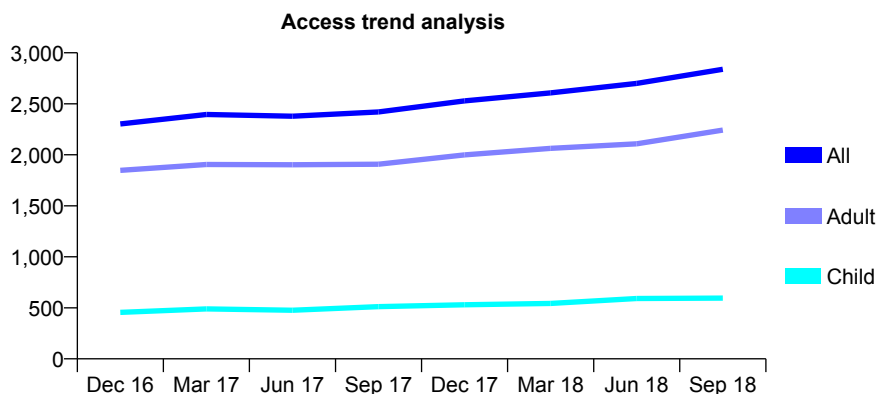
Q56 - Vital Signs At a Glance Contract Report for 148393/0001 - September 2018

Name or company name	Mr M. Eyrumlu and Mr Azad
Contract type name	GDS Contract
Purpose of contract	General
Contract start date	01/02/2014
Contract end date	

18/19 Contracted general activity (UDA)	9,000
Carry forward general activity (UDA)	0
18/19 Contracted orthodontic activity (UOA)	0
Carry forward orthodontic activity (UOA)	0
Baseline contract value	£266,365.80

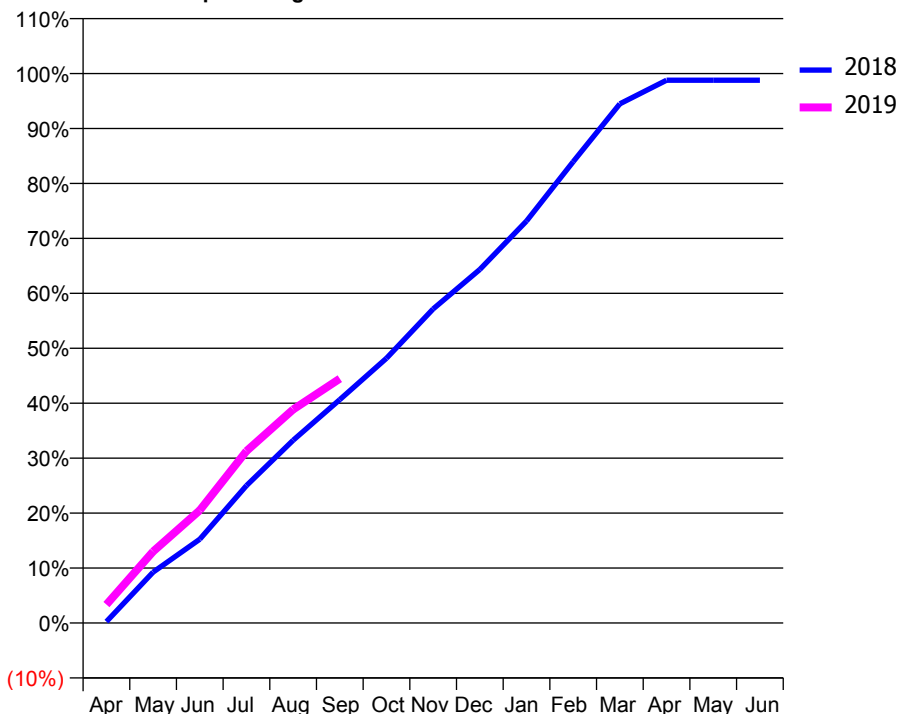
ACCESS*

Patients seen in 24 months	Total	Change since previous quarter
Quarter ending September 2017	2,420	
Quarter ending December 2017	2,529	↑
Quarter ending March 2018	2,607	↑
Quarter ending June 2018	2,700	↑
Quarter ending September 2018	2,839	↑
Variance since September 2017	17.3%	↑



ACTIVITY

Cumulative percentage of contracted UDA delivered 2018 & 2019



Adjusted Scheduled Activity (UDA)

Month	2018	2019
April	22	301
May	834	1,172
June	1,372	1,846
July	2,252	2,817
August	2,992	3,498
September	3,659	4,002
October	4,336	
November	5,145	
December	5,791	
January	6,584	
February	7,557	
March	8,504	
April	8,890	
May	8,891	
June	8,891	

QUALITY

	Quantity	Base Number	Contract	AT	Region	England
% of FP17s for the same patient ID Re-attending within 3 months - Children	23	407	5.7%	10.6%	11.4%	11.6%
% of FP17s for the same patient ID Re-attending within 3 months - Adults	222	1,354	16.4%	14.0%	15.0%	15.5%
% of FP17s for the same patient ID Re-attending between 3 & 9 months - Children	189	407	46.4%	59.8%	59.9%	58.8%
% of FP17s for the same patient ID Re-attending between 3 & 9 months - Adults	325	1,354	24.0%	49.1%	52.0%	51.1%
% of FP17s for Band 1 Urgent Courses	198	1,639	12.1%	9.1%	8.0%	9.0%
% of FP17s Relating to Free Repair or Replacements	23	1,639	1.4%	0.7%	0.8%	0.8%
% of FP17s Relating to Continuations	54	1,639	3.3%	1.0%	0.9%	0.9%
% of Patients satisfied with the dentistry they have received	2	2	N/A	93.6%	93.5%	93.3%
% of Patients satisfied with the time they had to wait for an appointment	2	2	N/A	88.4%	89.1%	88.9%

* This is based on patients treated on this contract for their most recent course of treatment. Figures in italics indicate the base number of FP17s or Patient Questionnaire responses are less than 100. N/A is shown where the base number of responses is less than 10 during the period. % is calculated as Quantity/Base number*100

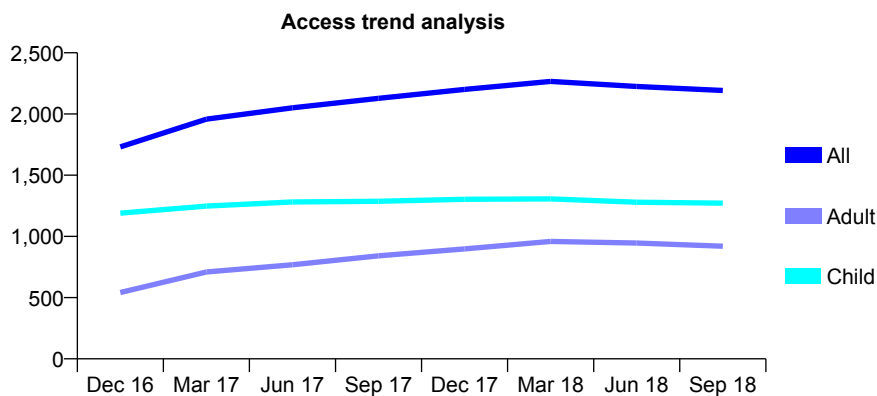
Q56 - Vital Signs At a Glance Contract Report for 149071/0001 - September 2018

Name or company name	P.V. Humber & C. Hancock
Contract type name	GDS Contract
Purpose of contract	General
Contract start date	01/04/2015
Contract end date	

18/19 Contracted general activity (UDA)	4,694
Carry forward general activity (UDA)	0
18/19 Contracted orthodontic activity (UOA)	0
Carry forward orthodontic activity (UOA)	0
Baseline contract value	£120,572.92

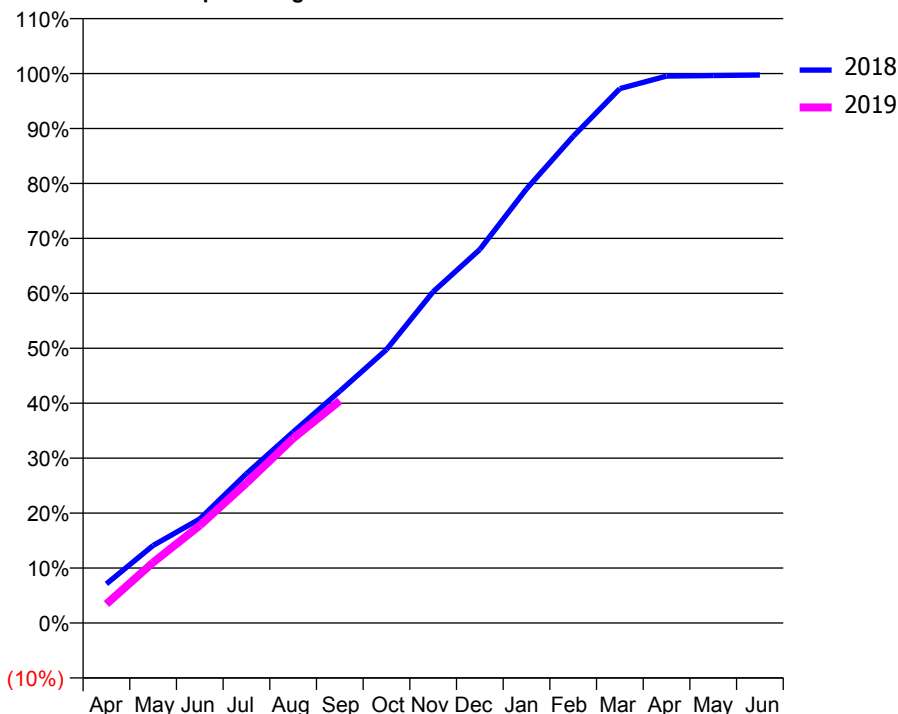
ACCESS*

Patients seen in 24 months	Total	Change since previous quarter
Quarter ending September 2017	2,128	
Quarter ending December 2017	2,201	↑
Quarter ending March 2018	2,266	↑
Quarter ending June 2018	2,225	↓
Quarter ending September 2018	2,192	↓
Variance since September 2017	3.0%	↑



ACTIVITY

Cumulative percentage of contracted UDA delivered 2018 & 2019



Month	Adjusted Scheduled Activity (UDA)	
	2018	2019
April	334	163
May	663	517
June	890	833
July	1,275	1,196
August	1,632	1,577
September	1,980	1,899
October	2,335	
November	2,831	
December	3,191	
January	3,708	
February	4,157	
March	4,564	
April	4,672	
May	4,677	
June	4,681	

QUALITY

	Quantity	Base Number	Contract	AT	Region	England
% of FP17s for the same patient ID Re-attending within 3 months - Children	48	998	4.8%	10.6%	11.4%	11.6%
% of FP17s for the same patient ID Re-attending within 3 months - Adults	37	410	9.0%	14.0%	15.0%	15.5%
% of FP17s for the same patient ID Re-attending between 3 & 9 months - Children	712	998	71.3%	59.8%	59.9%	58.8%
% of FP17s for the same patient ID Re-attending between 3 & 9 months - Adults	268	410	65.4%	49.1%	52.0%	51.1%
% of FP17s for Band 1 Urgent Courses	61	1,333	4.6%	9.1%	8.0%	9.0%
% of FP17s Relating to Free Repair or Replacements	0	1,333	0.0%	0.7%	0.8%	0.8%
% of FP17s Relating to Continuations	1	1,333	0.1%	1.0%	0.9%	0.9%
% of Patients satisfied with the dentistry they have received	1	1	N/A	93.6%	93.5%	93.3%
% of Patients satisfied with the time they had to wait for an appointment	1	1	N/A	88.4%	89.1%	88.9%

* This is based on patients treated on this contract for their most recent course of treatment. Figures in italics indicate the base number of FP17s or Patient Questionnaire responses are less than 100. N/A is shown where the base number of responses is less than 10 during the period. % is calculated as Quantity/Base number*100

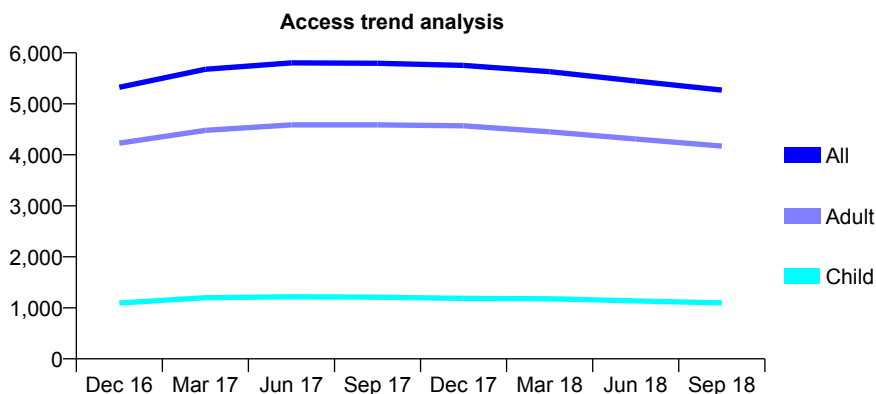
Q56 - Vital Signs At a Glance Contract Report for 149462/0001 - September 2018

Name or company name	A H Trueman Ltd
Contract type name	GDS Contract
Purpose of contract	General
Contract start date	01/04/2008
Contract end date	

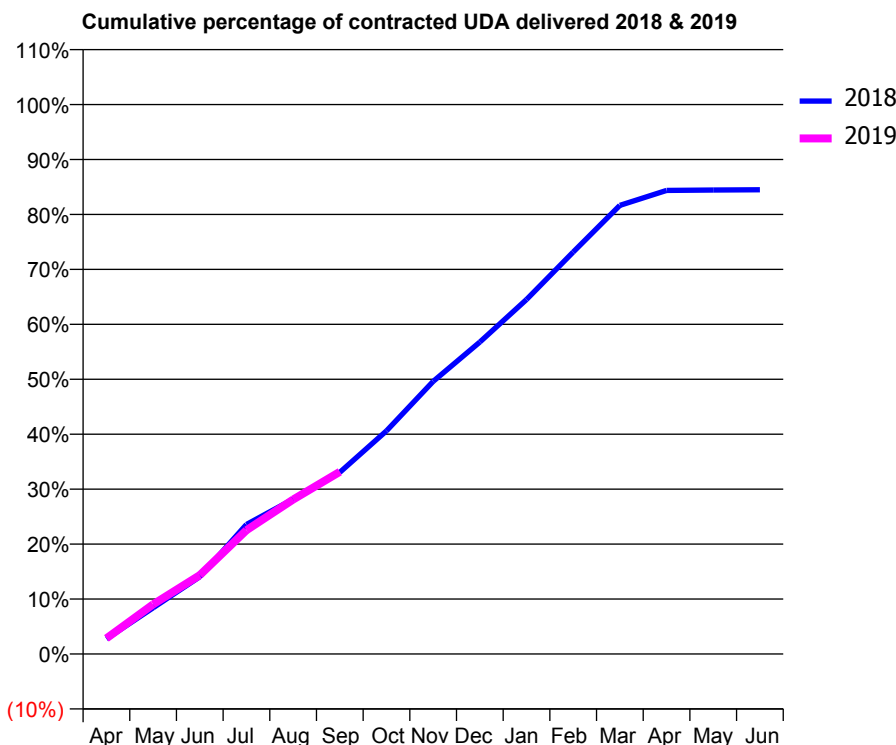
18/19 Contracted general activity (UDA)	16,655
Carry forward general activity (UDA)	0
18/19 Contracted orthodontic activity (UOA)	0
Carry forward orthodontic activity (UOA)	0
Baseline contract value	£418,670.30

ACCESS*

Patients seen in 24 months	Total	Change since previous quarter
Quarter ending September 2017	5,796	
Quarter ending December 2017	5,754	→
Quarter ending March 2018	5,630	↓
Quarter ending June 2018	5,446	↓
Quarter ending September 2018	5,270	↓
Variance since September 2017	(9.1%)	↓



ACTIVITY



Month	Adjusted Scheduled Activity (UDA)	
	2018	2019
April	448	474
May	1,369	1,504
June	2,288	2,391
July	3,833	3,754
August	4,583	4,681
September	5,376	5,522
October	6,605	
November	8,068	
December	9,231	
January	10,491	
February	11,897	
March	13,278	
April	13,720	
May	13,733	
June	13,738	

QUALITY

	Quantity	Base Number	Contract	AT	Region	England
% of FP17s for the same patient ID Re-attending within 3 months - Children	45	677	6.6%	10.6%	11.4%	11.6%
% of FP17s for the same patient ID Re-attending within 3 months - Adults	372	2,584	14.4%	14.0%	15.0%	15.5%
% of FP17s for the same patient ID Re-attending between 3 & 9 months - Children	376	677	55.5%	59.8%	59.9%	58.8%
% of FP17s for the same patient ID Re-attending between 3 & 9 months - Adults	1,313	2,584	50.8%	49.1%	52.0%	51.1%
% of FP17s for Band 1 Urgent Courses	212	2,995	7.1%	9.1%	8.0%	9.0%
% of FP17s Relating to Free Repair or Replacements	12	2,995	0.4%	0.7%	0.8%	0.8%
% of FP17s Relating to Continuations	54	2,995	1.8%	1.0%	0.9%	0.9%
% of Patients satisfied with the dentistry they have received	1	1	N/A	93.6%	93.5%	93.3%
% of Patients satisfied with the time they had to wait for an appointment	1	1	N/A	88.4%	89.1%	88.9%

* This is based on patients treated on this contract for their most recent course of treatment. Figures in italics indicate the base number of FP17s or Patient Questionnaire responses are less than 100. N/A is shown where the base number of responses is less than 10 during the period. % is calculated as Quantity/Base number*100

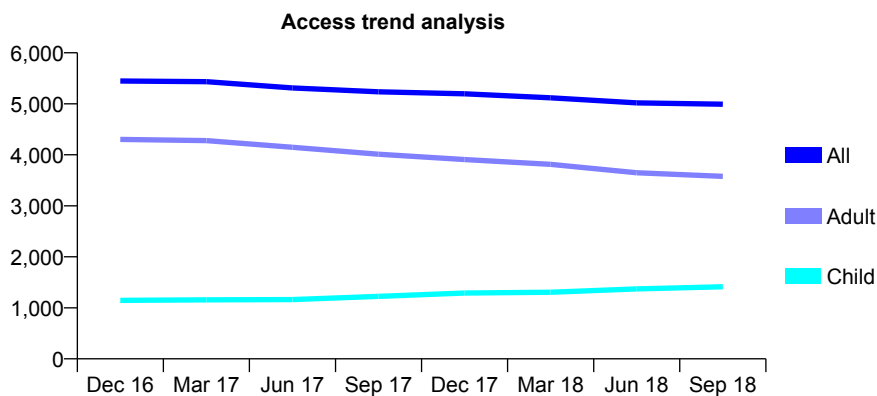
Q56 - Vital Signs At a Glance Contract Report for 151270/0001 - September 2018

Name or company name	Station View Dental Practice
Contract type name	GDS Contract
Purpose of contract	General
Contract start date	01/10/2010
Contract end date	

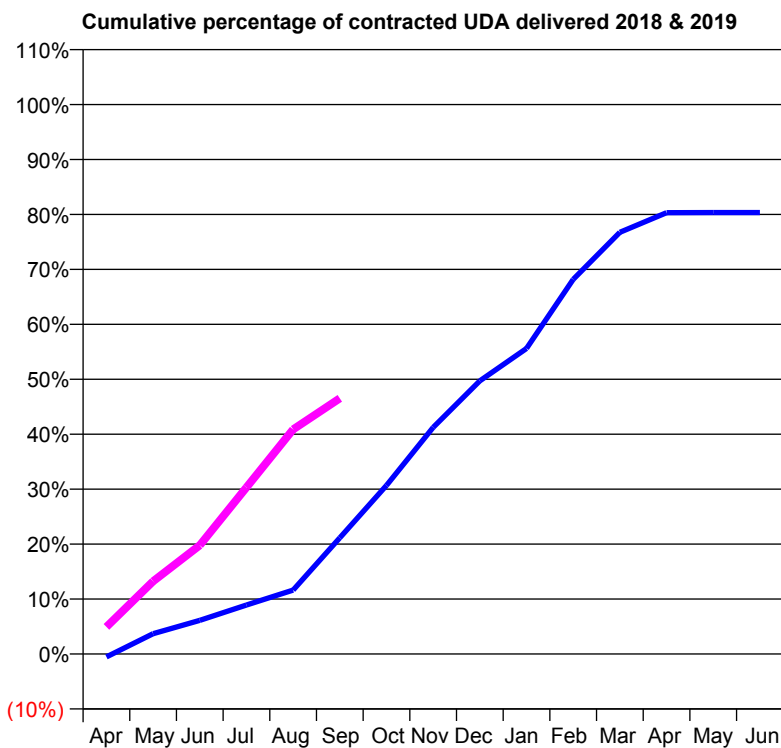
18/19 Contracted general activity (UDA)	15,642
Carry forward general activity (UDA)	0
18/19 Contracted orthodontic activity (UOA)	0
Carry forward orthodontic activity (UOA)	0
Baseline contract value	£367,901.52

ACCESS*

Patients seen in 24 months	Total	Change since previous quarter
Quarter ending September 2017	5,236	
Quarter ending December 2017	5,197	→
Quarter ending March 2018	5,117	↓
Quarter ending June 2018	5,019	↓
Quarter ending September 2018	4,992	→
Variance since September 2017	(4.7%)	↓



ACTIVITY



Month	Adjusted Scheduled Activity (UDA)	
	2018	2019
April	-78	773
May	530	2,072
June	878	3,094
July	1,278	4,741
August	1,667	6,394
September	3,028	7,280
October	4,392	
November	5,905	
December	7,115	
January	7,959	
February	9,761	
March	10,987	
April	11,495	
May	11,499	
June	11,501	

QUALITY

	Quantity	Base Number	Contract	AT	Region	England
% of FP17s for the same patient ID Re-attending within 3 months - Children	65	1,213	5.4%	10.6%	11.4%	11.6%
% of FP17s for the same patient ID Re-attending within 3 months - Adults	318	2,598	12.2%	14.0%	15.0%	15.5%
% of FP17s for the same patient ID Re-attending between 3 & 9 months - Children	774	1,213	63.8%	59.8%	59.9%	58.8%
% of FP17s for the same patient ID Re-attending between 3 & 9 months - Adults	1,424	2,598	54.8%	49.1%	52.0%	51.1%
% of FP17s for Band 1 Urgent Courses	186	3,591	5.2%	9.1%	8.0%	9.0%
% of FP17s Relating to Free Repair or Replacements	20	3,591	0.6%	0.7%	0.8%	0.8%
% of FP17s Relating to Continuations	51	3,591	1.4%	1.0%	0.9%	0.9%
% of Patients satisfied with the dentistry they have received	6	8	N/A	93.6%	93.5%	93.3%
% of Patients satisfied with the time they had to wait for an appointment	8	8	N/A	88.4%	89.1%	88.9%

* This is based on patients treated on this contract for their most recent course of treatment. Figures in italics indicate the base number of FP17s or Patient Questionnaire responses are less than 100. N/A is shown where the base number of responses is less than 10 during the period. % is calculated as Quantity/Base number*100

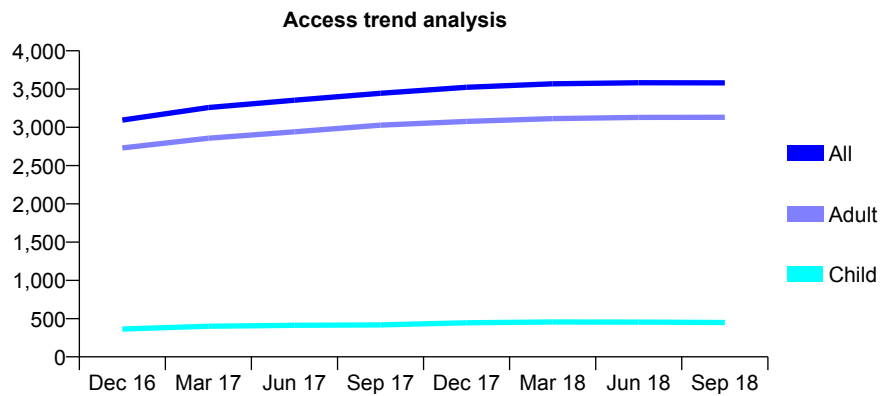
Q56 - Vital Signs At a Glance Contract Report for 153990/0001 - September 2018

Name or company name	Hunstanton Dental Practice
Contract type name	GDS Contract
Purpose of contract	General
Contract start date	31/10/2014
Contract end date	

18/19 Contracted general activity (UDA)	10,400
Carry forward general activity (UDA)	0
18/19 Contracted orthodontic activity (UOA)	0
Carry forward orthodontic activity (UOA)	0
Baseline contract value	£302,924.78

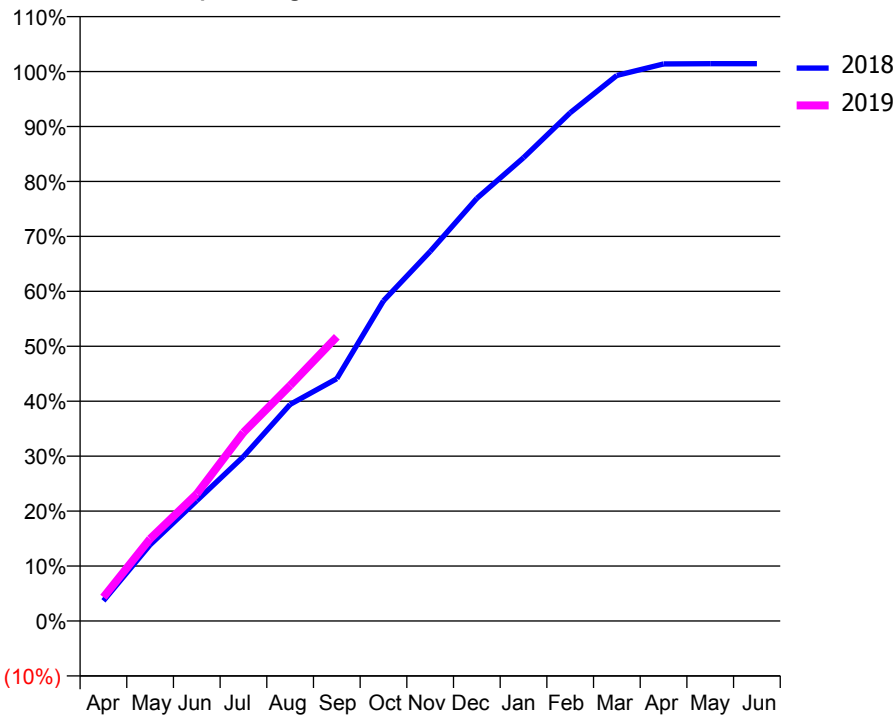
ACCESS*

Patients seen in 24 months	Total	Change since previous quarter
Quarter ending September 2017	3,445	
Quarter ending December 2017	3,523	↑
Quarter ending March 2018	3,569	→
Quarter ending June 2018	3,583	→
Quarter ending September 2018	3,580	→
Variance since September 2017	3.9%	↑



ACTIVITY

Cumulative percentage of contracted UDA delivered 2018 & 2019



Month	Adjusted Scheduled Activity (UDA)	
	2018	2019
April	381	450
May	1,442	1,556
June	2,278	2,407
July	3,113	3,571
August	4,100	4,458
September	4,587	5,380
October	6,061	
November	6,995	
December	7,998	
January	8,769	
February	9,618	
March	10,327	
April	10,544	
May	10,548	
June	10,549	

QUALITY

	Quantity	Base Number	Contract	AT	Region	England
% of FP17s for the same patient ID Re-attending within 3 months - Children	18	319	5.6%	10.6%	11.4%	11.6%
% of FP17s for the same patient ID Re-attending within 3 months - Adults	224	2,355	9.5%	14.0%	15.0%	15.5%
% of FP17s for the same patient ID Re-attending between 3 & 9 months - Children	220	319	69.0%	59.8%	59.9%	58.8%
% of FP17s for the same patient ID Re-attending between 3 & 9 months - Adults	1,412	2,355	60.0%	49.1%	52.0%	51.1%
% of FP17s for Band 1 Urgent Courses	83	2,565	3.2%	9.1%	8.0%	9.0%
% of FP17s Relating to Free Repair or Replacements	3	2,565	0.1%	0.7%	0.8%	0.8%
% of FP17s Relating to Continuations	18	2,565	0.7%	1.0%	0.9%	0.9%
% of Patients satisfied with the dentistry they have received	4	4	N/A	93.6%	93.5%	93.3%
% of Patients satisfied with the time they had to wait for an appointment	4	4	N/A	88.4%	89.1%	88.9%

* This is based on patients treated on this contract for their most recent course of treatment. Figures in italics indicate the base number of FP17s or Patient Questionnaire responses are less than 100. N/A is shown where the base number of responses is less than 10 during the period. % is calculated as Quantity/Base number*100

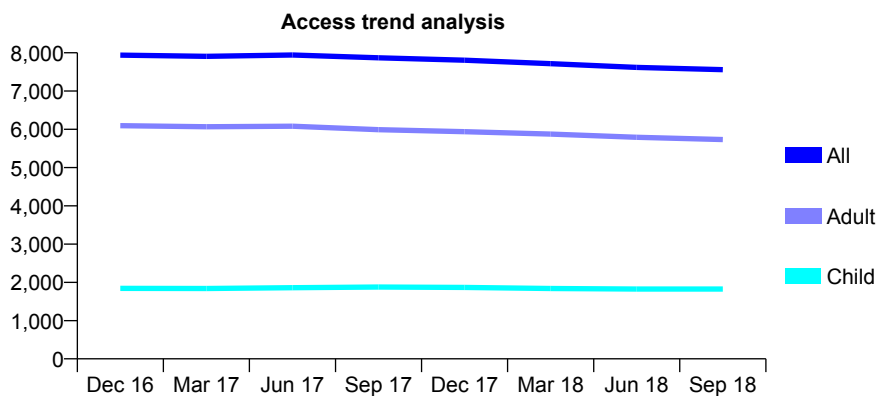
Q56 - Vital Signs At a Glance Contract Report for 154180/0001 - September 2018

Name or company name	Mr Abdel R Achour & Ms Stacey Gore
Contract type name	GDS Contract
Purpose of contract	General
Contract start date	01/03/2014
Contract end date	

18/19 Contracted general activity (UDA)	19,213
Carry forward general activity (UDA)	0
18/19 Contracted orthodontic activity (UOA)	0
Carry forward orthodontic activity (UOA)	0
Baseline contract value	£470,545.62

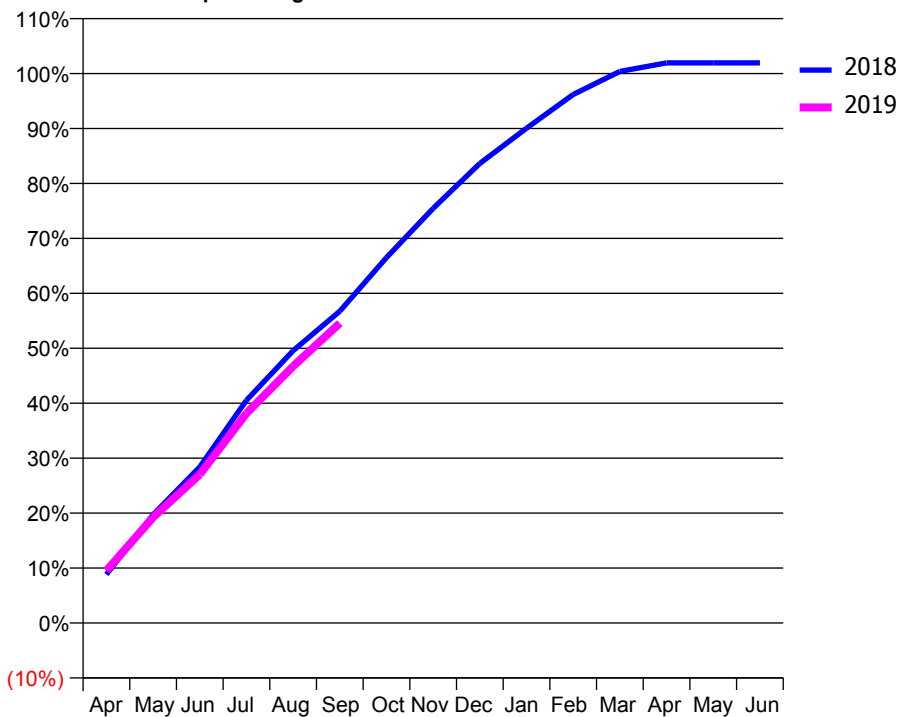
ACCESS*

Patients seen in 24 months	Total	Change since previous quarter
Quarter ending September 2017	7,869	
Quarter ending December 2017	7,806	→
Quarter ending March 2018	7,715	↓
Quarter ending June 2018	7,619	↓
Quarter ending September 2018	7,558	→
Variance since September 2017	(4.0%)	↓



ACTIVITY

Cumulative percentage of contracted UDA delivered 2018 & 2019



Month	Adjusted Scheduled Activity (UDA)	
	2018	2019
April	1,698	1,830
May	3,790	3,694
June	5,458	5,197
July	7,787	7,333
August	9,522	8,978
September	10,904	10,481
October	12,777	
November	14,498	
December	16,070	
January	17,302	
February	18,479	
March	19,284	
April	19,583	
May	19,585	
June	19,582	

QUALITY

	Quantity	Base Number	Contract	AT	Region	England
% of FP17s for the same patient ID Re-attending within 3 months - Children	117	1,506	7.8%	10.6%	11.4%	11.6%
% of FP17s for the same patient ID Re-attending within 3 months - Adults	367	3,533	10.4%	14.0%	15.0%	15.5%
% of FP17s for the same patient ID Re-attending between 3 & 9 months - Children	1,066	1,506	70.8%	59.8%	59.9%	58.8%
% of FP17s for the same patient ID Re-attending between 3 & 9 months - Adults	1,173	3,533	33.2%	49.1%	52.0%	51.1%
% of FP17s for Band 1 Urgent Courses	312	4,859	6.4%	9.1%	8.0%	9.0%
% of FP17s Relating to Free Repair or Replacements	50	4,859	1.0%	0.7%	0.8%	0.8%
% of FP17s Relating to Continuations	39	4,859	0.8%	1.0%	0.9%	0.9%
% of Patients satisfied with the dentistry they have received	4	4	N/A	93.6%	93.5%	93.3%
% of Patients satisfied with the time they had to wait for an appointment	4	4	N/A	88.4%	89.1%	88.9%

* This is based on patients treated on this contract for their most recent course of treatment. Figures in italics indicate the base number of FP17s or Patient Questionnaire responses are less than 100. N/A is shown where the base number of responses is less than 10 during the period. % is calculated as Quantity/Base number*100

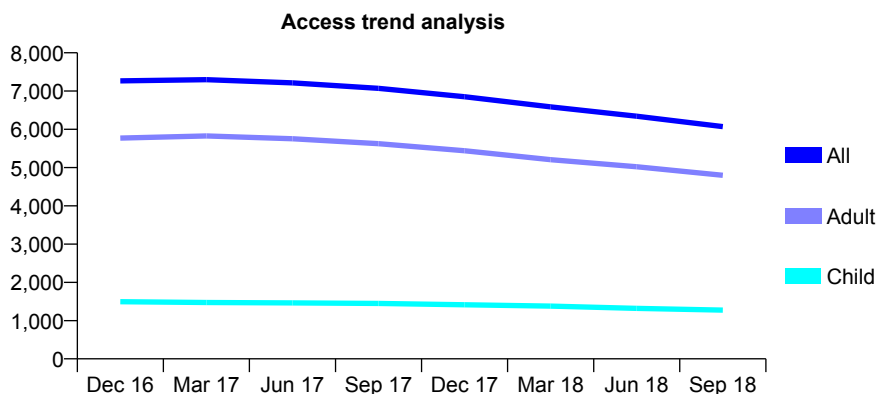
Q56 - Vital Signs At a Glance Contract Report for 155748/0001 - September 2018

Name or company name	Woodview Dental Health Dental Practice P:
Contract type name	GDS Contract
Purpose of contract	General
Contract start date	01/04/2014
Contract end date	

18/19 Contracted general activity (UDA)	21,000
Carry forward general activity (UDA)	0
18/19 Contracted orthodontic activity (UOA)	0
Carry forward orthodontic activity (UOA)	0
Baseline contract value	£554,061.33

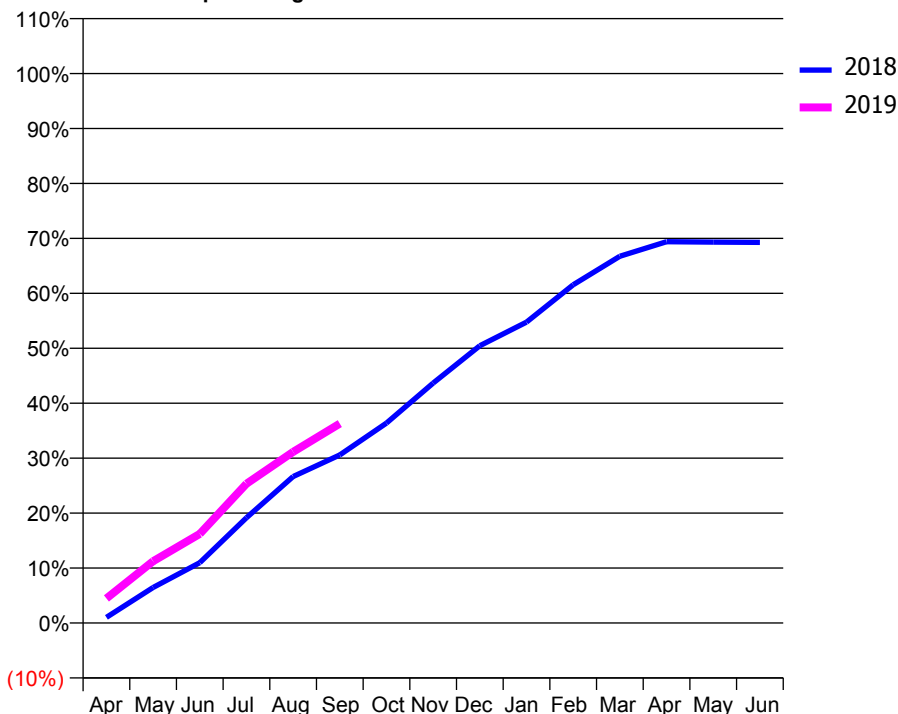
ACCESS*

Patients seen in 24 months	Total	Change since previous quarter
Quarter ending September 2017	7,072	
Quarter ending December 2017	6,851	↓
Quarter ending March 2018	6,587	↓
Quarter ending June 2018	6,341	↓
Quarter ending September 2018	6,071	↓
Variance since September 2017	(14.2%)	↓



ACTIVITY

Cumulative percentage of contracted UDA delivered 2018 & 2019



Adjusted Scheduled Activity (UDA)

Month	2018	2019
April	250	941
May	1,581	2,362
June	2,678	3,409
July	4,679	5,324
August	6,504	6,541
September	7,466	7,620
October	8,884	
November	10,657	
December	12,314	
January	13,365	
February	15,022	
March	16,291	
April	16,935	
May	16,920	
June	16,908	

QUALITY

	Quantity	Base Number	Contract	AT	Region	England
% of FP17s for the same patient ID Re-attending within 3 months - Children	28	781	3.6%	10.6%	11.4%	11.6%
% of FP17s for the same patient ID Re-attending within 3 months - Adults	239	2,785	8.6%	14.0%	15.0%	15.5%
% of FP17s for the same patient ID Re-attending between 3 & 9 months - Children	509	781	65.2%	59.8%	59.9%	58.8%
% of FP17s for the same patient ID Re-attending between 3 & 9 months - Adults	1,609	2,785	57.8%	49.1%	52.0%	51.1%
% of FP17s for Band 1 Urgent Courses	79	3,360	2.4%	9.1%	8.0%	9.0%
% of FP17s Relating to Free Repair or Replacements	11	3,360	0.3%	0.7%	0.8%	0.8%
% of FP17s Relating to Continuations	39	3,360	1.2%	1.0%	0.9%	0.9%
% of Patients satisfied with the dentistry they have received	2	3	N/A	93.6%	93.5%	93.3%
% of Patients satisfied with the time they had to wait for an appointment	3	3	N/A	88.4%	89.1%	88.9%

* This is based on patients treated on this contract for their most recent course of treatment. Figures in italics indicate the base number of FP17s or Patient Questionnaire responses are less than 100. N/A is shown where the base number of responses is less than 10 during the period. % is calculated as Quantity/Base number*100

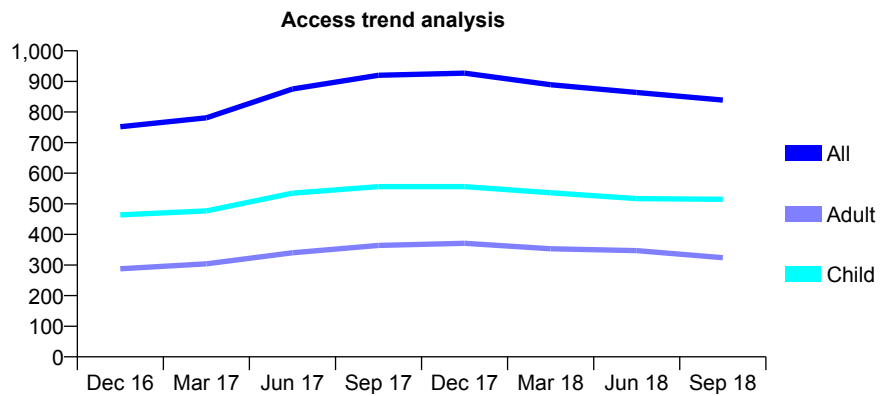
Q56 - Vital Signs At a Glance Contract Report for 157635/0001 - September 2018

Name or company name	Friars Street Dental Ltd
Contract type name	GDS Contract
Purpose of contract	General and Orthodontic
Contract start date	01/11/2015
Contract end date	

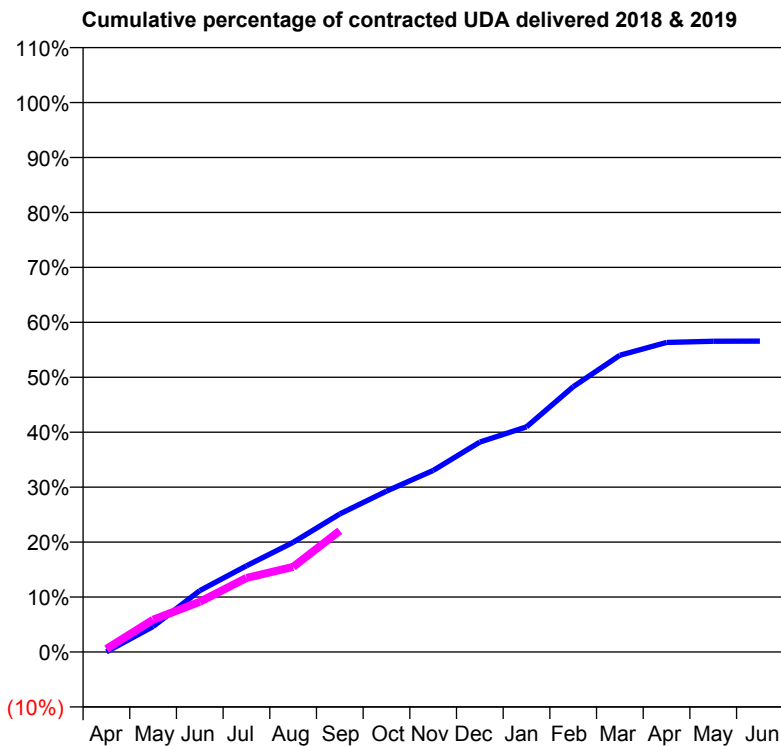
18/19 Contracted general activity (UDA)	2,500
Carry forward general activity (UDA)	0
18/19 Contracted orthodontic activity (UOA)	2,022
Carry forward orthodontic activity (UOA)	0
Baseline contract value	£186,107.00

ACCESS*

Patients seen in 24 months	Total	Change since previous quarter
Quarter ending September 2017	920	
Quarter ending December 2017	927	→
Quarter ending March 2018	889	↓
Quarter ending June 2018	864	↓
Quarter ending September 2018	839	↓
Variance since September 2017	(8.8%)	↓



ACTIVITY



Month	Adjusted Scheduled Activity (UDA)	
	2018	2019
April	1	14
May	116	147
June	279	228
July	392	337
August	499	387
September	628	552
October	732	
November	826	
December	955	
January	1,024	
February	1,207	
March	1,350	
April	1,408	
May	1,414	
June	1,415	

QUALITY

	Quantity	Base Number	Contract	AT	Region	England
% of FP17s for the same patient ID Re-attending within 3 months - Children	39	461	8.5%	10.6%	11.4%	11.6%
% of FP17s for the same patient ID Re-attending within 3 months - Adults	11	167	6.6%	14.0%	15.0%	15.5%
% of FP17s for the same patient ID Re-attending between 3 & 9 months - Children	209	461	45.3%	59.8%	59.9%	58.8%
% of FP17s for the same patient ID Re-attending between 3 & 9 months - Adults	89	167	53.3%	49.1%	52.0%	51.1%
% of FP17s for Band 1 Urgent Courses	15	422	3.6%	9.1%	8.0%	9.0%
% of FP17s Relating to Free Repair or Replacements	0	422	0.0%	0.7%	0.8%	0.8%
% of FP17s Relating to Continuations	0	422	0.0%	1.0%	0.9%	0.9%
% of Patients satisfied with the dentistry they have received	0	0	N/A	93.6%	93.5%	93.3%
% of Patients satisfied with the time they had to wait for an appointment	0	0	N/A	88.4%	89.1%	88.9%

* This is based on patients treated on this contract for their most recent course of treatment. Figures in italics indicate the base number of FP17s or Patient Questionnaire responses are less than 100. N/A is shown where the base number of responses is less than 10 during the period. % is calculated as Quantity/Base number*100

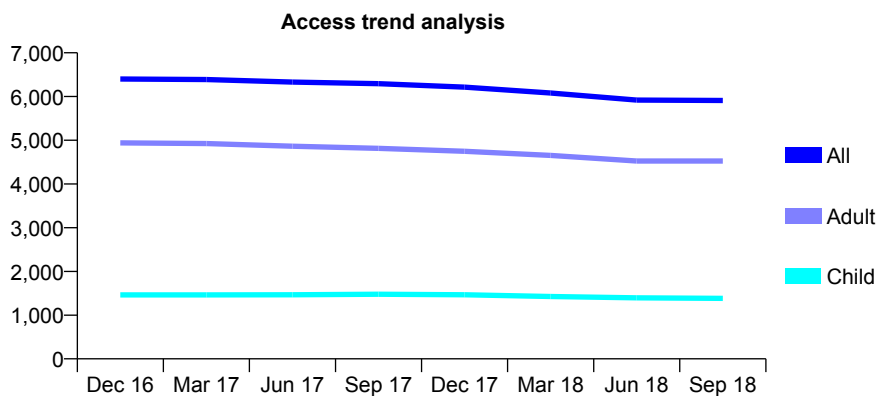
Q56 - Vital Signs At a Glance Contract Report for 158194/0023 - September 2018

Name or company name	Denticare Ltd
Contract type name	GDS Contract
Purpose of contract	General
Contract start date	01/06/2009
Contract end date	

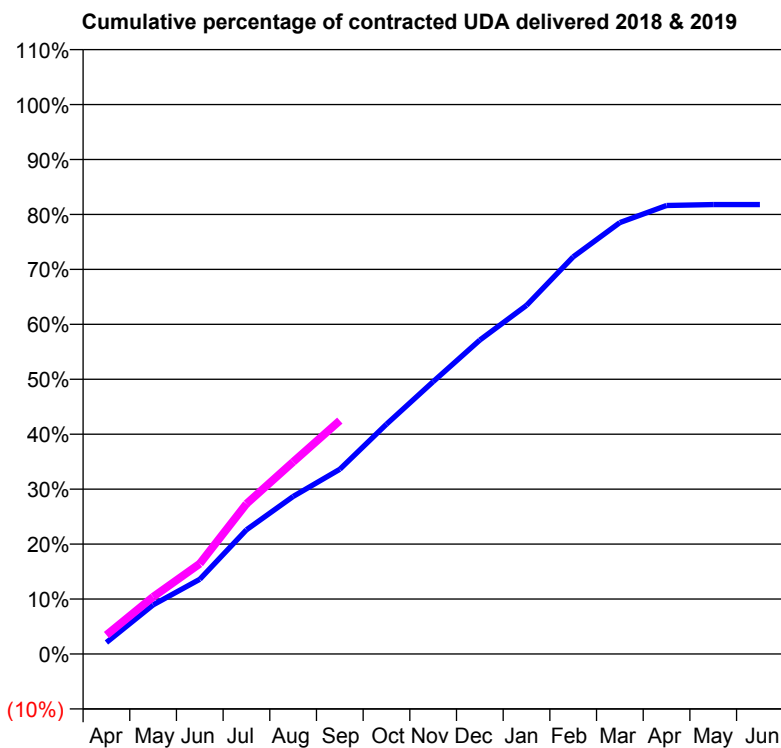
18/19 Contracted general activity (UDA)	14,965
Carry forward general activity (UDA)	0
18/19 Contracted orthodontic activity (UOA)	0
Carry forward orthodontic activity (UOA)	0
Baseline contract value	£358,263.11

ACCESS*

Patients seen in 24 months	Total	Change since previous quarter
Quarter ending September 2017	6,293	
Quarter ending December 2017	6,214	↓
Quarter ending March 2018	6,080	↓
Quarter ending June 2018	5,920	↓
Quarter ending September 2018	5,909	→
Variance since September 2017	(6.1%)	↓



ACTIVITY



Month	Adjusted Scheduled Activity (UDA)	
	2018	2019
April	315	516
May	1,337	1,556
June	2,034	2,459
July	3,383	4,092
August	4,290	5,232
September	5,030	6,358
October	6,257	
November	7,417	
December	8,550	
January	9,495	
February	10,818	
March	11,749	
April	12,216	
May	12,238	
June	12,241	

QUALITY

	Quantity	Base Number	Contract	AT	Region	England
% of FP17s for the same patient ID Re-attending within 3 months - Children	30	897	3.3%	10.6%	11.4%	11.6%
% of FP17s for the same patient ID Re-attending within 3 months - Adults	349	2,836	12.3%	14.0%	15.0%	15.5%
% of FP17s for the same patient ID Re-attending between 3 & 9 months - Children	500	897	55.7%	59.8%	59.9%	58.8%
% of FP17s for the same patient ID Re-attending between 3 & 9 months - Adults	1,076	2,836	37.9%	49.1%	52.0%	51.1%
% of FP17s for Band 1 Urgent Courses	275	3,472	7.9%	9.1%	8.0%	9.0%
% of FP17s Relating to Free Repair or Replacements	25	3,472	0.7%	0.7%	0.8%	0.8%
% of FP17s Relating to Continuations	46	3,472	1.3%	1.0%	0.9%	0.9%
% of Patients satisfied with the dentistry they have received	2	2	N/A	93.6%	93.5%	93.3%
% of Patients satisfied with the time they had to wait for an appointment	1	2	N/A	88.4%	89.1%	88.9%

* This is based on patients treated on this contract for their most recent course of treatment. Figures in italics indicate the base number of FP17s or Patient Questionnaire responses are less than 100. N/A is shown where the base number of responses is less than 10 during the period. % is calculated as Quantity/Base number*100

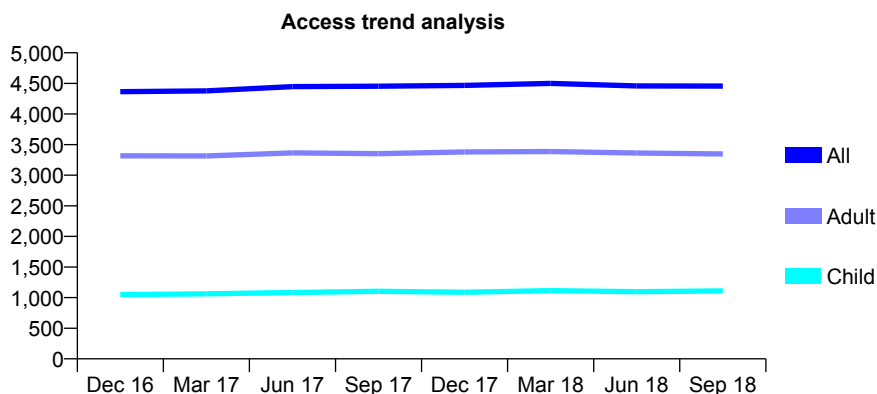
Q56 - Vital Signs At a Glance Contract Report for 158194/0025 - September 2018

Name or company name	Denticare Ltd
Contract type name	GDS Contract
Purpose of contract	General
Contract start date	12/04/2010
Contract end date	

18/19 Contracted general activity (UDA)	12,000
Carry forward general activity (UDA)	0
18/19 Contracted orthodontic activity (UOA)	0
Carry forward orthodontic activity (UOA)	0
Baseline contract value	£294,544.36

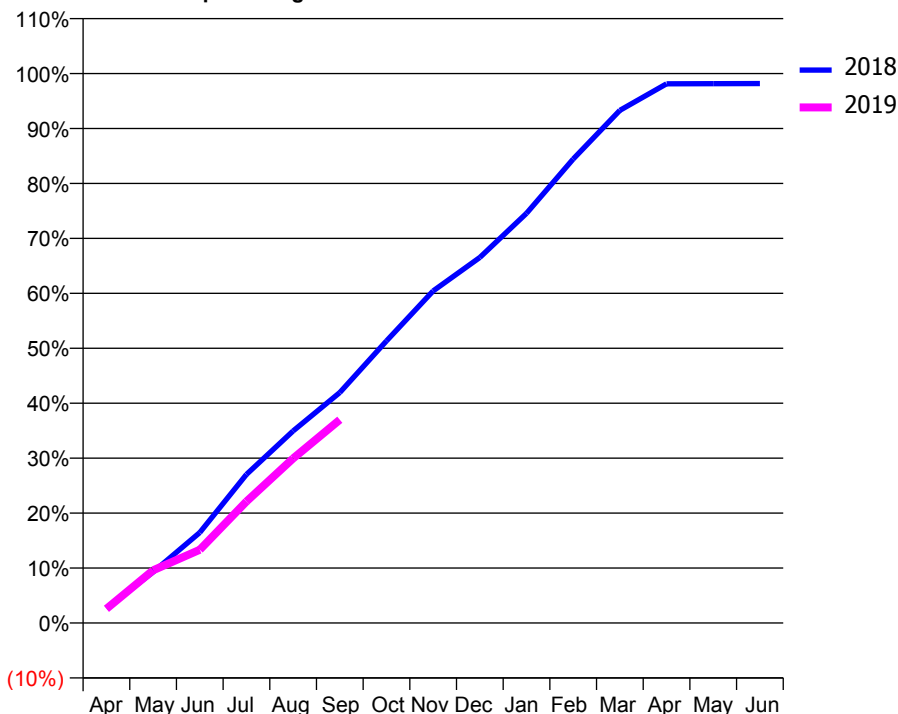
ACCESS*

Patients seen in 24 months	Total	Change since previous quarter
Quarter ending September 2017	4,455	
Quarter ending December 2017	4,468	→
Quarter ending March 2018	4,501	→
Quarter ending June 2018	4,458	→
Quarter ending September 2018	4,457	→
Variance since September 2017	0.0%	→



ACTIVITY

Cumulative percentage of contracted UDA delivered 2018 & 2019



Month	Adjusted Scheduled Activity (UDA)	
	2018	2019
April	328	311
May	1,115	1,153
June	1,976	1,599
July	3,245	2,653
August	4,194	3,596
September	5,034	4,438
October	6,159	
November	7,252	
December	7,984	
January	8,948	
February	10,132	
March	11,196	
April	11,774	
May	11,777	
June	11,781	

QUALITY

	Quantity	Base Number	Contract	AT	Region	England
% of FP17s for the same patient ID Re-attending within 3 months - Children	39	704	5.5%	10.6%	11.4%	11.6%
% of FP17s for the same patient ID Re-attending within 3 months - Adults	223	1,901	11.7%	14.0%	15.0%	15.5%
% of FP17s for the same patient ID Re-attending between 3 & 9 months - Children	415	704	58.9%	59.8%	59.9%	58.8%
% of FP17s for the same patient ID Re-attending between 3 & 9 months - Adults	860	1,901	45.2%	49.1%	52.0%	51.1%
% of FP17s for Band 1 Urgent Courses	235	2,409	9.8%	9.1%	8.0%	9.0%
% of FP17s Relating to Free Repair or Replacements	16	2,409	0.7%	0.7%	0.8%	0.8%
% of FP17s Relating to Continuations	29	2,409	1.2%	1.0%	0.9%	0.9%
% of Patients satisfied with the dentistry they have received	1	1	N/A	93.6%	93.5%	93.3%
% of Patients satisfied with the time they had to wait for an appointment	1	1	N/A	88.4%	89.1%	88.9%

* This is based on patients treated on this contract for their most recent course of treatment. Figures in italics indicate the base number of FP17s or Patient Questionnaire responses are less than 100. N/A is shown where the base number of responses is less than 10 during the period. % is calculated as Quantity/Base number*100

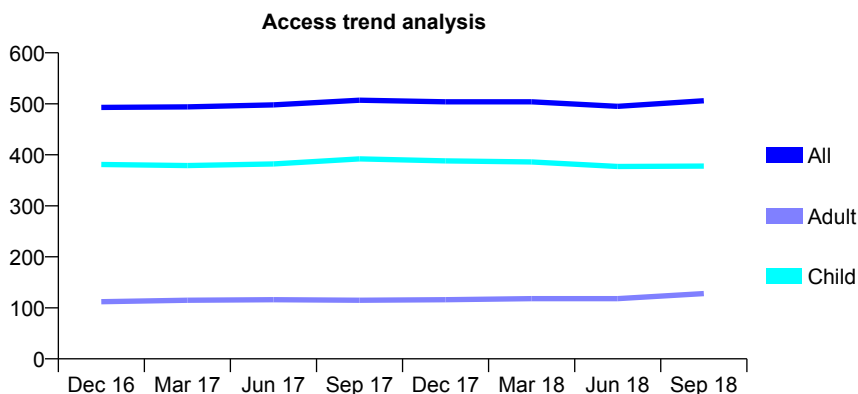
Q56 - Vital Signs At a Glance Contract Report for 158976/0001 - September 2018

Name or company name	Tuddenham Road Dental Surgery
Contract type name	PDS Contract
Purpose of contract	General
Contract start date	01/04/2012
Contract end date	31/03/2019

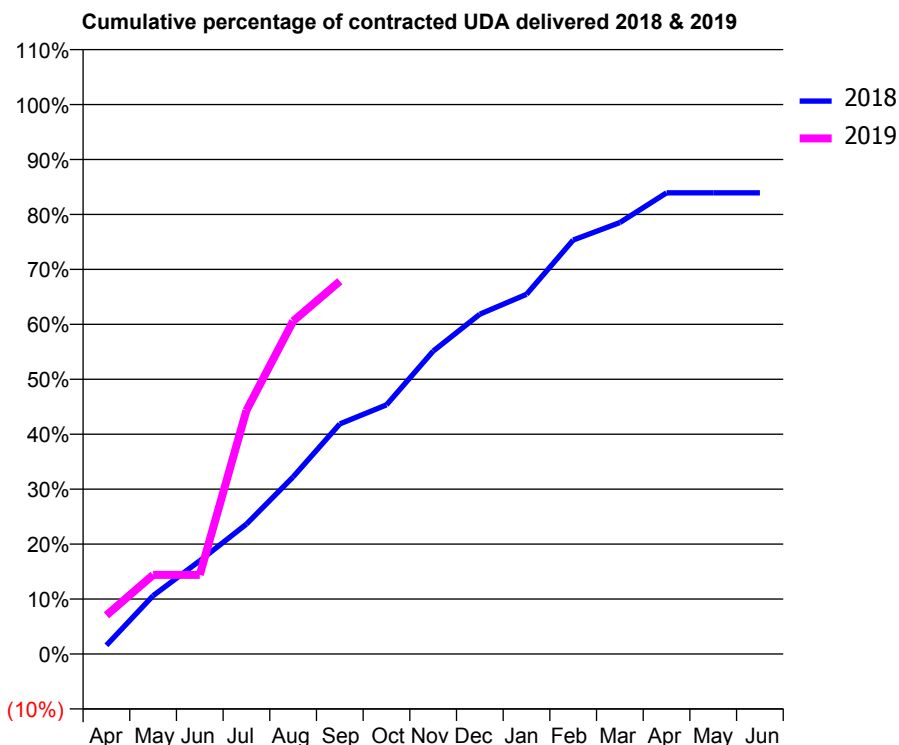
18/19 Contracted general activity (UDA)	666
Carry forward general activity (UDA)	0
18/19 Contracted orthodontic activity (UOA)	0
Carry forward orthodontic activity (UOA)	0
Baseline contract value	£14,866.06

ACCESS*

Patients seen in 24 months	Total	Change since previous quarter
Quarter ending September 2017	507	
Quarter ending December 2017	504	→
Quarter ending March 2018	504	→
Quarter ending June 2018	495	↓
Quarter ending September 2018	506	↑
Variance since September 2017	(0.2%)	→



ACTIVITY



Month	Adjusted Scheduled Activity (UDA)	
	2018	2019
April	21	47
May	141	96
June	226	96
July	315	295
August	429	403
September	557	452
October	604	
November	734	
December	823	
January	871	
February	1,003	
March	1,045	
April	1,117	
May	1,117	
June	1,117	

QUALITY

	Quantity	Base Number	Contract	AT	Region	England
% of FP17s for the same patient ID Re-attending within 3 months - Children	19	322	5.9%	10.6%	11.4%	11.6%
% of FP17s for the same patient ID Re-attending within 3 months - Adults	7	70	10.0%	14.0%	15.0%	15.5%
% of FP17s for the same patient ID Re-attending between 3 & 9 months - Children	217	322	67.4%	59.8%	59.9%	58.8%
% of FP17s for the same patient ID Re-attending between 3 & 9 months - Adults	45	70	64.3%	49.1%	52.0%	51.1%
% of FP17s for Band 1 Urgent Courses	9	349	2.6%	9.1%	8.0%	9.0%
% of FP17s Relating to Free Repair or Replacements	0	349	0.0%	0.7%	0.8%	0.8%
% of FP17s Relating to Continuations	2	349	0.6%	1.0%	0.9%	0.9%
% of Patients satisfied with the dentistry they have received	0	0	N/A	93.6%	93.5%	93.3%
% of Patients satisfied with the time they had to wait for an appointment	0	0	N/A	88.4%	89.1%	88.9%

* This is based on patients treated on this contract for their most recent course of treatment. Figures in italics indicate the base number of FP17s or Patient Questionnaire responses are less than 100. N/A is shown where the base number of responses is less than 10 during the period. % is calculated as Quantity/Base number*100

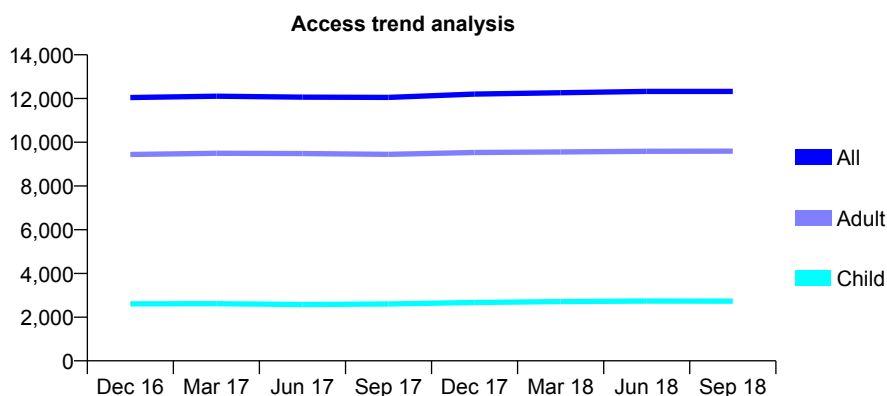
Q56 - Vital Signs At a Glance Contract Report for 159751/0001 - September 2018

Name or company name	1A Group Dental Practice Partnership
Contract type name	GDS Contract
Purpose of contract	General
Contract start date	01/07/2011
Contract end date	

18/19 Contracted general activity (UDA)	30,813
Carry forward general activity (UDA)	0
18/19 Contracted orthodontic activity (UOA)	0
Carry forward orthodontic activity (UOA)	0
Baseline contract value	£890,235.24

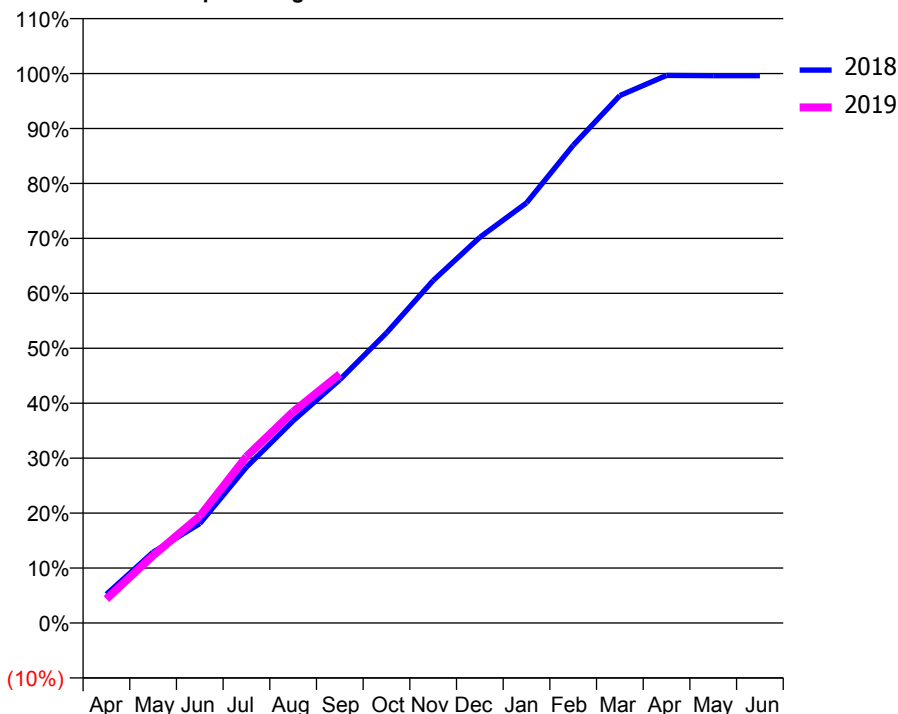
ACCESS*

Patients seen in 24 months	Total	Change since previous quarter
Quarter ending September 2017	12,050	
Quarter ending December 2017	12,205	→
Quarter ending March 2018	12,265	→
Quarter ending June 2018	12,325	→
Quarter ending September 2018	12,327	→
Variance since September 2017	2.3%	↑



ACTIVITY

Cumulative percentage of contracted UDA delivered 2018 & 2019



Adjusted Scheduled Activity (UDA)

Month	2018	2019
April	1,612	1,346
May	3,976	3,789
June	5,574	5,996
July	8,748	9,339
August	11,338	11,850
September	13,646	13,954
October	16,264	
November	19,204	
December	21,627	
January	23,555	
February	26,791	
March	29,575	
April	30,705	
May	30,694	
June	30,689	

QUALITY

	Quantity	Base Number	Contract	AT	Region	England
% of FP17s for the same patient ID Re-attending within 3 months - Children	138	2,074	6.7%	10.6%	11.4%	11.6%
% of FP17s for the same patient ID Re-attending within 3 months - Adults	639	6,166	10.4%	14.0%	15.0%	15.5%
% of FP17s for the same patient ID Re-attending between 3 & 9 months - Children	1,133	2,074	54.6%	59.8%	59.9%	58.8%
% of FP17s for the same patient ID Re-attending between 3 & 9 months - Adults	2,687	6,166	43.6%	49.1%	52.0%	51.1%
% of FP17s for Band 1 Urgent Courses	398	7,337	5.4%	9.1%	8.0%	9.0%
% of FP17s Relating to Free Repair or Replacements	52	7,337	0.7%	0.7%	0.8%	0.8%
% of FP17s Relating to Continuations	92	7,337	1.3%	1.0%	0.9%	0.9%
% of Patients satisfied with the dentistry they have received	6	8	N/A	93.6%	93.5%	93.3%
% of Patients satisfied with the time they had to wait for an appointment	6	8	N/A	88.4%	89.1%	88.9%

* This is based on patients treated on this contract for their most recent course of treatment. Figures in italics indicate the base number of FP17s or Patient Questionnaire responses are less than 100. N/A is shown where the base number of responses is less than 10 during the period. % is calculated as Quantity/Base number*100

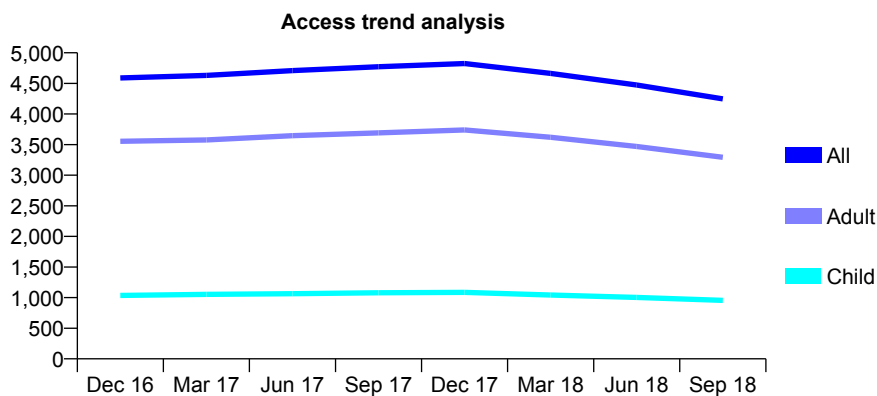
Q56 - Vital Signs At a Glance Contract Report for 159875/0001 - September 2018

Name or company name	Mazdak Eyrumlu and Honar Shakir
Contract type name	GDS Contract
Purpose of contract	General
Contract start date	01/07/2011
Contract end date	

18/19 Contracted general activity (UDA)	16,500
Carry forward general activity (UDA)	0
18/19 Contracted orthodontic activity (UOA)	0
Carry forward orthodontic activity (UOA)	0
Baseline contract value	£415,334.93

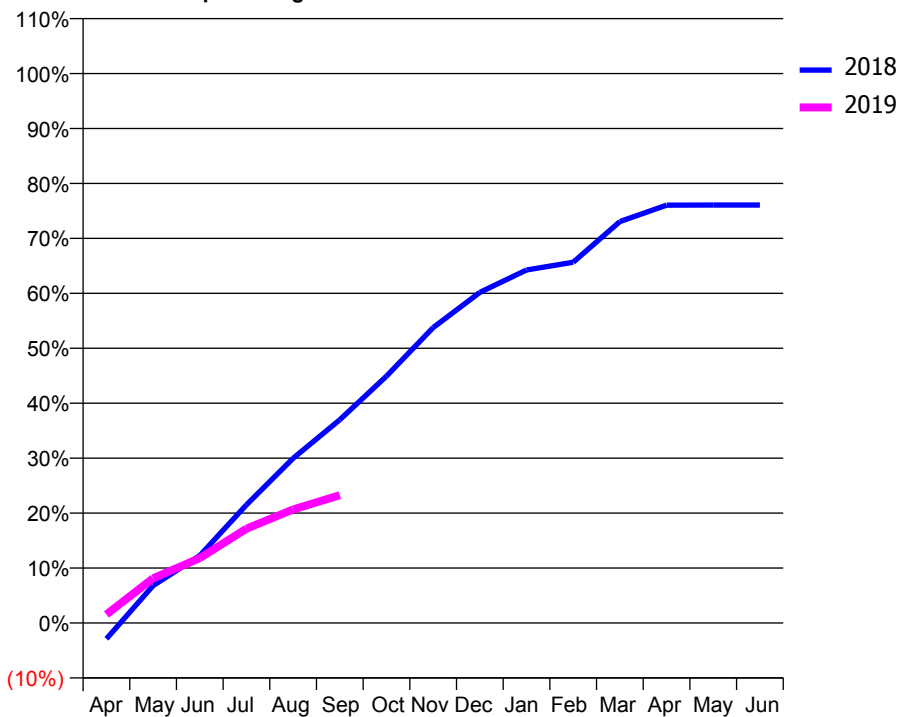
ACCESS*

Patients seen in 24 months	Total	Change since previous quarter
Quarter ending September 2017	4,772	
Quarter ending December 2017	4,825	→
Quarter ending March 2018	4,663	↓
Quarter ending June 2018	4,473	↓
Quarter ending September 2018	4,247	↓
Variance since September 2017	(11.0%)	↓



ACTIVITY

Cumulative percentage of contracted UDA delivered 2018 & 2019



Month	Adjusted Scheduled Activity (UDA)	
	2018	2019
April	-478	260
May	1,125	1,343
June	2,025	1,946
July	3,549	2,832
August	4,948	3,411
September	6,102	3,837
October	7,414	
November	8,870	
December	9,927	
January	10,603	
February	10,833	
March	12,053	
April	12,545	
May	12,551	
June	12,551	

QUALITY

	Quantity	Base Number	Contract	AT	Region	England
% of FP17s for the same patient ID Re-attending within 3 months - Children	36	472	7.6%	10.6%	11.4%	11.6%
% of FP17s for the same patient ID Re-attending within 3 months - Adults	173	1,475	11.7%	14.0%	15.0%	15.5%
% of FP17s for the same patient ID Re-attending between 3 & 9 months - Children	275	472	58.3%	59.8%	59.9%	58.8%
% of FP17s for the same patient ID Re-attending between 3 & 9 months - Adults	762	1,475	51.7%	49.1%	52.0%	51.1%
% of FP17s for Band 1 Urgent Courses	171	1,743	9.8%	9.1%	8.0%	9.0%
% of FP17s Relating to Free Repair or Replacements	27	1,743	1.5%	0.7%	0.8%	0.8%
% of FP17s Relating to Continuations	26	1,743	1.5%	1.0%	0.9%	0.9%
% of Patients satisfied with the dentistry they have received	1	1	N/A	93.6%	93.5%	93.3%
% of Patients satisfied with the time they had to wait for an appointment	1	1	N/A	88.4%	89.1%	88.9%

* This is based on patients treated on this contract for their most recent course of treatment. Figures in italics indicate the base number of FP17s or Patient Questionnaire responses are less than 100. N/A is shown where the base number of responses is less than 10 during the period. % is calculated as Quantity/Base number*100

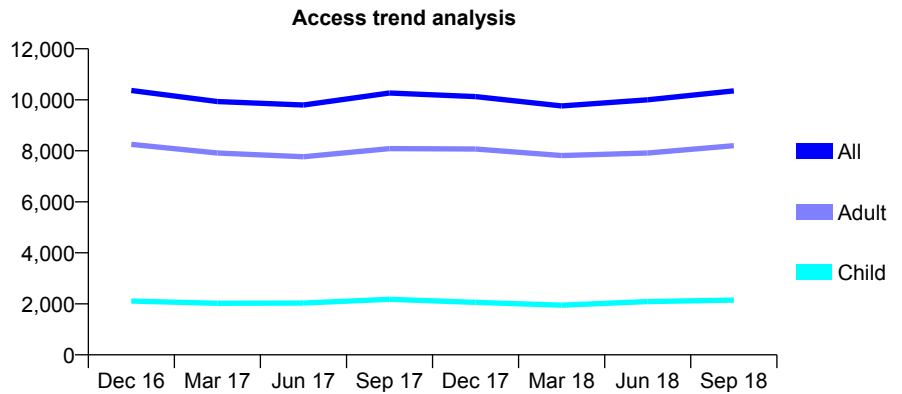
Q56 - Vital Signs At a Glance Contract Report for 162833/0001 - September 2018

Name or company name	Parish Vaid & Snehal Radia & Sanjay Shah
Contract type name	GDS Contract
Purpose of contract	General
Contract start date	01/11/2013
Contract end date	

18/19 Contracted general activity (UDA)	31,173
Carry forward general activity (UDA)	0
18/19 Contracted orthodontic activity (UOA)	0
Carry forward orthodontic activity (UOA)	0
Baseline contract value	£955,183.20

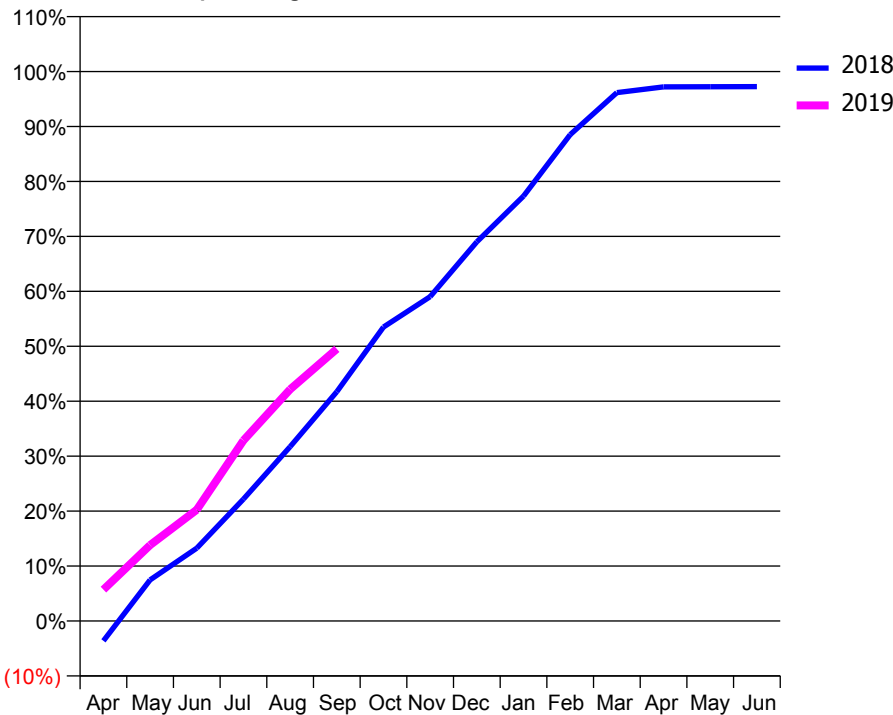
ACCESS*

Patients seen in 24 months	Total	Change since previous quarter
Quarter ending September 2017	10,266	
Quarter ending December 2017	10,128	↓
Quarter ending March 2018	9,761	↓
Quarter ending June 2018	9,999	↑
Quarter ending September 2018	10,349	↑
Variance since September 2017	0.8%	→



ACTIVITY

Cumulative percentage of contracted UDA delivered 2018 & 2019



Month	Adjusted Scheduled Activity (UDA)	
	2018	2019
April	-1,134	1,778
May	2,337	4,306
June	4,137	6,316
July	6,916	10,247
August	9,893	13,146
September	13,010	15,439
October	16,674	
November	18,403	
December	21,511	
January	24,105	
February	27,591	
March	29,977	
April	30,304	
May	30,310	
June	30,314	

QUALITY

	Quantity	Base Number	Contract	AT	Region	England
% of FP17s for the same patient ID Re-attending within 3 months - Children	137	1,833	7.5%	10.6%	11.4%	11.6%
% of FP17s for the same patient ID Re-attending within 3 months - Adults	874	6,496	13.5%	14.0%	15.0%	15.5%
% of FP17s for the same patient ID Re-attending between 3 & 9 months - Children	914	1,833	49.9%	59.8%	59.9%	58.8%
% of FP17s for the same patient ID Re-attending between 3 & 9 months - Adults	2,913	6,496	44.8%	49.1%	52.0%	51.1%
% of FP17s for Band 1 Urgent Courses	1,484	8,176	18.2%	9.1%	8.0%	9.0%
% of FP17s Relating to Free Repair or Replacements	55	8,176	0.7%	0.7%	0.8%	0.8%
% of FP17s Relating to Continuations	53	8,176	0.6%	1.0%	0.9%	0.9%
% of Patients satisfied with the dentistry they have received	8	10	80.0%	93.6%	93.5%	93.3%
% of Patients satisfied with the time they had to wait for an appointment	9	10	90.0%	88.4%	89.1%	88.9%

* This is based on patients treated on this contract for their most recent course of treatment. Figures in italics indicate the base number of FP17s or Patient Questionnaire responses are less than 100. N/A is shown where the base number of responses is less than 10 during the period. % is calculated as Quantity/Base number*100

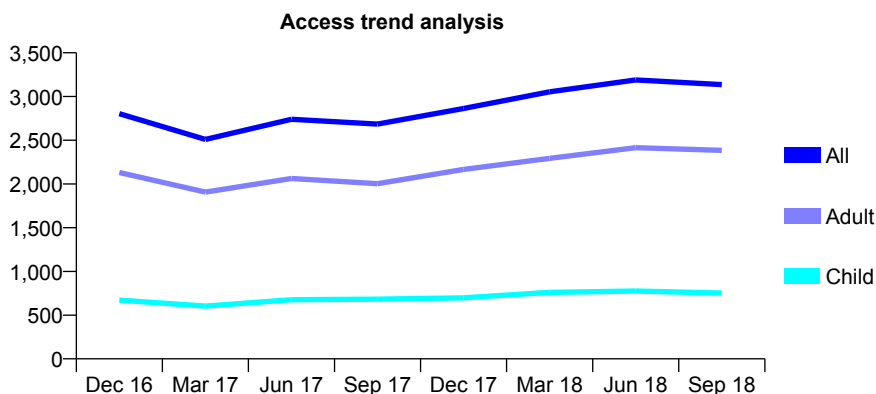
Q56 - Vital Signs At a Glance Contract Report for 162833/0002 - September 2018

Name or company name	Parish Vaid & Snehal Radia & Sanjay Shah
Contract type name	PDS Plus Contract
Purpose of contract	General
Contract start date	15/11/2013
Contract end date	31/03/2019

18/19 Contracted general activity (UDA)	8,000
Carry forward general activity (UDA)	0
18/19 Contracted orthodontic activity (UOA)	0
Carry forward orthodontic activity (UOA)	0
Baseline contract value	£158,330.29

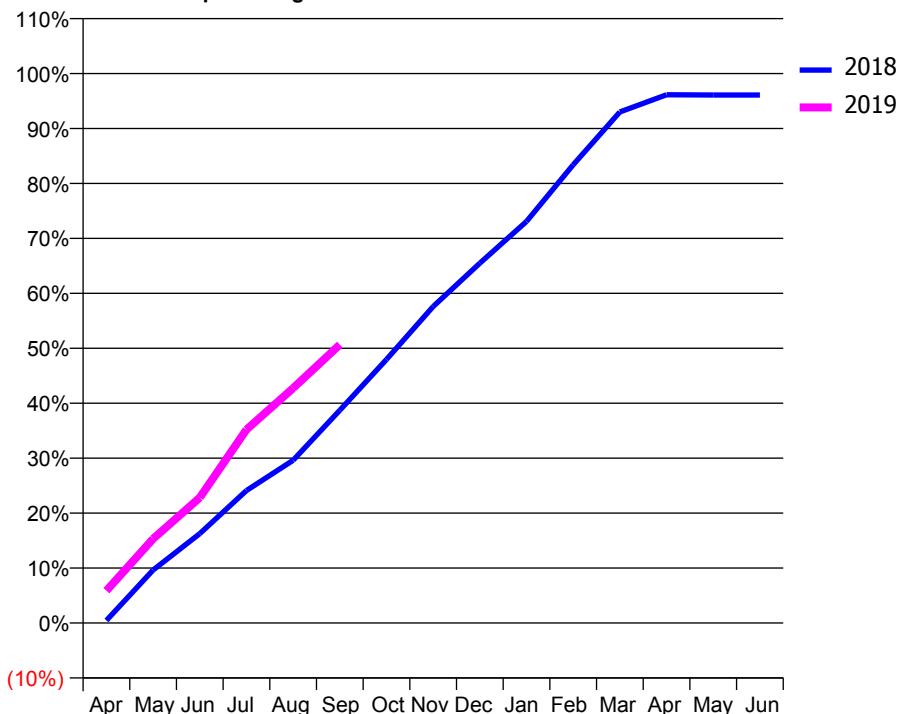
ACCESS*

Patients seen in 24 months	Total	Change since previous quarter
Quarter ending September 2017	2,685	
Quarter ending December 2017	2,863	↑
Quarter ending March 2018	3,054	↑
Quarter ending June 2018	3,190	↑
Quarter ending September 2018	3,137	↓
Variance since September 2017	16.8%	↑



ACTIVITY

Cumulative percentage of contracted UDA delivered 2018 & 2019



Adjusted Scheduled Activity (UDA)		
Month	2018	2019
April	37	472
May	773	1,226
June	1,302	1,825
July	1,928	2,816
August	2,369	3,419
September	3,097	4,052
October	3,837	
November	4,607	
December	5,239	
January	5,847	
February	6,672	
March	7,441	
April	7,691	
May	7,686	
June	7,686	

QUALITY

	Quantity	Base Number	Contract	AT	Region	England
% of FP17s for the same patient ID Re-attending within 3 months - Children	53	752	7.0%	10.6%	11.4%	11.6%
% of FP17s for the same patient ID Re-attending within 3 months - Adults	223	1,867	11.9%	14.0%	15.0%	15.5%
% of FP17s for the same patient ID Re-attending between 3 & 9 months - Children	503	752	66.9%	59.8%	59.9%	58.8%
% of FP17s for the same patient ID Re-attending between 3 & 9 months - Adults	825	1,867	44.2%	49.1%	52.0%	51.1%
% of FP17s for Band 1 Urgent Courses	201	2,504	8.0%	9.1%	8.0%	9.0%
% of FP17s Relating to Free Repair or Replacements	11	2,504	0.4%	0.7%	0.8%	0.8%
% of FP17s Relating to Continuations	45	2,504	1.8%	1.0%	0.9%	0.9%
% of Patients satisfied with the dentistry they have received	0	0	N/A	93.6%	93.5%	93.3%
% of Patients satisfied with the time they had to wait for an appointment	0	0	N/A	88.4%	89.1%	88.9%

* This is based on patients treated on this contract for their most recent course of treatment. Figures in italics indicate the base number of FP17s or Patient Questionnaire responses are less than 100. N/A is shown where the base number of responses is less than 10 during the period. % is calculated as Quantity/Base number*100

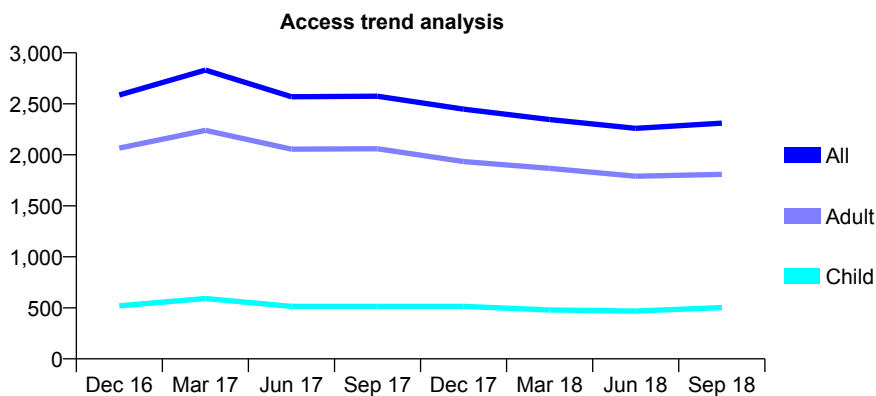
Q56 - Vital Signs At a Glance Contract Report for 162833/0003 - September 2018

Name or company name	Parish Vaid & Snehal Radia & Sanjay Shah
Contract type name	GDS Contract
Purpose of contract	General
Contract start date	15/11/2013
Contract end date	

18/19 Contracted general activity (UDA)	7,185
Carry forward general activity (UDA)	0
18/19 Contracted orthodontic activity (UOA)	0
Carry forward orthodontic activity (UOA)	0
Baseline contract value	£191,519.46

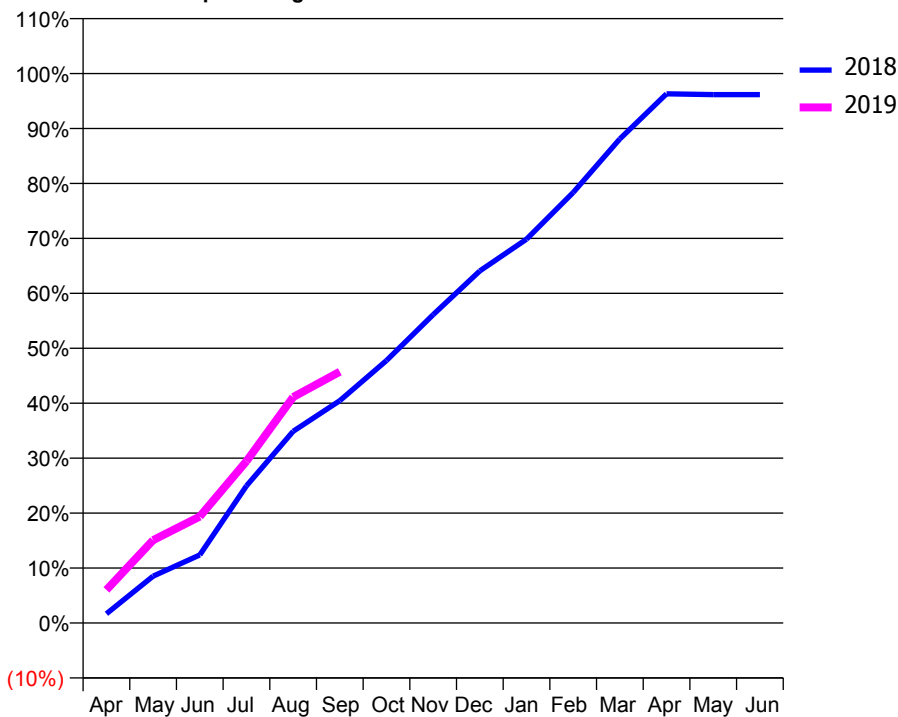
ACCESS*

Patients seen in 24 months	Total	Change since previous quarter
Quarter ending September 2017	2,574	
Quarter ending December 2017	2,448	↓
Quarter ending March 2018	2,346	↓
Quarter ending June 2018	2,259	↓
Quarter ending September 2018	2,310	↑
Variance since September 2017	(10.3%)	↓



ACTIVITY

Cumulative percentage of contracted UDA delivered 2018 & 2019



Adjusted Scheduled Activity (UDA)

Month	2018	2019
April	121	434
May	613	1,084
June	890	1,393
July	1,794	2,116
August	2,507	2,955
September	2,908	3,286
October	3,433	
November	4,032	
December	4,605	
January	5,019	
February	5,629	
March	6,331	
April	6,920	
May	6,909	
June	6,909	

QUALITY

	Quantity	Base Number	Contract	AT	Region	England
% of FP17s for the same patient ID Re-attending within 3 months - Children	16	424	3.8%	10.6%	11.4%	11.6%
% of FP17s for the same patient ID Re-attending within 3 months - Adults	147	1,486	9.9%	14.0%	15.0%	15.5%
% of FP17s for the same patient ID Re-attending between 3 & 9 months - Children	252	424	59.4%	59.8%	59.9%	58.8%
% of FP17s for the same patient ID Re-attending between 3 & 9 months - Adults	866	1,486	58.3%	49.1%	52.0%	51.1%
% of FP17s for Band 1 Urgent Courses	85	1,685	5.0%	9.1%	8.0%	9.0%
% of FP17s Relating to Free Repair or Replacements	17	1,685	1.0%	0.7%	0.8%	0.8%
% of FP17s Relating to Continuations	19	1,685	1.1%	1.0%	0.9%	0.9%
% of Patients satisfied with the dentistry they have received	4	4	N/A	93.6%	93.5%	93.3%
% of Patients satisfied with the time they had to wait for an appointment	4	4	N/A	88.4%	89.1%	88.9%

* This is based on patients treated on this contract for their most recent course of treatment. Figures in italics indicate the base number of FP17s or Patient Questionnaire responses are less than 100. N/A is shown where the base number of responses is less than 10 during the period. % is calculated as Quantity/Base number*100

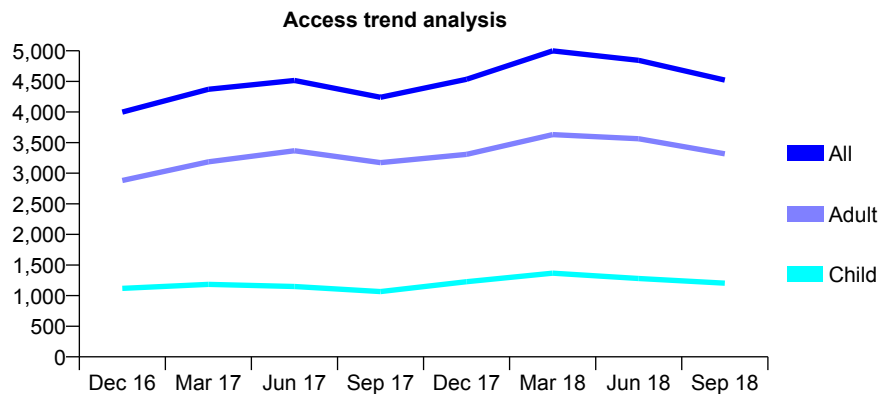
Q56 - Vital Signs At a Glance Contract Report for 162833/0004 - September 2018

Name or company name	Parish Vaid & Snehal Radia & Sanjay Shah
Contract type name	GDS Contract
Purpose of contract	General
Contract start date	15/11/2013
Contract end date	

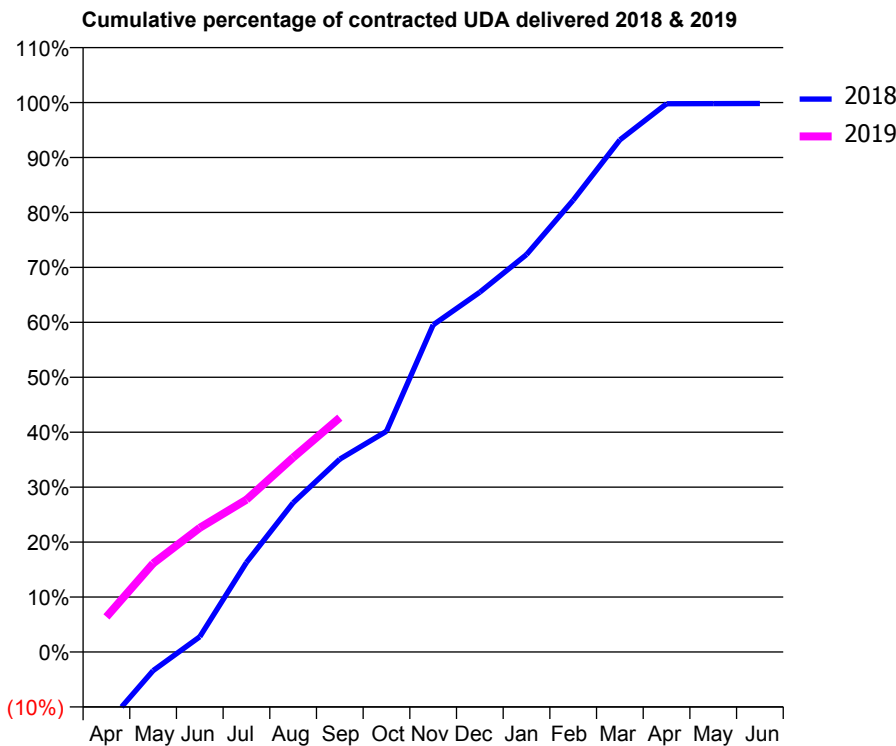
18/19 Contracted general activity (UDA)	14,285
Carry forward general activity (UDA)	0
18/19 Contracted orthodontic activity (UOA)	0
Carry forward orthodontic activity (UOA)	0
Baseline contract value	£372,529.88

ACCESS*

Patients seen in 24 months	Total	Change since previous quarter
Quarter ending September 2017	4,240	
Quarter ending December 2017	4,535	↑
Quarter ending March 2018	4,998	↑
Quarter ending June 2018	4,844	↓
Quarter ending September 2018	4,521	↓
Variance since September 2017	6.6%	↑



ACTIVITY



Month	Adjusted Scheduled Activity (UDA)	
	2018	2019
April	-1,886	912
May	-487	2,302
June	396	3,229
July	2,329	3,961
August	3,879	5,057
September	5,013	6,091
October	5,739	
November	8,504	
December	9,354	
January	10,331	
February	11,748	
March	13,313	
April	14,253	
May	14,254	
June	14,258	

QUALITY

	Quantity	Base Number	Contract	AT	Region	England
% of FP17s for the same patient ID Re-attending within 3 months - Children	36	875	4.1%	10.6%	11.4%	11.6%
% of FP17s for the same patient ID Re-attending within 3 months - Adults	216	2,354	9.2%	14.0%	15.0%	15.5%
% of FP17s for the same patient ID Re-attending between 3 & 9 months - Children	390	875	44.6%	59.8%	59.9%	58.8%
% of FP17s for the same patient ID Re-attending between 3 & 9 months - Adults	877	2,354	37.3%	49.1%	52.0%	51.1%
% of FP17s for Band 1 Urgent Courses	325	2,896	11.2%	9.1%	8.0%	9.0%
% of FP17s Relating to Free Repair or Replacements	34	2,896	1.2%	0.7%	0.8%	0.8%
% of FP17s Relating to Continuations	28	2,896	1.0%	1.0%	0.9%	0.9%
% of Patients satisfied with the dentistry they have received	2	2	N/A	93.6%	93.5%	93.3%
% of Patients satisfied with the time they had to wait for an appointment	2	2	N/A	88.4%	89.1%	88.9%

* This is based on patients treated on this contract for their most recent course of treatment. Figures in italics indicate the base number of FP17s or Patient Questionnaire responses are less than 100. N/A is shown where the base number of responses is less than 10 during the period. % is calculated as Quantity/Base number*100

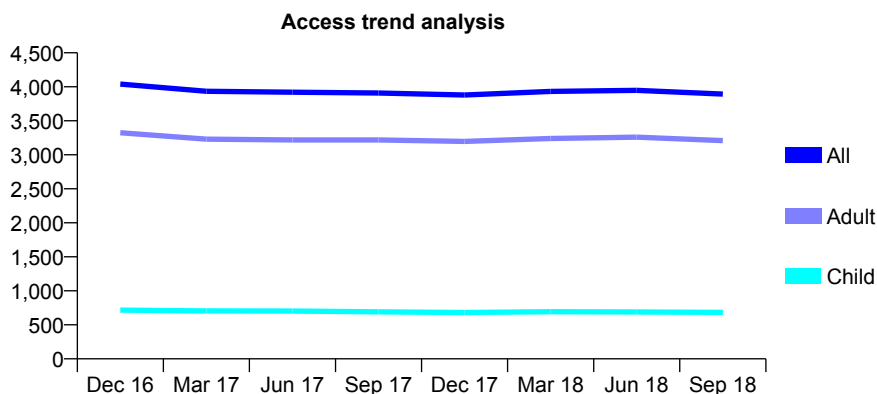
Q56 - Vital Signs At a Glance Contract Report for 162833/0005 - September 2018

Name or company name	Parish Vaid & Snehal Radia & Sanjay Shah
Contract type name	Pilot Contract
Purpose of contract	General
Contract start date	15/11/2013
Contract end date	

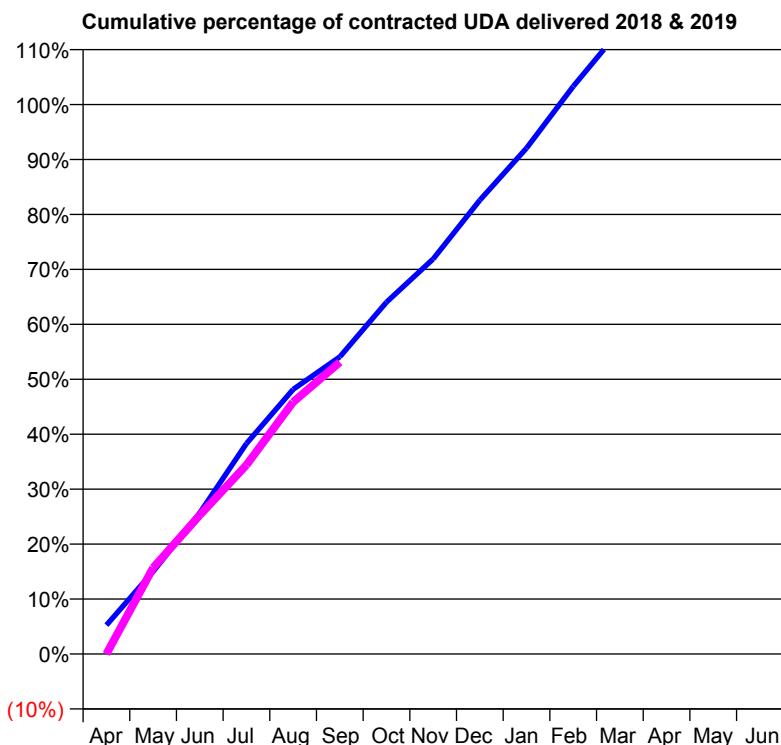
18/19 Contracted general activity (UDA)	7,509
Carry forward general activity (UDA)	0
18/19 Contracted orthodontic activity (UOA)	0
Carry forward orthodontic activity (UOA)	0
Baseline contract value	£301,522.28

ACCESS*

Patients seen in 24 months	Total	Change since previous quarter
Quarter ending September 2017	3,909	
Quarter ending December 2017	3,879	→
Quarter ending March 2018	3,933	→
Quarter ending June 2018	3,949	→
Quarter ending September 2018	3,893	↓
Variance since September 2017	(0.4%)	→



ACTIVITY



Month	Adjusted Scheduled Activity (UDA)	
	2018	2019
April	395	0
May	1,127	1,179
June	1,929	1,897
July	2,877	2,582
August	3,617	3,443
September	4,061	3,987
October	4,808	
November	5,399	
December	6,202	
January	6,913	
February	7,757	
March	8,521	
April	8,909	
May	8,916	
June	8,915	

QUALITY

	Quantity	Base Number	Contract	AT	Region	England
% of FP17s for the same patient ID Re-attending within 3 months - Children	22	519	4.2%	10.6%	11.4%	11.6%
% of FP17s for the same patient ID Re-attending within 3 months - Adults	424	2,391	17.7%	14.0%	15.0%	15.5%
% of FP17s for the same patient ID Re-attending between 3 & 9 months - Children	342	519	65.9%	59.8%	59.9%	58.8%
% of FP17s for the same patient ID Re-attending between 3 & 9 months - Adults	1,255	2,391	52.5%	49.1%	52.0%	51.1%
% of FP17s for Band 1 Urgent Courses	265	2,647	10.0%	9.1%	8.0%	9.0%
% of FP17s Relating to Free Repair or Replacements	15	2,647	0.6%	0.7%	0.8%	0.8%
% of FP17s Relating to Continuations	84	2,647	3.2%	1.0%	0.9%	0.9%
% of Patients satisfied with the dentistry they have received	3	4	N/A	93.6%	93.5%	93.3%
% of Patients satisfied with the time they had to wait for an appointment	4	4	N/A	88.4%	89.1%	88.9%

* This is based on patients treated on this contract for their most recent course of treatment. Figures in italics indicate the base number of FP17s or Patient Questionnaire responses are less than 100. N/A is shown where the base number of responses is less than 10 during the period. % is calculated as Quantity/Base number*100

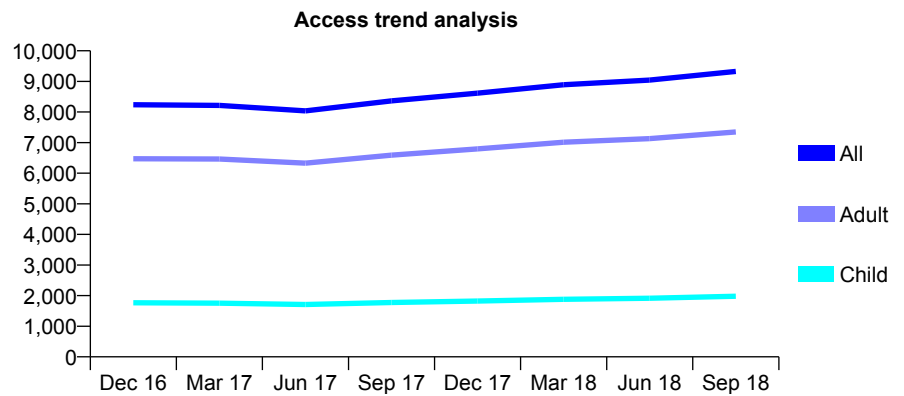
Q56 - Vital Signs At a Glance Contract Report for 162981/0001 - September 2018

Name or company name	Esmerelle Limited
Contract type name	GDS Contract
Purpose of contract	General and Orthodontic
Contract start date	01/08/2011
Contract end date	

18/19 Contracted general activity (UDA)	28,860
Carry forward general activity (UDA)	0
18/19 Contracted orthodontic activity (UOA)	64
Carry forward orthodontic activity (UOA)	0
Baseline contract value	£749,541.43

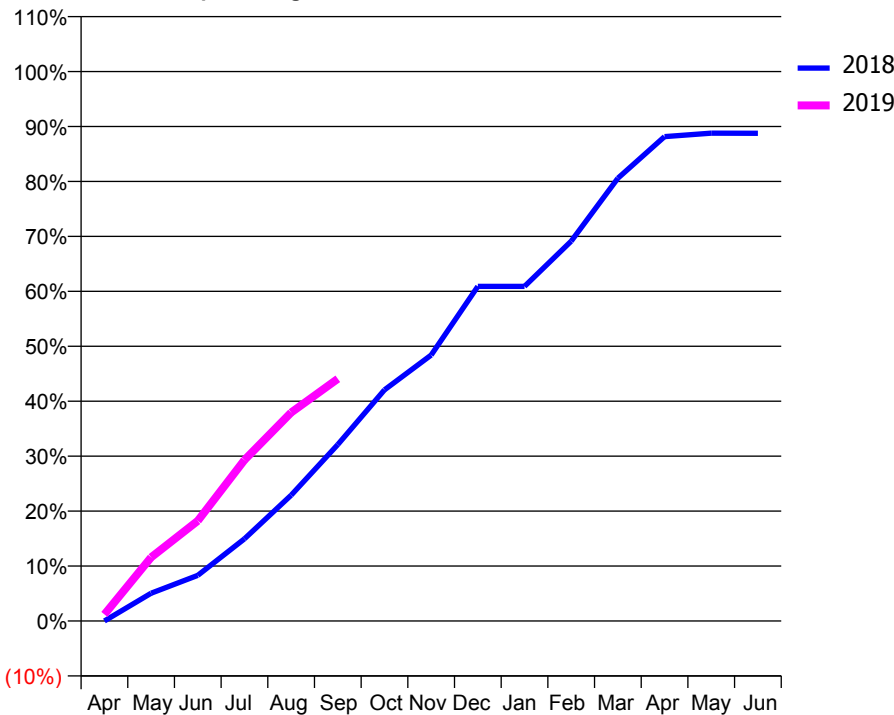
ACCESS*

Patients seen in 24 months	Total	Change since previous quarter
Quarter ending September 2017	8,365	
Quarter ending December 2017	8,617	↑
Quarter ending March 2018	8,891	↑
Quarter ending June 2018	9,045	→
Quarter ending September 2018	9,326	↑
Variance since September 2017	11.5%	↑



ACTIVITY

Cumulative percentage of contracted UDA delivered 2018 & 2019



Month	Adjusted Scheduled Activity (UDA)	
	2018	2019
April	0	348
May	1,457	3,341
June	2,401	5,263
July	4,317	8,457
August	6,608	10,948
September	9,272	12,720
October	12,141	
November	13,967	
December	17,574	
January	17,574	
February	19,946	
March	23,257	
April	25,440	
May	25,620	
June	25,615	

QUALITY

	Quantity	Base Number	Contract	AT	Region	England
% of FP17s for the same patient ID Re-attending within 3 months - Children	102	1,688	6.0%	10.6%	11.4%	11.6%
% of FP17s for the same patient ID Re-attending within 3 months - Adults	685	5,581	12.3%	14.0%	15.0%	15.5%
% of FP17s for the same patient ID Re-attending between 3 & 9 months - Children	1,070	1,688	63.4%	59.8%	59.9%	58.8%
% of FP17s for the same patient ID Re-attending between 3 & 9 months - Adults	3,264	5,581	58.5%	49.1%	52.0%	51.1%
% of FP17s for Band 1 Urgent Courses	423	6,221	6.8%	9.1%	8.0%	9.0%
% of FP17s Relating to Free Repair or Replacements	43	6,221	0.7%	0.7%	0.8%	0.8%
% of FP17s Relating to Continuations	30	6,221	0.5%	1.0%	0.9%	0.9%
% of Patients satisfied with the dentistry they have received	7	7	N/A	93.6%	93.5%	93.3%
% of Patients satisfied with the time they had to wait for an appointment	6	7	N/A	88.4%	89.1%	88.9%

* This is based on patients treated on this contract for their most recent course of treatment. Figures in italics indicate the base number of FP17s or Patient Questionnaire responses are less than 100. N/A is shown where the base number of responses is less than 10 during the period. % is calculated as Quantity/Base number*100

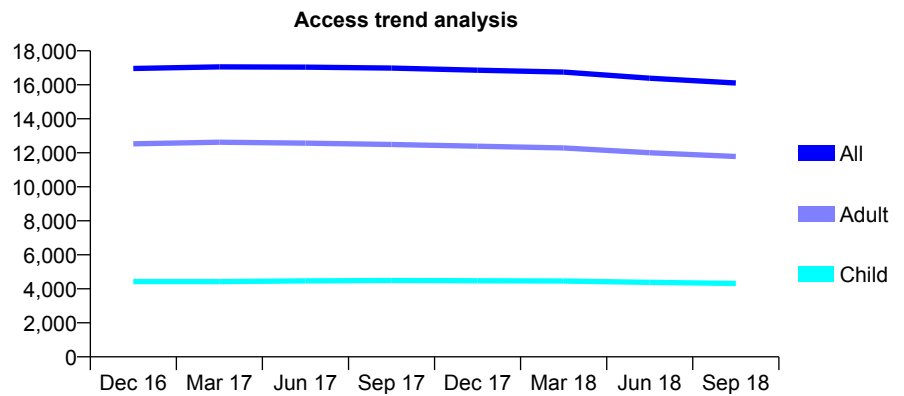
Q56 - Vital Signs At a Glance Contract Report for 163570/0001 - September 2018

Name or company name	Chequer Hall Dental Practice
Contract type name	GDS Contract
Purpose of contract	General
Contract start date	01/04/2011
Contract end date	

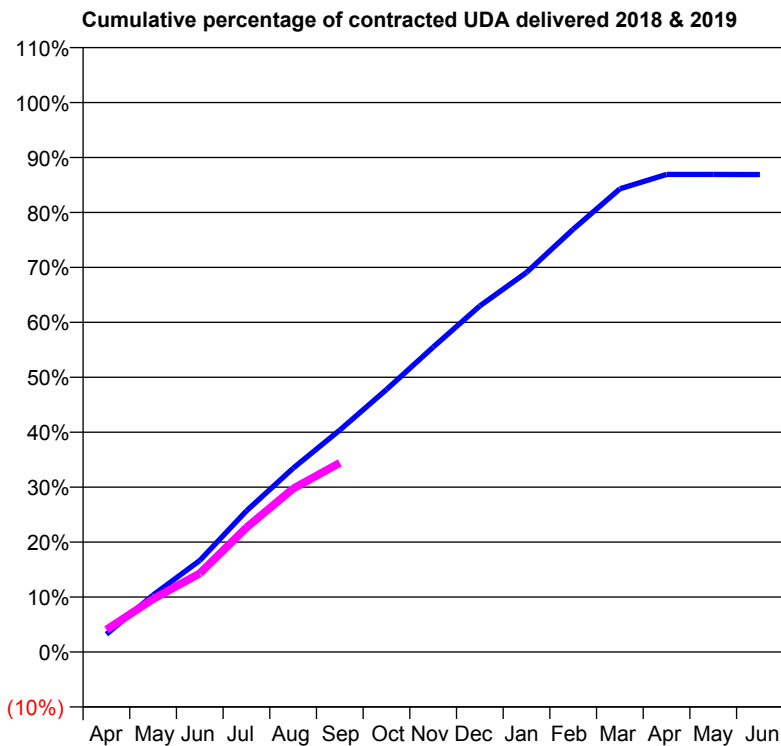
18/19 Contracted general activity (UDA)	45,026
Carry forward general activity (UDA)	0
18/19 Contracted orthodontic activity (UOA)	0
Carry forward orthodontic activity (UOA)	0
Baseline contract value	£1,357,812.20

ACCESS*

Patients seen in 24 months	Total	Change since previous quarter
Quarter ending September 2017	16,987	
Quarter ending December 2017	16,862	→
Quarter ending March 2018	16,746	→
Quarter ending June 2018	16,388	↓
Quarter ending September 2018	16,107	↓
Variance since September 2017	(5.2%)	↓



ACTIVITY



Month	Adjusted Scheduled Activity (UDA)	
	2018	2019
April	1,560	1,828
May	4,982	4,347
June	8,006	6,439
July	12,333	10,201
August	16,063	13,394
September	19,398	15,502
October	22,944	
November	26,649	
December	30,246	
January	33,169	
February	36,946	
March	40,483	
April	41,738	
May	41,746	
June	41,731	

QUALITY

	Quantity	Base Number	Contract	AT	Region	England
% of FP17s for the same patient ID Re-attending within 3 months - Children	121	2,865	4.2%	10.6%	11.4%	11.6%
% of FP17s for the same patient ID Re-attending within 3 months - Adults	606	6,442	9.4%	14.0%	15.0%	15.5%
% of FP17s for the same patient ID Re-attending between 3 & 9 months - Children	1,802	2,865	62.9%	59.8%	59.9%	58.8%
% of FP17s for the same patient ID Re-attending between 3 & 9 months - Adults	3,082	6,442	47.8%	49.1%	52.0%	51.1%
% of FP17s for Band 1 Urgent Courses	228	8,664	2.6%	9.1%	8.0%	9.0%
% of FP17s Relating to Free Repair or Replacements	67	8,664	0.8%	0.7%	0.8%	0.8%
% of FP17s Relating to Continuations	166	8,664	1.9%	1.0%	0.9%	0.9%
% of Patients satisfied with the dentistry they have received	8	8	N/A	93.6%	93.5%	93.3%
% of Patients satisfied with the time they had to wait for an appointment	5	8	N/A	88.4%	89.1%	88.9%

* This is based on patients treated on this contract for their most recent course of treatment. Figures in italics indicate the base number of FP17s or Patient Questionnaire responses are less than 100. N/A is shown where the base number of responses is less than 10 during the period. % is calculated as Quantity/Base number*100

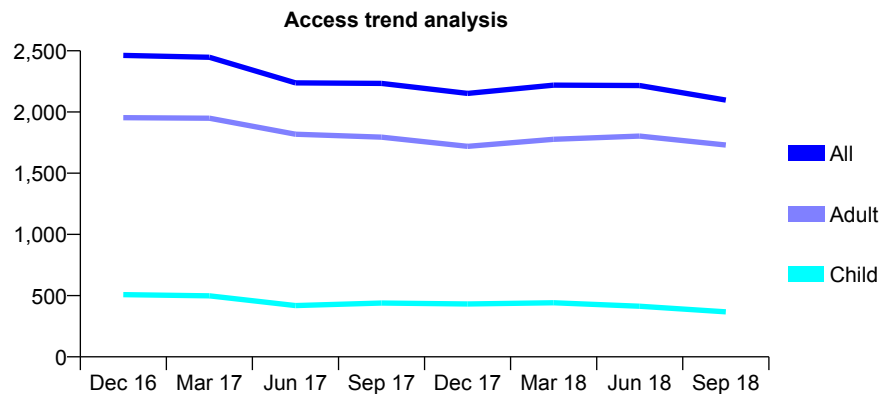
Q56 - Vital Signs At a Glance Contract Report for 167231/0001 - September 2018

Name or company name	Onefiveseven Partnership
Contract type name	GDS Contract
Purpose of contract	General
Contract start date	12/10/2009
Contract end date	

18/19 Contracted general activity (UDA)	6,208
Carry forward general activity (UDA)	0
18/19 Contracted orthodontic activity (UOA)	0
Carry forward orthodontic activity (UOA)	0
Baseline contract value	£215,824.96

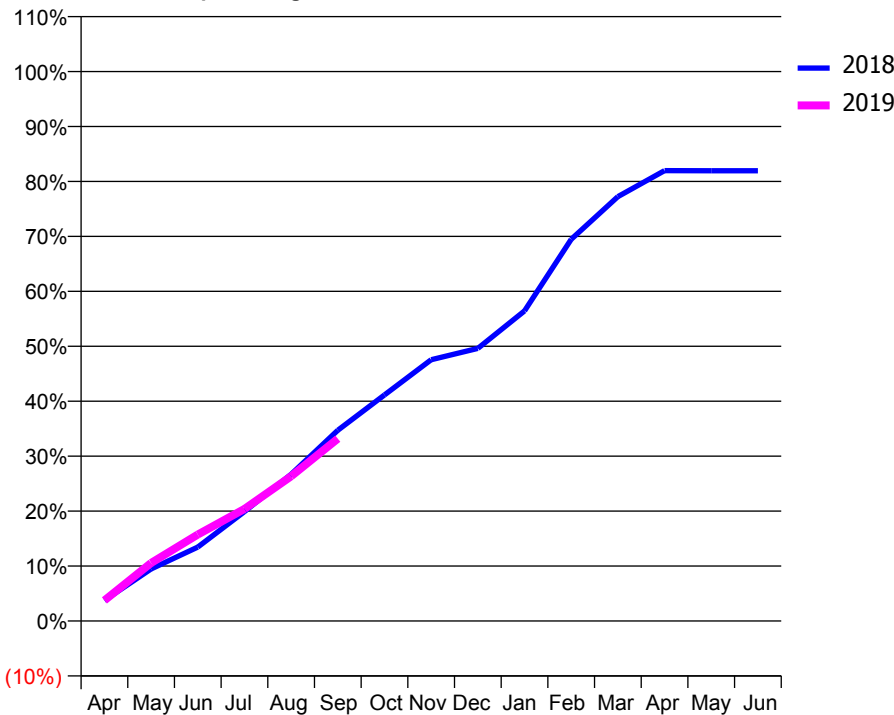
ACCESS*

Patients seen in 24 months	Total	Change since previous quarter
Quarter ending September 2017	2,234	
Quarter ending December 2017	2,152	↓
Quarter ending March 2018	2,219	↑
Quarter ending June 2018	2,216	→
Quarter ending September 2018	2,098	↓
Variance since September 2017	(6.1%)	↓



ACTIVITY

Cumulative percentage of contracted UDA delivered 2018 & 2019



Adjusted Scheduled Activity (UDA)		
Month	2018	2019
April	232	233
May	589	657
June	835	978
July	1,236	1,266
August	1,658	1,636
September	2,156	2,061
October	2,555	
November	2,952	
December	3,080	
January	3,503	
February	4,313	
March	4,794	
April	5,088	
May	5,087	
June	5,087	

QUALITY

	Quantity	Base Number	Contract	AT	Region	England
% of FP17s for the same patient ID Re-attending within 3 months - Children	11	304	3.6%	10.6%	11.4%	11.6%
% of FP17s for the same patient ID Re-attending within 3 months - Adults	74	1,123	6.6%	14.0%	15.0%	15.5%
% of FP17s for the same patient ID Re-attending between 3 & 9 months - Children	220	304	72.4%	59.8%	59.9%	58.8%
% of FP17s for the same patient ID Re-attending between 3 & 9 months - Adults	477	1,123	42.5%	49.1%	52.0%	51.1%
% of FP17s for Band 1 Urgent Courses	19	1,289	1.5%	9.1%	8.0%	9.0%
% of FP17s Relating to Free Repair or Replacements	6	1,289	0.5%	0.7%	0.8%	0.8%
% of FP17s Relating to Continuations	15	1,289	1.2%	1.0%	0.9%	0.9%
% of Patients satisfied with the dentistry they have received	2	2	N/A	93.6%	93.5%	93.3%
% of Patients satisfied with the time they had to wait for an appointment	1	2	N/A	88.4%	89.1%	88.9%

* This is based on patients treated on this contract for their most recent course of treatment. Figures in italics indicate the base number of FP17s or Patient Questionnaire responses are less than 100. N/A is shown where the base number of responses is less than 10 during the period. % is calculated as Quantity/Base number*100

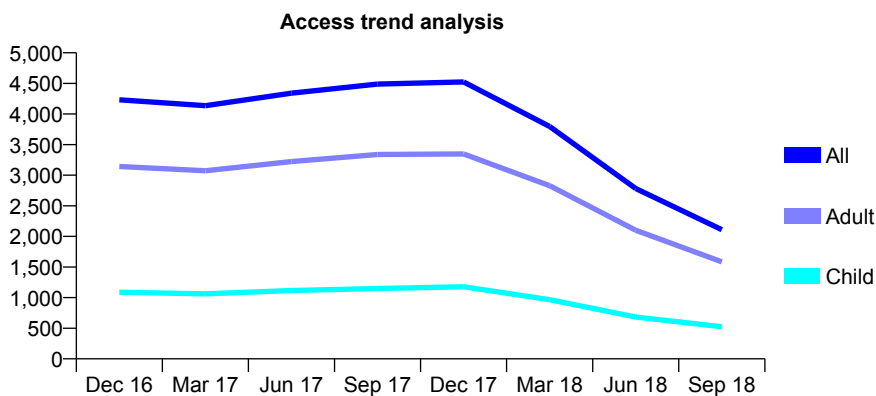
Q56 - Vital Signs At a Glance Contract Report for 167231/0002 - September 2018

Name or company name	Onefiveseven Partnership
Contract type name	GDS Contract
Purpose of contract	General
Contract start date	12/10/2009
Contract end date	

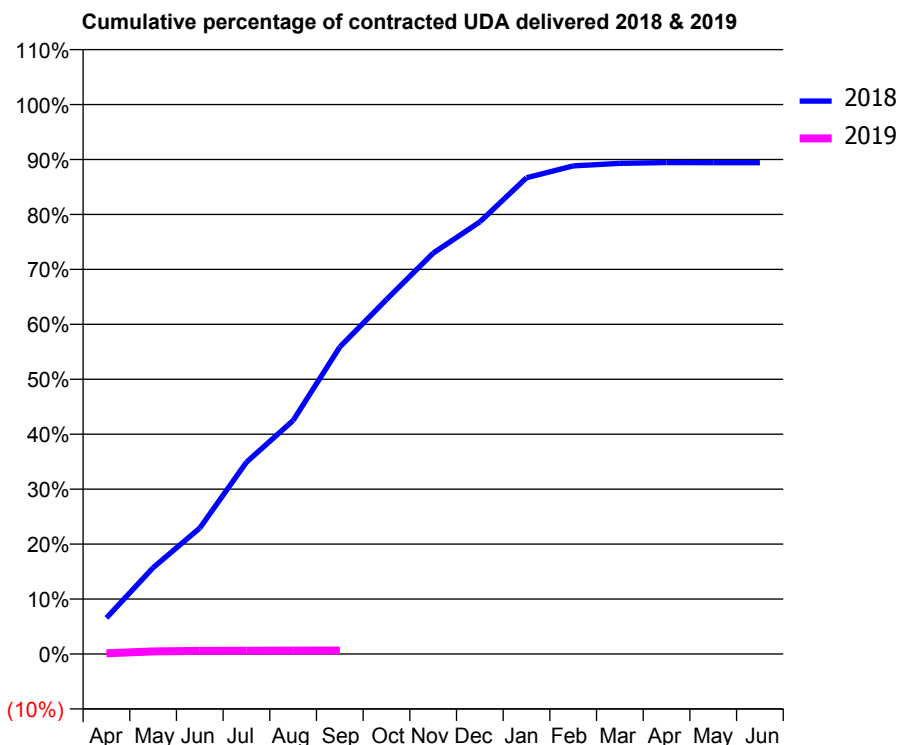
18/19 Contracted general activity (UDA)	11,708
Carry forward general activity (UDA)	0
18/19 Contracted orthodontic activity (UOA)	0
Carry forward orthodontic activity (UOA)	0
Baseline contract value	£322,286.32

ACCESS*

Patients seen in 24 months	Total	Change since previous quarter
Quarter ending September 2017	4,489	
Quarter ending December 2017	4,525	→
Quarter ending March 2018	3,796	↓
Quarter ending June 2018	2,783	↓
Quarter ending September 2018	2,109	↓
Variance since September 2017	(53.0%)	↓



ACTIVITY



Month	Adjusted Scheduled Activity (UDA)	
	2018	2019
April	767	17
May	1,840	55
June	2,684	67
July	4,087	71
August	4,978	72
September	6,543	74
October	7,553	
November	8,541	
December	9,206	
January	10,146	
February	10,399	
March	10,455	
April	10,470	
May	10,469	
June	10,469	

QUALITY

	Quantity	Base Number	Contract	AT	Region	England
% of FP17s for the same patient ID Re-attending within 3 months - Children	0	1	0.0%	10.6%	11.4%	11.6%
% of FP17s for the same patient ID Re-attending within 3 months - Adults	2	17	11.8%	14.0%	15.0%	15.5%
% of FP17s for the same patient ID Re-attending between 3 & 9 months - Children	(-1)	1	(100.0%)	59.8%	59.9%	58.8%
% of FP17s for the same patient ID Re-attending between 3 & 9 months - Adults	9	17	52.9%	49.1%	52.0%	51.1%
% of FP17s for Band 1 Urgent Courses	0	15	0.0%	9.1%	8.0%	9.0%
% of FP17s Relating to Free Repair or Replacements	0	15	0.0%	0.7%	0.8%	0.8%
% of FP17s Relating to Continuations	0	15	0.0%	1.0%	0.9%	0.9%
% of Patients satisfied with the dentistry they have received	1	1	N/A	93.6%	93.5%	93.3%
% of Patients satisfied with the time they had to wait for an appointment	0	1	N/A	88.4%	89.1%	88.9%

* This is based on patients treated on this contract for their most recent course of treatment. Figures in italics indicate the base number of FP17s or Patient Questionnaire responses are less than 100. N/A is shown where the base number of responses is less than 10 during the period. % is calculated as Quantity/Base number*100

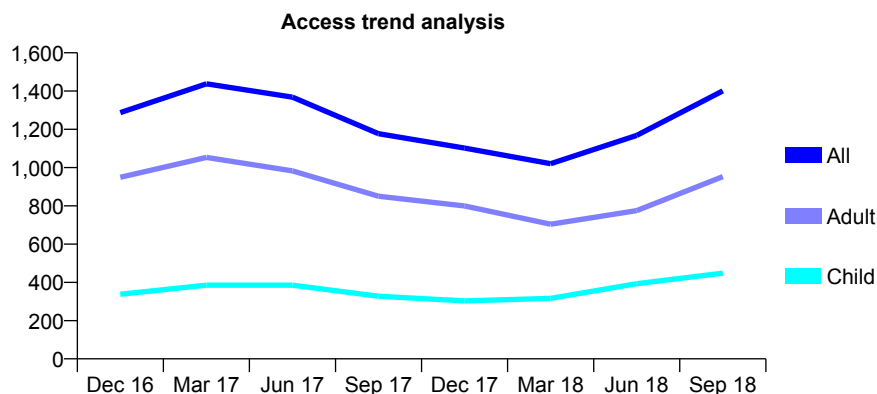
Q56 - Vital Signs At a Glance Contract Report for 167231/0004 - September 2018

Name or company name	Onefiveseven Partnership
Contract type name	GDS Contract
Purpose of contract	General
Contract start date	12/10/2009
Contract end date	

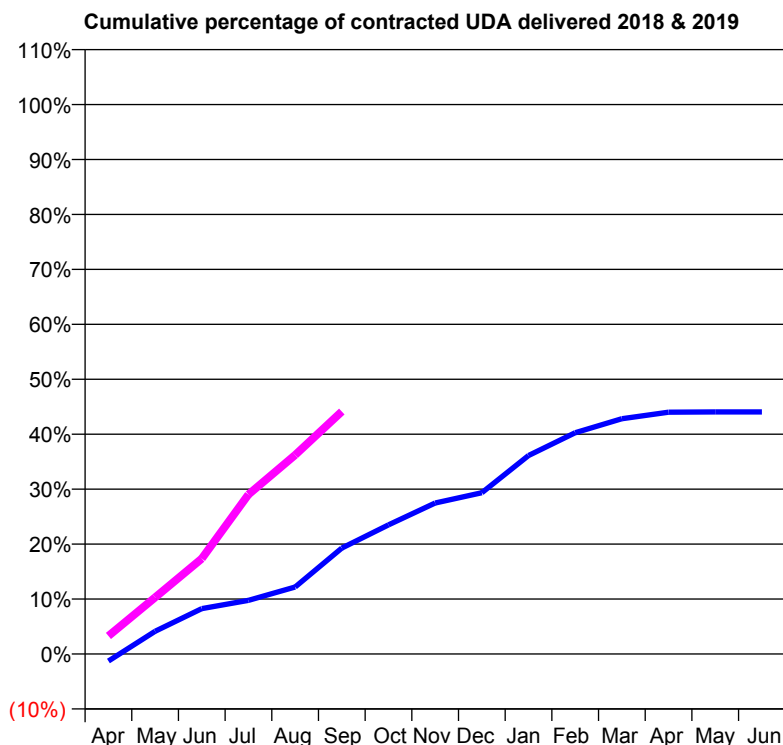
18/19 Contracted general activity (UDA)	4,000
Carry forward general activity (UDA)	0
18/19 Contracted orthodontic activity (UOA)	0
Carry forward orthodontic activity (UOA)	0
Baseline contract value	£100,742.67

ACCESS*

Patients seen in 24 months	Total	Change since previous quarter
Quarter ending September 2017	1,177	
Quarter ending December 2017	1,102	↓
Quarter ending March 2018	1,020	↓
Quarter ending June 2018	1,168	↑
Quarter ending September 2018	1,401	↑
Variance since September 2017	19.0%	↑



ACTIVITY



Month	Adjusted Scheduled Activity (UDA)	
	2018	2019
April	-65	131
May	207	412
June	413	695
July	489	1,162
August	609	1,449
September	964	1,766
October	1,175	
November	1,374	
December	1,467	
January	1,806	
February	2,013	
March	2,141	
April	2,200	
May	2,203	
June	2,203	

QUALITY

	Quantity	Base Number	Contract	AT	Region	England
% of FP17s for the same patient ID Re-attending within 3 months - Children	15	389	3.9%	10.6%	11.4%	11.6%
% of FP17s for the same patient ID Re-attending within 3 months - Adults	60	754	8.0%	14.0%	15.0%	15.5%
% of FP17s for the same patient ID Re-attending between 3 & 9 months - Children	167	389	42.9%	59.8%	59.9%	58.8%
% of FP17s for the same patient ID Re-attending between 3 & 9 months - Adults	225	754	29.8%	49.1%	52.0%	51.1%
% of FP17s for Band 1 Urgent Courses	93	1,098	8.5%	9.1%	8.0%	9.0%
% of FP17s Relating to Free Repair or Replacements	8	1,098	0.7%	0.7%	0.8%	0.8%
% of FP17s Relating to Continuations	10	1,098	0.9%	1.0%	0.9%	0.9%
% of Patients satisfied with the dentistry they have received	0	0	N/A	93.6%	93.5%	93.3%
% of Patients satisfied with the time they had to wait for an appointment	0	0	N/A	88.4%	89.1%	88.9%

* This is based on patients treated on this contract for their most recent course of treatment. Figures in italics indicate the base number of FP17s or Patient Questionnaire responses are less than 100. N/A is shown where the base number of responses is less than 10 during the period. % is calculated as Quantity/Base number*100

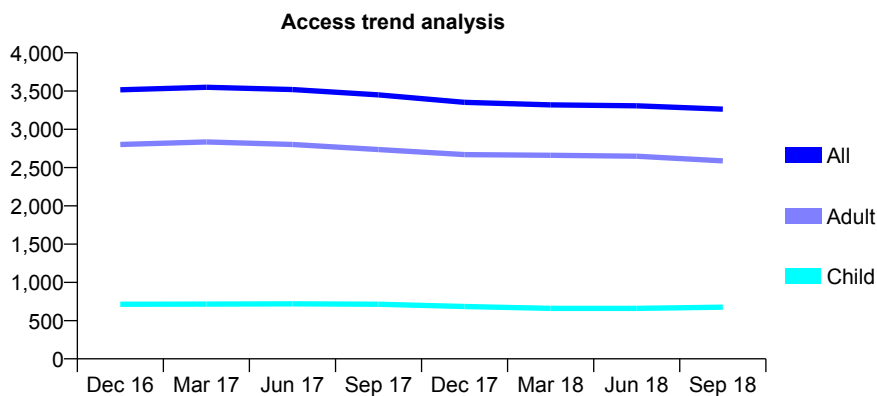
Q56 - Vital Signs At a Glance Contract Report for 168300/0001 - September 2018

Name or company name	Witard Dental Practice
Contract type name	GDS Contract
Purpose of contract	General
Contract start date	05/05/2011
Contract end date	

18/19 Contracted general activity (UDA)	13,132
Carry forward general activity (UDA)	0
18/19 Contracted orthodontic activity (UOA)	0
Carry forward orthodontic activity (UOA)	0
Baseline contract value	£313,714.64

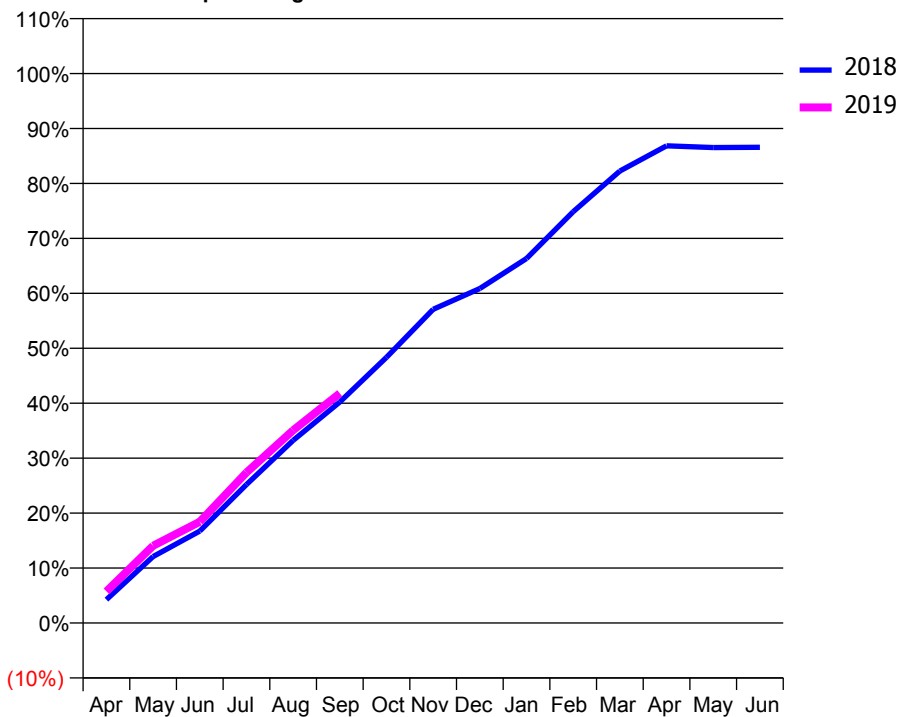
ACCESS*

Patients seen in 24 months	Total	Change since previous quarter
Quarter ending September 2017	3,450	
Quarter ending December 2017	3,353	↓
Quarter ending March 2018	3,320	→
Quarter ending June 2018	3,308	→
Quarter ending September 2018	3,264	↓
Variance since September 2017	(5.4%)	↓



ACTIVITY

Cumulative percentage of contracted UDA delivered 2018 & 2019



Month	Adjusted Scheduled Activity (UDA)	
	2018	2019
April	561	756
May	1,587	1,847
June	2,199	2,420
July	3,310	3,597
August	4,366	4,608
September	5,283	5,490
October	6,348	
November	7,495	
December	7,993	
January	8,712	
February	9,830	
March	10,803	
April	11,403	
May	11,362	
June	11,368	

QUALITY

	Quantity	Base Number	Contract	AT	Region	England
% of FP17s for the same patient ID Re-attending within 3 months - Children	29	484	6.0%	10.6%	11.4%	11.6%
% of FP17s for the same patient ID Re-attending within 3 months - Adults	278	1,743	15.9%	14.0%	15.0%	15.5%
% of FP17s for the same patient ID Re-attending between 3 & 9 months - Children	266	484	55.0%	59.8%	59.9%	58.8%
% of FP17s for the same patient ID Re-attending between 3 & 9 months - Adults	993	1,743	57.0%	49.1%	52.0%	51.1%
% of FP17s for Band 1 Urgent Courses	138	1,996	6.9%	9.1%	8.0%	9.0%
% of FP17s Relating to Free Repair or Replacements	16	1,996	0.8%	0.7%	0.8%	0.8%
% of FP17s Relating to Continuations	40	1,996	2.0%	1.0%	0.9%	0.9%
% of Patients satisfied with the dentistry they have received	0	0	N/A	93.6%	93.5%	93.3%
% of Patients satisfied with the time they had to wait for an appointment	0	0	N/A	88.4%	89.1%	88.9%

* This is based on patients treated on this contract for their most recent course of treatment. Figures in italics indicate the base number of FP17s or Patient Questionnaire responses are less than 100. N/A is shown where the base number of responses is less than 10 during the period. % is calculated as Quantity/Base number*100

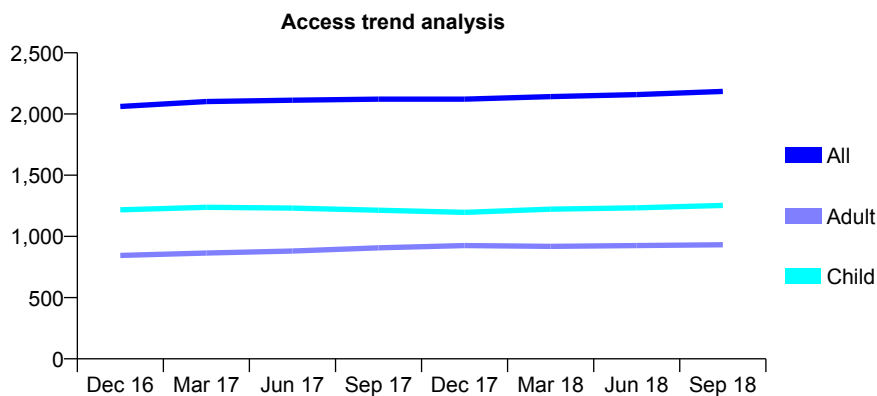
Q56 - Vital Signs At a Glance Contract Report for 168793/0001 - September 2018

Name or company name	Guildhall Dental Practice
Contract type name	GDS Contract
Purpose of contract	General and Orthodontic
Contract start date	01/04/2011
Contract end date	

18/19 Contracted general activity (UDA)	4,199
Carry forward general activity (UDA)	0
18/19 Contracted orthodontic activity (UOA)	0
Carry forward orthodontic activity (UOA)	0
Baseline contract value	£103,642.59

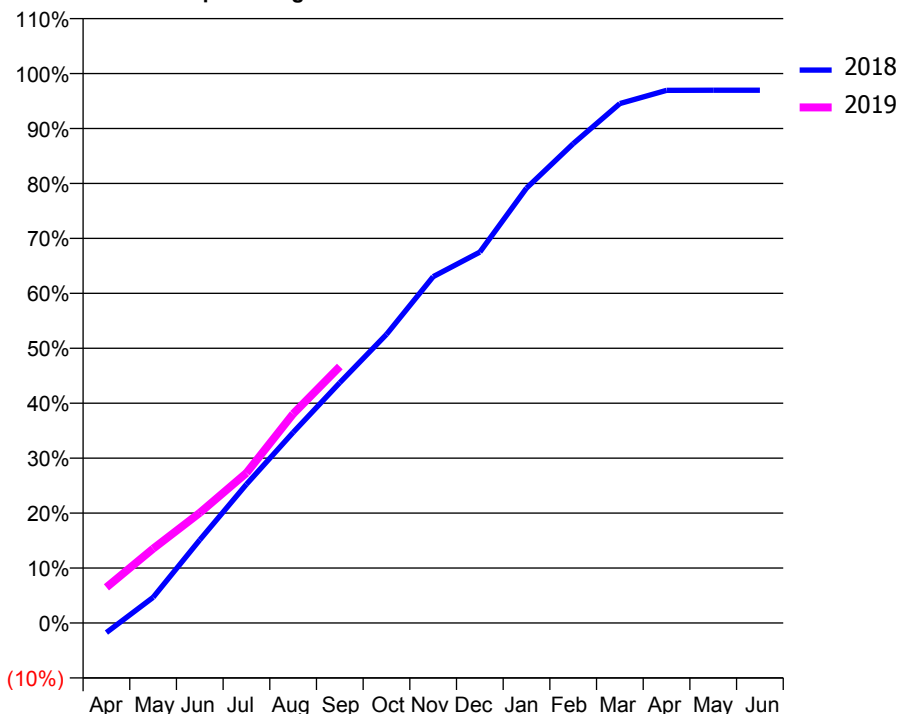
ACCESS*

Patients seen in 24 months	Total	Change since previous quarter
Quarter ending September 2017	2,121	
Quarter ending December 2017	2,122	→
Quarter ending March 2018	2,142	→
Quarter ending June 2018	2,159	→
Quarter ending September 2018	2,185	→
Variance since September 2017	3.0%	↑



ACTIVITY

Cumulative percentage of contracted UDA delivered 2018 & 2019



Month	Adjusted Scheduled Activity (UDA)	
	2018	2019
April	-74	273
May	196	568
June	636	842
July	1,060	1,147
August	1,456	1,598
September	1,837	1,960
October	2,205	
November	2,647	
December	2,834	
January	3,323	
February	3,663	
March	3,970	
April	4,071	
May	4,072	
June	4,072	

QUALITY

	Quantity	Base Number	Contract	AT	Region	England
% of FP17s for the same patient ID Re-attending within 3 months - Children	46	1,030	4.5%	10.6%	11.4%	11.6%
% of FP17s for the same patient ID Re-attending within 3 months - Adults	52	567	9.2%	14.0%	15.0%	15.5%
% of FP17s for the same patient ID Re-attending between 3 & 9 months - Children	754	1,030	73.2%	59.8%	59.9%	58.8%
% of FP17s for the same patient ID Re-attending between 3 & 9 months - Adults	389	567	68.6%	49.1%	52.0%	51.1%
% of FP17s for Band 1 Urgent Courses	59	1,506	3.9%	9.1%	8.0%	9.0%
% of FP17s Relating to Free Repair or Replacements	0	1,506	0.0%	0.7%	0.8%	0.8%
% of FP17s Relating to Continuations	2	1,506	0.1%	1.0%	0.9%	0.9%
% of Patients satisfied with the dentistry they have received	1	1	N/A	93.6%	93.5%	93.3%
% of Patients satisfied with the time they had to wait for an appointment	1	1	N/A	88.4%	89.1%	88.9%

* This is based on patients treated on this contract for their most recent course of treatment. Figures in italics indicate the base number of FP17s or Patient Questionnaire responses are less than 100. N/A is shown where the base number of responses is less than 10 during the period. % is calculated as Quantity/Base number*100

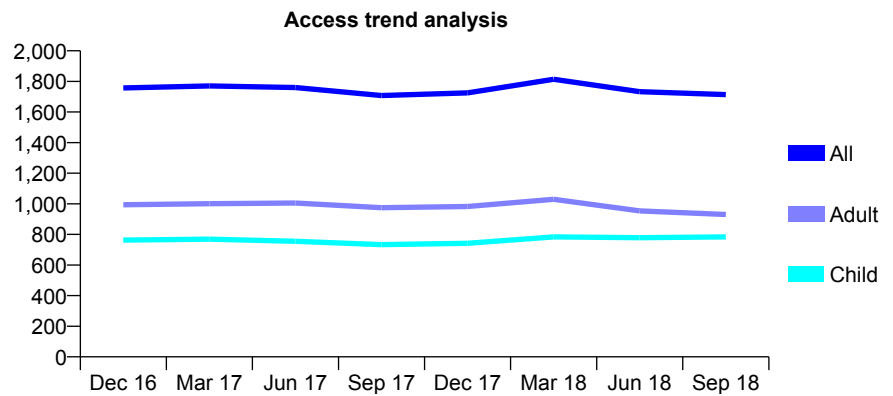
Q56 - Vital Signs At a Glance Contract Report for 171018/0001 - September 2018

Name or company name	The Hamptons Dental Care
Contract type name	GDS Contract
Purpose of contract	General
Contract start date	01/04/2009
Contract end date	

18/19 Contracted general activity (UDA)	3,694
Carry forward general activity (UDA)	0
18/19 Contracted orthodontic activity (UOA)	0
Carry forward orthodontic activity (UOA)	0
Baseline contract value	£87,538.94

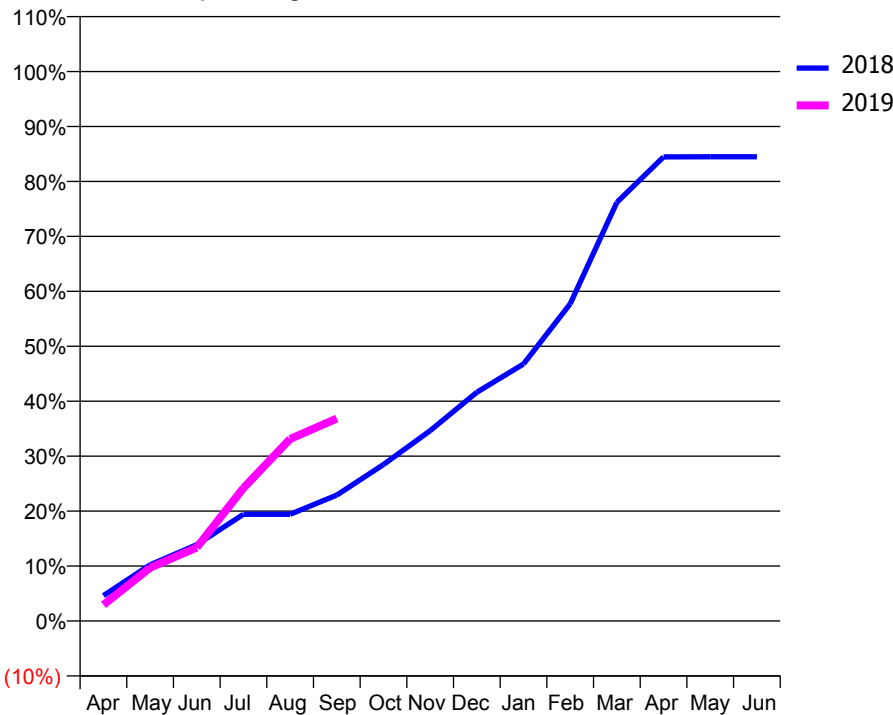
ACCESS*

Patients seen in 24 months	Total	Change since previous quarter
Quarter ending September 2017	1,708	
Quarter ending December 2017	1,725	→
Quarter ending March 2018	1,814	↑
Quarter ending June 2018	1,733	↓
Quarter ending September 2018	1,714	↓
Variance since September 2017	0.4%	→



ACTIVITY

Cumulative percentage of contracted UDA delivered 2018 & 2019



Month	Adjusted Scheduled Activity (UDA)	
	2018	2019
April	171	109
May	378	358
June	513	495
July	718	894
August	718	1,224
September	846	1,361
October	1,052	
November	1,280	
December	1,538	
January	1,728	
February	2,132	
March	2,814	
April	3,120	
May	3,121	
June	3,121	

QUALITY

	Quantity	Base Number	Contract	AT	Region	England
% of FP17s for the same patient ID Re-attending within 3 months - Children	34	457	7.4%	10.6%	11.4%	11.6%
% of FP17s for the same patient ID Re-attending within 3 months - Adults	59	465	12.7%	14.0%	15.0%	15.5%
% of FP17s for the same patient ID Re-attending between 3 & 9 months - Children	95	457	20.8%	59.8%	59.9%	58.8%
% of FP17s for the same patient ID Re-attending between 3 & 9 months - Adults	102	465	21.9%	49.1%	52.0%	51.1%
% of FP17s for Band 1 Urgent Courses	62	790	7.8%	9.1%	8.0%	9.0%
% of FP17s Relating to Free Repair or Replacements	1	790	0.1%	0.7%	0.8%	0.8%
% of FP17s Relating to Continuations	0	790	0.0%	1.0%	0.9%	0.9%
% of Patients satisfied with the dentistry they have received	1	1	N/A	93.6%	93.5%	93.3%
% of Patients satisfied with the time they had to wait for an appointment	1	1	N/A	88.4%	89.1%	88.9%

* This is based on patients treated on this contract for their most recent course of treatment. Figures in italics indicate the base number of FP17s or Patient Questionnaire responses are less than 100. N/A is shown where the base number of responses is less than 10 during the period. % is calculated as Quantity/Base number*100

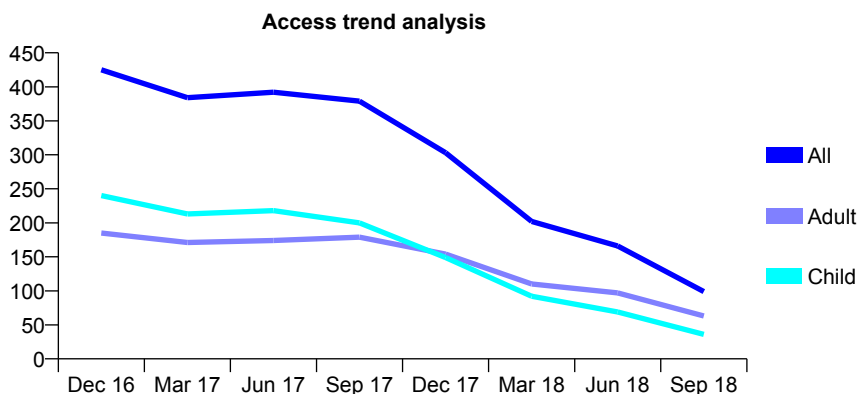
Q56 - Vital Signs At a Glance Contract Report for 171018/0002 - September 2018

Name or company name	The Hamptons Dental Care
Contract type name	GDS Contract
Purpose of contract	General
Contract start date	01/04/2009
Contract end date	

18/19 Contracted general activity (UDA)	806
Carry forward general activity (UDA)	0
18/19 Contracted orthodontic activity (UOA)	0
Carry forward orthodontic activity (UOA)	0
Baseline contract value	£20,299.66

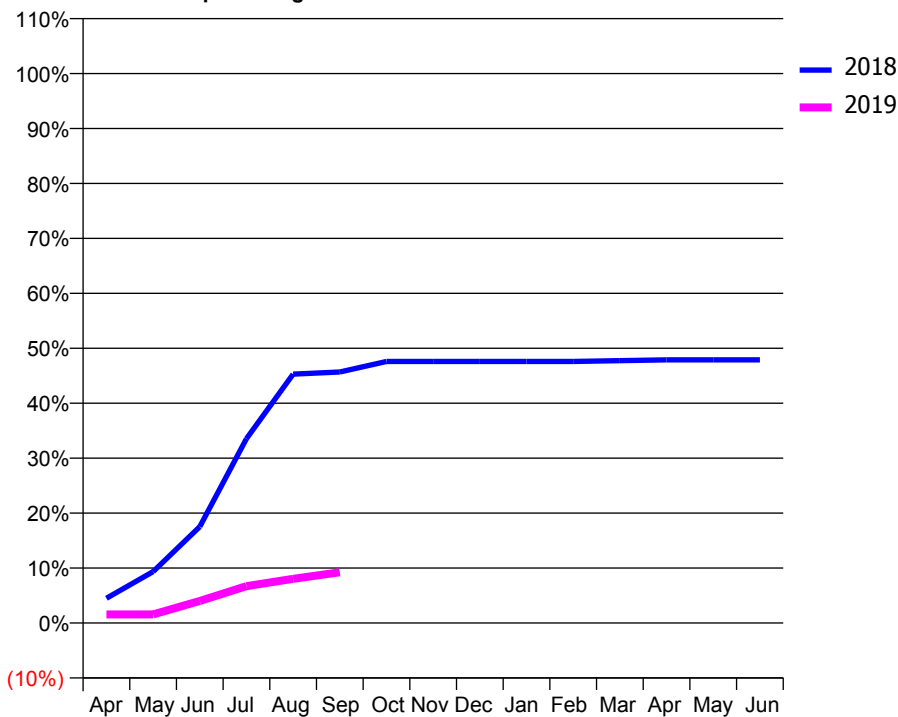
ACCESS*

Patients seen in 24 months	Total	Change since previous quarter
Quarter ending September 2017	379	
Quarter ending December 2017	303	↓
Quarter ending March 2018	202	↓
Quarter ending June 2018	166	↓
Quarter ending September 2018	99	↓
Variance since September 2017	(73.9%)	↓



ACTIVITY

Cumulative percentage of contracted UDA delivered 2018 & 2019



Adjusted Scheduled Activity (UDA)

Month	2018	2019
April	36	13
May	75	13
June	141	32
July	270	54
August	365	65
September	368	74
October	384	
November	384	
December	384	
January	384	
February	384	
March	385	
April	386	
May	386	
June	386	

QUALITY

	Quantity	Base Number	Contract	AT	Region	England
% of FP17s for the same patient ID Re-attending within 3 months - Children	1	18	5.6%	10.6%	11.4%	11.6%
% of FP17s for the same patient ID Re-attending within 3 months - Adults	1	43	2.3%	14.0%	15.0%	15.5%
% of FP17s for the same patient ID Re-attending between 3 & 9 months - Children	0	18	0.0%	59.8%	59.9%	58.8%
% of FP17s for the same patient ID Re-attending between 3 & 9 months - Adults	0	43	0.0%	49.1%	52.0%	51.1%
% of FP17s for Band 1 Urgent Courses	52	60	86.7%	9.1%	8.0%	9.0%
% of FP17s Relating to Free Repair or Replacements	0	60	0.0%	0.7%	0.8%	0.8%
% of FP17s Relating to Continuations	0	60	0.0%	1.0%	0.9%	0.9%
% of Patients satisfied with the dentistry they have received	0	0	N/A	93.6%	93.5%	93.3%
% of Patients satisfied with the time they had to wait for an appointment	0	0	N/A	88.4%	89.1%	88.9%

* This is based on patients treated on this contract for their most recent course of treatment. Figures in italics indicate the base number of FP17s or Patient Questionnaire responses are less than 100. N/A is shown where the base number of responses is less than 10 during the period. % is calculated as Quantity/Base number*100

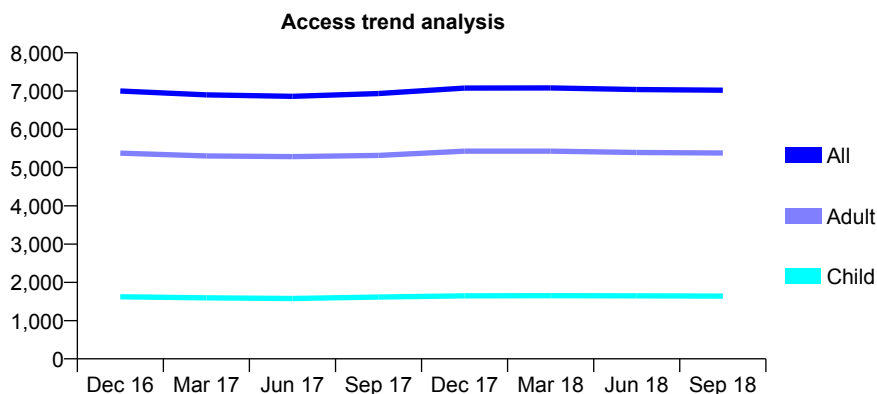
Q56 - Vital Signs At a Glance Contract Report for 171239/0001 - September 2018

Name or company name	The Loddon Dental Practice
Contract type name	GDS Contract
Purpose of contract	General and Orthodontic
Contract start date	13/10/2007
Contract end date	

18/19 Contracted general activity (UDA)	18,962
Carry forward general activity (UDA)	0
18/19 Contracted orthodontic activity (UOA)	579
Carry forward orthodontic activity (UOA)	0
Baseline contract value	£526,368.01

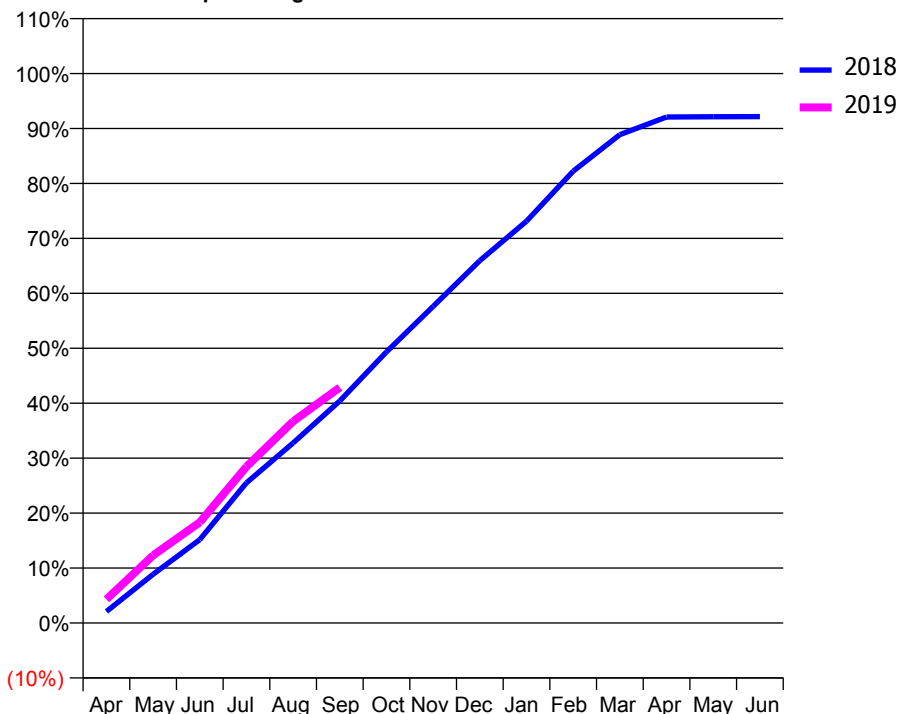
ACCESS*

Patients seen in 24 months	Total	Change since previous quarter
Quarter ending September 2017	6,934	
Quarter ending December 2017	7,078	↑
Quarter ending March 2018	7,081	→
Quarter ending June 2018	7,040	→
Quarter ending September 2018	7,021	→
Variance since September 2017	1.3%	→



ACTIVITY

Cumulative percentage of contracted UDA delivered 2018 & 2019



Month	Adjusted Scheduled Activity (UDA)	
	2018	2019
April	400	816
May	1,680	2,337
June	2,879	3,477
July	4,839	5,397
August	6,213	6,958
September	7,664	8,128
October	9,357	
November	10,925	
December	12,504	
January	13,868	
February	15,590	
March	16,852	
April	17,462	
May	17,471	
June	17,473	

QUALITY

	Quantity	Base Number	Contract	AT	Region	England
% of FP17s for the same patient ID Re-attending within 3 months - Children	114	1,317	8.7%	10.6%	11.4%	11.6%
% of FP17s for the same patient ID Re-attending within 3 months - Adults	452	3,726	12.1%	14.0%	15.0%	15.5%
% of FP17s for the same patient ID Re-attending between 3 & 9 months - Children	617	1,317	46.8%	59.8%	59.9%	58.8%
% of FP17s for the same patient ID Re-attending between 3 & 9 months - Adults	1,455	3,726	39.0%	49.1%	52.0%	51.1%
% of FP17s for Band 1 Urgent Courses	378	4,661	8.1%	9.1%	8.0%	9.0%
% of FP17s Relating to Free Repair or Replacements	27	4,661	0.6%	0.7%	0.8%	0.8%
% of FP17s Relating to Continuations	81	4,661	1.7%	1.0%	0.9%	0.9%
% of Patients satisfied with the dentistry they have received	5	6	N/A	93.6%	93.5%	93.3%
% of Patients satisfied with the time they had to wait for an appointment	6	6	N/A	88.4%	89.1%	88.9%

* This is based on patients treated on this contract for their most recent course of treatment. Figures in italics indicate the base number of FP17s or Patient Questionnaire responses are less than 100. N/A is shown where the base number of responses is less than 10 during the period. % is calculated as Quantity/Base number*100

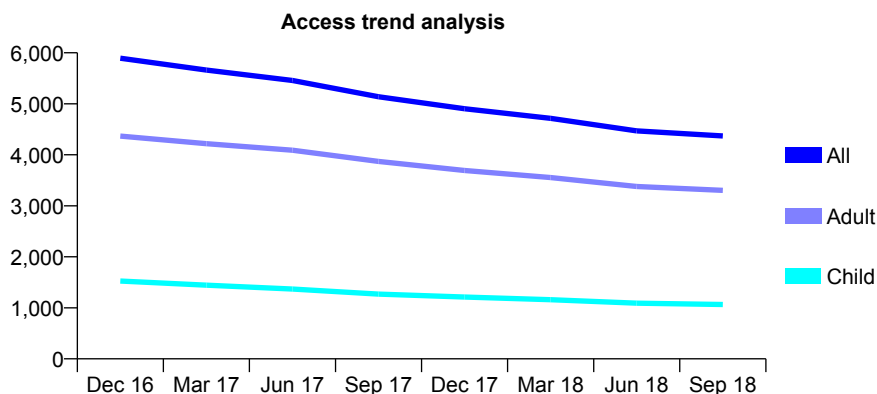
Q56 - Vital Signs At a Glance Contract Report for 171611/0001 - September 2018

Name or company name	Unnati Limited
Contract type name	GDS Contract
Purpose of contract	General
Contract start date	01/04/2010
Contract end date	

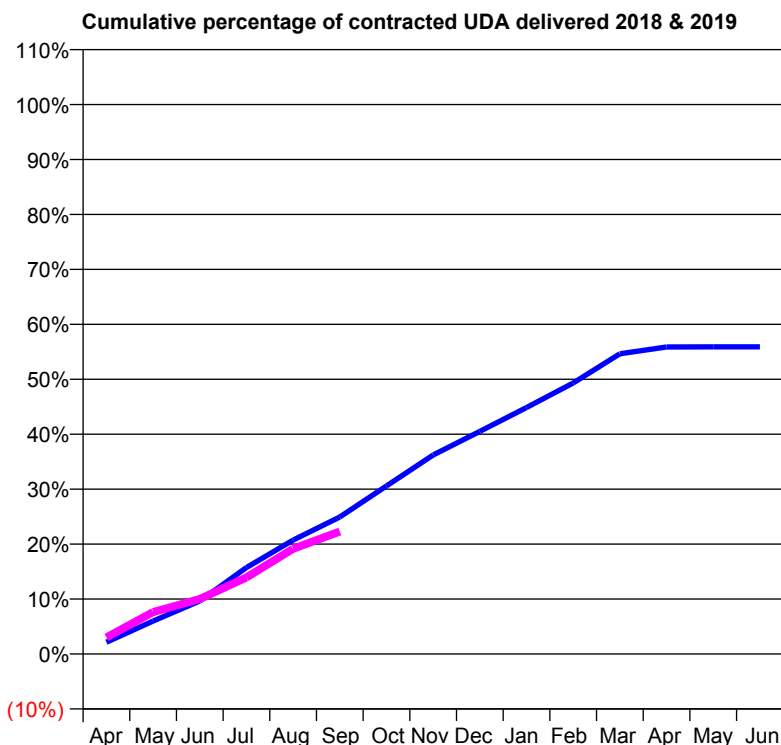
18/19 Contracted general activity (UDA)	22,500
Carry forward general activity (UDA)	0
18/19 Contracted orthodontic activity (UOA)	0
Carry forward orthodontic activity (UOA)	0
Baseline contract value	£786,419.66

ACCESS*

Patients seen in 24 months	Total	Change since previous quarter
Quarter ending September 2017	5,138	
Quarter ending December 2017	4,904	↓
Quarter ending March 2018	4,714	↓
Quarter ending June 2018	4,470	↓
Quarter ending September 2018	4,369	↓
Variance since September 2017	(15.0%)	↓



ACTIVITY



Adjusted Scheduled Activity (UDA)		
Month	2018	2019
April	481	681
May	1,352	1,716
June	2,171	2,252
July	3,541	3,138
August	4,665	4,313
September	5,613	5,017
October	6,880	
November	8,151	
December	9,114	
January	10,090	
February	11,097	
March	12,293	
April	12,573	
May	12,578	
June	12,578	

QUALITY

	Quantity	Base Number	Contract	AT	Region	England
% of FP17s for the same patient ID Re-attending within 3 months - Children	51	722	7.1%	10.6%	11.4%	11.6%
% of FP17s for the same patient ID Re-attending within 3 months - Adults	223	2,285	9.8%	14.0%	15.0%	15.5%
% of FP17s for the same patient ID Re-attending between 3 & 9 months - Children	508	722	70.4%	59.8%	59.9%	58.8%
% of FP17s for the same patient ID Re-attending between 3 & 9 months - Adults	1,654	2,285	72.4%	49.1%	52.0%	51.1%
% of FP17s for Band 1 Urgent Courses	163	2,870	5.7%	9.1%	8.0%	9.0%
% of FP17s Relating to Free Repair or Replacements	4	2,870	0.1%	0.7%	0.8%	0.8%
% of FP17s Relating to Continuations	31	2,870	1.1%	1.0%	0.9%	0.9%
% of Patients satisfied with the dentistry they have received	3	3	N/A	93.6%	93.5%	93.3%
% of Patients satisfied with the time they had to wait for an appointment	3	3	N/A	88.4%	89.1%	88.9%

* This is based on patients treated on this contract for their most recent course of treatment. Figures in italics indicate the base number of FP17s or Patient Questionnaire responses are less than 100. N/A is shown where the base number of responses is less than 10 during the period. % is calculated as Quantity/Base number*100

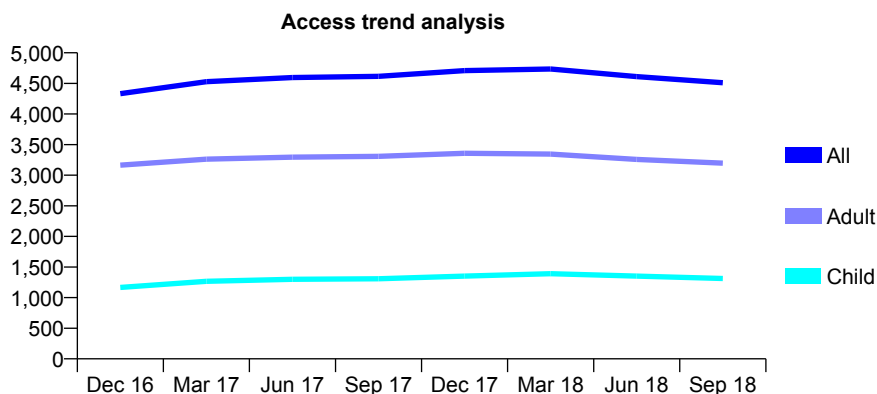
Q56 - Vital Signs At a Glance Contract Report for 173495/0001 - September 2018

Name or company name	West Earham Dental Health Practice Limited
Contract type name	Pilot Contract
Purpose of contract	General
Contract start date	01/01/2012
Contract end date	

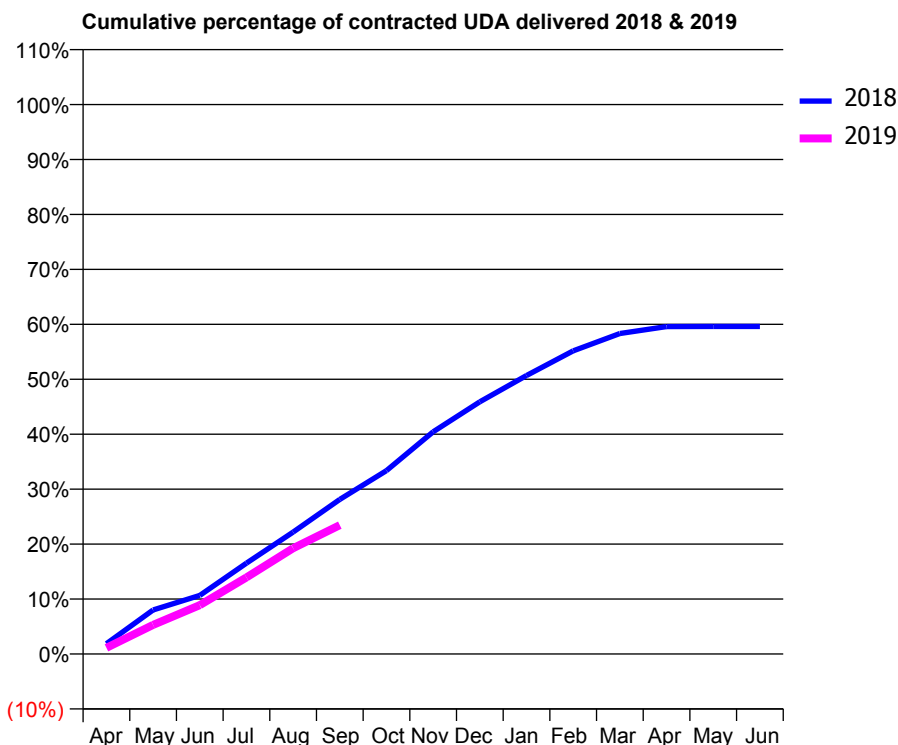
18/19 Contracted general activity (UDA)	15,830
Carry forward general activity (UDA)	0
18/19 Contracted orthodontic activity (UOA)	0
Carry forward orthodontic activity (UOA)	0
Baseline contract value	£355,032.53

ACCESS*

Patients seen in 24 months	Total	Change since previous quarter
Quarter ending September 2017	4,616	
Quarter ending December 2017	4,710	↑
Quarter ending March 2018	4,736	→
Quarter ending June 2018	4,611	↓
Quarter ending September 2018	4,510	↓
Variance since September 2017	(2.3%)	↓



ACTIVITY



Month	Adjusted Scheduled Activity (UDA)	
	2018	2019
April	297	179
May	1,268	841
June	1,688	1,407
July	2,616	2,206
August	3,515	3,050
September	4,455	3,714
October	5,283	
November	6,401	
December	7,266	
January	8,023	
February	8,734	
March	9,233	
April	9,434	
May	9,435	
June	9,435	

QUALITY

	Quantity	Base Number	Contract	AT	Region	England
% of FP17s for the same patient ID Re-attending within 3 months - Children	17	790	2.2%	10.6%	11.4%	11.6%
% of FP17s for the same patient ID Re-attending within 3 months - Adults	98	1,566	6.3%	14.0%	15.0%	15.5%
% of FP17s for the same patient ID Re-attending between 3 & 9 months - Children	414	790	52.4%	59.8%	59.9%	58.8%
% of FP17s for the same patient ID Re-attending between 3 & 9 months - Adults	407	1,566	26.0%	49.1%	52.0%	51.1%
% of FP17s for Band 1 Urgent Courses	116	2,197	5.3%	9.1%	8.0%	9.0%
% of FP17s Relating to Free Repair or Replacements	14	2,197	0.6%	0.7%	0.8%	0.8%
% of FP17s Relating to Continuations	12	2,197	0.5%	1.0%	0.9%	0.9%
% of Patients satisfied with the dentistry they have received	3	3	N/A	93.6%	93.5%	93.3%
% of Patients satisfied with the time they had to wait for an appointment	3	3	N/A	88.4%	89.1%	88.9%

* This is based on patients treated on this contract for their most recent course of treatment. Figures in italics indicate the base number of FP17s or Patient Questionnaire responses are less than 100. N/A is shown where the base number of responses is less than 10 during the period. % is calculated as Quantity/Base number*100

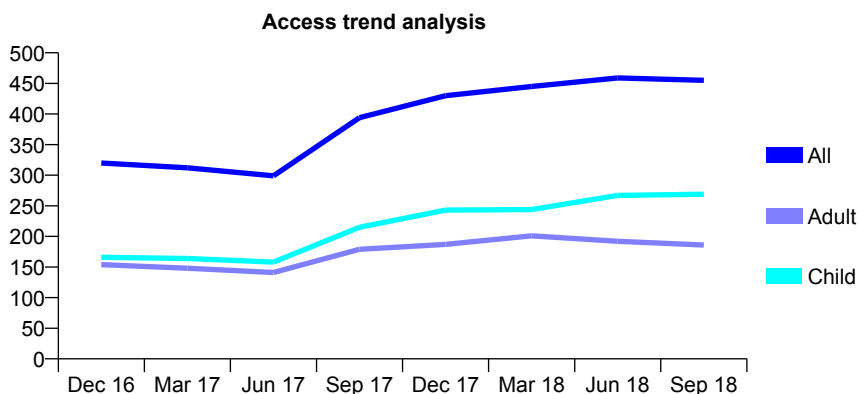
Q56 - Vital Signs At a Glance Contract Report for 173835/0001 - September 2018

Name or company name	Apex Dental Care Partnership Gorleston-or
Contract type name	GDS Contract
Purpose of contract	General
Contract start date	01/12/2013
Contract end date	

18/19 Contracted general activity (UDA)	800
Carry forward general activity (UDA)	0
18/19 Contracted orthodontic activity (UOA)	0
Carry forward orthodontic activity (UOA)	0
Baseline contract value	£16,953.61

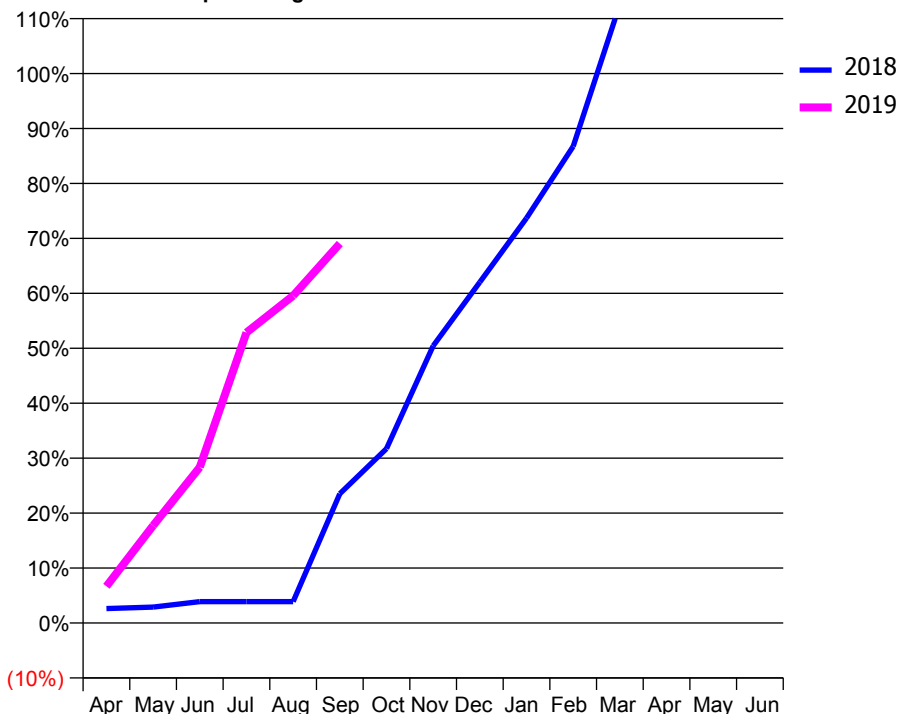
ACCESS*

Patients seen in 24 months	Total	Change since previous quarter
Quarter ending September 2017	394	
Quarter ending December 2017	430	↑
Quarter ending March 2018	445	↑
Quarter ending June 2018	459	↑
Quarter ending September 2018	455	→
Variance since September 2017	15.5%	↑



ACTIVITY

Cumulative percentage of contracted UDA delivered 2018 & 2019



Adjusted Scheduled Activity (UDA)

Month	2018	2019
April	21	53
May	23	142
June	31	227
July	31	423
August	31	477
September	188	552
October	254	
November	404	
December	496	
January	589	
February	694	
March	900	
April	941	
May	941	
June	941	

QUALITY

	Quantity	Base Number	Contract	AT	Region	England
% of FP17s for the same patient ID Re-attending within 3 months - Children	16	213	7.5%	10.6%	11.4%	11.6%
% of FP17s for the same patient ID Re-attending within 3 months - Adults	16	108	14.8%	14.0%	15.0%	15.5%
% of FP17s for the same patient ID Re-attending between 3 & 9 months - Children	115	213	54.0%	59.8%	59.9%	58.8%
% of FP17s for the same patient ID Re-attending between 3 & 9 months - Adults	45	108	41.7%	49.1%	52.0%	51.1%
% of FP17s for Band 1 Urgent Courses	22	297	7.4%	9.1%	8.0%	9.0%
% of FP17s Relating to Free Repair or Replacements	3	297	1.0%	0.7%	0.8%	0.8%
% of FP17s Relating to Continuations	0	297	0.0%	1.0%	0.9%	0.9%
% of Patients satisfied with the dentistry they have received	1	1	N/A	93.6%	93.5%	93.3%
% of Patients satisfied with the time they had to wait for an appointment	1	1	N/A	88.4%	89.1%	88.9%

* This is based on patients treated on this contract for their most recent course of treatment. Figures in italics indicate the base number of FP17s or Patient Questionnaire responses are less than 100. N/A is shown where the base number of responses is less than 10 during the period. % is calculated as Quantity/Base number*100

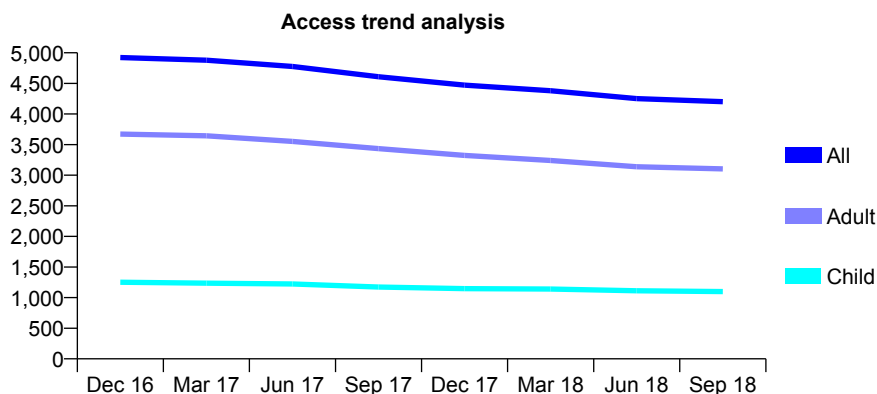
Q56 - Vital Signs At a Glance Contract Report for 174173/0002 - September 2018

Name or company name	Advance Dental Health Limited
Contract type name	GDS Contract
Purpose of contract	General
Contract start date	01/11/2011
Contract end date	

18/19 Contracted general activity (UDA)	13,500
Carry forward general activity (UDA)	0
18/19 Contracted orthodontic activity (UOA)	0
Carry forward orthodontic activity (UOA)	0
Baseline contract value	£332,139.65

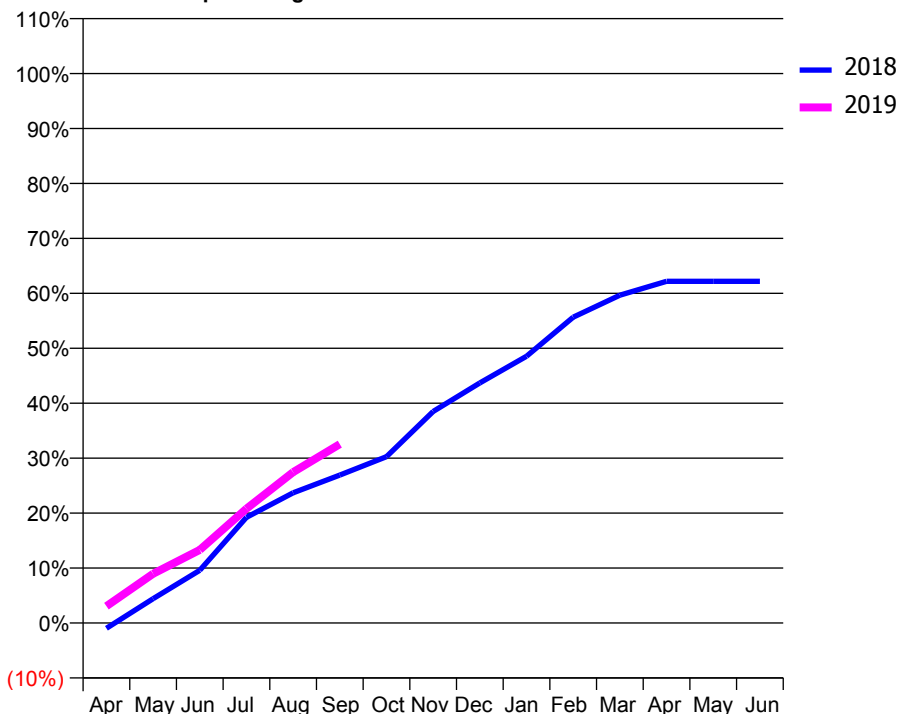
ACCESS*

Patients seen in 24 months	Total	Change since previous quarter
Quarter ending September 2017	4,608	
Quarter ending December 2017	4,472	↓
Quarter ending March 2018	4,381	↓
Quarter ending June 2018	4,251	↓
Quarter ending September 2018	4,202	↓
Variance since September 2017	(8.8%)	↓



ACTIVITY

Cumulative percentage of contracted UDA delivered 2018 & 2019



Adjusted Scheduled Activity (UDA)

Month	2018	2019
April	-134	413
May	598	1,209
June	1,296	1,795
July	2,595	2,809
August	3,200	3,706
September	3,634	4,394
October	4,087	
November	5,196	
December	5,898	
January	6,552	
February	7,515	
March	8,053	
April	8,394	
May	8,394	
June	8,394	

QUALITY

	Quantity	Base Number	Contract	AT	Region	England
% of FP17s for the same patient ID Re-attending within 3 months - Children	46	642	7.2%	10.6%	11.4%	11.6%
% of FP17s for the same patient ID Re-attending within 3 months - Adults	215	1,726	12.5%	14.0%	15.0%	15.5%
% of FP17s for the same patient ID Re-attending between 3 & 9 months - Children	198	642	30.8%	59.8%	59.9%	58.8%
% of FP17s for the same patient ID Re-attending between 3 & 9 months - Adults	626	1,726	36.3%	49.1%	52.0%	51.1%
% of FP17s for Band 1 Urgent Courses	179	2,220	8.1%	9.1%	8.0%	9.0%
% of FP17s Relating to Free Repair or Replacements	27	2,220	1.2%	0.7%	0.8%	0.8%
% of FP17s Relating to Continuations	32	2,220	1.4%	1.0%	0.9%	0.9%
% of Patients satisfied with the dentistry they have received	0	0	N/A	93.6%	93.5%	93.3%
% of Patients satisfied with the time they had to wait for an appointment	0	0	N/A	88.4%	89.1%	88.9%

* This is based on patients treated on this contract for their most recent course of treatment. Figures in italics indicate the base number of FP17s or Patient Questionnaire responses are less than 100. N/A is shown where the base number of responses is less than 10 during the period. % is calculated as Quantity/Base number*100

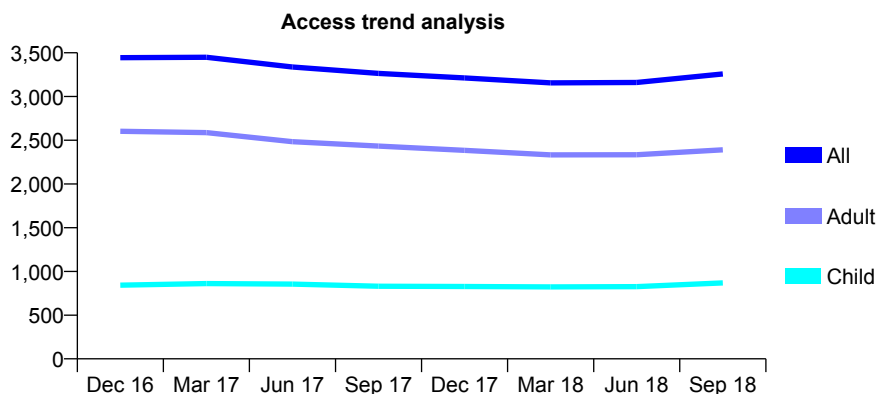
Q56 - Vital Signs At a Glance Contract Report for 174173/0003 - September 2018

Name or company name	Advance Dental Health Limited
Contract type name	GDS Contract
Purpose of contract	General
Contract start date	01/11/2011
Contract end date	

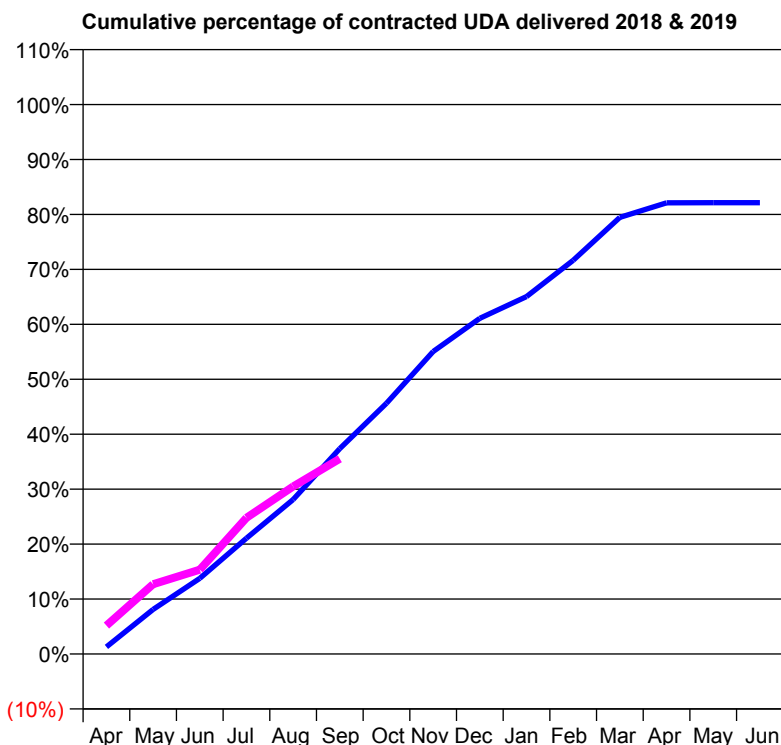
18/19 Contracted general activity (UDA)	12,120
Carry forward general activity (UDA)	0
18/19 Contracted orthodontic activity (UOA)	0
Carry forward orthodontic activity (UOA)	0
Baseline contract value	£292,034.18

ACCESS*

Patients seen in 24 months	Total	Change since previous quarter
Quarter ending September 2017	3,264	
Quarter ending December 2017	3,213	↓
Quarter ending March 2018	3,156	↓
Quarter ending June 2018	3,160	→
Quarter ending September 2018	3,258	↑
Variance since September 2017	(0.2%)	→



ACTIVITY



Month	Adjusted Scheduled Activity (UDA)	
	2018	2019
April	158	627
May	984	1,539
June	1,669	1,862
July	2,555	3,005
August	3,406	3,695
September	4,532	4,308
October	5,530	
November	6,673	
December	7,406	
January	7,884	
February	8,684	
March	9,632	
April	9,953	
May	9,954	
June	9,954	

QUALITY

	Quantity	Base Number	Contract	AT	Region	England
% of FP17s for the same patient ID Re-attending within 3 months - Children	33	574	5.7%	10.6%	11.4%	11.6%
% of FP17s for the same patient ID Re-attending within 3 months - Adults	184	1,423	12.9%	14.0%	15.0%	15.5%
% of FP17s for the same patient ID Re-attending between 3 & 9 months - Children	260	574	45.3%	59.8%	59.9%	58.8%
% of FP17s for the same patient ID Re-attending between 3 & 9 months - Adults	594	1,423	41.7%	49.1%	52.0%	51.1%
% of FP17s for Band 1 Urgent Courses	173	1,869	9.3%	9.1%	8.0%	9.0%
% of FP17s Relating to Free Repair or Replacements	28	1,869	1.5%	0.7%	0.8%	0.8%
% of FP17s Relating to Continuations	54	1,869	2.9%	1.0%	0.9%	0.9%
% of Patients satisfied with the dentistry they have received	2	2	N/A	93.6%	93.5%	93.3%
% of Patients satisfied with the time they had to wait for an appointment	2	2	N/A	88.4%	89.1%	88.9%

* This is based on patients treated on this contract for their most recent course of treatment. Figures in italics indicate the base number of FP17s or Patient Questionnaire responses are less than 100. N/A is shown where the base number of responses is less than 10 during the period. % is calculated as Quantity/Base number*100

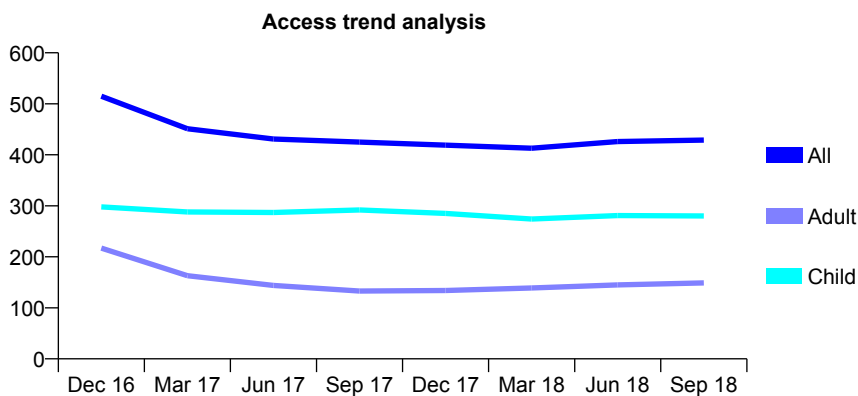
Q56 - Vital Signs At a Glance Contract Report for 175196/0001 - September 2018

Name or company name	Christchurch Dental Practice Ltd
Contract type name	PDS Contract
Purpose of contract	General
Contract start date	01/06/2010
Contract end date	30/09/2018

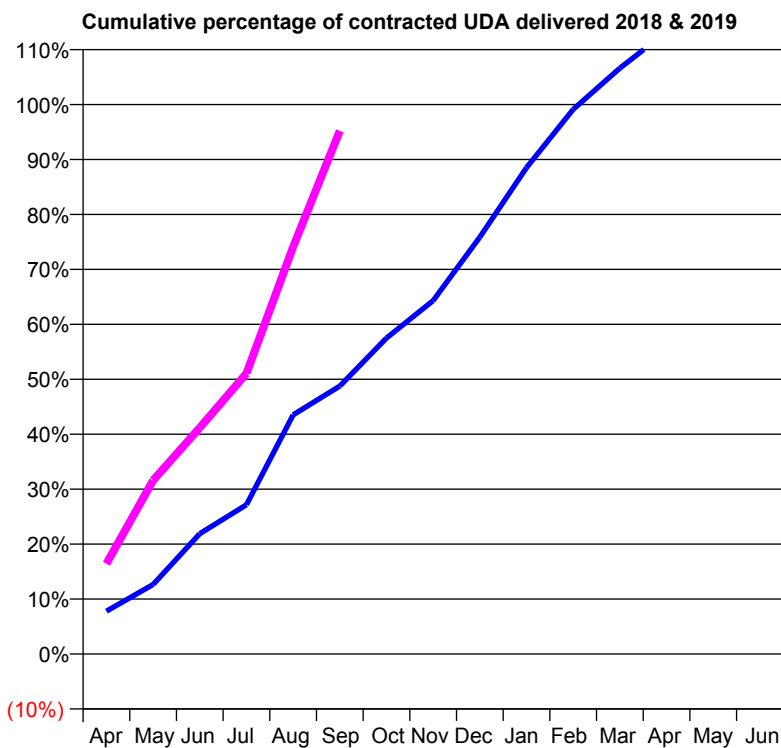
18/19 Contracted general activity (UDA)	450
Carry forward general activity (UDA)	0
18/19 Contracted orthodontic activity (UOA)	0
Carry forward orthodontic activity (UOA)	0
Baseline contract value	£11,835.46

ACCESS*

Patients seen in 24 months	Total	Change since previous quarter
Quarter ending September 2017	425	
Quarter ending December 2017	419	↓
Quarter ending March 2018	413	↓
Quarter ending June 2018	426	↑
Quarter ending September 2018	429	→
Variance since September 2017	0.9%	→



ACTIVITY



Adjusted Scheduled Activity (UDA)		
Month	2018	2019
April	70	74
May	114	142
June	197	185
July	244	230
August	392	333
September	439	428
October	517	
November	579	
December	683	
January	797	
February	892	
March	960	
April	1,019	
May	1,019	
June	1,020	

QUALITY

	Quantity	Base Number	Contract	AT	Region	England
% of FP17s for the same patient ID Re-attending within 3 months - Children	26	269	9.7%	10.6%	11.4%	11.6%
% of FP17s for the same patient ID Re-attending within 3 months - Adults	11	81	13.6%	14.0%	15.0%	15.5%
% of FP17s for the same patient ID Re-attending between 3 & 9 months - Children	181	269	67.3%	59.8%	59.9%	58.8%
% of FP17s for the same patient ID Re-attending between 3 & 9 months - Adults	39	81	48.1%	49.1%	52.0%	51.1%
% of FP17s for Band 1 Urgent Courses	17	318	5.3%	9.1%	8.0%	9.0%
% of FP17s Relating to Free Repair or Replacements	0	318	0.0%	0.7%	0.8%	0.8%
% of FP17s Relating to Continuations	0	318	0.0%	1.0%	0.9%	0.9%
% of Patients satisfied with the dentistry they have received	0	0	N/A	93.6%	93.5%	93.3%
% of Patients satisfied with the time they had to wait for an appointment	0	0	N/A	88.4%	89.1%	88.9%

* This is based on patients treated on this contract for their most recent course of treatment. Figures in italics indicate the base number of FP17s or Patient Questionnaire responses are less than 100. N/A is shown where the base number of responses is less than 10 during the period. % is calculated as Quantity/Base number*100

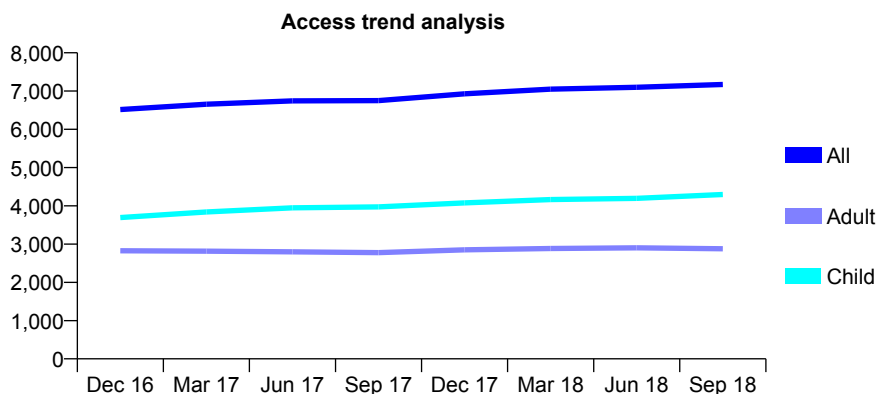
Q56 - Vital Signs At a Glance Contract Report for 175900/0002 - September 2018

Name or company name	Onefiveseven Partnership
Contract type name	GDS Contract
Purpose of contract	General
Contract start date	01/04/2010
Contract end date	

18/19 Contracted general activity (UDA)	19,896
Carry forward general activity (UDA)	0
18/19 Contracted orthodontic activity (UOA)	0
Carry forward orthodontic activity (UOA)	0
Baseline contract value	£484,373.46

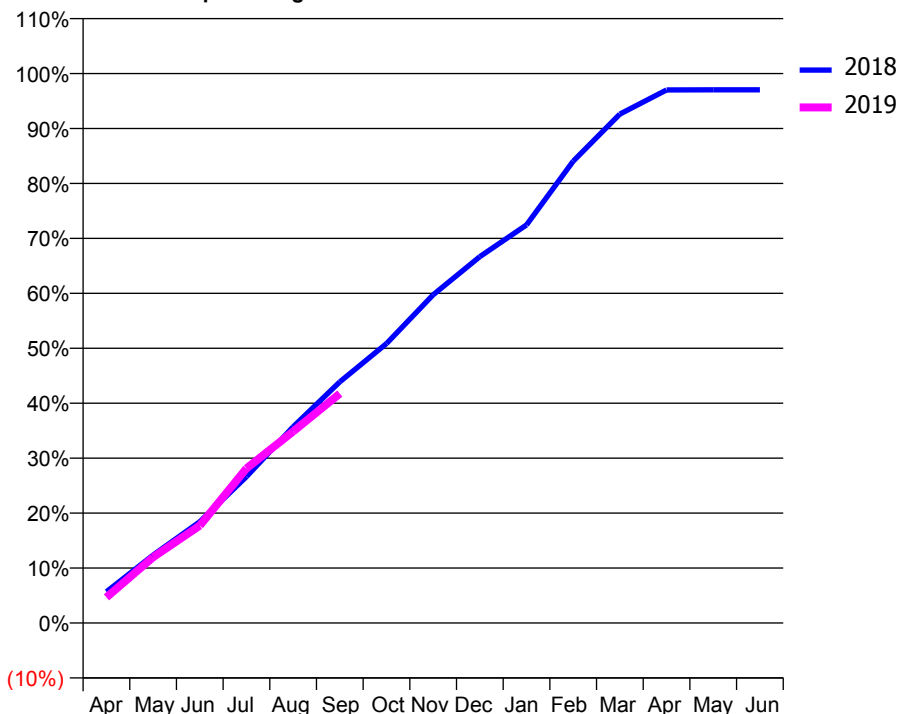
ACCESS*

Patients seen in 24 months	Total	Change since previous quarter
Quarter ending September 2017	6,749	
Quarter ending December 2017	6,929	↑
Quarter ending March 2018	7,050	→
Quarter ending June 2018	7,098	→
Quarter ending September 2018	7,173	→
Variance since September 2017	6.3%	↑



ACTIVITY

Cumulative percentage of contracted UDA delivered 2018 & 2019



Month	Adjusted Scheduled Activity (UDA)	
	2018	2019
April	1,132	930
May	2,462	2,382
June	3,668	3,525
July	5,301	5,599
August	7,103	6,937
September	8,734	8,309
October	10,118	
November	11,886	
December	13,263	
January	14,415	
February	16,723	
March	18,427	
April	19,299	
May	19,305	
June	19,305	

QUALITY

	Quantity	Base Number	Contract	AT	Region	England
% of FP17s for the same patient ID Re-attending within 3 months - Children	201	3,233	6.2%	10.6%	11.4%	11.6%
% of FP17s for the same patient ID Re-attending within 3 months - Adults	299	1,746	17.1%	14.0%	15.0%	15.5%
% of FP17s for the same patient ID Re-attending between 3 & 9 months - Children	1,991	3,233	61.6%	59.8%	59.9%	58.8%
% of FP17s for the same patient ID Re-attending between 3 & 9 months - Adults	927	1,746	53.1%	49.1%	52.0%	51.1%
% of FP17s for Band 1 Urgent Courses	324	4,586	7.1%	9.1%	8.0%	9.0%
% of FP17s Relating to Free Repair or Replacements	1	4,586	0.0%	0.7%	0.8%	0.8%
% of FP17s Relating to Continuations	0	4,586	0.0%	1.0%	0.9%	0.9%
% of Patients satisfied with the dentistry they have received	1	1	N/A	93.6%	93.5%	93.3%
% of Patients satisfied with the time they had to wait for an appointment	1	1	N/A	88.4%	89.1%	88.9%

* This is based on patients treated on this contract for their most recent course of treatment. Figures in italics indicate the base number of FP17s or Patient Questionnaire responses are less than 100. N/A is shown where the base number of responses is less than 10 during the period. % is calculated as Quantity/Base number*100

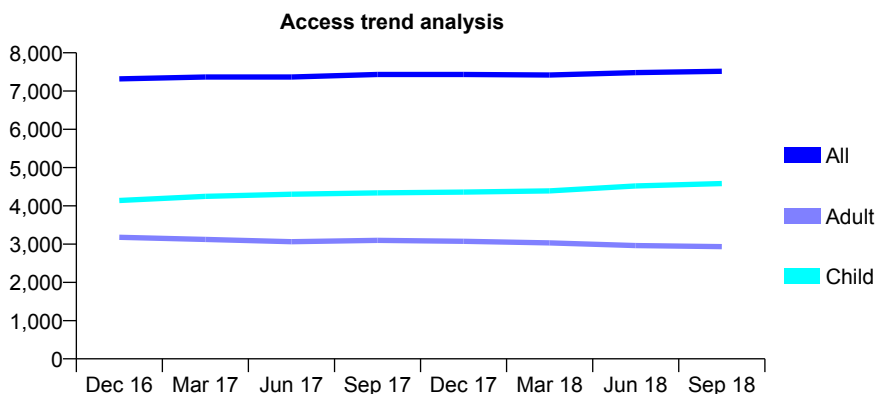
Q56 - Vital Signs At a Glance Contract Report for 175900/0003 - September 2018

Name or company name	Onefiveseven Partnership
Contract type name	GDS Contract
Purpose of contract	General
Contract start date	01/04/2010
Contract end date	

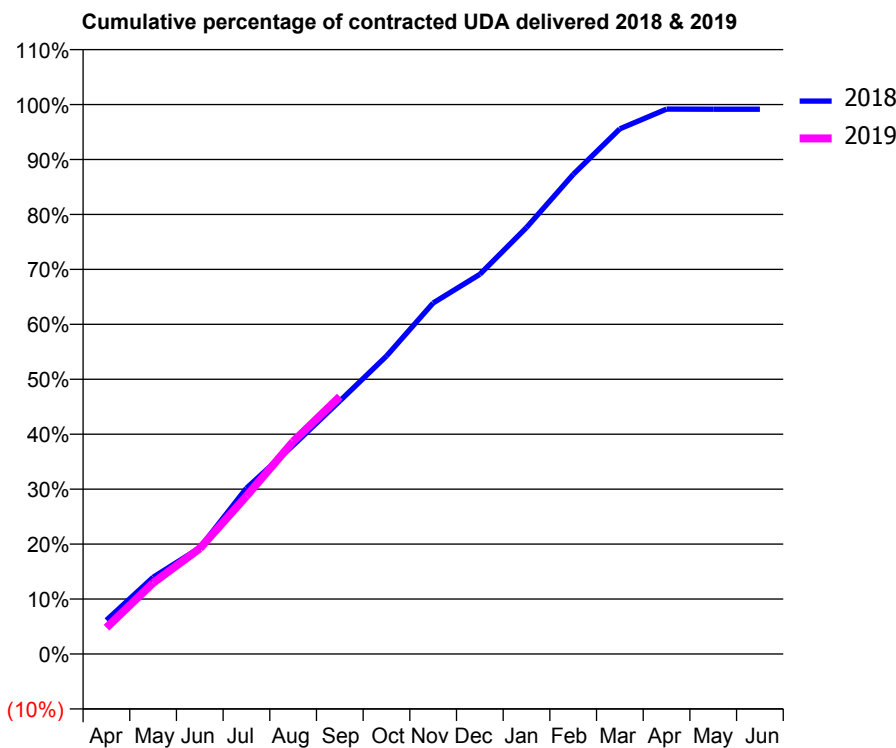
18/19 Contracted general activity (UDA)	20,573
Carry forward general activity (UDA)	0
18/19 Contracted orthodontic activity (UOA)	0
Carry forward orthodontic activity (UOA)	0
Baseline contract value	£432,669.66

ACCESS*

Patients seen in 24 months	Total	Change since previous quarter
Quarter ending September 2017	7,434	
Quarter ending December 2017	7,432	→
Quarter ending March 2018	7,420	→
Quarter ending June 2018	7,481	→
Quarter ending September 2018	7,516	→
Variance since September 2017	1.1%	→



ACTIVITY



Adjusted Scheduled Activity (UDA)		
Month	2018	2019
April	1,264	986
May	2,874	2,663
June	3,976	3,949
July	6,208	5,912
August	7,812	7,954
September	9,473	9,640
October	11,155	
November	13,143	
December	14,216	
January	15,971	
February	17,954	
March	19,664	
April	20,401	
May	20,397	
June	20,397	

QUALITY

	Quantity	Base Number	Contract	AT	Region	England
% of FP17s for the same patient ID Re-attending within 3 months - Children	285	3,785	7.5%	10.6%	11.4%	11.6%
% of FP17s for the same patient ID Re-attending within 3 months - Adults	374	1,856	20.2%	14.0%	15.0%	15.5%
% of FP17s for the same patient ID Re-attending between 3 & 9 months - Children	2,287	3,785	60.4%	59.8%	59.9%	58.8%
% of FP17s for the same patient ID Re-attending between 3 & 9 months - Adults	985	1,856	53.1%	49.1%	52.0%	51.1%
% of FP17s for Band 1 Urgent Courses	410	5,292	7.7%	9.1%	8.0%	9.0%
% of FP17s Relating to Free Repair or Replacements	0	5,292	0.0%	0.7%	0.8%	0.8%
% of FP17s Relating to Continuations	1	5,292	0.0%	1.0%	0.9%	0.9%
% of Patients satisfied with the dentistry they have received	4	4	N/A	93.6%	93.5%	93.3%
% of Patients satisfied with the time they had to wait for an appointment	4	4	N/A	88.4%	89.1%	88.9%

* This is based on patients treated on this contract for their most recent course of treatment. Figures in italics indicate the base number of FP17s or Patient Questionnaire responses are less than 100. N/A is shown where the base number of responses is less than 10 during the period. % is calculated as Quantity/Base number*100

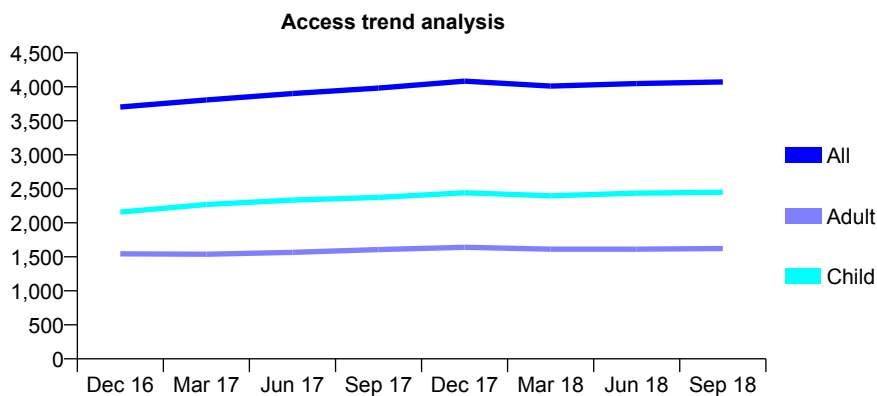
Q56 - Vital Signs At a Glance Contract Report for 175900/0004 - September 2018

Name or company name	Onefiveseven Partnership
Contract type name	GDS Contract
Purpose of contract	General
Contract start date	01/04/2010
Contract end date	

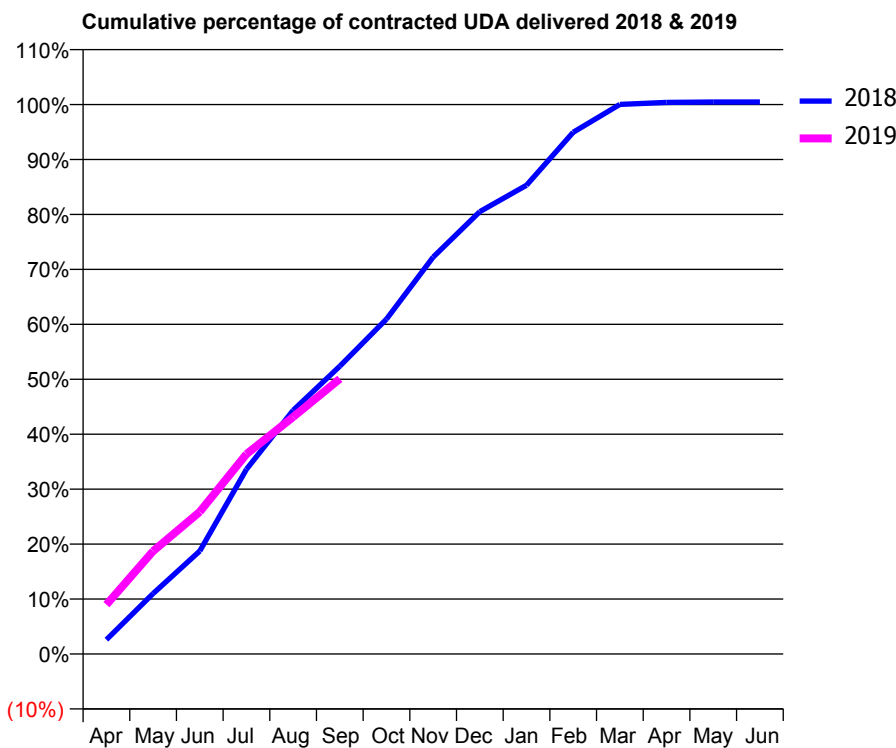
18/19 Contracted general activity (UDA)	10,449
Carry forward general activity (UDA)	0
18/19 Contracted orthodontic activity (UOA)	0
Carry forward orthodontic activity (UOA)	0
Baseline contract value	£267,868.63

ACCESS*

Patients seen in 24 months	Total	Change since previous quarter
Quarter ending September 2017	3,981	
Quarter ending December 2017	4,083	↑
Quarter ending March 2018	4,010	↓
Quarter ending June 2018	4,049	→
Quarter ending September 2018	4,072	→
Variance since September 2017	2.3%	↑



ACTIVITY



Month	Adjusted Scheduled Activity (UDA)	
	2018	2019
April	272	940
May	1,149	1,957
June	1,958	2,705
July	3,513	3,803
August	4,635	4,507
September	5,474	5,232
October	6,368	
November	7,548	
December	8,411	
January	8,914	
February	9,920	
March	10,452	
April	10,488	
May	10,495	
June	10,495	

QUALITY

	Quantity	Base Number	Contract	AT	Region	England
% of FP17s for the same patient ID Re-attending within 3 months - Children	132	1,936	6.8%	10.6%	11.4%	11.6%
% of FP17s for the same patient ID Re-attending within 3 months - Adults	131	907	14.4%	14.0%	15.0%	15.5%
% of FP17s for the same patient ID Re-attending between 3 & 9 months - Children	1,201	1,936	62.0%	59.8%	59.9%	58.8%
% of FP17s for the same patient ID Re-attending between 3 & 9 months - Adults	511	907	56.3%	49.1%	52.0%	51.1%
% of FP17s for Band 1 Urgent Courses	202	2,813	7.2%	9.1%	8.0%	9.0%
% of FP17s Relating to Free Repair or Replacements	0	2,813	0.0%	0.7%	0.8%	0.8%
% of FP17s Relating to Continuations	0	2,813	0.0%	1.0%	0.9%	0.9%
% of Patients satisfied with the dentistry they have received	3	3	N/A	93.6%	93.5%	93.3%
% of Patients satisfied with the time they had to wait for an appointment	3	3	N/A	88.4%	89.1%	88.9%

* This is based on patients treated on this contract for their most recent course of treatment. Figures in italics indicate the base number of FP17s or Patient Questionnaire responses are less than 100. N/A is shown where the base number of responses is less than 10 during the period. % is calculated as Quantity/Base number*100

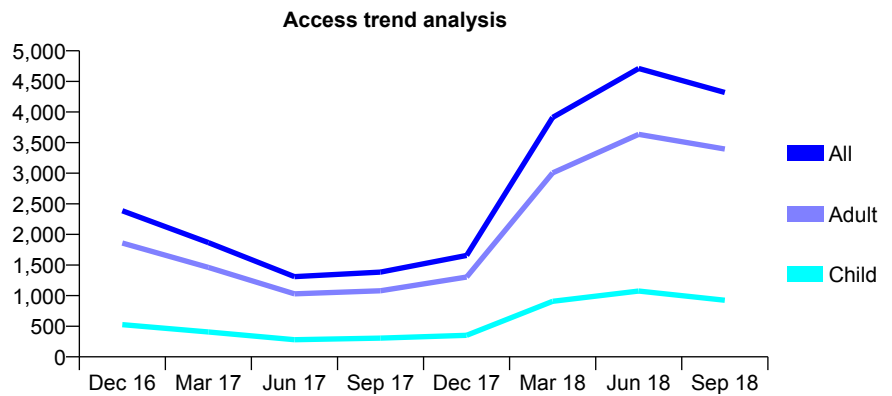
Q56 - Vital Signs At a Glance Contract Report for 176702/0001 - September 2018

Name or company name	Jeffrey Sherer and Larry Levin
Contract type name	GDS Contract
Purpose of contract	General and Orthodontic
Contract start date	01/04/2012
Contract end date	

18/19 Contracted general activity (UDA)	12,500
Carry forward general activity (UDA)	0
18/19 Contracted orthodontic activity (UOA)	719
Carry forward orthodontic activity (UOA)	0
Baseline contract value	£317,202.11

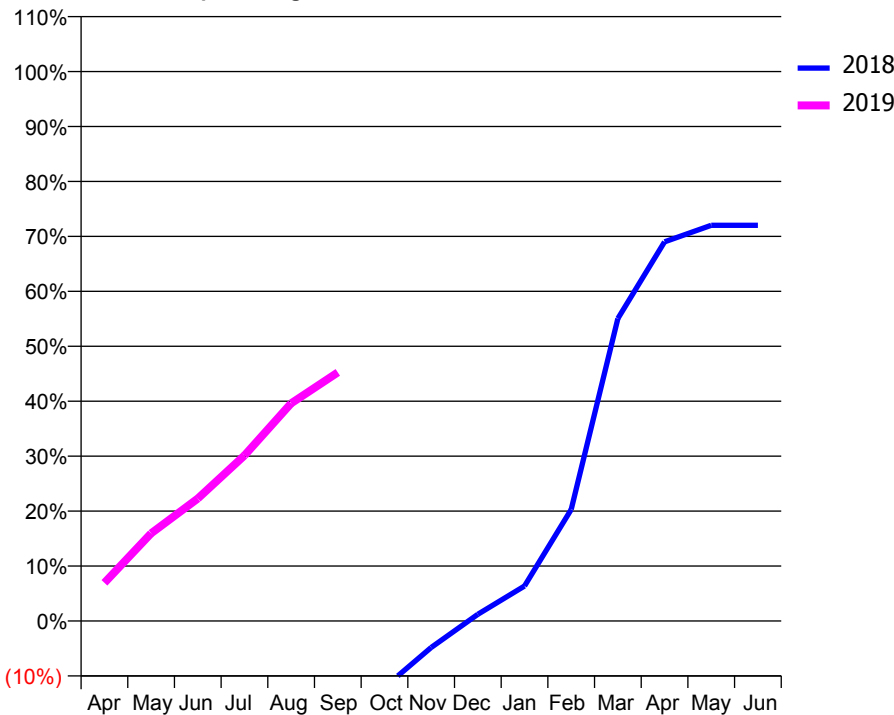
ACCESS*

Patients seen in 24 months	Total	Change since previous quarter
Quarter ending September 2017	1,385	
Quarter ending December 2017	1,656	↑
Quarter ending March 2018	3,912	↑
Quarter ending June 2018	4,711	↑
Quarter ending September 2018	4,320	↓
Variance since September 2017	211.9%	↑



ACTIVITY

Cumulative percentage of contracted UDA delivered 2018 & 2019



Month	Adjusted Scheduled Activity (UDA)	
	2018	2019
April	-2,999	868
May	-2,987	1,995
June	-2,976	2,785
July	-2,971	3,765
August	-2,723	4,953
September	-1,959	5,655
October	-1,512	
November	-604	
December	154	
January	796	
February	2,537	
March	6,881	
April	8,624	
May	9,003	
June	9,003	

QUALITY

	Quantity	Base Number	Contract	AT	Region	England
% of FP17s for the same patient ID Re-attending within 3 months - Children	73	749	9.7%	10.6%	11.4%	11.6%
% of FP17s for the same patient ID Re-attending within 3 months - Adults	540	3,179	17.0%	14.0%	15.0%	15.5%
% of FP17s for the same patient ID Re-attending between 3 & 9 months - Children	140	749	18.7%	59.8%	59.9%	58.8%
% of FP17s for the same patient ID Re-attending between 3 & 9 months - Adults	631	3,179	19.8%	49.1%	52.0%	51.1%
% of FP17s for Band 1 Urgent Courses	684	3,125	21.9%	9.1%	8.0%	9.0%
% of FP17s Relating to Free Repair or Replacements	8	3,125	0.3%	0.7%	0.8%	0.8%
% of FP17s Relating to Continuations	49	3,125	1.6%	1.0%	0.9%	0.9%
% of Patients satisfied with the dentistry they have received	6	6	N/A	93.6%	93.5%	93.3%
% of Patients satisfied with the time they had to wait for an appointment	6	6	N/A	88.4%	89.1%	88.9%

* This is based on patients treated on this contract for their most recent course of treatment. Figures in italics indicate the base number of FP17s or Patient Questionnaire responses are less than 100. N/A is shown where the base number of responses is less than 10 during the period. % is calculated as Quantity/Base number*100

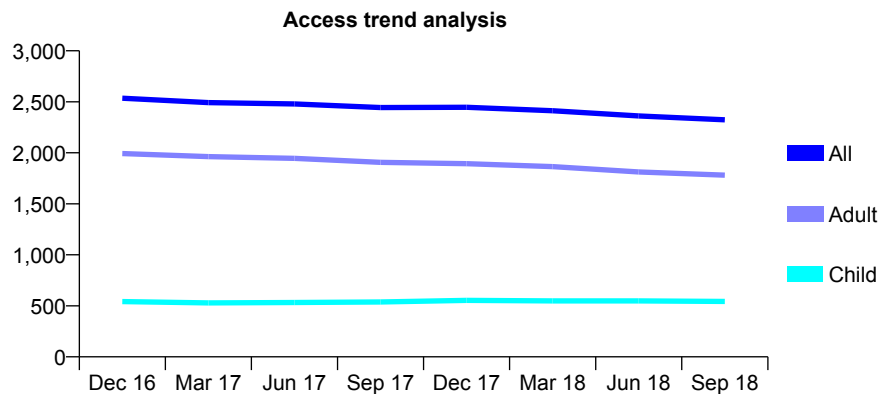
Q56 - Vital Signs At a Glance Contract Report for 176796/0001 - September 2018

Name or company name	Treetops Dental Practice Limited
Contract type name	GDS Contract
Purpose of contract	General
Contract start date	01/08/2011
Contract end date	

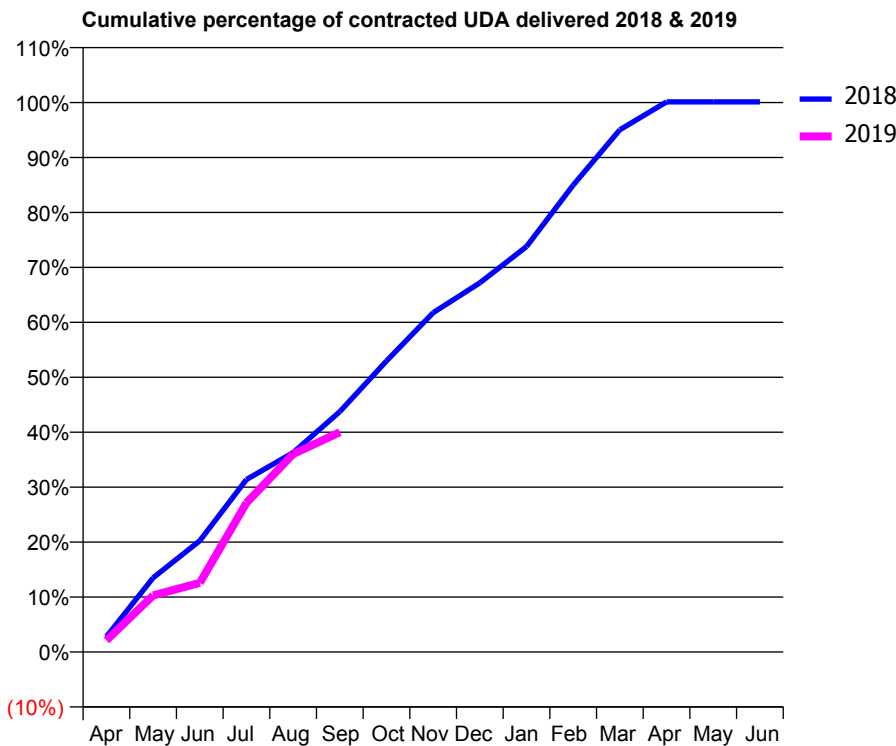
18/19 Contracted general activity (UDA)	6,642
Carry forward general activity (UDA)	0
18/19 Contracted orthodontic activity (UOA)	0
Carry forward orthodontic activity (UOA)	0
Baseline contract value	£245,912.75

ACCESS*

Patients seen in 24 months	Total	Change since previous quarter
Quarter ending September 2017	2,444	
Quarter ending December 2017	2,447	→
Quarter ending March 2018	2,413	↓
Quarter ending June 2018	2,361	↓
Quarter ending September 2018	2,324	↓
Variance since September 2017	(4.9%)	↓



ACTIVITY



Month	Adjusted Scheduled Activity (UDA)	
	2018	2019
April	186	141
May	897	685
June	1,346	836
July	2,085	1,803
August	2,410	2,393
September	2,905	2,657
October	3,517	
November	4,101	
December	4,462	
January	4,900	
February	5,644	
March	6,312	
April	6,649	
May	6,649	
June	6,649	

QUALITY

	Quantity	Base Number	Contract	AT	Region	England
% of FP17s for the same patient ID Re-attending within 3 months - Children	29	310	9.4%	10.6%	11.4%	11.6%
% of FP17s for the same patient ID Re-attending within 3 months - Adults	193	1,119	17.2%	14.0%	15.0%	15.5%
% of FP17s for the same patient ID Re-attending between 3 & 9 months - Children	85	310	27.4%	59.8%	59.9%	58.8%
% of FP17s for the same patient ID Re-attending between 3 & 9 months - Adults	504	1,119	45.0%	49.1%	52.0%	51.1%
% of FP17s for Band 1 Urgent Courses	167	1,330	12.6%	9.1%	8.0%	9.0%
% of FP17s Relating to Free Repair or Replacements	1	1,330	0.1%	0.7%	0.8%	0.8%
% of FP17s Relating to Continuations	29	1,330	2.2%	1.0%	0.9%	0.9%
% of Patients satisfied with the dentistry they have received	2	2	N/A	93.6%	93.5%	93.3%
% of Patients satisfied with the time they had to wait for an appointment	2	2	N/A	88.4%	89.1%	88.9%

* This is based on patients treated on this contract for their most recent course of treatment. Figures in italics indicate the base number of FP17s or Patient Questionnaire responses are less than 100. N/A is shown where the base number of responses is less than 10 during the period. % is calculated as Quantity/Base number*100

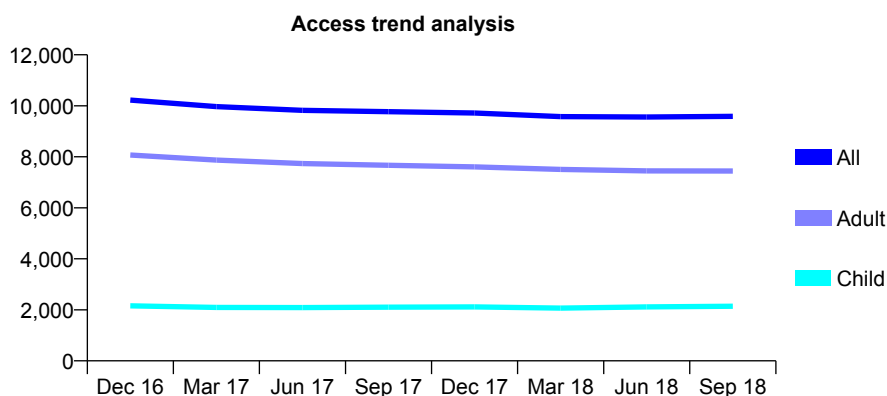
Q56 - Vital Signs At a Glance Contract Report for 176850/0001 - September 2018

Name or company name	The Wrating Road Partnership
Contract type name	GDS Contract
Purpose of contract	General
Contract start date	01/08/2006
Contract end date	

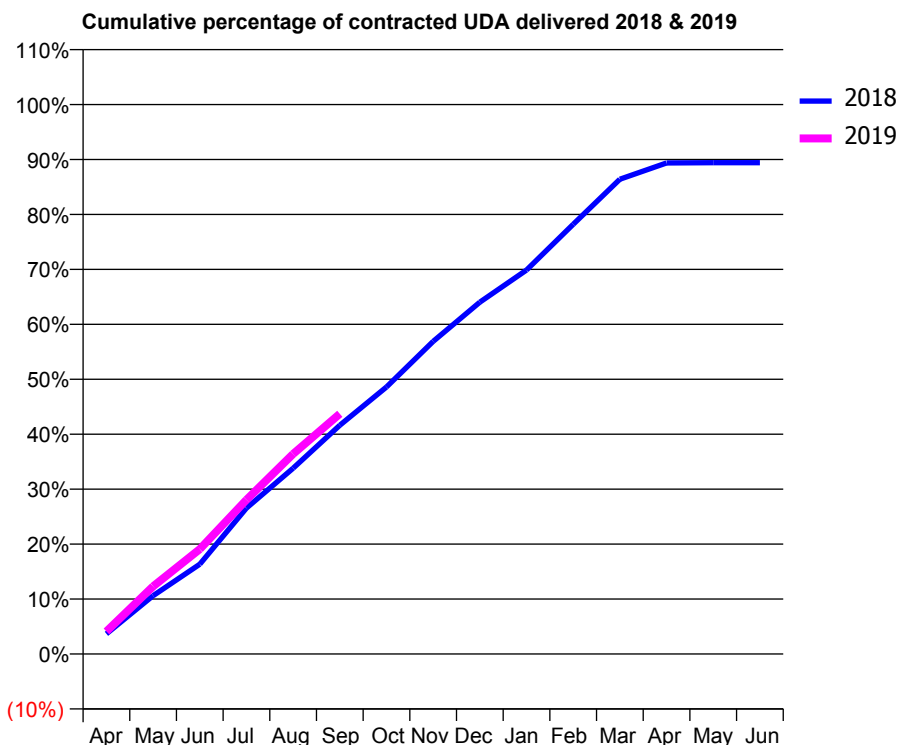
18/19 Contracted general activity (UDA)	29,000
Carry forward general activity (UDA)	0
18/19 Contracted orthodontic activity (UOA)	0
Carry forward orthodontic activity (UOA)	0
Baseline contract value	£681,976.62

ACCESS*

Patients seen in 24 months	Total	Change since previous quarter
Quarter ending September 2017	9,771	
Quarter ending December 2017	9,719	→
Quarter ending March 2018	9,578	↓
Quarter ending June 2018	9,561	→
Quarter ending September 2018	9,587	→
Variance since September 2017	(1.9%)	↓



ACTIVITY



Adjusted Scheduled Activity (UDA)		
Month	2018	2019
April	1,067	1,193
May	3,076	3,574
June	4,737	5,538
July	7,703	8,135
August	9,805	10,562
September	12,071	12,675
October	14,095	
November	16,498	
December	18,572	
January	20,262	
February	22,681	
March	25,058	
April	25,912	
May	25,928	
June	25,930	

QUALITY

	Quantity	Base Number	Contract	AT	Region	England
% of FP17s for the same patient ID Re-attending within 3 months - Children	113	1,870	6.0%	10.6%	11.4%	11.6%
% of FP17s for the same patient ID Re-attending within 3 months - Adults	883	6,235	14.2%	14.0%	15.0%	15.5%
% of FP17s for the same patient ID Re-attending between 3 & 9 months - Children	1,171	1,870	62.6%	59.8%	59.9%	58.8%
% of FP17s for the same patient ID Re-attending between 3 & 9 months - Adults	4,005	6,235	64.2%	49.1%	52.0%	51.1%
% of FP17s for Band 1 Urgent Courses	574	7,598	7.6%	9.1%	8.0%	9.0%
% of FP17s Relating to Free Repair or Replacements	55	7,598	0.7%	0.7%	0.8%	0.8%
% of FP17s Relating to Continuations	79	7,598	1.0%	1.0%	0.9%	0.9%
% of Patients satisfied with the dentistry they have received	6	6	N/A	93.6%	93.5%	93.3%
% of Patients satisfied with the time they had to wait for an appointment	6	6	N/A	88.4%	89.1%	88.9%

* This is based on patients treated on this contract for their most recent course of treatment. Figures in italics indicate the base number of FP17s or Patient Questionnaire responses are less than 100. N/A is shown where the base number of responses is less than 10 during the period. % is calculated as Quantity/Base number*100

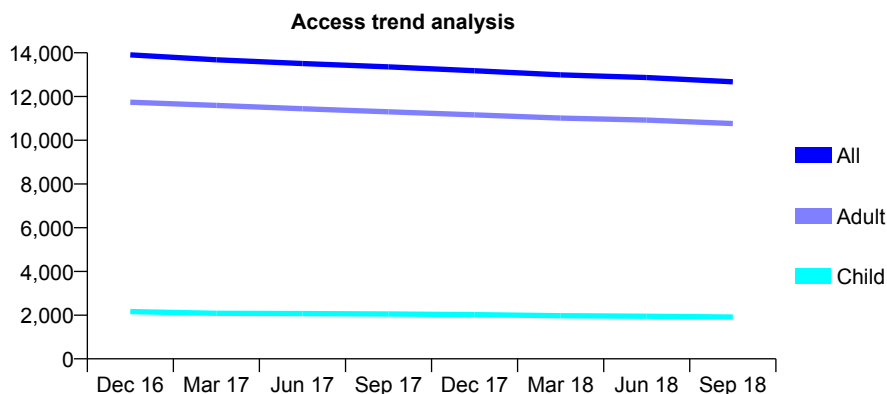
Q56 - Vital Signs At a Glance Contract Report for 177296/0001 - September 2018

Name or company name	Peacock & Shrestha
Contract type name	GDS Contract
Purpose of contract	General
Contract start date	01/04/2010
Contract end date	

18/19 Contracted general activity (UDA)	37,500
Carry forward general activity (UDA)	0
18/19 Contracted orthodontic activity (UOA)	0
Carry forward orthodontic activity (UOA)	0
Baseline contract value	£817,605.22

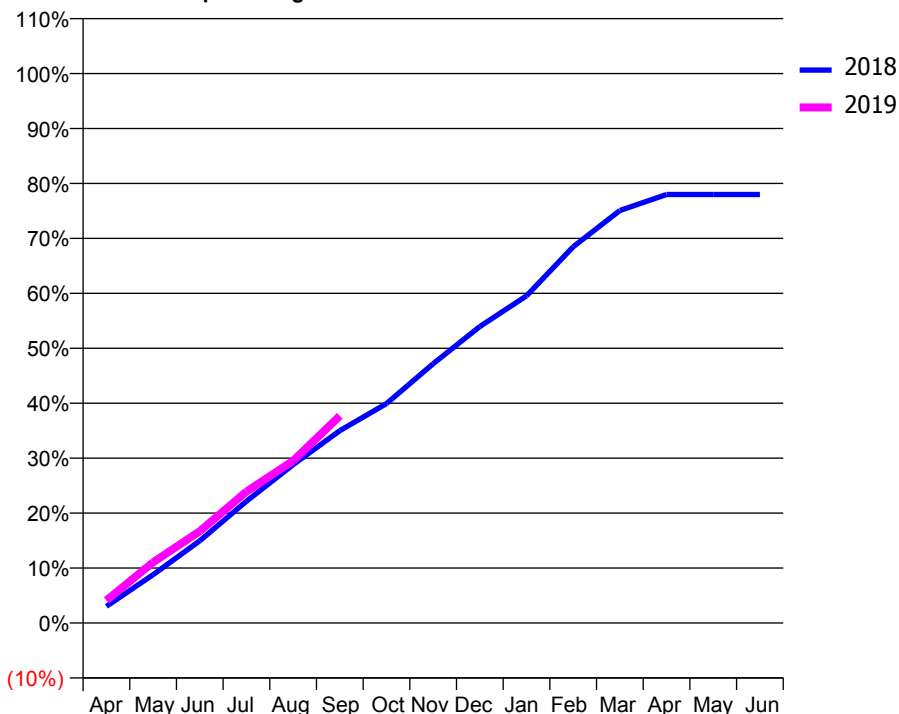
ACCESS*

Patients seen in 24 months	Total	Change since previous quarter
Quarter ending September 2017	13,354	
Quarter ending December 2017	13,181	↓
Quarter ending March 2018	12,988	↓
Quarter ending June 2018	12,868	→
Quarter ending September 2018	12,674	↓
Variance since September 2017	(5.1%)	↓



ACTIVITY

Cumulative percentage of contracted UDA delivered 2018 & 2019



Adjusted Scheduled Activity (UDA)

Month	2018	2019
April	1,138	1,543
May	3,301	4,147
June	5,606	6,269
July	8,309	8,968
August	10,802	11,073
September	13,123	14,139
October	14,971	
November	17,699	
December	20,232	
January	22,331	
February	25,674	
March	28,152	
April	29,240	
May	29,245	
June	29,245	

QUALITY

	Quantity	Base Number	Contract	AT	Region	England
% of FP17s for the same patient ID Re-attending within 3 months - Children	89	1,715	5.2%	10.6%	11.4%	11.6%
% of FP17s for the same patient ID Re-attending within 3 months - Adults	926	8,289	11.2%	14.0%	15.0%	15.5%
% of FP17s for the same patient ID Re-attending between 3 & 9 months - Children	1,266	1,715	73.8%	59.8%	59.9%	58.8%
% of FP17s for the same patient ID Re-attending between 3 & 9 months - Adults	4,737	8,289	57.1%	49.1%	52.0%	51.1%
% of FP17s for Band 1 Urgent Courses	747	9,378	8.0%	9.1%	8.0%	9.0%
% of FP17s Relating to Free Repair or Replacements	32	9,378	0.3%	0.7%	0.8%	0.8%
% of FP17s Relating to Continuations	45	9,378	0.5%	1.0%	0.9%	0.9%
% of Patients satisfied with the dentistry they have received	11	12	91.7%	93.6%	93.5%	93.3%
% of Patients satisfied with the time they had to wait for an appointment	11	12	91.7%	88.4%	89.1%	88.9%

* This is based on patients treated on this contract for their most recent course of treatment. Figures in italics indicate the base number of FP17s or Patient Questionnaire responses are less than 100. N/A is shown where the base number of responses is less than 10 during the period. % is calculated as Quantity/Base number*100

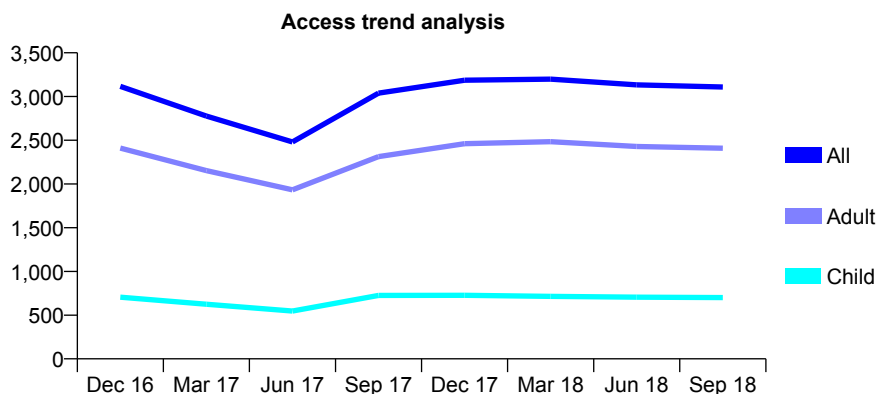
Q56 - Vital Signs At a Glance Contract Report for 178683/0003 - September 2018

Name or company name	Dr A rai & Dr F Tahir
Contract type name	GDS Contract
Purpose of contract	General
Contract start date	01/07/2013
Contract end date	

18/19 Contracted general activity (UDA)	7,500
Carry forward general activity (UDA)	0
18/19 Contracted orthodontic activity (UOA)	0
Carry forward orthodontic activity (UOA)	0
Baseline contract value	£183,600.00

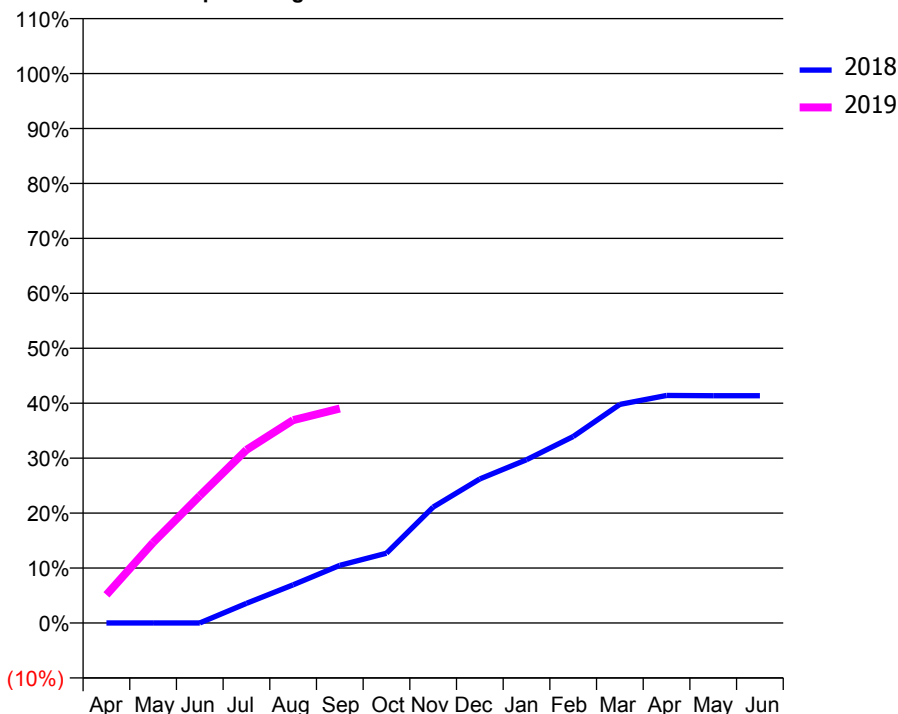
ACCESS*

Patients seen in 24 months	Total	Change since previous quarter
Quarter ending September 2017	3,038	
Quarter ending December 2017	3,187	↑
Quarter ending March 2018	3,199	→
Quarter ending June 2018	3,133	↓
Quarter ending September 2018	3,109	→
Variance since September 2017	2.3%	↑



ACTIVITY

Cumulative percentage of contracted UDA delivered 2018 & 2019



Adjusted Scheduled Activity (UDA)

Month	2018	2019
April	0	385
May	0	1,098
June	0	1,738
July	482	2,363
August	939	2,769
September	1,416	2,928
October	1,716	
November	2,850	
December	3,539	
January	4,012	
February	4,580	
March	5,372	
April	5,589	
May	5,585	
June	5,585	

QUALITY

	Quantity	Base Number	Contract	AT	Region	England
% of FP17s for the same patient ID Re-attending within 3 months - Children	26	359	7.2%	10.6%	11.4%	11.6%
% of FP17s for the same patient ID Re-attending within 3 months - Adults	187	1,082	17.3%	14.0%	15.0%	15.5%
% of FP17s for the same patient ID Re-attending between 3 & 9 months - Children	123	359	34.3%	59.8%	59.9%	58.8%
% of FP17s for the same patient ID Re-attending between 3 & 9 months - Adults	319	1,082	29.5%	49.1%	52.0%	51.1%
% of FP17s for Band 1 Urgent Courses	204	1,254	16.3%	9.1%	8.0%	9.0%
% of FP17s Relating to Free Repair or Replacements	2	1,254	0.2%	0.7%	0.8%	0.8%
% of FP17s Relating to Continuations	20	1,254	1.6%	1.0%	0.9%	0.9%
% of Patients satisfied with the dentistry they have received	0	0	N/A	93.6%	93.5%	93.3%
% of Patients satisfied with the time they had to wait for an appointment	0	0	N/A	88.4%	89.1%	88.9%

* This is based on patients treated on this contract for their most recent course of treatment. Figures in italics indicate the base number of FP17s or Patient Questionnaire responses are less than 100. N/A is shown where the base number of responses is less than 10 during the period. % is calculated as Quantity/Base number*100

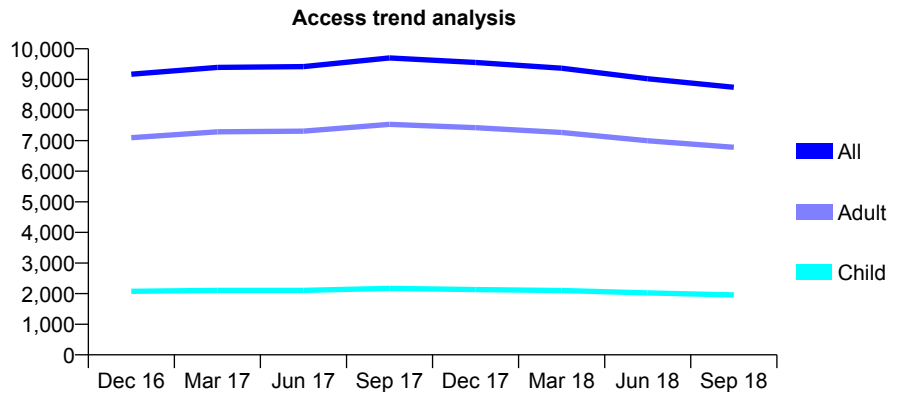
Q56 - Vital Signs At a Glance Contract Report for 179922/0001 - September 2018

Name or company name	Simply Smile Manor House
Contract type name	GDS Contract
Purpose of contract	General
Contract start date	01/04/2013
Contract end date	

18/19 Contracted general activity (UDA)	24,165
Carry forward general activity (UDA)	0
18/19 Contracted orthodontic activity (UOA)	0
Carry forward orthodontic activity (UOA)	0
Baseline contract value	£544,991.87

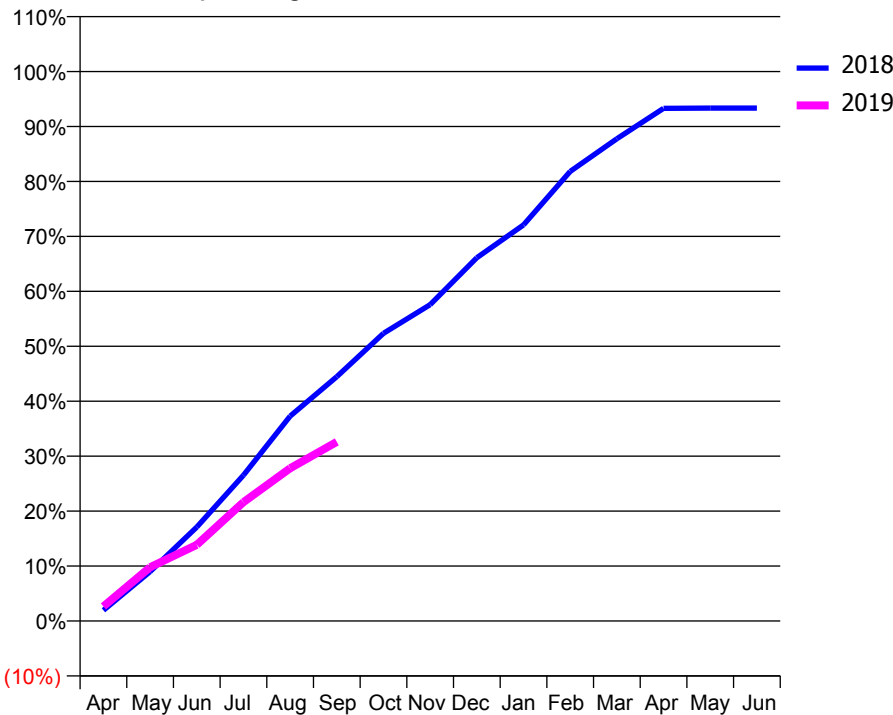
ACCESS*

Patients seen in 24 months	Total	Change since previous quarter
Quarter ending September 2017	9,702	
Quarter ending December 2017	9,553	↓
Quarter ending March 2018	9,366	↓
Quarter ending June 2018	9,020	↓
Quarter ending September 2018	8,744	↓
Variance since September 2017	(9.9%)	↓



ACTIVITY

Cumulative percentage of contracted UDA delivered 2018 & 2019



Month	Adjusted Scheduled Activity (UDA)	
	2018	2019
April	474	640
May	2,173	2,364
June	4,131	3,352
July	6,414	5,228
August	9,012	6,718
September	10,747	7,878
October	12,650	
November	13,914	
December	15,976	
January	17,417	
February	19,770	
March	21,210	
April	22,547	
May	22,557	
June	22,557	

QUALITY

	Quantity	Base Number	Contract	AT	Region	England
% of FP17s for the same patient ID Re-attending within 3 months - Children	81	1,148	7.1%	10.6%	11.4%	11.6%
% of FP17s for the same patient ID Re-attending within 3 months - Adults	567	3,710	15.3%	14.0%	15.0%	15.5%
% of FP17s for the same patient ID Re-attending between 3 & 9 months - Children	682	1,148	59.4%	59.8%	59.9%	58.8%
% of FP17s for the same patient ID Re-attending between 3 & 9 months - Adults	1,692	3,710	45.6%	49.1%	52.0%	51.1%
% of FP17s for Band 1 Urgent Courses	572	4,293	13.3%	9.1%	8.0%	9.0%
% of FP17s Relating to Free Repair or Replacements	26	4,293	0.6%	0.7%	0.8%	0.8%
% of FP17s Relating to Continuations	62	4,293	1.4%	1.0%	0.9%	0.9%
% of Patients satisfied with the dentistry they have received	6	7	N/A	93.6%	93.5%	93.3%
% of Patients satisfied with the time they had to wait for an appointment	6	7	N/A	88.4%	89.1%	88.9%

* This is based on patients treated on this contract for their most recent course of treatment. Figures in italics indicate the base number of FP17s or Patient Questionnaire responses are less than 100. N/A is shown where the base number of responses is less than 10 during the period. % is calculated as Quantity/Base number*100

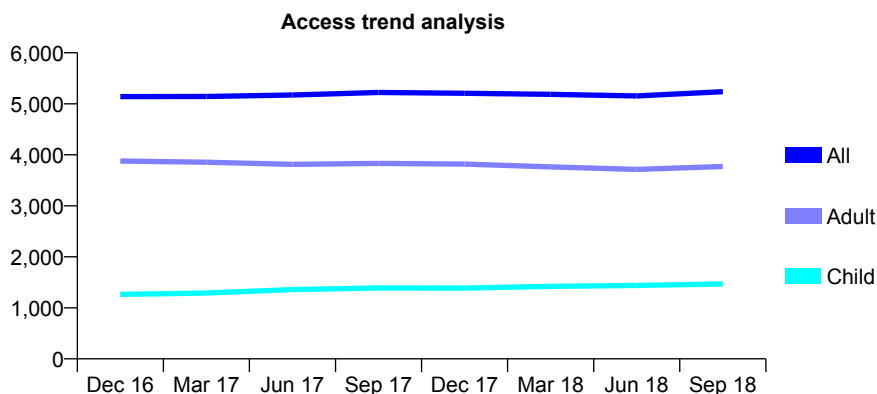
Q56 - Vital Signs At a Glance Contract Report for 181102/0001 - September 2018

Name or company name	Cambridge Street Dental Practice
Contract type name	GDS Contract
Purpose of contract	General
Contract start date	03/10/2011
Contract end date	

18/19 Contracted general activity (UDA)	16,000
Carry forward general activity (UDA)	0
18/19 Contracted orthodontic activity (UOA)	0
Carry forward orthodontic activity (UOA)	0
Baseline contract value	£402,473.32

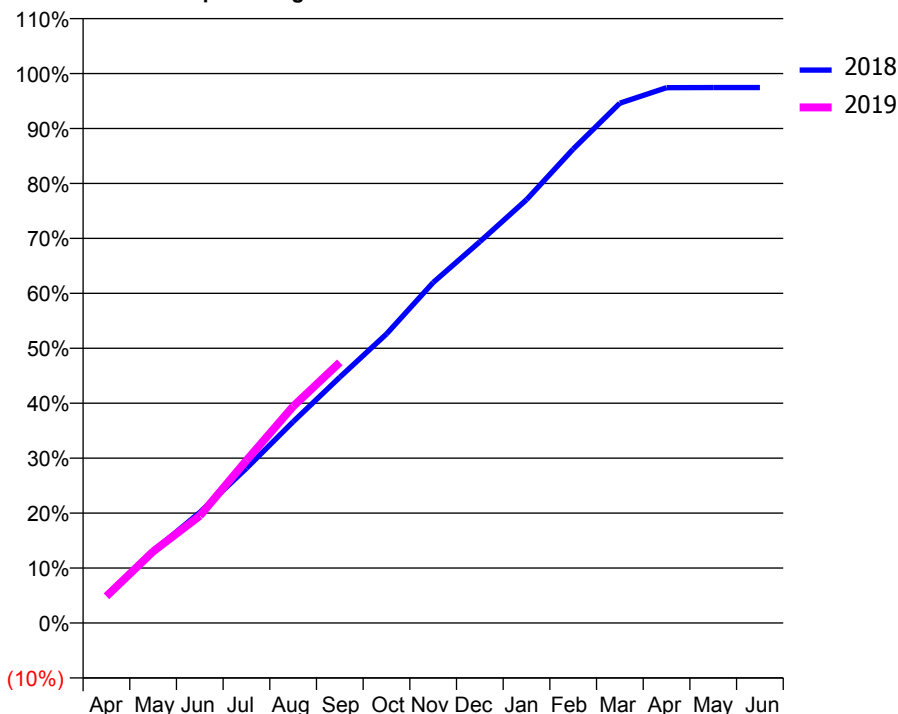
ACCESS*

Patients seen in 24 months	Total	Change since previous quarter
Quarter ending September 2017	5,222	
Quarter ending December 2017	5,207	→
Quarter ending March 2018	5,185	→
Quarter ending June 2018	5,155	→
Quarter ending September 2018	5,239	→
Variance since September 2017	0.3%	→



ACTIVITY

Cumulative percentage of contracted UDA delivered 2018 & 2019



Month	Adjusted Scheduled Activity (UDA)	
	2018	2019
April	803	779
May	2,089	2,085
June	3,220	3,120
July	4,506	4,735
August	5,862	6,308
September	7,158	7,589
October	8,415	
November	9,915	
December	11,102	
January	12,327	
February	13,802	
March	15,135	
April	15,588	
May	15,590	
June	15,591	

QUALITY

	Quantity	Base Number	Contract	AT	Region	England
% of FP17s for the same patient ID Re-attending within 3 months - Children	66	1,187	5.6%	10.6%	11.4%	11.6%
% of FP17s for the same patient ID Re-attending within 3 months - Adults	263	2,711	9.7%	14.0%	15.0%	15.5%
% of FP17s for the same patient ID Re-attending between 3 & 9 months - Children	783	1,187	66.0%	59.8%	59.9%	58.8%
% of FP17s for the same patient ID Re-attending between 3 & 9 months - Adults	1,698	2,711	62.6%	49.1%	52.0%	51.1%
% of FP17s for Band 1 Urgent Courses	184	3,686	5.0%	9.1%	8.0%	9.0%
% of FP17s Relating to Free Repair or Replacements	10	3,686	0.3%	0.7%	0.8%	0.8%
% of FP17s Relating to Continuations	21	3,686	0.6%	1.0%	0.9%	0.9%
% of Patients satisfied with the dentistry they have received	2	2	N/A	93.6%	93.5%	93.3%
% of Patients satisfied with the time they had to wait for an appointment	1	2	N/A	88.4%	89.1%	88.9%

* This is based on patients treated on this contract for their most recent course of treatment. Figures in italics indicate the base number of FP17s or Patient Questionnaire responses are less than 100. N/A is shown where the base number of responses is less than 10 during the period. % is calculated as Quantity/Base number*100

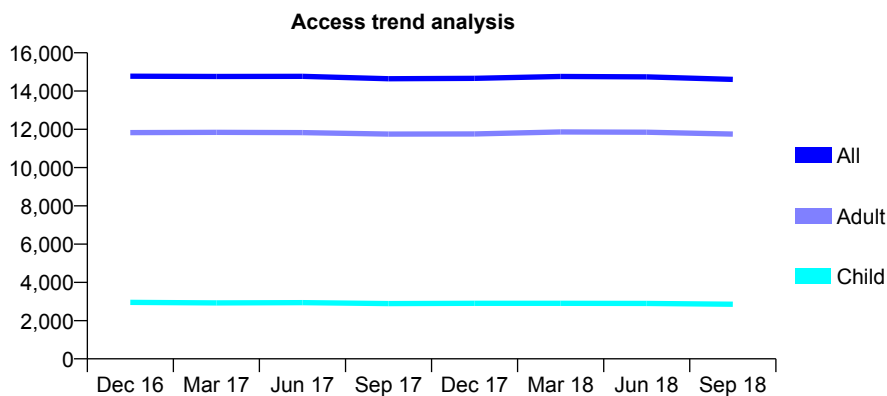
Q56 - Vital Signs At a Glance Contract Report for 182397/0001 - September 2018

Name or company name	Bank Bulidings Dental Practice
Contract type name	GDS Contract
Purpose of contract	General and Orthodontic
Contract start date	01/04/2011
Contract end date	

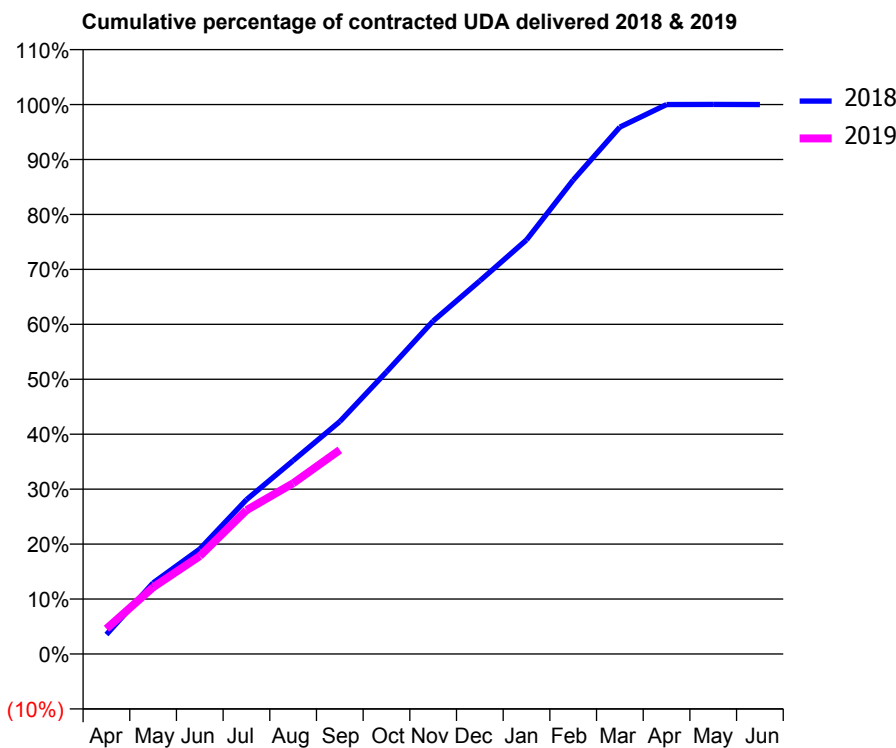
18/19 Contracted general activity (UDA)	40,973
Carry forward general activity (UDA)	0
18/19 Contracted orthodontic activity (UOA)	3,067
Carry forward orthodontic activity (UOA)	0
Baseline contract value	£1,139,529.86

ACCESS*

Patients seen in 24 months	Total	Change since previous quarter
Quarter ending September 2017	14,645	
Quarter ending December 2017	14,666	→
Quarter ending March 2018	14,766	→
Quarter ending June 2018	14,743	→
Quarter ending September 2018	14,608	→
Variance since September 2017	(0.3%)	→



ACTIVITY



Month	Adjusted Scheduled Activity (UDA)	
	2018	2019
April	1,457	1,887
May	5,302	4,979
June	7,825	7,307
July	11,513	10,727
August	14,423	12,731
September	17,337	15,219
October	21,033	
November	24,837	
December	27,821	
January	30,879	
February	35,342	
March	39,284	
April	40,970	
May	40,977	
June	40,973	

QUALITY

	Quantity	Base Number	Contract	AT	Region	England
% of FP17s for the same patient ID Re-attending within 3 months - Children	368	2,239	16.4%	10.6%	11.4%	11.6%
% of FP17s for the same patient ID Re-attending within 3 months - Adults	1,064	7,076	15.0%	14.0%	15.0%	15.5%
% of FP17s for the same patient ID Re-attending between 3 & 9 months - Children	1,137	2,239	50.8%	59.8%	59.9%	58.8%
% of FP17s for the same patient ID Re-attending between 3 & 9 months - Adults	2,724	7,076	38.5%	49.1%	52.0%	51.1%
% of FP17s for Band 1 Urgent Courses	507	8,064	6.3%	9.1%	8.0%	9.0%
% of FP17s Relating to Free Repair or Replacements	62	8,064	0.8%	0.7%	0.8%	0.8%
% of FP17s Relating to Continuations	132	8,064	1.6%	1.0%	0.9%	0.9%
% of Patients satisfied with the dentistry they have received	11	12	91.7%	93.6%	93.5%	93.3%
% of Patients satisfied with the time they had to wait for an appointment	10	12	83.3%	88.4%	89.1%	88.9%

* This is based on patients treated on this contract for their most recent course of treatment. Figures in italics indicate the base number of FP17s or Patient Questionnaire responses are less than 100. N/A is shown where the base number of responses is less than 10 during the period. % is calculated as Quantity/Base number*100

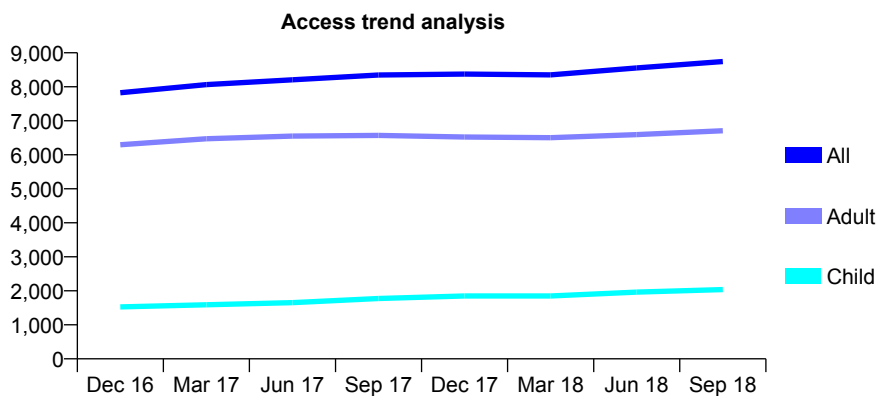
Q56 - Vital Signs At a Glance Contract Report for 183113/0001 - September 2018

Name or company name	Chokshi Ltd
Contract type name	GDS Contract
Purpose of contract	General
Contract start date	18/06/2012
Contract end date	

18/19 Contracted general activity (UDA)	21,607
Carry forward general activity (UDA)	0
18/19 Contracted orthodontic activity (UOA)	0
Carry forward orthodontic activity (UOA)	0
Baseline contract value	£580,722.47

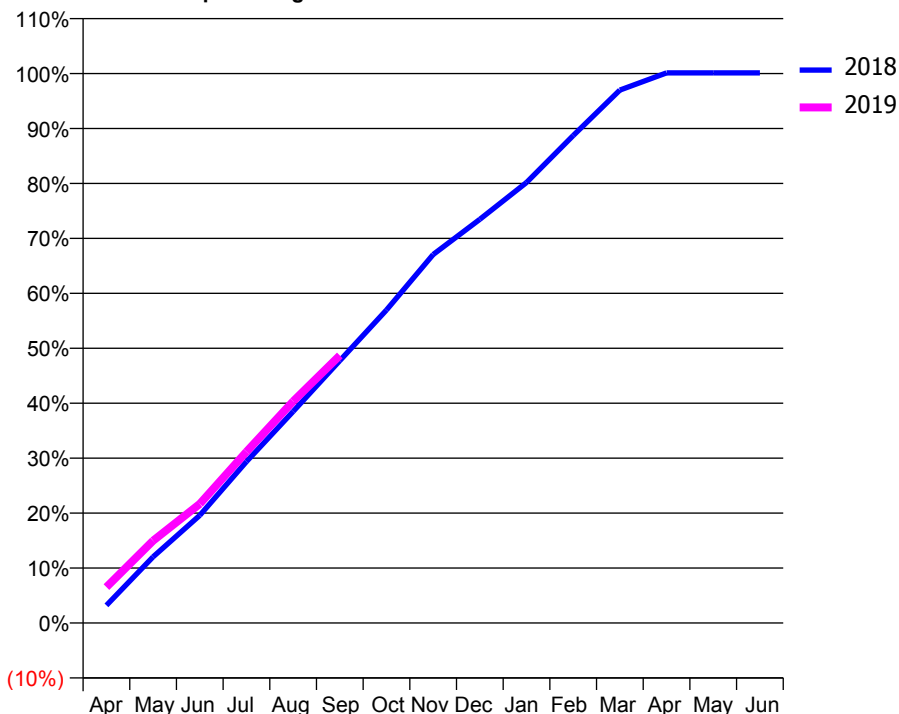
ACCESS*

Patients seen in 24 months	Total	Change since previous quarter
Quarter ending September 2017	8,346	
Quarter ending December 2017	8,374	→
Quarter ending March 2018	8,352	→
Quarter ending June 2018	8,554	↑
Quarter ending September 2018	8,744	↑
Variance since September 2017	4.8%	↑



ACTIVITY

Cumulative percentage of contracted UDA delivered 2018 & 2019



Month	Adjusted Scheduled Activity (UDA)	
	2018	2019
April	695	1,411
May	2,604	3,238
June	4,233	4,683
July	6,345	6,736
August	8,316	8,716
September	10,316	10,520
October	12,311	
November	14,493	
December	15,873	
January	17,322	
February	19,165	
March	20,956	
April	21,631	
May	21,629	
June	21,630	

QUALITY

	Quantity	Base Number	Contract	AT	Region	England
% of FP17s for the same patient ID Re-attending within 3 months - Children	114	1,790	6.4%	10.6%	11.4%	11.6%
% of FP17s for the same patient ID Re-attending within 3 months - Adults	744	5,074	14.7%	14.0%	15.0%	15.5%
% of FP17s for the same patient ID Re-attending between 3 & 9 months - Children	1,182	1,790	66.0%	59.8%	59.9%	58.8%
% of FP17s for the same patient ID Re-attending between 3 & 9 months - Adults	2,783	5,074	54.8%	49.1%	52.0%	51.1%
% of FP17s for Band 1 Urgent Courses	387	5,868	6.6%	9.1%	8.0%	9.0%
% of FP17s Relating to Free Repair or Replacements	26	5,868	0.4%	0.7%	0.8%	0.8%
% of FP17s Relating to Continuations	32	5,868	0.5%	1.0%	0.9%	0.9%
% of Patients satisfied with the dentistry they have received	5	5	N/A	93.6%	93.5%	93.3%
% of Patients satisfied with the time they had to wait for an appointment	5	5	N/A	88.4%	89.1%	88.9%

* This is based on patients treated on this contract for their most recent course of treatment. Figures in italics indicate the base number of FP17s or Patient Questionnaire responses are less than 100. N/A is shown where the base number of responses is less than 10 during the period. % is calculated as Quantity/Base number*100

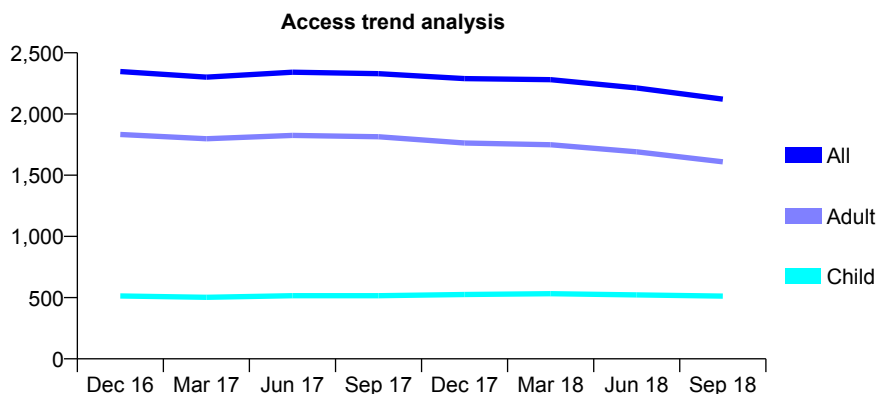
Q56 - Vital Signs At a Glance Contract Report for 183946/0001 - September 2018

Name or company name	Woodbridge Dental Surgery Limited
Contract type name	GDS Contract
Purpose of contract	General
Contract start date	01/04/2010
Contract end date	

18/19 Contracted general activity (UDA)	6,571
Carry forward general activity (UDA)	0
18/19 Contracted orthodontic activity (UOA)	0
Carry forward orthodontic activity (UOA)	0
Baseline contract value	£153,245.00

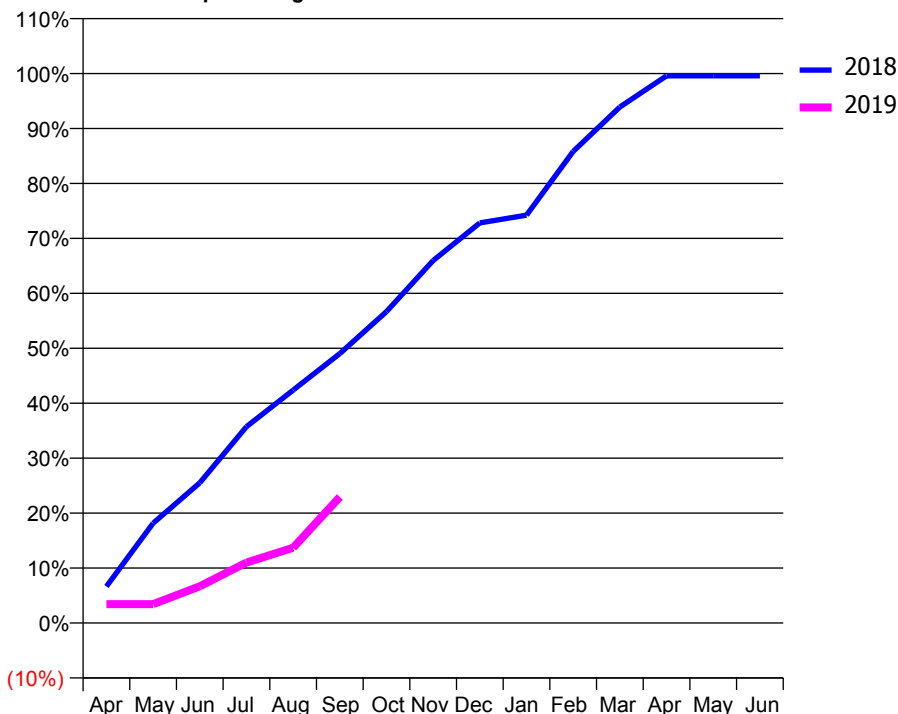
ACCESS*

Patients seen in 24 months	Total	Change since previous quarter
Quarter ending September 2017	2,330	
Quarter ending December 2017	2,289	↓
Quarter ending March 2018	2,281	→
Quarter ending June 2018	2,213	↓
Quarter ending September 2018	2,121	↓
Variance since September 2017	(9.0%)	↓



ACTIVITY

Cumulative percentage of contracted UDA delivered 2018 & 2019



Adjusted Scheduled Activity (UDA)

Month	2018	2019
April	438	225
May	1,193	225
June	1,676	439
July	2,348	724
August	2,784	900
September	3,221	1,507
October	3,724	
November	4,335	
December	4,785	
January	4,877	
February	5,639	
March	6,170	
April	6,543	
May	6,543	
June	6,543	

QUALITY

	Quantity	Base Number	Contract	AT	Region	England
% of FP17s for the same patient ID Re-attending within 3 months - Children	20	337	5.9%	10.6%	11.4%	11.6%
% of FP17s for the same patient ID Re-attending within 3 months - Adults	106	824	12.9%	14.0%	15.0%	15.5%
% of FP17s for the same patient ID Re-attending between 3 & 9 months - Children	214	337	63.5%	59.8%	59.9%	58.8%
% of FP17s for the same patient ID Re-attending between 3 & 9 months - Adults	493	824	59.8%	49.1%	52.0%	51.1%
% of FP17s for Band 1 Urgent Courses	116	1,005	11.5%	9.1%	8.0%	9.0%
% of FP17s Relating to Free Repair or Replacements	0	1,005	0.0%	0.7%	0.8%	0.8%
% of FP17s Relating to Continuations	4	1,005	0.4%	1.0%	0.9%	0.9%
% of Patients satisfied with the dentistry they have received	1	1	N/A	93.6%	93.5%	93.3%
% of Patients satisfied with the time they had to wait for an appointment	1	1	N/A	88.4%	89.1%	88.9%

* This is based on patients treated on this contract for their most recent course of treatment. Figures in italics indicate the base number of FP17s or Patient Questionnaire responses are less than 100. N/A is shown where the base number of responses is less than 10 during the period. % is calculated as Quantity/Base number*100

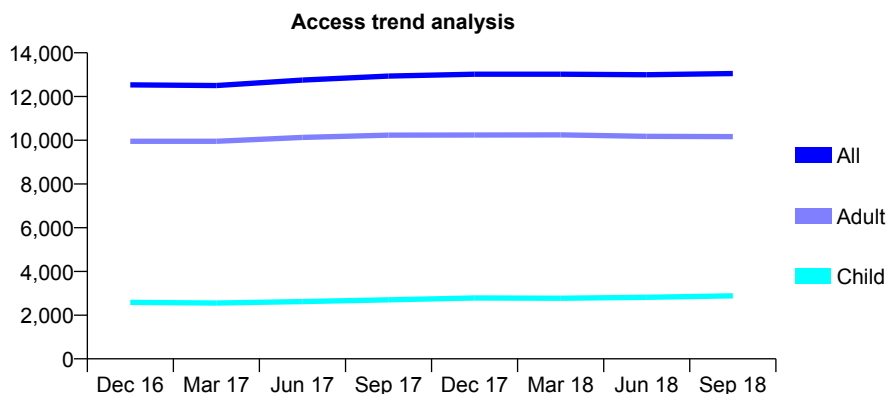
Q56 - Vital Signs At a Glance Contract Report for 184624/0001 - September 2018

Name or company name	DMJ Norwich Limited
Contract type name	GDS Contract
Purpose of contract	General
Contract start date	01/04/2013
Contract end date	

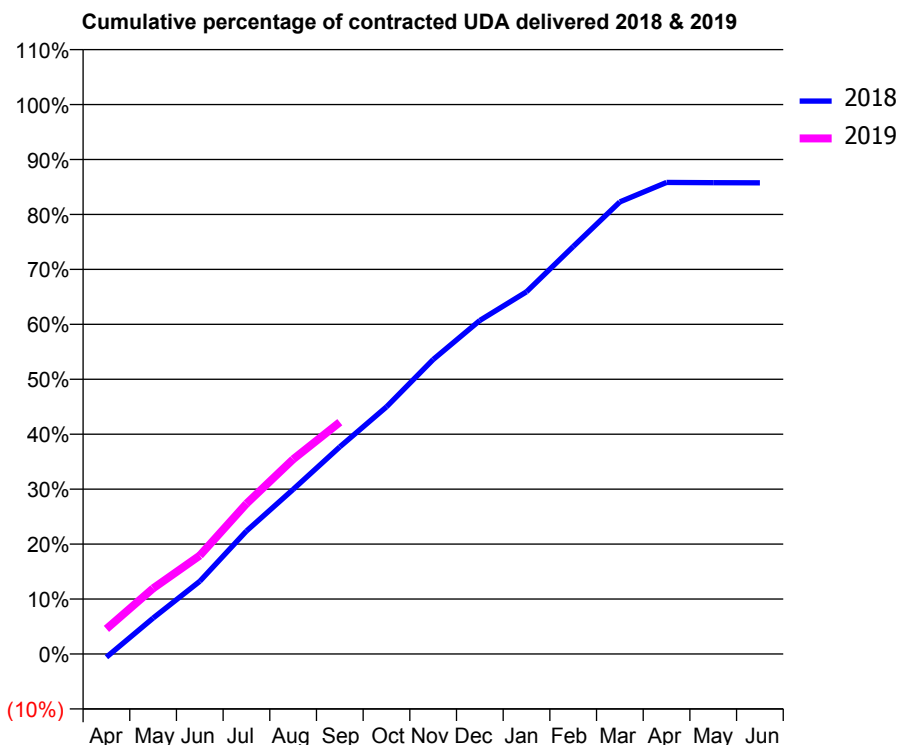
18/19 Contracted general activity (UDA)	37,546
Carry forward general activity (UDA)	0
18/19 Contracted orthodontic activity (UOA)	0
Carry forward orthodontic activity (UOA)	0
Baseline contract value	£1,060,166.09

ACCESS*

Patients seen in 24 months	Total	Change since previous quarter
Quarter ending September 2017	12,935	
Quarter ending December 2017	13,023	→
Quarter ending March 2018	13,020	→
Quarter ending June 2018	12,996	→
Quarter ending September 2018	13,050	→
Variance since September 2017	0.9%	→



ACTIVITY



Month	Adjusted Scheduled Activity (UDA)	
	2018	2019
April	-219	1,721
May	2,453	4,490
June	4,967	6,728
July	8,409	10,275
August	11,243	13,308
September	14,150	15,843
October	16,891	
November	20,124	
December	22,788	
January	24,750	
February	27,839	
March	30,888	
April	32,218	
May	32,208	
June	32,193	

QUALITY

	Quantity	Base Number	Contract	AT	Region	England
% of FP17s for the same patient ID Re-attending within 3 months - Children	93	1,934	4.8%	10.6%	11.4%	11.6%
% of FP17s for the same patient ID Re-attending within 3 months - Adults	650	6,317	10.3%	14.0%	15.0%	15.5%
% of FP17s for the same patient ID Re-attending between 3 & 9 months - Children	970	1,934	50.2%	59.8%	59.9%	58.8%
% of FP17s for the same patient ID Re-attending between 3 & 9 months - Adults	2,962	6,317	46.9%	49.1%	52.0%	51.1%
% of FP17s for Band 1 Urgent Courses	475	7,703	6.2%	9.1%	8.0%	9.0%
% of FP17s Relating to Free Repair or Replacements	49	7,703	0.6%	0.7%	0.8%	0.8%
% of FP17s Relating to Continuations	100	7,703	1.3%	1.0%	0.9%	0.9%
% of Patients satisfied with the dentistry they have received	6	7	N/A	93.6%	93.5%	93.3%
% of Patients satisfied with the time they had to wait for an appointment	5	7	N/A	88.4%	89.1%	88.9%

* This is based on patients treated on this contract for their most recent course of treatment. Figures in italics indicate the base number of FP17s or Patient Questionnaire responses are less than 100. N/A is shown where the base number of responses is less than 10 during the period. % is calculated as Quantity/Base number*100

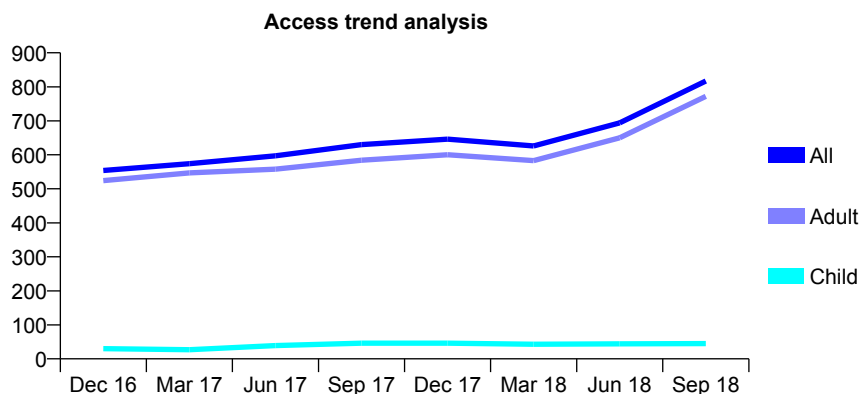
Q56 - Vital Signs At a Glance Contract Report for 184624/0002 - September 2018

Name or company name	DMJ Norwich Limited
Contract type name	PDS Contract
Purpose of contract	General
Contract start date	01/04/2013
Contract end date	31/03/2019

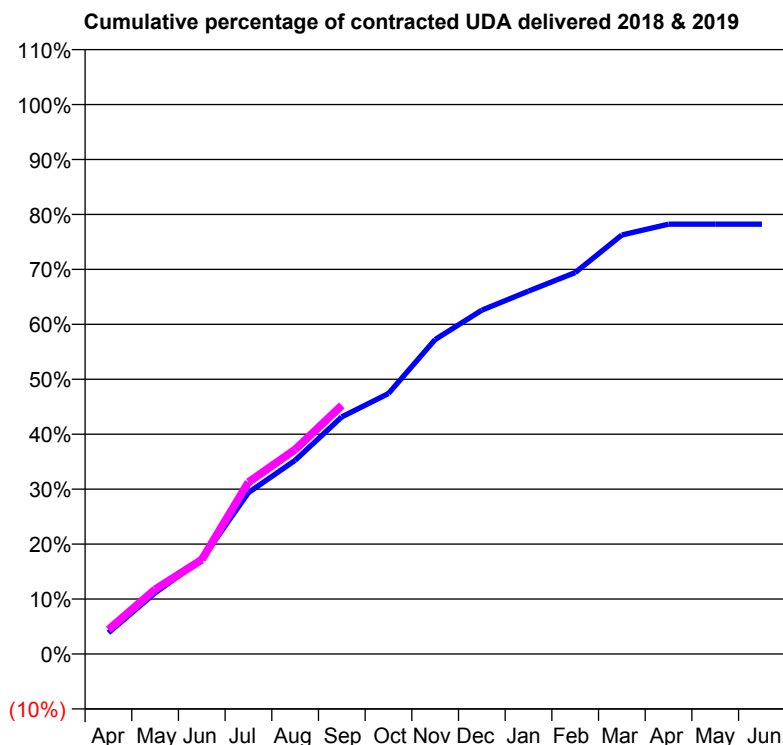
18/19 Contracted general activity (UDA)	3,380
Carry forward general activity (UDA)	0
18/19 Contracted orthodontic activity (UOA)	0
Carry forward orthodontic activity (UOA)	0
Baseline contract value	£573,502.94

ACCESS*

Patients seen in 24 months	Total	Change since previous quarter
Quarter ending September 2017	630	
Quarter ending December 2017	646	↑
Quarter ending March 2018	626	↓
Quarter ending June 2018	694	↑
Quarter ending September 2018	817	↑
Variance since September 2017	29.7%	↑



ACTIVITY



Month	Adjusted Scheduled Activity (UDA)	
	2018	2019
April	131	150
May	376	397
June	583	580
July	993	1,057
August	1,191	1,258
September	1,458	1,529
October	1,602	
November	1,935	
December	2,115	
January	2,233	
February	2,347	
March	2,578	
April	2,644	
May	2,644	
June	2,644	

QUALITY

	Quantity	Base Number	Contract	AT	Region	England
% of FP17s for the same patient ID Re-attending within 3 months - Children	0	40	0.0%	10.6%	11.4%	11.6%
% of FP17s for the same patient ID Re-attending within 3 months - Adults	1	498	0.2%	14.0%	15.0%	15.5%
% of FP17s for the same patient ID Re-attending between 3 & 9 months - Children	1	40	2.5%	59.8%	59.9%	58.8%
% of FP17s for the same patient ID Re-attending between 3 & 9 months - Adults	1	498	0.2%	49.1%	52.0%	51.1%
% of FP17s for Band 1 Urgent Courses	0	516	0.0%	9.1%	8.0%	9.0%
% of FP17s Relating to Free Repair or Replacements	0	516	0.0%	0.7%	0.8%	0.8%
% of FP17s Relating to Continuations	1	516	0.2%	1.0%	0.9%	0.9%
% of Patients satisfied with the dentistry they have received	0	0	N/A	93.6%	93.5%	93.3%
% of Patients satisfied with the time they had to wait for an appointment	0	0	N/A	88.4%	89.1%	88.9%

* This is based on patients treated on this contract for their most recent course of treatment. Figures in italics indicate the base number of FP17s or Patient Questionnaire responses are less than 100. N/A is shown where the base number of responses is less than 10 during the period. % is calculated as Quantity/Base number*100

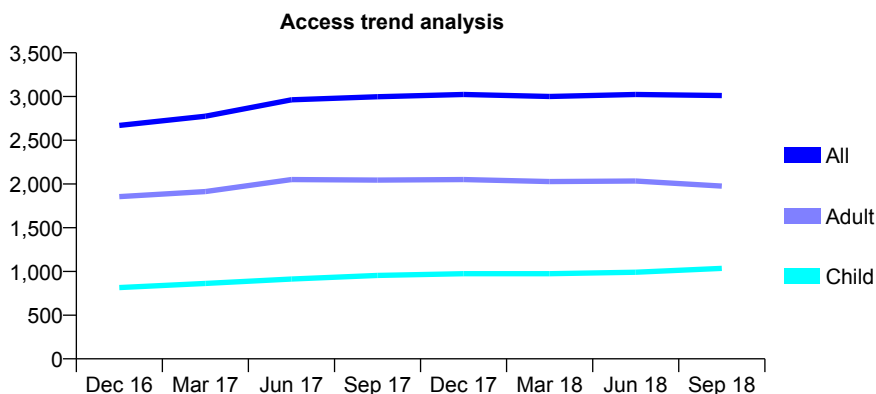
Q56 - Vital Signs At a Glance Contract Report for 185272/0001 - September 2018

Name or company name	Bridge House Dental Practice
Contract type name	GDS Contract
Purpose of contract	General
Contract start date	01/11/2012
Contract end date	

18/19 Contracted general activity (UDA)	5,905
Carry forward general activity (UDA)	0
18/19 Contracted orthodontic activity (UOA)	0
Carry forward orthodontic activity (UOA)	0
Baseline contract value	£128,102.40

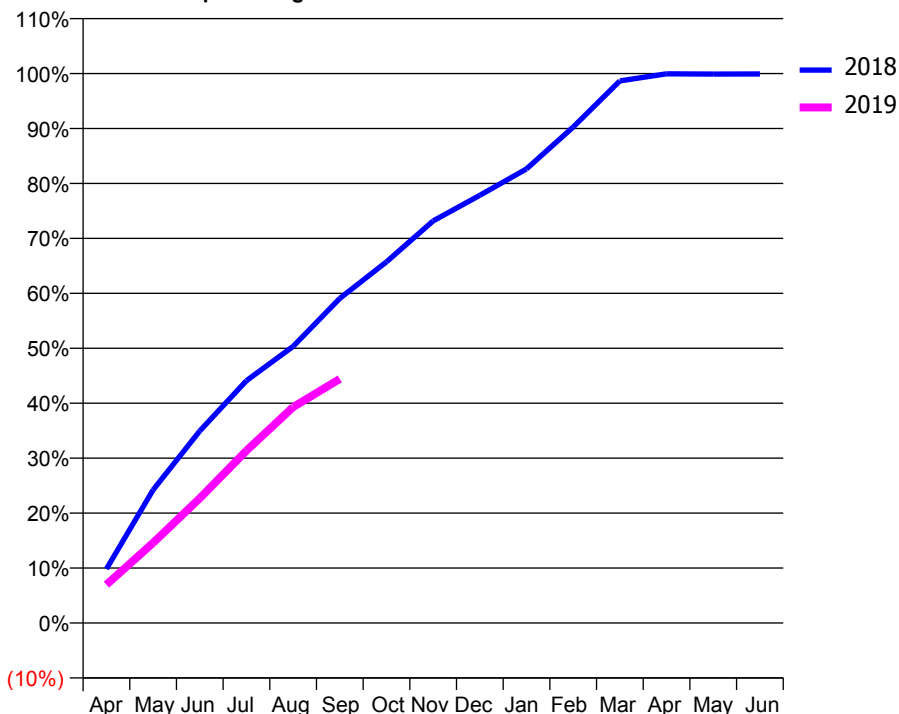
ACCESS*

Patients seen in 24 months	Total	Change since previous quarter
Quarter ending September 2017	2,998	
Quarter ending December 2017	3,024	→
Quarter ending March 2018	3,001	→
Quarter ending June 2018	3,024	→
Quarter ending September 2018	3,011	→
Variance since September 2017	0.4%	→



ACTIVITY

Cumulative percentage of contracted UDA delivered 2018 & 2019



Month	Adjusted Scheduled Activity (UDA)	
	2018	2019
April	581	413
May	1,431	862
June	2,064	1,341
July	2,605	1,853
August	2,973	2,320
September	3,488	2,623
October	3,881	
November	4,322	
December	4,596	
January	4,879	
February	5,329	
March	5,826	
April	5,902	
May	5,899	
June	5,900	

QUALITY

	Quantity	Base Number	Contract	AT	Region	England
% of FP17s for the same patient ID Re-attending within 3 months - Children	63	785	8.0%	10.6%	11.4%	11.6%
% of FP17s for the same patient ID Re-attending within 3 months - Adults	107	854	12.5%	14.0%	15.0%	15.5%
% of FP17s for the same patient ID Re-attending between 3 & 9 months - Children	463	785	59.0%	59.8%	59.9%	58.8%
% of FP17s for the same patient ID Re-attending between 3 & 9 months - Adults	255	854	29.9%	49.1%	52.0%	51.1%
% of FP17s for Band 1 Urgent Courses	158	1,590	9.9%	9.1%	8.0%	9.0%
% of FP17s Relating to Free Repair or Replacements	18	1,590	1.1%	0.7%	0.8%	0.8%
% of FP17s Relating to Continuations	4	1,590	0.3%	1.0%	0.9%	0.9%
% of Patients satisfied with the dentistry they have received	0	0	N/A	93.6%	93.5%	93.3%
% of Patients satisfied with the time they had to wait for an appointment	0	0	N/A	88.4%	89.1%	88.9%

* This is based on patients treated on this contract for their most recent course of treatment. Figures in italics indicate the base number of FP17s or Patient Questionnaire responses are less than 100. N/A is shown where the base number of responses is less than 10 during the period. % is calculated as Quantity/Base number*100

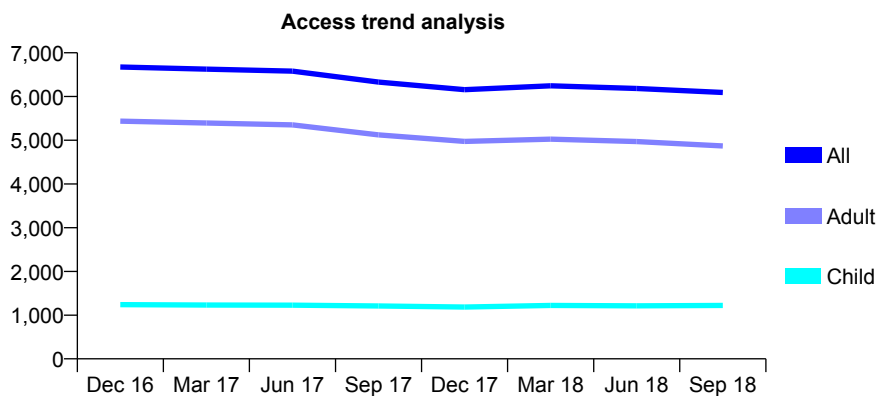
Q56 - Vital Signs At a Glance Contract Report for 185361/0001 - September 2018

Name or company name	Diss Dental Health Centre Limited
Contract type name	GDS Contract
Purpose of contract	General
Contract start date	01/04/2010
Contract end date	

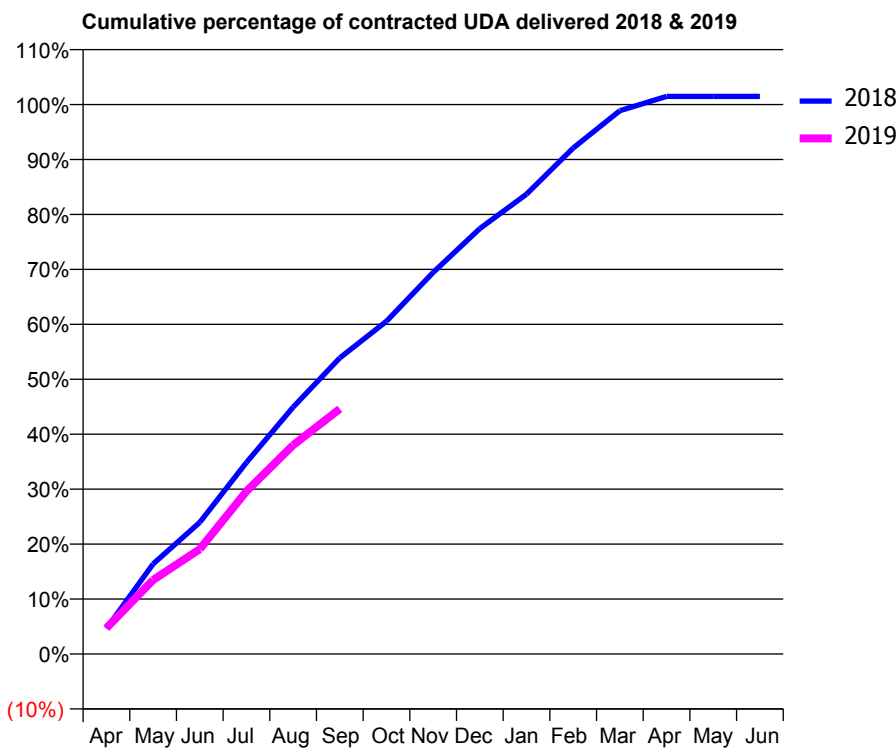
18/19 Contracted general activity (UDA)	17,060
Carry forward general activity (UDA)	0
18/19 Contracted orthodontic activity (UOA)	0
Carry forward orthodontic activity (UOA)	0
Baseline contract value	£445,676.74

ACCESS*

Patients seen in 24 months	Total	Change since previous quarter
Quarter ending September 2017	6,331	
Quarter ending December 2017	6,158	↓
Quarter ending March 2018	6,246	→
Quarter ending June 2018	6,183	↓
Quarter ending September 2018	6,092	↓
Variance since September 2017	(3.8%)	↓



ACTIVITY



Month	Adjusted Scheduled Activity (UDA)	
	2018	2019
April	794	805
May	2,798	2,302
June	4,089	3,258
July	5,947	5,053
August	7,666	6,484
September	9,191	7,612
October	10,332	
November	11,845	
December	13,209	
January	14,277	
February	15,709	
March	16,868	
April	17,313	
May	17,313	
June	17,313	

QUALITY

	Quantity	Base Number	Contract	AT	Region	England
% of FP17s for the same patient ID Re-attending within 3 months - Children	48	872	5.5%	10.6%	11.4%	11.6%
% of FP17s for the same patient ID Re-attending within 3 months - Adults	227	2,880	7.9%	14.0%	15.0%	15.5%
% of FP17s for the same patient ID Re-attending between 3 & 9 months - Children	370	872	42.4%	59.8%	59.9%	58.8%
% of FP17s for the same patient ID Re-attending between 3 & 9 months - Adults	1,297	2,880	45.0%	49.1%	52.0%	51.1%
% of FP17s for Band 1 Urgent Courses	164	3,548	4.6%	9.1%	8.0%	9.0%
% of FP17s Relating to Free Repair or Replacements	38	3,548	1.1%	0.7%	0.8%	0.8%
% of FP17s Relating to Continuations	15	3,548	0.4%	1.0%	0.9%	0.9%
% of Patients satisfied with the dentistry they have received	5	7	N/A	93.6%	93.5%	93.3%
% of Patients satisfied with the time they had to wait for an appointment	5	7	N/A	88.4%	89.1%	88.9%

* This is based on patients treated on this contract for their most recent course of treatment. Figures in italics indicate the base number of FP17s or Patient Questionnaire responses are less than 100. N/A is shown where the base number of responses is less than 10 during the period. % is calculated as Quantity/Base number*100

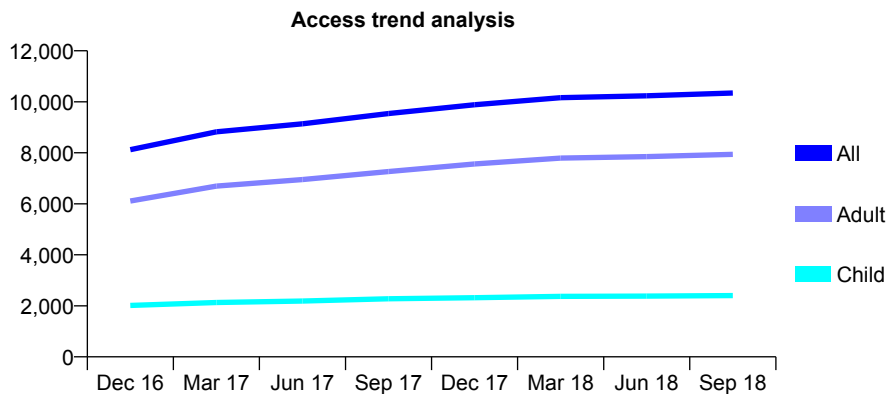
Q56 - Vital Signs At a Glance Contract Report for 185434/0001 - September 2018

Name or company name	Priority Park Dental Practice
Contract type name	GDS Contract
Purpose of contract	General
Contract start date	01/01/2016
Contract end date	

18/19 Contracted general activity (UDA)	28,201
Carry forward general activity (UDA)	0
18/19 Contracted orthodontic activity (UOA)	0
Carry forward orthodontic activity (UOA)	0
Baseline contract value	£964,959.59

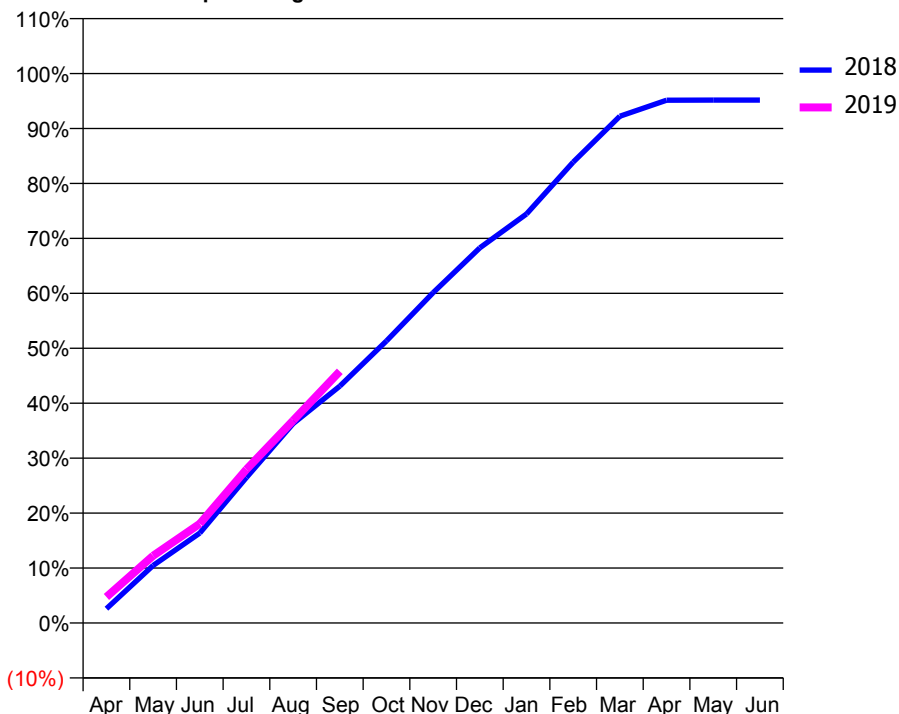
ACCESS*

Patients seen in 24 months	Total	Change since previous quarter
Quarter ending September 2017	9,541	
Quarter ending December 2017	9,883	↑
Quarter ending March 2018	10,163	↑
Quarter ending June 2018	10,234	→
Quarter ending September 2018	10,343	→
Variance since September 2017	8.4%	↑



ACTIVITY

Cumulative percentage of contracted UDA delivered 2018 & 2019



Month	Adjusted Scheduled Activity (UDA)	
	2018	2019
April	739	1,338
May	2,954	3,452
June	4,616	5,094
July	7,470	7,888
August	10,235	10,392
September	12,158	12,915
October	14,480	
November	16,952	
December	19,253	
January	20,995	
February	23,656	
March	26,008	
April	26,830	
May	26,835	
June	26,835	

QUALITY

	Quantity	Base Number	Contract	AT	Region	England
% of FP17s for the same patient ID Re-attending within 3 months - Children	131	1,894	6.9%	10.6%	11.4%	11.6%
% of FP17s for the same patient ID Re-attending within 3 months - Adults	844	6,013	14.0%	14.0%	15.0%	15.5%
% of FP17s for the same patient ID Re-attending between 3 & 9 months - Children	1,206	1,894	63.7%	59.8%	59.9%	58.8%
% of FP17s for the same patient ID Re-attending between 3 & 9 months - Adults	3,639	6,013	60.5%	49.1%	52.0%	51.1%
% of FP17s for Band 1 Urgent Courses	594	7,417	8.0%	9.1%	8.0%	9.0%
% of FP17s Relating to Free Repair or Replacements	41	7,417	0.6%	0.7%	0.8%	0.8%
% of FP17s Relating to Continuations	117	7,417	1.6%	1.0%	0.9%	0.9%
% of Patients satisfied with the dentistry they have received	7	7	N/A	93.6%	93.5%	93.3%
% of Patients satisfied with the time they had to wait for an appointment	5	7	N/A	88.4%	89.1%	88.9%

* This is based on patients treated on this contract for their most recent course of treatment. Figures in italics indicate the base number of FP17s or Patient Questionnaire responses are less than 100. N/A is shown where the base number of responses is less than 10 during the period. % is calculated as Quantity/Base number*100

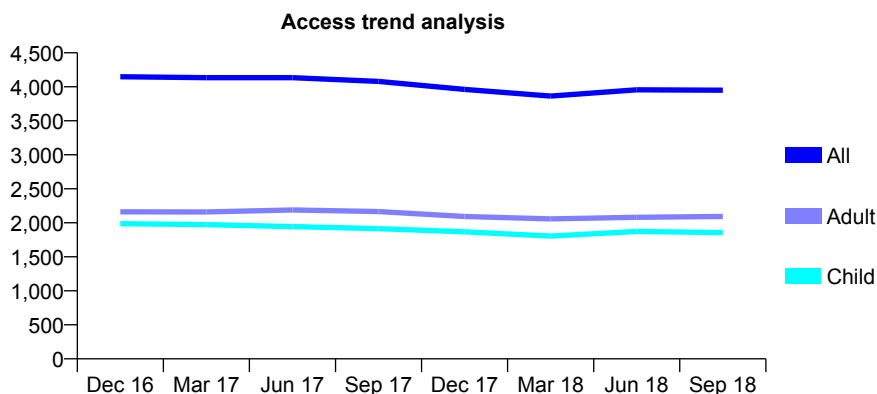
Q56 - Vital Signs At a Glance Contract Report for 185671/0001 - September 2018

Name or company name	Community Dental Services CIC
Contract type name	PDS Contract
Purpose of contract	General
Contract start date	01/10/2012
Contract end date	31/03/2019

18/19 Contracted general activity (UDA)	9,183
Carry forward general activity (UDA)	0
18/19 Contracted orthodontic activity (UOA)	0
Carry forward orthodontic activity (UOA)	0
Baseline contract value	£1,489,070.00

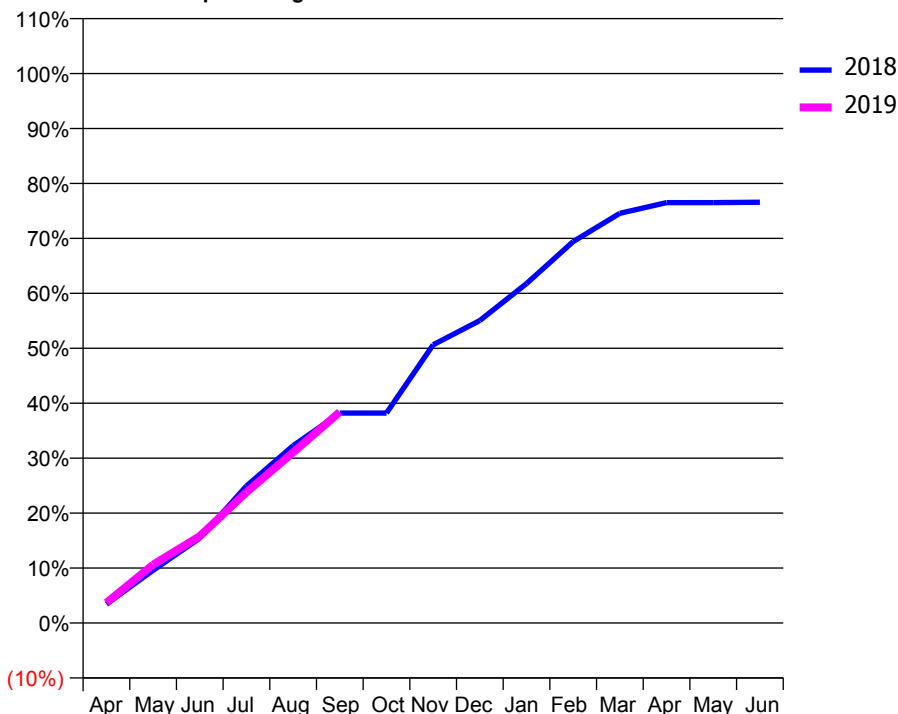
ACCESS*

Patients seen in 24 months	Total	Change since previous quarter
Quarter ending September 2017	4,079	
Quarter ending December 2017	3,961	↓
Quarter ending March 2018	3,863	↓
Quarter ending June 2018	3,955	↑
Quarter ending September 2018	3,950	→
Variance since September 2017	(3.2%)	↓



ACTIVITY

Cumulative percentage of contracted UDA delivered 2018 & 2019



Adjusted Scheduled Activity (UDA)

Month	2018	2019
April	314	338
May	882	976
June	1,418	1,451
July	2,290	2,184
August	2,963	2,851
September	3,509	3,527
October	3,509	
November	4,651	
December	5,055	
January	5,673	
February	6,374	
March	6,847	
April	7,026	
May	7,026	
June	7,033	

QUALITY

	Quantity	Base Number	Contract	AT	Region	England
% of FP17s for the same patient ID Re-attending within 3 months - Children	100	1,613	6.2%	10.6%	11.4%	11.6%
% of FP17s for the same patient ID Re-attending within 3 months - Adults	172	1,552	11.1%	14.0%	15.0%	15.5%
% of FP17s for the same patient ID Re-attending between 3 & 9 months - Children	750	1,613	46.5%	59.8%	59.9%	58.8%
% of FP17s for the same patient ID Re-attending between 3 & 9 months - Adults	759	1,552	48.9%	49.1%	52.0%	51.1%
% of FP17s for Band 1 Urgent Courses	139	2,402	5.8%	9.1%	8.0%	9.0%
% of FP17s Relating to Free Repair or Replacements	4	2,402	0.2%	0.7%	0.8%	0.8%
% of FP17s Relating to Continuations	11	2,402	0.5%	1.0%	0.9%	0.9%
% of Patients satisfied with the dentistry they have received	2	2	N/A	93.6%	93.5%	93.3%
% of Patients satisfied with the time they had to wait for an appointment	1	2	N/A	88.4%	89.1%	88.9%

* This is based on patients treated on this contract for their most recent course of treatment. Figures in italics indicate the base number of FP17s or Patient Questionnaire responses are less than 100. N/A is shown where the base number of responses is less than 10 during the period. % is calculated as Quantity/Base number*100

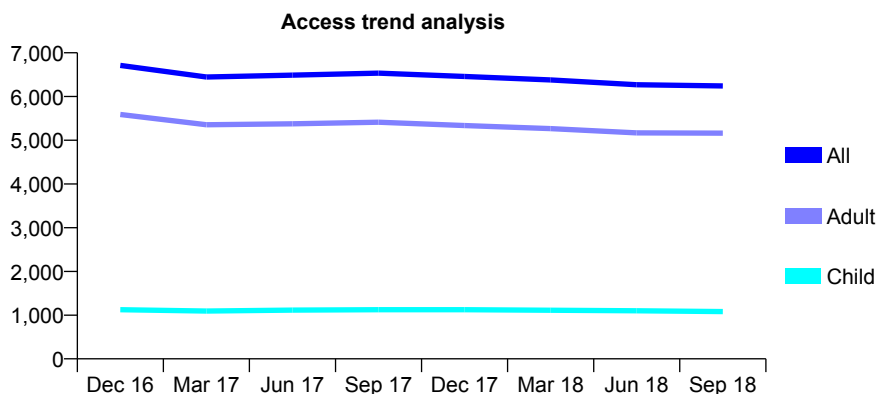
Q56 - Vital Signs At a Glance Contract Report for 185787/0001 - September 2018

Name or company name	Compass Clinic Limited
Contract type name	PDS Plus Contract
Purpose of contract	General
Contract start date	01/05/2010
Contract end date	31/03/2019

18/19 Contracted general activity (UDA)	21,000
Carry forward general activity (UDA)	0
18/19 Contracted orthodontic activity (UOA)	0
Carry forward orthodontic activity (UOA)	0
Baseline contract value	£583,890.64

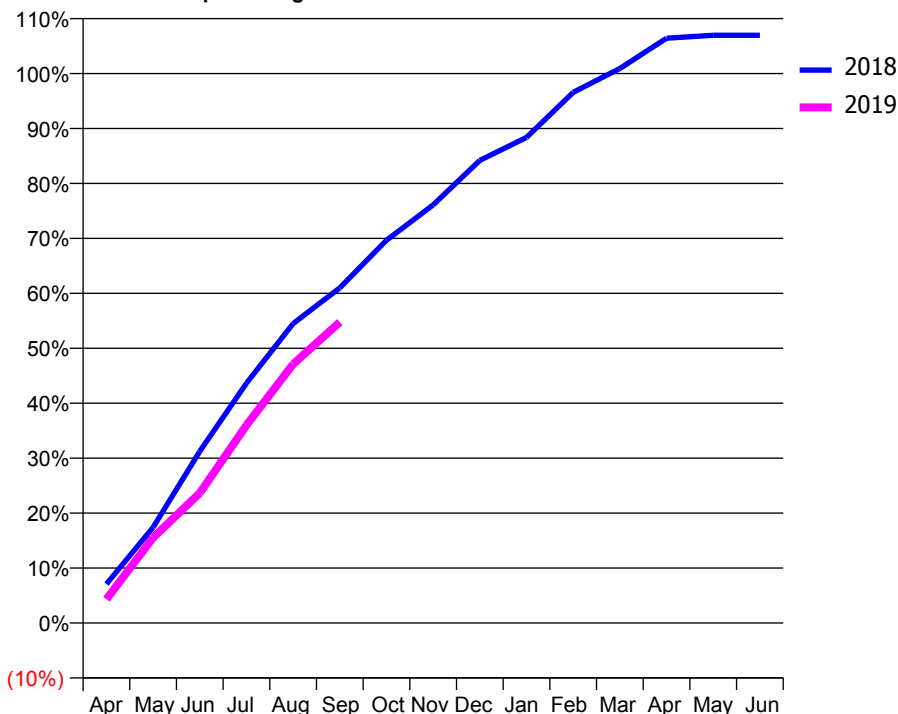
ACCESS*

Patients seen in 24 months	Total	Change since previous quarter
Quarter ending September 2017	6,536	
Quarter ending December 2017	6,458	↓
Quarter ending March 2018	6,378	↓
Quarter ending June 2018	6,269	↓
Quarter ending September 2018	6,243	→
Variance since September 2017	(4.5%)	↓



ACTIVITY

Cumulative percentage of contracted UDA delivered 2018 & 2019



QUALITY

	Quantity	Base Number	Contract	AT	Region	England
% of FP17s for the same patient ID Re-attending within 3 months - Children	60	803	7.5%	10.6%	11.4%	11.6%
% of FP17s for the same patient ID Re-attending within 3 months - Adults	806	4,062	19.8%	14.0%	15.0%	15.5%
% of FP17s for the same patient ID Re-attending between 3 & 9 months - Children	396	803	49.3%	59.8%	59.9%	58.8%
% of FP17s for the same patient ID Re-attending between 3 & 9 months - Adults	1,749	4,062	43.1%	49.1%	52.0%	51.1%
% of FP17s for Band 1 Urgent Courses	325	4,345	7.5%	9.1%	8.0%	9.0%
% of FP17s Relating to Free Repair or Replacements	176	4,345	4.1%	0.7%	0.8%	0.8%
% of FP17s Relating to Continuations	92	4,345	2.1%	1.0%	0.9%	0.9%
% of Patients satisfied with the dentistry they have received	3	3	N/A	93.6%	93.5%	93.3%
% of Patients satisfied with the time they had to wait for an appointment	3	3	N/A	88.4%	89.1%	88.9%

* This is based on patients treated on this contract for their most recent course of treatment. Figures in italics indicate the base number of FP17s or Patient Questionnaire responses are less than 100. N/A is shown where the base number of responses is less than 10 during the period. % is calculated as Quantity/Base number*100

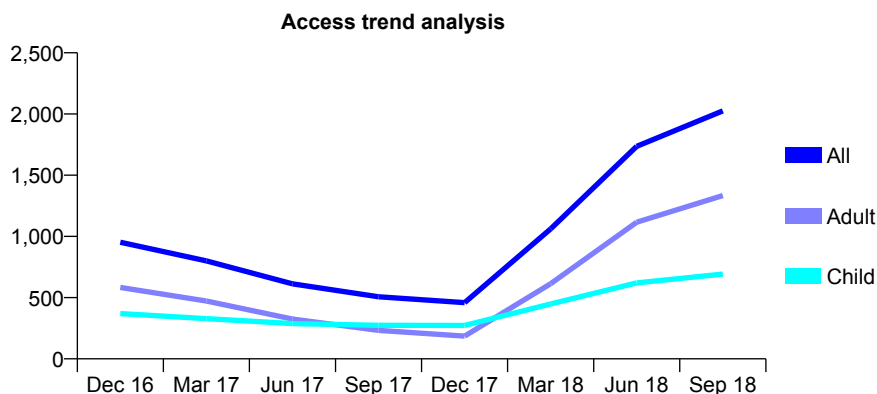
Q56 - Vital Signs At a Glance Contract Report for 187941/0001 - September 2018

Name or company name	Onefiveseven Partnership
Contract type name	GDS Contract
Purpose of contract	General
Contract start date	12/10/2009
Contract end date	

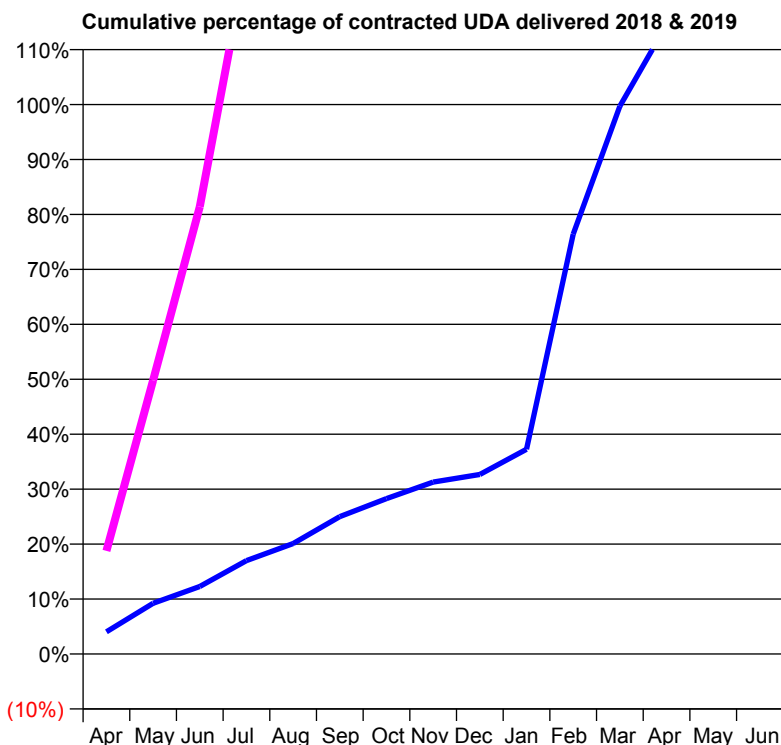
18/19 Contracted general activity (UDA)	1,735
Carry forward general activity (UDA)	0
18/19 Contracted orthodontic activity (UOA)	0
Carry forward orthodontic activity (UOA)	0
Baseline contract value	£42,926.52

ACCESS*

Patients seen in 24 months	Total	Change since previous quarter
Quarter ending September 2017	507	
Quarter ending December 2017	459	↓
Quarter ending March 2018	1,062	↑
Quarter ending June 2018	1,736	↑
Quarter ending September 2018	2,026	↑
Variance since September 2017	299.6%	↑



ACTIVITY



Month	Adjusted Scheduled Activity (UDA)	
	2018	2019
April	70	326
May	160	864
June	213	1,412
July	295	2,192
August	349	2,763
September	434	3,294
October	491	
November	543	
December	567	
January	647	
February	1,326	
March	1,730	
April	1,986	
May	1,987	
June	1,987	

QUALITY

	Quantity	Base Number	Contract	AT	Region	England
% of FP17s for the same patient ID Re-attending within 3 months - Children	52	692	7.5%	10.6%	11.4%	11.6%
% of FP17s for the same patient ID Re-attending within 3 months - Adults	151	1,313	11.5%	14.0%	15.0%	15.5%
% of FP17s for the same patient ID Re-attending between 3 & 9 months - Children	277	692	40.0%	59.8%	59.9%	58.8%
% of FP17s for the same patient ID Re-attending between 3 & 9 months - Adults	275	1,313	20.9%	49.1%	52.0%	51.1%
% of FP17s for Band 1 Urgent Courses	126	1,860	6.8%	9.1%	8.0%	9.0%
% of FP17s Relating to Free Repair or Replacements	1	1,860	0.1%	0.7%	0.8%	0.8%
% of FP17s Relating to Continuations	50	1,860	2.7%	1.0%	0.9%	0.9%
% of Patients satisfied with the dentistry they have received	2	2	N/A	93.6%	93.5%	93.3%
% of Patients satisfied with the time they had to wait for an appointment	2	2	N/A	88.4%	89.1%	88.9%

* This is based on patients treated on this contract for their most recent course of treatment. Figures in italics indicate the base number of FP17s or Patient Questionnaire responses are less than 100. N/A is shown where the base number of responses is less than 10 during the period. % is calculated as Quantity/Base number*100

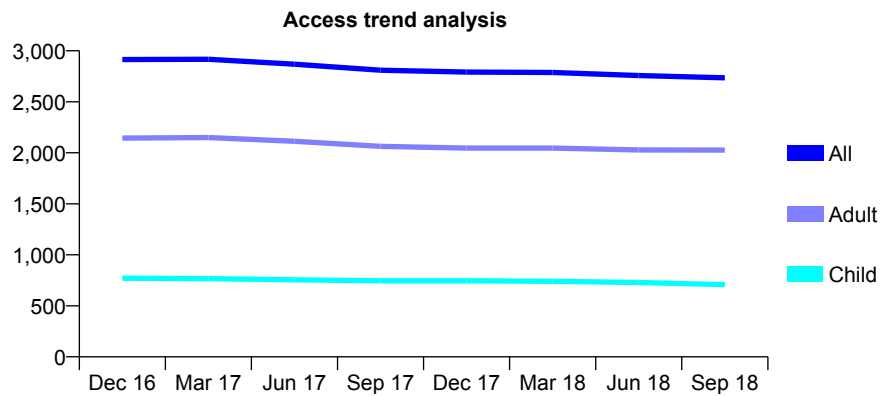
Q56 - Vital Signs At a Glance Contract Report for 188301/0001 - September 2018

Name or company name	Capel Dental Ltd
Contract type name	GDS Contract
Purpose of contract	General and Orthodontic
Contract start date	01/09/2007
Contract end date	

18/19 Contracted general activity (UDA)	5,612
Carry forward general activity (UDA)	0
18/19 Contracted orthodontic activity (UOA)	522
Carry forward orthodontic activity (UOA)	0
Baseline contract value	£191,764.73

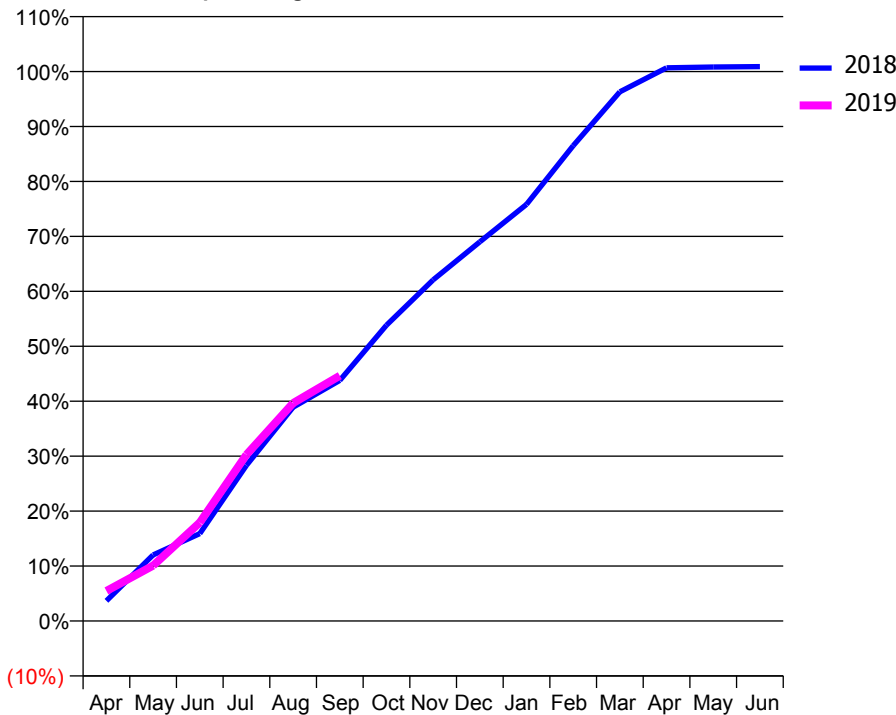
ACCESS*

Patients seen in 24 months	Total	Change since previous quarter
Quarter ending September 2017	2,810	
Quarter ending December 2017	2,792	→
Quarter ending March 2018	2,787	→
Quarter ending June 2018	2,757	↓
Quarter ending September 2018	2,735	→
Variance since September 2017	(2.7%)	↓



ACTIVITY

Cumulative percentage of contracted UDA delivered 2018 & 2019



Month	Adjusted Scheduled Activity (UDA)	
	2018	2019
April	206	307
May	674	566
June	893	1,005
July	1,590	1,699
August	2,184	2,226
September	2,458	2,505
October	3,021	
November	3,484	
December	3,872	
January	4,256	
February	4,855	
March	5,404	
April	5,650	
May	5,658	
June	5,663	

QUALITY

	Quantity	Base Number	Contract	AT	Region	England
% of FP17s for the same patient ID Re-attending within 3 months - Children	44	631	7.0%	10.6%	11.4%	11.6%
% of FP17s for the same patient ID Re-attending within 3 months - Adults	138	1,424	9.7%	14.0%	15.0%	15.5%
% of FP17s for the same patient ID Re-attending between 3 & 9 months - Children	444	631	70.4%	59.8%	59.9%	58.8%
% of FP17s for the same patient ID Re-attending between 3 & 9 months - Adults	887	1,424	62.3%	49.1%	52.0%	51.1%
% of FP17s for Band 1 Urgent Courses	56	1,402	4.0%	9.1%	8.0%	9.0%
% of FP17s Relating to Free Repair or Replacements	19	1,402	1.4%	0.7%	0.8%	0.8%
% of FP17s Relating to Continuations	11	1,402	0.8%	1.0%	0.9%	0.9%
% of Patients satisfied with the dentistry they have received	3	3	N/A	93.6%	93.5%	93.3%
% of Patients satisfied with the time they had to wait for an appointment	3	3	N/A	88.4%	89.1%	88.9%

* This is based on patients treated on this contract for their most recent course of treatment. Figures in italics indicate the base number of FP17s or Patient Questionnaire responses are less than 100. N/A is shown where the base number of responses is less than 10 during the period. % is calculated as Quantity/Base number*100

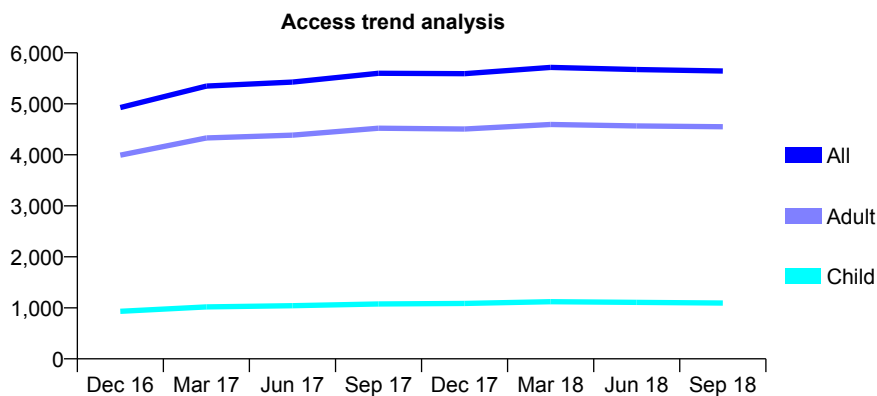
Q56 - Vital Signs At a Glance Contract Report for 189677/0001 - September 2018

Name or company name	Dr Jai Prathap Reddy
Contract type name	GDS Contract
Purpose of contract	General
Contract start date	01/03/2015
Contract end date	

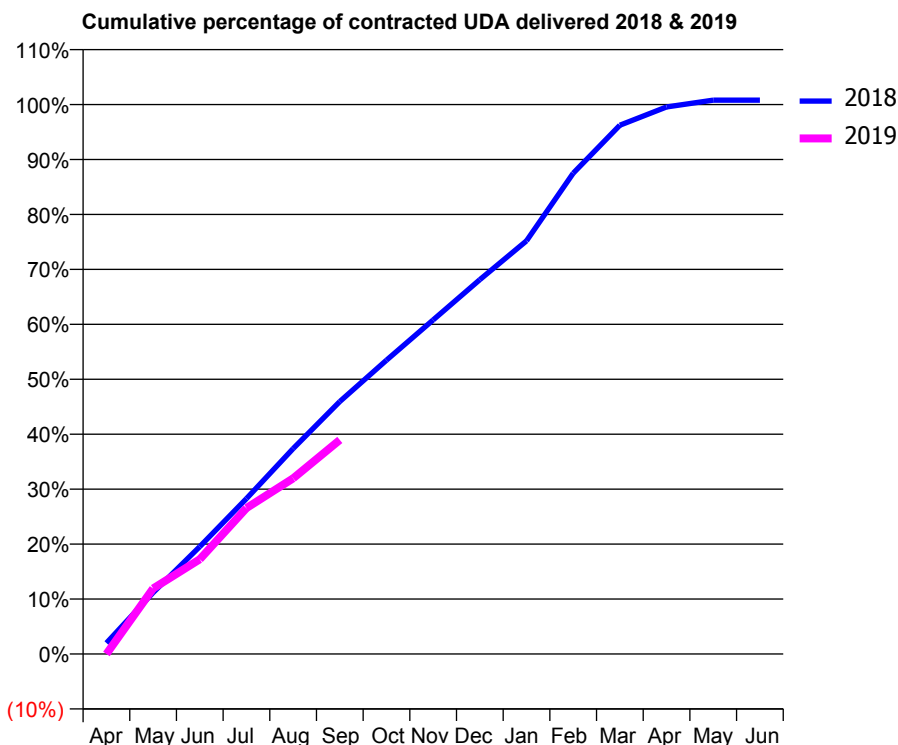
18/19 Contracted general activity (UDA)	14,985
Carry forward general activity (UDA)	0
18/19 Contracted orthodontic activity (UOA)	0
Carry forward orthodontic activity (UOA)	0
Baseline contract value	£414,367.41

ACCESS*

Patients seen in 24 months	Total	Change since previous quarter
Quarter ending September 2017	5,599	
Quarter ending December 2017	5,591	→
Quarter ending March 2018	5,714	↑
Quarter ending June 2018	5,673	→
Quarter ending September 2018	5,644	→
Variance since September 2017	0.8%	→



ACTIVITY



Month	Adjusted Scheduled Activity (UDA)	
	2018	2019
April	300	0
May	1,675	1,787
June	2,927	2,582
July	4,238	3,979
August	5,603	4,791
September	6,887	5,839
October	8,011	
November	9,110	
December	10,210	
January	11,269	
February	13,113	
March	14,419	
April	14,917	
May	15,104	
June	15,105	

QUALITY

	Quantity	Base Number	Contract	AT	Region	England
% of FP17s for the same patient ID Re-attending within 3 months - Children	33	743	4.4%	10.6%	11.4%	11.6%
% of FP17s for the same patient ID Re-attending within 3 months - Adults	289	2,996	9.6%	14.0%	15.0%	15.5%
% of FP17s for the same patient ID Re-attending between 3 & 9 months - Children	472	743	63.5%	59.8%	59.9%	58.8%
% of FP17s for the same patient ID Re-attending between 3 & 9 months - Adults	1,917	2,996	64.0%	49.1%	52.0%	51.1%
% of FP17s for Band 1 Urgent Courses	181	3,392	5.3%	9.1%	8.0%	9.0%
% of FP17s Relating to Free Repair or Replacements	45	3,392	1.3%	0.7%	0.8%	0.8%
% of FP17s Relating to Continuations	27	3,392	0.8%	1.0%	0.9%	0.9%
% of Patients satisfied with the dentistry they have received	6	6	N/A	93.6%	93.5%	93.3%
% of Patients satisfied with the time they had to wait for an appointment	6	6	N/A	88.4%	89.1%	88.9%

* This is based on patients treated on this contract for their most recent course of treatment. Figures in italics indicate the base number of FP17s or Patient Questionnaire responses are less than 100. N/A is shown where the base number of responses is less than 10 during the period. % is calculated as Quantity/Base number*100

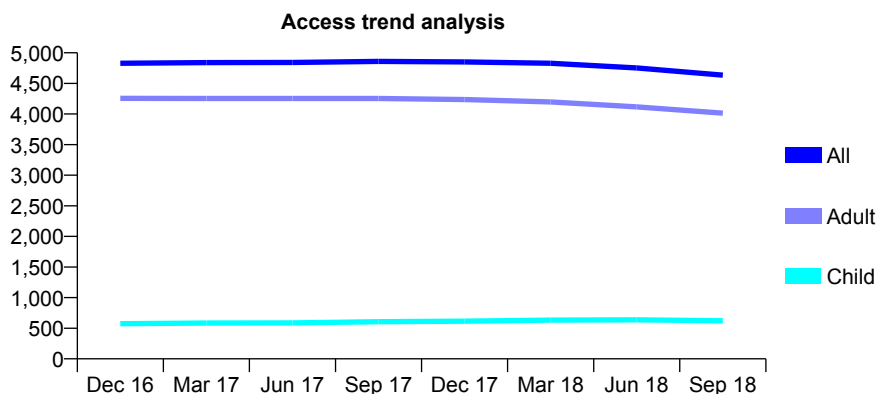
Q56 - Vital Signs At a Glance Contract Report for 189901/0002 - September 2018

Name or company name	Enslin Limited
Contract type name	GDS Contract
Purpose of contract	General
Contract start date	01/04/2013
Contract end date	

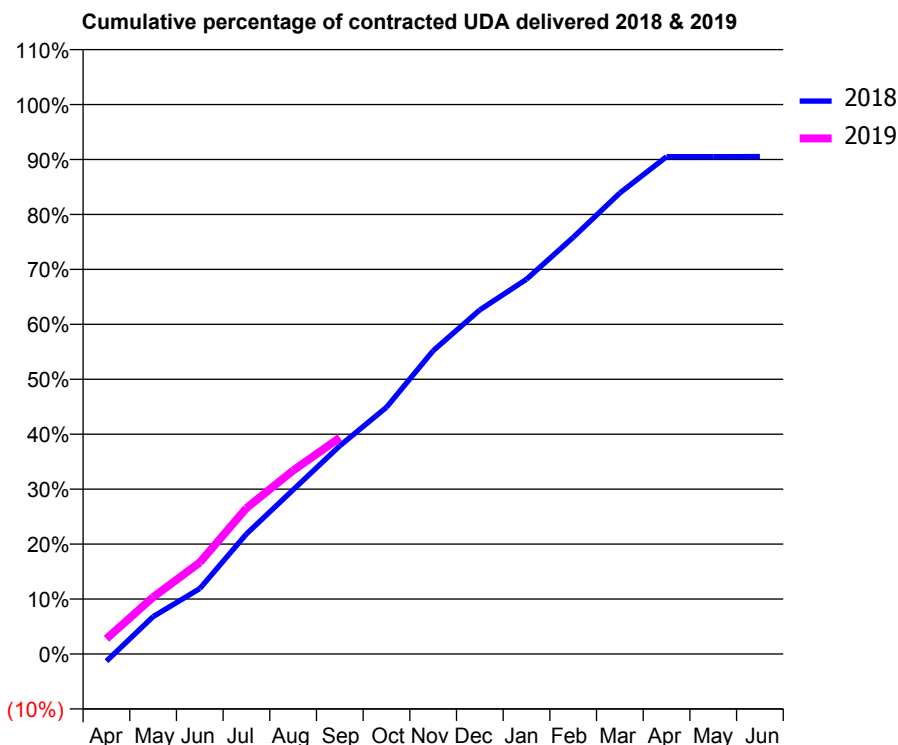
18/19 Contracted general activity (UDA)	15,500
Carry forward general activity (UDA)	0
18/19 Contracted orthodontic activity (UOA)	0
Carry forward orthodontic activity (UOA)	0
Baseline contract value	£387,712.14

ACCESS*

Patients seen in 24 months	Total	Change since previous quarter
Quarter ending September 2017	4,860	
Quarter ending December 2017	4,851	→
Quarter ending March 2018	4,829	→
Quarter ending June 2018	4,753	↓
Quarter ending September 2018	4,636	↓
Variance since September 2017	(4.6%)	↓



ACTIVITY



Month	Adjusted Scheduled Activity (UDA)	
	2018	2019
April	-205	431
May	1,056	1,605
June	1,846	2,583
July	3,387	4,119
August	4,634	5,179
September	5,875	6,104
October	6,961	
November	8,557	
December	9,705	
January	10,570	
February	11,754	
March	13,007	
April	14,028	
May	14,028	
June	14,031	

QUALITY

	Quantity	Base Number	Contract	AT	Region	England
% of FP17s for the same patient ID Re-attending within 3 months - Children	22	426	5.2%	10.6%	11.4%	11.6%
% of FP17s for the same patient ID Re-attending within 3 months - Adults	501	3,025	16.6%	14.0%	15.0%	15.5%
% of FP17s for the same patient ID Re-attending between 3 & 9 months - Children	262	426	61.5%	59.8%	59.9%	58.8%
% of FP17s for the same patient ID Re-attending between 3 & 9 months - Adults	1,763	3,025	58.3%	49.1%	52.0%	51.1%
% of FP17s for Band 1 Urgent Courses	215	3,115	6.9%	9.1%	8.0%	9.0%
% of FP17s Relating to Free Repair or Replacements	27	3,115	0.9%	0.7%	0.8%	0.8%
% of FP17s Relating to Continuations	36	3,115	1.2%	1.0%	0.9%	0.9%
% of Patients satisfied with the dentistry they have received	3	3	N/A	93.6%	93.5%	93.3%
% of Patients satisfied with the time they had to wait for an appointment	3	3	N/A	88.4%	89.1%	88.9%

* This is based on patients treated on this contract for their most recent course of treatment. Figures in italics indicate the base number of FP17s or Patient Questionnaire responses are less than 100. N/A is shown where the base number of responses is less than 10 during the period. % is calculated as Quantity/Base number*100

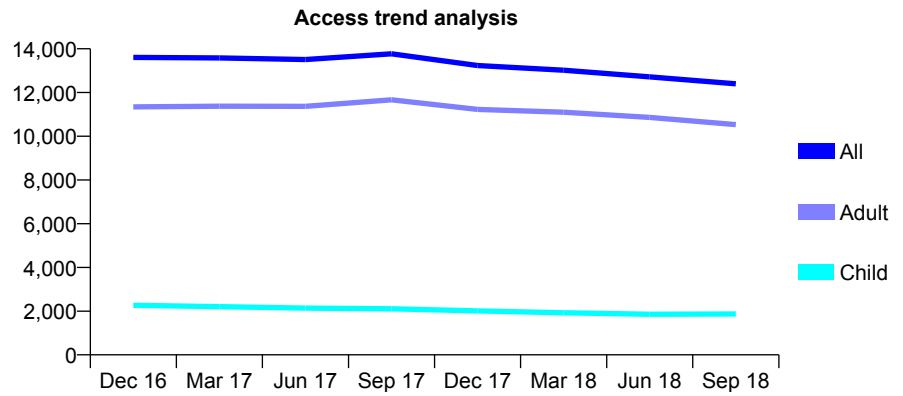
Q56 - Vital Signs At a Glance Contract Report for 190241/0001 - September 2018

Name or company name	CCS Dental Service
Contract type name	PDS Contract
Purpose of contract	General and Orthodontic
Contract start date	01/04/2010
Contract end date	31/03/2019

18/19 Contracted general activity (UDA)	23,865
Carry forward general activity (UDA)	0
18/19 Contracted orthodontic activity (UOA)	420
Carry forward orthodontic activity (UOA)	0
Baseline contract value	£2,623,279.44

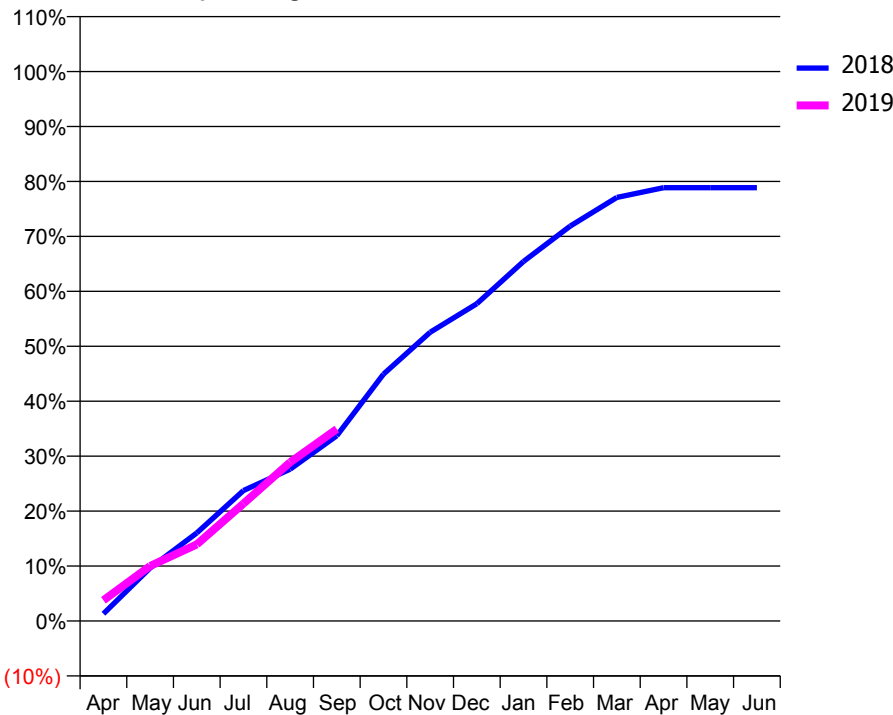
ACCESS*

Patients seen in 24 months	Total	Change since previous quarter
Quarter ending September 2017	13,772	
Quarter ending December 2017	13,236	↓
Quarter ending March 2018	13,020	↓
Quarter ending June 2018	12,716	↓
Quarter ending September 2018	12,398	↓
Variance since September 2017	(10.0%)	↓



ACTIVITY

Cumulative percentage of contracted UDA delivered 2018 & 2019



Month	Adjusted Scheduled Activity (UDA)	
	2018	2019
April	313	899
May	2,301	2,389
June	3,826	3,325
July	5,665	5,098
August	6,592	6,894
September	8,045	8,339
October	10,723	
November	12,542	
December	13,781	
January	15,618	
February	17,152	
March	18,394	
April	18,819	
May	18,817	
June	18,819	

QUALITY

	Quantity	Base Number	Contract	AT	Region	England
% of FP17s for the same patient ID Re-attending within 3 months - Children	164	1,495	11.0%	10.6%	11.4%	11.6%
% of FP17s for the same patient ID Re-attending within 3 months - Adults	505	4,923	10.3%	14.0%	15.0%	15.5%
% of FP17s for the same patient ID Re-attending between 3 & 9 months - Children	318	1,495	21.3%	59.8%	59.9%	58.8%
% of FP17s for the same patient ID Re-attending between 3 & 9 months - Adults	672	4,923	13.7%	49.1%	52.0%	51.1%
% of FP17s for Band 1 Urgent Courses	3,858	5,780	66.7%	9.1%	8.0%	9.0%
% of FP17s Relating to Free Repair or Replacements	0	5,780	0.0%	0.7%	0.8%	0.8%
% of FP17s Relating to Continuations	0	5,780	0.0%	1.0%	0.9%	0.9%
% of Patients satisfied with the dentistry they have received	2	2	N/A	93.6%	93.5%	93.3%
% of Patients satisfied with the time they had to wait for an appointment	2	2	N/A	88.4%	89.1%	88.9%

* This is based on patients treated on this contract for their most recent course of treatment. Figures in italics indicate the base number of FP17s or Patient Questionnaire responses are less than 100. N/A is shown where the base number of responses is less than 10 during the period. % is calculated as Quantity/Base number*100

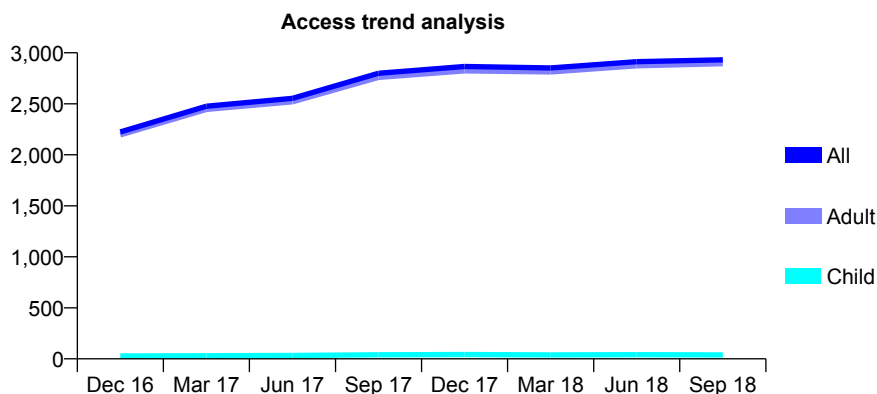
Q56 - Vital Signs At a Glance Contract Report for 190241/0003 - September 2018

Name or company name	CCS Dental Service
Contract type name	PDS Contract
Purpose of contract	General
Contract start date	01/10/2013
Contract end date	31/03/2019

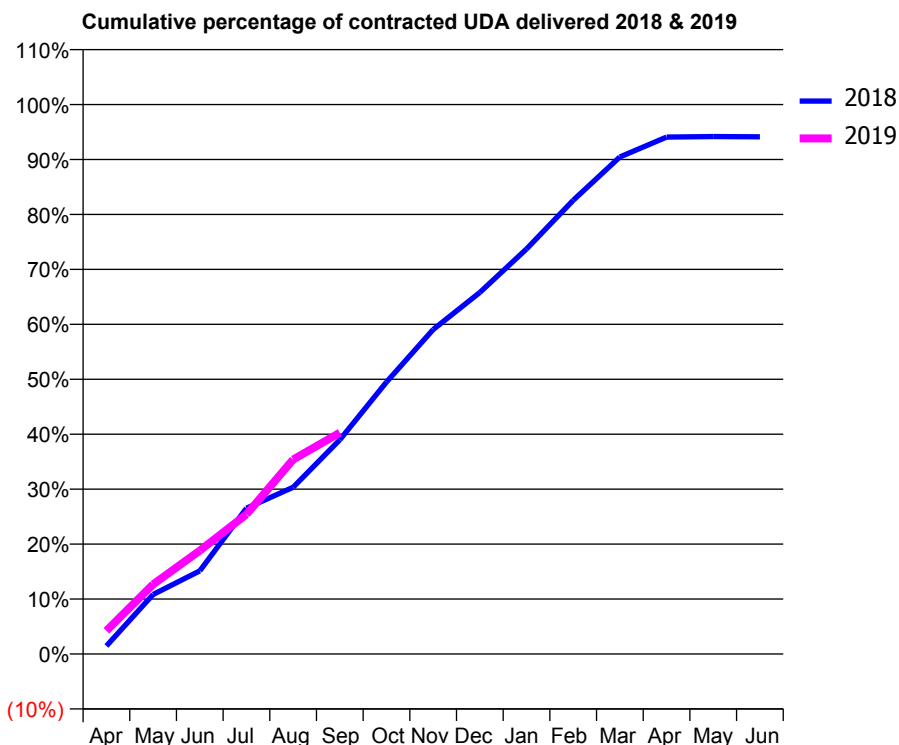
18/19 Contracted general activity (UDA)	8,690
Carry forward general activity (UDA)	0
18/19 Contracted orthodontic activity (UOA)	0
Carry forward orthodontic activity (UOA)	0
Baseline contract value	£875,679.08

ACCESS*

Patients seen in 24 months	Total	Change since previous quarter
Quarter ending September 2017	2,799	
Quarter ending December 2017	2,866	↑
Quarter ending March 2018	2,851	→
Quarter ending June 2018	2,913	↑
Quarter ending September 2018	2,932	→
Variance since September 2017	4.8%	↑



ACTIVITY



Month	Adjusted Scheduled Activity (UDA)	
	2018	2019
April	128	368
May	942	1,102
June	1,314	1,635
July	2,307	2,209
August	2,637	3,076
September	3,387	3,499
October	4,300	
November	5,132	
December	5,718	
January	6,405	
February	7,174	
March	7,861	
April	8,175	
May	8,182	
June	8,179	

QUALITY

	Quantity	Base Number	Contract	AT	Region	England
% of FP17s for the same patient ID Re-attending within 3 months - Children	0	33	0.0%	10.6%	11.4%	11.6%
% of FP17s for the same patient ID Re-attending within 3 months - Adults	7	1,381	0.5%	14.0%	15.0%	15.5%
% of FP17s for the same patient ID Re-attending between 3 & 9 months - Children	0	33	0.0%	59.8%	59.9%	58.8%
% of FP17s for the same patient ID Re-attending between 3 & 9 months - Adults	3	1,381	0.2%	49.1%	52.0%	51.1%
% of FP17s for Band 1 Urgent Courses	0	1,271	0.0%	9.1%	8.0%	9.0%
% of FP17s Relating to Free Repair or Replacements	0	1,271	0.0%	0.7%	0.8%	0.8%
% of FP17s Relating to Continuations	0	1,271	0.0%	1.0%	0.9%	0.9%
% of Patients satisfied with the dentistry they have received	2	2	N/A	93.6%	93.5%	93.3%
% of Patients satisfied with the time they had to wait for an appointment	2	2	N/A	88.4%	89.1%	88.9%

* This is based on patients treated on this contract for their most recent course of treatment. Figures in italics indicate the base number of FP17s or Patient Questionnaire responses are less than 100. N/A is shown where the base number of responses is less than 10 during the period. % is calculated as Quantity/Base number*100

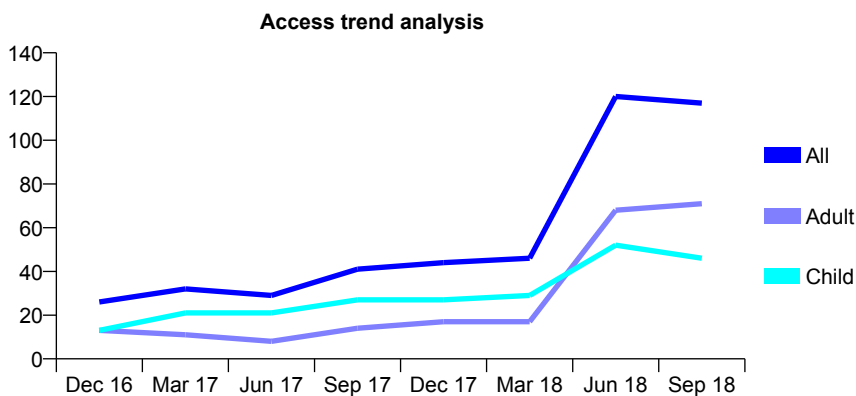
Q56 - Vital Signs At a Glance Contract Report for 190241/0004 - September 2018

Name or company name	CCS Dental Service
Contract type name	PDS Contract
Purpose of contract	General
Contract start date	01/04/2014
Contract end date	31/03/2019

18/19 Contracted general activity (UDA)	500
Carry forward general activity (UDA)	0
18/19 Contracted orthodontic activity (UOA)	0
Carry forward orthodontic activity (UOA)	0
Baseline contract value	£15,729.63

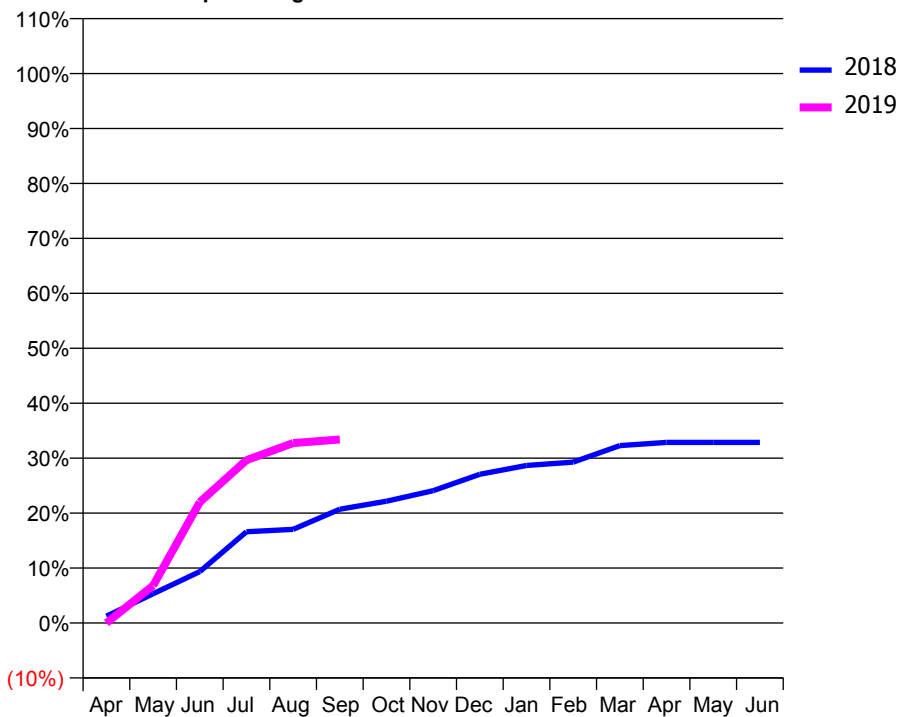
ACCESS*

Patients seen in 24 months	Total	Change since previous quarter
Quarter ending September 2017	41	
Quarter ending December 2017	44	↑
Quarter ending March 2018	46	↑
Quarter ending June 2018	120	↑
Quarter ending September 2018	117	↓
Variance since September 2017	185.4%	↑



ACTIVITY

Cumulative percentage of contracted UDA delivered 2018 & 2019



Adjusted Scheduled Activity (UDA)

Month	2018	2019
April	6	0
May	27	34
June	47	110
July	83	148
August	85	164
September	104	167
October	111	
November	120	
December	135	
January	143	
February	146	
March	161	
April	164	
May	164	
June	164	

QUALITY

	Quantity	Base Number	Contract	AT	Region	England
% of FP17s for the same patient ID Re-attending within 3 months - Children	0	34	0.0%	10.6%	11.4%	11.6%
% of FP17s for the same patient ID Re-attending within 3 months - Adults	0	78	0.0%	14.0%	15.0%	15.5%
% of FP17s for the same patient ID Re-attending between 3 & 9 months - Children	0	34	0.0%	59.8%	59.9%	58.8%
% of FP17s for the same patient ID Re-attending between 3 & 9 months - Adults	0	78	0.0%	49.1%	52.0%	51.1%
% of FP17s for Band 1 Urgent Courses	65	111	58.6%	9.1%	8.0%	9.0%
% of FP17s Relating to Free Repair or Replacements	0	111	0.0%	0.7%	0.8%	0.8%
% of FP17s Relating to Continuations	0	111	0.0%	1.0%	0.9%	0.9%
% of Patients satisfied with the dentistry they have received	0	0	N/A	93.6%	93.5%	93.3%
% of Patients satisfied with the time they had to wait for an appointment	0	0	N/A	88.4%	89.1%	88.9%

* This is based on patients treated on this contract for their most recent course of treatment. Figures in italics indicate the base number of FP17s or Patient Questionnaire responses are less than 100. N/A is shown where the base number of responses is less than 10 during the period. % is calculated as Quantity/Base number*100

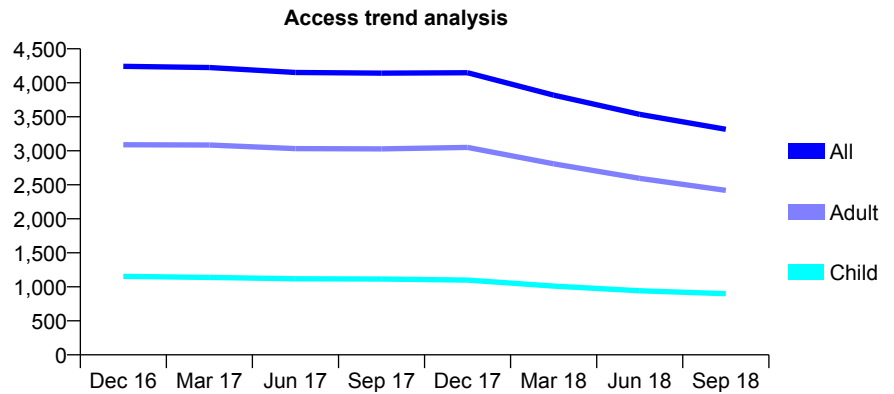
Q56 - Vital Signs At a Glance Contract Report for 190713/0001 - September 2018

Name or company name	Mazdak Eyrumlu and Azad Eyrumlu
Contract type name	GDS Contract
Purpose of contract	General
Contract start date	01/04/2011
Contract end date	

18/19 Contracted general activity (UDA)	16,000
Carry forward general activity (UDA)	0
18/19 Contracted orthodontic activity (UOA)	0
Carry forward orthodontic activity (UOA)	0
Baseline contract value	£441,394.83

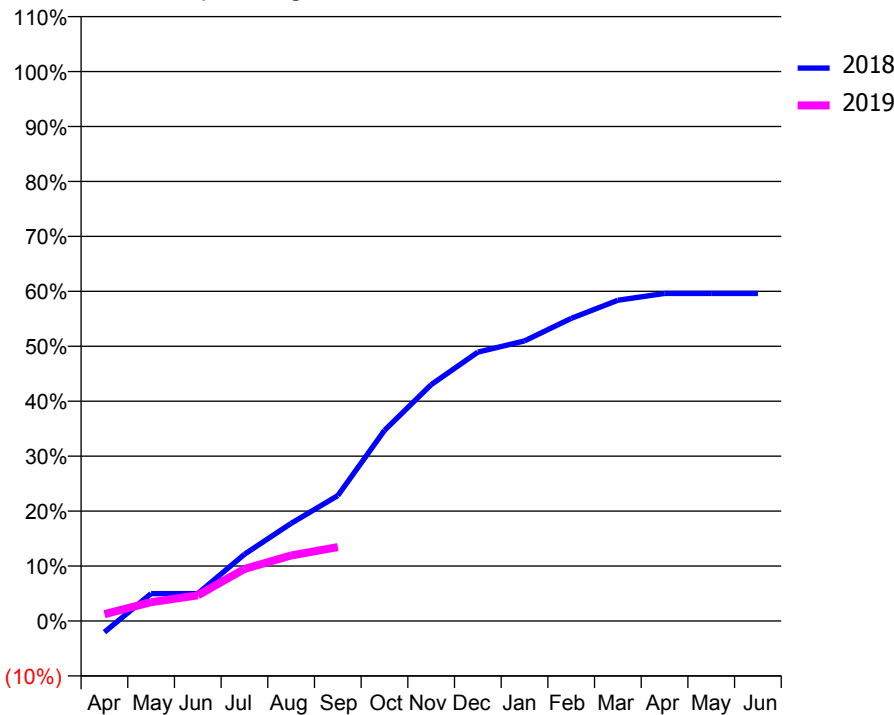
ACCESS*

Patients seen in 24 months	Total	Change since previous quarter
Quarter ending September 2017	4,143	
Quarter ending December 2017	4,149	→
Quarter ending March 2018	3,819	↓
Quarter ending June 2018	3,537	↓
Quarter ending September 2018	3,317	↓
Variance since September 2017	(19.9%)	↓



ACTIVITY

Cumulative percentage of contracted UDA delivered 2018 & 2019



Month	Adjusted Scheduled Activity (UDA)	
	2018	2019
April	-327	201
May	799	551
June	799	747
July	1,943	1,516
August	2,846	1,909
September	3,651	2,153
October	5,551	
November	6,884	
December	7,828	
January	8,156	
February	8,814	
March	9,341	
April	9,539	
May	9,539	
June	9,540	

QUALITY

	Quantity	Base Number	Contract	AT	Region	England
% of FP17s for the same patient ID Re-attending within 3 months - Children	16	241	6.6%	10.6%	11.4%	11.6%
% of FP17s for the same patient ID Re-attending within 3 months - Adults	101	661	15.3%	14.0%	15.0%	15.5%
% of FP17s for the same patient ID Re-attending between 3 & 9 months - Children	97	241	40.2%	59.8%	59.9%	58.8%
% of FP17s for the same patient ID Re-attending between 3 & 9 months - Adults	264	661	39.9%	49.1%	52.0%	51.1%
% of FP17s for Band 1 Urgent Courses	118	806	14.6%	9.1%	8.0%	9.0%
% of FP17s Relating to Free Repair or Replacements	9	806	1.1%	0.7%	0.8%	0.8%
% of FP17s Relating to Continuations	14	806	1.7%	1.0%	0.9%	0.9%
% of Patients satisfied with the dentistry they have received	0	0	N/A	93.6%	93.5%	93.3%
% of Patients satisfied with the time they had to wait for an appointment	0	0	N/A	88.4%	89.1%	88.9%

* This is based on patients treated on this contract for their most recent course of treatment. Figures in italics indicate the base number of FP17s or Patient Questionnaire responses are less than 100. N/A is shown where the base number of responses is less than 10 during the period. % is calculated as Quantity/Base number*100

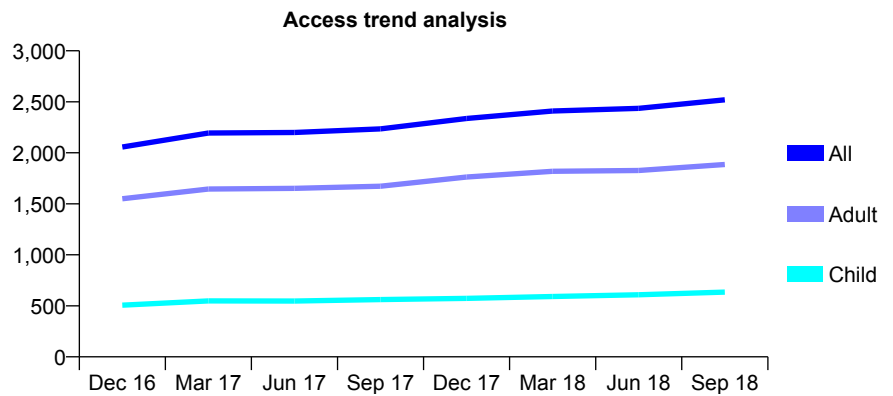
Q56 - Vital Signs At a Glance Contract Report for 190721/0001 - September 2018

Name or company name	Lisalina Smile Clinic Limited
Contract type name	GDS Contract
Purpose of contract	General
Contract start date	01/03/2014
Contract end date	

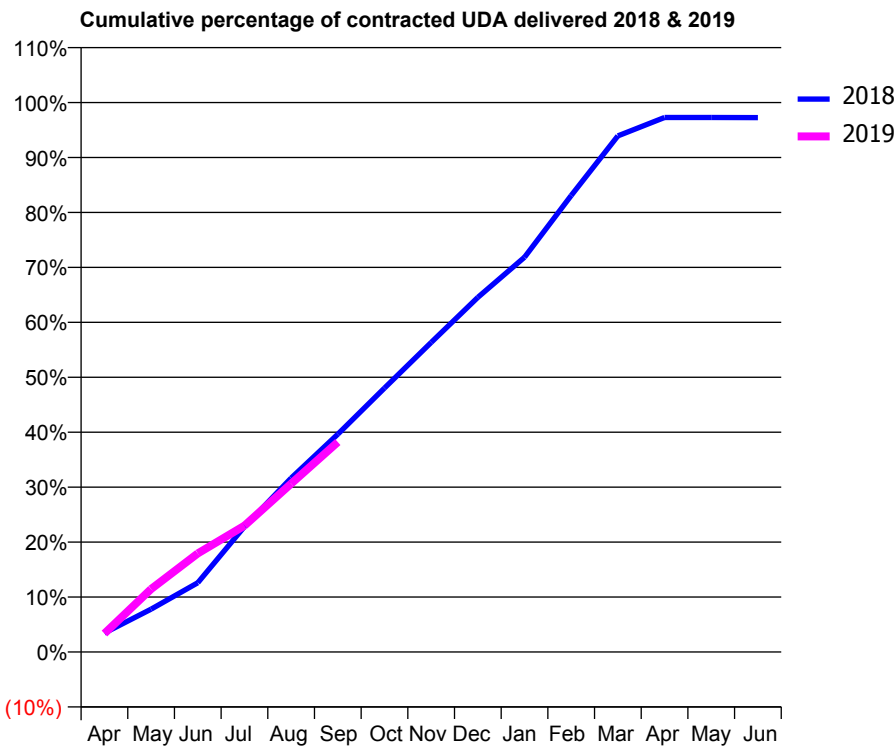
18/19 Contracted general activity (UDA)	8,013
Carry forward general activity (UDA)	0
18/19 Contracted orthodontic activity (UOA)	0
Carry forward orthodontic activity (UOA)	0
Baseline contract value	£186,034.27

ACCESS*

Patients seen in 24 months	Total	Change since previous quarter
Quarter ending September 2017	2,234	
Quarter ending December 2017	2,336	↑
Quarter ending March 2018	2,410	↑
Quarter ending June 2018	2,436	→
Quarter ending September 2018	2,520	↑
Variance since September 2017	12.8%	↑



ACTIVITY



Month	Adjusted Scheduled Activity (UDA)	
	2018	2019
April	277	270
May	626	919
June	1,009	1,438
July	1,828	1,843
August	2,537	2,455
September	3,176	3,061
October	3,850	
November	4,514	
December	5,172	
January	5,757	
February	6,657	
March	7,526	
April	7,794	
May	7,794	
June	7,793	

QUALITY

	Quantity	Base Number	Contract	AT	Region	England
% of FP17s for the same patient ID Re-attending within 3 months - Children	41	454	9.0%	10.6%	11.4%	11.6%
% of FP17s for the same patient ID Re-attending within 3 months - Adults	163	1,187	13.7%	14.0%	15.0%	15.5%
% of FP17s for the same patient ID Re-attending between 3 & 9 months - Children	258	454	56.8%	59.8%	59.9%	58.8%
% of FP17s for the same patient ID Re-attending between 3 & 9 months - Adults	725	1,187	61.1%	49.1%	52.0%	51.1%
% of FP17s for Band 1 Urgent Courses	87	1,532	5.7%	9.1%	8.0%	9.0%
% of FP17s Relating to Free Repair or Replacements	0	1,532	0.0%	0.7%	0.8%	0.8%
% of FP17s Relating to Continuations	3	1,532	0.2%	1.0%	0.9%	0.9%
% of Patients satisfied with the dentistry they have received	2	2	N/A	93.6%	93.5%	93.3%
% of Patients satisfied with the time they had to wait for an appointment	2	2	N/A	88.4%	89.1%	88.9%

* This is based on patients treated on this contract for their most recent course of treatment. Figures in italics indicate the base number of FP17s or Patient Questionnaire responses are less than 100. N/A is shown where the base number of responses is less than 10 during the period. % is calculated as Quantity/Base number*100

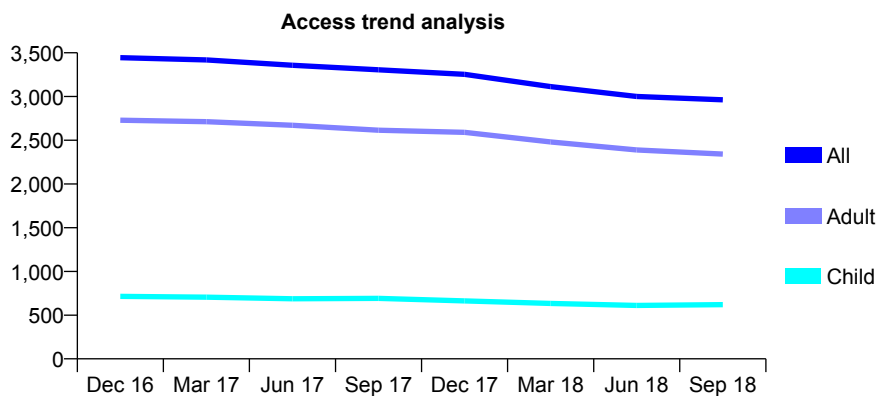
Q56 - Vital Signs At a Glance Contract Report for 191701/0001 - September 2018

Name or company name	Olive Dental Care Ltd
Contract type name	GDS Contract
Purpose of contract	General
Contract start date	01/06/2009
Contract end date	

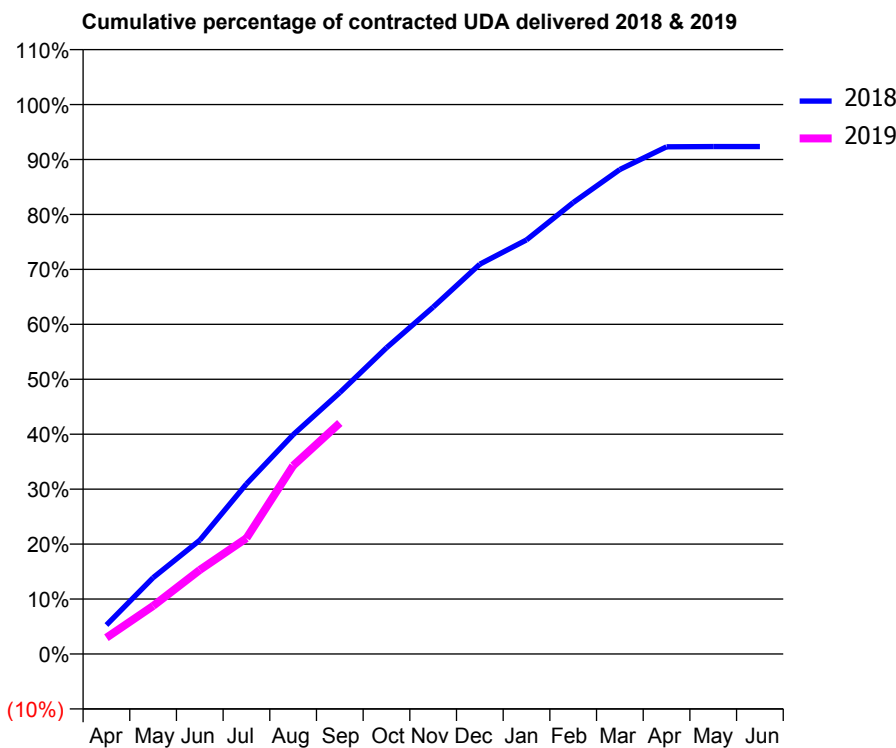
18/19 Contracted general activity (UDA)	9,022
Carry forward general activity (UDA)	0
18/19 Contracted orthodontic activity (UOA)	0
Carry forward orthodontic activity (UOA)	0
Baseline contract value	£223,308.87

ACCESS*

Patients seen in 24 months	Total	Change since previous quarter
Quarter ending September 2017	3,305	
Quarter ending December 2017	3,253	↓
Quarter ending March 2018	3,114	↓
Quarter ending June 2018	3,000	↓
Quarter ending September 2018	2,962	↓
Variance since September 2017	(10.4%)	↓



ACTIVITY



Adjusted Scheduled Activity (UDA)		
Month	2018	2019
April	476	268
May	1,254	788
June	1,869	1,380
July	2,792	1,902
August	3,601	3,092
September	4,291	3,793
October	5,027	
November	5,695	
December	6,400	
January	6,799	
February	7,411	
March	7,954	
April	8,328	
May	8,331	
June	8,331	

QUALITY

	Quantity	Base Number	Contract	AT	Region	England
% of FP17s for the same patient ID Re-attending within 3 months - Children	27	486	5.6%	10.6%	11.4%	11.6%
% of FP17s for the same patient ID Re-attending within 3 months - Adults	194	1,649	11.8%	14.0%	15.0%	15.5%
% of FP17s for the same patient ID Re-attending between 3 & 9 months - Children	266	486	54.7%	59.8%	59.9%	58.8%
% of FP17s for the same patient ID Re-attending between 3 & 9 months - Adults	876	1,649	53.1%	49.1%	52.0%	51.1%
% of FP17s for Band 1 Urgent Courses	112	1,885	5.9%	9.1%	8.0%	9.0%
% of FP17s Relating to Free Repair or Replacements	11	1,885	0.6%	0.7%	0.8%	0.8%
% of FP17s Relating to Continuations	41	1,885	2.2%	1.0%	0.9%	0.9%
% of Patients satisfied with the dentistry they have received	2	2	N/A	93.6%	93.5%	93.3%
% of Patients satisfied with the time they had to wait for an appointment	1	2	N/A	88.4%	89.1%	88.9%

* This is based on patients treated on this contract for their most recent course of treatment. Figures in italics indicate the base number of FP17s or Patient Questionnaire responses are less than 100. N/A is shown where the base number of responses is less than 10 during the period. % is calculated as Quantity/Base number*100

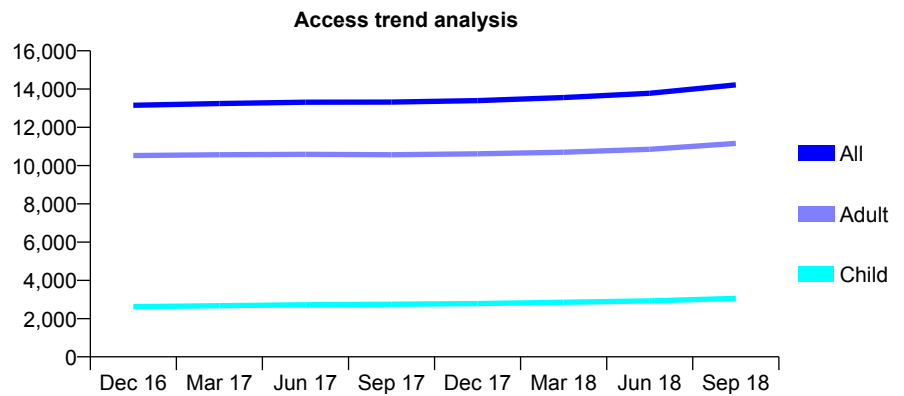
Q56 - Vital Signs At a Glance Contract Report for 192562/0001 - September 2018

Name or company name	All Saints Green Dental Clinic Limited
Contract type name	GDS Contract
Purpose of contract	General
Contract start date	01/02/2012
Contract end date	

18/19 Contracted general activity (UDA)	45,100
Carry forward general activity (UDA)	0
18/19 Contracted orthodontic activity (UOA)	0
Carry forward orthodontic activity (UOA)	0
Baseline contract value	£1,185,433.33

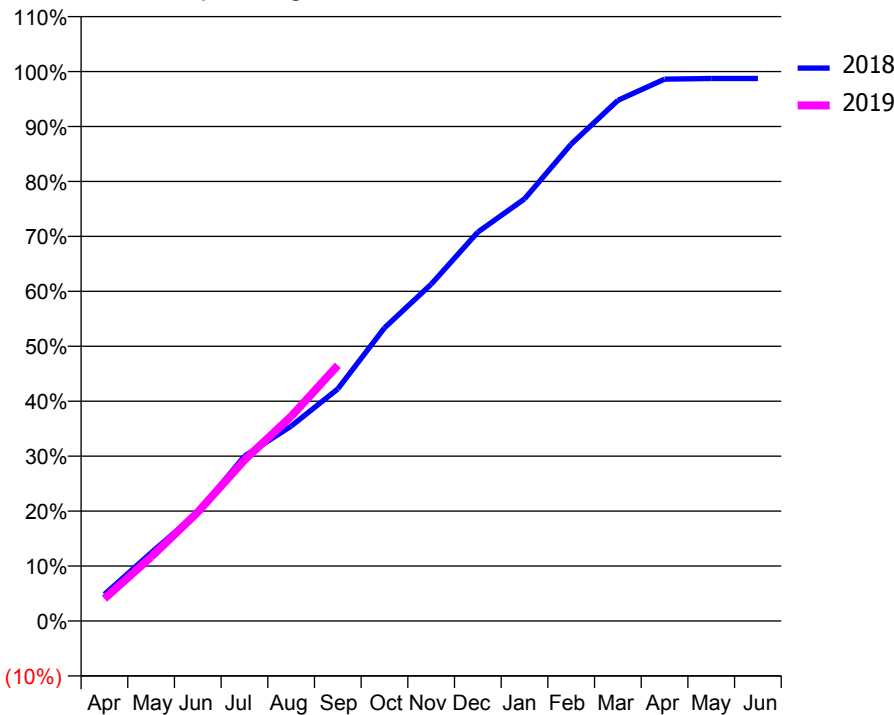
ACCESS*

Patients seen in 24 months	Total	Change since previous quarter
Quarter ending September 2017	13,317	
Quarter ending December 2017	13,399	→
Quarter ending March 2018	13,556	→
Quarter ending June 2018	13,777	→
Quarter ending September 2018	14,216	↑
Variance since September 2017	6.8%	↑



ACTIVITY

Cumulative percentage of contracted UDA delivered 2018 & 2019



Month	Adjusted Scheduled Activity (UDA)	
	2018	2019
April	2,180	1,829
May	5,594	5,264
June	8,916	8,935
July	13,532	13,221
August	15,990	16,796
September	19,054	20,990
October	24,066	
November	27,636	
December	31,925	
January	34,641	
February	39,147	
March	42,737	
April	44,474	
May	44,528	
June	44,524	

QUALITY

	Quantity	Base Number	Contract	AT	Region	England
% of FP17s for the same patient ID Re-attending within 3 months - Children	168	2,298	7.3%	10.6%	11.4%	11.6%
% of FP17s for the same patient ID Re-attending within 3 months - Adults	1,075	7,803	13.8%	14.0%	15.0%	15.5%
% of FP17s for the same patient ID Re-attending between 3 & 9 months - Children	1,270	2,298	55.3%	59.8%	59.9%	58.8%
% of FP17s for the same patient ID Re-attending between 3 & 9 months - Adults	3,777	7,803	48.4%	49.1%	52.0%	51.1%
% of FP17s for Band 1 Urgent Courses	756	9,243	8.2%	9.1%	8.0%	9.0%
% of FP17s Relating to Free Repair or Replacements	91	9,243	1.0%	0.7%	0.8%	0.8%
% of FP17s Relating to Continuations	34	9,243	0.4%	1.0%	0.9%	0.9%
% of Patients satisfied with the dentistry they have received	7	8	N/A	93.6%	93.5%	93.3%
% of Patients satisfied with the time they had to wait for an appointment	8	8	N/A	88.4%	89.1%	88.9%

* This is based on patients treated on this contract for their most recent course of treatment. Figures in italics indicate the base number of FP17s or Patient Questionnaire responses are less than 100. N/A is shown where the base number of responses is less than 10 during the period. % is calculated as Quantity/Base number*100

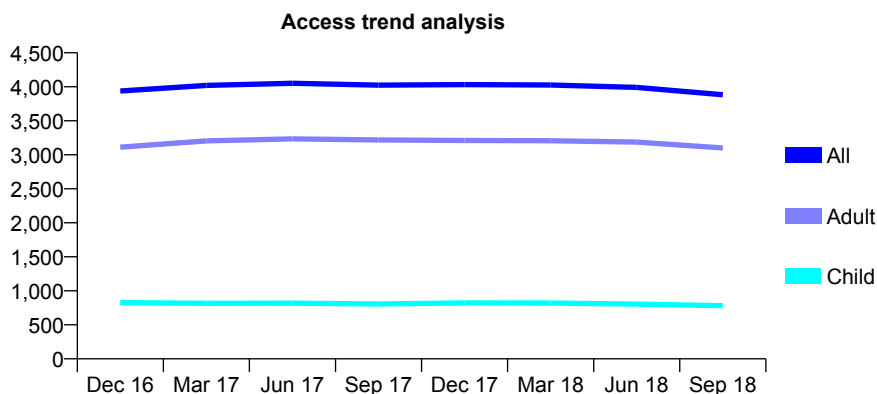
Q56 - Vital Signs At a Glance Contract Report for 193070/0001 - September 2018

Name or company name	Wickham Dental Practice Ltd
Contract type name	Pilot Contract
Purpose of contract	General
Contract start date	01/06/2014
Contract end date	

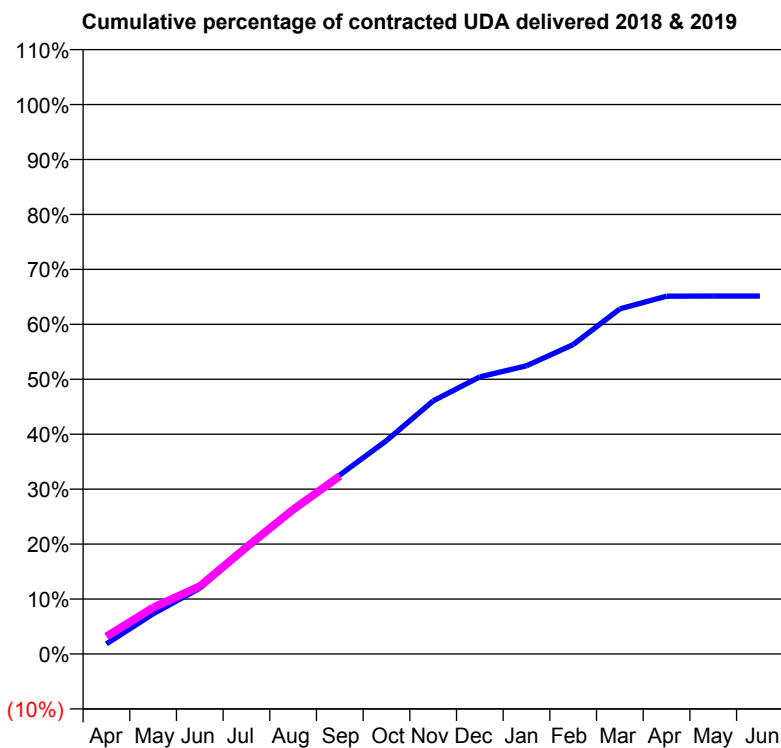
18/19 Contracted general activity (UDA)	11,872
Carry forward general activity (UDA)	0
18/19 Contracted orthodontic activity (UOA)	0
Carry forward orthodontic activity (UOA)	0
Baseline contract value	£280,706.10

ACCESS*

Patients seen in 24 months	Total	Change since previous quarter
Quarter ending September 2017	4,025	
Quarter ending December 2017	4,033	→
Quarter ending March 2018	4,027	→
Quarter ending June 2018	3,991	→
Quarter ending September 2018	3,883	↓
Variance since September 2017	(3.5%)	↓



ACTIVITY



Adjusted Scheduled Activity (UDA)		
Month	2018	2019
April	219	380
May	869	1,005
June	1,423	1,464
July	2,285	2,309
August	3,108	3,121
September	3,867	3,845
October	4,610	
November	5,469	
December	5,987	
January	6,226	
February	6,685	
March	7,458	
April	7,731	
May	7,734	
June	7,735	

QUALITY

	Quantity	Base Number	Contract	AT	Region	England
% of FP17s for the same patient ID Re-attending within 3 months - Children	11	344	3.2%	10.6%	11.4%	11.6%
% of FP17s for the same patient ID Re-attending within 3 months - Adults	119	1,379	8.6%	14.0%	15.0%	15.5%
% of FP17s for the same patient ID Re-attending between 3 & 9 months - Children	66	344	19.2%	59.8%	59.9%	58.8%
% of FP17s for the same patient ID Re-attending between 3 & 9 months - Adults	244	1,379	17.7%	49.1%	52.0%	51.1%
% of FP17s for Band 1 Urgent Courses	4	1,637	0.2%	9.1%	8.0%	9.0%
% of FP17s Relating to Free Repair or Replacements	1	1,637	0.1%	0.7%	0.8%	0.8%
% of FP17s Relating to Continuations	59	1,637	3.6%	1.0%	0.9%	0.9%
% of Patients satisfied with the dentistry they have received	2	2	N/A	93.6%	93.5%	93.3%
% of Patients satisfied with the time they had to wait for an appointment	2	2	N/A	88.4%	89.1%	88.9%

* This is based on patients treated on this contract for their most recent course of treatment. Figures in italics indicate the base number of FP17s or Patient Questionnaire responses are less than 100. N/A is shown where the base number of responses is less than 10 during the period. % is calculated as Quantity/Base number*100

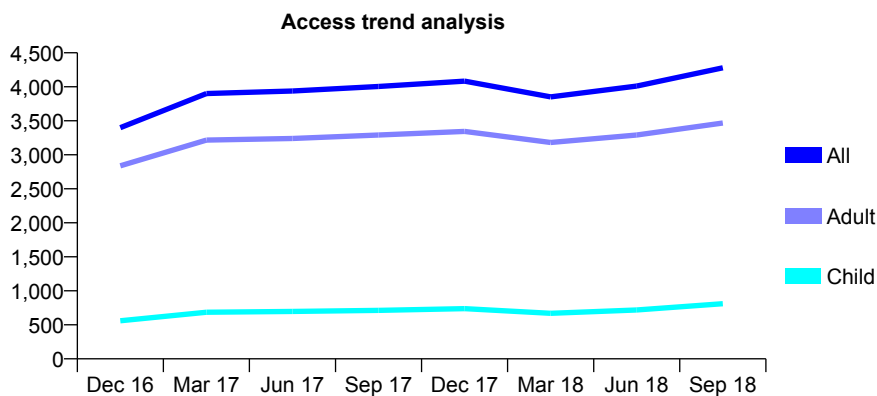
Q56 - Vital Signs At a Glance Contract Report for 193712/0001 - September 2018

Name or company name	Dr K.A Fagher & Dr A. Surti
Contract type name	GDS Contract
Purpose of contract	General
Contract start date	08/05/2015
Contract end date	

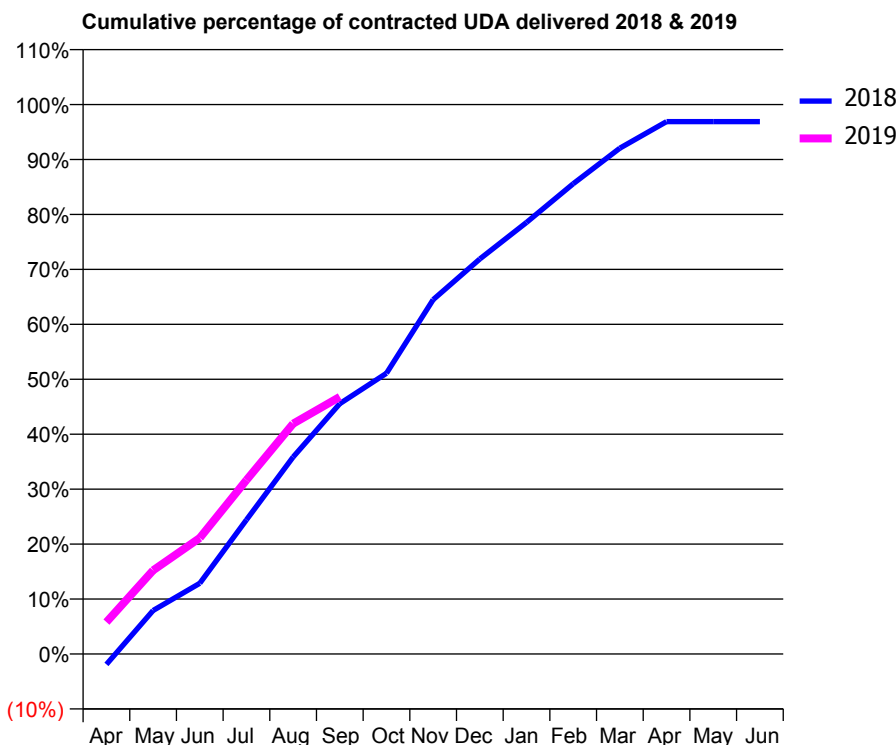
18/19 Contracted general activity (UDA)	9,810
Carry forward general activity (UDA)	0
18/19 Contracted orthodontic activity (UOA)	0
Carry forward orthodontic activity (UOA)	0
Baseline contract value	£222,753.74

ACCESS*

Patients seen in 24 months	Total	Change since previous quarter
Quarter ending September 2017	4,004	
Quarter ending December 2017	4,083	→
Quarter ending March 2018	3,851	↓
Quarter ending June 2018	4,011	↑
Quarter ending September 2018	4,279	↑
Variance since September 2017	6.9%	↑



ACTIVITY



Month	Adjusted Scheduled Activity (UDA)	
	2018	2019
April	-188	570
May	777	1,494
June	1,262	2,071
July	2,396	3,104
August	3,517	4,113
September	4,470	4,590
October	5,012	
November	6,326	
December	7,052	
January	7,704	
February	8,396	
March	9,031	
April	9,505	
May	9,505	
June	9,505	

QUALITY

	Quantity	Base Number	Contract	AT	Region	England
% of FP17s for the same patient ID Re-attending within 3 months - Children	40	713	5.6%	10.6%	11.4%	11.6%
% of FP17s for the same patient ID Re-attending within 3 months - Adults	301	2,424	12.4%	14.0%	15.0%	15.5%
% of FP17s for the same patient ID Re-attending between 3 & 9 months - Children	347	713	48.7%	59.8%	59.9%	58.8%
% of FP17s for the same patient ID Re-attending between 3 & 9 months - Adults	1,035	2,424	42.7%	49.1%	52.0%	51.1%
% of FP17s for Band 1 Urgent Courses	281	2,885	9.7%	9.1%	8.0%	9.0%
% of FP17s Relating to Free Repair or Replacements	17	2,885	0.6%	0.7%	0.8%	0.8%
% of FP17s Relating to Continuations	21	2,885	0.7%	1.0%	0.9%	0.9%
% of Patients satisfied with the dentistry they have received	4	4	N/A	93.6%	93.5%	93.3%
% of Patients satisfied with the time they had to wait for an appointment	4	4	N/A	88.4%	89.1%	88.9%

* This is based on patients treated on this contract for their most recent course of treatment. Figures in italics indicate the base number of FP17s or Patient Questionnaire responses are less than 100. N/A is shown where the base number of responses is less than 10 during the period. % is calculated as Quantity/Base number*100

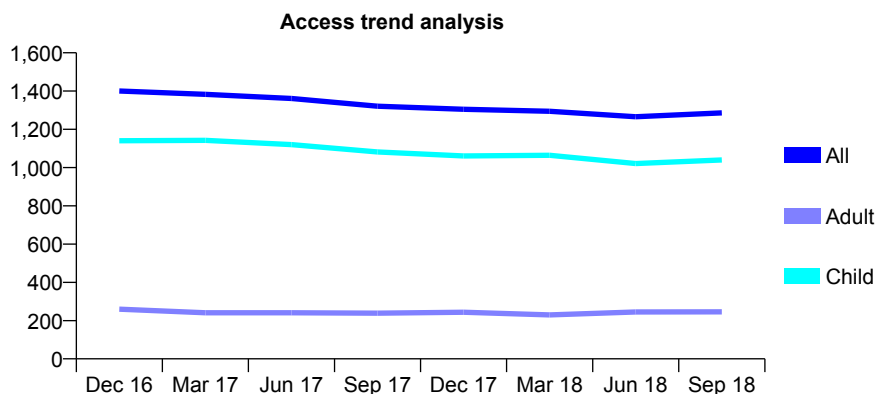
Q56 - Vital Signs At a Glance Contract Report for 195618/0001 - September 2018

Name or company name	Dr P Wilson and Dr G Singh
Contract type name	GDS Contract
Purpose of contract	General
Contract start date	01/06/2008
Contract end date	

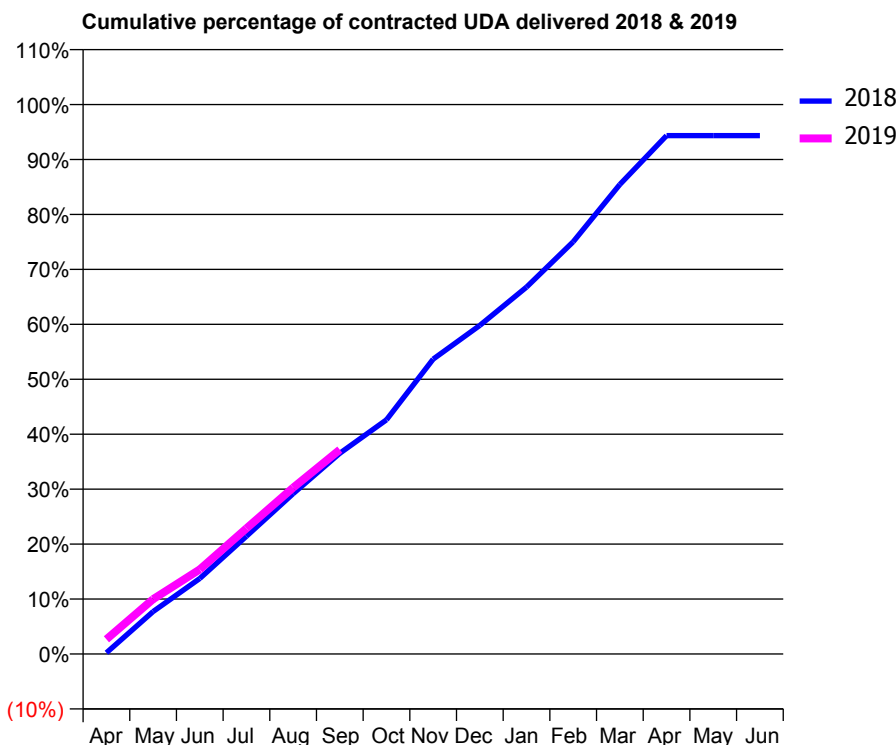
18/19 Contracted general activity (UDA)	3,217
Carry forward general activity (UDA)	0
18/19 Contracted orthodontic activity (UOA)	0
Carry forward orthodontic activity (UOA)	0
Baseline contract value	£91,663.04

ACCESS*

Patients seen in 24 months	Total	Change since previous quarter
Quarter ending September 2017	1,321	
Quarter ending December 2017	1,305	↓
Quarter ending March 2018	1,294	→
Quarter ending June 2018	1,266	↓
Quarter ending September 2018	1,286	→
Variance since September 2017	(2.6%)	↓



ACTIVITY



Adjusted Scheduled Activity (UDA)		
Month	2018	2019
April	7	86
May	249	321
June	442	495
July	689	736
August	939	974
September	1,176	1,196
October	1,371	
November	1,726	
December	1,924	
January	2,148	
February	2,414	
March	2,749	
April	3,035	
May	3,035	
June	3,035	

QUALITY

	Quantity	Base Number	Contract	AT	Region	England
% of FP17s for the same patient ID Re-attending within 3 months - Children	48	968	5.0%	10.6%	11.4%	11.6%
% of FP17s for the same patient ID Re-attending within 3 months - Adults	7	78	9.0%	14.0%	15.0%	15.5%
% of FP17s for the same patient ID Re-attending between 3 & 9 months - Children	699	968	72.2%	59.8%	59.9%	58.8%
% of FP17s for the same patient ID Re-attending between 3 & 9 months - Adults	60	78	76.9%	49.1%	52.0%	51.1%
% of FP17s for Band 1 Urgent Courses	15	922	1.6%	9.1%	8.0%	9.0%
% of FP17s Relating to Free Repair or Replacements	0	922	0.0%	0.7%	0.8%	0.8%
% of FP17s Relating to Continuations	0	922	0.0%	1.0%	0.9%	0.9%
% of Patients satisfied with the dentistry they have received	0	0	N/A	93.6%	93.5%	93.3%
% of Patients satisfied with the time they had to wait for an appointment	0	0	N/A	88.4%	89.1%	88.9%

* This is based on patients treated on this contract for their most recent course of treatment. Figures in italics indicate the base number of FP17s or Patient Questionnaire responses are less than 100. N/A is shown where the base number of responses is less than 10 during the period. % is calculated as Quantity/Base number*100

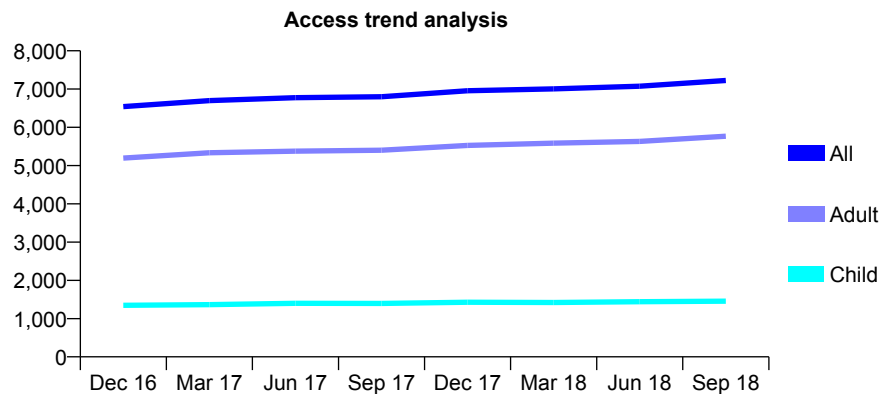
Q56 - Vital Signs At a Glance Contract Report for 197254/0001 - September 2018

Name or company name	Miss Susan Allen and Mr Terence Michael .
Contract type name	GDS Contract
Purpose of contract	General
Contract start date	01/03/2014
Contract end date	

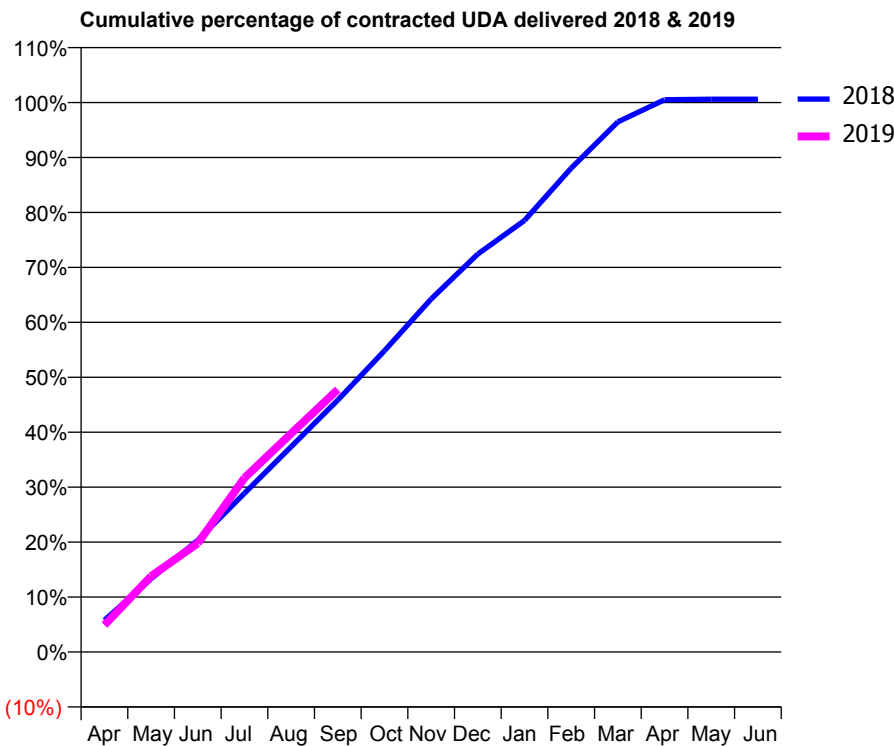
18/19 Contracted general activity (UDA)	20,007
Carry forward general activity (UDA)	0
18/19 Contracted orthodontic activity (UOA)	0
Carry forward orthodontic activity (UOA)	0
Baseline contract value	£533,460.54

ACCESS*

Patients seen in 24 months	Total	Change since previous quarter
Quarter ending September 2017	6,800	
Quarter ending December 2017	6,955	↑
Quarter ending March 2018	7,005	→
Quarter ending June 2018	7,073	→
Quarter ending September 2018	7,223	↑
Variance since September 2017	6.2%	↑



ACTIVITY



Month	Adjusted Scheduled Activity (UDA)	
	2018	2019
April	1,157	984
May	2,667	2,760
June	4,073	3,961
July	5,779	6,340
August	7,473	7,957
September	9,175	9,559
October	10,972	
November	12,855	
December	14,492	
January	15,713	
February	17,617	
March	19,299	
April	20,108	
May	20,124	
June	20,127	

QUALITY

	Quantity	Base Number	Contract	AT	Region	England
% of FP17s for the same patient ID Re-attending within 3 months - Children	86	1,118	7.7%	10.6%	11.4%	11.6%
% of FP17s for the same patient ID Re-attending within 3 months - Adults	621	4,112	15.1%	14.0%	15.0%	15.5%
% of FP17s for the same patient ID Re-attending between 3 & 9 months - Children	682	1,118	61.0%	59.8%	59.9%	58.8%
% of FP17s for the same patient ID Re-attending between 3 & 9 months - Adults	1,885	4,112	45.8%	49.1%	52.0%	51.1%
% of FP17s for Band 1 Urgent Courses	607	4,843	12.5%	9.1%	8.0%	9.0%
% of FP17s Relating to Free Repair or Replacements	49	4,843	1.0%	0.7%	0.8%	0.8%
% of FP17s Relating to Continuations	51	4,843	1.1%	1.0%	0.9%	0.9%
% of Patients satisfied with the dentistry they have received	3	5	N/A	93.6%	93.5%	93.3%
% of Patients satisfied with the time they had to wait for an appointment	3	5	N/A	88.4%	89.1%	88.9%

* This is based on patients treated on this contract for their most recent course of treatment. Figures in italics indicate the base number of FP17s or Patient Questionnaire responses are less than 100. N/A is shown where the base number of responses is less than 10 during the period. % is calculated as Quantity/Base number*100

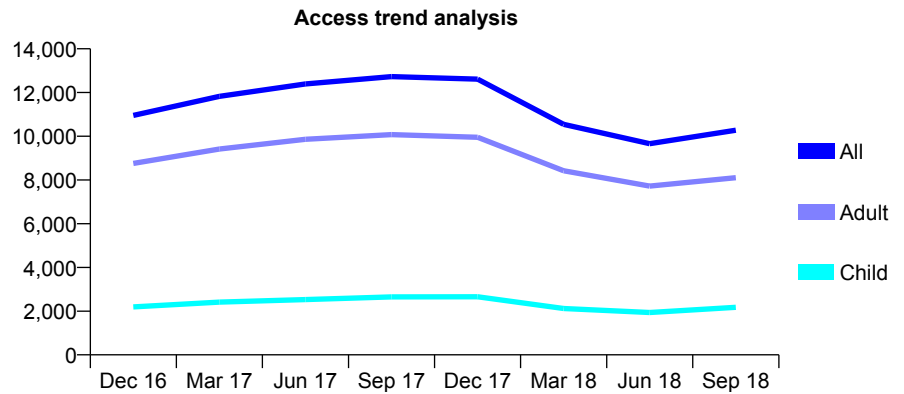
Q56 - Vital Signs At a Glance Contract Report for 199176/0001 - September 2018

Name or company name	Larry Levin & Jeff Sherer
Contract type name	GDS Contract
Purpose of contract	General
Contract start date	01/04/2013
Contract end date	

18/19 Contracted general activity (UDA)	51,387
Carry forward general activity (UDA)	0
18/19 Contracted orthodontic activity (UOA)	0
Carry forward orthodontic activity (UOA)	0
Baseline contract value	£1,077,715.05

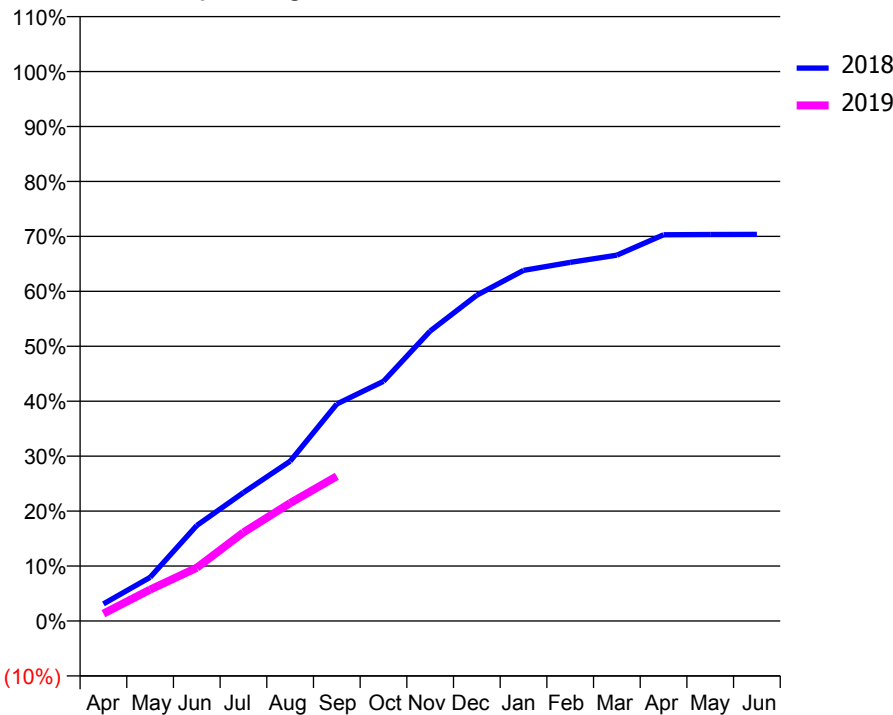
ACCESS*

Patients seen in 24 months	Total	Change since previous quarter
Quarter ending September 2017	12,729	
Quarter ending December 2017	12,614	→
Quarter ending March 2018	10,544	↓
Quarter ending June 2018	9,659	↓
Quarter ending September 2018	10,278	↑
Variance since September 2017	(19.3%)	↓



ACTIVITY

Cumulative percentage of contracted UDA delivered 2018 & 2019



Month	Adjusted Scheduled Activity (UDA)	
	2018	2019
April	1,606	698
May	4,085	2,936
June	8,940	4,976
July	12,013	8,292
August	14,944	11,024
September	20,296	13,542
October	22,410	
November	27,116	
December	30,475	
January	32,790	
February	33,537	
March	34,211	
April	36,114	
May	36,150	
June	36,153	

QUALITY

	Quantity	Base Number	Contract	AT	Region	England
% of FP17s for the same patient ID Re-attending within 3 months - Children	151	1,485	10.2%	10.6%	11.4%	11.6%
% of FP17s for the same patient ID Re-attending within 3 months - Adults	1,050	5,979	17.6%	14.0%	15.0%	15.5%
% of FP17s for the same patient ID Re-attending between 3 & 9 months - Children	517	1,485	34.8%	59.8%	59.9%	58.8%
% of FP17s for the same patient ID Re-attending between 3 & 9 months - Adults	2,305	5,979	38.6%	49.1%	52.0%	51.1%
% of FP17s for Band 1 Urgent Courses	1,416	6,561	21.6%	9.1%	8.0%	9.0%
% of FP17s Relating to Free Repair or Replacements	67	6,561	1.0%	0.7%	0.8%	0.8%
% of FP17s Relating to Continuations	185	6,561	2.8%	1.0%	0.9%	0.9%
% of Patients satisfied with the dentistry they have received	17	18	94.4%	93.6%	93.5%	93.3%
% of Patients satisfied with the time they had to wait for an appointment	17	18	94.4%	88.4%	89.1%	88.9%

* This is based on patients treated on this contract for their most recent course of treatment. Figures in italics indicate the base number of FP17s or Patient Questionnaire responses are less than 100. N/A is shown where the base number of responses is less than 10 during the period. % is calculated as Quantity/Base number*100

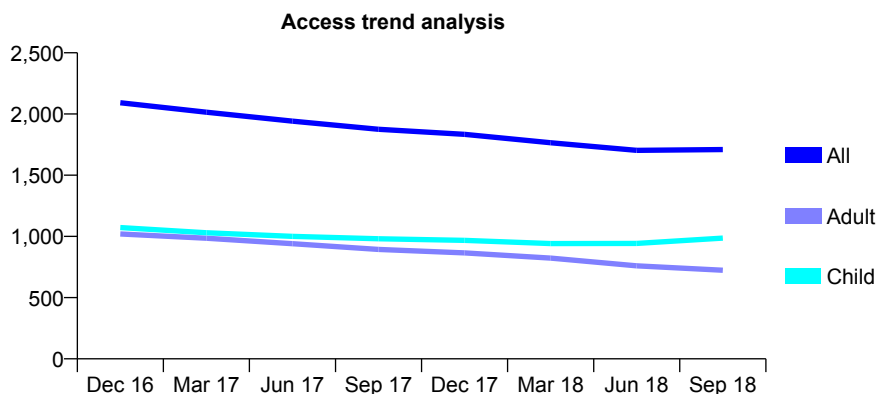
Q56 - Vital Signs At a Glance Contract Report for 199524/0001 - September 2018

Name or company name	Best, Hardy & Abeln
Contract type name	GDS Contract
Purpose of contract	General
Contract start date	01/04/2009
Contract end date	

18/19 Contracted general activity (UDA)	5,800
Carry forward general activity (UDA)	0
18/19 Contracted orthodontic activity (UOA)	0
Carry forward orthodontic activity (UOA)	0
Baseline contract value	£116,149.18

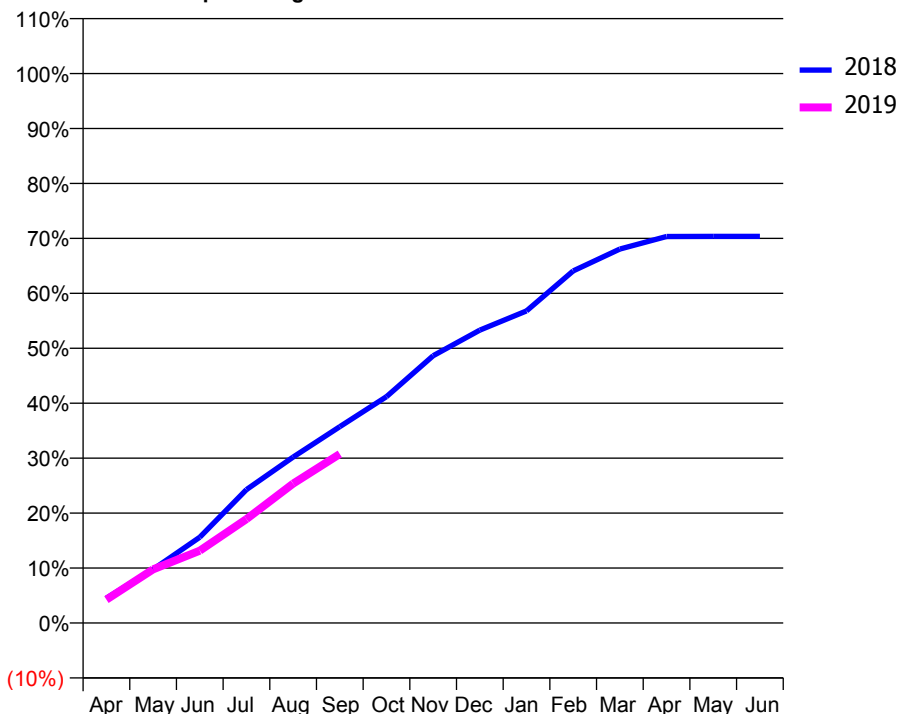
ACCESS*

Patients seen in 24 months	Total	Change since previous quarter
Quarter ending September 2017	1,875	
Quarter ending December 2017	1,834	↓
Quarter ending March 2018	1,765	↓
Quarter ending June 2018	1,703	↓
Quarter ending September 2018	1,710	→
Variance since September 2017	(8.8%)	↓



ACTIVITY

Cumulative percentage of contracted UDA delivered 2018 & 2019



Adjusted Scheduled Activity (UDA)

Month	2018	2019
April	262	247
May	567	566
June	905	764
July	1,408	1,097
August	1,751	1,472
September	2,072	1,784
October	2,389	
November	2,821	
December	3,091	
January	3,295	
February	3,716	
March	3,947	
April	4,079	
May	4,080	
June	4,080	

QUALITY

	Quantity	Base Number	Contract	AT	Region	England
% of FP17s for the same patient ID Re-attending within 3 months - Children	90	780	11.5%	10.6%	11.4%	11.6%
% of FP17s for the same patient ID Re-attending within 3 months - Adults	69	389	17.7%	14.0%	15.0%	15.5%
% of FP17s for the same patient ID Re-attending between 3 & 9 months - Children	434	780	55.6%	59.8%	59.9%	58.8%
% of FP17s for the same patient ID Re-attending between 3 & 9 months - Adults	208	389	53.5%	49.1%	52.0%	51.1%
% of FP17s for Band 1 Urgent Courses	93	1,085	8.6%	9.1%	8.0%	9.0%
% of FP17s Relating to Free Repair or Replacements	0	1,085	0.0%	0.7%	0.8%	0.8%
% of FP17s Relating to Continuations	0	1,085	0.0%	1.0%	0.9%	0.9%
% of Patients satisfied with the dentistry they have received	1	1	N/A	93.6%	93.5%	93.3%
% of Patients satisfied with the time they had to wait for an appointment	1	1	N/A	88.4%	89.1%	88.9%

* This is based on patients treated on this contract for their most recent course of treatment. Figures in italics indicate the base number of FP17s or Patient Questionnaire responses are less than 100. N/A is shown where the base number of responses is less than 10 during the period. % is calculated as Quantity/Base number*100

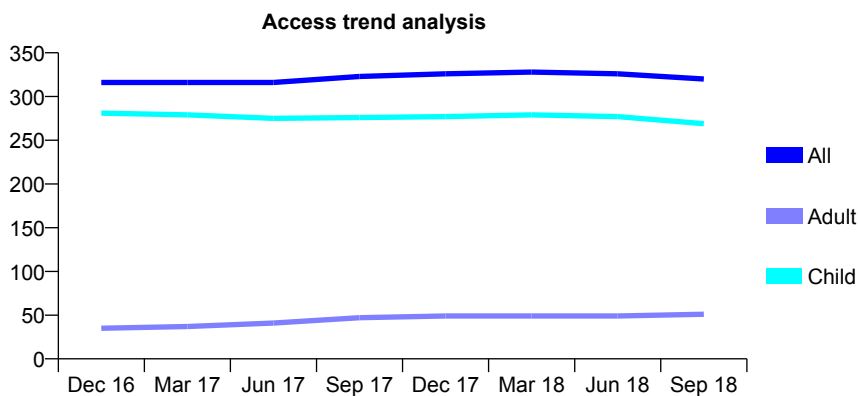
Q56 - Vital Signs At a Glance Contract Report for 204595/0002 - September 2018

Name or company name	MR MA OATES
Contract type name	GDS Contract
Purpose of contract	General
Contract start date	03/07/2011
Contract end date	

18/19 Contracted general activity (UDA)	487
Carry forward general activity (UDA)	0
18/19 Contracted orthodontic activity (UOA)	0
Carry forward orthodontic activity (UOA)	0
Baseline contract value	£10,350.35

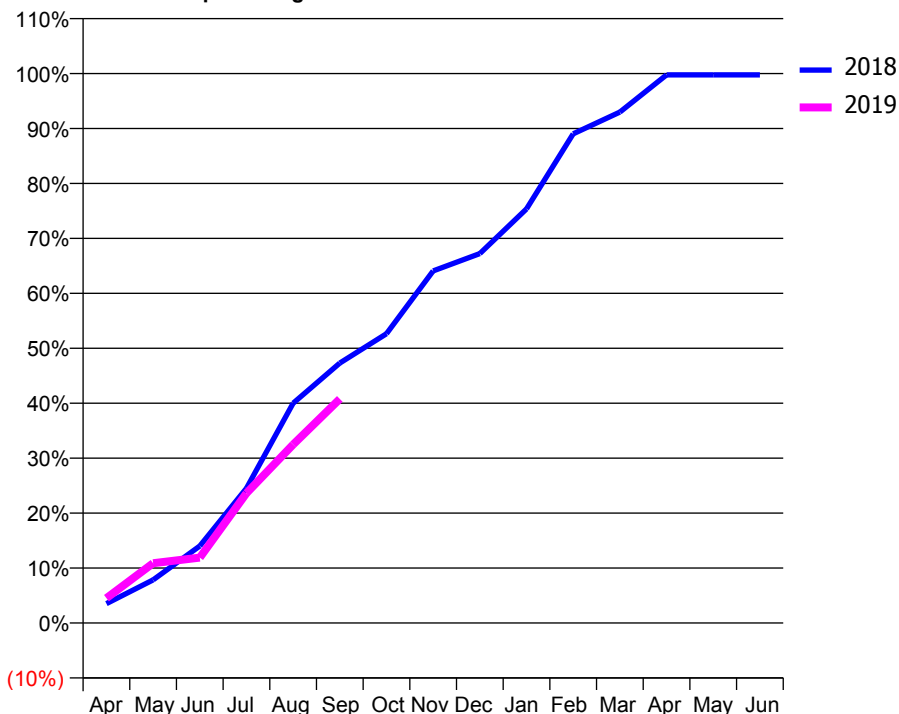
ACCESS*

Patients seen in 24 months	Total	Change since previous quarter
Quarter ending September 2017	323	
Quarter ending December 2017	326	→
Quarter ending March 2018	328	→
Quarter ending June 2018	326	→
Quarter ending September 2018	320	↓
Variance since September 2017	(0.9%)	→



ACTIVITY

Cumulative percentage of contracted UDA delivered 2018 & 2019



Adjusted Scheduled Activity (UDA)

Month	2018	2019
April	17	22
May	38	53
June	68	58
July	119	115
August	195	158
September	230	199
October	256	
November	312	
December	327	
January	367	
February	434	
March	453	
April	486	
May	486	
June	486	

QUALITY

	Quantity	Base Number	Contract	AT	Region	England
% of FP17s for the same patient ID Re-attending within 3 months - Children	3	197	1.5%	10.6%	11.4%	11.6%
% of FP17s for the same patient ID Re-attending within 3 months - Adults	1	9	<i>11.1%</i>	14.0%	15.0%	15.5%
% of FP17s for the same patient ID Re-attending between 3 & 9 months - Children	124	197	62.9%	59.8%	59.9%	58.8%
% of FP17s for the same patient ID Re-attending between 3 & 9 months - Adults	1	9	<i>11.1%</i>	49.1%	52.0%	51.1%
% of FP17s for Band 1 Urgent Courses	3	180	1.7%	9.1%	8.0%	9.0%
% of FP17s Relating to Free Repair or Replacements	0	180	0.0%	0.7%	0.8%	0.8%
% of FP17s Relating to Continuations	0	180	0.0%	1.0%	0.9%	0.9%
% of Patients satisfied with the dentistry they have received	0	0	N/A	93.6%	93.5%	93.3%
% of Patients satisfied with the time they had to wait for an appointment	0	0	N/A	88.4%	89.1%	88.9%

* This is based on patients treated on this contract for their most recent course of treatment. Figures in italics indicate the base number of FP17s or Patient Questionnaire responses are less than 100. N/A is shown where the base number of responses is less than 10 during the period. % is calculated as Quantity/Base number*100

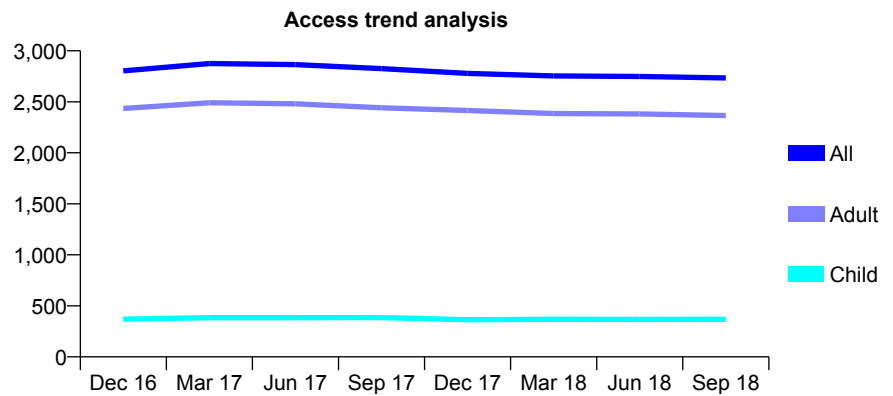
Q56 - Vital Signs At a Glance Contract Report for 205400/0001 - September 2018

Name or company name	MR IS SMITH
Contract type name	GDS Contract
Purpose of contract	General
Contract start date	01/04/2006
Contract end date	

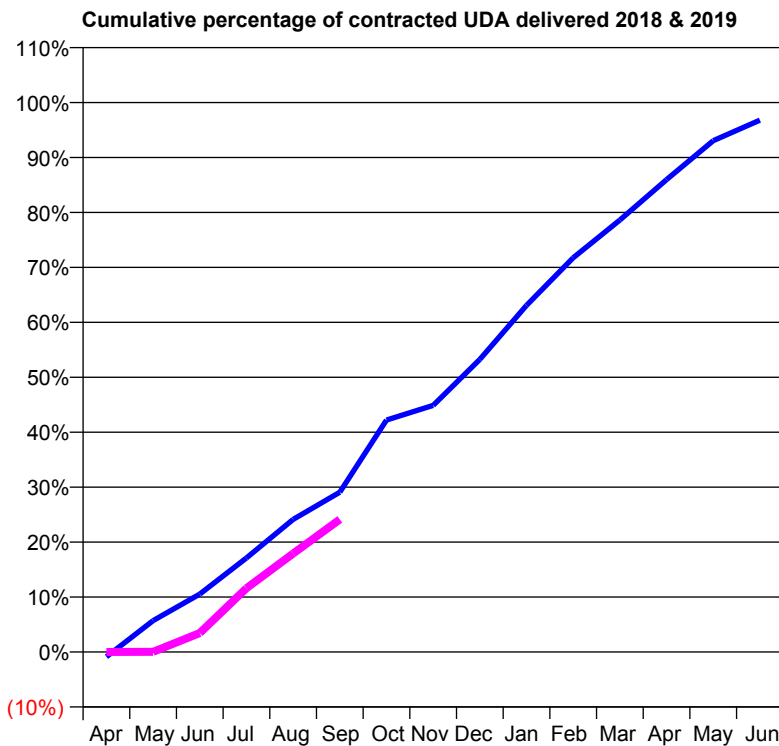
18/19 Contracted general activity (UDA)	11,455
Carry forward general activity (UDA)	0
18/19 Contracted orthodontic activity (UOA)	0
Carry forward orthodontic activity (UOA)	0
Baseline contract value	£254,499.78

ACCESS*

Patients seen in 24 months	Total	Change since previous quarter
Quarter ending September 2017	2,826	
Quarter ending December 2017	2,779	↓
Quarter ending March 2018	2,753	→
Quarter ending June 2018	2,748	→
Quarter ending September 2018	2,734	→
Variance since September 2017	(3.3%)	↓



ACTIVITY



Month	Adjusted Scheduled Activity (UDA)	
	2018	2019
April	-101	0
May	653	3
June	1,209	396
July	1,961	1,329
August	2,765	2,054
September	3,331	2,766
October	4,835	
November	5,141	
December	6,100	
January	7,226	
February	8,218	
March	9,004	
April	9,847	
May	10,658	
June	11,087	

QUALITY

	Quantity	Base Number	Contract	AT	Region	England
% of FP17s for the same patient ID Re-attending within 3 months - Children	32	265	12.1%	10.6%	11.4%	11.6%
% of FP17s for the same patient ID Re-attending within 3 months - Adults	368	1,822	20.2%	14.0%	15.0%	15.5%
% of FP17s for the same patient ID Re-attending between 3 & 9 months - Children	166	265	62.6%	59.8%	59.9%	58.8%
% of FP17s for the same patient ID Re-attending between 3 & 9 months - Adults	1,160	1,822	63.7%	49.1%	52.0%	51.1%
% of FP17s for Band 1 Urgent Courses	42	1,215	3.5%	9.1%	8.0%	9.0%
% of FP17s Relating to Free Repair or Replacements	1	1,215	0.1%	0.7%	0.8%	0.8%
% of FP17s Relating to Continuations	2	1,215	0.2%	1.0%	0.9%	0.9%
% of Patients satisfied with the dentistry they have received	8	8	N/A	93.6%	93.5%	93.3%
% of Patients satisfied with the time they had to wait for an appointment	7	8	N/A	88.4%	89.1%	88.9%

* This is based on patients treated on this contract for their most recent course of treatment. Figures in italics indicate the base number of FP17s or Patient Questionnaire responses are less than 100. N/A is shown where the base number of responses is less than 10 during the period. % is calculated as Quantity/Base number*100

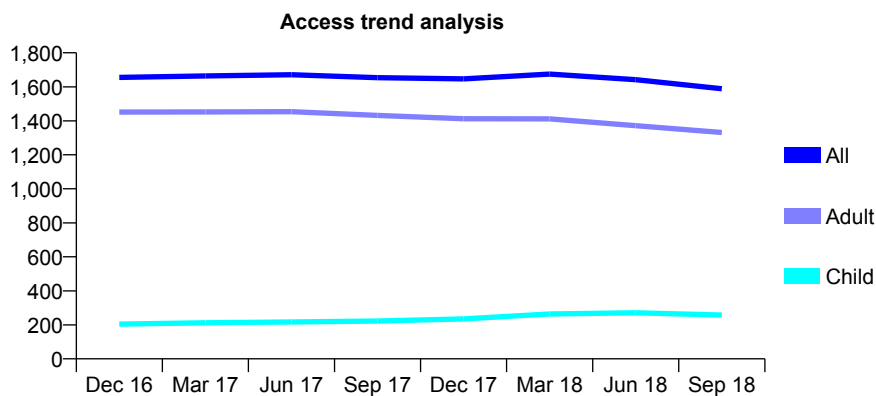
Q56 - Vital Signs At a Glance Contract Report for 209325/0001 - September 2018

Name or company name	Shiamiela Hussain
Contract type name	GDS Contract
Purpose of contract	General and Orthodontic
Contract start date	01/04/2006
Contract end date	

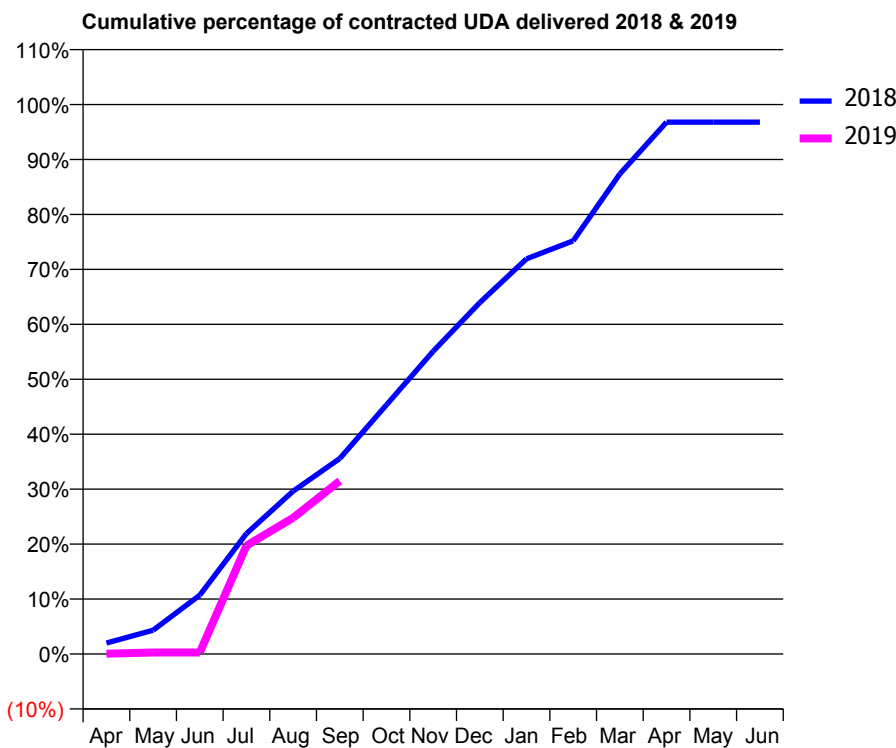
18/19 Contracted general activity (UDA)	4,640
Carry forward general activity (UDA)	0
18/19 Contracted orthodontic activity (UOA)	420
Carry forward orthodontic activity (UOA)	0
Baseline contract value	£174,092.31

ACCESS*

Patients seen in 24 months	Total	Change since previous quarter
Quarter ending September 2017	1,654	
Quarter ending December 2017	1,647	→
Quarter ending March 2018	1,675	→
Quarter ending June 2018	1,642	↓
Quarter ending September 2018	1,589	↓
Variance since September 2017	(3.9%)	↓



ACTIVITY



Adjusted Scheduled Activity (UDA)		
Month	2018	2019
April	93	3
May	201	13
June	497	13
July	1,017	915
August	1,375	1,150
September	1,651	1,463
October	2,104	
November	2,556	
December	2,967	
January	3,337	
February	3,489	
March	4,054	
April	4,491	
May	4,491	
June	4,491	

QUALITY

	Quantity	Base Number	Contract	AT	Region	England
% of FP17s for the same patient ID Re-attending within 3 months - Children	16	180	8.9%	10.6%	11.4%	11.6%
% of FP17s for the same patient ID Re-attending within 3 months - Adults	113	715	15.8%	14.0%	15.0%	15.5%
% of FP17s for the same patient ID Re-attending between 3 & 9 months - Children	98	180	54.4%	59.8%	59.9%	58.8%
% of FP17s for the same patient ID Re-attending between 3 & 9 months - Adults	348	715	48.7%	49.1%	52.0%	51.1%
% of FP17s for Band 1 Urgent Courses	63	693	9.1%	9.1%	8.0%	9.0%
% of FP17s Relating to Free Repair or Replacements	10	693	1.4%	0.7%	0.8%	0.8%
% of FP17s Relating to Continuations	1	693	0.1%	1.0%	0.9%	0.9%
% of Patients satisfied with the dentistry they have received	1	1	N/A	93.6%	93.5%	93.3%
% of Patients satisfied with the time they had to wait for an appointment	1	1	N/A	88.4%	89.1%	88.9%

* This is based on patients treated on this contract for their most recent course of treatment. Figures in italics indicate the base number of FP17s or Patient Questionnaire responses are less than 100. N/A is shown where the base number of responses is less than 10 during the period. % is calculated as Quantity/Base number*100

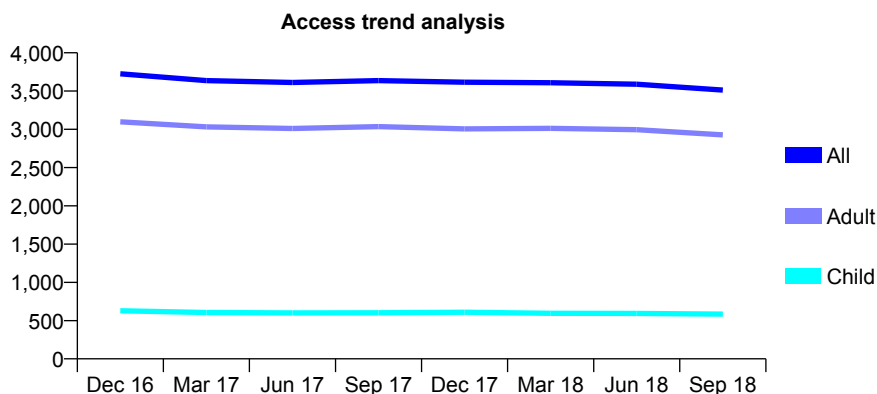
Q56 - Vital Signs At a Glance Contract Report for 213128/0003 - September 2018

Name or company name	MR RA BURKETT
Contract type name	GDS Contract
Purpose of contract	General
Contract start date	28/03/2013
Contract end date	

18/19 Contracted general activity (UDA)	7,548
Carry forward general activity (UDA)	0
18/19 Contracted orthodontic activity (UOA)	0
Carry forward orthodontic activity (UOA)	0
Baseline contract value	£167,299.87

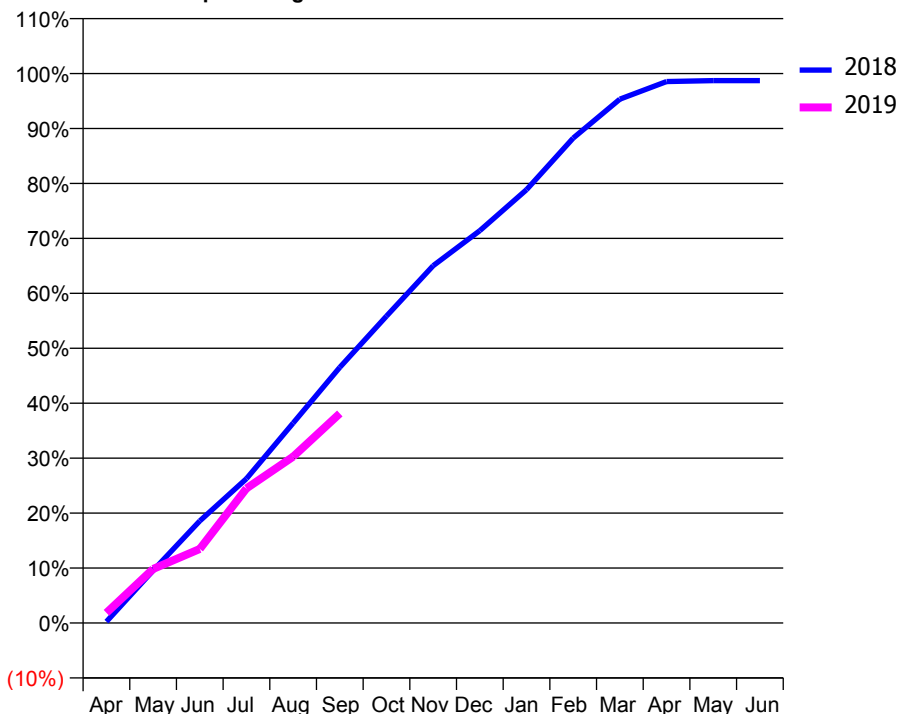
ACCESS*

Patients seen in 24 months	Total	Change since previous quarter
Quarter ending September 2017	3,637	
Quarter ending December 2017	3,615	→
Quarter ending March 2018	3,608	→
Quarter ending June 2018	3,589	→
Quarter ending September 2018	3,512	↓
Variance since September 2017	(3.4%)	↓



ACTIVITY

Cumulative percentage of contracted UDA delivered 2018 & 2019



Adjusted Scheduled Activity (UDA)

Month	2018	2019
April	19	139
May	721	743
June	1,402	1,018
July	1,982	1,849
August	2,747	2,284
September	3,513	2,878
October	4,215	
November	4,908	
December	5,389	
January	5,952	
February	6,660	
March	7,195	
April	7,438	
May	7,451	
June	7,451	

QUALITY

	Quantity	Base Number	Contract	AT	Region	England
% of FP17s for the same patient ID Re-attending within 3 months - Children	12	252	4.8%	10.6%	11.4%	11.6%
% of FP17s for the same patient ID Re-attending within 3 months - Adults	95	1,161	8.2%	14.0%	15.0%	15.5%
% of FP17s for the same patient ID Re-attending between 3 & 9 months - Children	37	252	14.7%	59.8%	59.9%	58.8%
% of FP17s for the same patient ID Re-attending between 3 & 9 months - Adults	340	1,161	29.3%	49.1%	52.0%	51.1%
% of FP17s for Band 1 Urgent Courses	148	1,314	11.3%	9.1%	8.0%	9.0%
% of FP17s Relating to Free Repair or Replacements	0	1,314	0.0%	0.7%	0.8%	0.8%
% of FP17s Relating to Continuations	0	1,314	0.0%	1.0%	0.9%	0.9%
% of Patients satisfied with the dentistry they have received	0	0	N/A	93.6%	93.5%	93.3%
% of Patients satisfied with the time they had to wait for an appointment	0	0	N/A	88.4%	89.1%	88.9%

* This is based on patients treated on this contract for their most recent course of treatment. Figures in italics indicate the base number of FP17s or Patient Questionnaire responses are less than 100. N/A is shown where the base number of responses is less than 10 during the period. % is calculated as Quantity/Base number*100

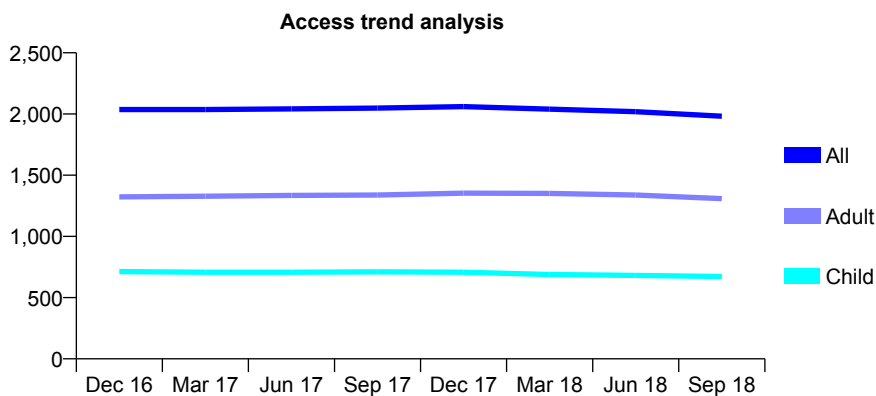
Q56 - Vital Signs At a Glance Contract Report for 214086/0001 - September 2018

Name or company name	The Little House Dental Surgery
Contract type name	GDS Contract
Purpose of contract	General
Contract start date	01/04/2006
Contract end date	

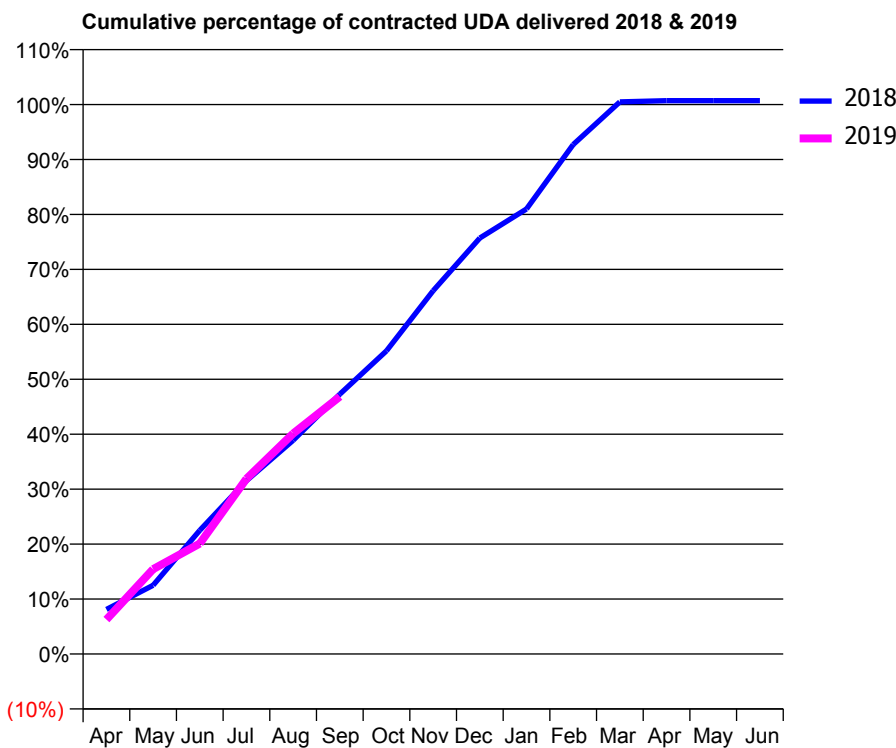
18/19 Contracted general activity (UDA)	4,690
Carry forward general activity (UDA)	0
18/19 Contracted orthodontic activity (UOA)	0
Carry forward orthodontic activity (UOA)	0
Baseline contract value	£106,800.94

ACCESS*

Patients seen in 24 months	Total	Change since previous quarter
Quarter ending September 2017	2,049	
Quarter ending December 2017	2,061	→
Quarter ending March 2018	2,040	↓
Quarter ending June 2018	2,019	↓
Quarter ending September 2018	1,982	↓
Variance since September 2017	(3.3%)	↓



ACTIVITY



Adjusted Scheduled Activity (UDA)		
Month	2018	2019
April	381	294
May	586	724
June	1,055	943
July	1,479	1,496
August	1,823	1,882
September	2,217	2,197
October	2,588	
November	3,101	
December	3,551	
January	3,798	
February	4,348	
March	4,712	
April	4,722	
May	4,722	
June	4,722	

QUALITY

	Quantity	Base Number	Contract	AT	Region	England
% of FP17s for the same patient ID Re-attending within 3 months - Children	22	522	4.2%	10.6%	11.4%	11.6%
% of FP17s for the same patient ID Re-attending within 3 months - Adults	110	878	12.5%	14.0%	15.0%	15.5%
% of FP17s for the same patient ID Re-attending between 3 & 9 months - Children	375	522	71.8%	59.8%	59.9%	58.8%
% of FP17s for the same patient ID Re-attending between 3 & 9 months - Adults	537	878	61.2%	49.1%	52.0%	51.1%
% of FP17s for Band 1 Urgent Courses	104	1,392	7.5%	9.1%	8.0%	9.0%
% of FP17s Relating to Free Repair or Replacements	4	1,392	0.3%	0.7%	0.8%	0.8%
% of FP17s Relating to Continuations	9	1,392	0.6%	1.0%	0.9%	0.9%
% of Patients satisfied with the dentistry they have received	6	6	N/A	93.6%	93.5%	93.3%
% of Patients satisfied with the time they had to wait for an appointment	5	6	N/A	88.4%	89.1%	88.9%

* This is based on patients treated on this contract for their most recent course of treatment. Figures in italics indicate the base number of FP17s or Patient Questionnaire responses are less than 100. N/A is shown where the base number of responses is less than 10 during the period. % is calculated as Quantity/Base number*100

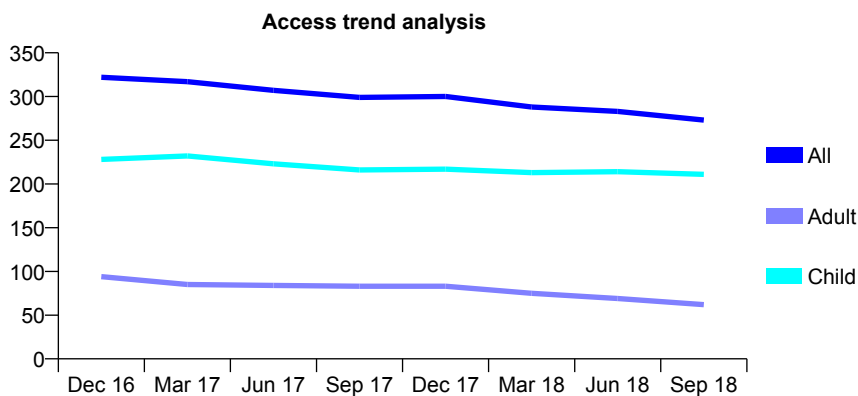
Q56 - Vital Signs At a Glance Contract Report for 215813/0001 - September 2018

Name or company name	MR CJ WHITER
Contract type name	GDS Contract
Purpose of contract	General
Contract start date	01/04/2006
Contract end date	

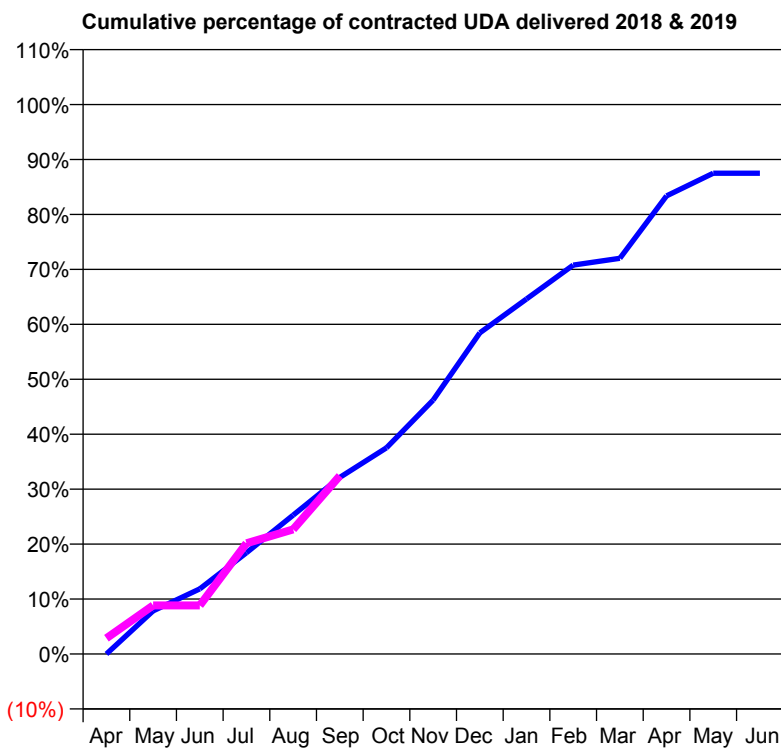
18/19 Contracted general activity (UDA)	486
Carry forward general activity (UDA)	0
18/19 Contracted orthodontic activity (UOA)	0
Carry forward orthodontic activity (UOA)	0
Baseline contract value	£10,157.77

ACCESS*

Patients seen in 24 months	Total	Change since previous quarter
Quarter ending September 2017	299	
Quarter ending December 2017	300	→
Quarter ending March 2018	288	↓
Quarter ending June 2018	283	↓
Quarter ending September 2018	273	↓
Variance since September 2017	(8.7%)	↓



ACTIVITY



Month	Adjusted Scheduled Activity (UDA)	
	2018	2019
April	0	14
May	38	43
June	58	43
July	90	98
August	123	110
September	156	158
October	182	
November	225	
December	284	
January	314	
February	344	
March	350	
April	405	
May	425	
June	425	

QUALITY

	Quantity	Base Number	Contract	AT	Region	England
% of FP17s for the same patient ID Re-attending within 3 months - Children	6	196	3.1%	10.6%	11.4%	11.6%
% of FP17s for the same patient ID Re-attending within 3 months - Adults	1	14	7.1%	14.0%	15.0%	15.5%
% of FP17s for the same patient ID Re-attending between 3 & 9 months - Children	137	196	69.9%	59.8%	59.9%	58.8%
% of FP17s for the same patient ID Re-attending between 3 & 9 months - Adults	9	14	64.3%	49.1%	52.0%	51.1%
% of FP17s for Band 1 Urgent Courses	3	148	2.0%	9.1%	8.0%	9.0%
% of FP17s Relating to Free Repair or Replacements	0	148	0.0%	0.7%	0.8%	0.8%
% of FP17s Relating to Continuations	0	148	0.0%	1.0%	0.9%	0.9%
% of Patients satisfied with the dentistry they have received	0	0	N/A	93.6%	93.5%	93.3%
% of Patients satisfied with the time they had to wait for an appointment	0	0	N/A	88.4%	89.1%	88.9%

* This is based on patients treated on this contract for their most recent course of treatment. Figures in italics indicate the base number of FP17s or Patient Questionnaire responses are less than 100. N/A is shown where the base number of responses is less than 10 during the period. % is calculated as Quantity/Base number*100

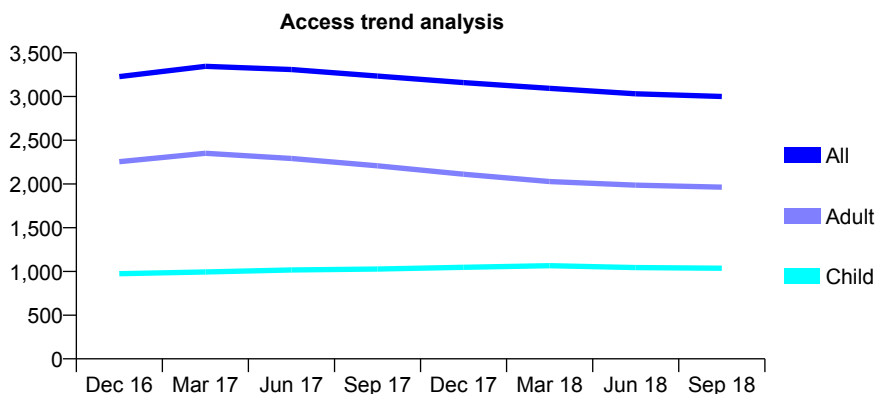
Q56 - Vital Signs At a Glance Contract Report for 215988/0001 - September 2018

Name or company name	MR PG SANDERS
Contract type name	GDS Contract
Purpose of contract	General
Contract start date	01/04/2006
Contract end date	

18/19 Contracted general activity (UDA)	6,951
Carry forward general activity (UDA)	0
18/19 Contracted orthodontic activity (UOA)	0
Carry forward orthodontic activity (UOA)	0
Baseline contract value	£189,901.33

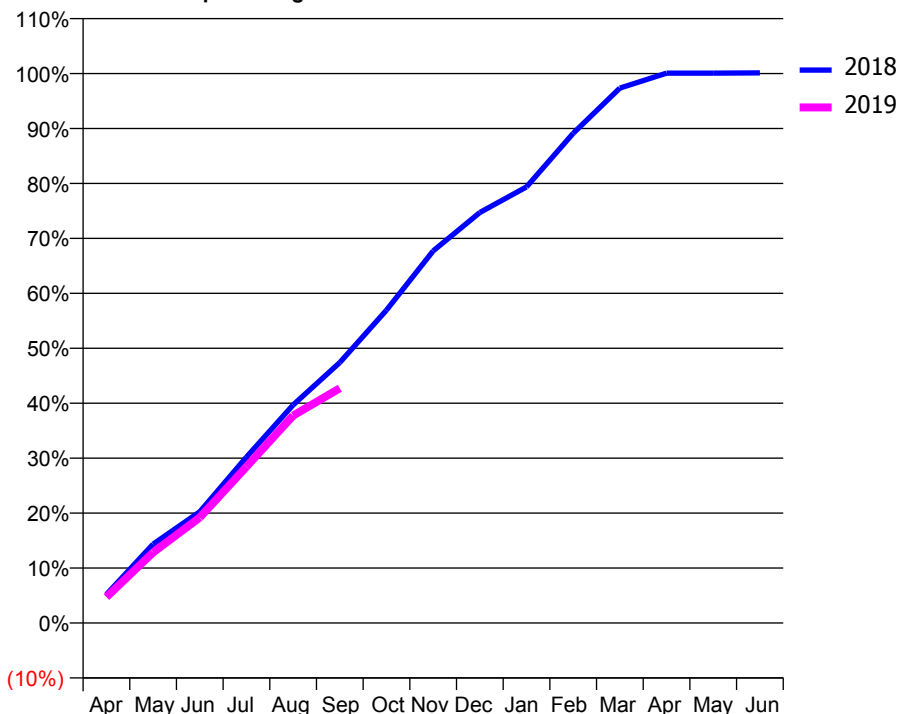
ACCESS*

Patients seen in 24 months	Total	Change since previous quarter
Quarter ending September 2017	3,234	
Quarter ending December 2017	3,159	↓
Quarter ending March 2018	3,093	↓
Quarter ending June 2018	3,031	↓
Quarter ending September 2018	3,000	↓
Variance since September 2017	(7.2%)	↓



ACTIVITY

Cumulative percentage of contracted UDA delivered 2018 & 2019



Adjusted Scheduled Activity (UDA)		
Month	2018	2019
April	361	328
May	998	894
June	1,408	1,335
July	2,098	1,977
August	2,759	2,623
September	3,294	2,969
October	3,959	
November	4,707	
December	5,193	
January	5,517	
February	6,195	
March	6,766	
April	6,955	
May	6,955	
June	6,959	

QUALITY

	Quantity	Base Number	Contract	AT	Region	England
% of FP17s for the same patient ID Re-attending within 3 months - Children	116	933	12.4%	10.6%	11.4%	11.6%
% of FP17s for the same patient ID Re-attending within 3 months - Adults	229	1,650	13.9%	14.0%	15.0%	15.5%
% of FP17s for the same patient ID Re-attending between 3 & 9 months - Children	631	933	67.6%	59.8%	59.9%	58.8%
% of FP17s for the same patient ID Re-attending between 3 & 9 months - Adults	1,111	1,650	67.3%	49.1%	52.0%	51.1%
% of FP17s for Band 1 Urgent Courses	140	2,035	6.9%	9.1%	8.0%	9.0%
% of FP17s Relating to Free Repair or Replacements	8	2,035	0.4%	0.7%	0.8%	0.8%
% of FP17s Relating to Continuations	17	2,035	0.8%	1.0%	0.9%	0.9%
% of Patients satisfied with the dentistry they have received	0	0	N/A	93.6%	93.5%	93.3%
% of Patients satisfied with the time they had to wait for an appointment	0	0	N/A	88.4%	89.1%	88.9%

* This is based on patients treated on this contract for their most recent course of treatment. Figures in italics indicate the base number of FP17s or Patient Questionnaire responses are less than 100. N/A is shown where the base number of responses is less than 10 during the period. % is calculated as Quantity/Base number*100

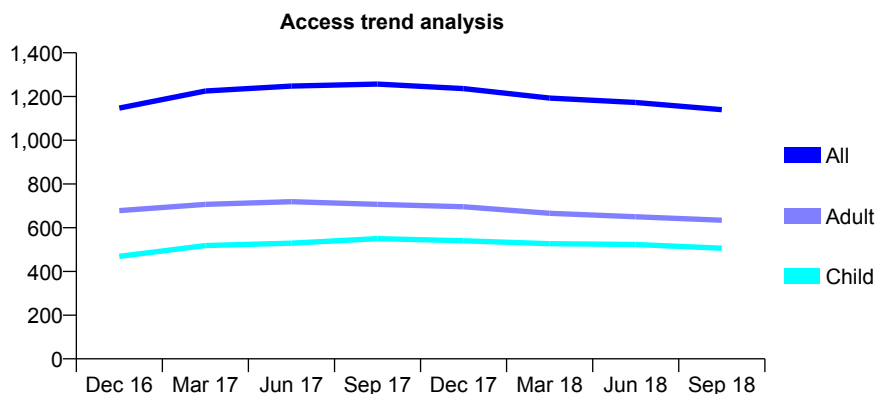
Q56 - Vital Signs At a Glance Contract Report for 220469/0001 - September 2018

Name or company name	Riverside Dental Surgery
Contract type name	GDS Contract
Purpose of contract	General and Orthodontic
Contract start date	01/04/2006
Contract end date	

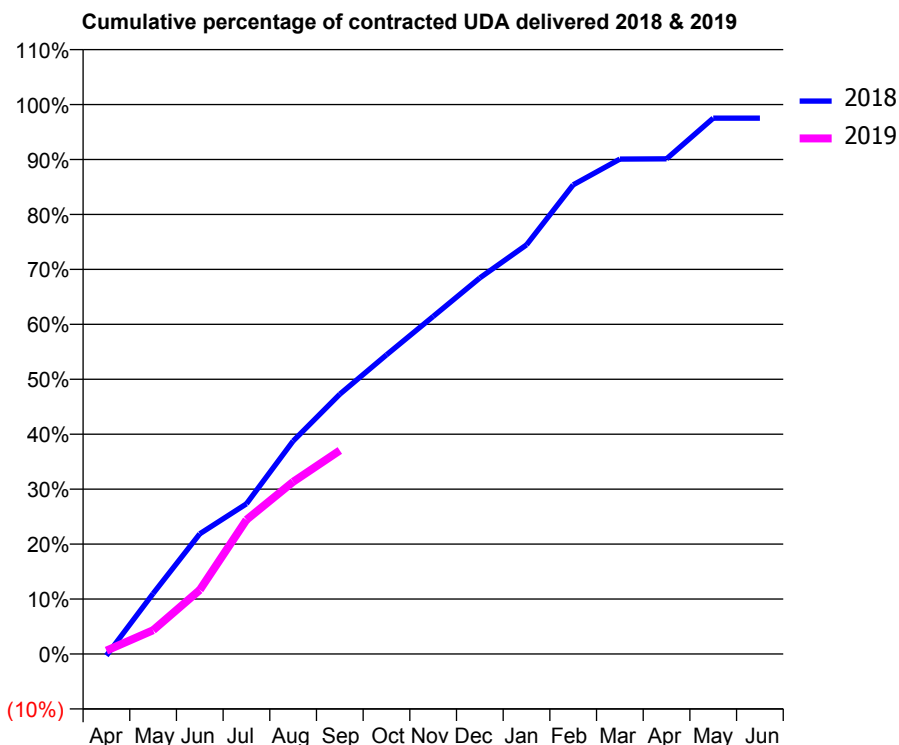
18/19 Contracted general activity (UDA)	2,583
Carry forward general activity (UDA)	0
18/19 Contracted orthodontic activity (UOA)	129
Carry forward orthodontic activity (UOA)	0
Baseline contract value	£66,283.71

ACCESS*

Patients seen in 24 months	Total	Change since previous quarter
Quarter ending September 2017	1,257	
Quarter ending December 2017	1,236	↓
Quarter ending March 2018	1,193	↓
Quarter ending June 2018	1,173	↓
Quarter ending September 2018	1,140	↓
Variance since September 2017	(9.3%)	↓



ACTIVITY



Adjusted Scheduled Activity (UDA)		
Month	2018	2019
April	-8	16
May	284	112
June	565	301
July	706	631
August	1,002	810
September	1,222	957
October	1,406	
November	1,587	
December	1,768	
January	1,923	
February	2,206	
March	2,327	
April	2,328	
May	2,519	
June	2,519	

QUALITY

	Quantity	Base Number	Contract	AT	Region	England
% of FP17s for the same patient ID Re-attending within 3 months - Children	16	328	4.9%	10.6%	11.4%	11.6%
% of FP17s for the same patient ID Re-attending within 3 months - Adults	50	380	13.2%	14.0%	15.0%	15.5%
% of FP17s for the same patient ID Re-attending between 3 & 9 months - Children	211	328	64.3%	59.8%	59.9%	58.8%
% of FP17s for the same patient ID Re-attending between 3 & 9 months - Adults	227	380	59.7%	49.1%	52.0%	51.1%
% of FP17s for Band 1 Urgent Courses	4	592	0.7%	9.1%	8.0%	9.0%
% of FP17s Relating to Free Repair or Replacements	8	592	1.4%	0.7%	0.8%	0.8%
% of FP17s Relating to Continuations	5	592	0.8%	1.0%	0.9%	0.9%
% of Patients satisfied with the dentistry they have received	0	0	N/A	93.6%	93.5%	93.3%
% of Patients satisfied with the time they had to wait for an appointment	0	0	N/A	88.4%	89.1%	88.9%

* This is based on patients treated on this contract for their most recent course of treatment. Figures in italics indicate the base number of FP17s or Patient Questionnaire responses are less than 100. N/A is shown where the base number of responses is less than 10 during the period. % is calculated as Quantity/Base number*100

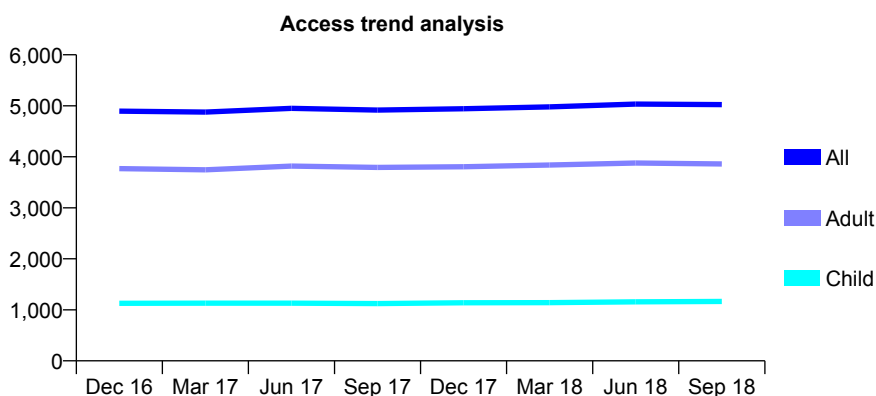
Q56 - Vital Signs At a Glance Contract Report for 22224/0001 - September 2018

Name or company name	MR DA STOTT
Contract type name	GDS Contract
Purpose of contract	General and Orthodontic
Contract start date	01/04/2006
Contract end date	

18/19 Contracted general activity (UDA)	12,808
Carry forward general activity (UDA)	0
18/19 Contracted orthodontic activity (UOA)	602
Carry forward orthodontic activity (UOA)	0
Baseline contract value	£343,510.45

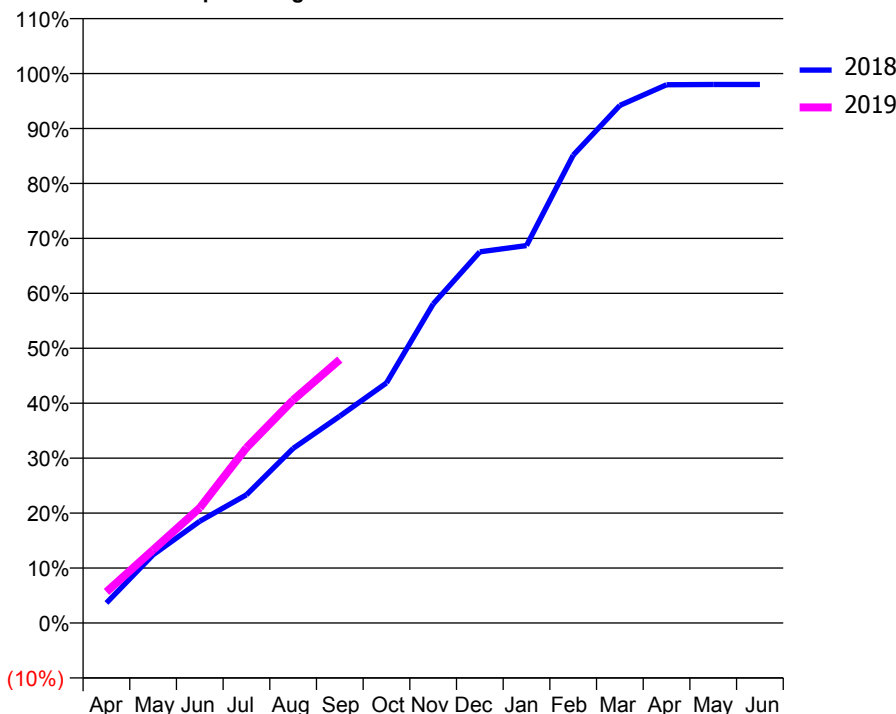
ACCESS*

Patients seen in 24 months	Total	Change since previous quarter
Quarter ending September 2017	4,916	
Quarter ending December 2017	4,943	→
Quarter ending March 2018	4,979	→
Quarter ending June 2018	5,035	→
Quarter ending September 2018	5,024	→
Variance since September 2017	2.2%	↑



ACTIVITY

Cumulative percentage of contracted UDA delivered 2018 & 2019



Month	Adjusted Scheduled Activity (UDA)	
	2018	2019
April	469	725
May	1,591	1,704
June	2,372	2,684
July	2,987	4,085
August	4,070	5,197
September	4,821	6,141
October	5,596	
November	7,435	
December	8,653	
January	8,797	
February	10,905	
March	12,064	
April	12,547	
May	12,551	
June	12,552	

QUALITY

	Quantity	Base Number	Contract	AT	Region	England
% of FP17s for the same patient ID Re-attending within 3 months - Children	107	1,063	10.1%	10.6%	11.4%	11.6%
% of FP17s for the same patient ID Re-attending within 3 months - Adults	364	3,092	11.8%	14.0%	15.0%	15.5%
% of FP17s for the same patient ID Re-attending between 3 & 9 months - Children	728	1,063	68.5%	59.8%	59.9%	58.8%
% of FP17s for the same patient ID Re-attending between 3 & 9 months - Adults	2,128	3,092	68.8%	49.1%	52.0%	51.1%
% of FP17s for Band 1 Urgent Courses	62	3,341	1.9%	9.1%	8.0%	9.0%
% of FP17s Relating to Free Repair or Replacements	71	3,341	2.1%	0.7%	0.8%	0.8%
% of FP17s Relating to Continuations	66	3,341	2.0%	1.0%	0.9%	0.9%
% of Patients satisfied with the dentistry they have received	0	0	N/A	93.6%	93.5%	93.3%
% of Patients satisfied with the time they had to wait for an appointment	0	0	N/A	88.4%	89.1%	88.9%

* This is based on patients treated on this contract for their most recent course of treatment. Figures in italics indicate the base number of FP17s or Patient Questionnaire responses are less than 100. N/A is shown where the base number of responses is less than 10 during the period. % is calculated as Quantity/Base number*100

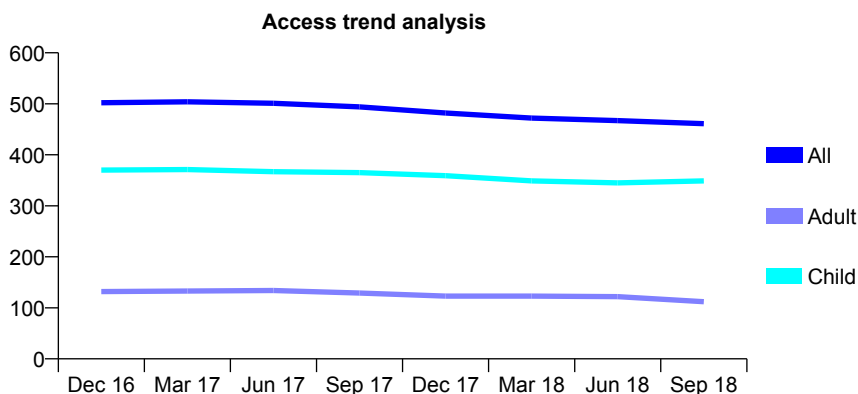
Q56 - Vital Signs At a Glance Contract Report for 229105/0001 - September 2018

Name or company name	MR DP BELLAMY
Contract type name	GDS Contract
Purpose of contract	General
Contract start date	01/04/2006
Contract end date	

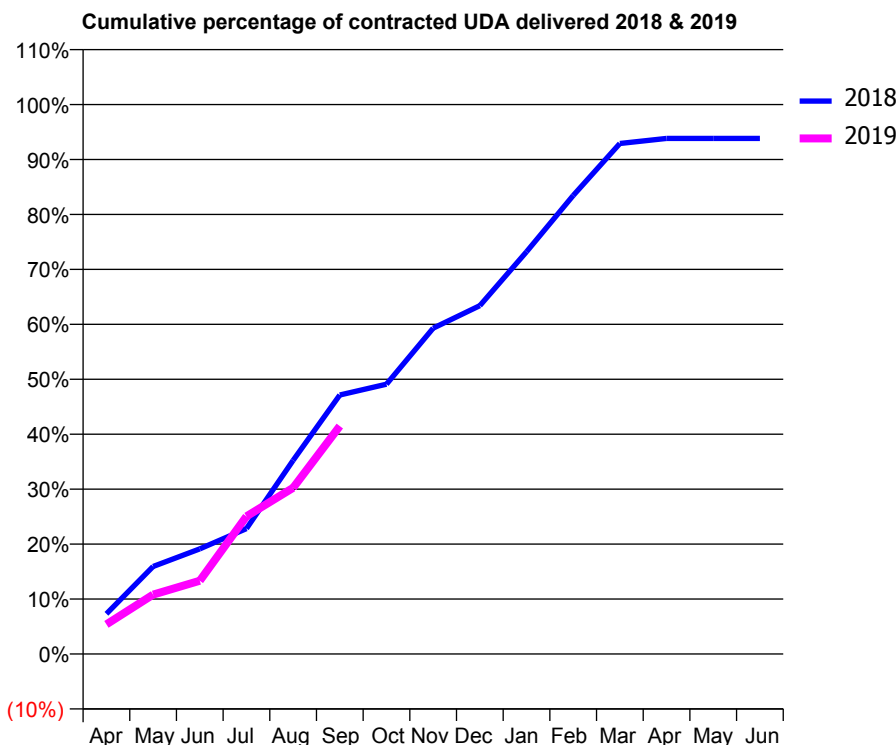
18/19 Contracted general activity (UDA)	909
Carry forward general activity (UDA)	0
18/19 Contracted orthodontic activity (UOA)	0
Carry forward orthodontic activity (UOA)	0
Baseline contract value	£24,458.19

ACCESS*

Patients seen in 24 months	Total	Change since previous quarter
Quarter ending September 2017	494	
Quarter ending December 2017	482	↓
Quarter ending March 2018	472	↓
Quarter ending June 2018	467	↓
Quarter ending September 2018	461	↓
Variance since September 2017	(6.7%)	↓



ACTIVITY



Adjusted Scheduled Activity (UDA)		
Month	2018	2019
April	66	49
May	145	98
June	174	121
July	207	228
August	320	275
September	428	377
October	446	
November	539	
December	576	
January	665	
February	758	
March	845	
April	853	
May	853	
June	853	

QUALITY

	Quantity	Base Number	Contract	AT	Region	England
% of FP17s for the same patient ID Re-attending within 3 months - Children	7	259	2.7%	10.6%	11.4%	11.6%
% of FP17s for the same patient ID Re-attending within 3 months - Adults	4	68	5.9%	14.0%	15.0%	15.5%
% of FP17s for the same patient ID Re-attending between 3 & 9 months - Children	200	259	77.2%	59.8%	59.9%	58.8%
% of FP17s for the same patient ID Re-attending between 3 & 9 months - Adults	35	68	51.5%	49.1%	52.0%	51.1%
% of FP17s for Band 1 Urgent Courses	6	319	1.9%	9.1%	8.0%	9.0%
% of FP17s Relating to Free Repair or Replacements	0	319	0.0%	0.7%	0.8%	0.8%
% of FP17s Relating to Continuations	1	319	0.3%	1.0%	0.9%	0.9%
% of Patients satisfied with the dentistry they have received	0	0	N/A	93.6%	93.5%	93.3%
% of Patients satisfied with the time they had to wait for an appointment	0	0	N/A	88.4%	89.1%	88.9%

* This is based on patients treated on this contract for their most recent course of treatment. Figures in italics indicate the base number of FP17s or Patient Questionnaire responses are less than 100. N/A is shown where the base number of responses is less than 10 during the period. % is calculated as Quantity/Base number*100

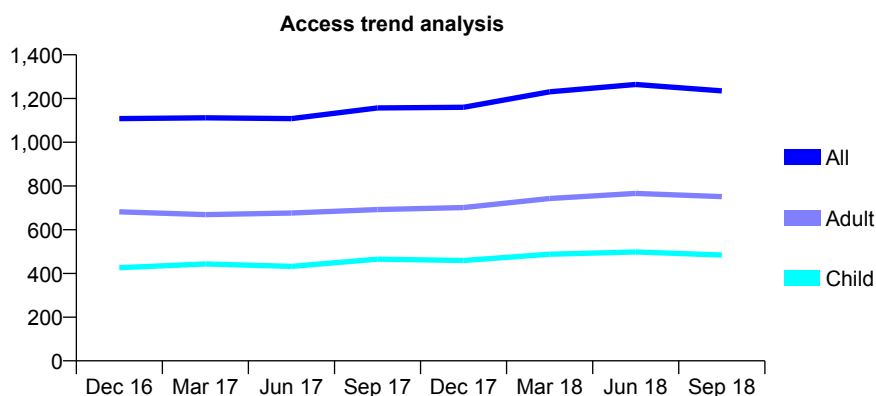
Q56 - Vital Signs At a Glance Contract Report for 232475/0001 - September 2018

Name or company name	Mr S Nicol, Mr R Bryant, Mr E Coyle and M
Contract type name	GDS Contract
Purpose of contract	General
Contract start date	01/04/2006
Contract end date	

18/19 Contracted general activity (UDA)	4,022
Carry forward general activity (UDA)	0
18/19 Contracted orthodontic activity (UOA)	0
Carry forward orthodontic activity (UOA)	0
Baseline contract value	£120,432.48

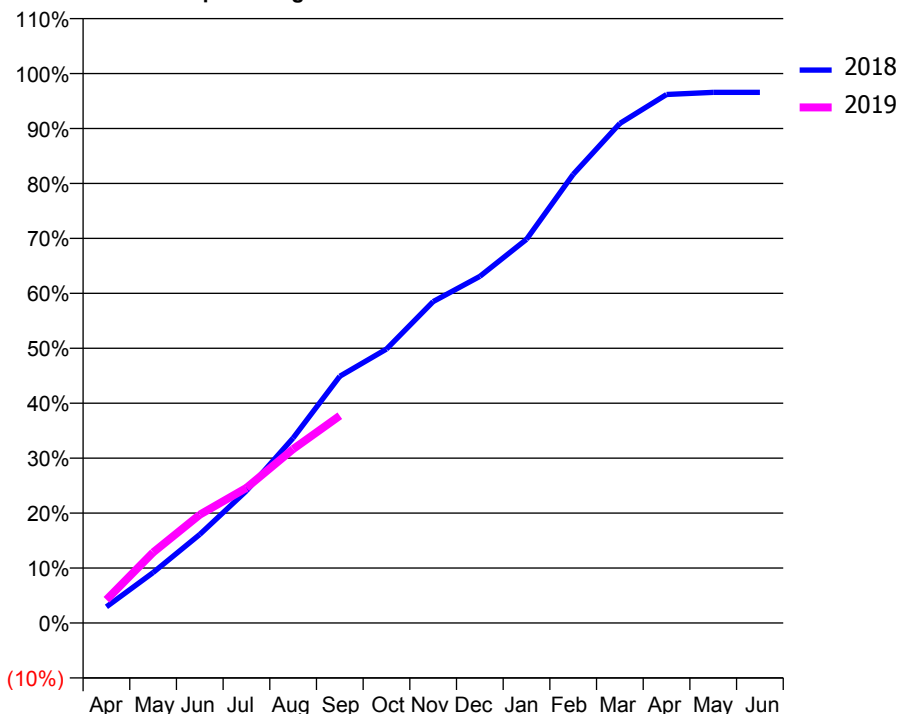
ACCESS*

Patients seen in 24 months	Total	Change since previous quarter
Quarter ending September 2017	1,157	
Quarter ending December 2017	1,160	→
Quarter ending March 2018	1,231	↑
Quarter ending June 2018	1,264	↑
Quarter ending September 2018	1,235	↓
Variance since September 2017	6.7%	↑



ACTIVITY

Cumulative percentage of contracted UDA delivered 2018 & 2019



Adjusted Scheduled Activity (UDA)		
Month	2018	2019
April	119	171
May	369	516
June	648	793
July	968	990
August	1,354	1,273
September	1,806	1,518
October	2,005	
November	2,353	
December	2,537	
January	2,808	
February	3,283	
March	3,657	
April	3,869	
May	3,884	
June	3,884	

QUALITY

	Quantity	Base Number	Contract	AT	Region	England
% of FP17s for the same patient ID Re-attending within 3 months - Children	41	423	9.7%	10.6%	11.4%	11.6%
% of FP17s for the same patient ID Re-attending within 3 months - Adults	41	441	9.3%	14.0%	15.0%	15.5%
% of FP17s for the same patient ID Re-attending between 3 & 9 months - Children	246	423	58.2%	59.8%	59.9%	58.8%
% of FP17s for the same patient ID Re-attending between 3 & 9 months - Adults	176	441	39.9%	49.1%	52.0%	51.1%
% of FP17s for Band 1 Urgent Courses	38	772	4.9%	9.1%	8.0%	9.0%
% of FP17s Relating to Free Repair or Replacements	4	772	0.5%	0.7%	0.8%	0.8%
% of FP17s Relating to Continuations	18	772	2.3%	1.0%	0.9%	0.9%
% of Patients satisfied with the dentistry they have received	1	1	N/A	93.6%	93.5%	93.3%
% of Patients satisfied with the time they had to wait for an appointment	1	1	N/A	88.4%	89.1%	88.9%

* This is based on patients treated on this contract for their most recent course of treatment. Figures in italics indicate the base number of FP17s or Patient Questionnaire responses are less than 100. N/A is shown where the base number of responses is less than 10 during the period. % is calculated as Quantity/Base number*100

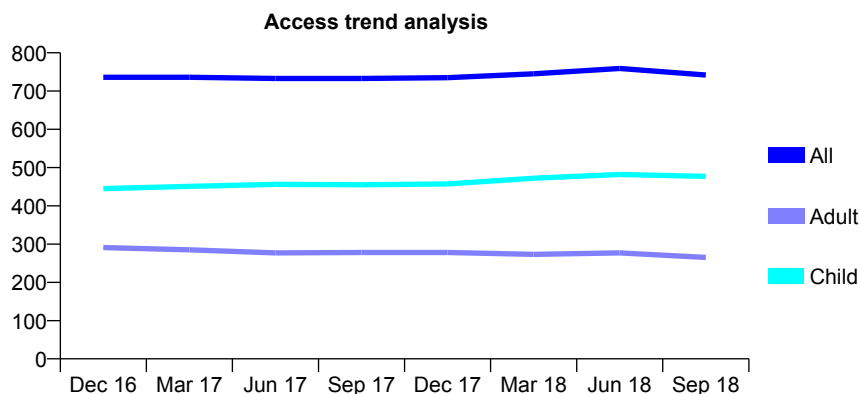
Q56 - Vital Signs At a Glance Contract Report for 233129/0001 - September 2018

Name or company name	MR RF TILLY
Contract type name	GDS Contract
Purpose of contract	General
Contract start date	01/04/2006
Contract end date	

18/19 Contracted general activity (UDA)	1,750
Carry forward general activity (UDA)	0
18/19 Contracted orthodontic activity (UOA)	0
Carry forward orthodontic activity (UOA)	0
Baseline contract value	£37,482.18

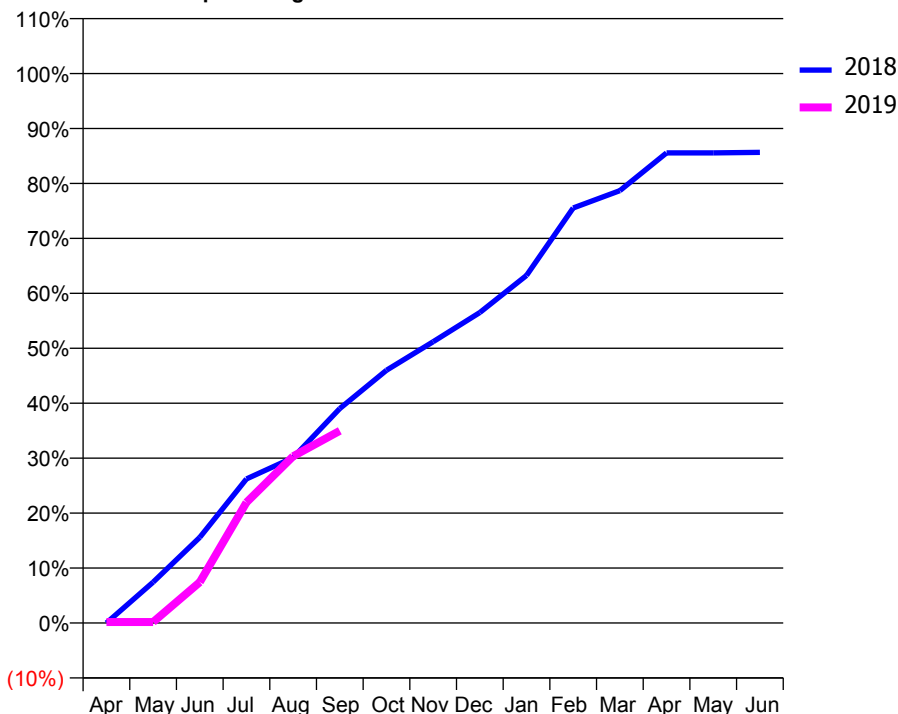
ACCESS*

Patients seen in 24 months	Total	Change since previous quarter
Quarter ending September 2017	733	
Quarter ending December 2017	735	→
Quarter ending March 2018	745	→
Quarter ending June 2018	759	→
Quarter ending September 2018	742	↓
Variance since September 2017	1.2%	→



ACTIVITY

Cumulative percentage of contracted UDA delivered 2018 & 2019



Adjusted Scheduled Activity (UDA)		
Month	2018	2019
April	0	3
May	130	3
June	273	130
July	459	384
August	527	531
September	683	612
October	805	
November	896	
December	989	
January	1,107	
February	1,322	
March	1,377	
April	1,497	
May	1,497	
June	1,499	

QUALITY

	Quantity	Base Number	Contract	AT	Region	England
% of FP17s for the same patient ID Re-attending within 3 months - Children	16	389	4.1%	10.6%	11.4%	11.6%
% of FP17s for the same patient ID Re-attending within 3 months - Adults	16	167	9.6%	14.0%	15.0%	15.5%
% of FP17s for the same patient ID Re-attending between 3 & 9 months - Children	274	389	70.4%	59.8%	59.9%	58.8%
% of FP17s for the same patient ID Re-attending between 3 & 9 months - Adults	109	167	65.3%	49.1%	52.0%	51.1%
% of FP17s for Band 1 Urgent Courses	1	469	0.2%	9.1%	8.0%	9.0%
% of FP17s Relating to Free Repair or Replacements	0	469	0.0%	0.7%	0.8%	0.8%
% of FP17s Relating to Continuations	0	469	0.0%	1.0%	0.9%	0.9%
% of Patients satisfied with the dentistry they have received	0	0	N/A	93.6%	93.5%	93.3%
% of Patients satisfied with the time they had to wait for an appointment	0	0	N/A	88.4%	89.1%	88.9%

* This is based on patients treated on this contract for their most recent course of treatment. Figures in italics indicate the base number of FP17s or Patient Questionnaire responses are less than 100. N/A is shown where the base number of responses is less than 10 during the period. % is calculated as Quantity/Base number*100

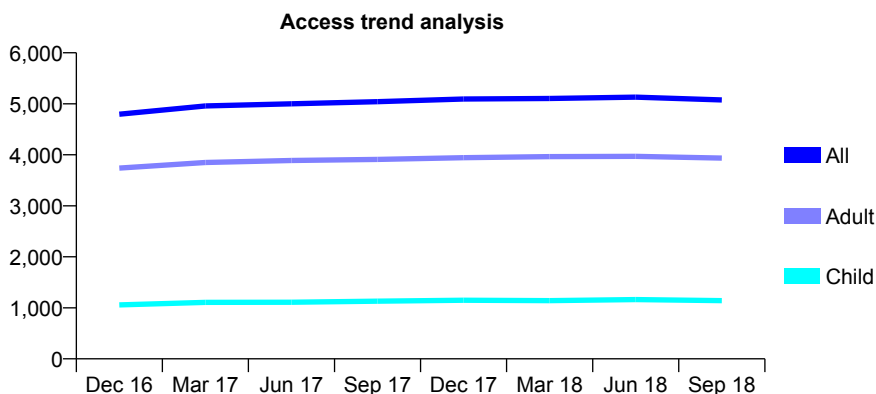
Q56 - Vital Signs At a Glance Contract Report for 244333/0002 - September 2018

Name or company name	MR H MORILLO-GONZALES DE V
Contract type name	GDS Contract
Purpose of contract	General
Contract start date	16/09/2008
Contract end date	

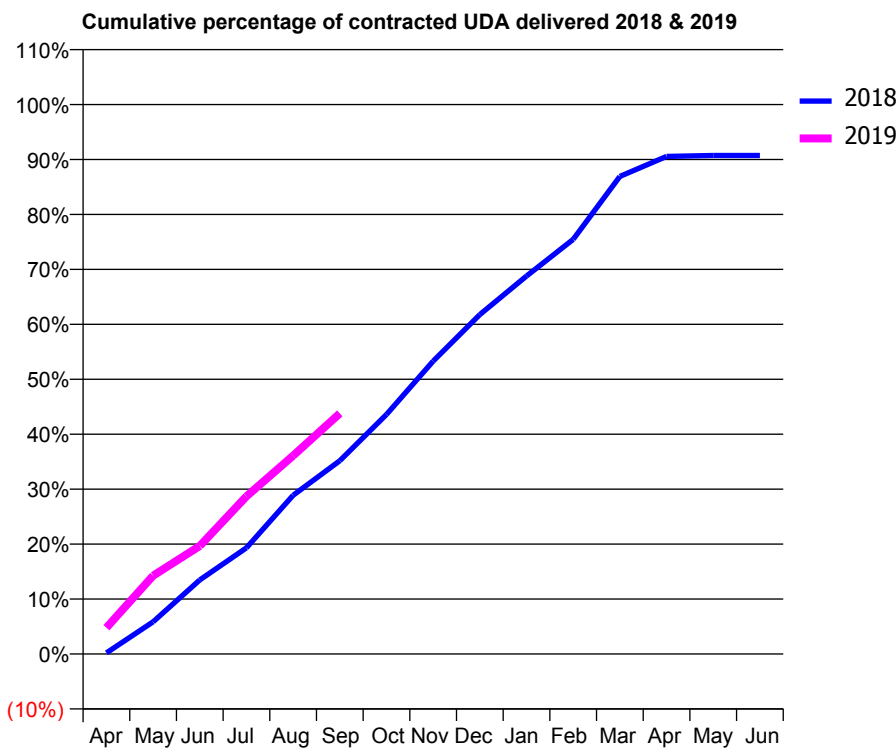
18/19 Contracted general activity (UDA)	14,224
Carry forward general activity (UDA)	0
18/19 Contracted orthodontic activity (UOA)	0
Carry forward orthodontic activity (UOA)	0
Baseline contract value	£360,317.29

ACCESS*

Patients seen in 24 months	Total	Change since previous quarter
Quarter ending September 2017	5,041	
Quarter ending December 2017	5,094	→
Quarter ending March 2018	5,105	→
Quarter ending June 2018	5,132	→
Quarter ending September 2018	5,076	↓
Variance since September 2017	0.7%	→



ACTIVITY



Month	Adjusted Scheduled Activity (UDA)	
	2018	2019
April	30	680
May	834	2,027
June	1,918	2,797
July	2,750	4,083
August	4,109	5,133
September	5,005	6,228
October	6,203	
November	7,582	
December	8,785	
January	9,782	
February	10,735	
March	12,364	
April	12,879	
May	12,905	
June	12,905	

QUALITY

	Quantity	Base Number	Contract	AT	Region	England
% of FP17s for the same patient ID Re-attending within 3 months - Children	57	978	5.8%	10.6%	11.4%	11.6%
% of FP17s for the same patient ID Re-attending within 3 months - Adults	351	2,835	12.4%	14.0%	15.0%	15.5%
% of FP17s for the same patient ID Re-attending between 3 & 9 months - Children	638	978	65.2%	59.8%	59.9%	58.8%
% of FP17s for the same patient ID Re-attending between 3 & 9 months - Adults	1,493	2,835	52.7%	49.1%	52.0%	51.1%
% of FP17s for Band 1 Urgent Courses	311	3,115	10.0%	9.1%	8.0%	9.0%
% of FP17s Relating to Free Repair or Replacements	15	3,115	0.5%	0.7%	0.8%	0.8%
% of FP17s Relating to Continuations	50	3,115	1.6%	1.0%	0.9%	0.9%
% of Patients satisfied with the dentistry they have received	6	6	N/A	93.6%	93.5%	93.3%
% of Patients satisfied with the time they had to wait for an appointment	3	6	N/A	88.4%	89.1%	88.9%

* This is based on patients treated on this contract for their most recent course of treatment. Figures in italics indicate the base number of FP17s or Patient Questionnaire responses are less than 100. N/A is shown where the base number of responses is less than 10 during the period. % is calculated as Quantity/Base number*100

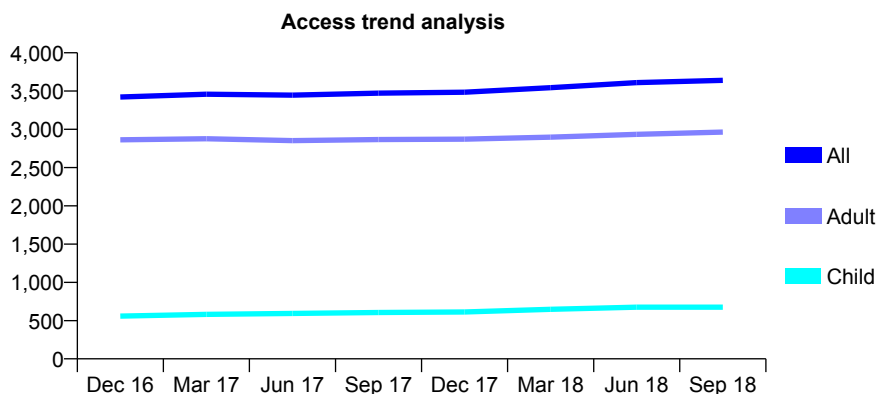
Q56 - Vital Signs At a Glance Contract Report for 245887/0001 - September 2018

Name or company name	MS CA FROST
Contract type name	PDS Contract
Purpose of contract	General
Contract start date	01/08/2014
Contract end date	31/07/2019

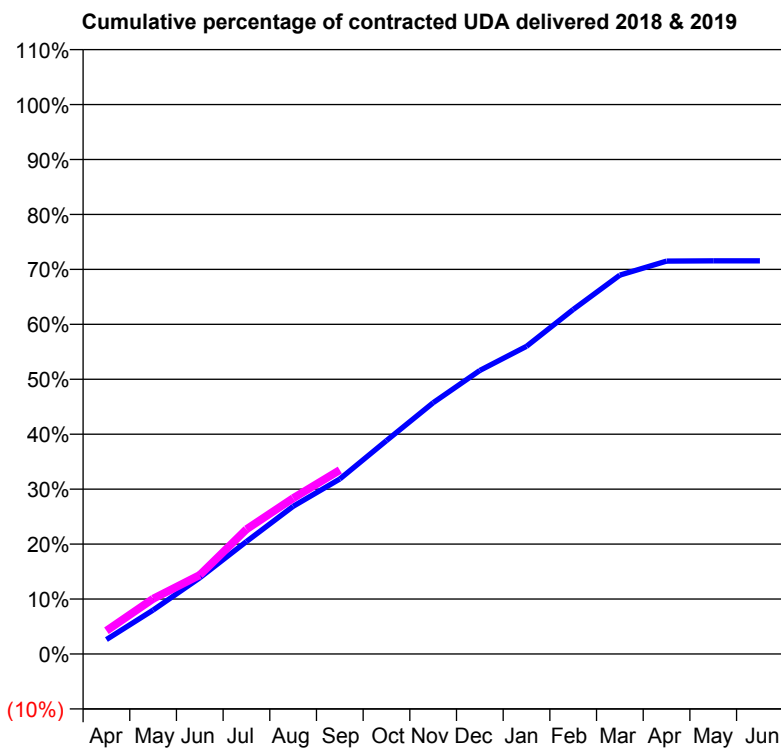
18/19 Contracted general activity (UDA)	14,750
Carry forward general activity (UDA)	0
18/19 Contracted orthodontic activity (UOA)	0
Carry forward orthodontic activity (UOA)	0
Baseline contract value	£433,886.71

ACCESS*

Patients seen in 24 months	Total	Change since previous quarter
Quarter ending September 2017	3,473	
Quarter ending December 2017	3,485	→
Quarter ending March 2018	3,545	→
Quarter ending June 2018	3,610	→
Quarter ending September 2018	3,640	→
Variance since September 2017	4.8%	↑



ACTIVITY



Month	Adjusted Scheduled Activity (UDA)	
	2018	2019
April	387	623
May	1,178	1,483
June	2,045	2,121
July	3,021	3,347
August	3,964	4,181
September	4,699	4,938
October	5,727	
November	6,744	
December	7,613	
January	8,259	
February	9,248	
March	10,172	
April	10,548	
May	10,554	
June	10,554	

QUALITY

	Quantity	Base Number	Contract	AT	Region	England
% of FP17s for the same patient ID Re-attending within 3 months - Children	30	512	5.9%	10.6%	11.4%	11.6%
% of FP17s for the same patient ID Re-attending within 3 months - Adults	297	2,121	14.0%	14.0%	15.0%	15.5%
% of FP17s for the same patient ID Re-attending between 3 & 9 months - Children	286	512	55.9%	59.8%	59.9%	58.8%
% of FP17s for the same patient ID Re-attending between 3 & 9 months - Adults	1,014	2,121	47.8%	49.1%	52.0%	51.1%
% of FP17s for Band 1 Urgent Courses	289	2,416	12.0%	9.1%	8.0%	9.0%
% of FP17s Relating to Free Repair or Replacements	9	2,416	0.4%	0.7%	0.8%	0.8%
% of FP17s Relating to Continuations	30	2,416	1.2%	1.0%	0.9%	0.9%
% of Patients satisfied with the dentistry they have received	2	2	N/A	93.6%	93.5%	93.3%
% of Patients satisfied with the time they had to wait for an appointment	2	2	N/A	88.4%	89.1%	88.9%

* This is based on patients treated on this contract for their most recent course of treatment. Figures in italics indicate the base number of FP17s or Patient Questionnaire responses are less than 100. N/A is shown where the base number of responses is less than 10 during the period. % is calculated as Quantity/Base number*100

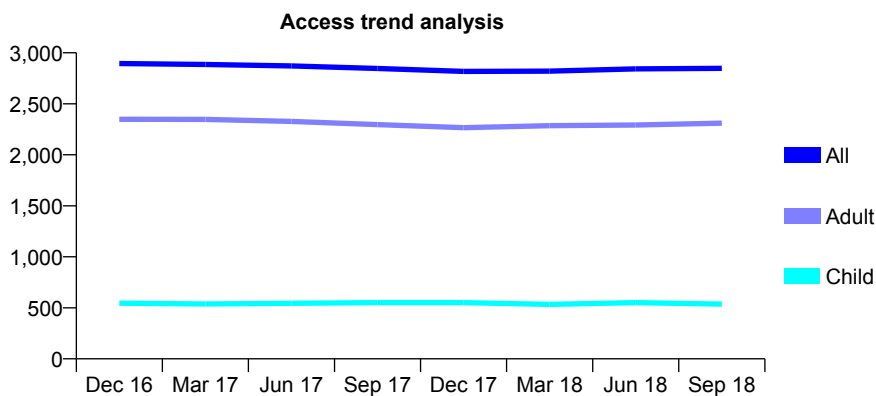
Q56 - Vital Signs At a Glance Contract Report for 248940/0003 - September 2018

Name or company name	MR SR PATEL
Contract type name	GDS Contract
Purpose of contract	General
Contract start date	01/04/2013
Contract end date	

18/19 Contracted general activity (UDA)	5,810
Carry forward general activity (UDA)	0
18/19 Contracted orthodontic activity (UOA)	0
Carry forward orthodontic activity (UOA)	0
Baseline contract value	£137,527.24

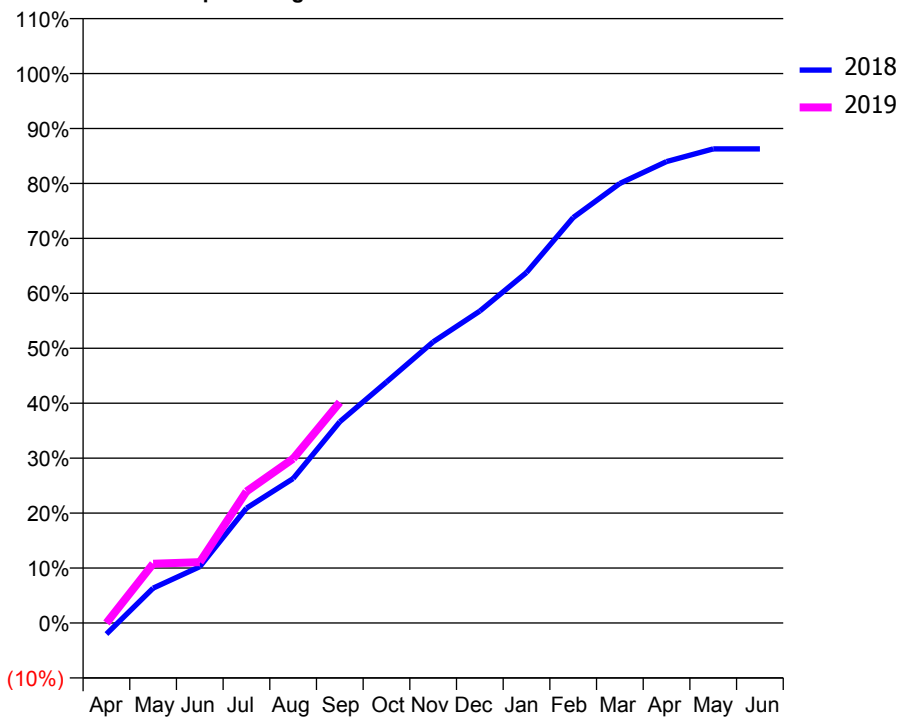
ACCESS*

Patients seen in 24 months	Total	Change since previous quarter
Quarter ending September 2017	2,847	
Quarter ending December 2017	2,817	↓
Quarter ending March 2018	2,820	→
Quarter ending June 2018	2,843	→
Quarter ending September 2018	2,848	→
Variance since September 2017	0.0%	→



ACTIVITY

Cumulative percentage of contracted UDA delivered 2018 & 2019



Adjusted Scheduled Activity (UDA)

Month	2018	2019
April	-118	0
May	368	627
June	595	644
July	1,215	1,391
August	1,528	1,738
September	2,129	2,334
October	2,549	
November	2,973	
December	3,299	
January	3,705	
February	4,286	
March	4,648	
April	4,879	
May	5,013	
June	5,013	

QUALITY

	Quantity	Base Number	Contract	AT	Region	England
% of FP17s for the same patient ID Re-attending within 3 months - Children	14	439	3.2%	10.6%	11.4%	11.6%
% of FP17s for the same patient ID Re-attending within 3 months - Adults	74	1,304	5.7%	14.0%	15.0%	15.5%
% of FP17s for the same patient ID Re-attending between 3 & 9 months - Children	295	439	67.2%	59.8%	59.9%	58.8%
% of FP17s for the same patient ID Re-attending between 3 & 9 months - Adults	287	1,304	22.0%	49.1%	52.0%	51.1%
% of FP17s for Band 1 Urgent Courses	26	1,507	1.7%	9.1%	8.0%	9.0%
% of FP17s Relating to Free Repair or Replacements	0	1,507	0.0%	0.7%	0.8%	0.8%
% of FP17s Relating to Continuations	8	1,507	0.5%	1.0%	0.9%	0.9%
% of Patients satisfied with the dentistry they have received	1	1	N/A	93.6%	93.5%	93.3%
% of Patients satisfied with the time they had to wait for an appointment	1	1	N/A	88.4%	89.1%	88.9%

* This is based on patients treated on this contract for their most recent course of treatment. Figures in italics indicate the base number of FP17s or Patient Questionnaire responses are less than 100. N/A is shown where the base number of responses is less than 10 during the period. % is calculated as Quantity/Base number*100

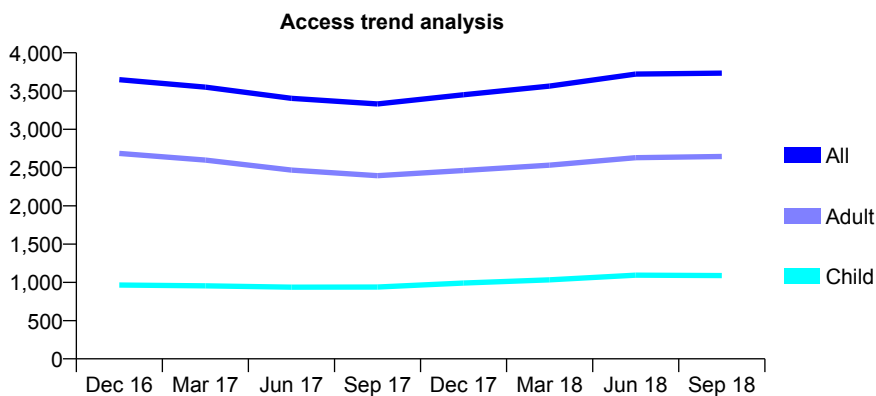
Q56 - Vital Signs At a Glance Contract Report for 257257/0002 - September 2018

Name or company name	MR JJ VILJOEN
Contract type name	PDS Contract
Purpose of contract	General
Contract start date	01/02/2010
Contract end date	31/03/2019

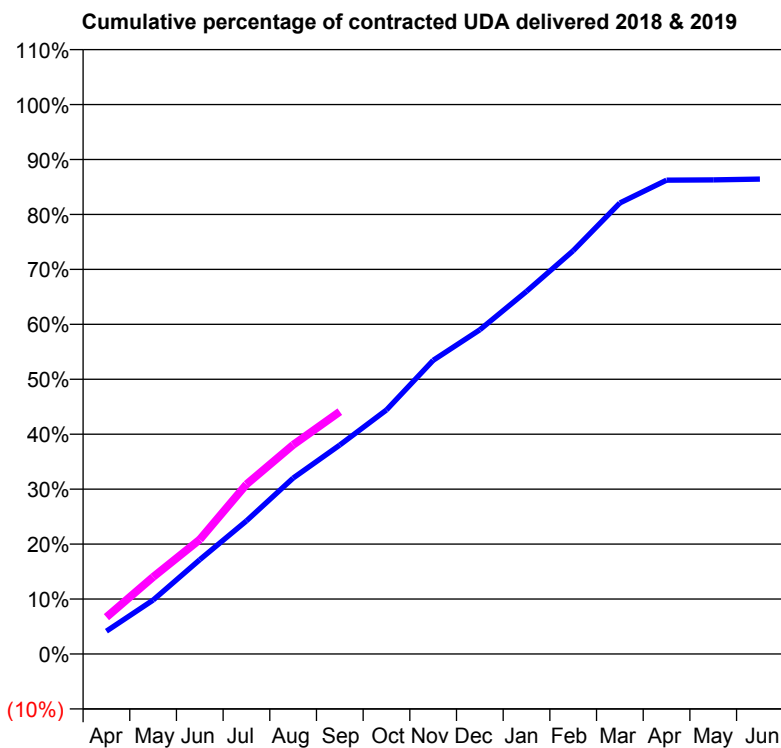
18/19 Contracted general activity (UDA)	9,942
Carry forward general activity (UDA)	0
18/19 Contracted orthodontic activity (UOA)	0
Carry forward orthodontic activity (UOA)	0
Baseline contract value	£248,940.89

ACCESS*

Patients seen in 24 months	Total	Change since previous quarter
Quarter ending September 2017	3,332	
Quarter ending December 2017	3,452	↑
Quarter ending March 2018	3,565	↑
Quarter ending June 2018	3,722	↑
Quarter ending September 2018	3,734	→
Variance since September 2017	12.1%	↑



ACTIVITY



Adjusted Scheduled Activity (UDA)		
Month	2018	2019
April	414	667
May	975	1,392
June	1,706	2,071
July	2,409	3,069
August	3,184	3,783
September	3,781	4,384
October	4,417	
November	5,313	
December	5,865	
January	6,561	
February	7,296	
March	8,160	
April	8,573	
May	8,578	
June	8,592	

QUALITY

	Quantity	Base Number	Contract	AT	Region	England
% of FP17s for the same patient ID Re-attending within 3 months - Children	39	854	4.6%	10.6%	11.4%	11.6%
% of FP17s for the same patient ID Re-attending within 3 months - Adults	217	1,948	11.1%	14.0%	15.0%	15.5%
% of FP17s for the same patient ID Re-attending between 3 & 9 months - Children	496	854	58.1%	59.8%	59.9%	58.8%
% of FP17s for the same patient ID Re-attending between 3 & 9 months - Adults	1,126	1,948	57.8%	49.1%	52.0%	51.1%
% of FP17s for Band 1 Urgent Courses	184	2,542	7.2%	9.1%	8.0%	9.0%
% of FP17s Relating to Free Repair or Replacements	10	2,542	0.4%	0.7%	0.8%	0.8%
% of FP17s Relating to Continuations	4	2,542	0.2%	1.0%	0.9%	0.9%
% of Patients satisfied with the dentistry they have received	1	1	N/A	93.6%	93.5%	93.3%
% of Patients satisfied with the time they had to wait for an appointment	1	1	N/A	88.4%	89.1%	88.9%

* This is based on patients treated on this contract for their most recent course of treatment. Figures in italics indicate the base number of FP17s or Patient Questionnaire responses are less than 100. N/A is shown where the base number of responses is less than 10 during the period. % is calculated as Quantity/Base number*100

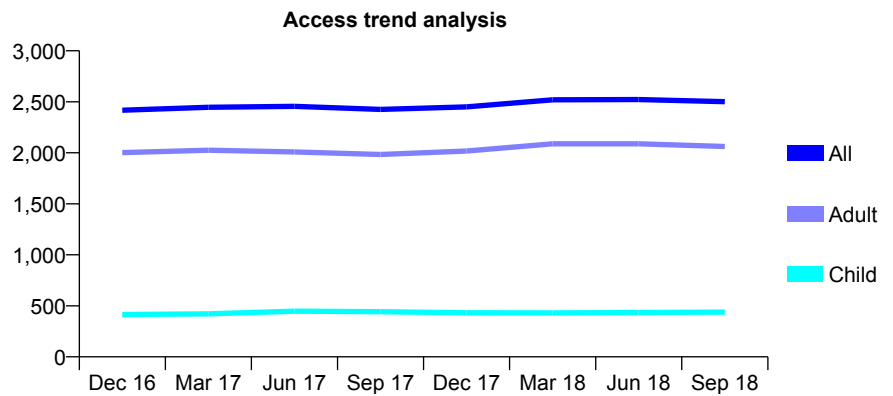
Q56 - Vital Signs At a Glance Contract Report for 258083/0001 - September 2018

Name or company name	MR AA KHODADADIAN
Contract type name	GDS Contract
Purpose of contract	General
Contract start date	01/04/2006
Contract end date	

18/19 Contracted general activity (UDA)	7,400
Carry forward general activity (UDA)	0
18/19 Contracted orthodontic activity (UOA)	0
Carry forward orthodontic activity (UOA)	0
Baseline contract value	£185,293.50

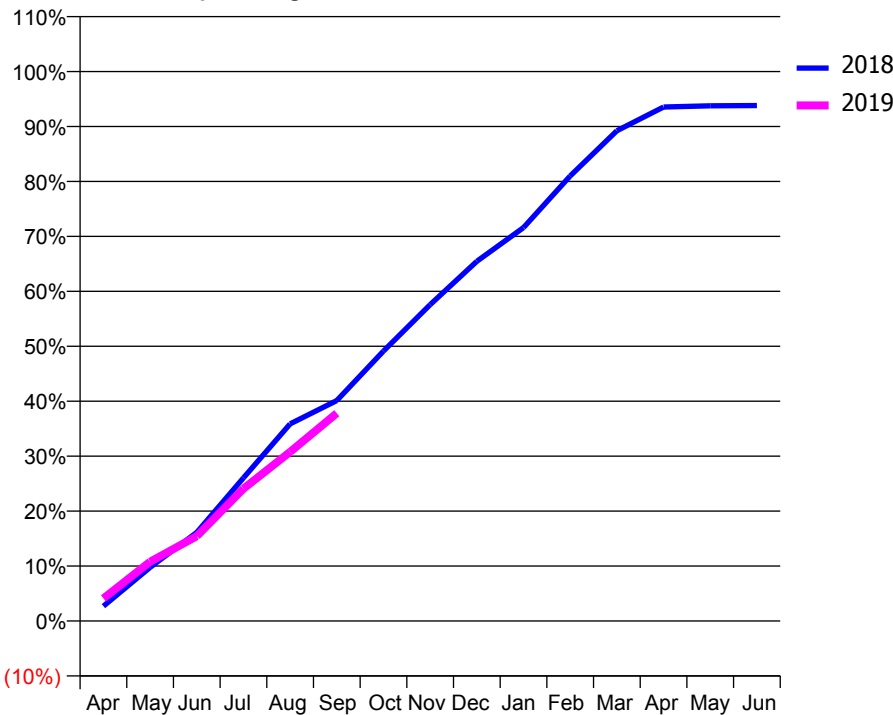
ACCESS*

Patients seen in 24 months	Total	Change since previous quarter
Quarter ending September 2017	2,426	
Quarter ending December 2017	2,450	→
Quarter ending March 2018	2,519	↑
Quarter ending June 2018	2,522	→
Quarter ending September 2018	2,501	→
Variance since September 2017	3.1%	↑



ACTIVITY

Cumulative percentage of contracted UDA delivered 2018 & 2019



Month	Adjusted Scheduled Activity (UDA)	
	2018	2019
April	200	304
May	723	799
June	1,193	1,142
July	1,928	1,783
August	2,655	2,279
September	2,970	2,799
October	3,635	
November	4,261	
December	4,843	
January	5,299	
February	5,993	
March	6,601	
April	6,922	
May	6,938	
June	6,941	

QUALITY

	Quantity	Base Number	Contract	AT	Region	England
% of FP17s for the same patient ID Re-attending within 3 months - Children	11	274	4.0%	10.6%	11.4%	11.6%
% of FP17s for the same patient ID Re-attending within 3 months - Adults	151	1,300	11.6%	14.0%	15.0%	15.5%
% of FP17s for the same patient ID Re-attending between 3 & 9 months - Children	117	274	42.7%	59.8%	59.9%	58.8%
% of FP17s for the same patient ID Re-attending between 3 & 9 months - Adults	608	1,300	46.8%	49.1%	52.0%	51.1%
% of FP17s for Band 1 Urgent Courses	95	1,444	6.6%	9.1%	8.0%	9.0%
% of FP17s Relating to Free Repair or Replacements	7	1,444	0.5%	0.7%	0.8%	0.8%
% of FP17s Relating to Continuations	15	1,444	1.0%	1.0%	0.9%	0.9%
% of Patients satisfied with the dentistry they have received	7	7	N/A	93.6%	93.5%	93.3%
% of Patients satisfied with the time they had to wait for an appointment	6	7	N/A	88.4%	89.1%	88.9%

* This is based on patients treated on this contract for their most recent course of treatment. Figures in italics indicate the base number of FP17s or Patient Questionnaire responses are less than 100. N/A is shown where the base number of responses is less than 10 during the period. % is calculated as Quantity/Base number*100

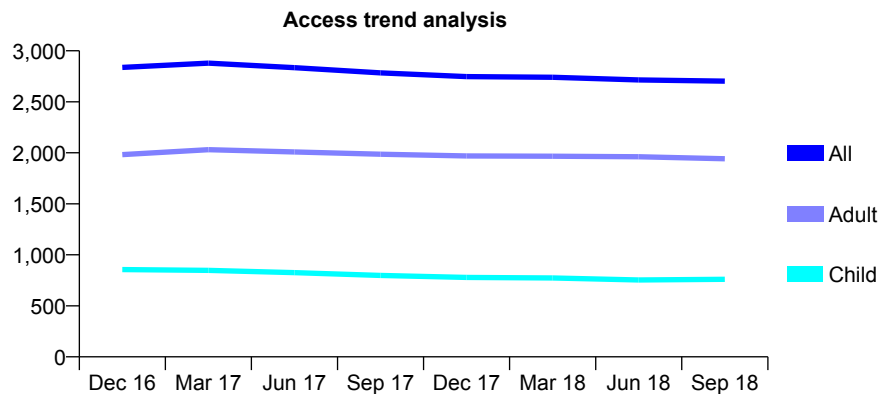
Q56 - Vital Signs At a Glance Contract Report for 258229/0001 - September 2018

Name or company name	MR S KORDANY
Contract type name	GDS Contract
Purpose of contract	General
Contract start date	01/04/2006
Contract end date	

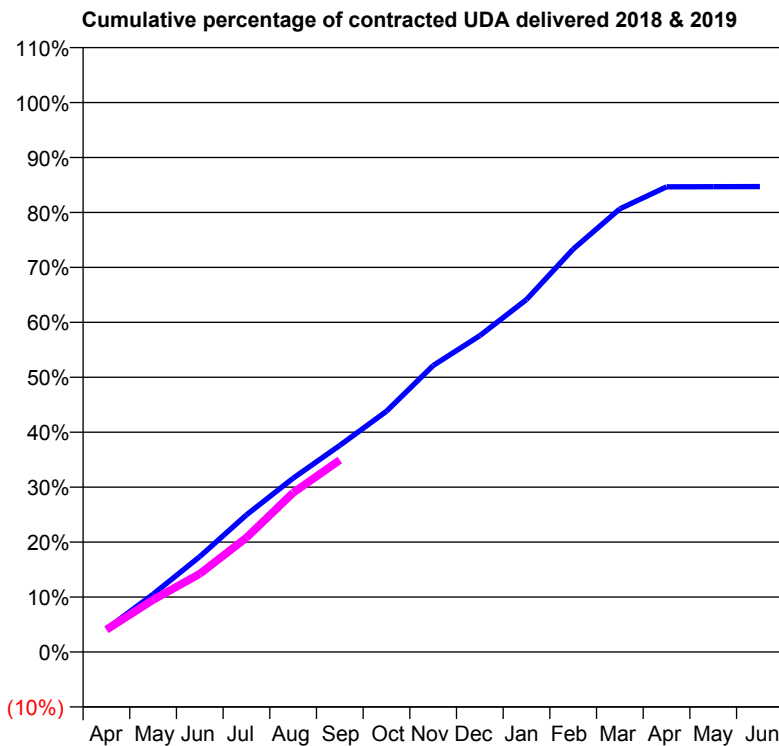
18/19 Contracted general activity (UDA)	8,000
Carry forward general activity (UDA)	0
18/19 Contracted orthodontic activity (UOA)	0
Carry forward orthodontic activity (UOA)	0
Baseline contract value	£195,249.02

ACCESS*

Patients seen in 24 months	Total	Change since previous quarter
Quarter ending September 2017	2,784	
Quarter ending December 2017	2,747	↓
Quarter ending March 2018	2,740	→
Quarter ending June 2018	2,714	→
Quarter ending September 2018	2,702	→
Variance since September 2017	(2.9%)	↓



ACTIVITY



Month	Adjusted Scheduled Activity (UDA)	
	2018	2019
April	336	324
May	842	759
June	1,388	1,139
July	1,997	1,664
August	2,531	2,319
September	3,008	2,795
October	3,505	
November	4,171	
December	4,606	
January	5,132	
February	5,865	
March	6,452	
April	6,772	
May	6,774	
June	6,777	

QUALITY

	Quantity	Base Number	Contract	AT	Region	England
% of FP17s for the same patient ID Re-attending within 3 months - Children	29	552	5.3%	10.6%	11.4%	11.6%
% of FP17s for the same patient ID Re-attending within 3 months - Adults	169	1,380	12.2%	14.0%	15.0%	15.5%
% of FP17s for the same patient ID Re-attending between 3 & 9 months - Children	384	552	69.6%	59.8%	59.9%	58.8%
% of FP17s for the same patient ID Re-attending between 3 & 9 months - Adults	931	1,380	67.5%	49.1%	52.0%	51.1%
% of FP17s for Band 1 Urgent Courses	94	1,780	5.3%	9.1%	8.0%	9.0%
% of FP17s Relating to Free Repair or Replacements	14	1,780	0.8%	0.7%	0.8%	0.8%
% of FP17s Relating to Continuations	14	1,780	0.8%	1.0%	0.9%	0.9%
% of Patients satisfied with the dentistry they have received	3	3	N/A	93.6%	93.5%	93.3%
% of Patients satisfied with the time they had to wait for an appointment	3	3	N/A	88.4%	89.1%	88.9%

* This is based on patients treated on this contract for their most recent course of treatment. Figures in italics indicate the base number of FP17s or Patient Questionnaire responses are less than 100. N/A is shown where the base number of responses is less than 10 during the period. % is calculated as Quantity/Base number*100

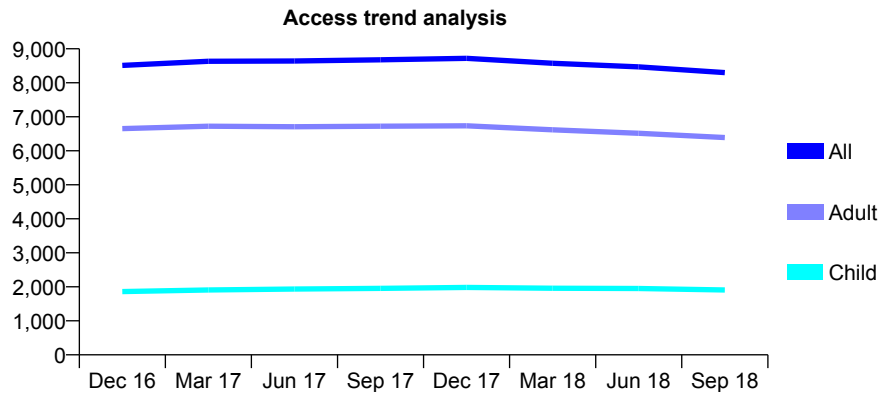
Q56 - Vital Signs At a Glance Contract Report for 262080/0002 - September 2018

Name or company name	MR A KHANI
Contract type name	Pilot Contract
Purpose of contract	General
Contract start date	01/06/2006
Contract end date	

18/19 Contracted general activity (UDA)	27,000
Carry forward general activity (UDA)	0
18/19 Contracted orthodontic activity (UOA)	0
Carry forward orthodontic activity (UOA)	0
Baseline contract value	£650,993.73

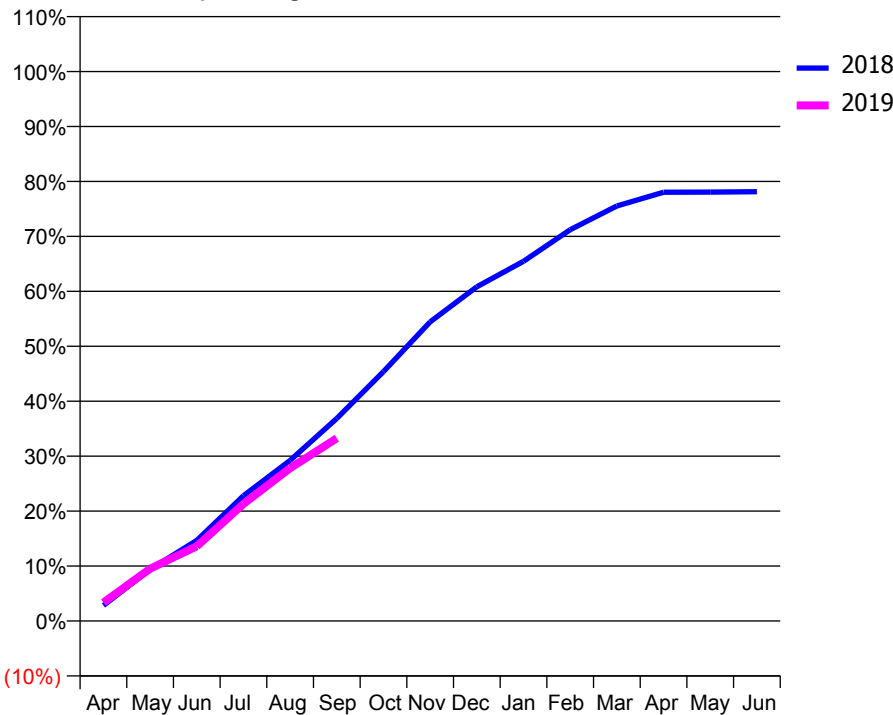
ACCESS*

Patients seen in 24 months	Total	Change since previous quarter
Quarter ending September 2017	8,675	
Quarter ending December 2017	8,719	→
Quarter ending March 2018	8,575	↓
Quarter ending June 2018	8,468	↓
Quarter ending September 2018	8,299	↓
Variance since September 2017	(4.3%)	↓



ACTIVITY

Cumulative percentage of contracted UDA delivered 2018 & 2019



Month	Adjusted Scheduled Activity (UDA)	
	2018	2019
April	764	906
May	2,542	2,573
June	3,964	3,670
July	6,157	5,758
August	7,891	7,512
September	9,959	8,980
October	12,257	
November	14,703	
December	16,423	
January	17,673	
February	19,225	
March	20,392	
April	21,069	
May	21,076	
June	21,094	

QUALITY

	Quantity	Base Number	Contract	AT	Region	England
% of FP17s for the same patient ID Re-attending within 3 months - Children	59	1,336	4.4%	10.6%	11.4%	11.6%
% of FP17s for the same patient ID Re-attending within 3 months - Adults	371	3,509	10.6%	14.0%	15.0%	15.5%
% of FP17s for the same patient ID Re-attending between 3 & 9 months - Children	785	1,336	58.8%	59.8%	59.9%	58.8%
% of FP17s for the same patient ID Re-attending between 3 & 9 months - Adults	1,564	3,509	44.6%	49.1%	52.0%	51.1%
% of FP17s for Band 1 Urgent Courses	301	4,472	6.7%	9.1%	8.0%	9.0%
% of FP17s Relating to Free Repair or Replacements	8	4,472	0.2%	0.7%	0.8%	0.8%
% of FP17s Relating to Continuations	37	4,472	0.8%	1.0%	0.9%	0.9%
% of Patients satisfied with the dentistry they have received	9	9	N/A	93.6%	93.5%	93.3%
% of Patients satisfied with the time they had to wait for an appointment	8	9	N/A	88.4%	89.1%	88.9%

* This is based on patients treated on this contract for their most recent course of treatment. Figures in italics indicate the base number of FP17s or Patient Questionnaire responses are less than 100. N/A is shown where the base number of responses is less than 10 during the period. % is calculated as Quantity/Base number*100

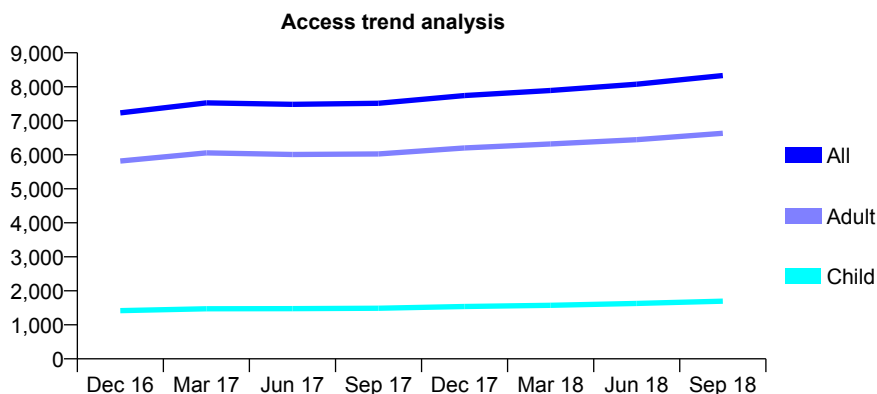
Q56 - Vital Signs At a Glance Contract Report for 263370/0001 - September 2018

Name or company name	Dr Baker & Dr. Al-Ali
Contract type name	GDS Contract
Purpose of contract	General
Contract start date	23/11/2009
Contract end date	

18/19 Contracted general activity (UDA)	22,763
Carry forward general activity (UDA)	0
18/19 Contracted orthodontic activity (UOA)	0
Carry forward orthodontic activity (UOA)	0
Baseline contract value	£519,628.13

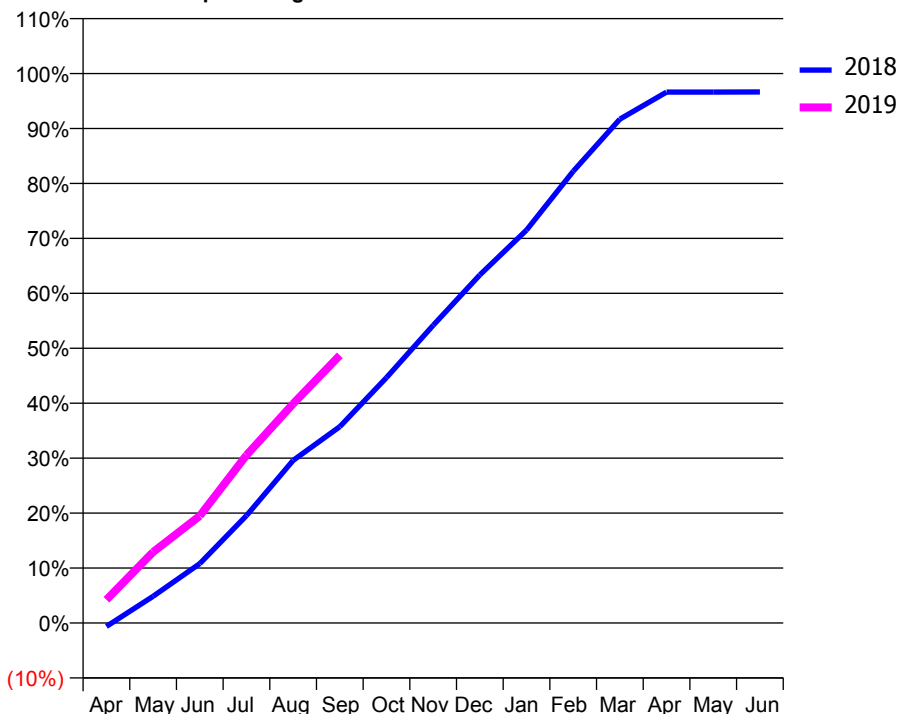
ACCESS*

Patients seen in 24 months	Total	Change since previous quarter
Quarter ending September 2017	7,517	
Quarter ending December 2017	7,742	↑
Quarter ending March 2018	7,894	→
Quarter ending June 2018	8,075	↑
Quarter ending September 2018	8,333	↑
Variance since September 2017	10.9%	↑



ACTIVITY

Cumulative percentage of contracted UDA delivered 2018 & 2019



Adjusted Scheduled Activity (UDA)		
Month	2018	2019
April	-145	967
May	1,107	2,939
June	2,461	4,436
July	4,448	6,951
August	6,736	9,081
September	8,131	11,090
October	10,165	
November	12,332	
December	14,421	
January	16,277	
February	18,713	
March	20,873	
April	21,992	
May	21,992	
June	21,998	

QUALITY

	Quantity	Base Number	Contract	AT	Region	England
% of FP17s for the same patient ID Re-attending within 3 months - Children	94	1,411	6.7%	10.6%	11.4%	11.6%
% of FP17s for the same patient ID Re-attending within 3 months - Adults	600	5,124	11.7%	14.0%	15.0%	15.5%
% of FP17s for the same patient ID Re-attending between 3 & 9 months - Children	893	1,411	63.3%	59.8%	59.9%	58.8%
% of FP17s for the same patient ID Re-attending between 3 & 9 months - Adults	3,210	5,124	62.6%	49.1%	52.0%	51.1%
% of FP17s for Band 1 Urgent Courses	341	6,137	5.6%	9.1%	8.0%	9.0%
% of FP17s Relating to Free Repair or Replacements	110	6,137	1.8%	0.7%	0.8%	0.8%
% of FP17s Relating to Continuations	46	6,137	0.7%	1.0%	0.9%	0.9%
% of Patients satisfied with the dentistry they have received	3	4	N/A	93.6%	93.5%	93.3%
% of Patients satisfied with the time they had to wait for an appointment	4	4	N/A	88.4%	89.1%	88.9%

* This is based on patients treated on this contract for their most recent course of treatment. Figures in italics indicate the base number of FP17s or Patient Questionnaire responses are less than 100. N/A is shown where the base number of responses is less than 10 during the period. % is calculated as Quantity/Base number*100

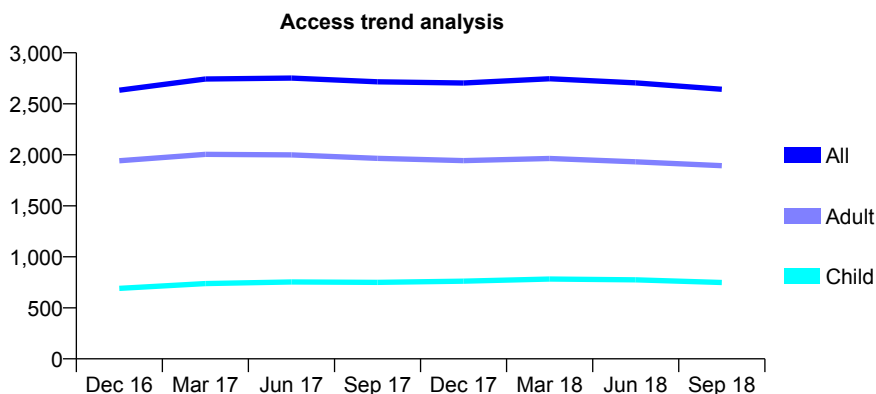
Q56 - Vital Signs At a Glance Contract Report for 264113/0001 - September 2018

Name or company name	MISS O OMOREGIE
Contract type name	GDS Contract
Purpose of contract	General
Contract start date	20/12/2007
Contract end date	

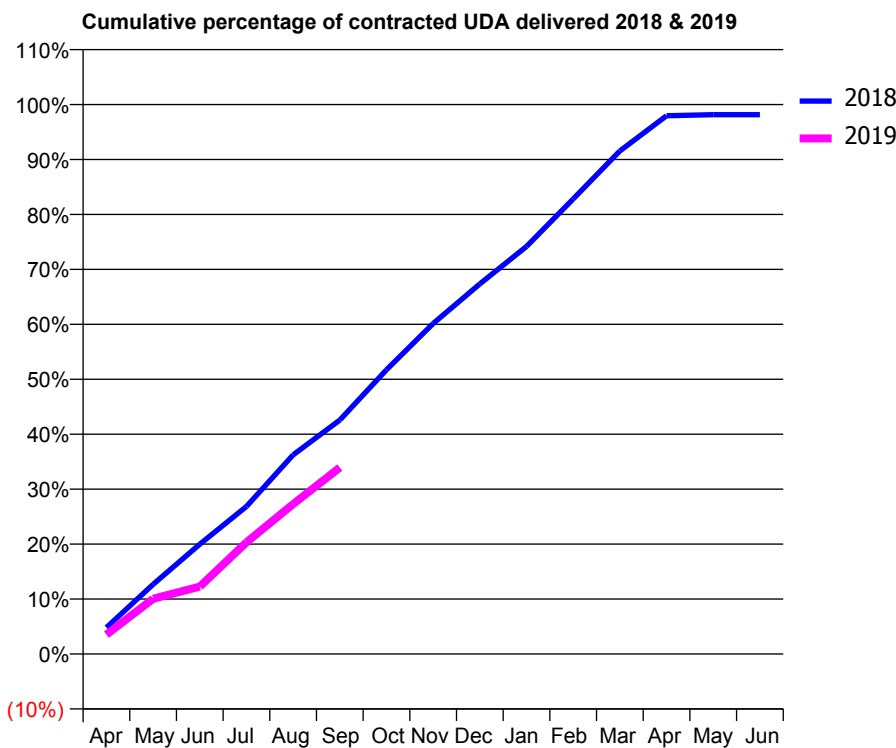
18/19 Contracted general activity (UDA)	6,666
Carry forward general activity (UDA)	0
18/19 Contracted orthodontic activity (UOA)	0
Carry forward orthodontic activity (UOA)	0
Baseline contract value	£179,800.61

ACCESS*

Patients seen in 24 months	Total	Change since previous quarter
Quarter ending September 2017	2,716	
Quarter ending December 2017	2,704	→
Quarter ending March 2018	2,746	→
Quarter ending June 2018	2,705	↓
Quarter ending September 2018	2,642	↓
Variance since September 2017	(2.7%)	↓



ACTIVITY



Adjusted Scheduled Activity (UDA)		
Month	2018	2019
April	321	235
May	845	670
June	1,332	818
July	1,790	1,355
August	2,415	1,819
September	2,838	2,262
October	3,449	
November	4,010	
December	4,489	
January	4,944	
February	5,520	
March	6,103	
April	6,530	
May	6,542	
June	6,542	

QUALITY

	Quantity	Base Number	Contract	AT	Region	England
% of FP17s for the same patient ID Re-attending within 3 months - Children	35	468	7.5%	10.6%	11.4%	11.6%
% of FP17s for the same patient ID Re-attending within 3 months - Adults	141	1,117	12.6%	14.0%	15.0%	15.5%
% of FP17s for the same patient ID Re-attending between 3 & 9 months - Children	304	468	65.0%	59.8%	59.9%	58.8%
% of FP17s for the same patient ID Re-attending between 3 & 9 months - Adults	686	1,117	61.4%	49.1%	52.0%	51.1%
% of FP17s for Band 1 Urgent Courses	46	1,402	3.3%	9.1%	8.0%	9.0%
% of FP17s Relating to Free Repair or Replacements	13	1,402	0.9%	0.7%	0.8%	0.8%
% of FP17s Relating to Continuations	38	1,402	2.7%	1.0%	0.9%	0.9%
% of Patients satisfied with the dentistry they have received	0	0	N/A	93.6%	93.5%	93.3%
% of Patients satisfied with the time they had to wait for an appointment	0	0	N/A	88.4%	89.1%	88.9%

* This is based on patients treated on this contract for their most recent course of treatment. Figures in italics indicate the base number of FP17s or Patient Questionnaire responses are less than 100. N/A is shown where the base number of responses is less than 10 during the period. % is calculated as Quantity/Base number*100

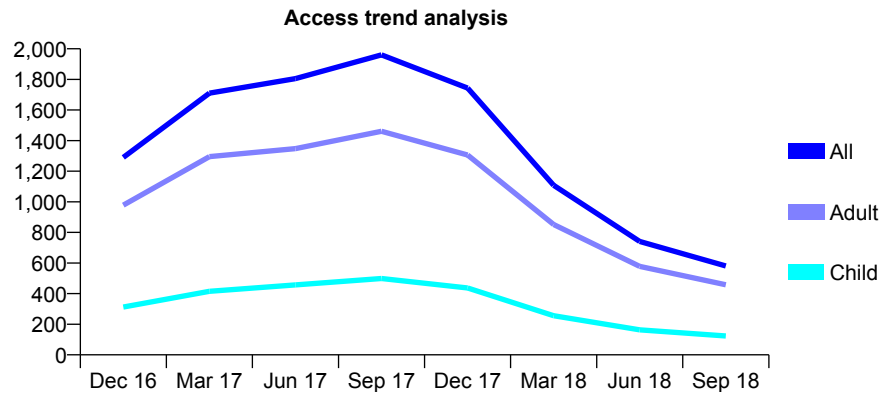
Q56 - Vital Signs At a Glance Contract Report for 277932/0002 - September 2018

Name or company name	MR IO OSHIGA
Contract type name	GDS Contract
Purpose of contract	General
Contract start date	01/04/2012
Contract end date	

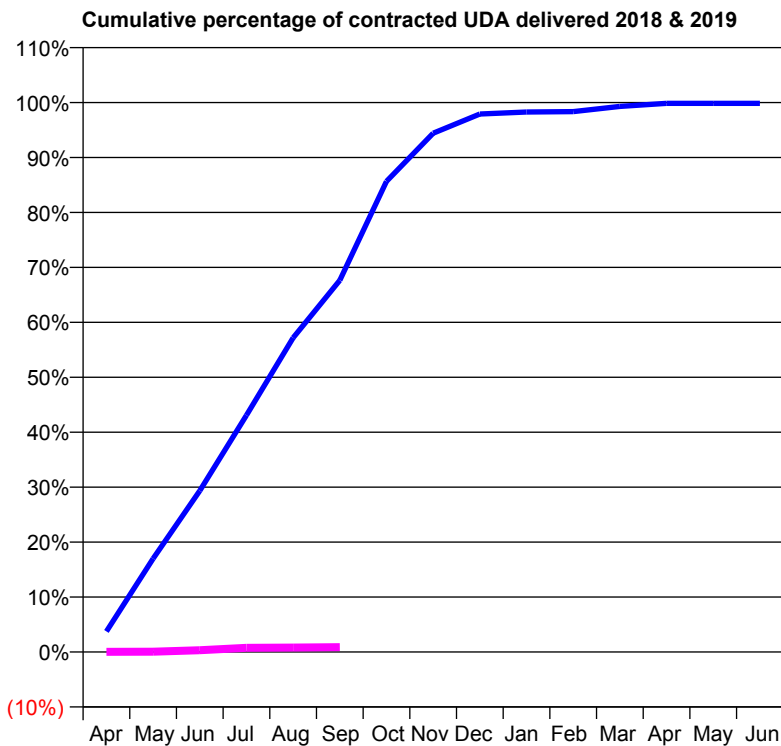
18/19 Contracted general activity (UDA)	4,320
Carry forward general activity (UDA)	0
18/19 Contracted orthodontic activity (UOA)	0
Carry forward orthodontic activity (UOA)	0
Baseline contract value	£111,490.92

ACCESS*

Patients seen in 24 months	Total	Change since previous quarter
Quarter ending September 2017	1,960	
Quarter ending December 2017	1,743	↓
Quarter ending March 2018	1,108	↓
Quarter ending June 2018	741	↓
Quarter ending September 2018	581	↓
Variance since September 2017	(70.4%)	↓



ACTIVITY



Month	Adjusted Scheduled Activity (UDA)	
	2018	2019
April	162	1
May	734	2
June	1,268	14
July	1,861	33
August	2,470	36
September	2,922	39
October	3,700	
November	4,078	
December	4,230	
January	4,246	
February	4,249	
March	4,290	
April	4,314	
May	4,314	
June	4,314	

QUALITY

	Quantity	Base Number	Contract	AT	Region	England
% of FP17s for the same patient ID Re-attending within 3 months - Children	0	6	0.0%	10.6%	11.4%	11.6%
% of FP17s for the same patient ID Re-attending within 3 months - Adults	0	15	0.0%	14.0%	15.0%	15.5%
% of FP17s for the same patient ID Re-attending between 3 & 9 months - Children	2	6	33.3%	59.8%	59.9%	58.8%
% of FP17s for the same patient ID Re-attending between 3 & 9 months - Adults	9	15	60.0%	49.1%	52.0%	51.1%
% of FP17s for Band 1 Urgent Courses	3	19	15.8%	9.1%	8.0%	9.0%
% of FP17s Relating to Free Repair or Replacements	1	19	5.3%	0.7%	0.8%	0.8%
% of FP17s Relating to Continuations	0	19	0.0%	1.0%	0.9%	0.9%
% of Patients satisfied with the dentistry they have received	1	1	N/A	93.6%	93.5%	93.3%
% of Patients satisfied with the time they had to wait for an appointment	1	1	N/A	88.4%	89.1%	88.9%

* This is based on patients treated on this contract for their most recent course of treatment. Figures in italics indicate the base number of FP17s or Patient Questionnaire responses are less than 100. N/A is shown where the base number of responses is less than 10 during the period. % is calculated as Quantity/Base number*100

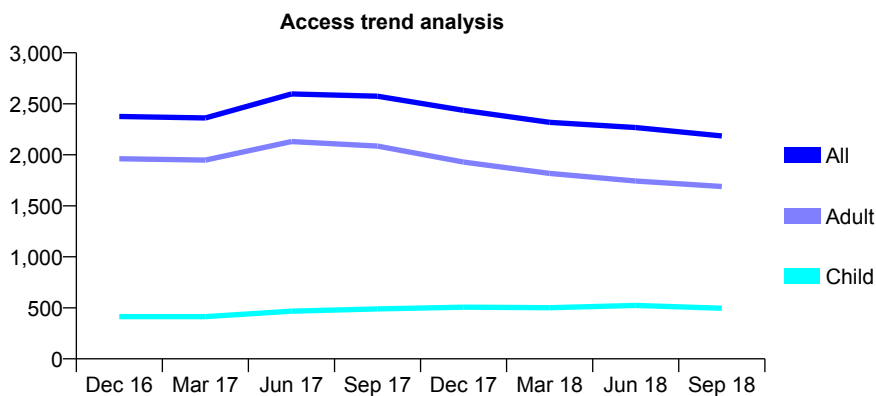
Q56 - Vital Signs At a Glance Contract Report for 282782/0001 - September 2018

Name or company name	DR J SALEH
Contract type name	GDS Contract
Purpose of contract	General
Contract start date	23/07/2015
Contract end date	

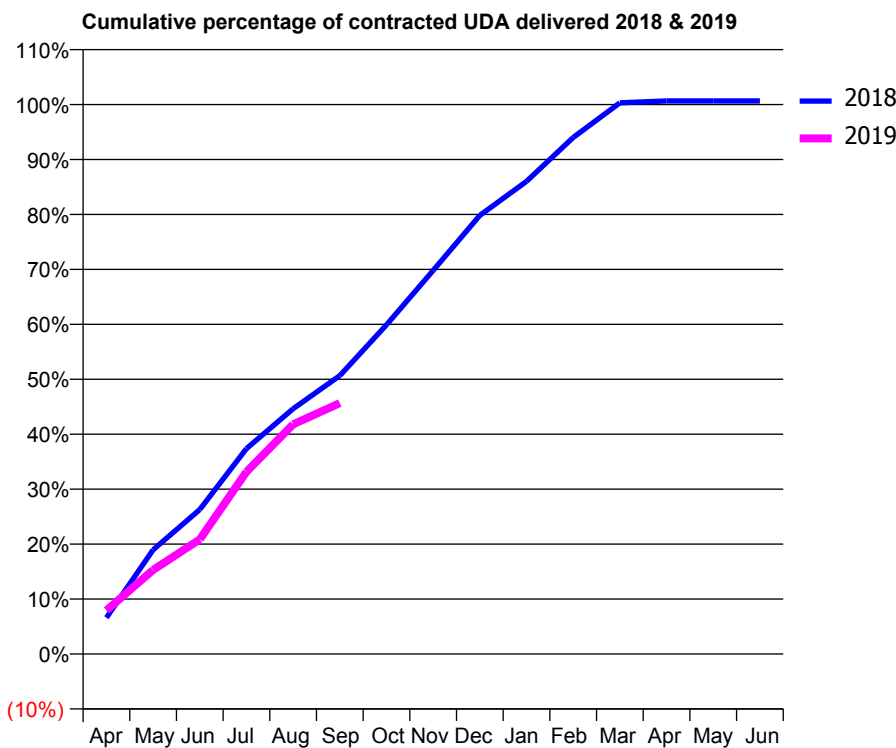
18/19 Contracted general activity (UDA)	9,575
Carry forward general activity (UDA)	0
18/19 Contracted orthodontic activity (UOA)	0
Carry forward orthodontic activity (UOA)	0
Baseline contract value	£205,870.66

ACCESS*

Patients seen in 24 months	Total	Change since previous quarter
Quarter ending September 2017	2,574	
Quarter ending December 2017	2,436	↓
Quarter ending March 2018	2,318	↓
Quarter ending June 2018	2,267	↓
Quarter ending September 2018	2,185	↓
Variance since September 2017	(15.1%)	↓



ACTIVITY



Month	Adjusted Scheduled Activity (UDA)	
	2018	2019
April	633	760
May	1,816	1,465
June	2,518	1,997
July	3,580	3,174
August	4,275	4,002
September	4,851	4,371
October	5,735	
November	6,683	
December	7,643	
January	8,236	
February	9,001	
March	9,605	
April	9,637	
May	9,637	
June	9,637	

QUALITY

	Quantity	Base Number	Contract	AT	Region	England
% of FP17s for the same patient ID Re-attending within 3 months - Children	36	339	10.6%	10.6%	11.4%	11.6%
% of FP17s for the same patient ID Re-attending within 3 months - Adults	100	1,039	9.6%	14.0%	15.0%	15.5%
% of FP17s for the same patient ID Re-attending between 3 & 9 months - Children	186	339	54.9%	59.8%	59.9%	58.8%
% of FP17s for the same patient ID Re-attending between 3 & 9 months - Adults	687	1,039	66.1%	49.1%	52.0%	51.1%
% of FP17s for Band 1 Urgent Courses	42	1,365	3.1%	9.1%	8.0%	9.0%
% of FP17s Relating to Free Repair or Replacements	14	1,365	1.0%	0.7%	0.8%	0.8%
% of FP17s Relating to Continuations	5	1,365	0.4%	1.0%	0.9%	0.9%
% of Patients satisfied with the dentistry they have received	2	2	N/A	93.6%	93.5%	93.3%
% of Patients satisfied with the time they had to wait for an appointment	2	2	N/A	88.4%	89.1%	88.9%

* This is based on patients treated on this contract for their most recent course of treatment. Figures in italics indicate the base number of FP17s or Patient Questionnaire responses are less than 100. N/A is shown where the base number of responses is less than 10 during the period. % is calculated as Quantity/Base number*100

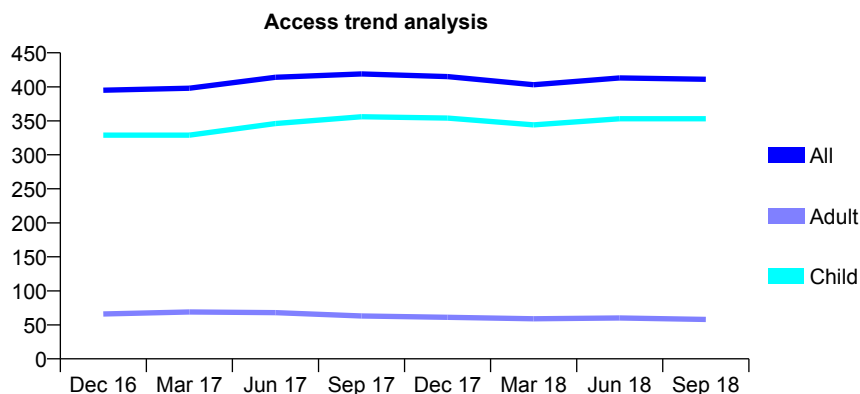
Q56 - Vital Signs At a Glance Contract Report for 299022/0001 - September 2018

Name or company name	MR G KARATZOPOULOS
Contract type name	GDS Contract
Purpose of contract	General and Orthodontic
Contract start date	01/08/2012
Contract end date	

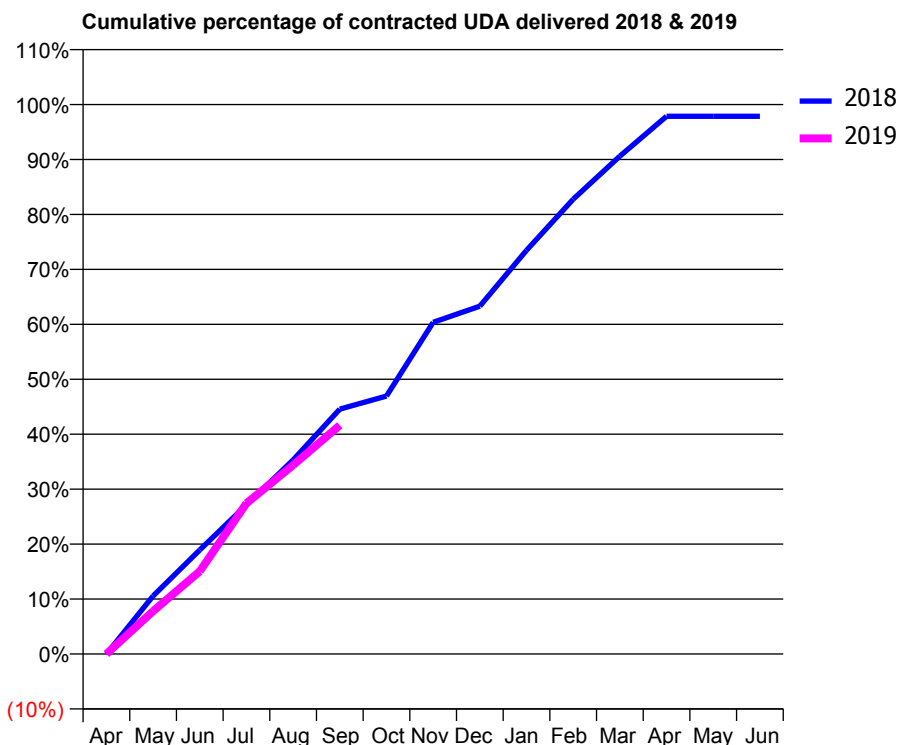
18/19 Contracted general activity (UDA)	551
Carry forward general activity (UDA)	0
18/19 Contracted orthodontic activity (UOA)	900
Carry forward orthodontic activity (UOA)	0
Baseline contract value	£71,571.06

ACCESS*

Patients seen in 24 months	Total	Change since previous quarter
Quarter ending September 2017	419	
Quarter ending December 2017	415	→
Quarter ending March 2018	403	↓
Quarter ending June 2018	413	↑
Quarter ending September 2018	411	→
Variance since September 2017	(1.9%)	↓



ACTIVITY



Month	Adjusted Scheduled Activity (UDA)	
	2018	2019
April	0	0
May	58	43
June	104	83
July	150	151
August	195	189
September	246	229
October	259	
November	333	
December	349	
January	405	
February	456	
March	499	
April	539	
May	539	
June	539	

QUALITY

	Quantity	Base Number	Contract	AT	Region	England
% of FP17s for the same patient ID Re-attending within 3 months - Children	21	259	8.1%	10.6%	11.4%	11.6%
% of FP17s for the same patient ID Re-attending within 3 months - Adults	0	9	0.0%	14.0%	15.0%	15.5%
% of FP17s for the same patient ID Re-attending between 3 & 9 months - Children	109	259	42.1%	59.8%	59.9%	58.8%
% of FP17s for the same patient ID Re-attending between 3 & 9 months - Adults	4	9	44.4%	49.1%	52.0%	51.1%
% of FP17s for Band 1 Urgent Courses	2	191	1.0%	9.1%	8.0%	9.0%
% of FP17s Relating to Free Repair or Replacements	0	191	0.0%	0.7%	0.8%	0.8%
% of FP17s Relating to Continuations	0	191	0.0%	1.0%	0.9%	0.9%
% of Patients satisfied with the dentistry they have received	0	0	N/A	93.6%	93.5%	93.3%
% of Patients satisfied with the time they had to wait for an appointment	0	0	N/A	88.4%	89.1%	88.9%

* This is based on patients treated on this contract for their most recent course of treatment. Figures in italics indicate the base number of FP17s or Patient Questionnaire responses are less than 100. N/A is shown where the base number of responses is less than 10 during the period. % is calculated as Quantity/Base number*100

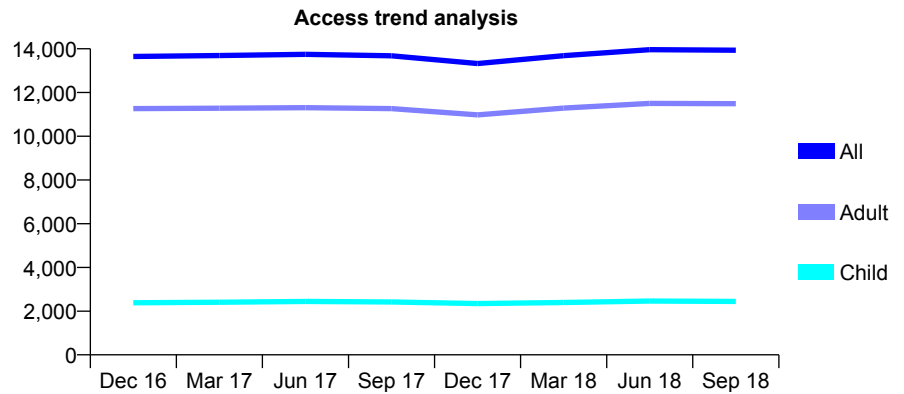
Q56 - Vital Signs At a Glance Contract Report for 329185/0001 - September 2018

Name or company name	MR HS SKOYLES
Contract type name	GDS Contract
Purpose of contract	General and Orthodontic
Contract start date	01/04/2006
Contract end date	

18/19 Contracted general activity (UDA)	42,279
Carry forward general activity (UDA)	0
18/19 Contracted orthodontic activity (UOA)	1,200
Carry forward orthodontic activity (UOA)	0
Baseline contract value	£1,154,405.94

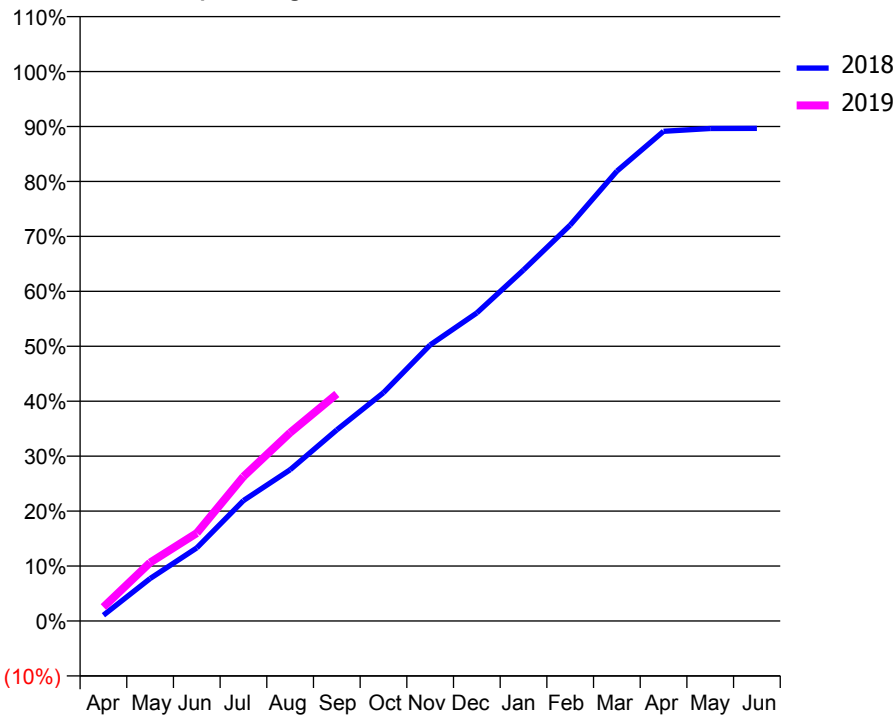
ACCESS*

Patients seen in 24 months	Total	Change since previous quarter
Quarter ending September 2017	13,682	
Quarter ending December 2017	13,323	↓
Quarter ending March 2018	13,685	↑
Quarter ending June 2018	13,959	↑
Quarter ending September 2018	13,936	→
Variance since September 2017	1.9%	→



ACTIVITY

Cumulative percentage of contracted UDA delivered 2018 & 2019



Month	Adjusted Scheduled Activity (UDA)	
	2018	2019
April	447	1,069
May	3,271	4,500
June	5,628	6,769
July	9,272	11,121
August	11,636	14,488
September	14,711	17,464
October	17,575	
November	21,245	
December	23,706	
January	27,011	
February	30,472	
March	34,613	
April	37,677	
May	37,898	
June	37,901	

QUALITY

	Quantity	Base Number	Contract	AT	Region	England
% of FP17s for the same patient ID Re-attending within 3 months - Children	200	2,245	8.9%	10.6%	11.4%	11.6%
% of FP17s for the same patient ID Re-attending within 3 months - Adults	1,428	8,897	16.1%	14.0%	15.0%	15.5%
% of FP17s for the same patient ID Re-attending between 3 & 9 months - Children	1,363	2,245	60.7%	59.8%	59.9%	58.8%
% of FP17s for the same patient ID Re-attending between 3 & 9 months - Adults	4,777	8,897	53.7%	49.1%	52.0%	51.1%
% of FP17s for Band 1 Urgent Courses	665	9,319	7.1%	9.1%	8.0%	9.0%
% of FP17s Relating to Free Repair or Replacements	116	9,319	1.2%	0.7%	0.8%	0.8%
% of FP17s Relating to Continuations	147	9,319	1.6%	1.0%	0.9%	0.9%
% of Patients satisfied with the dentistry they have received	24	26	92.3%	93.6%	93.5%	93.3%
% of Patients satisfied with the time they had to wait for an appointment	23	26	88.5%	88.4%	89.1%	88.9%

* This is based on patients treated on this contract for their most recent course of treatment. Figures in italics indicate the base number of FP17s or Patient Questionnaire responses are less than 100. N/A is shown where the base number of responses is less than 10 during the period. % is calculated as Quantity/Base number*100

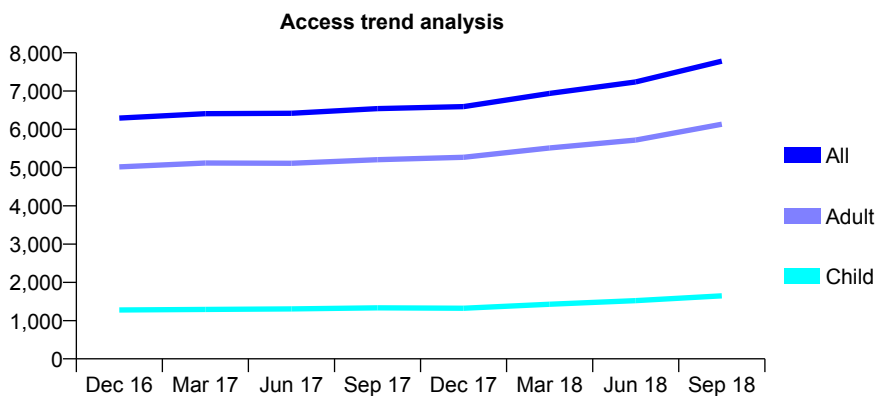
Q56 - Vital Signs At a Glance Contract Report for 329541/0002 - September 2018

Name or company name	MR GN BAXTER
Contract type name	GDS Contract
Purpose of contract	General
Contract start date	16/12/2007
Contract end date	

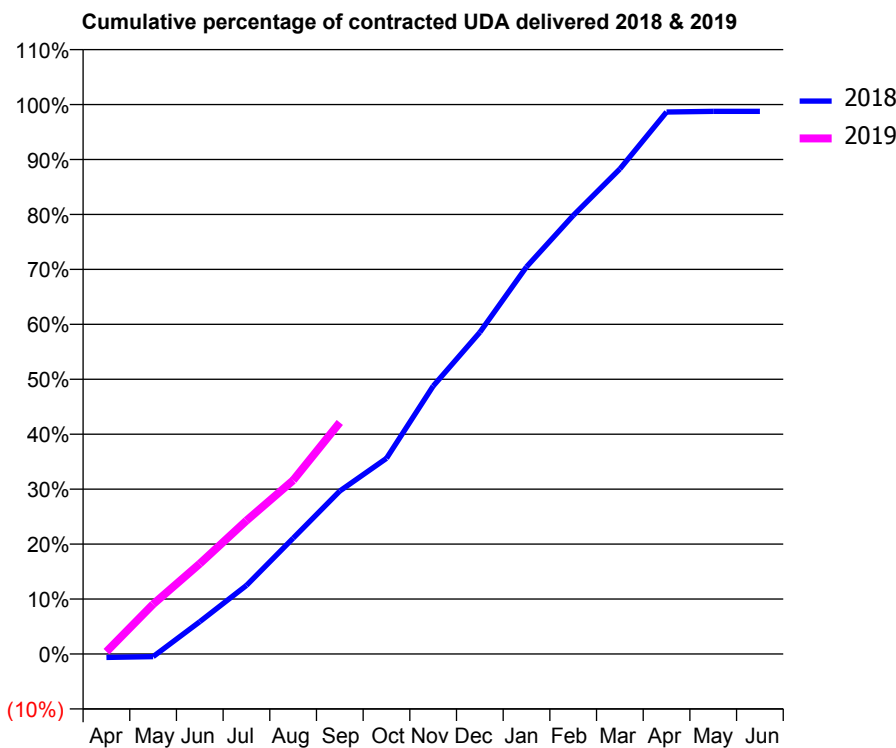
18/19 Contracted general activity (UDA)	24,749
Carry forward general activity (UDA)	0
18/19 Contracted orthodontic activity (UOA)	0
Carry forward orthodontic activity (UOA)	0
Baseline contract value	£578,570.74

ACCESS*

Patients seen in 24 months	Total	Change since previous quarter
Quarter ending September 2017	6,541	
Quarter ending December 2017	6,593	→
Quarter ending March 2018	6,938	↑
Quarter ending June 2018	7,240	↑
Quarter ending September 2018	7,781	↑
Variance since September 2017	19.0%	↑



ACTIVITY



Adjusted Scheduled Activity (UDA)		
Month	2018	2019
April	-130	106
May	-100	2,243
June	1,169	4,068
July	2,482	6,007
August	4,191	7,823
September	5,902	10,428
October	7,082	
November	9,700	
December	11,646	
January	14,016	
February	15,873	
March	17,557	
April	19,620	
May	19,642	
June	19,642	

QUALITY

	Quantity	Base Number	Contract	AT	Region	England
% of FP17s for the same patient ID Re-attending within 3 months - Children	40	1,088	3.7%	10.6%	11.4%	11.6%
% of FP17s for the same patient ID Re-attending within 3 months - Adults	444	3,862	11.5%	14.0%	15.0%	15.5%
% of FP17s for the same patient ID Re-attending between 3 & 9 months - Children	473	1,088	43.5%	59.8%	59.9%	58.8%
% of FP17s for the same patient ID Re-attending between 3 & 9 months - Adults	1,674	3,862	43.3%	49.1%	52.0%	51.1%
% of FP17s for Band 1 Urgent Courses	580	4,177	13.9%	9.1%	8.0%	9.0%
% of FP17s Relating to Free Repair or Replacements	13	4,177	0.3%	0.7%	0.8%	0.8%
% of FP17s Relating to Continuations	5	4,177	0.1%	1.0%	0.9%	0.9%
% of Patients satisfied with the dentistry they have received	3	4	N/A	93.6%	93.5%	93.3%
% of Patients satisfied with the time they had to wait for an appointment	4	4	N/A	88.4%	89.1%	88.9%

* This is based on patients treated on this contract for their most recent course of treatment. Figures in italics indicate the base number of FP17s or Patient Questionnaire responses are less than 100. N/A is shown where the base number of responses is less than 10 during the period. % is calculated as Quantity/Base number*100

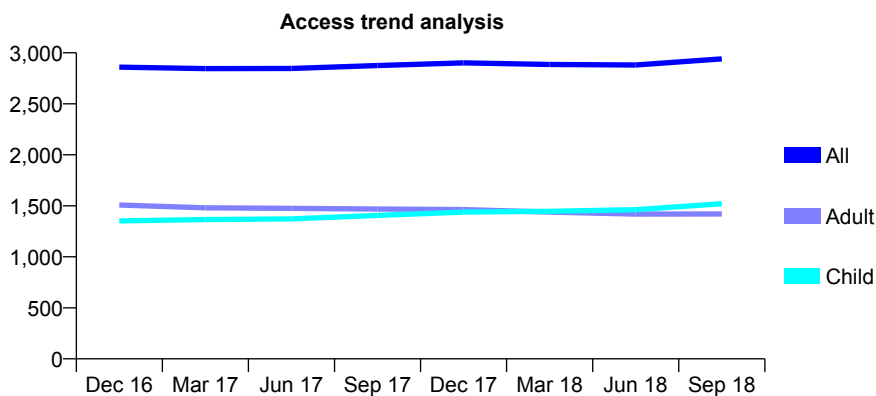
Q56 - Vital Signs At a Glance Contract Report for 329630/0003 - September 2018

Name or company name	MR PJ BROWN
Contract type name	GDS Contract
Purpose of contract	General
Contract start date	01/01/2013
Contract end date	

18/19 Contracted general activity (UDA)	7,768
Carry forward general activity (UDA)	0
18/19 Contracted orthodontic activity (UOA)	0
Carry forward orthodontic activity (UOA)	0
Baseline contract value	£190,677.83

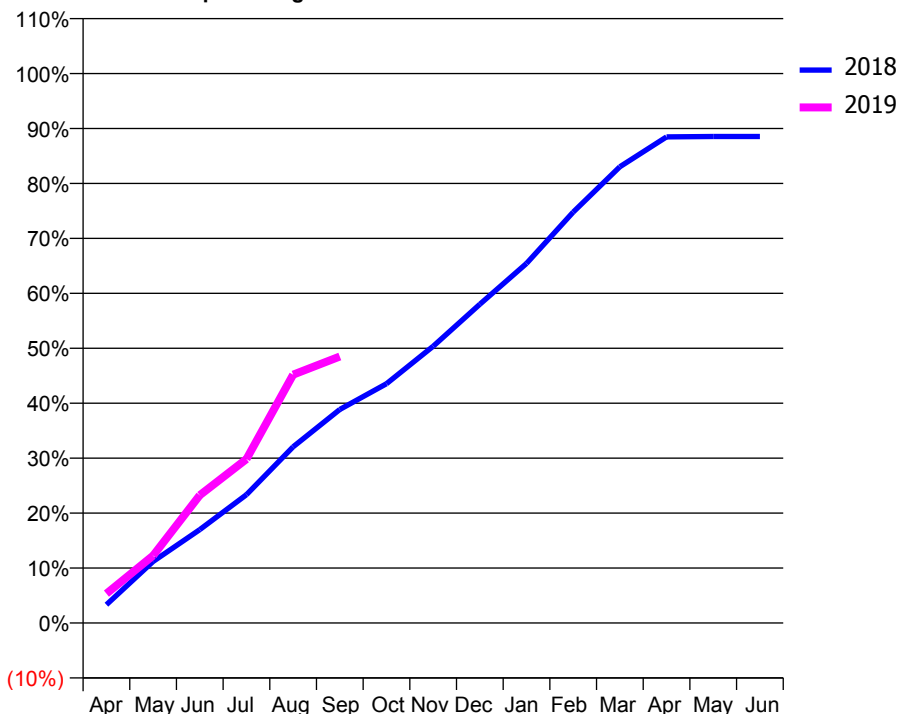
ACCESS*

Patients seen in 24 months	Total	Change since previous quarter
Quarter ending September 2017	2,875	
Quarter ending December 2017	2,901	→
Quarter ending March 2018	2,885	→
Quarter ending June 2018	2,881	→
Quarter ending September 2018	2,941	↑
Variance since September 2017	2.3%	↑



ACTIVITY

Cumulative percentage of contracted UDA delivered 2018 & 2019



Adjusted Scheduled Activity (UDA)

Month	2018	2019
April	259	416
May	870	953
June	1,320	1,807
July	1,814	2,318
August	2,491	3,511
September	3,019	3,767
October	3,383	
November	3,913	
December	4,506	
January	5,084	
February	5,809	
March	6,449	
April	6,871	
May	6,877	
June	6,877	

QUALITY

	Quantity	Base Number	Contract	AT	Region	England
% of FP17s for the same patient ID Re-attending within 3 months - Children	129	1,388	9.3%	10.6%	11.4%	11.6%
% of FP17s for the same patient ID Re-attending within 3 months - Adults	141	991	14.2%	14.0%	15.0%	15.5%
% of FP17s for the same patient ID Re-attending between 3 & 9 months - Children	693	1,388	49.9%	59.8%	59.9%	58.8%
% of FP17s for the same patient ID Re-attending between 3 & 9 months - Adults	437	991	44.1%	49.1%	52.0%	51.1%
% of FP17s for Band 1 Urgent Courses	100	2,156	4.6%	9.1%	8.0%	9.0%
% of FP17s Relating to Free Repair or Replacements	16	2,156	0.7%	0.7%	0.8%	0.8%
% of FP17s Relating to Continuations	19	2,156	0.9%	1.0%	0.9%	0.9%
% of Patients satisfied with the dentistry they have received	0	0	N/A	93.6%	93.5%	93.3%
% of Patients satisfied with the time they had to wait for an appointment	0	0	N/A	88.4%	89.1%	88.9%

* This is based on patients treated on this contract for their most recent course of treatment. Figures in italics indicate the base number of FP17s or Patient Questionnaire responses are less than 100. N/A is shown where the base number of responses is less than 10 during the period. % is calculated as Quantity/Base number*100

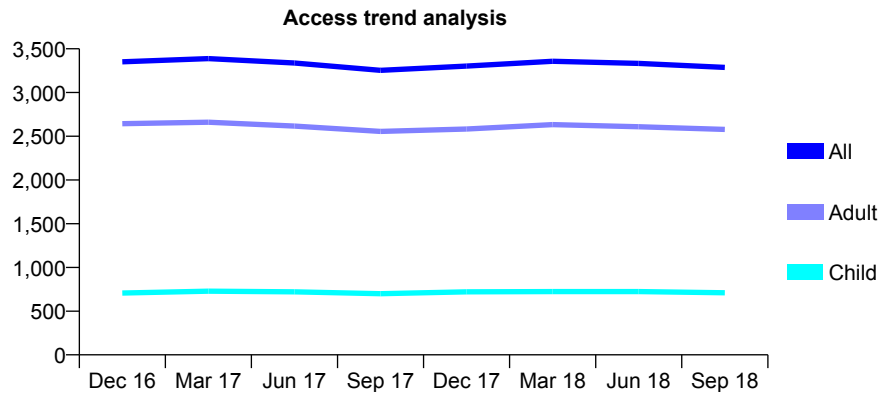
Q56 - Vital Signs At a Glance Contract Report for 337315/0001 - September 2018

Name or company name	MR DN ABDAAH
Contract type name	GDS Contract
Purpose of contract	General
Contract start date	01/04/2006
Contract end date	

18/19 Contracted general activity (UDA)	8,749
Carry forward general activity (UDA)	0
18/19 Contracted orthodontic activity (UOA)	0
Carry forward orthodontic activity (UOA)	0
Baseline contract value	£251,584.86

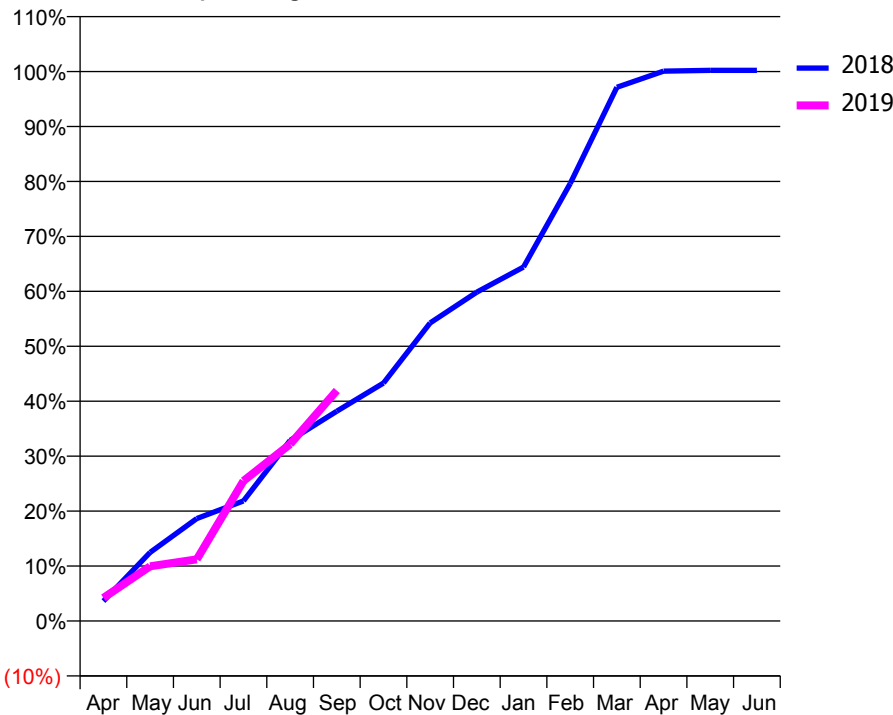
ACCESS*

Patients seen in 24 months	Total	Change since previous quarter
Quarter ending September 2017	3,254	
Quarter ending December 2017	3,303	→
Quarter ending March 2018	3,357	→
Quarter ending June 2018	3,333	→
Quarter ending September 2018	3,288	↓
Variance since September 2017	1.0%	→



ACTIVITY

Cumulative percentage of contracted UDA delivered 2018 & 2019



Month	Adjusted Scheduled Activity (UDA)	
	2018	2019
April	318	369
May	1,092	872
June	1,632	983
July	1,912	2,231
August	2,875	2,817
September	3,341	3,670
October	3,789	
November	4,746	
December	5,238	
January	5,636	
February	6,966	
March	8,498	
April	8,755	
May	8,767	
June	8,767	

QUALITY

	Quantity	Base Number	Contract	AT	Region	England
% of FP17s for the same patient ID Re-attending within 3 months - Children	23	452	5.1%	10.6%	11.4%	11.6%
% of FP17s for the same patient ID Re-attending within 3 months - Adults	179	1,639	10.9%	14.0%	15.0%	15.5%
% of FP17s for the same patient ID Re-attending between 3 & 9 months - Children	266	452	58.8%	59.8%	59.9%	58.8%
% of FP17s for the same patient ID Re-attending between 3 & 9 months - Adults	995	1,639	60.7%	49.1%	52.0%	51.1%
% of FP17s for Band 1 Urgent Courses	34	1,984	1.7%	9.1%	8.0%	9.0%
% of FP17s Relating to Free Repair or Replacements	20	1,984	1.0%	0.7%	0.8%	0.8%
% of FP17s Relating to Continuations	20	1,984	1.0%	1.0%	0.9%	0.9%
% of Patients satisfied with the dentistry they have received	1	2	N/A	93.6%	93.5%	93.3%
% of Patients satisfied with the time they had to wait for an appointment	1	2	N/A	88.4%	89.1%	88.9%

* This is based on patients treated on this contract for their most recent course of treatment. Figures in italics indicate the base number of FP17s or Patient Questionnaire responses are less than 100. N/A is shown where the base number of responses is less than 10 during the period. % is calculated as Quantity/Base number*100

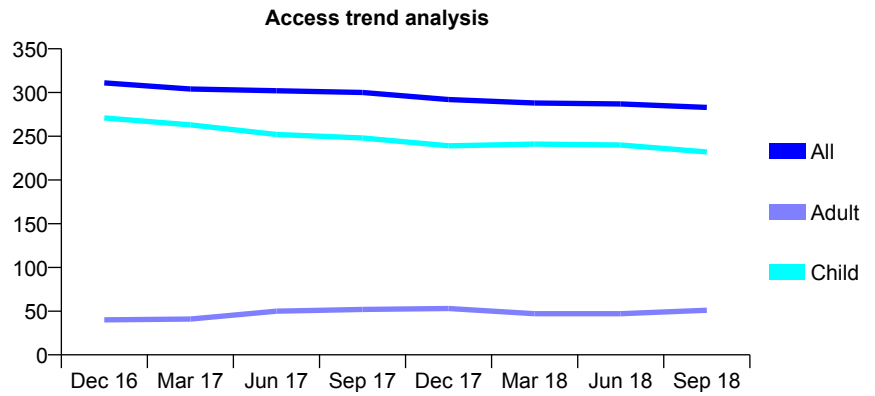
Q56 - Vital Signs At a Glance Contract Report for 344524/0001 - September 2018

Name or company name	MR RL PILCHER
Contract type name	GDS Contract
Purpose of contract	General
Contract start date	01/04/2006
Contract end date	

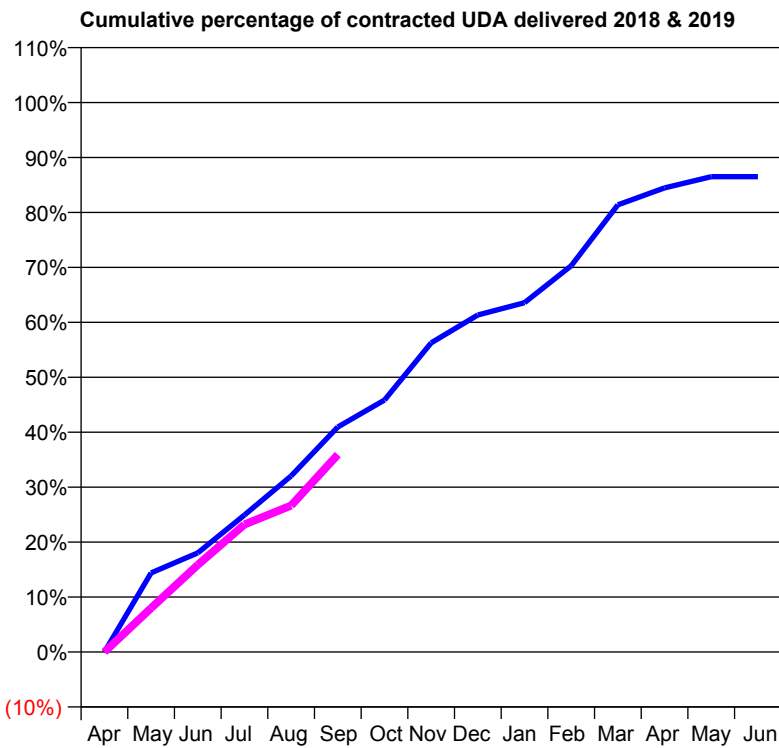
18/19 Contracted general activity (UDA)	550
Carry forward general activity (UDA)	0
18/19 Contracted orthodontic activity (UOA)	0
Carry forward orthodontic activity (UOA)	0
Baseline contract value	£11,825.37

ACCESS*

Patients seen in 24 months	Total	Change since previous quarter
Quarter ending September 2017	300	
Quarter ending December 2017	292	↓
Quarter ending March 2018	288	↓
Quarter ending June 2018	287	→
Quarter ending September 2018	283	↓
Variance since September 2017	(5.7%)	↓



ACTIVITY



Month	Adjusted Scheduled Activity (UDA)	
	2018	2019
April	0	0
May	79	44
June	99	87
July	137	128
August	176	147
September	225	198
October	252	
November	309	
December	337	
January	350	
February	387	
March	448	
April	465	
May	476	
June	476	

QUALITY

	Quantity	Base Number	Contract	AT	Region	England
% of FP17s for the same patient ID Re-attending within 3 months - Children	11	188	5.9%	10.6%	11.4%	11.6%
% of FP17s for the same patient ID Re-attending within 3 months - Adults	1	13	7.7%	14.0%	15.0%	15.5%
% of FP17s for the same patient ID Re-attending between 3 & 9 months - Children	131	188	69.7%	59.8%	59.9%	58.8%
% of FP17s for the same patient ID Re-attending between 3 & 9 months - Adults	8	13	61.5%	49.1%	52.0%	51.1%
% of FP17s for Band 1 Urgent Courses	3	179	1.7%	9.1%	8.0%	9.0%
% of FP17s Relating to Free Repair or Replacements	0	179	0.0%	0.7%	0.8%	0.8%
% of FP17s Relating to Continuations	0	179	0.0%	1.0%	0.9%	0.9%
% of Patients satisfied with the dentistry they have received	0	0	N/A	93.6%	93.5%	93.3%
% of Patients satisfied with the time they had to wait for an appointment	0	0	N/A	88.4%	89.1%	88.9%

* This is based on patients treated on this contract for their most recent course of treatment. Figures in italics indicate the base number of FP17s or Patient Questionnaire responses are less than 100. N/A is shown where the base number of responses is less than 10 during the period. % is calculated as Quantity/Base number*100

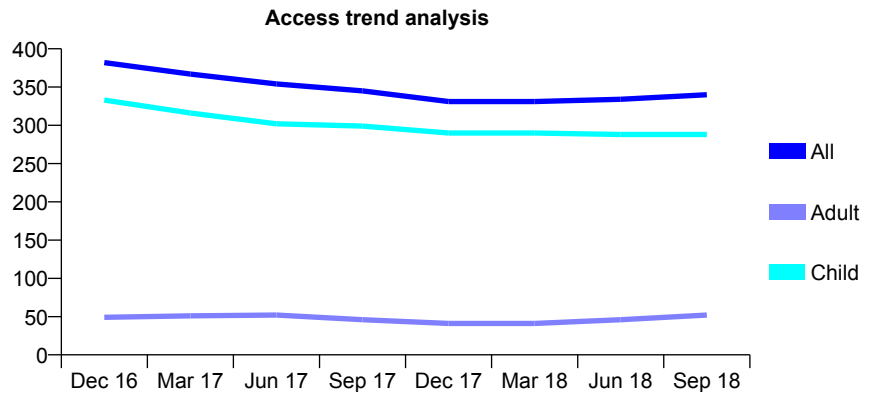
Q56 - Vital Signs At a Glance Contract Report for 344958/0001 - September 2018

Name or company name	MS X RUI
Contract type name	GDS Contract
Purpose of contract	General
Contract start date	01/04/2006
Contract end date	

18/19 Contracted general activity (UDA)	688
Carry forward general activity (UDA)	0
18/19 Contracted orthodontic activity (UOA)	0
Carry forward orthodontic activity (UOA)	0
Baseline contract value	£16,239.30

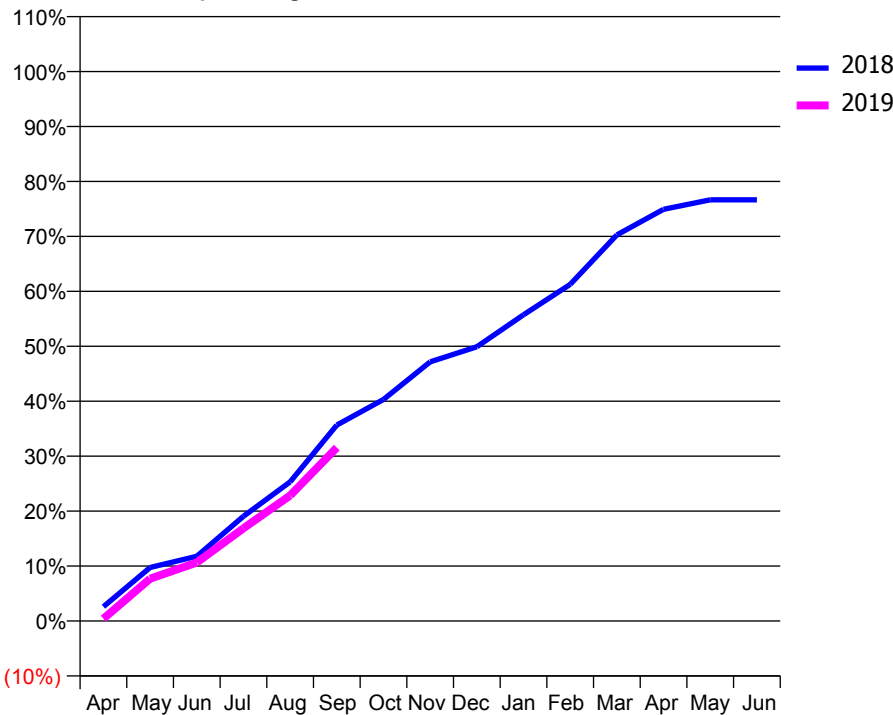
ACCESS*

Patients seen in 24 months	Total	Change since previous quarter
Quarter ending September 2017	345	
Quarter ending December 2017	331	↓
Quarter ending March 2018	331	→
Quarter ending June 2018	334	→
Quarter ending September 2018	340	→
Variance since September 2017	(1.4%)	↓



ACTIVITY

Cumulative percentage of contracted UDA delivered 2018 & 2019



Month	Adjusted Scheduled Activity (UDA)	
	2018	2019
April	18	3
May	67	53
June	81	73
July	131	116
August	174	157
September	245	217
October	277	
November	324	
December	343	
January	383	
February	421	
March	483	
April	515	
May	527	
June	527	

QUALITY

	Quantity	Base Number	Contract	AT	Region	England
% of FP17s for the same patient ID Re-attending within 3 months - Children	7	219	3.2%	10.6%	11.4%	11.6%
% of FP17s for the same patient ID Re-attending within 3 months - Adults	0	12	0.0%	14.0%	15.0%	15.5%
% of FP17s for the same patient ID Re-attending between 3 & 9 months - Children	130	219	59.4%	59.8%	59.9%	58.8%
% of FP17s for the same patient ID Re-attending between 3 & 9 months - Adults	7	12	58.3%	49.1%	52.0%	51.1%
% of FP17s for Band 1 Urgent Courses	1	192	0.5%	9.1%	8.0%	9.0%
% of FP17s Relating to Free Repair or Replacements	0	192	0.0%	0.7%	0.8%	0.8%
% of FP17s Relating to Continuations	0	192	0.0%	1.0%	0.9%	0.9%
% of Patients satisfied with the dentistry they have received	0	0	N/A	93.6%	93.5%	93.3%
% of Patients satisfied with the time they had to wait for an appointment	0	0	N/A	88.4%	89.1%	88.9%

* This is based on patients treated on this contract for their most recent course of treatment. Figures in italics indicate the base number of FP17s or Patient Questionnaire responses are less than 100. N/A is shown where the base number of responses is less than 10 during the period. % is calculated as Quantity/Base number*100

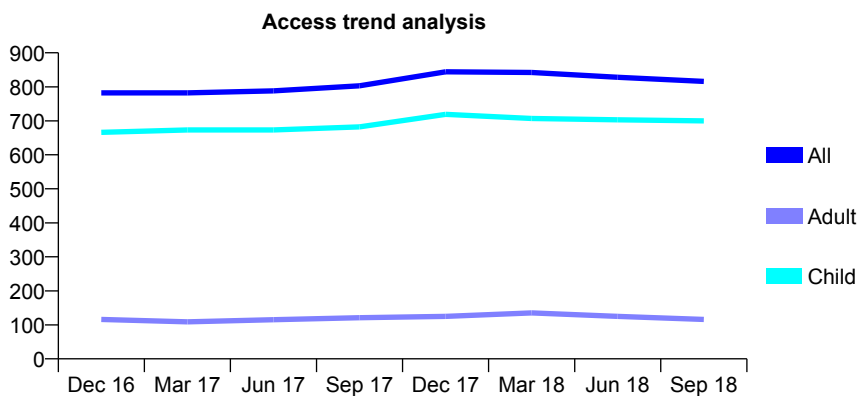
Q56 - Vital Signs At a Glance Contract Report for 567493/0001 - September 2018

Name or company name	MR WJ POULTER
Contract type name	GDS Contract
Purpose of contract	General
Contract start date	01/04/2006
Contract end date	

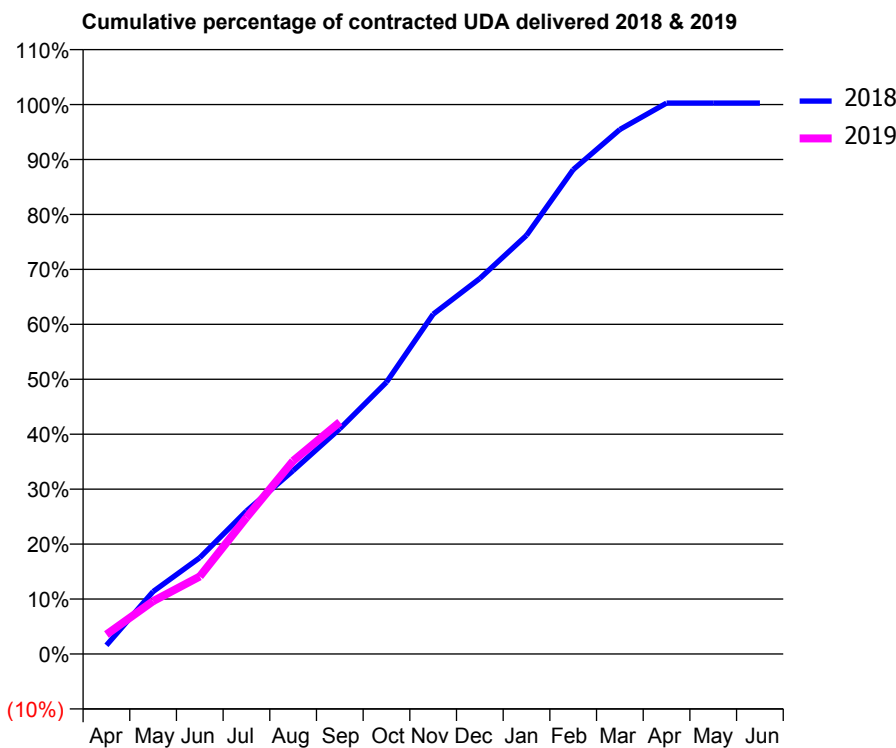
18/19 Contracted general activity (UDA)	2,077
Carry forward general activity (UDA)	0
18/19 Contracted orthodontic activity (UOA)	0
Carry forward orthodontic activity (UOA)	0
Baseline contract value	£41,383.73

ACCESS*

Patients seen in 24 months	Total	Change since previous quarter
Quarter ending September 2017	803	
Quarter ending December 2017	844	↑
Quarter ending March 2018	842	→
Quarter ending June 2018	828	↓
Quarter ending September 2018	816	↓
Variance since September 2017	1.6%	→



ACTIVITY



Month	Adjusted Scheduled Activity (UDA)	
	2018	2019
April	33	74
May	236	200
June	364	293
July	540	516
August	693	730
September	851	877
October	1,027	
November	1,284	
December	1,419	
January	1,583	
February	1,831	
March	1,982	
April	2,082	
May	2,082	
June	2,082	

QUALITY

	Quantity	Base Number	Contract	AT	Region	England
% of FP17s for the same patient ID Re-attending within 3 months - Children	88	682	12.9%	10.6%	11.4%	11.6%
% of FP17s for the same patient ID Re-attending within 3 months - Adults	0	31	0.0%	14.0%	15.0%	15.5%
% of FP17s for the same patient ID Re-attending between 3 & 9 months - Children	476	682	69.8%	59.8%	59.9%	58.8%
% of FP17s for the same patient ID Re-attending between 3 & 9 months - Adults	27	31	87.1%	49.1%	52.0%	51.1%
% of FP17s for Band 1 Urgent Courses	0	656	0.0%	9.1%	8.0%	9.0%
% of FP17s Relating to Free Repair or Replacements	0	656	0.0%	0.7%	0.8%	0.8%
% of FP17s Relating to Continuations	0	656	0.0%	1.0%	0.9%	0.9%
% of Patients satisfied with the dentistry they have received	4	4	N/A	93.6%	93.5%	93.3%
% of Patients satisfied with the time they had to wait for an appointment	4	4	N/A	88.4%	89.1%	88.9%

* This is based on patients treated on this contract for their most recent course of treatment. Figures in italics indicate the base number of FP17s or Patient Questionnaire responses are less than 100. N/A is shown where the base number of responses is less than 10 during the period. % is calculated as Quantity/Base number*100

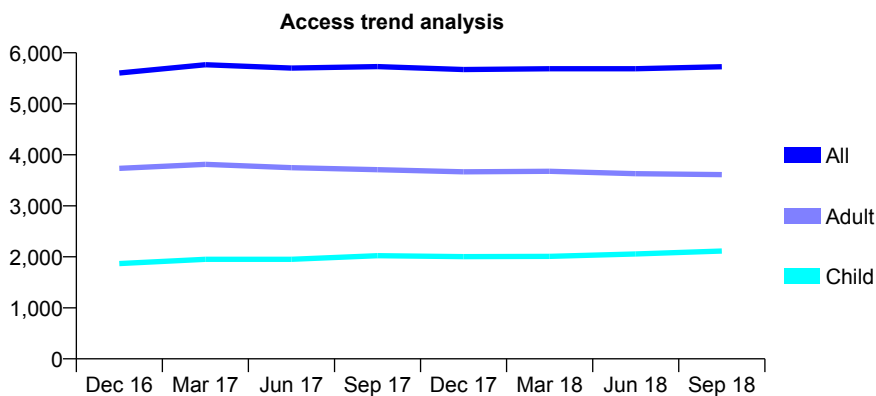
Q56 - Vital Signs At a Glance Contract Report for 568376/0001 - September 2018

Name or company name	MR N LAWRENCE
Contract type name	GDS Contract
Purpose of contract	General
Contract start date	01/04/2006
Contract end date	

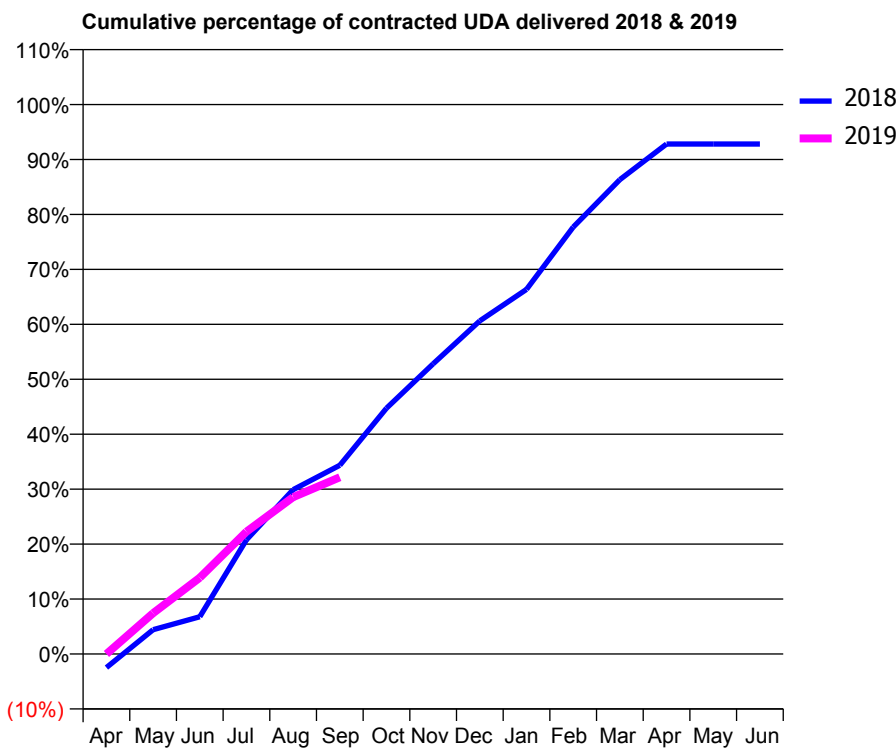
18/19 Contracted general activity (UDA)	16,273
Carry forward general activity (UDA)	0
18/19 Contracted orthodontic activity (UOA)	0
Carry forward orthodontic activity (UOA)	0
Baseline contract value	£379,395.92

ACCESS*

Patients seen in 24 months	Total	Change since previous quarter
Quarter ending September 2017	5,729	
Quarter ending December 2017	5,671	↓
Quarter ending March 2018	5,687	→
Quarter ending June 2018	5,687	→
Quarter ending September 2018	5,727	→
Variance since September 2017	(0.0%)	→



ACTIVITY



Adjusted Scheduled Activity (UDA)		
Month	2018	2019
April	-406	0
May	721	1,210
June	1,104	2,260
July	3,383	3,625
August	4,868	4,647
September	5,590	5,236
October	7,280	
November	8,593	
December	9,867	
January	10,798	
February	12,642	
March	14,049	
April	15,104	
May	15,104	
June	15,105	

QUALITY

	Quantity	Base Number	Contract	AT	Region	England
% of FP17s for the same patient ID Re-attending within 3 months - Children	88	1,584	5.6%	10.6%	11.4%	11.6%
% of FP17s for the same patient ID Re-attending within 3 months - Adults	280	2,351	11.9%	14.0%	15.0%	15.5%
% of FP17s for the same patient ID Re-attending between 3 & 9 months - Children	1,062	1,584	67.0%	59.8%	59.9%	58.8%
% of FP17s for the same patient ID Re-attending between 3 & 9 months - Adults	1,523	2,351	64.8%	49.1%	52.0%	51.1%
% of FP17s for Band 1 Urgent Courses	149	3,427	4.3%	9.1%	8.0%	9.0%
% of FP17s Relating to Free Repair or Replacements	22	3,427	0.6%	0.7%	0.8%	0.8%
% of FP17s Relating to Continuations	10	3,427	0.3%	1.0%	0.9%	0.9%
% of Patients satisfied with the dentistry they have received	18	18	100.0%	93.6%	93.5%	93.3%
% of Patients satisfied with the time they had to wait for an appointment	16	18	88.9%	88.4%	89.1%	88.9%

* This is based on patients treated on this contract for their most recent course of treatment. Figures in italics indicate the base number of FP17s or Patient Questionnaire responses are less than 100. N/A is shown where the base number of responses is less than 10 during the period. % is calculated as Quantity/Base number*100

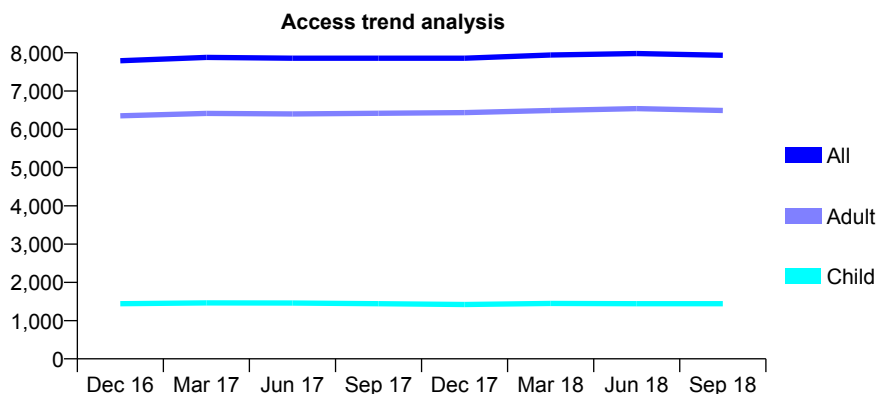
Q56 - Vital Signs At a Glance Contract Report for 569127/0001 - September 2018

Name or company name	Dental Surgery
Contract type name	PDS Contract
Purpose of contract	General
Contract start date	01/04/2006
Contract end date	31/03/2019

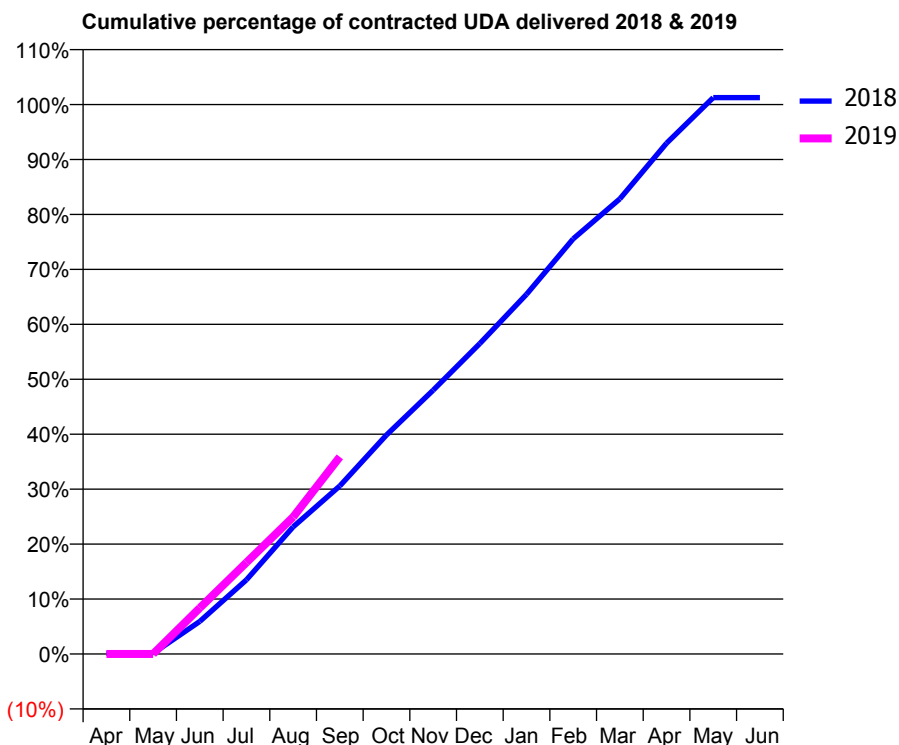
18/19 Contracted general activity (UDA)	22,405
Carry forward general activity (UDA)	0
18/19 Contracted orthodontic activity (UOA)	0
Carry forward orthodontic activity (UOA)	0
Baseline contract value	£631,805.51

ACCESS*

Patients seen in 24 months	Total	Change since previous quarter
Quarter ending September 2017	7,859	
Quarter ending December 2017	7,859	→
Quarter ending March 2018	7,943	→
Quarter ending June 2018	7,982	→
Quarter ending September 2018	7,934	→
Variance since September 2017	1.0%	→



ACTIVITY



Month	Adjusted Scheduled Activity (UDA)	
	2018	2019
April	30	0
May	30	0
June	1,327	1,880
July	3,027	3,732
August	5,183	5,585
September	6,854	8,036
October	8,931	
November	10,758	
December	12,662	
January	14,665	
February	16,928	
March	18,558	
April	20,826	
May	22,683	
June	22,683	

QUALITY

	Quantity	Base Number	Contract	AT	Region	England
% of FP17s for the same patient ID Re-attending within 3 months - Children	86	1,313	6.5%	10.6%	11.4%	11.6%
% of FP17s for the same patient ID Re-attending within 3 months - Adults	854	5,731	14.9%	14.0%	15.0%	15.5%
% of FP17s for the same patient ID Re-attending between 3 & 9 months - Children	879	1,313	66.9%	59.8%	59.9%	58.8%
% of FP17s for the same patient ID Re-attending between 3 & 9 months - Adults	3,711	5,731	64.8%	49.1%	52.0%	51.1%
% of FP17s for Band 1 Urgent Courses	211	4,836	4.4%	9.1%	8.0%	9.0%
% of FP17s Relating to Free Repair or Replacements	33	4,836	0.7%	0.7%	0.8%	0.8%
% of FP17s Relating to Continuations	57	4,836	1.2%	1.0%	0.9%	0.9%
% of Patients satisfied with the dentistry they have received	5	5	N/A	93.6%	93.5%	93.3%
% of Patients satisfied with the time they had to wait for an appointment	5	5	N/A	88.4%	89.1%	88.9%

* This is based on patients treated on this contract for their most recent course of treatment. Figures in italics indicate the base number of FP17s or Patient Questionnaire responses are less than 100. N/A is shown where the base number of responses is less than 10 during the period. % is calculated as Quantity/Base number*100

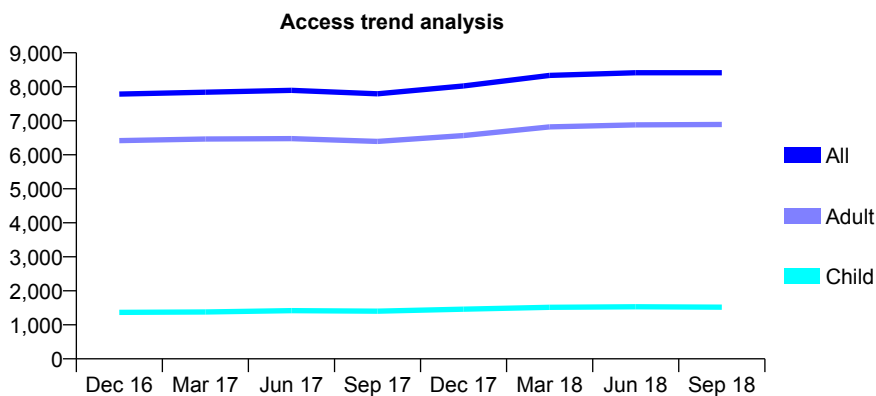
Q56 - Vital Signs At a Glance Contract Report for 571334/0001 - September 2018

Name or company name	MR NA BURNETT
Contract type name	GDS Contract
Purpose of contract	General
Contract start date	01/04/2006
Contract end date	

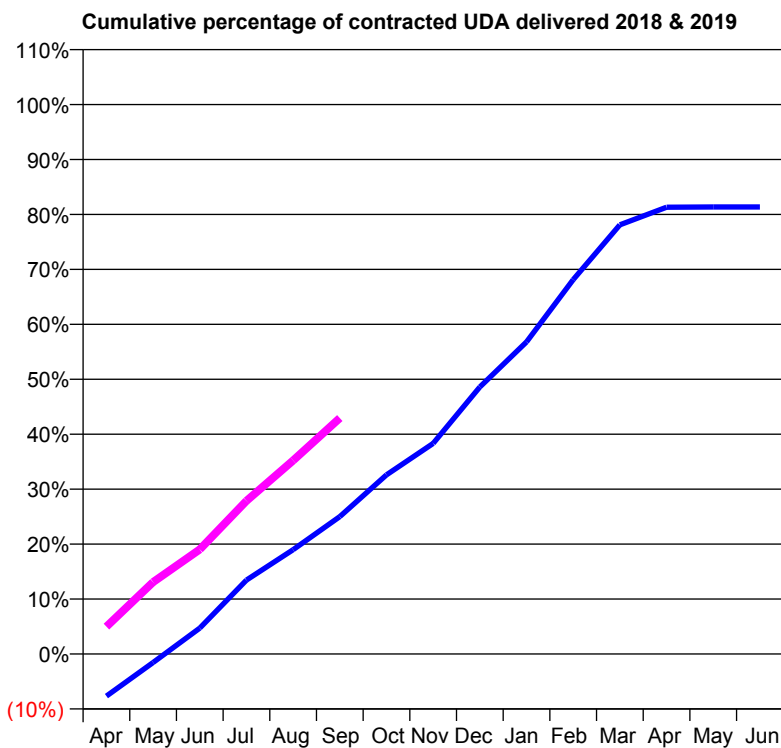
18/19 Contracted general activity (UDA)	22,584
Carry forward general activity (UDA)	0
18/19 Contracted orthodontic activity (UOA)	0
Carry forward orthodontic activity (UOA)	0
Baseline contract value	£589,161.12

ACCESS*

Patients seen in 24 months	Total	Change since previous quarter
Quarter ending September 2017	7,796	
Quarter ending December 2017	8,026	↑
Quarter ending March 2018	8,337	↑
Quarter ending June 2018	8,413	→
Quarter ending September 2018	8,412	→
Variance since September 2017	7.9%	↑



ACTIVITY



Month	Adjusted Scheduled Activity (UDA)	
	2018	2019
April	-1,737	1,127
May	-352	2,959
June	1,068	4,301
July	3,041	6,292
August	4,288	7,957
September	5,648	9,695
October	7,363	
November	8,657	
December	10,974	
January	12,824	
February	15,387	
March	17,639	
April	18,363	
May	18,374	
June	18,374	

QUALITY

	Quantity	Base Number	Contract	AT	Region	England
% of FP17s for the same patient ID Re-attending within 3 months - Children	77	1,216	6.3%	10.6%	11.4%	11.6%
% of FP17s for the same patient ID Re-attending within 3 months - Adults	647	4,792	13.5%	14.0%	15.0%	15.5%
% of FP17s for the same patient ID Re-attending between 3 & 9 months - Children	794	1,216	65.3%	59.8%	59.9%	58.8%
% of FP17s for the same patient ID Re-attending between 3 & 9 months - Adults	2,604	4,792	54.3%	49.1%	52.0%	51.1%
% of FP17s for Band 1 Urgent Courses	628	5,676	11.1%	9.1%	8.0%	9.0%
% of FP17s Relating to Free Repair or Replacements	61	5,676	1.1%	0.7%	0.8%	0.8%
% of FP17s Relating to Continuations	12	5,676	0.2%	1.0%	0.9%	0.9%
% of Patients satisfied with the dentistry they have received	8	11	72.7%	93.6%	93.5%	93.3%
% of Patients satisfied with the time they had to wait for an appointment	10	11	90.9%	88.4%	89.1%	88.9%

* This is based on patients treated on this contract for their most recent course of treatment. Figures in italics indicate the base number of FP17s or Patient Questionnaire responses are less than 100. N/A is shown where the base number of responses is less than 10 during the period. % is calculated as Quantity/Base number*100

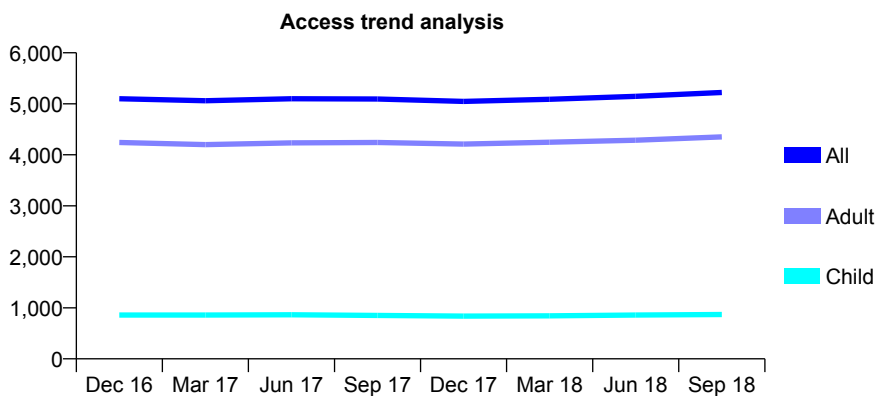
Q56 - Vital Signs At a Glance Contract Report for 576603/0001 - September 2018

Name or company name	MR AD CLIFFT
Contract type name	GDS Contract
Purpose of contract	General
Contract start date	01/04/2006
Contract end date	

18/19 Contracted general activity (UDA)	11,657
Carry forward general activity (UDA)	0
18/19 Contracted orthodontic activity (UOA)	0
Carry forward orthodontic activity (UOA)	0
Baseline contract value	£284,389.32

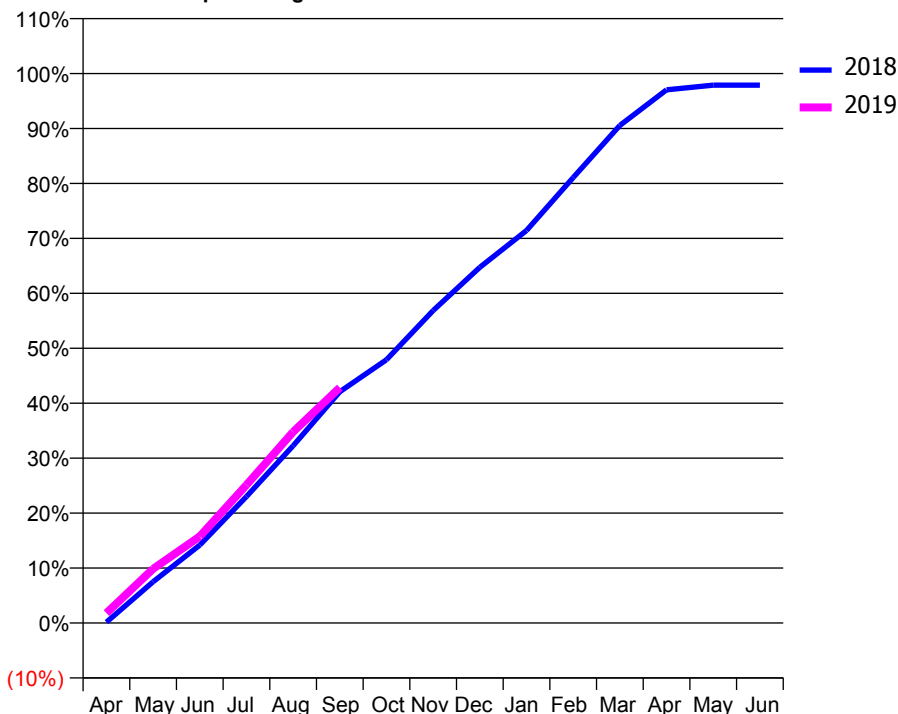
ACCESS*

Patients seen in 24 months	Total	Change since previous quarter
Quarter ending September 2017	5,094	
Quarter ending December 2017	5,047	→
Quarter ending March 2018	5,089	→
Quarter ending June 2018	5,146	→
Quarter ending September 2018	5,221	→
Variance since September 2017	2.5%	↑



ACTIVITY

Cumulative percentage of contracted UDA delivered 2018 & 2019



Adjusted Scheduled Activity (UDA)

Month	2018	2019
April	17	211
May	876	1,149
June	1,653	1,836
July	2,684	2,928
August	3,761	4,056
September	4,906	4,995
October	5,586	
November	6,629	
December	7,547	
January	8,325	
February	9,450	
March	10,555	
April	11,310	
May	11,410	
June	11,410	

QUALITY

	Quantity	Base Number	Contract	AT	Region	England
% of FP17s for the same patient ID Re-attending within 3 months - Children	16	598	2.7%	10.6%	11.4%	11.6%
% of FP17s for the same patient ID Re-attending within 3 months - Adults	248	2,498	9.9%	14.0%	15.0%	15.5%
% of FP17s for the same patient ID Re-attending between 3 & 9 months - Children	357	598	59.7%	59.8%	59.9%	58.8%
% of FP17s for the same patient ID Re-attending between 3 & 9 months - Adults	505	2,498	20.2%	49.1%	52.0%	51.1%
% of FP17s for Band 1 Urgent Courses	175	2,730	6.4%	9.1%	8.0%	9.0%
% of FP17s Relating to Free Repair or Replacements	12	2,730	0.4%	0.7%	0.8%	0.8%
% of FP17s Relating to Continuations	32	2,730	1.2%	1.0%	0.9%	0.9%
% of Patients satisfied with the dentistry they have received	4	4	N/A	93.6%	93.5%	93.3%
% of Patients satisfied with the time they had to wait for an appointment	4	4	N/A	88.4%	89.1%	88.9%

* This is based on patients treated on this contract for their most recent course of treatment. Figures in italics indicate the base number of FP17s or Patient Questionnaire responses are less than 100. N/A is shown where the base number of responses is less than 10 during the period. % is calculated as Quantity/Base number*100

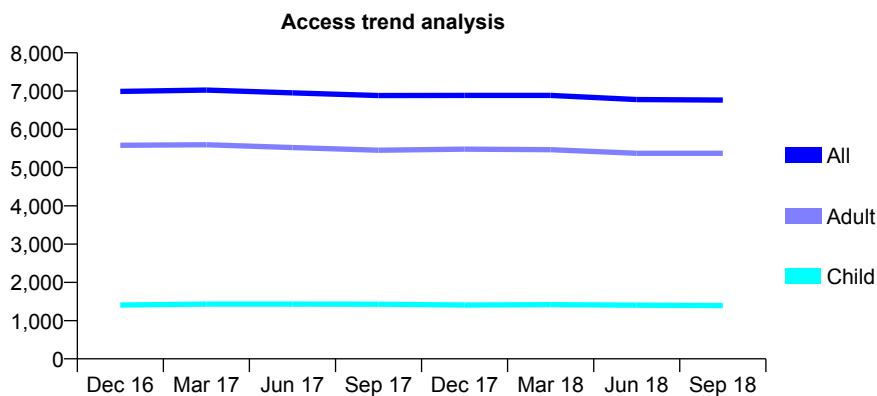
Q56 - Vital Signs At a Glance Contract Report for 577871/0001 - September 2018

Name or company name	MRS PS DURANT
Contract type name	GDS Contract
Purpose of contract	General
Contract start date	01/11/2013
Contract end date	

18/19 Contracted general activity (UDA)	23,142
Carry forward general activity (UDA)	0
18/19 Contracted orthodontic activity (UOA)	0
Carry forward orthodontic activity (UOA)	0
Baseline contract value	£621,701.29

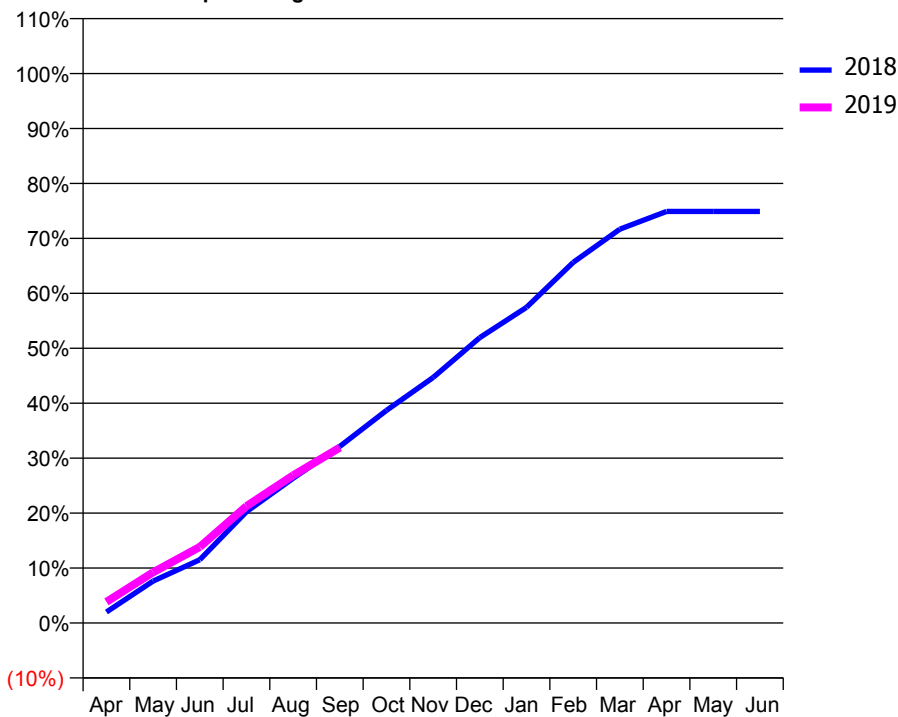
ACCESS*

Patients seen in 24 months	Total	Change since previous quarter
Quarter ending September 2017	6,882	
Quarter ending December 2017	6,888	→
Quarter ending March 2018	6,887	→
Quarter ending June 2018	6,777	↓
Quarter ending September 2018	6,764	→
Variance since September 2017	(1.7%)	↓



ACTIVITY

Cumulative percentage of contracted UDA delivered 2018 & 2019



Month	Adjusted Scheduled Activity (UDA)	
	2018	2019
April	463	892
May	1,767	2,138
June	2,666	3,203
July	4,684	4,921
August	6,095	6,219
September	7,436	7,390
October	8,952	
November	10,341	
December	12,023	
January	13,296	
February	15,187	
March	16,587	
April	17,334	
May	17,333	
June	17,333	

QUALITY

	Quantity	Base Number	Contract	AT	Region	England
% of FP17s for the same patient ID Re-attending within 3 months - Children	75	1,068	7.0%	10.6%	11.4%	11.6%
% of FP17s for the same patient ID Re-attending within 3 months - Adults	553	3,636	15.2%	14.0%	15.0%	15.5%
% of FP17s for the same patient ID Re-attending between 3 & 9 months - Children	713	1,068	66.8%	59.8%	59.9%	58.8%
% of FP17s for the same patient ID Re-attending between 3 & 9 months - Adults	1,769	3,636	48.7%	49.1%	52.0%	51.1%
% of FP17s for Band 1 Urgent Courses	620	4,343	14.3%	9.1%	8.0%	9.0%
% of FP17s Relating to Free Repair or Replacements	10	4,343	0.2%	0.7%	0.8%	0.8%
% of FP17s Relating to Continuations	14	4,343	0.3%	1.0%	0.9%	0.9%
% of Patients satisfied with the dentistry they have received	3	3	N/A	93.6%	93.5%	93.3%
% of Patients satisfied with the time they had to wait for an appointment	2	3	N/A	88.4%	89.1%	88.9%

* This is based on patients treated on this contract for their most recent course of treatment. Figures in italics indicate the base number of FP17s or Patient Questionnaire responses are less than 100. N/A is shown where the base number of responses is less than 10 during the period. % is calculated as Quantity/Base number*100

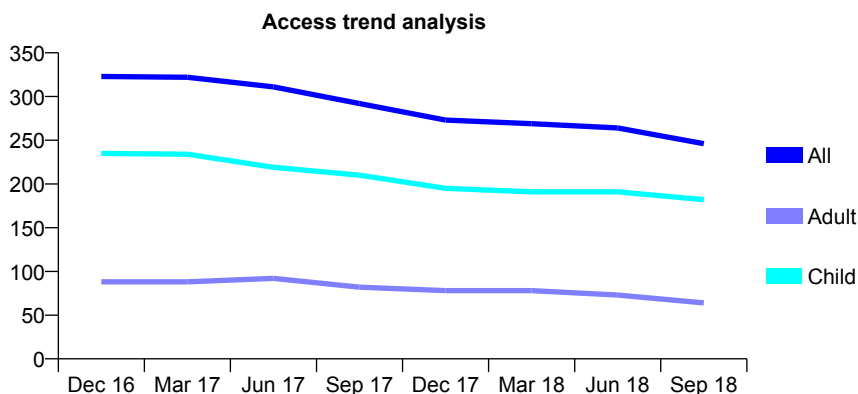
Q56 - Vital Signs At a Glance Contract Report for 626317/0002 - September 2018

Name or company name	Abbey Dental Practice
Contract type name	GDS Contract
Purpose of contract	General
Contract start date	08/12/2014
Contract end date	

18/19 Contracted general activity (UDA)	825
Carry forward general activity (UDA)	0
18/19 Contracted orthodontic activity (UOA)	0
Carry forward orthodontic activity (UOA)	0
Baseline contract value	£18,229.48

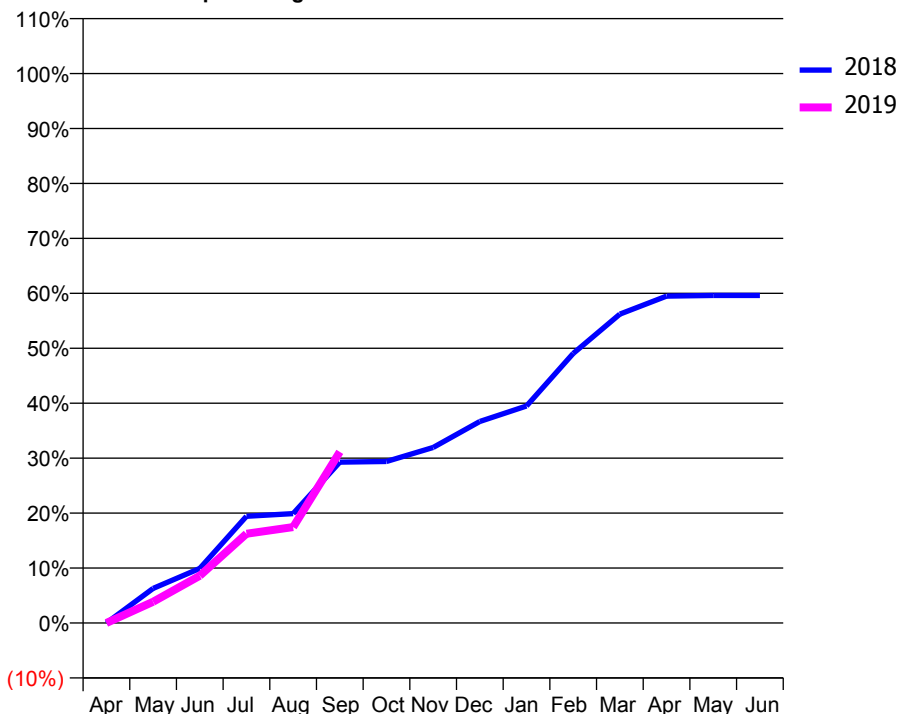
ACCESS*

Patients seen in 24 months	Total	Change since previous quarter
Quarter ending September 2017	292	
Quarter ending December 2017	273	↓
Quarter ending March 2018	269	↓
Quarter ending June 2018	264	↓
Quarter ending September 2018	246	↓
Variance since September 2017	(15.8%)	↓



ACTIVITY

Cumulative percentage of contracted UDA delivered 2018 & 2019



Adjusted Scheduled Activity (UDA)

Month	2018	2019
April	0	0
May	52	32
June	82	71
July	160	134
August	164	144
September	242	257
October	243	
November	264	
December	303	
January	326	
February	405	
March	464	
April	491	
May	492	
June	492	

QUALITY

	Quantity	Base Number	Contract	AT	Region	England
% of FP17s for the same patient ID Re-attending within 3 months - Children	9	133	6.8%	10.6%	11.4%	11.6%
% of FP17s for the same patient ID Re-attending within 3 months - Adults	3	26	11.5%	14.0%	15.0%	15.5%
% of FP17s for the same patient ID Re-attending between 3 & 9 months - Children	76	133	57.1%	59.8%	59.9%	58.8%
% of FP17s for the same patient ID Re-attending between 3 & 9 months - Adults	20	26	76.9%	49.1%	52.0%	51.1%
% of FP17s for Band 1 Urgent Courses	0	135	0.0%	9.1%	8.0%	9.0%
% of FP17s Relating to Free Repair or Replacements	0	135	0.0%	0.7%	0.8%	0.8%
% of FP17s Relating to Continuations	0	135	0.0%	1.0%	0.9%	0.9%
% of Patients satisfied with the dentistry they have received	0	0	N/A	93.6%	93.5%	93.3%
% of Patients satisfied with the time they had to wait for an appointment	0	0	N/A	88.4%	89.1%	88.9%

* This is based on patients treated on this contract for their most recent course of treatment. Figures in italics indicate the base number of FP17s or Patient Questionnaire responses are less than 100. N/A is shown where the base number of responses is less than 10 during the period. % is calculated as Quantity/Base number*100

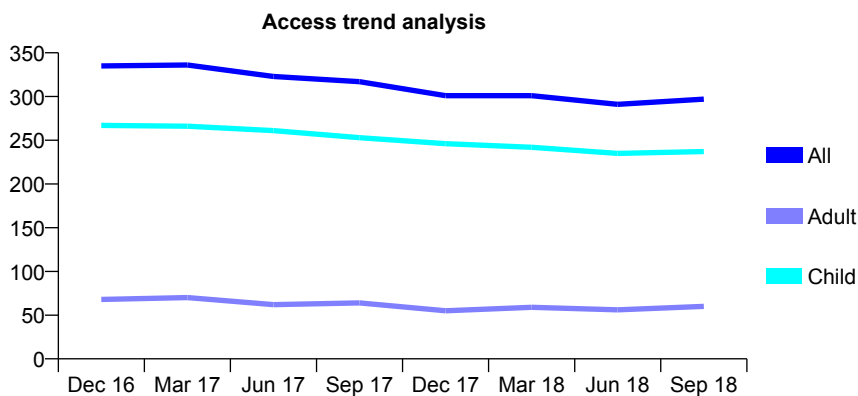
Q56 - Vital Signs At a Glance Contract Report for 631647/0001 - September 2018

Name or company name	MR RP BANDENBURG
Contract type name	GDS Contract
Purpose of contract	General
Contract start date	01/04/2006
Contract end date	

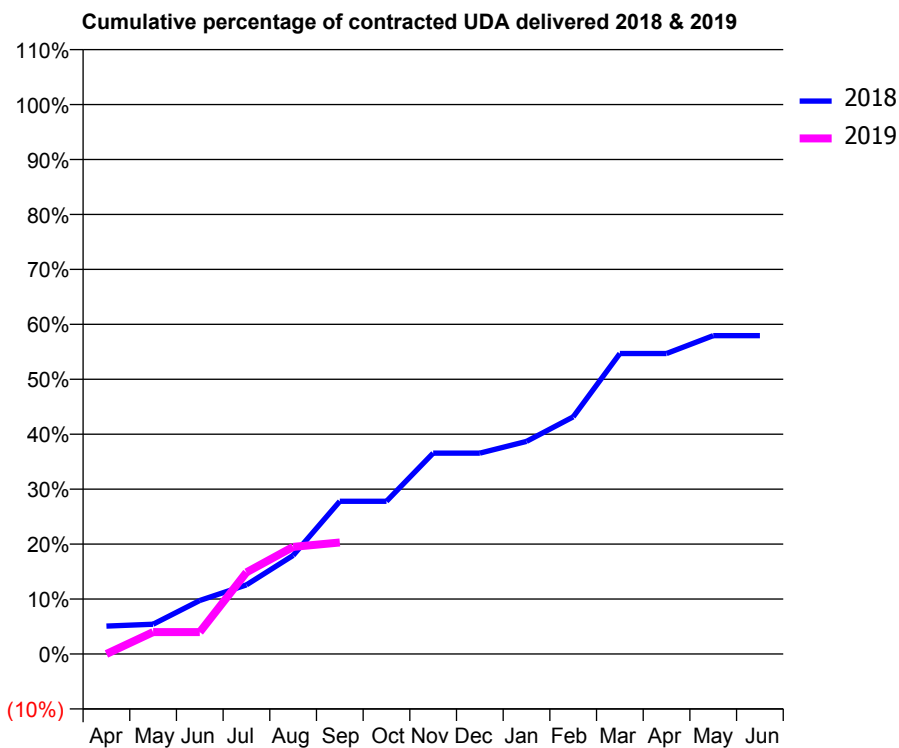
18/19 Contracted general activity (UDA)	755
Carry forward general activity (UDA)	0
18/19 Contracted orthodontic activity (UOA)	0
Carry forward orthodontic activity (UOA)	0
Baseline contract value	£16,547.06

ACCESS*

Patients seen in 24 months	Total	Change since previous quarter
Quarter ending September 2017	317	
Quarter ending December 2017	301	↓
Quarter ending March 2018	301	→
Quarter ending June 2018	291	↓
Quarter ending September 2018	297	↑
Variance since September 2017	(6.3%)	↓



ACTIVITY



Month	Adjusted Scheduled Activity (UDA)	
	2018	2019
April	46	0
May	49	30
June	88	30
July	114	112
August	162	147
September	252	153
October	252	
November	331	
December	331	
January	350	
February	391	
March	495	
April	495	
May	524	
June	524	

QUALITY

	Quantity	Base Number	Contract	AT	Region	England
% of FP17s for the same patient ID Re-attending within 3 months - Children	7	136	5.1%	10.6%	11.4%	11.6%
% of FP17s for the same patient ID Re-attending within 3 months - Adults	0	14	0.0%	14.0%	15.0%	15.5%
% of FP17s for the same patient ID Re-attending between 3 & 9 months - Children	83	136	61.0%	59.8%	59.9%	58.8%
% of FP17s for the same patient ID Re-attending between 3 & 9 months - Adults	9	14	64.3%	49.1%	52.0%	51.1%
% of FP17s for Band 1 Urgent Courses	1	121	0.8%	9.1%	8.0%	9.0%
% of FP17s Relating to Free Repair or Replacements	0	121	0.0%	0.7%	0.8%	0.8%
% of FP17s Relating to Continuations	0	121	0.0%	1.0%	0.9%	0.9%
% of Patients satisfied with the dentistry they have received	0	0	N/A	93.6%	93.5%	93.3%
% of Patients satisfied with the time they had to wait for an appointment	0	0	N/A	88.4%	89.1%	88.9%

* This is based on patients treated on this contract for their most recent course of treatment. Figures in italics indicate the base number of FP17s or Patient Questionnaire responses are less than 100. N/A is shown where the base number of responses is less than 10 during the period. % is calculated as Quantity/Base number*100

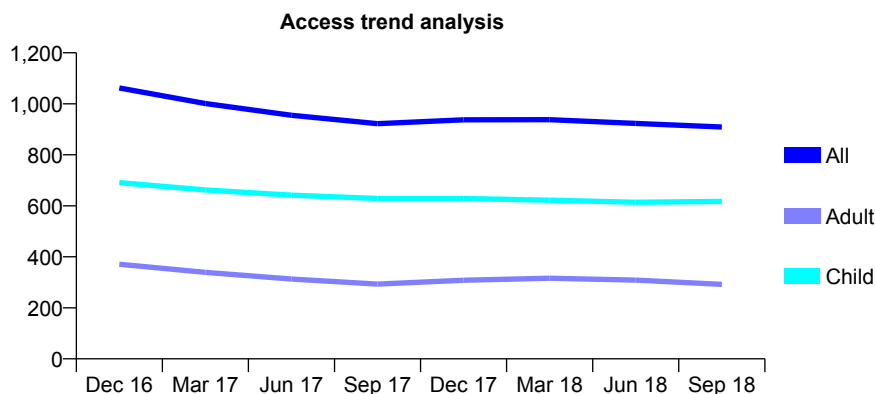
Q56 - Vital Signs At a Glance Contract Report for 636096/0001 - September 2018

Name or company name	MR SG NICOLL
Contract type name	GDS Contract
Purpose of contract	General
Contract start date	01/04/2006
Contract end date	

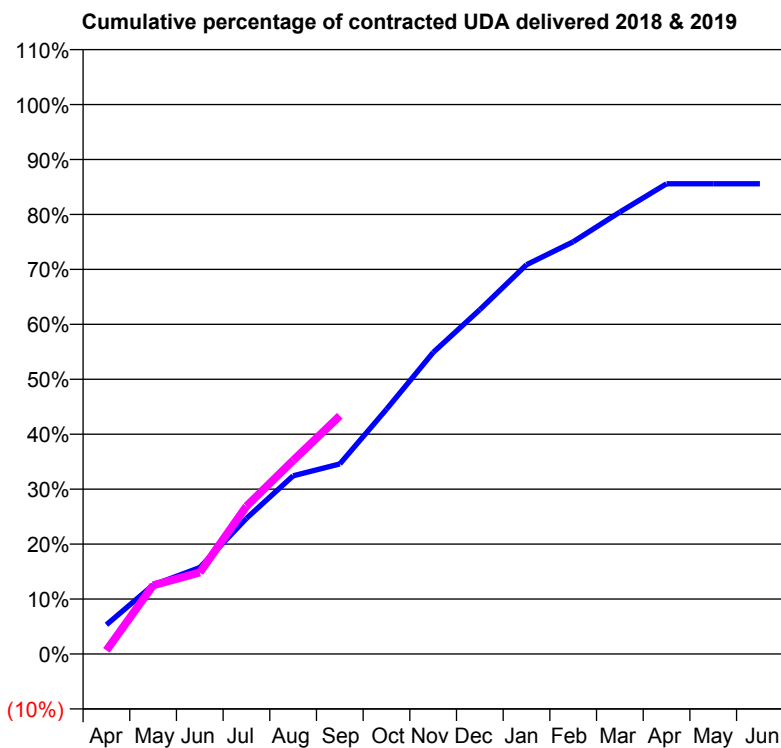
18/19 Contracted general activity (UDA)	1,800
Carry forward general activity (UDA)	0
18/19 Contracted orthodontic activity (UOA)	0
Carry forward orthodontic activity (UOA)	0
Baseline contract value	£50,080.79

ACCESS*

Patients seen in 24 months	Total	Change since previous quarter
Quarter ending September 2017	922	
Quarter ending December 2017	937	→
Quarter ending March 2018	938	→
Quarter ending June 2018	923	↓
Quarter ending September 2018	909	↓
Variance since September 2017	(1.4%)	↓



ACTIVITY



Adjusted Scheduled Activity (UDA)		
Month	2018	2019
April	96	12
May	226	225
June	283	267
July	445	484
August	584	634
September	623	780
October	802	
November	988	
December	1,128	
January	1,275	
February	1,350	
March	1,448	
April	1,541	
May	1,541	
June	1,541	

QUALITY

	Quantity	Base Number	Contract	AT	Region	England
% of FP17s for the same patient ID Re-attending within 3 months - Children	24	495	4.8%	10.6%	11.4%	11.6%
% of FP17s for the same patient ID Re-attending within 3 months - Adults	3	138	2.2%	14.0%	15.0%	15.5%
% of FP17s for the same patient ID Re-attending between 3 & 9 months - Children	297	495	60.0%	59.8%	59.9%	58.8%
% of FP17s for the same patient ID Re-attending between 3 & 9 months - Adults	77	138	55.8%	49.1%	52.0%	51.1%
% of FP17s for Band 1 Urgent Courses	2	564	0.4%	9.1%	8.0%	9.0%
% of FP17s Relating to Free Repair or Replacements	0	564	0.0%	0.7%	0.8%	0.8%
% of FP17s Relating to Continuations	0	564	0.0%	1.0%	0.9%	0.9%
% of Patients satisfied with the dentistry they have received	0	0	N/A	93.6%	93.5%	93.3%
% of Patients satisfied with the time they had to wait for an appointment	0	0	N/A	88.4%	89.1%	88.9%

* This is based on patients treated on this contract for their most recent course of treatment. Figures in italics indicate the base number of FP17s or Patient Questionnaire responses are less than 100. N/A is shown where the base number of responses is less than 10 during the period. % is calculated as Quantity/Base number*100

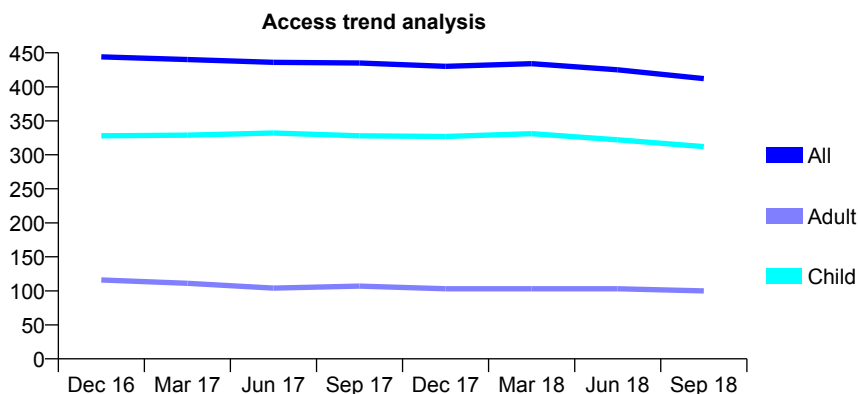
Q56 - Vital Signs At a Glance Contract Report for 639214/0001 - September 2018

Name or company name	MISS CA NEVILLE
Contract type name	GDS Contract
Purpose of contract	General
Contract start date	01/04/2006
Contract end date	

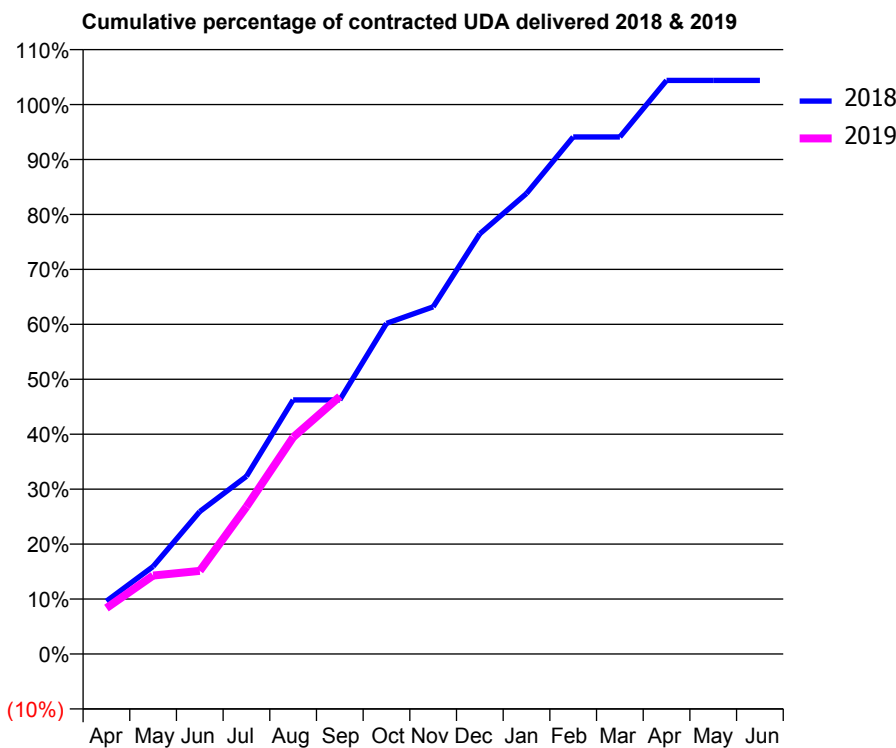
18/19 Contracted general activity (UDA)	865
Carry forward general activity (UDA)	0
18/19 Contracted orthodontic activity (UOA)	0
Carry forward orthodontic activity (UOA)	0
Baseline contract value	£21,227.82

ACCESS*

Patients seen in 24 months	Total	Change since previous quarter
Quarter ending September 2017	435	
Quarter ending December 2017	430	↓
Quarter ending March 2018	434	→
Quarter ending June 2018	425	↓
Quarter ending September 2018	412	↓
Variance since September 2017	(5.3%)	↓



ACTIVITY



Month	Adjusted Scheduled Activity (UDA)	
	2018	2019
April	83	72
May	138	124
June	224	131
July	280	232
August	400	341
September	400	405
October	520	
November	547	
December	662	
January	725	
February	814	
March	814	
April	903	
May	903	
June	903	

QUALITY

	Quantity	Base Number	Contract	AT	Region	England
% of FP17s for the same patient ID Re-attending within 3 months - Children	23	282	8.2%	10.6%	11.4%	11.6%
% of FP17s for the same patient ID Re-attending within 3 months - Adults	2	63	3.2%	14.0%	15.0%	15.5%
% of FP17s for the same patient ID Re-attending between 3 & 9 months - Children	183	282	64.9%	59.8%	59.9%	58.8%
% of FP17s for the same patient ID Re-attending between 3 & 9 months - Adults	37	63	58.7%	49.1%	52.0%	51.1%
% of FP17s for Band 1 Urgent Courses	7	293	2.4%	9.1%	8.0%	9.0%
% of FP17s Relating to Free Repair or Replacements	0	293	0.0%	0.7%	0.8%	0.8%
% of FP17s Relating to Continuations	1	293	0.3%	1.0%	0.9%	0.9%
% of Patients satisfied with the dentistry they have received	0	0	N/A	93.6%	93.5%	93.3%
% of Patients satisfied with the time they had to wait for an appointment	0	0	N/A	88.4%	89.1%	88.9%

* This is based on patients treated on this contract for their most recent course of treatment. Figures in italics indicate the base number of FP17s or Patient Questionnaire responses are less than 100. N/A is shown where the base number of responses is less than 10 during the period. % is calculated as Quantity/Base number*100

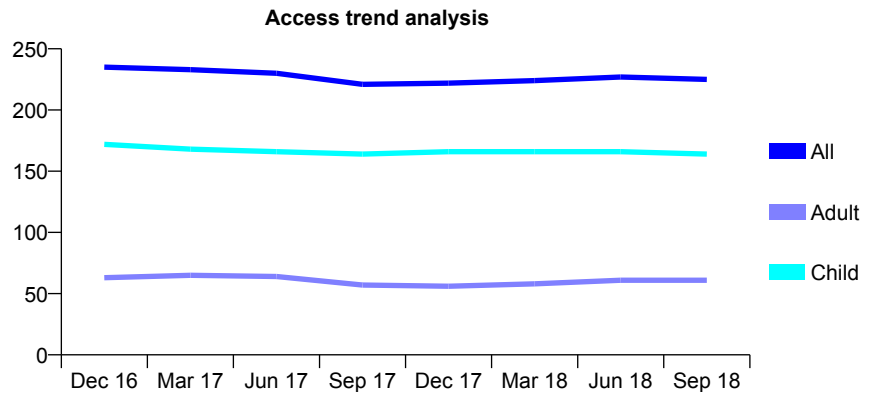
Q56 - Vital Signs At a Glance Contract Report for 644072/0001 - September 2018

Name or company name	MR A BROWN
Contract type name	GDS Contract
Purpose of contract	General
Contract start date	01/06/2014
Contract end date	

18/19 Contracted general activity (UDA)	550
Carry forward general activity (UDA)	0
18/19 Contracted orthodontic activity (UOA)	0
Carry forward orthodontic activity (UOA)	0
Baseline contract value	£11,248.70

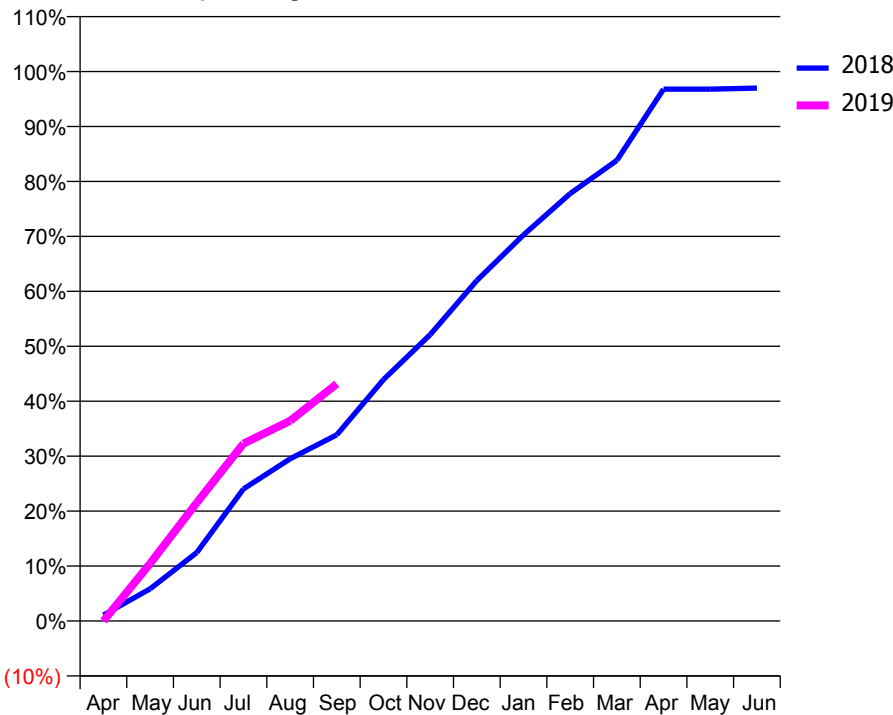
ACCESS*

Patients seen in 24 months	Total	Change since previous quarter
Quarter ending September 2017	221	
Quarter ending December 2017	222	→
Quarter ending March 2018	224	→
Quarter ending June 2018	227	→
Quarter ending September 2018	225	→
Variance since September 2017	1.8%	→



ACTIVITY

Cumulative percentage of contracted UDA delivered 2018 & 2019



Month	Adjusted Scheduled Activity (UDA)	
	2018	2019
April	6	0
May	32	58
June	69	118
July	132	178
August	162	200
September	186	237
October	242	
November	287	
December	341	
January	386	
February	428	
March	461	
April	532	
May	532	
June	533	

QUALITY

	Quantity	Base Number	Contract	AT	Region	England
% of FP17s for the same patient ID Re-attending within 3 months - Children	10	168	6.0%	10.6%	11.4%	11.6%
% of FP17s for the same patient ID Re-attending within 3 months - Adults	10	41	24.4%	14.0%	15.0%	15.5%
% of FP17s for the same patient ID Re-attending between 3 & 9 months - Children	136	168	81.0%	59.8%	59.9%	58.8%
% of FP17s for the same patient ID Re-attending between 3 & 9 months - Adults	25	41	61.0%	49.1%	52.0%	51.1%
% of FP17s for Band 1 Urgent Courses	17	166	10.2%	9.1%	8.0%	9.0%
% of FP17s Relating to Free Repair or Replacements	0	166	0.0%	0.7%	0.8%	0.8%
% of FP17s Relating to Continuations	0	166	0.0%	1.0%	0.9%	0.9%
% of Patients satisfied with the dentistry they have received	0	0	N/A	93.6%	93.5%	93.3%
% of Patients satisfied with the time they had to wait for an appointment	0	0	N/A	88.4%	89.1%	88.9%

* This is based on patients treated on this contract for their most recent course of treatment. Figures in italics indicate the base number of FP17s or Patient Questionnaire responses are less than 100. N/A is shown where the base number of responses is less than 10 during the period. % is calculated as Quantity/Base number*100

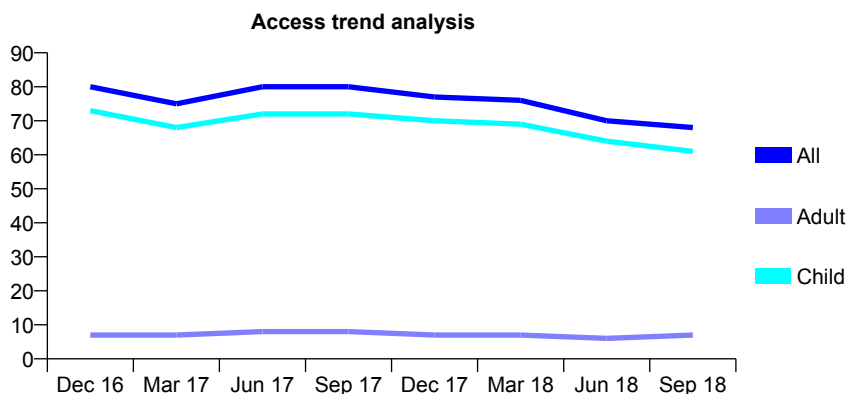
Q56 - Vital Signs At a Glance Contract Report for 644420/0001 - September 2018

Name or company name	MRS JM BELSHAM
Contract type name	GDS Contract
Purpose of contract	General
Contract start date	01/04/2006
Contract end date	

18/19 Contracted general activity (UDA)	105
Carry forward general activity (UDA)	0
18/19 Contracted orthodontic activity (UOA)	0
Carry forward orthodontic activity (UOA)	0
Baseline contract value	£1,881.23

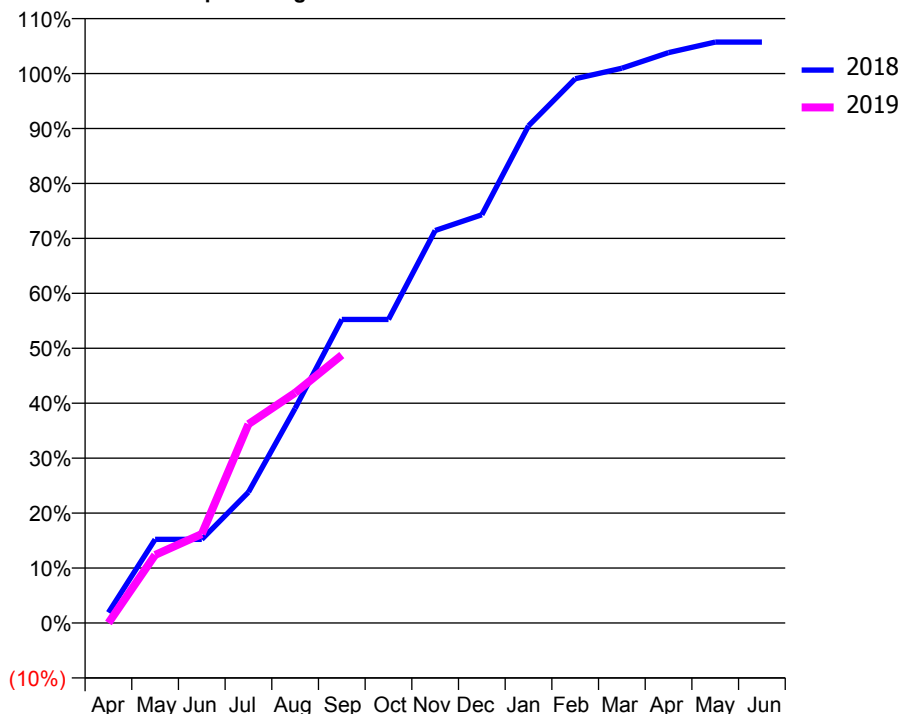
ACCESS*

Patients seen in 24 months	Total	Change since previous quarter
Quarter ending September 2017	80	
Quarter ending December 2017	77	↓
Quarter ending March 2018	76	↓
Quarter ending June 2018	70	↓
Quarter ending September 2018	68	↓
Variance since September 2017	(15.0%)	↓



ACTIVITY

Cumulative percentage of contracted UDA delivered 2018 & 2019



Adjusted Scheduled Activity (UDA)

Month	2018	2019
April	2	0
May	16	13
June	16	17
July	25	38
August	41	44
September	58	51
October	58	
November	75	
December	78	
January	95	
February	104	
March	106	
April	109	
May	111	
June	111	

QUALITY

	Quantity	Base Number	Contract	AT	Region	England
% of FP17s for the same patient ID Re-attending within 3 months - Children	1	46	2.2%	10.6%	11.4%	11.6%
% of FP17s for the same patient ID Re-attending within 3 months - Adults	1	3	33.3%	14.0%	15.0%	15.5%
% of FP17s for the same patient ID Re-attending between 3 & 9 months - Children	30	46	65.2%	59.8%	59.9%	58.8%
% of FP17s for the same patient ID Re-attending between 3 & 9 months - Adults	2	3	66.7%	49.1%	52.0%	51.1%
% of FP17s for Band 1 Urgent Courses	1	40	2.5%	9.1%	8.0%	9.0%
% of FP17s Relating to Free Repair or Replacements	0	40	0.0%	0.7%	0.8%	0.8%
% of FP17s Relating to Continuations	0	40	0.0%	1.0%	0.9%	0.9%
% of Patients satisfied with the dentistry they have received	0	0	N/A	93.6%	93.5%	93.3%
% of Patients satisfied with the time they had to wait for an appointment	0	0	N/A	88.4%	89.1%	88.9%

* This is based on patients treated on this contract for their most recent course of treatment. Figures in italics indicate the base number of FP17s or Patient Questionnaire responses are less than 100. N/A is shown where the base number of responses is less than 10 during the period. % is calculated as Quantity/Base number*100

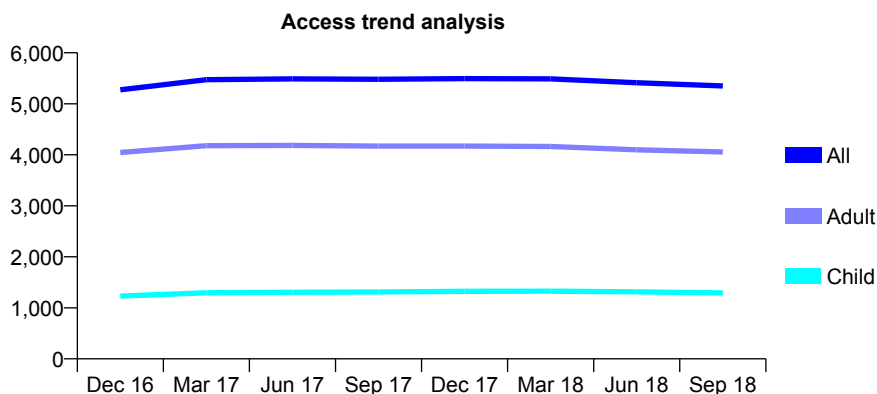
Q56 - Vital Signs At a Glance Contract Report for 644668/0001 - September 2018

Name or company name	MRS JM GEANEY
Contract type name	GDS Contract
Purpose of contract	General
Contract start date	01/04/2006
Contract end date	

18/19 Contracted general activity (UDA)	11,118
Carry forward general activity (UDA)	0
18/19 Contracted orthodontic activity (UOA)	0
Carry forward orthodontic activity (UOA)	0
Baseline contract value	£252,904.75

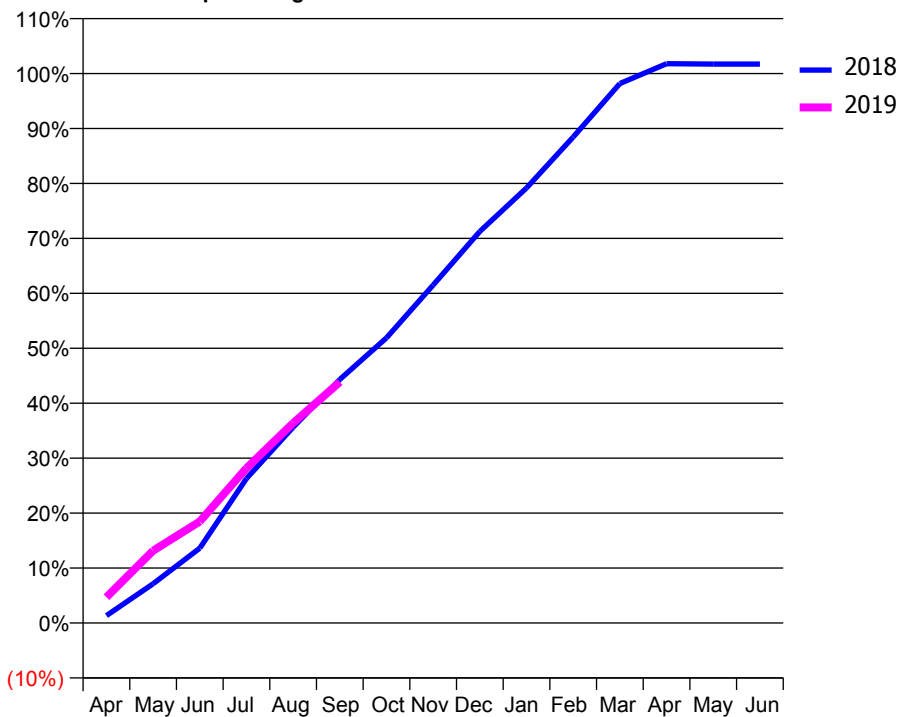
ACCESS*

Patients seen in 24 months	Total	Change since previous quarter
Quarter ending September 2017	5,482	
Quarter ending December 2017	5,495	→
Quarter ending March 2018	5,490	→
Quarter ending June 2018	5,412	↓
Quarter ending September 2018	5,350	↓
Variance since September 2017	(2.4%)	↓



ACTIVITY

Cumulative percentage of contracted UDA delivered 2018 & 2019



QUALITY

	Quantity	Base Number	Contract	AT	Region	England
% of FP17s for the same patient ID Re-attending within 3 months - Children	75	1,051	7.1%	10.6%	11.4%	11.6%
% of FP17s for the same patient ID Re-attending within 3 months - Adults	357	2,635	13.5%	14.0%	15.0%	15.5%
% of FP17s for the same patient ID Re-attending between 3 & 9 months - Children	766	1,051	72.9%	59.8%	59.9%	58.8%
% of FP17s for the same patient ID Re-attending between 3 & 9 months - Adults	1,358	2,635	51.5%	49.1%	52.0%	51.1%
% of FP17s for Band 1 Urgent Courses	136	2,817	4.8%	9.1%	8.0%	9.0%
% of FP17s Relating to Free Repair or Replacements	33	2,817	1.2%	0.7%	0.8%	0.8%
% of FP17s Relating to Continuations	15	2,817	0.5%	1.0%	0.9%	0.9%
% of Patients satisfied with the dentistry they have received	6	6	N/A	93.6%	93.5%	93.3%
% of Patients satisfied with the time they had to wait for an appointment	6	6	N/A	88.4%	89.1%	88.9%

* This is based on patients treated on this contract for their most recent course of treatment. Figures in italics indicate the base number of FP17s or Patient Questionnaire responses are less than 100. N/A is shown where the base number of responses is less than 10 during the period. % is calculated as Quantity/Base number*100

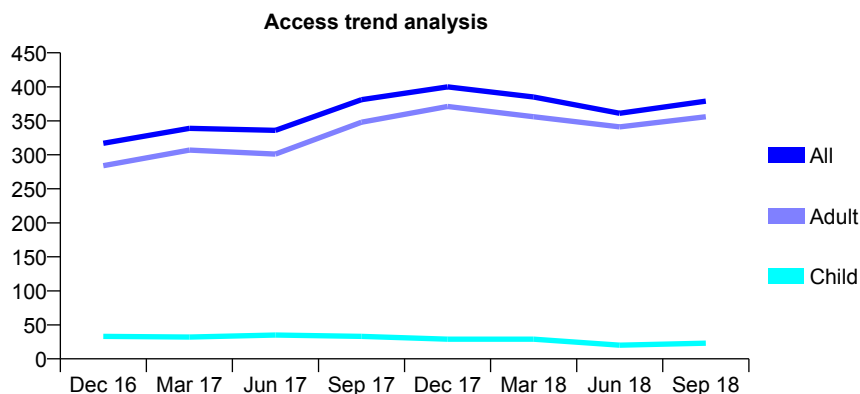
Q56 - Vital Signs At a Glance Contract Report for 648558/0001 - September 2018

Name or company name	MISS K RUSTAGE
Contract type name	GDS Contract
Purpose of contract	General
Contract start date	01/04/2006
Contract end date	

18/19 Contracted general activity (UDA)	1,414
Carry forward general activity (UDA)	0
18/19 Contracted orthodontic activity (UOA)	0
Carry forward orthodontic activity (UOA)	0
Baseline contract value	£44,495.77

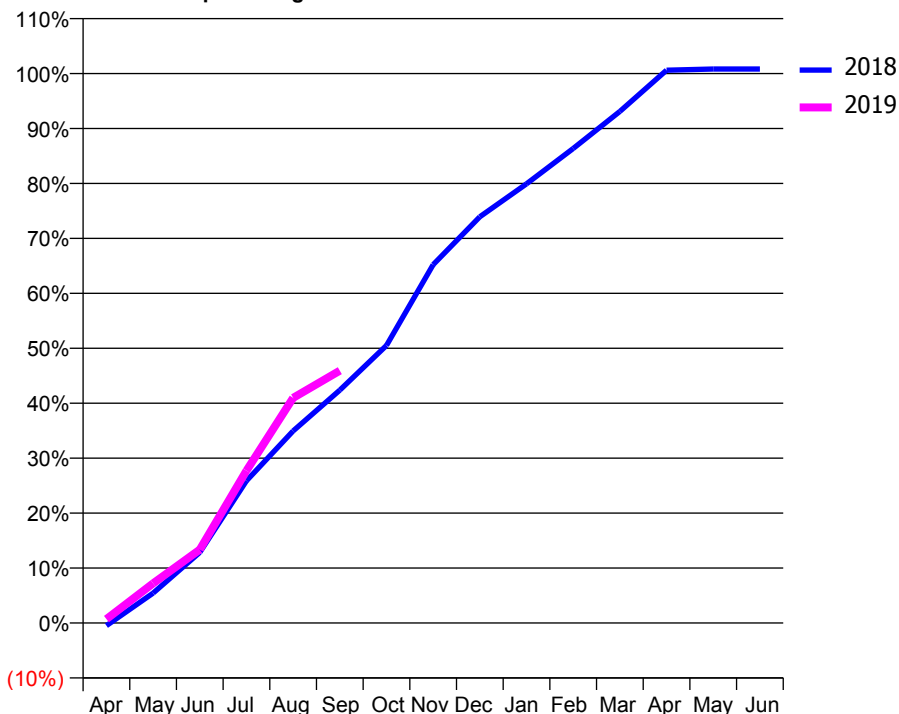
ACCESS*

Patients seen in 24 months	Total	Change since previous quarter
Quarter ending September 2017	381	
Quarter ending December 2017	400	↑
Quarter ending March 2018	385	↓
Quarter ending June 2018	361	↓
Quarter ending September 2018	379	↑
Variance since September 2017	(0.5%)	→



ACTIVITY

Cumulative percentage of contracted UDA delivered 2018 & 2019



Month	Adjusted Scheduled Activity (UDA)	
	2018	2019
April	-7	10
May	77	102
June	182	189
July	366	392
August	494	579
September	599	649
October	714	
November	922	
December	1,045	
January	1,130	
February	1,221	
March	1,316	
April	1,422	
May	1,425	
June	1,425	

QUALITY

	Quantity	Base Number	Contract	AT	Region	England
% of FP17s for the same patient ID Re-attending within 3 months - Children	0	30	0.0%	10.6%	11.4%	11.6%
% of FP17s for the same patient ID Re-attending within 3 months - Adults	1	260	0.4%	14.0%	15.0%	15.5%
% of FP17s for the same patient ID Re-attending between 3 & 9 months - Children	0	30	0.0%	59.8%	59.9%	58.8%
% of FP17s for the same patient ID Re-attending between 3 & 9 months - Adults	3	260	1.2%	49.1%	52.0%	51.1%
% of FP17s for Band 1 Urgent Courses	2	251	0.8%	9.1%	8.0%	9.0%
% of FP17s Relating to Free Repair or Replacements	0	251	0.0%	0.7%	0.8%	0.8%
% of FP17s Relating to Continuations	0	251	0.0%	1.0%	0.9%	0.9%
% of Patients satisfied with the dentistry they have received	0	0	N/A	93.6%	93.5%	93.3%
% of Patients satisfied with the time they had to wait for an appointment	0	0	N/A	88.4%	89.1%	88.9%

* This is based on patients treated on this contract for their most recent course of treatment. Figures in italics indicate the base number of FP17s or Patient Questionnaire responses are less than 100. N/A is shown where the base number of responses is less than 10 during the period. % is calculated as Quantity/Base number*100

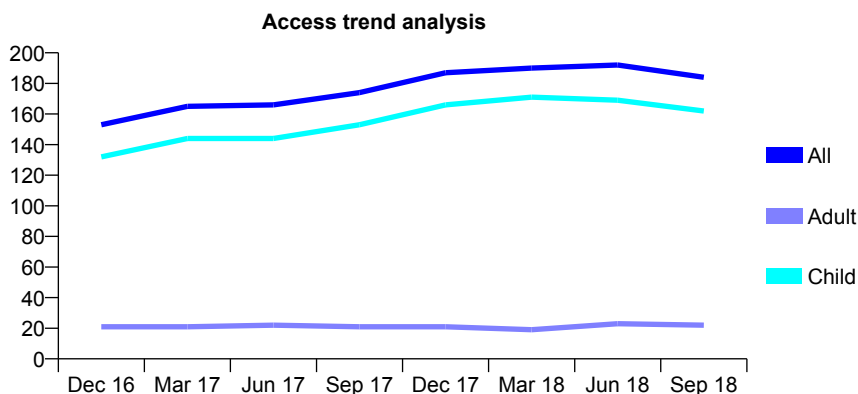
Q56 - Vital Signs At a Glance Contract Report for 657409/0001 - September 2018

Name or company name	MR JS FROST
Contract type name	GDS Contract
Purpose of contract	General
Contract start date	01/04/2006
Contract end date	

18/19 Contracted general activity (UDA)	259
Carry forward general activity (UDA)	0
18/19 Contracted orthodontic activity (UOA)	0
Carry forward orthodontic activity (UOA)	0
Baseline contract value	£5,981.44

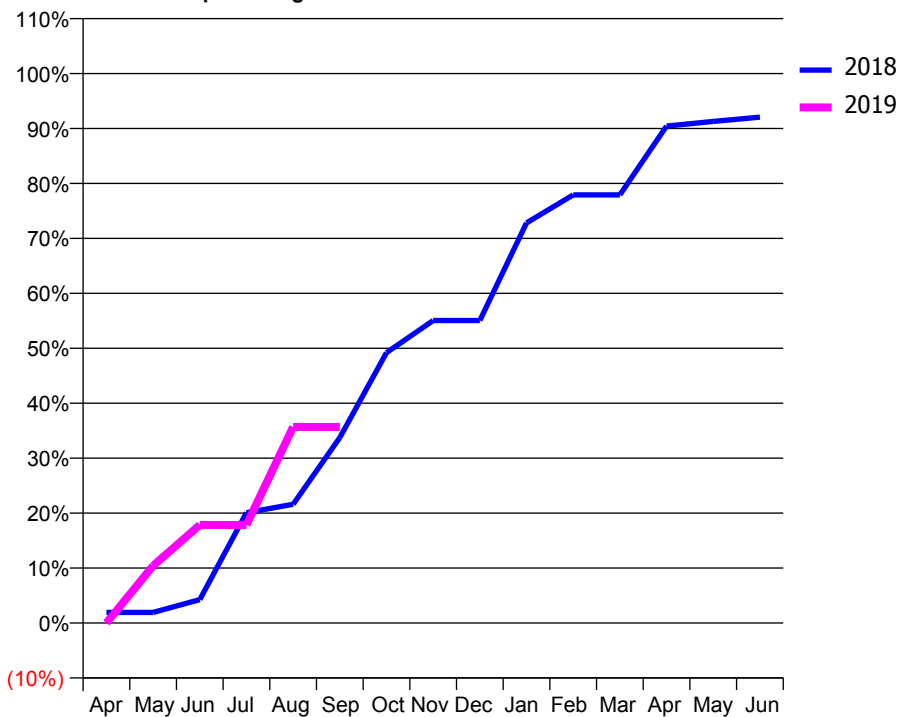
ACCESS*

Patients seen in 24 months	Total	Change since previous quarter
Quarter ending September 2017	174	
Quarter ending December 2017	187	↑
Quarter ending March 2018	190	→
Quarter ending June 2018	192	→
Quarter ending September 2018	184	↓
Variance since September 2017	5.7%	↑



ACTIVITY

Cumulative percentage of contracted UDA delivered 2018 & 2019



Adjusted Scheduled Activity (UDA)

Month	2018	2019
April	5	0
May	5	27
June	11	46
July	52	46
August	56	92
September	87	92
October	127	
November	143	
December	143	
January	189	
February	202	
March	202	
April	234	
May	236	
June	238	

QUALITY

	Quantity	Base Number	Contract	AT	Region	England
% of FP17s for the same patient ID Re-attending within 3 months - Children	9	131	6.9%	10.6%	11.4%	11.6%
% of FP17s for the same patient ID Re-attending within 3 months - Adults	2	6	33.3%	14.0%	15.0%	15.5%
% of FP17s for the same patient ID Re-attending between 3 & 9 months - Children	78	131	59.5%	59.8%	59.9%	58.8%
% of FP17s for the same patient ID Re-attending between 3 & 9 months - Adults	3	6	50.0%	49.1%	52.0%	51.1%
% of FP17s for Band 1 Urgent Courses	2	88	2.3%	9.1%	8.0%	9.0%
% of FP17s Relating to Free Repair or Replacements	0	88	0.0%	0.7%	0.8%	0.8%
% of FP17s Relating to Continuations	0	88	0.0%	1.0%	0.9%	0.9%
% of Patients satisfied with the dentistry they have received	0	0	N/A	93.6%	93.5%	93.3%
% of Patients satisfied with the time they had to wait for an appointment	0	0	N/A	88.4%	89.1%	88.9%

* This is based on patients treated on this contract for their most recent course of treatment. Figures in italics indicate the base number of FP17s or Patient Questionnaire responses are less than 100. N/A is shown where the base number of responses is less than 10 during the period. % is calculated as Quantity/Base number*100

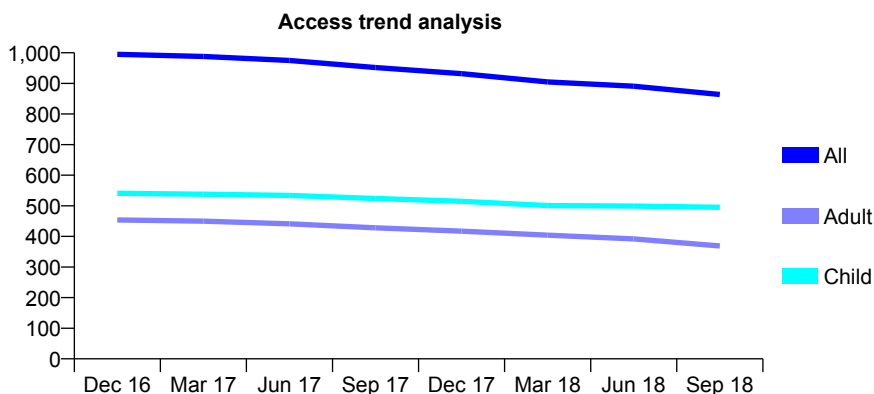
Q56 - Vital Signs At a Glance Contract Report for 657719/0001 - September 2018

Name or company name	MR IS MALHERBE
Contract type name	GDS Contract
Purpose of contract	General and Orthodontic
Contract start date	01/04/2006
Contract end date	

18/19 Contracted general activity (UDA)	3,200
Carry forward general activity (UDA)	0
18/19 Contracted orthodontic activity (UOA)	579
Carry forward orthodontic activity (UOA)	0
Baseline contract value	£84,004.02

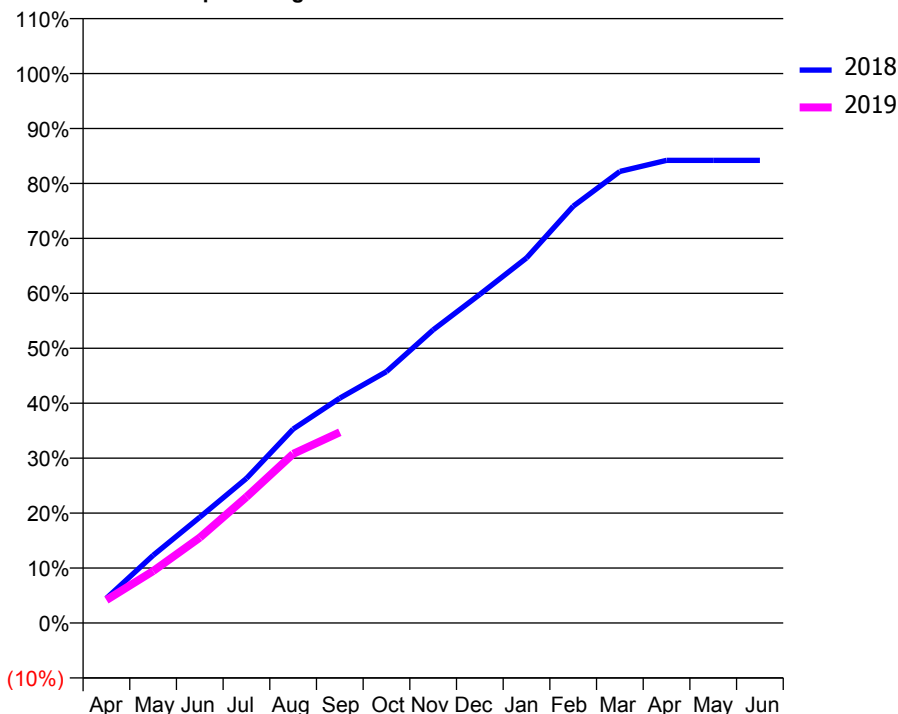
ACCESS*

Patients seen in 24 months	Total	Change since previous quarter
Quarter ending September 2017	952	
Quarter ending December 2017	932	↓
Quarter ending March 2018	905	↓
Quarter ending June 2018	891	↓
Quarter ending September 2018	864	↓
Variance since September 2017	(9.2%)	↓



ACTIVITY

Cumulative percentage of contracted UDA delivered 2018 & 2019



Adjusted Scheduled Activity (UDA)

Month	2018	2019
April	144	134
May	394	302
June	616	498
July	842	734
August	1,129	985
September	1,309	1,111
October	1,464	
November	1,707	
December	1,914	
January	2,125	
February	2,427	
March	2,630	
April	2,694	
May	2,694	
June	2,694	

QUALITY

	Quantity	Base Number	Contract	AT	Region	England
% of FP17s for the same patient ID Re-attending within 3 months - Children	27	404	6.7%	10.6%	11.4%	11.6%
% of FP17s for the same patient ID Re-attending within 3 months - Adults	32	224	14.3%	14.0%	15.0%	15.5%
% of FP17s for the same patient ID Re-attending between 3 & 9 months - Children	276	404	68.3%	59.8%	59.9%	58.8%
% of FP17s for the same patient ID Re-attending between 3 & 9 months - Adults	142	224	63.4%	49.1%	52.0%	51.1%
% of FP17s for Band 1 Urgent Courses	25	599	4.2%	9.1%	8.0%	9.0%
% of FP17s Relating to Free Repair or Replacements	0	599	0.0%	0.7%	0.8%	0.8%
% of FP17s Relating to Continuations	11	599	1.8%	1.0%	0.9%	0.9%
% of Patients satisfied with the dentistry they have received	0	0	N/A	93.6%	93.5%	93.3%
% of Patients satisfied with the time they had to wait for an appointment	0	0	N/A	88.4%	89.1%	88.9%

* This is based on patients treated on this contract for their most recent course of treatment. Figures in italics indicate the base number of FP17s or Patient Questionnaire responses are less than 100. N/A is shown where the base number of responses is less than 10 during the period. % is calculated as Quantity/Base number*100

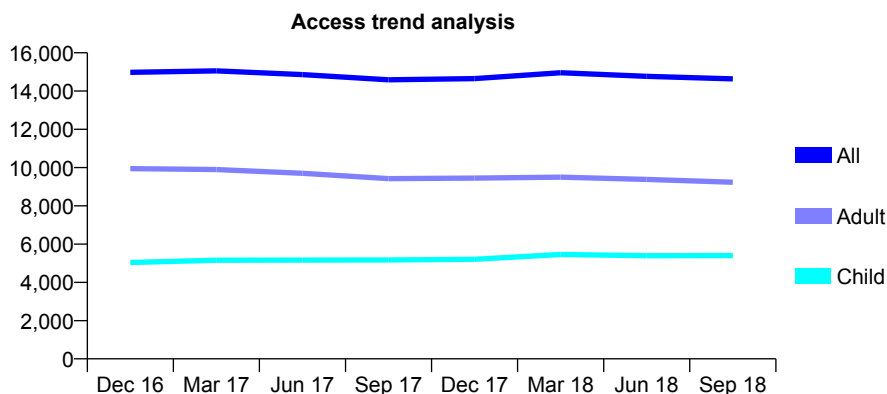
Q56 - Vital Signs At a Glance Contract Report for 659606/0002 - September 2018

Name or company name	MR RM WADHWANI
Contract type name	GDS Contract
Purpose of contract	General
Contract start date	01/04/2006
Contract end date	

18/19 Contracted general activity (UDA)	32,047
Carry forward general activity (UDA)	0
18/19 Contracted orthodontic activity (UOA)	0
Carry forward orthodontic activity (UOA)	0
Baseline contract value	£923,435.66

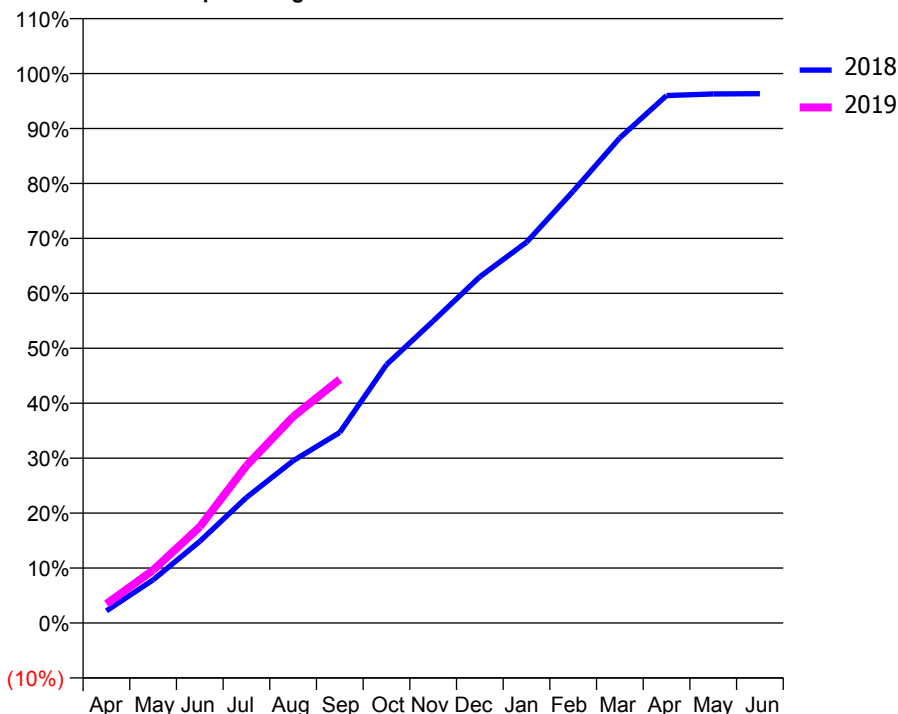
ACCESS*

Patients seen in 24 months	Total	Change since previous quarter
Quarter ending September 2017	14,590	
Quarter ending December 2017	14,649	→
Quarter ending March 2018	14,956	↑
Quarter ending June 2018	14,772	↓
Quarter ending September 2018	14,639	→
Variance since September 2017	0.3%	→



ACTIVITY

Cumulative percentage of contracted UDA delivered 2018 & 2019



Adjusted Scheduled Activity (UDA)

Month	2018	2019
April	696	1,112
May	2,470	3,081
June	4,683	5,610
July	7,194	9,174
August	9,301	12,036
September	10,927	14,214
October	14,814	
November	17,309	
December	19,848	
January	21,829	
February	24,758	
March	27,809	
April	30,237	
May	30,330	
June	30,340	

QUALITY

	Quantity	Base Number	Contract	AT	Region	England
% of FP17s for the same patient ID Re-attending within 3 months - Children	511	4,362	11.7%	10.6%	11.4%	11.6%
% of FP17s for the same patient ID Re-attending within 3 months - Adults	823	5,879	14.0%	14.0%	15.0%	15.5%
% of FP17s for the same patient ID Re-attending between 3 & 9 months - Children	2,319	4,362	53.2%	59.8%	59.9%	58.8%
% of FP17s for the same patient ID Re-attending between 3 & 9 months - Adults	2,653	5,879	45.1%	49.1%	52.0%	51.1%
% of FP17s for Band 1 Urgent Courses	633	8,238	7.7%	9.1%	8.0%	9.0%
% of FP17s Relating to Free Repair or Replacements	47	8,238	0.6%	0.7%	0.8%	0.8%
% of FP17s Relating to Continuations	15	8,238	0.2%	1.0%	0.9%	0.9%
% of Patients satisfied with the dentistry they have received	4	4	N/A	93.6%	93.5%	93.3%
% of Patients satisfied with the time they had to wait for an appointment	3	4	N/A	88.4%	89.1%	88.9%

* This is based on patients treated on this contract for their most recent course of treatment. Figures in italics indicate the base number of FP17s or Patient Questionnaire responses are less than 100. N/A is shown where the base number of responses is less than 10 during the period. % is calculated as Quantity/Base number*100

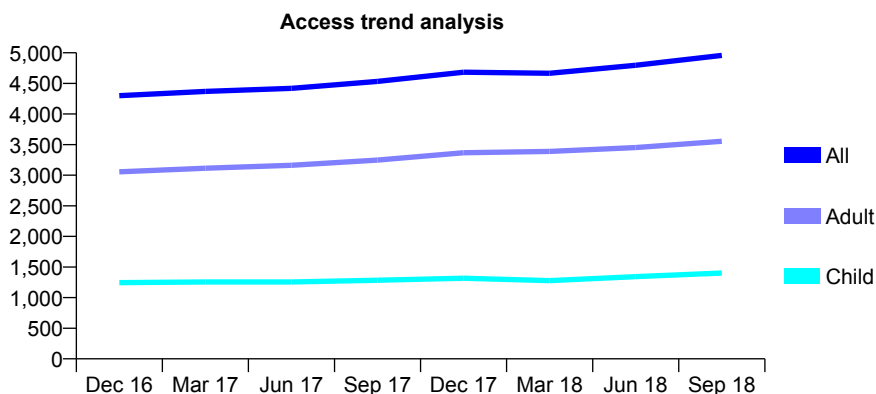
Q56 - Vital Signs At a Glance Contract Report for 659606/0006 - September 2018

Name or company name	MR RM WADHWANI
Contract type name	GDS Contract
Purpose of contract	General
Contract start date	03/12/2007
Contract end date	

18/19 Contracted general activity (UDA)	10,000
Carry forward general activity (UDA)	0
18/19 Contracted orthodontic activity (UOA)	0
Carry forward orthodontic activity (UOA)	0
Baseline contract value	£249,517.10

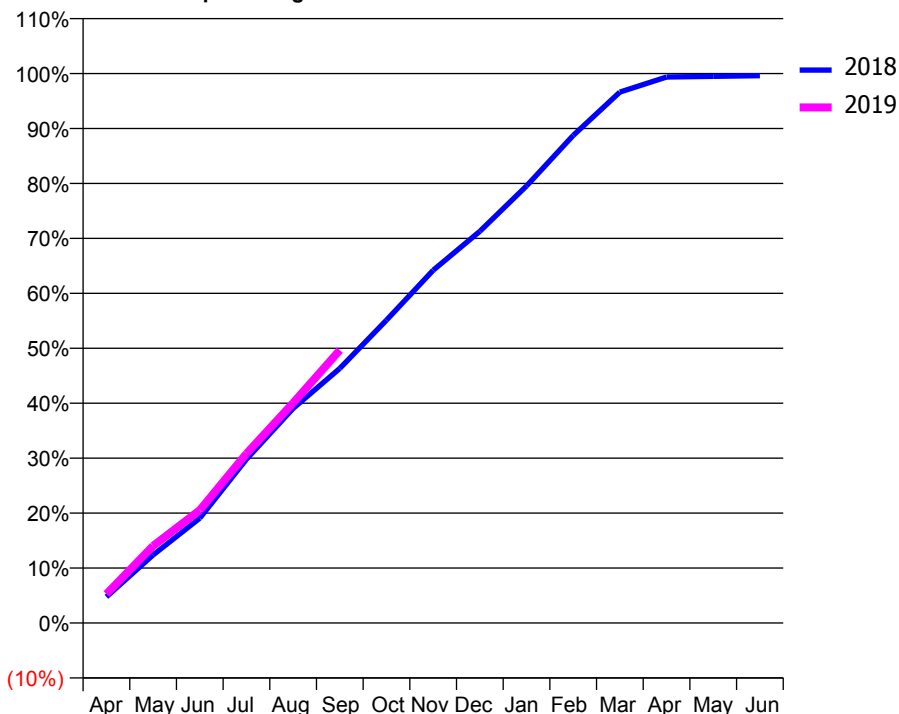
ACCESS*

Patients seen in 24 months	Total	Change since previous quarter
Quarter ending September 2017	4,532	
Quarter ending December 2017	4,684	↑
Quarter ending March 2018	4,665	→
Quarter ending June 2018	4,796	↑
Quarter ending September 2018	4,957	↑
Variance since September 2017	9.4%	↑



ACTIVITY

Cumulative percentage of contracted UDA delivered 2018 & 2019



Month	Adjusted Scheduled Activity (UDA)	
	2018	2019
April	477	527
May	1,240	1,403
June	1,907	2,055
July	2,982	3,083
August	3,906	4,006
September	4,633	4,967
October	5,513	
November	6,420	
December	7,128	
January	7,954	
February	8,873	
March	9,663	
April	9,935	
May	9,949	
June	9,961	

QUALITY

	Quantity	Base Number	Contract	AT	Region	England
% of FP17s for the same patient ID Re-attending within 3 months - Children	46	1,006	4.6%	10.6%	11.4%	11.6%
% of FP17s for the same patient ID Re-attending within 3 months - Adults	318	2,458	12.9%	14.0%	15.0%	15.5%
% of FP17s for the same patient ID Re-attending between 3 & 9 months - Children	520	1,006	51.7%	59.8%	59.9%	58.8%
% of FP17s for the same patient ID Re-attending between 3 & 9 months - Adults	1,245	2,458	50.7%	49.1%	52.0%	51.1%
% of FP17s for Band 1 Urgent Courses	275	3,280	8.4%	9.1%	8.0%	9.0%
% of FP17s Relating to Free Repair or Replacements	15	3,280	0.5%	0.7%	0.8%	0.8%
% of FP17s Relating to Continuations	11	3,280	0.3%	1.0%	0.9%	0.9%
% of Patients satisfied with the dentistry they have received	3	3	N/A	93.6%	93.5%	93.3%
% of Patients satisfied with the time they had to wait for an appointment	3	3	N/A	88.4%	89.1%	88.9%

* This is based on patients treated on this contract for their most recent course of treatment. Figures in italics indicate the base number of FP17s or Patient Questionnaire responses are less than 100. N/A is shown where the base number of responses is less than 10 during the period. % is calculated as Quantity/Base number*100

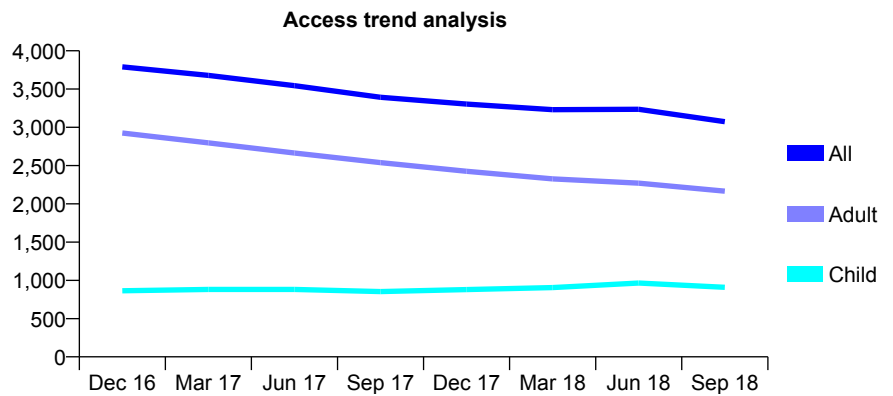
Q56 - Vital Signs At a Glance Contract Report for 664197/0003 - September 2018

Name or company name	Mobeen Ahmed
Contract type name	GDS Contract
Purpose of contract	General
Contract start date	01/04/2006
Contract end date	

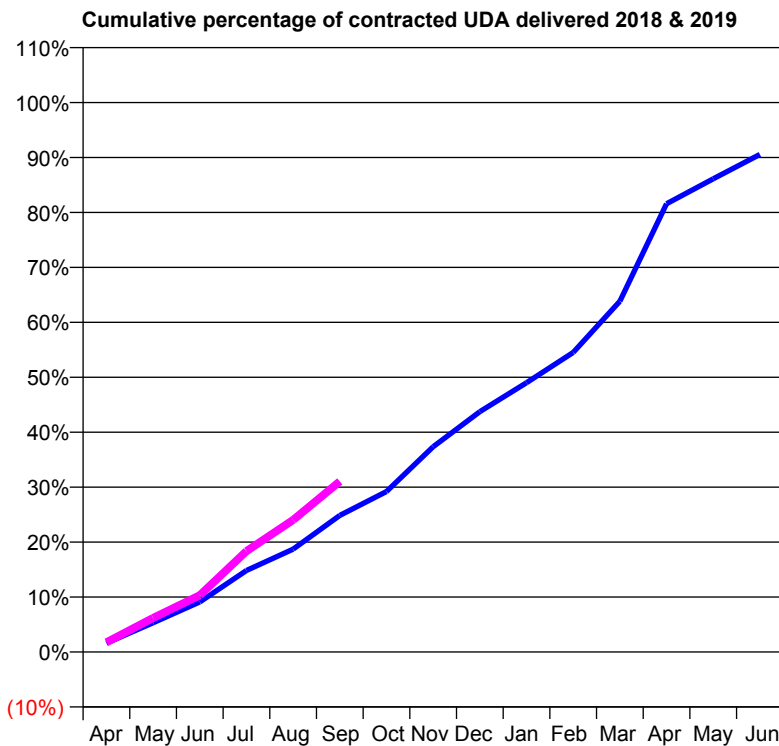
18/19 Contracted general activity (UDA)	10,082
Carry forward general activity (UDA)	0
18/19 Contracted orthodontic activity (UOA)	0
Carry forward orthodontic activity (UOA)	0
Baseline contract value	£256,307.47

ACCESS*

Patients seen in 24 months	Total	Change since previous quarter
Quarter ending September 2017	3,392	
Quarter ending December 2017	3,304	↓
Quarter ending March 2018	3,231	↓
Quarter ending June 2018	3,236	→
Quarter ending September 2018	3,074	↓
Variance since September 2017	(9.4%)	↓



ACTIVITY



Month	Adjusted Scheduled Activity (UDA)	
	2018	2019
April	162	178
May	536	626
June	920	1,042
July	1,496	1,852
August	1,889	2,424
September	2,507	3,130
October	2,944	
November	3,766	
December	4,411	
January	4,940	
February	5,496	
March	6,436	
April	8,225	
May	8,682	
June	9,131	

QUALITY

	Quantity	Base Number	Contract	AT	Region	England
% of FP17s for the same patient ID Re-attending within 3 months - Children	86	681	12.6%	10.6%	11.4%	11.6%
% of FP17s for the same patient ID Re-attending within 3 months - Adults	110	1,311	8.4%	14.0%	15.0%	15.5%
% of FP17s for the same patient ID Re-attending between 3 & 9 months - Children	226	681	33.2%	59.8%	59.9%	58.8%
% of FP17s for the same patient ID Re-attending between 3 & 9 months - Adults	558	1,311	42.6%	49.1%	52.0%	51.1%
% of FP17s for Band 1 Urgent Courses	82	1,368	6.0%	9.1%	8.0%	9.0%
% of FP17s Relating to Free Repair or Replacements	0	1,368	0.0%	0.7%	0.8%	0.8%
% of FP17s Relating to Continuations	0	1,368	0.0%	1.0%	0.9%	0.9%
% of Patients satisfied with the dentistry they have received	0	1	N/A	93.6%	93.5%	93.3%
% of Patients satisfied with the time they had to wait for an appointment	1	1	N/A	88.4%	89.1%	88.9%

* This is based on patients treated on this contract for their most recent course of treatment. Figures in italics indicate the base number of FP17s or Patient Questionnaire responses are less than 100. N/A is shown where the base number of responses is less than 10 during the period. % is calculated as Quantity/Base number*100

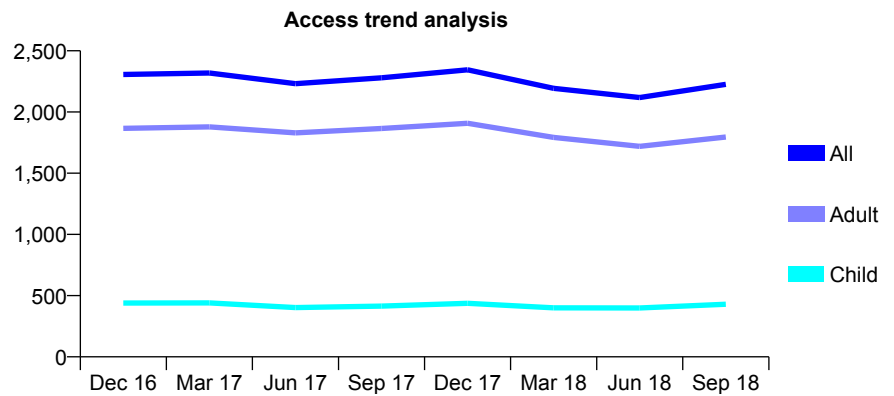
Q56 - Vital Signs At a Glance Contract Report for 673358/0001 - September 2018

Name or company name	MISS SM WEINACHT
Contract type name	GDS Contract
Purpose of contract	General
Contract start date	01/04/2006
Contract end date	

18/19 Contracted general activity (UDA)	6,271
Carry forward general activity (UDA)	0
18/19 Contracted orthodontic activity (UOA)	0
Carry forward orthodontic activity (UOA)	0
Baseline contract value	£162,202.85

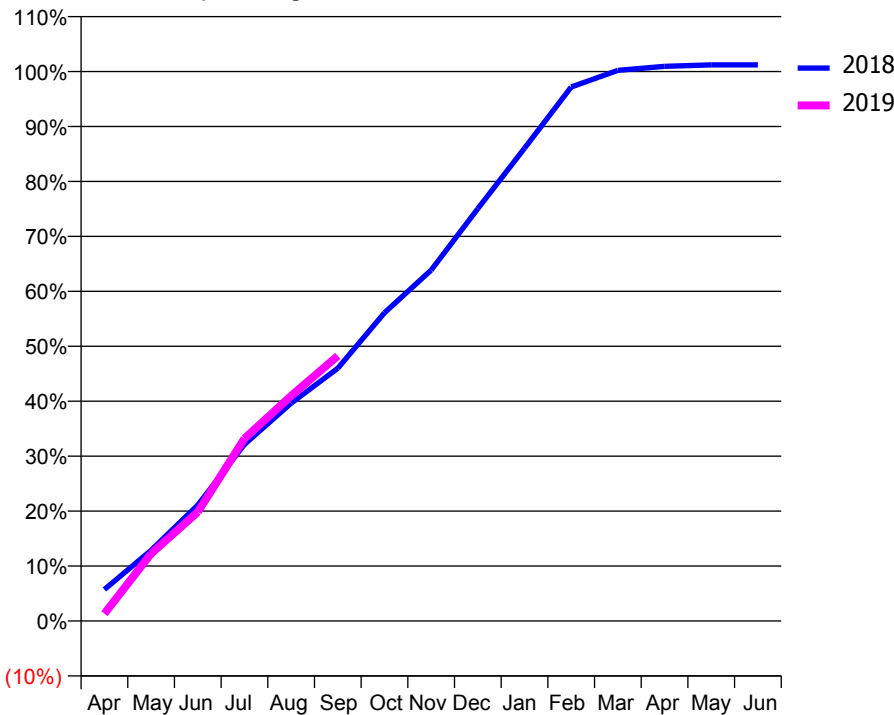
ACCESS*

Patients seen in 24 months	Total	Change since previous quarter
Quarter ending September 2017	2,279	
Quarter ending December 2017	2,345	↑
Quarter ending March 2018	2,193	↓
Quarter ending June 2018	2,118	↓
Quarter ending September 2018	2,226	↑
Variance since September 2017	(2.3%)	↓



ACTIVITY

Cumulative percentage of contracted UDA delivered 2018 & 2019



Month	Adjusted Scheduled Activity (UDA)	
	2018	2019
April	359	85
May	807	770
June	1,324	1,244
July	2,016	2,083
August	2,486	2,569
September	2,885	3,026
October	3,517	
November	4,004	
December	4,706	
January	5,395	
February	6,093	
March	6,285	
April	6,330	
May	6,347	
June	6,347	

QUALITY

	Quantity	Base Number	Contract	AT	Region	England
% of FP17s for the same patient ID Re-attending within 3 months - Children	20	325	6.2%	10.6%	11.4%	11.6%
% of FP17s for the same patient ID Re-attending within 3 months - Adults	109	1,270	8.6%	14.0%	15.0%	15.5%
% of FP17s for the same patient ID Re-attending between 3 & 9 months - Children	162	325	49.8%	59.8%	59.9%	58.8%
% of FP17s for the same patient ID Re-attending between 3 & 9 months - Adults	549	1,270	43.2%	49.1%	52.0%	51.1%
% of FP17s for Band 1 Urgent Courses	103	1,582	6.5%	9.1%	8.0%	9.0%
% of FP17s Relating to Free Repair or Replacements	5	1,582	0.3%	0.7%	0.8%	0.8%
% of FP17s Relating to Continuations	11	1,582	0.7%	1.0%	0.9%	0.9%
% of Patients satisfied with the dentistry they have received	10	10	100.0%	93.6%	93.5%	93.3%
% of Patients satisfied with the time they had to wait for an appointment	10	10	100.0%	88.4%	89.1%	88.9%

* This is based on patients treated on this contract for their most recent course of treatment. Figures in italics indicate the base number of FP17s or Patient Questionnaire responses are less than 100. N/A is shown where the base number of responses is less than 10 during the period. % is calculated as Quantity/Base number*100

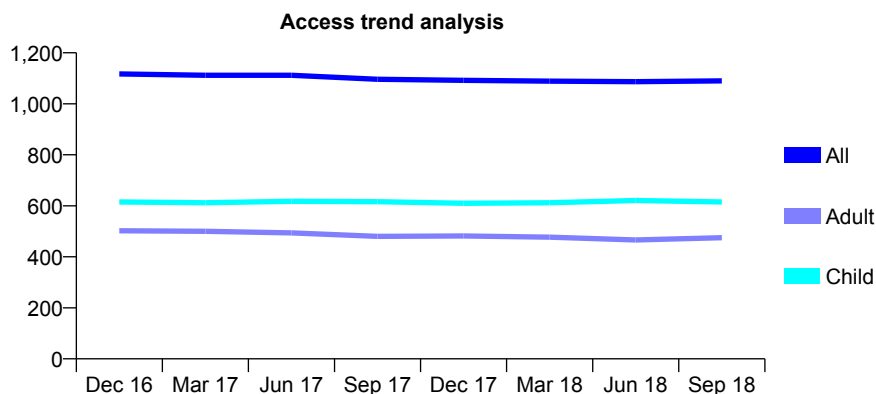
Q56 - Vital Signs At a Glance Contract Report for 676934/0001 - September 2018

Name or company name	Station House Dental Surgery
Contract type name	GDS Contract
Purpose of contract	General
Contract start date	01/04/2006
Contract end date	

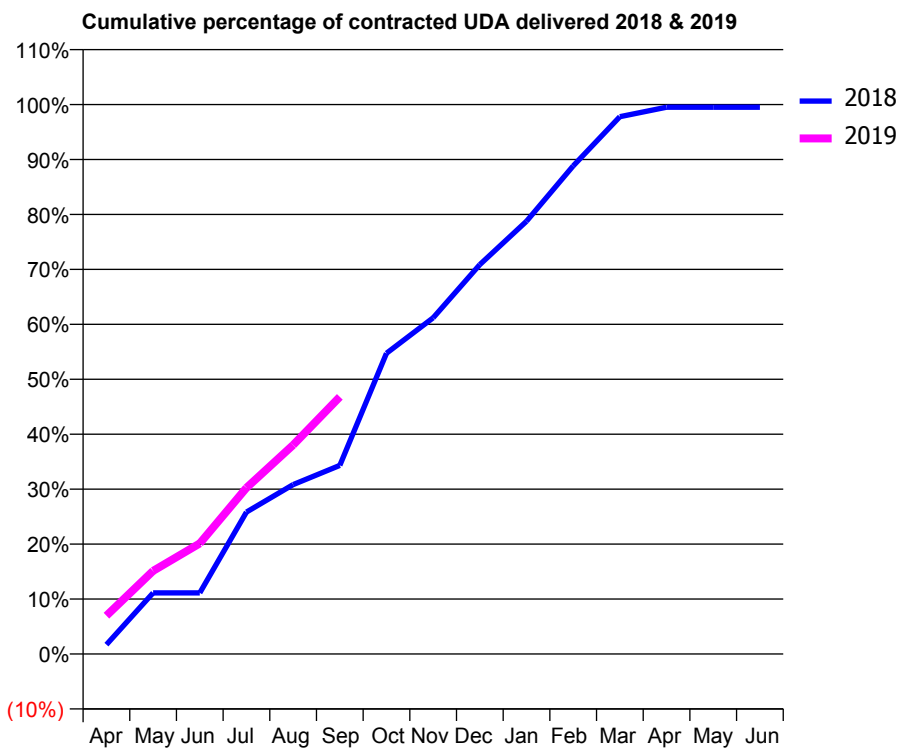
18/19 Contracted general activity (UDA)	3,336
Carry forward general activity (UDA)	0
18/19 Contracted orthodontic activity (UOA)	0
Carry forward orthodontic activity (UOA)	0
Baseline contract value	£77,195.04

ACCESS*

Patients seen in 24 months	Total	Change since previous quarter
Quarter ending September 2017	1,096	
Quarter ending December 2017	1,092	→
Quarter ending March 2018	1,089	→
Quarter ending June 2018	1,087	→
Quarter ending September 2018	1,090	→
Variance since September 2017	(0.5%)	→



ACTIVITY



Adjusted Scheduled Activity (UDA)		
Month	2018	2019
April	57	233
May	371	505
June	371	671
July	862	1,009
August	1,029	1,269
September	1,145	1,561
October	1,826	
November	2,041	
December	2,364	
January	2,628	
February	2,963	
March	3,262	
April	3,319	
May	3,319	
June	3,319	

QUALITY

	Quantity	Base Number	Contract	AT	Region	England
% of FP17s for the same patient ID Re-attending within 3 months - Children	55	507	10.8%	10.6%	11.4%	11.6%
% of FP17s for the same patient ID Re-attending within 3 months - Adults	60	274	21.9%	14.0%	15.0%	15.5%
% of FP17s for the same patient ID Re-attending between 3 & 9 months - Children	340	507	67.1%	59.8%	59.9%	58.8%
% of FP17s for the same patient ID Re-attending between 3 & 9 months - Adults	150	274	54.7%	49.1%	52.0%	51.1%
% of FP17s for Band 1 Urgent Courses	35	761	4.6%	9.1%	8.0%	9.0%
% of FP17s Relating to Free Repair or Replacements	0	761	0.0%	0.7%	0.8%	0.8%
% of FP17s Relating to Continuations	0	761	0.0%	1.0%	0.9%	0.9%
% of Patients satisfied with the dentistry they have received	0	0	N/A	93.6%	93.5%	93.3%
% of Patients satisfied with the time they had to wait for an appointment	0	0	N/A	88.4%	89.1%	88.9%

* This is based on patients treated on this contract for their most recent course of treatment. Figures in italics indicate the base number of FP17s or Patient Questionnaire responses are less than 100. N/A is shown where the base number of responses is less than 10 during the period. % is calculated as Quantity/Base number*100

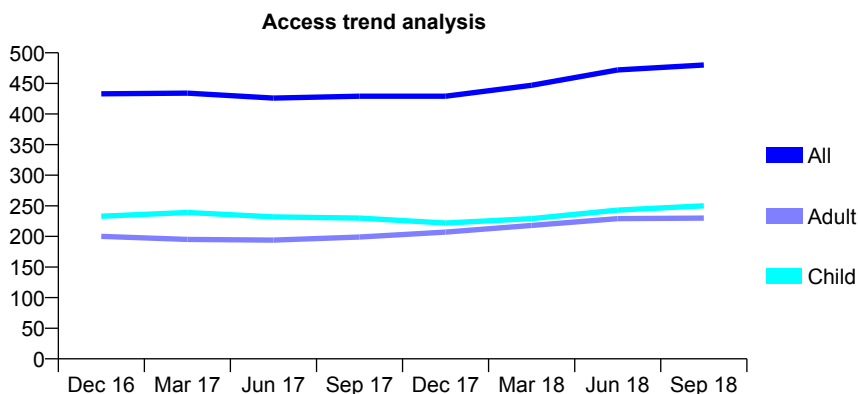
Q56 - Vital Signs At a Glance Contract Report for 729159/0001 - September 2018

Name or company name	MRS AM RAE
Contract type name	GDS Contract
Purpose of contract	General and Orthodontic
Contract start date	01/04/2006
Contract end date	

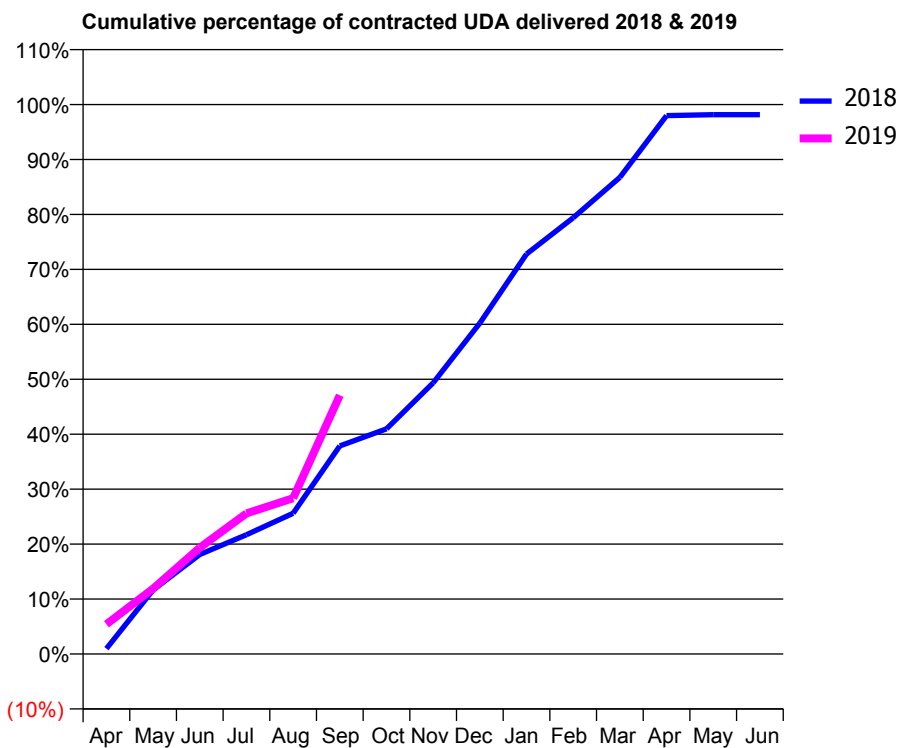
18/19 Contracted general activity (UDA)	612
Carry forward general activity (UDA)	0
18/19 Contracted orthodontic activity (UOA)	709
Carry forward orthodontic activity (UOA)	0
Baseline contract value	£61,198.41

ACCESS*

Patients seen in 24 months	Total	Change since previous quarter
Quarter ending September 2017	429	
Quarter ending December 2017	429	→
Quarter ending March 2018	447	↑
Quarter ending June 2018	472	↑
Quarter ending September 2018	480	→
Variance since September 2017	11.9%	↑



ACTIVITY



Month	Adjusted Scheduled Activity (UDA)	
	2018	2019
April	6	33
May	71	73
June	111	118
July	133	157
August	157	174
September	232	288
October	251	
November	302	
December	369	
January	445	
February	486	
March	531	
April	600	
May	601	
June	601	

QUALITY

	Quantity	Base Number	Contract	AT	Region	England
% of FP17s for the same patient ID Re-attending within 3 months - Children	8	218	3.7%	10.6%	11.4%	11.6%
% of FP17s for the same patient ID Re-attending within 3 months - Adults	4	110	3.6%	14.0%	15.0%	15.5%
% of FP17s for the same patient ID Re-attending between 3 & 9 months - Children	80	218	36.7%	59.8%	59.9%	58.8%
% of FP17s for the same patient ID Re-attending between 3 & 9 months - Adults	40	110	36.4%	49.1%	52.0%	51.1%
% of FP17s for Band 1 Urgent Courses	11	220	5.0%	9.1%	8.0%	9.0%
% of FP17s Relating to Free Repair or Replacements	0	220	0.0%	0.7%	0.8%	0.8%
% of FP17s Relating to Continuations	0	220	0.0%	1.0%	0.9%	0.9%
% of Patients satisfied with the dentistry they have received	0	0	N/A	93.6%	93.5%	93.3%
% of Patients satisfied with the time they had to wait for an appointment	0	0	N/A	88.4%	89.1%	88.9%

* This is based on patients treated on this contract for their most recent course of treatment. Figures in italics indicate the base number of FP17s or Patient Questionnaire responses are less than 100. N/A is shown where the base number of responses is less than 10 during the period. % is calculated as Quantity/Base number*100

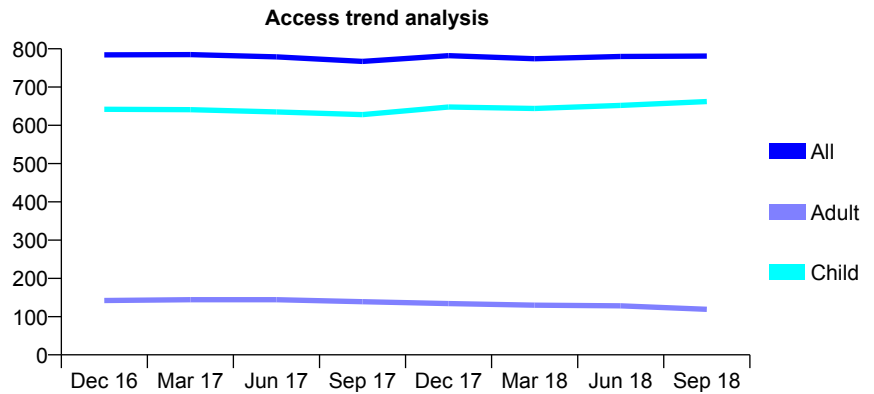
Q56 - Vital Signs At a Glance Contract Report for 731692/0001 - September 2018

Name or company name	MR MC ACKERMAN
Contract type name	GDS Contract
Purpose of contract	General
Contract start date	01/04/2006
Contract end date	

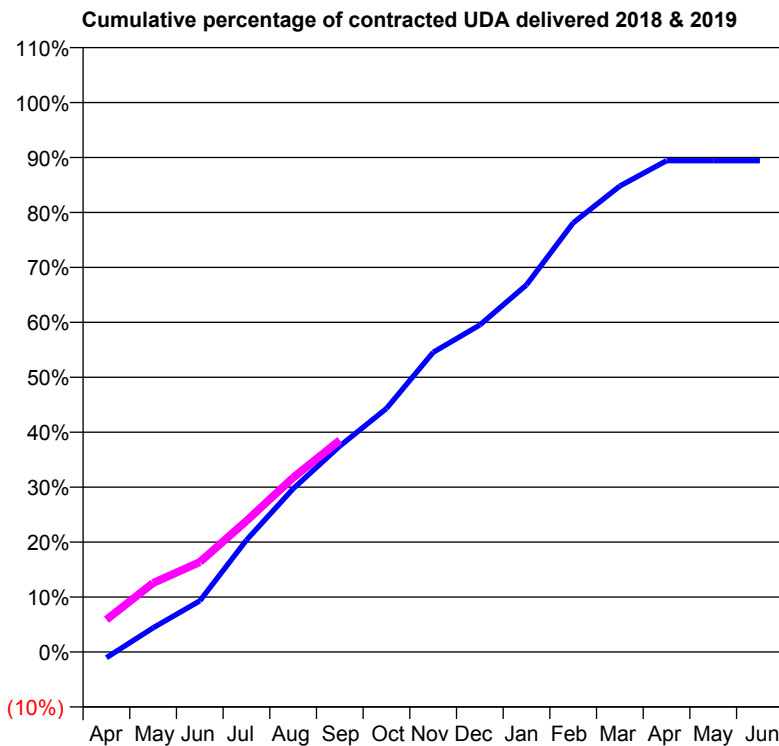
18/19 Contracted general activity (UDA)	1,721
Carry forward general activity (UDA)	0
18/19 Contracted orthodontic activity (UOA)	0
Carry forward orthodontic activity (UOA)	0
Baseline contract value	£35,968.92

ACCESS*

Patients seen in 24 months	Total	Change since previous quarter
Quarter ending September 2017	767	
Quarter ending December 2017	782	→
Quarter ending March 2018	774	↓
Quarter ending June 2018	780	→
Quarter ending September 2018	781	→
Variance since September 2017	1.8%	→



ACTIVITY



Month	Adjusted Scheduled Activity (UDA)	
	2018	2019
April	-18	101
May	76	216
June	160	282
July	350	411
August	512	546
September	645	664
October	763	
November	939	
December	1,024	
January	1,150	
February	1,344	
March	1,460	
April	1,539	
May	1,539	
June	1,539	

QUALITY

	Quantity	Base Number	Contract	AT	Region	England
% of FP17s for the same patient ID Re-attending within 3 months - Children	33	566	5.8%	10.6%	11.4%	11.6%
% of FP17s for the same patient ID Re-attending within 3 months - Adults	4	52	7.7%	14.0%	15.0%	15.5%
% of FP17s for the same patient ID Re-attending between 3 & 9 months - Children	397	566	70.1%	59.8%	59.9%	58.8%
% of FP17s for the same patient ID Re-attending between 3 & 9 months - Adults	39	52	75.0%	49.1%	52.0%	51.1%
% of FP17s for Band 1 Urgent Courses	18	552	3.3%	9.1%	8.0%	9.0%
% of FP17s Relating to Free Repair or Replacements	0	552	0.0%	0.7%	0.8%	0.8%
% of FP17s Relating to Continuations	0	552	0.0%	1.0%	0.9%	0.9%
% of Patients satisfied with the dentistry they have received	0	0	N/A	93.6%	93.5%	93.3%
% of Patients satisfied with the time they had to wait for an appointment	0	0	N/A	88.4%	89.1%	88.9%

* This is based on patients treated on this contract for their most recent course of treatment. Figures in italics indicate the base number of FP17s or Patient Questionnaire responses are less than 100. N/A is shown where the base number of responses is less than 10 during the period. % is calculated as Quantity/Base number*100

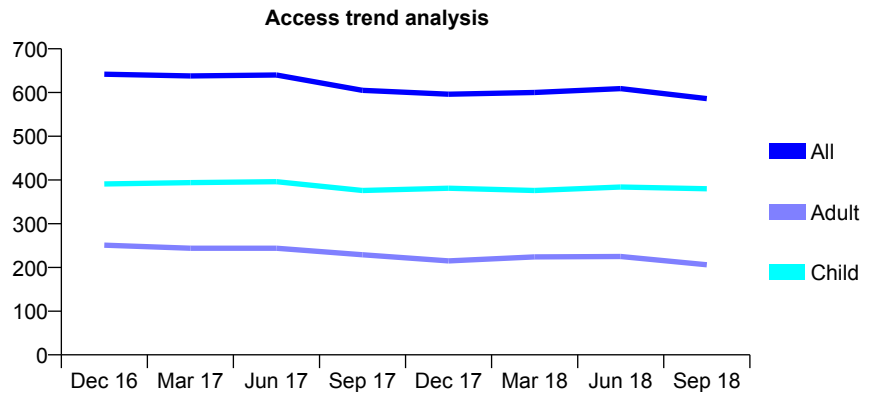
Q56 - Vital Signs At a Glance Contract Report for 732184/0001 - September 2018

Name or company name	Mr T Mullan
Contract type name	GDS Contract
Purpose of contract	General
Contract start date	01/04/2006
Contract end date	

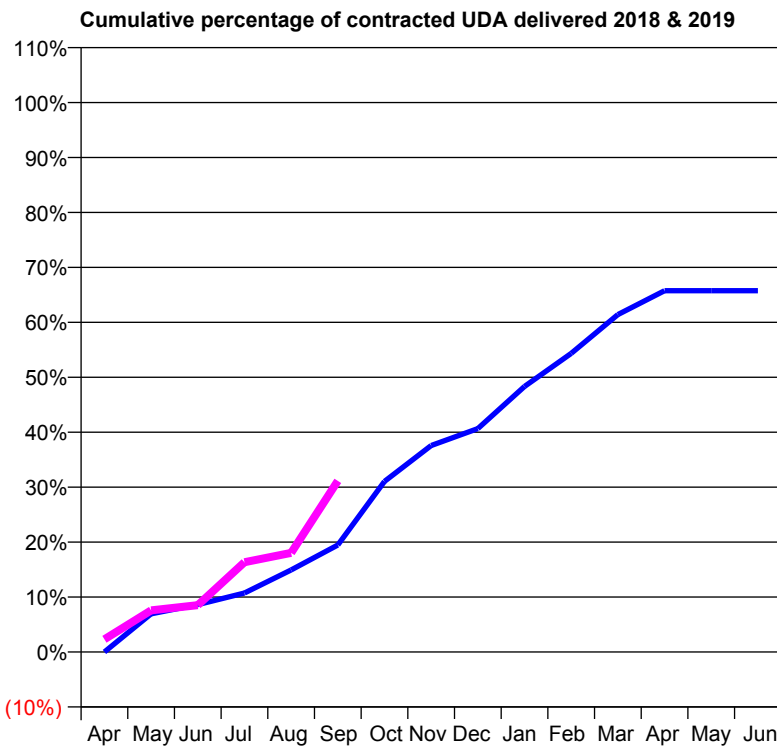
18/19 Contracted general activity (UDA)	950
Carry forward general activity (UDA)	0
18/19 Contracted orthodontic activity (UOA)	0
Carry forward orthodontic activity (UOA)	0
Baseline contract value	£25,236.49

ACCESS*

Patients seen in 24 months	Total	Change since previous quarter
Quarter ending September 2017	605	
Quarter ending December 2017	596	↓
Quarter ending March 2018	600	→
Quarter ending June 2018	609	→
Quarter ending September 2018	586	↓
Variance since September 2017	(3.1%)	↓



ACTIVITY



Month	Adjusted Scheduled Activity (UDA)	
	2018	2019
April	0	22
May	66	72
June	82	81
July	102	155
August	142	171
September	185	296
October	295	
November	357	
December	386	
January	459	
February	516	
March	583	
April	625	
May	625	
June	625	

QUALITY

	Quantity	Base Number	Contract	AT	Region	England
% of FP17s for the same patient ID Re-attending within 3 months - Children	6	190	3.2%	10.6%	11.4%	11.6%
% of FP17s for the same patient ID Re-attending within 3 months - Adults	0	78	0.0%	14.0%	15.0%	15.5%
% of FP17s for the same patient ID Re-attending between 3 & 9 months - Children	76	190	40.0%	59.8%	59.9%	58.8%
% of FP17s for the same patient ID Re-attending between 3 & 9 months - Adults	24	78	30.8%	49.1%	52.0%	51.1%
% of FP17s for Band 1 Urgent Courses	4	234	1.7%	9.1%	8.0%	9.0%
% of FP17s Relating to Free Repair or Replacements	0	234	0.0%	0.7%	0.8%	0.8%
% of FP17s Relating to Continuations	0	234	0.0%	1.0%	0.9%	0.9%
% of Patients satisfied with the dentistry they have received	0	0	N/A	93.6%	93.5%	93.3%
% of Patients satisfied with the time they had to wait for an appointment	0	0	N/A	88.4%	89.1%	88.9%

* This is based on patients treated on this contract for their most recent course of treatment. Figures in italics indicate the base number of FP17s or Patient Questionnaire responses are less than 100. N/A is shown where the base number of responses is less than 10 during the period. % is calculated as Quantity/Base number*100

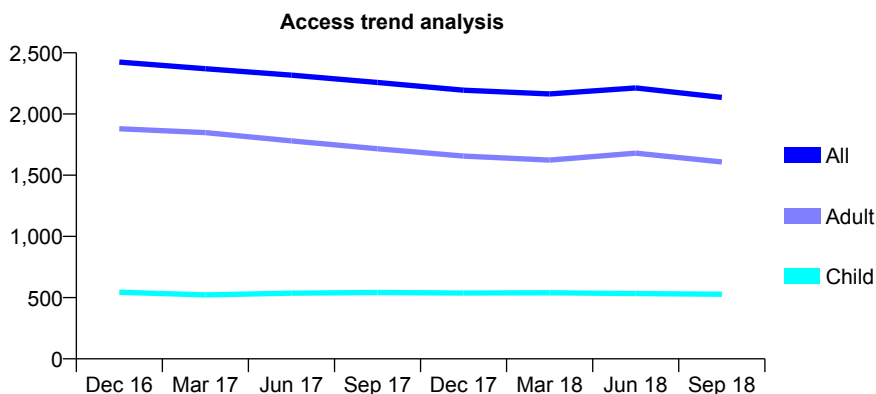
Q56 - Vital Signs At a Glance Contract Report for 732524/0001 - September 2018

Name or company name	MR PG MULLINS
Contract type name	GDS Contract
Purpose of contract	General
Contract start date	01/04/2006
Contract end date	

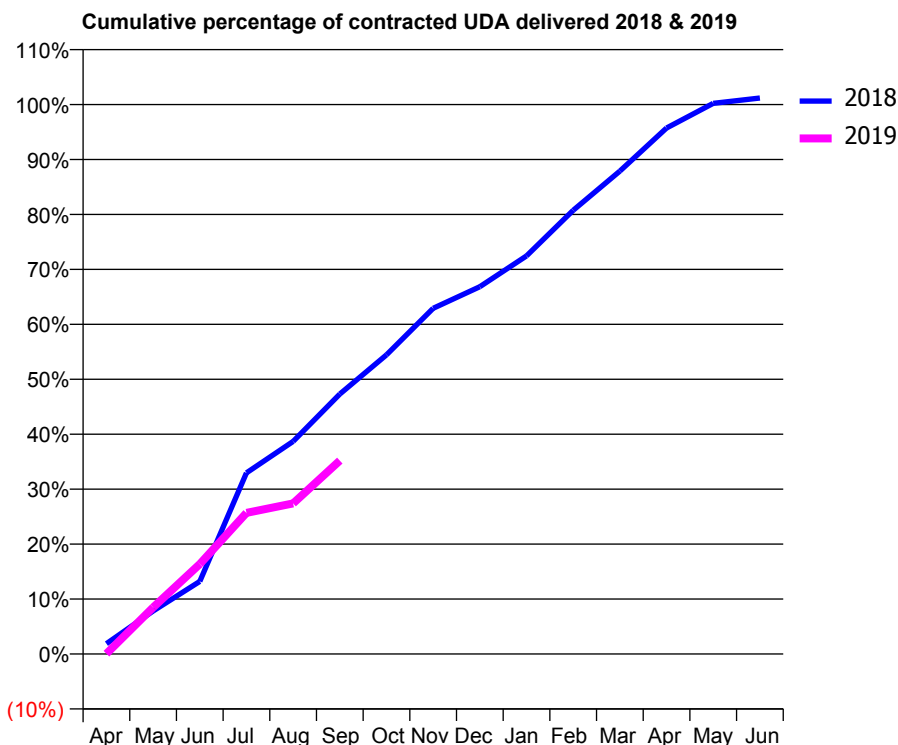
18/19 Contracted general activity (UDA)	5,240
Carry forward general activity (UDA)	0
18/19 Contracted orthodontic activity (UOA)	0
Carry forward orthodontic activity (UOA)	0
Baseline contract value	£169,639.81

ACCESS*

Patients seen in 24 months	Total	Change since previous quarter
Quarter ending September 2017	2,258	
Quarter ending December 2017	2,194	↓
Quarter ending March 2018	2,164	↓
Quarter ending June 2018	2,213	↑
Quarter ending September 2018	2,136	↓
Variance since September 2017	(5.4%)	↓



ACTIVITY



Month	Adjusted Scheduled Activity (UDA)	
	2018	2019
April	99	3
May	410	444
June	692	858
July	1,727	1,346
August	2,028	1,436
September	2,479	1,844
October	2,852	
November	3,297	
December	3,502	
January	3,796	
February	4,231	
March	4,606	
April	5,015	
May	5,251	
June	5,302	

QUALITY

	Quantity	Base Number	Contract	AT	Region	England
% of FP17s for the same patient ID Re-attending within 3 months - Children	19	411	4.6%	10.6%	11.4%	11.6%
% of FP17s for the same patient ID Re-attending within 3 months - Adults	337	1,115	30.2%	14.0%	15.0%	15.5%
% of FP17s for the same patient ID Re-attending between 3 & 9 months - Children	325	411	79.1%	59.8%	59.9%	58.8%
% of FP17s for the same patient ID Re-attending between 3 & 9 months - Adults	339	1,115	30.4%	49.1%	52.0%	51.1%
% of FP17s for Band 1 Urgent Courses	112	1,128	9.9%	9.1%	8.0%	9.0%
% of FP17s Relating to Free Repair or Replacements	15	1,128	1.3%	0.7%	0.8%	0.8%
% of FP17s Relating to Continuations	5	1,128	0.4%	1.0%	0.9%	0.9%
% of Patients satisfied with the dentistry they have received	3	4	N/A	93.6%	93.5%	93.3%
% of Patients satisfied with the time they had to wait for an appointment	3	4	N/A	88.4%	89.1%	88.9%

* This is based on patients treated on this contract for their most recent course of treatment. Figures in italics indicate the base number of FP17s or Patient Questionnaire responses are less than 100. N/A is shown where the base number of responses is less than 10 during the period. % is calculated as Quantity/Base number*100

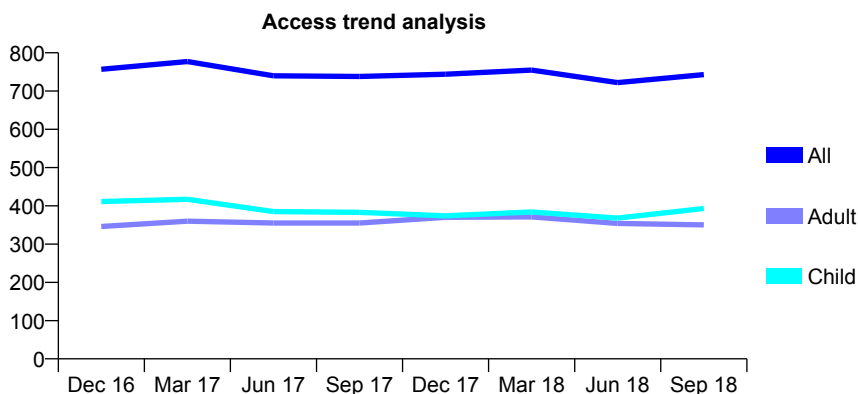
Q56 - Vital Signs At a Glance Contract Report for 736619/0001 - September 2018

Name or company name	MR DB BUCHANAN
Contract type name	PDS Contract
Purpose of contract	General and Orthodontic
Contract start date	01/08/2010
Contract end date	31/03/2019

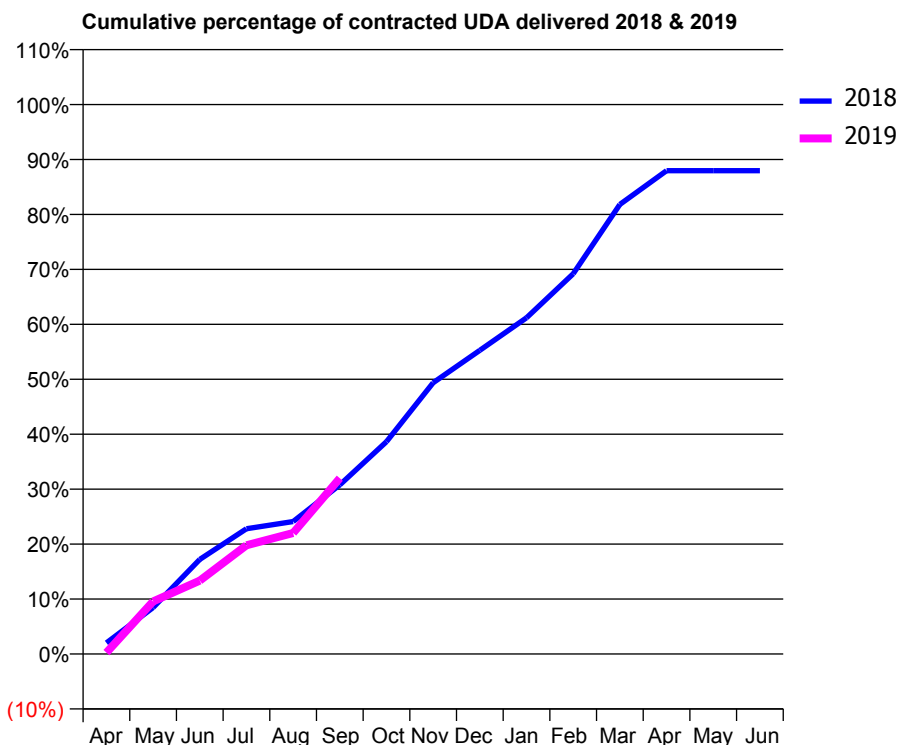
18/19 Contracted general activity (UDA)	1,628
Carry forward general activity (UDA)	0
18/19 Contracted orthodontic activity (UOA)	1,257
Carry forward orthodontic activity (UOA)	0
Baseline contract value	£127,556.73

ACCESS*

Patients seen in 24 months	Total	Change since previous quarter
Quarter ending September 2017	738	
Quarter ending December 2017	744	→
Quarter ending March 2018	755	→
Quarter ending June 2018	722	↓
Quarter ending September 2018	743	↑
Variance since September 2017	0.7%	→



ACTIVITY



Adjusted Scheduled Activity (UDA)		
Month	2018	2019
April	33	4
May	138	156
June	280	217
July	371	322
August	392	358
September	501	521
October	629	
November	804	
December	900	
January	996	
February	1,127	
March	1,332	
April	1,432	
May	1,432	
June	1,432	

QUALITY

	Quantity	Base Number	Contract	AT	Region	England
% of FP17s for the same patient ID Re-attending within 3 months - Children	28	293	9.6%	10.6%	11.4%	11.6%
% of FP17s for the same patient ID Re-attending within 3 months - Adults	7	122	5.7%	14.0%	15.0%	15.5%
% of FP17s for the same patient ID Re-attending between 3 & 9 months - Children	148	293	50.5%	59.8%	59.9%	58.8%
% of FP17s for the same patient ID Re-attending between 3 & 9 months - Adults	47	122	38.5%	49.1%	52.0%	51.1%
% of FP17s for Band 1 Urgent Courses	25	350	7.1%	9.1%	8.0%	9.0%
% of FP17s Relating to Free Repair or Replacements	2	350	0.6%	0.7%	0.8%	0.8%
% of FP17s Relating to Continuations	3	350	0.9%	1.0%	0.9%	0.9%
% of Patients satisfied with the dentistry they have received	0	0	N/A	93.6%	93.5%	93.3%
% of Patients satisfied with the time they had to wait for an appointment	0	0	N/A	88.4%	89.1%	88.9%

* This is based on patients treated on this contract for their most recent course of treatment. Figures in italics indicate the base number of FP17s or Patient Questionnaire responses are less than 100. N/A is shown where the base number of responses is less than 10 during the period. % is calculated as Quantity/Base number*100

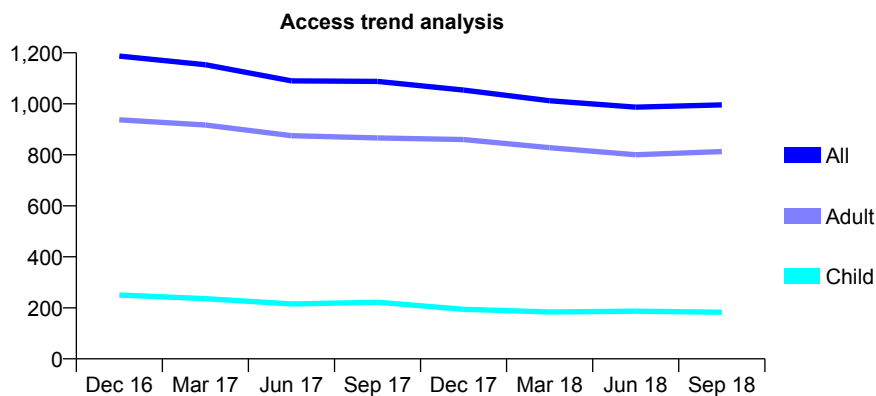
Q56 - Vital Signs At a Glance Contract Report for 740233/0001 - September 2018

Name or company name	MR ML CROWE
Contract type name	GDS Contract
Purpose of contract	General
Contract start date	01/04/2006
Contract end date	

18/19 Contracted general activity (UDA)	3,547
Carry forward general activity (UDA)	0
18/19 Contracted orthodontic activity (UOA)	0
Carry forward orthodontic activity (UOA)	0
Baseline contract value	£88,947.74

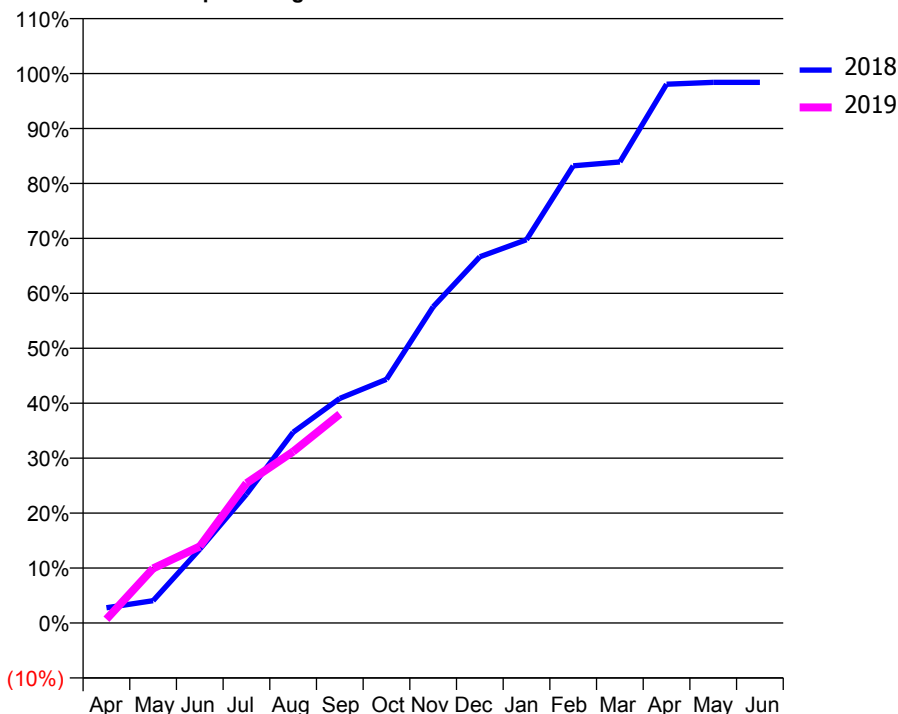
ACCESS*

Patients seen in 24 months	Total	Change since previous quarter
Quarter ending September 2017	1,088	
Quarter ending December 2017	1,054	↓
Quarter ending March 2018	1,012	↓
Quarter ending June 2018	987	↓
Quarter ending September 2018	996	→
Variance since September 2017	(8.5%)	↓



ACTIVITY

Cumulative percentage of contracted UDA delivered 2018 & 2019



Adjusted Scheduled Activity (UDA)

Month	2018	2019
April	99	25
May	145	352
June	477	494
July	831	902
August	1,231	1,106
September	1,450	1,349
October	1,573	
November	2,041	
December	2,364	
January	2,475	
February	2,951	
March	2,976	
April	3,478	
May	3,490	
June	3,490	

QUALITY

	Quantity	Base Number	Contract	AT	Region	England
% of FP17s for the same patient ID Re-attending within 3 months - Children	2	116	1.7%	10.6%	11.4%	11.6%
% of FP17s for the same patient ID Re-attending within 3 months - Adults	27	433	6.2%	14.0%	15.0%	15.5%
% of FP17s for the same patient ID Re-attending between 3 & 9 months - Children	27	116	23.3%	59.8%	59.9%	58.8%
% of FP17s for the same patient ID Re-attending between 3 & 9 months - Adults	78	433	18.0%	49.1%	52.0%	51.1%
% of FP17s for Band 1 Urgent Courses	99	418	23.7%	9.1%	8.0%	9.0%
% of FP17s Relating to Free Repair or Replacements	0	418	0.0%	0.7%	0.8%	0.8%
% of FP17s Relating to Continuations	0	418	0.0%	1.0%	0.9%	0.9%
% of Patients satisfied with the dentistry they have received	1	1	N/A	93.6%	93.5%	93.3%
% of Patients satisfied with the time they had to wait for an appointment	1	1	N/A	88.4%	89.1%	88.9%

* This is based on patients treated on this contract for their most recent course of treatment. Figures in italics indicate the base number of FP17s or Patient Questionnaire responses are less than 100. N/A is shown where the base number of responses is less than 10 during the period. % is calculated as Quantity/Base number*100

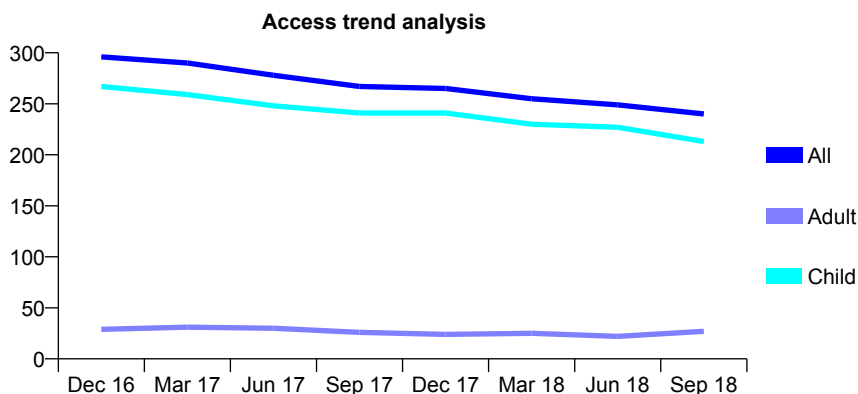
Q56 - Vital Signs At a Glance Contract Report for 740985/0001 - September 2018

Name or company name	MR B WILKINSON
Contract type name	GDS Contract
Purpose of contract	General
Contract start date	01/04/2006
Contract end date	

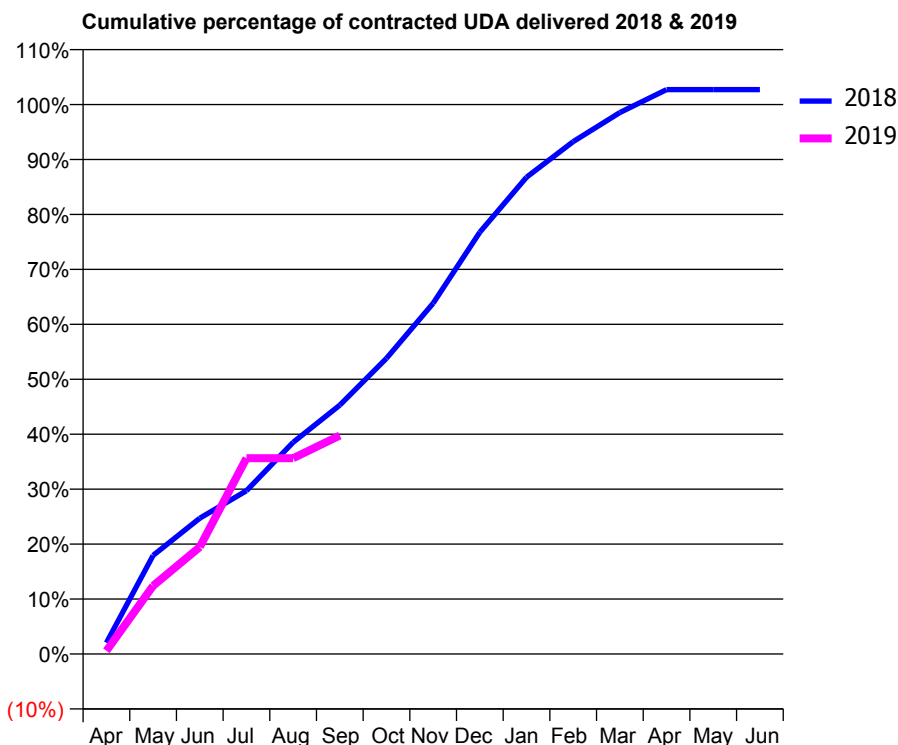
18/19 Contracted general activity (UDA)	340
Carry forward general activity (UDA)	0
18/19 Contracted orthodontic activity (UOA)	0
Carry forward orthodontic activity (UOA)	0
Baseline contract value	£7,614.08

ACCESS*

Patients seen in 24 months	Total	Change since previous quarter
Quarter ending September 2017	267	
Quarter ending December 2017	265	→
Quarter ending March 2018	255	↓
Quarter ending June 2018	249	↓
Quarter ending September 2018	240	↓
Variance since September 2017	(10.1%)	↓



ACTIVITY



Month	Adjusted Scheduled Activity (UDA)	
	2018	2019
April	7	2
May	61	42
June	84	66
July	101	121
August	131	121
September	154	135
October	183	
November	217	
December	261	
January	295	
February	317	
March	335	
April	349	
May	349	
June	349	

QUALITY

	Quantity	Base Number	Contract	AT	Region	England
% of FP17s for the same patient ID Re-attending within 3 months - Children	6	129	4.7%	10.6%	11.4%	11.6%
% of FP17s for the same patient ID Re-attending within 3 months - Adults	1	2	50.0%	14.0%	15.0%	15.5%
% of FP17s for the same patient ID Re-attending between 3 & 9 months - Children	87	129	67.4%	59.8%	59.9%	58.8%
% of FP17s for the same patient ID Re-attending between 3 & 9 months - Adults	1	2	50.0%	49.1%	52.0%	51.1%
% of FP17s for Band 1 Urgent Courses	1	117	0.9%	9.1%	8.0%	9.0%
% of FP17s Relating to Free Repair or Replacements	0	117	0.0%	0.7%	0.8%	0.8%
% of FP17s Relating to Continuations	0	117	0.0%	1.0%	0.9%	0.9%
% of Patients satisfied with the dentistry they have received	0	0	N/A	93.6%	93.5%	93.3%
% of Patients satisfied with the time they had to wait for an appointment	0	0	N/A	88.4%	89.1%	88.9%

* This is based on patients treated on this contract for their most recent course of treatment. Figures in italics indicate the base number of FP17s or Patient Questionnaire responses are less than 100. N/A is shown where the base number of responses is less than 10 during the period. % is calculated as Quantity/Base number*100

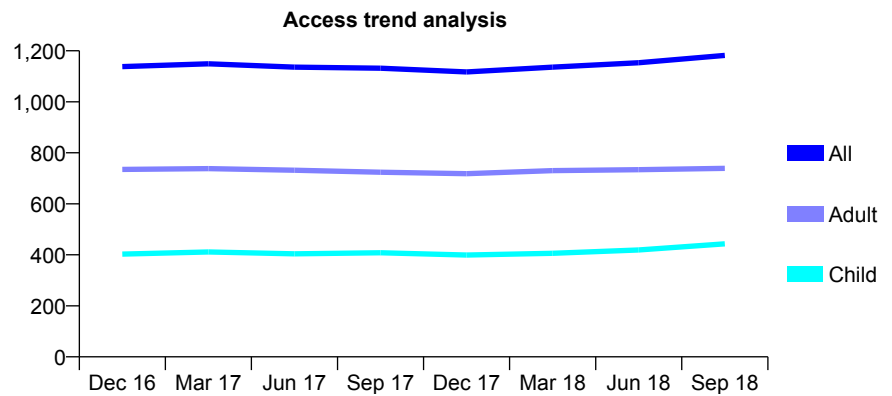
Q56 - Vital Signs At a Glance Contract Report for 741965/0001 - September 2018

Name or company name	Mr S Elphick and Mr V Patnam
Contract type name	GDS Contract
Purpose of contract	General
Contract start date	01/04/2006
Contract end date	

18/19 Contracted general activity (UDA)	3,000
Carry forward general activity (UDA)	0
18/19 Contracted orthodontic activity (UOA)	0
Carry forward orthodontic activity (UOA)	0
Baseline contract value	£68,747.31

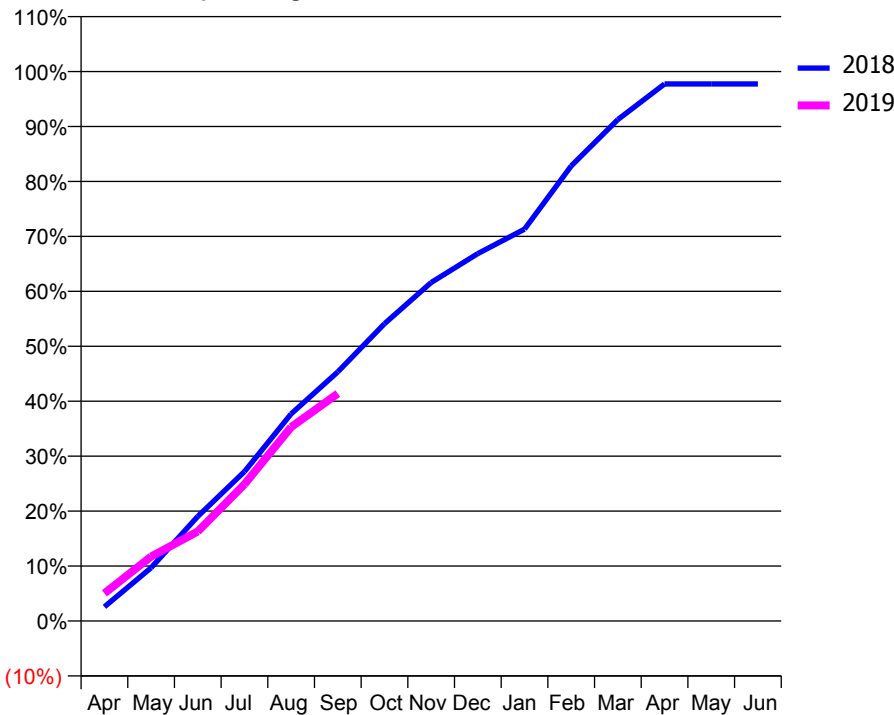
ACCESS*

Patients seen in 24 months	Total	Change since previous quarter
Quarter ending September 2017	1,132	
Quarter ending December 2017	1,117	↓
Quarter ending March 2018	1,136	→
Quarter ending June 2018	1,153	→
Quarter ending September 2018	1,182	↑
Variance since September 2017	4.4%	↑



ACTIVITY

Cumulative percentage of contracted UDA delivered 2018 & 2019



Month	Adjusted Scheduled Activity (UDA)	
	2018	2019
April	77	151
May	291	352
June	571	489
July	816	747
August	1,131	1,059
September	1,360	1,242
October	1,623	
November	1,848	
December	2,006	
January	2,139	
February	2,484	
March	2,737	
April	2,932	
May	2,932	
June	2,932	

QUALITY

	Quantity	Base Number	Contract	AT	Region	England
% of FP17s for the same patient ID Re-attending within 3 months - Children	19	352	5.4%	10.6%	11.4%	11.6%
% of FP17s for the same patient ID Re-attending within 3 months - Adults	76	520	14.6%	14.0%	15.0%	15.5%
% of FP17s for the same patient ID Re-attending between 3 & 9 months - Children	189	352	53.7%	59.8%	59.9%	58.8%
% of FP17s for the same patient ID Re-attending between 3 & 9 months - Adults	341	520	65.6%	49.1%	52.0%	51.1%
% of FP17s for Band 1 Urgent Courses	60	778	7.7%	9.1%	8.0%	9.0%
% of FP17s Relating to Free Repair or Replacements	0	778	0.0%	0.7%	0.8%	0.8%
% of FP17s Relating to Continuations	4	778	0.5%	1.0%	0.9%	0.9%
% of Patients satisfied with the dentistry they have received	0	0	N/A	93.6%	93.5%	93.3%
% of Patients satisfied with the time they had to wait for an appointment	0	0	N/A	88.4%	89.1%	88.9%

* This is based on patients treated on this contract for their most recent course of treatment. Figures in italics indicate the base number of FP17s or Patient Questionnaire responses are less than 100. N/A is shown where the base number of responses is less than 10 during the period. % is calculated as Quantity/Base number*100

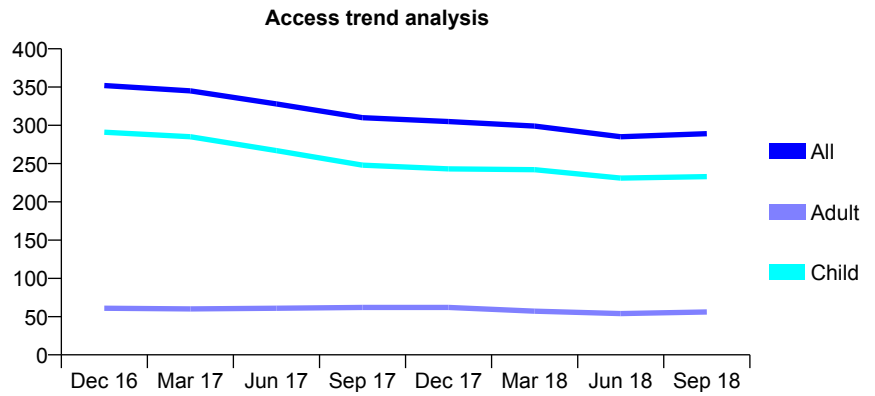
Q56 - Vital Signs At a Glance Contract Report for 749885/0001 - September 2018

Name or company name	MR CN TAYLOR
Contract type name	GDS Contract
Purpose of contract	General
Contract start date	01/04/2006
Contract end date	

18/19 Contracted general activity (UDA)	550
Carry forward general activity (UDA)	0
18/19 Contracted orthodontic activity (UOA)	0
Carry forward orthodontic activity (UOA)	0
Baseline contract value	£15,837.99

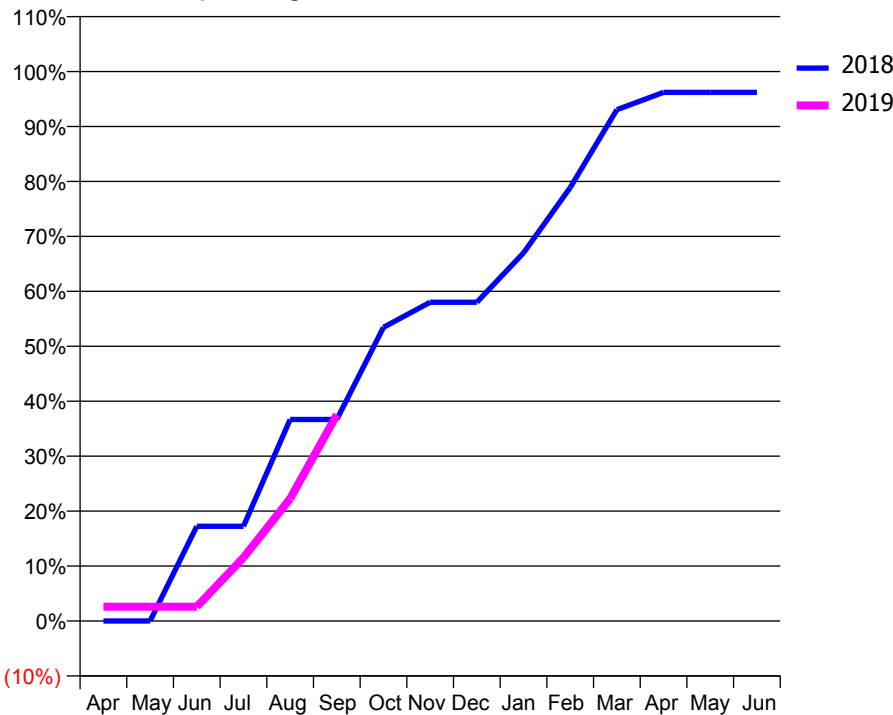
ACCESS*

Patients seen in 24 months	Total	Change since previous quarter
Quarter ending September 2017	310	
Quarter ending December 2017	305	↓
Quarter ending March 2018	299	↓
Quarter ending June 2018	285	↓
Quarter ending September 2018	289	→
Variance since September 2017	(6.8%)	↓



ACTIVITY

Cumulative percentage of contracted UDA delivered 2018 & 2019



Month	Adjusted Scheduled Activity (UDA)	
	2018	2019
April	0	14
May	0	14
June	95	14
July	95	63
August	202	122
September	202	207
October	294	
November	319	
December	319	
January	368	
February	434	
March	512	
April	529	
May	529	
June	529	

QUALITY

	Quantity	Base Number	Contract	AT	Region	England
% of FP17s for the same patient ID Re-attending within 3 months - Children	15	226	6.6%	10.6%	11.4%	11.6%
% of FP17s for the same patient ID Re-attending within 3 months - Adults	0	21	0.0%	14.0%	15.0%	15.5%
% of FP17s for the same patient ID Re-attending between 3 & 9 months - Children	170	226	75.2%	59.8%	59.9%	58.8%
% of FP17s for the same patient ID Re-attending between 3 & 9 months - Adults	16	21	76.2%	49.1%	52.0%	51.1%
% of FP17s for Band 1 Urgent Courses	6	232	2.6%	9.1%	8.0%	9.0%
% of FP17s Relating to Free Repair or Replacements	0	232	0.0%	0.7%	0.8%	0.8%
% of FP17s Relating to Continuations	0	232	0.0%	1.0%	0.9%	0.9%
% of Patients satisfied with the dentistry they have received	0	0	N/A	93.6%	93.5%	93.3%
% of Patients satisfied with the time they had to wait for an appointment	0	0	N/A	88.4%	89.1%	88.9%

* This is based on patients treated on this contract for their most recent course of treatment. Figures in italics indicate the base number of FP17s or Patient Questionnaire responses are less than 100. N/A is shown where the base number of responses is less than 10 during the period. % is calculated as Quantity/Base number*100

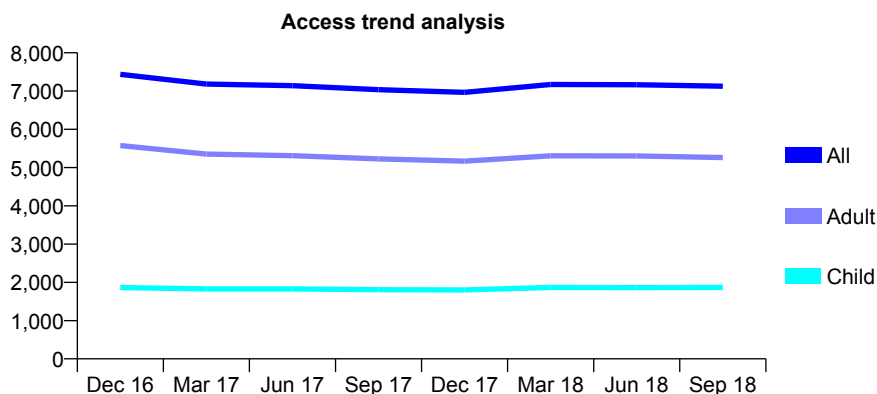
Q56 - Vital Signs At a Glance Contract Report for 754609/0001 - September 2018

Name or company name	MISS M DE VOS
Contract type name	GDS Contract
Purpose of contract	General
Contract start date	01/04/2006
Contract end date	

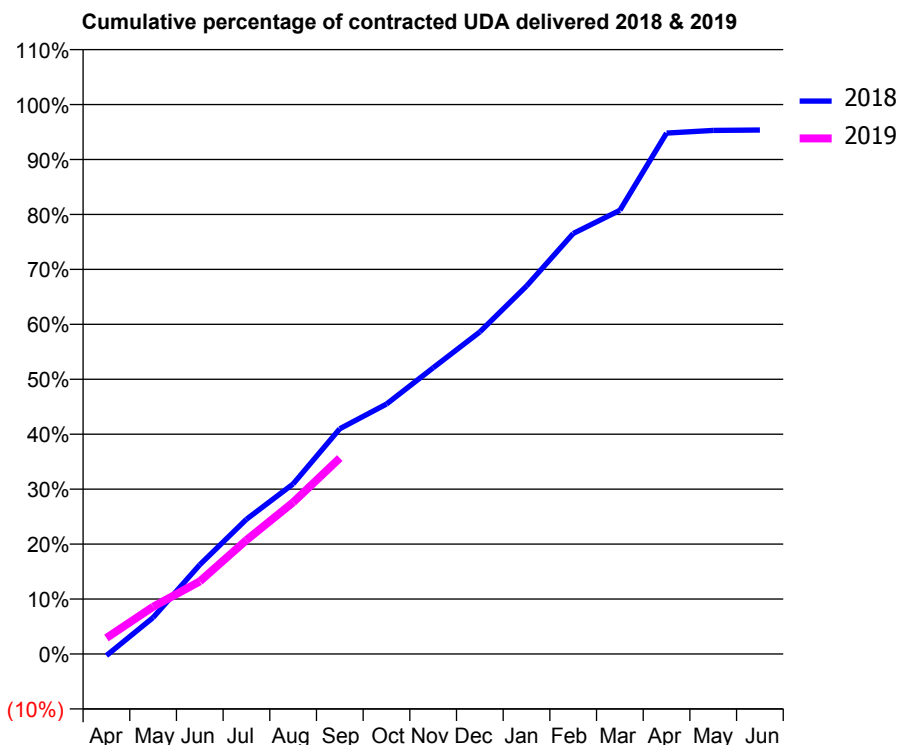
18/19 Contracted general activity (UDA)	18,640
Carry forward general activity (UDA)	0
18/19 Contracted orthodontic activity (UOA)	0
Carry forward orthodontic activity (UOA)	0
Baseline contract value	£505,478.02

ACCESS*

Patients seen in 24 months	Total	Change since previous quarter
Quarter ending September 2017	7,037	
Quarter ending December 2017	6,968	→
Quarter ending March 2018	7,173	↑
Quarter ending June 2018	7,164	→
Quarter ending September 2018	7,126	→
Variance since September 2017	1.3%	→



ACTIVITY



Month	Adjusted Scheduled Activity (UDA)	
	2018	2019
April	-55	546
May	1,238	1,603
June	3,029	2,462
July	4,572	3,865
August	5,771	5,147
September	7,641	6,648
October	8,480	
November	9,708	
December	10,927	
January	12,484	
February	14,265	
March	15,051	
April	17,670	
May	17,760	
June	17,776	

QUALITY

	Quantity	Base Number	Contract	AT	Region	England
% of FP17s for the same patient ID Re-attending within 3 months - Children	92	1,639	5.6%	10.6%	11.4%	11.6%
% of FP17s for the same patient ID Re-attending within 3 months - Adults	587	4,324	13.6%	14.0%	15.0%	15.5%
% of FP17s for the same patient ID Re-attending between 3 & 9 months - Children	1,079	1,639	65.8%	59.8%	59.9%	58.8%
% of FP17s for the same patient ID Re-attending between 3 & 9 months - Adults	2,090	4,324	48.3%	49.1%	52.0%	51.1%
% of FP17s for Band 1 Urgent Courses	353	4,086	8.6%	9.1%	8.0%	9.0%
% of FP17s Relating to Free Repair or Replacements	49	4,086	1.2%	0.7%	0.8%	0.8%
% of FP17s Relating to Continuations	6	4,086	0.1%	1.0%	0.9%	0.9%
% of Patients satisfied with the dentistry they have received	1	1	N/A	93.6%	93.5%	93.3%
% of Patients satisfied with the time they had to wait for an appointment	1	1	N/A	88.4%	89.1%	88.9%

* This is based on patients treated on this contract for their most recent course of treatment. Figures in italics indicate the base number of FP17s or Patient Questionnaire responses are less than 100. N/A is shown where the base number of responses is less than 10 during the period. % is calculated as Quantity/Base number*100

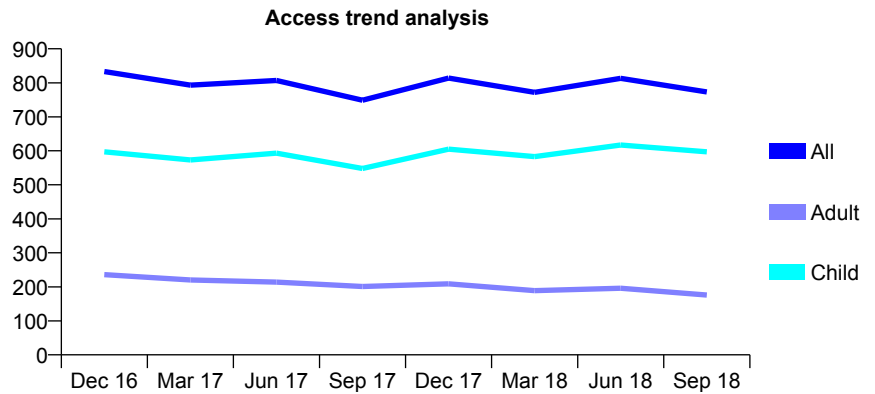
Q56 - Vital Signs At a Glance Contract Report for 761249/0001 - September 2018

Name or company name	MISS H NGUYEN
Contract type name	GDS Contract
Purpose of contract	General
Contract start date	01/04/2006
Contract end date	

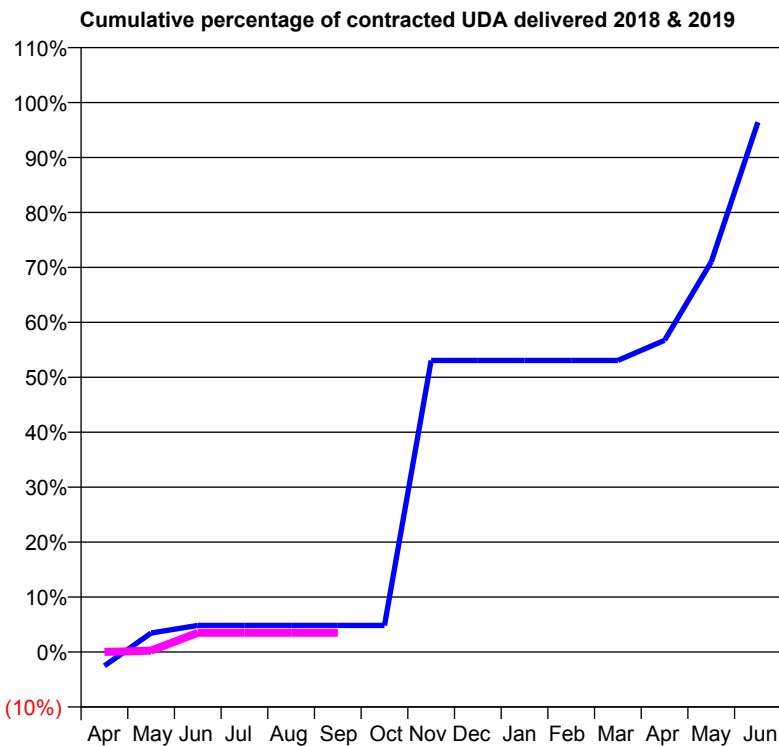
18/19 Contracted general activity (UDA)	2,042
Carry forward general activity (UDA)	0
18/19 Contracted orthodontic activity (UOA)	0
Carry forward orthodontic activity (UOA)	0
Baseline contract value	£82,152.52

ACCESS*

Patients seen in 24 months	Total	Change since previous quarter
Quarter ending September 2017	749	
Quarter ending December 2017	814	↑
Quarter ending March 2018	772	↓
Quarter ending June 2018	813	↑
Quarter ending September 2018	773	↓
Variance since September 2017	3.2%	↑



ACTIVITY



Adjusted Scheduled Activity (UDA)		
Month	2018	2019
April	-52	0
May	71	5
June	99	71
July	99	71
August	99	71
September	99	71
October	99	
November	1,083	
December	1,083	
January	1,083	
February	1,083	
March	1,083	
April	1,158	
May	1,450	
June	1,969	

QUALITY

	Quantity	Base Number	Contract	AT	Region	England
% of FP17s for the same patient ID Re-attending within 3 months - Children	35	466	7.5%	10.6%	11.4%	11.6%
% of FP17s for the same patient ID Re-attending within 3 months - Adults	19	120	15.8%	14.0%	15.0%	15.5%
% of FP17s for the same patient ID Re-attending between 3 & 9 months - Children	263	466	56.4%	59.8%	59.9%	58.8%
% of FP17s for the same patient ID Re-attending between 3 & 9 months - Adults	74	120	61.7%	49.1%	52.0%	51.1%
% of FP17s for Band 1 Urgent Courses	2	44	4.5%	9.1%	8.0%	9.0%
% of FP17s Relating to Free Repair or Replacements	0	44	0.0%	0.7%	0.8%	0.8%
% of FP17s Relating to Continuations	0	44	0.0%	1.0%	0.9%	0.9%
% of Patients satisfied with the dentistry they have received	1	1	N/A	93.6%	93.5%	93.3%
% of Patients satisfied with the time they had to wait for an appointment	1	1	N/A	88.4%	89.1%	88.9%

* This is based on patients treated on this contract for their most recent course of treatment. Figures in italics indicate the base number of FP17s or Patient Questionnaire responses are less than 100. N/A is shown where the base number of responses is less than 10 during the period. % is calculated as Quantity/Base number*100

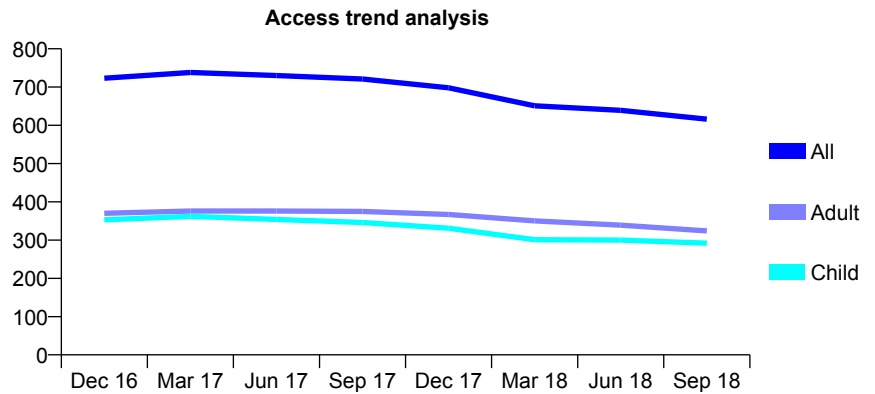
Q56 - Vital Signs At a Glance Contract Report for 762296/0001 - September 2018

Name or company name	MR BC TOCCA
Contract type name	GDS Contract
Purpose of contract	General
Contract start date	01/05/2007
Contract end date	

18/19 Contracted general activity (UDA)	2,102
Carry forward general activity (UDA)	0
18/19 Contracted orthodontic activity (UOA)	0
Carry forward orthodontic activity (UOA)	0
Baseline contract value	£45,454.49

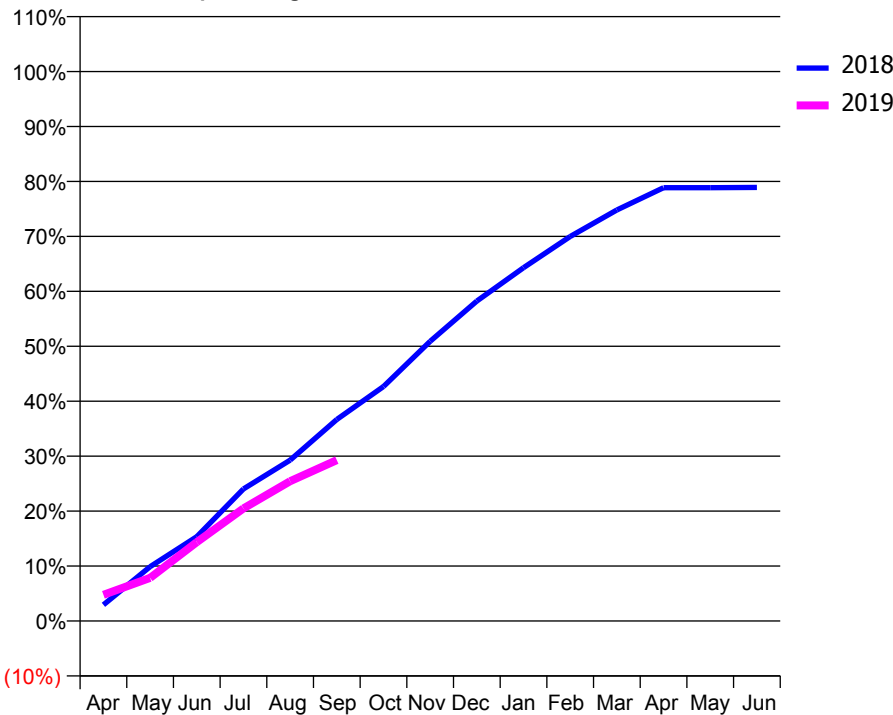
ACCESS*

Patients seen in 24 months	Total	Change since previous quarter
Quarter ending September 2017	721	
Quarter ending December 2017	698	↓
Quarter ending March 2018	651	↓
Quarter ending June 2018	639	↓
Quarter ending September 2018	616	↓
Variance since September 2017	(14.6%)	↓



ACTIVITY

Cumulative percentage of contracted UDA delivered 2018 & 2019



Month	2018	2019
April	62	100
May	208	165
June	322	302
July	505	431
August	615	535
September	771	615
October	897	
November	1,070	
December	1,224	
January	1,352	
February	1,471	
March	1,573	
April	1,657	
May	1,657	
June	1,658	

QUALITY

	Quantity	Base Number	Contract	AT	Region	England
% of FP17s for the same patient ID Re-attending within 3 months - Children	26	236	11.0%	10.6%	11.4%	11.6%
% of FP17s for the same patient ID Re-attending within 3 months - Adults	42	216	19.4%	14.0%	15.0%	15.5%
% of FP17s for the same patient ID Re-attending between 3 & 9 months - Children	156	236	66.1%	59.8%	59.9%	58.8%
% of FP17s for the same patient ID Re-attending between 3 & 9 months - Adults	115	216	53.2%	49.1%	52.0%	51.1%
% of FP17s for Band 1 Urgent Courses	41	414	9.9%	9.1%	8.0%	9.0%
% of FP17s Relating to Free Repair or Replacements	0	414	0.0%	0.7%	0.8%	0.8%
% of FP17s Relating to Continuations	1	414	0.2%	1.0%	0.9%	0.9%
% of Patients satisfied with the dentistry they have received	0	0	N/A	93.6%	93.5%	93.3%
% of Patients satisfied with the time they had to wait for an appointment	0	0	N/A	88.4%	89.1%	88.9%

* This is based on patients treated on this contract for their most recent course of treatment. Figures in italics indicate the base number of FP17s or Patient Questionnaire responses are less than 100. N/A is shown where the base number of responses is less than 10 during the period. % is calculated as Quantity/Base number*100

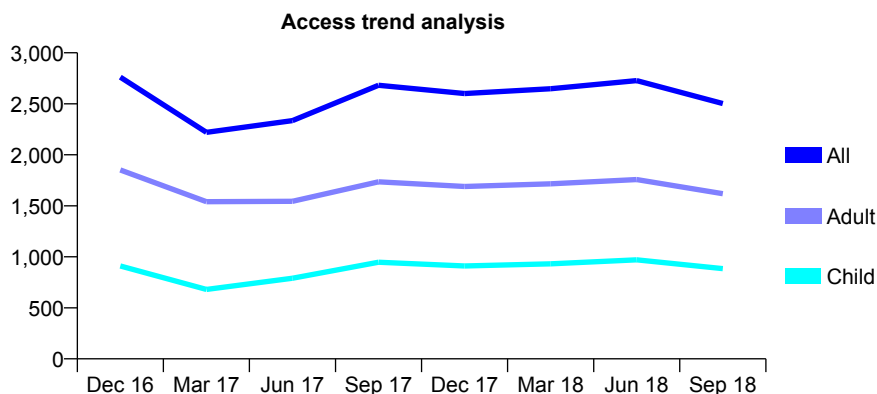
Q56 - Vital Signs At a Glance Contract Report for 763438/0002 - September 2018

Name or company name	MR M SALEEM
Contract type name	GDS Contract
Purpose of contract	General
Contract start date	01/04/2006
Contract end date	

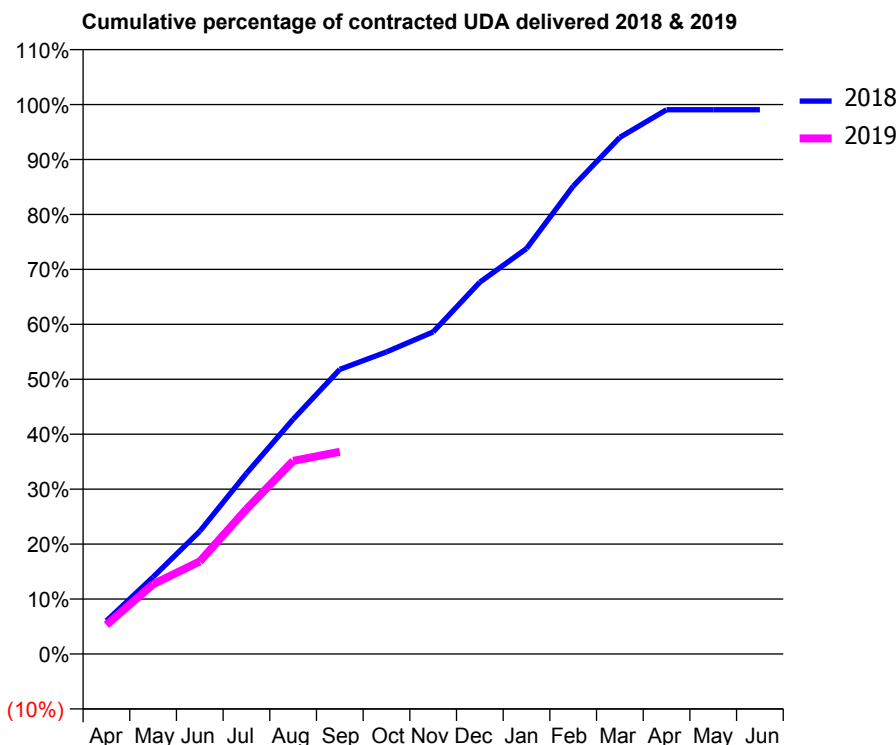
18/19 Contracted general activity (UDA)	6,805
Carry forward general activity (UDA)	0
18/19 Contracted orthodontic activity (UOA)	0
Carry forward orthodontic activity (UOA)	0
Baseline contract value	£166,936.60

ACCESS*

Patients seen in 24 months	Total	Change since previous quarter
Quarter ending September 2017	2,682	
Quarter ending December 2017	2,601	↓
Quarter ending March 2018	2,648	→
Quarter ending June 2018	2,728	↑
Quarter ending September 2018	2,503	↓
Variance since September 2017	(6.7%)	↓



ACTIVITY



Adjusted Scheduled Activity (UDA)		
Month	2018	2019
April	440	362
May	1,023	864
June	1,631	1,147
July	2,401	1,794
August	3,121	2,392
September	3,784	2,504
October	4,017	
November	4,282	
December	4,943	
January	5,390	
February	6,220	
March	6,868	
April	7,235	
May	7,235	
June	7,235	

QUALITY

	Quantity	Base Number	Contract	AT	Region	England
% of FP17s for the same patient ID Re-attending within 3 months - Children	38	637	6.0%	10.6%	11.4%	11.6%
% of FP17s for the same patient ID Re-attending within 3 months - Adults	88	1,080	8.1%	14.0%	15.0%	15.5%
% of FP17s for the same patient ID Re-attending between 3 & 9 months - Children	293	637	46.0%	59.8%	59.9%	58.8%
% of FP17s for the same patient ID Re-attending between 3 & 9 months - Adults	488	1,080	45.2%	49.1%	52.0%	51.1%
% of FP17s for Band 1 Urgent Courses	96	1,586	6.1%	9.1%	8.0%	9.0%
% of FP17s Relating to Free Repair or Replacements	14	1,586	0.9%	0.7%	0.8%	0.8%
% of FP17s Relating to Continuations	7	1,586	0.4%	1.0%	0.9%	0.9%
% of Patients satisfied with the dentistry they have received	0	0	N/A	93.6%	93.5%	93.3%
% of Patients satisfied with the time they had to wait for an appointment	0	0	N/A	88.4%	89.1%	88.9%

* This is based on patients treated on this contract for their most recent course of treatment. Figures in italics indicate the base number of FP17s or Patient Questionnaire responses are less than 100. N/A is shown where the base number of responses is less than 10 during the period. % is calculated as Quantity/Base number*100

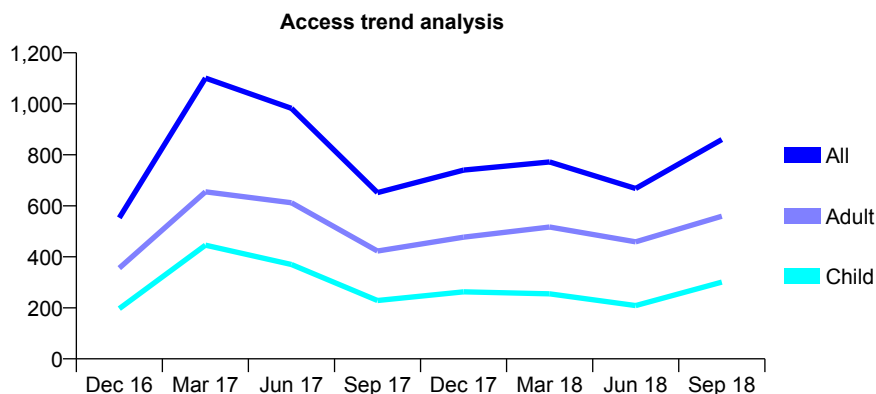
Q56 - Vital Signs At a Glance Contract Report for 763438/0003 - September 2018

Name or company name	MR M SALEEM
Contract type name	GDS Contract
Purpose of contract	General
Contract start date	01/04/2008
Contract end date	

18/19 Contracted general activity (UDA)	3,000
Carry forward general activity (UDA)	0
18/19 Contracted orthodontic activity (UOA)	0
Carry forward orthodontic activity (UOA)	0
Baseline contract value	£75,556.99

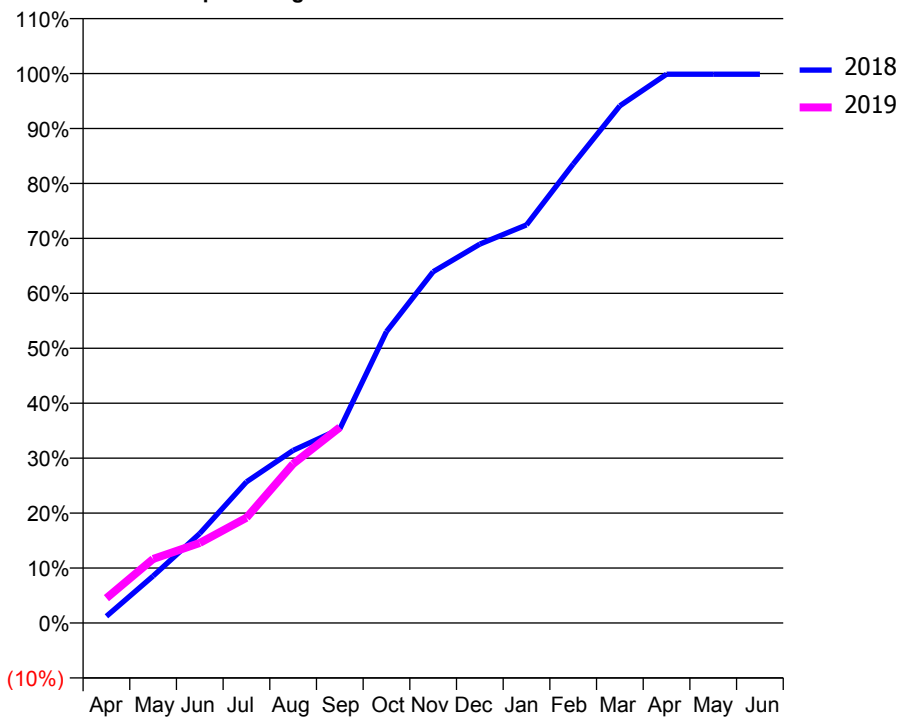
ACCESS*

Patients seen in 24 months	Total	Change since previous quarter
Quarter ending September 2017	652	
Quarter ending December 2017	740	↑
Quarter ending March 2018	772	↑
Quarter ending June 2018	668	↓
Quarter ending September 2018	860	↑
Variance since September 2017	31.9%	↑



ACTIVITY

Cumulative percentage of contracted UDA delivered 2018 & 2019



Month	Adjusted Scheduled Activity (UDA)	
	2018	2019
April	37	136
May	257	350
June	489	437
July	771	575
August	943	869
September	1,059	1,068
October	1,591	
November	1,918	
December	2,069	
January	2,174	
February	2,506	
March	2,824	
April	2,996	
May	2,996	
June	2,996	

QUALITY

	Quantity	Base Number	Contract	AT	Region	England
% of FP17s for the same patient ID Re-attending within 3 months - Children	10	230	4.3%	10.6%	11.4%	11.6%
% of FP17s for the same patient ID Re-attending within 3 months - Adults	33	415	8.0%	14.0%	15.0%	15.5%
% of FP17s for the same patient ID Re-attending between 3 & 9 months - Children	26	230	11.3%	59.8%	59.9%	58.8%
% of FP17s for the same patient ID Re-attending between 3 & 9 months - Adults	65	415	15.7%	49.1%	52.0%	51.1%
% of FP17s for Band 1 Urgent Courses	55	575	9.6%	9.1%	8.0%	9.0%
% of FP17s Relating to Free Repair or Replacements	5	575	0.9%	0.7%	0.8%	0.8%
% of FP17s Relating to Continuations	5	575	0.9%	1.0%	0.9%	0.9%
% of Patients satisfied with the dentistry they have received	3	3	N/A	93.6%	93.5%	93.3%
% of Patients satisfied with the time they had to wait for an appointment	2	3	N/A	88.4%	89.1%	88.9%

* This is based on patients treated on this contract for their most recent course of treatment. Figures in italics indicate the base number of FP17s or Patient Questionnaire responses are less than 100. N/A is shown where the base number of responses is less than 10 during the period. % is calculated as Quantity/Base number*100

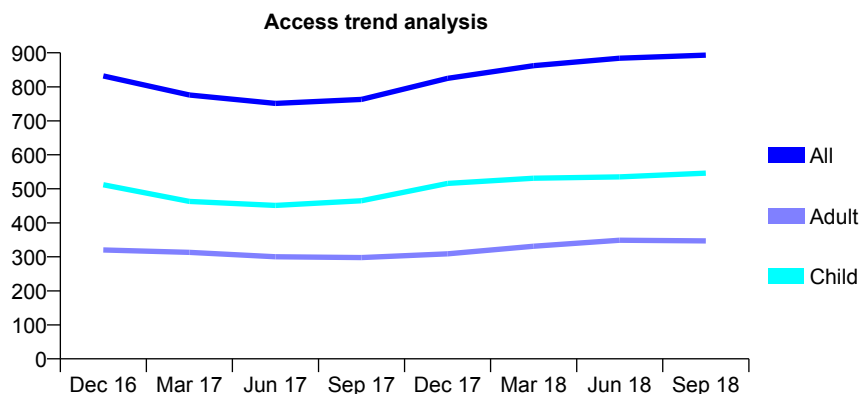
Q56 - Vital Signs At a Glance Contract Report for 767123/0001 - September 2018

Name or company name	MISS Z WIESE
Contract type name	GDS Contract
Purpose of contract	General
Contract start date	01/04/2006
Contract end date	

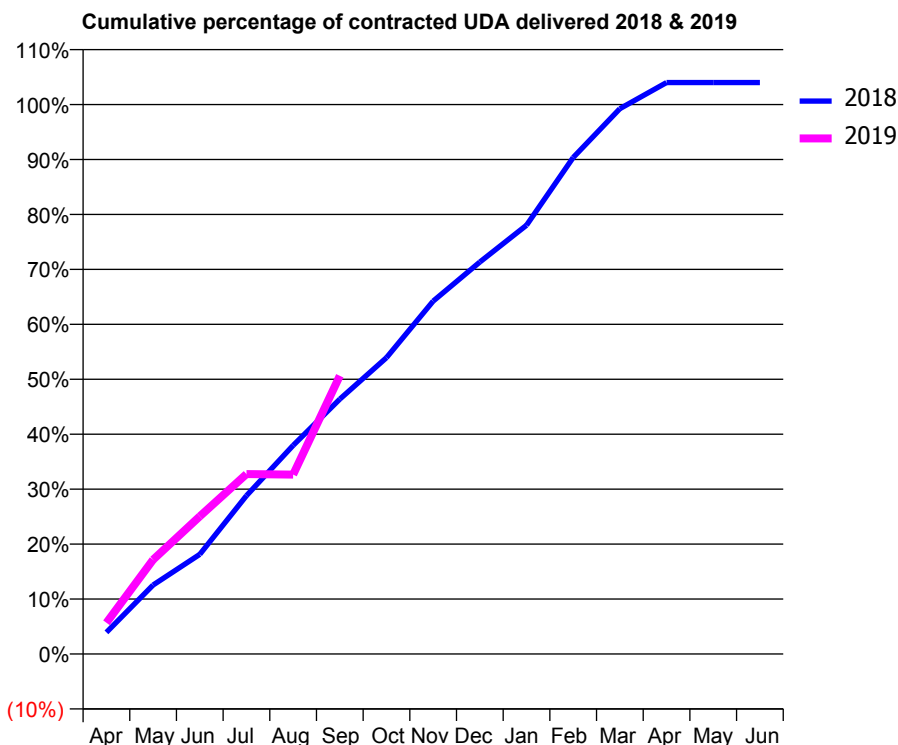
18/19 Contracted general activity (UDA)	2,160
Carry forward general activity (UDA)	0
18/19 Contracted orthodontic activity (UOA)	0
Carry forward orthodontic activity (UOA)	0
Baseline contract value	£83,238.76

ACCESS*

Patients seen in 24 months	Total	Change since previous quarter
Quarter ending September 2017	763	
Quarter ending December 2017	825	↑
Quarter ending March 2018	862	↑
Quarter ending June 2018	884	↑
Quarter ending September 2018	893	→
Variance since September 2017	17.0%	↑



ACTIVITY



Month	Adjusted Scheduled Activity (UDA)	
	2018	2019
April	85	123
May	271	371
June	392	541
July	622	707
August	820	705
September	1,002	1,094
October	1,165	
November	1,387	
December	1,541	
January	1,685	
February	1,952	
March	2,144	
April	2,246	
May	2,246	
June	2,246	

QUALITY

	Quantity	Base Number	Contract	AT	Region	England
% of FP17s for the same patient ID Re-attending within 3 months - Children	20	380	5.3%	10.6%	11.4%	11.6%
% of FP17s for the same patient ID Re-attending within 3 months - Adults	24	173	13.9%	14.0%	15.0%	15.5%
% of FP17s for the same patient ID Re-attending between 3 & 9 months - Children	194	380	51.1%	59.8%	59.9%	58.8%
% of FP17s for the same patient ID Re-attending between 3 & 9 months - Adults	75	173	43.4%	49.1%	52.0%	51.1%
% of FP17s for Band 1 Urgent Courses	19	519	3.7%	9.1%	8.0%	9.0%
% of FP17s Relating to Free Repair or Replacements	0	519	0.0%	0.7%	0.8%	0.8%
% of FP17s Relating to Continuations	0	519	0.0%	1.0%	0.9%	0.9%
% of Patients satisfied with the dentistry they have received	0	0	N/A	93.6%	93.5%	93.3%
% of Patients satisfied with the time they had to wait for an appointment	0	0	N/A	88.4%	89.1%	88.9%

* This is based on patients treated on this contract for their most recent course of treatment. Figures in italics indicate the base number of FP17s or Patient Questionnaire responses are less than 100. N/A is shown where the base number of responses is less than 10 during the period. % is calculated as Quantity/Base number*100

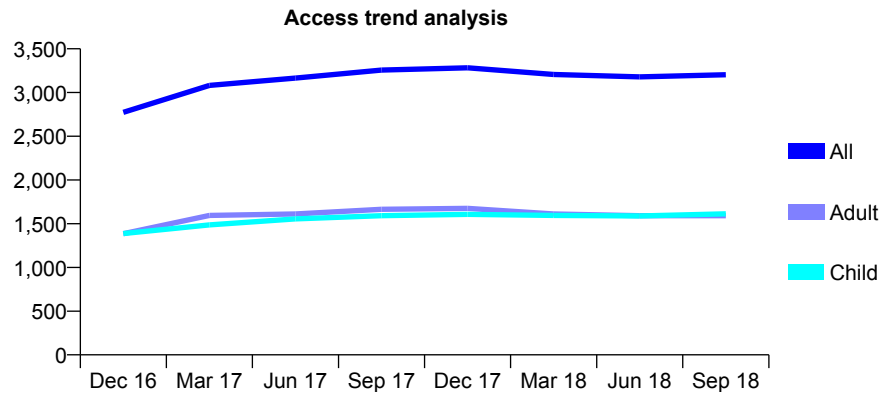
Q56 - Vital Signs At a Glance Contract Report for 767123/0002 - September 2018

Name or company name	MISS Z WIESE
Contract type name	GDS Contract
Purpose of contract	General
Contract start date	01/04/2006
Contract end date	

18/19 Contracted general activity (UDA)	7,400
Carry forward general activity (UDA)	0
18/19 Contracted orthodontic activity (UOA)	0
Carry forward orthodontic activity (UOA)	0
Baseline contract value	£198,831.87

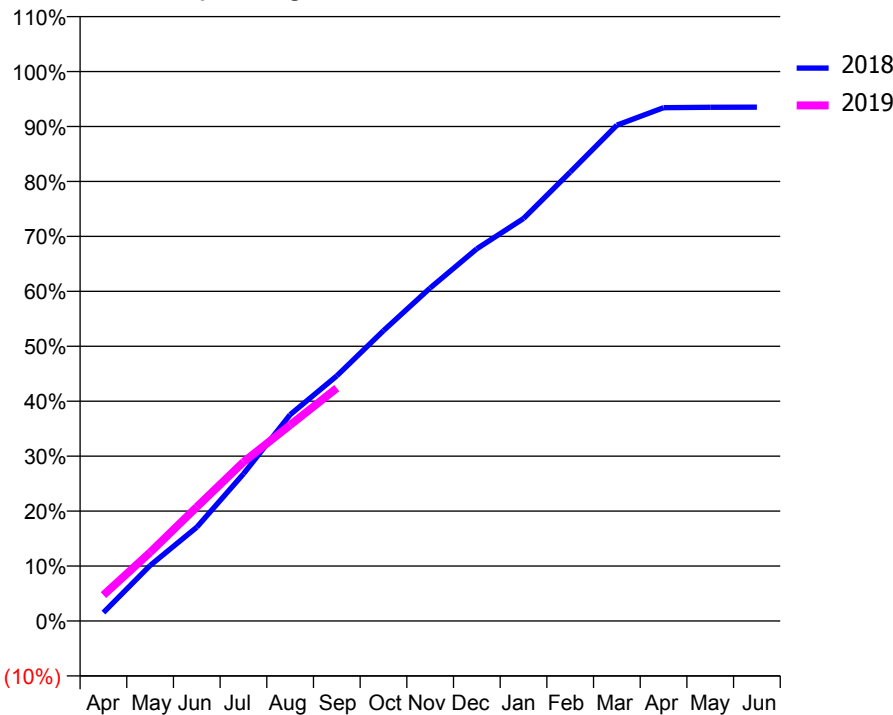
ACCESS*

Patients seen in 24 months	Total	Change since previous quarter
Quarter ending September 2017	3,256	
Quarter ending December 2017	3,282	→
Quarter ending March 2018	3,206	↓
Quarter ending June 2018	3,179	→
Quarter ending September 2018	3,204	→
Variance since September 2017	(1.6%)	↓



ACTIVITY

Cumulative percentage of contracted UDA delivered 2018 & 2019



Month	Adjusted Scheduled Activity (UDA)	
	2018	2019
April	114	349
May	748	923
June	1,263	1,536
July	1,981	2,141
August	2,778	2,639
September	3,301	3,136
October	3,910	
November	4,485	
December	5,012	
January	5,421	
February	6,046	
March	6,678	
April	6,913	
May	6,919	
June	6,921	

QUALITY

	Quantity	Base Number	Contract	AT	Region	England
% of FP17s for the same patient ID Re-attending within 3 months - Children	57	992	5.7%	10.6%	11.4%	11.6%
% of FP17s for the same patient ID Re-attending within 3 months - Adults	112	663	16.9%	14.0%	15.0%	15.5%
% of FP17s for the same patient ID Re-attending between 3 & 9 months - Children	479	992	48.3%	59.8%	59.9%	58.8%
% of FP17s for the same patient ID Re-attending between 3 & 9 months - Adults	289	663	43.6%	49.1%	52.0%	51.1%
% of FP17s for Band 1 Urgent Courses	129	1,526	8.5%	9.1%	8.0%	9.0%
% of FP17s Relating to Free Repair or Replacements	0	1,526	0.0%	0.7%	0.8%	0.8%
% of FP17s Relating to Continuations	0	1,526	0.0%	1.0%	0.9%	0.9%
% of Patients satisfied with the dentistry they have received	0	0	N/A	93.6%	93.5%	93.3%
% of Patients satisfied with the time they had to wait for an appointment	0	0	N/A	88.4%	89.1%	88.9%

* This is based on patients treated on this contract for their most recent course of treatment. Figures in italics indicate the base number of FP17s or Patient Questionnaire responses are less than 100. N/A is shown where the base number of responses is less than 10 during the period. % is calculated as Quantity/Base number*100

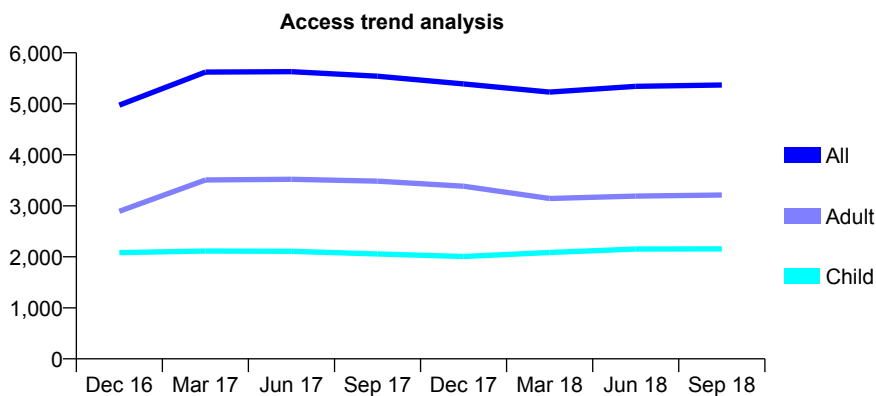
Q56 - Vital Signs At a Glance Contract Report for 767123/0003 - September 2018

Name or company name	MISS Z WIESE
Contract type name	GDS Contract
Purpose of contract	General
Contract start date	01/10/2007
Contract end date	

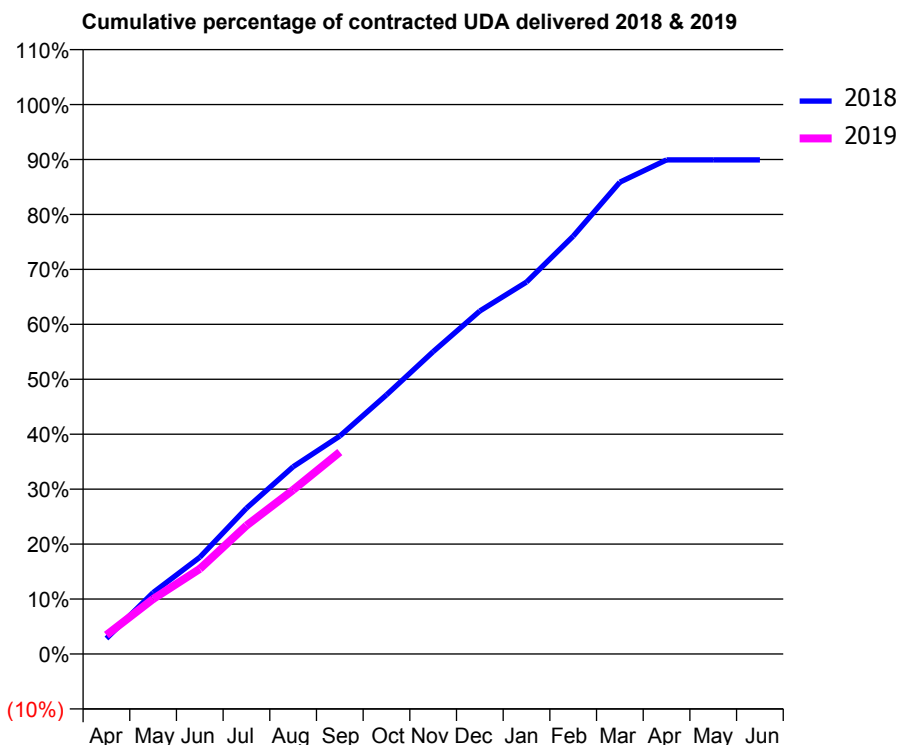
18/19 Contracted general activity (UDA)	13,400
Carry forward general activity (UDA)	0
18/19 Contracted orthodontic activity (UOA)	0
Carry forward orthodontic activity (UOA)	0
Baseline contract value	£385,321.05

ACCESS*

Patients seen in 24 months	Total	Change since previous quarter
Quarter ending September 2017	5,540	
Quarter ending December 2017	5,390	↓
Quarter ending March 2018	5,229	↓
Quarter ending June 2018	5,343	↑
Quarter ending September 2018	5,368	→
Variance since September 2017	(3.1%)	↓



ACTIVITY



Adjusted Scheduled Activity (UDA)		
Month	2018	2019
April	378	465
May	1,497	1,342
June	2,360	2,075
July	3,556	3,133
August	4,569	4,001
September	5,316	4,924
October	6,319	
November	7,375	
December	8,365	
January	9,072	
February	10,190	
March	11,507	
April	12,048	
May	12,050	
June	12,050	

QUALITY

	Quantity	Base Number	Contract	AT	Region	England
% of FP17s for the same patient ID Re-attending within 3 months - Children	88	1,391	6.3%	10.6%	11.4%	11.6%
% of FP17s for the same patient ID Re-attending within 3 months - Adults	226	1,310	17.3%	14.0%	15.0%	15.5%
% of FP17s for the same patient ID Re-attending between 3 & 9 months - Children	677	1,391	48.7%	59.8%	59.9%	58.8%
% of FP17s for the same patient ID Re-attending between 3 & 9 months - Adults	508	1,310	38.8%	49.1%	52.0%	51.1%
% of FP17s for Band 1 Urgent Courses	257	2,436	10.6%	9.1%	8.0%	9.0%
% of FP17s Relating to Free Repair or Replacements	1	2,436	0.0%	0.7%	0.8%	0.8%
% of FP17s Relating to Continuations	2	2,436	0.1%	1.0%	0.9%	0.9%
% of Patients satisfied with the dentistry they have received	1	1	N/A	93.6%	93.5%	93.3%
% of Patients satisfied with the time they had to wait for an appointment	1	1	N/A	88.4%	89.1%	88.9%

* This is based on patients treated on this contract for their most recent course of treatment. Figures in italics indicate the base number of FP17s or Patient Questionnaire responses are less than 100. N/A is shown where the base number of responses is less than 10 during the period. % is calculated as Quantity/Base number*100

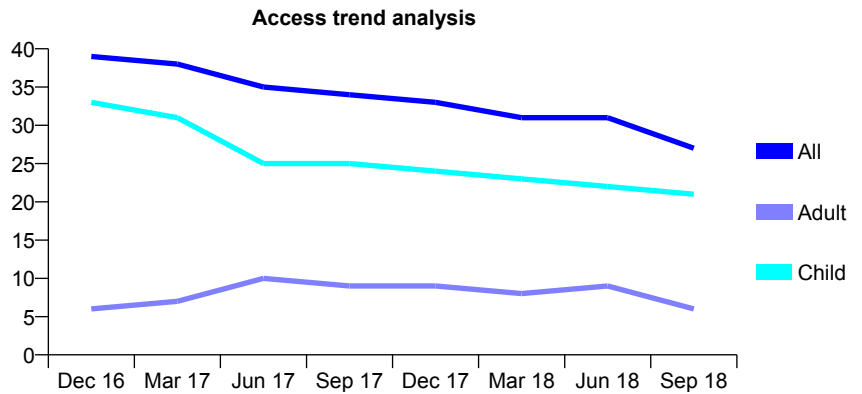
Q56 - Vital Signs At a Glance Contract Report for 768316/0001 - September 2018

Name or company name	MR A MOBLI
Contract type name	GDS Contract
Purpose of contract	General
Contract start date	01/04/2006
Contract end date	

18/19 Contracted general activity (UDA)	51
Carry forward general activity (UDA)	0
18/19 Contracted orthodontic activity (UOA)	0
Carry forward orthodontic activity (UOA)	0
Baseline contract value	£1,153.99

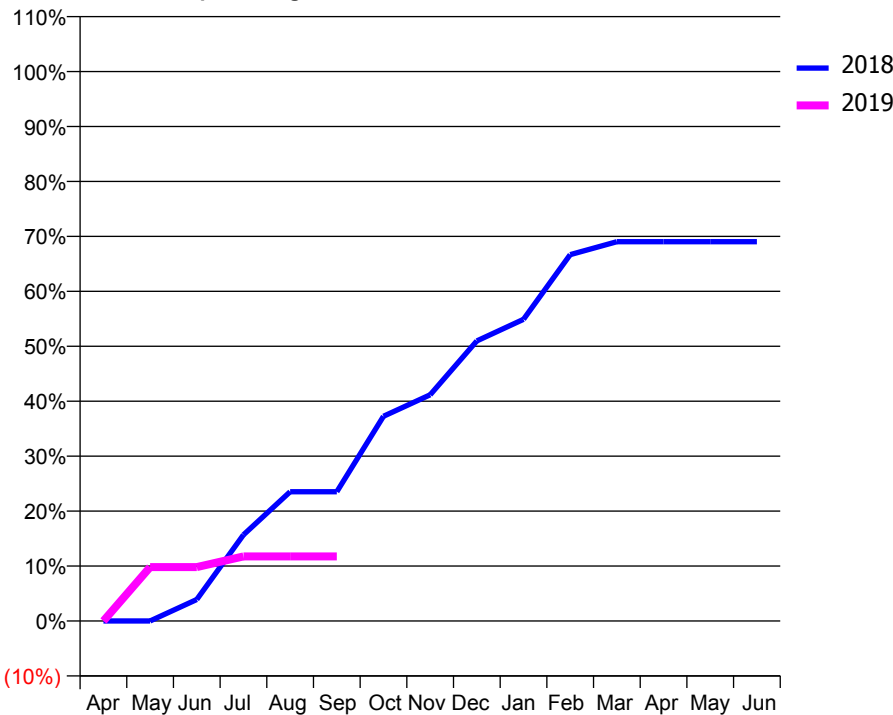
ACCESS*

Patients seen in 24 months	Total	Change since previous quarter
Quarter ending September 2017	34	
Quarter ending December 2017	33	↓
Quarter ending March 2018	31	↓
Quarter ending June 2018	31	→
Quarter ending September 2018	27	↓
Variance since September 2017	(20.6%)	↓



ACTIVITY

Cumulative percentage of contracted UDA delivered 2018 & 2019



Month	Adjusted Scheduled Activity (UDA)	
	2018	2019
April	0	0
May	0	5
June	2	5
July	8	6
August	12	6
September	12	6
October	19	
November	21	
December	26	
January	28	
February	34	
March	35	
April	35	
May	35	
June	35	

QUALITY

	Quantity	Base Number	Contract	AT	Region	England
% of FP17s for the same patient ID Re-attending within 3 months - Children	0	6	0.0%	10.6%	11.4%	11.6%
% of FP17s for the same patient ID Re-attending within 3 months - Adults	0	0	N/A	14.0%	15.0%	15.5%
% of FP17s for the same patient ID Re-attending between 3 & 9 months - Children	6	6	100.0%	59.8%	59.9%	58.8%
% of FP17s for the same patient ID Re-attending between 3 & 9 months - Adults	0	0	N/A	49.1%	52.0%	51.1%
% of FP17s for Band 1 Urgent Courses	0	6	0.0%	9.1%	8.0%	9.0%
% of FP17s Relating to Free Repair or Replacements	0	6	0.0%	0.7%	0.8%	0.8%
% of FP17s Relating to Continuations	0	6	0.0%	1.0%	0.9%	0.9%
% of Patients satisfied with the dentistry they have received	0	0	N/A	93.6%	93.5%	93.3%
% of Patients satisfied with the time they had to wait for an appointment	0	0	N/A	88.4%	89.1%	88.9%

* This is based on patients treated on this contract for their most recent course of treatment. Figures in italics indicate the base number of FP17s or Patient Questionnaire responses are less than 100. N/A is shown where the base number of responses is less than 10 during the period. % is calculated as Quantity/Base number*100

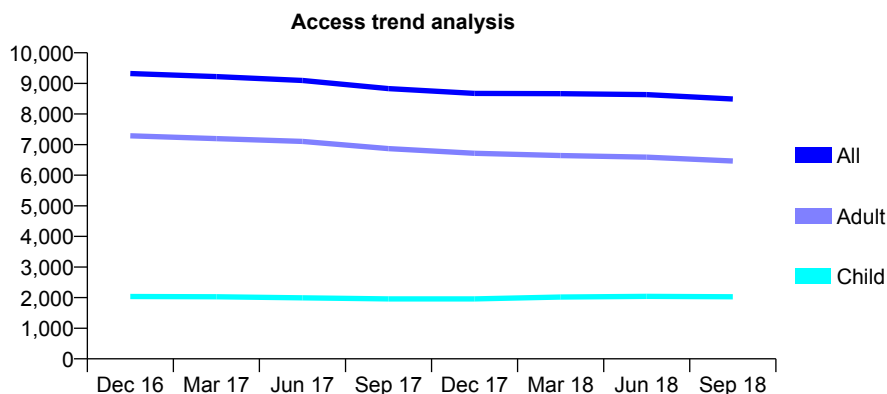
Q56 - Vital Signs At a Glance Contract Report for 771708/0001 - September 2018

Name or company name	MR AC HUNTER
Contract type name	GDS Contract
Purpose of contract	General
Contract start date	01/03/2008
Contract end date	

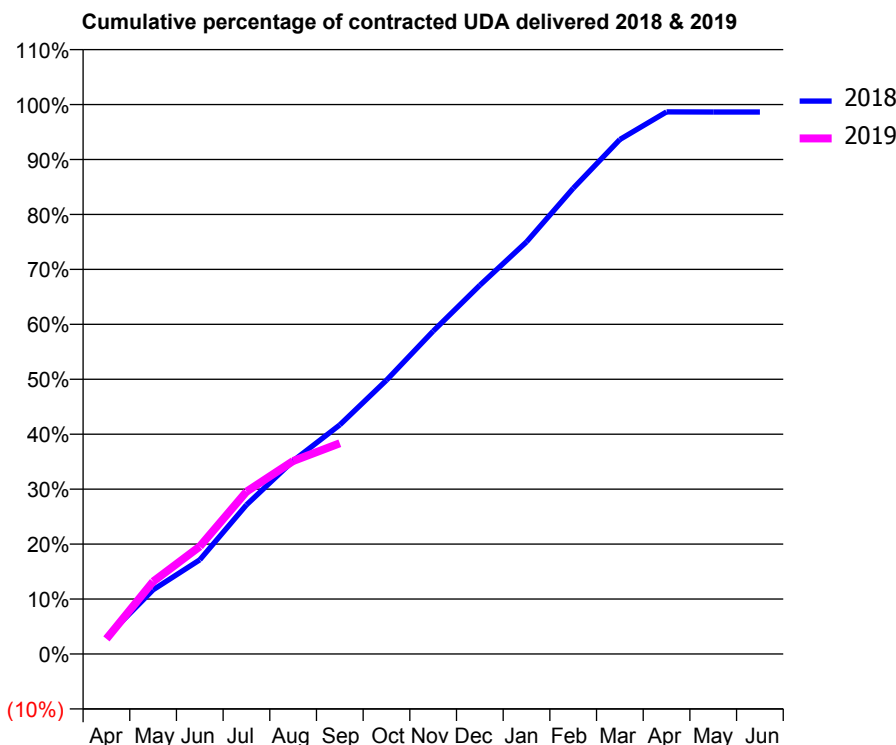
18/19 Contracted general activity (UDA)	24,346
Carry forward general activity (UDA)	0
18/19 Contracted orthodontic activity (UOA)	0
Carry forward orthodontic activity (UOA)	0
Baseline contract value	£592,471.91

ACCESS*

Patients seen in 24 months	Total	Change since previous quarter
Quarter ending September 2017	8,829	
Quarter ending December 2017	8,675	↓
Quarter ending March 2018	8,665	→
Quarter ending June 2018	8,635	→
Quarter ending September 2018	8,491	↓
Variance since September 2017	(3.8%)	↓



ACTIVITY



Month	Adjusted Scheduled Activity (UDA)	
	2018	2019
April	750	670
May	2,846	3,213
June	4,176	4,766
July	6,607	7,194
August	8,559	8,549
September	10,156	9,338
October	12,133	
November	14,304	
December	16,339	
January	18,259	
February	20,633	
March	22,796	
April	24,021	
May	24,015	
June	24,015	

QUALITY

	Quantity	Base Number	Contract	AT	Region	England
% of FP17s for the same patient ID Re-attending within 3 months - Children	120	1,519	7.9%	10.6%	11.4%	11.6%
% of FP17s for the same patient ID Re-attending within 3 months - Adults	626	3,971	15.8%	14.0%	15.0%	15.5%
% of FP17s for the same patient ID Re-attending between 3 & 9 months - Children	1,030	1,519	67.8%	59.8%	59.9%	58.8%
% of FP17s for the same patient ID Re-attending between 3 & 9 months - Adults	2,083	3,971	52.5%	49.1%	52.0%	51.1%
% of FP17s for Band 1 Urgent Courses	408	4,842	8.4%	9.1%	8.0%	9.0%
% of FP17s Relating to Free Repair or Replacements	38	4,842	0.8%	0.7%	0.8%	0.8%
% of FP17s Relating to Continuations	71	4,842	1.5%	1.0%	0.9%	0.9%
% of Patients satisfied with the dentistry they have received	5	5	N/A	93.6%	93.5%	93.3%
% of Patients satisfied with the time they had to wait for an appointment	3	5	N/A	88.4%	89.1%	88.9%

* This is based on patients treated on this contract for their most recent course of treatment. Figures in italics indicate the base number of FP17s or Patient Questionnaire responses are less than 100. N/A is shown where the base number of responses is less than 10 during the period. % is calculated as Quantity/Base number*100

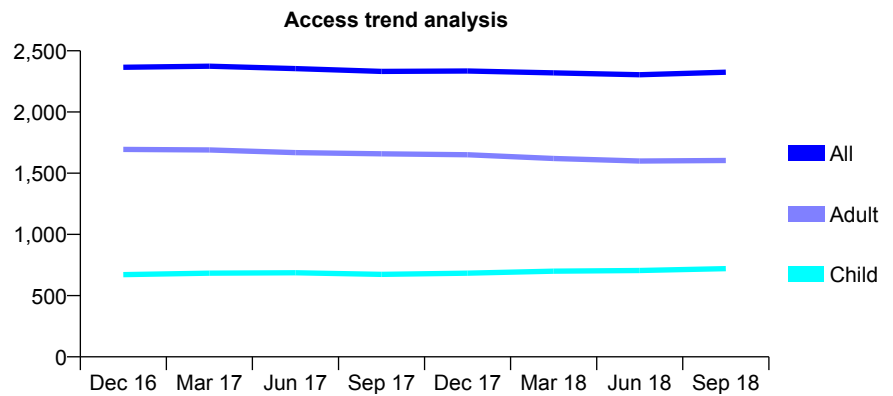
Q56 - Vital Signs At a Glance Contract Report for 773840/0001 - September 2018

Name or company name	MRS JA HASSAN
Contract type name	GDS Contract
Purpose of contract	General
Contract start date	01/04/2006
Contract end date	

18/19 Contracted general activity (UDA)	6,000
Carry forward general activity (UDA)	0
18/19 Contracted orthodontic activity (UOA)	0
Carry forward orthodontic activity (UOA)	0
Baseline contract value	£134,877.10

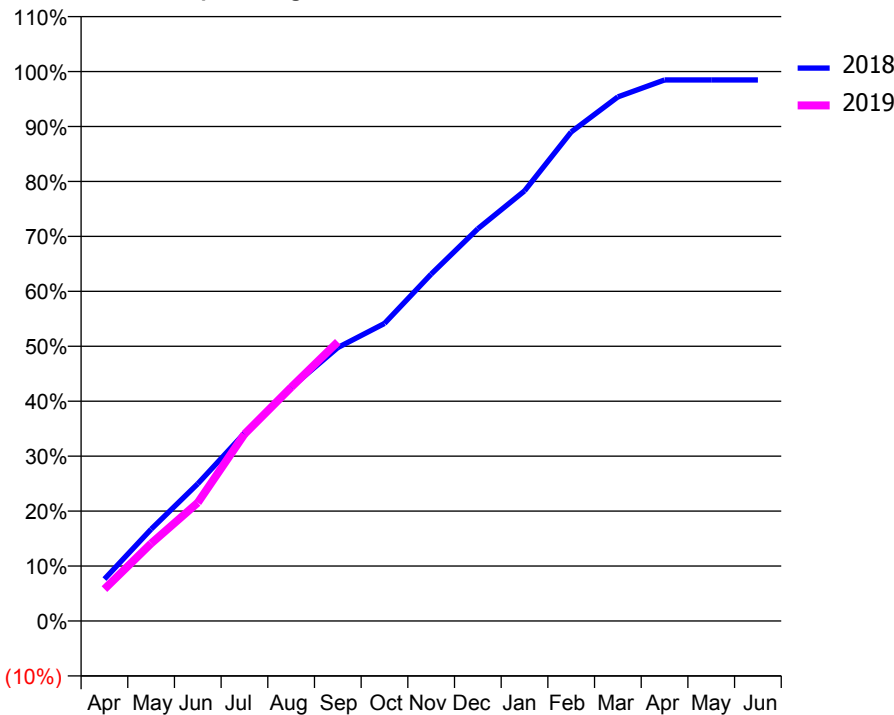
ACCESS*

Patients seen in 24 months	Total	Change since previous quarter
Quarter ending September 2017	2,332	
Quarter ending December 2017	2,335	→
Quarter ending March 2018	2,320	→
Quarter ending June 2018	2,305	→
Quarter ending September 2018	2,325	→
Variance since September 2017	(0.3%)	→



ACTIVITY

Cumulative percentage of contracted UDA delivered 2018 & 2019



Month	Adjusted Scheduled Activity (UDA)	
	2018	2019
April	458	349
May	1,003	847
June	1,499	1,292
July	2,051	2,040
August	2,550	2,551
September	2,986	3,049
October	3,248	
November	3,787	
December	4,283	
January	4,696	
February	5,340	
March	5,723	
April	5,908	
May	5,908	
June	5,908	

QUALITY

	Quantity	Base Number	Contract	AT	Region	England
% of FP17s for the same patient ID Re-attending within 3 months - Children	33	601	5.5%	10.6%	11.4%	11.6%
% of FP17s for the same patient ID Re-attending within 3 months - Adults	180	1,162	15.5%	14.0%	15.0%	15.5%
% of FP17s for the same patient ID Re-attending between 3 & 9 months - Children	392	601	65.2%	59.8%	59.9%	58.8%
% of FP17s for the same patient ID Re-attending between 3 & 9 months - Adults	460	1,162	39.6%	49.1%	52.0%	51.1%
% of FP17s for Band 1 Urgent Courses	183	1,676	10.9%	9.1%	8.0%	9.0%
% of FP17s Relating to Free Repair or Replacements	12	1,676	0.7%	0.7%	0.8%	0.8%
% of FP17s Relating to Continuations	7	1,676	0.4%	1.0%	0.9%	0.9%
% of Patients satisfied with the dentistry they have received	2	2	N/A	93.6%	93.5%	93.3%
% of Patients satisfied with the time they had to wait for an appointment	2	2	N/A	88.4%	89.1%	88.9%

* This is based on patients treated on this contract for their most recent course of treatment. Figures in italics indicate the base number of FP17s or Patient Questionnaire responses are less than 100. N/A is shown where the base number of responses is less than 10 during the period. % is calculated as Quantity/Base number*100

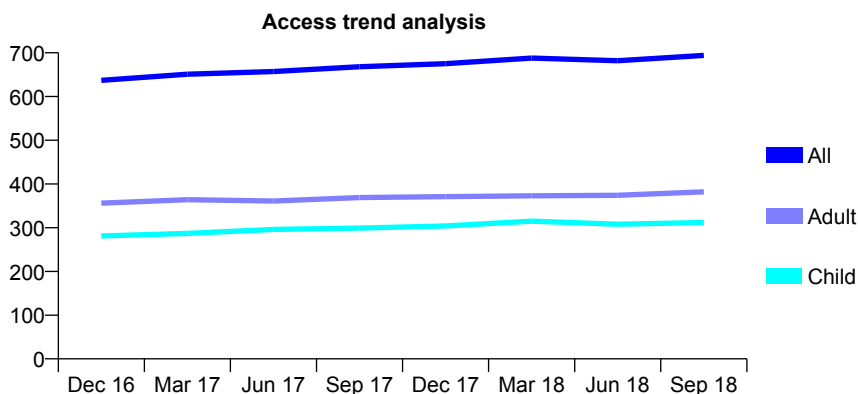
Q56 - Vital Signs At a Glance Contract Report for 800759/0002 - September 2018

Name or company name	MR D JONES
Contract type name	GDS Contract
Purpose of contract	General
Contract start date	28/07/2011
Contract end date	

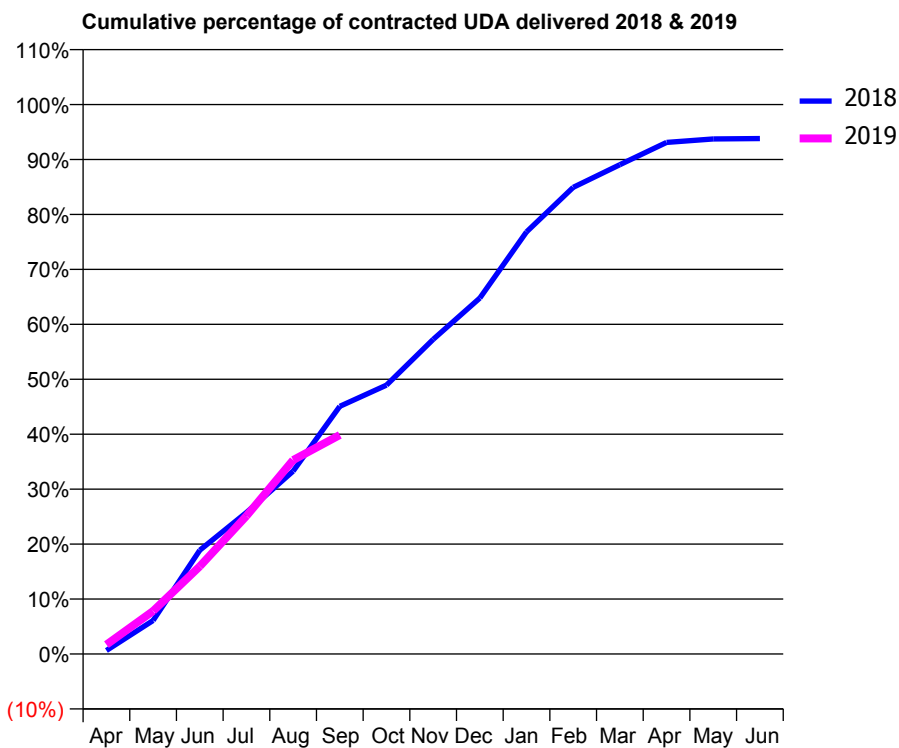
18/19 Contracted general activity (UDA)	1,409
Carry forward general activity (UDA)	0
18/19 Contracted orthodontic activity (UOA)	0
Carry forward orthodontic activity (UOA)	0
Baseline contract value	£27,388.50

ACCESS*

Patients seen in 24 months	Total	Change since previous quarter
Quarter ending September 2017	668	
Quarter ending December 2017	675	→
Quarter ending March 2018	688	→
Quarter ending June 2018	682	→
Quarter ending September 2018	694	→
Variance since September 2017	3.9%	↑



ACTIVITY



Month	Adjusted Scheduled Activity (UDA)	
	2018	2019
April	9	24
May	86	110
June	266	225
July	363	354
August	469	497
September	635	562
October	689	
November	807	
December	913	
January	1,082	
February	1,196	
March	1,255	
April	1,312	
May	1,321	
June	1,322	

QUALITY

	Quantity	Base Number	Contract	AT	Region	England
% of FP17s for the same patient ID Re-attending within 3 months - Children	18	218	8.3%	10.6%	11.4%	11.6%
% of FP17s for the same patient ID Re-attending within 3 months - Adults	16	203	7.9%	14.0%	15.0%	15.5%
% of FP17s for the same patient ID Re-attending between 3 & 9 months - Children	122	218	56.0%	59.8%	59.9%	58.8%
% of FP17s for the same patient ID Re-attending between 3 & 9 months - Adults	111	203	54.7%	49.1%	52.0%	51.1%
% of FP17s for Band 1 Urgent Courses	8	361	2.2%	9.1%	8.0%	9.0%
% of FP17s Relating to Free Repair or Replacements	0	361	0.0%	0.7%	0.8%	0.8%
% of FP17s Relating to Continuations	0	361	0.0%	1.0%	0.9%	0.9%
% of Patients satisfied with the dentistry they have received	0	0	N/A	93.6%	93.5%	93.3%
% of Patients satisfied with the time they had to wait for an appointment	0	0	N/A	88.4%	89.1%	88.9%

* This is based on patients treated on this contract for their most recent course of treatment. Figures in italics indicate the base number of FP17s or Patient Questionnaire responses are less than 100. N/A is shown where the base number of responses is less than 10 during the period. % is calculated as Quantity/Base number*100

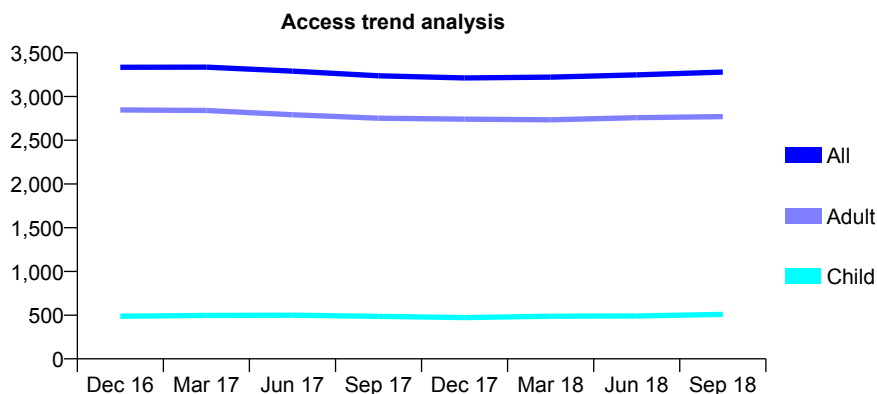
Q56 - Vital Signs At a Glance Contract Report for 809268/0001 - September 2018

Name or company name	MR DW FERNS
Contract type name	GDS Contract
Purpose of contract	General
Contract start date	01/04/2006
Contract end date	

18/19 Contracted general activity (UDA)	9,437
Carry forward general activity (UDA)	0
18/19 Contracted orthodontic activity (UOA)	0
Carry forward orthodontic activity (UOA)	0
Baseline contract value	£228,473.14

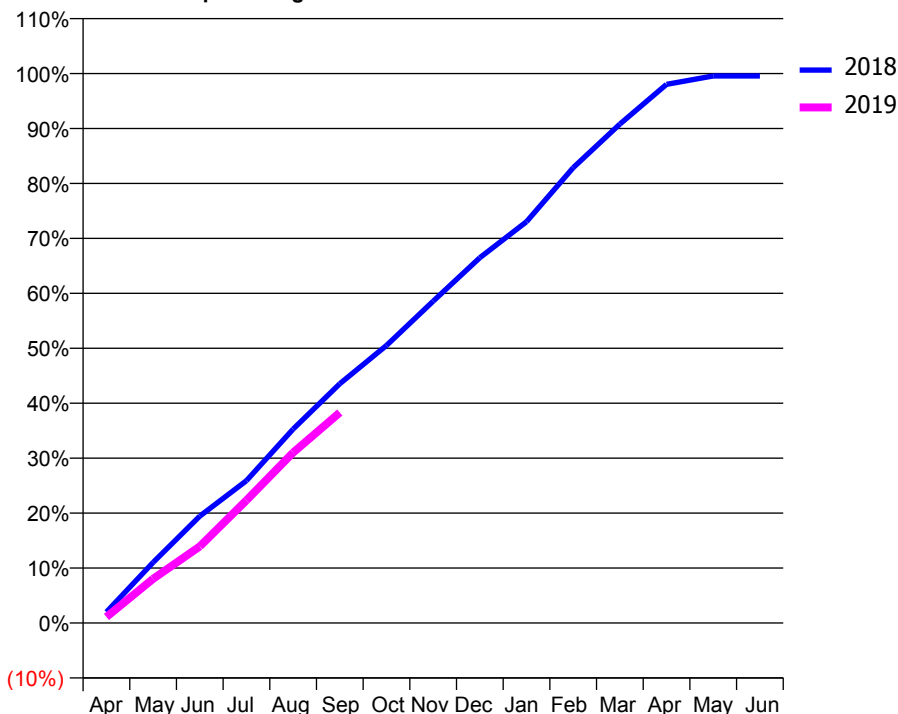
ACCESS*

Patients seen in 24 months	Total	Change since previous quarter
Quarter ending September 2017	3,237	
Quarter ending December 2017	3,213	→
Quarter ending March 2018	3,221	→
Quarter ending June 2018	3,248	→
Quarter ending September 2018	3,279	→
Variance since September 2017	1.3%	→



ACTIVITY

Cumulative percentage of contracted UDA delivered 2018 & 2019



Month	Adjusted Scheduled Activity (UDA)	
	2018	2019
April	189	104
May	1,041	759
June	1,835	1,315
July	2,445	2,108
August	3,332	2,929
September	4,110	3,615
October	4,767	
November	5,527	
December	6,273	
January	6,893	
February	7,819	
March	8,569	
April	9,250	
May	9,395	
June	9,395	

QUALITY

	Quantity	Base Number	Contract	AT	Region	England
% of FP17s for the same patient ID Re-attending within 3 months - Children	19	254	7.5%	10.6%	11.4%	11.6%
% of FP17s for the same patient ID Re-attending within 3 months - Adults	273	1,568	17.4%	14.0%	15.0%	15.5%
% of FP17s for the same patient ID Re-attending between 3 & 9 months - Children	35	254	13.8%	59.8%	59.9%	58.8%
% of FP17s for the same patient ID Re-attending between 3 & 9 months - Adults	402	1,568	25.6%	49.1%	52.0%	51.1%
% of FP17s for Band 1 Urgent Courses	308	1,532	20.1%	9.1%	8.0%	9.0%
% of FP17s Relating to Free Repair or Replacements	21	1,532	1.4%	0.7%	0.8%	0.8%
% of FP17s Relating to Continuations	22	1,532	1.4%	1.0%	0.9%	0.9%
% of Patients satisfied with the dentistry they have received	8	8	N/A	93.6%	93.5%	93.3%
% of Patients satisfied with the time they had to wait for an appointment	8	8	N/A	88.4%	89.1%	88.9%

* This is based on patients treated on this contract for their most recent course of treatment. Figures in italics indicate the base number of FP17s or Patient Questionnaire responses are less than 100. N/A is shown where the base number of responses is less than 10 during the period. % is calculated as Quantity/Base number*100

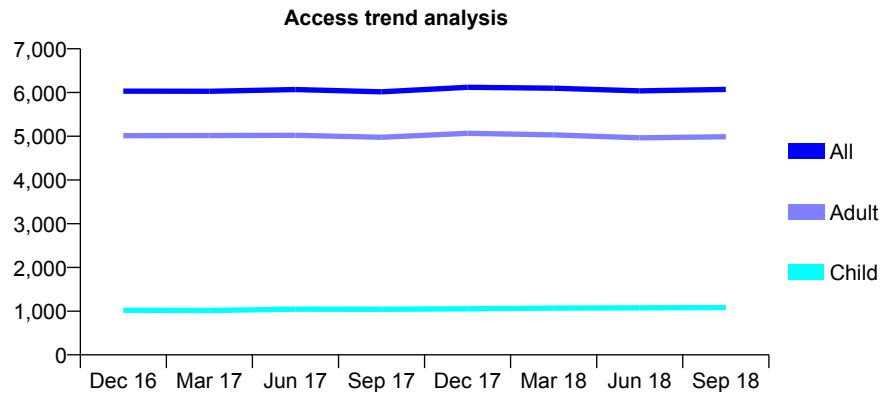
Q56 - Vital Signs At a Glance Contract Report for 812072/0001 - September 2018

Name or company name	Ipswich Dental Surgery
Contract type name	GDS Contract
Purpose of contract	General
Contract start date	01/04/2006
Contract end date	

18/19 Contracted general activity (UDA)	14,528
Carry forward general activity (UDA)	0
18/19 Contracted orthodontic activity (UOA)	0
Carry forward orthodontic activity (UOA)	0
Baseline contract value	£332,349.10

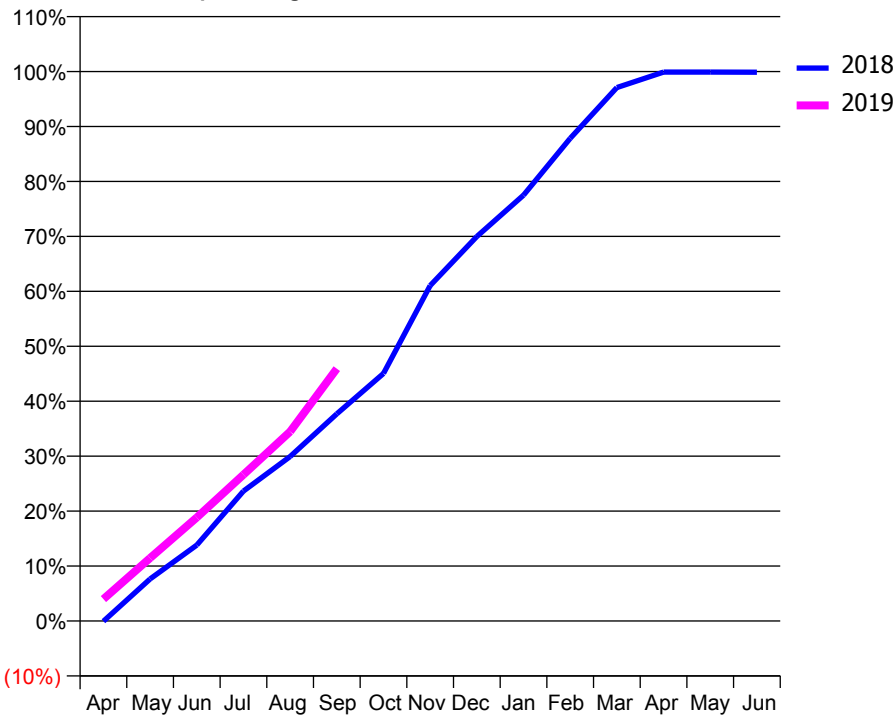
ACCESS*

Patients seen in 24 months	Total	Change since previous quarter
Quarter ending September 2017	6,016	
Quarter ending December 2017	6,121	→
Quarter ending March 2018	6,099	→
Quarter ending June 2018	6,039	→
Quarter ending September 2018	6,071	→
Variance since September 2017	0.9%	→



ACTIVITY

Cumulative percentage of contracted UDA delivered 2018 & 2019



Month	Adjusted Scheduled Activity (UDA)	
	2018	2019
April	-9	580
May	1,111	1,665
June	2,009	2,739
July	3,435	3,868
August	4,350	5,007
September	5,475	6,672
October	6,545	
November	8,870	
December	10,167	
January	11,259	
February	12,762	
March	14,104	
April	14,511	
May	14,511	
June	14,510	

QUALITY

	Quantity	Base Number	Contract	AT	Region	England
% of FP17s for the same patient ID Re-attending within 3 months - Children	29	616	4.7%	10.6%	11.4%	11.6%
% of FP17s for the same patient ID Re-attending within 3 months - Adults	297	2,710	11.0%	14.0%	15.0%	15.5%
% of FP17s for the same patient ID Re-attending between 3 & 9 months - Children	182	616	29.5%	59.8%	59.9%	58.8%
% of FP17s for the same patient ID Re-attending between 3 & 9 months - Adults	935	2,710	34.5%	49.1%	52.0%	51.1%
% of FP17s for Band 1 Urgent Courses	299	3,168	9.4%	9.1%	8.0%	9.0%
% of FP17s Relating to Free Repair or Replacements	21	3,168	0.7%	0.7%	0.8%	0.8%
% of FP17s Relating to Continuations	20	3,168	0.6%	1.0%	0.9%	0.9%
% of Patients satisfied with the dentistry they have received	14	15	93.3%	93.6%	93.5%	93.3%
% of Patients satisfied with the time they had to wait for an appointment	14	15	93.3%	88.4%	89.1%	88.9%

* This is based on patients treated on this contract for their most recent course of treatment. Figures in italics indicate the base number of FP17s or Patient Questionnaire responses are less than 100. N/A is shown where the base number of responses is less than 10 during the period. % is calculated as Quantity/Base number*100

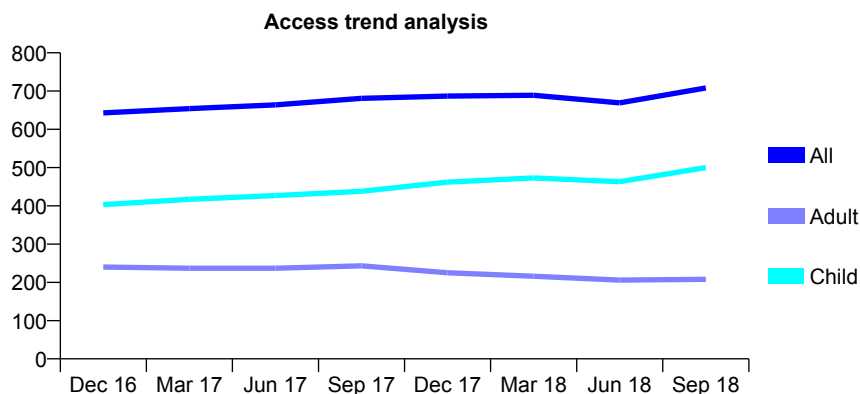
Q56 - Vital Signs At a Glance Contract Report for 812897/0001 - September 2018

Name or company name	MR WK DRYDEN
Contract type name	GDS Contract
Purpose of contract	General
Contract start date	01/04/2006
Contract end date	

18/19 Contracted general activity (UDA)	1,529
Carry forward general activity (UDA)	0
18/19 Contracted orthodontic activity (UOA)	0
Carry forward orthodontic activity (UOA)	0
Baseline contract value	£48,764.60

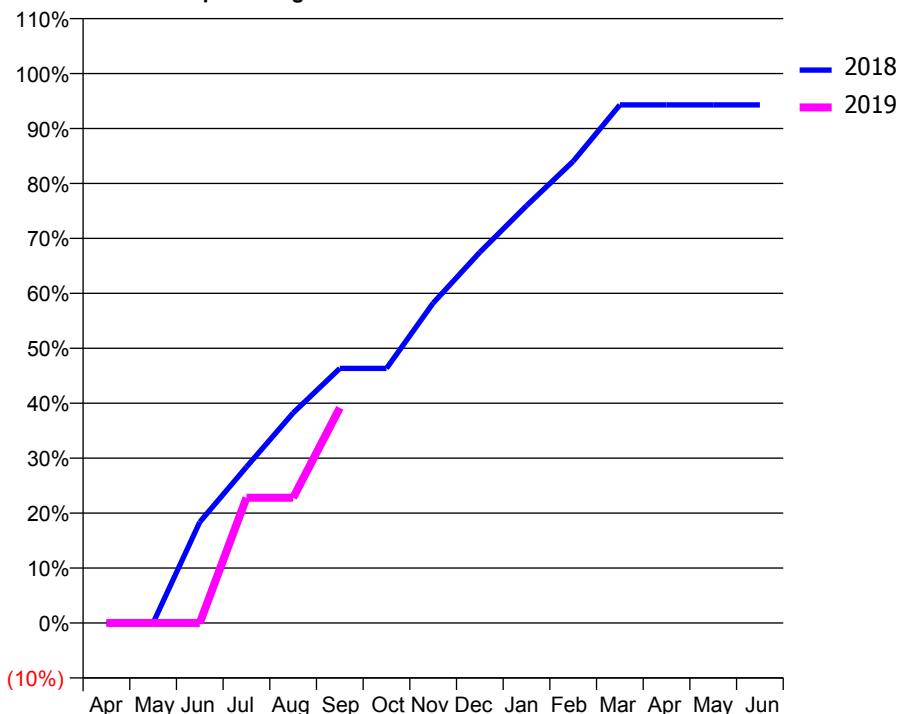
ACCESS*

Patients seen in 24 months	Total	Change since previous quarter
Quarter ending September 2017	681	
Quarter ending December 2017	687	→
Quarter ending March 2018	689	→
Quarter ending June 2018	669	↓
Quarter ending September 2018	708	↑
Variance since September 2017	4.0%	↑



ACTIVITY

Cumulative percentage of contracted UDA delivered 2018 & 2019



Adjusted Scheduled Activity (UDA)

Month	2018	2019
April	0	0
May	0	0
June	281	0
July	434	349
August	584	349
September	709	599
October	709	
November	890	
December	1,032	
January	1,161	
February	1,285	
March	1,442	
April	1,442	
May	1,442	
June	1,442	

QUALITY

	Quantity	Base Number	Contract	AT	Region	England
% of FP17s for the same patient ID Re-attending within 3 months - Children	26	400	6.5%	10.6%	11.4%	11.6%
% of FP17s for the same patient ID Re-attending within 3 months - Adults	11	114	9.6%	14.0%	15.0%	15.5%
% of FP17s for the same patient ID Re-attending between 3 & 9 months - Children	260	400	65.0%	59.8%	59.9%	58.8%
% of FP17s for the same patient ID Re-attending between 3 & 9 months - Adults	53	114	46.5%	49.1%	52.0%	51.1%
% of FP17s for Band 1 Urgent Courses	6	466	1.3%	9.1%	8.0%	9.0%
% of FP17s Relating to Free Repair or Replacements	0	466	0.0%	0.7%	0.8%	0.8%
% of FP17s Relating to Continuations	0	466	0.0%	1.0%	0.9%	0.9%
% of Patients satisfied with the dentistry they have received	0	0	N/A	93.6%	93.5%	93.3%
% of Patients satisfied with the time they had to wait for an appointment	0	0	N/A	88.4%	89.1%	88.9%

* This is based on patients treated on this contract for their most recent course of treatment. Figures in italics indicate the base number of FP17s or Patient Questionnaire responses are less than 100. N/A is shown where the base number of responses is less than 10 during the period. % is calculated as Quantity/Base number*100

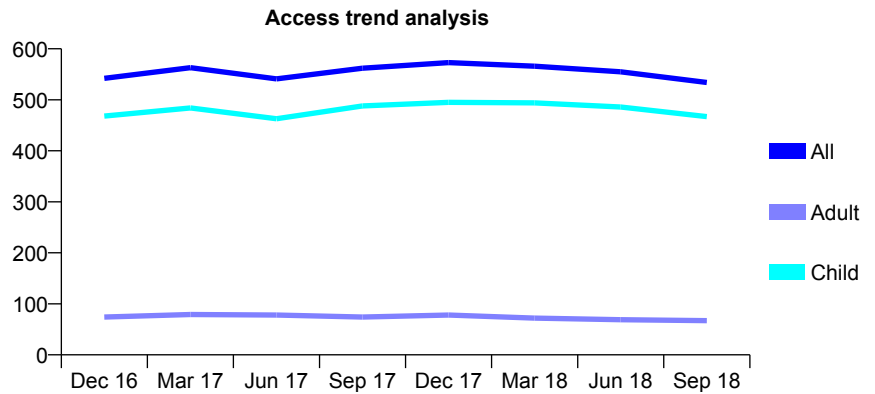
Q56 - Vital Signs At a Glance Contract Report for 813095/0002 - September 2018

Name or company name	MS BA BRABBINS
Contract type name	GDS Contract
Purpose of contract	General
Contract start date	01/04/2006
Contract end date	

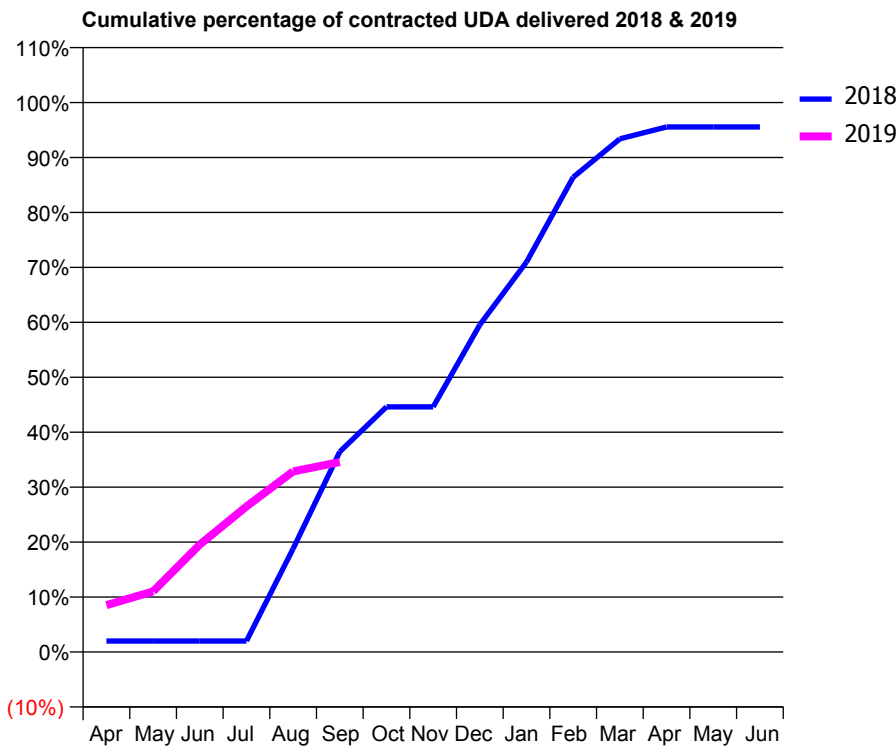
18/19 Contracted general activity (UDA)	1,000
Carry forward general activity (UDA)	0
18/19 Contracted orthodontic activity (UOA)	0
Carry forward orthodontic activity (UOA)	0
Baseline contract value	£24,360.45

ACCESS*

Patients seen in 24 months	Total	Change since previous quarter
Quarter ending September 2017	562	
Quarter ending December 2017	573	→
Quarter ending March 2018	566	↓
Quarter ending June 2018	555	↓
Quarter ending September 2018	534	↓
Variance since September 2017	(5.0%)	↓



ACTIVITY



Month	Adjusted Scheduled Activity (UDA)	
	2018	2019
April	20	85
May	20	110
June	20	195
July	20	265
August	188	329
September	365	346
October	446	
November	446	
December	596	
January	710	
February	864	
March	934	
April	956	
May	956	
June	956	

QUALITY

	Quantity	Base Number	Contract	AT	Region	England
% of FP17s for the same patient ID Re-attending within 3 months - Children	25	252	9.9%	10.6%	11.4%	11.6%
% of FP17s for the same patient ID Re-attending within 3 months - Adults	0	8	0.0%	14.0%	15.0%	15.5%
% of FP17s for the same patient ID Re-attending between 3 & 9 months - Children	167	252	66.3%	59.8%	59.9%	58.8%
% of FP17s for the same patient ID Re-attending between 3 & 9 months - Adults	5	8	62.5%	49.1%	52.0%	51.1%
% of FP17s for Band 1 Urgent Courses	9	244	3.7%	9.1%	8.0%	9.0%
% of FP17s Relating to Free Repair or Replacements	0	244	0.0%	0.7%	0.8%	0.8%
% of FP17s Relating to Continuations	0	244	0.0%	1.0%	0.9%	0.9%
% of Patients satisfied with the dentistry they have received	0	0	N/A	93.6%	93.5%	93.3%
% of Patients satisfied with the time they had to wait for an appointment	0	0	N/A	88.4%	89.1%	88.9%

* This is based on patients treated on this contract for their most recent course of treatment. Figures in italics indicate the base number of FP17s or Patient Questionnaire responses are less than 100. N/A is shown where the base number of responses is less than 10 during the period. % is calculated as Quantity/Base number*100

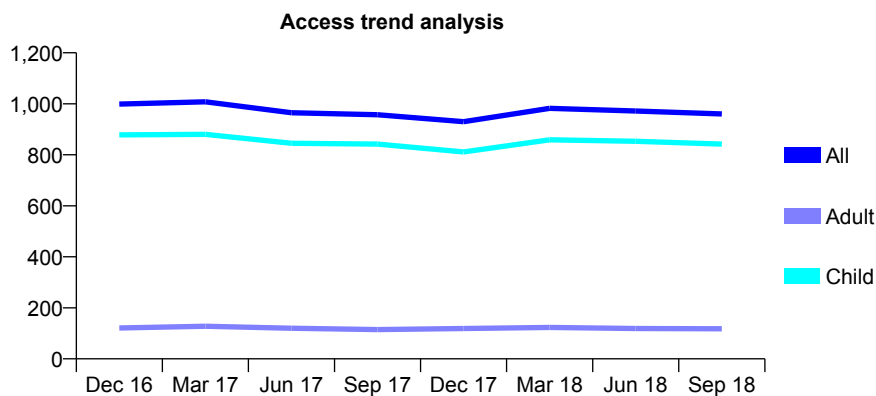
Q56 - Vital Signs At a Glance Contract Report for 819948/0001 - September 2018

Name or company name	MRS D STOKES
Contract type name	PDS Contract
Purpose of contract	General
Contract start date	01/06/2008
Contract end date	30/09/2018

18/19 Contracted general activity (UDA)	1,065
Carry forward general activity (UDA)	0
18/19 Contracted orthodontic activity (UOA)	0
Carry forward orthodontic activity (UOA)	0
Baseline contract value	£24,306.03

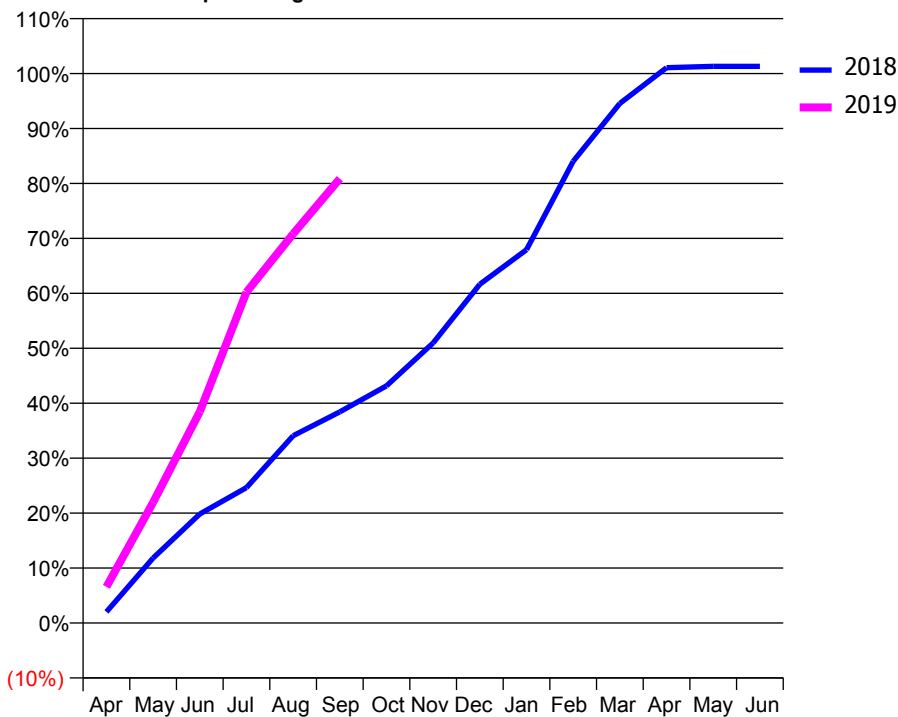
ACCESS*

Patients seen in 24 months	Total	Change since previous quarter
Quarter ending September 2017	957	
Quarter ending December 2017	930	↓
Quarter ending March 2018	982	↑
Quarter ending June 2018	972	↓
Quarter ending September 2018	960	↓
Variance since September 2017	0.3%	→



ACTIVITY

Cumulative percentage of contracted UDA delivered 2018 & 2019



Month	2018	2019
April	43	70
May	252	234
June	422	410
July	524	641
August	726	754
September	818	861
October	919	
November	1,085	
December	1,313	
January	1,446	
February	1,789	
March	2,013	
April	2,152	
May	2,157	
June	2,157	

QUALITY

	Quantity	Base Number	Contract	AT	Region	England
% of FP17s for the same patient ID Re-attending within 3 months - Children	51	597	8.5%	10.6%	11.4%	11.6%
% of FP17s for the same patient ID Re-attending within 3 months - Adults	1	27	3.7%	14.0%	15.0%	15.5%
% of FP17s for the same patient ID Re-attending between 3 & 9 months - Children	360	597	60.3%	59.8%	59.9%	58.8%
% of FP17s for the same patient ID Re-attending between 3 & 9 months - Adults	21	27	77.8%	49.1%	52.0%	51.1%
% of FP17s for Band 1 Urgent Courses	11	538	2.0%	9.1%	8.0%	9.0%
% of FP17s Relating to Free Repair or Replacements	0	538	0.0%	0.7%	0.8%	0.8%
% of FP17s Relating to Continuations	0	538	0.0%	1.0%	0.9%	0.9%
% of Patients satisfied with the dentistry they have received	0	0	N/A	93.6%	93.5%	93.3%
% of Patients satisfied with the time they had to wait for an appointment	0	0	N/A	88.4%	89.1%	88.9%

* This is based on patients treated on this contract for their most recent course of treatment. Figures in italics indicate the base number of FP17s or Patient Questionnaire responses are less than 100. N/A is shown where the base number of responses is less than 10 during the period. % is calculated as Quantity/Base number*100

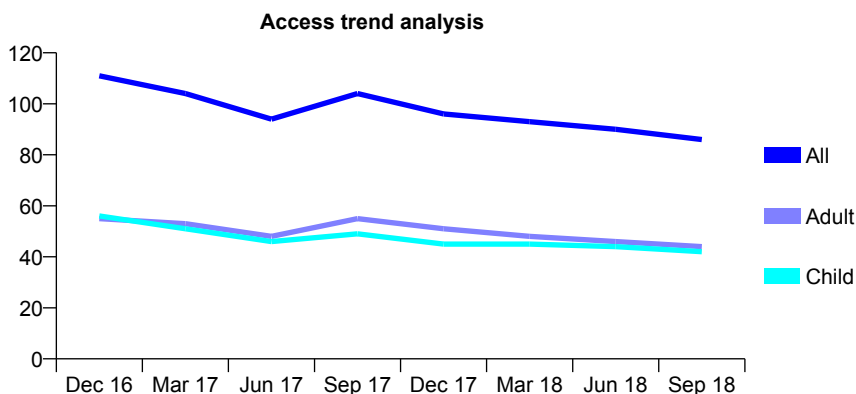
Q56 - Vital Signs At a Glance Contract Report for 825875/0001 - September 2018

Name or company name	MISS S PATEL
Contract type name	GDS Contract
Purpose of contract	General
Contract start date	01/04/2006
Contract end date	

18/19 Contracted general activity (UDA)	245
Carry forward general activity (UDA)	0
18/19 Contracted orthodontic activity (UOA)	0
Carry forward orthodontic activity (UOA)	0
Baseline contract value	£5,471.70

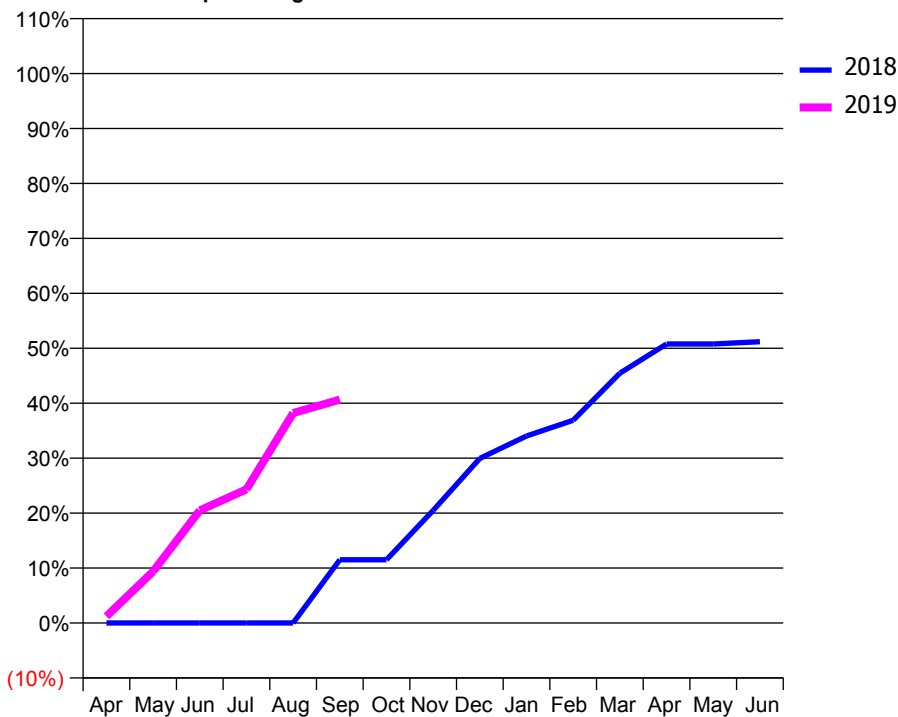
ACCESS*

Patients seen in 24 months	Total	Change since previous quarter
Quarter ending September 2017	104	
Quarter ending December 2017	96	↓
Quarter ending March 2018	93	↓
Quarter ending June 2018	90	↓
Quarter ending September 2018	86	↓
Variance since September 2017	(17.3%)	↓



ACTIVITY

Cumulative percentage of contracted UDA delivered 2018 & 2019



Adjusted Scheduled Activity (UDA)

Month	2018	2019
April	0	3
May	0	23
June	0	50
July	0	60
August	0	94
September	28	100
October	28	
November	50	
December	73	
January	83	
February	90	
March	111	
April	124	
May	124	
June	125	

QUALITY

	Quantity	Base Number	Contract	AT	Region	England
% of FP17s for the same patient ID Re-attending within 3 months - Children	0	36	0.0%	10.6%	11.4%	11.6%
% of FP17s for the same patient ID Re-attending within 3 months - Adults	3	25	12.0%	14.0%	15.0%	15.5%
% of FP17s for the same patient ID Re-attending between 3 & 9 months - Children	16	36	44.4%	59.8%	59.9%	58.8%
% of FP17s for the same patient ID Re-attending between 3 & 9 months - Adults	15	25	60.0%	49.1%	52.0%	51.1%
% of FP17s for Band 1 Urgent Courses	3	54	5.6%	9.1%	8.0%	9.0%
% of FP17s Relating to Free Repair or Replacements	0	54	0.0%	0.7%	0.8%	0.8%
% of FP17s Relating to Continuations	0	54	0.0%	1.0%	0.9%	0.9%
% of Patients satisfied with the dentistry they have received	0	0	N/A	93.6%	93.5%	93.3%
% of Patients satisfied with the time they had to wait for an appointment	0	0	N/A	88.4%	89.1%	88.9%

* This is based on patients treated on this contract for their most recent course of treatment. Figures in italics indicate the base number of FP17s or Patient Questionnaire responses are less than 100. N/A is shown where the base number of responses is less than 10 during the period. % is calculated as Quantity/Base number*100

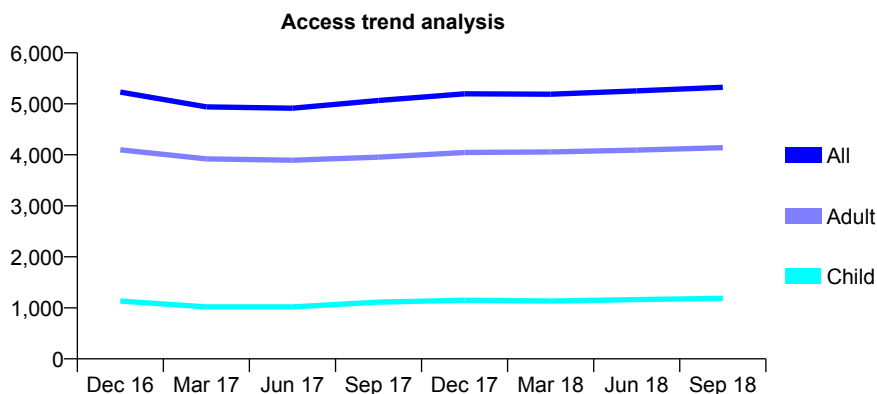
Q56 - Vital Signs At a Glance Contract Report for 827134/0006 - September 2018

Name or company name	MR JG PLUMMER
Contract type name	GDS Contract
Purpose of contract	General and Orthodontic
Contract start date	01/04/2006
Contract end date	

18/19 Contracted general activity (UDA)	13,778
Carry forward general activity (UDA)	0
18/19 Contracted orthodontic activity (UOA)	1,408
Carry forward orthodontic activity (UOA)	0
Baseline contract value	£560,955.04

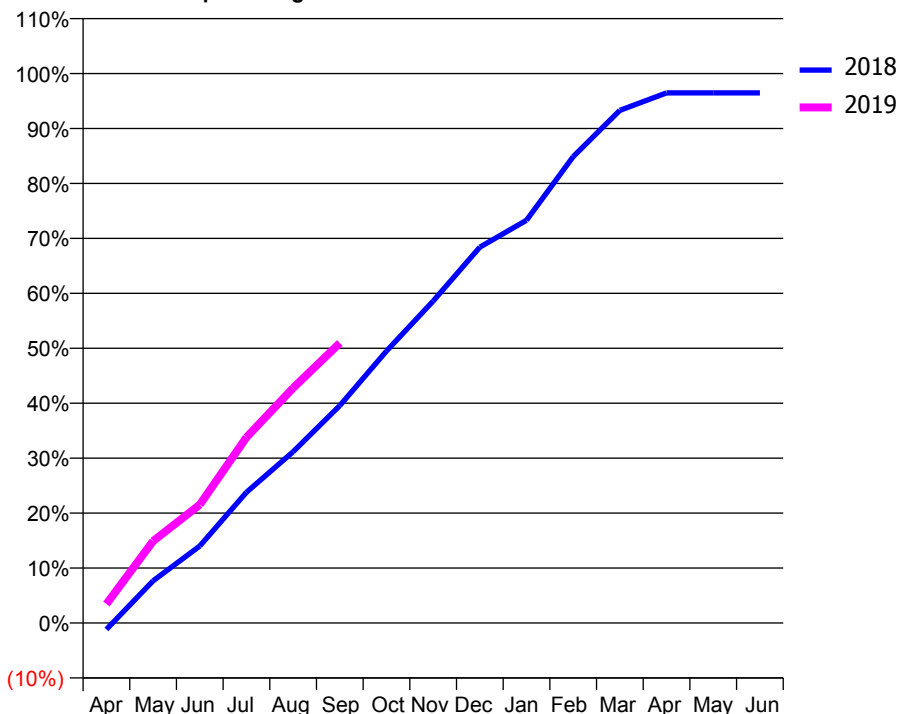
ACCESS*

Patients seen in 24 months	Total	Change since previous quarter
Quarter ending September 2017	5,065	
Quarter ending December 2017	5,196	↑
Quarter ending March 2018	5,189	→
Quarter ending June 2018	5,253	→
Quarter ending September 2018	5,325	→
Variance since September 2017	5.1%	↑



ACTIVITY

Cumulative percentage of contracted UDA delivered 2018 & 2019



Month	Adjusted Scheduled Activity (UDA)	
	2018	2019
April	-162	478
May	1,060	2,055
June	1,930	2,966
July	3,278	4,655
August	4,295	5,891
September	5,450	7,021
October	6,819	
November	8,071	
December	9,425	
January	10,099	
February	11,695	
March	12,855	
April	13,292	
May	13,292	
June	13,292	

QUALITY

	Quantity	Base Number	Contract	AT	Region	England
% of FP17s for the same patient ID Re-attending within 3 months - Children	66	899	7.3%	10.6%	11.4%	11.6%
% of FP17s for the same patient ID Re-attending within 3 months - Adults	348	2,728	12.8%	14.0%	15.0%	15.5%
% of FP17s for the same patient ID Re-attending between 3 & 9 months - Children	422	899	46.9%	59.8%	59.9%	58.8%
% of FP17s for the same patient ID Re-attending between 3 & 9 months - Adults	910	2,728	33.4%	49.1%	52.0%	51.1%
% of FP17s for Band 1 Urgent Courses	335	3,193	10.5%	9.1%	8.0%	9.0%
% of FP17s Relating to Free Repair or Replacements	65	3,193	2.0%	0.7%	0.8%	0.8%
% of FP17s Relating to Continuations	40	3,193	1.3%	1.0%	0.9%	0.9%
% of Patients satisfied with the dentistry they have received	1	1	N/A	93.6%	93.5%	93.3%
% of Patients satisfied with the time they had to wait for an appointment	1	1	N/A	88.4%	89.1%	88.9%

* This is based on patients treated on this contract for their most recent course of treatment. Figures in italics indicate the base number of FP17s or Patient Questionnaire responses are less than 100. N/A is shown where the base number of responses is less than 10 during the period. % is calculated as Quantity/Base number*100

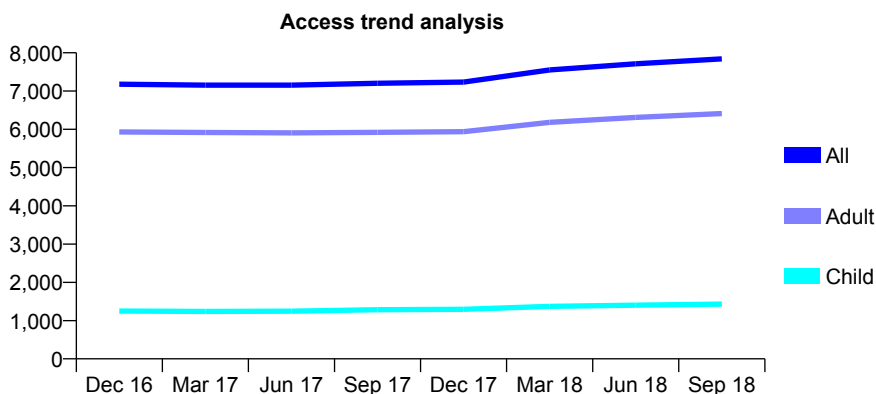
Q56 - Vital Signs At a Glance Contract Report for 827134/0007 - September 2018

Name or company name	MR JG PLUMMER
Contract type name	GDS Contract
Purpose of contract	General and Orthodontic
Contract start date	01/04/2006
Contract end date	

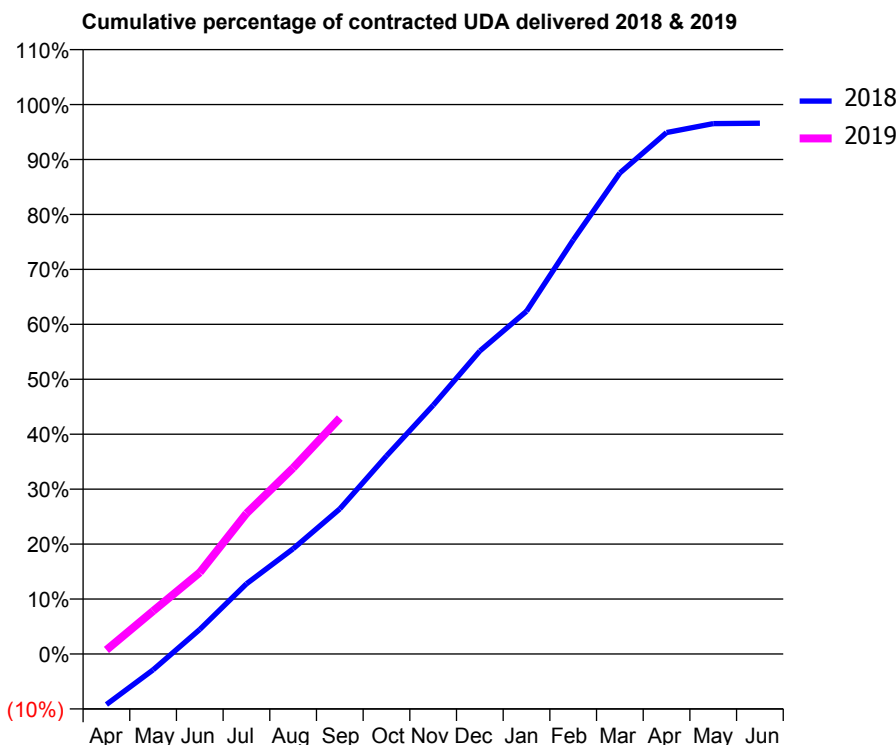
18/19 Contracted general activity (UDA)	17,482
Carry forward general activity (UDA)	0
18/19 Contracted orthodontic activity (UOA)	1,430
Carry forward orthodontic activity (UOA)	0
Baseline contract value	£705,773.61

ACCESS*

Patients seen in 24 months	Total	Change since previous quarter
Quarter ending September 2017	7,205	
Quarter ending December 2017	7,234	→
Quarter ending March 2018	7,552	↑
Quarter ending June 2018	7,712	↑
Quarter ending September 2018	7,842	→
Variance since September 2017	8.8%	↑



ACTIVITY



Month	Adjusted Scheduled Activity (UDA)	
	2018	2019
April	-1,610	130
May	-508	1,367
June	782	2,594
July	2,234	4,475
August	3,347	5,918
September	4,619	7,506
October	6,302	
November	7,914	
December	9,642	
January	10,903	
February	13,170	
March	15,304	
April	16,591	
May	16,873	
June	16,885	

QUALITY

	Quantity	Base Number	Contract	AT	Region	England
% of FP17s for the same patient ID Re-attending within 3 months - Children	104	1,185	8.8%	10.6%	11.4%	11.6%
% of FP17s for the same patient ID Re-attending within 3 months - Adults	583	4,252	13.7%	14.0%	15.0%	15.5%
% of FP17s for the same patient ID Re-attending between 3 & 9 months - Children	451	1,185	38.1%	59.8%	59.9%	58.8%
% of FP17s for the same patient ID Re-attending between 3 & 9 months - Adults	1,526	4,252	35.9%	49.1%	52.0%	51.1%
% of FP17s for Band 1 Urgent Courses	493	4,253	11.6%	9.1%	8.0%	9.0%
% of FP17s Relating to Free Repair or Replacements	66	4,253	1.6%	0.7%	0.8%	0.8%
% of FP17s Relating to Continuations	28	4,253	0.7%	1.0%	0.9%	0.9%
% of Patients satisfied with the dentistry they have received	4	4	N/A	93.6%	93.5%	93.3%
% of Patients satisfied with the time they had to wait for an appointment	3	4	N/A	88.4%	89.1%	88.9%

* This is based on patients treated on this contract for their most recent course of treatment. Figures in italics indicate the base number of FP17s or Patient Questionnaire responses are less than 100. N/A is shown where the base number of responses is less than 10 during the period. % is calculated as Quantity/Base number*100

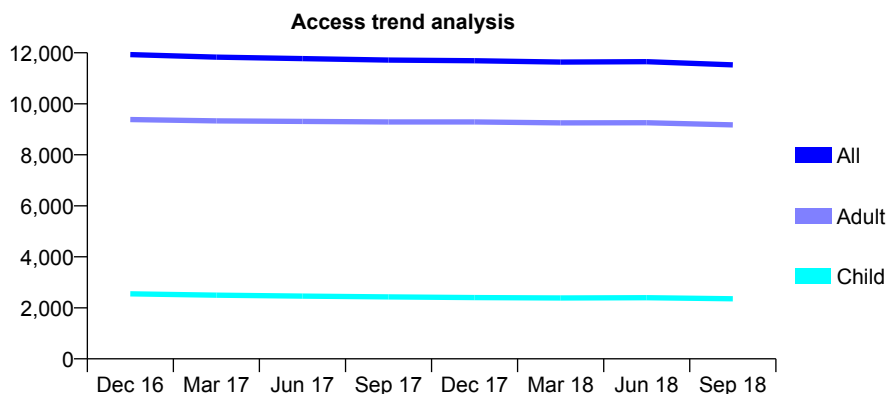
Q56 - Vital Signs At a Glance Contract Report for 827134/0008 - September 2018

Name or company name	MR JG PLUMMER
Contract type name	GDS Contract
Purpose of contract	General and Orthodontic
Contract start date	01/04/2006
Contract end date	

18/19 Contracted general activity (UDA)	25,930
Carry forward general activity (UDA)	0
18/19 Contracted orthodontic activity (UOA)	1,430
Carry forward orthodontic activity (UOA)	0
Baseline contract value	£852,042.08

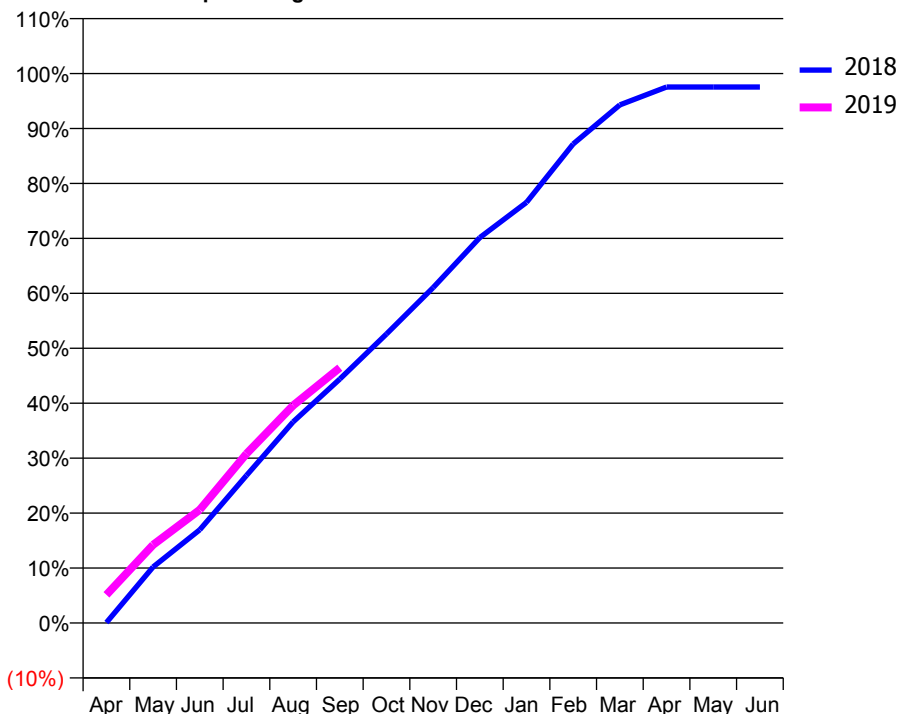
ACCESS*

Patients seen in 24 months	Total	Change since previous quarter
Quarter ending September 2017	11,717	
Quarter ending December 2017	11,689	→
Quarter ending March 2018	11,639	→
Quarter ending June 2018	11,651	→
Quarter ending September 2018	11,528	↓
Variance since September 2017	(1.6%)	↓



ACTIVITY

Cumulative percentage of contracted UDA delivered 2018 & 2019



QUALITY

	Quantity	Base Number	Contract	AT	Region	England
% of FP17s for the same patient ID Re-attending within 3 months - Children	147	1,845	8.0%	10.6%	11.4%	11.6%
% of FP17s for the same patient ID Re-attending within 3 months - Adults	757	6,193	12.2%	14.0%	15.0%	15.5%
% of FP17s for the same patient ID Re-attending between 3 & 9 months - Children	921	1,845	49.9%	59.8%	59.9%	58.8%
% of FP17s for the same patient ID Re-attending between 3 & 9 months - Adults	2,199	6,193	35.5%	49.1%	52.0%	51.1%
% of FP17s for Band 1 Urgent Courses	905	7,213	12.5%	9.1%	8.0%	9.0%
% of FP17s Relating to Free Repair or Replacements	63	7,213	0.9%	0.7%	0.8%	0.8%
% of FP17s Relating to Continuations	34	7,213	0.5%	1.0%	0.9%	0.9%
% of Patients satisfied with the dentistry they have received	7	8	N/A	93.6%	93.5%	93.3%
% of Patients satisfied with the time they had to wait for an appointment	8	8	N/A	88.4%	89.1%	88.9%

* This is based on patients treated on this contract for their most recent course of treatment. Figures in italics indicate the base number of FP17s or Patient Questionnaire responses are less than 100. N/A is shown where the base number of responses is less than 10 during the period. % is calculated as Quantity/Base number*100

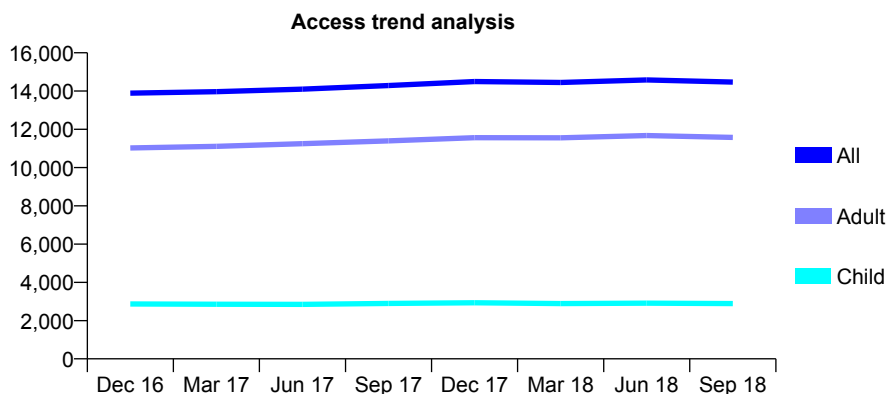
Q56 - Vital Signs At a Glance Contract Report for 827134/0009 - September 2018

Name or company name	MR JG PLUMMER
Contract type name	GDS Contract
Purpose of contract	General and Orthodontic
Contract start date	01/04/2006
Contract end date	

18/19 Contracted general activity (UDA)	32,392
Carry forward general activity (UDA)	0
18/19 Contracted orthodontic activity (UOA)	1,980
Carry forward orthodontic activity (UOA)	0
Baseline contract value	£1,080,480.30

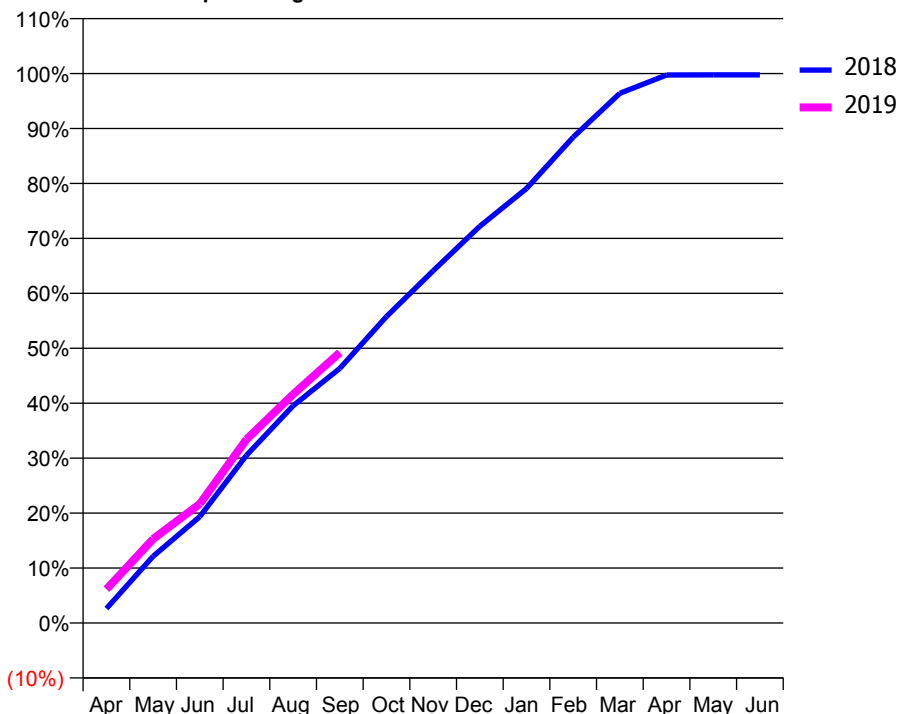
ACCESS*

Patients seen in 24 months	Total	Change since previous quarter
Quarter ending September 2017	14,289	
Quarter ending December 2017	14,496	→
Quarter ending March 2018	14,450	→
Quarter ending June 2018	14,579	→
Quarter ending September 2018	14,468	→
Variance since September 2017	1.3%	→



ACTIVITY

Cumulative percentage of contracted UDA delivered 2018 & 2019



Adjusted Scheduled Activity (UDA)

Month	2018	2019
April	850	1,991
May	3,934	4,954
June	6,271	7,024
July	9,887	10,829
August	12,811	13,487
September	15,009	15,941
October	18,070	
November	20,762	
December	23,389	
January	25,612	
February	28,639	
March	31,227	
April	32,306	
May	32,314	
June	32,314	

QUALITY

	Quantity	Base Number	Contract	AT	Region	England
% of FP17s for the same patient ID Re-attending within 3 months - Children	180	2,408	7.5%	10.6%	11.4%	11.6%
% of FP17s for the same patient ID Re-attending within 3 months - Adults	1,106	8,432	13.1%	14.0%	15.0%	15.5%
% of FP17s for the same patient ID Re-attending between 3 & 9 months - Children	1,325	2,408	55.0%	59.8%	59.9%	58.8%
% of FP17s for the same patient ID Re-attending between 3 & 9 months - Adults	3,134	8,432	37.2%	49.1%	52.0%	51.1%
% of FP17s for Band 1 Urgent Courses	1,195	10,001	11.9%	9.1%	8.0%	9.0%
% of FP17s Relating to Free Repair or Replacements	93	10,001	0.9%	0.7%	0.8%	0.8%
% of FP17s Relating to Continuations	84	10,001	0.8%	1.0%	0.9%	0.9%
% of Patients satisfied with the dentistry they have received	13	13	100.0%	93.6%	93.5%	93.3%
% of Patients satisfied with the time they had to wait for an appointment	12	13	92.3%	88.4%	89.1%	88.9%

* This is based on patients treated on this contract for their most recent course of treatment. Figures in italics indicate the base number of FP17s or Patient Questionnaire responses are less than 100. N/A is shown where the base number of responses is less than 10 during the period. % is calculated as Quantity/Base number*100

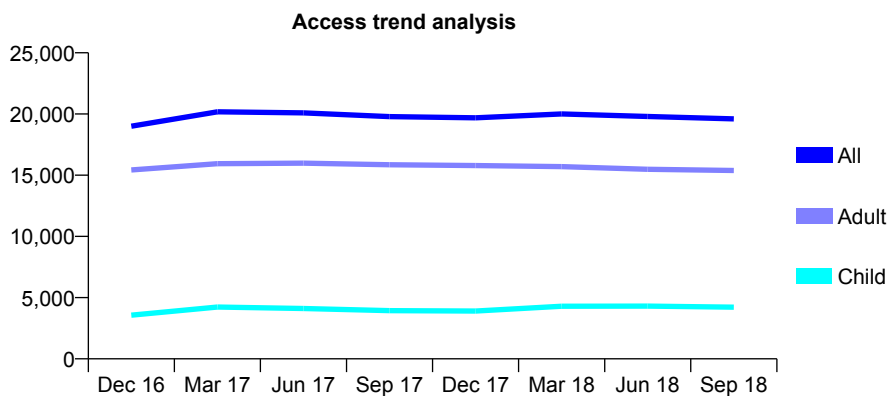
Q56 - Vital Signs At a Glance Contract Report for 827134/0010 - September 2018

Name or company name	MR JG PLUMMER
Contract type name	Pilot Contract
Purpose of contract	General and Orthodontic
Contract start date	01/04/2006
Contract end date	

18/19 Contracted general activity (UDA)	51,443
Carry forward general activity (UDA)	0
18/19 Contracted orthodontic activity (UOA)	2,750
Carry forward orthodontic activity (UOA)	0
Baseline contract value	£1,663,806.62

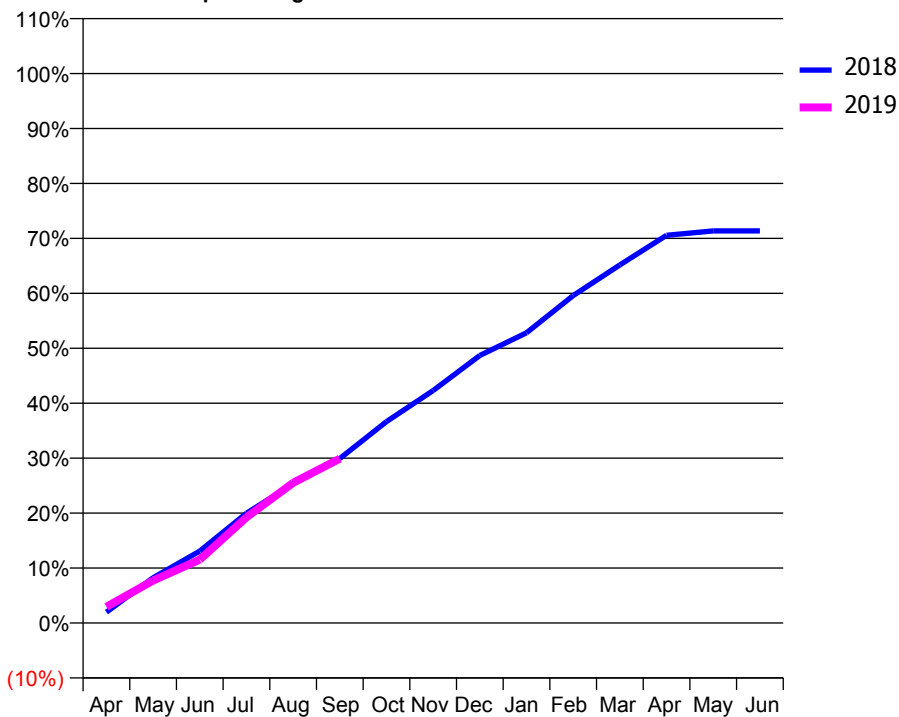
ACCESS*

Patients seen in 24 months	Total	Change since previous quarter
Quarter ending September 2017	19,791	
Quarter ending December 2017	19,690	→
Quarter ending March 2018	20,006	→
Quarter ending June 2018	19,798	↓
Quarter ending September 2018	19,601	→
Variance since September 2017	(1.0%)	→



ACTIVITY

Cumulative percentage of contracted UDA delivered 2018 & 2019



Month	Adjusted Scheduled Activity (UDA)	
	2018	2019
April	1,020	1,513
May	4,234	3,973
June	6,733	5,937
July	10,277	9,892
August	13,024	13,123
September	15,400	15,390
October	18,854	
November	21,762	
December	25,054	
January	27,173	
February	30,660	
March	33,519	
April	36,295	
May	36,711	
June	36,708	

QUALITY

	Quantity	Base Number	Contract	AT	Region	England
% of FP17s for the same patient ID Re-attending within 3 months - Children	213	3,238	6.6%	10.6%	11.4%	11.6%
% of FP17s for the same patient ID Re-attending within 3 months - Adults	637	8,067	7.9%	14.0%	15.0%	15.5%
% of FP17s for the same patient ID Re-attending between 3 & 9 months - Children	1,187	3,238	36.7%	59.8%	59.9%	58.8%
% of FP17s for the same patient ID Re-attending between 3 & 9 months - Adults	2,443	8,067	30.3%	49.1%	52.0%	51.1%
% of FP17s for Band 1 Urgent Courses	566	9,165	6.2%	9.1%	8.0%	9.0%
% of FP17s Relating to Free Repair or Replacements	88	9,165	1.0%	0.7%	0.8%	0.8%
% of FP17s Relating to Continuations	63	9,165	0.7%	1.0%	0.9%	0.9%
% of Patients satisfied with the dentistry they have received	24	24	100.0%	93.6%	93.5%	93.3%
% of Patients satisfied with the time they had to wait for an appointment	20	24	83.3%	88.4%	89.1%	88.9%

* This is based on patients treated on this contract for their most recent course of treatment. Figures in italics indicate the base number of FP17s or Patient Questionnaire responses are less than 100. N/A is shown where the base number of responses is less than 10 during the period. % is calculated as Quantity/Base number*100

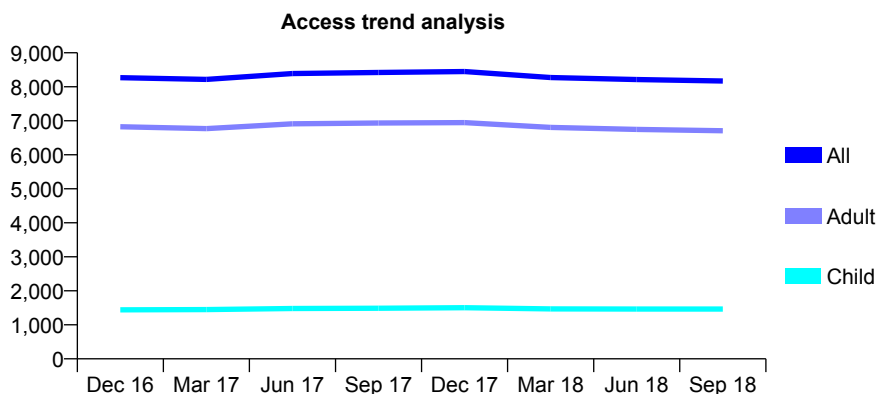
Q56 - Vital Signs At a Glance Contract Report for 827134/0012 - September 2018

Name or company name	MR JG PLUMMER
Contract type name	GDS Contract
Purpose of contract	General and Orthodontic
Contract start date	01/04/2006
Contract end date	

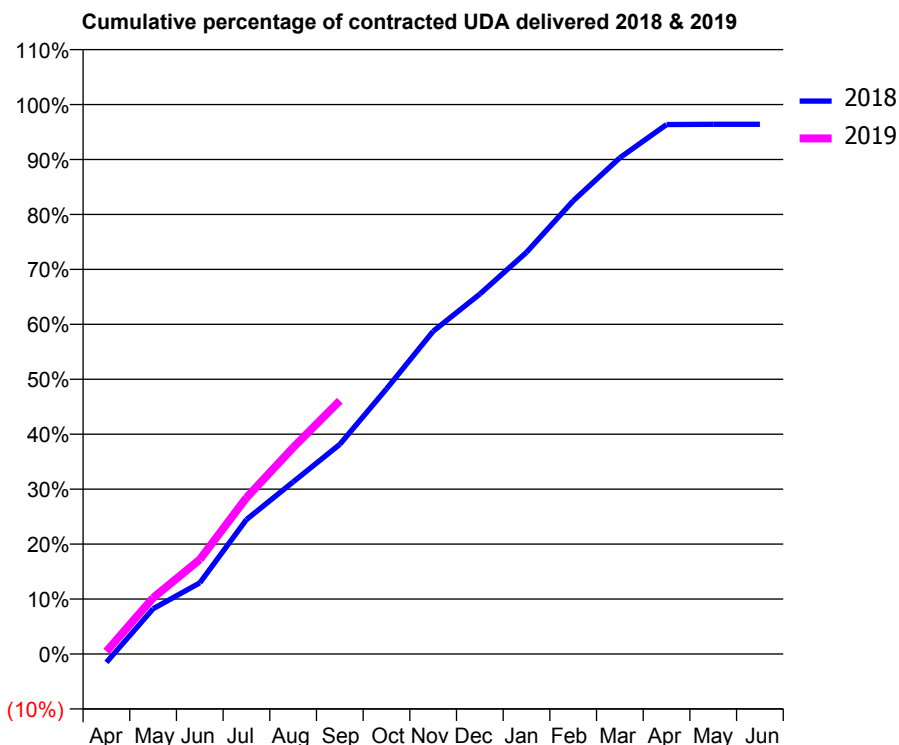
18/19 Contracted general activity (UDA)	22,126
Carry forward general activity (UDA)	0
18/19 Contracted orthodontic activity (UOA)	2,090
Carry forward orthodontic activity (UOA)	0
Baseline contract value	£826,898.01

ACCESS*

Patients seen in 24 months	Total	Change since previous quarter
Quarter ending September 2017	8,421	
Quarter ending December 2017	8,448	→
Quarter ending March 2018	8,274	↓
Quarter ending June 2018	8,212	→
Quarter ending September 2018	8,172	→
Variance since September 2017	(3.0%)	↓



ACTIVITY



Month	Adjusted Scheduled Activity (UDA)	
	2018	2019
April	-340	104
May	1,823	2,264
June	2,864	3,802
July	5,412	6,297
August	6,928	8,316
September	8,443	10,201
October	10,679	
November	12,998	
December	14,497	
January	16,175	
February	18,246	
March	19,981	
April	21,321	
May	21,329	
June	21,329	

QUALITY

	Quantity	Base Number	Contract	AT	Region	England
% of FP17s for the same patient ID Re-attending within 3 months - Children	126	1,178	10.7%	10.6%	11.4%	11.6%
% of FP17s for the same patient ID Re-attending within 3 months - Adults	512	4,170	12.3%	14.0%	15.0%	15.5%
% of FP17s for the same patient ID Re-attending between 3 & 9 months - Children	571	1,178	48.5%	59.8%	59.9%	58.8%
% of FP17s for the same patient ID Re-attending between 3 & 9 months - Adults	1,230	4,170	29.5%	49.1%	52.0%	51.1%
% of FP17s for Band 1 Urgent Courses	376	4,665	8.1%	9.1%	8.0%	9.0%
% of FP17s Relating to Free Repair or Replacements	154	4,665	3.3%	0.7%	0.8%	0.8%
% of FP17s Relating to Continuations	70	4,665	1.5%	1.0%	0.9%	0.9%
% of Patients satisfied with the dentistry they have received	7	7	N/A	93.6%	93.5%	93.3%
% of Patients satisfied with the time they had to wait for an appointment	7	7	N/A	88.4%	89.1%	88.9%

* This is based on patients treated on this contract for their most recent course of treatment. Figures in italics indicate the base number of FP17s or Patient Questionnaire responses are less than 100. N/A is shown where the base number of responses is less than 10 during the period. % is calculated as Quantity/Base number*100

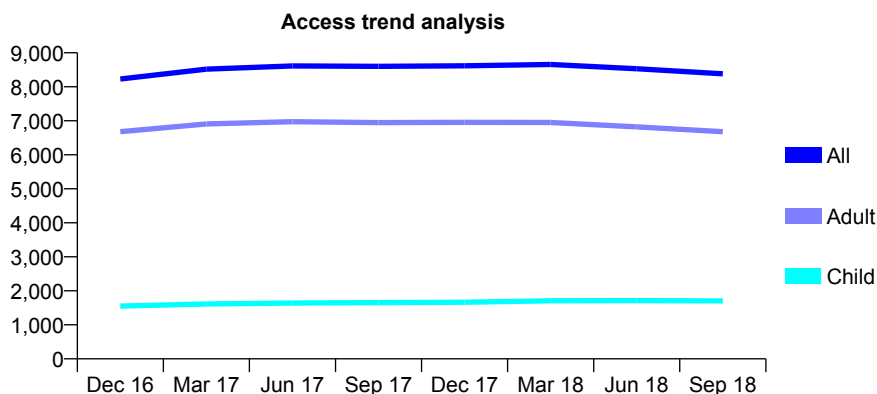
Q56 - Vital Signs At a Glance Contract Report for 827134/0013 - September 2018

Name or company name	MR JG PLUMMER
Contract type name	GDS Contract
Purpose of contract	General and Orthodontic
Contract start date	01/04/2006
Contract end date	

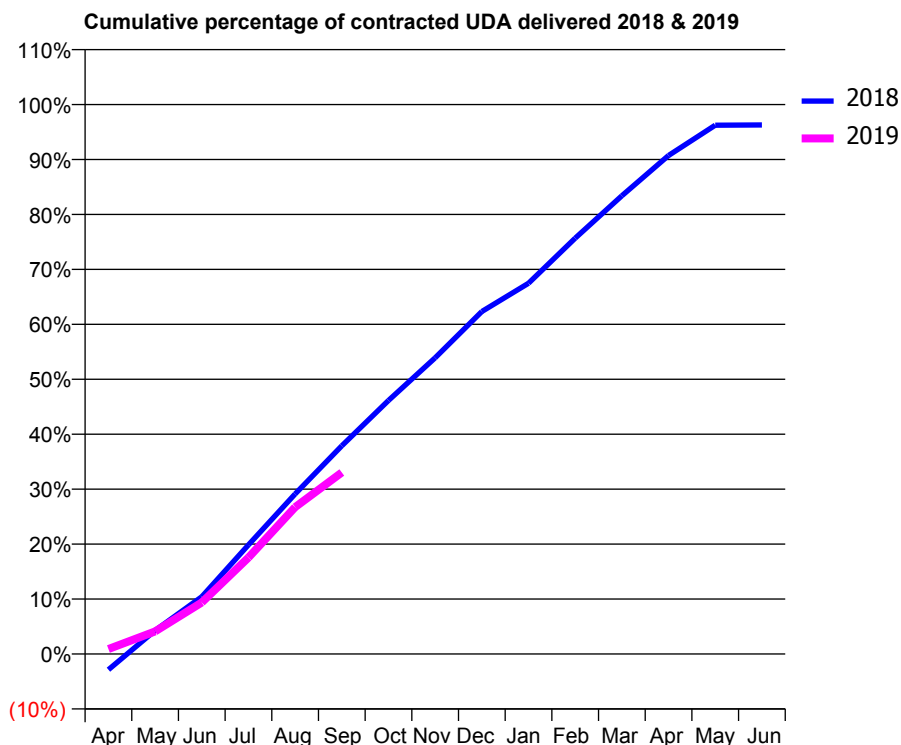
18/19 Contracted general activity (UDA)	24,945
Carry forward general activity (UDA)	0
18/19 Contracted orthodontic activity (UOA)	2,064
Carry forward orthodontic activity (UOA)	0
Baseline contract value	£887,313.70

ACCESS*

Patients seen in 24 months	Total	Change since previous quarter
Quarter ending September 2017	8,600	
Quarter ending December 2017	8,619	→
Quarter ending March 2018	8,658	→
Quarter ending June 2018	8,533	↓
Quarter ending September 2018	8,381	↓
Variance since September 2017	(2.5%)	↓



ACTIVITY



Month	Adjusted Scheduled Activity (UDA)	
	2018	2019
April	-715	227
May	1,066	1,024
June	2,597	2,337
July	4,955	4,381
August	7,268	6,669
September	9,453	8,242
October	11,513	
November	13,445	
December	15,548	
January	16,832	
February	18,878	
March	20,802	
April	22,630	
May	24,003	
June	24,015	

QUALITY

	Quantity	Base Number	Contract	AT	Region	England
% of FP17s for the same patient ID Re-attending within 3 months - Children	124	1,276	9.7%	10.6%	11.4%	11.6%
% of FP17s for the same patient ID Re-attending within 3 months - Adults	635	4,263	14.9%	14.0%	15.0%	15.5%
% of FP17s for the same patient ID Re-attending between 3 & 9 months - Children	566	1,276	44.4%	59.8%	59.9%	58.8%
% of FP17s for the same patient ID Re-attending between 3 & 9 months - Adults	1,793	4,263	42.1%	49.1%	52.0%	51.1%
% of FP17s for Band 1 Urgent Courses	537	4,008	13.4%	9.1%	8.0%	9.0%
% of FP17s Relating to Free Repair or Replacements	76	4,008	1.9%	0.7%	0.8%	0.8%
% of FP17s Relating to Continuations	53	4,008	1.3%	1.0%	0.9%	0.9%
% of Patients satisfied with the dentistry they have received	4	4	N/A	93.6%	93.5%	93.3%
% of Patients satisfied with the time they had to wait for an appointment	4	4	N/A	88.4%	89.1%	88.9%

* This is based on patients treated on this contract for their most recent course of treatment. Figures in italics indicate the base number of FP17s or Patient Questionnaire responses are less than 100. N/A is shown where the base number of responses is less than 10 during the period. % is calculated as Quantity/Base number*100

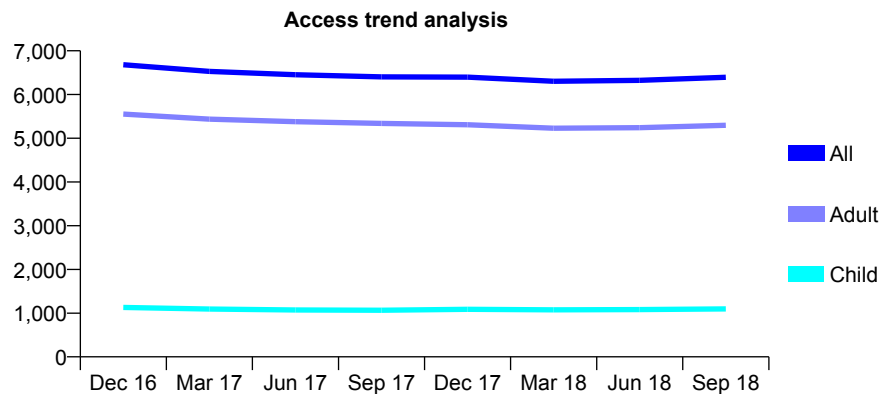
Q56 - Vital Signs At a Glance Contract Report for 827134/0014 - September 2018

Name or company name	MR JG PLUMMER
Contract type name	GDS Contract
Purpose of contract	General and Orthodontic
Contract start date	01/04/2006
Contract end date	

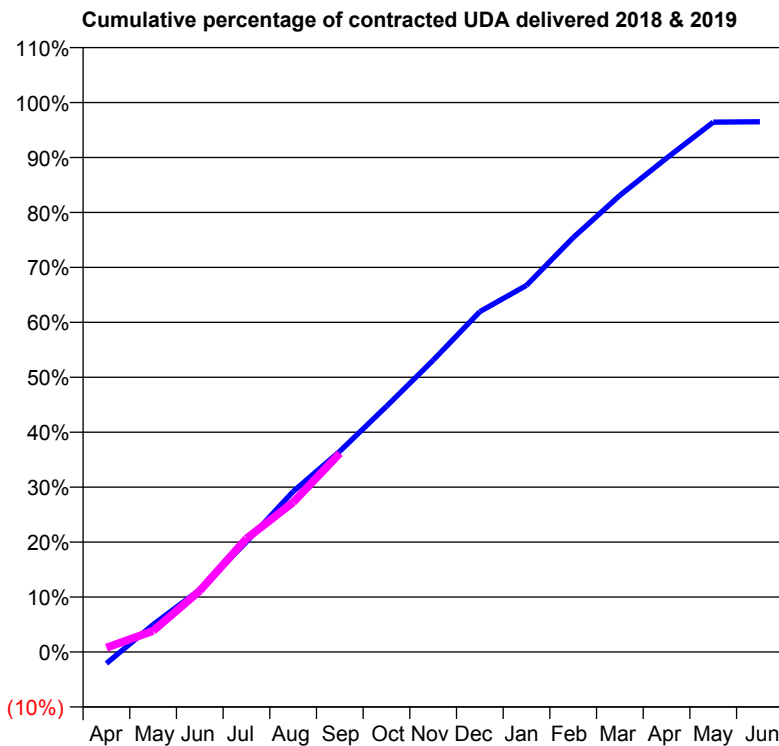
18/19 Contracted general activity (UDA)	15,368
Carry forward general activity (UDA)	0
18/19 Contracted orthodontic activity (UOA)	396
Carry forward orthodontic activity (UOA)	0
Baseline contract value	£517,411.58

ACCESS*

Patients seen in 24 months	Total	Change since previous quarter
Quarter ending September 2017	6,405	
Quarter ending December 2017	6,397	→
Quarter ending March 2018	6,304	↓
Quarter ending June 2018	6,324	→
Quarter ending September 2018	6,394	→
Variance since September 2017	(0.2%)	→



ACTIVITY



Adjusted Scheduled Activity (UDA)		
Month	2018	2019
April	-323	121
May	767	591
June	1,745	1,712
July	3,082	3,173
August	4,490	4,184
September	5,613	5,558
October	6,870	
November	8,161	
December	9,519	
January	10,255	
February	11,591	
March	12,771	
April	13,813	
May	14,818	
June	14,830	

QUALITY

	Quantity	Base Number	Contract	AT	Region	England
% of FP17s for the same patient ID Re-attending within 3 months - Children	50	749	6.7%	10.6%	11.4%	11.6%
% of FP17s for the same patient ID Re-attending within 3 months - Adults	428	3,433	12.5%	14.0%	15.0%	15.5%
% of FP17s for the same patient ID Re-attending between 3 & 9 months - Children	257	749	34.3%	59.8%	59.9%	58.8%
% of FP17s for the same patient ID Re-attending between 3 & 9 months - Adults	1,057	3,433	30.8%	49.1%	52.0%	51.1%
% of FP17s for Band 1 Urgent Courses	551	3,174	17.4%	9.1%	8.0%	9.0%
% of FP17s Relating to Free Repair or Replacements	46	3,174	1.4%	0.7%	0.8%	0.8%
% of FP17s Relating to Continuations	21	3,174	0.7%	1.0%	0.9%	0.9%
% of Patients satisfied with the dentistry they have received	2	3	N/A	93.6%	93.5%	93.3%
% of Patients satisfied with the time they had to wait for an appointment	2	3	N/A	88.4%	89.1%	88.9%

* This is based on patients treated on this contract for their most recent course of treatment. Figures in italics indicate the base number of FP17s or Patient Questionnaire responses are less than 100. N/A is shown where the base number of responses is less than 10 during the period. % is calculated as Quantity/Base number*100

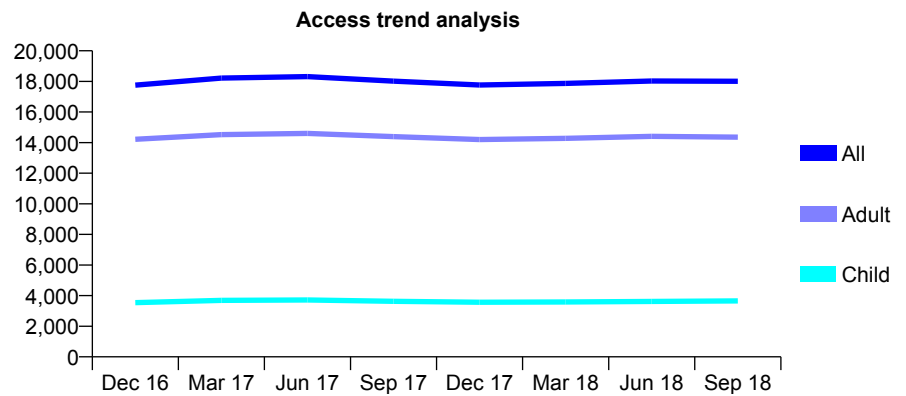
Q56 - Vital Signs At a Glance Contract Report for 827134/0015 - September 2018

Name or company name	MR JG PLUMMER
Contract type name	GDS Contract
Purpose of contract	General and Orthodontic
Contract start date	01/04/2006
Contract end date	

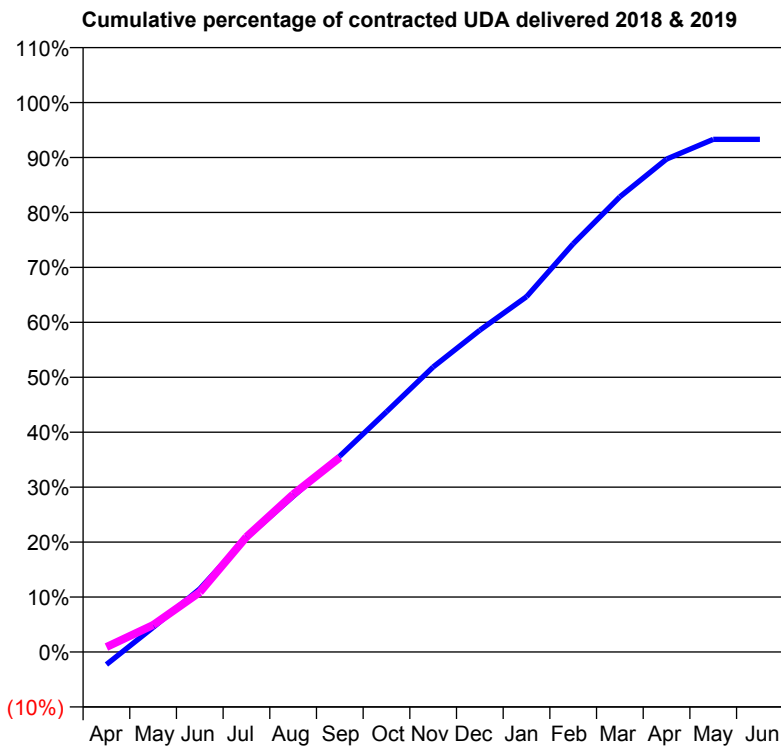
18/19 Contracted general activity (UDA)	51,722
Carry forward general activity (UDA)	0
18/19 Contracted orthodontic activity (UOA)	1,341
Carry forward orthodontic activity (UOA)	0
Baseline contract value	£1,422,670.41

ACCESS*

Patients seen in 24 months	Total	Change since previous quarter
Quarter ending September 2017	18,021	
Quarter ending December 2017	17,768	↓
Quarter ending March 2018	17,869	→
Quarter ending June 2018	18,030	→
Quarter ending September 2018	18,008	→
Variance since September 2017	(0.1%)	→



ACTIVITY



Month	Adjusted Scheduled Activity (UDA)	
	2018	2019
April	-1,191	465
May	2,314	2,542
June	5,944	5,631
July	10,762	10,843
August	14,656	14,845
September	18,448	18,309
October	22,607	
November	26,823	
December	30,298	
January	33,445	
February	38,422	
March	42,849	
April	46,399	
May	48,253	
June	48,253	

QUALITY

	Quantity	Base Number	Contract	AT	Region	England
% of FP17s for the same patient ID Re-attending within 3 months - Children	235	2,816	8.3%	10.6%	11.4%	11.6%
% of FP17s for the same patient ID Re-attending within 3 months - Adults	1,591	9,845	16.2%	14.0%	15.0%	15.5%
% of FP17s for the same patient ID Re-attending between 3 & 9 months - Children	1,505	2,816	53.4%	59.8%	59.9%	58.8%
% of FP17s for the same patient ID Re-attending between 3 & 9 months - Adults	3,849	9,845	39.1%	49.1%	52.0%	51.1%
% of FP17s for Band 1 Urgent Courses	1,446	10,068	14.4%	9.1%	8.0%	9.0%
% of FP17s Relating to Free Repair or Replacements	116	10,068	1.2%	0.7%	0.8%	0.8%
% of FP17s Relating to Continuations	87	10,068	0.9%	1.0%	0.9%	0.9%
% of Patients satisfied with the dentistry they have received	11	13	84.6%	93.6%	93.5%	93.3%
% of Patients satisfied with the time they had to wait for an appointment	10	13	76.9%	88.4%	89.1%	88.9%

* This is based on patients treated on this contract for their most recent course of treatment. Figures in italics indicate the base number of FP17s or Patient Questionnaire responses are less than 100. N/A is shown where the base number of responses is less than 10 during the period. % is calculated as Quantity/Base number*100

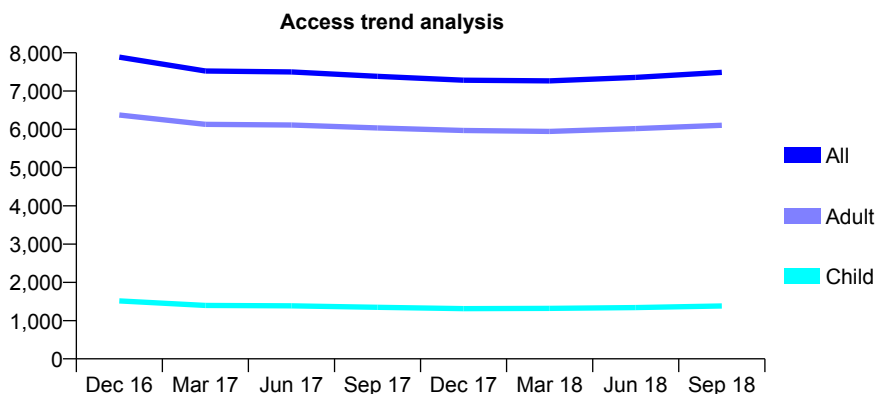
Q56 - Vital Signs At a Glance Contract Report for 827134/0016 - September 2018

Name or company name	MR JG PLUMMER
Contract type name	GDS Contract
Purpose of contract	General and Orthodontic
Contract start date	01/04/2006
Contract end date	

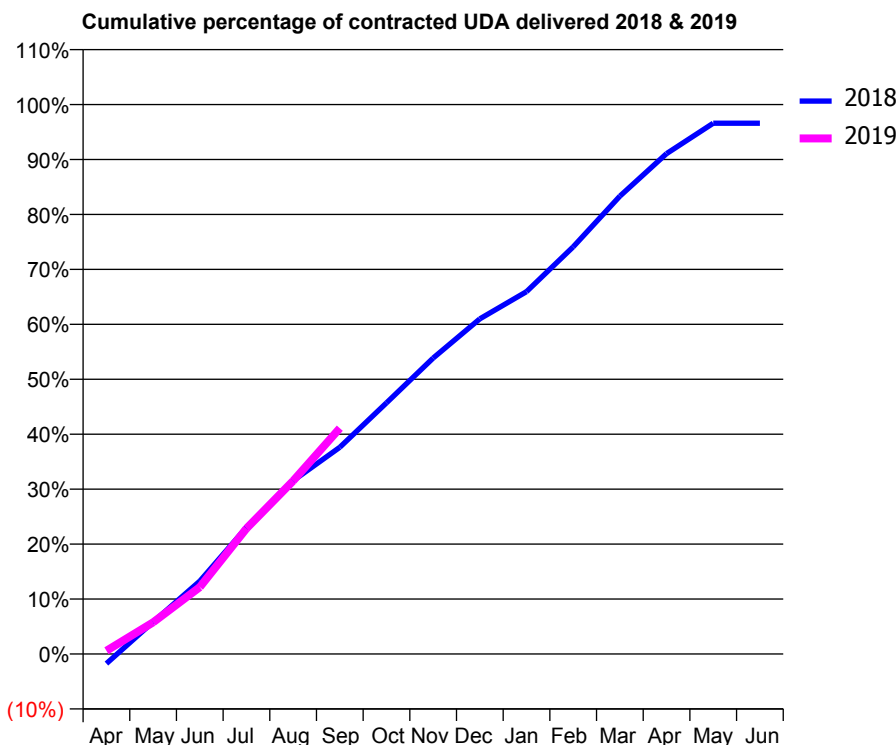
18/19 Contracted general activity (UDA)	20,424
Carry forward general activity (UDA)	0
18/19 Contracted orthodontic activity (UOA)	500
Carry forward orthodontic activity (UOA)	0
Baseline contract value	£631,861.68

ACCESS*

Patients seen in 24 months	Total	Change since previous quarter
Quarter ending September 2017	7,385	
Quarter ending December 2017	7,284	↓
Quarter ending March 2018	7,265	→
Quarter ending June 2018	7,357	→
Quarter ending September 2018	7,489	→
Variance since September 2017	1.4%	→



ACTIVITY



Adjusted Scheduled Activity (UDA)		
Month	2018	2019
April	-360	121
May	1,191	1,177
June	2,709	2,487
July	4,706	4,667
August	6,441	6,437
September	7,684	8,394
October	9,334	
November	11,002	
December	12,456	
January	13,469	
February	15,135	
March	17,015	
April	18,597	
May	19,726	
June	19,726	

QUALITY

	Quantity	Base Number	Contract	AT	Region	England
% of FP17s for the same patient ID Re-attending within 3 months - Children	73	1,100	6.6%	10.6%	11.4%	11.6%
% of FP17s for the same patient ID Re-attending within 3 months - Adults	575	4,228	13.6%	14.0%	15.0%	15.5%
% of FP17s for the same patient ID Re-attending between 3 & 9 months - Children	448	1,100	40.7%	59.8%	59.9%	58.8%
% of FP17s for the same patient ID Re-attending between 3 & 9 months - Adults	1,556	4,228	36.8%	49.1%	52.0%	51.1%
% of FP17s for Band 1 Urgent Courses	525	4,200	12.5%	9.1%	8.0%	9.0%
% of FP17s Relating to Free Repair or Replacements	63	4,200	1.5%	0.7%	0.8%	0.8%
% of FP17s Relating to Continuations	35	4,200	0.8%	1.0%	0.9%	0.9%
% of Patients satisfied with the dentistry they have received	4	4	N/A	93.6%	93.5%	93.3%
% of Patients satisfied with the time they had to wait for an appointment	4	4	N/A	88.4%	89.1%	88.9%

* This is based on patients treated on this contract for their most recent course of treatment. Figures in italics indicate the base number of FP17s or Patient Questionnaire responses are less than 100. N/A is shown where the base number of responses is less than 10 during the period. % is calculated as Quantity/Base number*100

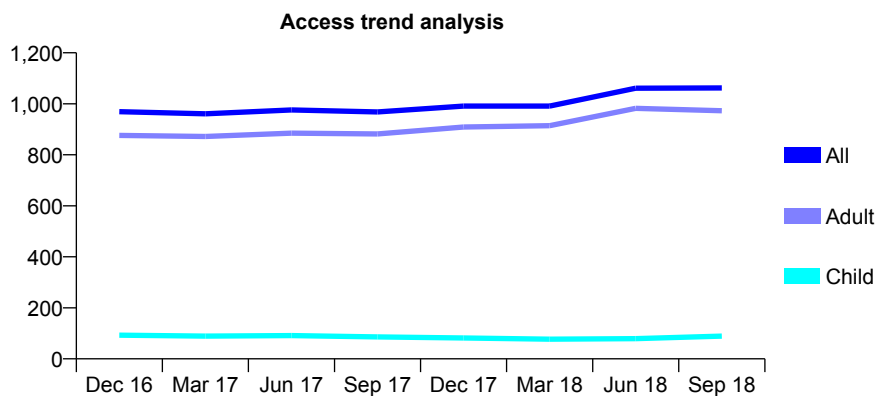
Q56 - Vital Signs At a Glance Contract Report for 827134/0017 - September 2018

Name or company name	MR JG PLUMMER
Contract type name	PDS Contract
Purpose of contract	General
Contract start date	01/02/2008
Contract end date	31/03/2019

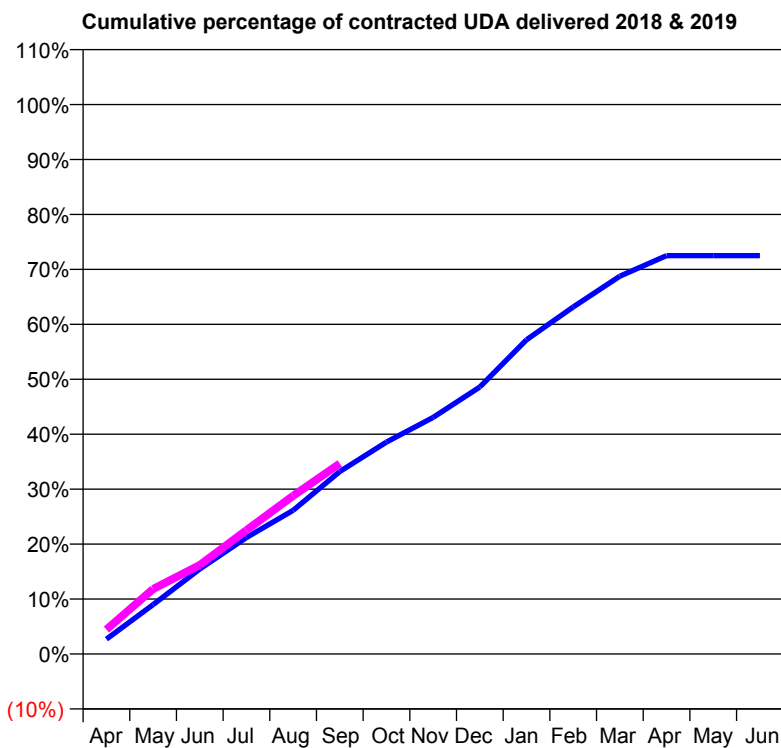
18/19 Contracted general activity (UDA)	2,800
Carry forward general activity (UDA)	0
18/19 Contracted orthodontic activity (UOA)	0
Carry forward orthodontic activity (UOA)	0
Baseline contract value	£154,537.17

ACCESS*

Patients seen in 24 months	Total	Change since previous quarter
Quarter ending September 2017	968	
Quarter ending December 2017	991	↑
Quarter ending March 2018	991	→
Quarter ending June 2018	1,061	↑
Quarter ending September 2018	1,062	→
Variance since September 2017	9.7%	↑



ACTIVITY



Adjusted Scheduled Activity (UDA)		
Month	2018	2019
April	76	125
May	252	331
June	433	454
July	593	631
August	732	806
September	930	971
October	1,080	
November	1,206	
December	1,361	
January	1,601	
February	1,768	
March	1,925	
April	2,030	
May	2,030	
June	2,030	

QUALITY

	Quantity	Base Number	Contract	AT	Region	England
% of FP17s for the same patient ID Re-attending within 3 months - Children	4	108	3.7%	10.6%	11.4%	11.6%
% of FP17s for the same patient ID Re-attending within 3 months - Adults	16	797	2.0%	14.0%	15.0%	15.5%
% of FP17s for the same patient ID Re-attending between 3 & 9 months - Children	1	108	0.9%	59.8%	59.9%	58.8%
% of FP17s for the same patient ID Re-attending between 3 & 9 months - Adults	7	797	0.9%	49.1%	52.0%	51.1%
% of FP17s for Band 1 Urgent Courses	809	816	99.1%	9.1%	8.0%	9.0%
% of FP17s Relating to Free Repair or Replacements	0	816	0.0%	0.7%	0.8%	0.8%
% of FP17s Relating to Continuations	0	816	0.0%	1.0%	0.9%	0.9%
% of Patients satisfied with the dentistry they have received	0	0	N/A	93.6%	93.5%	93.3%
% of Patients satisfied with the time they had to wait for an appointment	0	0	N/A	88.4%	89.1%	88.9%

* This is based on patients treated on this contract for their most recent course of treatment. Figures in italics indicate the base number of FP17s or Patient Questionnaire responses are less than 100. N/A is shown where the base number of responses is less than 10 during the period. % is calculated as Quantity/Base number*100

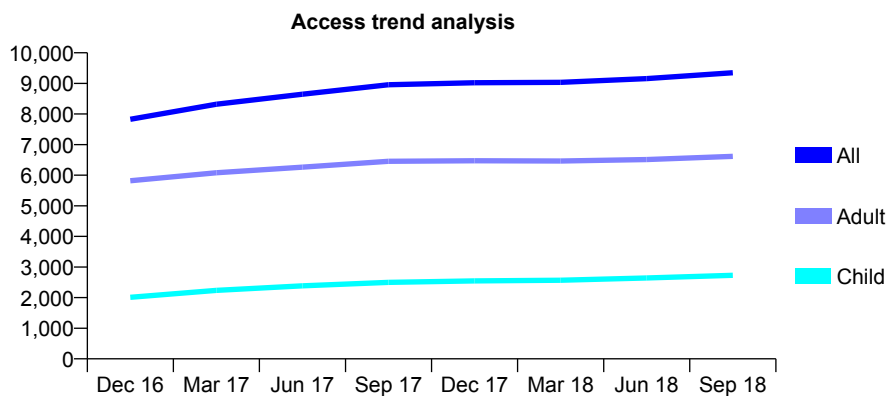
Q56 - Vital Signs At a Glance Contract Report for 836036/0001 - September 2018

Name or company name	MR BS SANGHERA
Contract type name	GDS Contract
Purpose of contract	General
Contract start date	01/04/2006
Contract end date	

18/19 Contracted general activity (UDA)	31,345
Carry forward general activity (UDA)	0
18/19 Contracted orthodontic activity (UOA)	0
Carry forward orthodontic activity (UOA)	0
Baseline contract value	£776,456.61

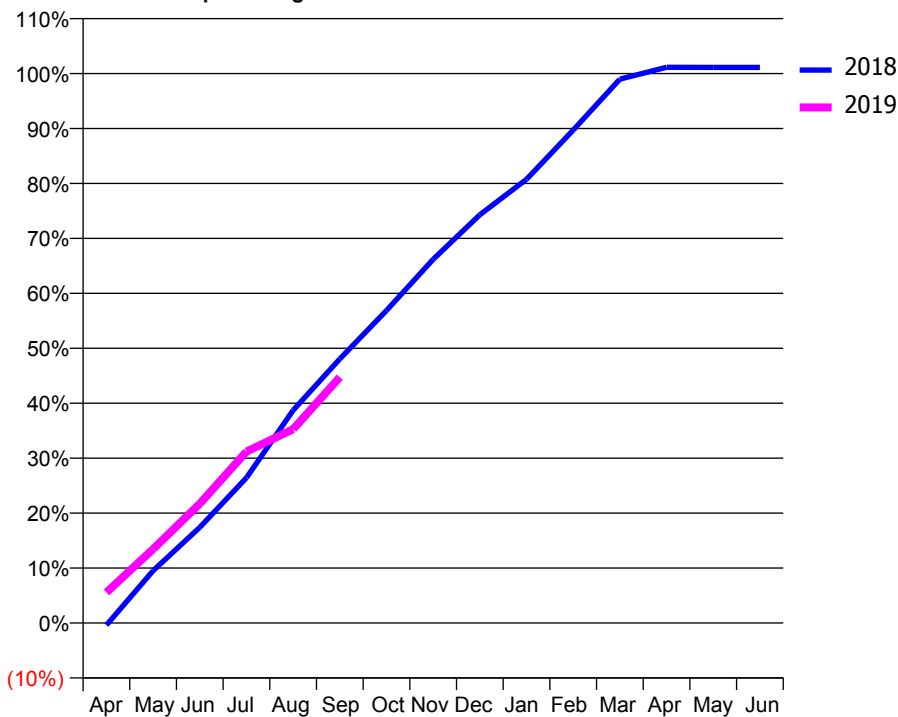
ACCESS*

Patients seen in 24 months	Total	Change since previous quarter
Quarter ending September 2017	8,957	
Quarter ending December 2017	9,020	→
Quarter ending March 2018	9,033	→
Quarter ending June 2018	9,158	→
Quarter ending September 2018	9,347	↑
Variance since September 2017	4.4%	↑



ACTIVITY

Cumulative percentage of contracted UDA delivered 2018 & 2019



Month	Adjusted Scheduled Activity (UDA)	
	2018	2019
April	-123	1,747
May	2,989	4,219
June	5,455	6,804
July	8,291	9,781
August	12,135	11,054
September	15,063	14,025
October	17,828	
November	20,745	
December	23,284	
January	25,309	
February	28,120	
March	31,026	
April	31,697	
May	31,693	
June	31,693	

QUALITY

	Quantity	Base Number	Contract	AT	Region	England
% of FP17s for the same patient ID Re-attending within 3 months - Children	149	2,193	6.8%	10.6%	11.4%	11.6%
% of FP17s for the same patient ID Re-attending within 3 months - Adults	622	4,593	13.5%	14.0%	15.0%	15.5%
% of FP17s for the same patient ID Re-attending between 3 & 9 months - Children	1,466	2,193	66.8%	59.8%	59.9%	58.8%
% of FP17s for the same patient ID Re-attending between 3 & 9 months - Adults	2,602	4,593	56.7%	49.1%	52.0%	51.1%
% of FP17s for Band 1 Urgent Courses	452	6,459	7.0%	9.1%	8.0%	9.0%
% of FP17s Relating to Free Repair or Replacements	18	6,459	0.3%	0.7%	0.8%	0.8%
% of FP17s Relating to Continuations	67	6,459	1.0%	1.0%	0.9%	0.9%
% of Patients satisfied with the dentistry they have received	9	9	N/A	93.6%	93.5%	93.3%
% of Patients satisfied with the time they had to wait for an appointment	9	9	N/A	88.4%	89.1%	88.9%

* This is based on patients treated on this contract for their most recent course of treatment. Figures in italics indicate the base number of FP17s or Patient Questionnaire responses are less than 100. N/A is shown where the base number of responses is less than 10 during the period. % is calculated as Quantity/Base number*100

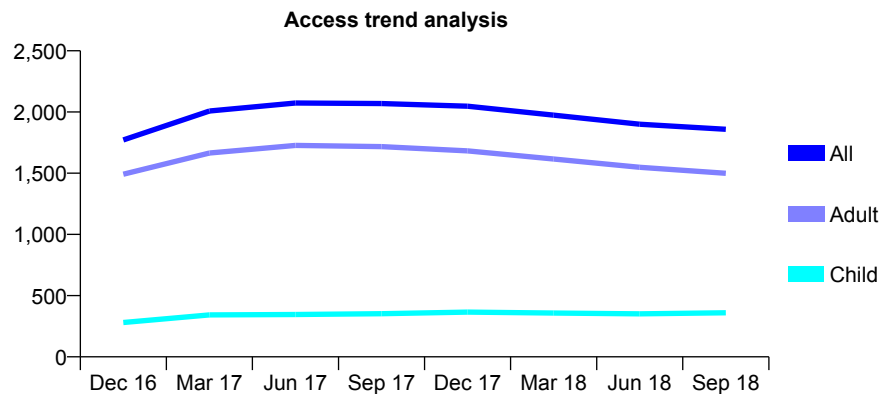
Q56 - Vital Signs At a Glance Contract Report for 836036/0003 - September 2018

Name or company name	MR BS SANGHERA
Contract type name	GDS Contract
Purpose of contract	General
Contract start date	01/07/2015
Contract end date	

18/19 Contracted general activity (UDA)	4,123
Carry forward general activity (UDA)	0
18/19 Contracted orthodontic activity (UOA)	0
Carry forward orthodontic activity (UOA)	0
Baseline contract value	£149,098.33

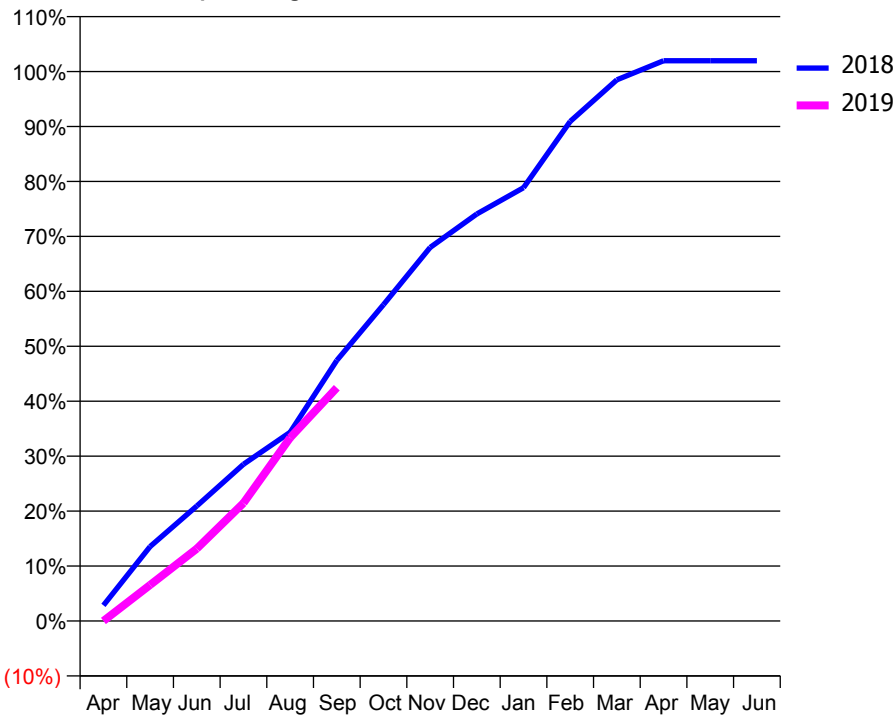
ACCESS*

Patients seen in 24 months	Total	Change since previous quarter
Quarter ending September 2017	2,069	
Quarter ending December 2017	2,047	↓
Quarter ending March 2018	1,974	↓
Quarter ending June 2018	1,900	↓
Quarter ending September 2018	1,859	↓
Variance since September 2017	(10.1%)	↓



ACTIVITY

Cumulative percentage of contracted UDA delivered 2018 & 2019



Month	Adjusted Scheduled Activity (UDA)	
	2018	2019
April	118	0
May	559	270
June	863	543
July	1,176	885
August	1,416	1,376
September	1,955	1,750
October	2,374	
November	2,803	
December	3,054	
January	3,251	
February	3,749	
March	4,061	
April	4,204	
May	4,204	
June	4,204	

QUALITY

	Quantity	Base Number	Contract	AT	Region	England
% of FP17s for the same patient ID Re-attending within 3 months - Children	8	200	4.0%	10.6%	11.4%	11.6%
% of FP17s for the same patient ID Re-attending within 3 months - Adults	94	775	12.1%	14.0%	15.0%	15.5%
% of FP17s for the same patient ID Re-attending between 3 & 9 months - Children	101	200	50.5%	59.8%	59.9%	58.8%
% of FP17s for the same patient ID Re-attending between 3 & 9 months - Adults	423	775	54.6%	49.1%	52.0%	51.1%
% of FP17s for Band 1 Urgent Courses	25	898	2.8%	9.1%	8.0%	9.0%
% of FP17s Relating to Free Repair or Replacements	7	898	0.8%	0.7%	0.8%	0.8%
% of FP17s Relating to Continuations	33	898	3.7%	1.0%	0.9%	0.9%
% of Patients satisfied with the dentistry they have received	1	1	N/A	93.6%	93.5%	93.3%
% of Patients satisfied with the time they had to wait for an appointment	1	1	N/A	88.4%	89.1%	88.9%

* This is based on patients treated on this contract for their most recent course of treatment. Figures in italics indicate the base number of FP17s or Patient Questionnaire responses are less than 100. N/A is shown where the base number of responses is less than 10 during the period. % is calculated as Quantity/Base number*100

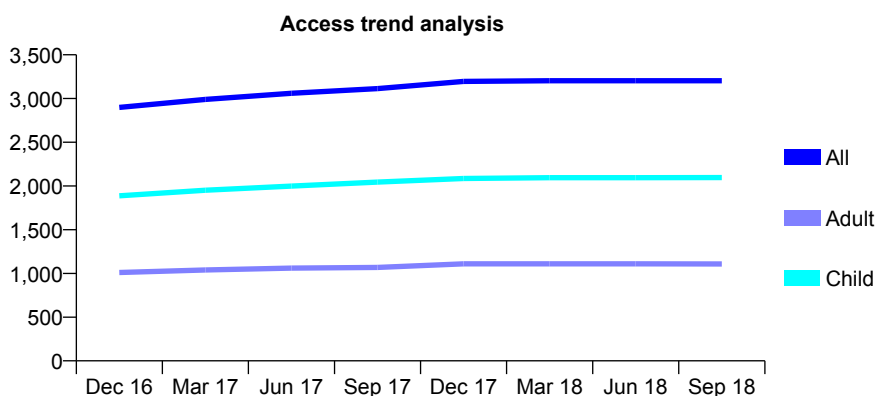
Q56 - Vital Signs At a Glance Contract Report for 839841/0003 - September 2018

Name or company name	MISS GM O'CALLAGHAN
Contract type name	GDS Contract
Purpose of contract	General
Contract start date	01/04/2006
Contract end date	

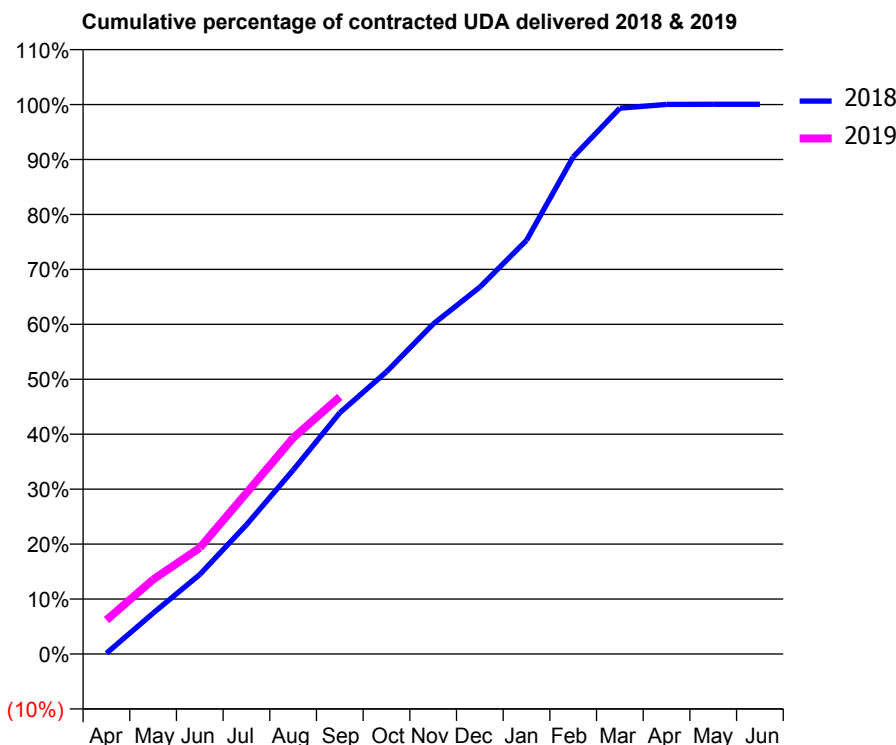
18/19 Contracted general activity (UDA)	9,313
Carry forward general activity (UDA)	0
18/19 Contracted orthodontic activity (UOA)	0
Carry forward orthodontic activity (UOA)	0
Baseline contract value	£230,290.37

ACCESS*

Patients seen in 24 months	Total	Change since previous quarter
Quarter ending September 2017	3,113	
Quarter ending December 2017	3,195	↑
Quarter ending March 2018	3,204	→
Quarter ending June 2018	3,203	→
Quarter ending September 2018	3,204	→
Variance since September 2017	2.9%	↑



ACTIVITY



Month	Adjusted Scheduled Activity (UDA)	
	2018	2019
April	12	574
May	692	1,262
June	1,348	1,799
July	2,192	2,728
August	3,118	3,663
September	4,090	4,357
October	4,783	
November	5,592	
December	6,219	
January	7,012	
February	8,424	
March	9,250	
April	9,314	
May	9,318	
June	9,318	

QUALITY

	Quantity	Base Number	Contract	AT	Region	England
% of FP17s for the same patient ID Re-attending within 3 months - Children	147	1,728	8.5%	10.6%	11.4%	11.6%
% of FP17s for the same patient ID Re-attending within 3 months - Adults	166	661	25.1%	14.0%	15.0%	15.5%
% of FP17s for the same patient ID Re-attending between 3 & 9 months - Children	1,213	1,728	70.2%	59.8%	59.9%	58.8%
% of FP17s for the same patient ID Re-attending between 3 & 9 months - Adults	343	661	51.9%	49.1%	52.0%	51.1%
% of FP17s for Band 1 Urgent Courses	152	2,360	6.4%	9.1%	8.0%	9.0%
% of FP17s Relating to Free Repair or Replacements	1	2,360	0.0%	0.7%	0.8%	0.8%
% of FP17s Relating to Continuations	1	2,360	0.0%	1.0%	0.9%	0.9%
% of Patients satisfied with the dentistry they have received	2	2	N/A	93.6%	93.5%	93.3%
% of Patients satisfied with the time they had to wait for an appointment	2	2	N/A	88.4%	89.1%	88.9%

* This is based on patients treated on this contract for their most recent course of treatment. Figures in italics indicate the base number of FP17s or Patient Questionnaire responses are less than 100. N/A is shown where the base number of responses is less than 10 during the period. % is calculated as Quantity/Base number*100

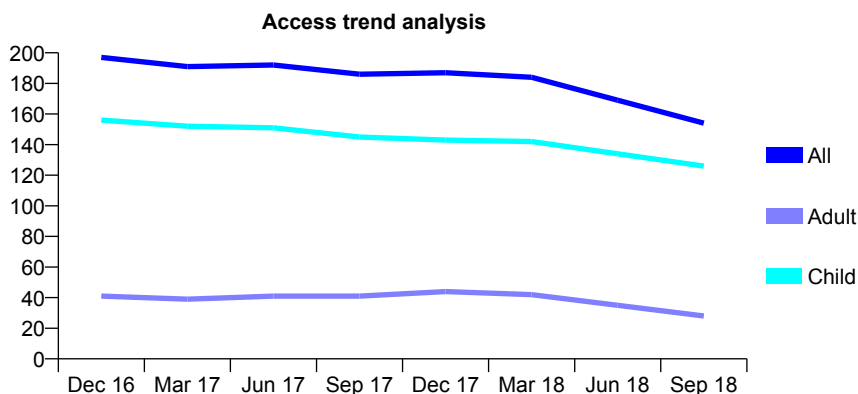
Q56 - Vital Signs At a Glance Contract Report for 840718/0001 - September 2018

Name or company name	MR LS KHANGURA
Contract type name	GDS Contract
Purpose of contract	General
Contract start date	01/04/2006
Contract end date	

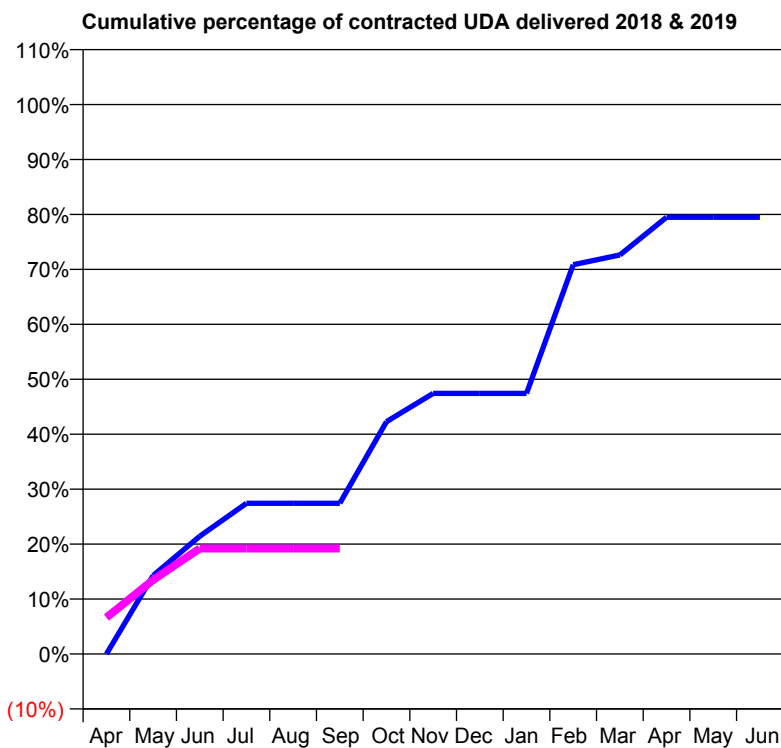
18/19 Contracted general activity (UDA)	350
Carry forward general activity (UDA)	0
18/19 Contracted orthodontic activity (UOA)	0
Carry forward orthodontic activity (UOA)	0
Baseline contract value	£9,243.92

ACCESS*

Patients seen in 24 months	Total	Change since previous quarter
Quarter ending September 2017	186	
Quarter ending December 2017	187	→
Quarter ending March 2018	184	↓
Quarter ending June 2018	169	↓
Quarter ending September 2018	154	↓
Variance since September 2017	(17.2%)	↓



ACTIVITY



Month	Adjusted Scheduled Activity (UDA)	
	2018	2019
April	0	23
May	50	47
June	75	67
July	96	67
August	96	67
September	96	67
October	148	
November	166	
December	166	
January	166	
February	248	
March	254	
April	278	
May	278	
June	278	

QUALITY

	Quantity	Base Number	Contract	AT	Region	England
% of FP17s for the same patient ID Re-attending within 3 months - Children	2	62	3.2%	10.6%	11.4%	11.6%
% of FP17s for the same patient ID Re-attending within 3 months - Adults	1	5	20.0%	14.0%	15.0%	15.5%
% of FP17s for the same patient ID Re-attending between 3 & 9 months - Children	40	62	64.5%	59.8%	59.9%	58.8%
% of FP17s for the same patient ID Re-attending between 3 & 9 months - Adults	3	5	60.0%	49.1%	52.0%	51.1%
% of FP17s for Band 1 Urgent Courses	1	51	2.0%	9.1%	8.0%	9.0%
% of FP17s Relating to Free Repair or Replacements	0	51	0.0%	0.7%	0.8%	0.8%
% of FP17s Relating to Continuations	0	51	0.0%	1.0%	0.9%	0.9%
% of Patients satisfied with the dentistry they have received	0	0	N/A	93.6%	93.5%	93.3%
% of Patients satisfied with the time they had to wait for an appointment	0	0	N/A	88.4%	89.1%	88.9%

* This is based on patients treated on this contract for their most recent course of treatment. Figures in italics indicate the base number of FP17s or Patient Questionnaire responses are less than 100. N/A is shown where the base number of responses is less than 10 during the period. % is calculated as Quantity/Base number*100

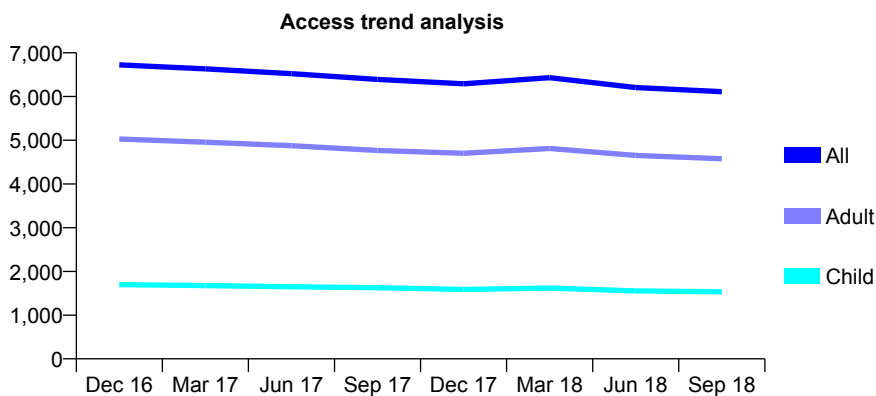
Q56 - Vital Signs At a Glance Contract Report for 842281/0002 - September 2018

Name or company name	MR PS ROLFE
Contract type name	GDS Contract
Purpose of contract	General
Contract start date	16/12/2007
Contract end date	

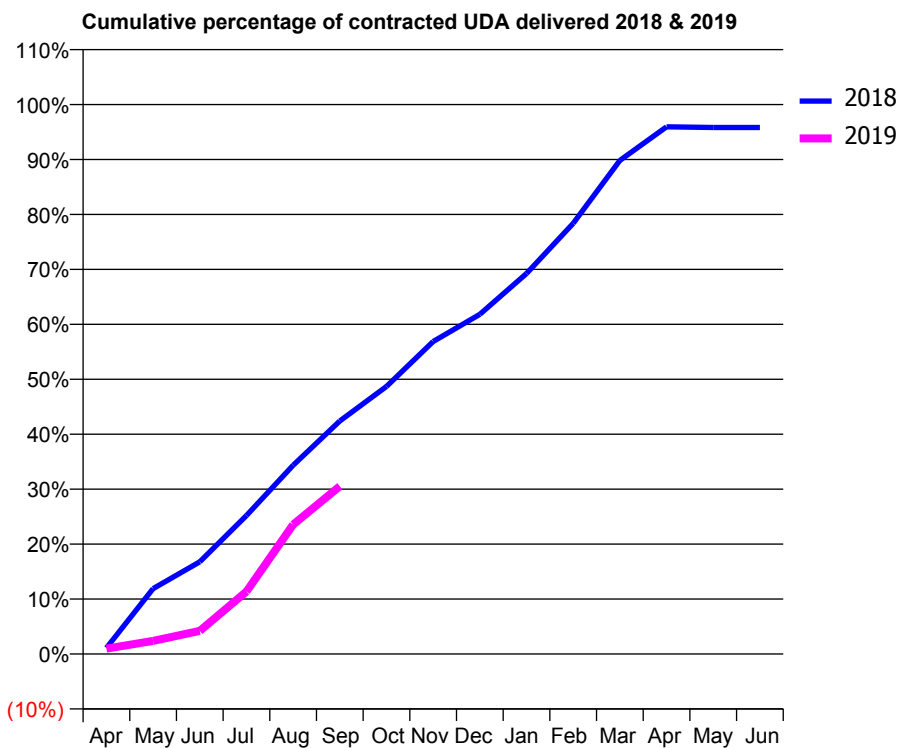
18/19 Contracted general activity (UDA)	19,749
Carry forward general activity (UDA)	0
18/19 Contracted orthodontic activity (UOA)	0
Carry forward orthodontic activity (UOA)	0
Baseline contract value	£531,441.06

ACCESS*

Patients seen in 24 months	Total	Change since previous quarter
Quarter ending September 2017	6,391	
Quarter ending December 2017	6,290	↓
Quarter ending March 2018	6,431	↑
Quarter ending June 2018	6,205	↓
Quarter ending September 2018	6,110	↓
Variance since September 2017	(4.4%)	↓



ACTIVITY



Month	2018	2019
April	218	195
May	2,351	472
June	3,316	833
July	4,979	2,247
August	6,783	4,651
September	8,373	6,031
October	9,617	
November	11,233	
December	12,207	
January	13,674	
February	15,476	
March	17,740	
April	18,946	
May	18,921	
June	18,921	

QUALITY

	Quantity	Base Number	Contract	AT	Region	England
% of FP17s for the same patient ID Re-attending within 3 months - Children	117	1,078	10.9%	10.6%	11.4%	11.6%
% of FP17s for the same patient ID Re-attending within 3 months - Adults	447	2,661	16.8%	14.0%	15.0%	15.5%
% of FP17s for the same patient ID Re-attending between 3 & 9 months - Children	705	1,078	65.4%	59.8%	59.9%	58.8%
% of FP17s for the same patient ID Re-attending between 3 & 9 months - Adults	1,269	2,661	47.7%	49.1%	52.0%	51.1%
% of FP17s for Band 1 Urgent Courses	410	3,283	12.5%	9.1%	8.0%	9.0%
% of FP17s Relating to Free Repair or Replacements	15	3,283	0.5%	0.7%	0.8%	0.8%
% of FP17s Relating to Continuations	20	3,283	0.6%	1.0%	0.9%	0.9%
% of Patients satisfied with the dentistry they have received	2	3	N/A	93.6%	93.5%	93.3%
% of Patients satisfied with the time they had to wait for an appointment	3	3	N/A	88.4%	89.1%	88.9%

* This is based on patients treated on this contract for their most recent course of treatment. Figures in italics indicate the base number of FP17s or Patient Questionnaire responses are less than 100. N/A is shown where the base number of responses is less than 10 during the period. % is calculated as Quantity/Base number*100

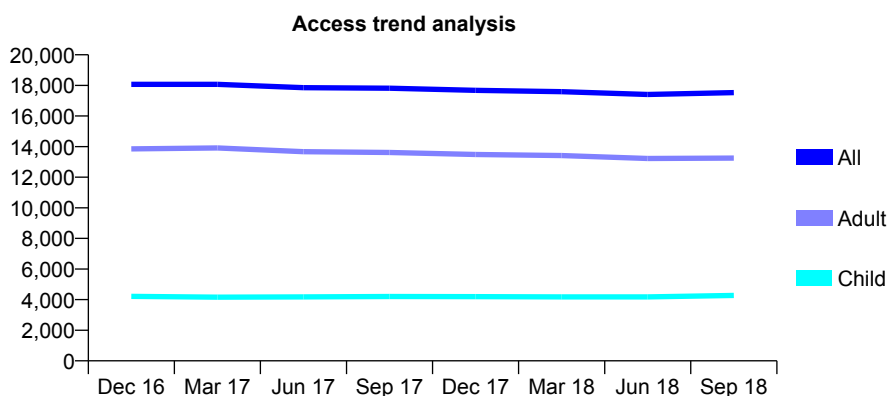
Q56 - Vital Signs At a Glance Contract Report for 843059/0001 - September 2018

Name or company name	Mr S Camderman and M Birgani
Contract type name	GDS Contract
Purpose of contract	General
Contract start date	01/04/2006
Contract end date	

18/19 Contracted general activity (UDA)	46,679
Carry forward general activity (UDA)	0
18/19 Contracted orthodontic activity (UOA)	0
Carry forward orthodontic activity (UOA)	0
Baseline contract value	£1,282,228.95

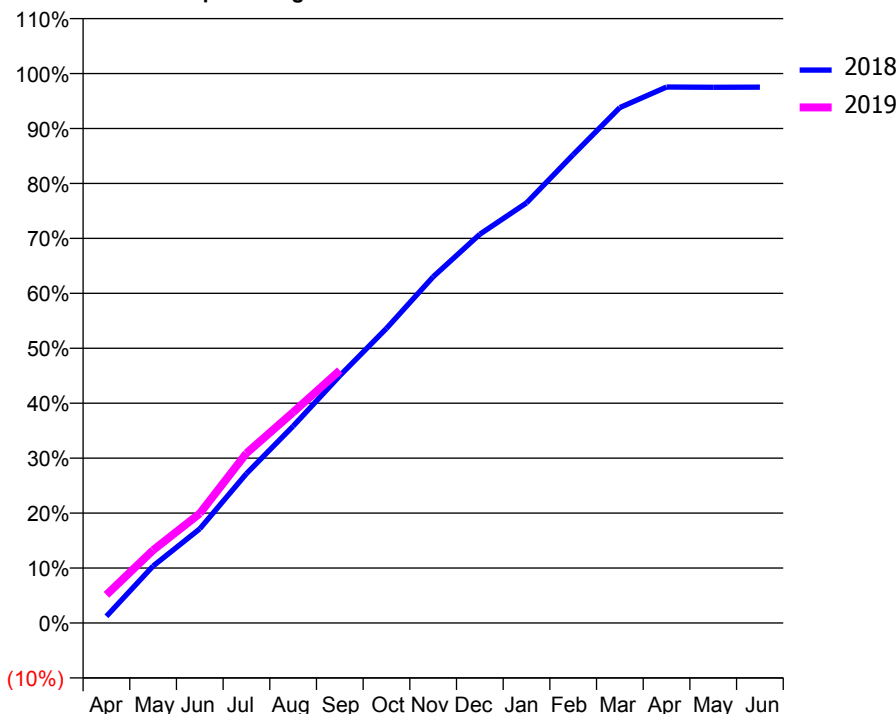
ACCESS*

Patients seen in 24 months	Total	Change since previous quarter
Quarter ending September 2017	17,821	
Quarter ending December 2017	17,678	→
Quarter ending March 2018	17,594	→
Quarter ending June 2018	17,407	↓
Quarter ending September 2018	17,528	→
Variance since September 2017	(1.6%)	↓



ACTIVITY

Cumulative percentage of contracted UDA delivered 2018 & 2019



Adjusted Scheduled Activity (UDA)

Month	2018	2019
April	574	2,391
May	4,841	6,194
June	8,002	9,304
July	12,687	14,425
August	16,730	17,900
September	21,011	21,464
October	25,023	
November	29,413	
December	33,028	
January	35,688	
February	39,793	
March	43,789	
April	45,530	
May	45,505	
June	45,521	

QUALITY

	Quantity	Base Number	Contract	AT	Region	England
% of FP17s for the same patient ID Re-attending within 3 months - Children	176	3,159	5.6%	10.6%	11.4%	11.6%
% of FP17s for the same patient ID Re-attending within 3 months - Adults	1,223	9,461	12.9%	14.0%	15.0%	15.5%
% of FP17s for the same patient ID Re-attending between 3 & 9 months - Children	1,895	3,159	60.0%	59.8%	59.9%	58.8%
% of FP17s for the same patient ID Re-attending between 3 & 9 months - Adults	5,566	9,461	58.8%	49.1%	52.0%	51.1%
% of FP17s for Band 1 Urgent Courses	583	11,781	4.9%	9.1%	8.0%	9.0%
% of FP17s Relating to Free Repair or Replacements	82	11,781	0.7%	0.7%	0.8%	0.8%
% of FP17s Relating to Continuations	125	11,781	1.1%	1.0%	0.9%	0.9%
% of Patients satisfied with the dentistry they have received	9	10	90.0%	93.6%	93.5%	93.3%
% of Patients satisfied with the time they had to wait for an appointment	10	10	100.0%	88.4%	89.1%	88.9%

* This is based on patients treated on this contract for their most recent course of treatment. Figures in italics indicate the base number of FP17s or Patient Questionnaire responses are less than 100. N/A is shown where the base number of responses is less than 10 during the period. % is calculated as Quantity/Base number*100

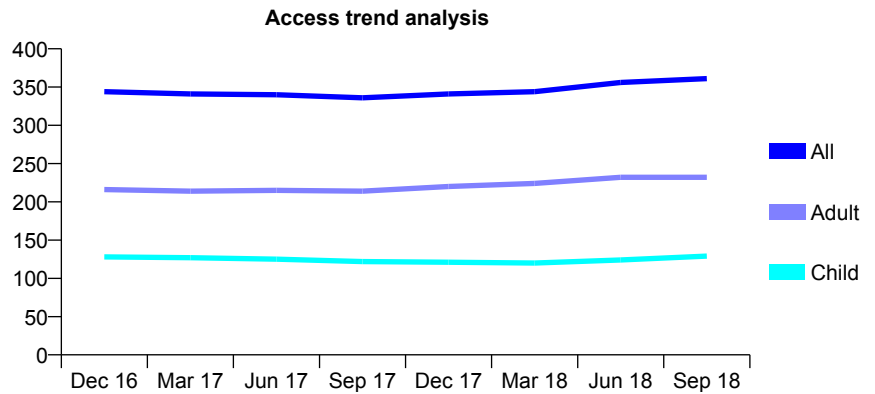
Q56 - Vital Signs At a Glance Contract Report for 847151/0001 - September 2018

Name or company name	MR RB DE VILLIERS
Contract type name	GDS Contract
Purpose of contract	General
Contract start date	01/04/2006
Contract end date	

18/19 Contracted general activity (UDA)	1,081
Carry forward general activity (UDA)	0
18/19 Contracted orthodontic activity (UOA)	0
Carry forward orthodontic activity (UOA)	0
Baseline contract value	£25,098.69

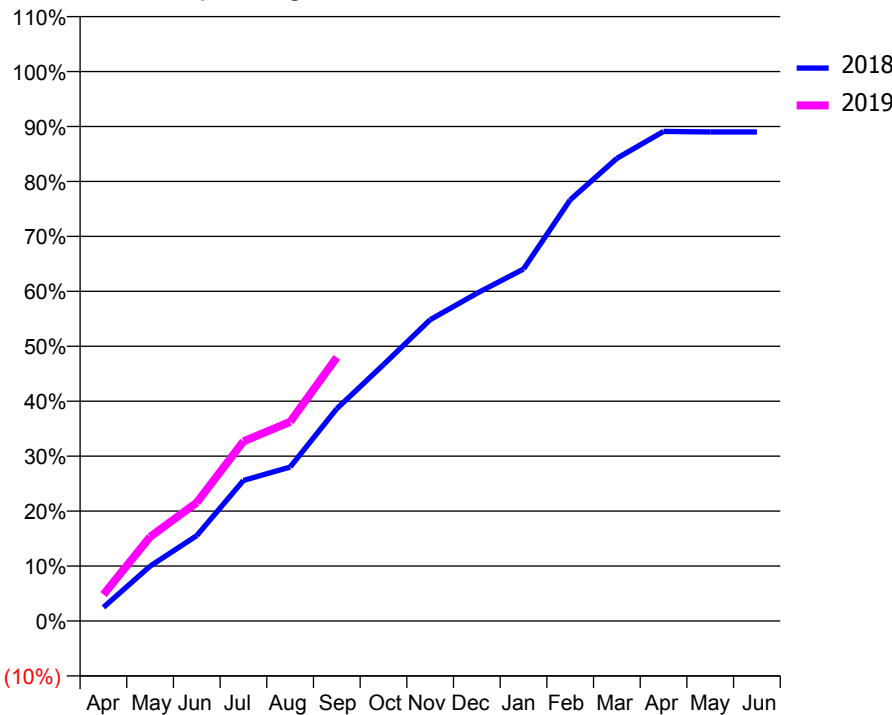
ACCESS*

Patients seen in 24 months	Total	Change since previous quarter
Quarter ending September 2017	336	
Quarter ending December 2017	341	→
Quarter ending March 2018	344	→
Quarter ending June 2018	356	↑
Quarter ending September 2018	361	→
Variance since September 2017	7.4%	↑



ACTIVITY

Cumulative percentage of contracted UDA delivered 2018 & 2019



Adjusted Scheduled Activity (UDA)		
Month	2018	2019
April	27	52
May	108	166
June	168	233
July	277	354
August	303	392
September	418	519
October	504	
November	593	
December	645	
January	692	
February	829	
March	910	
April	963	
May	962	
June	962	

QUALITY

	Quantity	Base Number	Contract	AT	Region	England
% of FP17s for the same patient ID Re-attending within 3 months - Children	5	129	3.9%	10.6%	11.4%	11.6%
% of FP17s for the same patient ID Re-attending within 3 months - Adults	18	198	9.1%	14.0%	15.0%	15.5%
% of FP17s for the same patient ID Re-attending between 3 & 9 months - Children	92	129	71.3%	59.8%	59.9%	58.8%
% of FP17s for the same patient ID Re-attending between 3 & 9 months - Adults	148	198	74.7%	49.1%	52.0%	51.1%
% of FP17s for Band 1 Urgent Courses	14	304	4.6%	9.1%	8.0%	9.0%
% of FP17s Relating to Free Repair or Replacements	0	304	0.0%	0.7%	0.8%	0.8%
% of FP17s Relating to Continuations	3	304	1.0%	1.0%	0.9%	0.9%
% of Patients satisfied with the dentistry they have received	0	0	N/A	93.6%	93.5%	93.3%
% of Patients satisfied with the time they had to wait for an appointment	0	0	N/A	88.4%	89.1%	88.9%

* This is based on patients treated on this contract for their most recent course of treatment. Figures in italics indicate the base number of FP17s or Patient Questionnaire responses are less than 100. N/A is shown where the base number of responses is less than 10 during the period. % is calculated as Quantity/Base number*100

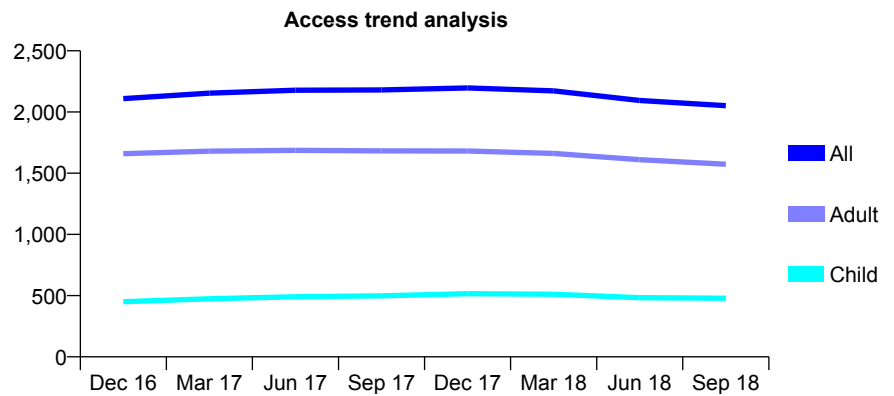
Q56 - Vital Signs At a Glance Contract Report for 855847/0001 - September 2018

Name or company name	MR A BEHNIA
Contract type name	GDS Contract
Purpose of contract	General
Contract start date	01/08/2006
Contract end date	

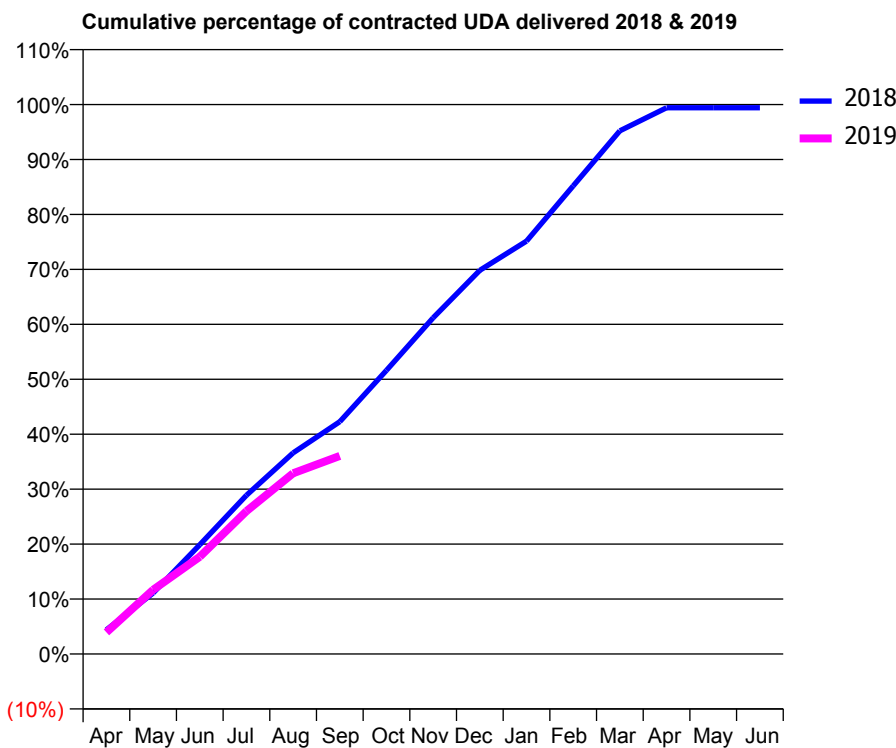
18/19 Contracted general activity (UDA)	5,679
Carry forward general activity (UDA)	0
18/19 Contracted orthodontic activity (UOA)	0
Carry forward orthodontic activity (UOA)	0
Baseline contract value	£132,159.02

ACCESS*

Patients seen in 24 months	Total	Change since previous quarter
Quarter ending September 2017	2,180	
Quarter ending December 2017	2,197	→
Quarter ending March 2018	2,173	↓
Quarter ending June 2018	2,094	↓
Quarter ending September 2018	2,052	↓
Variance since September 2017	(5.9%)	↓



ACTIVITY



Month	Adjusted Scheduled Activity (UDA)	
	2018	2019
April	251	223
May	630	663
June	1,130	1,005
July	1,641	1,477
August	2,079	1,868
September	2,401	2,047
October	2,932	
November	3,476	
December	3,966	
January	4,268	
February	4,838	
March	5,406	
April	5,645	
May	5,645	
June	5,645	

QUALITY

	Quantity	Base Number	Contract	AT	Region	England
% of FP17s for the same patient ID Re-attending within 3 months - Children	16	322	5.0%	10.6%	11.4%	11.6%
% of FP17s for the same patient ID Re-attending within 3 months - Adults	83	1,000	8.3%	14.0%	15.0%	15.5%
% of FP17s for the same patient ID Re-attending between 3 & 9 months - Children	245	322	76.1%	59.8%	59.9%	58.8%
% of FP17s for the same patient ID Re-attending between 3 & 9 months - Adults	709	1,000	70.9%	49.1%	52.0%	51.1%
% of FP17s for Band 1 Urgent Courses	18	1,210	1.5%	9.1%	8.0%	9.0%
% of FP17s Relating to Free Repair or Replacements	0	1,210	0.0%	0.7%	0.8%	0.8%
% of FP17s Relating to Continuations	0	1,210	0.0%	1.0%	0.9%	0.9%
% of Patients satisfied with the dentistry they have received	1	1	N/A	93.6%	93.5%	93.3%
% of Patients satisfied with the time they had to wait for an appointment	1	1	N/A	88.4%	89.1%	88.9%

* This is based on patients treated on this contract for their most recent course of treatment. Figures in italics indicate the base number of FP17s or Patient Questionnaire responses are less than 100. N/A is shown where the base number of responses is less than 10 during the period. % is calculated as Quantity/Base number*100

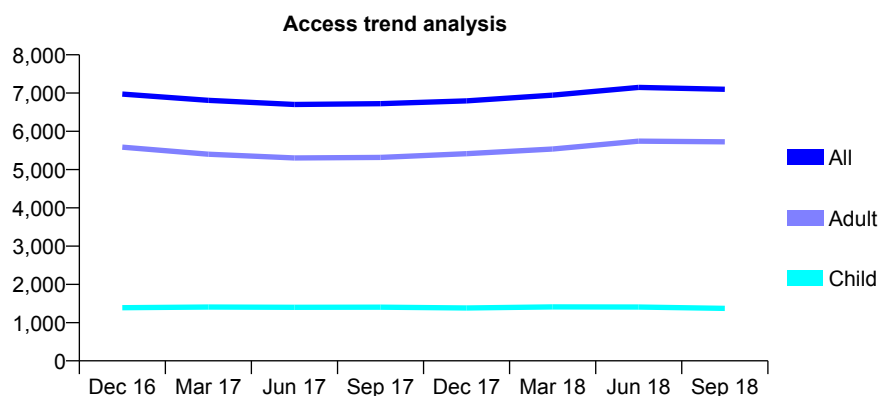
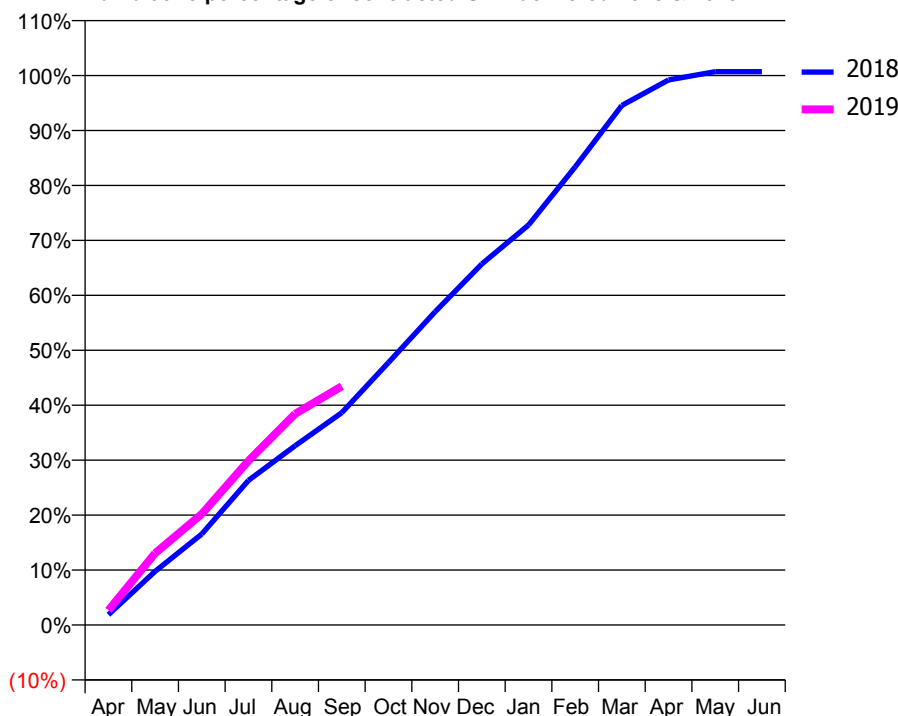
Q56 - Vital Signs At a Glance Contract Report for 883840/0001 - September 2018

Name or company name	MS I PODDAR
Contract type name	GDS Contract
Purpose of contract	General
Contract start date	01/08/2014
Contract end date	

18/19 Contracted general activity (UDA)	21,000
Carry forward general activity (UDA)	0
18/19 Contracted orthodontic activity (UOA)	0
Carry forward orthodontic activity (UOA)	0
Baseline contract value	£451,729.73

ACCESS*

Patients seen in 24 months	Total	Change since previous quarter
Quarter ending September 2017	6,721	
Quarter ending December 2017	6,797	→
Quarter ending March 2018	6,947	↑
Quarter ending June 2018	7,148	↑
Quarter ending September 2018	7,098	→
Variance since September 2017	5.6%	↑


ACTIVITY
Cumulative percentage of contracted UDA delivered 2018 & 2019


Month	Adjusted Scheduled Activity (UDA)	
	2018	2019
April	396	563
May	2,050	2,745
June	3,477	4,240
July	5,525	6,276
August	6,851	8,071
September	8,115	9,123
October	10,032	
November	11,973	
December	13,797	
January	15,285	
February	17,506	
March	19,857	
April	20,830	
May	21,148	
June	21,148	

QUALITY

	Quantity	Base Number	Contract	AT	Region	England
% of FP17s for the same patient ID Re-attending within 3 months - Children	37	964	3.8%	10.6%	11.4%	11.6%
% of FP17s for the same patient ID Re-attending within 3 months - Adults	449	3,766	11.9%	14.0%	15.0%	15.5%
% of FP17s for the same patient ID Re-attending between 3 & 9 months - Children	594	964	61.6%	59.8%	59.9%	58.8%
% of FP17s for the same patient ID Re-attending between 3 & 9 months - Adults	1,628	3,766	43.2%	49.1%	52.0%	51.1%
% of FP17s for Band 1 Urgent Courses	207	4,257	4.9%	9.1%	8.0%	9.0%
% of FP17s Relating to Free Repair or Replacements	42	4,257	1.0%	0.7%	0.8%	0.8%
% of FP17s Relating to Continuations	28	4,257	0.7%	1.0%	0.9%	0.9%
% of Patients satisfied with the dentistry they have received	6	6	N/A	93.6%	93.5%	93.3%
% of Patients satisfied with the time they had to wait for an appointment	4	6	N/A	88.4%	89.1%	88.9%

* This is based on patients treated on this contract for their most recent course of treatment. Figures in italics indicate the base number of FP17s or Patient Questionnaire responses are less than 100. N/A is shown where the base number of responses is less than 10 during the period. % is calculated as Quantity/Base number*100

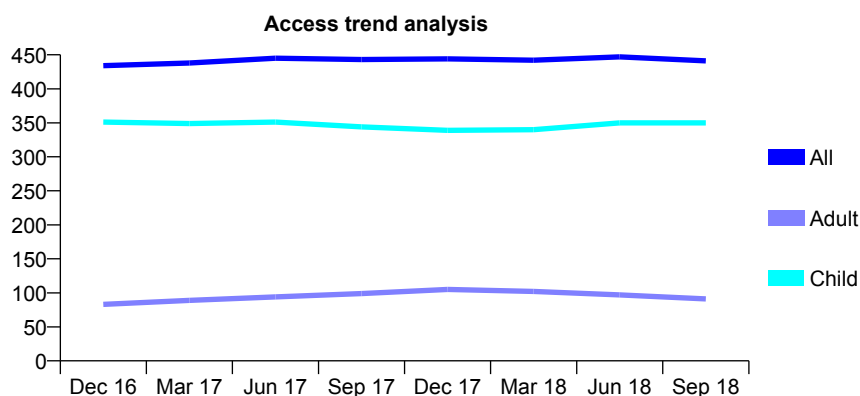
Q56 - Vital Signs At a Glance Contract Report for 904945/0001 - September 2018

Name or company name	MR GV SHAW
Contract type name	GDS Contract
Purpose of contract	General
Contract start date	01/04/2006
Contract end date	

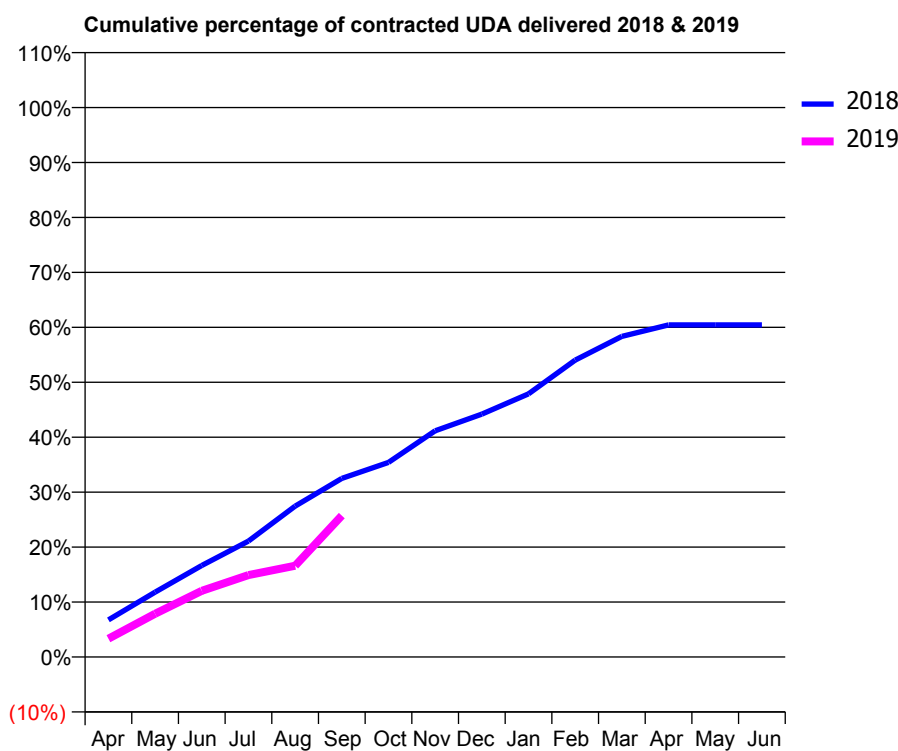
18/19 Contracted general activity (UDA)	1,586
Carry forward general activity (UDA)	0
18/19 Contracted orthodontic activity (UOA)	0
Carry forward orthodontic activity (UOA)	0
Baseline contract value	£41,409.84

ACCESS*

Patients seen in 24 months	Total	Change since previous quarter
Quarter ending September 2017	443	
Quarter ending December 2017	444	→
Quarter ending March 2018	442	→
Quarter ending June 2018	447	→
Quarter ending September 2018	441	↓
Variance since September 2017	(0.5%)	→



ACTIVITY



Month	Adjusted Scheduled Activity (UDA)	
	2018	2019
April	107	53
May	187	125
June	264	191
July	335	236
August	436	264
September	516	408
October	562	
November	653	
December	701	
January	759	
February	857	
March	925	
April	959	
May	959	
June	959	

QUALITY

	Quantity	Base Number	Contract	AT	Region	England
% of FP17s for the same patient ID Re-attending within 3 months - Children	14	283	4.9%	10.6%	11.4%	11.6%
% of FP17s for the same patient ID Re-attending within 3 months - Adults	0	22	0.0%	14.0%	15.0%	15.5%
% of FP17s for the same patient ID Re-attending between 3 & 9 months - Children	171	283	60.4%	59.8%	59.9%	58.8%
% of FP17s for the same patient ID Re-attending between 3 & 9 months - Adults	16	22	72.7%	49.1%	52.0%	51.1%
% of FP17s for Band 1 Urgent Courses	5	282	1.8%	9.1%	8.0%	9.0%
% of FP17s Relating to Free Repair or Replacements	0	282	0.0%	0.7%	0.8%	0.8%
% of FP17s Relating to Continuations	1	282	0.4%	1.0%	0.9%	0.9%
% of Patients satisfied with the dentistry they have received	0	0	N/A	93.6%	93.5%	93.3%
% of Patients satisfied with the time they had to wait for an appointment	0	0	N/A	88.4%	89.1%	88.9%

* This is based on patients treated on this contract for their most recent course of treatment. Figures in italics indicate the base number of FP17s or Patient Questionnaire responses are less than 100. N/A is shown where the base number of responses is less than 10 during the period. % is calculated as Quantity/Base number*100

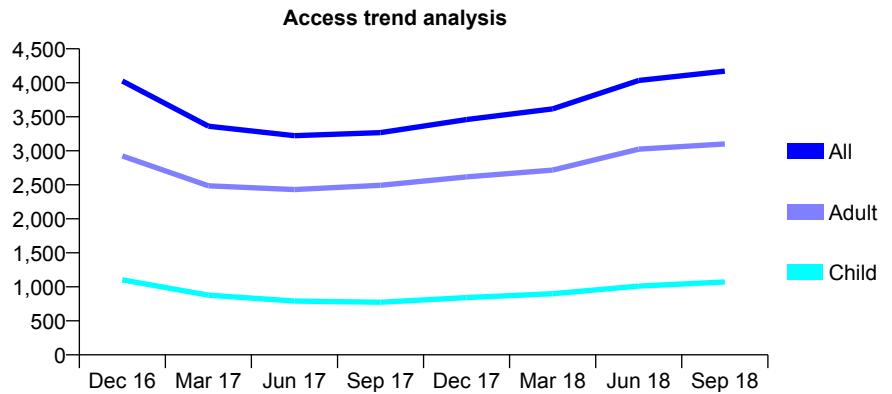
Q56 - Vital Signs At a Glance Contract Report for 905941/0001 - September 2018

Name or company name	Dental Surgery
Contract type name	GDS Contract
Purpose of contract	General and Orthodontic
Contract start date	01/04/2006
Contract end date	

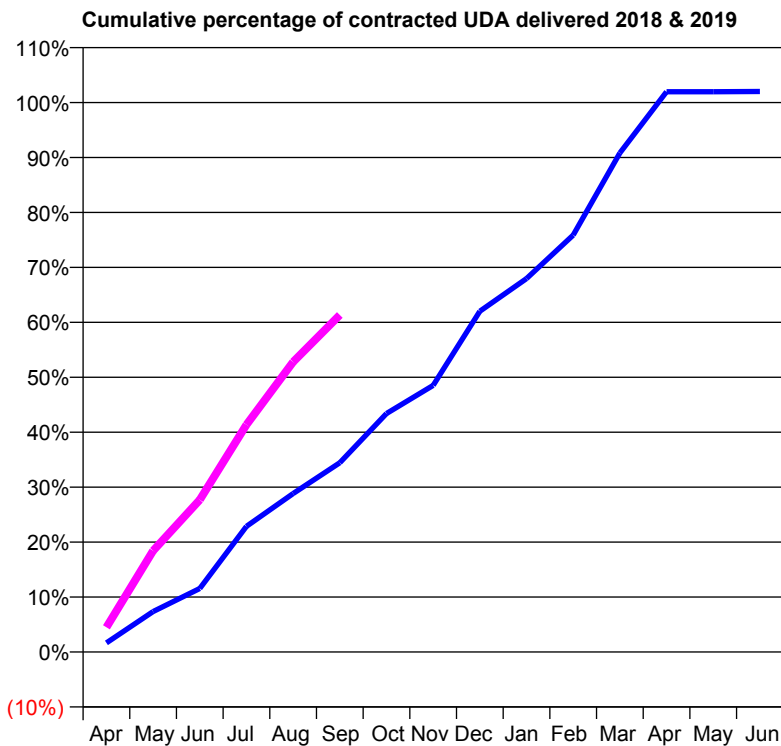
18/19 Contracted general activity (UDA)	10,641
Carry forward general activity (UDA)	0
18/19 Contracted orthodontic activity (UOA)	68
Carry forward orthodontic activity (UOA)	0
Baseline contract value	£318,440.29

ACCESS*

Patients seen in 24 months	Total	Change since previous quarter
Quarter ending September 2017	3,268	
Quarter ending December 2017	3,459	↑
Quarter ending March 2018	3,616	↑
Quarter ending June 2018	4,034	↑
Quarter ending September 2018	4,172	↑
Variance since September 2017	27.7%	↑



ACTIVITY



Month	Adjusted Scheduled Activity (UDA)	
	2018	2019
April	176	478
May	784	1,961
June	1,231	2,948
July	2,434	4,403
August	3,068	5,619
September	3,665	6,527
October	4,620	
November	5,164	
December	6,599	
January	7,232	
February	8,074	
March	9,663	
April	10,849	
May	10,850	
June	10,853	

QUALITY

	Quantity	Base Number	Contract	AT	Region	England
% of FP17s for the same patient ID Re-attending within 3 months - Children	45	916	4.9%	10.6%	11.4%	11.6%
% of FP17s for the same patient ID Re-attending within 3 months - Adults	276	2,453	11.3%	14.0%	15.0%	15.5%
% of FP17s for the same patient ID Re-attending between 3 & 9 months - Children	376	916	41.0%	59.8%	59.9%	58.8%
% of FP17s for the same patient ID Re-attending between 3 & 9 months - Adults	820	2,453	33.4%	49.1%	52.0%	51.1%
% of FP17s for Band 1 Urgent Courses	303	2,944	10.3%	9.1%	8.0%	9.0%
% of FP17s Relating to Free Repair or Replacements	4	2,944	0.1%	0.7%	0.8%	0.8%
% of FP17s Relating to Continuations	22	2,944	0.7%	1.0%	0.9%	0.9%
% of Patients satisfied with the dentistry they have received	3	3	N/A	93.6%	93.5%	93.3%
% of Patients satisfied with the time they had to wait for an appointment	3	3	N/A	88.4%	89.1%	88.9%

* This is based on patients treated on this contract for their most recent course of treatment. Figures in italics indicate the base number of FP17s or Patient Questionnaire responses are less than 100. N/A is shown where the base number of responses is less than 10 during the period. % is calculated as Quantity/Base number*100

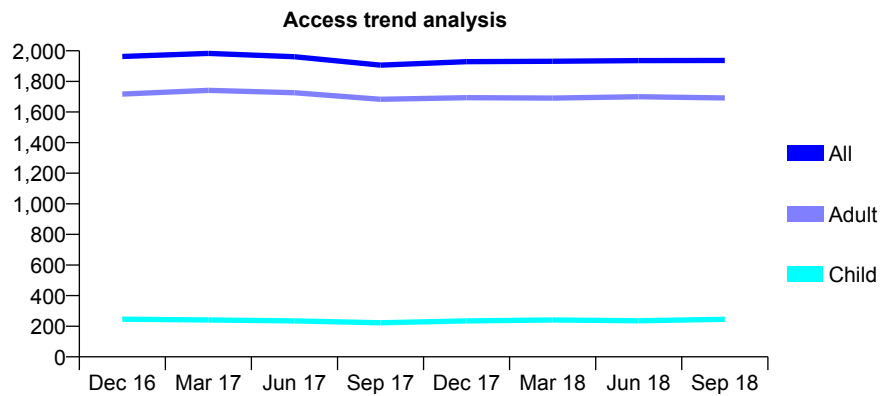
Q56 - Vital Signs At a Glance Contract Report for 906247/0001 - September 2018

Name or company name	Brook Lane Dental Practice
Contract type name	GDS Contract
Purpose of contract	General
Contract start date	01/04/2006
Contract end date	

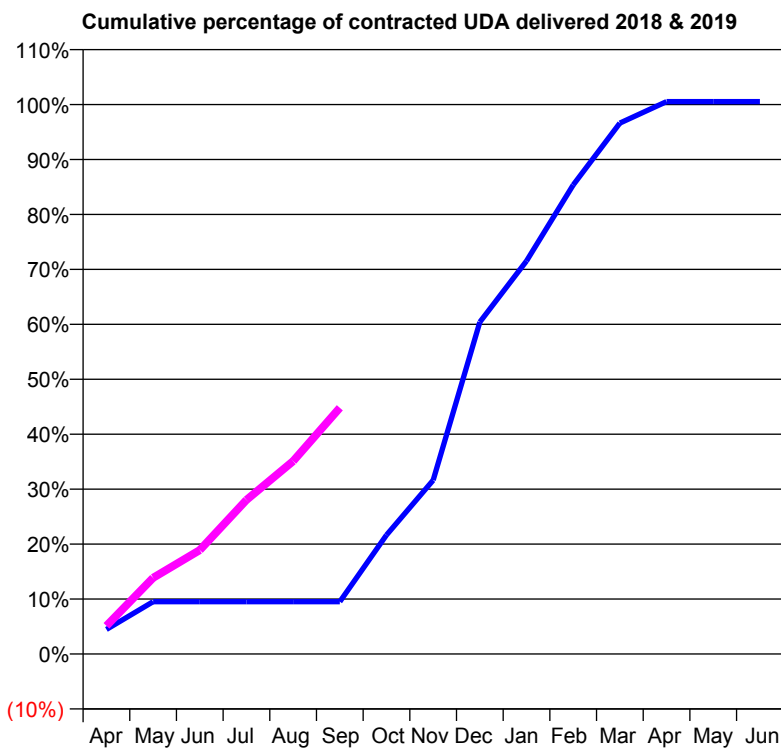
18/19 Contracted general activity (UDA)	5,493
Carry forward general activity (UDA)	0
18/19 Contracted orthodontic activity (UOA)	0
Carry forward orthodontic activity (UOA)	0
Baseline contract value	£118,104.05

ACCESS*

Patients seen in 24 months	Total	Change since previous quarter
Quarter ending September 2017	1,906	
Quarter ending December 2017	1,929	→
Quarter ending March 2018	1,932	→
Quarter ending June 2018	1,936	→
Quarter ending September 2018	1,937	→
Variance since September 2017	1.6%	→



ACTIVITY



Adjusted Scheduled Activity (UDA)		
Month	2018	2019
April	246	282
May	524	762
June	524	1,040
July	524	1,540
August	524	1,928
September	524	2,462
October	1,189	
November	1,738	
December	3,319	
January	3,929	
February	4,688	
March	5,307	
April	5,522	
May	5,522	
June	5,522	

QUALITY

	Quantity	Base Number	Contract	AT	Region	England
% of FP17s for the same patient ID Re-attending within 3 months - Children	11	195	5.6%	10.6%	11.4%	11.6%
% of FP17s for the same patient ID Re-attending within 3 months - Adults	213	1,344	15.8%	14.0%	15.0%	15.5%
% of FP17s for the same patient ID Re-attending between 3 & 9 months - Children	119	195	61.0%	59.8%	59.9%	58.8%
% of FP17s for the same patient ID Re-attending between 3 & 9 months - Adults	827	1,344	61.5%	49.1%	52.0%	51.1%
% of FP17s for Band 1 Urgent Courses	134	1,449	9.2%	9.1%	8.0%	9.0%
% of FP17s Relating to Free Repair or Replacements	1	1,449	0.1%	0.7%	0.8%	0.8%
% of FP17s Relating to Continuations	5	1,449	0.3%	1.0%	0.9%	0.9%
% of Patients satisfied with the dentistry they have received	2	3	N/A	93.6%	93.5%	93.3%
% of Patients satisfied with the time they had to wait for an appointment	1	3	N/A	88.4%	89.1%	88.9%

* This is based on patients treated on this contract for their most recent course of treatment. Figures in italics indicate the base number of FP17s or Patient Questionnaire responses are less than 100. N/A is shown where the base number of responses is less than 10 during the period. % is calculated as Quantity/Base number*100

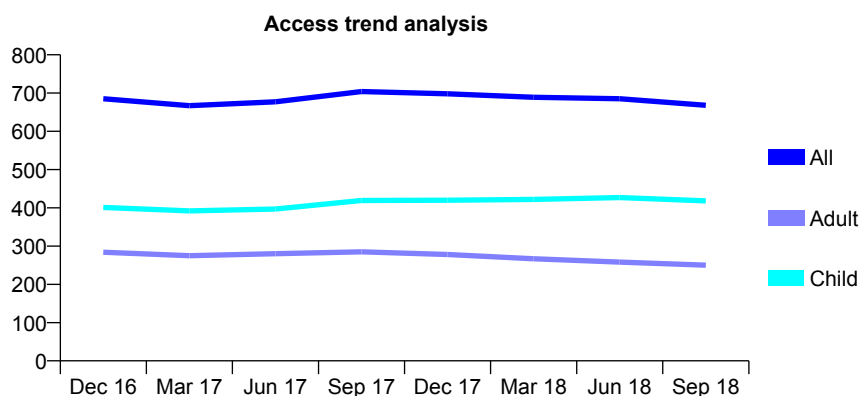
Q56 - Vital Signs At a Glance Contract Report for 907332/0001 - September 2018

Name or company name	MR HJ DHANJI
Contract type name	GDS Contract
Purpose of contract	General
Contract start date	01/04/2006
Contract end date	

18/19 Contracted general activity (UDA)	1,400
Carry forward general activity (UDA)	0
18/19 Contracted orthodontic activity (UOA)	0
Carry forward orthodontic activity (UOA)	0
Baseline contract value	£32,539.35

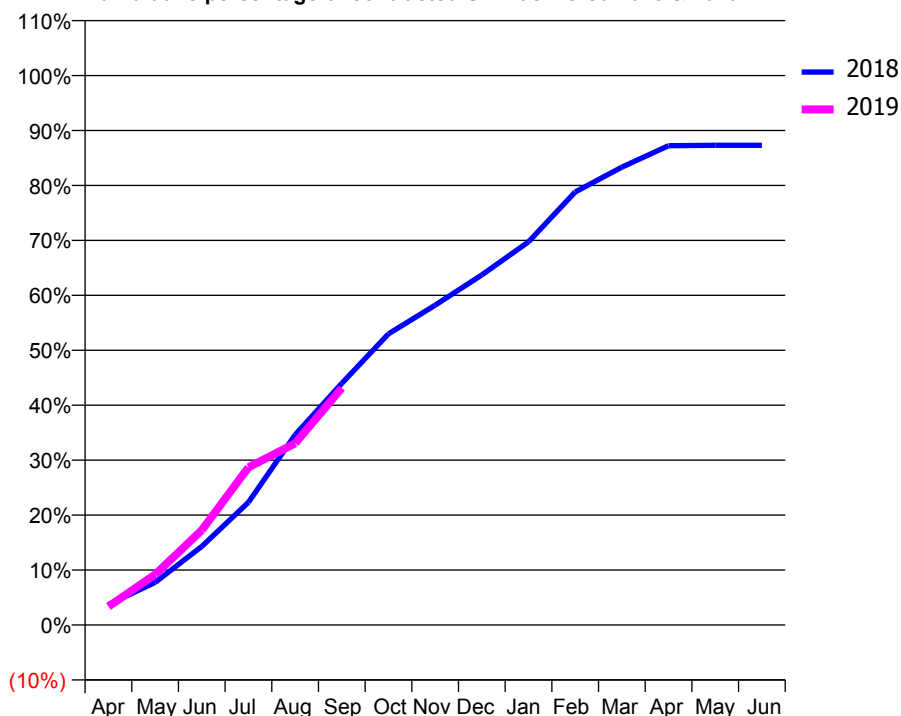
ACCESS*

Patients seen in 24 months	Total	Change since previous quarter
Quarter ending September 2017	704	
Quarter ending December 2017	698	→
Quarter ending March 2018	689	↓
Quarter ending June 2018	685	→
Quarter ending September 2018	668	↓
Variance since September 2017	(5.1%)	↓



ACTIVITY

Cumulative percentage of contracted UDA delivered 2018 & 2019



Adjusted Scheduled Activity (UDA)

Month	2018	2019
April	52	47
May	108	129
June	200	242
July	313	402
August	485	463
September	616	604
October	742	
November	815	
December	892	
January	976	
February	1,103	
March	1,166	
April	1,221	
May	1,222	
June	1,222	

QUALITY

	Quantity	Base Number	Contract	AT	Region	England
% of FP17s for the same patient ID Re-attending within 3 months - Children	9	255	3.5%	10.6%	11.4%	11.6%
% of FP17s for the same patient ID Re-attending within 3 months - Adults	14	132	10.6%	14.0%	15.0%	15.5%
% of FP17s for the same patient ID Re-attending between 3 & 9 months - Children	42	255	16.5%	59.8%	59.9%	58.8%
% of FP17s for the same patient ID Re-attending between 3 & 9 months - Adults	56	132	42.4%	49.1%	52.0%	51.1%
% of FP17s for Band 1 Urgent Courses	4	367	1.1%	9.1%	8.0%	9.0%
% of FP17s Relating to Free Repair or Replacements	0	367	0.0%	0.7%	0.8%	0.8%
% of FP17s Relating to Continuations	0	367	0.0%	1.0%	0.9%	0.9%
% of Patients satisfied with the dentistry they have received	0	0	N/A	93.6%	93.5%	93.3%
% of Patients satisfied with the time they had to wait for an appointment	0	0	N/A	88.4%	89.1%	88.9%

* This is based on patients treated on this contract for their most recent course of treatment. Figures in italics indicate the base number of FP17s or Patient Questionnaire responses are less than 100. N/A is shown where the base number of responses is less than 10 during the period. % is calculated as Quantity/Base number*100

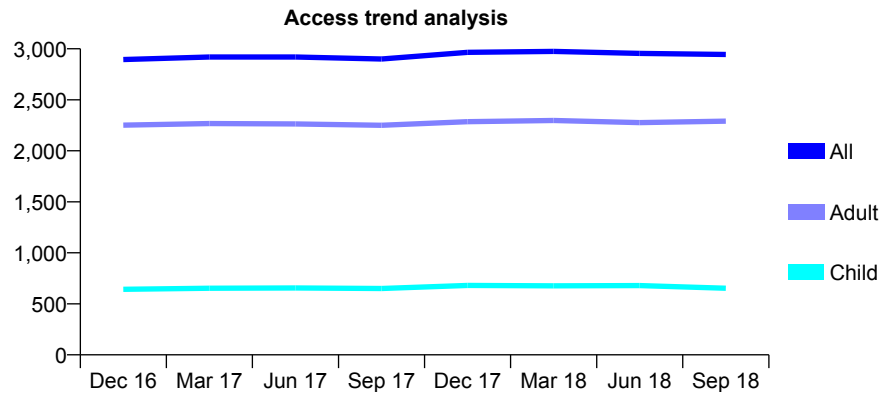
Q56 - Vital Signs At a Glance Contract Report for 908002/0001 - September 2018

Name or company name	MR DC TRENT
Contract type name	GDS Contract
Purpose of contract	General
Contract start date	01/04/2006
Contract end date	

18/19 Contracted general activity (UDA)	8,137
Carry forward general activity (UDA)	0
18/19 Contracted orthodontic activity (UOA)	0
Carry forward orthodontic activity (UOA)	0
Baseline contract value	£171,221.03

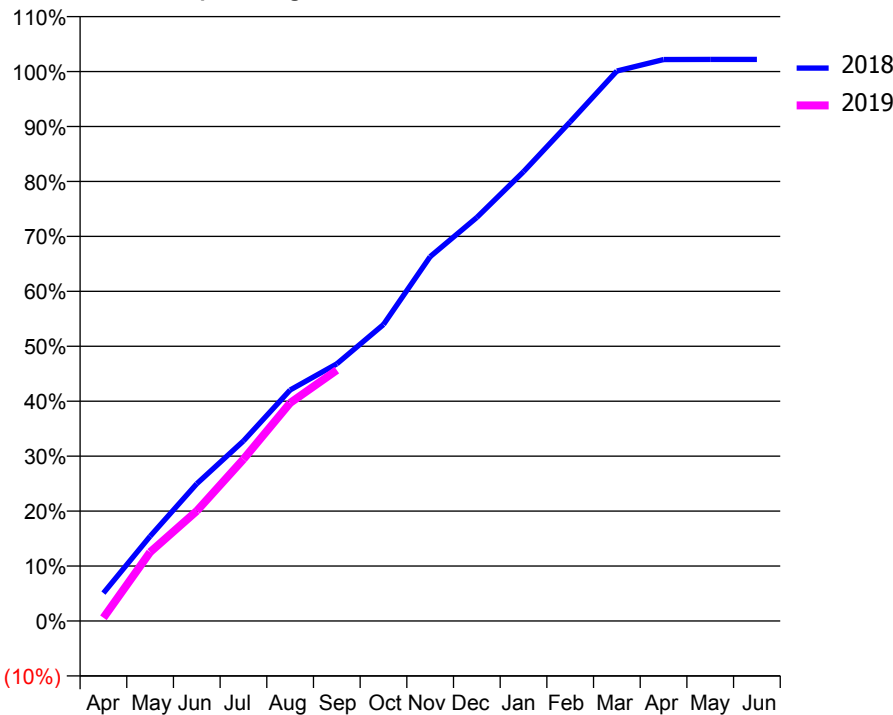
ACCESS*

Patients seen in 24 months	Total	Change since previous quarter
Quarter ending September 2017	2,900	
Quarter ending December 2017	2,966	↑
Quarter ending March 2018	2,974	→
Quarter ending June 2018	2,955	→
Quarter ending September 2018	2,944	→
Variance since September 2017	1.5%	→



ACTIVITY

Cumulative percentage of contracted UDA delivered 2018 & 2019



Month	Adjusted Scheduled Activity (UDA)	
	2018	2019
April	414	47
May	1,256	1,019
June	2,034	1,629
July	2,668	2,397
August	3,421	3,230
September	3,809	3,715
October	4,390	
November	5,395	
December	5,975	
January	6,654	
February	7,392	
March	8,145	
April	8,315	
May	8,316	
June	8,316	

QUALITY

	Quantity	Base Number	Contract	AT	Region	England
% of FP17s for the same patient ID Re-attending within 3 months - Children	25	491	5.1%	10.6%	11.4%	11.6%
% of FP17s for the same patient ID Re-attending within 3 months - Adults	178	1,510	11.8%	14.0%	15.0%	15.5%
% of FP17s for the same patient ID Re-attending between 3 & 9 months - Children	303	491	61.7%	59.8%	59.9%	58.8%
% of FP17s for the same patient ID Re-attending between 3 & 9 months - Adults	792	1,510	52.5%	49.1%	52.0%	51.1%
% of FP17s for Band 1 Urgent Courses	153	1,879	8.1%	9.1%	8.0%	9.0%
% of FP17s Relating to Free Repair or Replacements	0	1,879	0.0%	0.7%	0.8%	0.8%
% of FP17s Relating to Continuations	20	1,879	1.1%	1.0%	0.9%	0.9%
% of Patients satisfied with the dentistry they have received	1	1	N/A	93.6%	93.5%	93.3%
% of Patients satisfied with the time they had to wait for an appointment	1	1	N/A	88.4%	89.1%	88.9%

* This is based on patients treated on this contract for their most recent course of treatment. Figures in italics indicate the base number of FP17s or Patient Questionnaire responses are less than 100. N/A is shown where the base number of responses is less than 10 during the period. % is calculated as Quantity/Base number*100

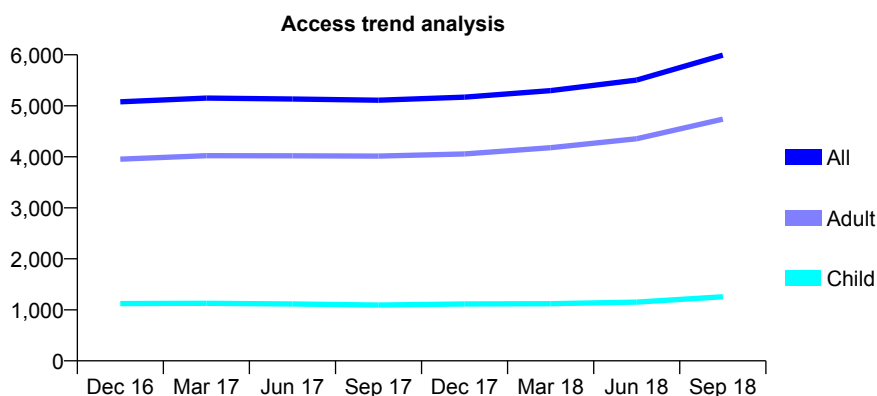
Q56 - Vital Signs At a Glance Contract Report for 910201/0001 - September 2018

Name or company name	Cheerag Raval and Gemma Raval
Contract type name	GDS Contract
Purpose of contract	General
Contract start date	01/04/2006
Contract end date	

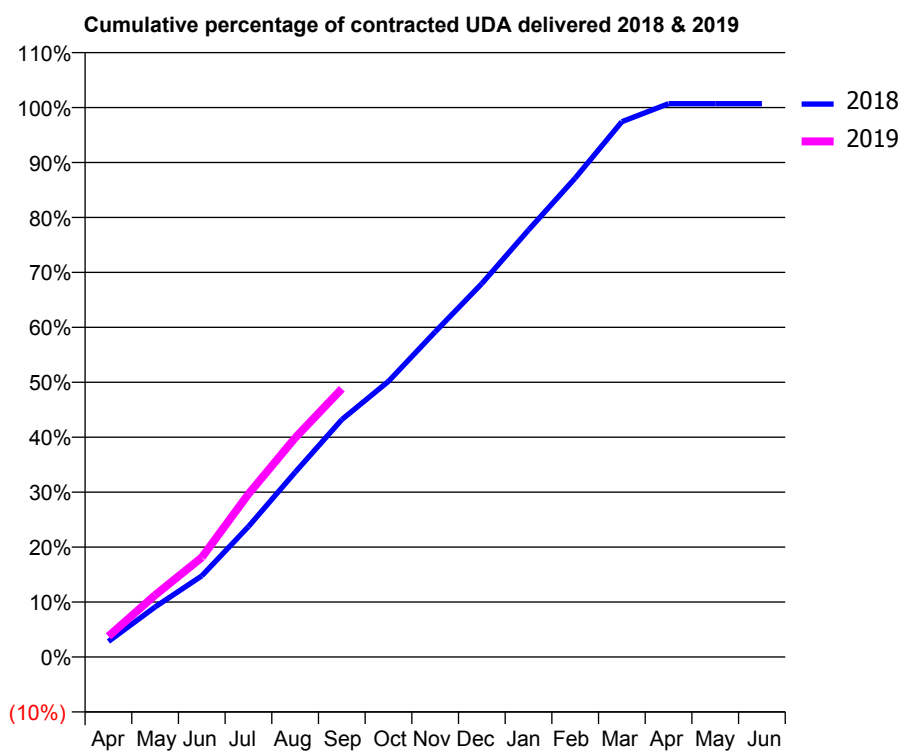
18/19 Contracted general activity (UDA)	16,892
Carry forward general activity (UDA)	0
18/19 Contracted orthodontic activity (UOA)	0
Carry forward orthodontic activity (UOA)	0
Baseline contract value	£363,193.30

ACCESS*

Patients seen in 24 months	Total	Change since previous quarter
Quarter ending September 2017	5,109	
Quarter ending December 2017	5,170	→
Quarter ending March 2018	5,297	↑
Quarter ending June 2018	5,505	↑
Quarter ending September 2018	5,994	↑
Variance since September 2017	17.3%	↑



ACTIVITY



Adjusted Scheduled Activity (UDA)		
Month	2018	2019
April	404	638
May	1,296	1,904
June	2,102	3,061
July	3,383	5,011
August	4,787	6,738
September	6,152	8,244
October	7,143	
November	8,426	
December	9,677	
January	11,066	
February	12,410	
March	13,873	
April	14,336	
May	14,336	
June	14,337	

QUALITY

	Quantity	Base Number	Contract	AT	Region	England
% of FP17s for the same patient ID Re-attending within 3 months - Children	115	1,212	9.5%	10.6%	11.4%	11.6%
% of FP17s for the same patient ID Re-attending within 3 months - Adults	496	3,563	13.9%	14.0%	15.0%	15.5%
% of FP17s for the same patient ID Re-attending between 3 & 9 months - Children	763	1,212	63.0%	59.8%	59.9%	58.8%
% of FP17s for the same patient ID Re-attending between 3 & 9 months - Adults	1,504	3,563	42.2%	49.1%	52.0%	51.1%
% of FP17s for Band 1 Urgent Courses	200	4,560	4.4%	9.1%	8.0%	9.0%
% of FP17s Relating to Free Repair or Replacements	38	4,560	0.8%	0.7%	0.8%	0.8%
% of FP17s Relating to Continuations	64	4,560	1.4%	1.0%	0.9%	0.9%
% of Patients satisfied with the dentistry they have received	1	1	N/A	93.6%	93.5%	93.3%
% of Patients satisfied with the time they had to wait for an appointment	0	1	N/A	88.4%	89.1%	88.9%

* This is based on patients treated on this contract for their most recent course of treatment. Figures in italics indicate the base number of FP17s or Patient Questionnaire responses are less than 100. N/A is shown where the base number of responses is less than 10 during the period. % is calculated as Quantity/Base number*100

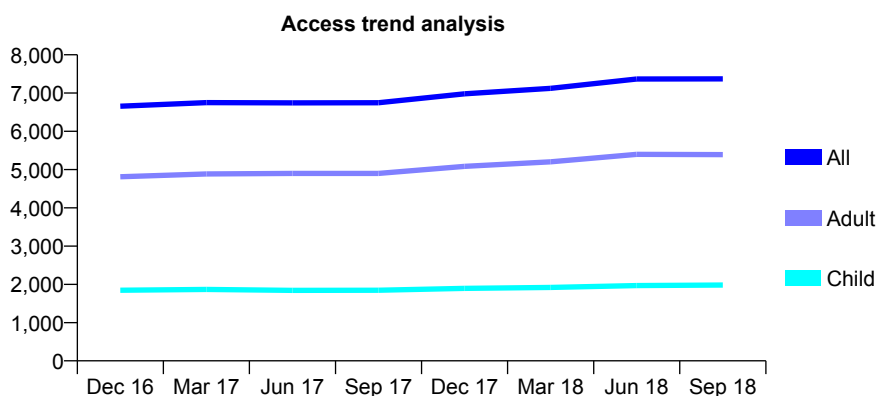
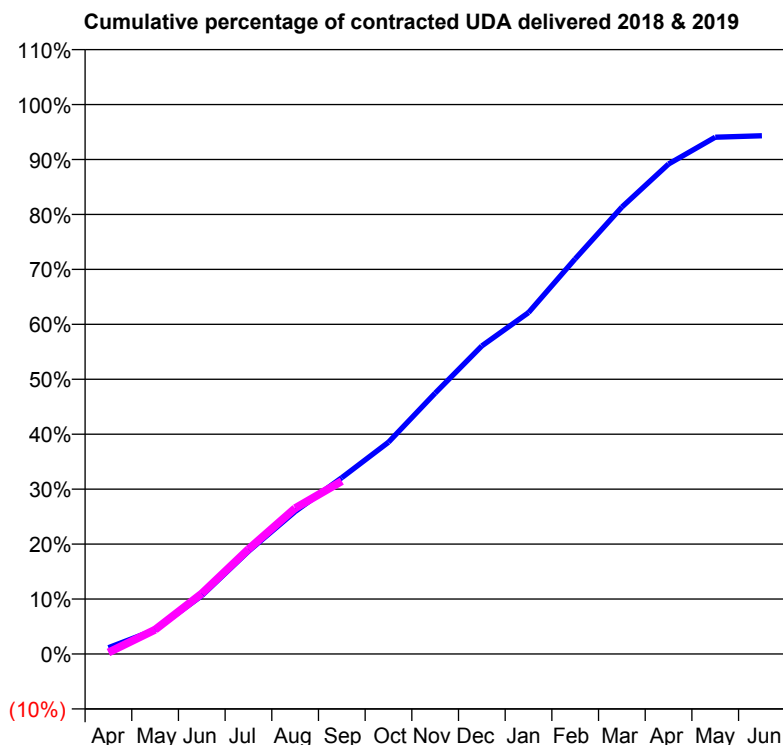
Q56 - Vital Signs At a Glance Contract Report for 915246/0001 - September 2018

Name or company name	MRS CH JACKMAN
Contract type name	GDS Contract
Purpose of contract	General
Contract start date	01/04/2006
Contract end date	

18/19 Contracted general activity (UDA)	20,400
Carry forward general activity (UDA)	0
18/19 Contracted orthodontic activity (UOA)	0
Carry forward orthodontic activity (UOA)	0
Baseline contract value	£542,141.45

ACCESS*

Patients seen in 24 months	Total	Change since previous quarter
Quarter ending September 2017	6,746	
Quarter ending December 2017	6,980	↑
Quarter ending March 2018	7,124	↑
Quarter ending June 2018	7,367	↑
Quarter ending September 2018	7,371	→
Variance since September 2017	9.3%	↑


ACTIVITY


Month	Adjusted Scheduled Activity (UDA)	
	2018	2019
April	237	58
May	896	905
June	2,166	2,245
July	3,815	3,894
August	5,288	5,411
September	6,545	6,418
October	7,866	
November	9,684	
December	11,437	
January	12,674	
February	14,669	
March	16,591	
April	18,188	
May	19,187	
June	19,238	

QUALITY

	Quantity	Base Number	Contract	AT	Region	England
% of FP17s for the same patient ID Re-attending within 3 months - Children	97	1,574	6.2%	10.6%	11.4%	11.6%
% of FP17s for the same patient ID Re-attending within 3 months - Adults	470	3,421	13.7%	14.0%	15.0%	15.5%
% of FP17s for the same patient ID Re-attending between 3 & 9 months - Children	1,094	1,574	69.5%	59.8%	59.9%	58.8%
% of FP17s for the same patient ID Re-attending between 3 & 9 months - Adults	1,756	3,421	51.3%	49.1%	52.0%	51.1%
% of FP17s for Band 1 Urgent Courses	294	3,706	7.9%	9.1%	8.0%	9.0%
% of FP17s Relating to Free Repair or Replacements	42	3,706	1.1%	0.7%	0.8%	0.8%
% of FP17s Relating to Continuations	57	3,706	1.5%	1.0%	0.9%	0.9%
% of Patients satisfied with the dentistry they have received	10	10	100.0%	93.6%	93.5%	93.3%
% of Patients satisfied with the time they had to wait for an appointment	7	10	70.0%	88.4%	89.1%	88.9%

* This is based on patients treated on this contract for their most recent course of treatment. Figures in italics indicate the base number of FP17s or Patient Questionnaire responses are less than 100. N/A is shown where the base number of responses is less than 10 during the period. % is calculated as Quantity/Base number*100

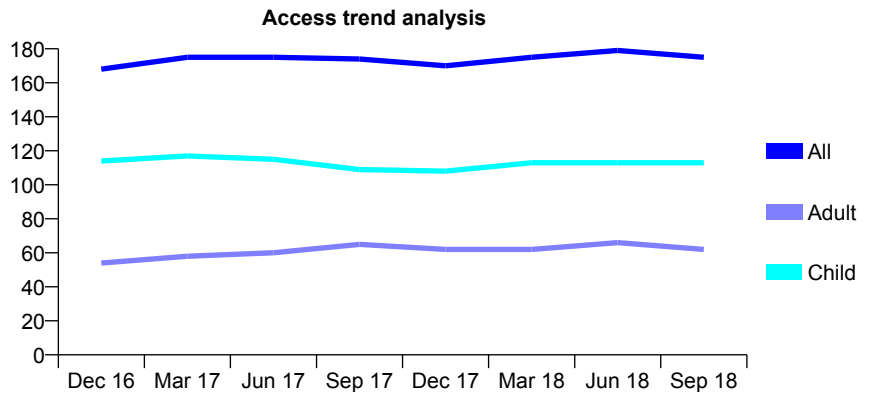
Q56 - Vital Signs At a Glance Contract Report for 920924/0001 - September 2018

Name or company name	MR JM STOKES
Contract type name	GDS Contract
Purpose of contract	General
Contract start date	01/01/2007
Contract end date	

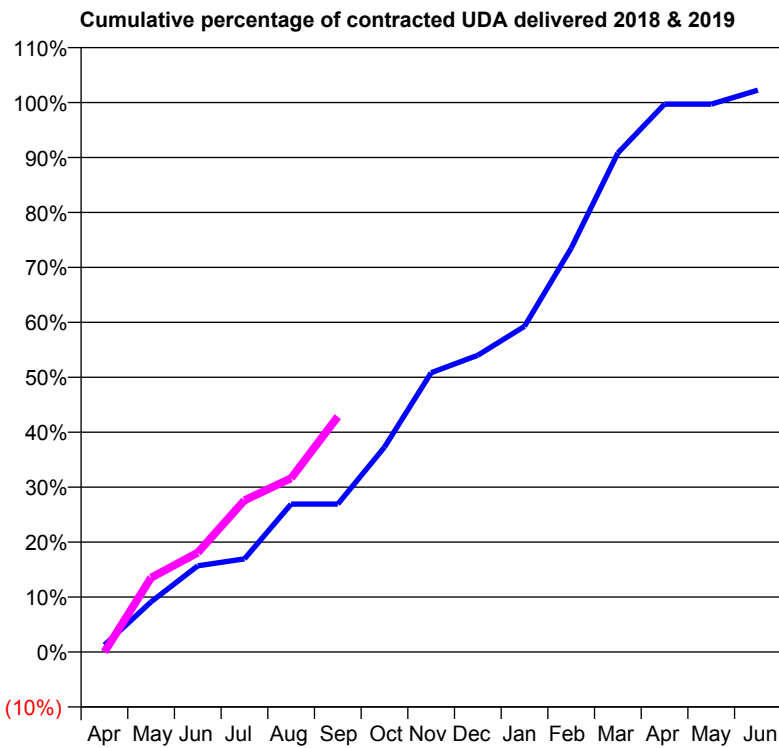
18/19 Contracted general activity (UDA)	473
Carry forward general activity (UDA)	0
18/19 Contracted orthodontic activity (UOA)	0
Carry forward orthodontic activity (UOA)	0
Baseline contract value	£13,971.14

ACCESS*

Patients seen in 24 months	Total	Change since previous quarter
Quarter ending September 2017	174	
Quarter ending December 2017	170	↓
Quarter ending March 2018	175	↑
Quarter ending June 2018	179	↑
Quarter ending September 2018	175	↓
Variance since September 2017	0.6%	→



ACTIVITY



Month	Adjusted Scheduled Activity (UDA)	
	2018	2019
April	6	0
May	43	64
June	74	86
July	80	131
August	127	150
September	127	203
October	176	
November	240	
December	255	
January	280	
February	348	
March	430	
April	472	
May	472	
June	484	

QUALITY

	Quantity	Base Number	Contract	AT	Region	England
% of FP17s for the same patient ID Re-attending within 3 months - Children	1	83	1.2%	10.6%	11.4%	11.6%
% of FP17s for the same patient ID Re-attending within 3 months - Adults	8	35	22.9%	14.0%	15.0%	15.5%
% of FP17s for the same patient ID Re-attending between 3 & 9 months - Children	53	83	63.9%	59.8%	59.9%	58.8%
% of FP17s for the same patient ID Re-attending between 3 & 9 months - Adults	16	35	45.7%	49.1%	52.0%	51.1%
% of FP17s for Band 1 Urgent Courses	3	112	2.7%	9.1%	8.0%	9.0%
% of FP17s Relating to Free Repair or Replacements	0	112	0.0%	0.7%	0.8%	0.8%
% of FP17s Relating to Continuations	0	112	0.0%	1.0%	0.9%	0.9%
% of Patients satisfied with the dentistry they have received	0	0	N/A	93.6%	93.5%	93.3%
% of Patients satisfied with the time they had to wait for an appointment	0	0	N/A	88.4%	89.1%	88.9%

* This is based on patients treated on this contract for their most recent course of treatment. Figures in italics indicate the base number of FP17s or Patient Questionnaire responses are less than 100. N/A is shown where the base number of responses is less than 10 during the period. % is calculated as Quantity/Base number*100

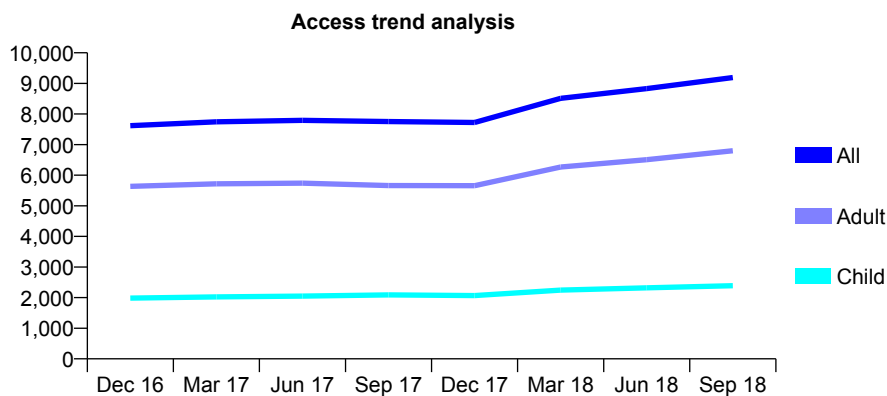
Q56 - Vital Signs At a Glance Contract Report for 920959/0001 - September 2018

Name or company name	MR OB QURESHI
Contract type name	GDS Contract
Purpose of contract	General
Contract start date	01/04/2006
Contract end date	

18/19 Contracted general activity (UDA)	22,001
Carry forward general activity (UDA)	0
18/19 Contracted orthodontic activity (UOA)	0
Carry forward orthodontic activity (UOA)	0
Baseline contract value	£668,423.43

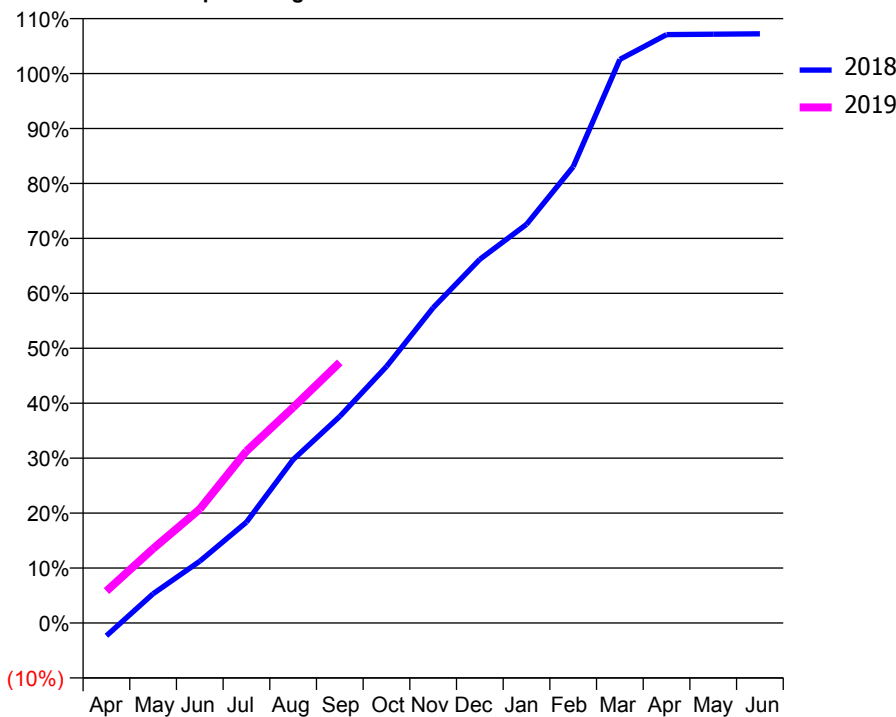
ACCESS*

Patients seen in 24 months	Total	Change since previous quarter
Quarter ending September 2017	7,753	
Quarter ending December 2017	7,723	→
Quarter ending March 2018	8,514	↑
Quarter ending June 2018	8,828	↑
Quarter ending September 2018	9,193	↑
Variance since September 2017	18.6%	↑



ACTIVITY

Cumulative percentage of contracted UDA delivered 2018 & 2019



Month	Adjusted Scheduled Activity (UDA)	
	2018	2019
April	-515	1,278
May	1,170	2,974
June	2,476	4,560
July	4,038	6,884
August	6,544	8,631
September	8,272	10,435
October	10,271	
November	12,623	
December	14,563	
January	15,959	
February	18,269	
March	22,564	
April	23,559	
May	23,576	
June	23,592	

QUALITY

	Quantity	Base Number	Contract	AT	Region	England
% of FP17s for the same patient ID Re-attending within 3 months - Children	110	1,633	6.7%	10.6%	11.4%	11.6%
% of FP17s for the same patient ID Re-attending within 3 months - Adults	373	4,058	9.2%	14.0%	15.0%	15.5%
% of FP17s for the same patient ID Re-attending between 3 & 9 months - Children	882	1,633	54.0%	59.8%	59.9%	58.8%
% of FP17s for the same patient ID Re-attending between 3 & 9 months - Adults	1,790	4,058	44.1%	49.1%	52.0%	51.1%
% of FP17s for Band 1 Urgent Courses	377	5,119	7.4%	9.1%	8.0%	9.0%
% of FP17s Relating to Free Repair or Replacements	19	5,119	0.4%	0.7%	0.8%	0.8%
% of FP17s Relating to Continuations	5	5,119	0.1%	1.0%	0.9%	0.9%
% of Patients satisfied with the dentistry they have received	6	6	N/A	93.6%	93.5%	93.3%
% of Patients satisfied with the time they had to wait for an appointment	6	6	N/A	88.4%	89.1%	88.9%

* This is based on patients treated on this contract for their most recent course of treatment. Figures in italics indicate the base number of FP17s or Patient Questionnaire responses are less than 100. N/A is shown where the base number of responses is less than 10 during the period. % is calculated as Quantity/Base number*100

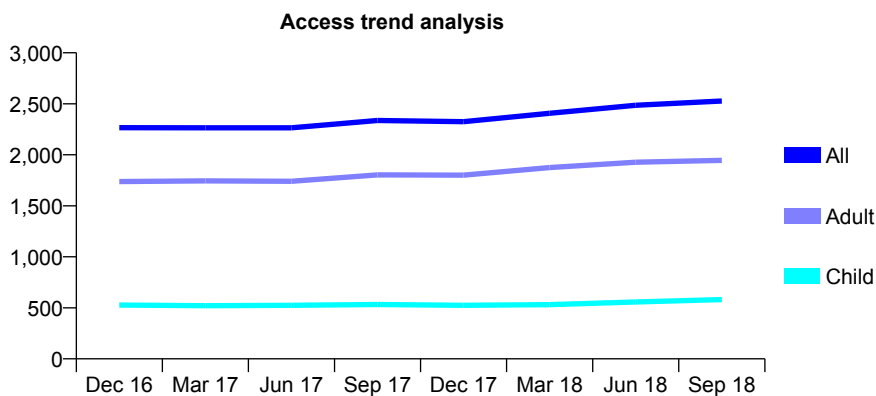
Q56 - Vital Signs At a Glance Contract Report for 926396/0001 - September 2018

Name or company name	MRS TL KLEINHANS
Contract type name	PDS Contract
Purpose of contract	General
Contract start date	01/04/2010
Contract end date	31/03/2019

18/19 Contracted general activity (UDA)	6,600
Carry forward general activity (UDA)	0
18/19 Contracted orthodontic activity (UOA)	0
Carry forward orthodontic activity (UOA)	0
Baseline contract value	£164,660.01

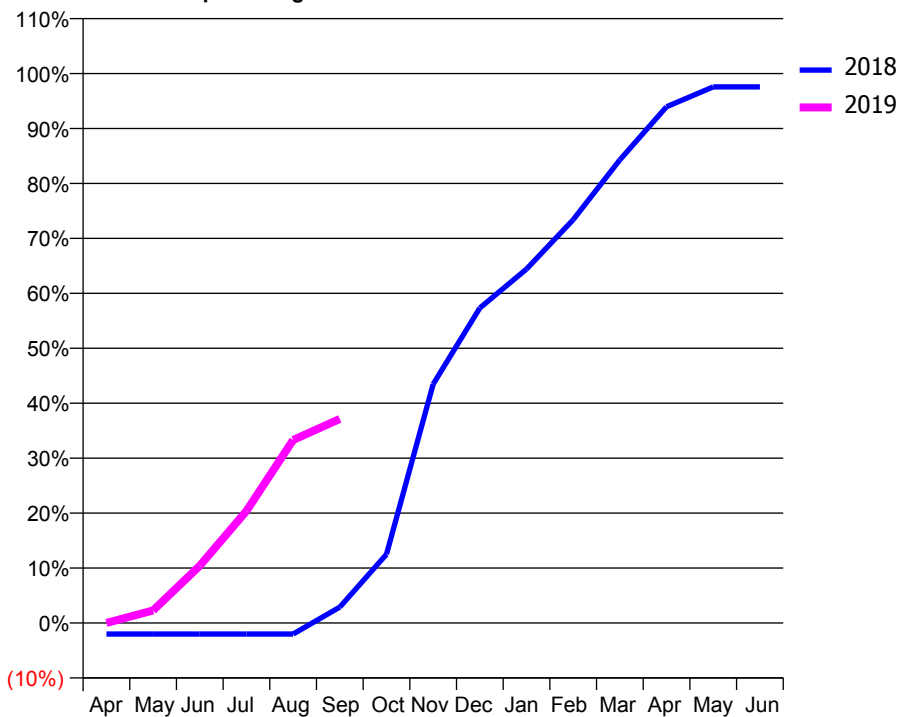
ACCESS*

Patients seen in 24 months	Total	Change since previous quarter
Quarter ending September 2017	2,336	
Quarter ending December 2017	2,325	→
Quarter ending March 2018	2,407	↑
Quarter ending June 2018	2,486	↑
Quarter ending September 2018	2,527	→
Variance since September 2017	8.2%	↑



ACTIVITY

Cumulative percentage of contracted UDA delivered 2018 & 2019



Adjusted Scheduled Activity (UDA)		
Month	2018	2019
April	-134	0
May	-134	151
June	-134	689
July	-134	1,346
August	-134	2,199
September	192	2,452
October	825	
November	2,870	
December	3,783	
January	4,251	
February	4,844	
March	5,563	
April	6,201	
May	6,439	
June	6,439	

QUALITY

	Quantity	Base Number	Contract	AT	Region	England
% of FP17s for the same patient ID Re-attending within 3 months - Children	14	482	2.9%	10.6%	11.4%	11.6%
% of FP17s for the same patient ID Re-attending within 3 months - Adults	112	1,229	9.1%	14.0%	15.0%	15.5%
% of FP17s for the same patient ID Re-attending between 3 & 9 months - Children	295	482	61.2%	59.8%	59.9%	58.8%
% of FP17s for the same patient ID Re-attending between 3 & 9 months - Adults	669	1,229	54.4%	49.1%	52.0%	51.1%
% of FP17s for Band 1 Urgent Courses	13	1,285	1.0%	9.1%	8.0%	9.0%
% of FP17s Relating to Free Repair or Replacements	0	1,285	0.0%	0.7%	0.8%	0.8%
% of FP17s Relating to Continuations	1	1,285	0.1%	1.0%	0.9%	0.9%
% of Patients satisfied with the dentistry they have received	4	4	N/A	93.6%	93.5%	93.3%
% of Patients satisfied with the time they had to wait for an appointment	4	4	N/A	88.4%	89.1%	88.9%

* This is based on patients treated on this contract for their most recent course of treatment. Figures in italics indicate the base number of FP17s or Patient Questionnaire responses are less than 100. N/A is shown where the base number of responses is less than 10 during the period. % is calculated as Quantity/Base number*100

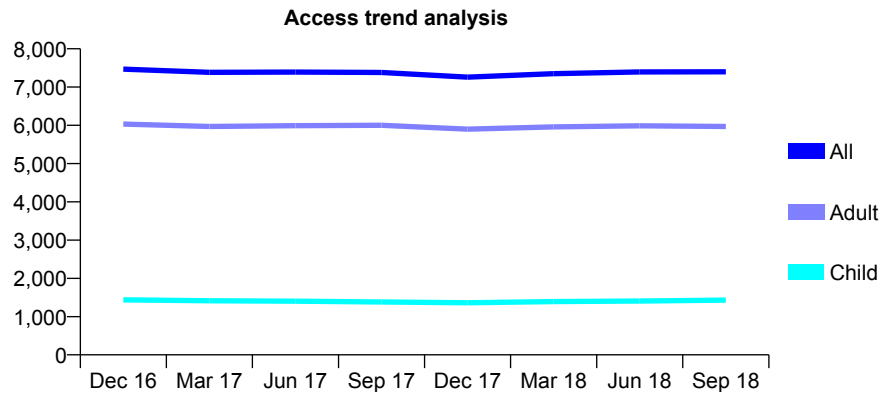
Q56 - Vital Signs At a Glance Contract Report for 927937/0001 - September 2018

Name or company name	MR NJ SUMSER-LUPSON
Contract type name	GDS Contract
Purpose of contract	General
Contract start date	01/04/2006
Contract end date	

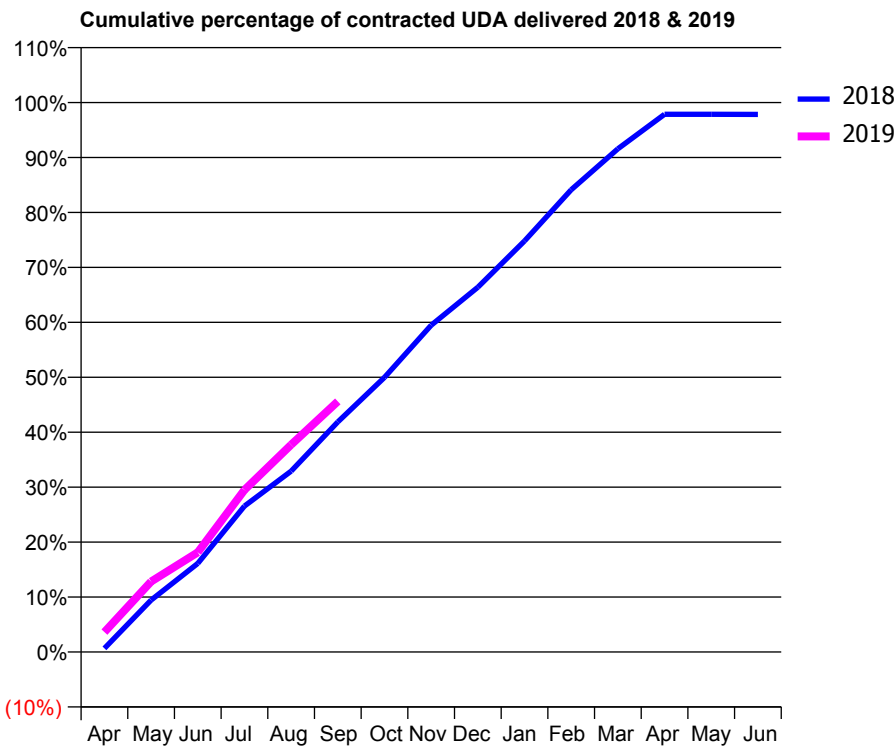
18/19 Contracted general activity (UDA)	15,939
Carry forward general activity (UDA)	0
18/19 Contracted orthodontic activity (UOA)	0
Carry forward orthodontic activity (UOA)	0
Baseline contract value	£361,348.71

ACCESS*

Patients seen in 24 months	Total	Change since previous quarter
Quarter ending September 2017	7,381	
Quarter ending December 2017	7,261	↓
Quarter ending March 2018	7,350	→
Quarter ending June 2018	7,396	→
Quarter ending September 2018	7,400	→
Variance since September 2017	0.3%	→



ACTIVITY



Month	Adjusted Scheduled Activity (UDA)	
	2018	2019
April	108	577
May	1,505	2,045
June	2,572	2,890
July	4,235	4,703
August	5,248	6,011
September	6,676	7,270
October	7,965	
November	9,480	
December	10,580	
January	11,924	
February	13,407	
March	14,596	
April	15,596	
May	15,597	
June	15,593	

QUALITY

	Quantity	Base Number	Contract	AT	Region	England
% of FP17s for the same patient ID Re-attending within 3 months - Children	49	1,117	4.4%	10.6%	11.4%	11.6%
% of FP17s for the same patient ID Re-attending within 3 months - Adults	576	4,215	13.7%	14.0%	15.0%	15.5%
% of FP17s for the same patient ID Re-attending between 3 & 9 months - Children	661	1,117	59.2%	59.8%	59.9%	58.8%
% of FP17s for the same patient ID Re-attending between 3 & 9 months - Adults	1,914	4,215	45.4%	49.1%	52.0%	51.1%
% of FP17s for Band 1 Urgent Courses	436	4,726	9.2%	9.1%	8.0%	9.0%
% of FP17s Relating to Free Repair or Replacements	29	4,726	0.6%	0.7%	0.8%	0.8%
% of FP17s Relating to Continuations	51	4,726	1.1%	1.0%	0.9%	0.9%
% of Patients satisfied with the dentistry they have received	7	7	N/A	93.6%	93.5%	93.3%
% of Patients satisfied with the time they had to wait for an appointment	6	7	N/A	88.4%	89.1%	88.9%

* This is based on patients treated on this contract for their most recent course of treatment. Figures in italics indicate the base number of FP17s or Patient Questionnaire responses are less than 100. N/A is shown where the base number of responses is less than 10 during the period. % is calculated as Quantity/Base number*100

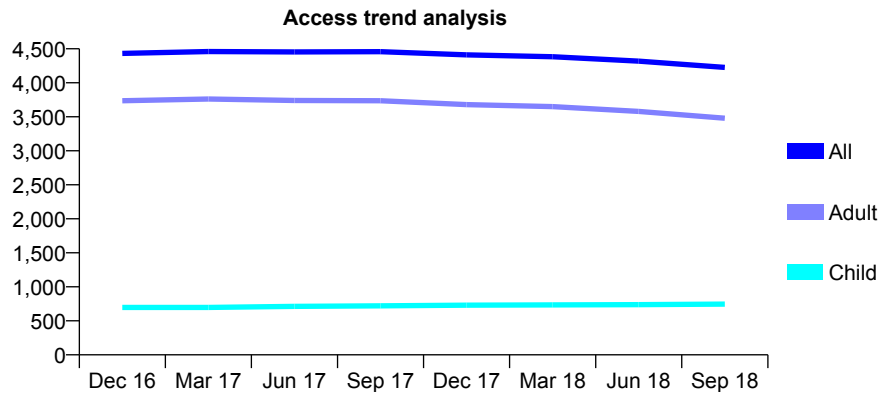
Q56 - Vital Signs At a Glance Contract Report for 929824/0001 - September 2018

Name or company name	Dental Surgery
Contract type name	GDS Contract
Purpose of contract	General
Contract start date	01/04/2006
Contract end date	

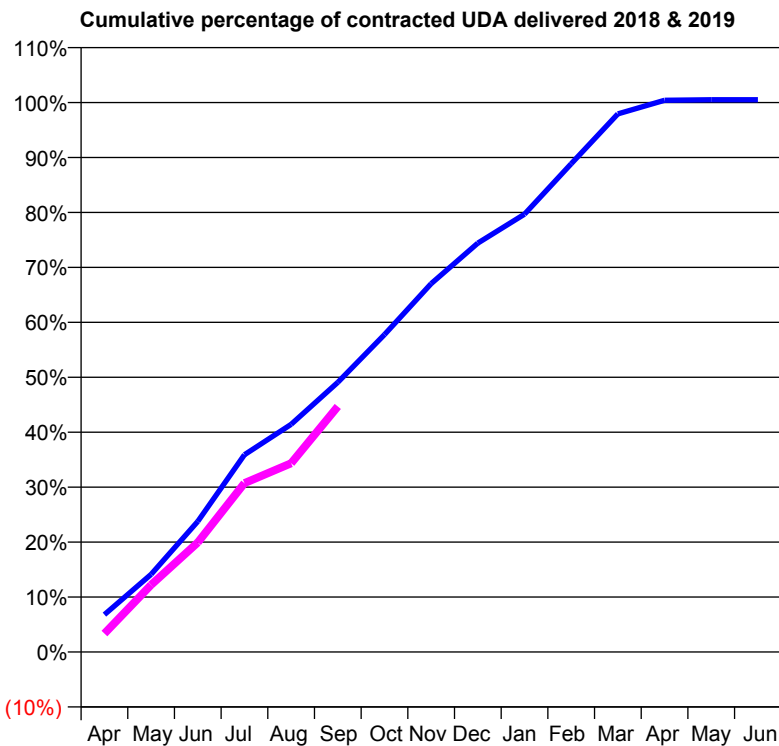
18/19 Contracted general activity (UDA)	10,295
Carry forward general activity (UDA)	0
18/19 Contracted orthodontic activity (UOA)	0
Carry forward orthodontic activity (UOA)	0
Baseline contract value	£252,789.85

ACCESS*

Patients seen in 24 months	Total	Change since previous quarter
Quarter ending September 2017	4,458	
Quarter ending December 2017	4,410	↓
Quarter ending March 2018	4,384	→
Quarter ending June 2018	4,318	↓
Quarter ending September 2018	4,226	↓
Variance since September 2017	(5.2%)	↓



ACTIVITY



Adjusted Scheduled Activity (UDA)		
Month	2018	2019
April	700	345
May	1,455	1,259
June	2,446	2,052
July	3,696	3,164
August	4,267	3,537
September	5,052	4,599
October	5,946	
November	6,903	
December	7,660	
January	8,203	
February	9,149	
March	10,082	
April	10,338	
May	10,348	
June	10,348	

QUALITY

	Quantity	Base Number	Contract	AT	Region	England
% of FP17s for the same patient ID Re-attending within 3 months - Children	47	599	7.8%	10.6%	11.4%	11.6%
% of FP17s for the same patient ID Re-attending within 3 months - Adults	326	2,471	13.2%	14.0%	15.0%	15.5%
% of FP17s for the same patient ID Re-attending between 3 & 9 months - Children	345	599	57.6%	59.8%	59.9%	58.8%
% of FP17s for the same patient ID Re-attending between 3 & 9 months - Adults	1,395	2,471	56.5%	49.1%	52.0%	51.1%
% of FP17s for Band 1 Urgent Courses	172	2,939	5.9%	9.1%	8.0%	9.0%
% of FP17s Relating to Free Repair or Replacements	34	2,939	1.2%	0.7%	0.8%	0.8%
% of FP17s Relating to Continuations	20	2,939	0.7%	1.0%	0.9%	0.9%
% of Patients satisfied with the dentistry they have received	2	2	N/A	93.6%	93.5%	93.3%
% of Patients satisfied with the time they had to wait for an appointment	2	2	N/A	88.4%	89.1%	88.9%

* This is based on patients treated on this contract for their most recent course of treatment. Figures in italics indicate the base number of FP17s or Patient Questionnaire responses are less than 100. N/A is shown where the base number of responses is less than 10 during the period. % is calculated as Quantity/Base number*100

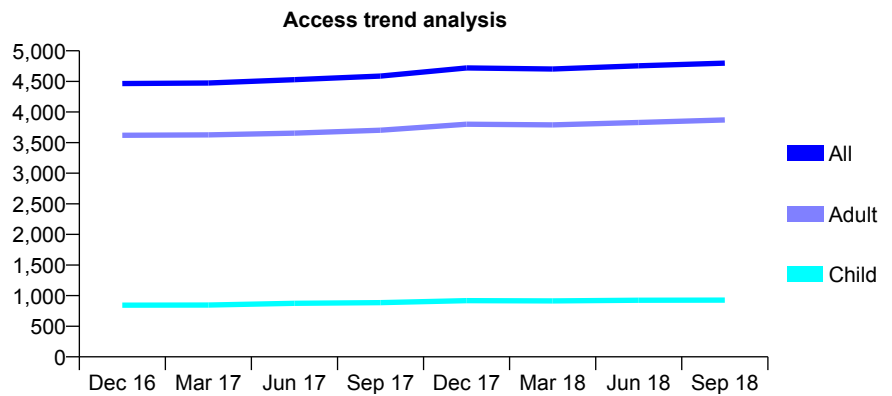
Q56 - Vital Signs At a Glance Contract Report for 931411/0003 - September 2018

Name or company name	MR M PATEL
Contract type name	GDS Contract
Purpose of contract	General
Contract start date	01/07/2012
Contract end date	

18/19 Contracted general activity (UDA)	15,000
Carry forward general activity (UDA)	0
18/19 Contracted orthodontic activity (UOA)	0
Carry forward orthodontic activity (UOA)	0
Baseline contract value	£381,569.61

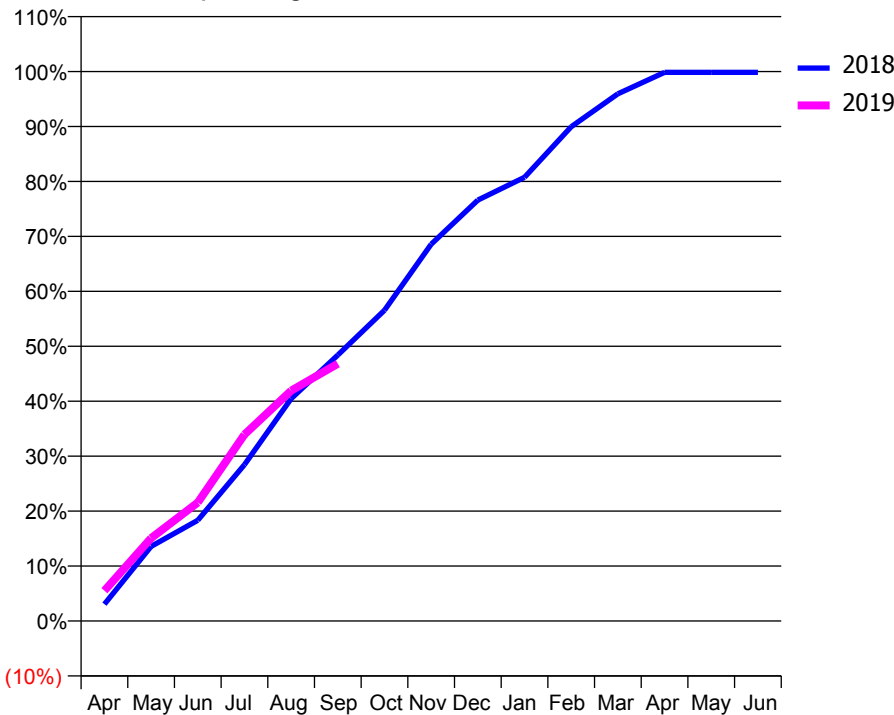
ACCESS*

Patients seen in 24 months	Total	Change since previous quarter
Quarter ending September 2017	4,587	
Quarter ending December 2017	4,719	↑
Quarter ending March 2018	4,702	→
Quarter ending June 2018	4,754	→
Quarter ending September 2018	4,799	→
Variance since September 2017	4.6%	↑



ACTIVITY

Cumulative percentage of contracted UDA delivered 2018 & 2019



Month	Adjusted Scheduled Activity (UDA)	
	2018	2019
April	462	828
May	2,038	2,261
June	2,752	3,234
July	4,268	5,091
August	6,068	6,287
September	7,261	7,023
October	8,485	
November	10,283	
December	11,490	
January	12,112	
February	13,493	
March	14,391	
April	14,977	
May	14,977	
June	14,977	

QUALITY

	Quantity	Base Number	Contract	AT	Region	England
% of FP17s for the same patient ID Re-attending within 3 months - Children	25	829	3.0%	10.6%	11.4%	11.6%
% of FP17s for the same patient ID Re-attending within 3 months - Adults	391	3,077	12.7%	14.0%	15.0%	15.5%
% of FP17s for the same patient ID Re-attending between 3 & 9 months - Children	617	829	74.4%	59.8%	59.9%	58.8%
% of FP17s for the same patient ID Re-attending between 3 & 9 months - Adults	1,865	3,077	60.6%	49.1%	52.0%	51.1%
% of FP17s for Band 1 Urgent Courses	289	3,566	8.1%	9.1%	8.0%	9.0%
% of FP17s Relating to Free Repair or Replacements	21	3,566	0.6%	0.7%	0.8%	0.8%
% of FP17s Relating to Continuations	32	3,566	0.9%	1.0%	0.9%	0.9%
% of Patients satisfied with the dentistry they have received	6	7	N/A	93.6%	93.5%	93.3%
% of Patients satisfied with the time they had to wait for an appointment	7	7	N/A	88.4%	89.1%	88.9%

* This is based on patients treated on this contract for their most recent course of treatment. Figures in italics indicate the base number of FP17s or Patient Questionnaire responses are less than 100. N/A is shown where the base number of responses is less than 10 during the period. % is calculated as Quantity/Base number*100

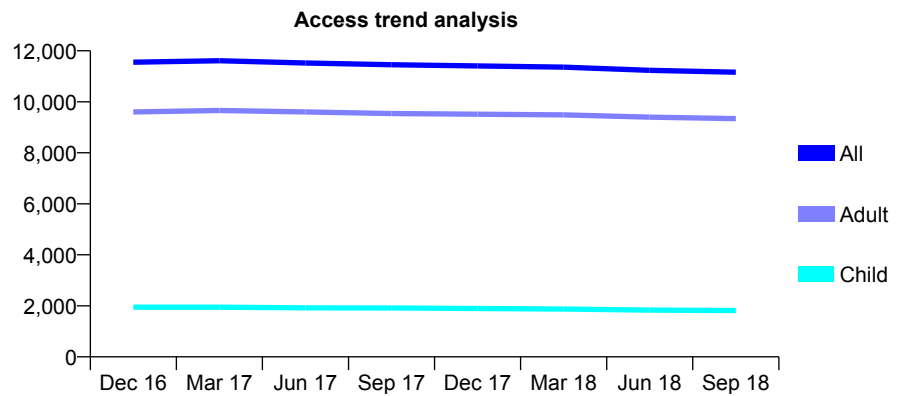
Q56 - Vital Signs At a Glance Contract Report for 931764/0001 - September 2018

Name or company name	MR MF BERGENDAL
Contract type name	GDS Contract
Purpose of contract	General
Contract start date	01/12/2014
Contract end date	

18/19 Contracted general activity (UDA)	28,637
Carry forward general activity (UDA)	0
18/19 Contracted orthodontic activity (UOA)	0
Carry forward orthodontic activity (UOA)	0
Baseline contract value	£624,846.47

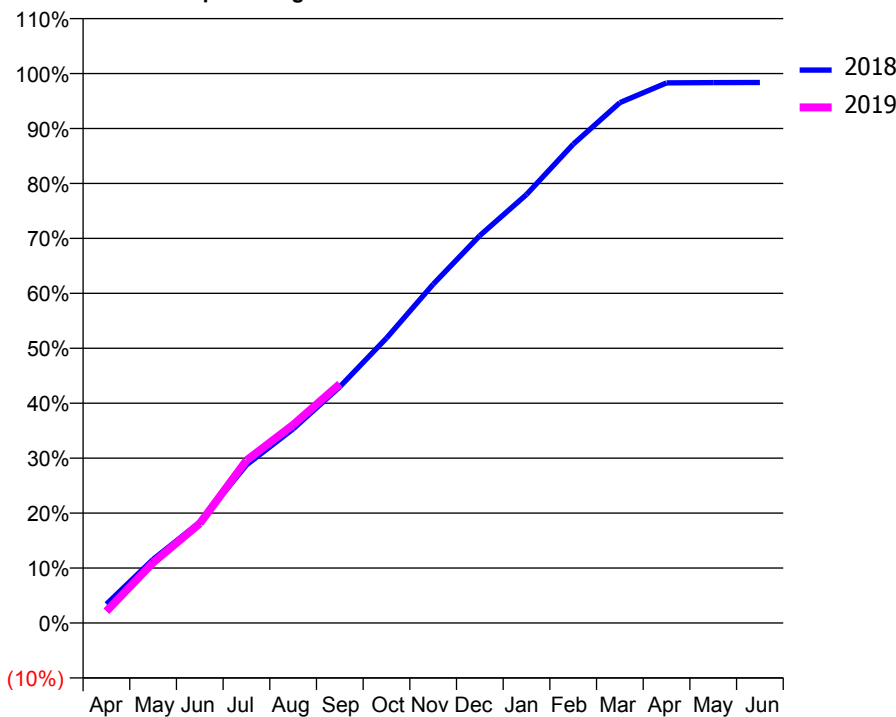
ACCESS*

Patients seen in 24 months	Total	Change since previous quarter
Quarter ending September 2017	11,452	
Quarter ending December 2017	11,409	→
Quarter ending March 2018	11,360	→
Quarter ending June 2018	11,234	↓
Quarter ending September 2018	11,161	→
Variance since September 2017	(2.5%)	↓



ACTIVITY

Cumulative percentage of contracted UDA delivered 2018 & 2019



Month	Adjusted Scheduled Activity (UDA)	
	2018	2019
April	982	612
May	3,318	3,150
June	5,250	5,185
July	8,241	8,475
August	10,115	10,330
September	12,309	12,458
October	14,847	
November	17,656	
December	20,192	
January	22,335	
February	24,955	
March	27,117	
April	28,148	
May	28,164	
June	28,167	

QUALITY

	Quantity	Base Number	Contract	AT	Region	England
% of FP17s for the same patient ID Re-attending within 3 months - Children	65	1,301	5.0%	10.6%	11.4%	11.6%
% of FP17s for the same patient ID Re-attending within 3 months - Adults	858	6,904	12.4%	14.0%	15.0%	15.5%
% of FP17s for the same patient ID Re-attending between 3 & 9 months - Children	798	1,301	61.3%	59.8%	59.9%	58.8%
% of FP17s for the same patient ID Re-attending between 3 & 9 months - Adults	3,892	6,904	56.4%	49.1%	52.0%	51.1%
% of FP17s for Band 1 Urgent Courses	552	7,582	7.3%	9.1%	8.0%	9.0%
% of FP17s Relating to Free Repair or Replacements	78	7,582	1.0%	0.7%	0.8%	0.8%
% of FP17s Relating to Continuations	110	7,582	1.5%	1.0%	0.9%	0.9%
% of Patients satisfied with the dentistry they have received	13	13	100.0%	93.6%	93.5%	93.3%
% of Patients satisfied with the time they had to wait for an appointment	13	13	100.0%	88.4%	89.1%	88.9%

* This is based on patients treated on this contract for their most recent course of treatment. Figures in italics indicate the base number of FP17s or Patient Questionnaire responses are less than 100. N/A is shown where the base number of responses is less than 10 during the period. % is calculated as Quantity/Base number*100

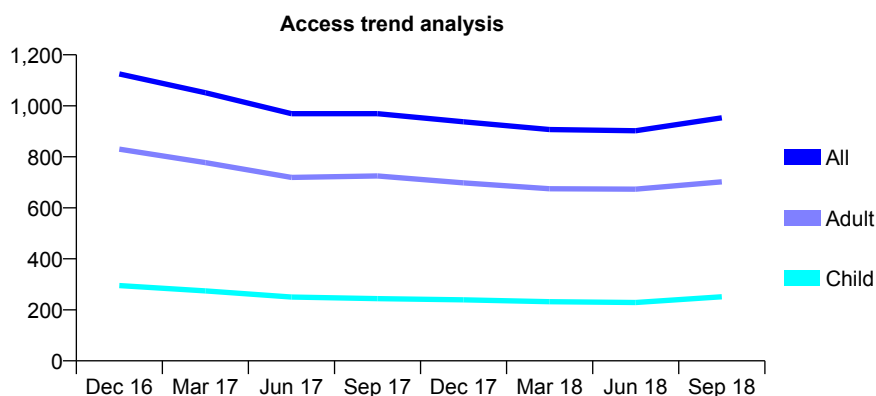
Q56 - Vital Signs At a Glance Contract Report for 934844/0001 - September 2018

Name or company name	MR S GHASEMZADEH KERMANSHAHI
Contract type name	GDS Contract
Purpose of contract	General
Contract start date	01/04/2006
Contract end date	

18/19 Contracted general activity (UDA)	2,457
Carry forward general activity (UDA)	0
18/19 Contracted orthodontic activity (UOA)	0
Carry forward orthodontic activity (UOA)	0
Baseline contract value	£61,883.08

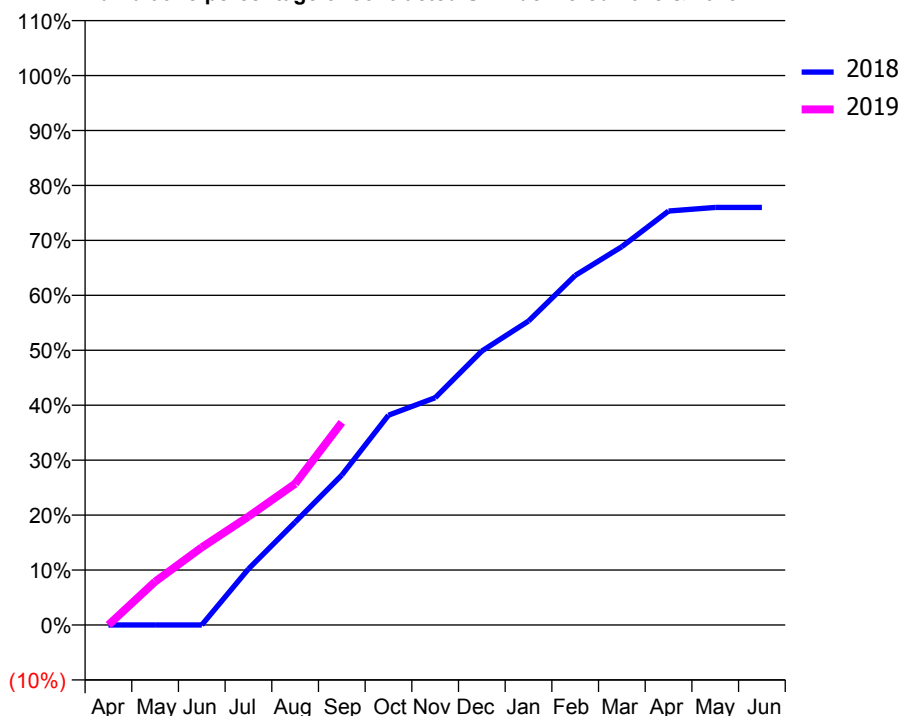
ACCESS*

Patients seen in 24 months	Total	Change since previous quarter
Quarter ending September 2017	969	
Quarter ending December 2017	937	↓
Quarter ending March 2018	907	↓
Quarter ending June 2018	902	→
Quarter ending September 2018	953	↑
Variance since September 2017	(1.7%)	↓



ACTIVITY

Cumulative percentage of contracted UDA delivered 2018 & 2019



Adjusted Scheduled Activity (UDA)		
Month	2018	2019
April	0	0
May	0	194
June	0	347
July	251	485
August	460	632
September	670	906
October	938	
November	1,016	
December	1,225	
January	1,359	
February	1,563	
March	1,692	
April	1,851	
May	1,867	
June	1,867	

QUALITY

	Quantity	Base Number	Contract	AT	Region	England
% of FP17s for the same patient ID Re-attending within 3 months - Children	0	144	0.0%	10.6%	11.4%	11.6%
% of FP17s for the same patient ID Re-attending within 3 months - Adults	36	443	8.1%	14.0%	15.0%	15.5%
% of FP17s for the same patient ID Re-attending between 3 & 9 months - Children	59	144	41.0%	59.8%	59.9%	58.8%
% of FP17s for the same patient ID Re-attending between 3 & 9 months - Adults	208	443	47.0%	49.1%	52.0%	51.1%
% of FP17s for Band 1 Urgent Courses	40	508	7.9%	9.1%	8.0%	9.0%
% of FP17s Relating to Free Repair or Replacements	0	508	0.0%	0.7%	0.8%	0.8%
% of FP17s Relating to Continuations	0	508	0.0%	1.0%	0.9%	0.9%
% of Patients satisfied with the dentistry they have received	0	0	N/A	93.6%	93.5%	93.3%
% of Patients satisfied with the time they had to wait for an appointment	0	0	N/A	88.4%	89.1%	88.9%

* This is based on patients treated on this contract for their most recent course of treatment. Figures in italics indicate the base number of FP17s or Patient Questionnaire responses are less than 100. N/A is shown where the base number of responses is less than 10 during the period. % is calculated as Quantity/Base number*100

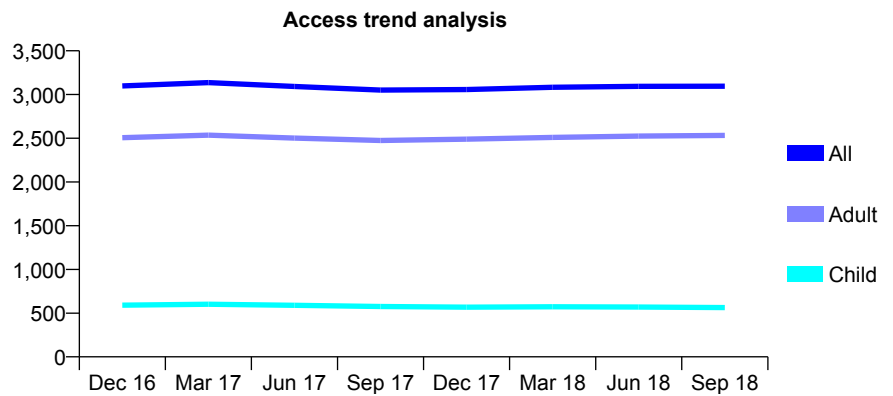
Q56 - Vital Signs At a Glance Contract Report for 936618/0001 - September 2018

Name or company name	MR MR GOODARZI
Contract type name	GDS Contract
Purpose of contract	General
Contract start date	01/04/2006
Contract end date	

18/19 Contracted general activity (UDA)	9,500
Carry forward general activity (UDA)	0
18/19 Contracted orthodontic activity (UOA)	0
Carry forward orthodontic activity (UOA)	0
Baseline contract value	£245,920.40

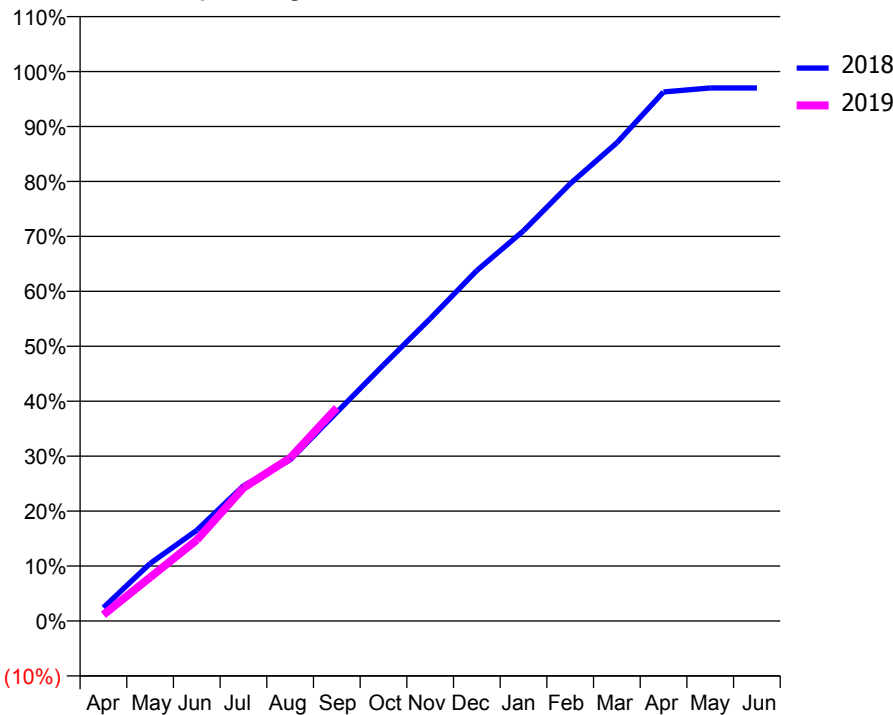
ACCESS*

Patients seen in 24 months	Total	Change since previous quarter
Quarter ending September 2017	3,051	
Quarter ending December 2017	3,057	→
Quarter ending March 2018	3,083	→
Quarter ending June 2018	3,093	→
Quarter ending September 2018	3,095	→
Variance since September 2017	1.4%	→



ACTIVITY

Cumulative percentage of contracted UDA delivered 2018 & 2019



Month	Adjusted Scheduled Activity (UDA)	
	2018	2019
April	244	106
May	1,046	756
June	1,651	1,401
July	2,462	2,301
August	2,933	2,818
September	3,800	3,688
October	4,662	
November	5,503	
December	6,377	
January	7,101	
February	7,958	
March	8,704	
April	9,627	
May	9,701	
June	9,701	

QUALITY

	Quantity	Base Number	Contract	AT	Region	England
% of FP17s for the same patient ID Re-attending within 3 months - Children	20	398	5.0%	10.6%	11.4%	11.6%
% of FP17s for the same patient ID Re-attending within 3 months - Adults	272	1,744	15.6%	14.0%	15.0%	15.5%
% of FP17s for the same patient ID Re-attending between 3 & 9 months - Children	250	398	62.8%	59.8%	59.9%	58.8%
% of FP17s for the same patient ID Re-attending between 3 & 9 months - Adults	778	1,744	44.6%	49.1%	52.0%	51.1%
% of FP17s for Band 1 Urgent Courses	192	1,782	10.8%	9.1%	8.0%	9.0%
% of FP17s Relating to Free Repair or Replacements	10	1,782	0.6%	0.7%	0.8%	0.8%
% of FP17s Relating to Continuations	20	1,782	1.1%	1.0%	0.9%	0.9%
% of Patients satisfied with the dentistry they have received	1	1	N/A	93.6%	93.5%	93.3%
% of Patients satisfied with the time they had to wait for an appointment	1	1	N/A	88.4%	89.1%	88.9%

* This is based on patients treated on this contract for their most recent course of treatment. Figures in italics indicate the base number of FP17s or Patient Questionnaire responses are less than 100. N/A is shown where the base number of responses is less than 10 during the period. % is calculated as Quantity/Base number*100

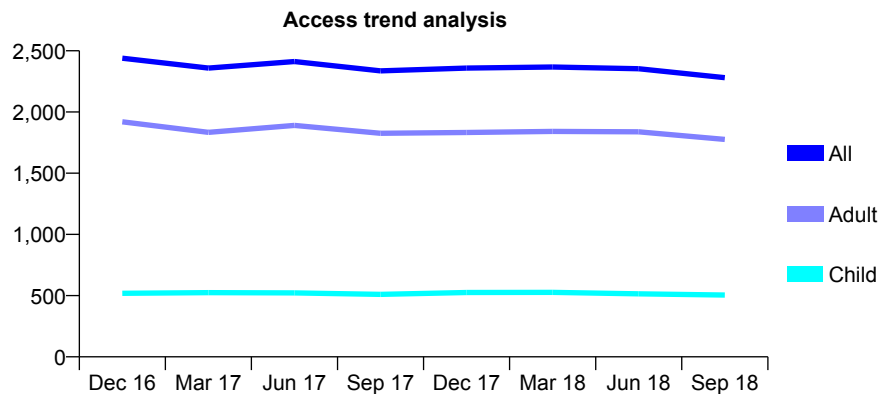
Q56 - Vital Signs At a Glance Contract Report for 943509/0001 - September 2018

Name or company name	MR A ABDOLLAHI
Contract type name	GDS Contract
Purpose of contract	General
Contract start date	01/04/2006
Contract end date	

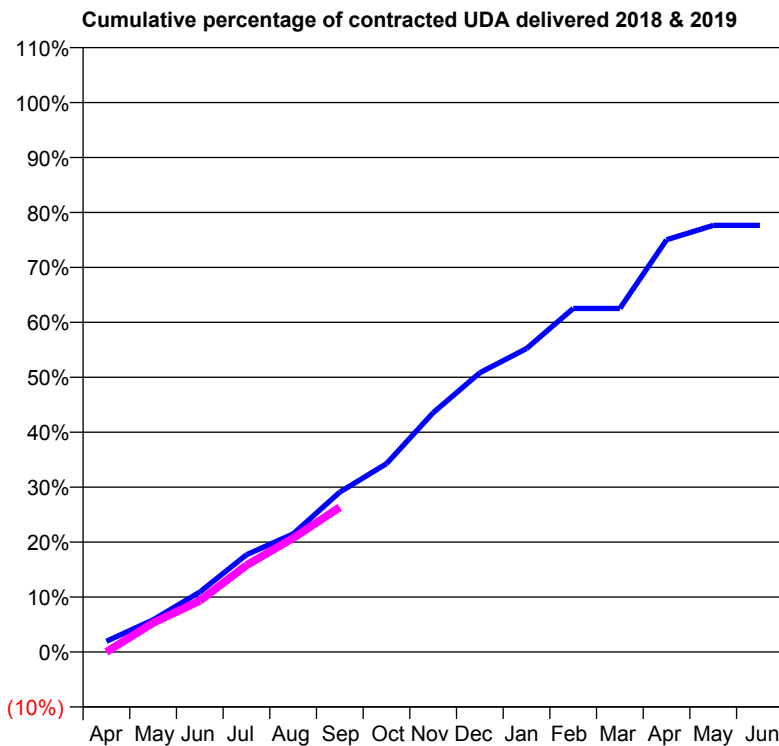
18/19 Contracted general activity (UDA)	11,000
Carry forward general activity (UDA)	0
18/19 Contracted orthodontic activity (UOA)	0
Carry forward orthodontic activity (UOA)	0
Baseline contract value	£293,323.65

ACCESS*

Patients seen in 24 months	Total	Change since previous quarter
Quarter ending September 2017	2,336	
Quarter ending December 2017	2,359	→
Quarter ending March 2018	2,368	→
Quarter ending June 2018	2,353	→
Quarter ending September 2018	2,281	↓
Variance since September 2017	(2.4%)	↓



ACTIVITY



Adjusted Scheduled Activity (UDA)		
Month	2018	2019
April	214	0
May	643	584
June	1,199	1,027
July	1,949	1,736
August	2,365	2,280
September	3,202	2,898
October	3,770	
November	4,791	
December	5,590	
January	6,075	
February	6,879	
March	6,879	
April	8,252	
May	8,540	
June	8,540	

QUALITY

	Quantity	Base Number	Contract	AT	Region	England
% of FP17s for the same patient ID Re-attending within 3 months - Children	16	382	4.2%	10.6%	11.4%	11.6%
% of FP17s for the same patient ID Re-attending within 3 months - Adults	113	1,273	8.9%	14.0%	15.0%	15.5%
% of FP17s for the same patient ID Re-attending between 3 & 9 months - Children	241	382	63.1%	59.8%	59.9%	58.8%
% of FP17s for the same patient ID Re-attending between 3 & 9 months - Adults	789	1,273	62.0%	49.1%	52.0%	51.1%
% of FP17s for Band 1 Urgent Courses	101	1,155	8.7%	9.1%	8.0%	9.0%
% of FP17s Relating to Free Repair or Replacements	0	1,155	0.0%	0.7%	0.8%	0.8%
% of FP17s Relating to Continuations	0	1,155	0.0%	1.0%	0.9%	0.9%
% of Patients satisfied with the dentistry they have received	0	0	N/A	93.6%	93.5%	93.3%
% of Patients satisfied with the time they had to wait for an appointment	0	0	N/A	88.4%	89.1%	88.9%

* This is based on patients treated on this contract for their most recent course of treatment. Figures in italics indicate the base number of FP17s or Patient Questionnaire responses are less than 100. N/A is shown where the base number of responses is less than 10 during the period. % is calculated as Quantity/Base number*100

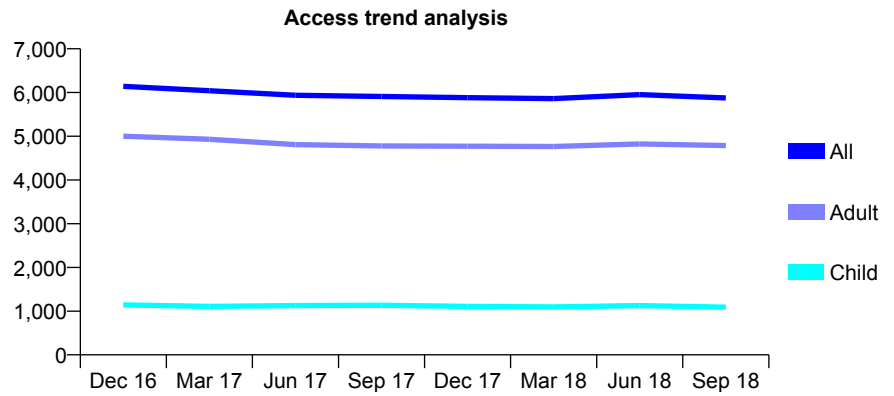
Q56 - Vital Signs At a Glance Contract Report for 949558/0001 - September 2018

Name or company name	MR DF EVANS
Contract type name	GDS Contract
Purpose of contract	General
Contract start date	02/11/2007
Contract end date	

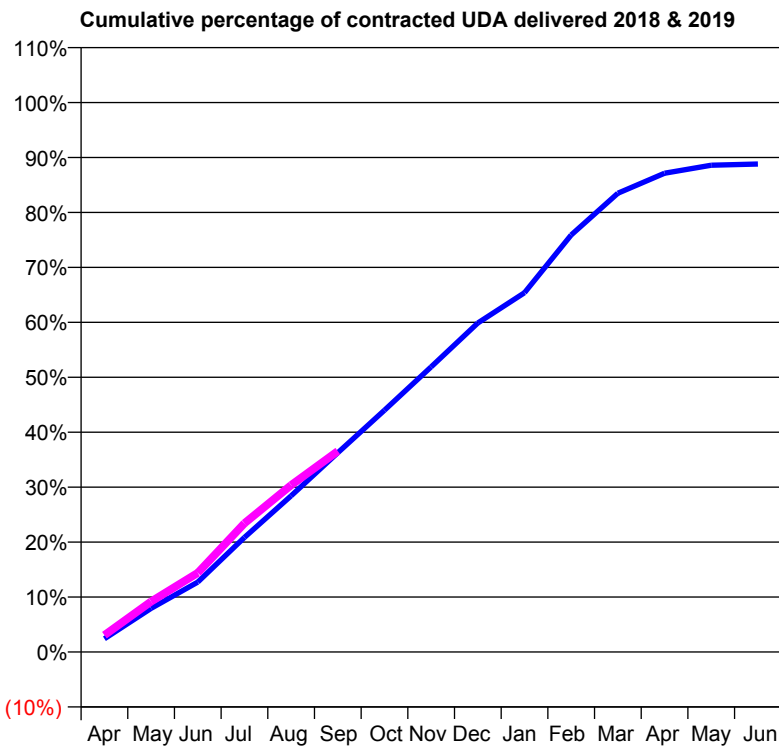
18/19 Contracted general activity (UDA)	19,076
Carry forward general activity (UDA)	0
18/19 Contracted orthodontic activity (UOA)	0
Carry forward orthodontic activity (UOA)	0
Baseline contract value	£455,391.46

ACCESS*

Patients seen in 24 months	Total	Change since previous quarter
Quarter ending September 2017	5,911	
Quarter ending December 2017	5,882	→
Quarter ending March 2018	5,861	→
Quarter ending June 2018	5,951	→
Quarter ending September 2018	5,875	↓
Variance since September 2017	(0.6%)	→



ACTIVITY



Month	Adjusted Scheduled Activity (UDA)	
	2018	2019
April	463	588
May	1,515	1,753
June	2,427	2,749
July	3,980	4,467
August	5,422	5,795
September	6,917	6,974
October	8,394	
November	9,898	
December	11,422	
January	12,473	
February	14,480	
March	15,928	
April	16,622	
May	16,900	
June	16,939	

QUALITY

	Quantity	Base Number	Contract	AT	Region	England
% of FP17s for the same patient ID Re-attending within 3 months - Children	52	739	7.0%	10.6%	11.4%	11.6%
% of FP17s for the same patient ID Re-attending within 3 months - Adults	507	3,213	15.8%	14.0%	15.0%	15.5%
% of FP17s for the same patient ID Re-attending between 3 & 9 months - Children	375	739	50.7%	59.8%	59.9%	58.8%
% of FP17s for the same patient ID Re-attending between 3 & 9 months - Adults	1,408	3,213	43.8%	49.1%	52.0%	51.1%
% of FP17s for Band 1 Urgent Courses	390	3,410	11.4%	9.1%	8.0%	9.0%
% of FP17s Relating to Free Repair or Replacements	31	3,410	0.9%	0.7%	0.8%	0.8%
% of FP17s Relating to Continuations	90	3,410	2.6%	1.0%	0.9%	0.9%
% of Patients satisfied with the dentistry they have received	8	8	N/A	93.6%	93.5%	93.3%
% of Patients satisfied with the time they had to wait for an appointment	7	8	N/A	88.4%	89.1%	88.9%

* This is based on patients treated on this contract for their most recent course of treatment. Figures in italics indicate the base number of FP17s or Patient Questionnaire responses are less than 100. N/A is shown where the base number of responses is less than 10 during the period. % is calculated as Quantity/Base number*100

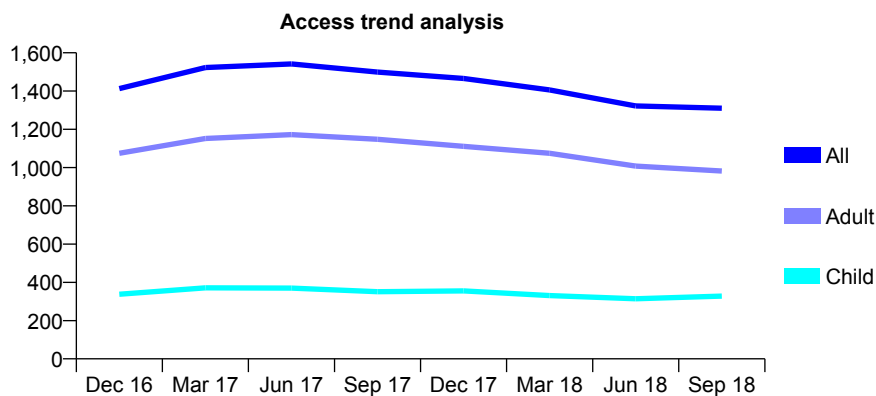
Q56 - Vital Signs At a Glance Contract Report for 949558/0002 - September 2018

Name or company name	MR DF EVANS
Contract type name	GDS Contract
Purpose of contract	General
Contract start date	01/02/2012
Contract end date	

18/19 Contracted general activity (UDA)	4,241
Carry forward general activity (UDA)	0
18/19 Contracted orthodontic activity (UOA)	0
Carry forward orthodontic activity (UOA)	0
Baseline contract value	£87,571.41

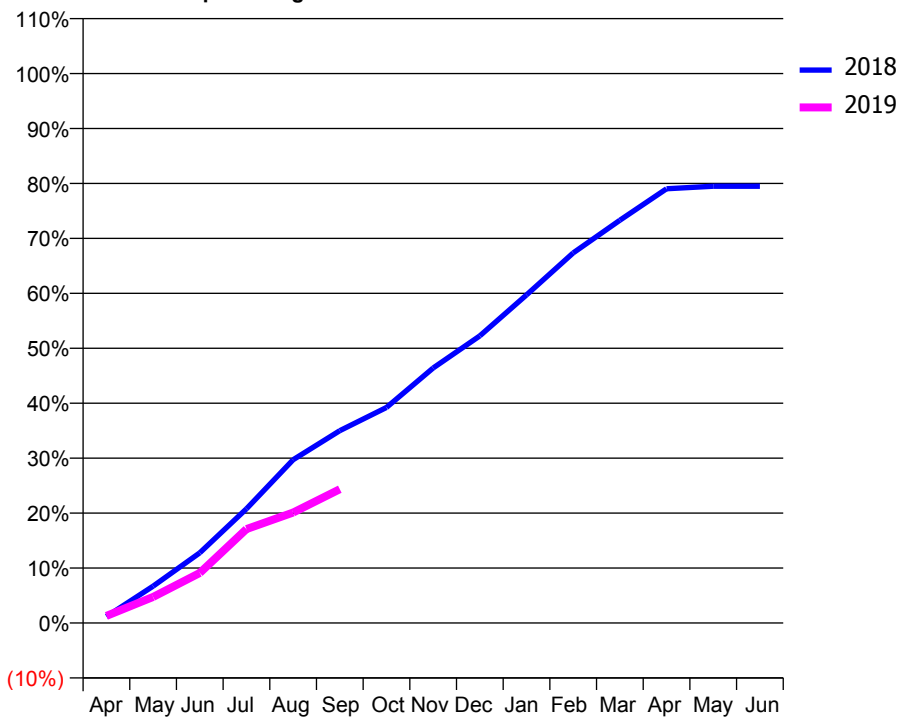
ACCESS*

Patients seen in 24 months	Total	Change since previous quarter
Quarter ending September 2017	1,499	
Quarter ending December 2017	1,466	↓
Quarter ending March 2018	1,406	↓
Quarter ending June 2018	1,322	↓
Quarter ending September 2018	1,310	→
Variance since September 2017	(12.6%)	↓



ACTIVITY

Cumulative percentage of contracted UDA delivered 2018 & 2019



Adjusted Scheduled Activity (UDA)

Month	2018	2019
April	50	55
May	284	201
June	542	386
July	881	725
August	1,260	853
September	1,485	1,033
October	1,664	
November	1,968	
December	2,216	
January	2,532	
February	2,856	
March	3,108	
April	3,351	
May	3,371	
June	3,371	

QUALITY

	Quantity	Base Number	Contract	AT	Region	England
% of FP17s for the same patient ID Re-attending within 3 months - Children	16	214	7.5%	10.6%	11.4%	11.6%
% of FP17s for the same patient ID Re-attending within 3 months - Adults	61	541	11.3%	14.0%	15.0%	15.5%
% of FP17s for the same patient ID Re-attending between 3 & 9 months - Children	88	214	41.1%	59.8%	59.9%	58.8%
% of FP17s for the same patient ID Re-attending between 3 & 9 months - Adults	235	541	43.4%	49.1%	52.0%	51.1%
% of FP17s for Band 1 Urgent Courses	74	638	11.6%	9.1%	8.0%	9.0%
% of FP17s Relating to Free Repair or Replacements	16	638	2.5%	0.7%	0.8%	0.8%
% of FP17s Relating to Continuations	7	638	1.1%	1.0%	0.9%	0.9%
% of Patients satisfied with the dentistry they have received	1	1	N/A	93.6%	93.5%	93.3%
% of Patients satisfied with the time they had to wait for an appointment	1	1	N/A	88.4%	89.1%	88.9%

* This is based on patients treated on this contract for their most recent course of treatment. Figures in italics indicate the base number of FP17s or Patient Questionnaire responses are less than 100. N/A is shown where the base number of responses is less than 10 during the period. % is calculated as Quantity/Base number*100

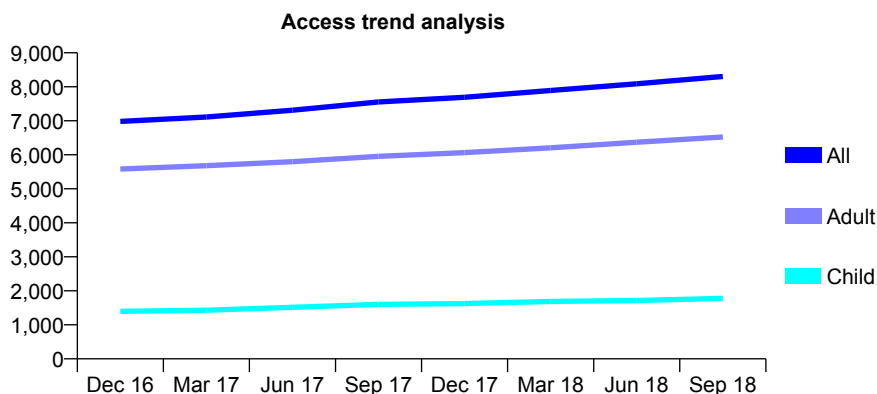
Q56 - Vital Signs At a Glance Contract Report for 962988/0001 - September 2018

Name or company name	MR HS PABARI
Contract type name	GDS Contract
Purpose of contract	General
Contract start date	01/01/2015
Contract end date	

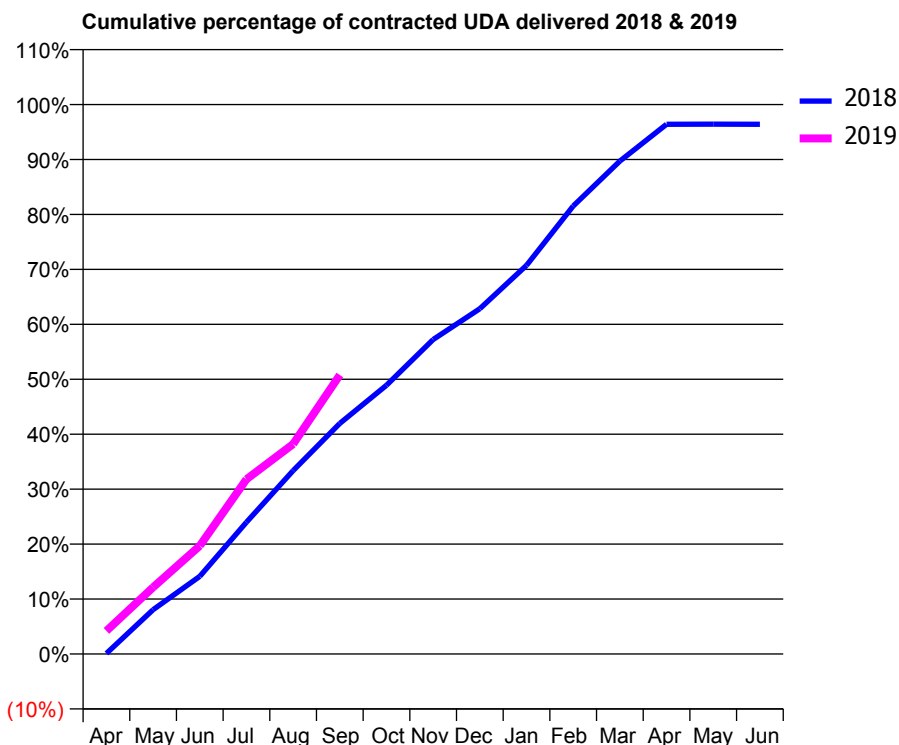
18/19 Contracted general activity (UDA)	21,687
Carry forward general activity (UDA)	0
18/19 Contracted orthodontic activity (UOA)	0
Carry forward orthodontic activity (UOA)	0
Baseline contract value	£509,894.81

ACCESS*

Patients seen in 24 months	Total	Change since previous quarter
Quarter ending September 2017	7,556	
Quarter ending December 2017	7,691	→
Quarter ending March 2018	7,893	↑
Quarter ending June 2018	8,088	↑
Quarter ending September 2018	8,305	↑
Variance since September 2017	9.9%	↑



ACTIVITY



Month	Adjusted Scheduled Activity (UDA)	
	2018	2019
April	24	913
May	1,752	2,631
June	3,064	4,273
July	5,202	6,896
August	7,240	8,285
September	9,104	11,011
October	10,608	
November	12,414	
December	13,629	
January	15,337	
February	17,679	
March	19,452	
April	20,904	
May	20,909	
June	20,908	

QUALITY

	Quantity	Base Number	Contract	AT	Region	England
% of FP17s for the same patient ID Re-attending within 3 months - Children	97	1,368	7.1%	10.6%	11.4%	11.6%
% of FP17s for the same patient ID Re-attending within 3 months - Adults	515	4,209	12.2%	14.0%	15.0%	15.5%
% of FP17s for the same patient ID Re-attending between 3 & 9 months - Children	751	1,368	54.9%	59.8%	59.9%	58.8%
% of FP17s for the same patient ID Re-attending between 3 & 9 months - Adults	1,833	4,209	43.5%	49.1%	52.0%	51.1%
% of FP17s for Band 1 Urgent Courses	410	5,092	8.1%	9.1%	8.0%	9.0%
% of FP17s Relating to Free Repair or Replacements	34	5,092	0.7%	0.7%	0.8%	0.8%
% of FP17s Relating to Continuations	15	5,092	0.3%	1.0%	0.9%	0.9%
% of Patients satisfied with the dentistry they have received	3	3	N/A	93.6%	93.5%	93.3%
% of Patients satisfied with the time they had to wait for an appointment	2	3	N/A	88.4%	89.1%	88.9%

* This is based on patients treated on this contract for their most recent course of treatment. Figures in italics indicate the base number of FP17s or Patient Questionnaire responses are less than 100. N/A is shown where the base number of responses is less than 10 during the period. % is calculated as Quantity/Base number*100

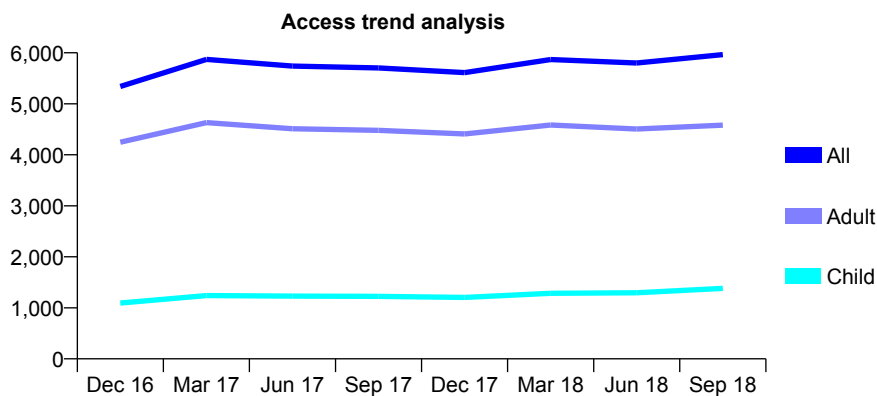
Q56 - Vital Signs At a Glance Contract Report for 966215/0001 - September 2018

Name or company name	A KAUR & A KOUR
Contract type name	GDS Contract
Purpose of contract	General
Contract start date	13/07/2010
Contract end date	

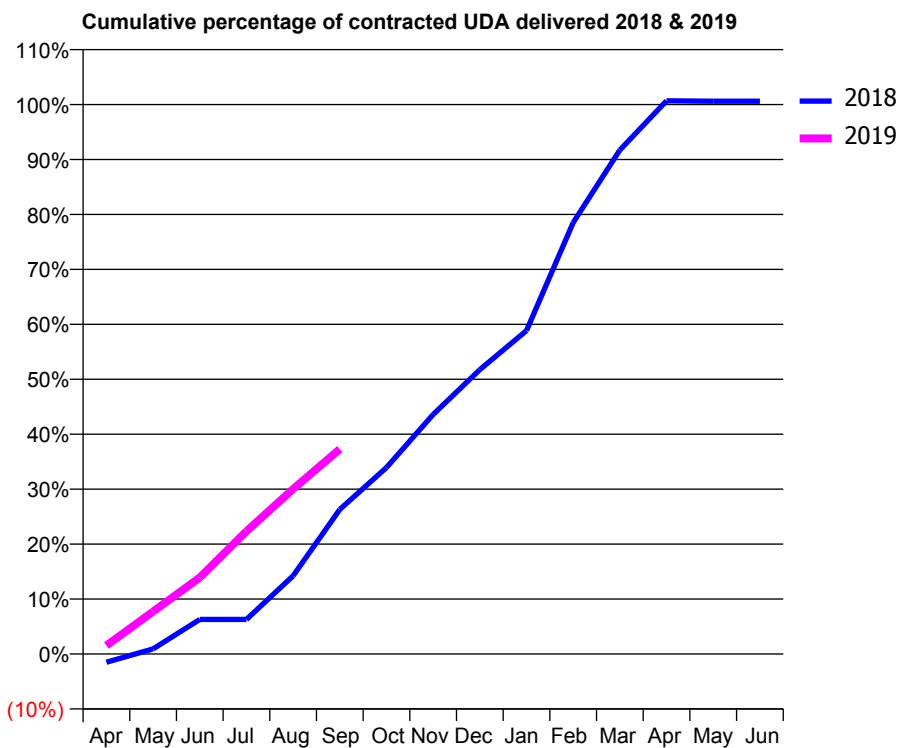
18/19 Contracted general activity (UDA)	20,404
Carry forward general activity (UDA)	0
18/19 Contracted orthodontic activity (UOA)	0
Carry forward orthodontic activity (UOA)	0
Baseline contract value	£506,152.78

ACCESS*

Patients seen in 24 months	Total	Change since previous quarter
Quarter ending September 2017	5,704	
Quarter ending December 2017	5,613	↓
Quarter ending March 2018	5,869	↑
Quarter ending June 2018	5,801	↓
Quarter ending September 2018	5,965	↑
Variance since September 2017	4.6%	↑



ACTIVITY



Month	Adjusted Scheduled Activity (UDA)	
	2018	2019
April	-261	316
May	163	1,578
June	1,084	2,837
July	1,084	4,556
August	2,453	6,129
September	4,532	7,609
October	5,845	
November	7,507	
December	8,910	
January	10,137	
February	13,520	
March	15,792	
April	17,334	
May	17,324	
June	17,324	

QUALITY

	Quantity	Base Number	Contract	AT	Region	England
% of FP17s for the same patient ID Re-attending within 3 months - Children	60	1,004	6.0%	10.6%	11.4%	11.6%
% of FP17s for the same patient ID Re-attending within 3 months - Adults	393	3,346	11.7%	14.0%	15.0%	15.5%
% of FP17s for the same patient ID Re-attending between 3 & 9 months - Children	617	1,004	61.5%	59.8%	59.9%	58.8%
% of FP17s for the same patient ID Re-attending between 3 & 9 months - Adults	2,190	3,346	65.5%	49.1%	52.0%	51.1%
% of FP17s for Band 1 Urgent Courses	310	3,889	8.0%	9.1%	8.0%	9.0%
% of FP17s Relating to Free Repair or Replacements	22	3,889	0.6%	0.7%	0.8%	0.8%
% of FP17s Relating to Continuations	1	3,889	0.0%	1.0%	0.9%	0.9%
% of Patients satisfied with the dentistry they have received	11	11	100.0%	93.6%	93.5%	93.3%
% of Patients satisfied with the time they had to wait for an appointment	10	11	90.9%	88.4%	89.1%	88.9%

* This is based on patients treated on this contract for their most recent course of treatment. Figures in italics indicate the base number of FP17s or Patient Questionnaire responses are less than 100. N/A is shown where the base number of responses is less than 10 during the period. % is calculated as Quantity/Base number*100

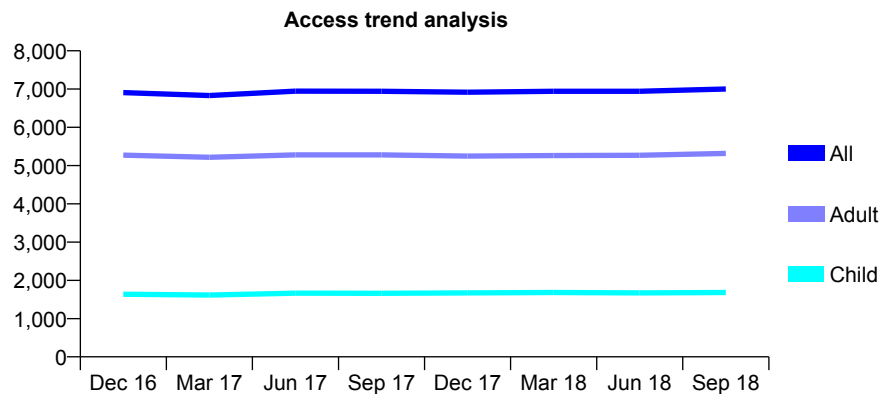
Q56 - Vital Signs At a Glance Contract Report for 968269/0002 - September 2018

Name or company name	MR IS LEIGHTON-SCOTT
Contract type name	GDS Contract
Purpose of contract	General
Contract start date	17/01/2013
Contract end date	

18/19 Contracted general activity (UDA)	17,000
Carry forward general activity (UDA)	0
18/19 Contracted orthodontic activity (UOA)	0
Carry forward orthodontic activity (UOA)	0
Baseline contract value	£391,621.51

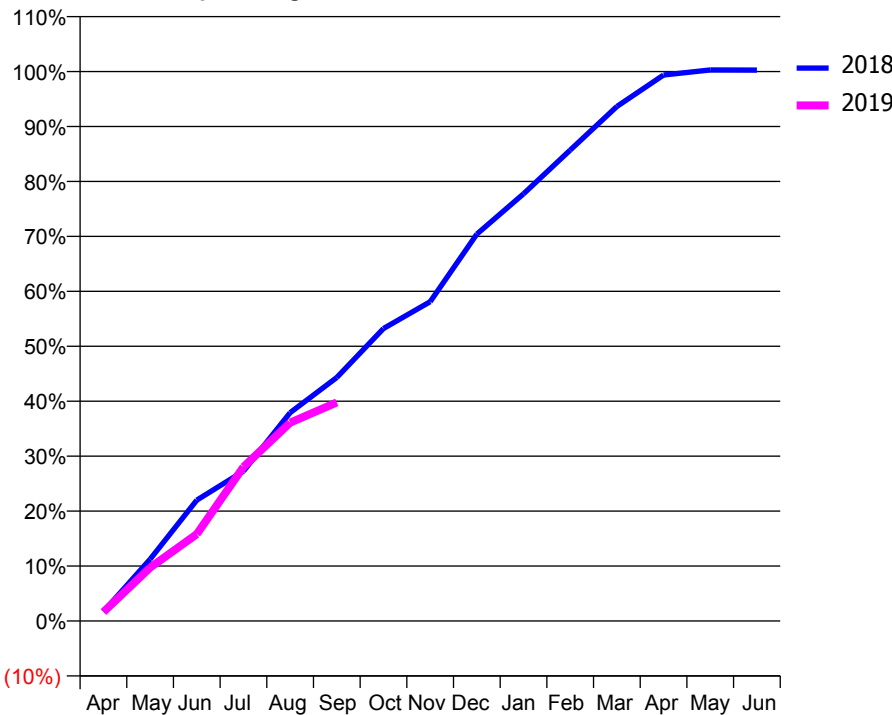
ACCESS*

Patients seen in 24 months	Total	Change since previous quarter
Quarter ending September 2017	6,941	
Quarter ending December 2017	6,919	→
Quarter ending March 2018	6,942	→
Quarter ending June 2018	6,941	→
Quarter ending September 2018	7,001	→
Variance since September 2017	0.9%	→



ACTIVITY

Cumulative percentage of contracted UDA delivered 2018 & 2019



Month	Adjusted Scheduled Activity (UDA)	
	2018	2019
April	289	280
May	1,913	1,652
June	3,741	2,686
July	4,633	4,767
August	6,445	6,137
September	7,533	6,763
October	9,050	
November	9,880	
December	11,970	
January	13,214	
February	14,568	
March	15,916	
April	16,893	
May	17,047	
June	17,044	

QUALITY

	Quantity	Base Number	Contract	AT	Region	England
% of FP17s for the same patient ID Re-attending within 3 months - Children	83	1,213	6.8%	10.6%	11.4%	11.6%
% of FP17s for the same patient ID Re-attending within 3 months - Adults	294	3,612	8.1%	14.0%	15.0%	15.5%
% of FP17s for the same patient ID Re-attending between 3 & 9 months - Children	774	1,213	63.8%	59.8%	59.9%	58.8%
% of FP17s for the same patient ID Re-attending between 3 & 9 months - Adults	2,265	3,612	62.7%	49.1%	52.0%	51.1%
% of FP17s for Band 1 Urgent Courses	259	4,191	6.2%	9.1%	8.0%	9.0%
% of FP17s Relating to Free Repair or Replacements	16	4,191	0.4%	0.7%	0.8%	0.8%
% of FP17s Relating to Continuations	25	4,191	0.6%	1.0%	0.9%	0.9%
% of Patients satisfied with the dentistry they have received	4	4	N/A	93.6%	93.5%	93.3%
% of Patients satisfied with the time they had to wait for an appointment	4	4	N/A	88.4%	89.1%	88.9%

* This is based on patients treated on this contract for their most recent course of treatment. Figures in italics indicate the base number of FP17s or Patient Questionnaire responses are less than 100. N/A is shown where the base number of responses is less than 10 during the period. % is calculated as Quantity/Base number*100

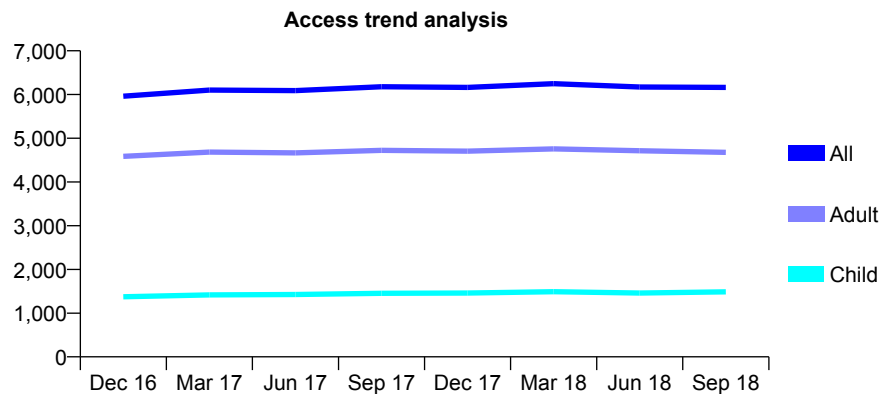
Q56 - Vital Signs At a Glance Contract Report for 982881/0001 - September 2018

Name or company name	Ramesh Sharma
Contract type name	Pilot Contract
Purpose of contract	General
Contract start date	01/04/2006
Contract end date	

18/19 Contracted general activity (UDA)	19,052
Carry forward general activity (UDA)	0
18/19 Contracted orthodontic activity (UOA)	0
Carry forward orthodontic activity (UOA)	0
Baseline contract value	£578,506.26

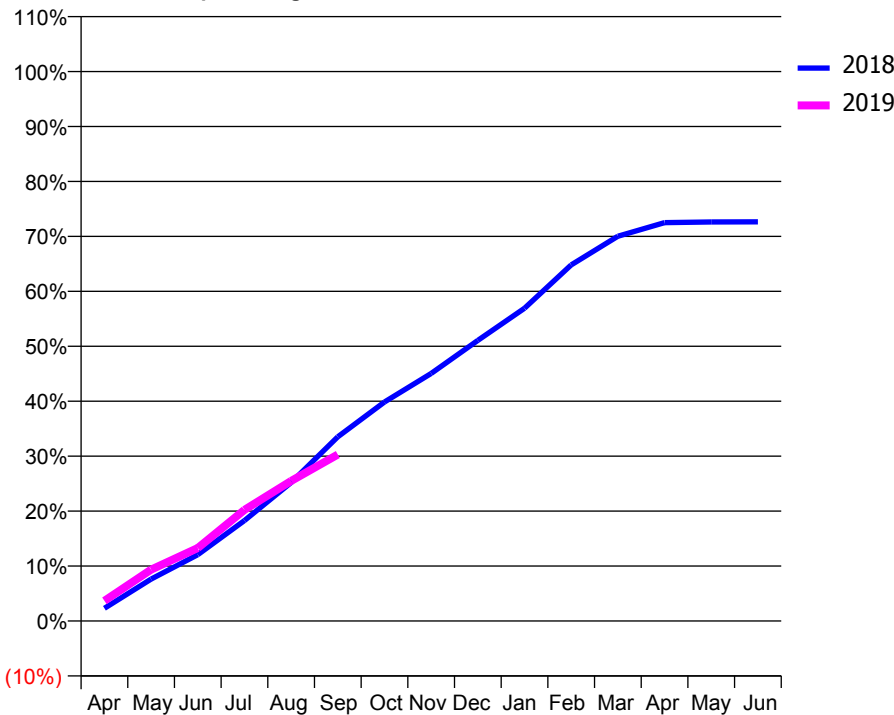
ACCESS*

Patients seen in 24 months	Total	Change since previous quarter
Quarter ending September 2017	6,177	
Quarter ending December 2017	6,162	→
Quarter ending March 2018	6,248	→
Quarter ending June 2018	6,172	↓
Quarter ending September 2018	6,164	→
Variance since September 2017	(0.2%)	→



ACTIVITY

Cumulative percentage of contracted UDA delivered 2018 & 2019



Month	Adjusted Scheduled Activity (UDA)	
	2018	2019
April	443	702
May	1,453	1,781
June	2,300	2,531
July	3,483	3,855
August	4,802	4,857
September	6,388	5,773
October	7,592	
November	8,581	
December	9,728	
January	10,846	
February	12,348	
March	13,339	
April	13,810	
May	13,834	
June	13,839	

QUALITY

	Quantity	Base Number	Contract	AT	Region	England
% of FP17s for the same patient ID Re-attending within 3 months - Children	40	911	4.4%	10.6%	11.4%	11.6%
% of FP17s for the same patient ID Re-attending within 3 months - Adults	214	2,194	9.8%	14.0%	15.0%	15.5%
% of FP17s for the same patient ID Re-attending between 3 & 9 months - Children	487	911	53.5%	59.8%	59.9%	58.8%
% of FP17s for the same patient ID Re-attending between 3 & 9 months - Adults	610	2,194	27.8%	49.1%	52.0%	51.1%
% of FP17s for Band 1 Urgent Courses	187	2,881	6.5%	9.1%	8.0%	9.0%
% of FP17s Relating to Free Repair or Replacements	18	2,881	0.6%	0.7%	0.8%	0.8%
% of FP17s Relating to Continuations	5	2,881	0.2%	1.0%	0.9%	0.9%
% of Patients satisfied with the dentistry they have received	4	4	N/A	93.6%	93.5%	93.3%
% of Patients satisfied with the time they had to wait for an appointment	3	4	N/A	88.4%	89.1%	88.9%

* This is based on patients treated on this contract for their most recent course of treatment. Figures in italics indicate the base number of FP17s or Patient Questionnaire responses are less than 100. N/A is shown where the base number of responses is less than 10 during the period. % is calculated as Quantity/Base number*100

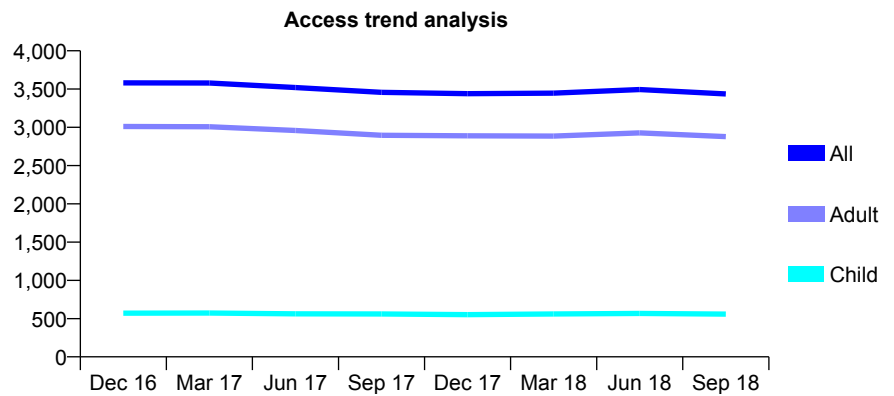
Q56 - Vital Signs At a Glance Contract Report for 997730/0001 - September 2018

Name or company name	MR AP YAXLEY
Contract type name	GDS Contract
Purpose of contract	General
Contract start date	01/04/2006
Contract end date	

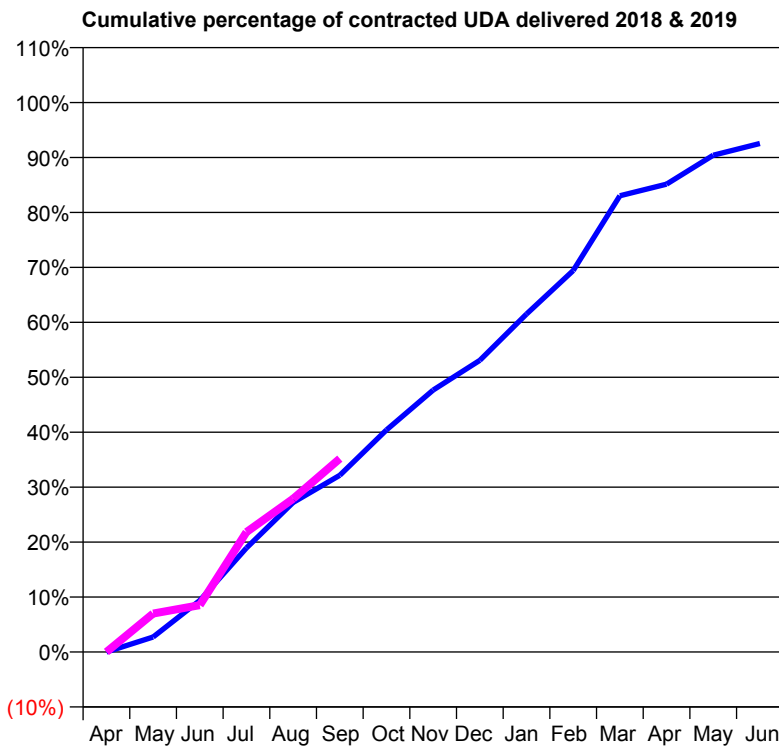
18/19 Contracted general activity (UDA)	10,970
Carry forward general activity (UDA)	0
18/19 Contracted orthodontic activity (UOA)	0
Carry forward orthodontic activity (UOA)	0
Baseline contract value	£249,129.19

ACCESS*

Patients seen in 24 months	Total	Change since previous quarter
Quarter ending September 2017	3,457	
Quarter ending December 2017	3,440	→
Quarter ending March 2018	3,447	→
Quarter ending June 2018	3,494	→
Quarter ending September 2018	3,436	↓
Variance since September 2017	(0.6%)	→



ACTIVITY



Month	Adjusted Scheduled Activity (UDA)	
	2018	2019
April	0	0
May	298	767
June	1,028	936
July	2,079	2,394
August	2,984	3,060
September	3,529	3,861
October	4,435	
November	5,230	
December	5,822	
January	6,747	
February	7,614	
March	9,109	
April	9,341	
May	9,919	
June	10,151	

QUALITY

	Quantity	Base Number	Contract	AT	Region	England
% of FP17s for the same patient ID Re-attending within 3 months - Children	45	334	13.5%	10.6%	11.4%	11.6%
% of FP17s for the same patient ID Re-attending within 3 months - Adults	322	1,667	19.3%	14.0%	15.0%	15.5%
% of FP17s for the same patient ID Re-attending between 3 & 9 months - Children	80	334	24.0%	59.8%	59.9%	58.8%
% of FP17s for the same patient ID Re-attending between 3 & 9 months - Adults	535	1,667	32.1%	49.1%	52.0%	51.1%
% of FP17s for Band 1 Urgent Courses	210	1,641	12.8%	9.1%	8.0%	9.0%
% of FP17s Relating to Free Repair or Replacements	64	1,641	3.9%	0.7%	0.8%	0.8%
% of FP17s Relating to Continuations	43	1,641	2.6%	1.0%	0.9%	0.9%
% of Patients satisfied with the dentistry they have received	1	1	N/A	93.6%	93.5%	93.3%
% of Patients satisfied with the time they had to wait for an appointment	1	1	N/A	88.4%	89.1%	88.9%

* This is based on patients treated on this contract for their most recent course of treatment. Figures in italics indicate the base number of FP17s or Patient Questionnaire responses are less than 100. N/A is shown where the base number of responses is less than 10 during the period. % is calculated as Quantity/Base number*100