

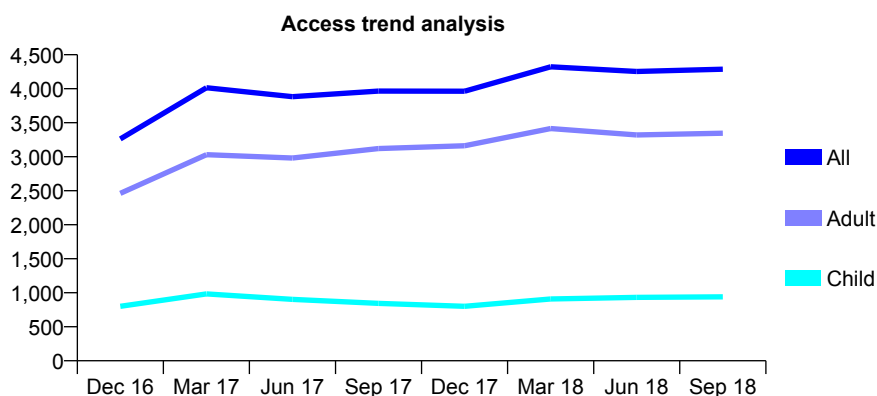
## Q57 - Vital Signs At a Glance Contract Report for 100021/0000 - September 2018

Name or company name	Mr S Shah, Mr P Vaid & Mr S Radia
Contract type name	PDS Plus Contract
Purpose of contract	General
Contract start date	01/03/2016
Contract end date	31/03/2019

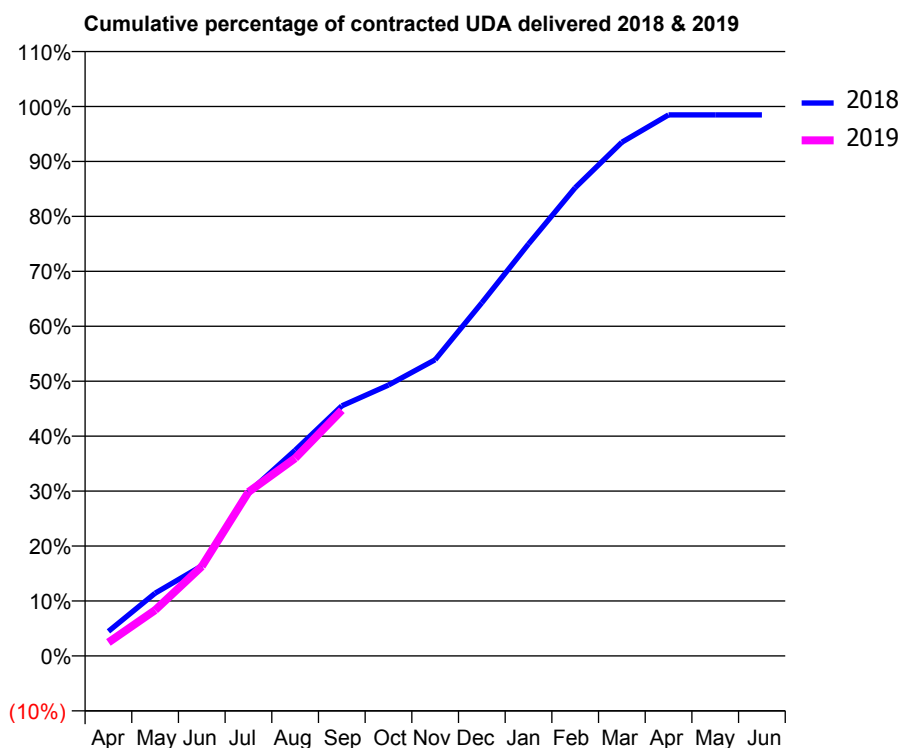
18/19 Contracted general activity (UDA)	15,000
Carry forward general activity (UDA)	0
18/19 Contracted orthodontic activity (UOA)	0
Carry forward orthodontic activity (UOA)	0
Baseline contract value	£411,203.28

### ACCESS\*

Patients seen in 24 months	Total	Change since previous quarter
Quarter ending September 2017	3,965	
Quarter ending December 2017	3,963	→
Quarter ending March 2018	4,323	↑
Quarter ending June 2018	4,253	↓
Quarter ending September 2018	4,287	→
<b>Variance since September 2017</b>	<b>8.1%</b>	<b>↑</b>



### ACTIVITY



Month	Adjusted Scheduled Activity (UDA)	
	2018	2019
April	673	368
May	1,711	1,250
June	2,459	2,444
July	4,465	4,474
August	5,614	5,395
September	6,826	6,706
October	7,396	
November	8,088	
December	9,641	
January	11,244	
February	12,780	
March	14,023	
April	14,770	
May	14,770	
June	14,770	

### QUALITY

	Quantity	Base Number	Contract	AT	Region	England
% of FP17s for the same patient ID Re-attending within 3 months - Children	23	745	3.1%	10.0%	11.4%	11.6%
% of FP17s for the same patient ID Re-attending within 3 months - Adults	115	2,115	5.4%	14.3%	15.0%	15.5%
% of FP17s for the same patient ID Re-attending between 3 & 9 months - Children	187	745	25.1%	56.4%	59.9%	58.8%
% of FP17s for the same patient ID Re-attending between 3 & 9 months - Adults	363	2,115	17.2%	50.1%	52.0%	51.1%
% of FP17s for Band 1 Urgent Courses	378	2,656	14.2%	8.5%	8.0%	9.0%
% of FP17s Relating to Free Repair or Replacements	7	2,656	0.3%	0.7%	0.8%	0.8%
% of FP17s Relating to Continuations	8	2,656	0.3%	0.9%	0.9%	0.9%
% of Patients satisfied with the dentistry they have received	2	2	N/A	92.9%	93.5%	93.3%
% of Patients satisfied with the time they had to wait for an appointment	2	2	N/A	89.3%	89.1%	88.9%

\* This is based on patients treated on this contract for their most recent course of treatment. Figures in italics indicate the base number of FP17s or Patient Questionnaire responses are less than 100. N/A is shown where the base number of responses is less than 10 during the period. % is calculated as Quantity/Base number\*100

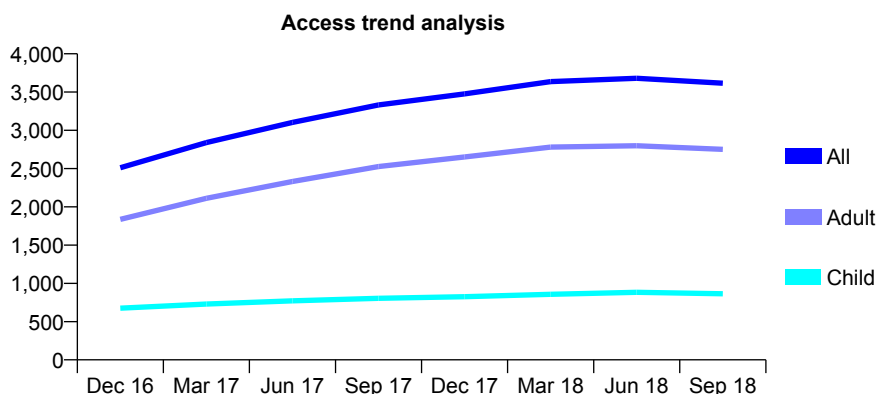
## Q57 - Vital Signs At a Glance Contract Report for 100052/0000 - September 2018

Name or company name	Chigwell Dental Practice
Contract type name	GDS Contract
Purpose of contract	General
Contract start date	01/04/2016
Contract end date	

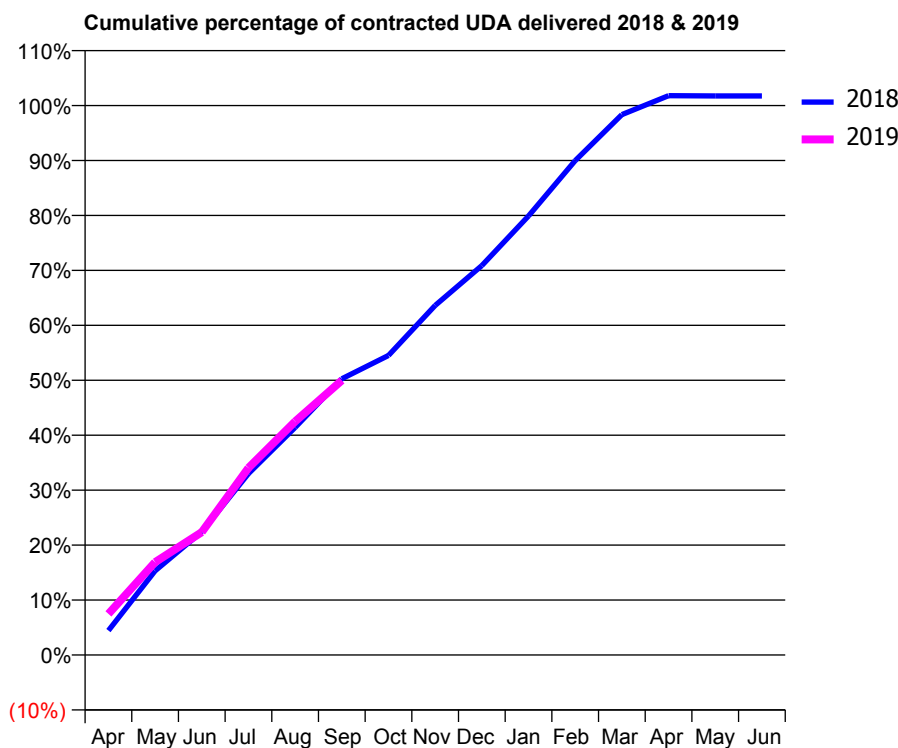
18/19 Contracted general activity (UDA)	9,244
Carry forward general activity (UDA)	0
18/19 Contracted orthodontic activity (UOA)	0
Carry forward orthodontic activity (UOA)	0
Baseline contract value	£295,107.13

### ACCESS\*

Patients seen in 24 months	Total	Change since previous quarter
Quarter ending September 2017	3,332	
Quarter ending December 2017	3,477	↑
Quarter ending March 2018	3,637	↑
Quarter ending June 2018	3,681	→
Quarter ending September 2018	3,615	↓
<b>Variance since September 2017</b>	<b>8.5%</b>	<b>↑</b>



### ACTIVITY



Month	Adjusted Scheduled Activity (UDA)	
	2018	2019
April	411	693
May	1,417	1,563
June	2,073	2,068
July	3,053	3,148
August	3,827	3,930
September	4,646	4,620
October	5,040	
November	5,881	
December	6,552	
January	7,385	
February	8,317	
March	9,092	
April	9,410	
May	9,405	
June	9,405	

### QUALITY

	Quantity	Base Number	Contract	AT	Region	England
% of FP17s for the same patient ID Re-attending within 3 months - Children	21	586	3.6%	10.0%	11.4%	11.6%
% of FP17s for the same patient ID Re-attending within 3 months - Adults	137	1,576	8.7%	14.3%	15.0%	15.5%
% of FP17s for the same patient ID Re-attending between 3 & 9 months - Children	301	586	51.4%	56.4%	59.9%	58.8%
% of FP17s for the same patient ID Re-attending between 3 & 9 months - Adults	705	1,576	44.7%	50.1%	52.0%	51.1%
% of FP17s for Band 1 Urgent Courses	85	2,062	4.1%	8.5%	8.0%	9.0%
% of FP17s Relating to Free Repair or Replacements	20	2,062	1.0%	0.7%	0.8%	0.8%
% of FP17s Relating to Continuations	1	2,062	0.0%	0.9%	0.9%	0.9%
% of Patients satisfied with the dentistry they have received	0	0	N/A	92.9%	93.5%	93.3%
% of Patients satisfied with the time they had to wait for an appointment	0	0	N/A	89.3%	89.1%	88.9%

\* This is based on patients treated on this contract for their most recent course of treatment. Figures in italics indicate the base number of FP17s or Patient Questionnaire responses are less than 100. N/A is shown where the base number of responses is less than 10 during the period. % is calculated as Quantity/Base number\*100

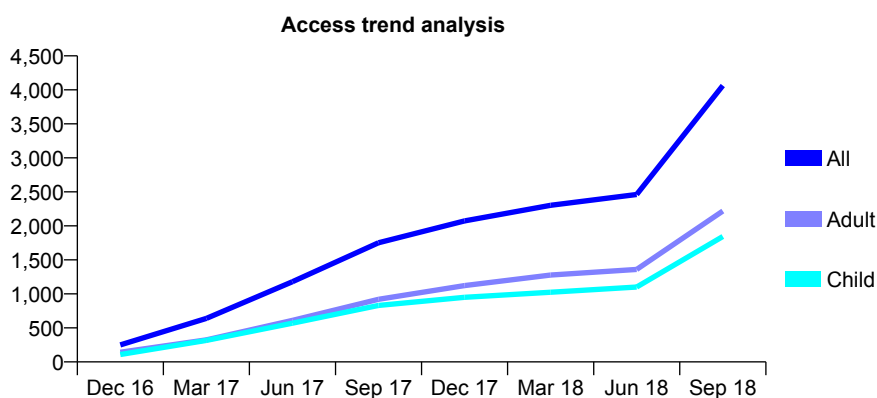
## Q57 - Vital Signs At a Glance Contract Report for 100212/0000 - September 2018

Name or company name	Community Dental Services - CDS CIC Ess
Contract type name	PDS Contract
Purpose of contract	General
Contract start date	01/10/2016
Contract end date	30/09/2019

18/19 Contracted general activity (UDA)	9,775
Carry forward general activity (UDA)	0
18/19 Contracted orthodontic activity (UOA)	0
Carry forward orthodontic activity (UOA)	0
Baseline contract value	£1,497,126.62

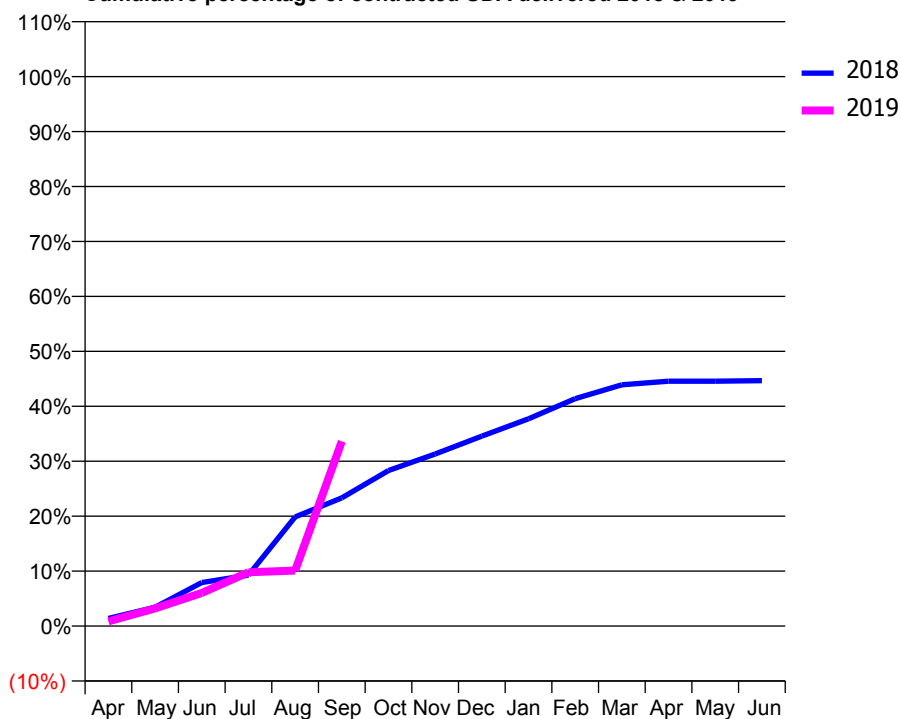
### ACCESS\*

Patients seen in 24 months	Total	Change since previous quarter
Quarter ending September 2017	1,752	
Quarter ending December 2017	2,073	↑
Quarter ending March 2018	2,302	↑
Quarter ending June 2018	2,461	↑
Quarter ending September 2018	4,063	↑
<b>Variance since September 2017</b>	<b>131.9%</b>	<b>↑</b>



### ACTIVITY

Cumulative percentage of contracted UDA delivered 2018 & 2019



Month	Adjusted Scheduled Activity (UDA)	
	2018	2019
April	137	83
May	337	314
June	776	590
July	908	957
August	1,942	987
September	2,281	3,287
October	2,768	
November	3,062	
December	3,379	
January	3,687	
February	4,046	
March	4,293	
April	4,356	
May	4,357	
June	4,365	

### QUALITY

	Quantity	Base Number	Contract	AT	Region	England
% of FP17s for the same patient ID Re-attending within 3 months - Children	75	1,931	3.9%	10.0%	11.4%	11.6%
% of FP17s for the same patient ID Re-attending within 3 months - Adults	117	1,632	7.2%	14.3%	15.0%	15.5%
% of FP17s for the same patient ID Re-attending between 3 & 9 months - Children	170	1,931	8.8%	56.4%	59.9%	58.8%
% of FP17s for the same patient ID Re-attending between 3 & 9 months - Adults	300	1,632	18.4%	50.1%	52.0%	51.1%
% of FP17s for Band 1 Urgent Courses	71	2,034	3.5%	8.5%	8.0%	9.0%
% of FP17s Relating to Free Repair or Replacements	1	2,034	0.0%	0.7%	0.8%	0.8%
% of FP17s Relating to Continuations	21	2,034	1.0%	0.9%	0.9%	0.9%
% of Patients satisfied with the dentistry they have received	1	3	N/A	92.9%	93.5%	93.3%
% of Patients satisfied with the time they had to wait for an appointment	2	3	N/A	89.3%	89.1%	88.9%

\* This is based on patients treated on this contract for their most recent course of treatment. Figures in italics indicate the base number of FP17s or Patient Questionnaire responses are less than 100. N/A is shown where the base number of responses is less than 10 during the period. % is calculated as Quantity/Base number\*100

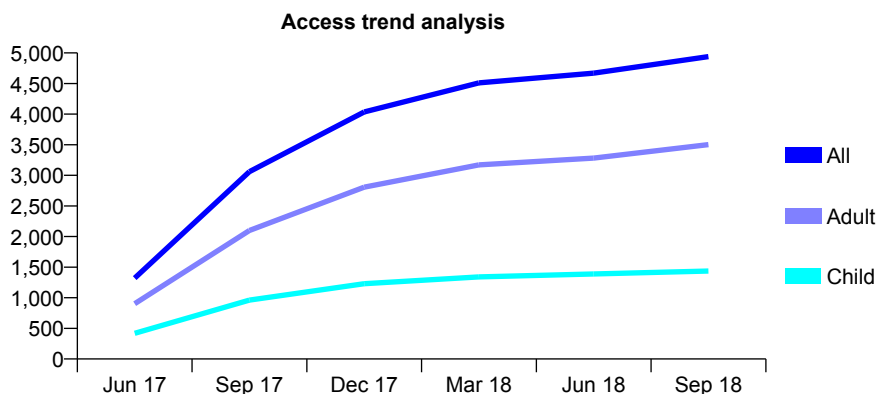
## Q57 - Vital Signs At a Glance Contract Report for 100348/0000 - September 2018

Name or company name	E Harunani, M Kanani & M N Harunani
Contract type name	GDS Contract
Purpose of contract	General
Contract start date	01/04/2017
Contract end date	

18/19 Contracted general activity (UDA)	15,247
Carry forward general activity (UDA)	0
18/19 Contracted orthodontic activity (UOA)	0
Carry forward orthodontic activity (UOA)	0
Baseline contract value	£330,453.82

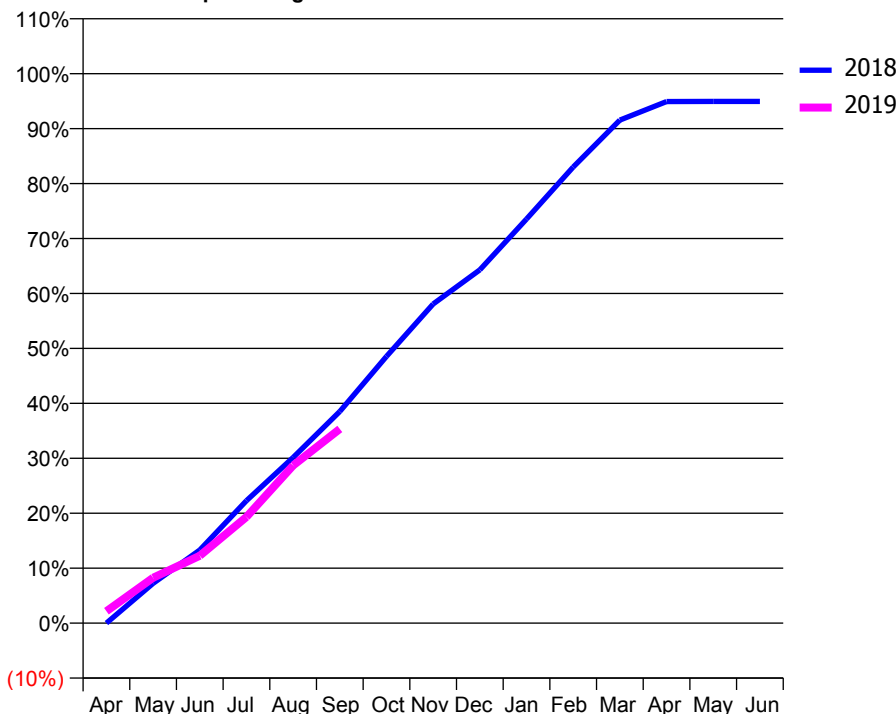
### ACCESS\*

Patients seen in 24 months	Total	Change since previous quarter
Quarter ending September 2017	3,060	
Quarter ending December 2017	4,037	↑
Quarter ending March 2018	4,511	↑
Quarter ending June 2018	4,670	↑
Quarter ending September 2018	4,939	↑
<b>Variance since September 2017</b>	<b>61.4%</b>	<b>↑</b>



### ACTIVITY

**Cumulative percentage of contracted UDA delivered 2018 & 2019**



**Adjusted Scheduled Activity (UDA)**

Month	2018	2019
April	0	332
May	1,105	1,261
June	2,028	1,872
July	3,399	2,948
August	4,597	4,377
September	5,872	5,390
October	7,403	
November	8,854	
December	9,805	
January	11,214	
February	12,657	
March	13,959	
April	14,473	
May	14,476	
June	14,476	

### QUALITY

	Quantity	Base Number	Contract	AT	Region	England
% of FP17s for the same patient ID Re-attending within 3 months - Children	49	982	5.0%	10.0%	11.4%	11.6%
% of FP17s for the same patient ID Re-attending within 3 months - Adults	238	2,247	10.6%	14.3%	15.0%	15.5%
% of FP17s for the same patient ID Re-attending between 3 & 9 months - Children	654	982	66.6%	56.4%	59.9%	58.8%
% of FP17s for the same patient ID Re-attending between 3 & 9 months - Adults	1,421	2,247	63.2%	50.1%	52.0%	51.1%
% of FP17s for Band 1 Urgent Courses	289	2,981	9.7%	8.5%	8.0%	9.0%
% of FP17s Relating to Free Repair or Replacements	1	2,981	0.0%	0.7%	0.8%	0.8%
% of FP17s Relating to Continuations	15	2,981	0.5%	0.9%	0.9%	0.9%
% of Patients satisfied with the dentistry they have received	5	5	N/A	92.9%	93.5%	93.3%
% of Patients satisfied with the time they had to wait for an appointment	4	5	N/A	89.3%	89.1%	88.9%

\* This is based on patients treated on this contract for their most recent course of treatment. Figures in italics indicate the base number of FP17s or Patient Questionnaire responses are less than 100. N/A is shown where the base number of responses is less than 10 during the period. % is calculated as Quantity/Base number\*100

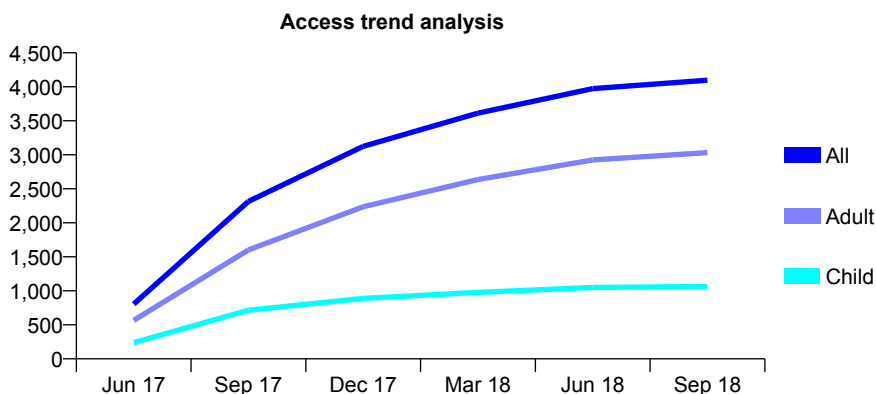
## Q57 - Vital Signs At a Glance Contract Report for 100349/0000 - September 2018

Name or company name	E Harunani, M Kanani & M N Harunani
Contract type name	GDS Contract
Purpose of contract	General
Contract start date	01/04/2017
Contract end date	

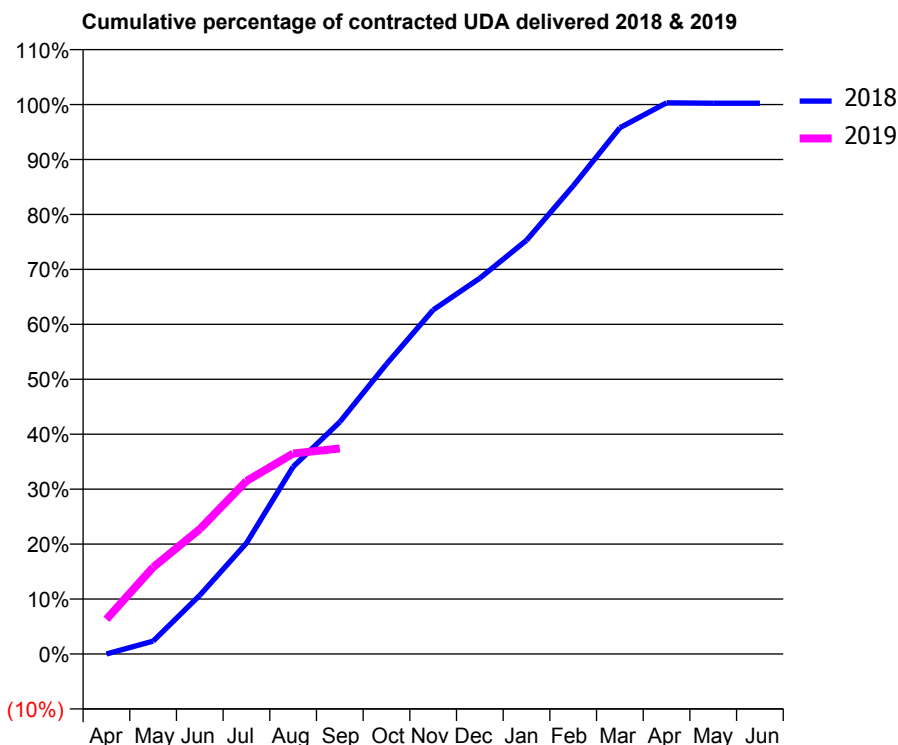
18/19 Contracted general activity (UDA)	15,247
Carry forward general activity (UDA)	0
18/19 Contracted orthodontic activity (UOA)	0
Carry forward orthodontic activity (UOA)	0
Baseline contract value	£330,453.82

### ACCESS\*

Patients seen in 24 months	Total	Change since previous quarter
Quarter ending September 2017	2,314	
Quarter ending December 2017	3,125	↑
Quarter ending March 2018	3,613	↑
Quarter ending June 2018	3,974	↑
Quarter ending September 2018	4,097	↑
<b>Variance since September 2017</b>	<b>77.1%</b>	<b>↑</b>



### ACTIVITY



Month	Adjusted Scheduled Activity (UDA)	
	2018	2019
April	0	964
May	355	2,406
June	1,630	3,466
July	3,075	4,800
August	5,197	5,564
September	6,440	5,703
October	8,047	
November	9,548	
December	10,429	
January	11,480	
February	12,987	
March	14,603	
April	15,293	
May	15,282	
June	15,282	

### QUALITY

	Quantity	Base Number	Contract	AT	Region	England
% of FP17s for the same patient ID Re-attending within 3 months - Children	43	520	8.3%	10.0%	11.4%	11.6%
% of FP17s for the same patient ID Re-attending within 3 months - Adults	282	1,529	18.4%	14.3%	15.0%	15.5%
% of FP17s for the same patient ID Re-attending between 3 & 9 months - Children	258	520	49.6%	56.4%	59.9%	58.8%
% of FP17s for the same patient ID Re-attending between 3 & 9 months - Adults	608	1,529	39.8%	50.1%	52.0%	51.1%
% of FP17s for Band 1 Urgent Courses	256	1,854	13.8%	8.5%	8.0%	9.0%
% of FP17s Relating to Free Repair or Replacements	0	1,854	0.0%	0.7%	0.8%	0.8%
% of FP17s Relating to Continuations	44	1,854	2.4%	0.9%	0.9%	0.9%
% of Patients satisfied with the dentistry they have received	2	2	N/A	92.9%	93.5%	93.3%
% of Patients satisfied with the time they had to wait for an appointment	1	2	N/A	89.3%	89.1%	88.9%

\* This is based on patients treated on this contract for their most recent course of treatment. Figures in italics indicate the base number of FP17s or Patient Questionnaire responses are less than 100. N/A is shown where the base number of responses is less than 10 during the period. % is calculated as Quantity/Base number\*100

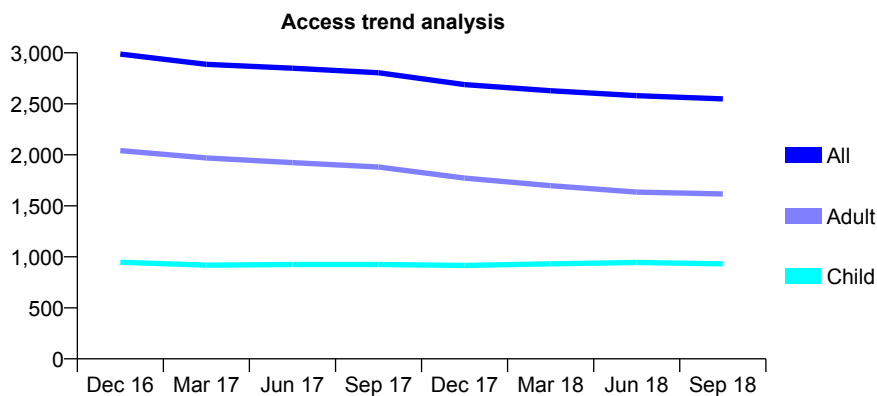
## Q57 - Vital Signs At a Glance Contract Report for 101281/0151 - September 2018

Name or company name	OASIS DENTAL CARE LTD
Contract type name	GDS Contract
Purpose of contract	General
Contract start date	02/04/2006
Contract end date	

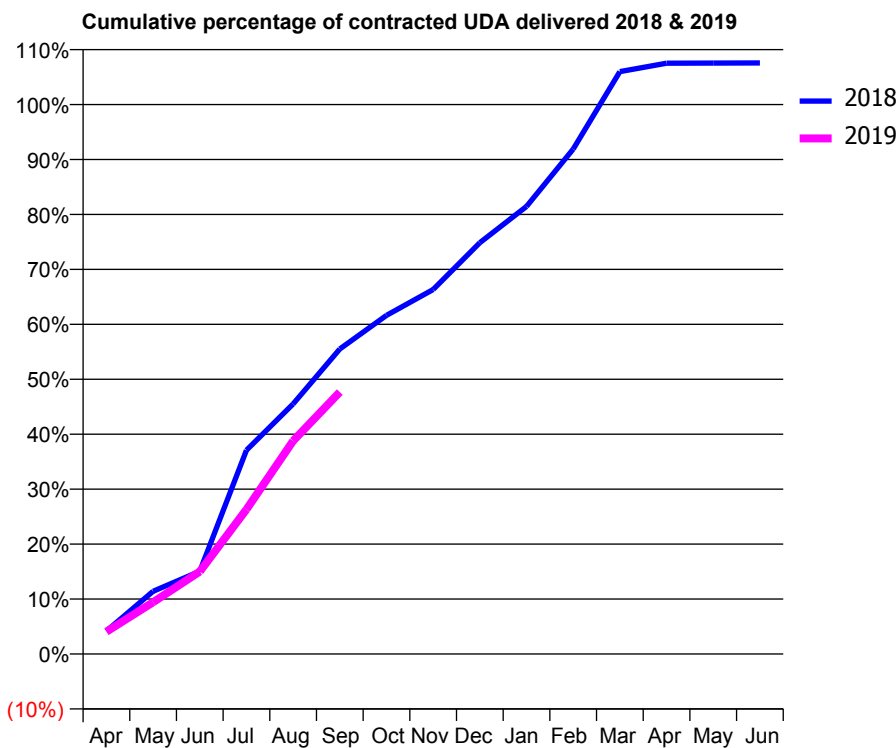
18/19 Contracted general activity (UDA)	6,594
Carry forward general activity (UDA)	0
18/19 Contracted orthodontic activity (UOA)	0
Carry forward orthodontic activity (UOA)	0
Baseline contract value	£141,037.67

### ACCESS\*

Patients seen in 24 months	Total	Change since previous quarter
Quarter ending September 2017	2,805	
Quarter ending December 2017	2,688	↓
Quarter ending March 2018	2,628	↓
Quarter ending June 2018	2,580	↓
Quarter ending September 2018	2,548	↓
<b>Variance since September 2017</b>	<b>(9.2%)</b>	<b>↓</b>



### ACTIVITY



Adjusted Scheduled Activity (UDA)		
Month	2018	2019
April	275	268
May	752	622
June	993	990
July	2,445	1,736
August	3,001	2,558
September	3,660	3,144
October	4,064	
November	4,374	
December	4,936	
January	5,371	
February	6,059	
March	6,988	
April	7,089	
May	7,090	
June	7,093	

### QUALITY

	Quantity	Base Number	Contract	AT	Region	England
% of FP17s for the same patient ID Re-attending within 3 months - Children	68	759	9.0%	10.0%	11.4%	11.6%
% of FP17s for the same patient ID Re-attending within 3 months - Adults	179	1,238	14.5%	14.3%	15.0%	15.5%
% of FP17s for the same patient ID Re-attending between 3 & 9 months - Children	390	759	51.4%	56.4%	59.9%	58.8%
% of FP17s for the same patient ID Re-attending between 3 & 9 months - Adults	741	1,238	59.9%	50.1%	52.0%	51.1%
% of FP17s for Band 1 Urgent Courses	145	1,938	7.5%	8.5%	8.0%	9.0%
% of FP17s Relating to Free Repair or Replacements	13	1,938	0.7%	0.7%	0.8%	0.8%
% of FP17s Relating to Continuations	29	1,938	1.5%	0.9%	0.9%	0.9%
% of Patients satisfied with the dentistry they have received	2	2	N/A	92.9%	93.5%	93.3%
% of Patients satisfied with the time they had to wait for an appointment	1	2	N/A	89.3%	89.1%	88.9%

\* This is based on patients treated on this contract for their most recent course of treatment. Figures in italics indicate the base number of FP17s or Patient Questionnaire responses are less than 100. N/A is shown where the base number of responses is less than 10 during the period. % is calculated as Quantity/Base number\*100

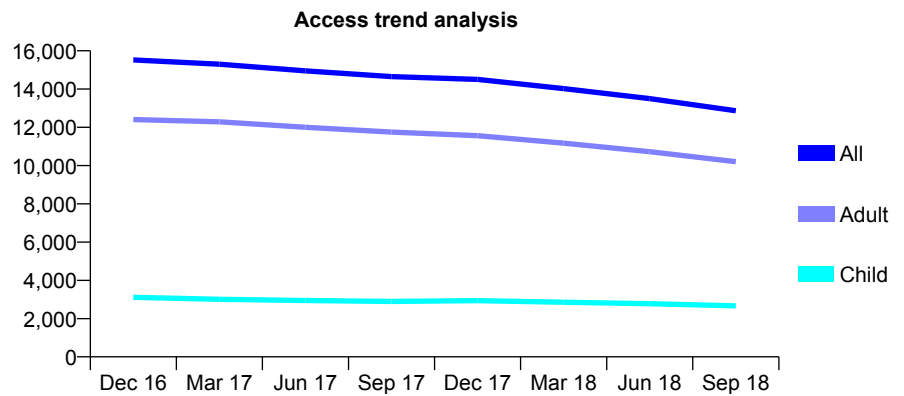
## Q57 - Vital Signs At a Glance Contract Report for 101370/0036 - September 2018

Name or company name	Petrie Tucker & Partners Ltd
Contract type name	GDS Contract
Purpose of contract	General
Contract start date	01/04/2006
Contract end date	

18/19 Contracted general activity (UDA)	51,815
Carry forward general activity (UDA)	0
18/19 Contracted orthodontic activity (UOA)	0
Carry forward orthodontic activity (UOA)	0
Baseline contract value	£1,253,468.60

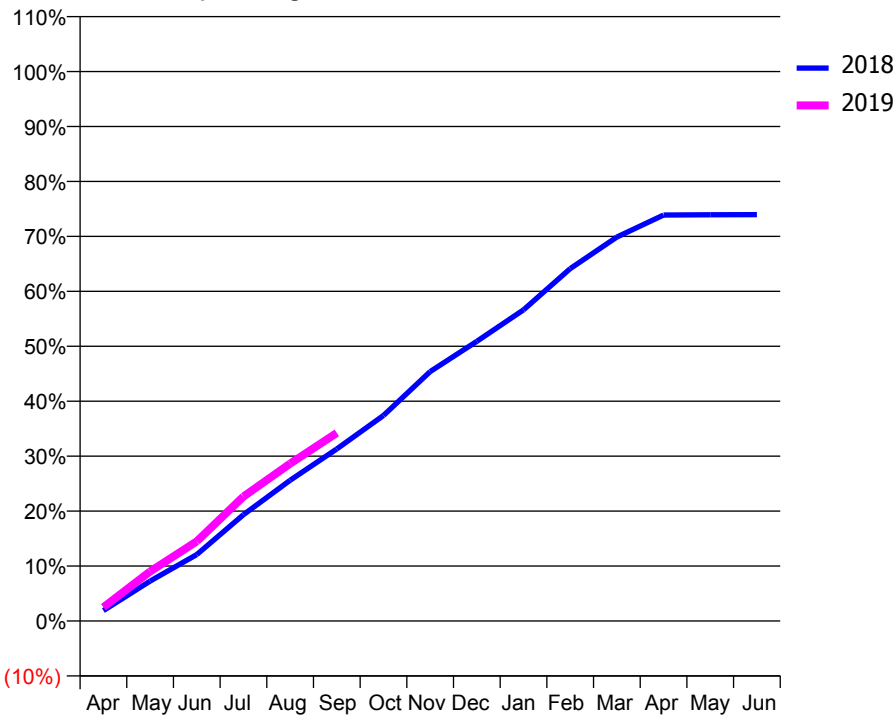
### ACCESS\*

Patients seen in 24 months	Total	Change since previous quarter
Quarter ending September 2017	14,648	
Quarter ending December 2017	14,504	→
Quarter ending March 2018	14,026	↓
Quarter ending June 2018	13,498	↓
Quarter ending September 2018	12,865	↓
<b>Variance since September 2017</b>	<b>(12.2%)</b>	<b>↓</b>



### ACTIVITY

Cumulative percentage of contracted UDA delivered 2018 & 2019



Month	Adjusted Scheduled Activity (UDA)	
	2018	2019
April	1,077	1,295
May	4,130	4,675
June	6,873	7,511
July	10,990	11,736
August	14,551	14,844
September	17,788	17,733
October	21,257	
November	25,785	
December	28,922	
January	32,168	
February	36,429	
March	39,704	
April	41,974	
May	42,000	
June	42,011	

### QUALITY

	Quantity	Base Number	Contract	AT	Region	England
% of FP17s for the same patient ID Re-attending within 3 months - Children	84	1,647	5.1%	10.0%	11.4%	11.6%
% of FP17s for the same patient ID Re-attending within 3 months - Adults	902	5,702	15.8%	14.3%	15.0%	15.5%
% of FP17s for the same patient ID Re-attending between 3 & 9 months - Children	905	1,647	54.9%	56.4%	59.9%	58.8%
% of FP17s for the same patient ID Re-attending between 3 & 9 months - Adults	2,253	5,702	39.5%	50.1%	52.0%	51.1%
% of FP17s for Band 1 Urgent Courses	590	6,800	8.7%	8.5%	8.0%	9.0%
% of FP17s Relating to Free Repair or Replacements	34	6,800	0.5%	0.7%	0.8%	0.8%
% of FP17s Relating to Continuations	139	6,800	2.0%	0.9%	0.9%	0.9%
% of Patients satisfied with the dentistry they have received	6	6	N/A	92.9%	93.5%	93.3%
% of Patients satisfied with the time they had to wait for an appointment	3	6	N/A	89.3%	89.1%	88.9%

\* This is based on patients treated on this contract for their most recent course of treatment. Figures in italics indicate the base number of FP17s or Patient Questionnaire responses are less than 100. N/A is shown where the base number of responses is less than 10 during the period. % is calculated as Quantity/Base number\*100

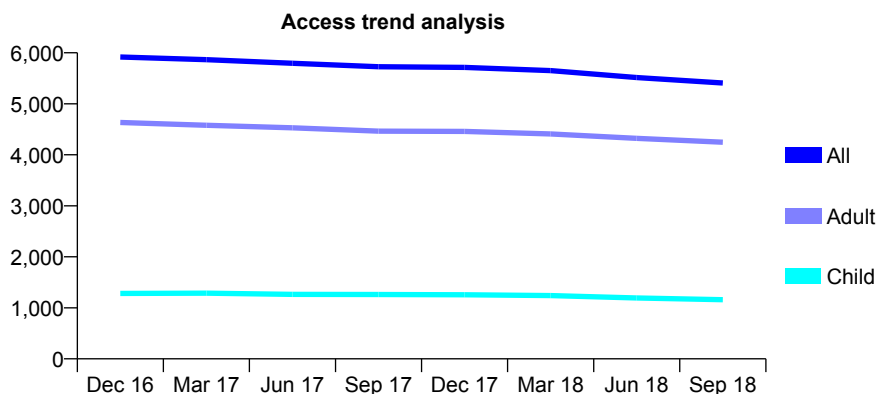
## Q57 - Vital Signs At a Glance Contract Report for 101370/0098 - September 2018

Name or company name	Du Toit and BurgerPartnership Ltd (Harwic
Contract type name	GDS Contract
Purpose of contract	General and Orthodontic
Contract start date	01/04/2007
Contract end date	

18/19 Contracted general activity (UDA)	19,884
Carry forward general activity (UDA)	0
18/19 Contracted orthodontic activity (UOA)	1,265
Carry forward orthodontic activity (UOA)	0
Baseline contract value	£666,310.67

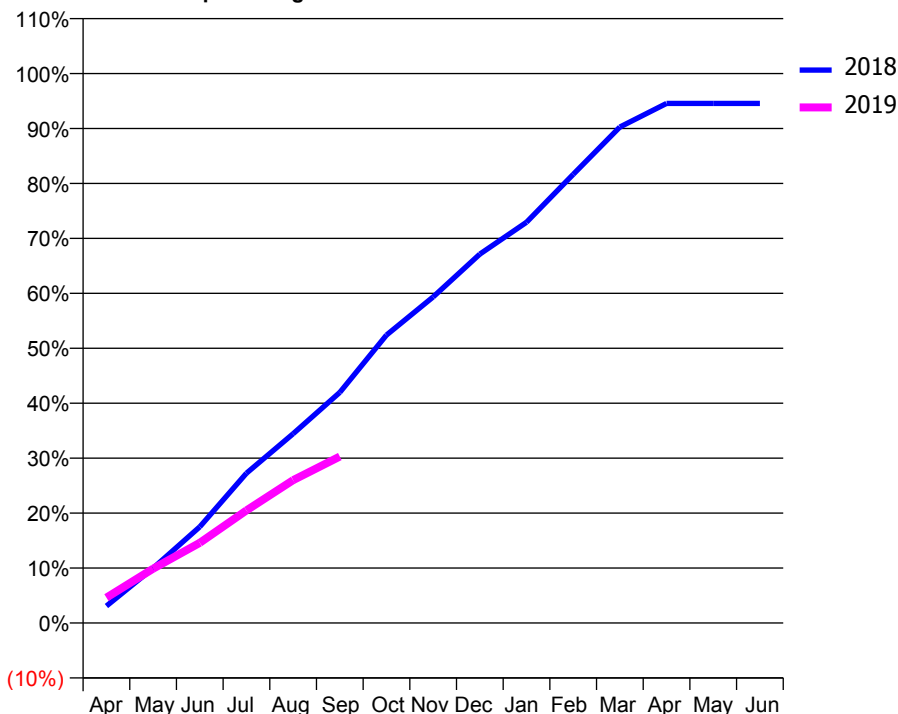
### ACCESS\*

Patients seen in 24 months	Total	Change since previous quarter
Quarter ending September 2017	5,727	
Quarter ending December 2017	5,715	→
Quarter ending March 2018	5,651	↓
Quarter ending June 2018	5,516	↓
Quarter ending September 2018	5,408	↓
<b>Variance since September 2017</b>	<b>(5.6%)</b>	<b>↓</b>



### ACTIVITY

Cumulative percentage of contracted UDA delivered 2018 & 2019



Adjusted Scheduled Activity (UDA)

Month	2018	2019
April	615	918
May	1,984	1,967
June	3,481	2,903
July	5,422	4,076
August	6,852	5,170
September	8,348	6,023
October	10,421	
November	11,799	
December	13,349	
January	14,501	
February	16,235	
March	17,950	
April	18,803	
May	18,803	
June	18,803	

### QUALITY

	Quantity	Base Number	Contract	AT	Region	England
% of FP17s for the same patient ID Re-attending within 3 months - Children	73	731	10.0%	10.0%	11.4%	11.6%
% of FP17s for the same patient ID Re-attending within 3 months - Adults	323	2,326	13.9%	14.3%	15.0%	15.5%
% of FP17s for the same patient ID Re-attending between 3 & 9 months - Children	433	731	59.2%	56.4%	59.9%	58.8%
% of FP17s for the same patient ID Re-attending between 3 & 9 months - Adults	1,058	2,326	45.5%	50.1%	52.0%	51.1%
% of FP17s for Band 1 Urgent Courses	331	2,774	11.9%	8.5%	8.0%	9.0%
% of FP17s Relating to Free Repair or Replacements	20	2,774	0.7%	0.7%	0.8%	0.8%
% of FP17s Relating to Continuations	56	2,774	2.0%	0.9%	0.9%	0.9%
% of Patients satisfied with the dentistry they have received	2	2	N/A	92.9%	93.5%	93.3%
% of Patients satisfied with the time they had to wait for an appointment	2	2	N/A	89.3%	89.1%	88.9%

\* This is based on patients treated on this contract for their most recent course of treatment. Figures in italics indicate the base number of FP17s or Patient Questionnaire responses are less than 100. N/A is shown where the base number of responses is less than 10 during the period. % is calculated as Quantity/Base number\*100



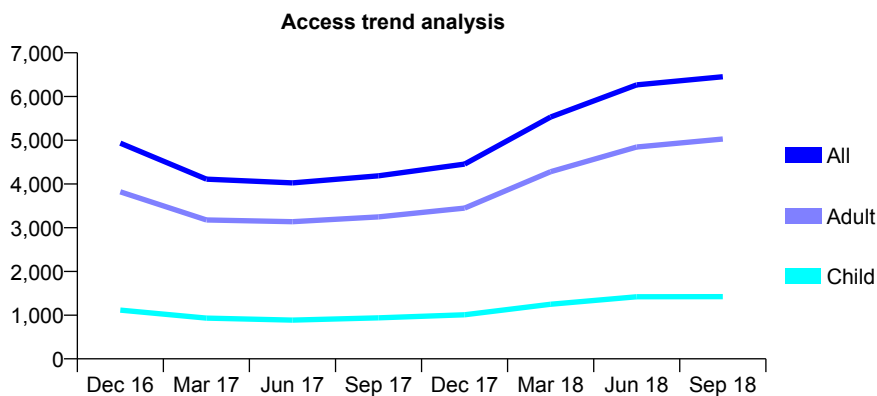
## Q57 - Vital Signs At a Glance Contract Report for 104361/0001 - September 2018

Name or company name	Chelmsford Partnership
Contract type name	GDS Contract
Purpose of contract	General
Contract start date	01/02/2013
Contract end date	

18/19 Contracted general activity (UDA)	15,400
Carry forward general activity (UDA)	0
18/19 Contracted orthodontic activity (UOA)	0
Carry forward orthodontic activity (UOA)	0
Baseline contract value	£427,582.89

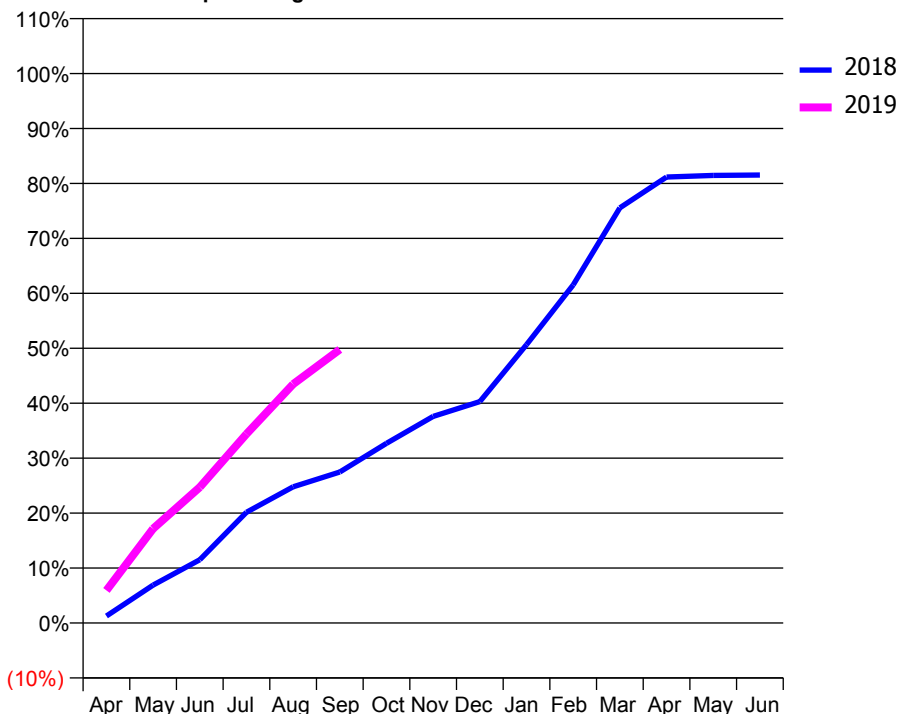
### ACCESS\*

Patients seen in 24 months	Total	Change since previous quarter
Quarter ending September 2017	4,186	
Quarter ending December 2017	4,454	↑
Quarter ending March 2018	5,530	↑
Quarter ending June 2018	6,267	↑
Quarter ending September 2018	6,451	↑
<b>Variance since September 2017</b>	<b>54.1%</b>	<b>↑</b>



### ACTIVITY

Cumulative percentage of contracted UDA delivered 2018 & 2019



Month	Adjusted Scheduled Activity (UDA)	
	2018	2019
April	197	914
May	1,065	2,643
June	1,773	3,808
July	3,103	5,298
August	3,816	6,696
September	4,233	7,666
October	5,037	
November	5,790	
December	6,206	
January	7,801	
February	9,476	
March	11,634	
April	12,498	
May	12,542	
June	12,556	

### QUALITY

	Quantity	Base Number	Contract	AT	Region	England
% of FP17s for the same patient ID Re-attending within 3 months - Children	78	1,028	7.6%	10.0%	11.4%	11.6%
% of FP17s for the same patient ID Re-attending within 3 months - Adults	420	3,573	11.8%	14.3%	15.0%	15.5%
% of FP17s for the same patient ID Re-attending between 3 & 9 months - Children	397	1,028	38.6%	56.4%	59.9%	58.8%
% of FP17s for the same patient ID Re-attending between 3 & 9 months - Adults	1,300	3,573	36.4%	50.1%	52.0%	51.1%
% of FP17s for Band 1 Urgent Courses	529	4,157	12.7%	8.5%	8.0%	9.0%
% of FP17s Relating to Free Repair or Replacements	45	4,157	1.1%	0.7%	0.8%	0.8%
% of FP17s Relating to Continuations	34	4,157	0.8%	0.9%	0.9%	0.9%
% of Patients satisfied with the dentistry they have received	4	4	N/A	92.9%	93.5%	93.3%
% of Patients satisfied with the time they had to wait for an appointment	3	4	N/A	89.3%	89.1%	88.9%

\* This is based on patients treated on this contract for their most recent course of treatment. Figures in italics indicate the base number of FP17s or Patient Questionnaire responses are less than 100. N/A is shown where the base number of responses is less than 10 during the period. % is calculated as Quantity/Base number\*100

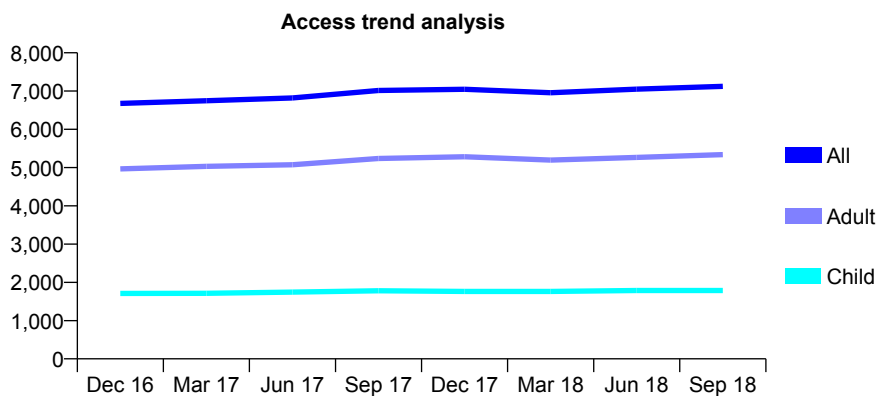
## Q57 - Vital Signs At a Glance Contract Report for 104558/0001 - September 2018

Name or company name	Broadway Dental Clinic
Contract type name	GDS Contract
Purpose of contract	General
Contract start date	01/07/2011
Contract end date	

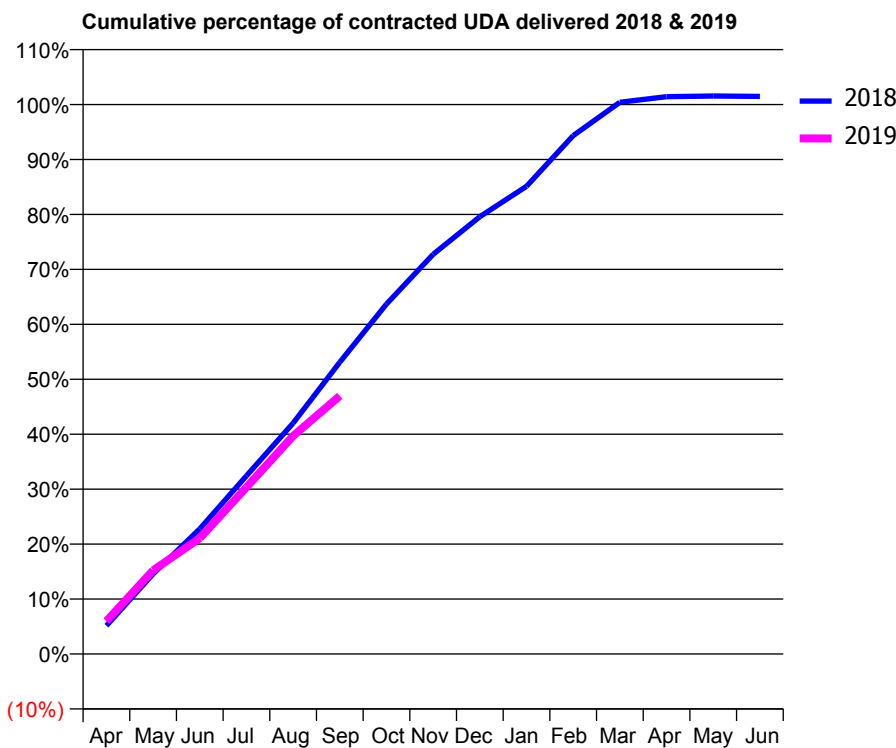
18/19 Contracted general activity (UDA)	17,402
Carry forward general activity (UDA)	0
18/19 Contracted orthodontic activity (UOA)	0
Carry forward orthodontic activity (UOA)	0
Baseline contract value	£498,936.86

### ACCESS\*

Patients seen in 24 months	Total	Change since previous quarter
Quarter ending September 2017	7,015	
Quarter ending December 2017	7,045	→
Quarter ending March 2018	6,956	↓
Quarter ending June 2018	7,051	→
Quarter ending September 2018	7,124	→
<b>Variance since September 2017</b>	<b>1.6%</b>	<b>→</b>



### ACTIVITY



Month	Adjusted Scheduled Activity (UDA)	
	2018	2019
April	899	1,041
May	2,534	2,649
June	3,962	3,667
July	5,642	5,281
August	7,311	6,906
September	9,242	8,175
October	11,082	
November	12,658	
December	13,849	
January	14,810	
February	16,416	
March	17,471	
April	17,650	
May	17,673	
June	17,660	

### QUALITY

	Quantity	Base Number	Contract	AT	Region	England
% of FP17s for the same patient ID Re-attending within 3 months - Children	72	1,203	6.0%	10.0%	11.4%	11.6%
% of FP17s for the same patient ID Re-attending within 3 months - Adults	291	3,282	8.9%	14.3%	15.0%	15.5%
% of FP17s for the same patient ID Re-attending between 3 & 9 months - Children	642	1,203	53.4%	56.4%	59.9%	58.8%
% of FP17s for the same patient ID Re-attending between 3 & 9 months - Adults	1,619	3,282	49.3%	50.1%	52.0%	51.1%
% of FP17s for Band 1 Urgent Courses	251	4,064	6.2%	8.5%	8.0%	9.0%
% of FP17s Relating to Free Repair or Replacements	39	4,064	1.0%	0.7%	0.8%	0.8%
% of FP17s Relating to Continuations	12	4,064	0.3%	0.9%	0.9%	0.9%
% of Patients satisfied with the dentistry they have received	4	5	N/A	92.9%	93.5%	93.3%
% of Patients satisfied with the time they had to wait for an appointment	5	5	N/A	89.3%	89.1%	88.9%

\* This is based on patients treated on this contract for their most recent course of treatment. Figures in italics indicate the base number of FP17s or Patient Questionnaire responses are less than 100. N/A is shown where the base number of responses is less than 10 during the period. % is calculated as Quantity/Base number\*100

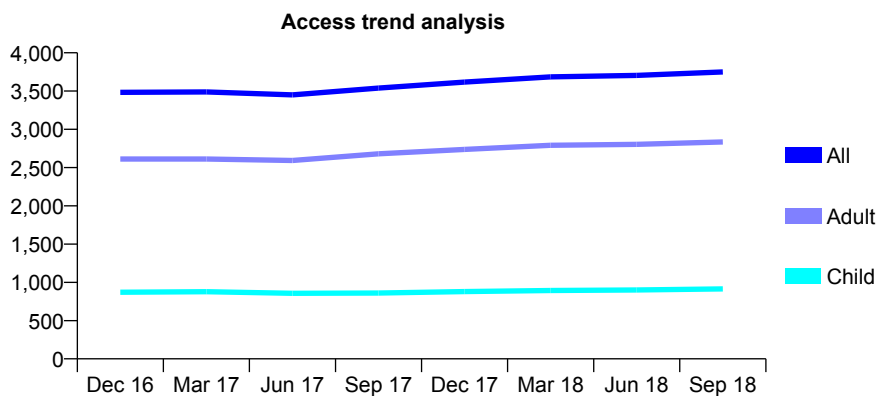
## Q57 - Vital Signs At a Glance Contract Report for 104590/0001 - September 2018

Name or company name	Mr H Du Preez & Miss C Fernando
Contract type name	GDS Contract
Purpose of contract	General
Contract start date	01/04/2011
Contract end date	

18/19 Contracted general activity (UDA)	12,031
Carry forward general activity (UDA)	0
18/19 Contracted orthodontic activity (UOA)	0
Carry forward orthodontic activity (UOA)	0
Baseline contract value	£370,929.87

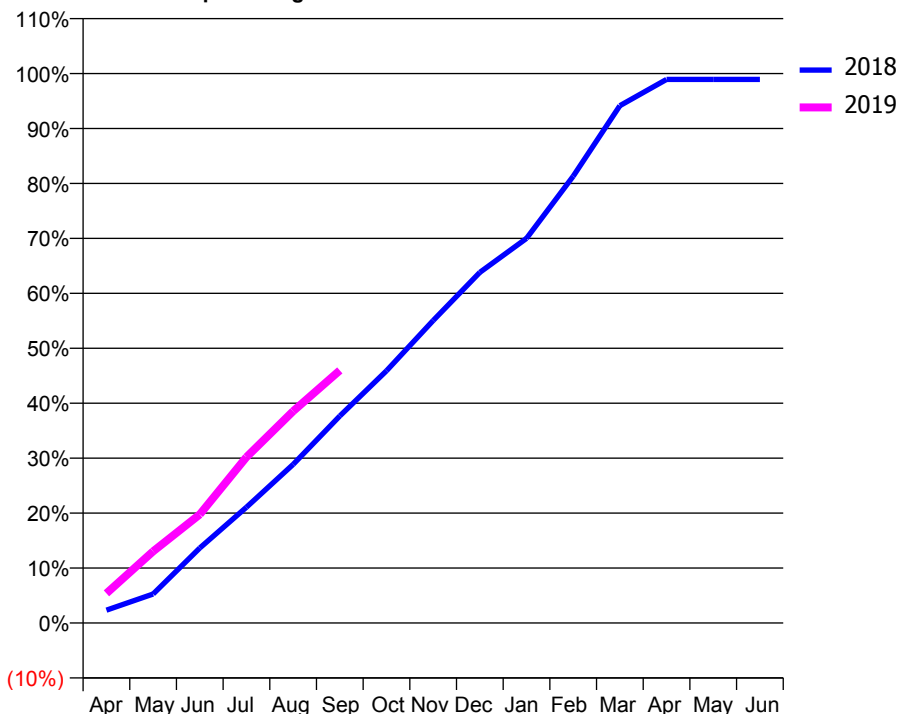
### ACCESS\*

Patients seen in 24 months	Total	Change since previous quarter
Quarter ending September 2017	3,539	
Quarter ending December 2017	3,617	↑
Quarter ending March 2018	3,685	→
Quarter ending June 2018	3,704	→
Quarter ending September 2018	3,750	→
<b>Variance since September 2017</b>	<b>6.0%</b>	<b>↑</b>



### ACTIVITY

Cumulative percentage of contracted UDA delivered 2018 & 2019



Month	Adjusted Scheduled Activity (UDA)	
	2018	2019
April	281	648
May	636	1,570
June	1,643	2,377
July	2,536	3,634
August	3,472	4,638
September	4,531	5,530
October	5,522	
November	6,622	
December	7,678	
January	8,421	
February	9,781	
March	11,325	
April	11,902	
May	11,902	
June	11,901	

### QUALITY

	Quantity	Base Number	Contract	AT	Region	England
% of FP17s for the same patient ID Re-attending within 3 months - Children	38	724	5.2%	10.0%	11.4%	11.6%
% of FP17s for the same patient ID Re-attending within 3 months - Adults	220	2,006	11.0%	14.3%	15.0%	15.5%
% of FP17s for the same patient ID Re-attending between 3 & 9 months - Children	499	724	68.9%	56.4%	59.9%	58.8%
% of FP17s for the same patient ID Re-attending between 3 & 9 months - Adults	1,205	2,006	60.1%	50.1%	52.0%	51.1%
% of FP17s for Band 1 Urgent Courses	140	2,504	5.6%	8.5%	8.0%	9.0%
% of FP17s Relating to Free Repair or Replacements	24	2,504	1.0%	0.7%	0.8%	0.8%
% of FP17s Relating to Continuations	4	2,504	0.2%	0.9%	0.9%	0.9%
% of Patients satisfied with the dentistry they have received	5	6	N/A	92.9%	93.5%	93.3%
% of Patients satisfied with the time they had to wait for an appointment	6	6	N/A	89.3%	89.1%	88.9%

\* This is based on patients treated on this contract for their most recent course of treatment. Figures in italics indicate the base number of FP17s or Patient Questionnaire responses are less than 100. N/A is shown where the base number of responses is less than 10 during the period. % is calculated as Quantity/Base number\*100

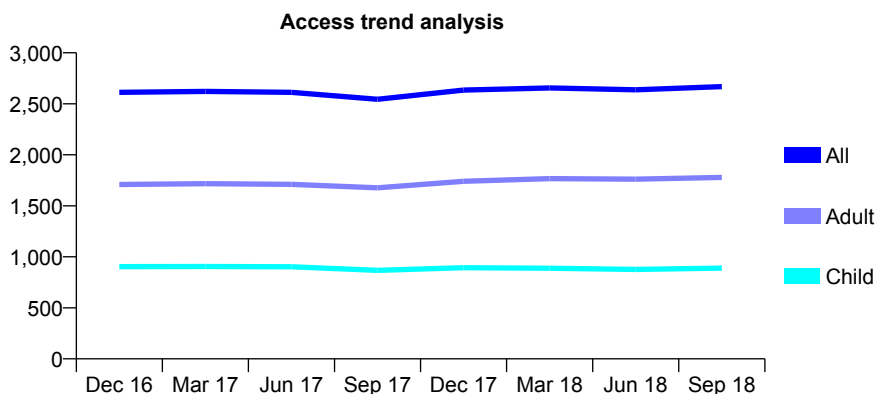
## Q57 - Vital Signs At a Glance Contract Report for 105570/0001 - September 2018

Name or company name	Ramsay and Sud
Contract type name	GDS Contract
Purpose of contract	General
Contract start date	01/04/2006
Contract end date	

18/19 Contracted general activity (UDA)	8,500
Carry forward general activity (UDA)	0
18/19 Contracted orthodontic activity (UOA)	0
Carry forward orthodontic activity (UOA)	0
Baseline contract value	£213,120.29

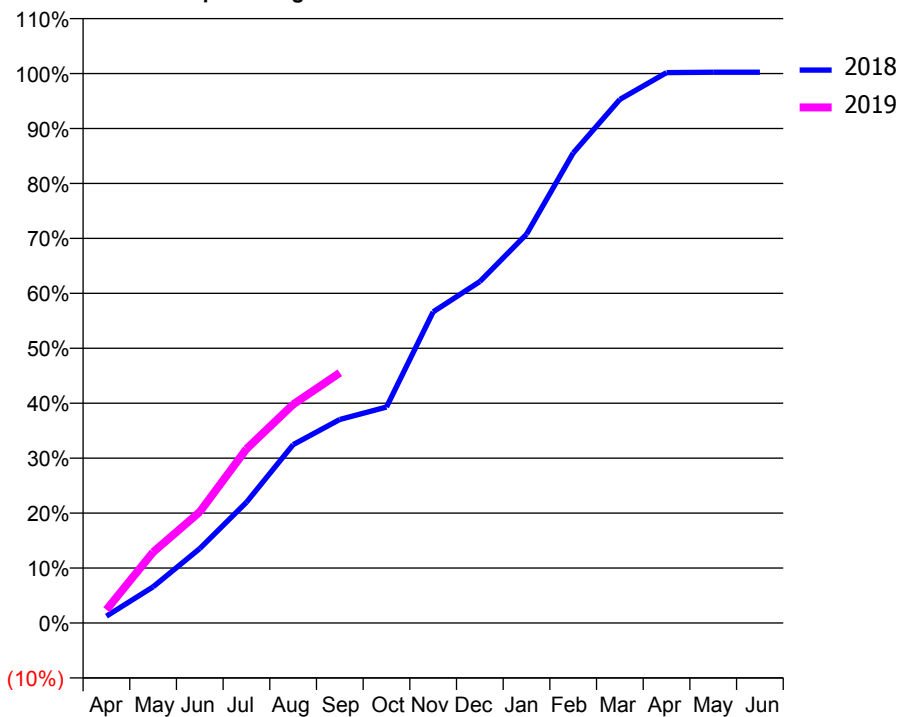
### ACCESS\*

Patients seen in 24 months	Total	Change since previous quarter
Quarter ending September 2017	2,544	
Quarter ending December 2017	2,634	↑
Quarter ending March 2018	2,655	→
Quarter ending June 2018	2,637	→
Quarter ending September 2018	2,669	→
<b>Variance since September 2017</b>	<b>4.9%</b>	<b>↑</b>



### ACTIVITY

Cumulative percentage of contracted UDA delivered 2018 & 2019



Adjusted Scheduled Activity (UDA)

Month	2018	2019
April	106	206
May	560	1,096
June	1,152	1,720
July	1,868	2,693
August	2,760	3,382
September	3,150	3,871
October	3,341	
November	4,814	
December	5,282	
January	6,014	
February	7,270	
March	8,100	
April	8,513	
May	8,519	
June	8,519	

### QUALITY

	Quantity	Base Number	Contract	AT	Region	England
% of FP17s for the same patient ID Re-attending within 3 months - Children	45	570	7.9%	10.0%	11.4%	11.6%
% of FP17s for the same patient ID Re-attending within 3 months - Adults	240	1,091	22.0%	14.3%	15.0%	15.5%
% of FP17s for the same patient ID Re-attending between 3 & 9 months - Children	242	570	42.5%	56.4%	59.9%	58.8%
% of FP17s for the same patient ID Re-attending between 3 & 9 months - Adults	419	1,091	38.4%	50.1%	52.0%	51.1%
% of FP17s for Band 1 Urgent Courses	117	1,524	7.7%	8.5%	8.0%	9.0%
% of FP17s Relating to Free Repair or Replacements	21	1,524	1.4%	0.7%	0.8%	0.8%
% of FP17s Relating to Continuations	100	1,524	6.6%	0.9%	0.9%	0.9%
% of Patients satisfied with the dentistry they have received	0	0	N/A	92.9%	93.5%	93.3%
% of Patients satisfied with the time they had to wait for an appointment	0	0	N/A	89.3%	89.1%	88.9%

\* This is based on patients treated on this contract for their most recent course of treatment. Figures in italics indicate the base number of FP17s or Patient Questionnaire responses are less than 100. N/A is shown where the base number of responses is less than 10 during the period. % is calculated as Quantity/Base number\*100

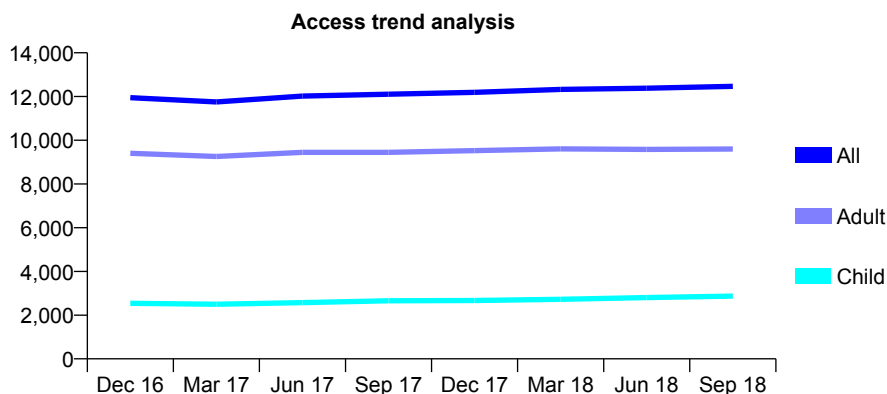
## Q57 - Vital Signs At a Glance Contract Report for 107204/0001 - September 2018

Name or company name	A F Clough & T N Clough
Contract type name	GDS Contract
Purpose of contract	General
Contract start date	01/03/2008
Contract end date	

18/19 Contracted general activity (UDA)	29,583
Carry forward general activity (UDA)	0
18/19 Contracted orthodontic activity (UOA)	0
Carry forward orthodontic activity (UOA)	0
Baseline contract value	£845,300.79

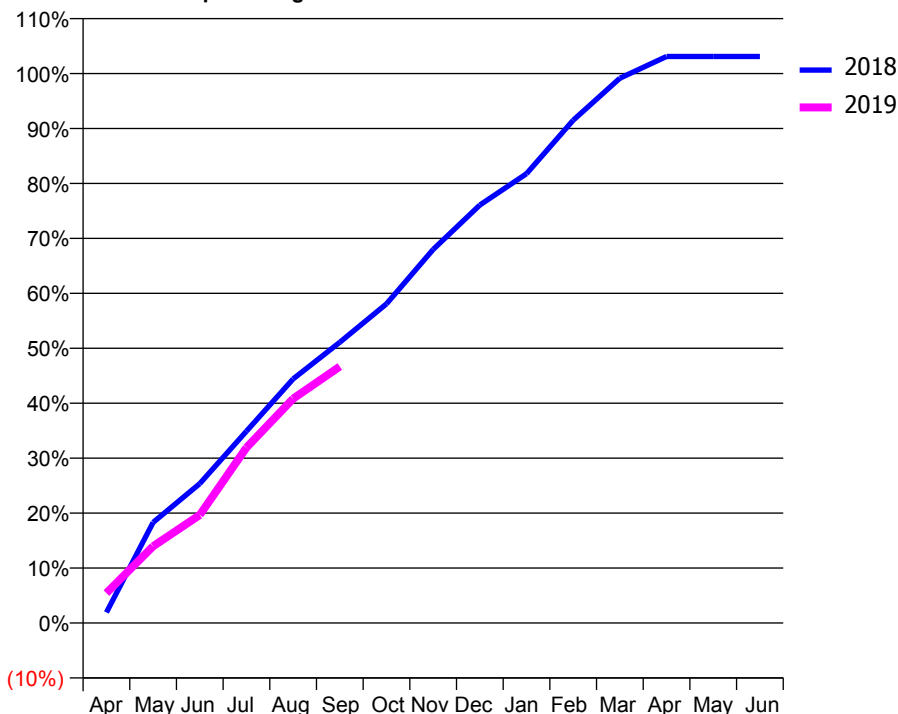
### ACCESS\*

Patients seen in 24 months	Total	Change since previous quarter
Quarter ending September 2017	12,103	
Quarter ending December 2017	12,192	→
Quarter ending March 2018	12,327	→
Quarter ending June 2018	12,380	→
Quarter ending September 2018	12,466	→
<b>Variance since September 2017</b>	<b>3.0%</b>	<b>↑</b>



### ACTIVITY

Cumulative percentage of contracted UDA delivered 2018 & 2019



Month	Adjusted Scheduled Activity (UDA)	
	2018	2019
April	569	1,610
May	5,419	4,130
June	7,508	5,815
July	10,327	9,447
August	13,143	12,079
September	15,118	13,811
October	17,183	
November	20,110	
December	22,506	
January	24,188	
February	27,071	
March	29,331	
April	30,500	
May	30,500	
June	30,498	

### QUALITY

	Quantity	Base Number	Contract	AT	Region	England
% of FP17s for the same patient ID Re-attending within 3 months - Children	141	2,198	6.4%	10.0%	11.4%	11.6%
% of FP17s for the same patient ID Re-attending within 3 months - Adults	910	6,321	14.4%	14.3%	15.0%	15.5%
% of FP17s for the same patient ID Re-attending between 3 & 9 months - Children	1,306	2,198	59.4%	56.4%	59.9%	58.8%
% of FP17s for the same patient ID Re-attending between 3 & 9 months - Adults	3,163	6,321	50.0%	50.1%	52.0%	51.1%
% of FP17s for Band 1 Urgent Courses	826	7,860	10.5%	8.5%	8.0%	9.0%
% of FP17s Relating to Free Repair or Replacements	103	7,860	1.3%	0.7%	0.8%	0.8%
% of FP17s Relating to Continuations	57	7,860	0.7%	0.9%	0.9%	0.9%
% of Patients satisfied with the dentistry they have received	6	7	N/A	92.9%	93.5%	93.3%
% of Patients satisfied with the time they had to wait for an appointment	6	7	N/A	89.3%	89.1%	88.9%

\* This is based on patients treated on this contract for their most recent course of treatment. Figures in italics indicate the base number of FP17s or Patient Questionnaire responses are less than 100. N/A is shown where the base number of responses is less than 10 during the period. % is calculated as Quantity/Base number\*100

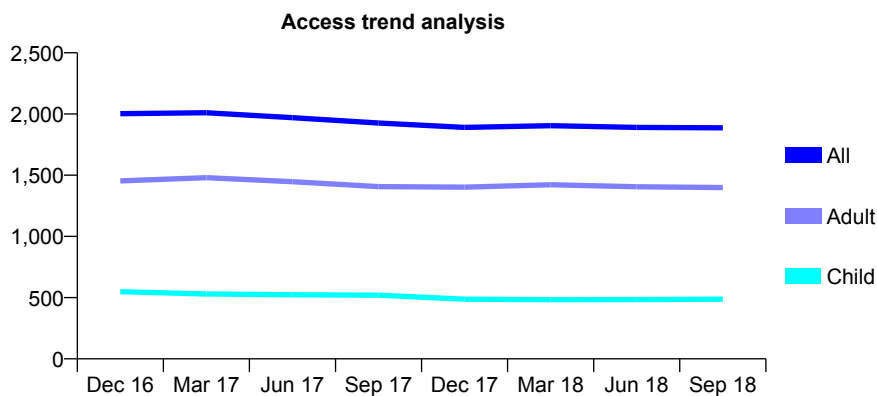
## Q57 - Vital Signs At a Glance Contract Report for 108790/0001 - September 2018

Name or company name	Alexander Dental Practice
Contract type name	GDS Contract
Purpose of contract	General
Contract start date	01/09/2010
Contract end date	

18/19 Contracted general activity (UDA)	5,000
Carry forward general activity (UDA)	0
18/19 Contracted orthodontic activity (UOA)	0
Carry forward orthodontic activity (UOA)	0
Baseline contract value	£142,307.59

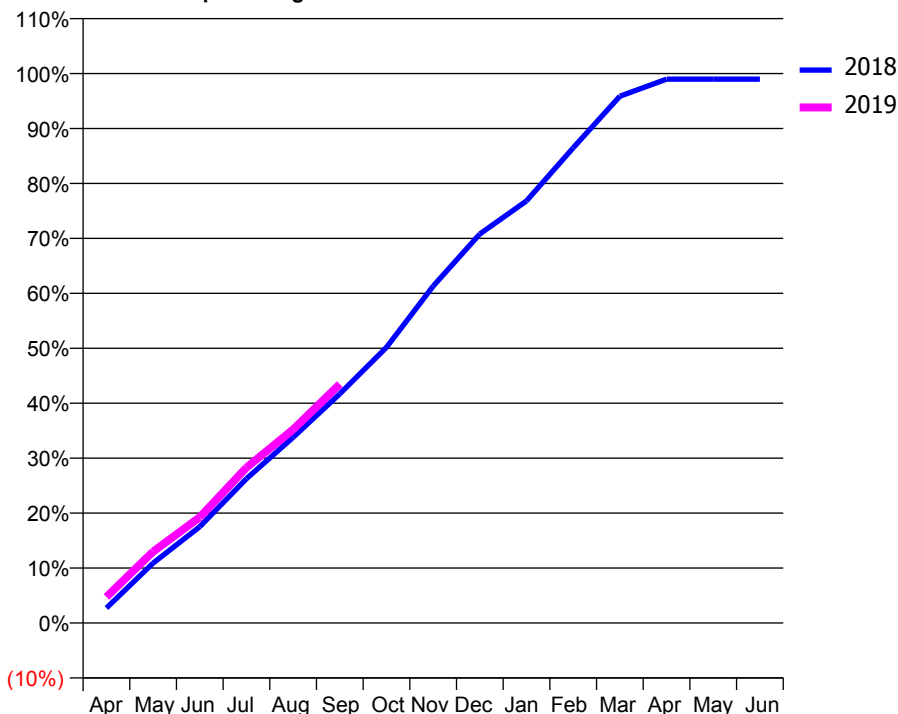
### ACCESS\*

Patients seen in 24 months	Total	Change since previous quarter
Quarter ending September 2017	1,927	
Quarter ending December 2017	1,891	↓
Quarter ending March 2018	1,905	→
Quarter ending June 2018	1,890	→
Quarter ending September 2018	1,887	→
<b>Variance since September 2017</b>	<b>(2.1%)</b>	<b>↓</b>



### ACTIVITY

Cumulative percentage of contracted UDA delivered 2018 & 2019



Month	Adjusted Scheduled Activity (UDA)	
	2018	2019
April	137	238
May	546	649
June	876	963
July	1,314	1,414
August	1,690	1,761
September	2,085	2,174
October	2,508	
November	3,066	
December	3,540	
January	3,841	
February	4,323	
March	4,794	
April	4,949	
May	4,949	
June	4,949	

### QUALITY

	Quantity	Base Number	Contract	AT	Region	England
% of FP17s for the same patient ID Re-attending within 3 months - Children	29	280	10.4%	10.0%	11.4%	11.6%
% of FP17s for the same patient ID Re-attending within 3 months - Adults	158	786	20.1%	14.3%	15.0%	15.5%
% of FP17s for the same patient ID Re-attending between 3 & 9 months - Children	113	280	40.4%	56.4%	59.9%	58.8%
% of FP17s for the same patient ID Re-attending between 3 & 9 months - Adults	299	786	38.0%	50.1%	52.0%	51.1%
% of FP17s for Band 1 Urgent Courses	219	1,006	21.8%	8.5%	8.0%	9.0%
% of FP17s Relating to Free Repair or Replacements	0	1,006	0.0%	0.7%	0.8%	0.8%
% of FP17s Relating to Continuations	11	1,006	1.1%	0.9%	0.9%	0.9%
% of Patients satisfied with the dentistry they have received	2	3	N/A	92.9%	93.5%	93.3%
% of Patients satisfied with the time they had to wait for an appointment	3	3	N/A	89.3%	89.1%	88.9%

\* This is based on patients treated on this contract for their most recent course of treatment. Figures in italics indicate the base number of FP17s or Patient Questionnaire responses are less than 100. N/A is shown where the base number of responses is less than 10 during the period. % is calculated as Quantity/Base number\*100

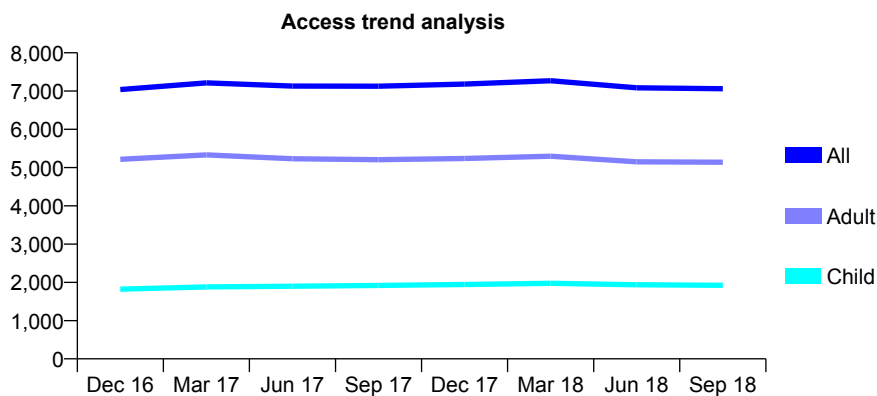
## Q57 - Vital Signs At a Glance Contract Report for 109231/0001 - September 2018

Name or company name	E. Harunani & M. Kanani
Contract type name	GDS Contract
Purpose of contract	General
Contract start date	01/07/2010
Contract end date	

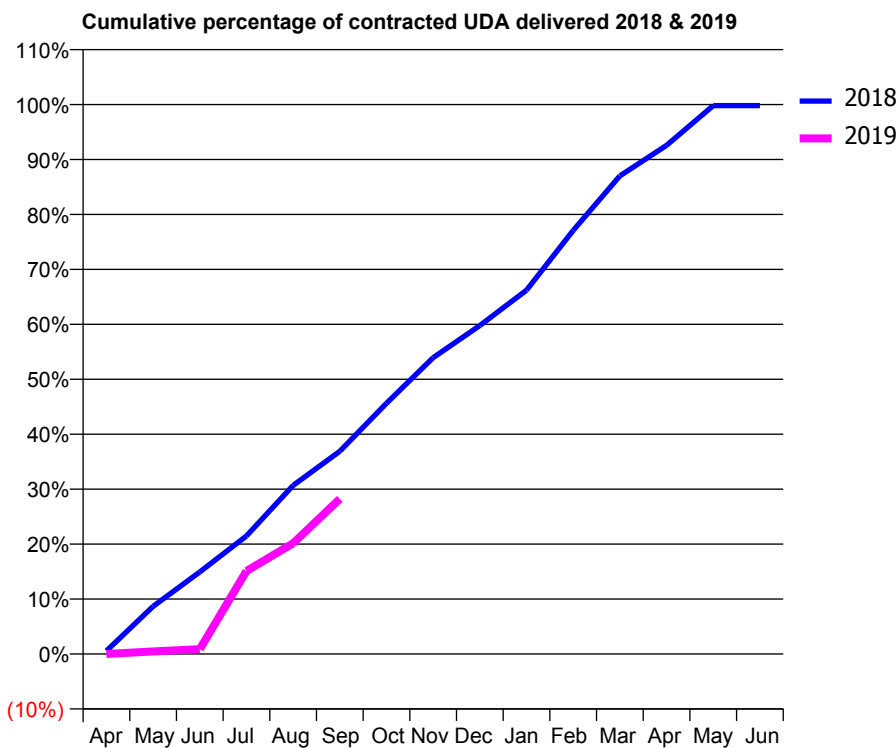
18/19 Contracted general activity (UDA)	20,850
Carry forward general activity (UDA)	0
18/19 Contracted orthodontic activity (UOA)	0
Carry forward orthodontic activity (UOA)	0
Baseline contract value	£520,175.99

### ACCESS\*

Patients seen in 24 months	Total	Change since previous quarter
Quarter ending September 2017	7,126	
Quarter ending December 2017	7,181	→
Quarter ending March 2018	7,270	→
Quarter ending June 2018	7,086	↓
Quarter ending September 2018	7,061	→
<b>Variance since September 2017</b>	<b>(0.9%)</b>	→



### ACTIVITY



Month	Adjusted Scheduled Activity (UDA)	
	2018	2019
April	119	0
May	1,811	101
June	3,115	184
July	4,482	3,147
August	6,399	4,204
September	7,693	5,889
October	9,513	
November	11,244	
December	12,462	
January	13,803	
February	16,074	
March	18,141	
April	19,298	
May	20,806	
June	20,806	

### QUALITY

	Quantity	Base Number	Contract	AT	Region	England
% of FP17s for the same patient ID Re-attending within 3 months - Children	68	1,187	5.7%	10.0%	11.4%	11.6%
% of FP17s for the same patient ID Re-attending within 3 months - Adults	355	2,791	12.7%	14.3%	15.0%	15.5%
% of FP17s for the same patient ID Re-attending between 3 & 9 months - Children	707	1,187	59.6%	56.4%	59.9%	58.8%
% of FP17s for the same patient ID Re-attending between 3 & 9 months - Adults	1,442	2,791	51.7%	50.1%	52.0%	51.1%
% of FP17s for Band 1 Urgent Courses	271	2,705	10.0%	8.5%	8.0%	9.0%
% of FP17s Relating to Free Repair or Replacements	19	2,705	0.7%	0.7%	0.8%	0.8%
% of FP17s Relating to Continuations	31	2,705	1.1%	0.9%	0.9%	0.9%
% of Patients satisfied with the dentistry they have received	3	4	N/A	92.9%	93.5%	93.3%
% of Patients satisfied with the time they had to wait for an appointment	2	4	N/A	89.3%	89.1%	88.9%

\* This is based on patients treated on this contract for their most recent course of treatment. Figures in italics indicate the base number of FP17s or Patient Questionnaire responses are less than 100. N/A is shown where the base number of responses is less than 10 during the period. % is calculated as Quantity/Base number\*100

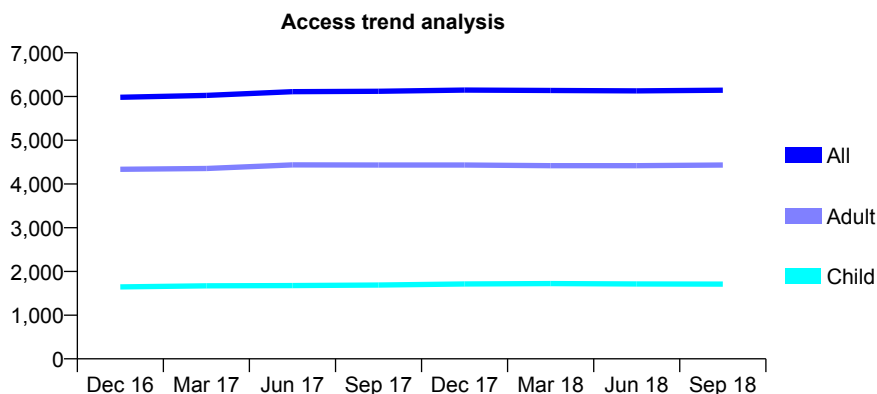
## Q57 - Vital Signs At a Glance Contract Report for 109894/0001 - September 2018

Name or company name	Mr T C Patel, Mrs K Patel, Mr A Patel and M
Contract type name	GDS Contract
Purpose of contract	General
Contract start date	01/05/2011
Contract end date	

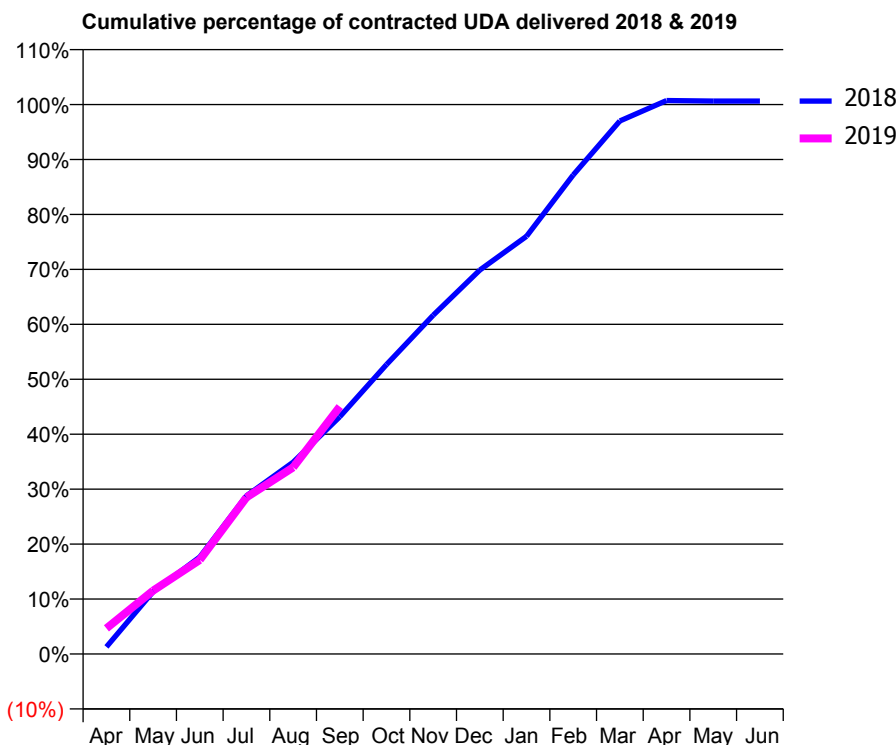
18/19 Contracted general activity (UDA)	12,494
Carry forward general activity (UDA)	0
18/19 Contracted orthodontic activity (UOA)	0
Carry forward orthodontic activity (UOA)	0
Baseline contract value	£297,104.42

### ACCESS\*

Patients seen in 24 months	Total	Change since previous quarter
Quarter ending September 2017	6,119	
Quarter ending December 2017	6,147	→
Quarter ending March 2018	6,139	→
Quarter ending June 2018	6,129	→
Quarter ending September 2018	6,143	→
<b>Variance since September 2017</b>	<b>0.4%</b>	<b>→</b>



### ACTIVITY



Month	Adjusted Scheduled Activity (UDA)	
	2018	2019
April	163	583
May	1,419	1,443
June	2,204	2,139
July	3,598	3,560
August	4,361	4,242
September	5,395	5,626
October	6,580	
November	7,701	
December	8,730	
January	9,498	
February	10,893	
March	12,120	
April	12,584	
May	12,573	
June	12,573	

### QUALITY

	Quantity	Base Number	Contract	AT	Region	England
% of FP17s for the same patient ID Re-attending within 3 months - Children	111	1,295	8.6%	10.0%	11.4%	11.6%
% of FP17s for the same patient ID Re-attending within 3 months - Adults	465	3,014	15.4%	14.3%	15.0%	15.5%
% of FP17s for the same patient ID Re-attending between 3 & 9 months - Children	795	1,295	61.4%	56.4%	59.9%	58.8%
% of FP17s for the same patient ID Re-attending between 3 & 9 months - Adults	1,552	3,014	51.5%	50.1%	52.0%	51.1%
% of FP17s for Band 1 Urgent Courses	377	3,339	11.3%	8.5%	8.0%	9.0%
% of FP17s Relating to Free Repair or Replacements	20	3,339	0.6%	0.7%	0.8%	0.8%
% of FP17s Relating to Continuations	1	3,339	0.0%	0.9%	0.9%	0.9%
% of Patients satisfied with the dentistry they have received	2	2	N/A	92.9%	93.5%	93.3%
% of Patients satisfied with the time they had to wait for an appointment	1	2	N/A	89.3%	89.1%	88.9%

\* This is based on patients treated on this contract for their most recent course of treatment. Figures in italics indicate the base number of FP17s or Patient Questionnaire responses are less than 100. N/A is shown where the base number of responses is less than 10 during the period. % is calculated as Quantity/Base number\*100



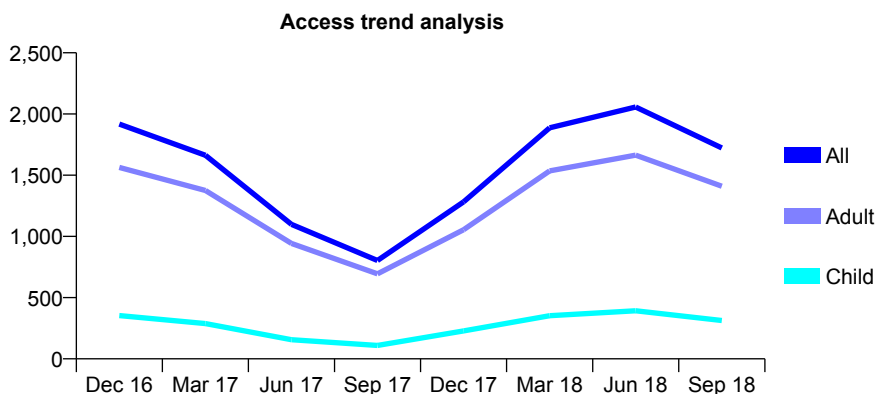
## Q57 - Vital Signs At a Glance Contract Report for 109991/0001 - September 2018

Name or company name	West Mersea Dental Practice
Contract type name	GDS Contract
Purpose of contract	General
Contract start date	01/03/2014
Contract end date	

18/19 Contracted general activity (UDA)	6,975
Carry forward general activity (UDA)	0
18/19 Contracted orthodontic activity (UOA)	0
Carry forward orthodontic activity (UOA)	0
Baseline contract value	£156,716.63

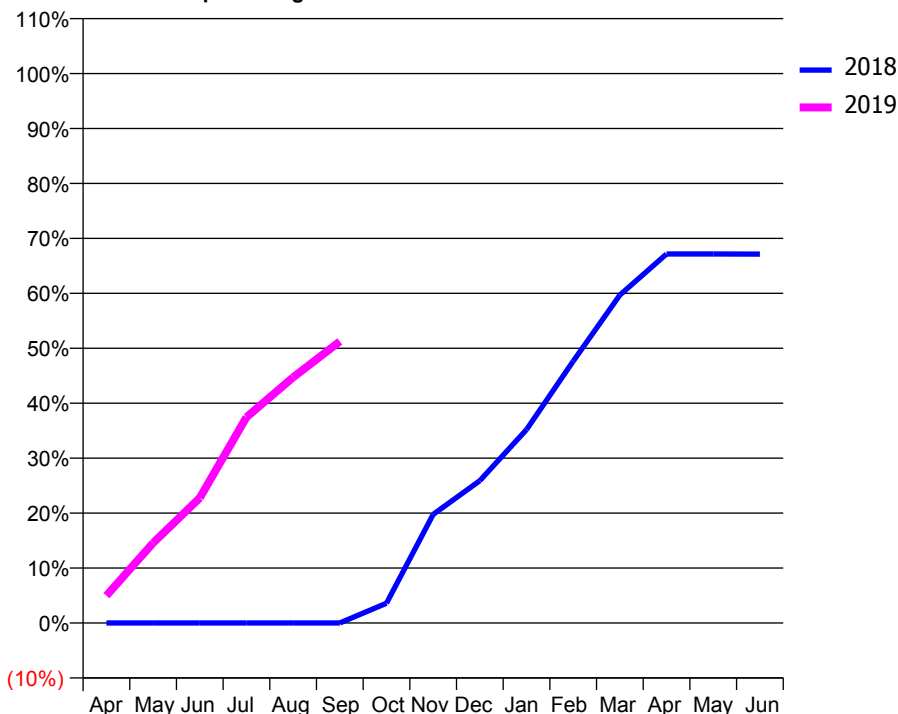
### ACCESS\*

Patients seen in 24 months	Total	Change since previous quarter
Quarter ending September 2017	803	
Quarter ending December 2017	1,283	↑
Quarter ending March 2018	1,887	↑
Quarter ending June 2018	2,057	↑
Quarter ending September 2018	1,723	↓
<b>Variance since September 2017</b>	<b>114.6%</b>	<b>↑</b>



### ACTIVITY

Cumulative percentage of contracted UDA delivered 2018 & 2019



Adjusted Scheduled Activity (UDA)

Month	2018	2019
April	0	347
May	0	1,017
June	0	1,589
July	1	2,612
August	1	3,119
September	1	3,574
October	251	
November	1,378	
December	1,807	
January	2,455	
February	3,324	
March	4,163	
April	4,685	
May	4,685	
June	4,682	

### QUALITY

	Quantity	Base Number	Contract	AT	Region	England
% of FP17s for the same patient ID Re-attending within 3 months - Children	15	261	5.7%	10.0%	11.4%	11.6%
% of FP17s for the same patient ID Re-attending within 3 months - Adults	176	1,195	14.7%	14.3%	15.0%	15.5%
% of FP17s for the same patient ID Re-attending between 3 & 9 months - Children	133	261	51.0%	56.4%	59.9%	58.8%
% of FP17s for the same patient ID Re-attending between 3 & 9 months - Adults	525	1,195	43.9%	50.1%	52.0%	51.1%
% of FP17s for Band 1 Urgent Courses	67	1,254	5.3%	8.5%	8.0%	9.0%
% of FP17s Relating to Free Repair or Replacements	1	1,254	0.1%	0.7%	0.8%	0.8%
% of FP17s Relating to Continuations	16	1,254	1.3%	0.9%	0.9%	0.9%
% of Patients satisfied with the dentistry they have received	2	2	N/A	92.9%	93.5%	93.3%
% of Patients satisfied with the time they had to wait for an appointment	2	2	N/A	89.3%	89.1%	88.9%

\* This is based on patients treated on this contract for their most recent course of treatment. Figures in italics indicate the base number of FP17s or Patient Questionnaire responses are less than 100. N/A is shown where the base number of responses is less than 10 during the period. % is calculated as Quantity/Base number\*100

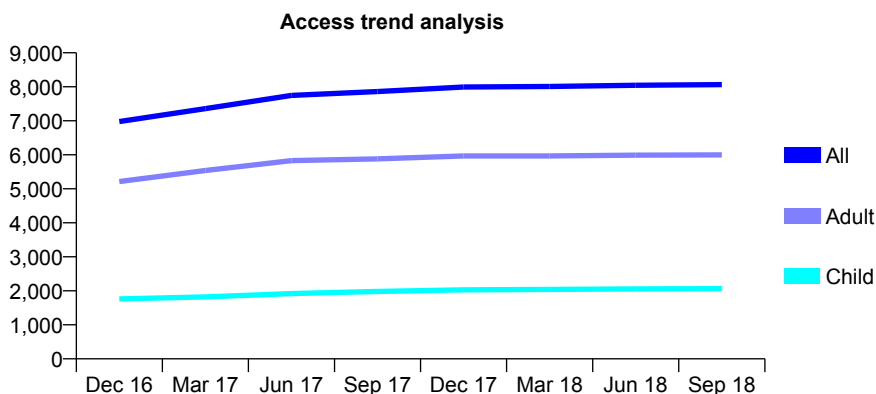
## Q57 - Vital Signs At a Glance Contract Report for 110299/0002 - September 2018

Name or company name	Baddow Dental Practice
Contract type name	GDS Contract
Purpose of contract	General
Contract start date	01/07/2015
Contract end date	

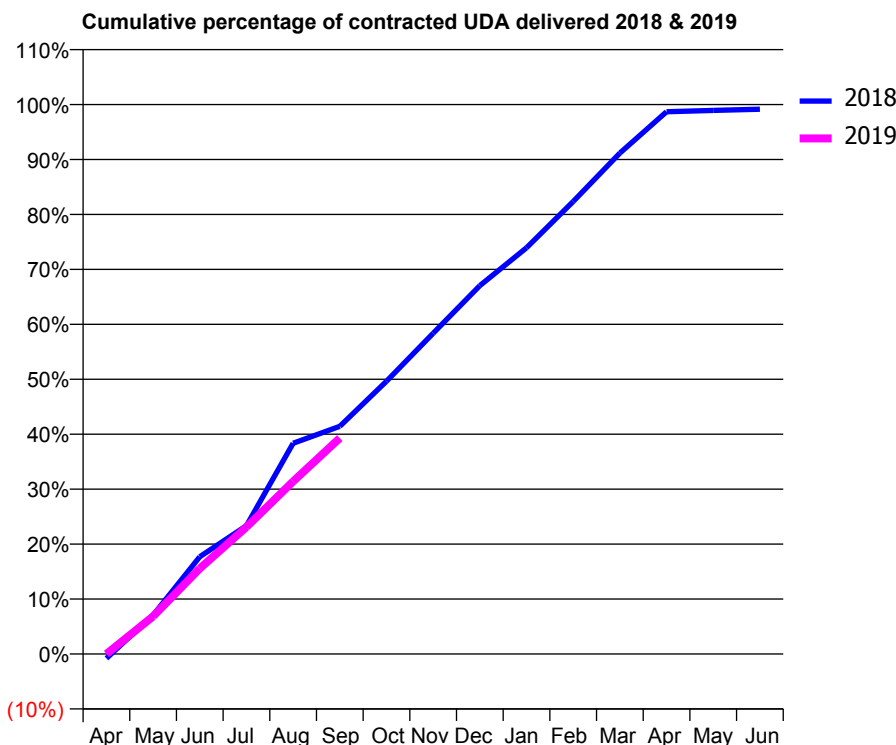
18/19 Contracted general activity (UDA)	20,223
Carry forward general activity (UDA)	0
18/19 Contracted orthodontic activity (UOA)	0
Carry forward orthodontic activity (UOA)	0
Baseline contract value	£615,433.30

### ACCESS\*

Patients seen in 24 months	Total	Change since previous quarter
Quarter ending September 2017	7,862	
Quarter ending December 2017	7,995	→
Quarter ending March 2018	8,008	→
Quarter ending June 2018	8,045	→
Quarter ending September 2018	8,063	→
<b>Variance since September 2017</b>	<b>2.6%</b>	<b>↑</b>



### ACTIVITY



Month	Adjusted Scheduled Activity (UDA)	
	2018	2019
April	-164	0
May	1,431	1,389
June	3,582	3,148
July	4,723	4,673
August	7,758	6,351
September	8,381	7,946
October	10,039	
November	11,806	
December	13,559	
January	14,949	
February	16,656	
March	18,434	
April	19,955	
May	20,003	
June	20,050	

### QUALITY

	Quantity	Base Number	Contract	AT	Region	England
% of FP17s for the same patient ID Re-attending within 3 months - Children	52	1,377	3.8%	10.0%	11.4%	11.6%
% of FP17s for the same patient ID Re-attending within 3 months - Adults	432	3,580	12.1%	14.3%	15.0%	15.5%
% of FP17s for the same patient ID Re-attending between 3 & 9 months - Children	753	1,377	54.7%	56.4%	59.9%	58.8%
% of FP17s for the same patient ID Re-attending between 3 & 9 months - Adults	1,712	3,580	47.8%	50.1%	52.0%	51.1%
% of FP17s for Band 1 Urgent Courses	374	4,187	8.9%	8.5%	8.0%	9.0%
% of FP17s Relating to Free Repair or Replacements	26	4,187	0.6%	0.7%	0.8%	0.8%
% of FP17s Relating to Continuations	25	4,187	0.6%	0.9%	0.9%	0.9%
% of Patients satisfied with the dentistry they have received	9	10	90.0%	92.9%	93.5%	93.3%
% of Patients satisfied with the time they had to wait for an appointment	9	10	90.0%	89.3%	89.1%	88.9%

\* This is based on patients treated on this contract for their most recent course of treatment. Figures in italics indicate the base number of FP17s or Patient Questionnaire responses are less than 100. N/A is shown where the base number of responses is less than 10 during the period. % is calculated as Quantity/Base number\*100

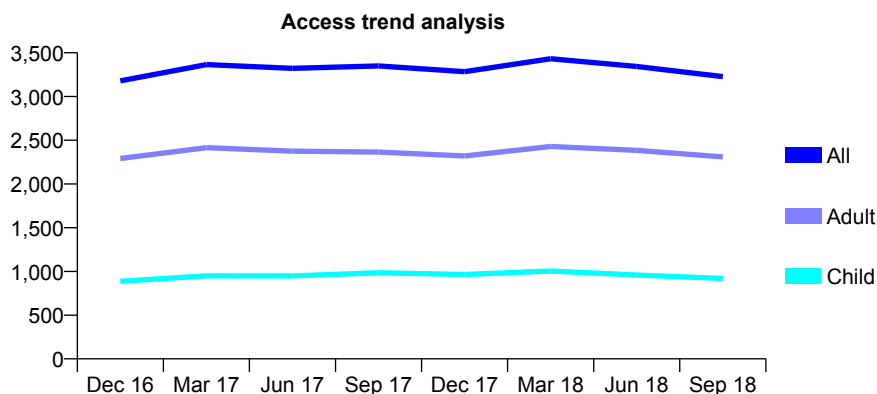
## Q57 - Vital Signs At a Glance Contract Report for 110329/0001 - September 2018

Name or company name	Mr Yap & Mr Dhamu
Contract type name	GDS Contract
Purpose of contract	General
Contract start date	01/04/2014
Contract end date	

18/19 Contracted general activity (UDA)	9,860
Carry forward general activity (UDA)	0
18/19 Contracted orthodontic activity (UOA)	0
Carry forward orthodontic activity (UOA)	0
Baseline contract value	£316,032.83

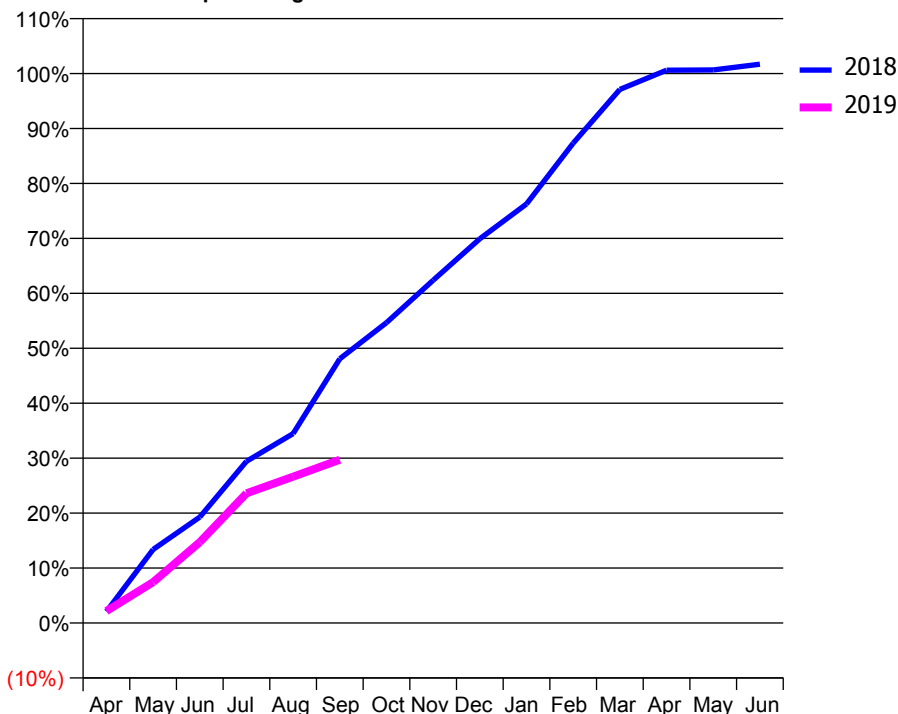
### ACCESS\*

Patients seen in 24 months	Total	Change since previous quarter
Quarter ending September 2017	3,350	
Quarter ending December 2017	3,284	↓
Quarter ending March 2018	3,432	↑
Quarter ending June 2018	3,343	↓
Quarter ending September 2018	3,228	↓
<b>Variance since September 2017</b>	<b>(3.6%)</b>	<b>↓</b>



### ACTIVITY

Cumulative percentage of contracted UDA delivered 2018 & 2019



Adjusted Scheduled Activity (UDA)

Month	2018	2019
April	208	214
May	1,319	733
June	1,901	1,450
July	2,901	2,327
August	3,399	2,625
September	4,741	2,931
October	5,389	
November	6,150	
December	6,896	
January	7,520	
February	8,611	
March	9,575	
April	9,919	
May	9,923	
June	10,027	

### QUALITY

	Quantity	Base Number	Contract	AT	Region	England
% of FP17s for the same patient ID Re-attending within 3 months - Children	19	334	5.7%	10.0%	11.4%	11.6%
% of FP17s for the same patient ID Re-attending within 3 months - Adults	76	975	7.8%	14.3%	15.0%	15.5%
% of FP17s for the same patient ID Re-attending between 3 & 9 months - Children	66	334	19.8%	56.4%	59.9%	58.8%
% of FP17s for the same patient ID Re-attending between 3 & 9 months - Adults	285	975	29.2%	50.1%	52.0%	51.1%
% of FP17s for Band 1 Urgent Courses	64	1,158	5.5%	8.5%	8.0%	9.0%
% of FP17s Relating to Free Repair or Replacements	0	1,158	0.0%	0.7%	0.8%	0.8%
% of FP17s Relating to Continuations	0	1,158	0.0%	0.9%	0.9%	0.9%
% of Patients satisfied with the dentistry they have received	0	1	N/A	92.9%	93.5%	93.3%
% of Patients satisfied with the time they had to wait for an appointment	0	1	N/A	89.3%	89.1%	88.9%

\* This is based on patients treated on this contract for their most recent course of treatment. Figures in italics indicate the base number of FP17s or Patient Questionnaire responses are less than 100. N/A is shown where the base number of responses is less than 10 during the period. % is calculated as Quantity/Base number\*100

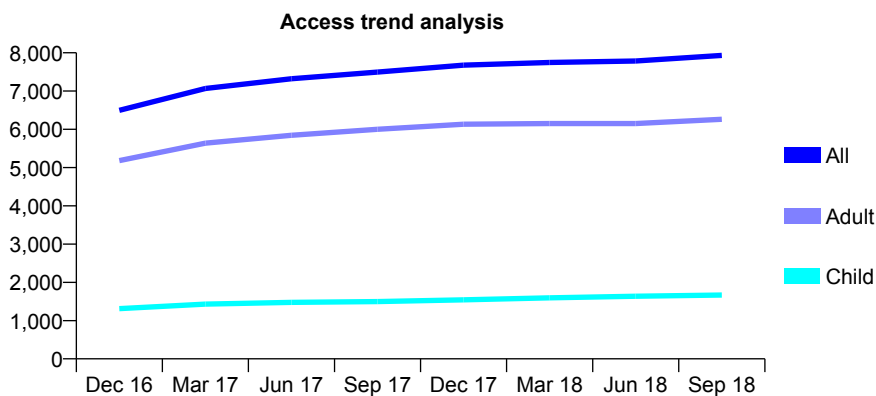
## Q57 - Vital Signs At a Glance Contract Report for 111074/0001 - September 2018

Name or company name	Cygnets Dental Practice
Contract type name	GDS Contract
Purpose of contract	General
Contract start date	01/04/2015
Contract end date	

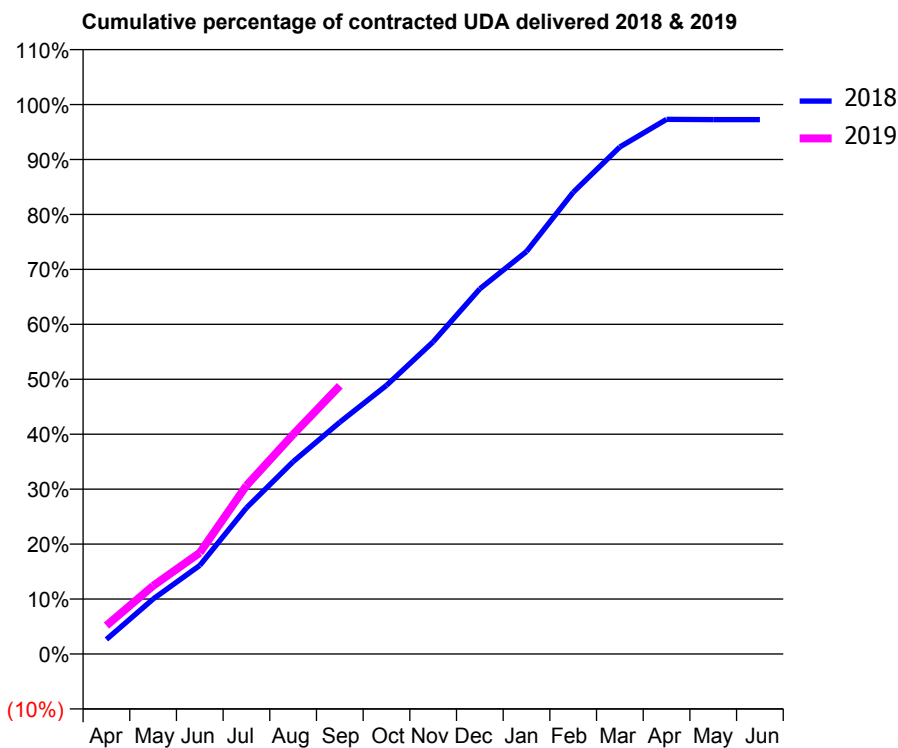
18/19 Contracted general activity (UDA)	21,884
Carry forward general activity (UDA)	0
18/19 Contracted orthodontic activity (UOA)	0
Carry forward orthodontic activity (UOA)	0
Baseline contract value	£532,154.96

### ACCESS\*

Patients seen in 24 months	Total	Change since previous quarter
Quarter ending September 2017	7,498	
Quarter ending December 2017	7,678	↑
Quarter ending March 2018	7,746	→
Quarter ending June 2018	7,787	→
Quarter ending September 2018	7,933	→
<b>Variance since September 2017</b>	<b>5.8%</b>	<b>↑</b>



### ACTIVITY



Month	Adjusted Scheduled Activity (UDA)	
	2018	2019
April	583	1,133
May	2,191	2,716
June	3,530	4,031
July	5,824	6,712
August	7,659	8,743
September	9,231	10,681
October	10,699	
November	12,434	
December	14,544	
January	16,032	
February	18,385	
March	20,194	
April	21,293	
May	21,284	
June	21,281	

### QUALITY

	Quantity	Base Number	Contract	AT	Region	England
% of FP17s for the same patient ID Re-attending within 3 months - Children	70	1,337	5.2%	10.0%	11.4%	11.6%
% of FP17s for the same patient ID Re-attending within 3 months - Adults	483	4,277	11.3%	14.3%	15.0%	15.5%
% of FP17s for the same patient ID Re-attending between 3 & 9 months - Children	831	1,337	62.2%	56.4%	59.9%	58.8%
% of FP17s for the same patient ID Re-attending between 3 & 9 months - Adults	2,408	4,277	56.3%	50.1%	52.0%	51.1%
% of FP17s for Band 1 Urgent Courses	512	5,105	10.0%	8.5%	8.0%	9.0%
% of FP17s Relating to Free Repair or Replacements	28	5,105	0.5%	0.7%	0.8%	0.8%
% of FP17s Relating to Continuations	21	5,105	0.4%	0.9%	0.9%	0.9%
% of Patients satisfied with the dentistry they have received	4	4	N/A	92.9%	93.5%	93.3%
% of Patients satisfied with the time they had to wait for an appointment	4	4	N/A	89.3%	89.1%	88.9%

\* This is based on patients treated on this contract for their most recent course of treatment. Figures in italics indicate the base number of FP17s or Patient Questionnaire responses are less than 100. N/A is shown where the base number of responses is less than 10 during the period. % is calculated as Quantity/Base number\*100

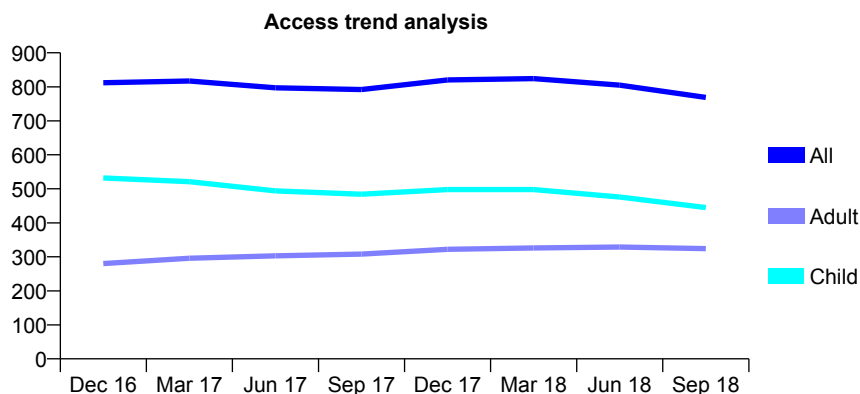
## Q57 - Vital Signs At a Glance Contract Report for 112232/0001 - September 2018

Name or company name	M Duncan & K Singh
Contract type name	GDS Contract
Purpose of contract	General
Contract start date	01/04/2009
Contract end date	

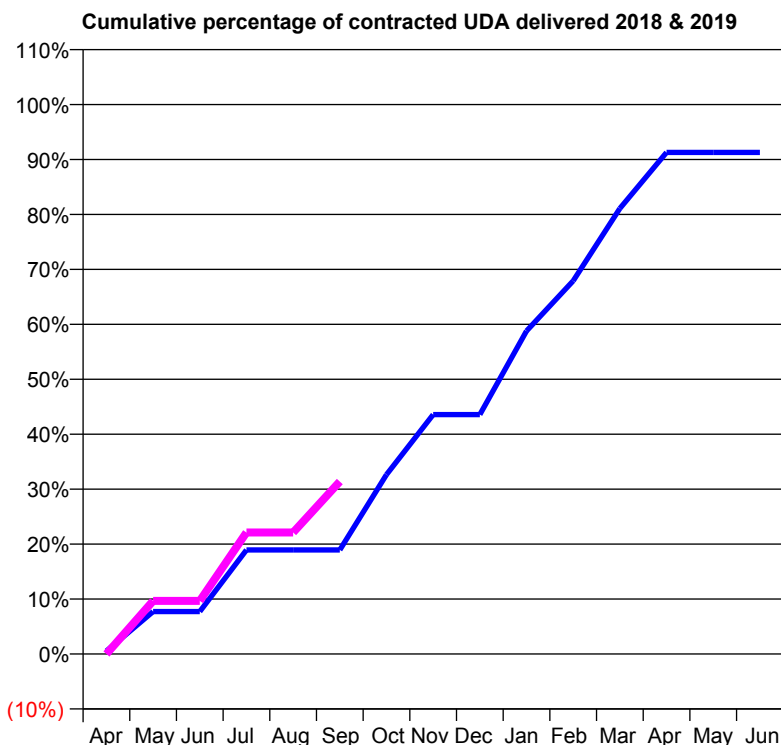
18/19 Contracted general activity (UDA)	2,000
Carry forward general activity (UDA)	0
18/19 Contracted orthodontic activity (UOA)	0
Carry forward orthodontic activity (UOA)	0
Baseline contract value	£48,028.29

### ACCESS\*

Patients seen in 24 months	Total	Change since previous quarter
Quarter ending September 2017	792	
Quarter ending December 2017	820	↑
Quarter ending March 2018	824	→
Quarter ending June 2018	805	↓
Quarter ending September 2018	769	↓
<b>Variance since September 2017</b>	<b>(2.9%)</b>	<b>↓</b>



### ACTIVITY



Adjusted Scheduled Activity (UDA)		
Month	2018	2019
April	11	0
May	155	193
June	155	193
July	379	442
August	379	442
September	379	628
October	653	
November	871	
December	871	
January	1,176	
February	1,358	
March	1,622	
April	1,825	
May	1,825	
June	1,825	

### QUALITY

	Quantity	Base Number	Contract	AT	Region	England
% of FP17s for the same patient ID Re-attending within 3 months - Children	21	406	5.2%	10.0%	11.4%	11.6%
% of FP17s for the same patient ID Re-attending within 3 months - Adults	7	159	4.4%	14.3%	15.0%	15.5%
% of FP17s for the same patient ID Re-attending between 3 & 9 months - Children	278	406	68.5%	56.4%	59.9%	58.8%
% of FP17s for the same patient ID Re-attending between 3 & 9 months - Adults	61	159	38.4%	50.1%	52.0%	51.1%
% of FP17s for Band 1 Urgent Courses	25	480	5.2%	8.5%	8.0%	9.0%
% of FP17s Relating to Free Repair or Replacements	0	480	0.0%	0.7%	0.8%	0.8%
% of FP17s Relating to Continuations	4	480	0.8%	0.9%	0.9%	0.9%
% of Patients satisfied with the dentistry they have received	2	2	N/A	92.9%	93.5%	93.3%
% of Patients satisfied with the time they had to wait for an appointment	2	2	N/A	89.3%	89.1%	88.9%

\* This is based on patients treated on this contract for their most recent course of treatment. Figures in italics indicate the base number of FP17s or Patient Questionnaire responses are less than 100. N/A is shown where the base number of responses is less than 10 during the period. % is calculated as Quantity/Base number\*100

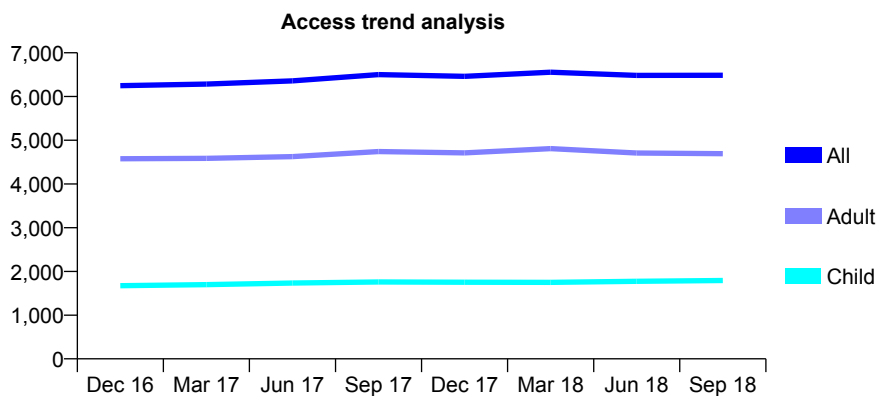
## Q57 - Vital Signs At a Glance Contract Report for 114944/0001 - September 2018

Name or company name	Hockley Dental Care
Contract type name	GDS Contract
Purpose of contract	General
Contract start date	01/10/2010
Contract end date	

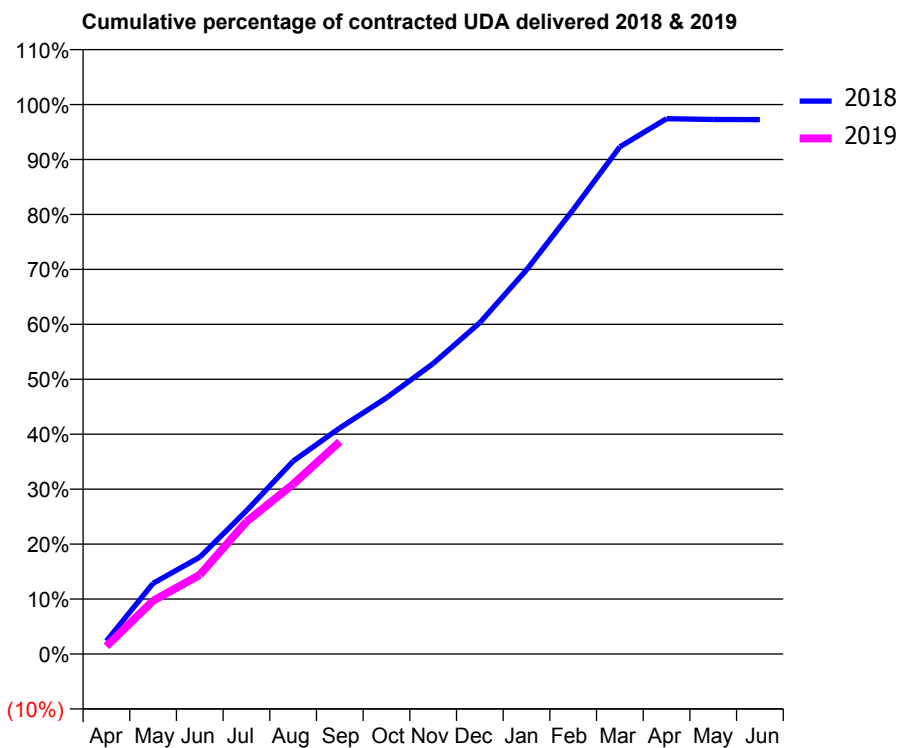
18/19 Contracted general activity (UDA)	18,150
Carry forward general activity (UDA)	0
18/19 Contracted orthodontic activity (UOA)	0
Carry forward orthodontic activity (UOA)	0
Baseline contract value	£441,392.16

### ACCESS\*

Patients seen in 24 months	Total	Change since previous quarter
Quarter ending September 2017	6,500	
Quarter ending December 2017	6,462	→
Quarter ending March 2018	6,557	→
Quarter ending June 2018	6,484	↓
Quarter ending September 2018	6,485	→
<b>Variance since September 2017</b>	<b>(0.2%)</b>	<b>→</b>



### ACTIVITY



Month	Adjusted Scheduled Activity (UDA)	
	2018	2019
April	429	260
May	2,334	1,759
June	3,198	2,615
July	4,733	4,372
August	6,372	5,608
September	7,469	7,013
October	8,462	
November	9,595	
December	10,941	
January	12,688	
February	14,677	
March	16,754	
April	17,682	
May	17,655	
June	17,653	

### QUALITY

	Quantity	Base Number	Contract	AT	Region	England
% of FP17s for the same patient ID Re-attending within 3 months - Children	72	1,182	6.1%	10.0%	11.4%	11.6%
% of FP17s for the same patient ID Re-attending within 3 months - Adults	312	2,559	12.2%	14.3%	15.0%	15.5%
% of FP17s for the same patient ID Re-attending between 3 & 9 months - Children	628	1,182	53.1%	56.4%	59.9%	58.8%
% of FP17s for the same patient ID Re-attending between 3 & 9 months - Adults	1,245	2,559	48.7%	50.1%	52.0%	51.1%
% of FP17s for Band 1 Urgent Courses	516	3,361	15.4%	8.5%	8.0%	9.0%
% of FP17s Relating to Free Repair or Replacements	8	3,361	0.2%	0.7%	0.8%	0.8%
% of FP17s Relating to Continuations	7	3,361	0.2%	0.9%	0.9%	0.9%
% of Patients satisfied with the dentistry they have received	5	5	N/A	92.9%	93.5%	93.3%
% of Patients satisfied with the time they had to wait for an appointment	5	5	N/A	89.3%	89.1%	88.9%

\* This is based on patients treated on this contract for their most recent course of treatment. Figures in italics indicate the base number of FP17s or Patient Questionnaire responses are less than 100. N/A is shown where the base number of responses is less than 10 during the period. % is calculated as Quantity/Base number\*100

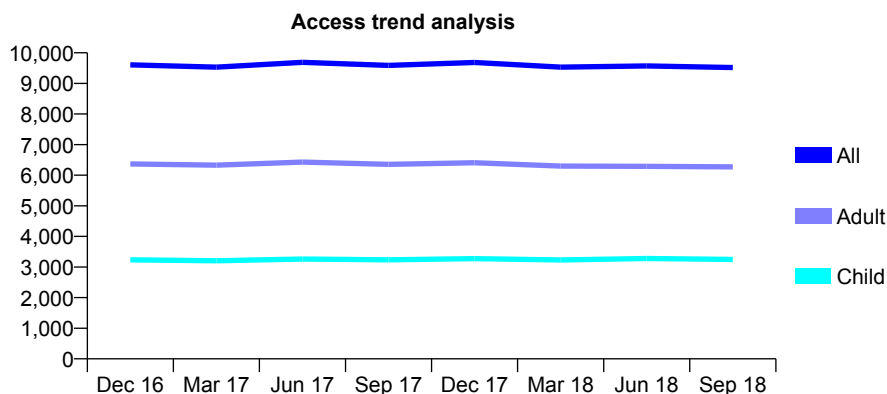
## Q57 - Vital Signs At a Glance Contract Report for 116432/0001 - September 2018

Name or company name	Ghabai and Hemmati
Contract type name	GDS Contract
Purpose of contract	General
Contract start date	01/04/2006
Contract end date	

18/19 Contracted general activity (UDA)	26,845
Carry forward general activity (UDA)	0
18/19 Contracted orthodontic activity (UOA)	0
Carry forward orthodontic activity (UOA)	0
Baseline contract value	£877,019.01

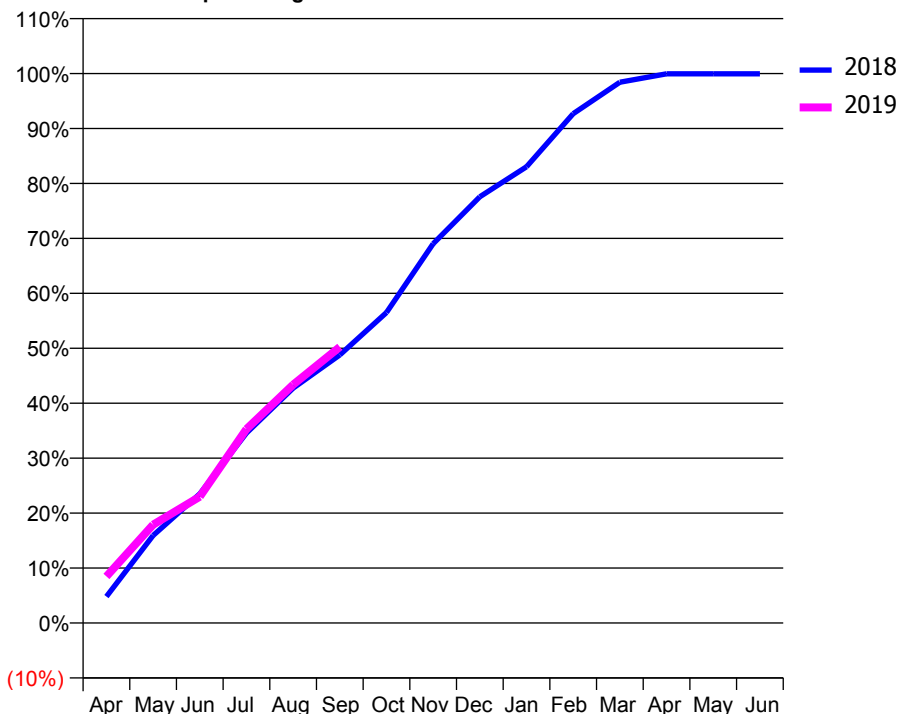
### ACCESS\*

Patients seen in 24 months	Total	Change since previous quarter
Quarter ending September 2017	9,590	
Quarter ending December 2017	9,683	→
Quarter ending March 2018	9,531	↓
Quarter ending June 2018	9,569	→
Quarter ending September 2018	9,520	→
<b>Variance since September 2017</b>	<b>(0.7%)</b>	<b>→</b>



### ACTIVITY

Cumulative percentage of contracted UDA delivered 2018 & 2019



Month	Adjusted Scheduled Activity (UDA)	
	2018	2019
April	1,290	2,274
May	4,274	4,802
June	6,308	6,172
July	9,278	9,478
August	11,475	11,642
September	13,099	13,490
October	15,167	
November	18,528	
December	20,821	
January	22,290	
February	24,884	
March	26,420	
April	26,833	
May	26,833	
June	26,833	

### QUALITY

	Quantity	Base Number	Contract	AT	Region	England
% of FP17s for the same patient ID Re-attending within 3 months - Children	153	2,103	7.3%	10.0%	11.4%	11.6%
% of FP17s for the same patient ID Re-attending within 3 months - Adults	270	3,033	8.9%	14.3%	15.0%	15.5%
% of FP17s for the same patient ID Re-attending between 3 & 9 months - Children	940	2,103	44.7%	56.4%	59.9%	58.8%
% of FP17s for the same patient ID Re-attending between 3 & 9 months - Adults	1,022	3,033	33.7%	50.1%	52.0%	51.1%
% of FP17s for Band 1 Urgent Courses	232	4,809	4.8%	8.5%	8.0%	9.0%
% of FP17s Relating to Free Repair or Replacements	5	4,809	0.1%	0.7%	0.8%	0.8%
% of FP17s Relating to Continuations	33	4,809	0.7%	0.9%	0.9%	0.9%
% of Patients satisfied with the dentistry they have received	14	17	82.4%	92.9%	93.5%	93.3%
% of Patients satisfied with the time they had to wait for an appointment	16	17	94.1%	89.3%	89.1%	88.9%

\* This is based on patients treated on this contract for their most recent course of treatment. Figures in italics indicate the base number of FP17s or Patient Questionnaire responses are less than 100. N/A is shown where the base number of responses is less than 10 during the period. % is calculated as Quantity/Base number\*100

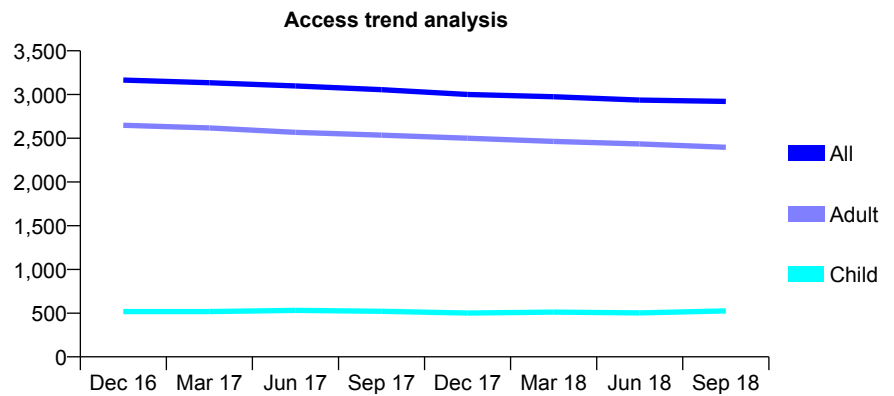
## Q57 - Vital Signs At a Glance Contract Report for 116610/0001 - September 2018

Name or company name	M Duncan & KS Singh
Contract type name	GDS Contract
Purpose of contract	General
Contract start date	01/04/2014
Contract end date	

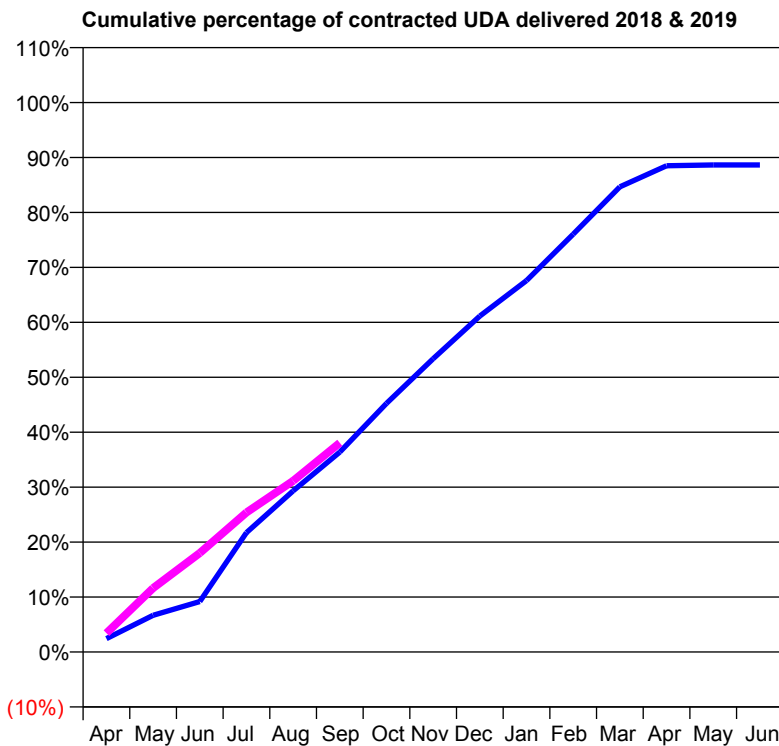
18/19 Contracted general activity (UDA)	9,168
Carry forward general activity (UDA)	0
18/19 Contracted orthodontic activity (UOA)	0
Carry forward orthodontic activity (UOA)	0
Baseline contract value	£250,583.88

### ACCESS\*

Patients seen in 24 months	Total	Change since previous quarter
Quarter ending September 2017	3,056	
Quarter ending December 2017	3,001	↓
Quarter ending March 2018	2,975	→
Quarter ending June 2018	2,936	↓
Quarter ending September 2018	2,922	→
<b>Variance since September 2017</b>	<b>(4.4%)</b>	<b>↓</b>



### ACTIVITY



Month	Adjusted Scheduled Activity (UDA)	
	2018	2019
April	223	316
May	614	1,066
June	842	1,651
July	1,993	2,327
August	2,689	2,856
September	3,335	3,491
October	4,147	
November	4,894	
December	5,605	
January	6,197	
February	6,971	
March	7,760	
April	8,114	
May	8,126	
June	8,126	

### QUALITY

	Quantity	Base Number	Contract	AT	Region	England
% of FP17s for the same patient ID Re-attending within 3 months - Children	17	359	4.7%	10.0%	11.4%	11.6%
% of FP17s for the same patient ID Re-attending within 3 months - Adults	210	1,461	14.4%	14.3%	15.0%	15.5%
% of FP17s for the same patient ID Re-attending between 3 & 9 months - Children	125	359	34.8%	56.4%	59.9%	58.8%
% of FP17s for the same patient ID Re-attending between 3 & 9 months - Adults	500	1,461	34.2%	50.1%	52.0%	51.1%
% of FP17s for Band 1 Urgent Courses	78	1,697	4.6%	8.5%	8.0%	9.0%
% of FP17s Relating to Free Repair or Replacements	38	1,697	2.2%	0.7%	0.8%	0.8%
% of FP17s Relating to Continuations	72	1,697	4.2%	0.9%	0.9%	0.9%
% of Patients satisfied with the dentistry they have received	3	3	N/A	92.9%	93.5%	93.3%
% of Patients satisfied with the time they had to wait for an appointment	3	3	N/A	89.3%	89.1%	88.9%

\* This is based on patients treated on this contract for their most recent course of treatment. Figures in italics indicate the base number of FP17s or Patient Questionnaire responses are less than 100. N/A is shown where the base number of responses is less than 10 during the period. % is calculated as Quantity/Base number\*100



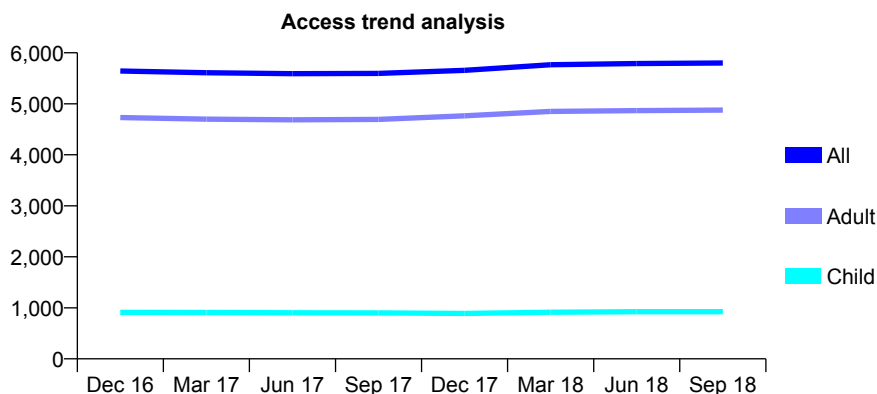
## Q57 - Vital Signs At a Glance Contract Report for 117676/0001 - September 2018

Name or company name	The Loughton Dental Practice
Contract type name	GDS Contract
Purpose of contract	General
Contract start date	31/03/2013
Contract end date	

18/19 Contracted general activity (UDA)	16,827
Carry forward general activity (UDA)	0
18/19 Contracted orthodontic activity (UOA)	0
Carry forward orthodontic activity (UOA)	0
Baseline contract value	£421,525.91

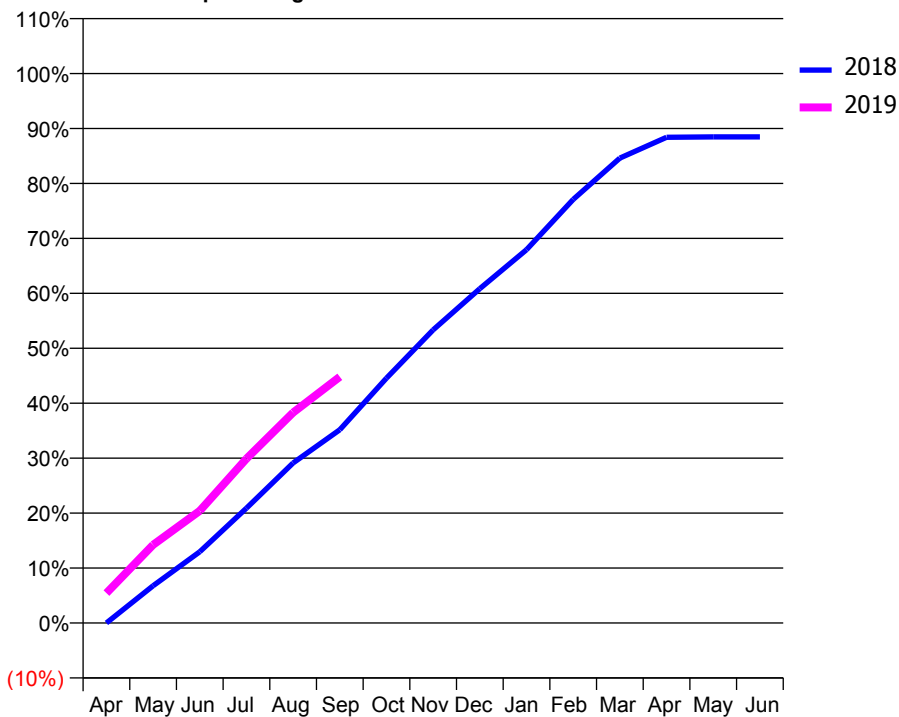
### ACCESS\*

Patients seen in 24 months	Total	Change since previous quarter
Quarter ending September 2017	5,595	
Quarter ending December 2017	5,655	→
Quarter ending March 2018	5,767	→
Quarter ending June 2018	5,790	→
Quarter ending September 2018	5,801	→
<b>Variance since September 2017</b>	<b>3.7%</b>	<b>↑</b>



### ACTIVITY

Cumulative percentage of contracted UDA delivered 2018 & 2019



Month	Adjusted Scheduled Activity (UDA)	
	2018	2019
April	0	917
May	1,142	2,393
June	2,182	3,435
July	3,520	5,033
August	4,901	6,444
September	5,919	7,540
October	7,498	
November	8,978	
December	10,241	
January	11,432	
February	12,972	
March	14,238	
April	14,875	
May	14,885	
June	14,885	

### QUALITY

	Quantity	Base Number	Contract	AT	Region	England
% of FP17s for the same patient ID Re-attending within 3 months - Children	32	741	4.3%	10.0%	11.4%	11.6%
% of FP17s for the same patient ID Re-attending within 3 months - Adults	406	3,761	10.8%	14.3%	15.0%	15.5%
% of FP17s for the same patient ID Re-attending between 3 & 9 months - Children	493	741	66.5%	56.4%	59.9%	58.8%
% of FP17s for the same patient ID Re-attending between 3 & 9 months - Adults	2,497	3,761	66.4%	50.1%	52.0%	51.1%
% of FP17s for Band 1 Urgent Courses	191	4,169	4.6%	8.5%	8.0%	9.0%
% of FP17s Relating to Free Repair or Replacements	22	4,169	0.5%	0.7%	0.8%	0.8%
% of FP17s Relating to Continuations	40	4,169	1.0%	0.9%	0.9%	0.9%
% of Patients satisfied with the dentistry they have received	11	12	91.7%	92.9%	93.5%	93.3%
% of Patients satisfied with the time they had to wait for an appointment	11	12	91.7%	89.3%	89.1%	88.9%

\* This is based on patients treated on this contract for their most recent course of treatment. Figures in italics indicate the base number of FP17s or Patient Questionnaire responses are less than 100. N/A is shown where the base number of responses is less than 10 during the period. % is calculated as Quantity/Base number\*100

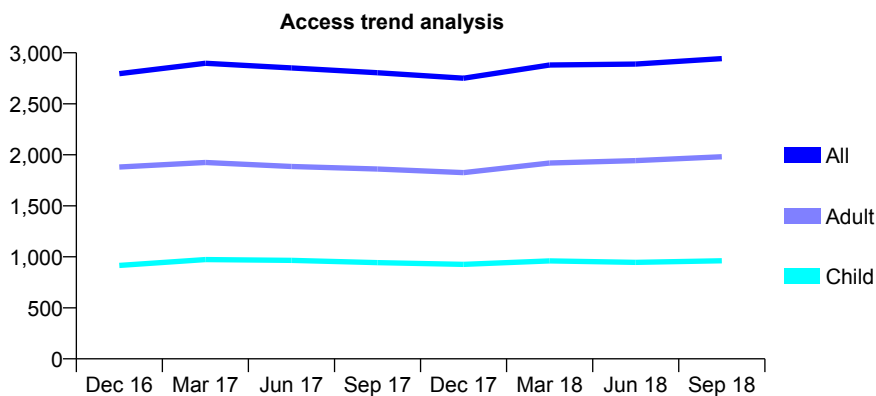
## Q57 - Vital Signs At a Glance Contract Report for 118028/0001 - September 2018

Name or company name	Zen Clinic Limited
Contract type name	GDS Contract
Purpose of contract	General
Contract start date	08/06/2010
Contract end date	

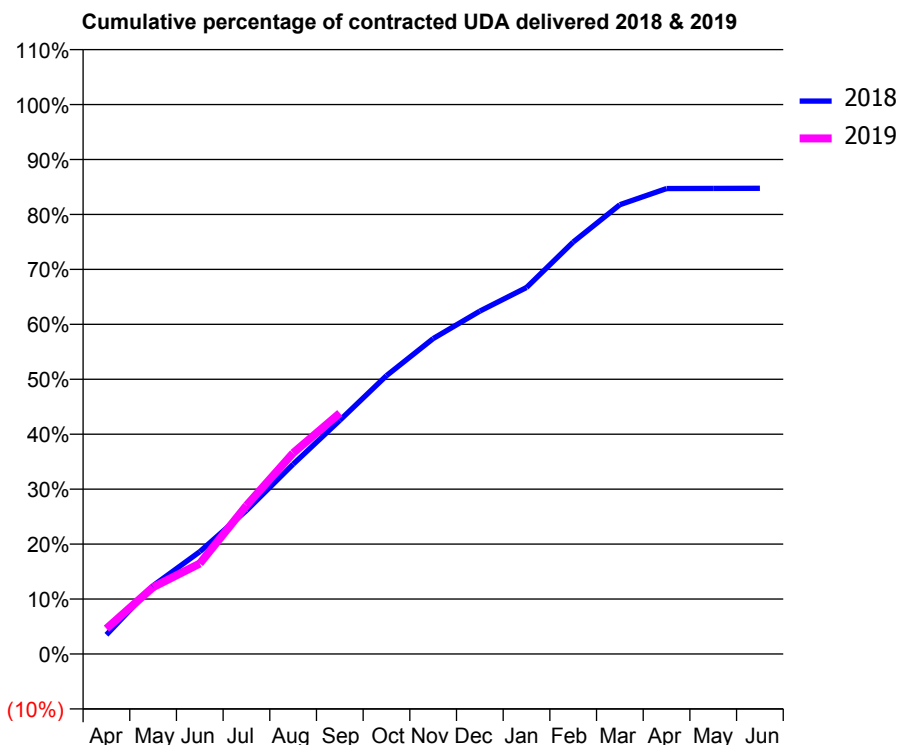
18/19 Contracted general activity (UDA)	8,248
Carry forward general activity (UDA)	0
18/19 Contracted orthodontic activity (UOA)	0
Carry forward orthodontic activity (UOA)	0
Baseline contract value	£229,214.71

### ACCESS\*

Patients seen in 24 months	Total	Change since previous quarter
Quarter ending September 2017	2,804	
Quarter ending December 2017	2,751	↓
Quarter ending March 2018	2,880	↑
Quarter ending June 2018	2,889	→
Quarter ending September 2018	2,943	→
<b>Variance since September 2017</b>	<b>5.0%</b>	<b>↑</b>



### ACTIVITY



Month	Adjusted Scheduled Activity (UDA)	
	2018	2019
April	288	380
May	1,025	1,004
June	1,536	1,359
July	2,154	2,229
August	2,849	3,016
September	3,508	3,617
October	4,178	
November	4,734	
December	5,146	
January	5,501	
February	6,184	
March	6,744	
April	6,987	
May	6,989	
June	6,991	

### QUALITY

	Quantity	Base Number	Contract	AT	Region	England
% of FP17s for the same patient ID Re-attending within 3 months - Children	47	782	6.0%	10.0%	11.4%	11.6%
% of FP17s for the same patient ID Re-attending within 3 months - Adults	158	1,498	10.5%	14.3%	15.0%	15.5%
% of FP17s for the same patient ID Re-attending between 3 & 9 months - Children	486	782	62.1%	56.4%	59.9%	58.8%
% of FP17s for the same patient ID Re-attending between 3 & 9 months - Adults	858	1,498	57.3%	50.1%	52.0%	51.1%
% of FP17s for Band 1 Urgent Courses	109	2,076	5.3%	8.5%	8.0%	9.0%
% of FP17s Relating to Free Repair or Replacements	11	2,076	0.5%	0.7%	0.8%	0.8%
% of FP17s Relating to Continuations	7	2,076	0.3%	0.9%	0.9%	0.9%
% of Patients satisfied with the dentistry they have received	0	0	N/A	92.9%	93.5%	93.3%
% of Patients satisfied with the time they had to wait for an appointment	0	0	N/A	89.3%	89.1%	88.9%

\* This is based on patients treated on this contract for their most recent course of treatment. Figures in italics indicate the base number of FP17s or Patient Questionnaire responses are less than 100. N/A is shown where the base number of responses is less than 10 during the period. % is calculated as Quantity/Base number\*100

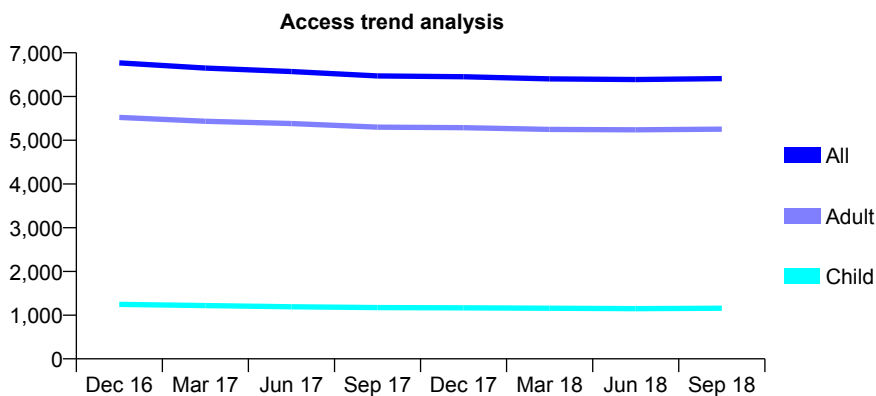
## Q57 - Vital Signs At a Glance Contract Report for 119261/0001 - September 2018

Name or company name	Tiptree Dental Surgery
Contract type name	GDS Contract
Purpose of contract	General and Orthodontic
Contract start date	01/05/2014
Contract end date	

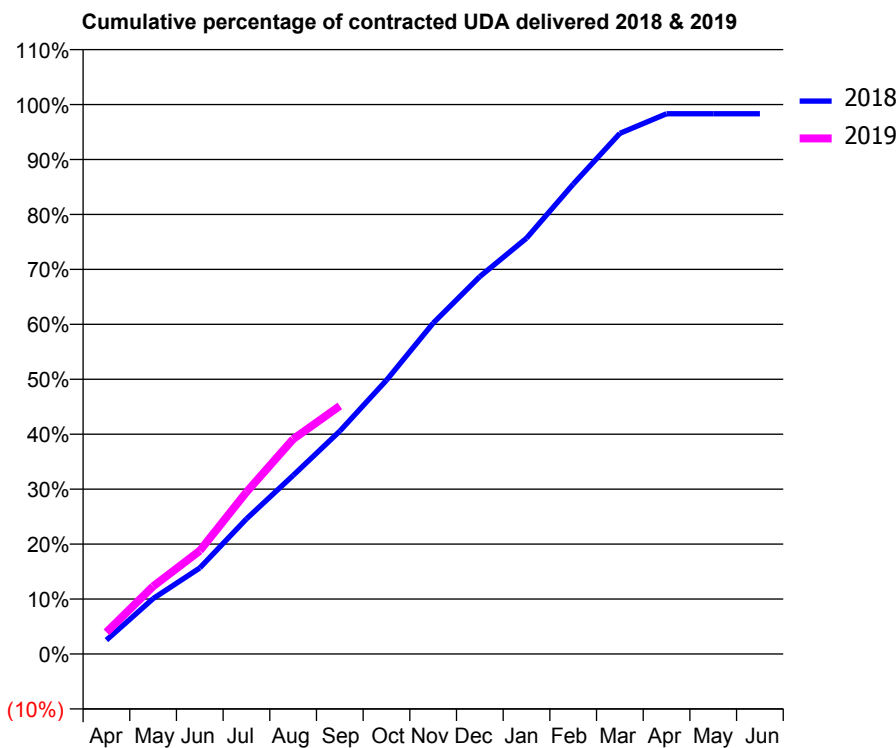
18/19 Contracted general activity (UDA)	17,496
Carry forward general activity (UDA)	0
18/19 Contracted orthodontic activity (UOA)	592
Carry forward orthodontic activity (UOA)	0
Baseline contract value	£808,813.12

### ACCESS\*

Patients seen in 24 months	Total	Change since previous quarter
Quarter ending September 2017	6,472	
Quarter ending December 2017	6,453	→
Quarter ending March 2018	6,403	→
Quarter ending June 2018	6,388	→
Quarter ending September 2018	6,410	→
<b>Variance since September 2017</b>	<b>(1.0%)</b>	→



### ACTIVITY



Adjusted Scheduled Activity (UDA)		
Month	2018	2019
April	444	692
May	1,765	2,157
June	2,740	3,290
July	4,302	5,158
August	5,688	6,844
September	7,097	7,901
October	8,720	
November	10,537	
December	12,017	
January	13,240	
February	14,960	
March	16,578	
April	17,200	
May	17,202	
June	17,203	

### QUALITY

	Quantity	Base Number	Contract	AT	Region	England
% of FP17s for the same patient ID Re-attending within 3 months - Children	114	909	12.5%	10.0%	11.4%	11.6%
% of FP17s for the same patient ID Re-attending within 3 months - Adults	503	2,941	17.1%	14.3%	15.0%	15.5%
% of FP17s for the same patient ID Re-attending between 3 & 9 months - Children	519	909	57.1%	56.4%	59.9%	58.8%
% of FP17s for the same patient ID Re-attending between 3 & 9 months - Adults	856	2,941	29.1%	50.1%	52.0%	51.1%
% of FP17s for Band 1 Urgent Courses	396	3,590	11.0%	8.5%	8.0%	9.0%
% of FP17s Relating to Free Repair or Replacements	50	3,590	1.4%	0.7%	0.8%	0.8%
% of FP17s Relating to Continuations	53	3,590	1.5%	0.9%	0.9%	0.9%
% of Patients satisfied with the dentistry they have received	5	5	N/A	92.9%	93.5%	93.3%
% of Patients satisfied with the time they had to wait for an appointment	4	5	N/A	89.3%	89.1%	88.9%

\* This is based on patients treated on this contract for their most recent course of treatment. Figures in italics indicate the base number of FP17s or Patient Questionnaire responses are less than 100. N/A is shown where the base number of responses is less than 10 during the period. % is calculated as Quantity/Base number\*100

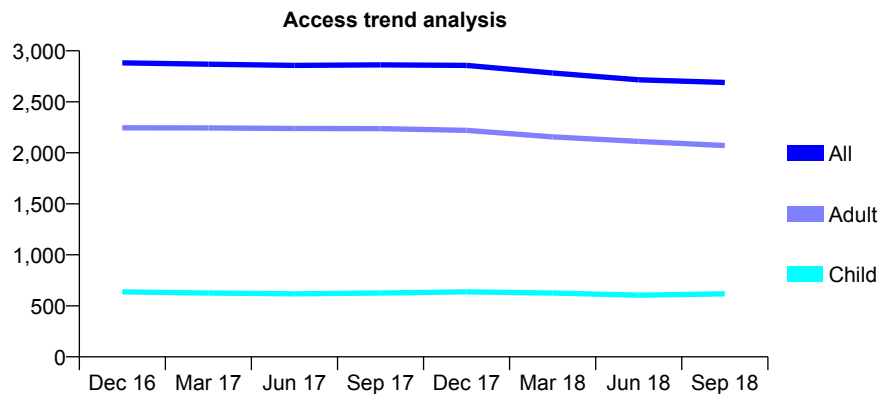
## Q57 - Vital Signs At a Glance Contract Report for 119458/0001 - September 2018

Name or company name	Kafian and McNally
Contract type name	GDS Contract
Purpose of contract	General
Contract start date	01/04/2006
Contract end date	

18/19 Contracted general activity (UDA)	9,524
Carry forward general activity (UDA)	0
18/19 Contracted orthodontic activity (UOA)	0
Carry forward orthodontic activity (UOA)	0
Baseline contract value	£246,457.11

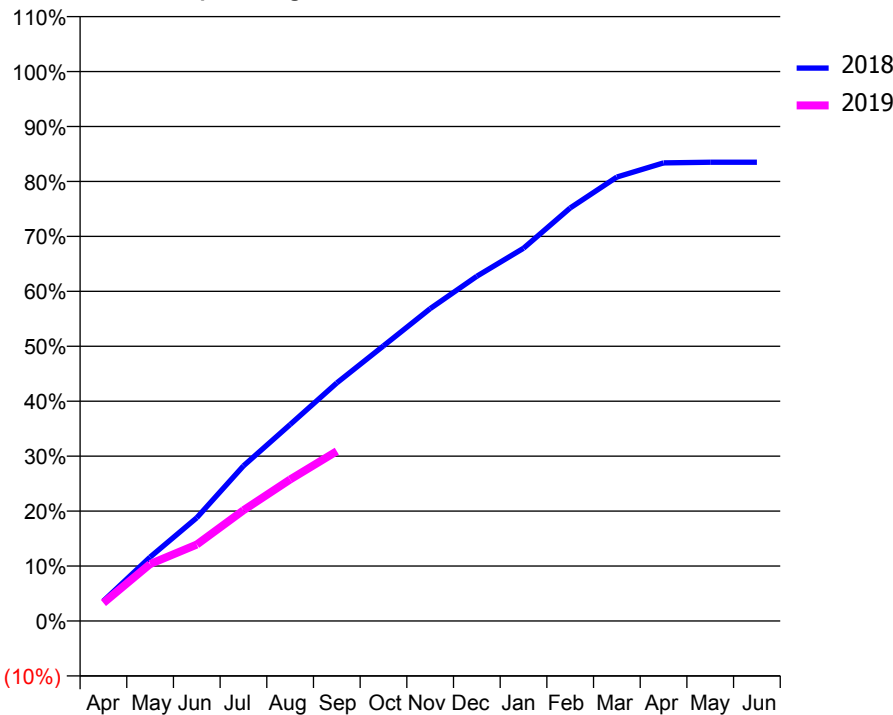
### ACCESS\*

Patients seen in 24 months	Total	Change since previous quarter
Quarter ending September 2017	2,862	
Quarter ending December 2017	2,857	→
Quarter ending March 2018	2,782	↓
Quarter ending June 2018	2,716	↓
Quarter ending September 2018	2,689	→
<b>Variance since September 2017</b>	<b>(6.0%)</b>	<b>↓</b>



### ACTIVITY

Cumulative percentage of contracted UDA delivered 2018 & 2019



Month	Adjusted Scheduled Activity (UDA)	
	2018	2019
April	347	313
May	1,109	988
June	1,790	1,325
July	2,689	1,919
August	3,406	2,453
September	4,127	2,943
October	4,770	
November	5,413	
December	5,975	
January	6,461	
February	7,158	
March	7,696	
April	7,939	
May	7,951	
June	7,951	

### QUALITY

	Quantity	Base Number	Contract	AT	Region	England
% of FP17s for the same patient ID Re-attending within 3 months - Children	19	323	5.9%	10.0%	11.4%	11.6%
% of FP17s for the same patient ID Re-attending within 3 months - Adults	148	1,049	14.1%	14.3%	15.0%	15.5%
% of FP17s for the same patient ID Re-attending between 3 & 9 months - Children	117	323	36.2%	56.4%	59.9%	58.8%
% of FP17s for the same patient ID Re-attending between 3 & 9 months - Adults	432	1,049	41.2%	50.1%	52.0%	51.1%
% of FP17s for Band 1 Urgent Courses	183	1,273	14.4%	8.5%	8.0%	9.0%
% of FP17s Relating to Free Repair or Replacements	17	1,273	1.3%	0.7%	0.8%	0.8%
% of FP17s Relating to Continuations	13	1,273	1.0%	0.9%	0.9%	0.9%
% of Patients satisfied with the dentistry they have received	1	1	N/A	92.9%	93.5%	93.3%
% of Patients satisfied with the time they had to wait for an appointment	1	1	N/A	89.3%	89.1%	88.9%

\* This is based on patients treated on this contract for their most recent course of treatment. Figures in italics indicate the base number of FP17s or Patient Questionnaire responses are less than 100. N/A is shown where the base number of responses is less than 10 during the period. % is calculated as Quantity/Base number\*100

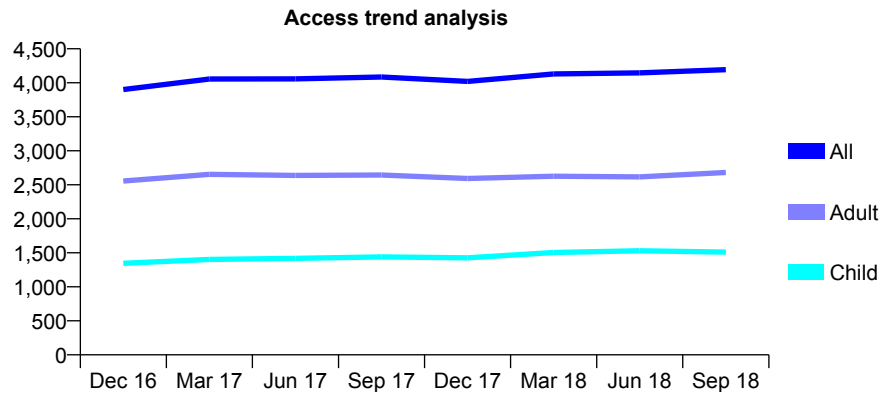
## Q57 - Vital Signs At a Glance Contract Report for 121029/0001 - September 2018

Name or company name	Charybdis & Scylla Ltd
Contract type name	GDS Contract
Purpose of contract	General
Contract start date	17/04/2007
Contract end date	

18/19 Contracted general activity (UDA)	9,584
Carry forward general activity (UDA)	0
18/19 Contracted orthodontic activity (UOA)	0
Carry forward orthodontic activity (UOA)	0
Baseline contract value	£292,189.30

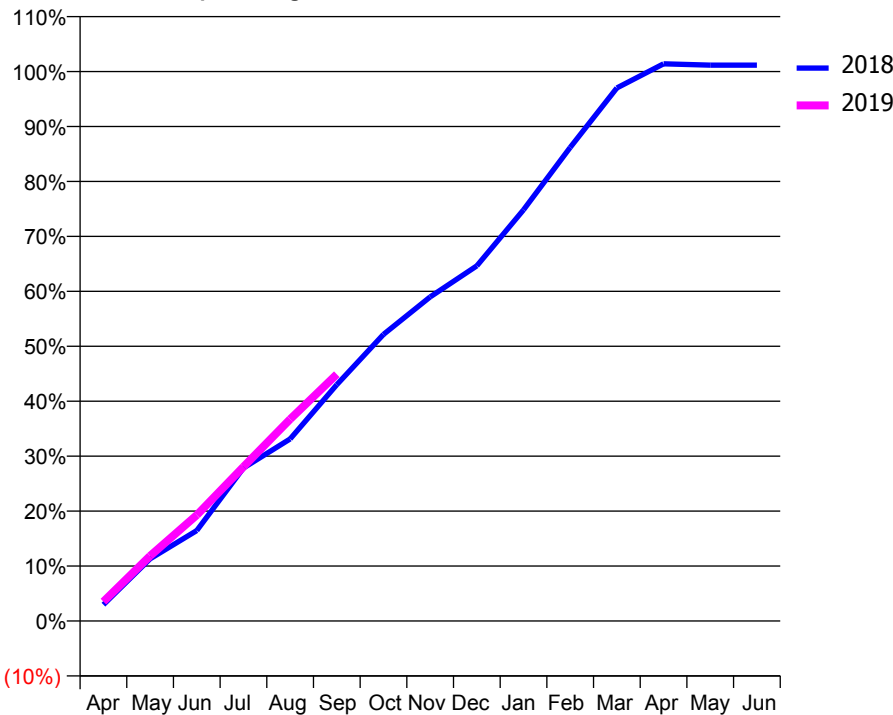
### ACCESS\*

Patients seen in 24 months	Total	Change since previous quarter
Quarter ending September 2017	4,086	
Quarter ending December 2017	4,020	↓
Quarter ending March 2018	4,131	↑
Quarter ending June 2018	4,147	→
Quarter ending September 2018	4,193	→
<b>Variance since September 2017</b>	<b>2.6%</b>	<b>↑</b>



### ACTIVITY

Cumulative percentage of contracted UDA delivered 2018 & 2019



Month	Adjusted Scheduled Activity (UDA)	
	2018	2019
April	284	339
May	1,085	1,137
June	1,578	1,848
July	2,668	2,689
August	3,177	3,520
September	4,122	4,303
October	4,999	
November	5,654	
December	6,195	
January	7,170	
February	8,259	
March	9,298	
April	9,717	
May	9,695	
June	9,695	

### QUALITY

	Quantity	Base Number	Contract	AT	Region	England
% of FP17s for the same patient ID Re-attending within 3 months - Children	36	1,011	3.6%	10.0%	11.4%	11.6%
% of FP17s for the same patient ID Re-attending within 3 months - Adults	154	1,719	9.0%	14.3%	15.0%	15.5%
% of FP17s for the same patient ID Re-attending between 3 & 9 months - Children	606	1,011	59.9%	56.4%	59.9%	58.8%
% of FP17s for the same patient ID Re-attending between 3 & 9 months - Adults	979	1,719	57.0%	50.1%	52.0%	51.1%
% of FP17s for Band 1 Urgent Courses	142	2,507	5.7%	8.5%	8.0%	9.0%
% of FP17s Relating to Free Repair or Replacements	8	2,507	0.3%	0.7%	0.8%	0.8%
% of FP17s Relating to Continuations	5	2,507	0.2%	0.9%	0.9%	0.9%
% of Patients satisfied with the dentistry they have received	2	2	N/A	92.9%	93.5%	93.3%
% of Patients satisfied with the time they had to wait for an appointment	2	2	N/A	89.3%	89.1%	88.9%

\* This is based on patients treated on this contract for their most recent course of treatment. Figures in italics indicate the base number of FP17s or Patient Questionnaire responses are less than 100. N/A is shown where the base number of responses is less than 10 during the period. % is calculated as Quantity/Base number\*100

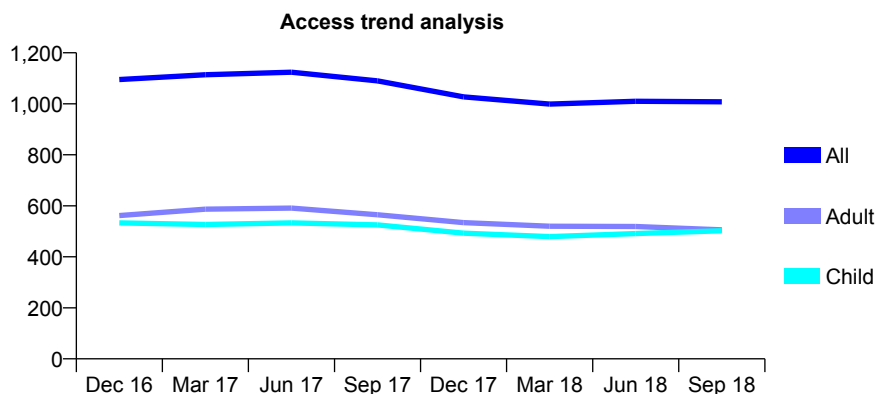
## Q57 - Vital Signs At a Glance Contract Report for 121614/0001 - September 2018

Name or company name	Billericay Dental Studio
Contract type name	GDS Contract
Purpose of contract	General
Contract start date	01/06/2015
Contract end date	

18/19 Contracted general activity (UDA)	2,876
Carry forward general activity (UDA)	0
18/19 Contracted orthodontic activity (UOA)	0
Carry forward orthodontic activity (UOA)	0
Baseline contract value	£70,339.42

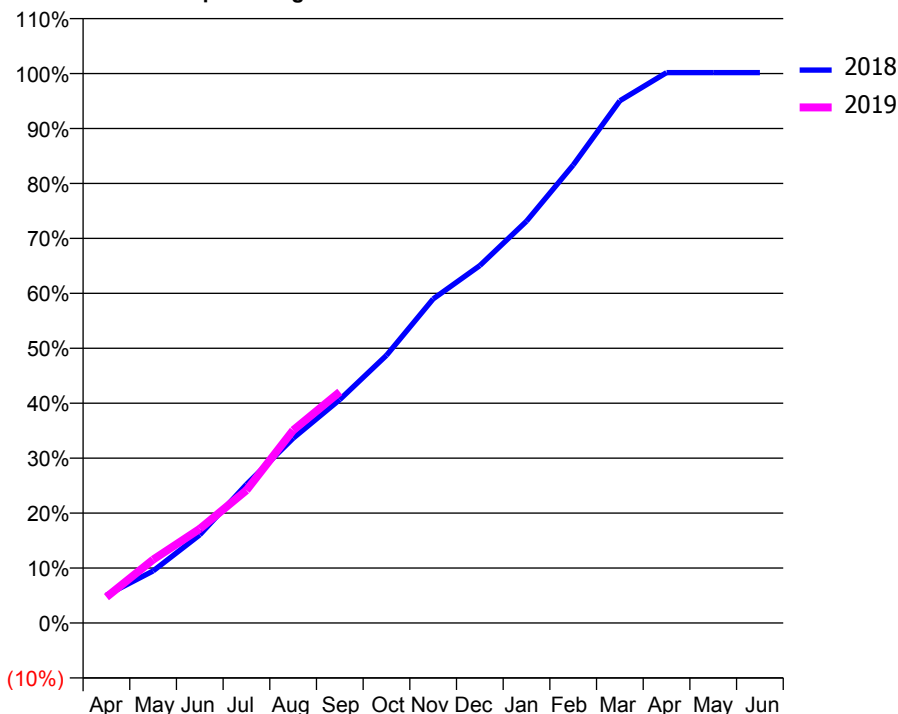
### ACCESS\*

Patients seen in 24 months	Total	Change since previous quarter
Quarter ending September 2017	1,090	
Quarter ending December 2017	1,027	↓
Quarter ending March 2018	999	↓
Quarter ending June 2018	1,010	→
Quarter ending September 2018	1,008	→
<b>Variance since September 2017</b>	<b>(7.5%)</b>	<b>↓</b>



### ACTIVITY

Cumulative percentage of contracted UDA delivered 2018 & 2019



Adjusted Scheduled Activity (UDA)		
Month	2018	2019
April	146	136
May	272	332
June	462	493
July	725	695
August	967	1,009
September	1,169	1,210
October	1,401	
November	1,696	
December	1,871	
January	2,103	
February	2,397	
March	2,733	
April	2,881	
May	2,881	
June	2,881	

### QUALITY

	Quantity	Base Number	Contract	AT	Region	England
% of FP17s for the same patient ID Re-attending within 3 months - Children	16	373	4.3%	10.0%	11.4%	11.6%
% of FP17s for the same patient ID Re-attending within 3 months - Adults	36	326	11.0%	14.3%	15.0%	15.5%
% of FP17s for the same patient ID Re-attending between 3 & 9 months - Children	251	373	67.3%	56.4%	59.9%	58.8%
% of FP17s for the same patient ID Re-attending between 3 & 9 months - Adults	204	326	62.6%	50.1%	52.0%	51.1%
% of FP17s for Band 1 Urgent Courses	40	644	6.2%	8.5%	8.0%	9.0%
% of FP17s Relating to Free Repair or Replacements	1	644	0.2%	0.7%	0.8%	0.8%
% of FP17s Relating to Continuations	3	644	0.5%	0.9%	0.9%	0.9%
% of Patients satisfied with the dentistry they have received	0	0	N/A	92.9%	93.5%	93.3%
% of Patients satisfied with the time they had to wait for an appointment	0	0	N/A	89.3%	89.1%	88.9%

\* This is based on patients treated on this contract for their most recent course of treatment. Figures in italics indicate the base number of FP17s or Patient Questionnaire responses are less than 100. N/A is shown where the base number of responses is less than 10 during the period. % is calculated as Quantity/Base number\*100

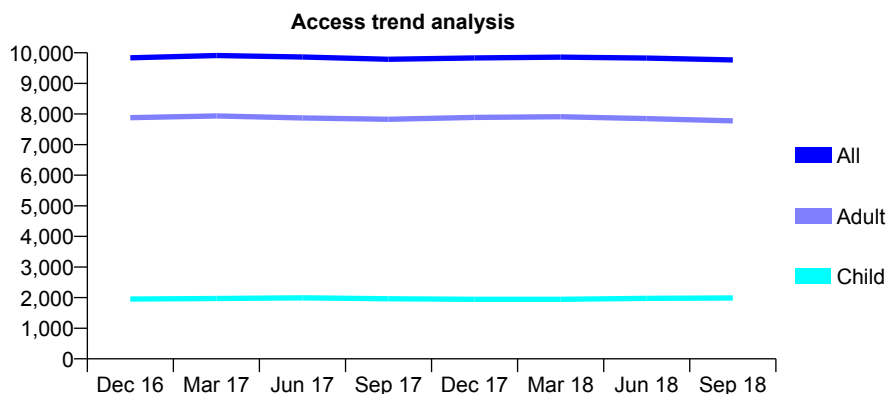
## Q57 - Vital Signs At a Glance Contract Report for 124958/0001 - September 2018

Name or company name	Westcliff Dental Practice Ltd
Contract type name	GDS Contract
Purpose of contract	General
Contract start date	01/02/2013
Contract end date	

18/19 Contracted general activity (UDA)	30,788
Carry forward general activity (UDA)	0
18/19 Contracted orthodontic activity (UOA)	0
Carry forward orthodontic activity (UOA)	0
Baseline contract value	£698,110.95

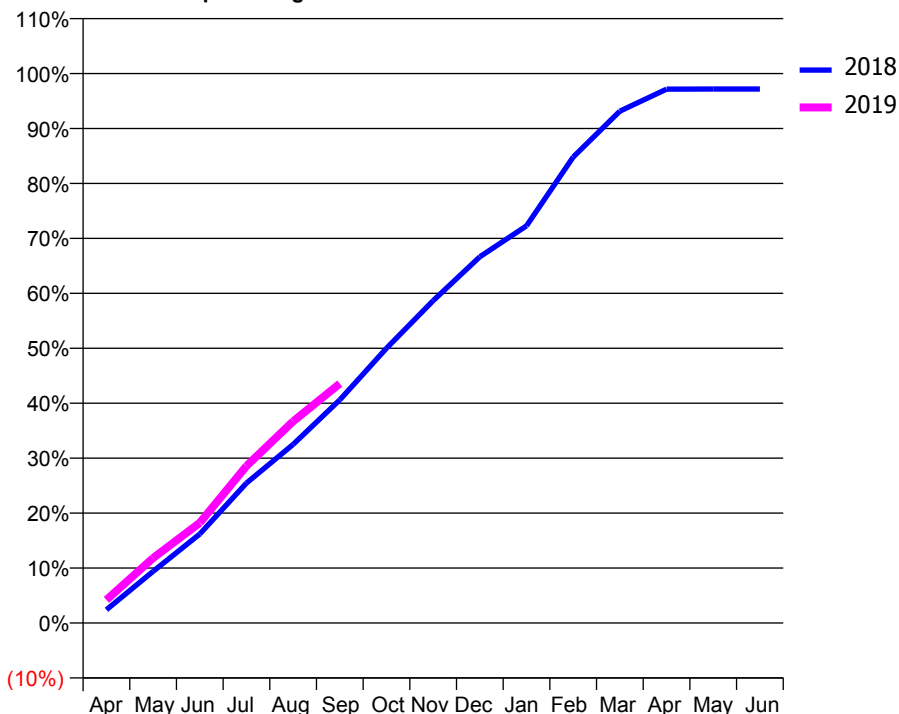
### ACCESS\*

Patients seen in 24 months	Total	Change since previous quarter
Quarter ending September 2017	9,787	
Quarter ending December 2017	9,833	→
Quarter ending March 2018	9,857	→
Quarter ending June 2018	9,827	→
Quarter ending September 2018	9,766	→
<b>Variance since September 2017</b>	<b>(0.2%)</b>	→



### ACTIVITY

Cumulative percentage of contracted UDA delivered 2018 & 2019



Month	Adjusted Scheduled Activity (UDA)	
	2018	2019
April	742	1,300
May	2,893	3,645
June	4,989	5,618
July	7,839	8,797
August	10,005	11,301
September	12,504	13,415
October	15,395	
November	18,061	
December	20,520	
January	22,254	
February	26,111	
March	28,682	
April	29,913	
May	29,915	
June	29,921	

### QUALITY

	Quantity	Base Number	Contract	AT	Region	England
% of FP17s for the same patient ID Re-attending within 3 months - Children	133	1,486	9.0%	10.0%	11.4%	11.6%
% of FP17s for the same patient ID Re-attending within 3 months - Adults	805	5,123	15.7%	14.3%	15.0%	15.5%
% of FP17s for the same patient ID Re-attending between 3 & 9 months - Children	756	1,486	50.9%	56.4%	59.9%	58.8%
% of FP17s for the same patient ID Re-attending between 3 & 9 months - Adults	2,605	5,123	50.8%	50.1%	52.0%	51.1%
% of FP17s for Band 1 Urgent Courses	559	6,079	9.2%	8.5%	8.0%	9.0%
% of FP17s Relating to Free Repair or Replacements	58	6,079	1.0%	0.7%	0.8%	0.8%
% of FP17s Relating to Continuations	77	6,079	1.3%	0.9%	0.9%	0.9%
% of Patients satisfied with the dentistry they have received	5	5	N/A	92.9%	93.5%	93.3%
% of Patients satisfied with the time they had to wait for an appointment	5	5	N/A	89.3%	89.1%	88.9%

\* This is based on patients treated on this contract for their most recent course of treatment. Figures in italics indicate the base number of FP17s or Patient Questionnaire responses are less than 100. N/A is shown where the base number of responses is less than 10 during the period. % is calculated as Quantity/Base number\*100

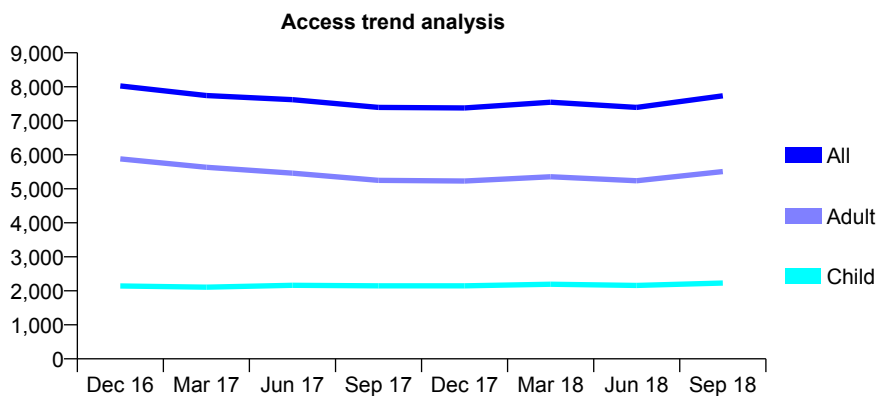
## Q57 - Vital Signs At a Glance Contract Report for 125911/0001 - September 2018

Name or company name	Prettygate Dental Practice Limited
Contract type name	GDS Contract
Purpose of contract	General
Contract start date	01/07/2013
Contract end date	

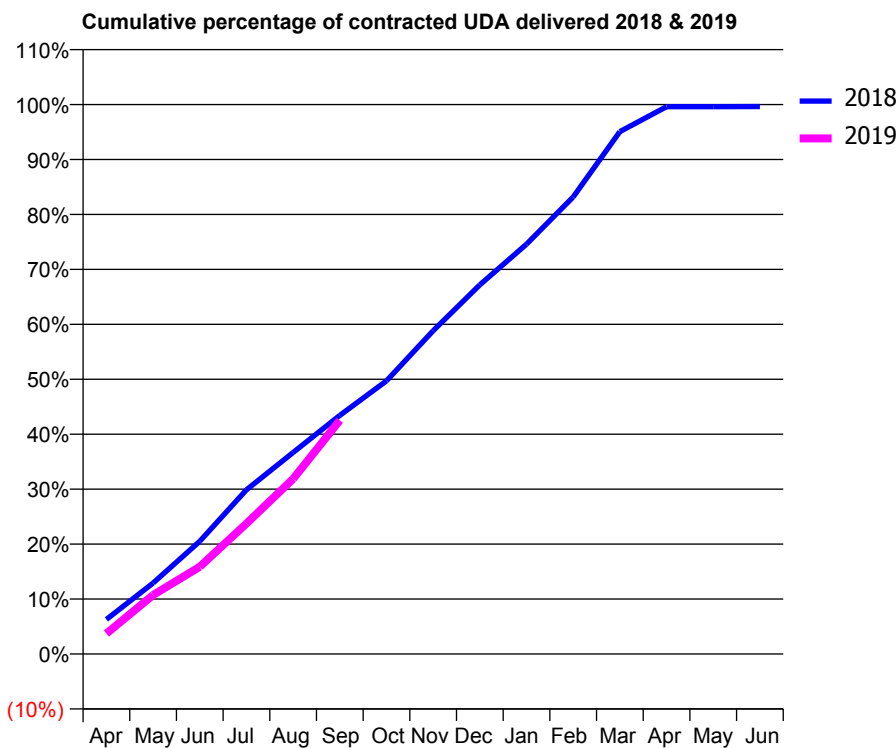
18/19 Contracted general activity (UDA)	20,299
Carry forward general activity (UDA)	0
18/19 Contracted orthodontic activity (UOA)	0
Carry forward orthodontic activity (UOA)	0
Baseline contract value	£491,522.63

### ACCESS\*

Patients seen in 24 months	Total	Change since previous quarter
Quarter ending September 2017	7,395	
Quarter ending December 2017	7,377	→
Quarter ending March 2018	7,546	↑
Quarter ending June 2018	7,395	↓
Quarter ending September 2018	7,735	↑
<b>Variance since September 2017</b>	<b>4.6%</b>	<b>↑</b>



### ACTIVITY



Month	Adjusted Scheduled Activity (UDA)	
	2018	2019
April	1,280	755
May	2,625	2,181
June	4,167	3,223
July	6,066	4,819
August	7,444	6,470
September	8,814	8,631
October	10,089	
November	11,943	
December	13,637	
January	15,142	
February	16,882	
March	19,298	
April	20,218	
May	20,221	
June	20,224	

### QUALITY

	Quantity	Base Number	Contract	AT	Region	England
% of FP17s for the same patient ID Re-attending within 3 months - Children	105	1,622	6.5%	10.0%	11.4%	11.6%
% of FP17s for the same patient ID Re-attending within 3 months - Adults	570	3,929	14.5%	14.3%	15.0%	15.5%
% of FP17s for the same patient ID Re-attending between 3 & 9 months - Children	940	1,622	58.0%	56.4%	59.9%	58.8%
% of FP17s for the same patient ID Re-attending between 3 & 9 months - Adults	1,879	3,929	47.8%	50.1%	52.0%	51.1%
% of FP17s for Band 1 Urgent Courses	343	5,104	6.7%	8.5%	8.0%	9.0%
% of FP17s Relating to Free Repair or Replacements	37	5,104	0.7%	0.7%	0.8%	0.8%
% of FP17s Relating to Continuations	38	5,104	0.7%	0.9%	0.9%	0.9%
% of Patients satisfied with the dentistry they have received	6	6	N/A	92.9%	93.5%	93.3%
% of Patients satisfied with the time they had to wait for an appointment	4	6	N/A	89.3%	89.1%	88.9%

\* This is based on patients treated on this contract for their most recent course of treatment. Figures in italics indicate the base number of FP17s or Patient Questionnaire responses are less than 100. N/A is shown where the base number of responses is less than 10 during the period. % is calculated as Quantity/Base number\*100



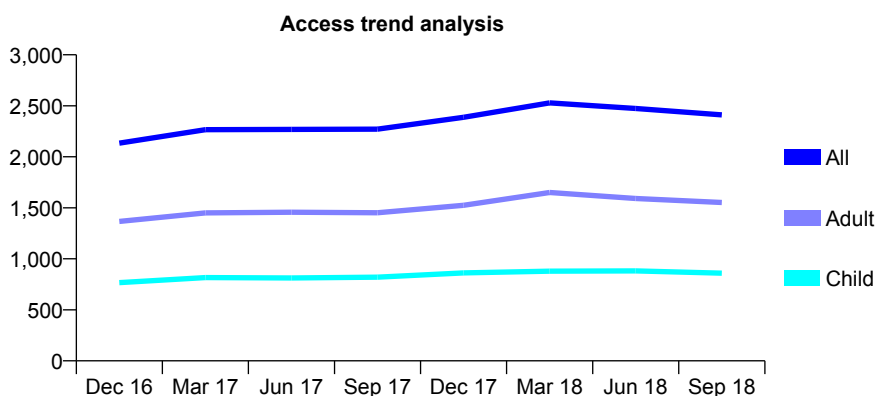
## Q57 - Vital Signs At a Glance Contract Report for 125911/0002 - September 2018

Name or company name	Prettygate Dental Practice Limited
Contract type name	GDS Contract
Purpose of contract	General
Contract start date	01/04/2013
Contract end date	

18/19 Contracted general activity (UDA)	4,867
Carry forward general activity (UDA)	0
18/19 Contracted orthodontic activity (UOA)	0
Carry forward orthodontic activity (UOA)	0
Baseline contract value	£115,531.98

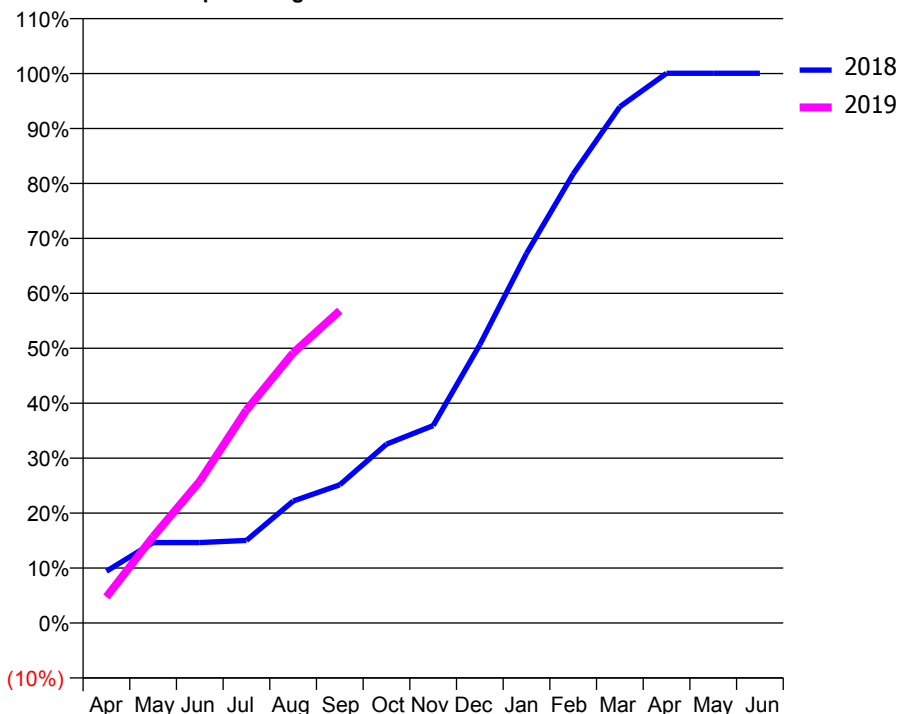
### ACCESS\*

Patients seen in 24 months	Total	Change since previous quarter
Quarter ending September 2017	2,271	
Quarter ending December 2017	2,387	↑
Quarter ending March 2018	2,529	↑
Quarter ending June 2018	2,474	↓
Quarter ending September 2018	2,411	↓
<b>Variance since September 2017</b>	<b>6.2%</b>	<b>↑</b>



### ACTIVITY

Cumulative percentage of contracted UDA delivered 2018 & 2019



Month	Adjusted Scheduled Activity (UDA)	
	2018	2019
April	459	231
May	713	765
June	713	1,256
July	732	1,886
August	1,080	2,392
September	1,224	2,766
October	1,584	
November	1,749	
December	2,466	
January	3,273	
February	3,977	
March	4,573	
April	4,868	
May	4,869	
June	4,869	

### QUALITY

	Quantity	Base Number	Contract	AT	Region	England
% of FP17s for the same patient ID Re-attending within 3 months - Children	46	552	8.3%	10.0%	11.4%	11.6%
% of FP17s for the same patient ID Re-attending within 3 months - Adults	144	900	16.0%	14.3%	15.0%	15.5%
% of FP17s for the same patient ID Re-attending between 3 & 9 months - Children	273	552	49.5%	56.4%	59.9%	58.8%
% of FP17s for the same patient ID Re-attending between 3 & 9 months - Adults	334	900	37.1%	50.1%	52.0%	51.1%
% of FP17s for Band 1 Urgent Courses	87	1,317	6.6%	8.5%	8.0%	9.0%
% of FP17s Relating to Free Repair or Replacements	19	1,317	1.4%	0.7%	0.8%	0.8%
% of FP17s Relating to Continuations	13	1,317	1.0%	0.9%	0.9%	0.9%
% of Patients satisfied with the dentistry they have received	0	0	N/A	92.9%	93.5%	93.3%
% of Patients satisfied with the time they had to wait for an appointment	0	0	N/A	89.3%	89.1%	88.9%

\* This is based on patients treated on this contract for their most recent course of treatment. Figures in italics indicate the base number of FP17s or Patient Questionnaire responses are less than 100. N/A is shown where the base number of responses is less than 10 during the period. % is calculated as Quantity/Base number\*100

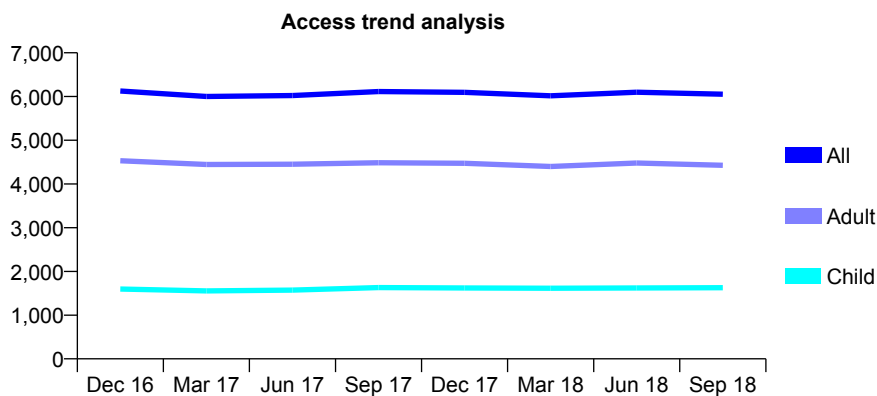
## Q57 - Vital Signs At a Glance Contract Report for 127396/0001 - September 2018

Name or company name	Smile Dental Clinic
Contract type name	GDS Contract
Purpose of contract	General
Contract start date	01/08/2013
Contract end date	

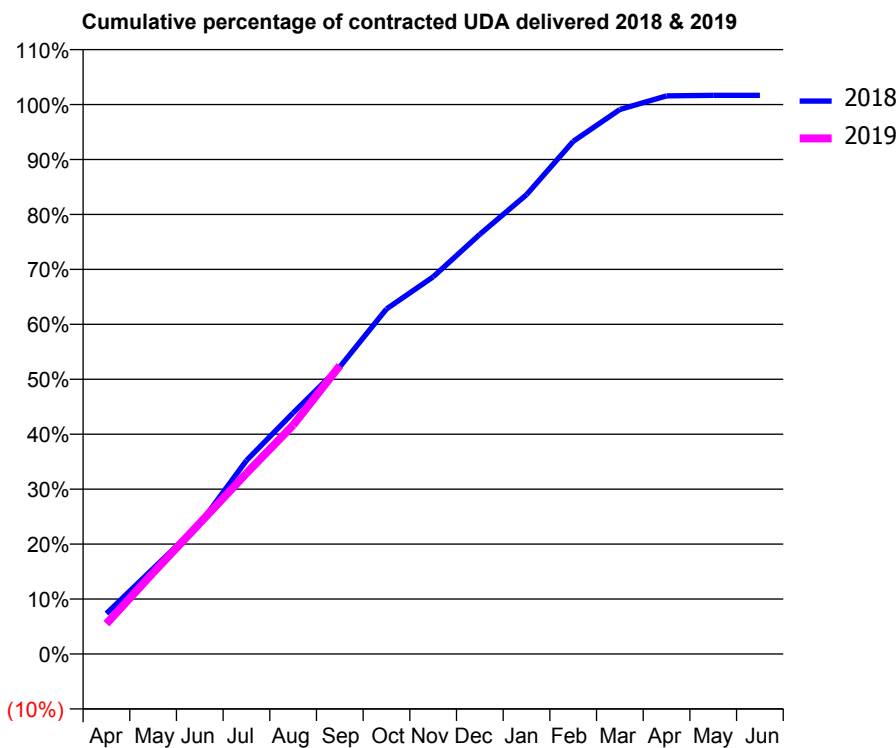
18/19 Contracted general activity (UDA)	16,000
Carry forward general activity (UDA)	0
18/19 Contracted orthodontic activity (UOA)	0
Carry forward orthodontic activity (UOA)	0
Baseline contract value	£434,416.06

### ACCESS\*

Patients seen in 24 months	Total	Change since previous quarter
Quarter ending September 2017	6,115	
Quarter ending December 2017	6,096	→
Quarter ending March 2018	6,017	↓
Quarter ending June 2018	6,100	→
Quarter ending September 2018	6,054	→
<b>Variance since September 2017</b>	<b>(1.0%)</b>	→



### ACTIVITY



Adjusted Scheduled Activity (UDA)		
Month	2018	2019
April	1,180	882
May	2,485	2,368
June	3,789	3,809
July	5,638	5,263
August	7,021	6,666
September	8,360	8,395
October	10,045	
November	10,982	
December	12,222	
January	13,376	
February	14,925	
March	15,856	
April	16,249	
May	16,265	
June	16,267	

### QUALITY

	Quantity	Base Number	Contract	AT	Region	England
% of FP17s for the same patient ID Re-attending within 3 months - Children	23	856	2.7%	10.0%	11.4%	11.6%
% of FP17s for the same patient ID Re-attending within 3 months - Adults	176	2,244	7.8%	14.3%	15.0%	15.5%
% of FP17s for the same patient ID Re-attending between 3 & 9 months - Children	298	856	34.8%	56.4%	59.9%	58.8%
% of FP17s for the same patient ID Re-attending between 3 & 9 months - Adults	680	2,244	30.3%	50.1%	52.0%	51.1%
% of FP17s for Band 1 Urgent Courses	156	2,756	5.7%	8.5%	8.0%	9.0%
% of FP17s Relating to Free Repair or Replacements	31	2,756	1.1%	0.7%	0.8%	0.8%
% of FP17s Relating to Continuations	12	2,756	0.4%	0.9%	0.9%	0.9%
% of Patients satisfied with the dentistry they have received	15	16	93.8%	92.9%	93.5%	93.3%
% of Patients satisfied with the time they had to wait for an appointment	15	16	93.8%	89.3%	89.1%	88.9%

\* This is based on patients treated on this contract for their most recent course of treatment. Figures in italics indicate the base number of FP17s or Patient Questionnaire responses are less than 100. N/A is shown where the base number of responses is less than 10 during the period. % is calculated as Quantity/Base number\*100

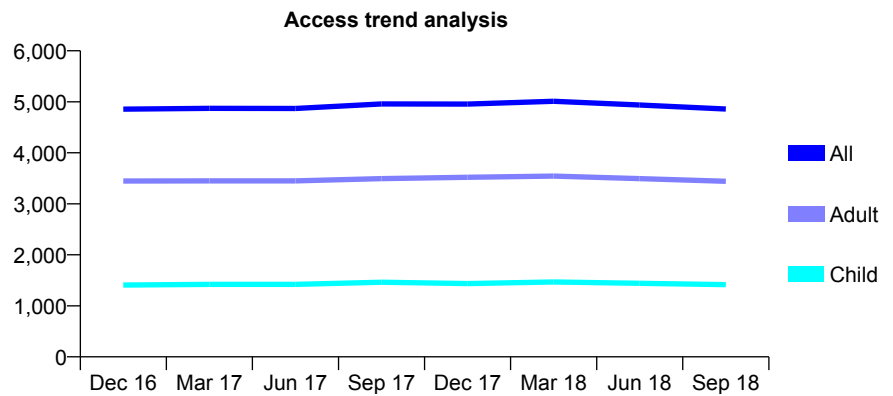
## Q57 - Vital Signs At a Glance Contract Report for 128937/0001 - September 2018

Name or company name	Halstead Dental Partnership
Contract type name	GDS Contract
Purpose of contract	General
Contract start date	01/01/2015
Contract end date	

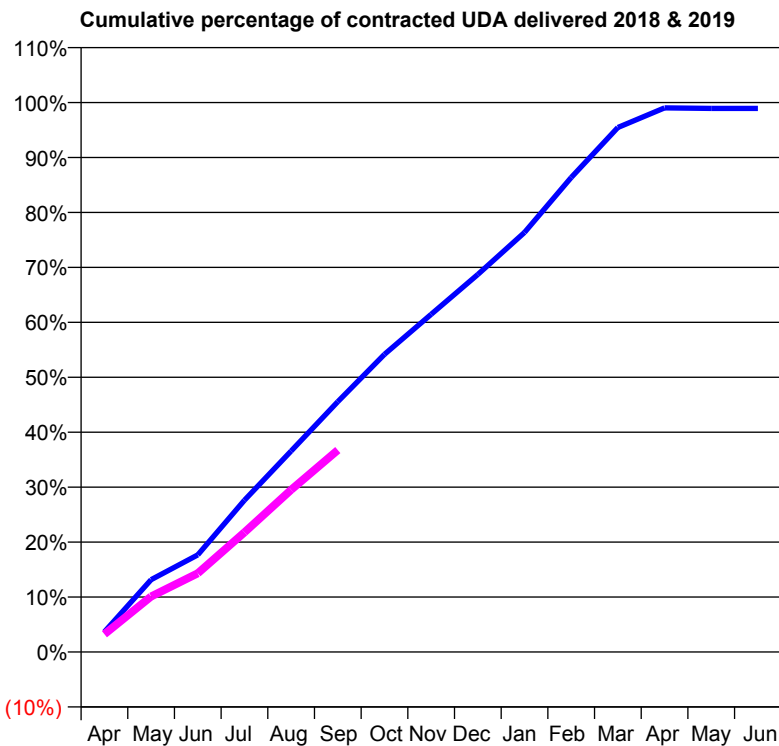
18/19 Contracted general activity (UDA)	14,033
Carry forward general activity (UDA)	0
18/19 Contracted orthodontic activity (UOA)	0
Carry forward orthodontic activity (UOA)	0
Baseline contract value	£342,627.11

### ACCESS\*

Patients seen in 24 months	Total	Change since previous quarter
Quarter ending September 2017	4,957	
Quarter ending December 2017	4,956	→
Quarter ending March 2018	5,011	→
Quarter ending June 2018	4,937	↓
Quarter ending September 2018	4,858	↓
<b>Variance since September 2017</b>	<b>(2.0%)</b>	<b>↓</b>



### ACTIVITY



Month	Adjusted Scheduled Activity (UDA)	
	2018	2019
April	515	455
May	1,846	1,419
June	2,480	2,011
July	3,877	3,056
August	5,132	4,142
September	6,394	5,158
October	7,603	
November	8,624	
December	9,641	
January	10,716	
February	12,119	
March	13,394	
April	13,896	
May	13,882	
June	13,882	

### QUALITY

	Quantity	Base Number	Contract	AT	Region	England
% of FP17s for the same patient ID Re-attending within 3 months - Children	45	926	4.9%	10.0%	11.4%	11.6%
% of FP17s for the same patient ID Re-attending within 3 months - Adults	156	1,876	8.3%	14.3%	15.0%	15.5%
% of FP17s for the same patient ID Re-attending between 3 & 9 months - Children	492	926	53.1%	56.4%	59.9%	58.8%
% of FP17s for the same patient ID Re-attending between 3 & 9 months - Adults	1,044	1,876	55.7%	50.1%	52.0%	51.1%
% of FP17s for Band 1 Urgent Courses	102	2,582	4.0%	8.5%	8.0%	9.0%
% of FP17s Relating to Free Repair or Replacements	10	2,582	0.4%	0.7%	0.8%	0.8%
% of FP17s Relating to Continuations	5	2,582	0.2%	0.9%	0.9%	0.9%
% of Patients satisfied with the dentistry they have received	0	0	N/A	92.9%	93.5%	93.3%
% of Patients satisfied with the time they had to wait for an appointment	0	0	N/A	89.3%	89.1%	88.9%

\* This is based on patients treated on this contract for their most recent course of treatment. Figures in italics indicate the base number of FP17s or Patient Questionnaire responses are less than 100. N/A is shown where the base number of responses is less than 10 during the period. % is calculated as Quantity/Base number\*100

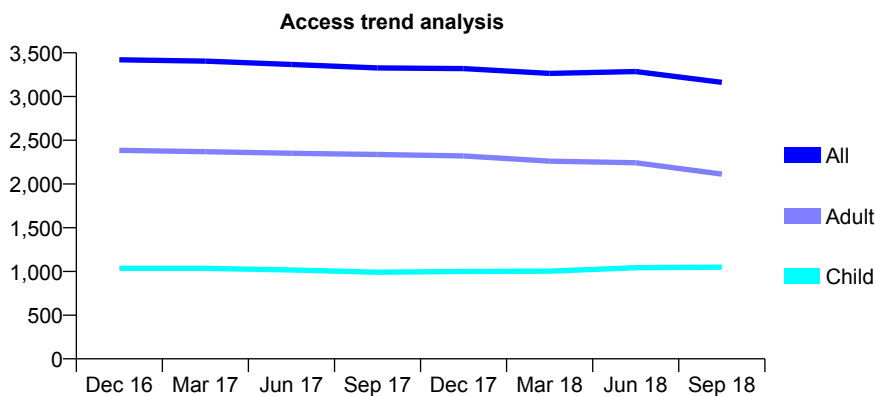
## Q57 - Vital Signs At a Glance Contract Report for 129291/0001 - September 2018

Name or company name	The Essex Dental Clinic
Contract type name	GDS Contract
Purpose of contract	General
Contract start date	01/12/2014
Contract end date	

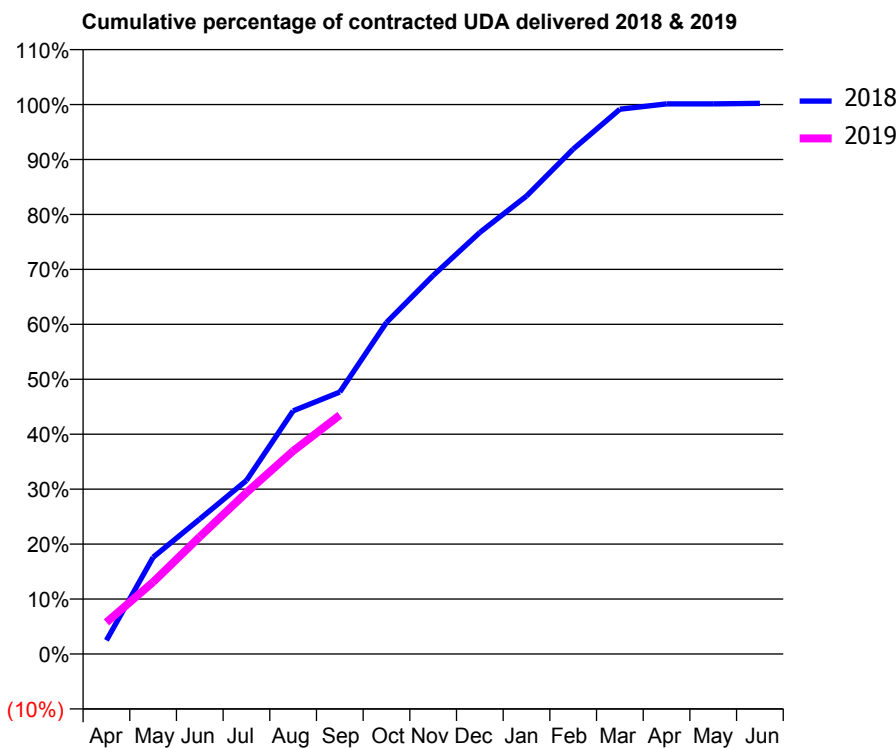
18/19 Contracted general activity (UDA)	8,750
Carry forward general activity (UDA)	0
18/19 Contracted orthodontic activity (UOA)	0
Carry forward orthodontic activity (UOA)	0
Baseline contract value	£192,106.21

### ACCESS\*

Patients seen in 24 months	Total	Change since previous quarter
Quarter ending September 2017	3,327	
Quarter ending December 2017	3,319	→
Quarter ending March 2018	3,264	↓
Quarter ending June 2018	3,285	→
Quarter ending September 2018	3,162	↓
<b>Variance since September 2017</b>	<b>(5.0%)</b>	<b>↓</b>



### ACTIVITY



Month	Adjusted Scheduled Activity (UDA)	
	2018	2019
April	217	504
May	1,540	1,147
June	2,151	1,868
July	2,765	2,570
August	3,872	3,234
September	4,170	3,803
October	5,280	
November	6,028	
December	6,713	
January	7,293	
February	8,039	
March	8,675	
April	8,760	
May	8,760	
June	8,769	

### QUALITY

	Quantity	Base Number	Contract	AT	Region	England
% of FP17s for the same patient ID Re-attending within 3 months - Children	41	852	4.8%	10.0%	11.4%	11.6%
% of FP17s for the same patient ID Re-attending within 3 months - Adults	102	1,228	8.3%	14.3%	15.0%	15.5%
% of FP17s for the same patient ID Re-attending between 3 & 9 months - Children	571	852	67.0%	56.4%	59.9%	58.8%
% of FP17s for the same patient ID Re-attending between 3 & 9 months - Adults	778	1,228	63.4%	50.1%	52.0%	51.1%
% of FP17s for Band 1 Urgent Courses	80	2,026	3.9%	8.5%	8.0%	9.0%
% of FP17s Relating to Free Repair or Replacements	1	2,026	0.0%	0.7%	0.8%	0.8%
% of FP17s Relating to Continuations	2	2,026	0.1%	0.9%	0.9%	0.9%
% of Patients satisfied with the dentistry they have received	2	2	N/A	92.9%	93.5%	93.3%
% of Patients satisfied with the time they had to wait for an appointment	2	2	N/A	89.3%	89.1%	88.9%

\* This is based on patients treated on this contract for their most recent course of treatment. Figures in italics indicate the base number of FP17s or Patient Questionnaire responses are less than 100. N/A is shown where the base number of responses is less than 10 during the period. % is calculated as Quantity/Base number\*100

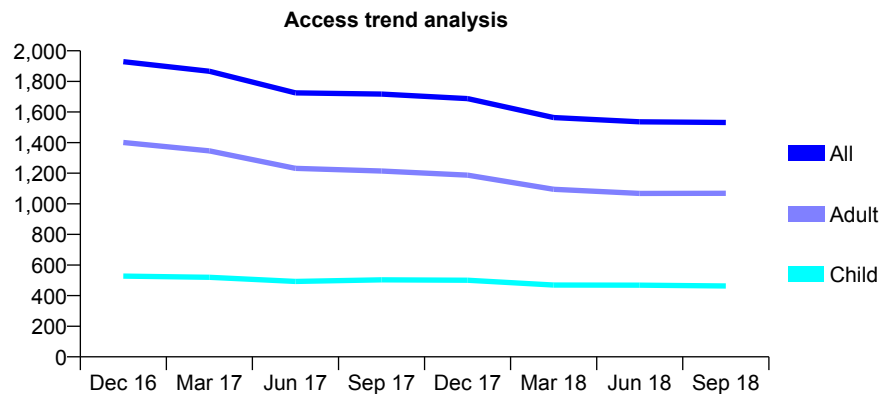
## Q57 - Vital Signs At a Glance Contract Report for 130397/0001 - September 2018

Name or company name	Mr I Arbee & Miss Banoo Peer
Contract type name	GDS Contract
Purpose of contract	General
Contract start date	01/05/2010
Contract end date	

18/19 Contracted general activity (UDA)	4,500
Carry forward general activity (UDA)	0
18/19 Contracted orthodontic activity (UOA)	0
Carry forward orthodontic activity (UOA)	0
Baseline contract value	£119,744.70

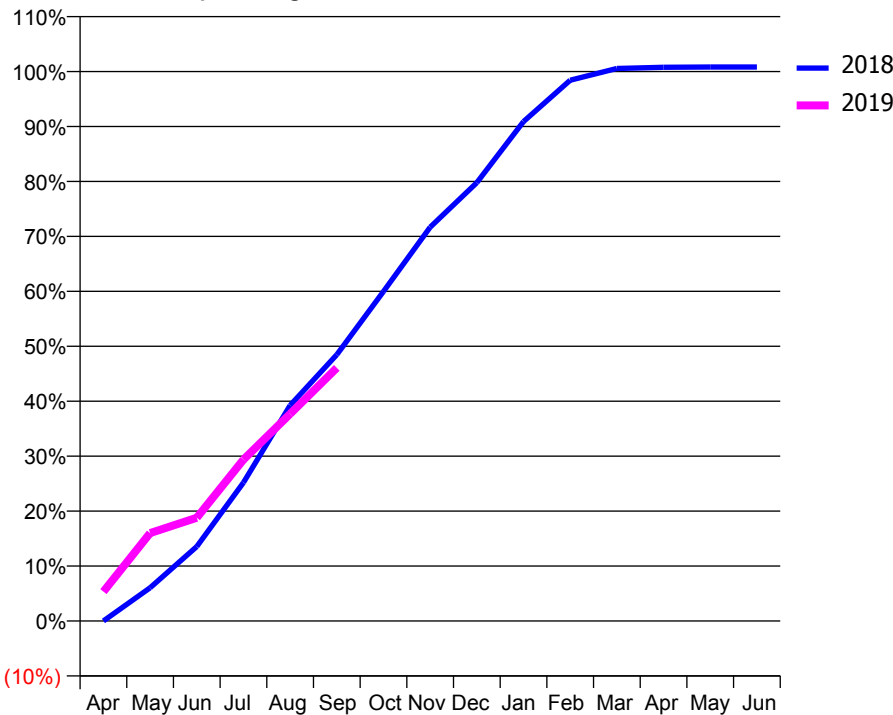
### ACCESS\*

Patients seen in 24 months	Total	Change since previous quarter
Quarter ending September 2017	1,717	
Quarter ending December 2017	1,688	↓
Quarter ending March 2018	1,564	↓
Quarter ending June 2018	1,536	↓
Quarter ending September 2018	1,532	→
<b>Variance since September 2017</b>	<b>(10.8%)</b>	<b>↓</b>



### ACTIVITY

Cumulative percentage of contracted UDA delivered 2018 & 2019



Month	Adjusted Scheduled Activity (UDA)	
	2018	2019
April	0	241
May	273	720
June	610	846
July	1,134	1,322
August	1,766	1,696
September	2,181	2,073
October	2,699	
November	3,226	
December	3,590	
January	4,090	
February	4,428	
March	4,525	
April	4,534	
May	4,536	
June	4,536	

### QUALITY

	Quantity	Base Number	Contract	AT	Region	England
% of FP17s for the same patient ID Re-attending within 3 months - Children	1	438	0.2%	10.0%	11.4%	11.6%
% of FP17s for the same patient ID Re-attending within 3 months - Adults	16	691	2.3%	14.3%	15.0%	15.5%
% of FP17s for the same patient ID Re-attending between 3 & 9 months - Children	325	438	74.2%	56.4%	59.9%	58.8%
% of FP17s for the same patient ID Re-attending between 3 & 9 months - Adults	454	691	65.7%	50.1%	52.0%	51.1%
% of FP17s for Band 1 Urgent Courses	17	1,122	1.5%	8.5%	8.0%	9.0%
% of FP17s Relating to Free Repair or Replacements	0	1,122	0.0%	0.7%	0.8%	0.8%
% of FP17s Relating to Continuations	0	1,122	0.0%	0.9%	0.9%	0.9%
% of Patients satisfied with the dentistry they have received	2	2	N/A	92.9%	93.5%	93.3%
% of Patients satisfied with the time they had to wait for an appointment	2	2	N/A	89.3%	89.1%	88.9%

\* This is based on patients treated on this contract for their most recent course of treatment. Figures in italics indicate the base number of FP17s or Patient Questionnaire responses are less than 100. N/A is shown where the base number of responses is less than 10 during the period. % is calculated as Quantity/Base number\*100

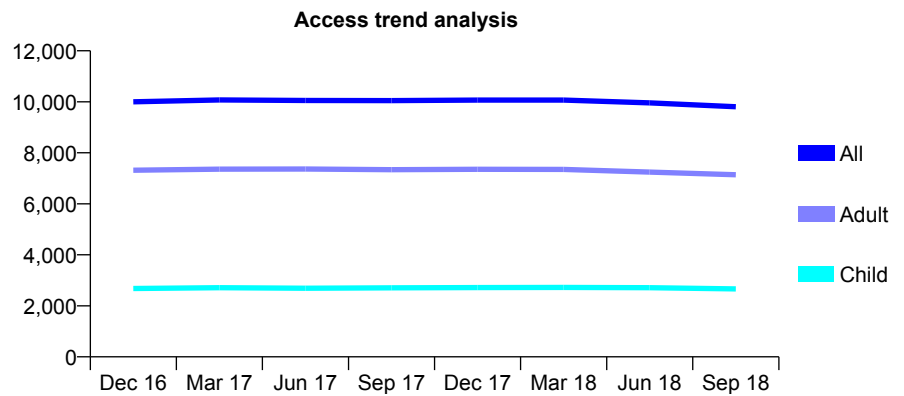
## Q57 - Vital Signs At a Glance Contract Report for 131083/0001 - September 2018

Name or company name	Highwoods & St Johns Limited
Contract type name	GDS Contract
Purpose of contract	General
Contract start date	12/11/2007
Contract end date	

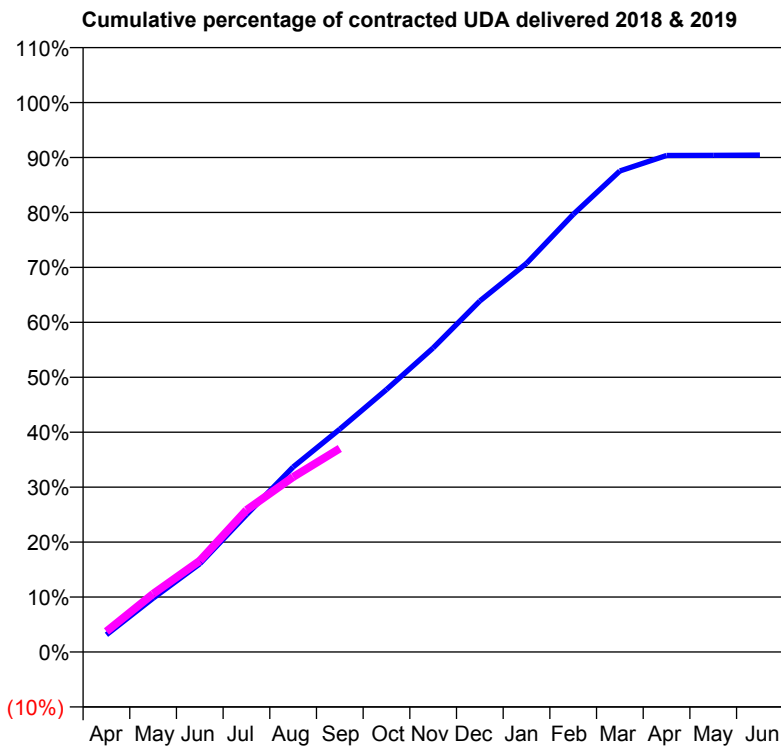
18/19 Contracted general activity (UDA)	29,084
Carry forward general activity (UDA)	0
18/19 Contracted orthodontic activity (UOA)	0
Carry forward orthodontic activity (UOA)	0
Baseline contract value	£929,582.12

### ACCESS\*

Patients seen in 24 months	Total	Change since previous quarter
Quarter ending September 2017	10,046	
Quarter ending December 2017	10,070	→
Quarter ending March 2018	10,069	→
Quarter ending June 2018	9,958	↓
Quarter ending September 2018	9,805	↓
<b>Variance since September 2017</b>	<b>(2.4%)</b>	<b>↓</b>



### ACTIVITY



Month	Adjusted Scheduled Activity (UDA)	
	2018	2019
April	915	1,092
May	2,848	3,079
June	4,669	4,828
July	7,266	7,510
August	9,789	9,262
September	11,794	10,773
October	13,894	
November	16,094	
December	18,582	
January	20,568	
February	23,163	
March	25,460	
April	26,279	
May	26,288	
June	26,298	

### QUALITY

	Quantity	Base Number	Contract	AT	Region	England
% of FP17s for the same patient ID Re-attending within 3 months - Children	111	1,902	5.8%	10.0%	11.4%	11.6%
% of FP17s for the same patient ID Re-attending within 3 months - Adults	618	4,297	14.4%	14.3%	15.0%	15.5%
% of FP17s for the same patient ID Re-attending between 3 & 9 months - Children	1,220	1,902	64.1%	56.4%	59.9%	58.8%
% of FP17s for the same patient ID Re-attending between 3 & 9 months - Adults	2,252	4,297	52.4%	50.1%	52.0%	51.1%
% of FP17s for Band 1 Urgent Courses	655	5,842	11.2%	8.5%	8.0%	9.0%
% of FP17s Relating to Free Repair or Replacements	23	5,842	0.4%	0.7%	0.8%	0.8%
% of FP17s Relating to Continuations	4	5,842	0.1%	0.9%	0.9%	0.9%
% of Patients satisfied with the dentistry they have received	10	10	100.0%	92.9%	93.5%	93.3%
% of Patients satisfied with the time they had to wait for an appointment	10	10	100.0%	89.3%	89.1%	88.9%

\* This is based on patients treated on this contract for their most recent course of treatment. Figures in italics indicate the base number of FP17s or Patient Questionnaire responses are less than 100. N/A is shown where the base number of responses is less than 10 during the period. % is calculated as Quantity/Base number\*100

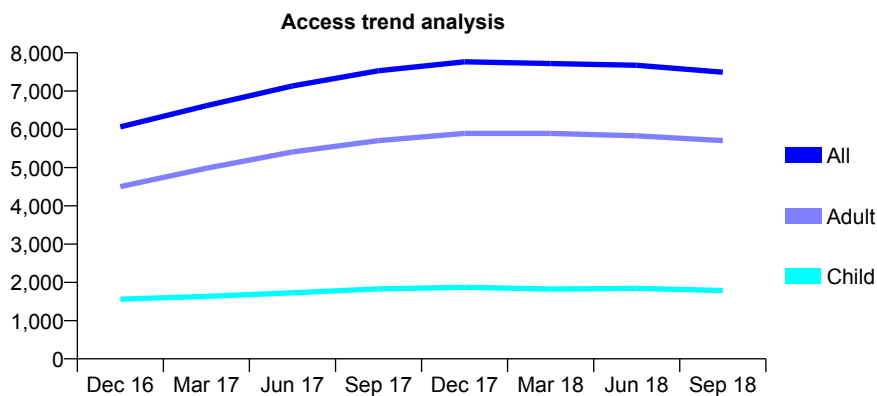
## Q57 - Vital Signs At a Glance Contract Report for 131903/0001 - September 2018

Name or company name	Penhaligon Witham Partnership
Contract type name	GDS Contract
Purpose of contract	General
Contract start date	01/12/2015
Contract end date	

18/19 Contracted general activity (UDA)	19,500
Carry forward general activity (UDA)	0
18/19 Contracted orthodontic activity (UOA)	0
Carry forward orthodontic activity (UOA)	0
Baseline contract value	£571,220.51

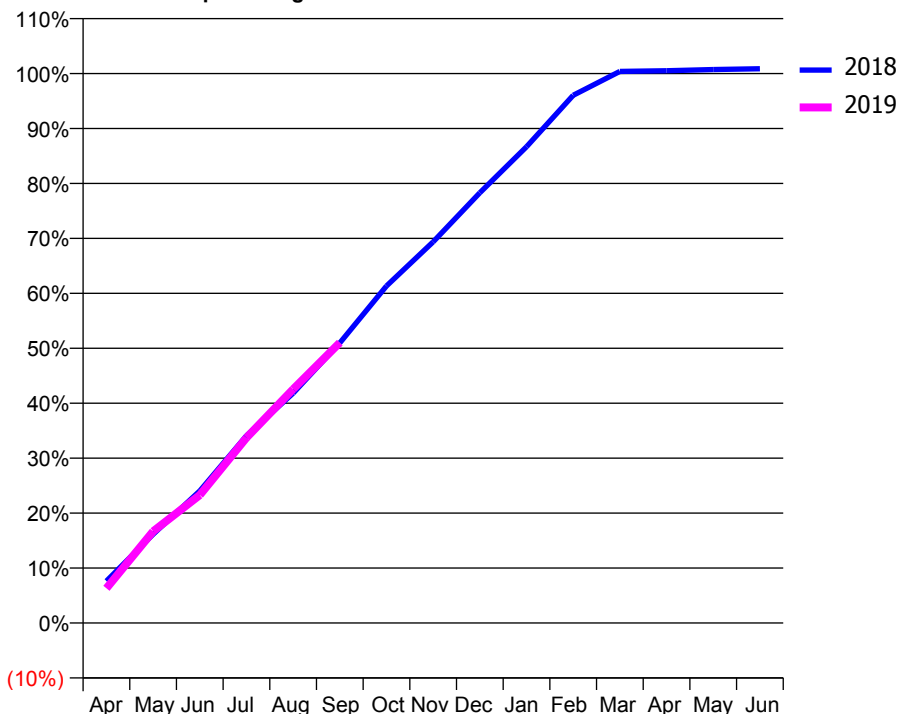
### ACCESS\*

Patients seen in 24 months	Total	Change since previous quarter
Quarter ending September 2017	7,531	
Quarter ending December 2017	7,763	↑
Quarter ending March 2018	7,719	→
Quarter ending June 2018	7,673	→
Quarter ending September 2018	7,494	↓
<b>Variance since September 2017</b>	<b>(0.5%)</b>	→



### ACTIVITY

Cumulative percentage of contracted UDA delivered 2018 & 2019



Month	Adjusted Scheduled Activity (UDA)	
	2018	2019
April	1,486	1,234
May	3,151	3,255
June	4,685	4,541
July	6,647	6,577
August	8,154	8,299
September	9,939	9,950
October	11,961	
November	13,528	
December	15,269	
January	16,901	
February	18,727	
March	19,573	
April	19,598	
May	19,640	
June	19,670	

### QUALITY

	Quantity	Base Number	Contract	AT	Region	England
% of FP17s for the same patient ID Re-attending within 3 months - Children	49	1,025	4.8%	10.0%	11.4%	11.6%
% of FP17s for the same patient ID Re-attending within 3 months - Adults	300	3,155	9.5%	14.3%	15.0%	15.5%
% of FP17s for the same patient ID Re-attending between 3 & 9 months - Children	174	1,025	17.0%	56.4%	59.9%	58.8%
% of FP17s for the same patient ID Re-attending between 3 & 9 months - Adults	948	3,155	30.0%	50.1%	52.0%	51.1%
% of FP17s for Band 1 Urgent Courses	312	4,145	7.5%	8.5%	8.0%	9.0%
% of FP17s Relating to Free Repair or Replacements	16	4,145	0.4%	0.7%	0.8%	0.8%
% of FP17s Relating to Continuations	4	4,145	0.1%	0.9%	0.9%	0.9%
% of Patients satisfied with the dentistry they have received	2	2	N/A	92.9%	93.5%	93.3%
% of Patients satisfied with the time they had to wait for an appointment	1	2	N/A	89.3%	89.1%	88.9%

\* This is based on patients treated on this contract for their most recent course of treatment. Figures in italics indicate the base number of FP17s or Patient Questionnaire responses are less than 100. N/A is shown where the base number of responses is less than 10 during the period. % is calculated as Quantity/Base number\*100

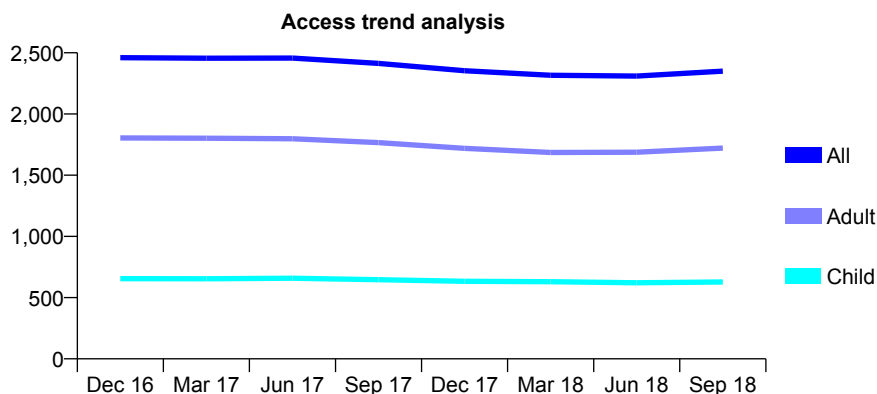
## Q57 - Vital Signs At a Glance Contract Report for 133590/0001 - September 2018

Name or company name	Laindon Health Centre Dental Practice
Contract type name	GDS Contract
Purpose of contract	General
Contract start date	01/07/2006
Contract end date	

18/19 Contracted general activity (UDA)	7,926
Carry forward general activity (UDA)	0
18/19 Contracted orthodontic activity (UOA)	0
Carry forward orthodontic activity (UOA)	0
Baseline contract value	£216,394.12

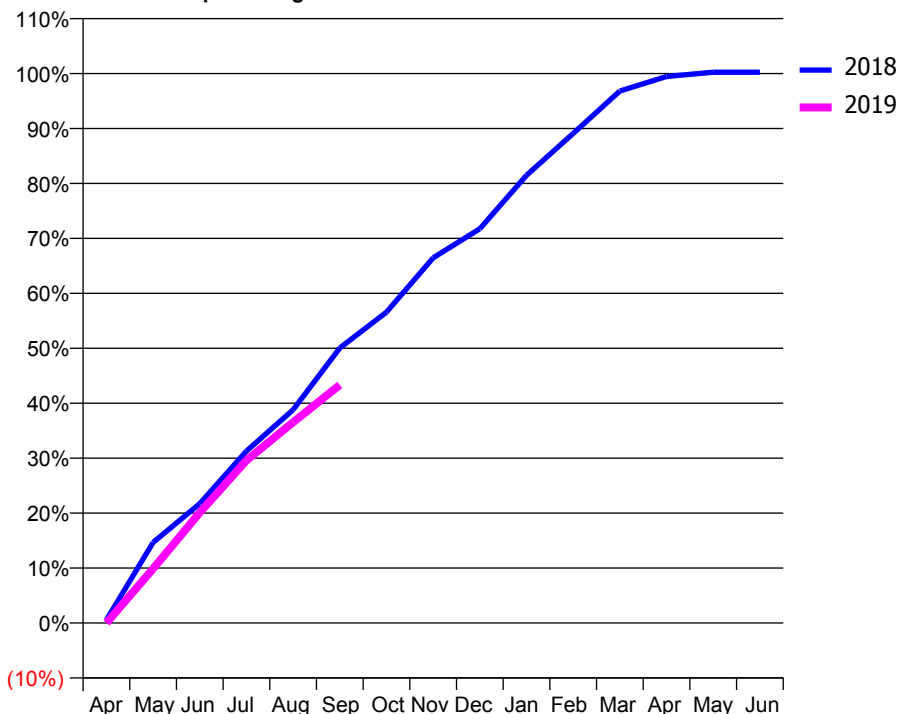
### ACCESS\*

Patients seen in 24 months	Total	Change since previous quarter
Quarter ending September 2017	2,413	
Quarter ending December 2017	2,353	↓
Quarter ending March 2018	2,316	↓
Quarter ending June 2018	2,310	→
Quarter ending September 2018	2,350	→
<b>Variance since September 2017</b>	<b>(2.6%)</b>	<b>↓</b>



### ACTIVITY

Cumulative percentage of contracted UDA delivered 2018 & 2019



Adjusted Scheduled Activity (UDA)

Month	2018	2019
April	45	0
May	1,164	784
June	1,722	1,594
July	2,481	2,346
August	3,076	2,896
September	3,966	3,435
October	4,484	
November	5,268	
December	5,686	
January	6,457	
February	7,061	
March	7,674	
April	7,883	
May	7,945	
June	7,945	

### QUALITY

	Quantity	Base Number	Contract	AT	Region	England
% of FP17s for the same patient ID Re-attending within 3 months - Children	37	431	8.6%	10.0%	11.4%	11.6%
% of FP17s for the same patient ID Re-attending within 3 months - Adults	175	1,164	15.0%	14.3%	15.0%	15.5%
% of FP17s for the same patient ID Re-attending between 3 & 9 months - Children	204	431	47.3%	56.4%	59.9%	58.8%
% of FP17s for the same patient ID Re-attending between 3 & 9 months - Adults	632	1,164	54.3%	50.1%	52.0%	51.1%
% of FP17s for Band 1 Urgent Courses	99	1,472	6.7%	8.5%	8.0%	9.0%
% of FP17s Relating to Free Repair or Replacements	29	1,472	2.0%	0.7%	0.8%	0.8%
% of FP17s Relating to Continuations	19	1,472	1.3%	0.9%	0.9%	0.9%
% of Patients satisfied with the dentistry they have received	2	2	N/A	92.9%	93.5%	93.3%
% of Patients satisfied with the time they had to wait for an appointment	2	2	N/A	89.3%	89.1%	88.9%

\* This is based on patients treated on this contract for their most recent course of treatment. Figures in italics indicate the base number of FP17s or Patient Questionnaire responses are less than 100. N/A is shown where the base number of responses is less than 10 during the period. % is calculated as Quantity/Base number\*100



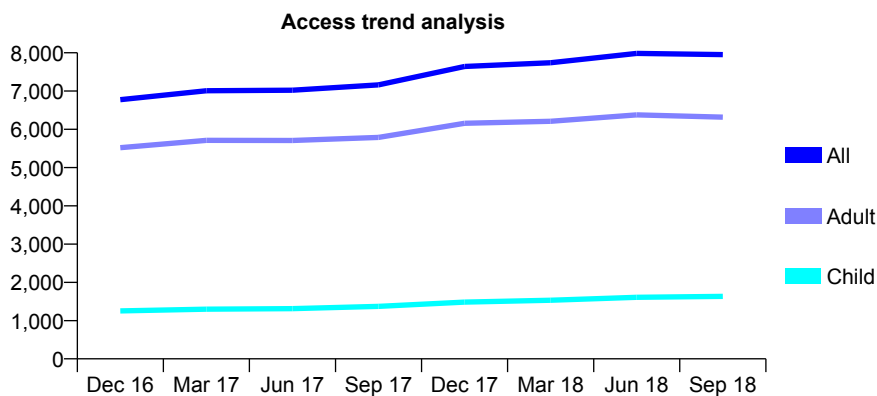
## Q57 - Vital Signs At a Glance Contract Report for 133671/0001 - September 2018

Name or company name	One Step By Step Limited
Contract type name	GDS Contract
Purpose of contract	General
Contract start date	27/09/2010
Contract end date	

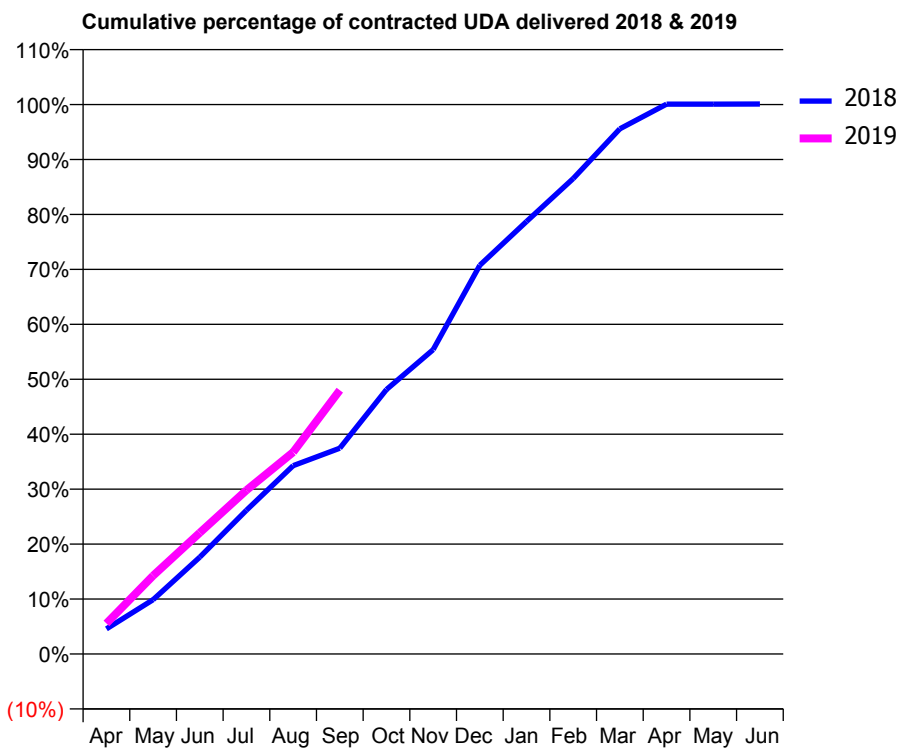
18/19 Contracted general activity (UDA)	15,202
Carry forward general activity (UDA)	0
18/19 Contracted orthodontic activity (UOA)	0
Carry forward orthodontic activity (UOA)	0
Baseline contract value	£384,440.68

### ACCESS\*

Patients seen in 24 months	Total	Change since previous quarter
Quarter ending September 2017	7,160	
Quarter ending December 2017	7,643	↑
Quarter ending March 2018	7,741	→
Quarter ending June 2018	7,985	↑
Quarter ending September 2018	7,952	→
<b>Variance since September 2017</b>	<b>11.1%</b>	<b>↑</b>



### ACTIVITY



Month	Adjusted Scheduled Activity (UDA)	
	2018	2019
April	696	846
May	1,504	2,166
June	2,678	3,357
July	3,979	4,532
August	5,210	5,582
September	5,695	7,299
October	7,317	
November	8,420	
December	10,757	
January	11,964	
February	13,152	
March	14,529	
April	15,212	
May	15,212	
June	15,217	

### QUALITY

	Quantity	Base Number	Contract	AT	Region	England
% of FP17s for the same patient ID Re-attending within 3 months - Children	66	1,027	6.4%	10.0%	11.4%	11.6%
% of FP17s for the same patient ID Re-attending within 3 months - Adults	442	3,801	11.6%	14.3%	15.0%	15.5%
% of FP17s for the same patient ID Re-attending between 3 & 9 months - Children	492	1,027	47.9%	56.4%	59.9%	58.8%
% of FP17s for the same patient ID Re-attending between 3 & 9 months - Adults	1,989	3,801	52.3%	50.1%	52.0%	51.1%
% of FP17s for Band 1 Urgent Courses	507	4,150	12.2%	8.5%	8.0%	9.0%
% of FP17s Relating to Free Repair or Replacements	22	4,150	0.5%	0.7%	0.8%	0.8%
% of FP17s Relating to Continuations	2	4,150	0.0%	0.9%	0.9%	0.9%
% of Patients satisfied with the dentistry they have received	3	4	N/A	92.9%	93.5%	93.3%
% of Patients satisfied with the time they had to wait for an appointment	3	4	N/A	89.3%	89.1%	88.9%

\* This is based on patients treated on this contract for their most recent course of treatment. Figures in italics indicate the base number of FP17s or Patient Questionnaire responses are less than 100. N/A is shown where the base number of responses is less than 10 during the period. % is calculated as Quantity/Base number\*100

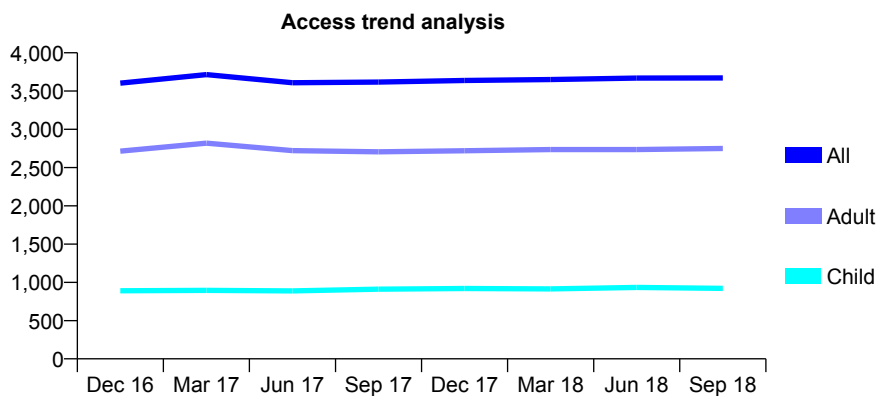
## Q57 - Vital Signs At a Glance Contract Report for 134295/0008 - September 2018

Name or company name	The Benfleet Dental Centre
Contract type name	GDS Contract
Purpose of contract	General
Contract start date	01/06/2012
Contract end date	

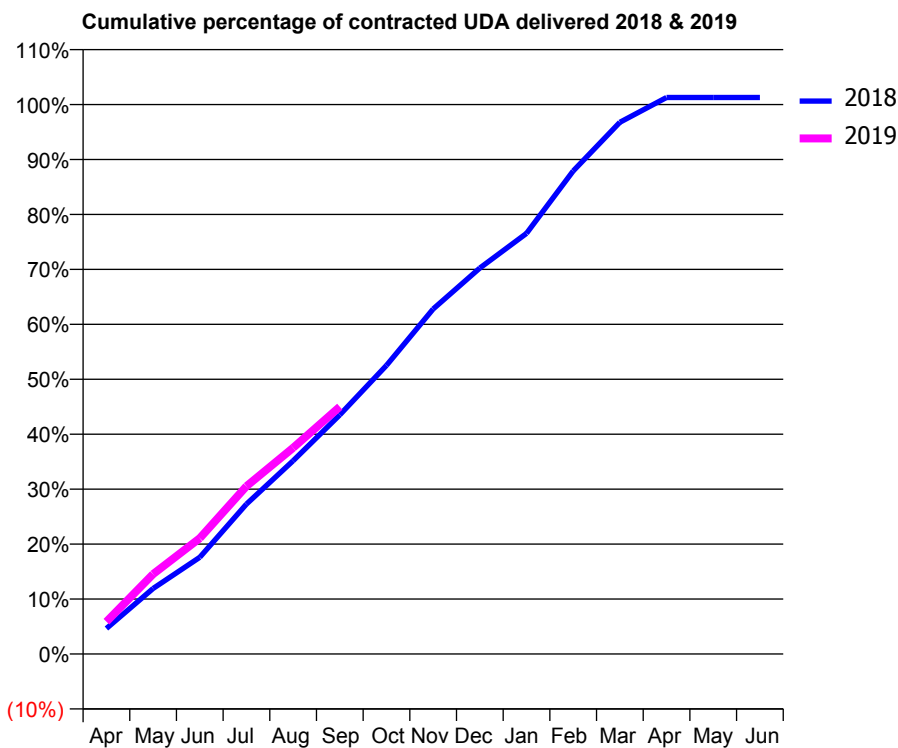
18/19 Contracted general activity (UDA)	9,152
Carry forward general activity (UDA)	0
18/19 Contracted orthodontic activity (UOA)	0
Carry forward orthodontic activity (UOA)	0
Baseline contract value	£241,271.19

### ACCESS\*

Patients seen in 24 months	Total	Change since previous quarter
Quarter ending September 2017	3,617	
Quarter ending December 2017	3,639	→
Quarter ending March 2018	3,651	→
Quarter ending June 2018	3,670	→
Quarter ending September 2018	3,671	→
<b>Variance since September 2017</b>	<b>1.5%</b>	<b>→</b>



### ACTIVITY



Month	Adjusted Scheduled Activity (UDA)	
	2018	2019
April	426	539
May	1,093	1,331
June	1,612	1,929
July	2,497	2,796
August	3,219	3,434
September	3,984	4,119
October	4,807	
November	5,747	
December	6,428	
January	7,006	
February	8,046	
March	8,857	
April	9,270	
May	9,269	
June	9,269	

### QUALITY

	Quantity	Base Number	Contract	AT	Region	England
% of FP17s for the same patient ID Re-attending within 3 months - Children	42	658	6.4%	10.0%	11.4%	11.6%
% of FP17s for the same patient ID Re-attending within 3 months - Adults	139	1,539	9.0%	14.3%	15.0%	15.5%
% of FP17s for the same patient ID Re-attending between 3 & 9 months - Children	359	658	54.6%	56.4%	59.9%	58.8%
% of FP17s for the same patient ID Re-attending between 3 & 9 months - Adults	760	1,539	49.4%	50.1%	52.0%	51.1%
% of FP17s for Band 1 Urgent Courses	179	2,035	8.8%	8.5%	8.0%	9.0%
% of FP17s Relating to Free Repair or Replacements	4	2,035	0.2%	0.7%	0.8%	0.8%
% of FP17s Relating to Continuations	0	2,035	0.0%	0.9%	0.9%	0.9%
% of Patients satisfied with the dentistry they have received	3	3	N/A	92.9%	93.5%	93.3%
% of Patients satisfied with the time they had to wait for an appointment	2	3	N/A	89.3%	89.1%	88.9%

\* This is based on patients treated on this contract for their most recent course of treatment. Figures in italics indicate the base number of FP17s or Patient Questionnaire responses are less than 100. N/A is shown where the base number of responses is less than 10 during the period. % is calculated as Quantity/Base number\*100

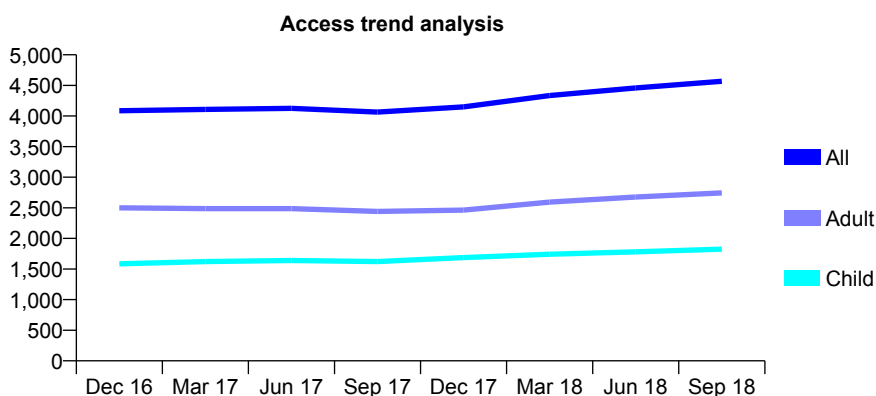
## Q57 - Vital Signs At a Glance Contract Report for 134392/0001 - September 2018

Name or company name	Mr E. Harunani, Mr N. Harunani & Mr M. Ka
Contract type name	GDS Contract
Purpose of contract	General
Contract start date	02/10/2012
Contract end date	

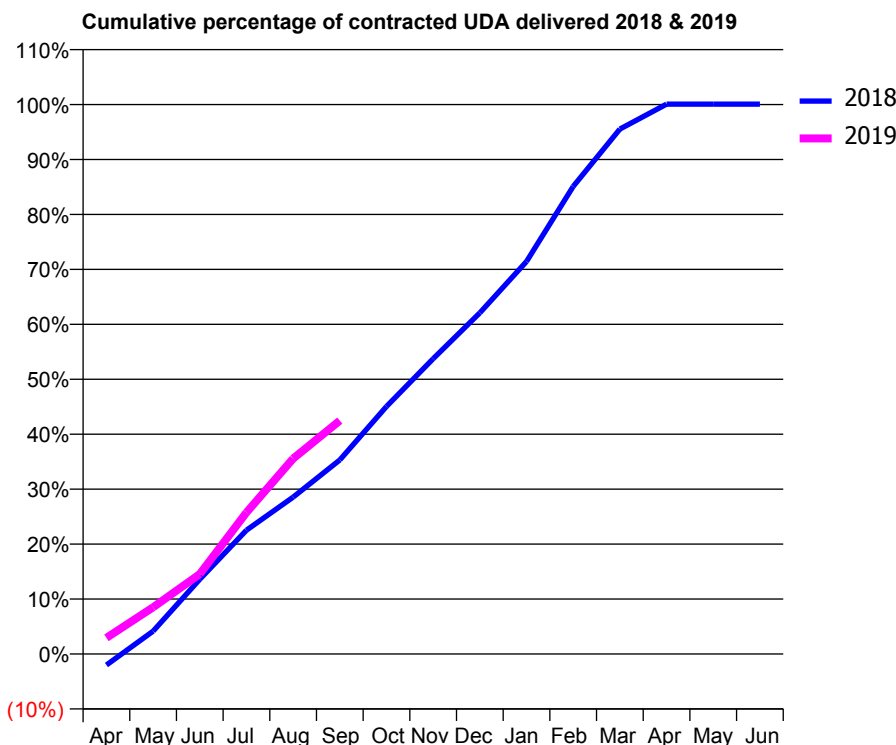
18/19 Contracted general activity (UDA)	13,250
Carry forward general activity (UDA)	0
18/19 Contracted orthodontic activity (UOA)	0
Carry forward orthodontic activity (UOA)	0
Baseline contract value	£327,494.55

### ACCESS\*

Patients seen in 24 months	Total	Change since previous quarter
Quarter ending September 2017	4,064	
Quarter ending December 2017	4,150	↑
Quarter ending March 2018	4,335	↑
Quarter ending June 2018	4,458	↑
Quarter ending September 2018	4,568	↑
<b>Variance since September 2017</b>	<b>12.4%</b>	<b>↑</b>



### ACTIVITY



Adjusted Scheduled Activity (UDA)		
Month	2018	2019
April	-270	392
May	550	1,126
June	1,804	1,928
July	2,984	3,414
August	3,782	4,711
September	4,680	5,629
October	5,969	
November	7,121	
December	8,228	
January	9,465	
February	11,274	
March	12,656	
April	13,259	
May	13,259	
June	13,259	

### QUALITY

	Quantity	Base Number	Contract	AT	Region	England
% of FP17s for the same patient ID Re-attending within 3 months - Children	78	1,005	7.8%	10.0%	11.4%	11.6%
% of FP17s for the same patient ID Re-attending within 3 months - Adults	223	1,449	15.4%	14.3%	15.0%	15.5%
% of FP17s for the same patient ID Re-attending between 3 & 9 months - Children	368	1,005	36.6%	56.4%	59.9%	58.8%
% of FP17s for the same patient ID Re-attending between 3 & 9 months - Adults	437	1,449	30.2%	50.1%	52.0%	51.1%
% of FP17s for Band 1 Urgent Courses	352	2,264	15.5%	8.5%	8.0%	9.0%
% of FP17s Relating to Free Repair or Replacements	6	2,264	0.3%	0.7%	0.8%	0.8%
% of FP17s Relating to Continuations	14	2,264	0.6%	0.9%	0.9%	0.9%
% of Patients satisfied with the dentistry they have received	0	1	N/A	92.9%	93.5%	93.3%
% of Patients satisfied with the time they had to wait for an appointment	1	1	N/A	89.3%	89.1%	88.9%

\* This is based on patients treated on this contract for their most recent course of treatment. Figures in italics indicate the base number of FP17s or Patient Questionnaire responses are less than 100. N/A is shown where the base number of responses is less than 10 during the period. % is calculated as Quantity/Base number\*100

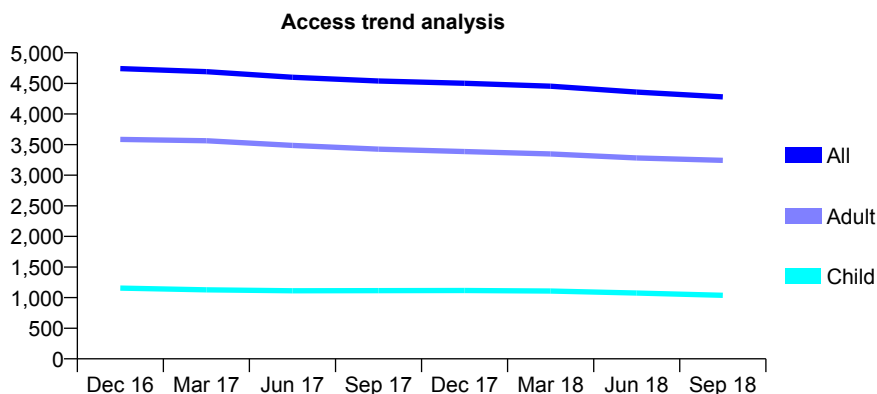
## Q57 - Vital Signs At a Glance Contract Report for 136387/0004 - September 2018

Name or company name	Dr Allen
Contract type name	GDS Contract
Purpose of contract	General
Contract start date	01/10/2013
Contract end date	

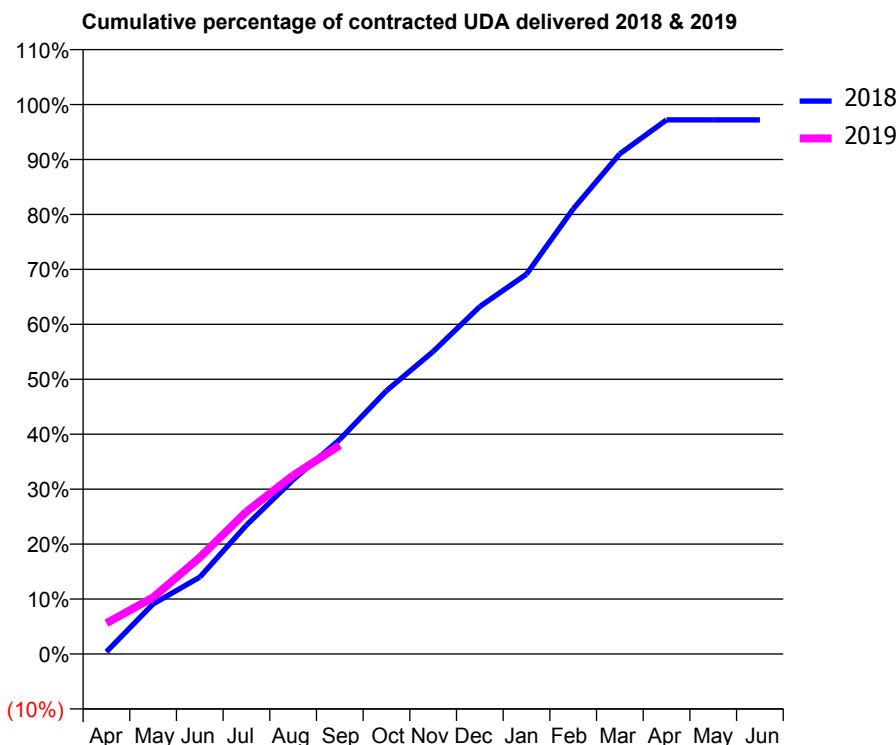
18/19 Contracted general activity (UDA)	23,406
Carry forward general activity (UDA)	0
18/19 Contracted orthodontic activity (UOA)	0
Carry forward orthodontic activity (UOA)	0
Baseline contract value	£632,275.02

### ACCESS\*

Patients seen in 24 months	Total	Change since previous quarter
Quarter ending September 2017	4,540	
Quarter ending December 2017	4,502	→
Quarter ending March 2018	4,454	↓
Quarter ending June 2018	4,359	↓
Quarter ending September 2018	4,281	↓
<b>Variance since September 2017</b>	<b>(5.7%)</b>	<b>↓</b>



### ACTIVITY



Month	Adjusted Scheduled Activity (UDA)	
	2018	2019
April	95	1,313
May	2,134	2,413
June	3,274	4,117
July	5,491	6,061
August	7,418	7,610
September	9,141	8,893
October	11,215	
November	12,885	
December	14,800	
January	16,178	
February	18,958	
March	21,308	
April	22,752	
May	22,752	
June	22,752	

### QUALITY

	Quantity	Base Number	Contract	AT	Region	England
% of FP17s for the same patient ID Re-attending within 3 months - Children	40	629	6.4%	10.0%	11.4%	11.6%
% of FP17s for the same patient ID Re-attending within 3 months - Adults	276	1,830	15.1%	14.3%	15.0%	15.5%
% of FP17s for the same patient ID Re-attending between 3 & 9 months - Children	357	629	56.8%	56.4%	59.9%	58.8%
% of FP17s for the same patient ID Re-attending between 3 & 9 months - Adults	868	1,830	47.4%	50.1%	52.0%	51.1%
% of FP17s for Band 1 Urgent Courses	185	2,176	8.5%	8.5%	8.0%	9.0%
% of FP17s Relating to Free Repair or Replacements	0	2,176	0.0%	0.7%	0.8%	0.8%
% of FP17s Relating to Continuations	8	2,176	0.4%	0.9%	0.9%	0.9%
% of Patients satisfied with the dentistry they have received	12	12	100.0%	92.9%	93.5%	93.3%
% of Patients satisfied with the time they had to wait for an appointment	12	12	100.0%	89.3%	89.1%	88.9%

\* This is based on patients treated on this contract for their most recent course of treatment. Figures in italics indicate the base number of FP17s or Patient Questionnaire responses are less than 100. N/A is shown where the base number of responses is less than 10 during the period. % is calculated as Quantity/Base number\*100

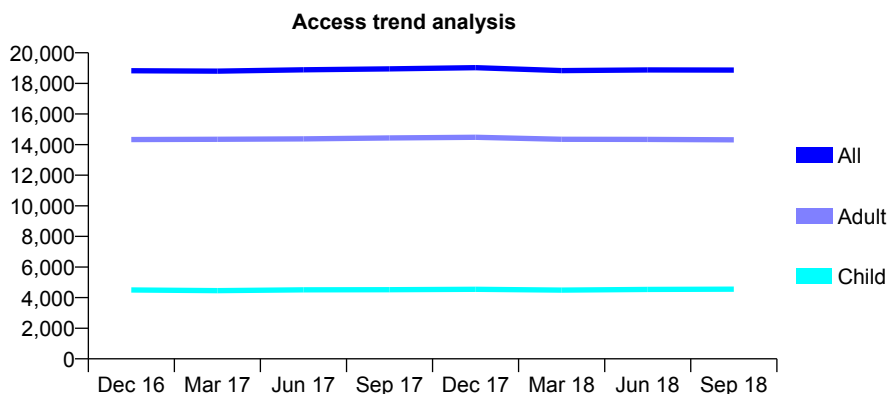
## Q57 - Vital Signs At a Glance Contract Report for 136751/0001 - September 2018

Name or company name	Crowstone Dental Centre Limited
Contract type name	GDS Contract
Purpose of contract	General
Contract start date	01/08/2007
Contract end date	

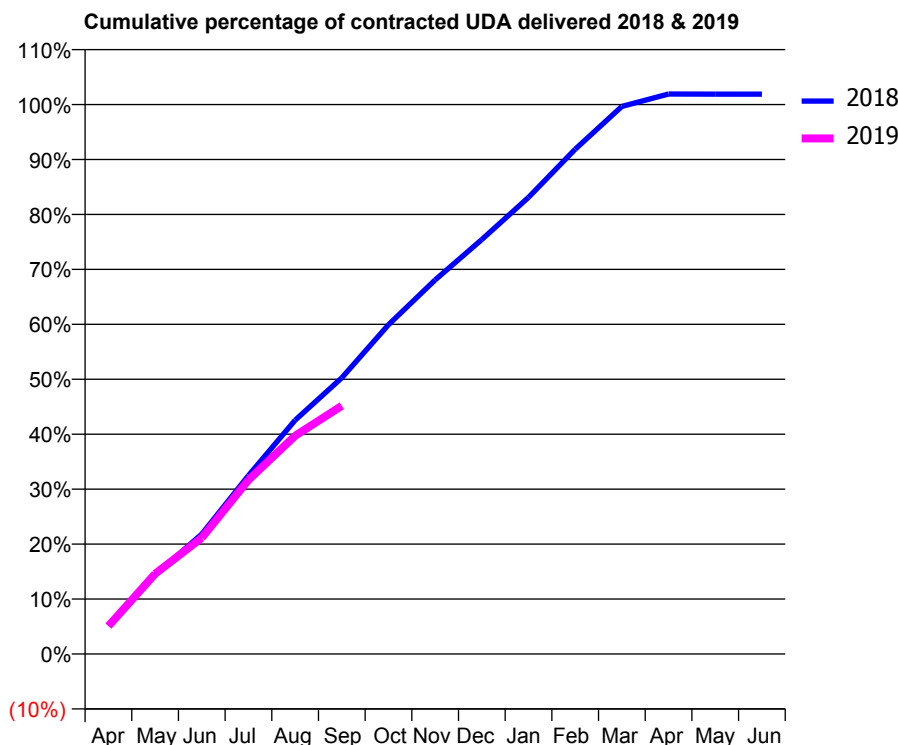
18/19 Contracted general activity (UDA)	57,626
Carry forward general activity (UDA)	0
18/19 Contracted orthodontic activity (UOA)	0
Carry forward orthodontic activity (UOA)	0
Baseline contract value	£1,720,308.33

### ACCESS\*

Patients seen in 24 months	Total	Change since previous quarter
Quarter ending September 2017	18,953	
Quarter ending December 2017	19,024	→
Quarter ending March 2018	18,835	→
Quarter ending June 2018	18,878	→
Quarter ending September 2018	18,869	→
<b>Variance since September 2017</b>	<b>(0.4%)</b>	→



### ACTIVITY



Month	Adjusted Scheduled Activity (UDA)	
	2018	2019
April	3,061	2,932
May	8,303	8,415
June	12,576	12,189
July	18,716	18,256
August	24,527	22,879
September	28,971	26,037
October	34,527	
November	39,239	
December	43,475	
January	47,886	
February	52,931	
March	57,420	
April	58,731	
May	58,713	
June	58,711	

### QUALITY

	Quantity	Base Number	Contract	AT	Region	England
% of FP17s for the same patient ID Re-attending within 3 months - Children	178	3,108	5.7%	10.0%	11.4%	11.6%
% of FP17s for the same patient ID Re-attending within 3 months - Adults	955	8,523	11.2%	14.3%	15.0%	15.5%
% of FP17s for the same patient ID Re-attending between 3 & 9 months - Children	1,699	3,108	54.7%	56.4%	59.9%	58.8%
% of FP17s for the same patient ID Re-attending between 3 & 9 months - Adults	4,212	8,523	49.4%	50.1%	52.0%	51.1%
% of FP17s for Band 1 Urgent Courses	733	11,072	6.6%	8.5%	8.0%	9.0%
% of FP17s Relating to Free Repair or Replacements	107	11,072	1.0%	0.7%	0.8%	0.8%
% of FP17s Relating to Continuations	35	11,072	0.3%	0.9%	0.9%	0.9%
% of Patients satisfied with the dentistry they have received	10	12	83.3%	92.9%	93.5%	93.3%
% of Patients satisfied with the time they had to wait for an appointment	7	12	58.3%	89.3%	89.1%	88.9%

\* This is based on patients treated on this contract for their most recent course of treatment. Figures in italics indicate the base number of FP17s or Patient Questionnaire responses are less than 100. N/A is shown where the base number of responses is less than 10 during the period. % is calculated as Quantity/Base number\*100

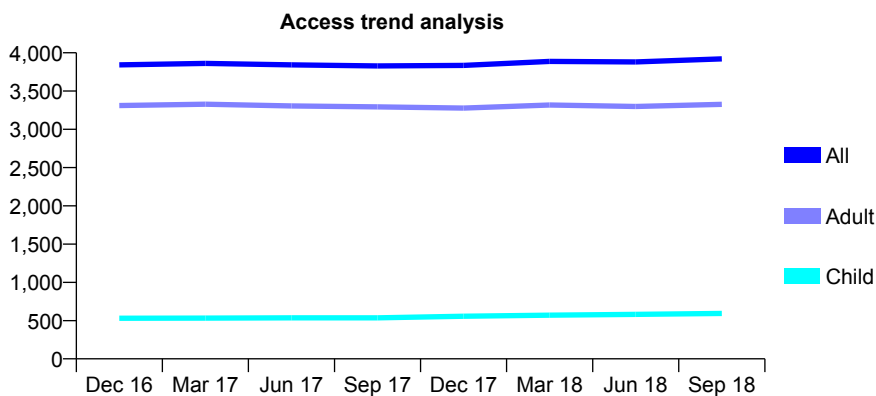
## Q57 - Vital Signs At a Glance Contract Report for 137472/0001 - September 2018

Name or company name	Toothcare Limited
Contract type name	GDS Contract
Purpose of contract	General
Contract start date	01/08/2007
Contract end date	

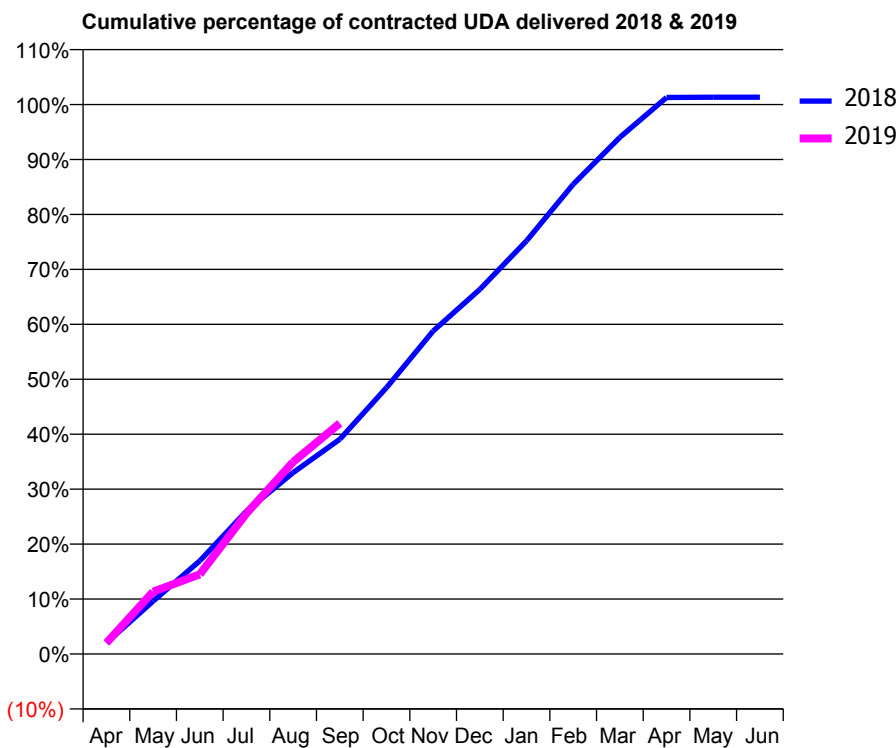
18/19 Contracted general activity (UDA)	12,561
Carry forward general activity (UDA)	0
18/19 Contracted orthodontic activity (UOA)	0
Carry forward orthodontic activity (UOA)	0
Baseline contract value	£286,290.48

### ACCESS\*

Patients seen in 24 months	Total	Change since previous quarter
Quarter ending September 2017	3,829	
Quarter ending December 2017	3,835	→
Quarter ending March 2018	3,888	→
Quarter ending June 2018	3,881	→
Quarter ending September 2018	3,921	→
<b>Variance since September 2017</b>	<b>2.4%</b>	<b>↑</b>



### ACTIVITY



Adjusted Scheduled Activity (UDA)		
Month	2018	2019
April	254	256
May	1,209	1,425
June	2,130	1,823
July	3,266	3,215
August	4,147	4,392
September	4,910	5,276
October	6,089	
November	7,385	
December	8,336	
January	9,446	
February	10,738	
March	11,810	
April	12,722	
May	12,728	
June	12,728	

### QUALITY

	Quantity	Base Number	Contract	AT	Region	England
% of FP17s for the same patient ID Re-attending within 3 months - Children	33	434	7.6%	10.0%	11.4%	11.6%
% of FP17s for the same patient ID Re-attending within 3 months - Adults	346	2,517	13.7%	14.3%	15.0%	15.5%
% of FP17s for the same patient ID Re-attending between 3 & 9 months - Children	276	434	63.6%	56.4%	59.9%	58.8%
% of FP17s for the same patient ID Re-attending between 3 & 9 months - Adults	1,588	2,517	63.1%	50.1%	52.0%	51.1%
% of FP17s for Band 1 Urgent Courses	239	2,547	9.4%	8.5%	8.0%	9.0%
% of FP17s Relating to Free Repair or Replacements	68	2,547	2.7%	0.7%	0.8%	0.8%
% of FP17s Relating to Continuations	41	2,547	1.6%	0.9%	0.9%	0.9%
% of Patients satisfied with the dentistry they have received	13	14	92.9%	92.9%	93.5%	93.3%
% of Patients satisfied with the time they had to wait for an appointment	13	14	92.9%	89.3%	89.1%	88.9%

\* This is based on patients treated on this contract for their most recent course of treatment. Figures in italics indicate the base number of FP17s or Patient Questionnaire responses are less than 100. N/A is shown where the base number of responses is less than 10 during the period. % is calculated as Quantity/Base number\*100

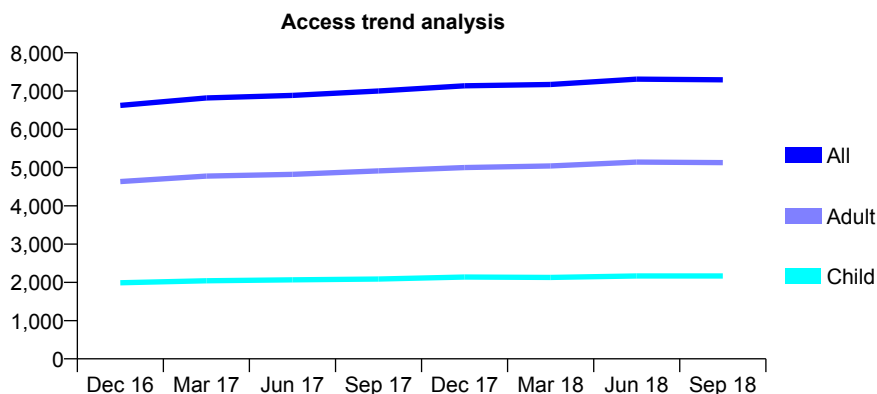
## Q57 - Vital Signs At a Glance Contract Report for 138789/0001 - September 2018

Name or company name	Mr S B Radia & Mr P Vaid
Contract type name	GDS Contract
Purpose of contract	General
Contract start date	01/10/2008
Contract end date	

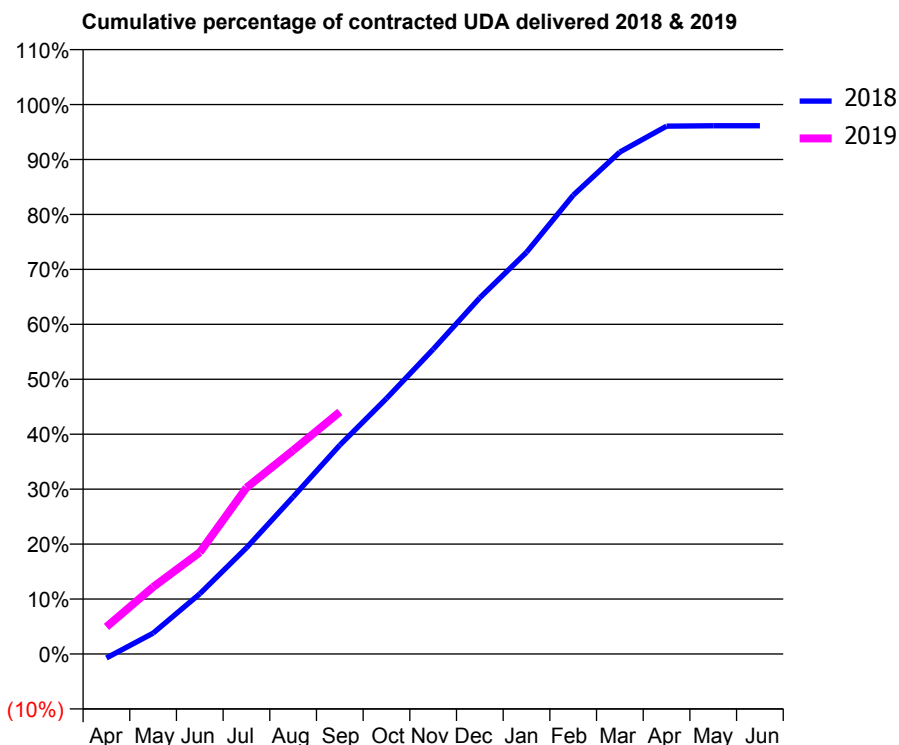
18/19 Contracted general activity (UDA)	25,465
Carry forward general activity (UDA)	0
18/19 Contracted orthodontic activity (UOA)	0
Carry forward orthodontic activity (UOA)	0
Baseline contract value	£754,873.09

### ACCESS\*

Patients seen in 24 months	Total	Change since previous quarter
Quarter ending September 2017	7,002	
Quarter ending December 2017	7,138	→
Quarter ending March 2018	7,171	→
Quarter ending June 2018	7,311	→
Quarter ending September 2018	7,294	→
<b>Variance since September 2017</b>	<b>4.2%</b>	<b>↑</b>



### ACTIVITY



Month	Adjusted Scheduled Activity (UDA)	
	2018	2019
April	-191	1,260
May	970	3,105
June	2,792	4,711
July	4,921	7,709
August	7,282	9,438
September	9,683	11,220
October	11,846	
November	14,125	
December	16,512	
January	18,617	
February	21,259	
March	23,264	
April	24,462	
May	24,480	
June	24,479	

### QUALITY

	Quantity	Base Number	Contract	AT	Region	England
% of FP17s for the same patient ID Re-attending within 3 months - Children	138	1,504	9.2%	10.0%	11.4%	11.6%
% of FP17s for the same patient ID Re-attending within 3 months - Adults	417	3,107	13.4%	14.3%	15.0%	15.5%
% of FP17s for the same patient ID Re-attending between 3 & 9 months - Children	818	1,504	54.4%	56.4%	59.9%	58.8%
% of FP17s for the same patient ID Re-attending between 3 & 9 months - Adults	1,607	3,107	51.7%	50.1%	52.0%	51.1%
% of FP17s for Band 1 Urgent Courses	288	4,230	6.8%	8.5%	8.0%	9.0%
% of FP17s Relating to Free Repair or Replacements	26	4,230	0.6%	0.7%	0.8%	0.8%
% of FP17s Relating to Continuations	9	4,230	0.2%	0.9%	0.9%	0.9%
% of Patients satisfied with the dentistry they have received	3	3	N/A	92.9%	93.5%	93.3%
% of Patients satisfied with the time they had to wait for an appointment	3	3	N/A	89.3%	89.1%	88.9%

\* This is based on patients treated on this contract for their most recent course of treatment. Figures in italics indicate the base number of FP17s or Patient Questionnaire responses are less than 100. N/A is shown where the base number of responses is less than 10 during the period. % is calculated as Quantity/Base number\*100

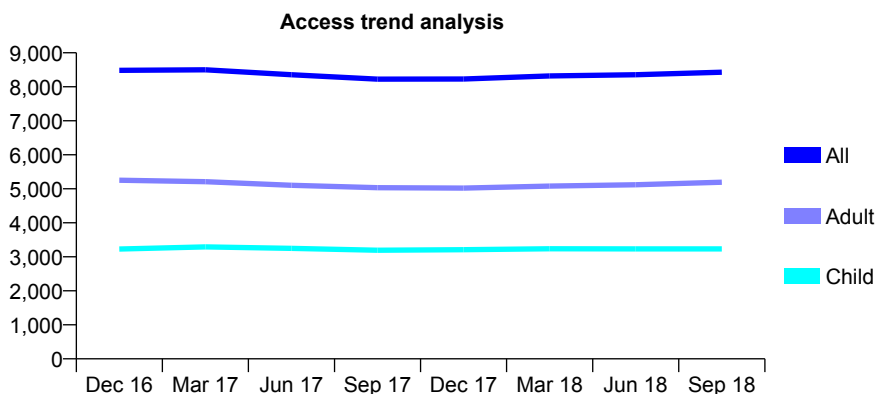
## Q57 - Vital Signs At a Glance Contract Report for 139602/0001 - September 2018

Name or company name	Mr P D S N Datta
Contract type name	GDS Contract
Purpose of contract	General
Contract start date	01/04/2014
Contract end date	

18/19 Contracted general activity (UDA)	19,930
Carry forward general activity (UDA)	0
18/19 Contracted orthodontic activity (UOA)	0
Carry forward orthodontic activity (UOA)	0
Baseline contract value	£473,232.89

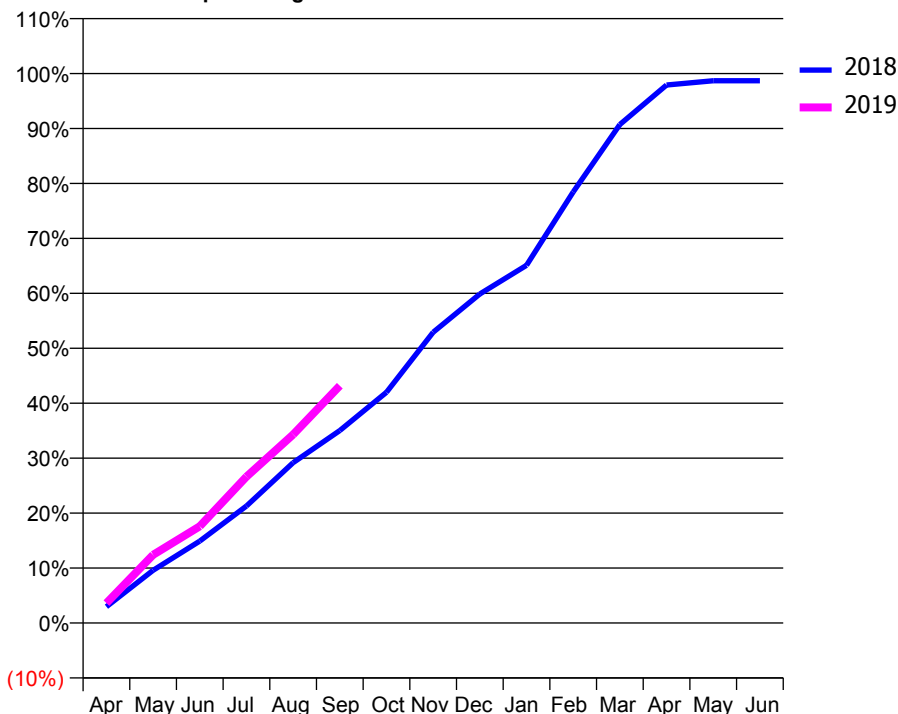
### ACCESS\*

Patients seen in 24 months	Total	Change since previous quarter
Quarter ending September 2017	8,227	
Quarter ending December 2017	8,229	→
Quarter ending March 2018	8,318	→
Quarter ending June 2018	8,355	→
Quarter ending September 2018	8,429	→
<b>Variance since September 2017</b>	<b>2.5%</b>	<b>↑</b>



### ACTIVITY

Cumulative percentage of contracted UDA delivered 2018 & 2019



Month	Adjusted Scheduled Activity (UDA)	
	2018	2019
April	593	723
May	1,910	2,475
June	2,974	3,508
July	4,245	5,308
August	5,816	6,834
September	6,979	8,608
October	8,367	
November	10,546	
December	11,934	
January	12,974	
February	15,632	
March	18,081	
April	19,515	
May	19,665	
June	19,669	

### QUALITY

	Quantity	Base Number	Contract	AT	Region	England
% of FP17s for the same patient ID Re-attending within 3 months - Children	118	1,752	6.7%	10.0%	11.4%	11.6%
% of FP17s for the same patient ID Re-attending within 3 months - Adults	496	2,891	17.2%	14.3%	15.0%	15.5%
% of FP17s for the same patient ID Re-attending between 3 & 9 months - Children	593	1,752	33.8%	56.4%	59.9%	58.8%
% of FP17s for the same patient ID Re-attending between 3 & 9 months - Adults	908	2,891	31.4%	50.1%	52.0%	51.1%
% of FP17s for Band 1 Urgent Courses	303	3,494	8.7%	8.5%	8.0%	9.0%
% of FP17s Relating to Free Repair or Replacements	3	3,494	0.1%	0.7%	0.8%	0.8%
% of FP17s Relating to Continuations	46	3,494	1.3%	0.9%	0.9%	0.9%
% of Patients satisfied with the dentistry they have received	8	9	N/A	92.9%	93.5%	93.3%
% of Patients satisfied with the time they had to wait for an appointment	8	9	N/A	89.3%	89.1%	88.9%

\* This is based on patients treated on this contract for their most recent course of treatment. Figures in italics indicate the base number of FP17s or Patient Questionnaire responses are less than 100. N/A is shown where the base number of responses is less than 10 during the period. % is calculated as Quantity/Base number\*100



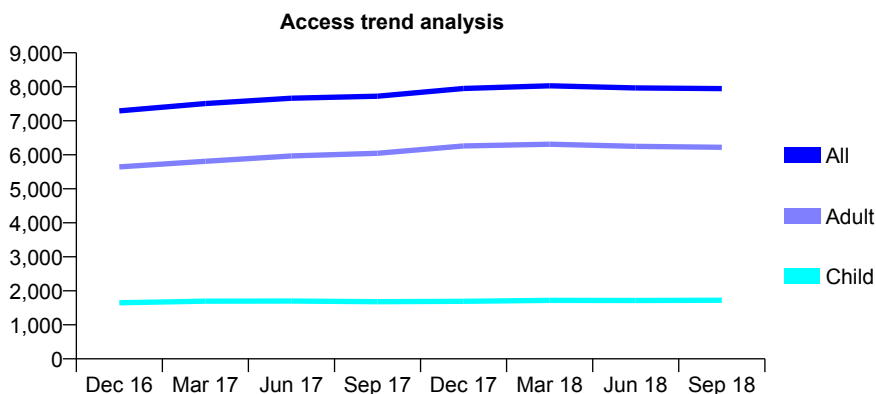
## Q57 - Vital Signs At a Glance Contract Report for 139742/0001 - September 2018

Name or company name	Apex Dental Care Ltd
Contract type name	Pilot Contract
Purpose of contract	General
Contract start date	01/01/2015
Contract end date	

18/19 Contracted general activity (UDA)	26,597
Carry forward general activity (UDA)	0
18/19 Contracted orthodontic activity (UOA)	0
Carry forward orthodontic activity (UOA)	0
Baseline contract value	£735,641.49

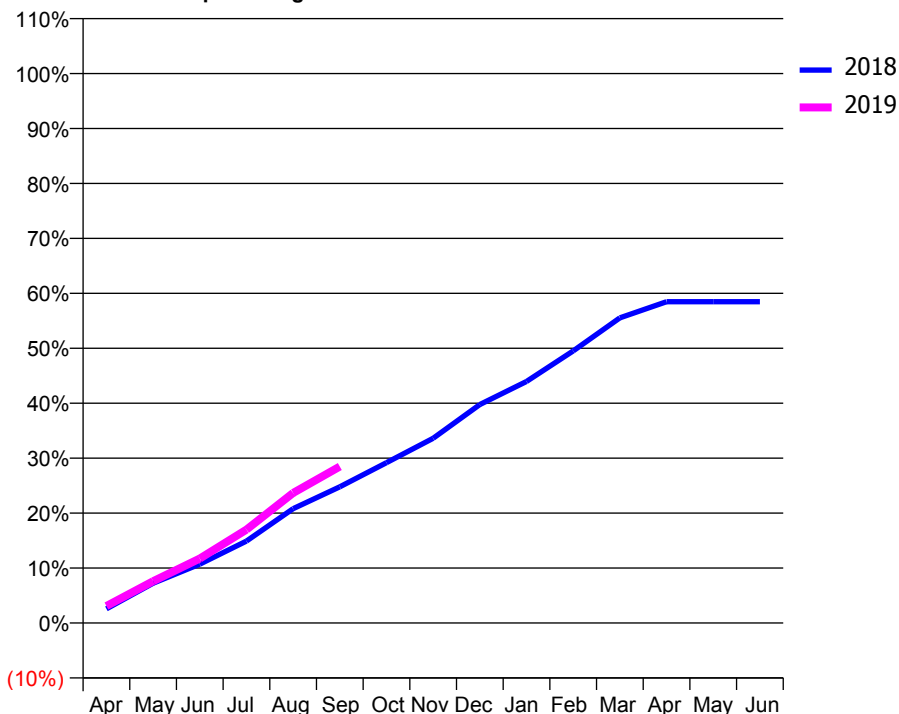
### ACCESS\*

Patients seen in 24 months	Total	Change since previous quarter
Quarter ending September 2017	7,725	
Quarter ending December 2017	7,951	↑
Quarter ending March 2018	8,029	→
Quarter ending June 2018	7,966	→
Quarter ending September 2018	7,946	→
<b>Variance since September 2017</b>	<b>2.9%</b>	<b>↑</b>



### ACTIVITY

Cumulative percentage of contracted UDA delivered 2018 & 2019



Month	Adjusted Scheduled Activity (UDA)	
	2018	2019
April	686	822
May	1,929	2,026
June	2,847	3,124
July	3,963	4,524
August	5,537	6,293
September	6,593	7,575
October	7,761	
November	8,944	
December	10,575	
January	11,689	
February	13,168	
March	14,769	
April	15,549	
May	15,550	
June	15,550	

### QUALITY

	Quantity	Base Number	Contract	AT	Region	England
% of FP17s for the same patient ID Re-attending within 3 months - Children	55	1,129	4.9%	10.0%	11.4%	11.6%
% of FP17s for the same patient ID Re-attending within 3 months - Adults	476	3,446	13.8%	14.3%	15.0%	15.5%
% of FP17s for the same patient ID Re-attending between 3 & 9 months - Children	467	1,129	41.4%	56.4%	59.9%	58.8%
% of FP17s for the same patient ID Re-attending between 3 & 9 months - Adults	1,297	3,446	37.6%	50.1%	52.0%	51.1%
% of FP17s for Band 1 Urgent Courses	467	4,216	11.1%	8.5%	8.0%	9.0%
% of FP17s Relating to Free Repair or Replacements	4	4,216	0.1%	0.7%	0.8%	0.8%
% of FP17s Relating to Continuations	53	4,216	1.3%	0.9%	0.9%	0.9%
% of Patients satisfied with the dentistry they have received	5	5	N/A	92.9%	93.5%	93.3%
% of Patients satisfied with the time they had to wait for an appointment	4	5	N/A	89.3%	89.1%	88.9%

\* This is based on patients treated on this contract for their most recent course of treatment. Figures in italics indicate the base number of FP17s or Patient Questionnaire responses are less than 100. N/A is shown where the base number of responses is less than 10 during the period. % is calculated as Quantity/Base number\*100

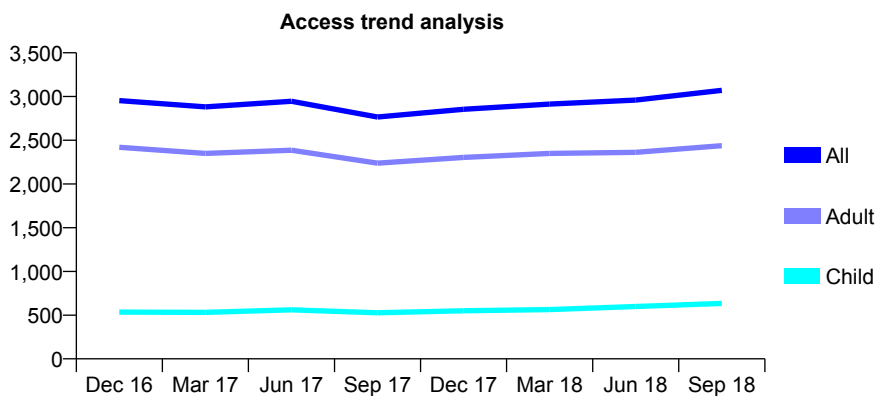
## Q57 - Vital Signs At a Glance Contract Report for 140171/0001 - September 2018

Name or company name	The Toothplace Dental Surgery Limited
Contract type name	GDS Contract
Purpose of contract	General
Contract start date	01/12/2010
Contract end date	

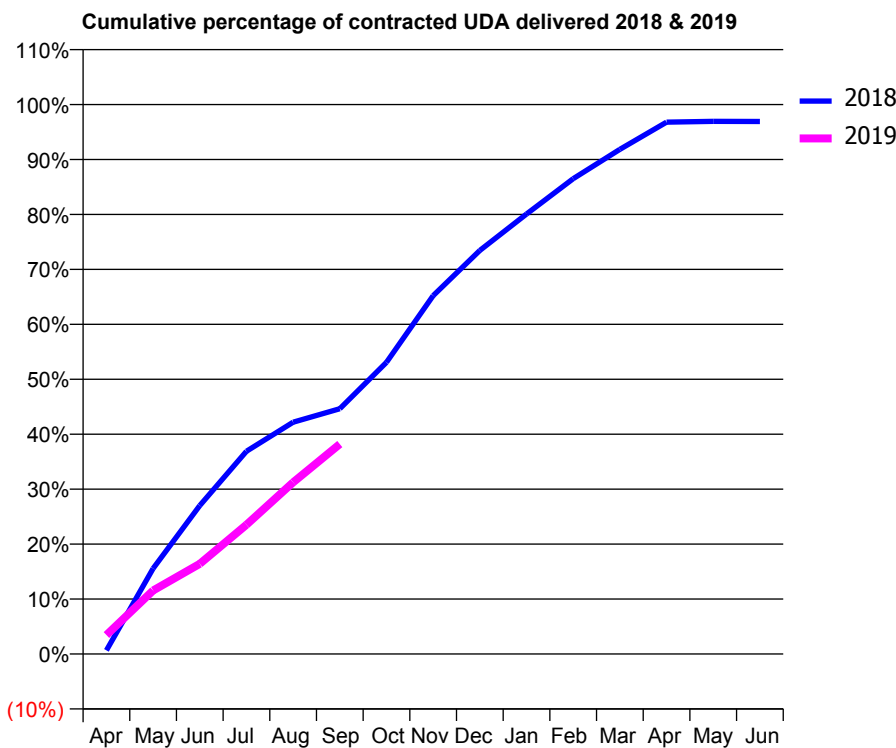
18/19 Contracted general activity (UDA)	12,114
Carry forward general activity (UDA)	0
18/19 Contracted orthodontic activity (UOA)	0
Carry forward orthodontic activity (UOA)	0
Baseline contract value	£381,094.31

### ACCESS\*

Patients seen in 24 months	Total	Change since previous quarter
Quarter ending September 2017	2,765	
Quarter ending December 2017	2,854	↑
Quarter ending March 2018	2,914	↑
Quarter ending June 2018	2,959	→
Quarter ending September 2018	3,071	↑
<b>Variance since September 2017</b>	<b>11.1%</b>	<b>↑</b>



### ACTIVITY



Month	Adjusted Scheduled Activity (UDA)	
	2018	2019
April	80	418
May	1,887	1,401
June	3,274	1,989
July	4,470	2,850
August	5,112	3,785
September	5,409	4,627
October	6,429	
November	7,899	
December	8,898	
January	9,698	
February	10,477	
March	11,126	
April	11,726	
May	11,741	
June	11,740	

### QUALITY

	Quantity	Base Number	Contract	AT	Region	England
% of FP17s for the same patient ID Re-attending within 3 months - Children	31	496	6.3%	10.0%	11.4%	11.6%
% of FP17s for the same patient ID Re-attending within 3 months - Adults	137	1,921	7.1%	14.3%	15.0%	15.5%
% of FP17s for the same patient ID Re-attending between 3 & 9 months - Children	272	496	54.8%	56.4%	59.9%	58.8%
% of FP17s for the same patient ID Re-attending between 3 & 9 months - Adults	1,143	1,921	59.5%	50.1%	52.0%	51.1%
% of FP17s for Band 1 Urgent Courses	121	2,192	5.5%	8.5%	8.0%	9.0%
% of FP17s Relating to Free Repair or Replacements	11	2,192	0.5%	0.7%	0.8%	0.8%
% of FP17s Relating to Continuations	1	2,192	0.0%	0.9%	0.9%	0.9%
% of Patients satisfied with the dentistry they have received	1	1	N/A	92.9%	93.5%	93.3%
% of Patients satisfied with the time they had to wait for an appointment	1	1	N/A	89.3%	89.1%	88.9%

\* This is based on patients treated on this contract for their most recent course of treatment. Figures in italics indicate the base number of FP17s or Patient Questionnaire responses are less than 100. N/A is shown where the base number of responses is less than 10 during the period. % is calculated as Quantity/Base number\*100

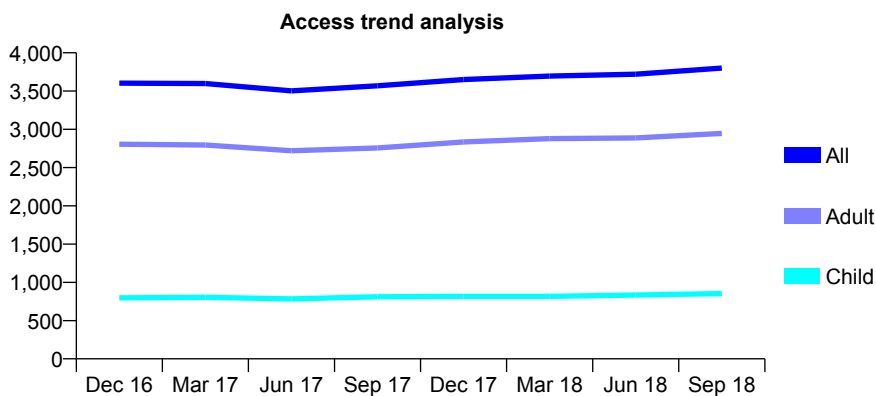
## Q57 - Vital Signs At a Glance Contract Report for 142751/0001 - September 2018

Name or company name	Market Square Dental Practice
Contract type name	GDS Contract
Purpose of contract	General
Contract start date	01/09/2010
Contract end date	

18/19 Contracted general activity (UDA)	10,968
Carry forward general activity (UDA)	0
18/19 Contracted orthodontic activity (UOA)	0
Carry forward orthodontic activity (UOA)	0
Baseline contract value	£295,342.02

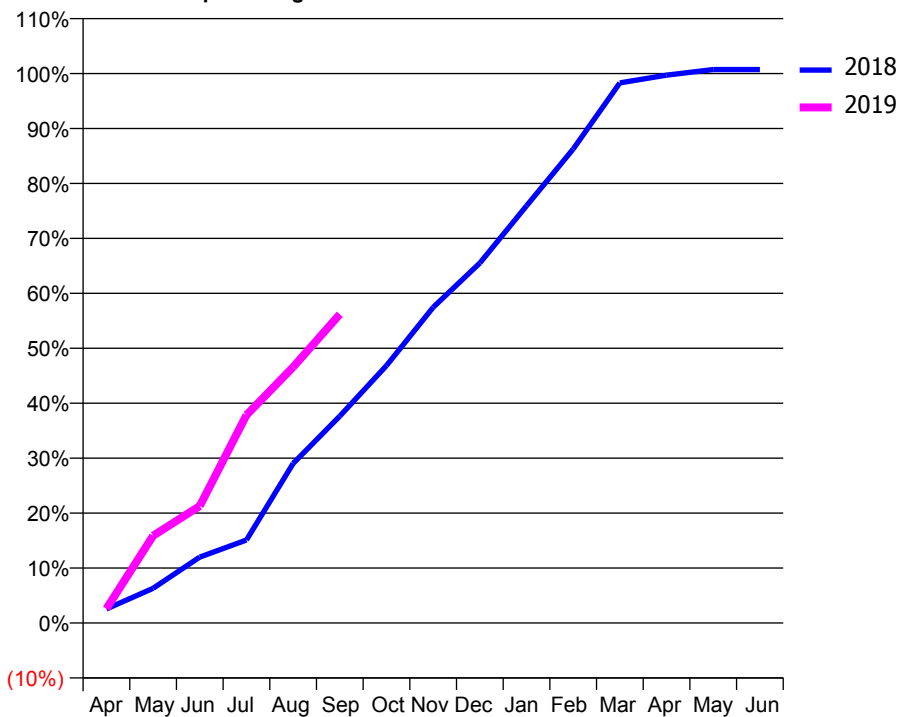
### ACCESS\*

Patients seen in 24 months	Total	Change since previous quarter
Quarter ending September 2017	3,568	
Quarter ending December 2017	3,650	↑
Quarter ending March 2018	3,696	→
Quarter ending June 2018	3,721	→
Quarter ending September 2018	3,800	↑
<b>Variance since September 2017</b>	<b>6.5%</b>	<b>↑</b>



### ACTIVITY

Cumulative percentage of contracted UDA delivered 2018 & 2019



Month	Adjusted Scheduled Activity (UDA)	
	2018	2019
April	281	285
May	694	1,743
June	1,317	2,335
July	1,657	4,152
August	3,186	5,109
September	4,130	6,162
October	5,139	
November	6,302	
December	7,186	
January	8,327	
February	9,460	
March	10,780	
April	10,935	
May	11,048	
June	11,048	

### QUALITY

	Quantity	Base Number	Contract	AT	Region	England
% of FP17s for the same patient ID Re-attending within 3 months - Children	33	569	5.8%	10.0%	11.4%	11.6%
% of FP17s for the same patient ID Re-attending within 3 months - Adults	204	1,795	11.4%	14.3%	15.0%	15.5%
% of FP17s for the same patient ID Re-attending between 3 & 9 months - Children	263	569	46.2%	56.4%	59.9%	58.8%
% of FP17s for the same patient ID Re-attending between 3 & 9 months - Adults	852	1,795	47.5%	50.1%	52.0%	51.1%
% of FP17s for Band 1 Urgent Courses	130	2,283	5.7%	8.5%	8.0%	9.0%
% of FP17s Relating to Free Repair or Replacements	17	2,283	0.7%	0.7%	0.8%	0.8%
% of FP17s Relating to Continuations	5	2,283	0.2%	0.9%	0.9%	0.9%
% of Patients satisfied with the dentistry they have received	2	2	N/A	92.9%	93.5%	93.3%
% of Patients satisfied with the time they had to wait for an appointment	2	2	N/A	89.3%	89.1%	88.9%

\* This is based on patients treated on this contract for their most recent course of treatment. Figures in italics indicate the base number of FP17s or Patient Questionnaire responses are less than 100. N/A is shown where the base number of responses is less than 10 during the period. % is calculated as Quantity/Base number\*100

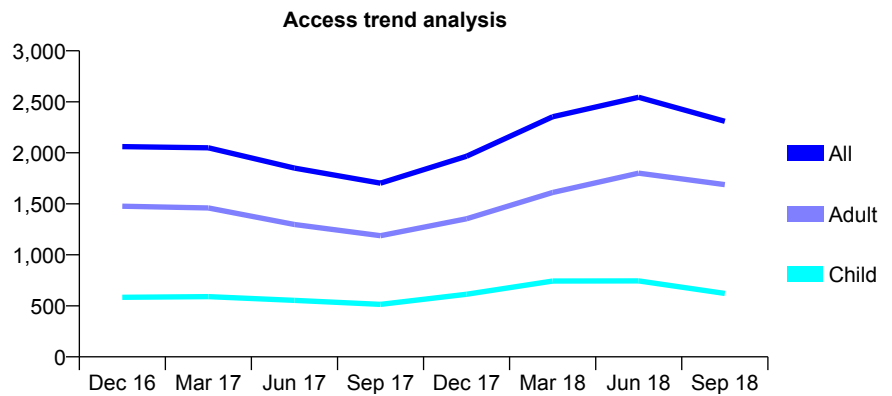
## Q57 - Vital Signs At a Glance Contract Report for 143936/0001 - September 2018

Name or company name	Kangi Surgery Ltd
Contract type name	GDS Contract
Purpose of contract	General
Contract start date	01/04/2011
Contract end date	

18/19 Contracted general activity (UDA)	4,813
Carry forward general activity (UDA)	0
18/19 Contracted orthodontic activity (UOA)	0
Carry forward orthodontic activity (UOA)	0
Baseline contract value	£116,580.25

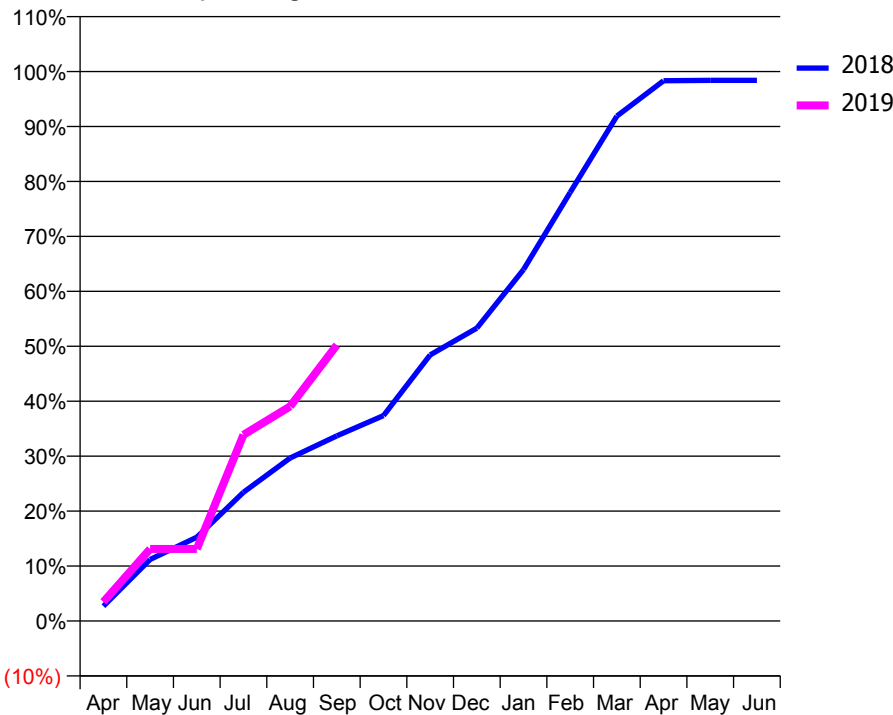
### ACCESS\*

Patients seen in 24 months	Total	Change since previous quarter
Quarter ending September 2017	1,703	
Quarter ending December 2017	1,967	↑
Quarter ending March 2018	2,354	↑
Quarter ending June 2018	2,545	↑
Quarter ending September 2018	2,309	↓
<b>Variance since September 2017</b>	<b>35.6%</b>	<b>↑</b>



### ACTIVITY

Cumulative percentage of contracted UDA delivered 2018 & 2019



Month	Adjusted Scheduled Activity (UDA)	
	2018	2019
April	130	168
May	540	632
June	735	632
July	1,127	1,631
August	1,428	1,880
September	1,621	2,417
October	1,800	
November	2,331	
December	2,566	
January	3,078	
February	3,755	
March	4,422	
April	4,732	
May	4,736	
June	4,736	

### QUALITY

	Quantity	Base Number	Contract	AT	Region	England
% of FP17s for the same patient ID Re-attending within 3 months - Children	16	425	3.8%	10.0%	11.4%	11.6%
% of FP17s for the same patient ID Re-attending within 3 months - Adults	83	1,053	7.9%	14.3%	15.0%	15.5%
% of FP17s for the same patient ID Re-attending between 3 & 9 months - Children	227	425	53.4%	56.4%	59.9%	58.8%
% of FP17s for the same patient ID Re-attending between 3 & 9 months - Adults	300	1,053	28.5%	50.1%	52.0%	51.1%
% of FP17s for Band 1 Urgent Courses	141	1,332	10.6%	8.5%	8.0%	9.0%
% of FP17s Relating to Free Repair or Replacements	0	1,332	0.0%	0.7%	0.8%	0.8%
% of FP17s Relating to Continuations	6	1,332	0.5%	0.9%	0.9%	0.9%
% of Patients satisfied with the dentistry they have received	6	7	N/A	92.9%	93.5%	93.3%
% of Patients satisfied with the time they had to wait for an appointment	7	7	N/A	89.3%	89.1%	88.9%

\* This is based on patients treated on this contract for their most recent course of treatment. Figures in italics indicate the base number of FP17s or Patient Questionnaire responses are less than 100. N/A is shown where the base number of responses is less than 10 during the period. % is calculated as Quantity/Base number\*100

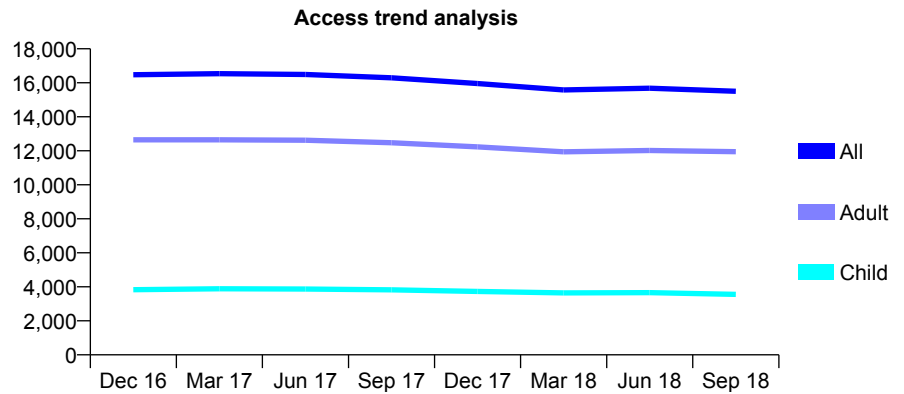
## Q57 - Vital Signs At a Glance Contract Report for 145394/0001 - September 2018

Name or company name	Ongar Road Dental Practice
Contract type name	GDS Contract
Purpose of contract	General
Contract start date	01/04/2006
Contract end date	

18/19 Contracted general activity (UDA)	43,259
Carry forward general activity (UDA)	0
18/19 Contracted orthodontic activity (UOA)	0
Carry forward orthodontic activity (UOA)	0
Baseline contract value	£1,077,979.54

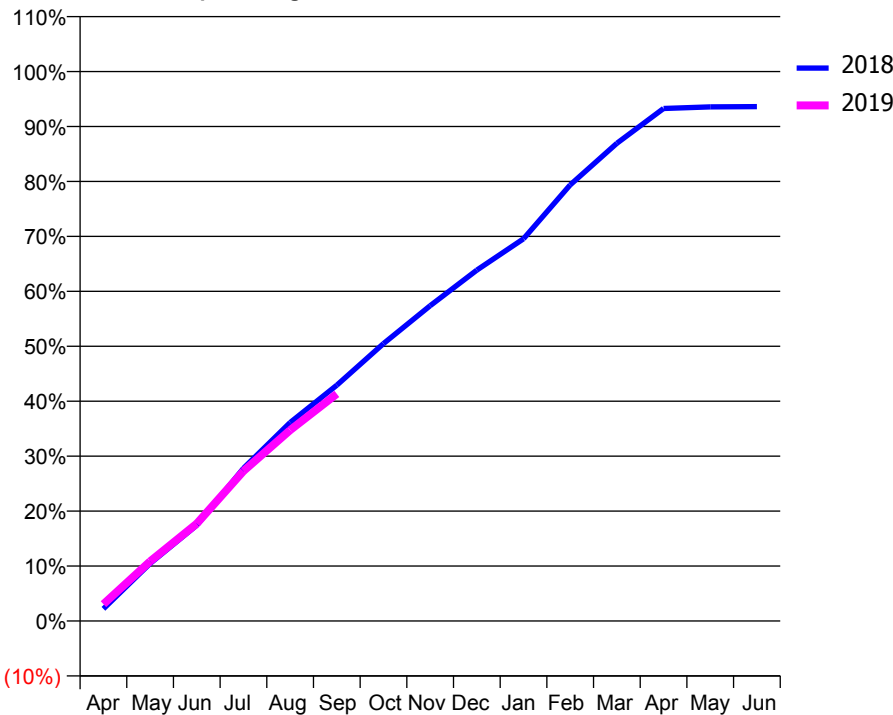
### ACCESS\*

Patients seen in 24 months	Total	Change since previous quarter
Quarter ending September 2017	16,295	
Quarter ending December 2017	15,957	↓
Quarter ending March 2018	15,584	↓
Quarter ending June 2018	15,682	→
Quarter ending September 2018	15,503	↓
<b>Variance since September 2017</b>	<b>(4.9%)</b>	<b>↓</b>



### ACTIVITY

Cumulative percentage of contracted UDA delivered 2018 & 2019



Month	Adjusted Scheduled Activity (UDA)	
	2018	2019
April	965	1,330
May	4,526	4,693
June	7,547	7,669
July	12,025	11,806
August	15,627	15,029
September	18,563	17,884
October	21,837	
November	24,817	
December	27,624	
January	30,095	
February	34,328	
March	37,608	
April	40,345	
May	40,476	
June	40,496	

### QUALITY

	Quantity	Base Number	Contract	AT	Region	England
% of FP17s for the same patient ID Re-attending within 3 months - Children	146	2,480	5.9%	10.0%	11.4%	11.6%
% of FP17s for the same patient ID Re-attending within 3 months - Adults	939	7,501	12.5%	14.3%	15.0%	15.5%
% of FP17s for the same patient ID Re-attending between 3 & 9 months - Children	1,214	2,480	49.0%	56.4%	59.9%	58.8%
% of FP17s for the same patient ID Re-attending between 3 & 9 months - Adults	3,425	7,501	45.7%	50.1%	52.0%	51.1%
% of FP17s for Band 1 Urgent Courses	632	8,529	7.4%	8.5%	8.0%	9.0%
% of FP17s Relating to Free Repair or Replacements	116	8,529	1.4%	0.7%	0.8%	0.8%
% of FP17s Relating to Continuations	84	8,529	1.0%	0.9%	0.9%	0.9%
% of Patients satisfied with the dentistry they have received	8	9	N/A	92.9%	93.5%	93.3%
% of Patients satisfied with the time they had to wait for an appointment	9	9	N/A	89.3%	89.1%	88.9%

\* This is based on patients treated on this contract for their most recent course of treatment. Figures in italics indicate the base number of FP17s or Patient Questionnaire responses are less than 100. N/A is shown where the base number of responses is less than 10 during the period. % is calculated as Quantity/Base number\*100

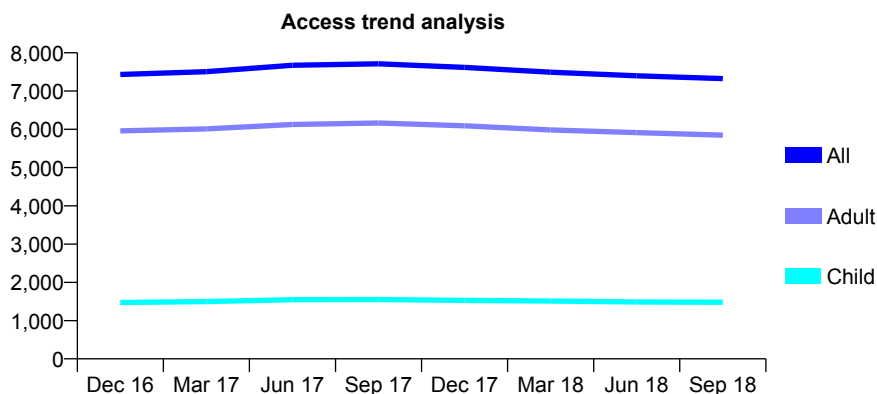
## Q57 - Vital Signs At a Glance Contract Report for 146994/0001 - September 2018

Name or company name	Ms N Ahmed
Contract type name	GDS Contract
Purpose of contract	General
Contract start date	01/04/2011
Contract end date	

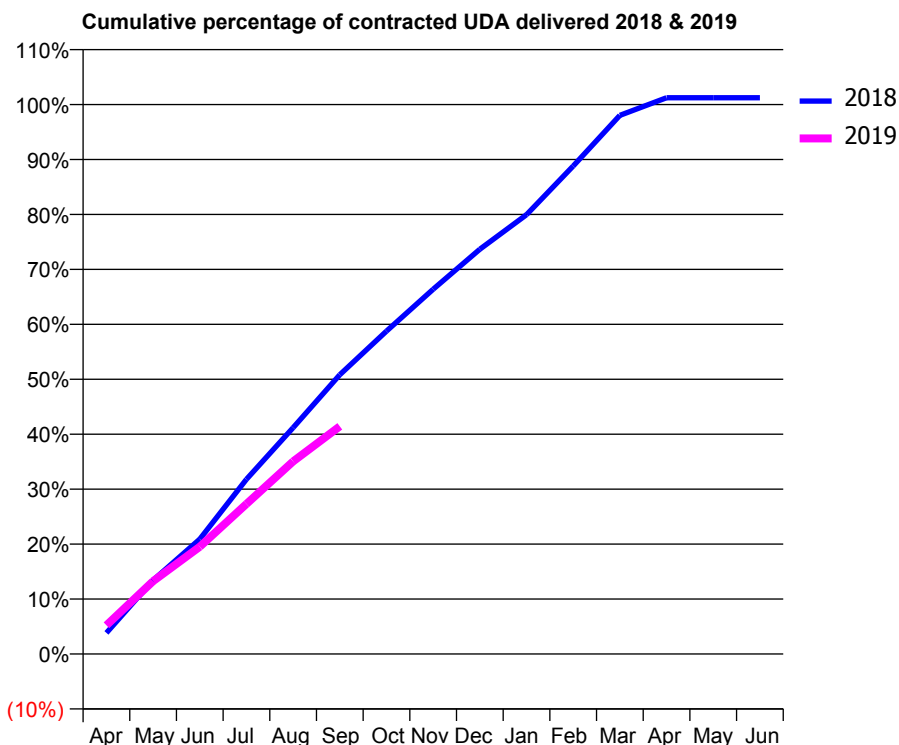
18/19 Contracted general activity (UDA)	20,028
Carry forward general activity (UDA)	0
18/19 Contracted orthodontic activity (UOA)	0
Carry forward orthodontic activity (UOA)	0
Baseline contract value	£491,215.74

### ACCESS\*

Patients seen in 24 months	Total	Change since previous quarter
Quarter ending September 2017	7,714	
Quarter ending December 2017	7,617	↓
Quarter ending March 2018	7,493	↓
Quarter ending June 2018	7,398	↓
Quarter ending September 2018	7,327	→
<b>Variance since September 2017</b>	<b>(5.0%)</b>	<b>↓</b>



### ACTIVITY



Month	Adjusted Scheduled Activity (UDA)	
	2018	2019
April	771	1,047
May	2,691	2,654
June	4,185	3,908
July	6,369	5,471
August	8,250	7,019
September	10,181	8,299
October	11,770	
November	13,296	
December	14,755	
January	16,010	
February	17,786	
March	19,633	
April	20,275	
May	20,275	
June	20,275	

### QUALITY

	Quantity	Base Number	Contract	AT	Region	England
% of FP17s for the same patient ID Re-attending within 3 months - Children	56	1,101	5.1%	10.0%	11.4%	11.6%
% of FP17s for the same patient ID Re-attending within 3 months - Adults	515	4,064	12.7%	14.3%	15.0%	15.5%
% of FP17s for the same patient ID Re-attending between 3 & 9 months - Children	764	1,101	69.4%	56.4%	59.9%	58.8%
% of FP17s for the same patient ID Re-attending between 3 & 9 months - Adults	2,359	4,064	58.0%	50.1%	52.0%	51.1%
% of FP17s for Band 1 Urgent Courses	319	4,860	6.6%	8.5%	8.0%	9.0%
% of FP17s Relating to Free Repair or Replacements	52	4,860	1.1%	0.7%	0.8%	0.8%
% of FP17s Relating to Continuations	78	4,860	1.6%	0.9%	0.9%	0.9%
% of Patients satisfied with the dentistry they have received	6	6	N/A	92.9%	93.5%	93.3%
% of Patients satisfied with the time they had to wait for an appointment	6	6	N/A	89.3%	89.1%	88.9%

\* This is based on patients treated on this contract for their most recent course of treatment. Figures in italics indicate the base number of FP17s or Patient Questionnaire responses are less than 100. N/A is shown where the base number of responses is less than 10 during the period. % is calculated as Quantity/Base number\*100

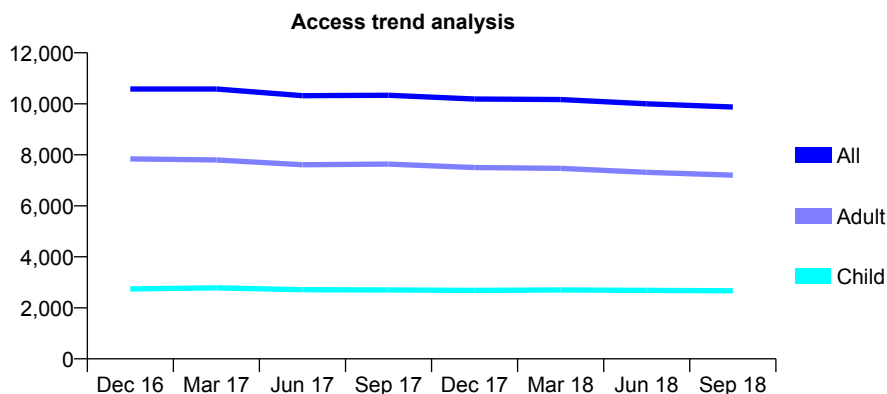
## Q57 - Vital Signs At a Glance Contract Report for 147923/0001 - September 2018

Name or company name	Southend Dental Care
Contract type name	PDS Plus Contract
Purpose of contract	General
Contract start date	01/12/2011
Contract end date	31/03/2019

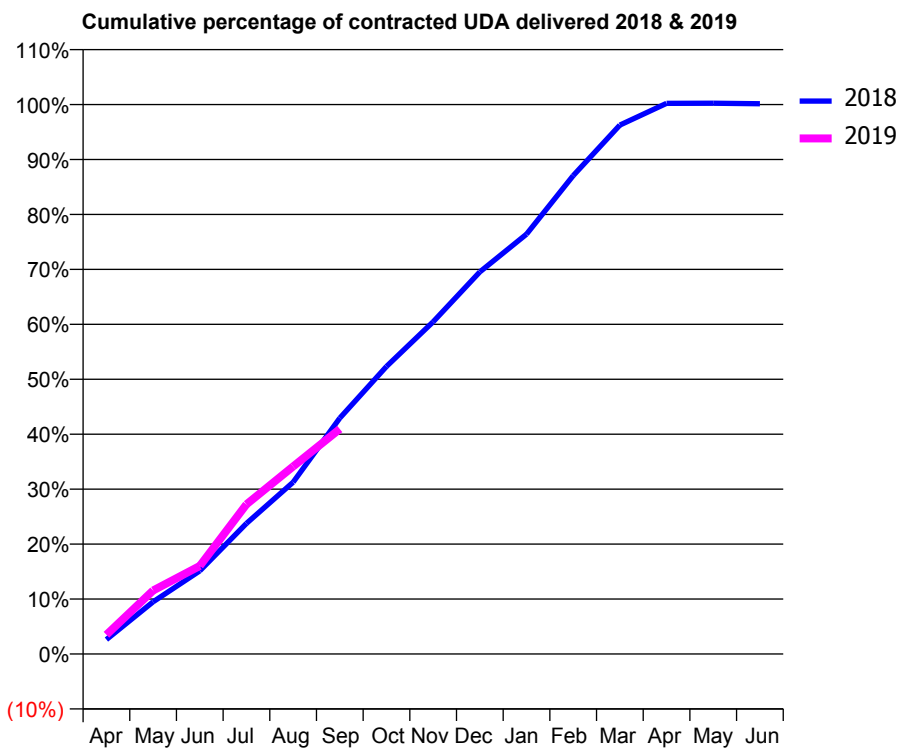
18/19 Contracted general activity (UDA)	28,000
Carry forward general activity (UDA)	0
18/19 Contracted orthodontic activity (UOA)	0
Carry forward orthodontic activity (UOA)	0
Baseline contract value	£646,260.27

### ACCESS\*

Patients seen in 24 months	Total	Change since previous quarter
Quarter ending September 2017	10,335	
Quarter ending December 2017	10,188	↓
Quarter ending March 2018	10,169	→
Quarter ending June 2018	10,000	↓
Quarter ending September 2018	9,872	↓
<b>Variance since September 2017</b>	<b>(4.5%)</b>	<b>↓</b>



### ACTIVITY



Adjusted Scheduled Activity (UDA)		
Month	2018	2019
April	737	980
May	2,657	3,239
June	4,233	4,489
July	6,655	7,625
August	8,755	9,558
September	12,021	11,465
October	14,653	
November	16,930	
December	19,468	
January	21,395	
February	24,374	
March	26,952	
April	28,057	
May	28,067	
June	28,040	

### QUALITY

	Quantity	Base Number	Contract	AT	Region	England
% of FP17s for the same patient ID Re-attending within 3 months - Children	151	1,778	8.5%	10.0%	11.4%	11.6%
% of FP17s for the same patient ID Re-attending within 3 months - Adults	608	4,028	15.1%	14.3%	15.0%	15.5%
% of FP17s for the same patient ID Re-attending between 3 & 9 months - Children	923	1,778	51.9%	56.4%	59.9%	58.8%
% of FP17s for the same patient ID Re-attending between 3 & 9 months - Adults	1,729	4,028	42.9%	50.1%	52.0%	51.1%
% of FP17s for Band 1 Urgent Courses	553	5,344	10.3%	8.5%	8.0%	9.0%
% of FP17s Relating to Free Repair or Replacements	2	5,344	0.0%	0.7%	0.8%	0.8%
% of FP17s Relating to Continuations	3	5,344	0.1%	0.9%	0.9%	0.9%
% of Patients satisfied with the dentistry they have received	5	6	N/A	92.9%	93.5%	93.3%
% of Patients satisfied with the time they had to wait for an appointment	6	6	N/A	89.3%	89.1%	88.9%

\* This is based on patients treated on this contract for their most recent course of treatment. Figures in italics indicate the base number of FP17s or Patient Questionnaire responses are less than 100. N/A is shown where the base number of responses is less than 10 during the period. % is calculated as Quantity/Base number\*100

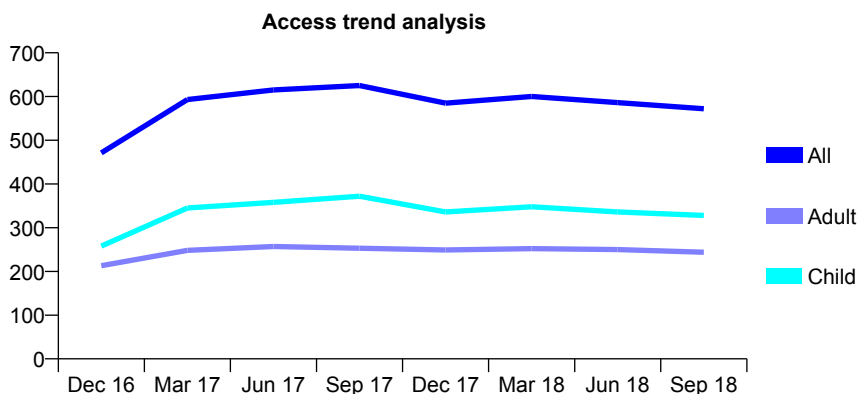
## Q57 - Vital Signs At a Glance Contract Report for 150843/0001 - September 2018

Name or company name	MJ Dooley (Dental Surgeon) Ltd
Contract type name	GDS Contract
Purpose of contract	General
Contract start date	01/11/2010
Contract end date	

18/19 Contracted general activity (UDA)	1,100
Carry forward general activity (UDA)	0
18/19 Contracted orthodontic activity (UOA)	0
Carry forward orthodontic activity (UOA)	0
Baseline contract value	£24,419.72

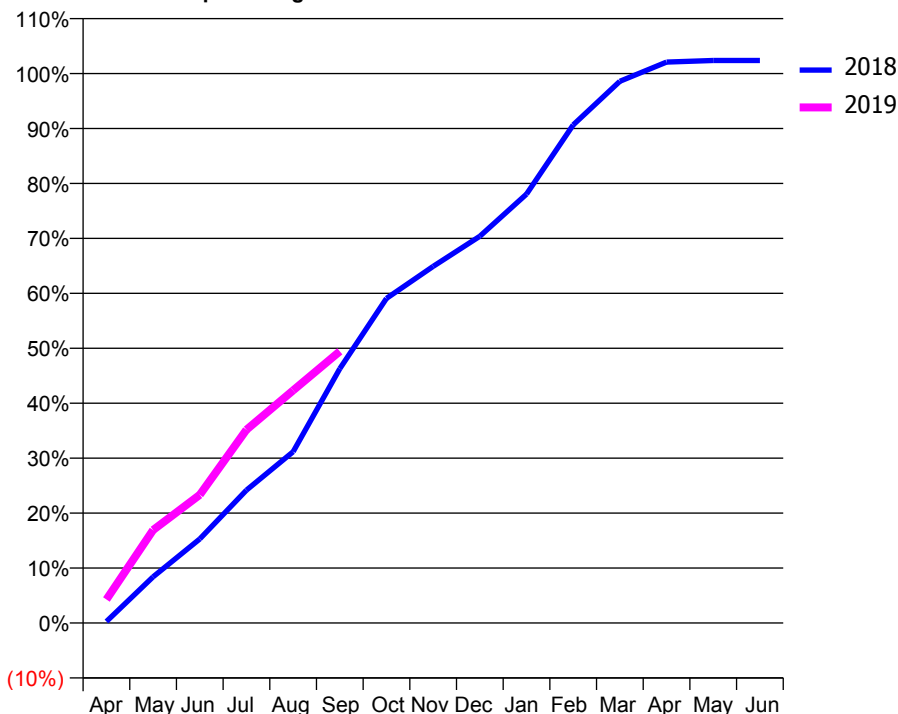
### ACCESS\*

Patients seen in 24 months	Total	Change since previous quarter
Quarter ending September 2017	625	
Quarter ending December 2017	585	↓
Quarter ending March 2018	600	↑
Quarter ending June 2018	586	↓
Quarter ending September 2018	572	↓
<b>Variance since September 2017</b>	<b>(8.5%)</b>	<b>↓</b>



### ACTIVITY

**Cumulative percentage of contracted UDA delivered 2018 & 2019**



**Adjusted Scheduled Activity (UDA)**

Month	2018	2019
April	3	47
May	93	186
June	168	257
July	266	387
August	343	466
September	509	544
October	650	
November	714	
December	774	
January	859	
February	997	
March	1,084	
April	1,123	
May	1,126	
June	1,126	

### QUALITY

	Quantity	Base Number	Contract	AT	Region	England
% of FP17s for the same patient ID Re-attending within 3 months - Children	5	166	3.0%	10.0%	11.4%	11.6%
% of FP17s for the same patient ID Re-attending within 3 months - Adults	18	117	15.4%	14.3%	15.0%	15.5%
% of FP17s for the same patient ID Re-attending between 3 & 9 months - Children	76	166	45.8%	56.4%	59.9%	58.8%
% of FP17s for the same patient ID Re-attending between 3 & 9 months - Adults	52	117	44.4%	50.1%	52.0%	51.1%
% of FP17s for Band 1 Urgent Courses	15	266	5.6%	8.5%	8.0%	9.0%
% of FP17s Relating to Free Repair or Replacements	0	266	0.0%	0.7%	0.8%	0.8%
% of FP17s Relating to Continuations	5	266	1.9%	0.9%	0.9%	0.9%
% of Patients satisfied with the dentistry they have received	1	1	N/A	92.9%	93.5%	93.3%
% of Patients satisfied with the time they had to wait for an appointment	1	1	N/A	89.3%	89.1%	88.9%

\* This is based on patients treated on this contract for their most recent course of treatment. Figures in italics indicate the base number of FP17s or Patient Questionnaire responses are less than 100. N/A is shown where the base number of responses is less than 10 during the period. % is calculated as Quantity/Base number\*100



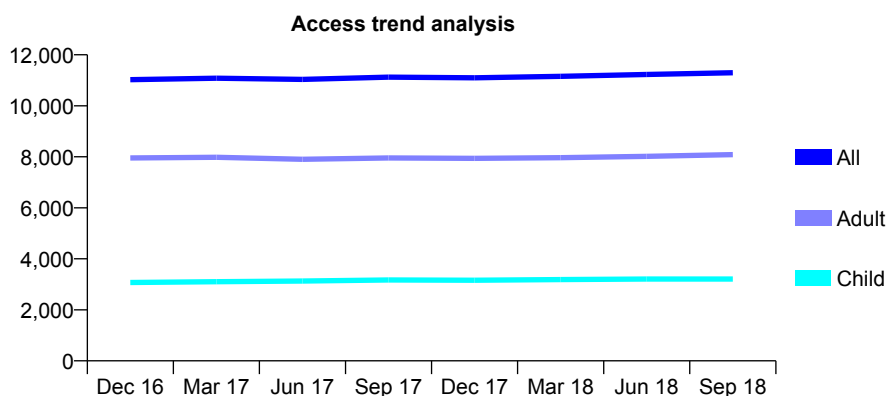
## Q57 - Vital Signs At a Glance Contract Report for 155152/0001 - September 2018

Name or company name	Amar Dave and Rahul Patel & Basildon Dei
Contract type name	GDS Contract
Purpose of contract	General
Contract start date	01/04/2014
Contract end date	

18/19 Contracted general activity (UDA)	31,000
Carry forward general activity (UDA)	0
18/19 Contracted orthodontic activity (UOA)	0
Carry forward orthodontic activity (UOA)	0
Baseline contract value	£832,775.26

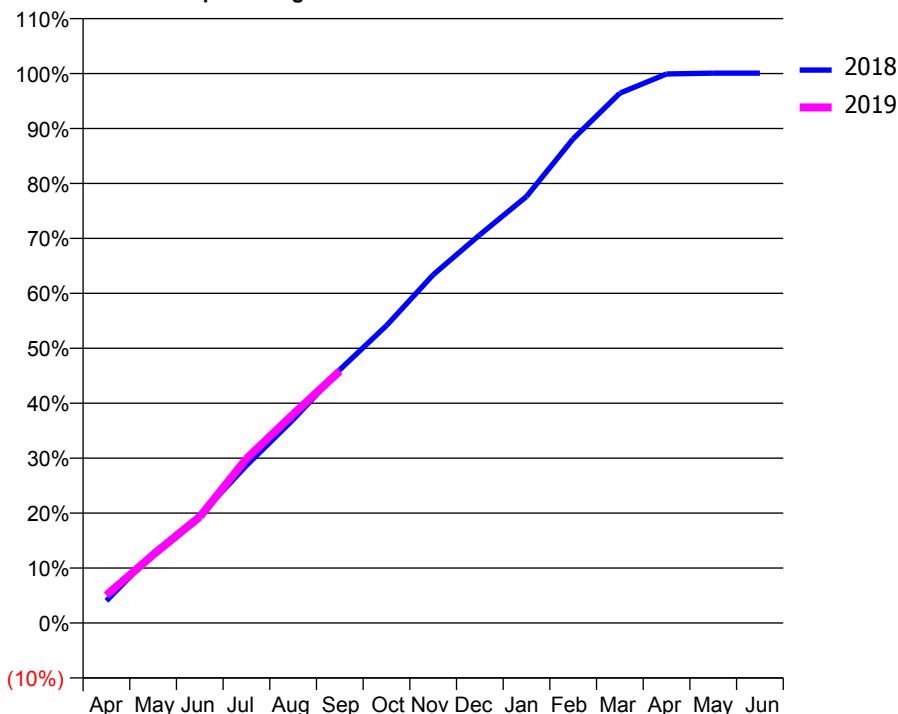
### ACCESS\*

Patients seen in 24 months	Total	Change since previous quarter
Quarter ending September 2017	11,123	
Quarter ending December 2017	11,100	→
Quarter ending March 2018	11,153	→
Quarter ending June 2018	11,227	→
Quarter ending September 2018	11,298	→
<b>Variance since September 2017</b>	<b>1.6%</b>	<b>→</b>



### ACTIVITY

Cumulative percentage of contracted UDA delivered 2018 & 2019



Month	Adjusted Scheduled Activity (UDA)	
	2018	2019
April	1,253	1,571
May	3,940	3,849
June	6,067	5,990
July	8,886	9,270
August	11,480	11,775
September	14,286	14,214
October	16,781	
November	19,646	
December	21,901	
January	24,064	
February	27,318	
March	29,891	
April	30,977	
May	31,022	
June	31,022	

### QUALITY

	Quantity	Base Number	Contract	AT	Region	England
% of FP17s for the same patient ID Re-attending within 3 months - Children	119	2,316	5.1%	10.0%	11.4%	11.6%
% of FP17s for the same patient ID Re-attending within 3 months - Adults	530	5,041	10.5%	14.3%	15.0%	15.5%
% of FP17s for the same patient ID Re-attending between 3 & 9 months - Children	1,449	2,316	62.6%	56.4%	59.9%	58.8%
% of FP17s for the same patient ID Re-attending between 3 & 9 months - Adults	2,571	5,041	51.0%	50.1%	52.0%	51.1%
% of FP17s for Band 1 Urgent Courses	432	6,907	6.3%	8.5%	8.0%	9.0%
% of FP17s Relating to Free Repair or Replacements	30	6,907	0.4%	0.7%	0.8%	0.8%
% of FP17s Relating to Continuations	57	6,907	0.8%	0.9%	0.9%	0.9%
% of Patients satisfied with the dentistry they have received	8	9	N/A	92.9%	93.5%	93.3%
% of Patients satisfied with the time they had to wait for an appointment	8	9	N/A	89.3%	89.1%	88.9%

\* This is based on patients treated on this contract for their most recent course of treatment. Figures in italics indicate the base number of FP17s or Patient Questionnaire responses are less than 100. N/A is shown where the base number of responses is less than 10 during the period. % is calculated as Quantity/Base number\*100

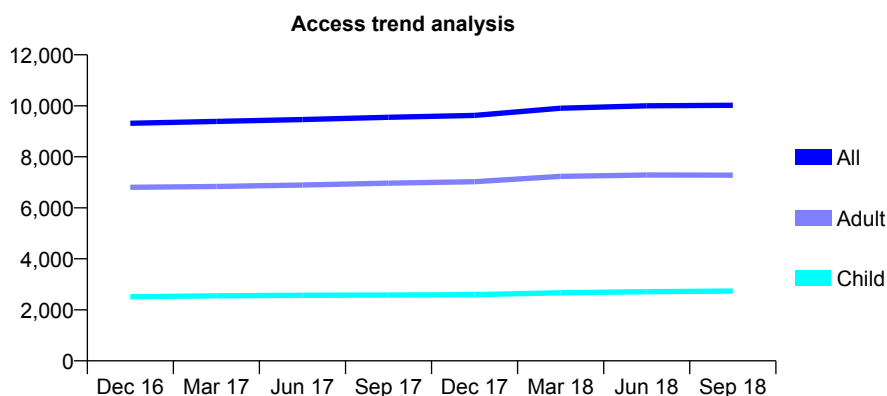
## Q57 - Vital Signs At a Glance Contract Report for 157155/0002 - September 2018

Name or company name	Inspire Dental Eastwood Ltd
Contract type name	GDS Contract
Purpose of contract	General
Contract start date	01/09/2007
Contract end date	

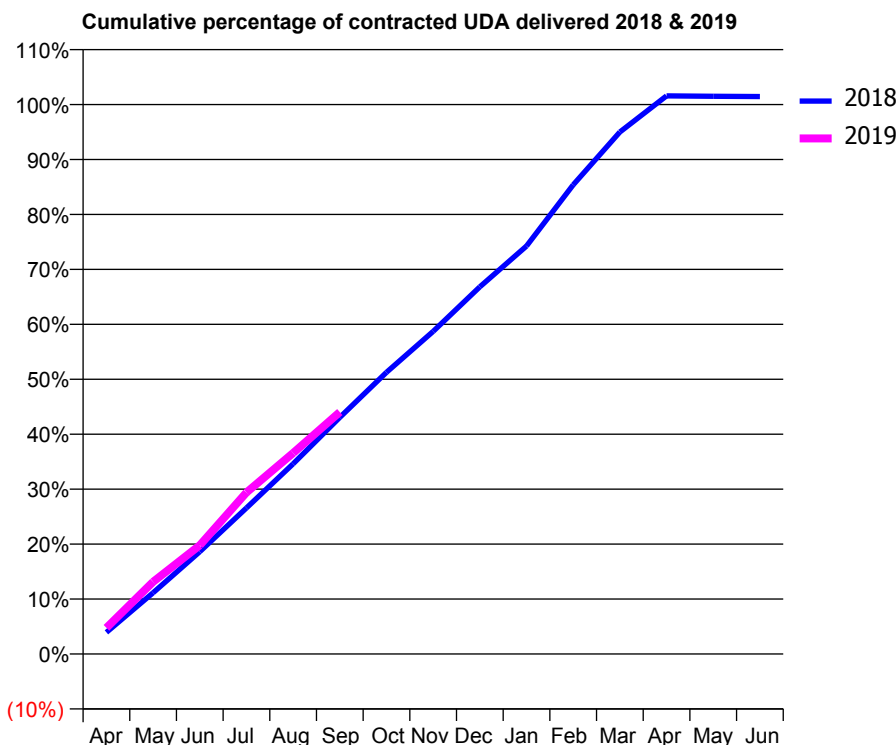
18/19 Contracted general activity (UDA)	32,838
Carry forward general activity (UDA)	0
18/19 Contracted orthodontic activity (UOA)	0
Carry forward orthodontic activity (UOA)	0
Baseline contract value	£924,126.06

### ACCESS\*

Patients seen in 24 months	Total	Change since previous quarter
Quarter ending September 2017	9,548	
Quarter ending December 2017	9,621	→
Quarter ending March 2018	9,906	↑
Quarter ending June 2018	9,998	→
Quarter ending September 2018	10,020	→
<b>Variance since September 2017</b>	<b>4.9%</b>	<b>↑</b>



### ACTIVITY



Month	Adjusted Scheduled Activity (UDA)	
	2018	2019
April	1,298	1,567
May	3,660	4,314
June	6,115	6,498
July	8,729	9,650
August	11,368	12,012
September	14,138	14,457
October	16,832	
November	19,283	
December	21,938	
January	24,377	
February	28,035	
March	31,195	
April	33,350	
May	33,332	
June	33,317	

### QUALITY

	Quantity	Base Number	Contract	AT	Region	England
% of FP17s for the same patient ID Re-attending within 3 months - Children	128	2,183	5.9%	10.0%	11.4%	11.6%
% of FP17s for the same patient ID Re-attending within 3 months - Adults	613	5,126	12.0%	14.3%	15.0%	15.5%
% of FP17s for the same patient ID Re-attending between 3 & 9 months - Children	1,376	2,183	63.0%	56.4%	59.9%	58.8%
% of FP17s for the same patient ID Re-attending between 3 & 9 months - Adults	2,925	5,126	57.1%	50.1%	52.0%	51.1%
% of FP17s for Band 1 Urgent Courses	462	6,401	7.2%	8.5%	8.0%	9.0%
% of FP17s Relating to Free Repair or Replacements	73	6,401	1.1%	0.7%	0.8%	0.8%
% of FP17s Relating to Continuations	35	6,401	0.5%	0.9%	0.9%	0.9%
% of Patients satisfied with the dentistry they have received	7	8	N/A	92.9%	93.5%	93.3%
% of Patients satisfied with the time they had to wait for an appointment	8	8	N/A	89.3%	89.1%	88.9%

\* This is based on patients treated on this contract for their most recent course of treatment. Figures in italics indicate the base number of FP17s or Patient Questionnaire responses are less than 100. N/A is shown where the base number of responses is less than 10 during the period. % is calculated as Quantity/Base number\*100

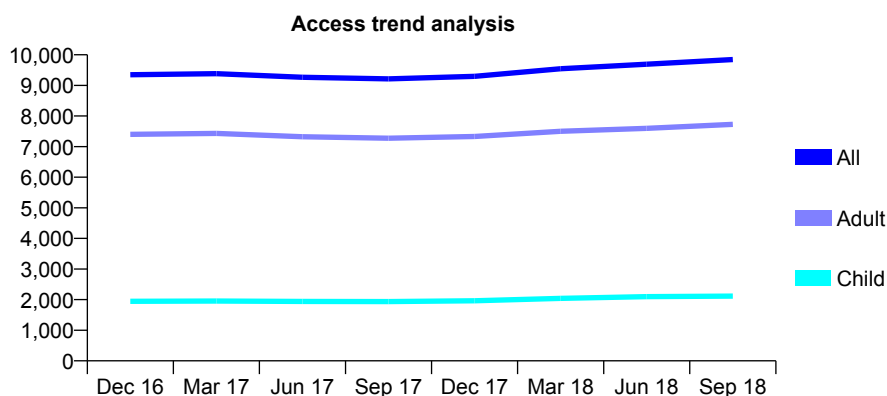
## Q57 - Vital Signs At a Glance Contract Report for 157376/0001 - September 2018

Name or company name	Mr R Patel and Associates
Contract type name	GDS Contract
Purpose of contract	General
Contract start date	01/09/2011
Contract end date	

18/19 Contracted general activity (UDA)	27,231
Carry forward general activity (UDA)	0
18/19 Contracted orthodontic activity (UOA)	0
Carry forward orthodontic activity (UOA)	0
Baseline contract value	£854,648.02

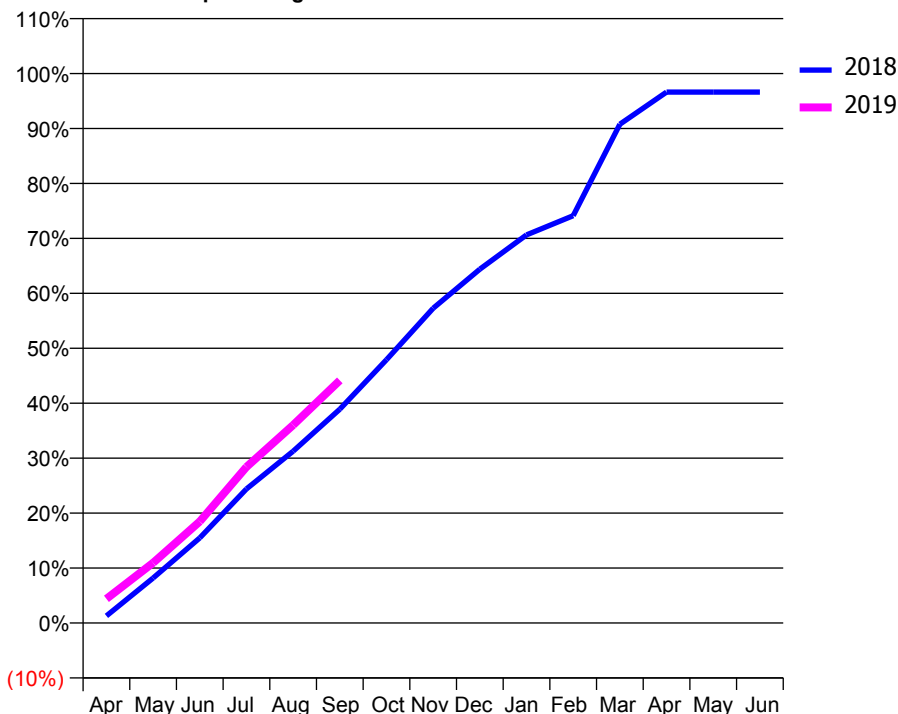
### ACCESS\*

Patients seen in 24 months	Total	Change since previous quarter
Quarter ending September 2017	9,213	
Quarter ending December 2017	9,295	→
Quarter ending March 2018	9,543	↑
Quarter ending June 2018	9,692	→
Quarter ending September 2018	9,844	→
<b>Variance since September 2017</b>	<b>6.8%</b>	<b>↑</b>



### ACTIVITY

Cumulative percentage of contracted UDA delivered 2018 & 2019



Adjusted Scheduled Activity (UDA)

Month	2018	2019
April	351	1,198
May	2,228	2,982
June	4,220	5,031
July	6,647	7,738
August	8,514	9,810
September	10,594	12,024
October	13,045	
November	15,597	
December	17,538	
January	19,234	
February	20,186	
March	24,717	
April	26,308	
May	26,309	
June	26,309	

### QUALITY

	Quantity	Base Number	Contract	AT	Region	England
% of FP17s for the same patient ID Re-attending within 3 months - Children	103	1,689	6.1%	10.0%	11.4%	11.6%
% of FP17s for the same patient ID Re-attending within 3 months - Adults	741	6,051	12.2%	14.3%	15.0%	15.5%
% of FP17s for the same patient ID Re-attending between 3 & 9 months - Children	1,095	1,689	64.8%	56.4%	59.9%	58.8%
% of FP17s for the same patient ID Re-attending between 3 & 9 months - Adults	3,811	6,051	63.0%	50.1%	52.0%	51.1%
% of FP17s for Band 1 Urgent Courses	667	7,023	9.5%	8.5%	8.0%	9.0%
% of FP17s Relating to Free Repair or Replacements	41	7,023	0.6%	0.7%	0.8%	0.8%
% of FP17s Relating to Continuations	44	7,023	0.6%	0.9%	0.9%	0.9%
% of Patients satisfied with the dentistry they have received	6	6	N/A	92.9%	93.5%	93.3%
% of Patients satisfied with the time they had to wait for an appointment	6	6	N/A	89.3%	89.1%	88.9%

\* This is based on patients treated on this contract for their most recent course of treatment. Figures in italics indicate the base number of FP17s or Patient Questionnaire responses are less than 100. N/A is shown where the base number of responses is less than 10 during the period. % is calculated as Quantity/Base number\*100

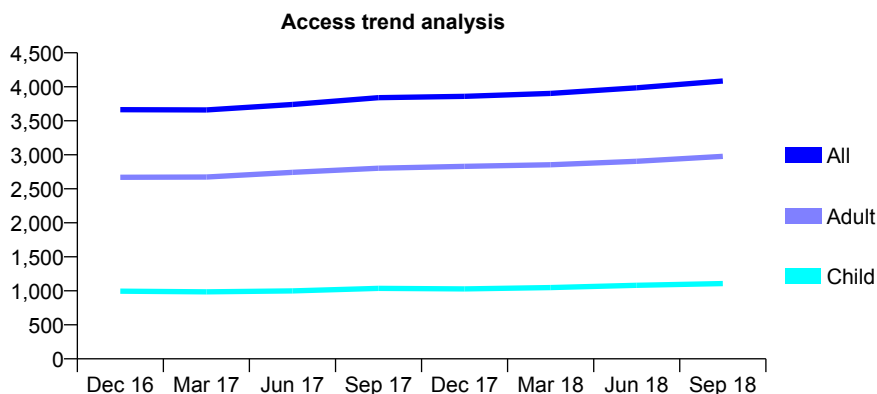
## Q57 - Vital Signs At a Glance Contract Report for 157910/0001 - September 2018

Name or company name	Datta and Najefi
Contract type name	GDS Contract
Purpose of contract	General
Contract start date	01/04/2006
Contract end date	

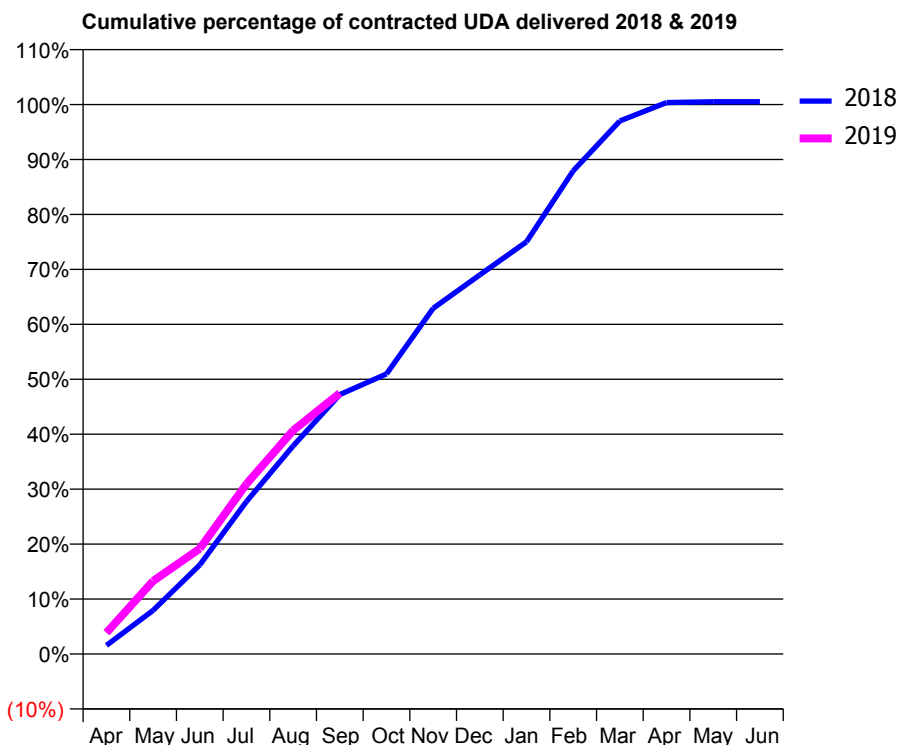
18/19 Contracted general activity (UDA)	9,642
Carry forward general activity (UDA)	0
18/19 Contracted orthodontic activity (UOA)	0
Carry forward orthodontic activity (UOA)	0
Baseline contract value	£240,057.34

### ACCESS\*

Patients seen in 24 months	Total	Change since previous quarter
Quarter ending September 2017	3,840	
Quarter ending December 2017	3,859	→
Quarter ending March 2018	3,902	→
Quarter ending June 2018	3,986	↑
Quarter ending September 2018	4,085	↑
<b>Variance since September 2017</b>	<b>6.4%</b>	<b>↑</b>



### ACTIVITY



Adjusted Scheduled Activity (UDA)		
Month	2018	2019
April	151	372
May	767	1,282
June	1,564	1,850
July	2,675	2,984
August	3,650	3,922
September	4,553	4,579
October	4,916	
November	6,066	
December	6,654	
January	7,233	
February	8,477	
March	9,354	
April	9,677	
May	9,689	
June	9,689	

### QUALITY

	Quantity	Base Number	Contract	AT	Region	England
% of FP17s for the same patient ID Re-attending within 3 months - Children	22	573	3.8%	10.0%	11.4%	11.6%
% of FP17s for the same patient ID Re-attending within 3 months - Adults	198	1,567	12.6%	14.3%	15.0%	15.5%
% of FP17s for the same patient ID Re-attending between 3 & 9 months - Children	177	573	30.9%	56.4%	59.9%	58.8%
% of FP17s for the same patient ID Re-attending between 3 & 9 months - Adults	538	1,567	34.3%	50.1%	52.0%	51.1%
% of FP17s for Band 1 Urgent Courses	198	2,004	9.9%	8.5%	8.0%	9.0%
% of FP17s Relating to Free Repair or Replacements	43	2,004	2.1%	0.7%	0.8%	0.8%
% of FP17s Relating to Continuations	26	2,004	1.3%	0.9%	0.9%	0.9%
% of Patients satisfied with the dentistry they have received	0	0	N/A	92.9%	93.5%	93.3%
% of Patients satisfied with the time they had to wait for an appointment	0	0	N/A	89.3%	89.1%	88.9%

\* This is based on patients treated on this contract for their most recent course of treatment. Figures in italics indicate the base number of FP17s or Patient Questionnaire responses are less than 100. N/A is shown where the base number of responses is less than 10 during the period. % is calculated as Quantity/Base number\*100

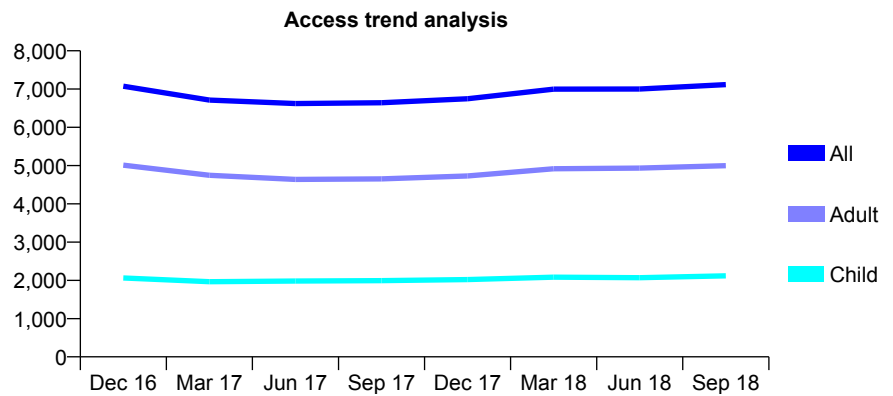
## Q57 - Vital Signs At a Glance Contract Report for 158283/0002 - September 2018

Name or company name	Inspire Dental Eastwood Ltd
Contract type name	GDS Contract
Purpose of contract	General
Contract start date	01/09/2007
Contract end date	

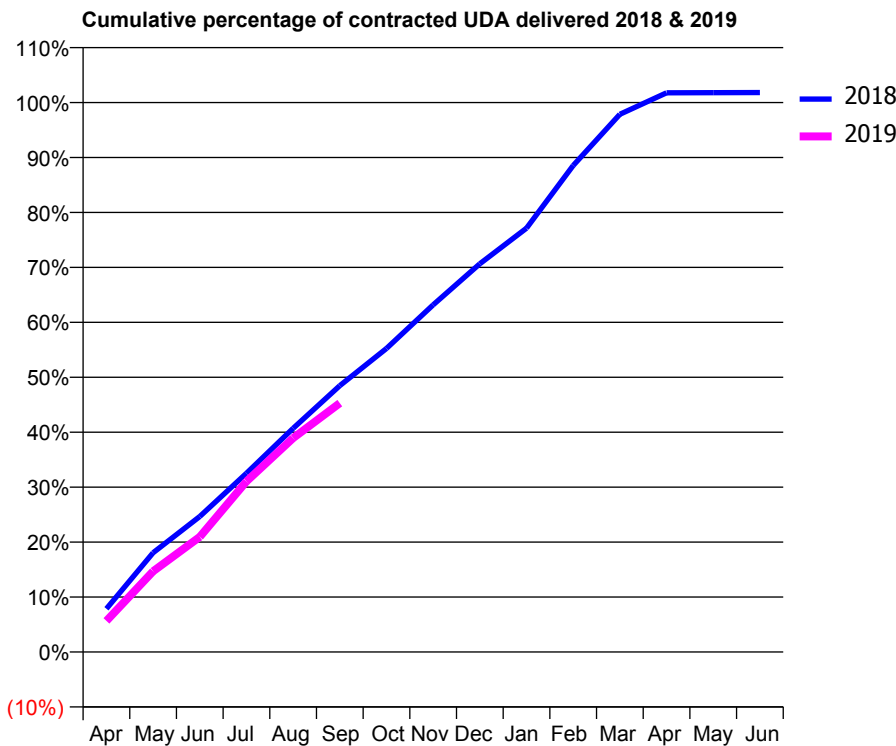
18/19 Contracted general activity (UDA)	21,000
Carry forward general activity (UDA)	0
18/19 Contracted orthodontic activity (UOA)	0
Carry forward orthodontic activity (UOA)	0
Baseline contract value	£568,734.48

### ACCESS\*

Patients seen in 24 months	Total	Change since previous quarter
Quarter ending September 2017	6,642	
Quarter ending December 2017	6,747	→
Quarter ending March 2018	6,999	↑
Quarter ending June 2018	7,002	→
Quarter ending September 2018	7,115	→
<b>Variance since September 2017</b>	<b>7.1%</b>	<b>↑</b>



### ACTIVITY



Month	Adjusted Scheduled Activity (UDA)	
	2018	2019
April	1,654	1,192
May	3,792	3,086
June	5,178	4,401
July	6,832	6,518
August	8,547	8,176
September	10,177	9,511
October	11,603	
November	13,266	
December	14,838	
January	16,199	
February	18,593	
March	20,552	
April	21,370	
May	21,374	
June	21,381	

### QUALITY

	Quantity	Base Number	Contract	AT	Region	England
% of FP17s for the same patient ID Re-attending within 3 months - Children	83	1,633	5.1%	10.0%	11.4%	11.6%
% of FP17s for the same patient ID Re-attending within 3 months - Adults	335	3,448	9.7%	14.3%	15.0%	15.5%
% of FP17s for the same patient ID Re-attending between 3 & 9 months - Children	1,071	1,633	65.6%	56.4%	59.9%	58.8%
% of FP17s for the same patient ID Re-attending between 3 & 9 months - Adults	1,971	3,448	57.2%	50.1%	52.0%	51.1%
% of FP17s for Band 1 Urgent Courses	204	4,749	4.3%	8.5%	8.0%	9.0%
% of FP17s Relating to Free Repair or Replacements	23	4,749	0.5%	0.7%	0.8%	0.8%
% of FP17s Relating to Continuations	13	4,749	0.3%	0.9%	0.9%	0.9%
% of Patients satisfied with the dentistry they have received	1	2	N/A	92.9%	93.5%	93.3%
% of Patients satisfied with the time they had to wait for an appointment	1	2	N/A	89.3%	89.1%	88.9%

\* This is based on patients treated on this contract for their most recent course of treatment. Figures in italics indicate the base number of FP17s or Patient Questionnaire responses are less than 100. N/A is shown where the base number of responses is less than 10 during the period. % is calculated as Quantity/Base number\*100

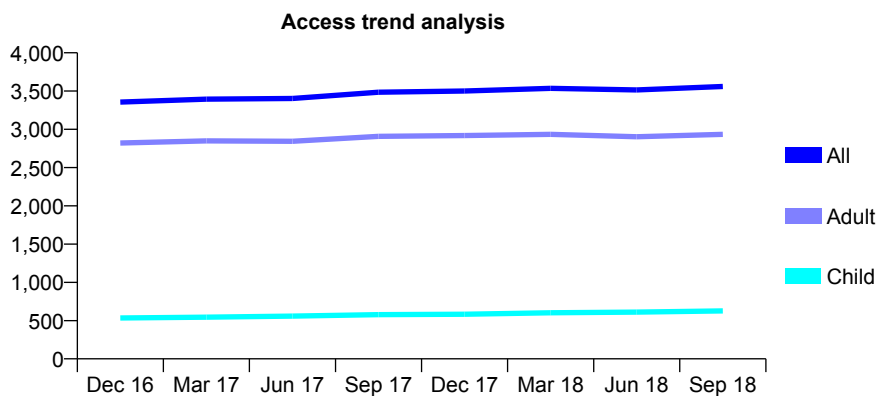
## Q57 - Vital Signs At a Glance Contract Report for 158321/0001 - September 2018

Name or company name	Carmelite Dental Practice
Contract type name	GDS Contract
Purpose of contract	General
Contract start date	01/04/2006
Contract end date	

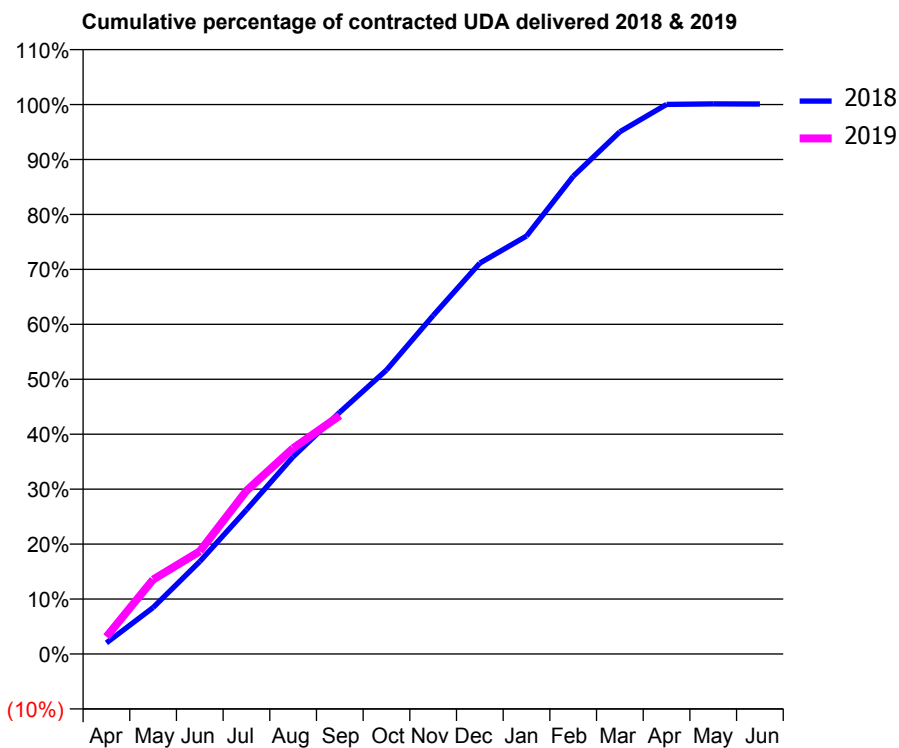
18/19 Contracted general activity (UDA)	10,298
Carry forward general activity (UDA)	0
18/19 Contracted orthodontic activity (UOA)	0
Carry forward orthodontic activity (UOA)	0
Baseline contract value	£252,759.56

### ACCESS\*

Patients seen in 24 months	Total	Change since previous quarter
Quarter ending September 2017	3,485	
Quarter ending December 2017	3,501	→
Quarter ending March 2018	3,536	→
Quarter ending June 2018	3,514	→
Quarter ending September 2018	3,560	→
<b>Variance since September 2017</b>	<b>2.2%</b>	<b>↑</b>



### ACTIVITY



Month	Adjusted Scheduled Activity (UDA)	
	2018	2019
April	208	324
May	872	1,395
June	1,732	1,926
July	2,703	3,059
August	3,697	3,856
September	4,532	4,470
October	5,321	
November	6,343	
December	7,325	
January	7,834	
February	8,952	
March	9,786	
April	10,300	
May	10,309	
June	10,308	

### QUALITY

	Quantity	Base Number	Contract	AT	Region	England
% of FP17s for the same patient ID Re-attending within 3 months - Children	29	511	5.7%	10.0%	11.4%	11.6%
% of FP17s for the same patient ID Re-attending within 3 months - Adults	235	2,339	10.0%	14.3%	15.0%	15.5%
% of FP17s for the same patient ID Re-attending between 3 & 9 months - Children	346	511	67.7%	56.4%	59.9%	58.8%
% of FP17s for the same patient ID Re-attending between 3 & 9 months - Adults	1,574	2,339	67.3%	50.1%	52.0%	51.1%
% of FP17s for Band 1 Urgent Courses	145	2,573	5.6%	8.5%	8.0%	9.0%
% of FP17s Relating to Free Repair or Replacements	5	2,573	0.2%	0.7%	0.8%	0.8%
% of FP17s Relating to Continuations	14	2,573	0.5%	0.9%	0.9%	0.9%
% of Patients satisfied with the dentistry they have received	3	3	N/A	92.9%	93.5%	93.3%
% of Patients satisfied with the time they had to wait for an appointment	3	3	N/A	89.3%	89.1%	88.9%

\* This is based on patients treated on this contract for their most recent course of treatment. Figures in italics indicate the base number of FP17s or Patient Questionnaire responses are less than 100. N/A is shown where the base number of responses is less than 10 during the period. % is calculated as Quantity/Base number\*100

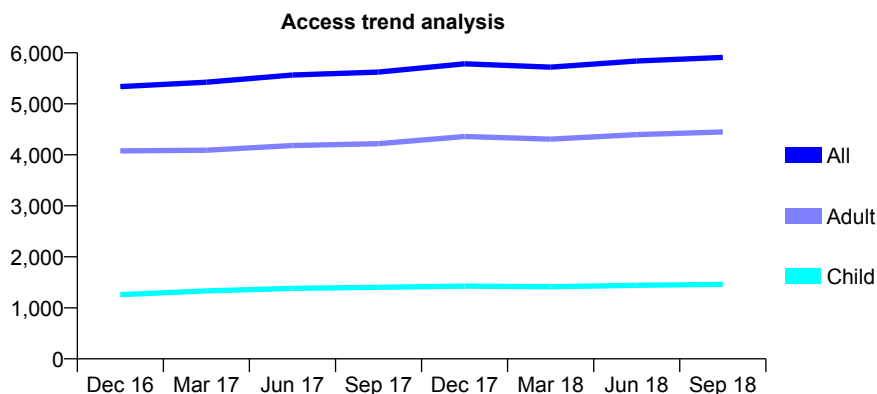
## Q57 - Vital Signs At a Glance Contract Report for 159190/0001 - September 2018

Name or company name	Pitsea Dental Care Limited
Contract type name	GDS Contract
Purpose of contract	General
Contract start date	01/12/2007
Contract end date	

18/19 Contracted general activity (UDA)	15,974
Carry forward general activity (UDA)	0
18/19 Contracted orthodontic activity (UOA)	0
Carry forward orthodontic activity (UOA)	0
Baseline contract value	£439,939.28

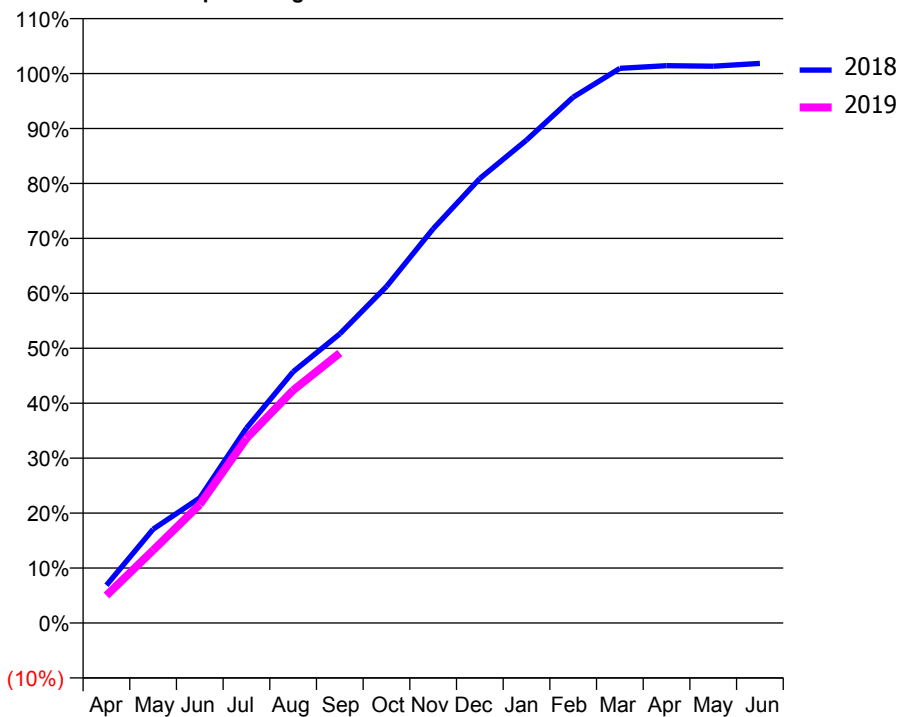
### ACCESS\*

Patients seen in 24 months	Total	Change since previous quarter
Quarter ending September 2017	5,622	
Quarter ending December 2017	5,784	↑
Quarter ending March 2018	5,719	↓
Quarter ending June 2018	5,838	↑
Quarter ending September 2018	5,910	→
<b>Variance since September 2017</b>	<b>5.1%</b>	<b>↑</b>



### ACTIVITY

Cumulative percentage of contracted UDA delivered 2018 & 2019



Adjusted Scheduled Activity (UDA)

Month	2018	2019
April	1,098	801
May	2,726	2,113
June	3,640	3,443
July	5,666	5,366
August	7,305	6,767
September	8,407	7,849
October	9,784	
November	11,461	
December	12,921	
January	14,039	
February	15,288	
March	16,123	
April	16,201	
May	16,186	
June	16,266	

### QUALITY

	Quantity	Base Number	Contract	AT	Region	England
% of FP17s for the same patient ID Re-attending within 3 months - Children	31	811	3.8%	10.0%	11.4%	11.6%
% of FP17s for the same patient ID Re-attending within 3 months - Adults	311	2,477	12.6%	14.3%	15.0%	15.5%
% of FP17s for the same patient ID Re-attending between 3 & 9 months - Children	297	811	36.6%	56.4%	59.9%	58.8%
% of FP17s for the same patient ID Re-attending between 3 & 9 months - Adults	873	2,477	35.2%	50.1%	52.0%	51.1%
% of FP17s for Band 1 Urgent Courses	294	3,197	9.2%	8.5%	8.0%	9.0%
% of FP17s Relating to Free Repair or Replacements	54	3,197	1.7%	0.7%	0.8%	0.8%
% of FP17s Relating to Continuations	12	3,197	0.4%	0.9%	0.9%	0.9%
% of Patients satisfied with the dentistry they have received	6	6	N/A	92.9%	93.5%	93.3%
% of Patients satisfied with the time they had to wait for an appointment	6	6	N/A	89.3%	89.1%	88.9%

\* This is based on patients treated on this contract for their most recent course of treatment. Figures in italics indicate the base number of FP17s or Patient Questionnaire responses are less than 100. N/A is shown where the base number of responses is less than 10 during the period. % is calculated as Quantity/Base number\*100

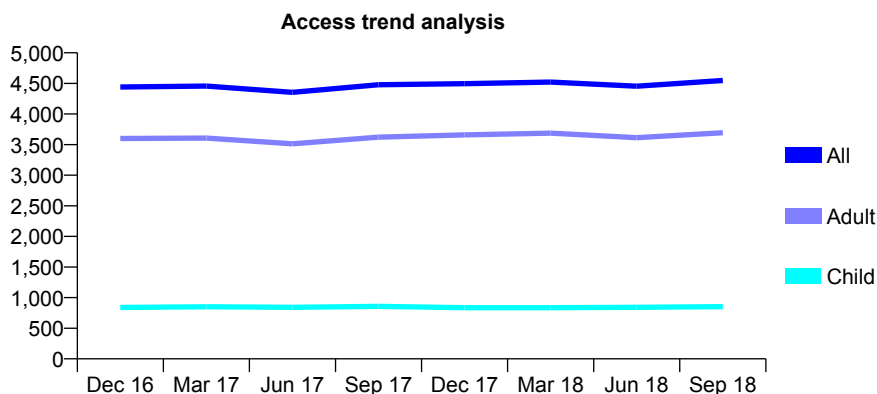
## Q57 - Vital Signs At a Glance Contract Report for 160024/0001 - September 2018

Name or company name	Burnham Dental Practice
Contract type name	GDS Contract
Purpose of contract	General
Contract start date	01/04/2015
Contract end date	

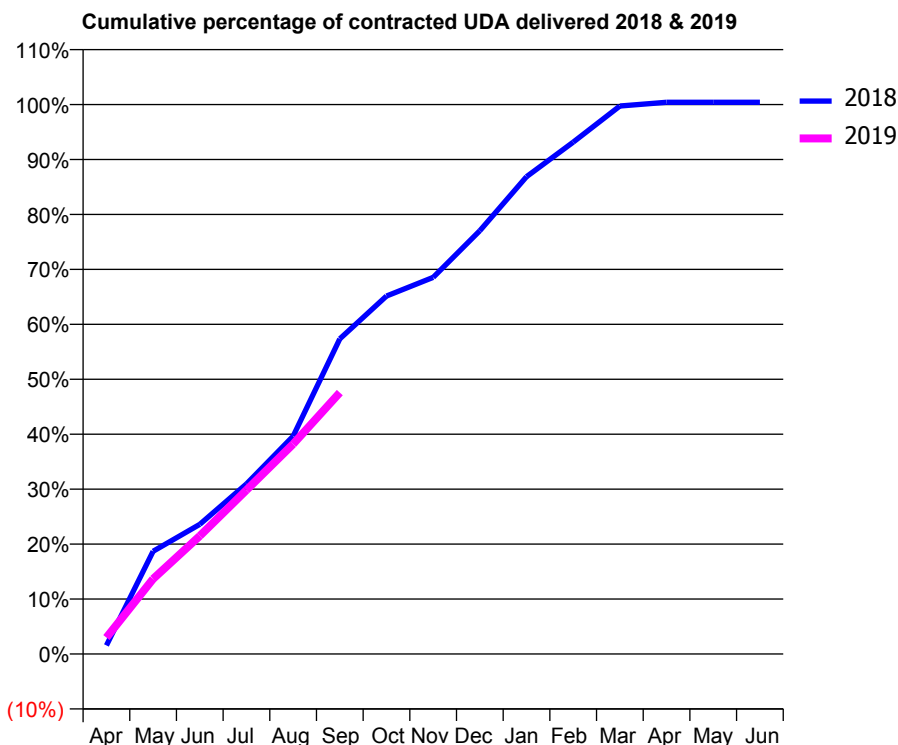
18/19 Contracted general activity (UDA)	14,031
Carry forward general activity (UDA)	0
18/19 Contracted orthodontic activity (UOA)	0
Carry forward orthodontic activity (UOA)	0
Baseline contract value	£427,439.63

### ACCESS\*

Patients seen in 24 months	Total	Change since previous quarter
Quarter ending September 2017	4,478	
Quarter ending December 2017	4,495	→
Quarter ending March 2018	4,522	→
Quarter ending June 2018	4,454	↓
Quarter ending September 2018	4,547	↑
<b>Variance since September 2017</b>	<b>1.5%</b>	<b>→</b>



### ACTIVITY



Month	Adjusted Scheduled Activity (UDA)	
	2018	2019
April	220	421
May	2,624	1,919
June	3,312	3,016
July	4,342	4,186
August	5,561	5,361
September	8,048	6,675
October	9,139	
November	9,616	
December	10,808	
January	12,189	
February	13,071	
March	13,991	
April	14,087	
May	14,087	
June	14,087	

### QUALITY

	Quantity	Base Number	Contract	AT	Region	England
% of FP17s for the same patient ID Re-attending within 3 months - Children	25	719	3.5%	10.0%	11.4%	11.6%
% of FP17s for the same patient ID Re-attending within 3 months - Adults	227	3,025	7.5%	14.3%	15.0%	15.5%
% of FP17s for the same patient ID Re-attending between 3 & 9 months - Children	454	719	63.1%	56.4%	59.9%	58.8%
% of FP17s for the same patient ID Re-attending between 3 & 9 months - Adults	1,986	3,025	65.7%	50.1%	52.0%	51.1%
% of FP17s for Band 1 Urgent Courses	51	3,721	1.4%	8.5%	8.0%	9.0%
% of FP17s Relating to Free Repair or Replacements	6	3,721	0.2%	0.7%	0.8%	0.8%
% of FP17s Relating to Continuations	32	3,721	0.9%	0.9%	0.9%	0.9%
% of Patients satisfied with the dentistry they have received	2	2	N/A	92.9%	93.5%	93.3%
% of Patients satisfied with the time they had to wait for an appointment	2	2	N/A	89.3%	89.1%	88.9%

\* This is based on patients treated on this contract for their most recent course of treatment. Figures in italics indicate the base number of FP17s or Patient Questionnaire responses are less than 100. N/A is shown where the base number of responses is less than 10 during the period. % is calculated as Quantity/Base number\*100



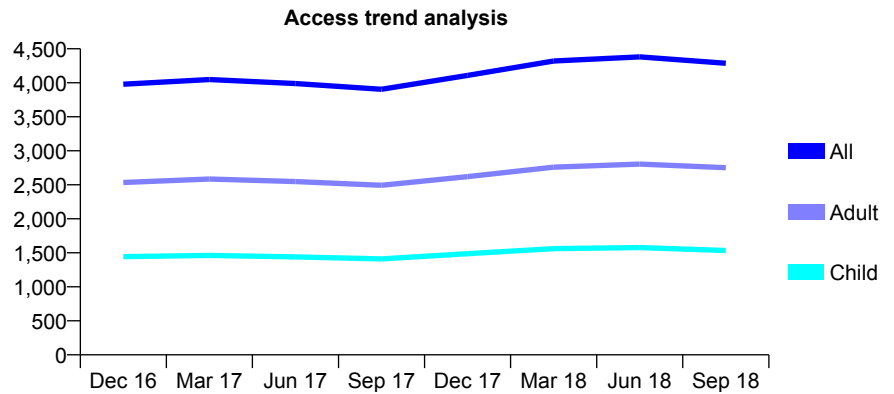
## Q57 - Vital Signs At a Glance Contract Report for 164852/0001 - September 2018

Name or company name	Street Farm Dental Practice
Contract type name	GDS Contract
Purpose of contract	General
Contract start date	01/04/2009
Contract end date	

18/19 Contracted general activity (UDA)	11,500
Carry forward general activity (UDA)	0
18/19 Contracted orthodontic activity (UOA)	0
Carry forward orthodontic activity (UOA)	0
Baseline contract value	£280,241.82

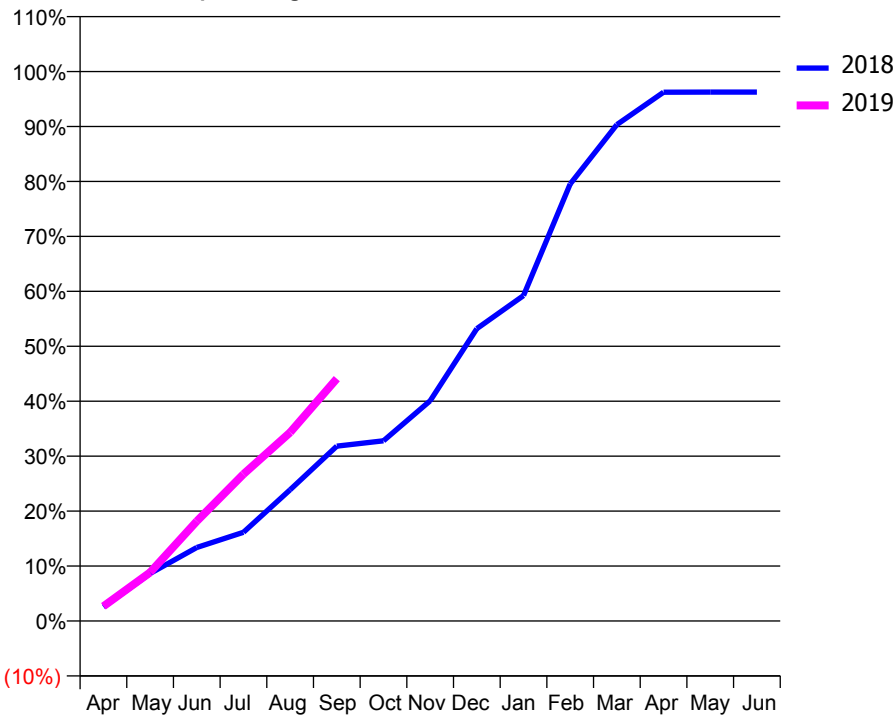
### ACCESS\*

Patients seen in 24 months	Total	Change since previous quarter
Quarter ending September 2017	3,905	
Quarter ending December 2017	4,108	↑
Quarter ending March 2018	4,321	↑
Quarter ending June 2018	4,382	→
Quarter ending September 2018	4,287	↓
<b>Variance since September 2017</b>	<b>9.8%</b>	<b>↑</b>



### ACTIVITY

Cumulative percentage of contracted UDA delivered 2018 & 2019



Month	Adjusted Scheduled Activity (UDA)	
	2018	2019
April	296	308
May	994	1,018
June	1,540	2,088
July	1,856	3,074
August	2,748	3,949
September	3,660	5,071
October	3,770	
November	4,608	
December	6,118	
January	6,810	
February	9,146	
March	10,388	
April	11,067	
May	11,069	
June	11,070	

### QUALITY

	Quantity	Base Number	Contract	AT	Region	England
% of FP17s for the same patient ID Re-attending within 3 months - Children	79	1,009	7.8%	10.0%	11.4%	11.6%
% of FP17s for the same patient ID Re-attending within 3 months - Adults	271	1,671	16.2%	14.3%	15.0%	15.5%
% of FP17s for the same patient ID Re-attending between 3 & 9 months - Children	627	1,009	62.1%	56.4%	59.9%	58.8%
% of FP17s for the same patient ID Re-attending between 3 & 9 months - Adults	891	1,671	53.3%	50.1%	52.0%	51.1%
% of FP17s for Band 1 Urgent Courses	213	2,411	8.8%	8.5%	8.0%	9.0%
% of FP17s Relating to Free Repair or Replacements	1	2,411	0.0%	0.7%	0.8%	0.8%
% of FP17s Relating to Continuations	47	2,411	1.9%	0.9%	0.9%	0.9%
% of Patients satisfied with the dentistry they have received	6	6	N/A	92.9%	93.5%	93.3%
% of Patients satisfied with the time they had to wait for an appointment	6	6	N/A	89.3%	89.1%	88.9%

\* This is based on patients treated on this contract for their most recent course of treatment. Figures in italics indicate the base number of FP17s or Patient Questionnaire responses are less than 100. N/A is shown where the base number of responses is less than 10 during the period. % is calculated as Quantity/Base number\*100

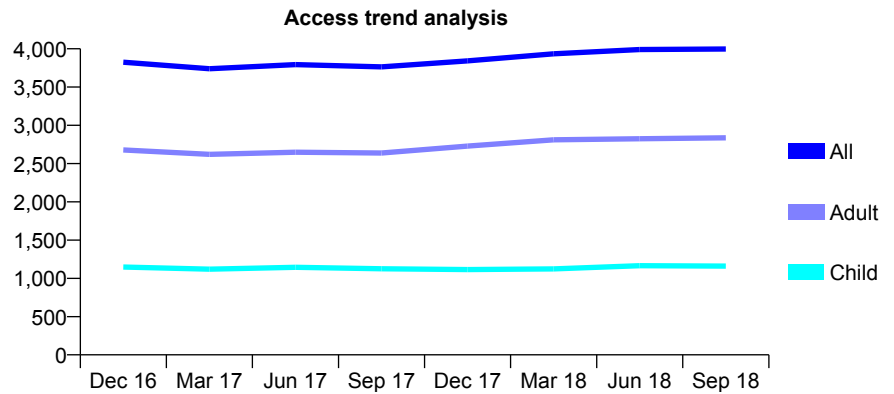
## Q57 - Vital Signs At a Glance Contract Report for 165751/0001 - September 2018

Name or company name	Straight Road Dental Practice
Contract type name	GDS Contract
Purpose of contract	General
Contract start date	01/04/2009
Contract end date	

18/19 Contracted general activity (UDA)	10,000
Carry forward general activity (UDA)	0
18/19 Contracted orthodontic activity (UOA)	0
Carry forward orthodontic activity (UOA)	0
Baseline contract value	£263,485.80

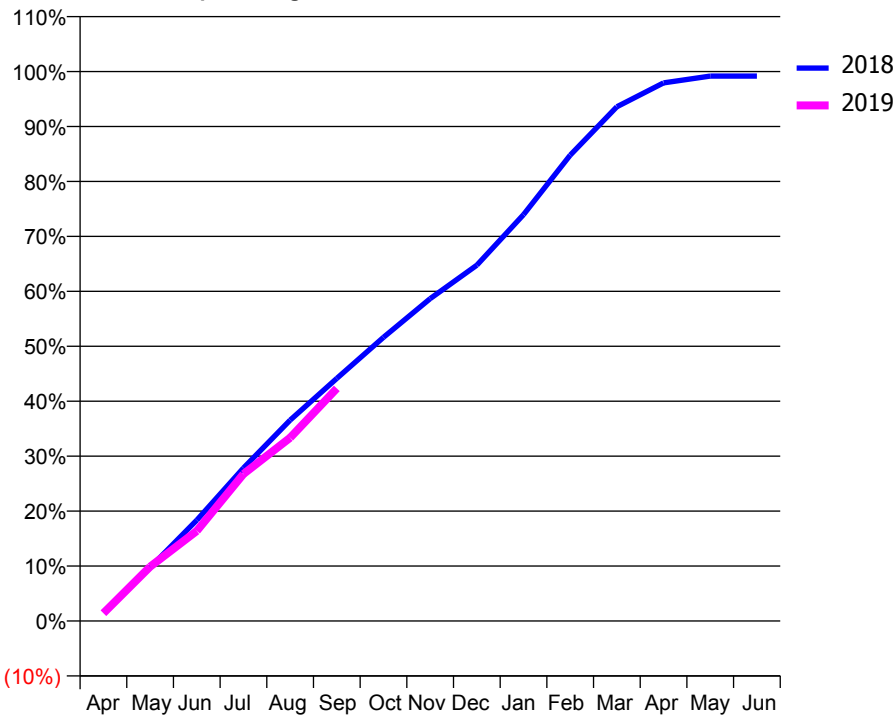
### ACCESS\*

Patients seen in 24 months	Total	Change since previous quarter
Quarter ending September 2017	3,763	
Quarter ending December 2017	3,843	↑
Quarter ending March 2018	3,934	↑
Quarter ending June 2018	3,990	→
Quarter ending September 2018	3,997	→
<b>Variance since September 2017</b>	<b>6.2%</b>	<b>↑</b>



### ACTIVITY

Cumulative percentage of contracted UDA delivered 2018 & 2019



Month	Adjusted Scheduled Activity (UDA)	
	2018	2019
April	167	141
May	975	989
June	1,835	1,639
July	2,784	2,676
August	3,657	3,336
September	4,416	4,232
October	5,162	
November	5,865	
December	6,475	
January	7,395	
February	8,478	
March	9,358	
April	9,792	
May	9,917	
June	9,917	

### QUALITY

	Quantity	Base Number	Contract	AT	Region	England
% of FP17s for the same patient ID Re-attending within 3 months - Children	45	749	6.0%	10.0%	11.4%	11.6%
% of FP17s for the same patient ID Re-attending within 3 months - Adults	113	1,512	7.5%	14.3%	15.0%	15.5%
% of FP17s for the same patient ID Re-attending between 3 & 9 months - Children	154	749	20.6%	56.4%	59.9%	58.8%
% of FP17s for the same patient ID Re-attending between 3 & 9 months - Adults	511	1,512	33.8%	50.1%	52.0%	51.1%
% of FP17s for Band 1 Urgent Courses	46	2,141	2.1%	8.5%	8.0%	9.0%
% of FP17s Relating to Free Repair or Replacements	6	2,141	0.3%	0.7%	0.8%	0.8%
% of FP17s Relating to Continuations	15	2,141	0.7%	0.9%	0.9%	0.9%
% of Patients satisfied with the dentistry they have received	3	4	N/A	92.9%	93.5%	93.3%
% of Patients satisfied with the time they had to wait for an appointment	4	4	N/A	89.3%	89.1%	88.9%

\* This is based on patients treated on this contract for their most recent course of treatment. Figures in italics indicate the base number of FP17s or Patient Questionnaire responses are less than 100. N/A is shown where the base number of responses is less than 10 during the period. % is calculated as Quantity/Base number\*100

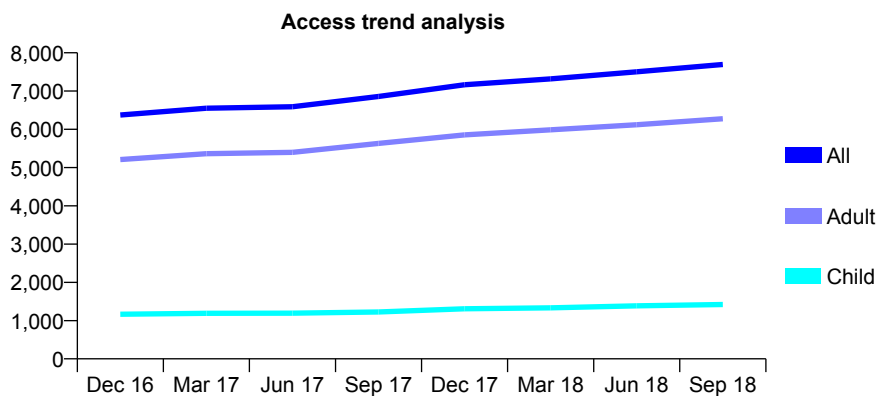
## Q57 - Vital Signs At a Glance Contract Report for 169056/0001 - September 2018

Name or company name	Mr. Mazdak Eyrumlu and Honar Shakir
Contract type name	GDS Contract
Purpose of contract	General
Contract start date	09/11/2012
Contract end date	

18/19 Contracted general activity (UDA)	25,845
Carry forward general activity (UDA)	0
18/19 Contracted orthodontic activity (UOA)	0
Carry forward orthodontic activity (UOA)	0
Baseline contract value	£596,455.76

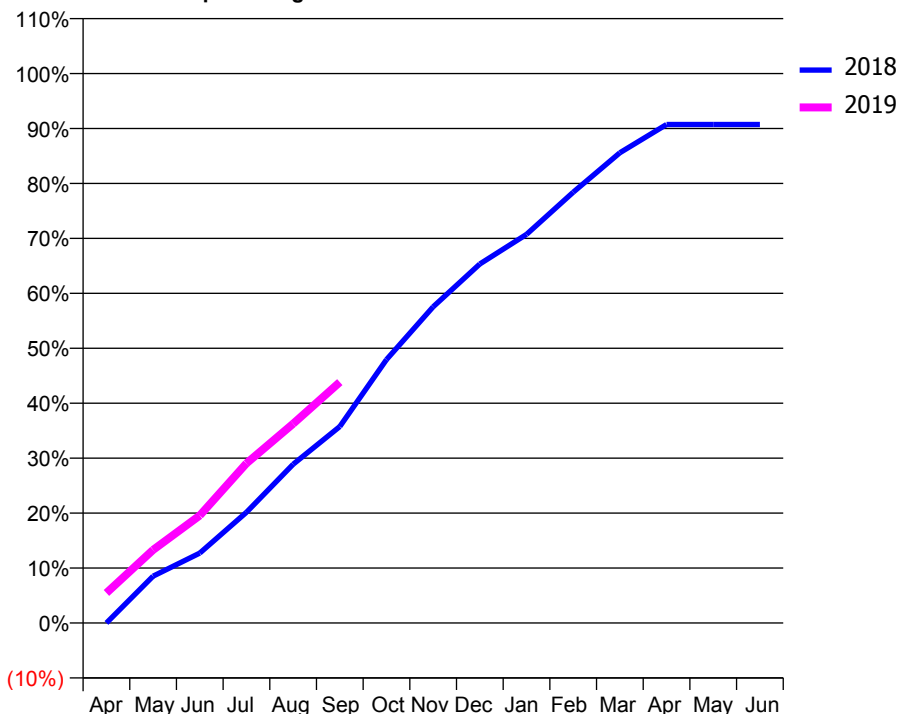
### ACCESS\*

Patients seen in 24 months	Total	Change since previous quarter
Quarter ending September 2017	6,857	
Quarter ending December 2017	7,164	↑
Quarter ending March 2018	7,319	↑
Quarter ending June 2018	7,503	↑
Quarter ending September 2018	7,695	↑
<b>Variance since September 2017</b>	<b>12.2%</b>	<b>↑</b>



### ACTIVITY

Cumulative percentage of contracted UDA delivered 2018 & 2019



Month	Adjusted Scheduled Activity (UDA)	
	2018	2019
April	0	1,416
May	2,207	3,442
June	3,288	5,056
July	5,212	7,509
August	7,465	9,376
September	9,240	11,333
October	12,391	
November	14,872	
December	16,890	
January	18,277	
February	20,261	
March	22,119	
April	23,450	
May	23,449	
June	23,449	

### QUALITY

	Quantity	Base Number	Contract	AT	Region	England
% of FP17s for the same patient ID Re-attending within 3 months - Children	48	933	5.1%	10.0%	11.4%	11.6%
% of FP17s for the same patient ID Re-attending within 3 months - Adults	495	3,950	12.5%	14.3%	15.0%	15.5%
% of FP17s for the same patient ID Re-attending between 3 & 9 months - Children	468	933	50.2%	56.4%	59.9%	58.8%
% of FP17s for the same patient ID Re-attending between 3 & 9 months - Adults	1,916	3,950	48.5%	50.1%	52.0%	51.1%
% of FP17s for Band 1 Urgent Courses	360	4,500	8.0%	8.5%	8.0%	9.0%
% of FP17s Relating to Free Repair or Replacements	21	4,500	0.5%	0.7%	0.8%	0.8%
% of FP17s Relating to Continuations	101	4,500	2.2%	0.9%	0.9%	0.9%
% of Patients satisfied with the dentistry they have received	7	7	N/A	92.9%	93.5%	93.3%
% of Patients satisfied with the time they had to wait for an appointment	7	7	N/A	89.3%	89.1%	88.9%

\* This is based on patients treated on this contract for their most recent course of treatment. Figures in italics indicate the base number of FP17s or Patient Questionnaire responses are less than 100. N/A is shown where the base number of responses is less than 10 during the period. % is calculated as Quantity/Base number\*100

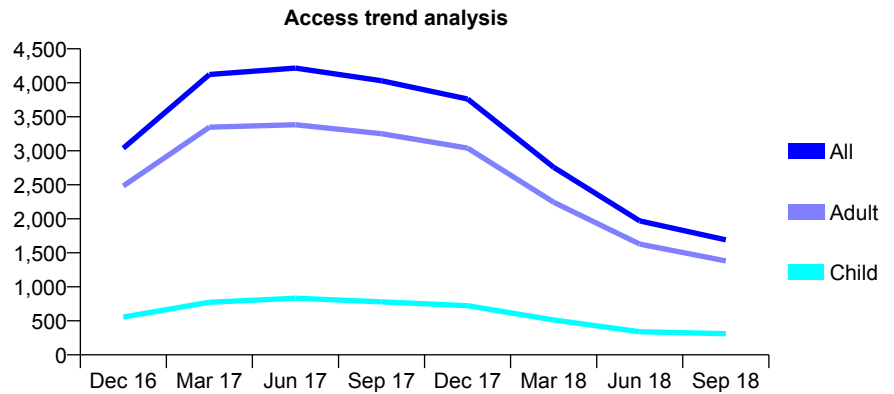
## Q57 - Vital Signs At a Glance Contract Report for 169986/0001 - September 2018

Name or company name	Redmayne Partnership
Contract type name	GDS Contract
Purpose of contract	General
Contract start date	01/04/2015
Contract end date	

18/19 Contracted general activity (UDA)	8,401
Carry forward general activity (UDA)	0
18/19 Contracted orthodontic activity (UOA)	0
Carry forward orthodontic activity (UOA)	0
Baseline contract value	£180,621.50

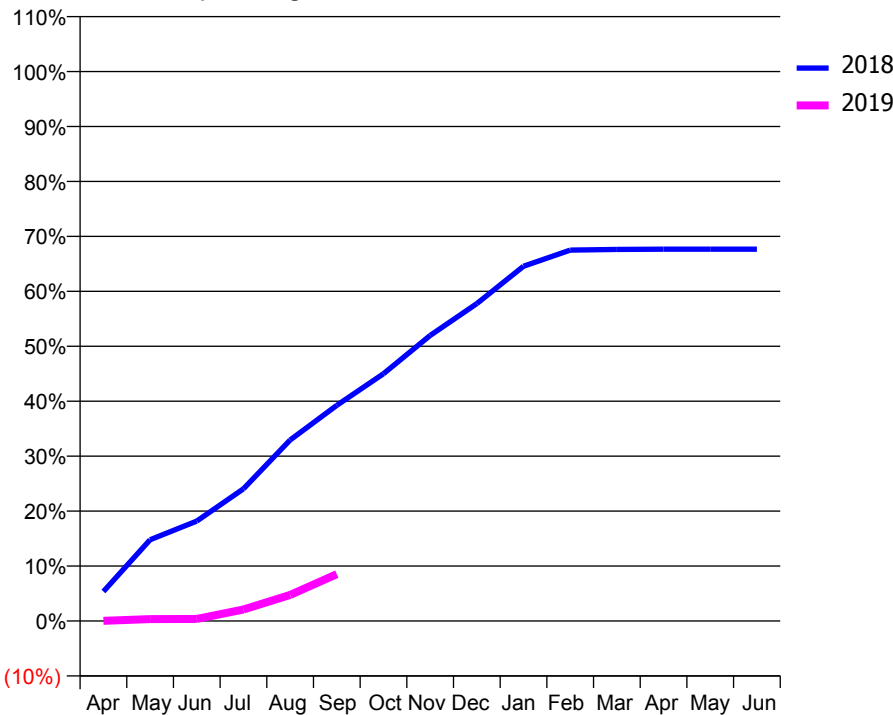
### ACCESS\*

Patients seen in 24 months	Total	Change since previous quarter
Quarter ending September 2017	4,030	
Quarter ending December 2017	3,762	↓
Quarter ending March 2018	2,757	↓
Quarter ending June 2018	1,969	↓
Quarter ending September 2018	1,692	↓
<b>Variance since September 2017</b>	<b>(58.0%)</b>	<b>↓</b>



### ACTIVITY

Cumulative percentage of contracted UDA delivered 2018 & 2019



Month	Adjusted Scheduled Activity (UDA)	
	2018	2019
April	452	3
May	1,243	29
June	1,529	32
July	2,021	177
August	2,768	399
September	3,298	716
October	3,780	
November	4,366	
December	4,852	
January	5,425	
February	5,670	
March	5,680	
April	5,684	
May	5,685	
June	5,685	

### QUALITY

	Quantity	Base Number	Contract	AT	Region	England
% of FP17s for the same patient ID Re-attending within 3 months - Children	1	83	1.2%	10.0%	11.4%	11.6%
% of FP17s for the same patient ID Re-attending within 3 months - Adults	19	271	7.0%	14.3%	15.0%	15.5%
% of FP17s for the same patient ID Re-attending between 3 & 9 months - Children	6	83	7.2%	56.4%	59.9%	58.8%
% of FP17s for the same patient ID Re-attending between 3 & 9 months - Adults	31	271	11.4%	50.1%	52.0%	51.1%
% of FP17s for Band 1 Urgent Courses	70	350	20.0%	8.5%	8.0%	9.0%
% of FP17s Relating to Free Repair or Replacements	11	350	3.1%	0.7%	0.8%	0.8%
% of FP17s Relating to Continuations	2	350	0.6%	0.9%	0.9%	0.9%
% of Patients satisfied with the dentistry they have received	1	2	N/A	92.9%	93.5%	93.3%
% of Patients satisfied with the time they had to wait for an appointment	1	2	N/A	89.3%	89.1%	88.9%

\* This is based on patients treated on this contract for their most recent course of treatment. Figures in italics indicate the base number of FP17s or Patient Questionnaire responses are less than 100. N/A is shown where the base number of responses is less than 10 during the period. % is calculated as Quantity/Base number\*100

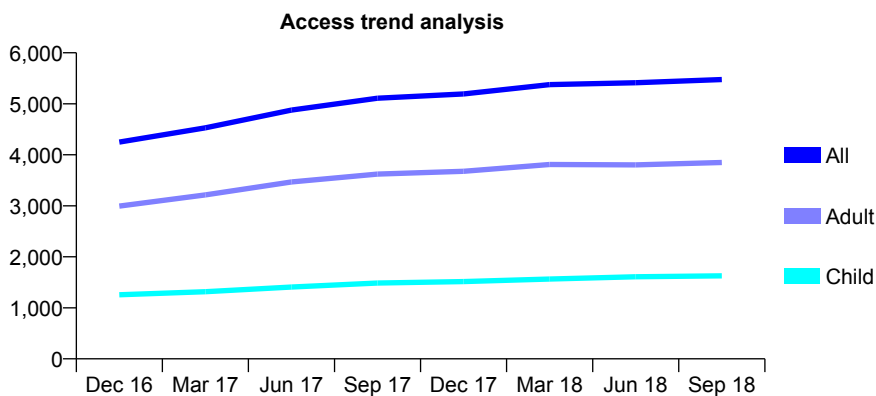
## Q57 - Vital Signs At a Glance Contract Report for 172960/0001 - September 2018

Name or company name	Billericay Dental Care
Contract type name	GDS Contract
Purpose of contract	General
Contract start date	01/09/2015
Contract end date	

18/19 Contracted general activity (UDA)	12,616
Carry forward general activity (UDA)	0
18/19 Contracted orthodontic activity (UOA)	0
Carry forward orthodontic activity (UOA)	0
Baseline contract value	£303,823.44

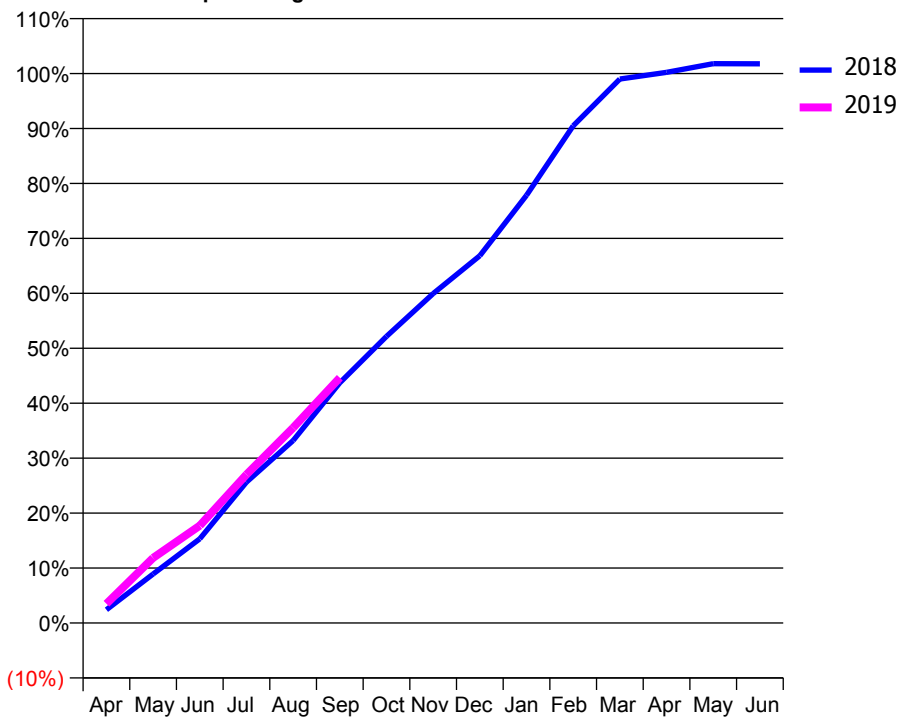
### ACCESS\*

Patients seen in 24 months	Total	Change since previous quarter
Quarter ending September 2017	5,109	
Quarter ending December 2017	5,193	→
Quarter ending March 2018	5,376	↑
Quarter ending June 2018	5,412	→
Quarter ending September 2018	5,477	→
<b>Variance since September 2017</b>	<b>7.2%</b>	<b>↑</b>



### ACTIVITY

Cumulative percentage of contracted UDA delivered 2018 & 2019



Month	Adjusted Scheduled Activity (UDA)	
	2018	2019
April	304	443
May	1,126	1,495
June	1,932	2,237
July	3,236	3,409
August	4,191	4,483
September	5,517	5,632
October	6,580	
November	7,562	
December	8,432	
January	9,820	
February	11,414	
March	12,488	
April	12,644	
May	12,841	
June	12,837	

### QUALITY

	Quantity	Base Number	Contract	AT	Region	England
% of FP17s for the same patient ID Re-attending within 3 months - Children	129	1,197	10.8%	10.0%	11.4%	11.6%
% of FP17s for the same patient ID Re-attending within 3 months - Adults	271	2,291	11.8%	14.3%	15.0%	15.5%
% of FP17s for the same patient ID Re-attending between 3 & 9 months - Children	670	1,197	56.0%	56.4%	59.9%	58.8%
% of FP17s for the same patient ID Re-attending between 3 & 9 months - Adults	1,177	2,291	51.4%	50.1%	52.0%	51.1%
% of FP17s for Band 1 Urgent Courses	266	3,254	8.2%	8.5%	8.0%	9.0%
% of FP17s Relating to Free Repair or Replacements	22	3,254	0.7%	0.7%	0.8%	0.8%
% of FP17s Relating to Continuations	4	3,254	0.1%	0.9%	0.9%	0.9%
% of Patients satisfied with the dentistry they have received	5	5	N/A	92.9%	93.5%	93.3%
% of Patients satisfied with the time they had to wait for an appointment	5	5	N/A	89.3%	89.1%	88.9%

\* This is based on patients treated on this contract for their most recent course of treatment. Figures in italics indicate the base number of FP17s or Patient Questionnaire responses are less than 100. N/A is shown where the base number of responses is less than 10 during the period. % is calculated as Quantity/Base number\*100

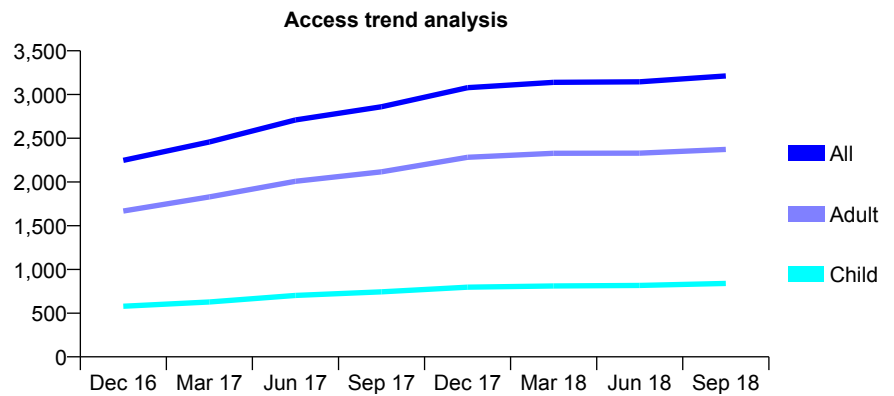
## Q57 - Vital Signs At a Glance Contract Report for 173215/0001 - September 2018

Name or company name	Thames Dental Surgery
Contract type name	GDS Contract
Purpose of contract	General
Contract start date	01/02/2016
Contract end date	

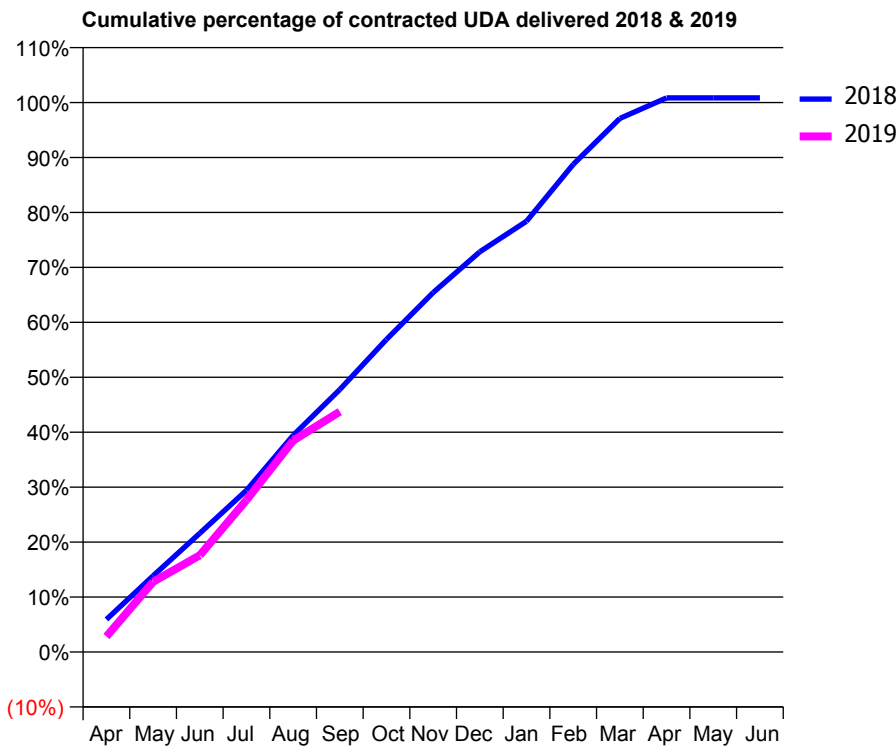
18/19 Contracted general activity (UDA)	9,258
Carry forward general activity (UDA)	0
18/19 Contracted orthodontic activity (UOA)	0
Carry forward orthodontic activity (UOA)	0
Baseline contract value	£226,372.34

### ACCESS\*

Patients seen in 24 months	Total	Change since previous quarter
Quarter ending September 2017	2,860	
Quarter ending December 2017	3,079	↑
Quarter ending March 2018	3,139	→
Quarter ending June 2018	3,146	→
Quarter ending September 2018	3,212	↑
<b>Variance since September 2017</b>	<b>12.3%</b>	<b>↑</b>



### ACTIVITY



Month	Adjusted Scheduled Activity (UDA)	
	2018	2019
April	550	262
May	1,285	1,184
June	2,001	1,631
July	2,725	2,560
August	3,649	3,563
September	4,423	4,050
October	5,268	
November	6,056	
December	6,742	
January	7,257	
February	8,215	
March	8,991	
April	9,337	
May	9,336	
June	9,336	

### QUALITY

	Quantity	Base Number	Contract	AT	Region	England
% of FP17s for the same patient ID Re-attending within 3 months - Children	26	565	4.6%	10.0%	11.4%	11.6%
% of FP17s for the same patient ID Re-attending within 3 months - Adults	157	1,428	11.0%	14.3%	15.0%	15.5%
% of FP17s for the same patient ID Re-attending between 3 & 9 months - Children	283	565	50.1%	56.4%	59.9%	58.8%
% of FP17s for the same patient ID Re-attending between 3 & 9 months - Adults	740	1,428	51.8%	50.1%	52.0%	51.1%
% of FP17s for Band 1 Urgent Courses	153	1,855	8.2%	8.5%	8.0%	9.0%
% of FP17s Relating to Free Repair or Replacements	13	1,855	0.7%	0.7%	0.8%	0.8%
% of FP17s Relating to Continuations	23	1,855	1.2%	0.9%	0.9%	0.9%
% of Patients satisfied with the dentistry they have received	8	9	N/A	92.9%	93.5%	93.3%
% of Patients satisfied with the time they had to wait for an appointment	9	9	N/A	89.3%	89.1%	88.9%

\* This is based on patients treated on this contract for their most recent course of treatment. Figures in italics indicate the base number of FP17s or Patient Questionnaire responses are less than 100. N/A is shown where the base number of responses is less than 10 during the period. % is calculated as Quantity/Base number\*100

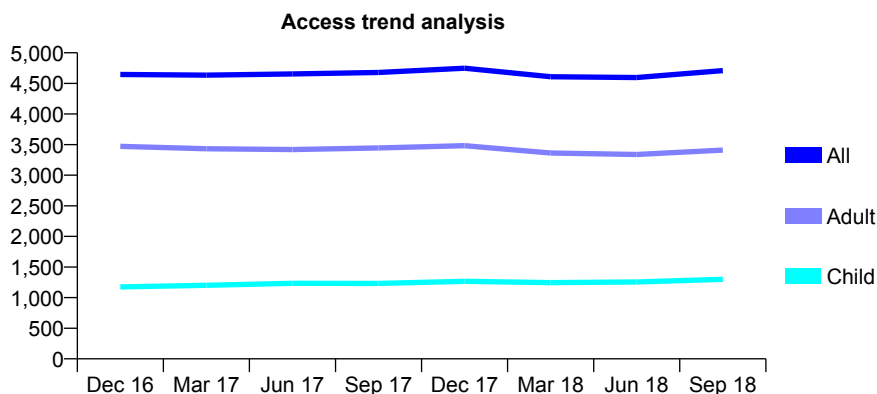
## Q57 - Vital Signs At a Glance Contract Report for 173894/0001 - September 2018

Name or company name	Mr R Patel and Associates
Contract type name	GDS Contract
Purpose of contract	General
Contract start date	01/09/2011
Contract end date	

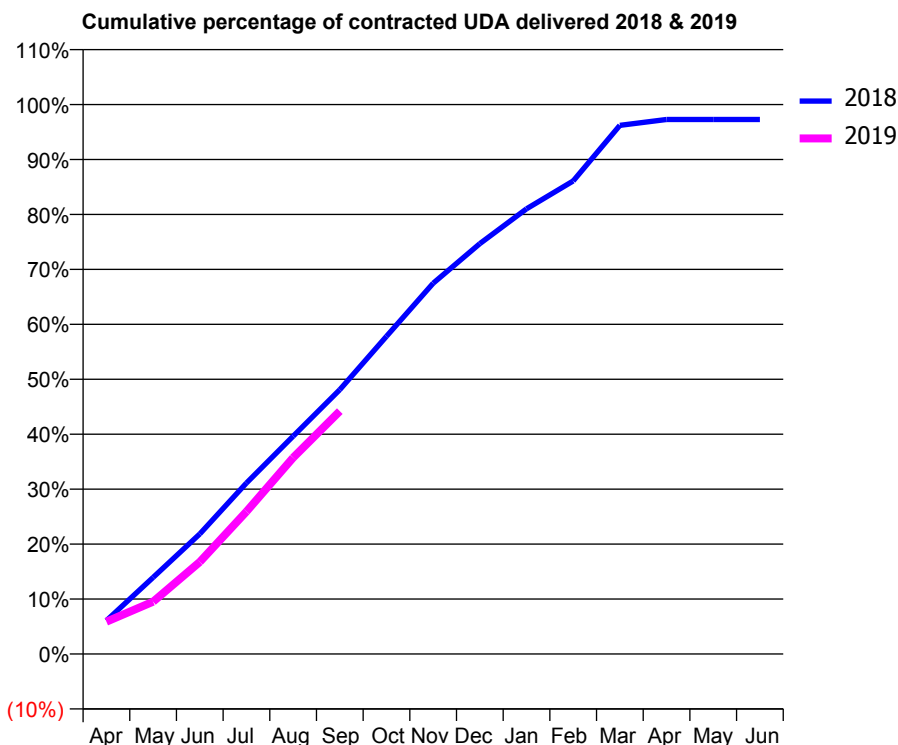
18/19 Contracted general activity (UDA)	12,350
Carry forward general activity (UDA)	0
18/19 Contracted orthodontic activity (UOA)	0
Carry forward orthodontic activity (UOA)	0
Baseline contract value	£381,302.23

### ACCESS\*

Patients seen in 24 months	Total	Change since previous quarter
Quarter ending September 2017	4,678	
Quarter ending December 2017	4,748	→
Quarter ending March 2018	4,608	↓
Quarter ending June 2018	4,595	→
Quarter ending September 2018	4,709	↑
<b>Variance since September 2017</b>	<b>0.7%</b>	<b>→</b>



### ACTIVITY



Month	Adjusted Scheduled Activity (UDA)	
	2018	2019
April	751	726
May	1,723	1,176
June	2,700	2,068
July	3,845	3,203
August	4,897	4,413
September	5,943	5,458
October	7,141	
November	8,333	
December	9,224	
January	10,006	
February	10,633	
March	11,882	
April	12,012	
May	12,013	
June	12,013	

### QUALITY

	Quantity	Base Number	Contract	AT	Region	England
% of FP17s for the same patient ID Re-attending within 3 months - Children	58	996	5.8%	10.0%	11.4%	11.6%
% of FP17s for the same patient ID Re-attending within 3 months - Adults	255	2,432	10.5%	14.3%	15.0%	15.5%
% of FP17s for the same patient ID Re-attending between 3 & 9 months - Children	621	996	62.3%	56.4%	59.9%	58.8%
% of FP17s for the same patient ID Re-attending between 3 & 9 months - Adults	1,413	2,432	58.1%	50.1%	52.0%	51.1%
% of FP17s for Band 1 Urgent Courses	342	3,334	10.3%	8.5%	8.0%	9.0%
% of FP17s Relating to Free Repair or Replacements	20	3,334	0.6%	0.7%	0.8%	0.8%
% of FP17s Relating to Continuations	13	3,334	0.4%	0.9%	0.9%	0.9%
% of Patients satisfied with the dentistry they have received	2	2	N/A	92.9%	93.5%	93.3%
% of Patients satisfied with the time they had to wait for an appointment	2	2	N/A	89.3%	89.1%	88.9%

\* This is based on patients treated on this contract for their most recent course of treatment. Figures in italics indicate the base number of FP17s or Patient Questionnaire responses are less than 100. N/A is shown where the base number of responses is less than 10 during the period. % is calculated as Quantity/Base number\*100

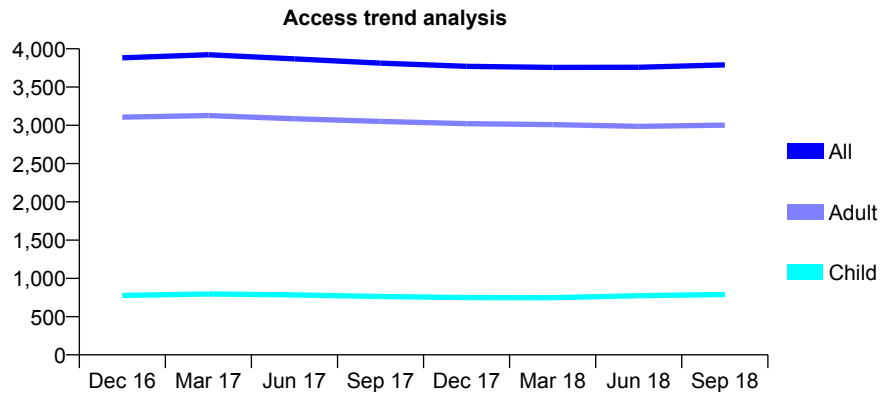
## Q57 - Vital Signs At a Glance Contract Report for 174483/0001 - September 2018

Name or company name	Mr R M Karimi & Mr S Abbasi
Contract type name	GDS Contract
Purpose of contract	General
Contract start date	01/10/2008
Contract end date	

18/19 Contracted general activity (UDA)	15,212
Carry forward general activity (UDA)	0
18/19 Contracted orthodontic activity (UOA)	0
Carry forward orthodontic activity (UOA)	0
Baseline contract value	£481,325.03

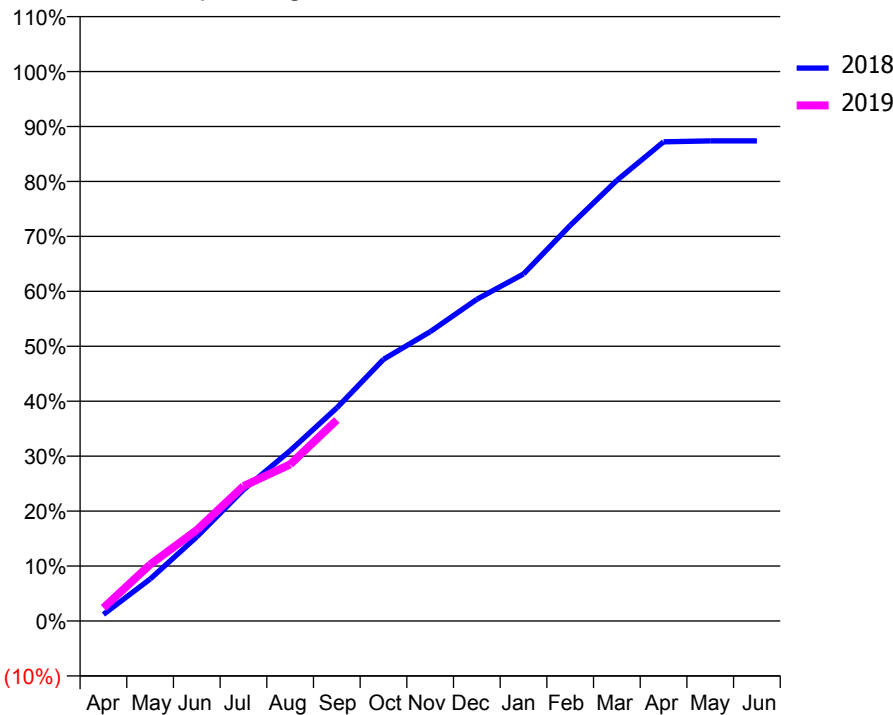
### ACCESS\*

Patients seen in 24 months	Total	Change since previous quarter
Quarter ending September 2017	3,813	
Quarter ending December 2017	3,770	↓
Quarter ending March 2018	3,756	→
Quarter ending June 2018	3,759	→
Quarter ending September 2018	3,790	→
<b>Variance since September 2017</b>	<b>(0.6%)</b>	→



### ACTIVITY

Cumulative percentage of contracted UDA delivered 2018 & 2019



Month	Adjusted Scheduled Activity (UDA)	
	2018	2019
April	182	364
May	1,160	1,562
June	2,333	2,519
July	3,634	3,732
August	4,716	4,334
September	5,900	5,563
October	7,244	
November	8,010	
December	8,905	
January	9,609	
February	10,950	
March	12,199	
April	13,266	
May	13,290	
June	13,290	

### QUALITY

	Quantity	Base Number	Contract	AT	Region	England
% of FP17s for the same patient ID Re-attending within 3 months - Children	26	498	5.2%	10.0%	11.4%	11.6%
% of FP17s for the same patient ID Re-attending within 3 months - Adults	185	1,782	10.4%	14.3%	15.0%	15.5%
% of FP17s for the same patient ID Re-attending between 3 & 9 months - Children	210	498	42.2%	56.4%	59.9%	58.8%
% of FP17s for the same patient ID Re-attending between 3 & 9 months - Adults	886	1,782	49.7%	50.1%	52.0%	51.1%
% of FP17s for Band 1 Urgent Courses	121	2,099	5.8%	8.5%	8.0%	9.0%
% of FP17s Relating to Free Repair or Replacements	4	2,099	0.2%	0.7%	0.8%	0.8%
% of FP17s Relating to Continuations	43	2,099	2.0%	0.9%	0.9%	0.9%
% of Patients satisfied with the dentistry they have received	3	3	N/A	92.9%	93.5%	93.3%
% of Patients satisfied with the time they had to wait for an appointment	3	3	N/A	89.3%	89.1%	88.9%

\* This is based on patients treated on this contract for their most recent course of treatment. Figures in italics indicate the base number of FP17s or Patient Questionnaire responses are less than 100. N/A is shown where the base number of responses is less than 10 during the period. % is calculated as Quantity/Base number\*100



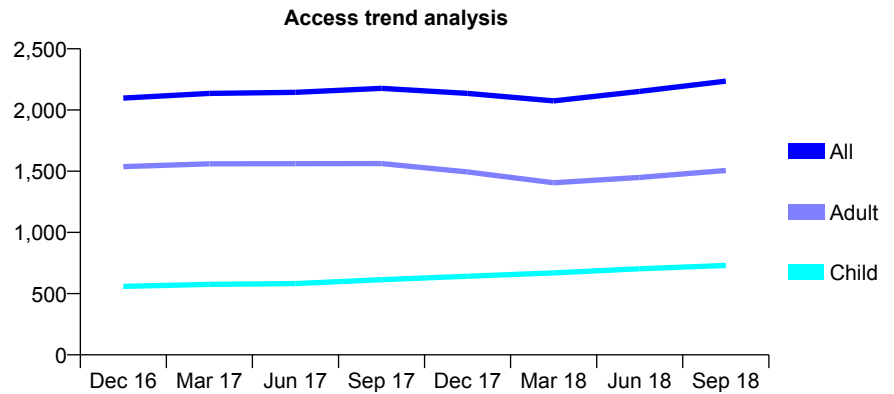
## Q57 - Vital Signs At a Glance Contract Report for 174734/0001 - September 2018

Name or company name	Mr Azm Ahmed & Mrs Samira Ahmed
Contract type name	GDS Contract
Purpose of contract	General
Contract start date	01/09/2013
Contract end date	

18/19 Contracted general activity (UDA)	6,000
Carry forward general activity (UDA)	0
18/19 Contracted orthodontic activity (UOA)	0
Carry forward orthodontic activity (UOA)	0
Baseline contract value	£143,888.68

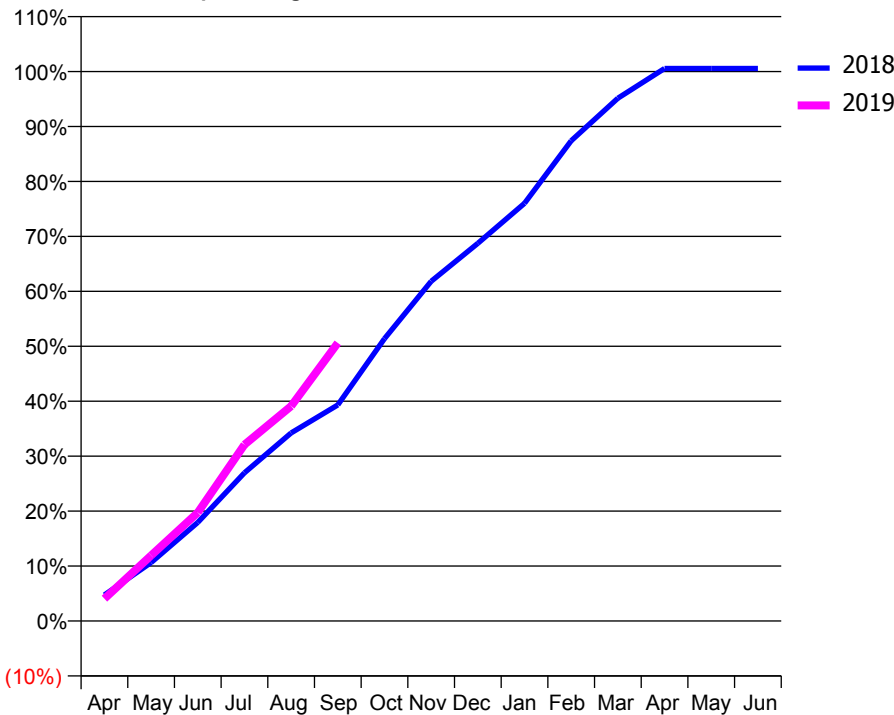
### ACCESS\*

Patients seen in 24 months	Total	Change since previous quarter
Quarter ending September 2017	2,177	
Quarter ending December 2017	2,136	↓
Quarter ending March 2018	2,075	↓
Quarter ending June 2018	2,152	↑
Quarter ending September 2018	2,236	↑
<b>Variance since September 2017</b>	<b>2.7%</b>	<b>↑</b>



### ACTIVITY

Cumulative percentage of contracted UDA delivered 2018 & 2019



Month	Adjusted Scheduled Activity (UDA)	
	2018	2019
April	285	244
May	638	716
June	1,076	1,185
July	1,618	1,926
August	2,054	2,347
September	2,360	3,036
October	3,083	
November	3,710	
December	4,124	
January	4,560	
February	5,243	
March	5,709	
April	6,033	
May	6,033	
June	6,033	

### QUALITY

	Quantity	Base Number	Contract	AT	Region	England
% of FP17s for the same patient ID Re-attending within 3 months - Children	30	608	4.9%	10.0%	11.4%	11.6%
% of FP17s for the same patient ID Re-attending within 3 months - Adults	135	1,154	11.7%	14.3%	15.0%	15.5%
% of FP17s for the same patient ID Re-attending between 3 & 9 months - Children	358	608	58.9%	56.4%	59.9%	58.8%
% of FP17s for the same patient ID Re-attending between 3 & 9 months - Adults	685	1,154	59.4%	50.1%	52.0%	51.1%
% of FP17s for Band 1 Urgent Courses	102	1,638	6.2%	8.5%	8.0%	9.0%
% of FP17s Relating to Free Repair or Replacements	7	1,638	0.4%	0.7%	0.8%	0.8%
% of FP17s Relating to Continuations	20	1,638	1.2%	0.9%	0.9%	0.9%
% of Patients satisfied with the dentistry they have received	3	3	N/A	92.9%	93.5%	93.3%
% of Patients satisfied with the time they had to wait for an appointment	2	3	N/A	89.3%	89.1%	88.9%

\* This is based on patients treated on this contract for their most recent course of treatment. Figures in italics indicate the base number of FP17s or Patient Questionnaire responses are less than 100. N/A is shown where the base number of responses is less than 10 during the period. % is calculated as Quantity/Base number\*100

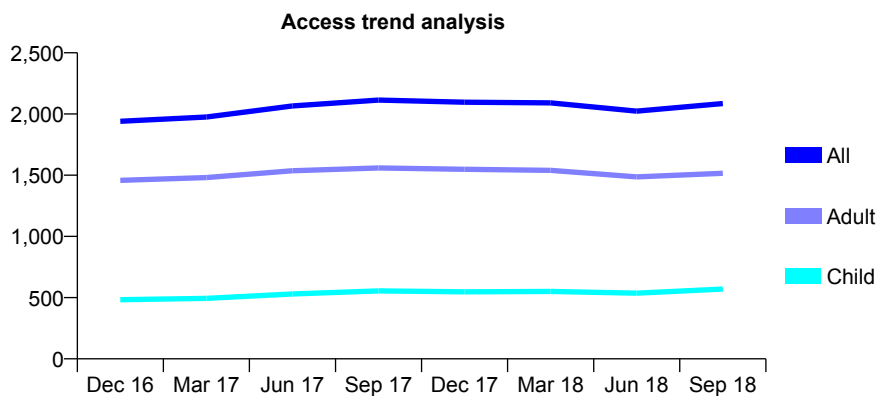
## Q57 - Vital Signs At a Glance Contract Report for 175765/0001 - September 2018

Name or company name	Church Hill Dental Practice
Contract type name	GDS Contract
Purpose of contract	General
Contract start date	01/09/2010
Contract end date	

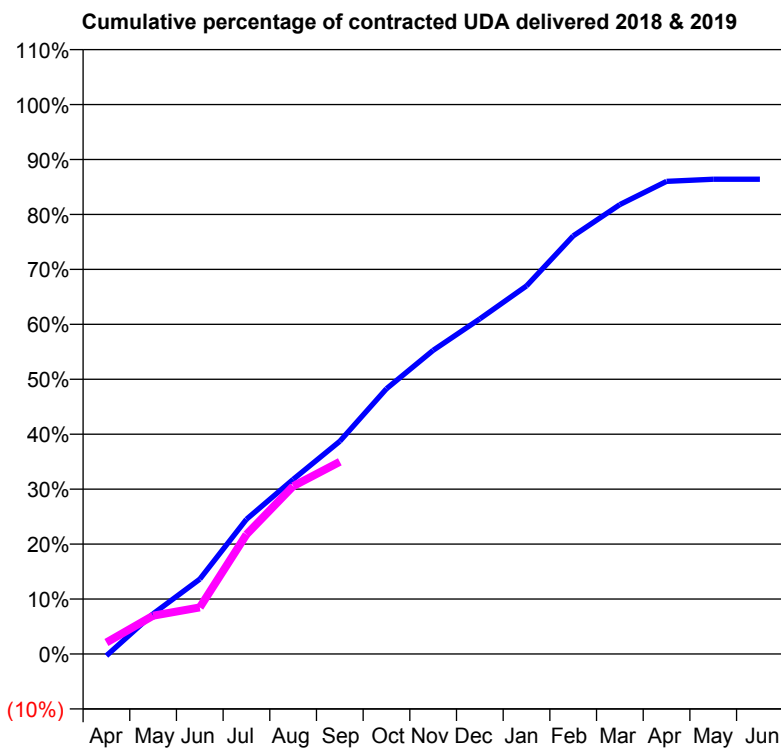
18/19 Contracted general activity (UDA)	6,000
Carry forward general activity (UDA)	0
18/19 Contracted orthodontic activity (UOA)	0
Carry forward orthodontic activity (UOA)	0
Baseline contract value	£145,896.41

### ACCESS\*

Patients seen in 24 months	Total	Change since previous quarter
Quarter ending September 2017	2,114	
Quarter ending December 2017	2,096	→
Quarter ending March 2018	2,091	→
Quarter ending June 2018	2,023	↓
Quarter ending September 2018	2,086	↑
<b>Variance since September 2017</b>	<b>(1.3%)</b>	<b>↓</b>



### ACTIVITY



Month	Adjusted Scheduled Activity (UDA)	
	2018	2019
April	-20	127
May	439	418
June	818	508
July	1,471	1,305
August	1,906	1,833
September	2,323	2,099
October	2,897	
November	3,316	
December	3,659	
January	4,019	
February	4,565	
March	4,907	
April	5,161	
May	5,184	
June	5,184	

### QUALITY

	Quantity	Base Number	Contract	AT	Region	England
% of FP17s for the same patient ID Re-attending within 3 months - Children	32	373	8.6%	10.0%	11.4%	11.6%
% of FP17s for the same patient ID Re-attending within 3 months - Adults	151	946	16.0%	14.3%	15.0%	15.5%
% of FP17s for the same patient ID Re-attending between 3 & 9 months - Children	152	373	40.8%	56.4%	59.9%	58.8%
% of FP17s for the same patient ID Re-attending between 3 & 9 months - Adults	430	946	45.5%	50.1%	52.0%	51.1%
% of FP17s for Band 1 Urgent Courses	108	1,192	9.1%	8.5%	8.0%	9.0%
% of FP17s Relating to Free Repair or Replacements	7	1,192	0.6%	0.7%	0.8%	0.8%
% of FP17s Relating to Continuations	24	1,192	2.0%	0.9%	0.9%	0.9%
% of Patients satisfied with the dentistry they have received	0	0	N/A	92.9%	93.5%	93.3%
% of Patients satisfied with the time they had to wait for an appointment	0	0	N/A	89.3%	89.1%	88.9%

\* This is based on patients treated on this contract for their most recent course of treatment. Figures in italics indicate the base number of FP17s or Patient Questionnaire responses are less than 100. N/A is shown where the base number of responses is less than 10 during the period. % is calculated as Quantity/Base number\*100

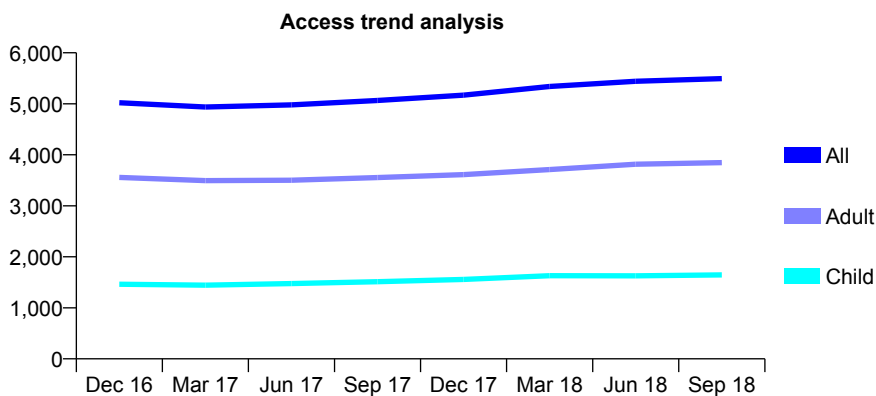
## Q57 - Vital Signs At a Glance Contract Report for 177733/0001 - September 2018

Name or company name	Manningtree Practice Limited
Contract type name	GDS Contract
Purpose of contract	General
Contract start date	01/12/2010
Contract end date	

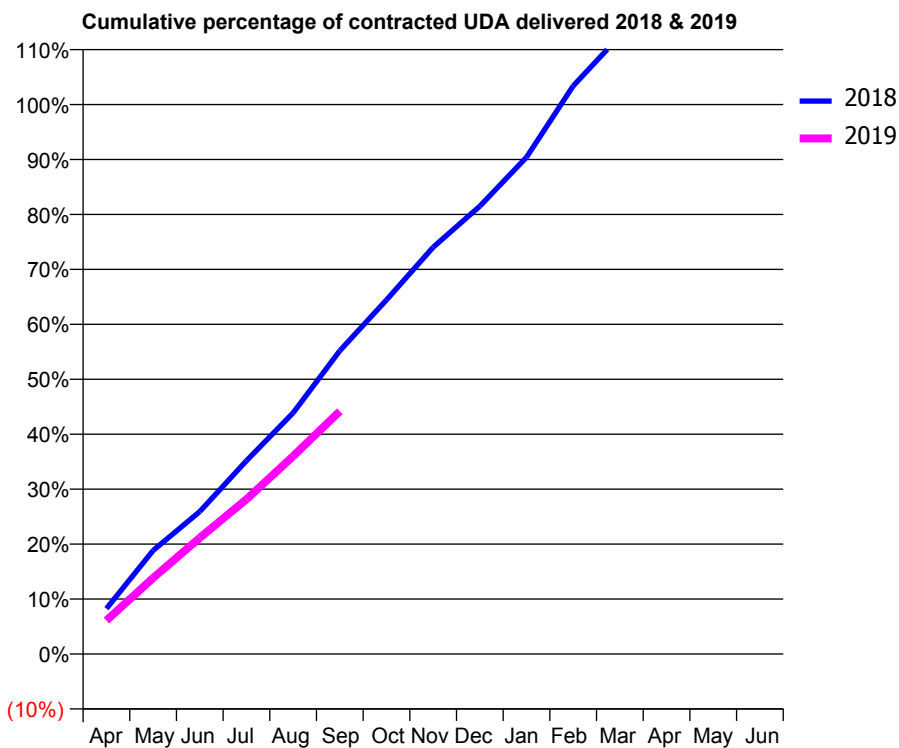
18/19 Contracted general activity (UDA)	10,076
Carry forward general activity (UDA)	0
18/19 Contracted orthodontic activity (UOA)	0
Carry forward orthodontic activity (UOA)	0
Baseline contract value	£281,678.12

### ACCESS\*

Patients seen in 24 months	Total	Change since previous quarter
Quarter ending September 2017	5,065	
Quarter ending December 2017	5,171	↑
Quarter ending March 2018	5,339	↑
Quarter ending June 2018	5,443	→
Quarter ending September 2018	5,493	→
<b>Variance since September 2017</b>	<b>8.5%</b>	<b>↑</b>



### ACTIVITY



Month	Adjusted Scheduled Activity (UDA)	
	2018	2019
April	832	616
May	1,900	1,395
June	2,612	2,130
July	3,544	2,837
August	4,421	3,627
September	5,561	4,452
October	6,493	
November	7,459	
December	8,213	
January	9,110	
February	10,417	
March	11,332	
April	12,050	
May	12,051	
June	12,051	

### QUALITY

	Quantity	Base Number	Contract	AT	Region	England
% of FP17s for the same patient ID Re-attending within 3 months - Children	85	1,225	6.9%	10.0%	11.4%	11.6%
% of FP17s for the same patient ID Re-attending within 3 months - Adults	443	2,702	16.4%	14.3%	15.0%	15.5%
% of FP17s for the same patient ID Re-attending between 3 & 9 months - Children	739	1,225	60.3%	56.4%	59.9%	58.8%
% of FP17s for the same patient ID Re-attending between 3 & 9 months - Adults	1,258	2,702	46.6%	50.1%	52.0%	51.1%
% of FP17s for Band 1 Urgent Courses	480	2,899	16.6%	8.5%	8.0%	9.0%
% of FP17s Relating to Free Repair or Replacements	5	2,899	0.2%	0.7%	0.8%	0.8%
% of FP17s Relating to Continuations	5	2,899	0.2%	0.9%	0.9%	0.9%
% of Patients satisfied with the dentistry they have received	4	5	N/A	92.9%	93.5%	93.3%
% of Patients satisfied with the time they had to wait for an appointment	5	5	N/A	89.3%	89.1%	88.9%

\* This is based on patients treated on this contract for their most recent course of treatment. Figures in italics indicate the base number of FP17s or Patient Questionnaire responses are less than 100. N/A is shown where the base number of responses is less than 10 during the period. % is calculated as Quantity/Base number\*100

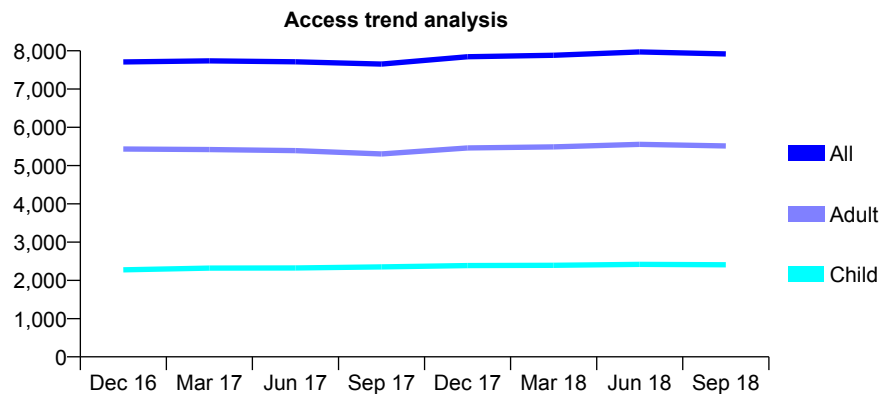
## Q57 - Vital Signs At a Glance Contract Report for 179078/0001 - September 2018

Name or company name	Lister House Dental Centre
Contract type name	GDS Contract
Purpose of contract	General
Contract start date	01/04/2013
Contract end date	

18/19 Contracted general activity (UDA)	19,852
Carry forward general activity (UDA)	0
18/19 Contracted orthodontic activity (UOA)	0
Carry forward orthodontic activity (UOA)	0
Baseline contract value	£566,256.84

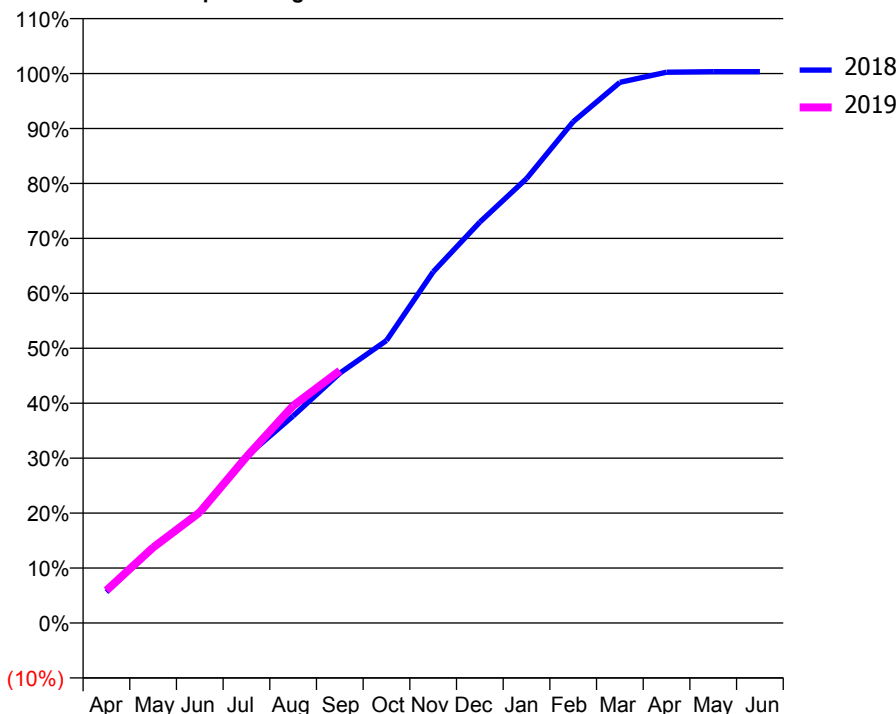
### ACCESS\*

Patients seen in 24 months	Total	Change since previous quarter
Quarter ending September 2017	7,652	
Quarter ending December 2017	7,846	↑
Quarter ending March 2018	7,883	→
Quarter ending June 2018	7,972	→
Quarter ending September 2018	7,919	→
<b>Variance since September 2017</b>	<b>3.5%</b>	<b>↑</b>



### ACTIVITY

Cumulative percentage of contracted UDA delivered 2018 & 2019



Adjusted Scheduled Activity (UDA)		
Month	2018	2019
April	1,119	1,177
May	2,735	2,728
June	4,020	4,003
July	6,024	6,003
August	7,480	7,849
September	9,025	9,118
October	10,208	
November	12,688	
December	14,482	
January	16,052	
February	18,112	
March	19,530	
April	19,898	
May	19,920	
June	19,918	

### QUALITY

	Quantity	Base Number	Contract	AT	Region	England
% of FP17s for the same patient ID Re-attending within 3 months - Children	140	1,640	8.5%	10.0%	11.4%	11.6%
% of FP17s for the same patient ID Re-attending within 3 months - Adults	543	3,406	15.9%	14.3%	15.0%	15.5%
% of FP17s for the same patient ID Re-attending between 3 & 9 months - Children	960	1,640	58.5%	56.4%	59.9%	58.8%
% of FP17s for the same patient ID Re-attending between 3 & 9 months - Adults	1,726	3,406	50.7%	50.1%	52.0%	51.1%
% of FP17s for Band 1 Urgent Courses	482	4,399	11.0%	8.5%	8.0%	9.0%
% of FP17s Relating to Free Repair or Replacements	29	4,399	0.7%	0.7%	0.8%	0.8%
% of FP17s Relating to Continuations	27	4,399	0.6%	0.9%	0.9%	0.9%
% of Patients satisfied with the dentistry they have received	3	3	N/A	92.9%	93.5%	93.3%
% of Patients satisfied with the time they had to wait for an appointment	3	3	N/A	89.3%	89.1%	88.9%

\* This is based on patients treated on this contract for their most recent course of treatment. Figures in italics indicate the base number of FP17s or Patient Questionnaire responses are less than 100. N/A is shown where the base number of responses is less than 10 during the period. % is calculated as Quantity/Base number\*100

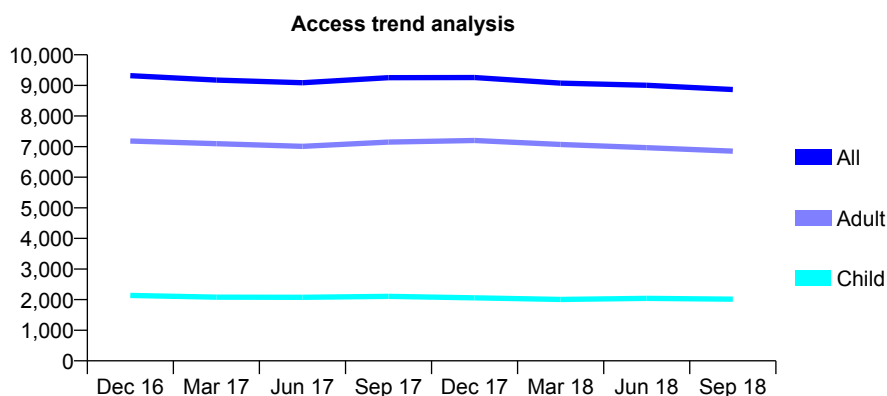
## Q57 - Vital Signs At a Glance Contract Report for 180394/0001 - September 2018

Name or company name	Great Knightleys Dental Clinic
Contract type name	GDS Contract
Purpose of contract	General
Contract start date	01/01/2014
Contract end date	

18/19 Contracted general activity (UDA)	36,655
Carry forward general activity (UDA)	0
18/19 Contracted orthodontic activity (UOA)	0
Carry forward orthodontic activity (UOA)	0
Baseline contract value	£1,122,388.23

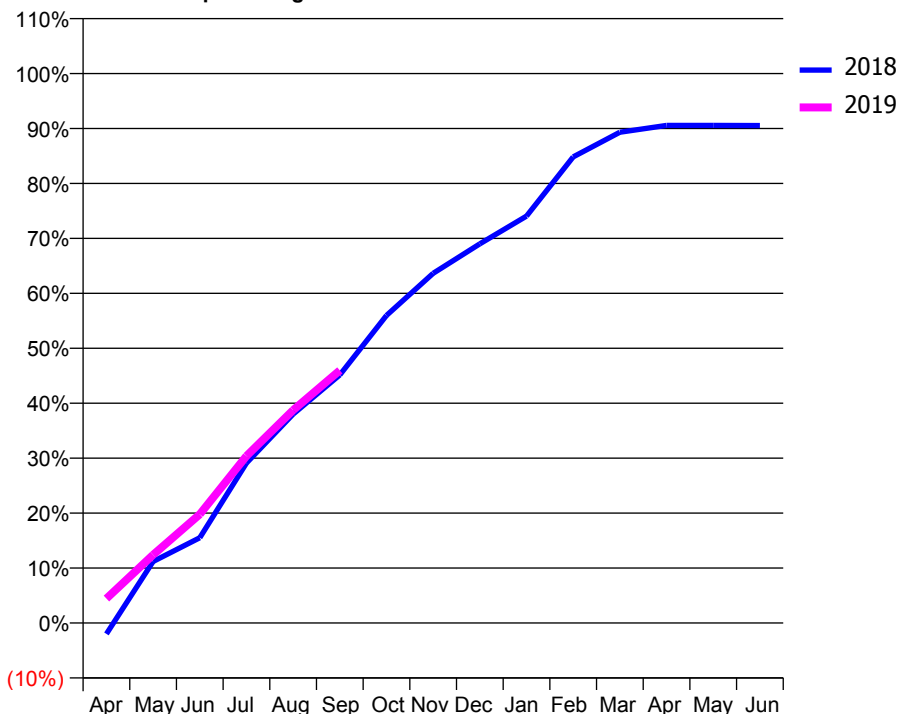
### ACCESS\*

Patients seen in 24 months	Total	Change since previous quarter
Quarter ending September 2017	9,253	
Quarter ending December 2017	9,258	→
Quarter ending March 2018	9,076	↓
Quarter ending June 2018	9,003	→
Quarter ending September 2018	8,866	↓
<b>Variance since September 2017</b>	<b>(4.2%)</b>	<b>↓</b>



### ACTIVITY

Cumulative percentage of contracted UDA delivered 2018 & 2019



Month	Adjusted Scheduled Activity (UDA)	
	2018	2019
April	-733	1,630
May	4,103	4,549
June	5,687	7,250
July	10,671	11,145
August	13,937	14,197
September	16,549	16,849
October	20,513	
November	23,328	
December	25,297	
January	27,143	
February	31,089	
March	32,740	
April	33,193	
May	33,189	
June	33,186	

### QUALITY

	Quantity	Base Number	Contract	AT	Region	England
% of FP17s for the same patient ID Re-attending within 3 months - Children	95	1,142	8.3%	10.0%	11.4%	11.6%
% of FP17s for the same patient ID Re-attending within 3 months - Adults	771	3,688	20.9%	14.3%	15.0%	15.5%
% of FP17s for the same patient ID Re-attending between 3 & 9 months - Children	376	1,142	32.9%	56.4%	59.9%	58.8%
% of FP17s for the same patient ID Re-attending between 3 & 9 months - Adults	725	3,688	19.7%	50.1%	52.0%	51.1%
% of FP17s for Band 1 Urgent Courses	769	4,657	16.5%	8.5%	8.0%	9.0%
% of FP17s Relating to Free Repair or Replacements	86	4,657	1.8%	0.7%	0.8%	0.8%
% of FP17s Relating to Continuations	210	4,657	4.5%	0.9%	0.9%	0.9%
% of Patients satisfied with the dentistry they have received	9	9	N/A	92.9%	93.5%	93.3%
% of Patients satisfied with the time they had to wait for an appointment	8	9	N/A	89.3%	89.1%	88.9%

\* This is based on patients treated on this contract for their most recent course of treatment. Figures in italics indicate the base number of FP17s or Patient Questionnaire responses are less than 100. N/A is shown where the base number of responses is less than 10 during the period. % is calculated as Quantity/Base number\*100

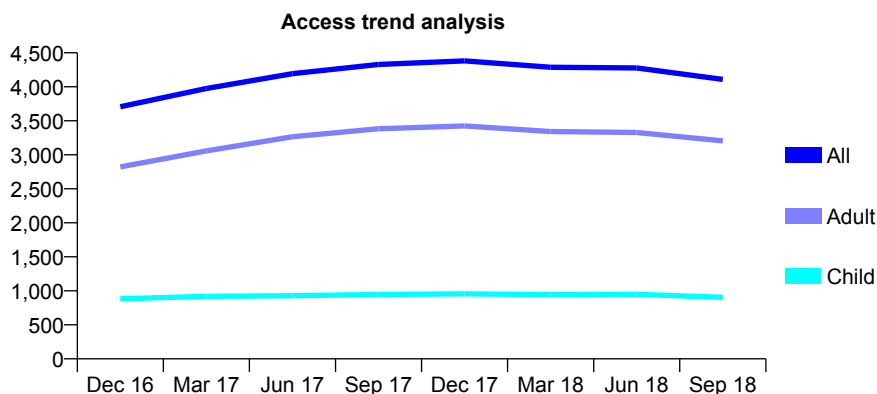
## Q57 - Vital Signs At a Glance Contract Report for 181099/0001 - September 2018

Name or company name	Lemar, Lemar & Finn
Contract type name	GDS Contract
Purpose of contract	General
Contract start date	01/12/2015
Contract end date	

18/19 Contracted general activity (UDA)	12,450
Carry forward general activity (UDA)	0
18/19 Contracted orthodontic activity (UOA)	0
Carry forward orthodontic activity (UOA)	0
Baseline contract value	£287,555.83

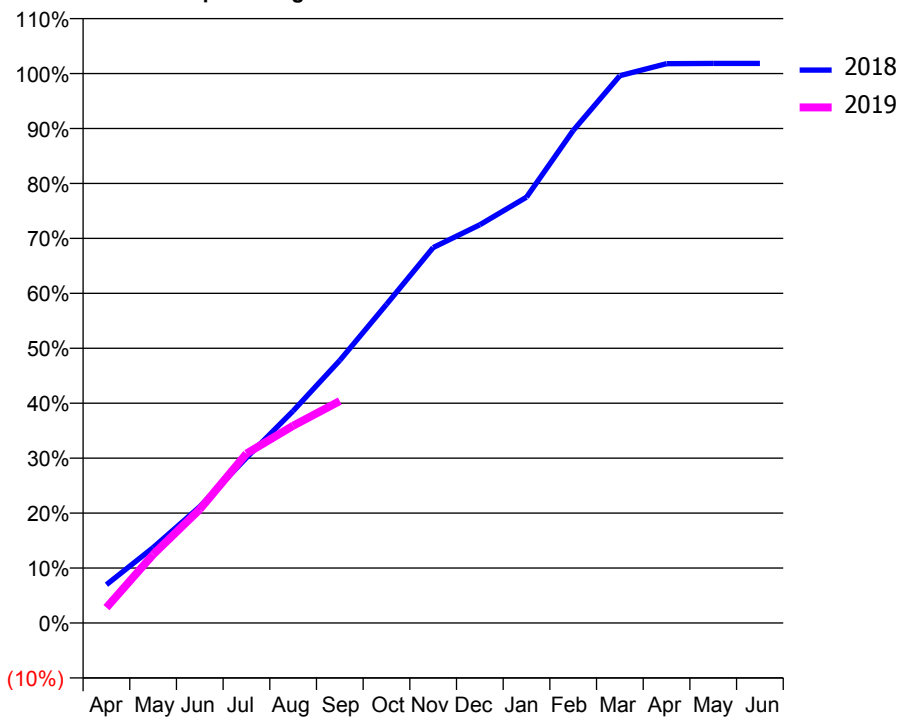
### ACCESS\*

Patients seen in 24 months	Total	Change since previous quarter
Quarter ending September 2017	4,329	
Quarter ending December 2017	4,381	→
Quarter ending March 2018	4,287	↓
Quarter ending June 2018	4,277	→
Quarter ending September 2018	4,109	↓
<b>Variance since September 2017</b>	<b>(5.1%)</b>	<b>↓</b>



### ACTIVITY

Cumulative percentage of contracted UDA delivered 2018 & 2019



Month	Adjusted Scheduled Activity (UDA)	
	2018	2019
April	869	348
May	1,710	1,550
June	2,636	2,575
July	3,745	3,838
August	4,805	4,470
September	5,951	5,030
October	7,220	
November	8,507	
December	9,024	
January	9,650	
February	11,160	
March	12,400	
April	12,671	
May	12,679	
June	12,679	

### QUALITY

	Quantity	Base Number	Contract	AT	Region	England
% of FP17s for the same patient ID Re-attending within 3 months - Children	25	559	4.5%	10.0%	11.4%	11.6%
% of FP17s for the same patient ID Re-attending within 3 months - Adults	213	1,876	11.4%	14.3%	15.0%	15.5%
% of FP17s for the same patient ID Re-attending between 3 & 9 months - Children	297	559	53.1%	56.4%	59.9%	58.8%
% of FP17s for the same patient ID Re-attending between 3 & 9 months - Adults	1,007	1,876	53.7%	50.1%	52.0%	51.1%
% of FP17s for Band 1 Urgent Courses	115	2,260	5.1%	8.5%	8.0%	9.0%
% of FP17s Relating to Free Repair or Replacements	6	2,260	0.3%	0.7%	0.8%	0.8%
% of FP17s Relating to Continuations	59	2,260	2.6%	0.9%	0.9%	0.9%
% of Patients satisfied with the dentistry they have received	2	2	N/A	92.9%	93.5%	93.3%
% of Patients satisfied with the time they had to wait for an appointment	2	2	N/A	89.3%	89.1%	88.9%

\* This is based on patients treated on this contract for their most recent course of treatment. Figures in italics indicate the base number of FP17s or Patient Questionnaire responses are less than 100. N/A is shown where the base number of responses is less than 10 during the period. % is calculated as Quantity/Base number\*100

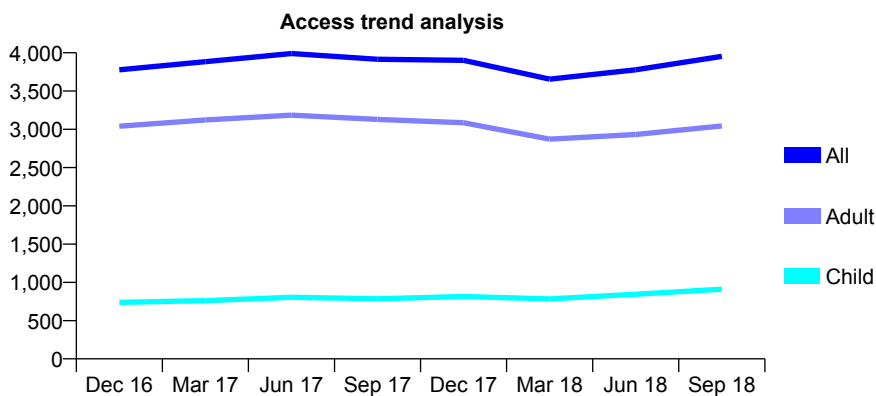
## Q57 - Vital Signs At a Glance Contract Report for 181226/0001 - September 2018

Name or company name	Valley Dental Practice
Contract type name	GDS Contract
Purpose of contract	General
Contract start date	01/07/2012
Contract end date	

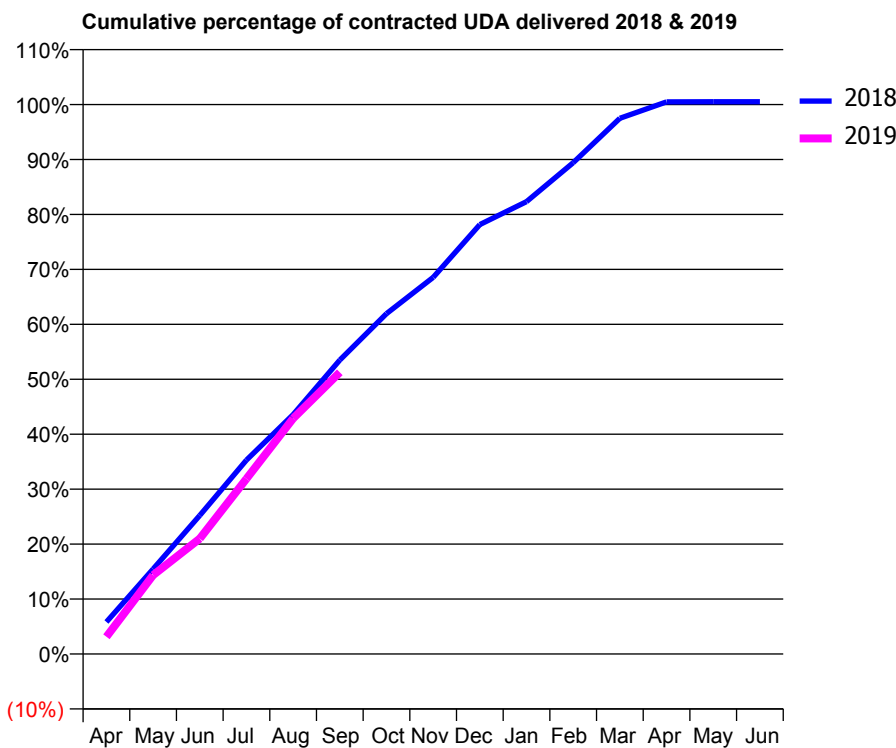
18/19 Contracted general activity (UDA)	8,028
Carry forward general activity (UDA)	0
18/19 Contracted orthodontic activity (UOA)	0
Carry forward orthodontic activity (UOA)	0
Baseline contract value	£181,423.67

### ACCESS\*

Patients seen in 24 months	Total	Change since previous quarter
Quarter ending September 2017	3,916	
Quarter ending December 2017	3,901	→
Quarter ending March 2018	3,655	↓
Quarter ending June 2018	3,778	↑
Quarter ending September 2018	3,954	↑
<b>Variance since September 2017</b>	<b>1.0%</b>	<b>→</b>



### ACTIVITY



Month	Adjusted Scheduled Activity (UDA)	
	2018	2019
April	468	252
May	1,242	1,152
June	2,025	1,687
July	2,834	2,562
August	3,498	3,442
September	4,295	4,115
October	4,974	
November	5,503	
December	6,274	
January	6,609	
February	7,178	
March	7,826	
April	8,067	
May	8,068	
June	8,068	

### QUALITY

	Quantity	Base Number	Contract	AT	Region	England
% of FP17s for the same patient ID Re-attending within 3 months - Children	40	679	5.9%	10.0%	11.4%	11.6%
% of FP17s for the same patient ID Re-attending within 3 months - Adults	177	1,998	8.9%	14.3%	15.0%	15.5%
% of FP17s for the same patient ID Re-attending between 3 & 9 months - Children	255	679	37.6%	56.4%	59.9%	58.8%
% of FP17s for the same patient ID Re-attending between 3 & 9 months - Adults	754	1,998	37.7%	50.1%	52.0%	51.1%
% of FP17s for Band 1 Urgent Courses	195	2,376	8.2%	8.5%	8.0%	9.0%
% of FP17s Relating to Free Repair or Replacements	13	2,376	0.5%	0.7%	0.8%	0.8%
% of FP17s Relating to Continuations	9	2,376	0.4%	0.9%	0.9%	0.9%
% of Patients satisfied with the dentistry they have received	1	1	N/A	92.9%	93.5%	93.3%
% of Patients satisfied with the time they had to wait for an appointment	1	1	N/A	89.3%	89.1%	88.9%

\* This is based on patients treated on this contract for their most recent course of treatment. Figures in italics indicate the base number of FP17s or Patient Questionnaire responses are less than 100. N/A is shown where the base number of responses is less than 10 during the period. % is calculated as Quantity/Base number\*100

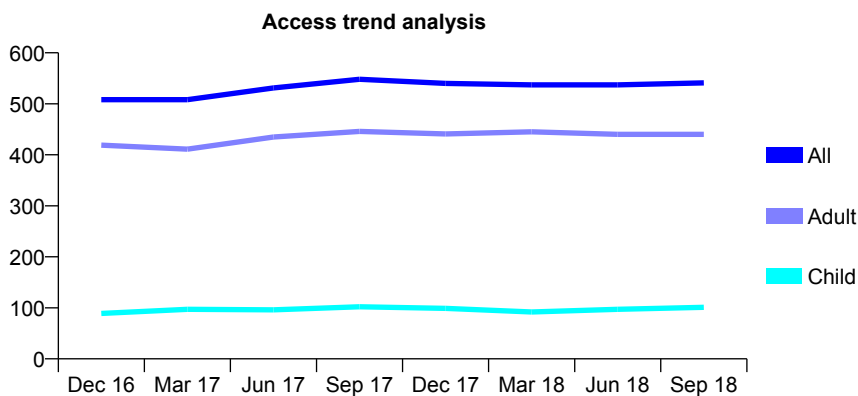
## Q57 - Vital Signs At a Glance Contract Report for 181226/0003 - September 2018

Name or company name	Valley Dental Practice
Contract type name	GDS Contract
Purpose of contract	General
Contract start date	01/07/2012
Contract end date	

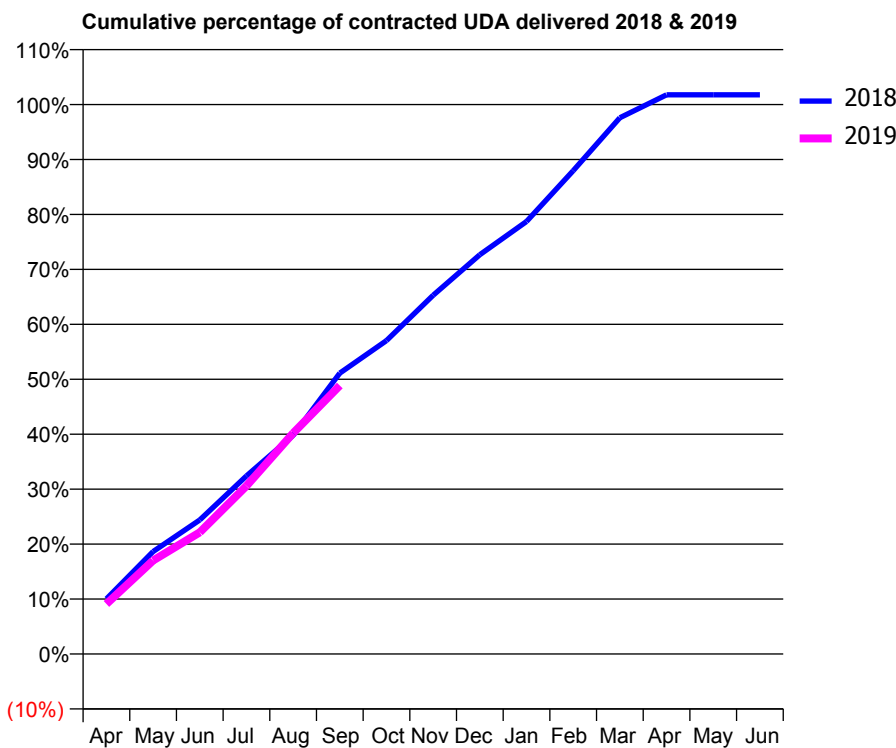
18/19 Contracted general activity (UDA)	1,279
Carry forward general activity (UDA)	0
18/19 Contracted orthodontic activity (UOA)	0
Carry forward orthodontic activity (UOA)	0
Baseline contract value	£29,008.83

### ACCESS\*

Patients seen in 24 months	Total	Change since previous quarter
Quarter ending September 2017	548	
Quarter ending December 2017	540	↓
Quarter ending March 2018	537	→
Quarter ending June 2018	537	→
Quarter ending September 2018	541	→
<b>Variance since September 2017</b>	<b>(1.3%)</b>	<b>↓</b>



### ACTIVITY



Adjusted Scheduled Activity (UDA)		
Month	2018	2019
April	128	116
May	239	218
June	312	283
July	415	391
August	509	514
September	654	625
October	729	
November	835	
December	929	
January	1,007	
February	1,125	
March	1,248	
April	1,302	
May	1,302	
June	1,302	

### QUALITY

	Quantity	Base Number	Contract	AT	Region	England
% of FP17s for the same patient ID Re-attending within 3 months - Children	1	78	1.3%	10.0%	11.4%	11.6%
% of FP17s for the same patient ID Re-attending within 3 months - Adults	12	257	4.7%	14.3%	15.0%	15.5%
% of FP17s for the same patient ID Re-attending between 3 & 9 months - Children	28	78	35.9%	56.4%	59.9%	58.8%
% of FP17s for the same patient ID Re-attending between 3 & 9 months - Adults	64	257	24.9%	50.1%	52.0%	51.1%
% of FP17s for Band 1 Urgent Courses	14	305	4.6%	8.5%	8.0%	9.0%
% of FP17s Relating to Free Repair or Replacements	2	305	0.7%	0.7%	0.8%	0.8%
% of FP17s Relating to Continuations	1	305	0.3%	0.9%	0.9%	0.9%
% of Patients satisfied with the dentistry they have received	0	0	N/A	92.9%	93.5%	93.3%
% of Patients satisfied with the time they had to wait for an appointment	0	0	N/A	89.3%	89.1%	88.9%

\* This is based on patients treated on this contract for their most recent course of treatment. Figures in italics indicate the base number of FP17s or Patient Questionnaire responses are less than 100. N/A is shown where the base number of responses is less than 10 during the period. % is calculated as Quantity/Base number\*100



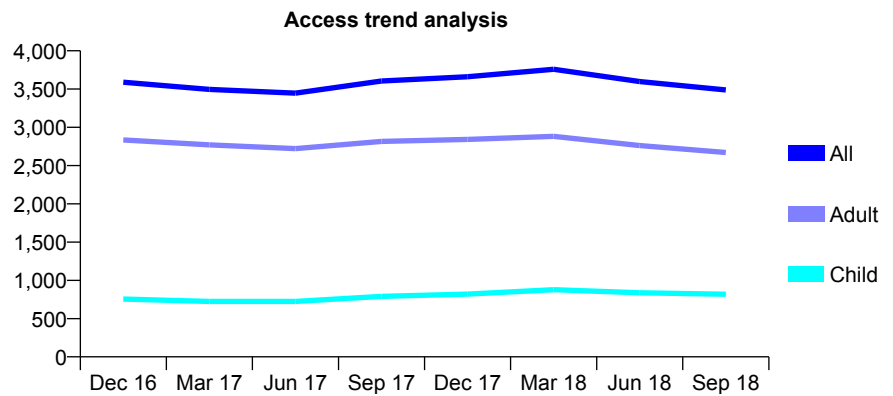
## Q57 - Vital Signs At a Glance Contract Report for 181226/0004 - September 2018

Name or company name	Valley Dental Practice
Contract type name	GDS Contract
Purpose of contract	General
Contract start date	01/07/2012
Contract end date	

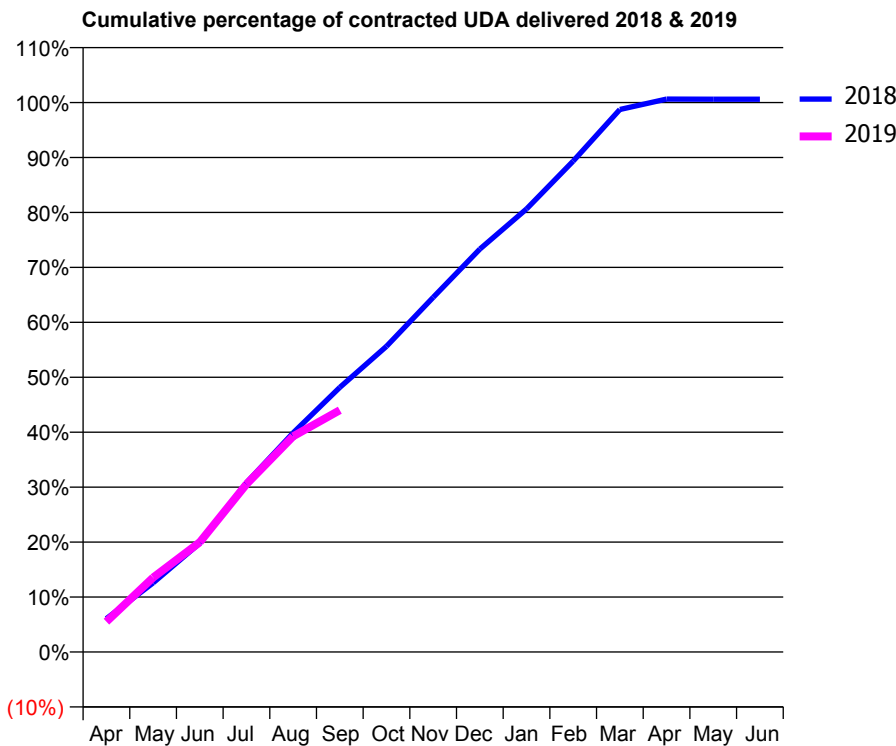
18/19 Contracted general activity (UDA)	9,238
Carry forward general activity (UDA)	0
18/19 Contracted orthodontic activity (UOA)	0
Carry forward orthodontic activity (UOA)	0
Baseline contract value	£197,734.14

### ACCESS\*

Patients seen in 24 months	Total	Change since previous quarter
Quarter ending September 2017	3,605	
Quarter ending December 2017	3,661	→
Quarter ending March 2018	3,759	↑
Quarter ending June 2018	3,599	↓
Quarter ending September 2018	3,489	↓
<b>Variance since September 2017</b>	<b>(3.2%)</b>	<b>↓</b>



### ACTIVITY



Month	Adjusted Scheduled Activity (UDA)	
	2018	2019
April	561	510
May	1,163	1,251
June	1,829	1,845
July	2,846	2,822
August	3,685	3,625
September	4,448	4,066
October	5,140	
November	5,961	
December	6,773	
January	7,448	
February	8,253	
March	9,120	
April	9,295	
May	9,293	
June	9,294	

### QUALITY

	Quantity	Base Number	Contract	AT	Region	England
% of FP17s for the same patient ID Re-attending within 3 months - Children	17	568	3.0%	10.0%	11.4%	11.6%
% of FP17s for the same patient ID Re-attending within 3 months - Adults	64	1,485	4.3%	14.3%	15.0%	15.5%
% of FP17s for the same patient ID Re-attending between 3 & 9 months - Children	302	568	53.2%	56.4%	59.9%	58.8%
% of FP17s for the same patient ID Re-attending between 3 & 9 months - Adults	828	1,485	55.8%	50.1%	52.0%	51.1%
% of FP17s for Band 1 Urgent Courses	40	1,982	2.0%	8.5%	8.0%	9.0%
% of FP17s Relating to Free Repair or Replacements	13	1,982	0.7%	0.7%	0.8%	0.8%
% of FP17s Relating to Continuations	7	1,982	0.4%	0.9%	0.9%	0.9%
% of Patients satisfied with the dentistry they have received	3	4	N/A	92.9%	93.5%	93.3%
% of Patients satisfied with the time they had to wait for an appointment	3	4	N/A	89.3%	89.1%	88.9%

\* This is based on patients treated on this contract for their most recent course of treatment. Figures in italics indicate the base number of FP17s or Patient Questionnaire responses are less than 100. N/A is shown where the base number of responses is less than 10 during the period. % is calculated as Quantity/Base number\*100

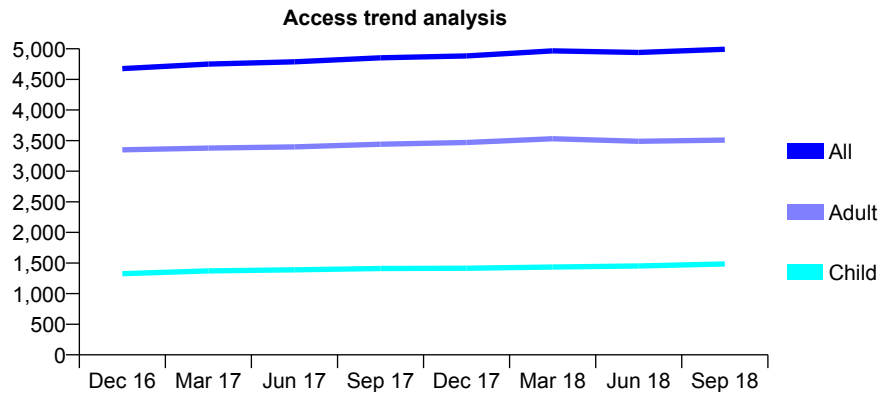
## Q57 - Vital Signs At a Glance Contract Report for 184160/0001 - September 2018

Name or company name	S K Pomfret & C Farrell
Contract type name	GDS Contract
Purpose of contract	General
Contract start date	01/02/2008
Contract end date	

18/19 Contracted general activity (UDA)	14,896
Carry forward general activity (UDA)	0
18/19 Contracted orthodontic activity (UOA)	0
Carry forward orthodontic activity (UOA)	0
Baseline contract value	£342,839.96

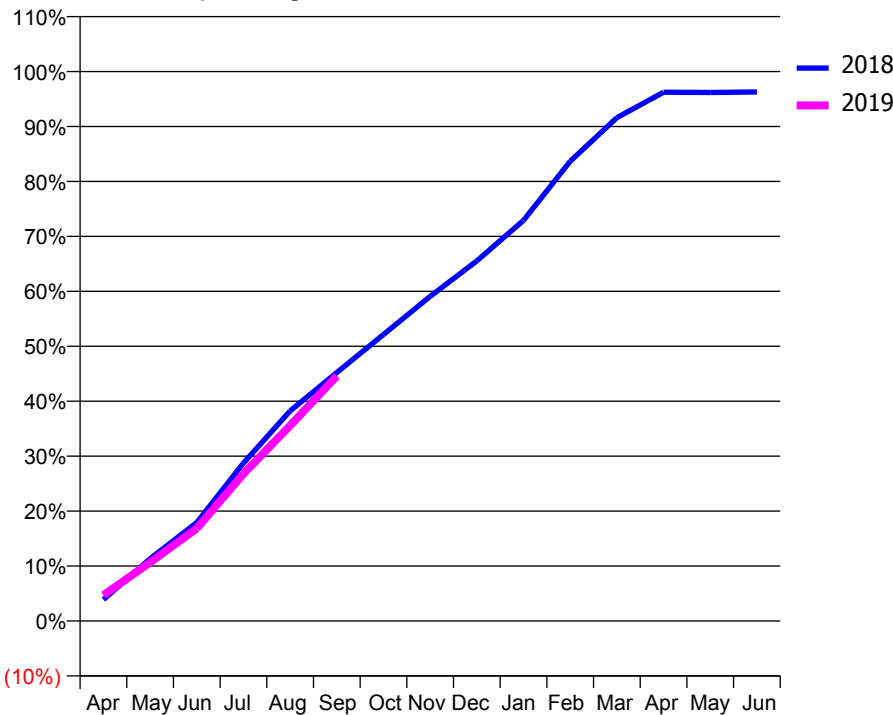
### ACCESS\*

Patients seen in 24 months	Total	Change since previous quarter
Quarter ending September 2017	4,853	
Quarter ending December 2017	4,884	→
Quarter ending March 2018	4,966	→
Quarter ending June 2018	4,941	→
Quarter ending September 2018	4,993	→
<b>Variance since September 2017</b>	<b>2.9%</b>	<b>↑</b>



### ACTIVITY

Cumulative percentage of contracted UDA delivered 2018 & 2019



Month	Adjusted Scheduled Activity (UDA)	
	2018	2019
April	581	700
May	1,690	1,587
June	2,670	2,510
July	4,280	3,993
August	5,694	5,298
September	6,736	6,644
October	7,766	
November	8,801	
December	9,761	
January	10,862	
February	12,464	
March	13,646	
April	14,334	
May	14,329	
June	14,342	

### QUALITY

	Quantity	Base Number	Contract	AT	Region	England
% of FP17s for the same patient ID Re-attending within 3 months - Children	65	1,208	5.4%	10.0%	11.4%	11.6%
% of FP17s for the same patient ID Re-attending within 3 months - Adults	318	2,629	12.1%	14.3%	15.0%	15.5%
% of FP17s for the same patient ID Re-attending between 3 & 9 months - Children	829	1,208	68.6%	56.4%	59.9%	58.8%
% of FP17s for the same patient ID Re-attending between 3 & 9 months - Adults	1,571	2,629	59.8%	50.1%	52.0%	51.1%
% of FP17s for Band 1 Urgent Courses	194	3,522	5.5%	8.5%	8.0%	9.0%
% of FP17s Relating to Free Repair or Replacements	22	3,522	0.6%	0.7%	0.8%	0.8%
% of FP17s Relating to Continuations	22	3,522	0.6%	0.9%	0.9%	0.9%
% of Patients satisfied with the dentistry they have received	3	3	N/A	92.9%	93.5%	93.3%
% of Patients satisfied with the time they had to wait for an appointment	3	3	N/A	89.3%	89.1%	88.9%

\* This is based on patients treated on this contract for their most recent course of treatment. Figures in italics indicate the base number of FP17s or Patient Questionnaire responses are less than 100. N/A is shown where the base number of responses is less than 10 during the period. % is calculated as Quantity/Base number\*100

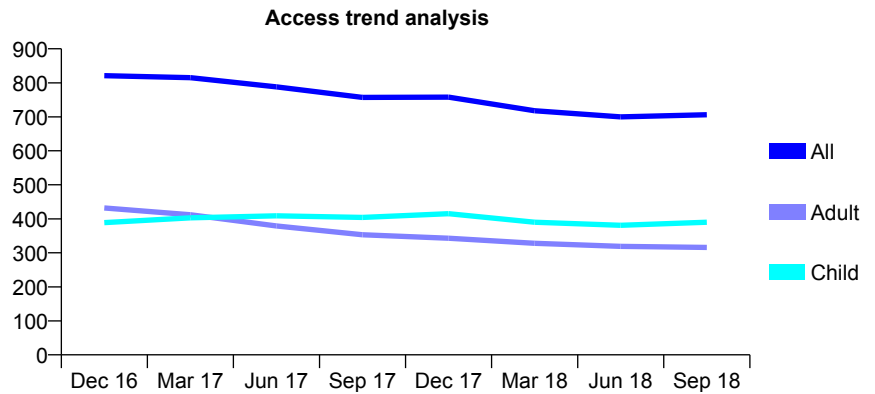
## Q57 - Vital Signs At a Glance Contract Report for 185264/0001 - September 2018

Name or company name	Whitehouse Dental Practice
Contract type name	GDS Contract
Purpose of contract	General
Contract start date	17/10/2012
Contract end date	

18/19 Contracted general activity (UDA)	2,138
Carry forward general activity (UDA)	0
18/19 Contracted orthodontic activity (UOA)	0
Carry forward orthodontic activity (UOA)	0
Baseline contract value	£50,670.92

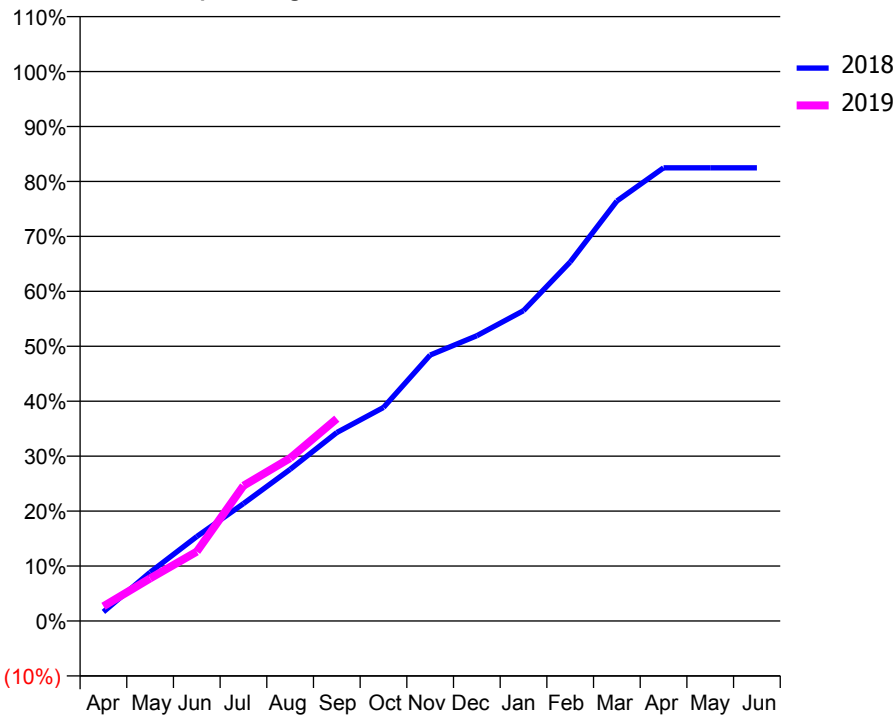
### ACCESS\*

Patients seen in 24 months	Total	Change since previous quarter
Quarter ending September 2017	757	
Quarter ending December 2017	758	→
Quarter ending March 2018	718	↓
Quarter ending June 2018	700	↓
Quarter ending September 2018	706	→
<b>Variance since September 2017</b>	<b>(6.7%)</b>	<b>↓</b>



### ACTIVITY

Cumulative percentage of contracted UDA delivered 2018 & 2019



Adjusted Scheduled Activity (UDA)		
Month	2018	2019
April	36	57
May	189	166
June	329	270
July	457	526
August	590	634
September	733	787
October	831	
November	1,035	
December	1,110	
January	1,208	
February	1,397	
March	1,634	
April	1,763	
May	1,763	
June	1,763	

### QUALITY

	Quantity	Base Number	Contract	AT	Region	England
% of FP17s for the same patient ID Re-attending within 3 months - Children	30	272	11.0%	10.0%	11.4%	11.6%
% of FP17s for the same patient ID Re-attending within 3 months - Adults	17	161	10.6%	14.3%	15.0%	15.5%
% of FP17s for the same patient ID Re-attending between 3 & 9 months - Children	133	272	48.9%	56.4%	59.9%	58.8%
% of FP17s for the same patient ID Re-attending between 3 & 9 months - Adults	63	161	39.1%	50.1%	52.0%	51.1%
% of FP17s for Band 1 Urgent Courses	22	398	5.5%	8.5%	8.0%	9.0%
% of FP17s Relating to Free Repair or Replacements	0	398	0.0%	0.7%	0.8%	0.8%
% of FP17s Relating to Continuations	0	398	0.0%	0.9%	0.9%	0.9%
% of Patients satisfied with the dentistry they have received	0	0	N/A	92.9%	93.5%	93.3%
% of Patients satisfied with the time they had to wait for an appointment	0	0	N/A	89.3%	89.1%	88.9%

\* This is based on patients treated on this contract for their most recent course of treatment. Figures in italics indicate the base number of FP17s or Patient Questionnaire responses are less than 100. N/A is shown where the base number of responses is less than 10 during the period. % is calculated as Quantity/Base number\*100

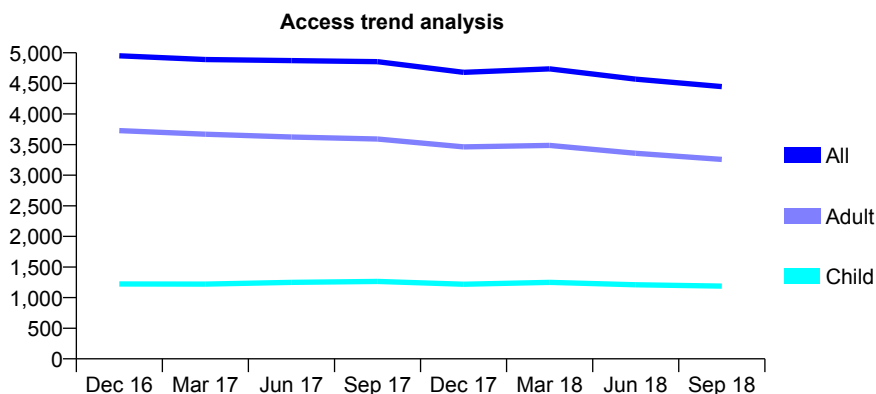
## Q57 - Vital Signs At a Glance Contract Report for 187437/0001 - September 2018

Name or company name	Mr H Dhamu and Mr G V Mathew
Contract type name	GDS Contract
Purpose of contract	General
Contract start date	01/12/2013
Contract end date	

18/19 Contracted general activity (UDA)	12,000
Carry forward general activity (UDA)	0
18/19 Contracted orthodontic activity (UOA)	0
Carry forward orthodontic activity (UOA)	0
Baseline contract value	£291,181.38

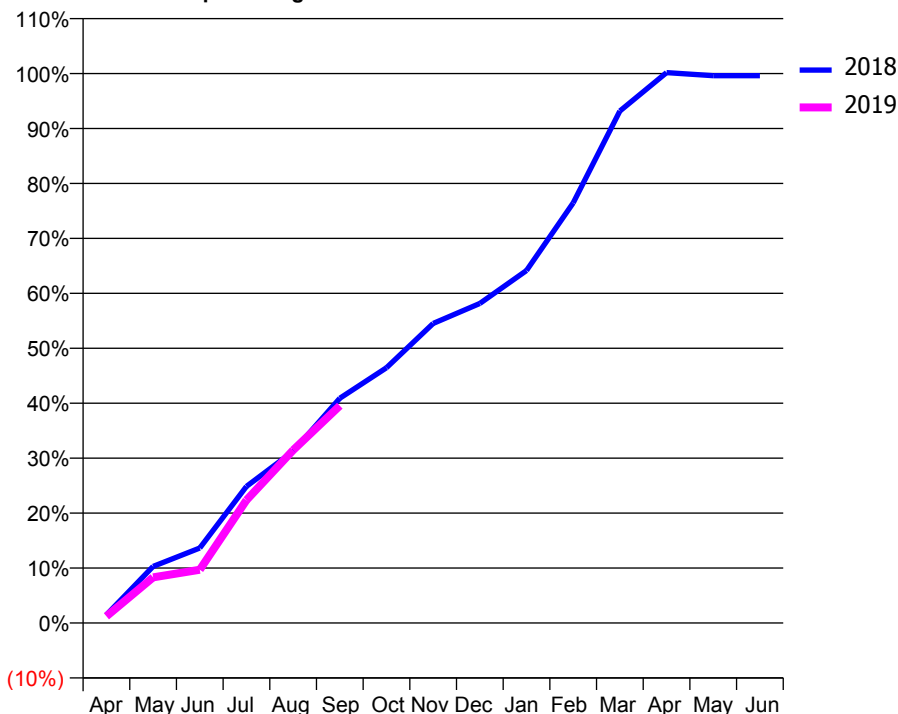
### ACCESS\*

Patients seen in 24 months	Total	Change since previous quarter
Quarter ending September 2017	4,856	
Quarter ending December 2017	4,681	↓
Quarter ending March 2018	4,738	→
Quarter ending June 2018	4,570	↓
Quarter ending September 2018	4,447	↓
<b>Variance since September 2017</b>	<b>(8.4%)</b>	<b>↓</b>



### ACTIVITY

Cumulative percentage of contracted UDA delivered 2018 & 2019



Adjusted Scheduled Activity (UDA)

Month	2018	2019
April	179	147
May	1,237	998
June	1,637	1,164
July	2,982	2,683
August	3,750	3,774
September	4,908	4,745
October	5,575	
November	6,541	
December	6,979	
January	7,697	
February	9,174	
March	11,182	
April	12,021	
May	11,952	
June	11,952	

### QUALITY

	Quantity	Base Number	Contract	AT	Region	England
% of FP17s for the same patient ID Re-attending within 3 months - Children	45	586	7.7%	10.0%	11.4%	11.6%
% of FP17s for the same patient ID Re-attending within 3 months - Adults	278	1,620	17.2%	14.3%	15.0%	15.5%
% of FP17s for the same patient ID Re-attending between 3 & 9 months - Children	300	586	51.2%	56.4%	59.9%	58.8%
% of FP17s for the same patient ID Re-attending between 3 & 9 months - Adults	667	1,620	41.2%	50.1%	52.0%	51.1%
% of FP17s for Band 1 Urgent Courses	291	2,012	14.5%	8.5%	8.0%	9.0%
% of FP17s Relating to Free Repair or Replacements	10	2,012	0.5%	0.7%	0.8%	0.8%
% of FP17s Relating to Continuations	8	2,012	0.4%	0.9%	0.9%	0.9%
% of Patients satisfied with the dentistry they have received	8	9	N/A	92.9%	93.5%	93.3%
% of Patients satisfied with the time they had to wait for an appointment	7	9	N/A	89.3%	89.1%	88.9%

\* This is based on patients treated on this contract for their most recent course of treatment. Figures in italics indicate the base number of FP17s or Patient Questionnaire responses are less than 100. N/A is shown where the base number of responses is less than 10 during the period. % is calculated as Quantity/Base number\*100

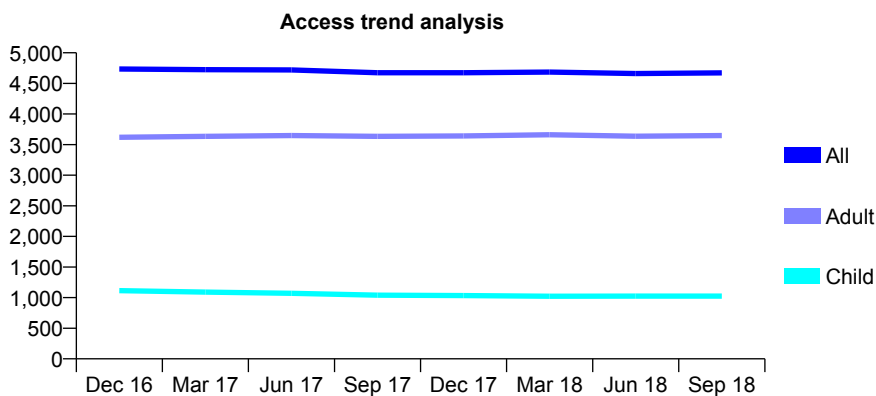
## Q57 - Vital Signs At a Glance Contract Report for 187984/0001 - September 2018

Name or company name	Serenity Dental Surgery Partnership
Contract type name	GDS Contract
Purpose of contract	General
Contract start date	01/04/2009
Contract end date	

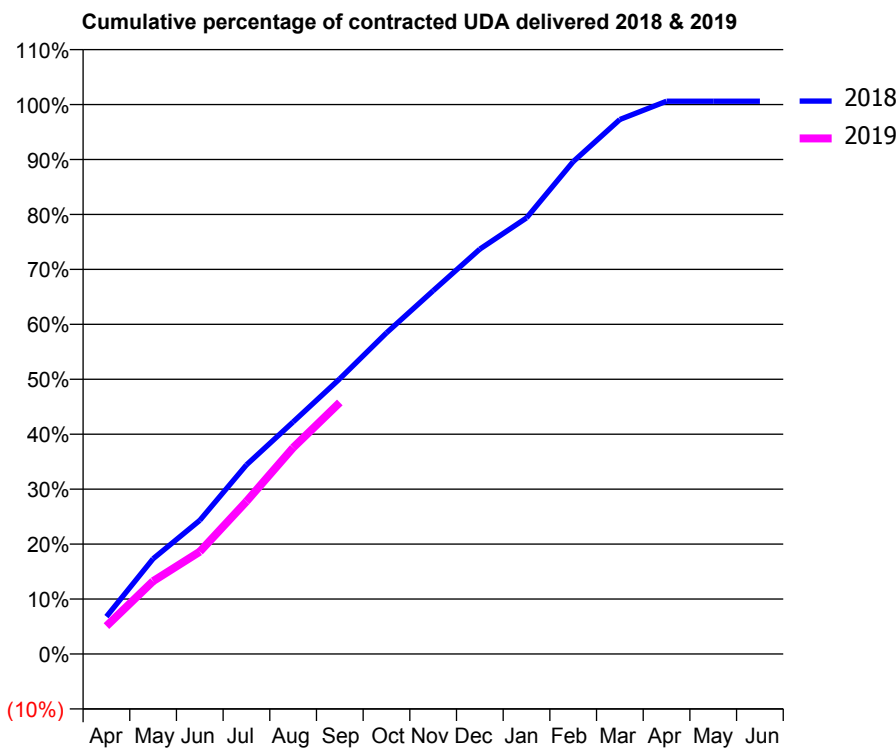
18/19 Contracted general activity (UDA)	14,354
Carry forward general activity (UDA)	0
18/19 Contracted orthodontic activity (UOA)	0
Carry forward orthodontic activity (UOA)	0
Baseline contract value	£424,823.67

### ACCESS\*

Patients seen in 24 months	Total	Change since previous quarter
Quarter ending September 2017	4,674	
Quarter ending December 2017	4,675	→
Quarter ending March 2018	4,685	→
Quarter ending June 2018	4,662	→
Quarter ending September 2018	4,672	→
<b>Variance since September 2017</b>	<b>(0.0%)</b>	→



### ACTIVITY



Month	Adjusted Scheduled Activity (UDA)	
	2018	2019
April	979	731
May	2,488	1,903
June	3,492	2,673
July	4,941	3,987
August	6,062	5,389
September	7,193	6,572
October	8,391	
November	9,491	
December	10,578	
January	11,392	
February	12,863	
March	13,963	
April	14,439	
May	14,439	
June	14,439	

### QUALITY

	Quantity	Base Number	Contract	AT	Region	England
% of FP17s for the same patient ID Re-attending within 3 months - Children	52	877	5.9%	10.0%	11.4%	11.6%
% of FP17s for the same patient ID Re-attending within 3 months - Adults	397	3,041	13.1%	14.3%	15.0%	15.5%
% of FP17s for the same patient ID Re-attending between 3 & 9 months - Children	584	877	66.6%	56.4%	59.9%	58.8%
% of FP17s for the same patient ID Re-attending between 3 & 9 months - Adults	2,103	3,041	69.2%	50.1%	52.0%	51.1%
% of FP17s for Band 1 Urgent Courses	166	3,693	4.5%	8.5%	8.0%	9.0%
% of FP17s Relating to Free Repair or Replacements	49	3,693	1.3%	0.7%	0.8%	0.8%
% of FP17s Relating to Continuations	33	3,693	0.9%	0.9%	0.9%	0.9%
% of Patients satisfied with the dentistry they have received	3	3	N/A	92.9%	93.5%	93.3%
% of Patients satisfied with the time they had to wait for an appointment	3	3	N/A	89.3%	89.1%	88.9%

\* This is based on patients treated on this contract for their most recent course of treatment. Figures in italics indicate the base number of FP17s or Patient Questionnaire responses are less than 100. N/A is shown where the base number of responses is less than 10 during the period. % is calculated as Quantity/Base number\*100

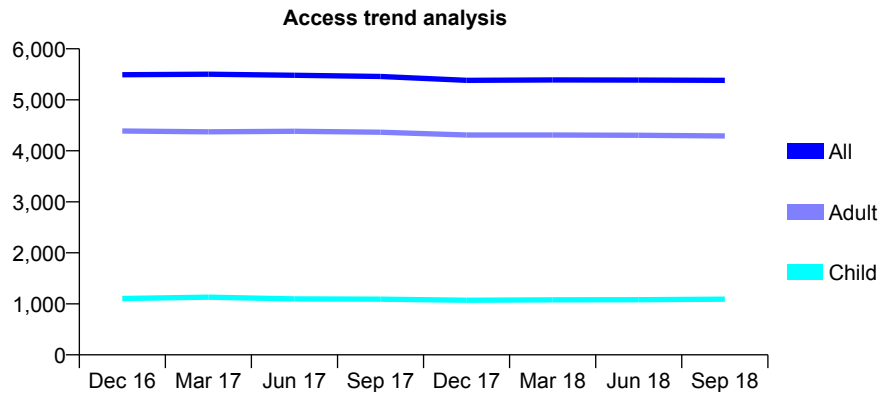
## Q57 - Vital Signs At a Glance Contract Report for 188018/0001 - September 2018

Name or company name	Messrs. Lee & Perera
Contract type name	GDS Contract
Purpose of contract	General
Contract start date	01/04/2008
Contract end date	

18/19 Contracted general activity (UDA)	15,000
Carry forward general activity (UDA)	0
18/19 Contracted orthodontic activity (UOA)	0
Carry forward orthodontic activity (UOA)	0
Baseline contract value	£452,737.53

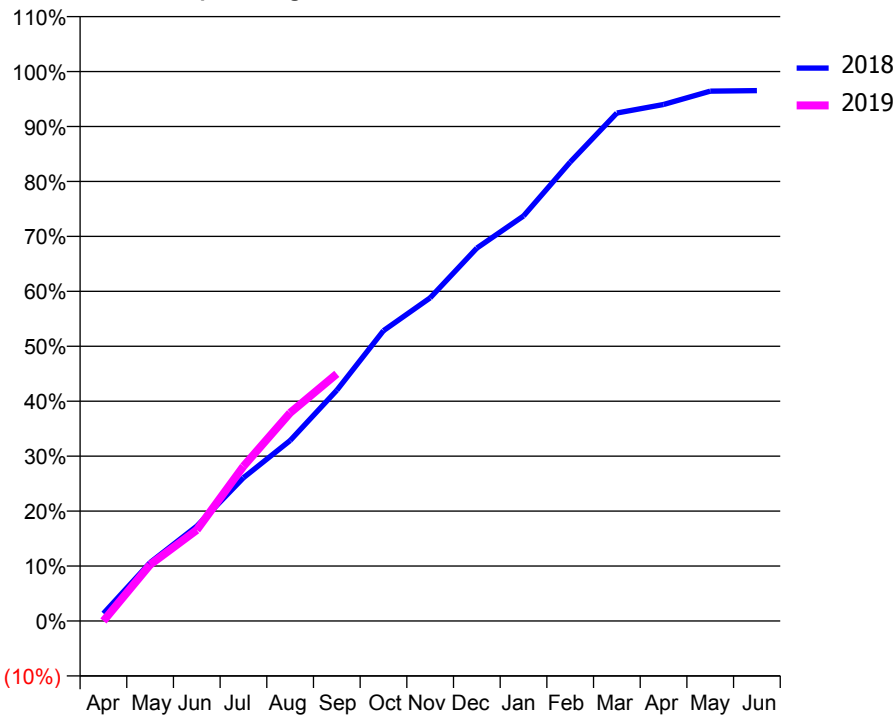
### ACCESS\*

Patients seen in 24 months	Total	Change since previous quarter
Quarter ending September 2017	5,457	
Quarter ending December 2017	5,382	↓
Quarter ending March 2018	5,389	→
Quarter ending June 2018	5,387	→
Quarter ending September 2018	5,383	→
<b>Variance since September 2017</b>	<b>(1.4%)</b>	<b>↓</b>



### ACTIVITY

Cumulative percentage of contracted UDA delivered 2018 & 2019



Month	Adjusted Scheduled Activity (UDA)	
	2018	2019
April	204	0
May	1,597	1,537
June	2,590	2,484
July	3,911	4,223
August	4,926	5,685
September	6,299	6,748
October	7,928	
November	8,821	
December	10,179	
January	11,056	
February	12,529	
March	13,867	
April	14,098	
May	14,465	
June	14,477	

### QUALITY

	Quantity	Base Number	Contract	AT	Region	England
% of FP17s for the same patient ID Re-attending within 3 months - Children	66	991	6.7%	10.0%	11.4%	11.6%
% of FP17s for the same patient ID Re-attending within 3 months - Adults	391	2,786	14.0%	14.3%	15.0%	15.5%
% of FP17s for the same patient ID Re-attending between 3 & 9 months - Children	585	991	59.0%	56.4%	59.9%	58.8%
% of FP17s for the same patient ID Re-attending between 3 & 9 months - Adults	1,307	2,786	46.9%	50.1%	52.0%	51.1%
% of FP17s for Band 1 Urgent Courses	295	3,495	8.4%	8.5%	8.0%	9.0%
% of FP17s Relating to Free Repair or Replacements	15	3,495	0.4%	0.7%	0.8%	0.8%
% of FP17s Relating to Continuations	52	3,495	1.5%	0.9%	0.9%	0.9%
% of Patients satisfied with the dentistry they have received	5	6	N/A	92.9%	93.5%	93.3%
% of Patients satisfied with the time they had to wait for an appointment	6	6	N/A	89.3%	89.1%	88.9%

\* This is based on patients treated on this contract for their most recent course of treatment. Figures in italics indicate the base number of FP17s or Patient Questionnaire responses are less than 100. N/A is shown where the base number of responses is less than 10 during the period. % is calculated as Quantity/Base number\*100

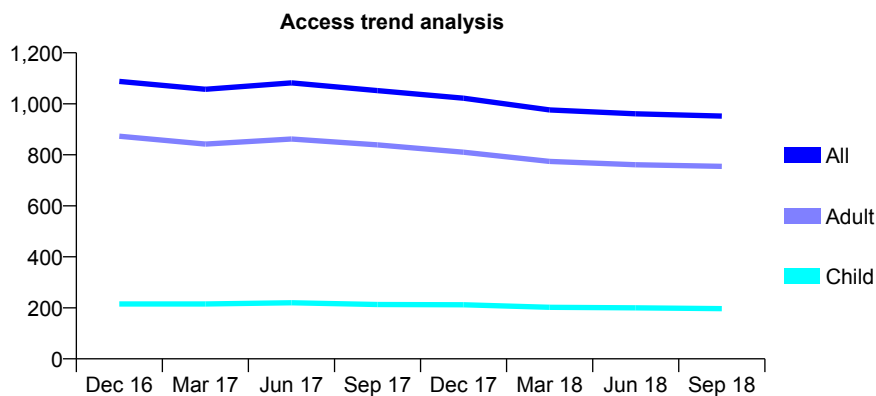
## Q57 - Vital Signs At a Glance Contract Report for 188190/0001 - September 2018

Name or company name	J & S Essex
Contract type name	GDS Contract
Purpose of contract	General
Contract start date	01/11/2008
Contract end date	

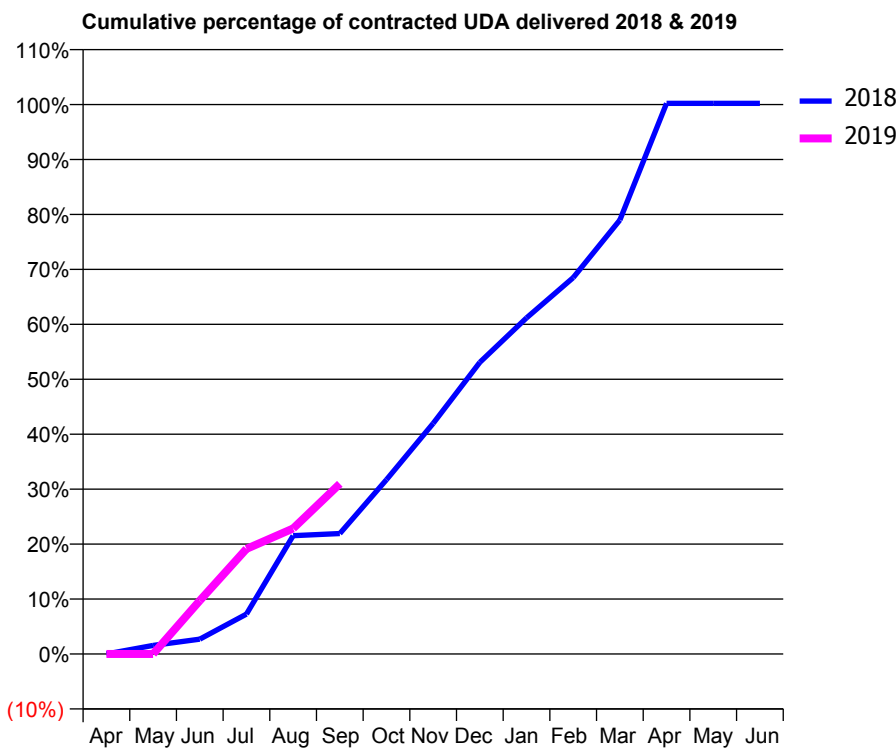
18/19 Contracted general activity (UDA)	4,000
Carry forward general activity (UDA)	0
18/19 Contracted orthodontic activity (UOA)	0
Carry forward orthodontic activity (UOA)	0
Baseline contract value	£94,947.24

### ACCESS\*

Patients seen in 24 months	Total	Change since previous quarter
Quarter ending September 2017	1,052	
Quarter ending December 2017	1,022	↓
Quarter ending March 2018	976	↓
Quarter ending June 2018	961	↓
Quarter ending September 2018	952	→
<b>Variance since September 2017</b>	<b>(9.5%)</b>	<b>↓</b>



### ACTIVITY



Month	Adjusted Scheduled Activity (UDA)	
	2018	2019
April	0	0
May	63	0
June	108	388
July	291	765
August	861	914
September	877	1,239
October	1,269	
November	1,679	
December	2,123	
January	2,447	
February	2,740	
March	3,159	
April	4,008	
May	4,008	
June	4,008	

### QUALITY

	Quantity	Base Number	Contract	AT	Region	England
% of FP17s for the same patient ID Re-attending within 3 months - Children	6	122	4.9%	10.0%	11.4%	11.6%
% of FP17s for the same patient ID Re-attending within 3 months - Adults	87	480	18.1%	14.3%	15.0%	15.5%
% of FP17s for the same patient ID Re-attending between 3 & 9 months - Children	51	122	41.8%	56.4%	59.9%	58.8%
% of FP17s for the same patient ID Re-attending between 3 & 9 months - Adults	212	480	44.2%	50.1%	52.0%	51.1%
% of FP17s for Band 1 Urgent Courses	22	432	5.1%	8.5%	8.0%	9.0%
% of FP17s Relating to Free Repair or Replacements	3	432	0.7%	0.7%	0.8%	0.8%
% of FP17s Relating to Continuations	2	432	0.5%	0.9%	0.9%	0.9%
% of Patients satisfied with the dentistry they have received	1	1	N/A	92.9%	93.5%	93.3%
% of Patients satisfied with the time they had to wait for an appointment	1	1	N/A	89.3%	89.1%	88.9%

\* This is based on patients treated on this contract for their most recent course of treatment. Figures in italics indicate the base number of FP17s or Patient Questionnaire responses are less than 100. N/A is shown where the base number of responses is less than 10 during the period. % is calculated as Quantity/Base number\*100

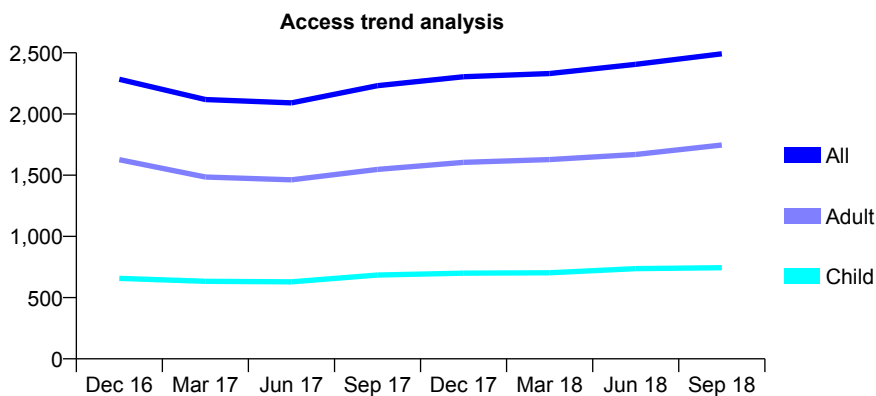
## Q57 - Vital Signs At a Glance Contract Report for 188654/0001 - September 2018

Name or company name	Julie Sutton & James Nelson
Contract type name	GDS Contract
Purpose of contract	General
Contract start date	01/05/2014
Contract end date	

18/19 Contracted general activity (UDA)	6,031
Carry forward general activity (UDA)	0
18/19 Contracted orthodontic activity (UOA)	0
Carry forward orthodontic activity (UOA)	0
Baseline contract value	£151,956.63

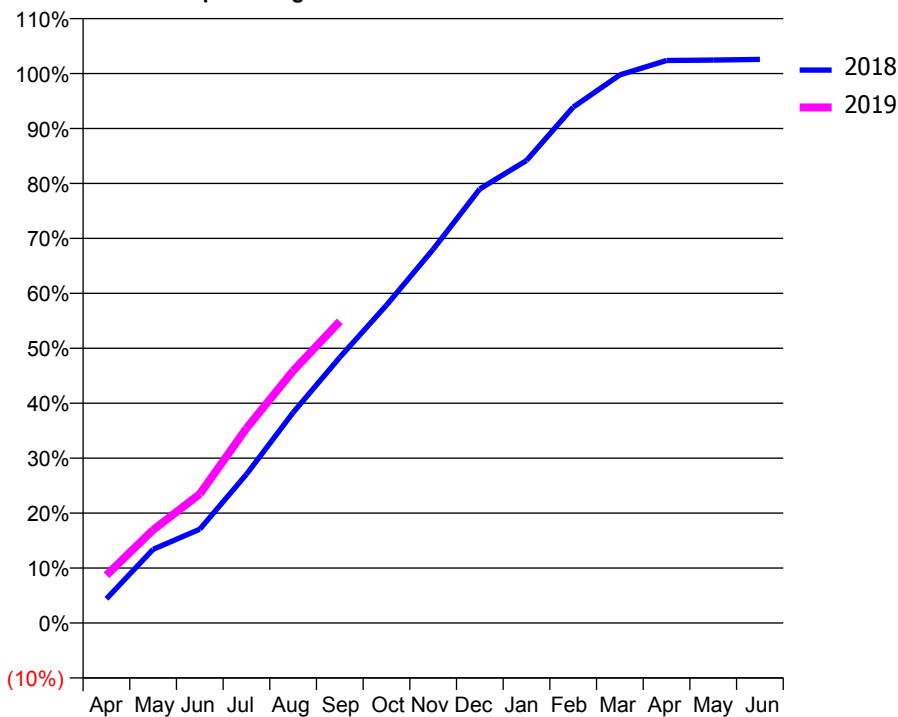
### ACCESS\*

Patients seen in 24 months	Total	Change since previous quarter
Quarter ending September 2017	2,232	
Quarter ending December 2017	2,305	↑
Quarter ending March 2018	2,331	→
Quarter ending June 2018	2,406	↑
Quarter ending September 2018	2,492	↑
<b>Variance since September 2017</b>	<b>11.6%</b>	<b>↑</b>



### ACTIVITY

Cumulative percentage of contracted UDA delivered 2018 & 2019



Adjusted Scheduled Activity (UDA)

Month	2018	2019
April	266	525
May	808	1,022
June	1,030	1,416
July	1,633	2,138
August	2,311	2,769
September	2,916	3,311
October	3,488	
November	4,102	
December	4,764	
January	5,076	
February	5,662	
March	6,016	
April	6,174	
May	6,179	
June	6,185	

### QUALITY

	Quantity	Base Number	Contract	AT	Region	England
% of FP17s for the same patient ID Re-attending within 3 months - Children	30	592	5.1%	10.0%	11.4%	11.6%
% of FP17s for the same patient ID Re-attending within 3 months - Adults	114	1,220	9.3%	14.3%	15.0%	15.5%
% of FP17s for the same patient ID Re-attending between 3 & 9 months - Children	345	592	58.3%	56.4%	59.9%	58.8%
% of FP17s for the same patient ID Re-attending between 3 & 9 months - Adults	620	1,220	50.8%	50.1%	52.0%	51.1%
% of FP17s for Band 1 Urgent Courses	105	1,707	6.2%	8.5%	8.0%	9.0%
% of FP17s Relating to Free Repair or Replacements	10	1,707	0.6%	0.7%	0.8%	0.8%
% of FP17s Relating to Continuations	3	1,707	0.2%	0.9%	0.9%	0.9%
% of Patients satisfied with the dentistry they have received	1	1	N/A	92.9%	93.5%	93.3%
% of Patients satisfied with the time they had to wait for an appointment	1	1	N/A	89.3%	89.1%	88.9%

\* This is based on patients treated on this contract for their most recent course of treatment. Figures in italics indicate the base number of FP17s or Patient Questionnaire responses are less than 100. N/A is shown where the base number of responses is less than 10 during the period. % is calculated as Quantity/Base number\*100



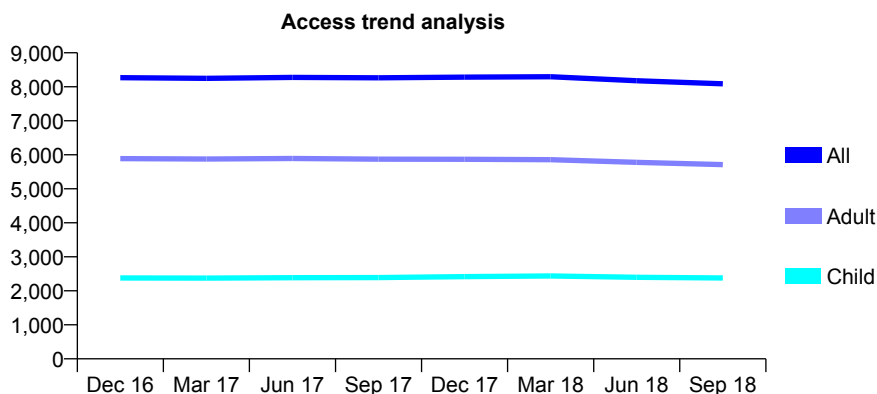
## Q57 - Vital Signs At a Glance Contract Report for 191051/0001 - September 2018

Name or company name	Chelmer Village Associates Ltd
Contract type name	GDS Contract
Purpose of contract	General
Contract start date	01/04/2008
Contract end date	

18/19 Contracted general activity (UDA)	20,550
Carry forward general activity (UDA)	0
18/19 Contracted orthodontic activity (UOA)	0
Carry forward orthodontic activity (UOA)	0
Baseline contract value	£541,368.81

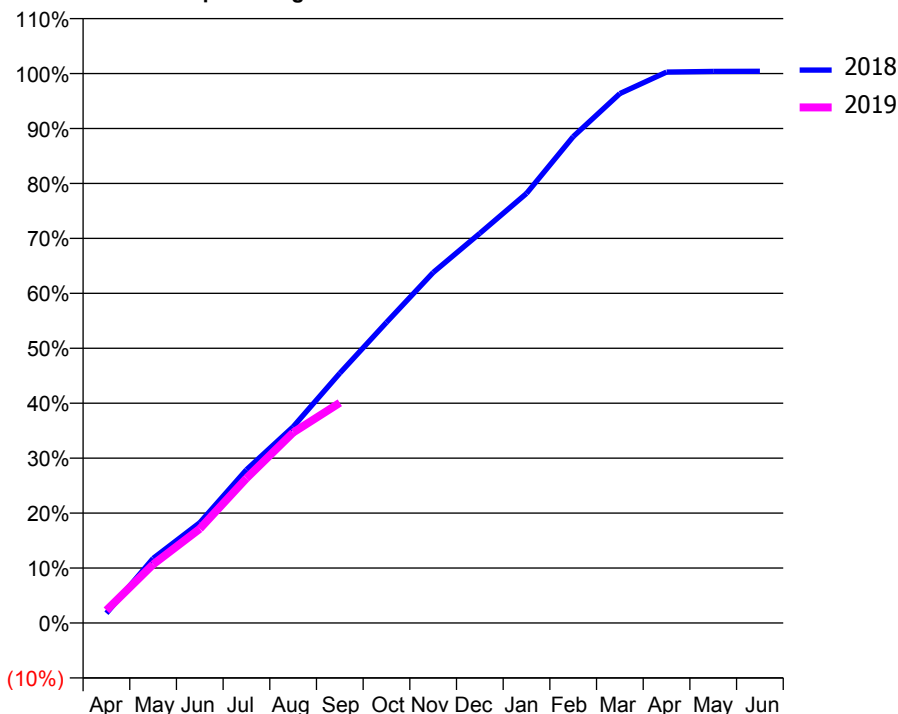
### ACCESS\*

Patients seen in 24 months	Total	Change since previous quarter
Quarter ending September 2017	8,263	
Quarter ending December 2017	8,285	→
Quarter ending March 2018	8,295	→
Quarter ending June 2018	8,177	↓
Quarter ending September 2018	8,090	↓
<b>Variance since September 2017</b>	<b>(2.1%)</b>	<b>↓</b>



### ACTIVITY

Cumulative percentage of contracted UDA delivered 2018 & 2019



Adjusted Scheduled Activity (UDA)

Month	2018	2019
April	369	475
May	2,417	2,190
June	3,751	3,525
July	5,731	5,414
August	7,340	7,124
September	9,345	8,234
October	11,245	
November	13,107	
December	14,573	
January	16,064	
February	18,190	
March	19,800	
April	20,605	
May	20,630	
June	20,633	

### QUALITY

	Quantity	Base Number	Contract	AT	Region	England
% of FP17s for the same patient ID Re-attending within 3 months - Children	108	1,445	7.5%	10.0%	11.4%	11.6%
% of FP17s for the same patient ID Re-attending within 3 months - Adults	278	2,773	10.0%	14.3%	15.0%	15.5%
% of FP17s for the same patient ID Re-attending between 3 & 9 months - Children	727	1,445	50.3%	56.4%	59.9%	58.8%
% of FP17s for the same patient ID Re-attending between 3 & 9 months - Adults	1,103	2,773	39.8%	50.1%	52.0%	51.1%
% of FP17s for Band 1 Urgent Courses	329	3,865	8.5%	8.5%	8.0%	9.0%
% of FP17s Relating to Free Repair or Replacements	36	3,865	0.9%	0.7%	0.8%	0.8%
% of FP17s Relating to Continuations	11	3,865	0.3%	0.9%	0.9%	0.9%
% of Patients satisfied with the dentistry they have received	4	4	N/A	92.9%	93.5%	93.3%
% of Patients satisfied with the time they had to wait for an appointment	4	4	N/A	89.3%	89.1%	88.9%

\* This is based on patients treated on this contract for their most recent course of treatment. Figures in italics indicate the base number of FP17s or Patient Questionnaire responses are less than 100. N/A is shown where the base number of responses is less than 10 during the period. % is calculated as Quantity/Base number\*100

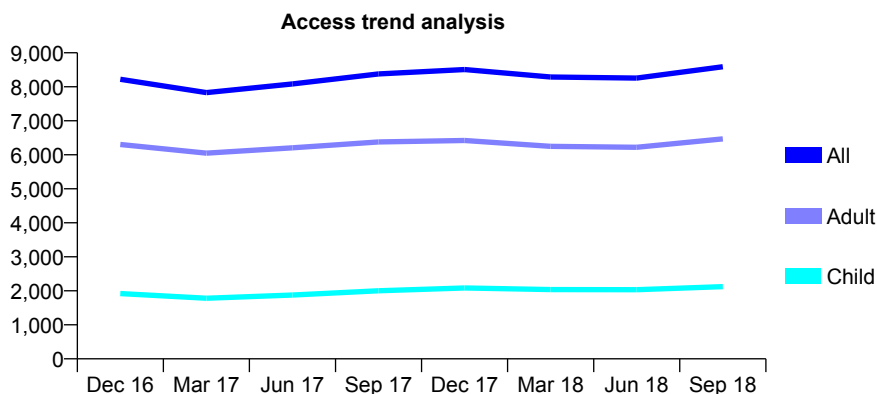
## Q57 - Vital Signs At a Glance Contract Report for 195413/0001 - September 2018

Name or company name	Clacton Dental Care
Contract type name	GDS Contract
Purpose of contract	General
Contract start date	01/04/2010
Contract end date	

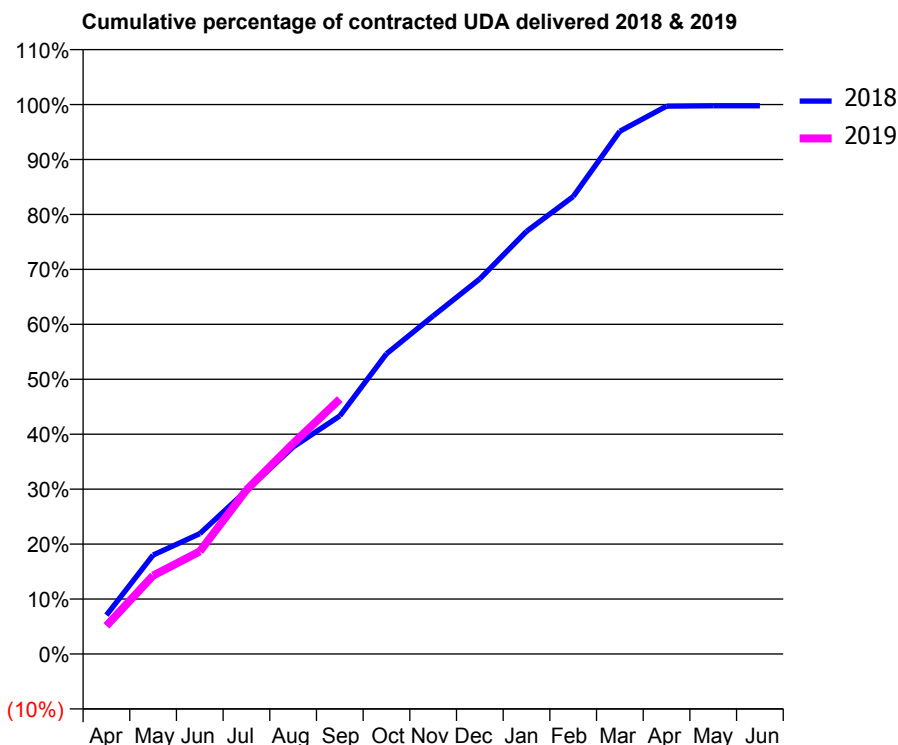
18/19 Contracted general activity (UDA)	25,126
Carry forward general activity (UDA)	0
18/19 Contracted orthodontic activity (UOA)	0
Carry forward orthodontic activity (UOA)	0
Baseline contract value	£687,600.31

### ACCESS\*

Patients seen in 24 months	Total	Change since previous quarter
Quarter ending September 2017	8,378	
Quarter ending December 2017	8,508	→
Quarter ending March 2018	8,287	↓
Quarter ending June 2018	8,257	→
Quarter ending September 2018	8,592	↑
<b>Variance since September 2017</b>	<b>2.6%</b>	<b>↑</b>



### ACTIVITY



Month	Adjusted Scheduled Activity (UDA)	
	2018	2019
April	1,779	1,290
May	4,526	3,589
June	5,501	4,693
July	7,481	7,505
August	9,467	9,628
September	10,884	11,655
October	13,725	
November	15,461	
December	17,158	
January	19,327	
February	20,916	
March	23,903	
April	25,051	
May	25,069	
June	25,072	

### QUALITY

	Quantity	Base Number	Contract	AT	Region	England
% of FP17s for the same patient ID Re-attending within 3 months - Children	73	1,477	4.9%	10.0%	11.4%	11.6%
% of FP17s for the same patient ID Re-attending within 3 months - Adults	463	4,236	10.9%	14.3%	15.0%	15.5%
% of FP17s for the same patient ID Re-attending between 3 & 9 months - Children	469	1,477	31.8%	56.4%	59.9%	58.8%
% of FP17s for the same patient ID Re-attending between 3 & 9 months - Adults	1,033	4,236	24.4%	50.1%	52.0%	51.1%
% of FP17s for Band 1 Urgent Courses	1,043	5,456	19.1%	8.5%	8.0%	9.0%
% of FP17s Relating to Free Repair or Replacements	10	5,456	0.2%	0.7%	0.8%	0.8%
% of FP17s Relating to Continuations	8	5,456	0.1%	0.9%	0.9%	0.9%
% of Patients satisfied with the dentistry they have received	2	2	N/A	92.9%	93.5%	93.3%
% of Patients satisfied with the time they had to wait for an appointment	2	2	N/A	89.3%	89.1%	88.9%

\* This is based on patients treated on this contract for their most recent course of treatment. Figures in italics indicate the base number of FP17s or Patient Questionnaire responses are less than 100. N/A is shown where the base number of responses is less than 10 during the period. % is calculated as Quantity/Base number\*100

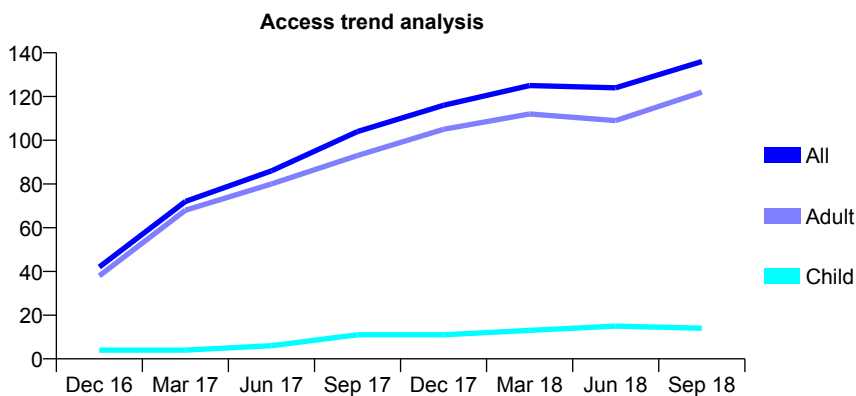
## Q57 - Vital Signs At a Glance Contract Report for 195413/0004 - September 2018

Name or company name	Clacton Dental Care
Contract type name	GDS Contract
Purpose of contract	General
Contract start date	01/04/2015
Contract end date	

18/19 Contracted general activity (UDA)	547
Carry forward general activity (UDA)	0
18/19 Contracted orthodontic activity (UOA)	0
Carry forward orthodontic activity (UOA)	0
Baseline contract value	£14,975.45

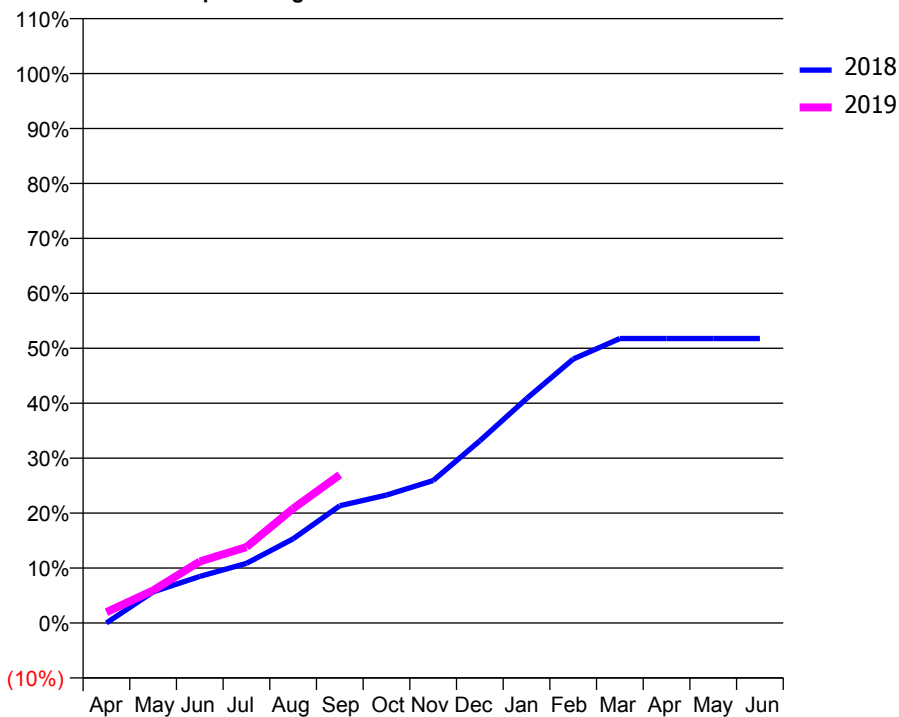
### ACCESS\*

Patients seen in 24 months	Total	Change since previous quarter
Quarter ending September 2017	104	
Quarter ending December 2017	116	↑
Quarter ending March 2018	125	↑
Quarter ending June 2018	124	→
Quarter ending September 2018	136	↑
<b>Variance since September 2017</b>	<b>30.8%</b>	<b>↑</b>



### ACTIVITY

Cumulative percentage of contracted UDA delivered 2018 & 2019



Month	Adjusted Scheduled Activity (UDA)	
	2018	2019
April	0	11
May	31	32
June	46	61
July	59	76
August	84	114
September	117	148
October	127	
November	142	
December	181	
January	223	
February	263	
March	283	
April	283	
May	283	
June	283	

### QUALITY

	Quantity	Base Number	Contract	AT	Region	England
% of FP17s for the same patient ID Re-attending within 3 months - Children	0	9	0.0%	10.0%	11.4%	11.6%
% of FP17s for the same patient ID Re-attending within 3 months - Adults	0	105	0.0%	14.3%	15.0%	15.5%
% of FP17s for the same patient ID Re-attending between 3 & 9 months - Children	0	9	0.0%	56.4%	59.9%	58.8%
% of FP17s for the same patient ID Re-attending between 3 & 9 months - Adults	0	105	0.0%	50.1%	52.0%	51.1%
% of FP17s for Band 1 Urgent Courses	113	114	99.1%	8.5%	8.0%	9.0%
% of FP17s Relating to Free Repair or Replacements	0	114	0.0%	0.7%	0.8%	0.8%
% of FP17s Relating to Continuations	0	114	0.0%	0.9%	0.9%	0.9%
% of Patients satisfied with the dentistry they have received	0	0	N/A	92.9%	93.5%	93.3%
% of Patients satisfied with the time they had to wait for an appointment	0	0	N/A	89.3%	89.1%	88.9%

\* This is based on patients treated on this contract for their most recent course of treatment. Figures in italics indicate the base number of FP17s or Patient Questionnaire responses are less than 100. N/A is shown where the base number of responses is less than 10 during the period. % is calculated as Quantity/Base number\*100

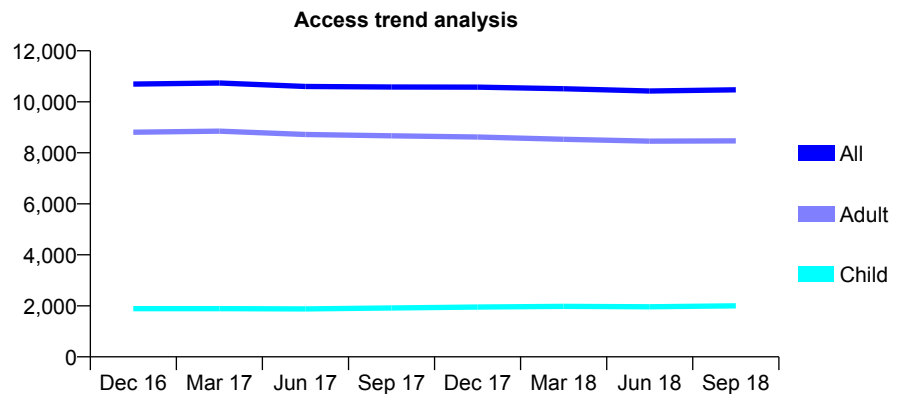
## Q57 - Vital Signs At a Glance Contract Report for 195456/0001 - September 2018

Name or company name	M C Dentistry Ltd
Contract type name	GDS Contract
Purpose of contract	General
Contract start date	01/04/2011
Contract end date	

18/19 Contracted general activity (UDA)	31,500
Carry forward general activity (UDA)	0
18/19 Contracted orthodontic activity (UOA)	0
Carry forward orthodontic activity (UOA)	0
Baseline contract value	£804,390.93

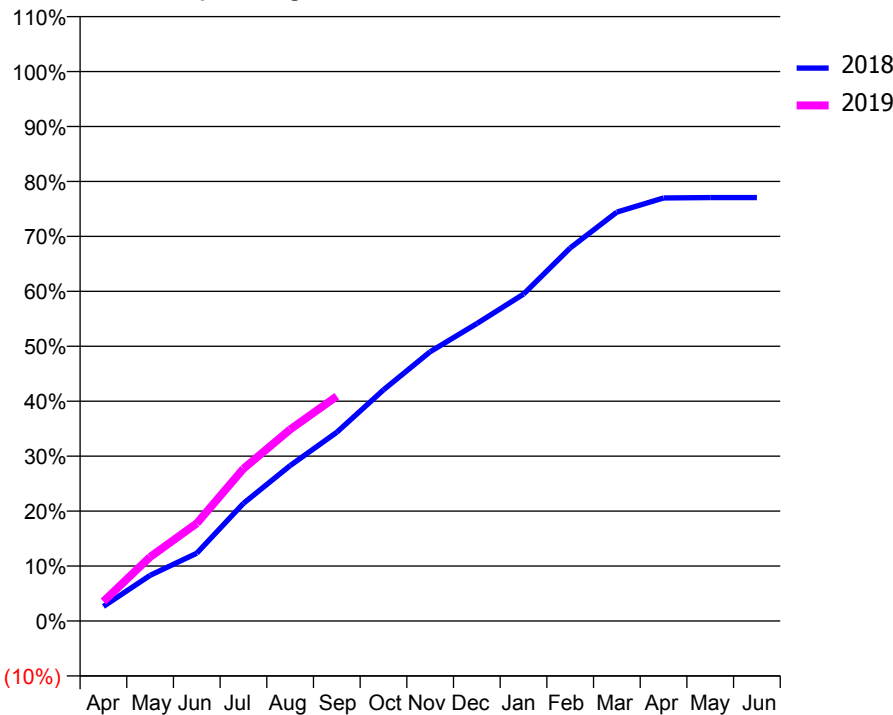
### ACCESS\*

Patients seen in 24 months	Total	Change since previous quarter
Quarter ending September 2017	10,583	
Quarter ending December 2017	10,576	→
Quarter ending March 2018	10,511	→
Quarter ending June 2018	10,422	→
Quarter ending September 2018	10,468	→
<b>Variance since September 2017</b>	<b>(1.1%)</b>	<b>↓</b>



### ACTIVITY

Cumulative percentage of contracted UDA delivered 2018 & 2019



Month	Adjusted Scheduled Activity (UDA)	
	2018	2019
April	890	1,122
May	2,787	3,677
June	4,133	5,598
July	7,173	8,730
August	9,472	10,979
September	11,510	12,885
October	14,089	
November	16,414	
December	18,132	
January	19,927	
February	22,745	
March	24,928	
April	25,794	
May	25,814	
June	25,814	

### QUALITY

	Quantity	Base Number	Contract	AT	Region	England
% of FP17s for the same patient ID Re-attending within 3 months - Children	50	1,372	3.6%	10.0%	11.4%	11.6%
% of FP17s for the same patient ID Re-attending within 3 months - Adults	543	5,563	9.8%	14.3%	15.0%	15.5%
% of FP17s for the same patient ID Re-attending between 3 & 9 months - Children	825	1,372	60.1%	56.4%	59.9%	58.8%
% of FP17s for the same patient ID Re-attending between 3 & 9 months - Adults	3,091	5,563	55.6%	50.1%	52.0%	51.1%
% of FP17s for Band 1 Urgent Courses	388	6,493	6.0%	8.5%	8.0%	9.0%
% of FP17s Relating to Free Repair or Replacements	31	6,493	0.5%	0.7%	0.8%	0.8%
% of FP17s Relating to Continuations	97	6,493	1.5%	0.9%	0.9%	0.9%
% of Patients satisfied with the dentistry they have received	6	6	N/A	92.9%	93.5%	93.3%
% of Patients satisfied with the time they had to wait for an appointment	6	6	N/A	89.3%	89.1%	88.9%

\* This is based on patients treated on this contract for their most recent course of treatment. Figures in italics indicate the base number of FP17s or Patient Questionnaire responses are less than 100. N/A is shown where the base number of responses is less than 10 during the period. % is calculated as Quantity/Base number\*100

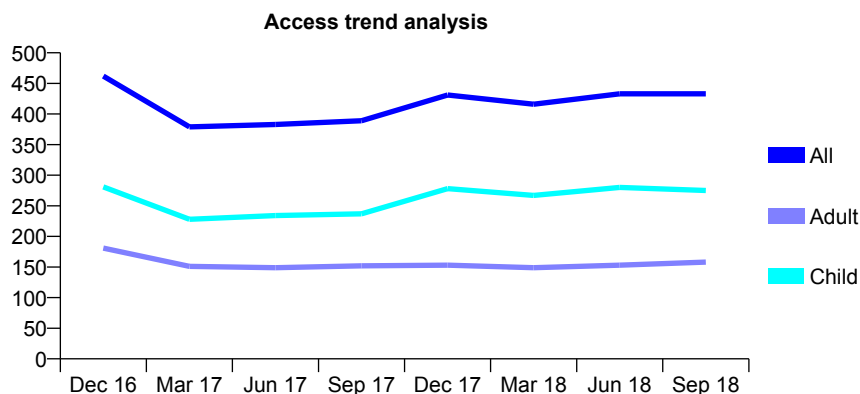
## Q57 - Vital Signs At a Glance Contract Report for 195731/0001 - September 2018

Name or company name	David Dundas (Dental Surgeon) Ltd
Contract type name	GDS Contract
Purpose of contract	General
Contract start date	01/11/2010
Contract end date	

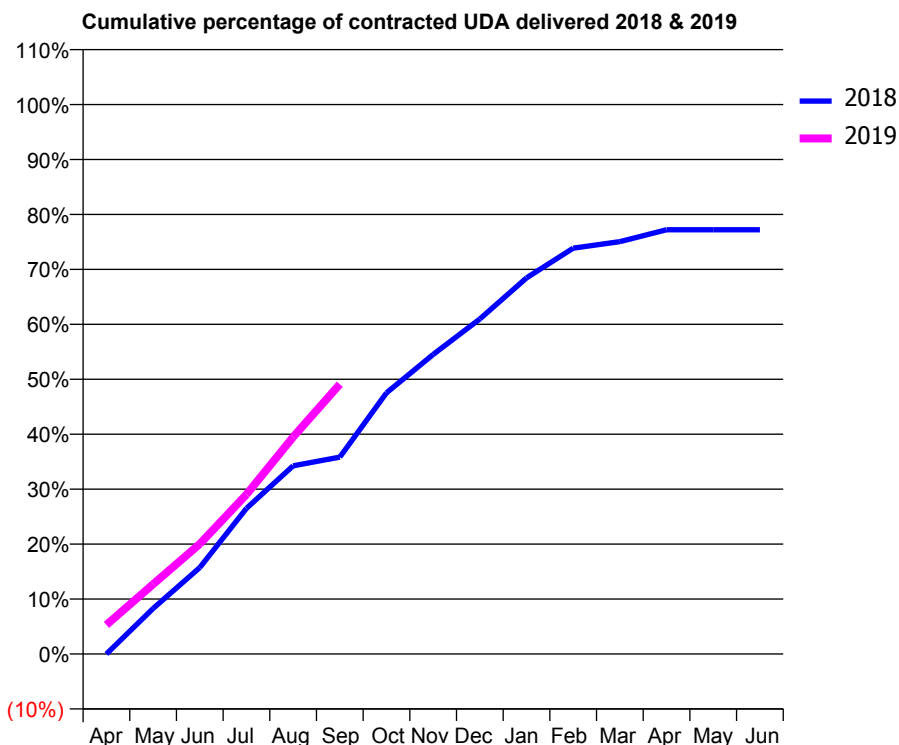
18/19 Contracted general activity (UDA)	950
Carry forward general activity (UDA)	0
18/19 Contracted orthodontic activity (UOA)	0
Carry forward orthodontic activity (UOA)	0
Baseline contract value	£21,483.21

### ACCESS\*

Patients seen in 24 months	Total	Change since previous quarter
Quarter ending September 2017	389	
Quarter ending December 2017	431	↑
Quarter ending March 2018	416	↓
Quarter ending June 2018	433	↑
Quarter ending September 2018	433	→
<b>Variance since September 2017</b>	<b>11.3%</b>	<b>↑</b>



### ACTIVITY



Month	Adjusted Scheduled Activity (UDA)	
	2018	2019
April	0	50
May	79	121
June	150	190
July	252	276
August	325	375
September	340	467
October	452	
November	518	
December	579	
January	650	
February	702	
March	713	
April	733	
May	733	
June	733	

### QUALITY

	Quantity	Base Number	Contract	AT	Region	England
% of FP17s for the same patient ID Re-attending within 3 months - Children	3	183	1.6%	10.0%	11.4%	11.6%
% of FP17s for the same patient ID Re-attending within 3 months - Adults	6	83	7.2%	14.3%	15.0%	15.5%
% of FP17s for the same patient ID Re-attending between 3 & 9 months - Children	78	183	42.6%	56.4%	59.9%	58.8%
% of FP17s for the same patient ID Re-attending between 3 & 9 months - Adults	34	83	41.0%	50.1%	52.0%	51.1%
% of FP17s for Band 1 Urgent Courses	13	257	5.1%	8.5%	8.0%	9.0%
% of FP17s Relating to Free Repair or Replacements	0	257	0.0%	0.7%	0.8%	0.8%
% of FP17s Relating to Continuations	0	257	0.0%	0.9%	0.9%	0.9%
% of Patients satisfied with the dentistry they have received	0	0	N/A	92.9%	93.5%	93.3%
% of Patients satisfied with the time they had to wait for an appointment	0	0	N/A	89.3%	89.1%	88.9%

\* This is based on patients treated on this contract for their most recent course of treatment. Figures in italics indicate the base number of FP17s or Patient Questionnaire responses are less than 100. N/A is shown where the base number of responses is less than 10 during the period. % is calculated as Quantity/Base number\*100

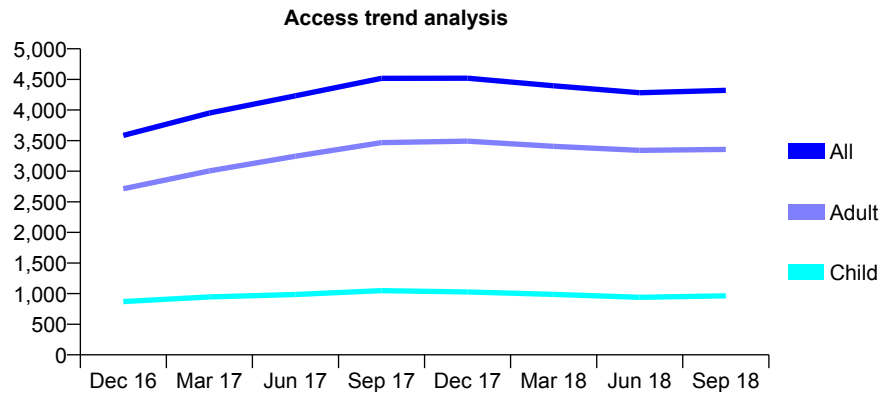
## Q57 - Vital Signs At a Glance Contract Report for 198331/0001 - September 2018

Name or company name	Clear Springs Dental Practice
Contract type name	GDS Contract
Purpose of contract	General
Contract start date	16/10/2015
Contract end date	

18/19 Contracted general activity (UDA)	12,445
Carry forward general activity (UDA)	0
18/19 Contracted orthodontic activity (UOA)	0
Carry forward orthodontic activity (UOA)	0
Baseline contract value	£298,350.92

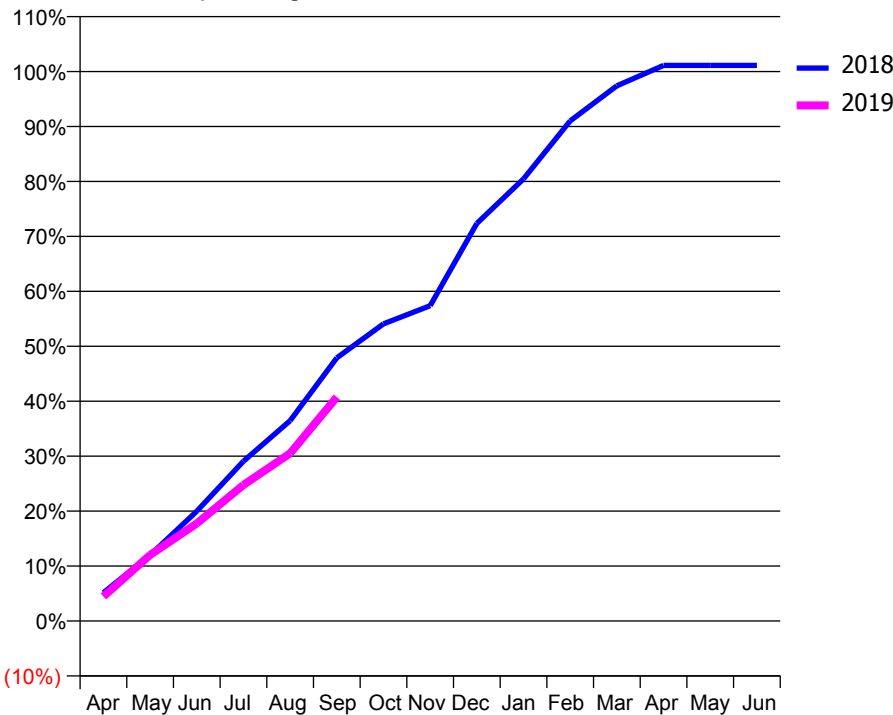
### ACCESS\*

Patients seen in 24 months	Total	Change since previous quarter
Quarter ending September 2017	4,517	
Quarter ending December 2017	4,519	→
Quarter ending March 2018	4,396	↓
Quarter ending June 2018	4,282	↓
Quarter ending September 2018	4,321	→
<b>Variance since September 2017</b>	<b>(4.3%)</b>	<b>↓</b>



### ACTIVITY

Cumulative percentage of contracted UDA delivered 2018 & 2019



Month	Adjusted Scheduled Activity (UDA)	
	2018	2019
April	641	555
May	1,493	1,497
June	2,488	2,209
July	3,620	3,083
August	4,538	3,796
September	5,961	5,073
October	6,729	
November	7,142	
December	9,004	
January	10,013	
February	11,328	
March	12,122	
April	12,583	
May	12,582	
June	12,583	

### QUALITY

	Quantity	Base Number	Contract	AT	Region	England
% of FP17s for the same patient ID Re-attending within 3 months - Children	28	533	5.3%	10.0%	11.4%	11.6%
% of FP17s for the same patient ID Re-attending within 3 months - Adults	219	1,773	12.4%	14.3%	15.0%	15.5%
% of FP17s for the same patient ID Re-attending between 3 & 9 months - Children	243	533	45.6%	56.4%	59.9%	58.8%
% of FP17s for the same patient ID Re-attending between 3 & 9 months - Adults	727	1,773	41.0%	50.1%	52.0%	51.1%
% of FP17s for Band 1 Urgent Courses	84	2,105	4.0%	8.5%	8.0%	9.0%
% of FP17s Relating to Free Repair or Replacements	6	2,105	0.3%	0.7%	0.8%	0.8%
% of FP17s Relating to Continuations	17	2,105	0.8%	0.9%	0.9%	0.9%
% of Patients satisfied with the dentistry they have received	2	2	N/A	92.9%	93.5%	93.3%
% of Patients satisfied with the time they had to wait for an appointment	2	2	N/A	89.3%	89.1%	88.9%

\* This is based on patients treated on this contract for their most recent course of treatment. Figures in italics indicate the base number of FP17s or Patient Questionnaire responses are less than 100. N/A is shown where the base number of responses is less than 10 during the period. % is calculated as Quantity/Base number\*100

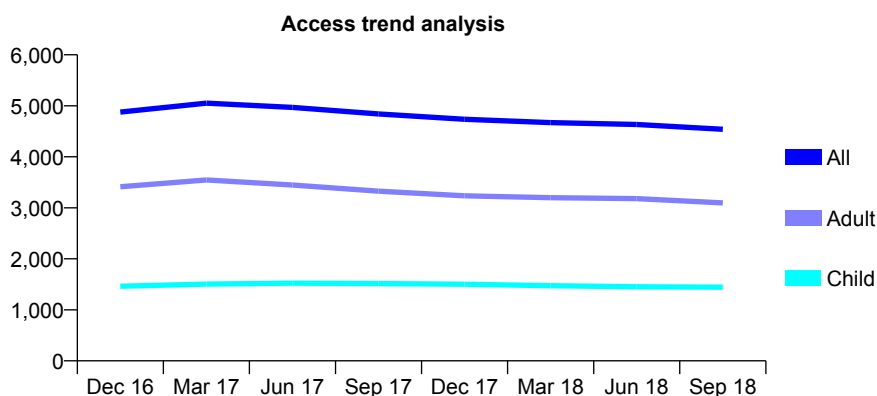
## Q57 - Vital Signs At a Glance Contract Report for 198803/0001 - September 2018

Name or company name	Cobbins Brook Dental Practice
Contract type name	GDS Contract
Purpose of contract	General
Contract start date	01/09/2010
Contract end date	

18/19 Contracted general activity (UDA)	13,689
Carry forward general activity (UDA)	0
18/19 Contracted orthodontic activity (UOA)	0
Carry forward orthodontic activity (UOA)	0
Baseline contract value	£366,103.95

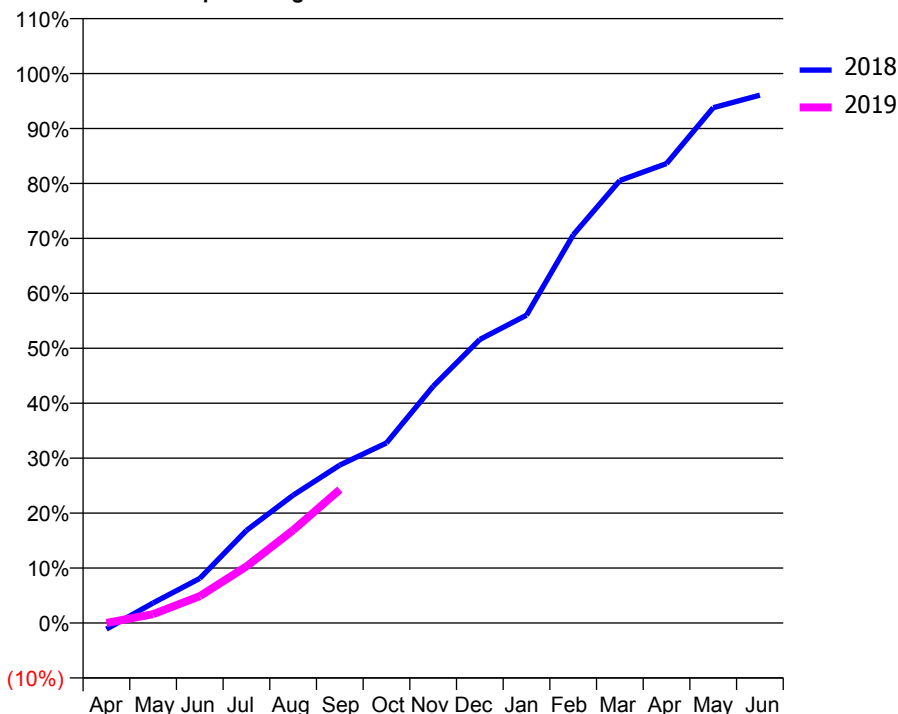
### ACCESS\*

Patients seen in 24 months	Total	Change since previous quarter
Quarter ending September 2017	4,841	
Quarter ending December 2017	4,735	↓
Quarter ending March 2018	4,671	↓
Quarter ending June 2018	4,634	→
Quarter ending September 2018	4,541	↓
<b>Variance since September 2017</b>	<b>(6.2%)</b>	<b>↓</b>



### ACTIVITY

Cumulative percentage of contracted UDA delivered 2018 & 2019



Adjusted Scheduled Activity (UDA)

Month	2018	2019
April	-156	0
May	500	220
June	1,110	670
July	2,306	1,412
August	3,184	2,313
September	3,935	3,323
October	4,485	
November	5,898	
December	7,065	
January	7,667	
February	9,669	
March	11,025	
April	11,445	
May	12,838	
June	13,150	

### QUALITY

	Quantity	Base Number	Contract	AT	Region	England
% of FP17s for the same patient ID Re-attending within 3 months - Children	50	801	6.2%	10.0%	11.4%	11.6%
% of FP17s for the same patient ID Re-attending within 3 months - Adults	150	1,443	10.4%	14.3%	15.0%	15.5%
% of FP17s for the same patient ID Re-attending between 3 & 9 months - Children	414	801	51.7%	56.4%	59.9%	58.8%
% of FP17s for the same patient ID Re-attending between 3 & 9 months - Adults	567	1,443	39.3%	50.1%	52.0%	51.1%
% of FP17s for Band 1 Urgent Courses	86	1,282	6.7%	8.5%	8.0%	9.0%
% of FP17s Relating to Free Repair or Replacements	14	1,282	1.1%	0.7%	0.8%	0.8%
% of FP17s Relating to Continuations	7	1,282	0.5%	0.9%	0.9%	0.9%
% of Patients satisfied with the dentistry they have received	2	2	N/A	92.9%	93.5%	93.3%
% of Patients satisfied with the time they had to wait for an appointment	1	2	N/A	89.3%	89.1%	88.9%

\* This is based on patients treated on this contract for their most recent course of treatment. Figures in italics indicate the base number of FP17s or Patient Questionnaire responses are less than 100. N/A is shown where the base number of responses is less than 10 during the period. % is calculated as Quantity/Base number\*100

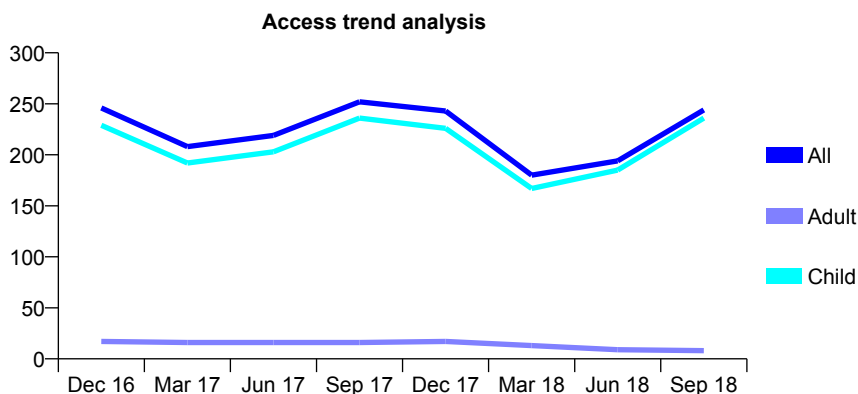
## Q57 - Vital Signs At a Glance Contract Report for 199036/0001 - September 2018

Name or company name	North Hill Surgery Ltd
Contract type name	GDS Contract
Purpose of contract	General
Contract start date	01/05/2010
Contract end date	

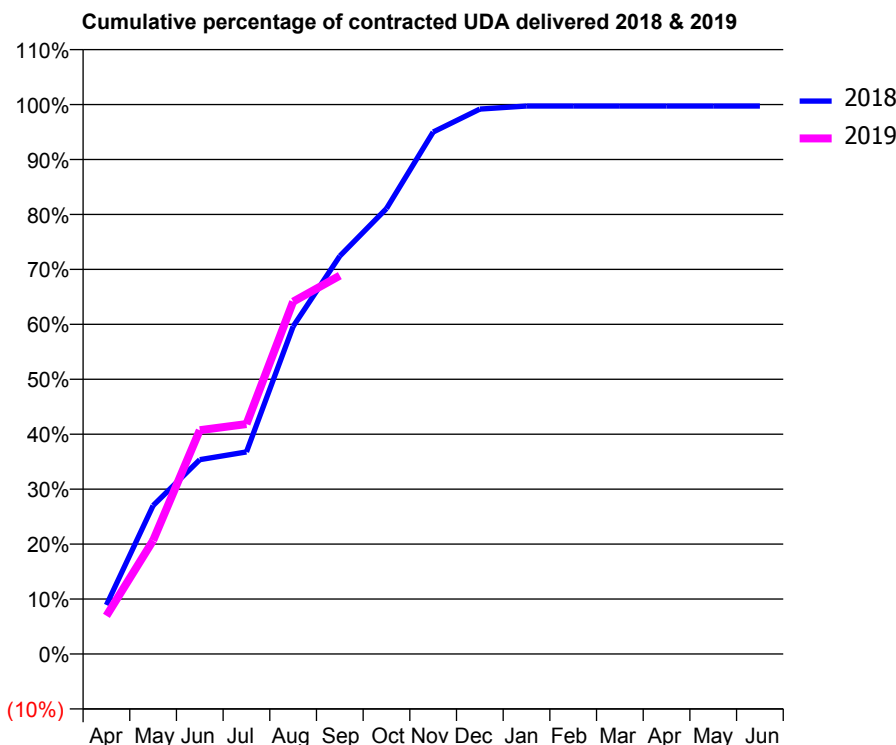
18/19 Contracted general activity (UDA)	359
Carry forward general activity (UDA)	0
18/19 Contracted orthodontic activity (UOA)	0
Carry forward orthodontic activity (UOA)	0
Baseline contract value	£12,091.75

### ACCESS\*

Patients seen in 24 months	Total	Change since previous quarter
Quarter ending September 2017	252	
Quarter ending December 2017	243	↓
Quarter ending March 2018	180	↓
Quarter ending June 2018	194	↑
Quarter ending September 2018	244	↑
<b>Variance since September 2017</b>	<b>(3.2%)</b>	<b>↓</b>



### ACTIVITY



Month	Adjusted Scheduled Activity (UDA)	
	2018	2019
April	32	25
May	97	74
June	127	146
July	132	150
August	214	230
September	260	247
October	291	
November	341	
December	356	
January	358	
February	358	
March	358	
April	358	
May	358	
June	358	

### QUALITY

	Quantity	Base Number	Contract	AT	Region	England
% of FP17s for the same patient ID Re-attending within 3 months - Children	5	170	2.9%	10.0%	11.4%	11.6%
% of FP17s for the same patient ID Re-attending within 3 months - Adults	0	1	0.0%	14.3%	15.0%	15.5%
% of FP17s for the same patient ID Re-attending between 3 & 9 months - Children	31	170	18.2%	56.4%	59.9%	58.8%
% of FP17s for the same patient ID Re-attending between 3 & 9 months - Adults	0	1	0.0%	50.1%	52.0%	51.1%
% of FP17s for Band 1 Urgent Courses	1	171	0.6%	8.5%	8.0%	9.0%
% of FP17s Relating to Free Repair or Replacements	0	171	0.0%	0.7%	0.8%	0.8%
% of FP17s Relating to Continuations	3	171	1.8%	0.9%	0.9%	0.9%
% of Patients satisfied with the dentistry they have received	0	0	N/A	92.9%	93.5%	93.3%
% of Patients satisfied with the time they had to wait for an appointment	0	0	N/A	89.3%	89.1%	88.9%

\* This is based on patients treated on this contract for their most recent course of treatment. Figures in italics indicate the base number of FP17s or Patient Questionnaire responses are less than 100. N/A is shown where the base number of responses is less than 10 during the period. % is calculated as Quantity/Base number\*100



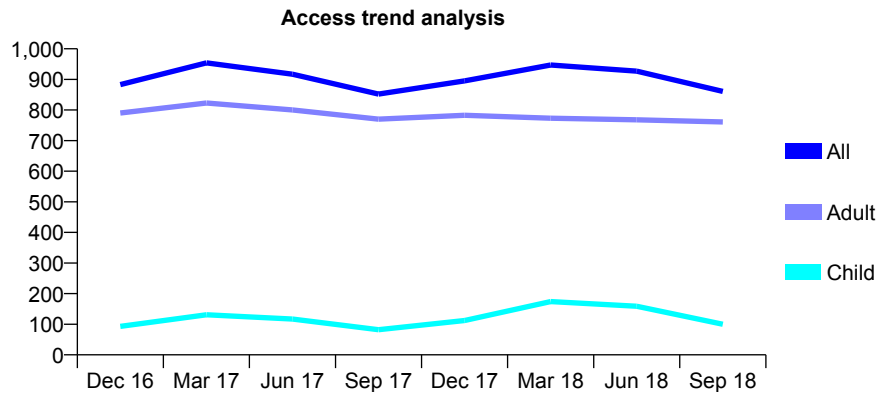
## Q57 - Vital Signs At a Glance Contract Report for 199036/0002 - September 2018

Name or company name	North Hill Surgery Ltd
Contract type name	GDS Contract
Purpose of contract	General
Contract start date	01/05/2010
Contract end date	

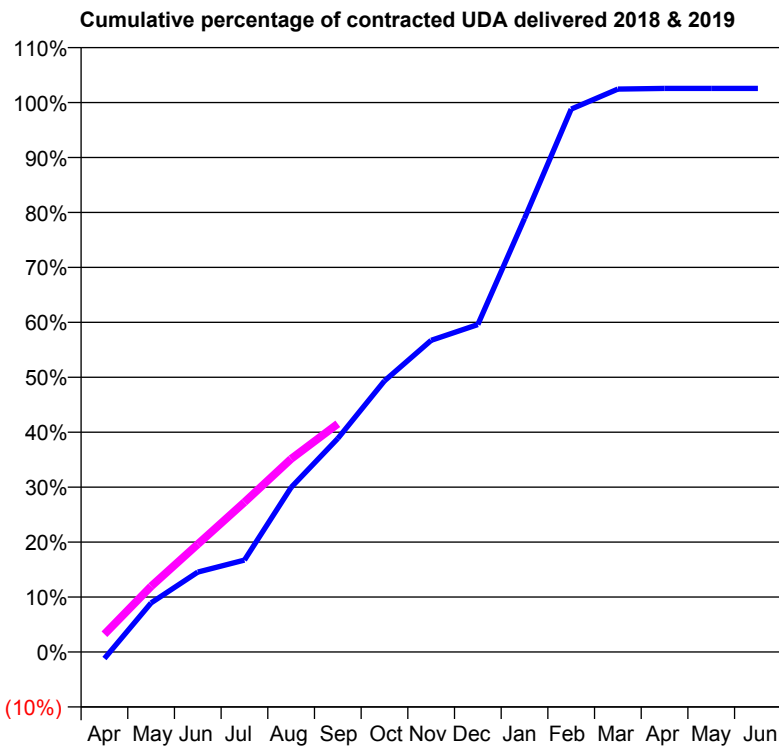
18/19 Contracted general activity (UDA)	2,500
Carry forward general activity (UDA)	0
18/19 Contracted orthodontic activity (UOA)	0
Carry forward orthodontic activity (UOA)	0
Baseline contract value	£58,433.98

### ACCESS\*

Patients seen in 24 months	Total	Change since previous quarter
Quarter ending September 2017	852	
Quarter ending December 2017	895	↑
Quarter ending March 2018	947	↑
Quarter ending June 2018	927	↓
Quarter ending September 2018	861	↓
<b>Variance since September 2017</b>	<b>1.1%</b>	→



### ACTIVITY



Month	Adjusted Scheduled Activity (UDA)	
	2018	2019
April	-30	81
May	223	299
June	364	490
July	418	682
August	749	879
September	972	1,038
October	1,233	
November	1,418	
December	1,490	
January	1,972	
February	2,470	
March	2,561	
April	2,564	
May	2,564	
June	2,564	

### QUALITY

	Quantity	Base Number	Contract	AT	Region	England
% of FP17s for the same patient ID Re-attending within 3 months - Children	3	25	12.0%	10.0%	11.4%	11.6%
% of FP17s for the same patient ID Re-attending within 3 months - Adults	27	366	7.4%	14.3%	15.0%	15.5%
% of FP17s for the same patient ID Re-attending between 3 & 9 months - Children	4	25	16.0%	56.4%	59.9%	58.8%
% of FP17s for the same patient ID Re-attending between 3 & 9 months - Adults	127	366	34.7%	50.1%	52.0%	51.1%
% of FP17s for Band 1 Urgent Courses	41	390	10.5%	8.5%	8.0%	9.0%
% of FP17s Relating to Free Repair or Replacements	5	390	1.3%	0.7%	0.8%	0.8%
% of FP17s Relating to Continuations	6	390	1.5%	0.9%	0.9%	0.9%
% of Patients satisfied with the dentistry they have received	1	1	N/A	92.9%	93.5%	93.3%
% of Patients satisfied with the time they had to wait for an appointment	1	1	N/A	89.3%	89.1%	88.9%

\* This is based on patients treated on this contract for their most recent course of treatment. Figures in italics indicate the base number of FP17s or Patient Questionnaire responses are less than 100. N/A is shown where the base number of responses is less than 10 during the period. % is calculated as Quantity/Base number\*100

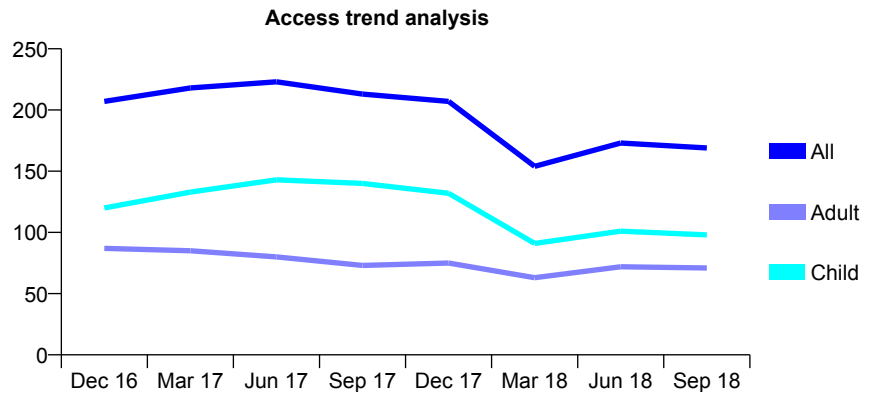
## Q57 - Vital Signs At a Glance Contract Report for 199036/0003 - September 2018

Name or company name	North Hill Surgery Ltd
Contract type name	GDS Contract
Purpose of contract	General
Contract start date	01/05/2010
Contract end date	

18/19 Contracted general activity (UDA)	438
Carry forward general activity (UDA)	0
18/19 Contracted orthodontic activity (UOA)	0
Carry forward orthodontic activity (UOA)	0
Baseline contract value	£20,294.51

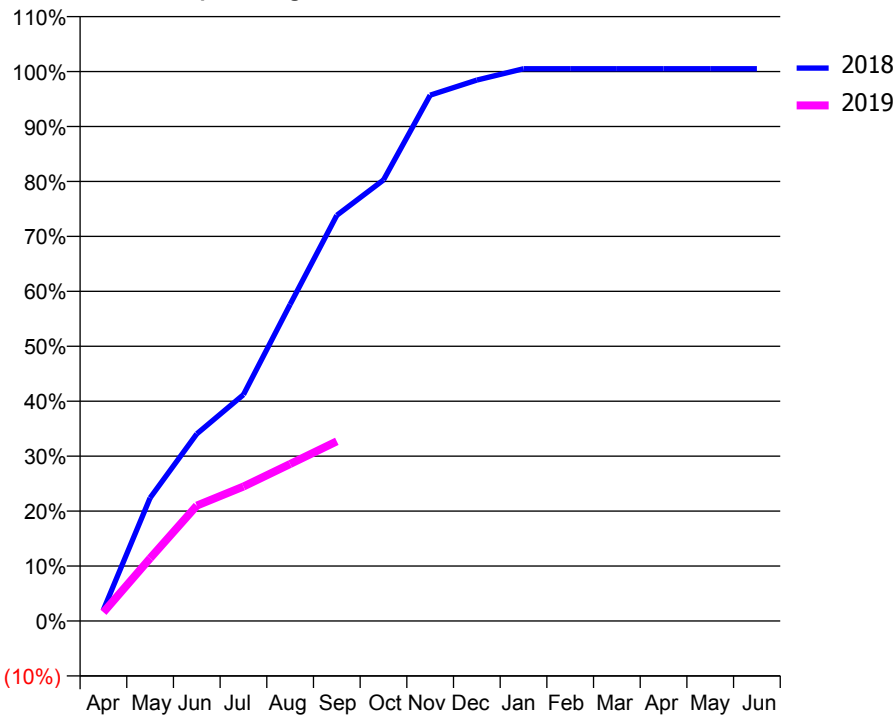
### ACCESS\*

Patients seen in 24 months	Total	Change since previous quarter
Quarter ending September 2017	213	
Quarter ending December 2017	207	↓
Quarter ending March 2018	154	↓
Quarter ending June 2018	173	↑
Quarter ending September 2018	169	↓
<b>Variance since September 2017</b>	<b>(20.7%)</b>	<b>↓</b>



### ACTIVITY

Cumulative percentage of contracted UDA delivered 2018 & 2019



Adjusted Scheduled Activity (UDA)		
Month	2018	2019
April	9	7
May	98	50
June	149	92
July	180	107
August	252	125
September	323	143
October	352	
November	419	
December	431	
January	440	
February	440	
March	440	
April	440	
May	440	
June	440	

### QUALITY

	Quantity	Base Number	Contract	AT	Region	England
% of FP17s for the same patient ID Re-attending within 3 months - Children	2	63	3.2%	10.0%	11.4%	11.6%
% of FP17s for the same patient ID Re-attending within 3 months - Adults	1	23	4.3%	14.3%	15.0%	15.5%
% of FP17s for the same patient ID Re-attending between 3 & 9 months - Children	21	63	33.3%	56.4%	59.9%	58.8%
% of FP17s for the same patient ID Re-attending between 3 & 9 months - Adults	1	23	4.3%	50.1%	52.0%	51.1%
% of FP17s for Band 1 Urgent Courses	1	84	1.2%	8.5%	8.0%	9.0%
% of FP17s Relating to Free Repair or Replacements	0	84	0.0%	0.7%	0.8%	0.8%
% of FP17s Relating to Continuations	2	84	2.4%	0.9%	0.9%	0.9%
% of Patients satisfied with the dentistry they have received	0	0	N/A	92.9%	93.5%	93.3%
% of Patients satisfied with the time they had to wait for an appointment	0	0	N/A	89.3%	89.1%	88.9%

\* This is based on patients treated on this contract for their most recent course of treatment. Figures in italics indicate the base number of FP17s or Patient Questionnaire responses are less than 100. N/A is shown where the base number of responses is less than 10 during the period. % is calculated as Quantity/Base number\*100

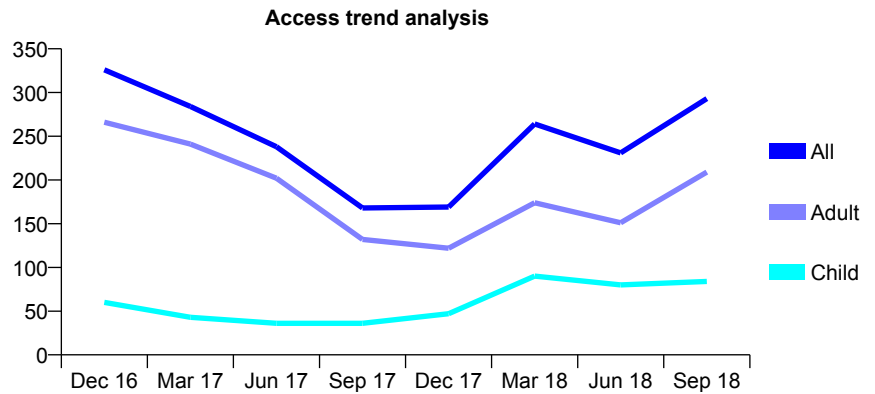
## Q57 - Vital Signs At a Glance Contract Report for 199036/0004 - September 2018

Name or company name	North Hill Surgery Ltd
Contract type name	GDS Contract
Purpose of contract	General
Contract start date	01/05/2010
Contract end date	

18/19 Contracted general activity (UDA)	500
Carry forward general activity (UDA)	0
18/19 Contracted orthodontic activity (UOA)	0
Carry forward orthodontic activity (UOA)	0
Baseline contract value	£11,628.26

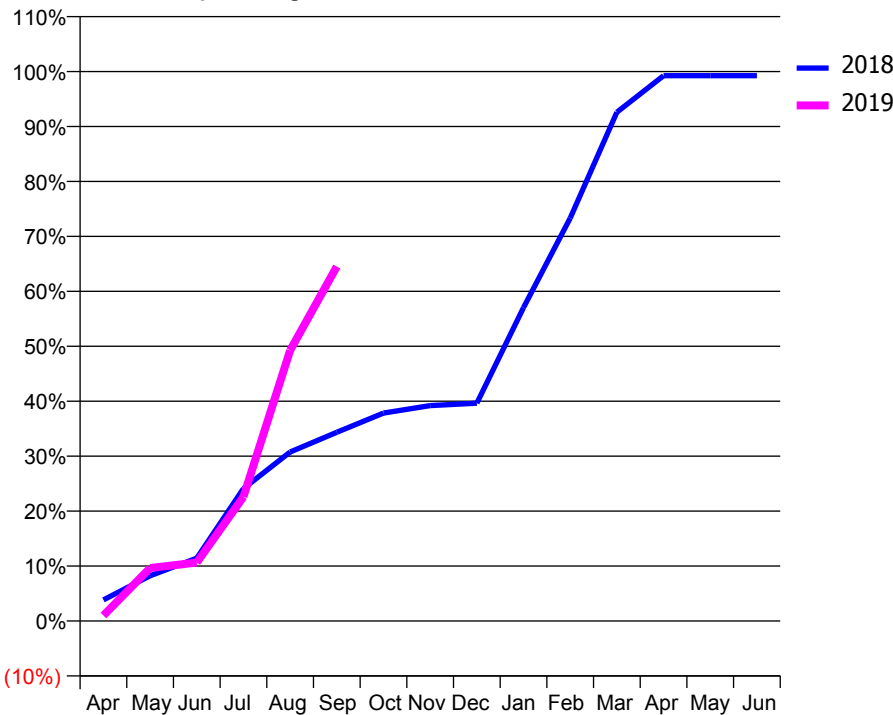
### ACCESS\*

Patients seen in 24 months	Total	Change since previous quarter
Quarter ending September 2017	168	
Quarter ending December 2017	169	→
Quarter ending March 2018	264	↑
Quarter ending June 2018	231	↓
Quarter ending September 2018	293	↑
<b>Variance since September 2017</b>	<b>74.4%</b>	<b>↑</b>



### ACTIVITY

Cumulative percentage of contracted UDA delivered 2018 & 2019



Adjusted Scheduled Activity (UDA)		
Month	2018	2019
April	19	5
May	41	48
June	57	53
July	121	113
August	154	246
September	172	323
October	189	
November	196	
December	198	
January	285	
February	367	
March	463	
April	496	
May	496	
June	496	

### QUALITY

	Quantity	Base Number	Contract	AT	Region	England
% of FP17s for the same patient ID Re-attending within 3 months - Children	2	56	3.6%	10.0%	11.4%	11.6%
% of FP17s for the same patient ID Re-attending within 3 months - Adults	8	155	5.2%	14.3%	15.0%	15.5%
% of FP17s for the same patient ID Re-attending between 3 & 9 months - Children	21	56	37.5%	56.4%	59.9%	58.8%
% of FP17s for the same patient ID Re-attending between 3 & 9 months - Adults	25	155	16.1%	50.1%	52.0%	51.1%
% of FP17s for Band 1 Urgent Courses	13	188	6.9%	8.5%	8.0%	9.0%
% of FP17s Relating to Free Repair or Replacements	0	188	0.0%	0.7%	0.8%	0.8%
% of FP17s Relating to Continuations	2	188	1.1%	0.9%	0.9%	0.9%
% of Patients satisfied with the dentistry they have received	0	0	N/A	92.9%	93.5%	93.3%
% of Patients satisfied with the time they had to wait for an appointment	0	0	N/A	89.3%	89.1%	88.9%

\* This is based on patients treated on this contract for their most recent course of treatment. Figures in italics indicate the base number of FP17s or Patient Questionnaire responses are less than 100. N/A is shown where the base number of responses is less than 10 during the period. % is calculated as Quantity/Base number\*100

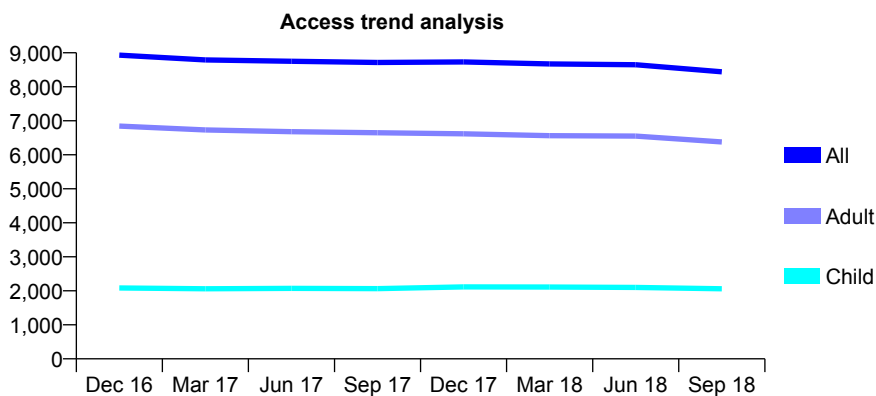
## Q57 - Vital Signs At a Glance Contract Report for 199559/0002 - September 2018

Name or company name	Parmar Dental
Contract type name	GDS Contract
Purpose of contract	General
Contract start date	23/08/2011
Contract end date	

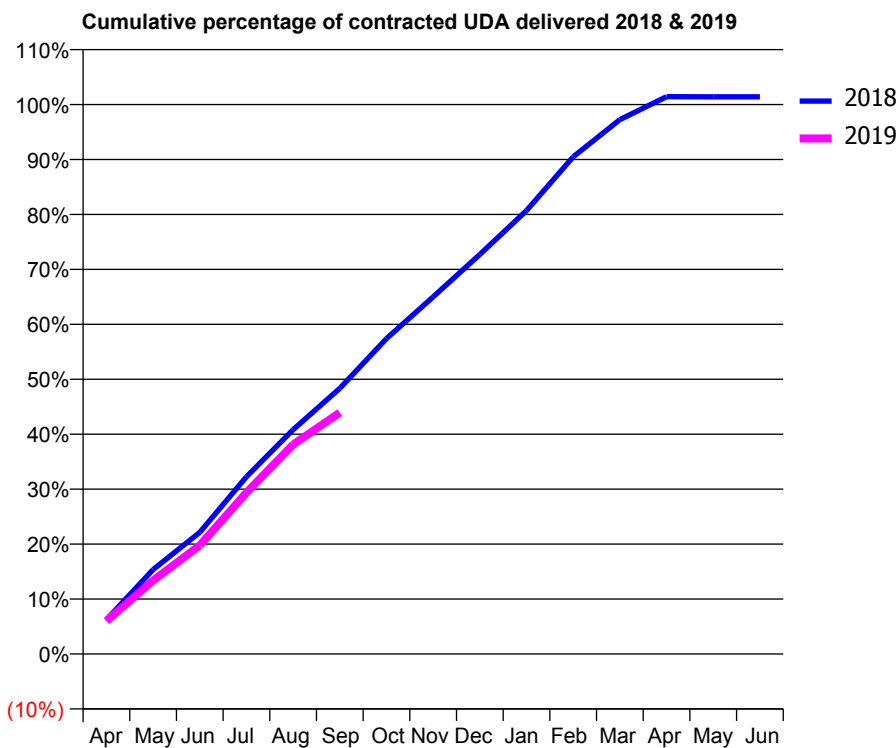
18/19 Contracted general activity (UDA)	24,128
Carry forward general activity (UDA)	0
18/19 Contracted orthodontic activity (UOA)	0
Carry forward orthodontic activity (UOA)	0
Baseline contract value	£616,199.25

### ACCESS\*

Patients seen in 24 months	Total	Change since previous quarter
Quarter ending September 2017	8,714	
Quarter ending December 2017	8,733	→
Quarter ending March 2018	8,673	→
Quarter ending June 2018	8,650	→
Quarter ending September 2018	8,441	↓
<b>Variance since September 2017</b>	<b>(3.1%)</b>	<b>↓</b>



### ACTIVITY



Month	Adjusted Scheduled Activity (UDA)	
	2018	2019
April	1,507	1,450
May	3,710	3,232
June	5,342	4,770
July	7,784	7,090
August	9,854	9,200
September	11,664	10,598
October	13,851	
November	15,684	
December	17,545	
January	19,470	
February	21,830	
March	23,465	
April	24,469	
May	24,468	
June	24,466	

### QUALITY

	Quantity	Base Number	Contract	AT	Region	England
% of FP17s for the same patient ID Re-attending within 3 months - Children	153	1,660	9.2%	10.0%	11.4%	11.6%
% of FP17s for the same patient ID Re-attending within 3 months - Adults	765	4,766	16.1%	14.3%	15.0%	15.5%
% of FP17s for the same patient ID Re-attending between 3 & 9 months - Children	1,022	1,660	61.6%	56.4%	59.9%	58.8%
% of FP17s for the same patient ID Re-attending between 3 & 9 months - Adults	2,814	4,766	59.0%	50.1%	52.0%	51.1%
% of FP17s for Band 1 Urgent Courses	627	5,906	10.6%	8.5%	8.0%	9.0%
% of FP17s Relating to Free Repair or Replacements	63	5,906	1.1%	0.7%	0.8%	0.8%
% of FP17s Relating to Continuations	30	5,906	0.5%	0.9%	0.9%	0.9%
% of Patients satisfied with the dentistry they have received	3	4	N/A	92.9%	93.5%	93.3%
% of Patients satisfied with the time they had to wait for an appointment	3	4	N/A	89.3%	89.1%	88.9%

\* This is based on patients treated on this contract for their most recent course of treatment. Figures in italics indicate the base number of FP17s or Patient Questionnaire responses are less than 100. N/A is shown where the base number of responses is less than 10 during the period. % is calculated as Quantity/Base number\*100

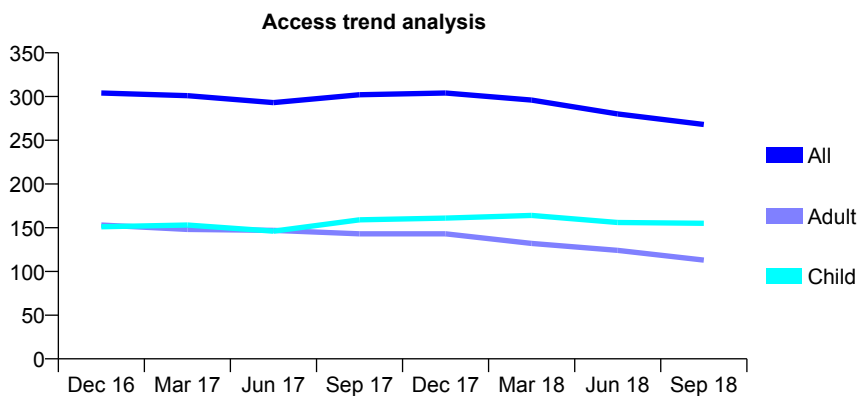
## Q57 - Vital Signs At a Glance Contract Report for 205230/0002 - September 2018

Name or company name	Oakmor Dental Centre
Contract type name	GDS Contract
Purpose of contract	General
Contract start date	05/05/2011
Contract end date	

18/19 Contracted general activity (UDA)	888
Carry forward general activity (UDA)	0
18/19 Contracted orthodontic activity (UOA)	0
Carry forward orthodontic activity (UOA)	0
Baseline contract value	£19,852.65

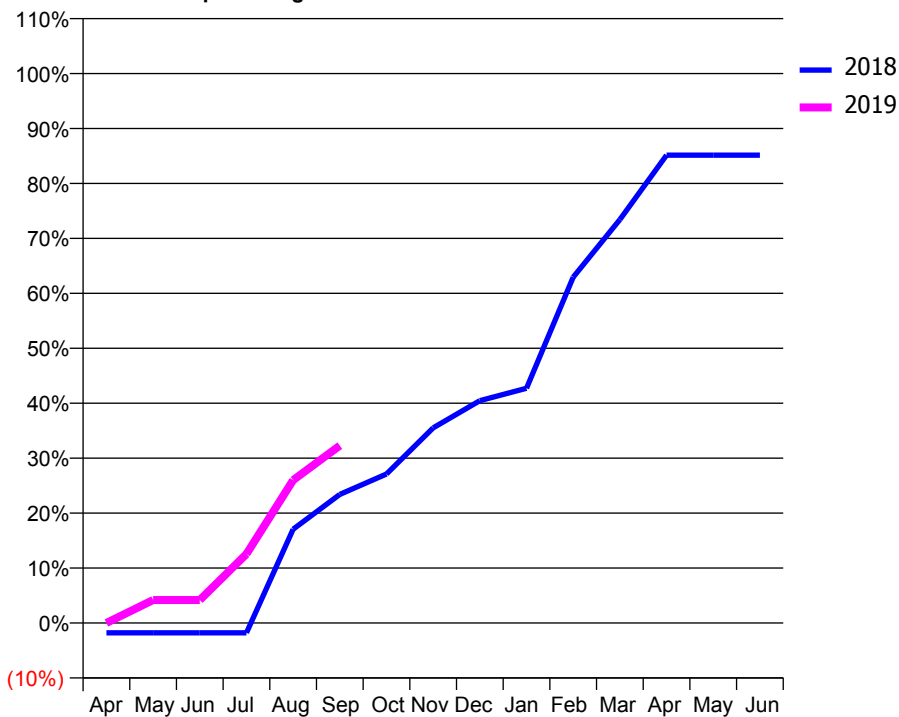
### ACCESS\*

Patients seen in 24 months	Total	Change since previous quarter
Quarter ending September 2017	302	
Quarter ending December 2017	304	→
Quarter ending March 2018	296	↓
Quarter ending June 2018	280	↓
Quarter ending September 2018	268	↓
<b>Variance since September 2017</b>	<b>(11.3%)</b>	<b>↓</b>



### ACTIVITY

Cumulative percentage of contracted UDA delivered 2018 & 2019



Adjusted Scheduled Activity (UDA)		
Month	2018	2019
April	-16	0
May	-16	37
June	-16	37
July	-16	112
August	152	231
September	208	287
October	241	
November	315	
December	359	
January	379	
February	559	
March	652	
April	756	
May	756	
June	756	

### QUALITY

	Quantity	Base Number	Contract	AT	Region	England
% of FP17s for the same patient ID Re-attending within 3 months - Children	8	134	6.0%	10.0%	11.4%	11.6%
% of FP17s for the same patient ID Re-attending within 3 months - Adults	14	79	17.7%	14.3%	15.0%	15.5%
% of FP17s for the same patient ID Re-attending between 3 & 9 months - Children	108	134	80.6%	56.4%	59.9%	58.8%
% of FP17s for the same patient ID Re-attending between 3 & 9 months - Adults	51	79	64.6%	50.1%	52.0%	51.1%
% of FP17s for Band 1 Urgent Courses	9	181	5.0%	8.5%	8.0%	9.0%
% of FP17s Relating to Free Repair or Replacements	1	181	0.6%	0.7%	0.8%	0.8%
% of FP17s Relating to Continuations	1	181	0.6%	0.9%	0.9%	0.9%
% of Patients satisfied with the dentistry they have received	0	0	N/A	92.9%	93.5%	93.3%
% of Patients satisfied with the time they had to wait for an appointment	0	0	N/A	89.3%	89.1%	88.9%

\* This is based on patients treated on this contract for their most recent course of treatment. Figures in italics indicate the base number of FP17s or Patient Questionnaire responses are less than 100. N/A is shown where the base number of responses is less than 10 during the period. % is calculated as Quantity/Base number\*100

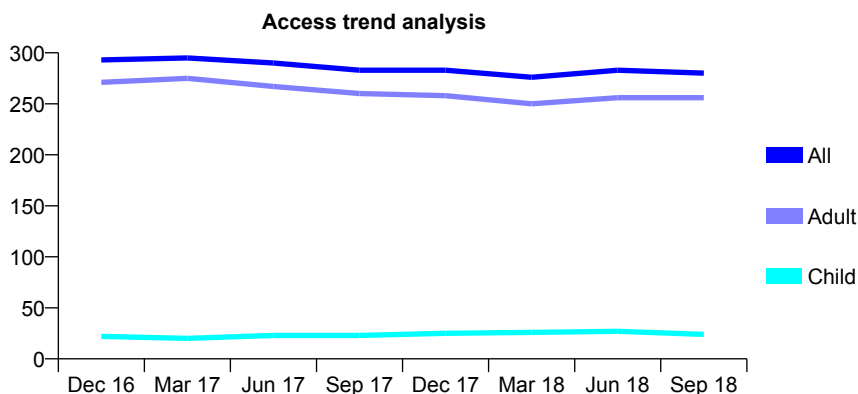
## Q57 - Vital Signs At a Glance Contract Report for 207837/0002 - September 2018

Name or company name	MR RK DESAI
Contract type name	GDS Contract
Purpose of contract	General
Contract start date	01/04/2006
Contract end date	

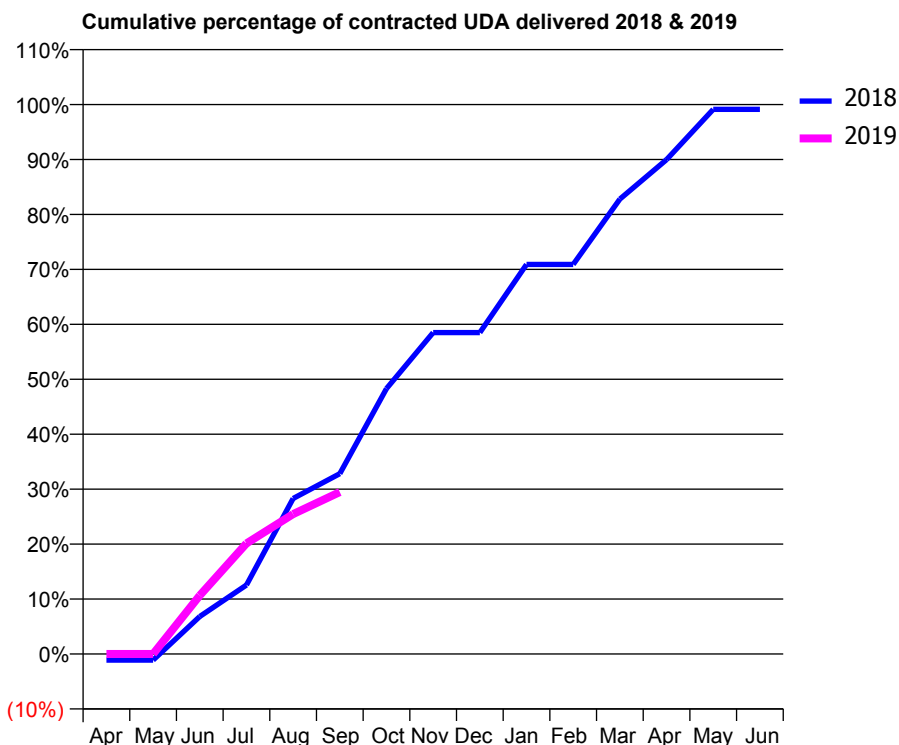
18/19 Contracted general activity (UDA)	800
Carry forward general activity (UDA)	0
18/19 Contracted orthodontic activity (UOA)	0
Carry forward orthodontic activity (UOA)	0
Baseline contract value	£24,773.42

### ACCESS\*

Patients seen in 24 months	Total	Change since previous quarter
Quarter ending September 2017	283	
Quarter ending December 2017	283	→
Quarter ending March 2018	276	↓
Quarter ending June 2018	283	↑
Quarter ending September 2018	280	↓
<b>Variance since September 2017</b>	<b>(1.1%)</b>	<b>↓</b>



### ACTIVITY



Adjusted Scheduled Activity (UDA)		
Month	2018	2019
April	-9	0
May	-9	0
June	55	85
July	100	161
August	226	204
September	263	236
October	386	
November	468	
December	468	
January	567	
February	567	
March	662	
April	720	
May	793	
June	793	

### QUALITY

	Quantity	Base Number	Contract	AT	Region	England
% of FP17s for the same patient ID Re-attending within 3 months - Children	1	13	7.7%	10.0%	11.4%	11.6%
% of FP17s for the same patient ID Re-attending within 3 months - Adults	14	144	9.7%	14.3%	15.0%	15.5%
% of FP17s for the same patient ID Re-attending between 3 & 9 months - Children	2	13	15.4%	56.4%	59.9%	58.8%
% of FP17s for the same patient ID Re-attending between 3 & 9 months - Adults	52	144	36.1%	50.1%	52.0%	51.1%
% of FP17s for Band 1 Urgent Courses	39	104	37.5%	8.5%	8.0%	9.0%
% of FP17s Relating to Free Repair or Replacements	4	104	3.8%	0.7%	0.8%	0.8%
% of FP17s Relating to Continuations	3	104	2.9%	0.9%	0.9%	0.9%
% of Patients satisfied with the dentistry they have received	0	1	N/A	92.9%	93.5%	93.3%
% of Patients satisfied with the time they had to wait for an appointment	1	1	N/A	89.3%	89.1%	88.9%

\* This is based on patients treated on this contract for their most recent course of treatment. Figures in italics indicate the base number of FP17s or Patient Questionnaire responses are less than 100. N/A is shown where the base number of responses is less than 10 during the period. % is calculated as Quantity/Base number\*100

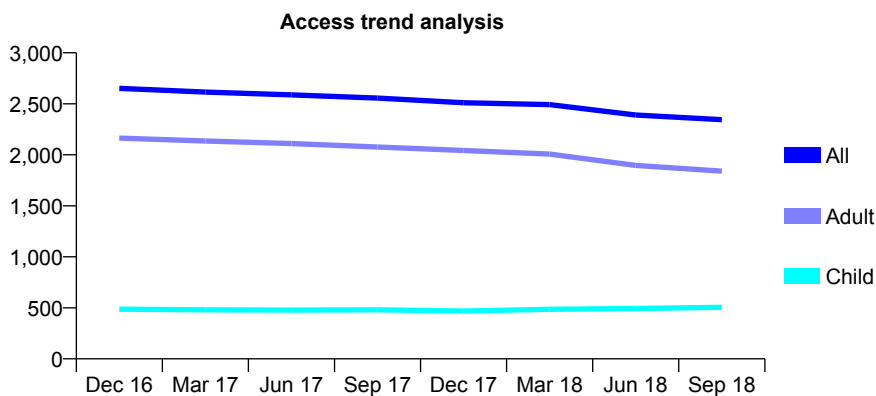
## Q57 - Vital Signs At a Glance Contract Report for 209708/0001 - September 2018

Name or company name	Dedham Dental Surgery
Contract type name	GDS Contract
Purpose of contract	General
Contract start date	01/04/2006
Contract end date	

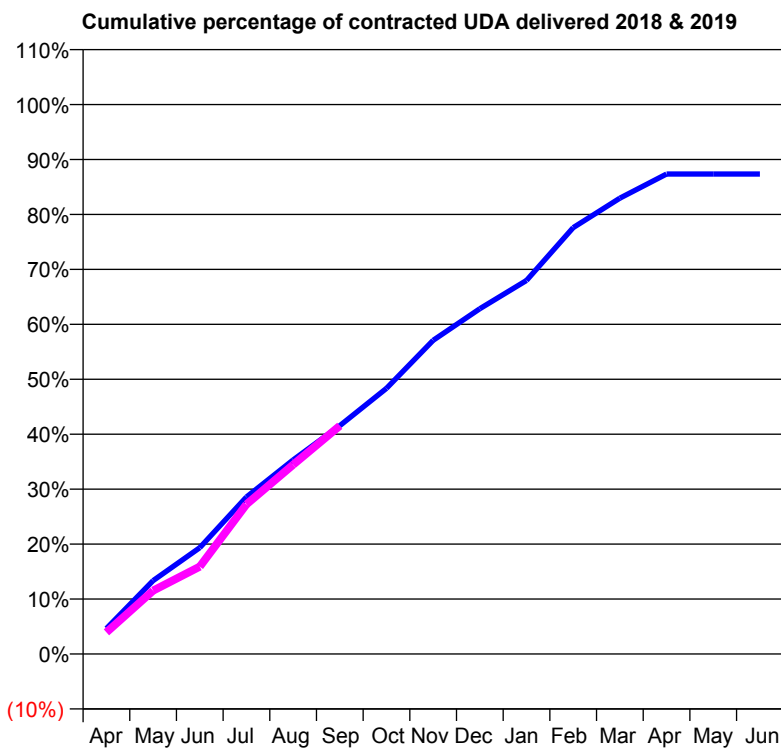
18/19 Contracted general activity (UDA)	6,426
Carry forward general activity (UDA)	0
18/19 Contracted orthodontic activity (UOA)	0
Carry forward orthodontic activity (UOA)	0
Baseline contract value	£191,044.59

### ACCESS\*

Patients seen in 24 months	Total	Change since previous quarter
Quarter ending September 2017	2,556	
Quarter ending December 2017	2,510	↓
Quarter ending March 2018	2,492	→
Quarter ending June 2018	2,390	↓
Quarter ending September 2018	2,345	↓
<b>Variance since September 2017</b>	<b>(8.3%)</b>	<b>↓</b>



### ACTIVITY



Adjusted Scheduled Activity (UDA)		
Month	2018	2019
April	299	254
May	859	742
June	1,243	1,023
July	1,836	1,750
August	2,269	2,214
September	2,670	2,668
October	3,107	
November	3,669	
December	4,037	
January	4,368	
February	4,986	
March	5,331	
April	5,613	
May	5,614	
June	5,614	

### QUALITY

	Quantity	Base Number	Contract	AT	Region	England
% of FP17s for the same patient ID Re-attending within 3 months - Children	13	365	3.6%	10.0%	11.4%	11.6%
% of FP17s for the same patient ID Re-attending within 3 months - Adults	199	1,398	14.2%	14.3%	15.0%	15.5%
% of FP17s for the same patient ID Re-attending between 3 & 9 months - Children	189	365	51.8%	56.4%	59.9%	58.8%
% of FP17s for the same patient ID Re-attending between 3 & 9 months - Adults	792	1,398	56.7%	50.1%	52.0%	51.1%
% of FP17s for Band 1 Urgent Courses	106	1,593	6.7%	8.5%	8.0%	9.0%
% of FP17s Relating to Free Repair or Replacements	9	1,593	0.6%	0.7%	0.8%	0.8%
% of FP17s Relating to Continuations	0	1,593	0.0%	0.9%	0.9%	0.9%
% of Patients satisfied with the dentistry they have received	4	4	N/A	92.9%	93.5%	93.3%
% of Patients satisfied with the time they had to wait for an appointment	4	4	N/A	89.3%	89.1%	88.9%

\* This is based on patients treated on this contract for their most recent course of treatment. Figures in italics indicate the base number of FP17s or Patient Questionnaire responses are less than 100. N/A is shown where the base number of responses is less than 10 during the period. % is calculated as Quantity/Base number\*100

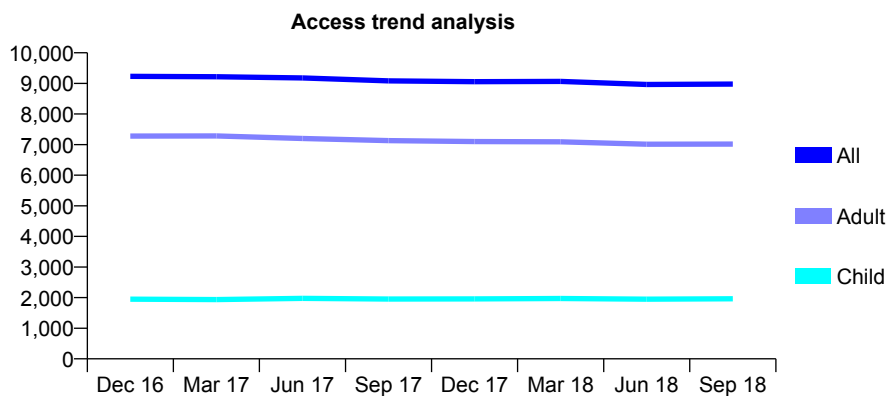
## Q57 - Vital Signs At a Glance Contract Report for 219045/0001 - September 2018

Name or company name	MR PJ POWER
Contract type name	GDS Contract
Purpose of contract	General
Contract start date	01/04/2006
Contract end date	

18/19 Contracted general activity (UDA)	26,541
Carry forward general activity (UDA)	0
18/19 Contracted orthodontic activity (UOA)	0
Carry forward orthodontic activity (UOA)	0
Baseline contract value	£744,699.80

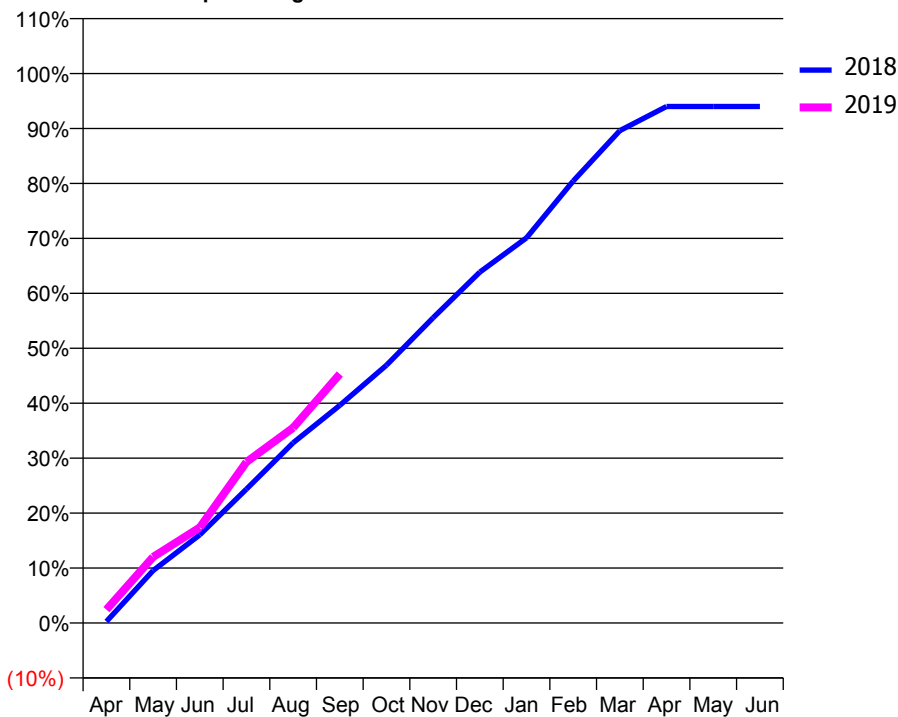
### ACCESS\*

Patients seen in 24 months	Total	Change since previous quarter
Quarter ending September 2017	9,084	
Quarter ending December 2017	9,057	→
Quarter ending March 2018	9,065	→
Quarter ending June 2018	8,964	↓
Quarter ending September 2018	8,978	→
<b>Variance since September 2017</b>	<b>(1.2%)</b>	<b>↓</b>



### ACTIVITY

Cumulative percentage of contracted UDA delivered 2018 & 2019



Month	Adjusted Scheduled Activity (UDA)	
	2018	2019
April	72	645
May	2,535	3,191
June	4,260	4,618
July	6,471	7,775
August	8,704	9,433
September	10,517	12,031
October	12,451	
November	14,744	
December	16,948	
January	18,601	
February	21,345	
March	23,785	
April	24,950	
May	24,947	
June	24,947	

### QUALITY

	Quantity	Base Number	Contract	AT	Region	England
% of FP17s for the same patient ID Re-attending within 3 months - Children	92	1,493	6.2%	10.0%	11.4%	11.6%
% of FP17s for the same patient ID Re-attending within 3 months - Adults	712	5,092	14.0%	14.3%	15.0%	15.5%
% of FP17s for the same patient ID Re-attending between 3 & 9 months - Children	843	1,493	56.5%	56.4%	59.9%	58.8%
% of FP17s for the same patient ID Re-attending between 3 & 9 months - Adults	2,551	5,092	50.1%	50.1%	52.0%	51.1%
% of FP17s for Band 1 Urgent Courses	710	6,085	11.7%	8.5%	8.0%	9.0%
% of FP17s Relating to Free Repair or Replacements	37	6,085	0.6%	0.7%	0.8%	0.8%
% of FP17s Relating to Continuations	19	6,085	0.3%	0.9%	0.9%	0.9%
% of Patients satisfied with the dentistry they have received	10	10	100.0%	92.9%	93.5%	93.3%
% of Patients satisfied with the time they had to wait for an appointment	10	10	100.0%	89.3%	89.1%	88.9%

\* This is based on patients treated on this contract for their most recent course of treatment. Figures in italics indicate the base number of FP17s or Patient Questionnaire responses are less than 100. N/A is shown where the base number of responses is less than 10 during the period. % is calculated as Quantity/Base number\*100



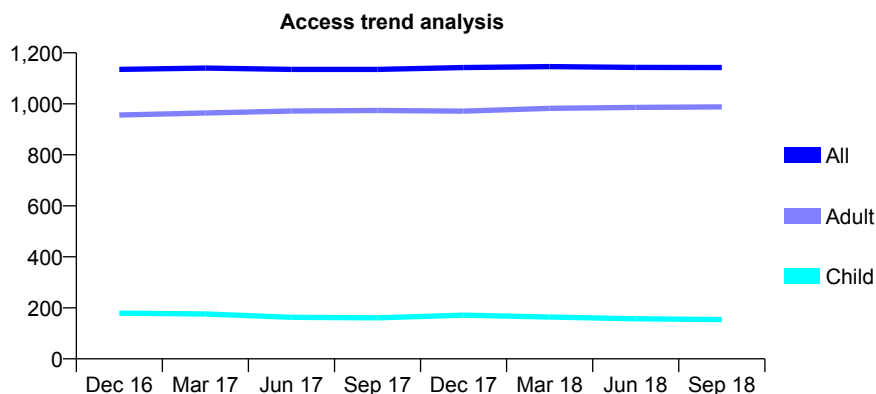
## Q57 - Vital Signs At a Glance Contract Report for 220051/0001 - September 2018

Name or company name	MRS SA RANKIN
Contract type name	GDS Contract
Purpose of contract	General
Contract start date	01/04/2006
Contract end date	

18/19 Contracted general activity (UDA)	3,735
Carry forward general activity (UDA)	0
18/19 Contracted orthodontic activity (UOA)	0
Carry forward orthodontic activity (UOA)	0
Baseline contract value	£82,230.63

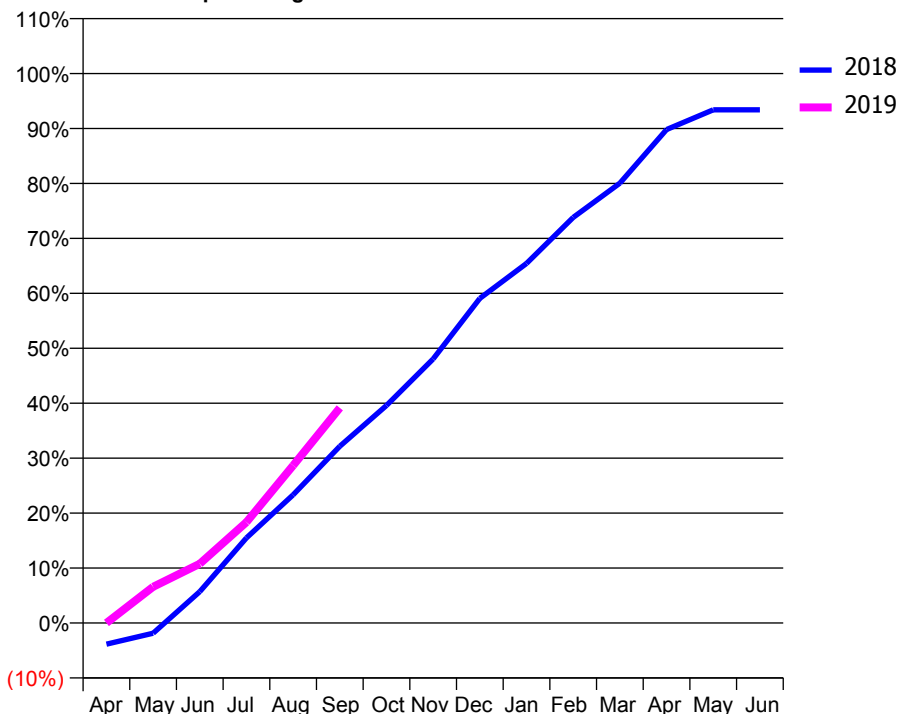
### ACCESS\*

Patients seen in 24 months	Total	Change since previous quarter
Quarter ending September 2017	1,135	
Quarter ending December 2017	1,142	→
Quarter ending March 2018	1,146	→
Quarter ending June 2018	1,143	→
Quarter ending September 2018	1,142	→
<b>Variance since September 2017</b>	<b>0.6%</b>	<b>→</b>



### ACTIVITY

Cumulative percentage of contracted UDA delivered 2018 & 2019



Month	Adjusted Scheduled Activity (UDA)	
	2018	2019
April	-145	0
May	-71	246
June	213	403
July	579	685
August	872	1,071
September	1,201	1,462
October	1,479	
November	1,795	
December	2,206	
January	2,444	
February	2,757	
March	2,990	
April	3,354	
May	3,488	
June	3,488	

### QUALITY

	Quantity	Base Number	Contract	AT	Region	England
% of FP17s for the same patient ID Re-attending within 3 months - Children	4	103	3.9%	10.0%	11.4%	11.6%
% of FP17s for the same patient ID Re-attending within 3 months - Adults	112	712	15.7%	14.3%	15.0%	15.5%
% of FP17s for the same patient ID Re-attending between 3 & 9 months - Children	52	103	50.5%	56.4%	59.9%	58.8%
% of FP17s for the same patient ID Re-attending between 3 & 9 months - Adults	282	712	39.6%	50.1%	52.0%	51.1%
% of FP17s for Band 1 Urgent Courses	64	618	10.4%	8.5%	8.0%	9.0%
% of FP17s Relating to Free Repair or Replacements	15	618	2.4%	0.7%	0.8%	0.8%
% of FP17s Relating to Continuations	17	618	2.8%	0.9%	0.9%	0.9%
% of Patients satisfied with the dentistry they have received	6	6	N/A	92.9%	93.5%	93.3%
% of Patients satisfied with the time they had to wait for an appointment	6	6	N/A	89.3%	89.1%	88.9%

\* This is based on patients treated on this contract for their most recent course of treatment. Figures in italics indicate the base number of FP17s or Patient Questionnaire responses are less than 100. N/A is shown where the base number of responses is less than 10 during the period. % is calculated as Quantity/Base number\*100

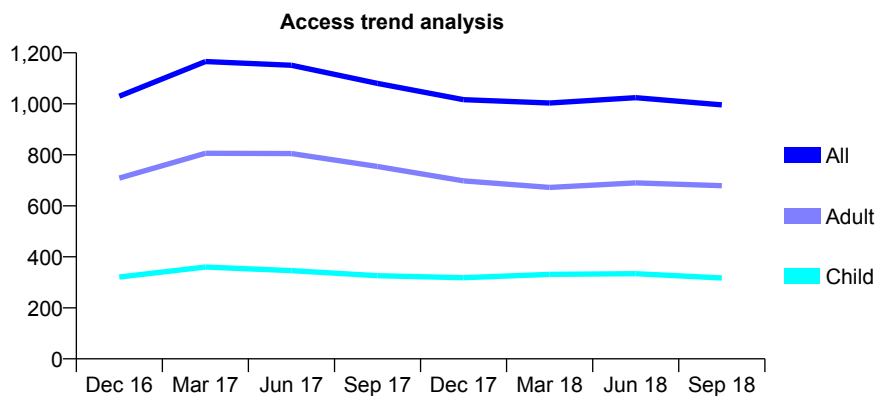
## Q57 - Vital Signs At a Glance Contract Report for 221694/0001 - September 2018

Name or company name	MR MP GOODCHILD
Contract type name	GDS Contract
Purpose of contract	General
Contract start date	01/04/2006
Contract end date	

18/19 Contracted general activity (UDA)	2,861
Carry forward general activity (UDA)	0
18/19 Contracted orthodontic activity (UOA)	0
Carry forward orthodontic activity (UOA)	0
Baseline contract value	£71,206.04

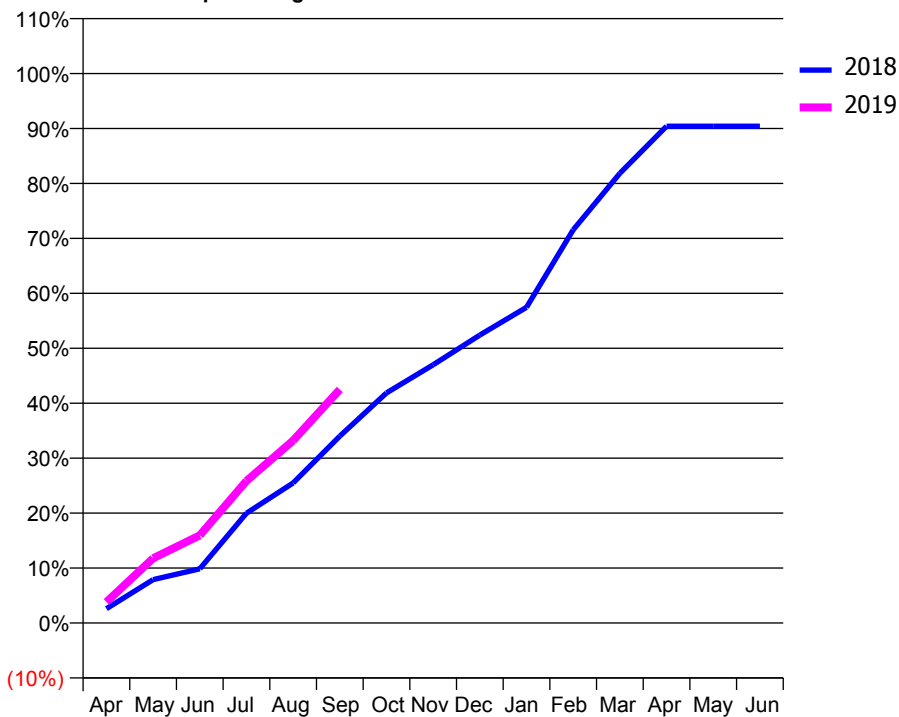
### ACCESS\*

Patients seen in 24 months	Total	Change since previous quarter
Quarter ending September 2017	1,080	
Quarter ending December 2017	1,016	↓
Quarter ending March 2018	1,003	↓
Quarter ending June 2018	1,024	↑
Quarter ending September 2018	996	↓
<b>Variance since September 2017</b>	<b>(7.8%)</b>	<b>↓</b>



### ACTIVITY

Cumulative percentage of contracted UDA delivered 2018 & 2019



Month	Adjusted Scheduled Activity (UDA)	
	2018	2019
April	75	110
May	226	337
June	282	456
July	572	740
August	730	950
September	973	1,216
October	1,198	
November	1,344	
December	1,499	
January	1,644	
February	2,047	
March	2,341	
April	2,586	
May	2,586	
June	2,586	

### QUALITY

	Quantity	Base Number	Contract	AT	Region	England
% of FP17s for the same patient ID Re-attending within 3 months - Children	14	227	6.2%	10.0%	11.4%	11.6%
% of FP17s for the same patient ID Re-attending within 3 months - Adults	44	393	11.2%	14.3%	15.0%	15.5%
% of FP17s for the same patient ID Re-attending between 3 & 9 months - Children	129	227	56.8%	56.4%	59.9%	58.8%
% of FP17s for the same patient ID Re-attending between 3 & 9 months - Adults	167	393	42.5%	50.1%	52.0%	51.1%
% of FP17s for Band 1 Urgent Courses	29	544	5.3%	8.5%	8.0%	9.0%
% of FP17s Relating to Free Repair or Replacements	1	544	0.2%	0.7%	0.8%	0.8%
% of FP17s Relating to Continuations	3	544	0.6%	0.9%	0.9%	0.9%
% of Patients satisfied with the dentistry they have received	0	0	N/A	92.9%	93.5%	93.3%
% of Patients satisfied with the time they had to wait for an appointment	0	0	N/A	89.3%	89.1%	88.9%

\* This is based on patients treated on this contract for their most recent course of treatment. Figures in italics indicate the base number of FP17s or Patient Questionnaire responses are less than 100. N/A is shown where the base number of responses is less than 10 during the period. % is calculated as Quantity/Base number\*100

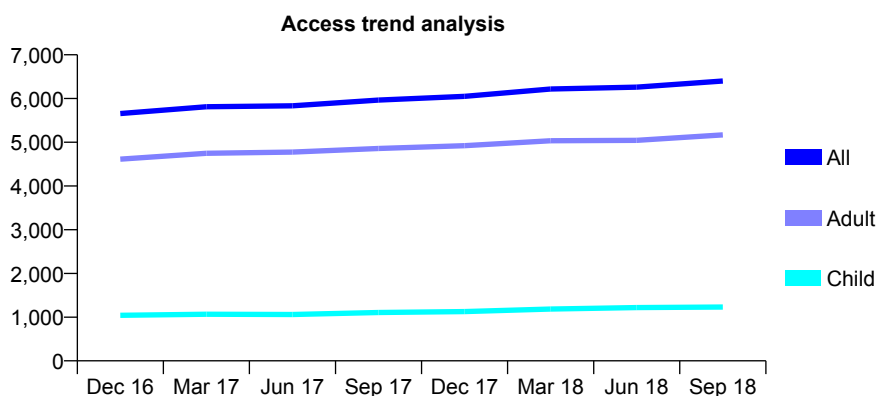
## Q57 - Vital Signs At a Glance Contract Report for 229598/0001 - September 2018

Name or company name	Heybridge Dental Practice Partnership
Contract type name	GDS Contract
Purpose of contract	General
Contract start date	01/04/2006
Contract end date	

18/19 Contracted general activity (UDA)	21,357
Carry forward general activity (UDA)	0
18/19 Contracted orthodontic activity (UOA)	0
Carry forward orthodontic activity (UOA)	0
Baseline contract value	£632,992.42

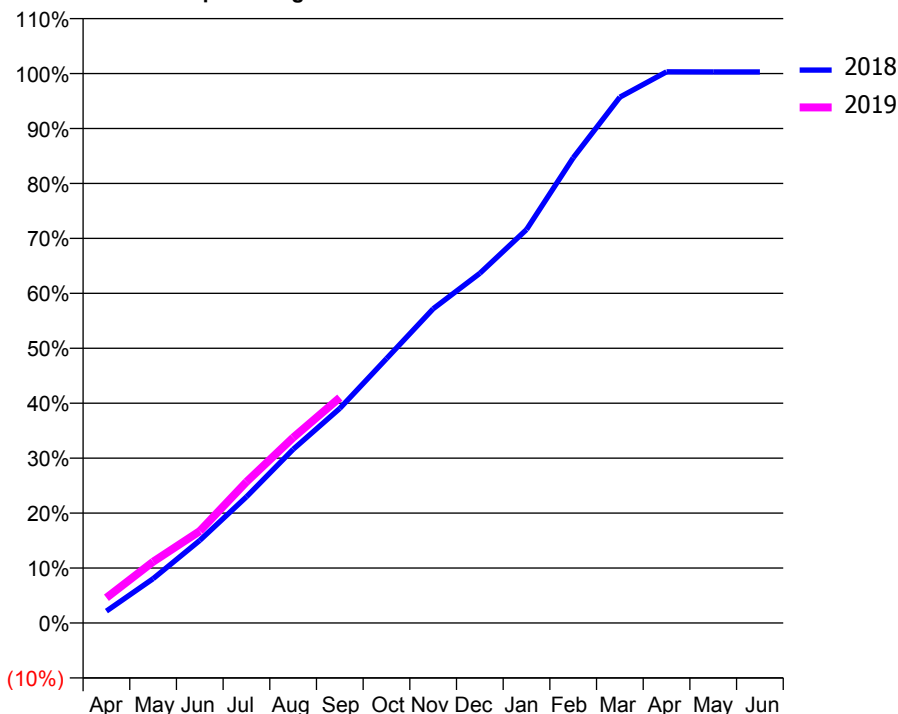
### ACCESS\*

Patients seen in 24 months	Total	Change since previous quarter
Quarter ending September 2017	5,965	
Quarter ending December 2017	6,049	→
Quarter ending March 2018	6,219	↑
Quarter ending June 2018	6,261	→
Quarter ending September 2018	6,401	↑
<b>Variance since September 2017</b>	<b>7.3%</b>	<b>↑</b>



### ACTIVITY

**Cumulative percentage of contracted UDA delivered 2018 & 2019**



**Adjusted Scheduled Activity (UDA)**

Month	2018	2019
April	462	982
May	1,722	2,379
June	3,209	3,573
July	4,906	5,486
August	6,750	7,204
September	8,339	8,762
October	10,274	
November	12,211	
December	13,594	
January	15,294	
February	18,079	
March	20,438	
April	21,420	
May	21,417	
June	21,417	

### QUALITY

	Quantity	Base Number	Contract	AT	Region	England
% of FP17s for the same patient ID Re-attending within 3 months - Children	122	1,024	11.9%	10.0%	11.4%	11.6%
% of FP17s for the same patient ID Re-attending within 3 months - Adults	788	3,965	19.9%	14.3%	15.0%	15.5%
% of FP17s for the same patient ID Re-attending between 3 & 9 months - Children	623	1,024	60.8%	56.4%	59.9%	58.8%
% of FP17s for the same patient ID Re-attending between 3 & 9 months - Adults	2,280	3,965	57.5%	50.1%	52.0%	51.1%
% of FP17s for Band 1 Urgent Courses	501	4,365	11.5%	8.5%	8.0%	9.0%
% of FP17s Relating to Free Repair or Replacements	33	4,365	0.8%	0.7%	0.8%	0.8%
% of FP17s Relating to Continuations	36	4,365	0.8%	0.9%	0.9%	0.9%
% of Patients satisfied with the dentistry they have received	3	3	N/A	92.9%	93.5%	93.3%
% of Patients satisfied with the time they had to wait for an appointment	3	3	N/A	89.3%	89.1%	88.9%

\* This is based on patients treated on this contract for their most recent course of treatment. Figures in italics indicate the base number of FP17s or Patient Questionnaire responses are less than 100. N/A is shown where the base number of responses is less than 10 during the period. % is calculated as Quantity/Base number\*100

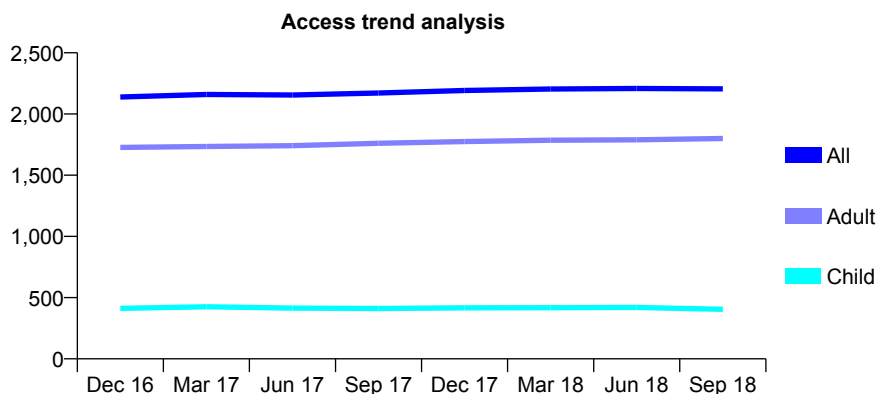
## Q57 - Vital Signs At a Glance Contract Report for 237914/0001 - September 2018

Name or company name	MISS S RASHID
Contract type name	GDS Contract
Purpose of contract	General
Contract start date	01/04/2006
Contract end date	

18/19 Contracted general activity (UDA)	6,521
Carry forward general activity (UDA)	0
18/19 Contracted orthodontic activity (UOA)	0
Carry forward orthodontic activity (UOA)	0
Baseline contract value	£151,360.28

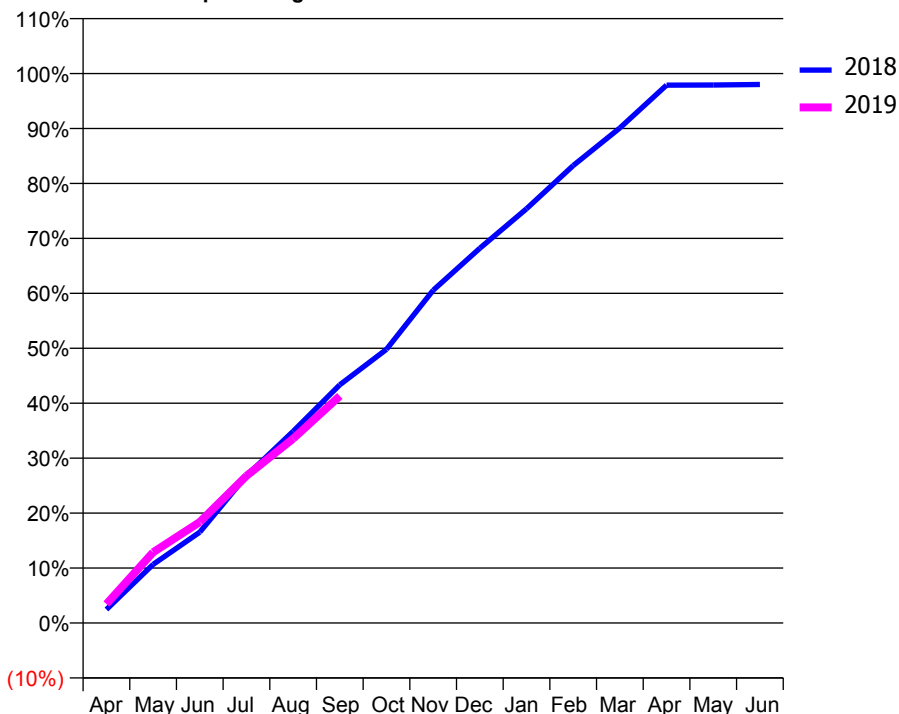
### ACCESS\*

Patients seen in 24 months	Total	Change since previous quarter
Quarter ending September 2017	2,172	
Quarter ending December 2017	2,192	→
Quarter ending March 2018	2,204	→
Quarter ending June 2018	2,209	→
Quarter ending September 2018	2,205	→
<b>Variance since September 2017</b>	<b>1.5%</b>	<b>→</b>



### ACTIVITY

Cumulative percentage of contracted UDA delivered 2018 & 2019



Adjusted Scheduled Activity (UDA)

Month	2018	2019
April	161	225
May	695	839
June	1,079	1,199
July	1,747	1,746
August	2,274	2,188
September	2,827	2,695
October	3,248	
November	3,949	
December	4,447	
January	4,915	
February	5,428	
March	5,875	
April	6,382	
May	6,384	
June	6,390	

### QUALITY

	Quantity	Base Number	Contract	AT	Region	England
% of FP17s for the same patient ID Re-attending within 3 months - Children	18	365	4.9%	10.0%	11.4%	11.6%
% of FP17s for the same patient ID Re-attending within 3 months - Adults	148	1,573	9.4%	14.3%	15.0%	15.5%
% of FP17s for the same patient ID Re-attending between 3 & 9 months - Children	274	365	75.1%	56.4%	59.9%	58.8%
% of FP17s for the same patient ID Re-attending between 3 & 9 months - Adults	1,171	1,573	74.4%	50.1%	52.0%	51.1%
% of FP17s for Band 1 Urgent Courses	43	1,647	2.6%	8.5%	8.0%	9.0%
% of FP17s Relating to Free Repair or Replacements	18	1,647	1.1%	0.7%	0.8%	0.8%
% of FP17s Relating to Continuations	0	1,647	0.0%	0.9%	0.9%	0.9%
% of Patients satisfied with the dentistry they have received	1	1	N/A	92.9%	93.5%	93.3%
% of Patients satisfied with the time they had to wait for an appointment	1	1	N/A	89.3%	89.1%	88.9%

\* This is based on patients treated on this contract for their most recent course of treatment. Figures in italics indicate the base number of FP17s or Patient Questionnaire responses are less than 100. N/A is shown where the base number of responses is less than 10 during the period. % is calculated as Quantity/Base number\*100

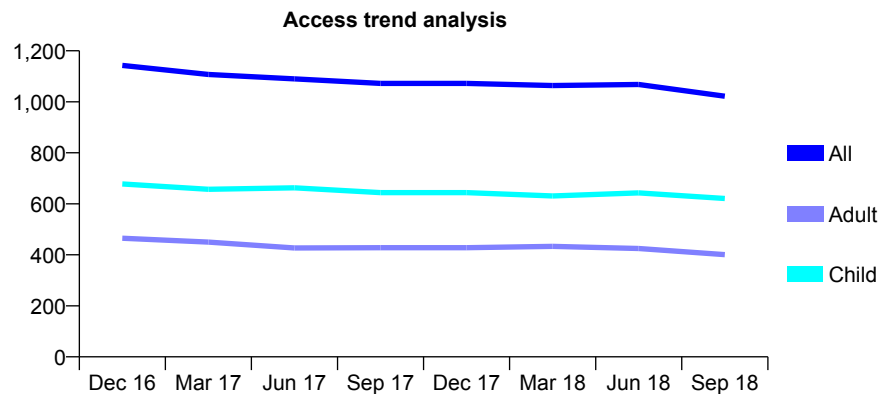
## Q57 - Vital Signs At a Glance Contract Report for 239402/0001 - September 2018

Name or company name	MISS CJ COPE
Contract type name	GDS Contract
Purpose of contract	General
Contract start date	01/04/2006
Contract end date	

18/19 Contracted general activity (UDA)	3,000
Carry forward general activity (UDA)	0
18/19 Contracted orthodontic activity (UOA)	0
Carry forward orthodontic activity (UOA)	0
Baseline contract value	£80,372.73

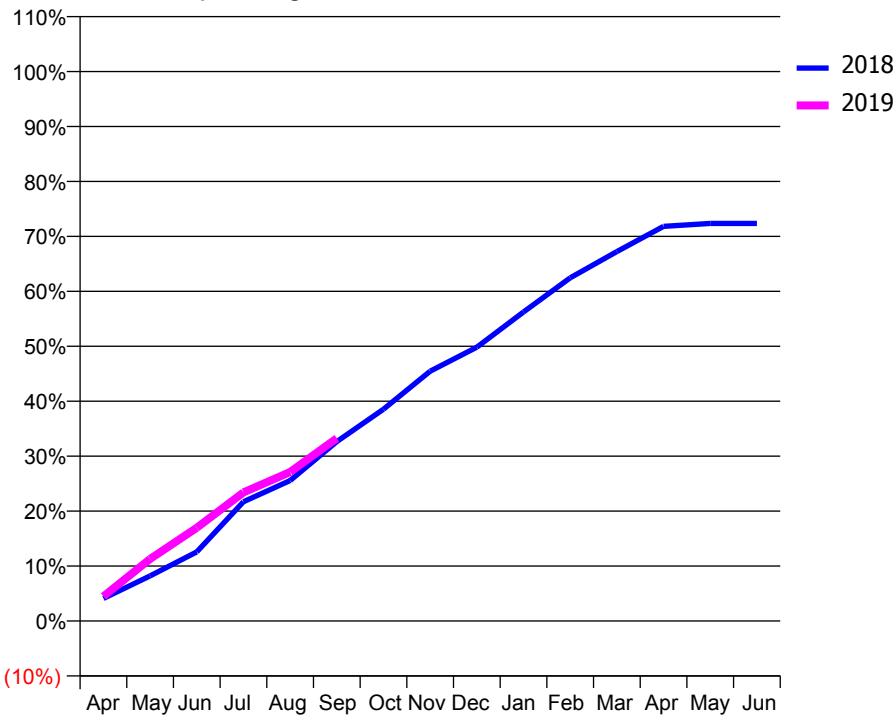
### ACCESS\*

Patients seen in 24 months	Total	Change since previous quarter
Quarter ending September 2017	1,072	
Quarter ending December 2017	1,072	→
Quarter ending March 2018	1,064	→
Quarter ending June 2018	1,068	→
Quarter ending September 2018	1,022	↓
<b>Variance since September 2017</b>	<b>(4.7%)</b>	<b>↓</b>



### ACTIVITY

Cumulative percentage of contracted UDA delivered 2018 & 2019



Adjusted Scheduled Activity (UDA)		
Month	2018	2019
April	123	134
May	247	339
June	377	509
July	651	702
August	767	814
September	980	998
October	1,157	
November	1,364	
December	1,495	
January	1,687	
February	1,874	
March	2,017	
April	2,154	
May	2,170	
June	2,170	

### QUALITY

	Quantity	Base Number	Contract	AT	Region	England
% of FP17s for the same patient ID Re-attending within 3 months - Children	52	521	10.0%	10.0%	11.4%	11.6%
% of FP17s for the same patient ID Re-attending within 3 months - Adults	20	238	8.4%	14.3%	15.0%	15.5%
% of FP17s for the same patient ID Re-attending between 3 & 9 months - Children	356	521	68.3%	56.4%	59.9%	58.8%
% of FP17s for the same patient ID Re-attending between 3 & 9 months - Adults	150	238	63.0%	50.1%	52.0%	51.1%
% of FP17s for Band 1 Urgent Courses	33	645	5.1%	8.5%	8.0%	9.0%
% of FP17s Relating to Free Repair or Replacements	2	645	0.3%	0.7%	0.8%	0.8%
% of FP17s Relating to Continuations	0	645	0.0%	0.9%	0.9%	0.9%
% of Patients satisfied with the dentistry they have received	0	0	N/A	92.9%	93.5%	93.3%
% of Patients satisfied with the time they had to wait for an appointment	0	0	N/A	89.3%	89.1%	88.9%

\* This is based on patients treated on this contract for their most recent course of treatment. Figures in italics indicate the base number of FP17s or Patient Questionnaire responses are less than 100. N/A is shown where the base number of responses is less than 10 during the period. % is calculated as Quantity/Base number\*100

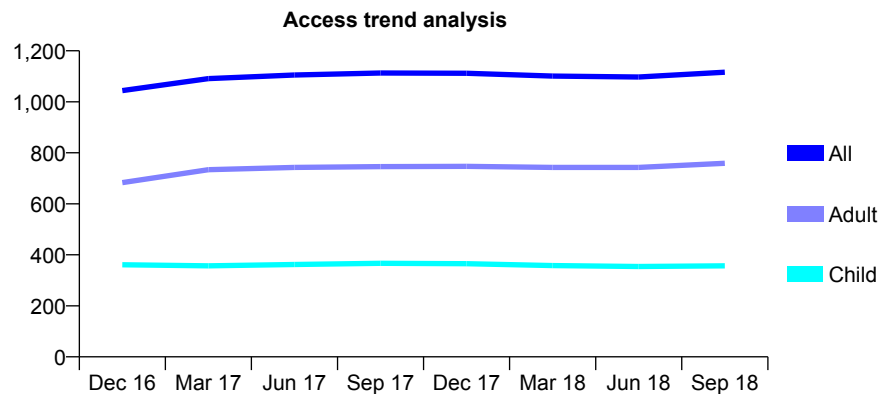
## Q57 - Vital Signs At a Glance Contract Report for 243566/0001 - September 2018

Name or company name	MISS M KHANNA
Contract type name	GDS Contract
Purpose of contract	General
Contract start date	01/04/2006
Contract end date	

18/19 Contracted general activity (UDA)	3,000
Carry forward general activity (UDA)	0
18/19 Contracted orthodontic activity (UOA)	0
Carry forward orthodontic activity (UOA)	0
Baseline contract value	£71,888.81

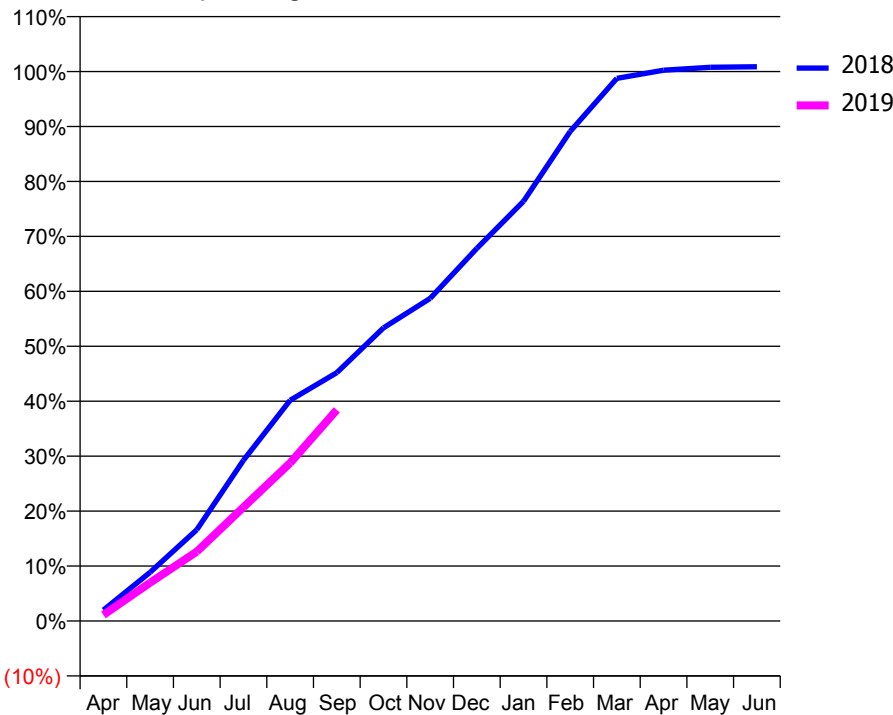
### ACCESS\*

Patients seen in 24 months	Total	Change since previous quarter
Quarter ending September 2017	1,113	
Quarter ending December 2017	1,112	→
Quarter ending March 2018	1,101	→
Quarter ending June 2018	1,097	→
Quarter ending September 2018	1,116	→
<b>Variance since September 2017</b>	<b>0.3%</b>	<b>→</b>



### ACTIVITY

Cumulative percentage of contracted UDA delivered 2018 & 2019



Month	Adjusted Scheduled Activity (UDA)	
	2018	2019
April	48	33
May	213	209
June	399	379
July	702	621
August	964	863
September	1,085	1,153
October	1,281	
November	1,409	
December	1,627	
January	1,833	
February	2,138	
March	2,370	
April	2,406	
May	2,419	
June	2,421	

### QUALITY

	Quantity	Base Number	Contract	AT	Region	England
% of FP17s for the same patient ID Re-attending within 3 months - Children	8	209	3.8%	10.0%	11.4%	11.6%
% of FP17s for the same patient ID Re-attending within 3 months - Adults	44	401	11.0%	14.3%	15.0%	15.5%
% of FP17s for the same patient ID Re-attending between 3 & 9 months - Children	125	209	59.8%	56.4%	59.9%	58.8%
% of FP17s for the same patient ID Re-attending between 3 & 9 months - Adults	205	401	51.1%	50.1%	52.0%	51.1%
% of FP17s for Band 1 Urgent Courses	45	583	7.7%	8.5%	8.0%	9.0%
% of FP17s Relating to Free Repair or Replacements	0	583	0.0%	0.7%	0.8%	0.8%
% of FP17s Relating to Continuations	2	583	0.3%	0.9%	0.9%	0.9%
% of Patients satisfied with the dentistry they have received	0	0	N/A	92.9%	93.5%	93.3%
% of Patients satisfied with the time they had to wait for an appointment	0	0	N/A	89.3%	89.1%	88.9%

\* This is based on patients treated on this contract for their most recent course of treatment. Figures in italics indicate the base number of FP17s or Patient Questionnaire responses are less than 100. N/A is shown where the base number of responses is less than 10 during the period. % is calculated as Quantity/Base number\*100

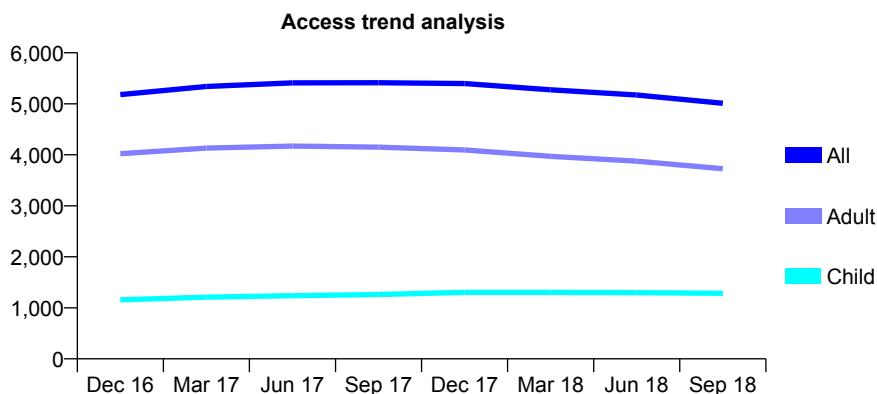
## Q57 - Vital Signs At a Glance Contract Report for 251089/0001 - September 2018

Name or company name	MR JC CUDDIGAN
Contract type name	GDS Contract
Purpose of contract	General
Contract start date	01/04/2006
Contract end date	

18/19 Contracted general activity (UDA)	11,799
Carry forward general activity (UDA)	0
18/19 Contracted orthodontic activity (UOA)	0
Carry forward orthodontic activity (UOA)	0
Baseline contract value	£292,655.55

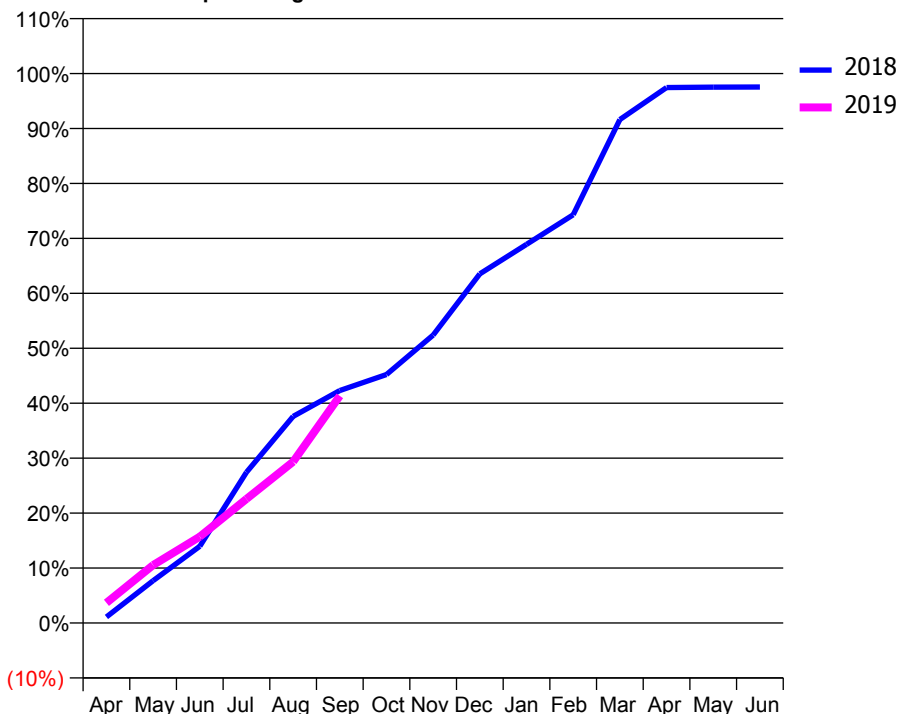
### ACCESS\*

Patients seen in 24 months	Total	Change since previous quarter
Quarter ending September 2017	5,412	
Quarter ending December 2017	5,398	→
Quarter ending March 2018	5,274	↓
Quarter ending June 2018	5,173	↓
Quarter ending September 2018	5,011	↓
<b>Variance since September 2017</b>	<b>(7.4%)</b>	<b>↓</b>



### ACTIVITY

Cumulative percentage of contracted UDA delivered 2018 & 2019



Adjusted Scheduled Activity (UDA)

Month	2018	2019
April	131	433
May	910	1,244
June	1,646	1,854
July	3,238	2,665
August	4,438	3,464
September	4,992	4,878
October	5,336	
November	6,184	
December	7,497	
January	8,130	
February	8,767	
March	10,809	
April	11,497	
May	11,505	
June	11,508	

### QUALITY

	Quantity	Base Number	Contract	AT	Region	England
% of FP17s for the same patient ID Re-attending within 3 months - Children	44	858	5.1%	10.0%	11.4%	11.6%
% of FP17s for the same patient ID Re-attending within 3 months - Adults	341	2,198	15.5%	14.3%	15.0%	15.5%
% of FP17s for the same patient ID Re-attending between 3 & 9 months - Children	445	858	51.9%	56.4%	59.9%	58.8%
% of FP17s for the same patient ID Re-attending between 3 & 9 months - Adults	1,136	2,198	51.7%	50.1%	52.0%	51.1%
% of FP17s for Band 1 Urgent Courses	243	2,741	8.9%	8.5%	8.0%	9.0%
% of FP17s Relating to Free Repair or Replacements	10	2,741	0.4%	0.7%	0.8%	0.8%
% of FP17s Relating to Continuations	14	2,741	0.5%	0.9%	0.9%	0.9%
% of Patients satisfied with the dentistry they have received	0	0	N/A	92.9%	93.5%	93.3%
% of Patients satisfied with the time they had to wait for an appointment	0	0	N/A	89.3%	89.1%	88.9%

\* This is based on patients treated on this contract for their most recent course of treatment. Figures in italics indicate the base number of FP17s or Patient Questionnaire responses are less than 100. N/A is shown where the base number of responses is less than 10 during the period. % is calculated as Quantity/Base number\*100

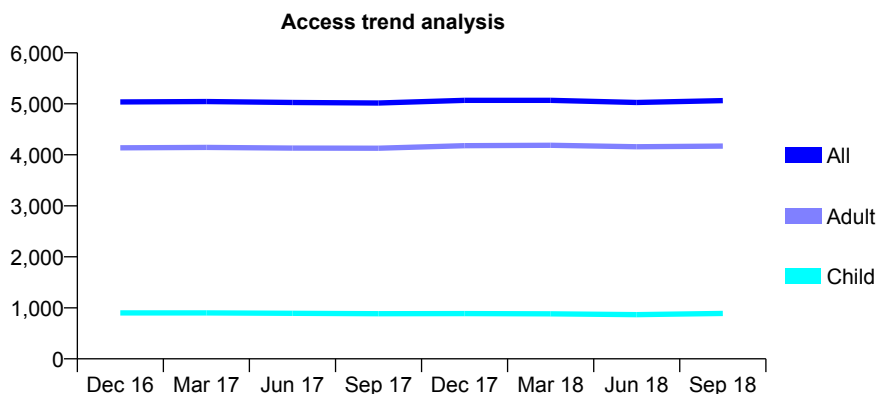
## Q57 - Vital Signs At a Glance Contract Report for 253197/0001 - September 2018

Name or company name	MR DG FIGAJI
Contract type name	GDS Contract
Purpose of contract	General
Contract start date	01/04/2006
Contract end date	

18/19 Contracted general activity (UDA)	17,600
Carry forward general activity (UDA)	0
18/19 Contracted orthodontic activity (UOA)	0
Carry forward orthodontic activity (UOA)	0
Baseline contract value	£535,240.69

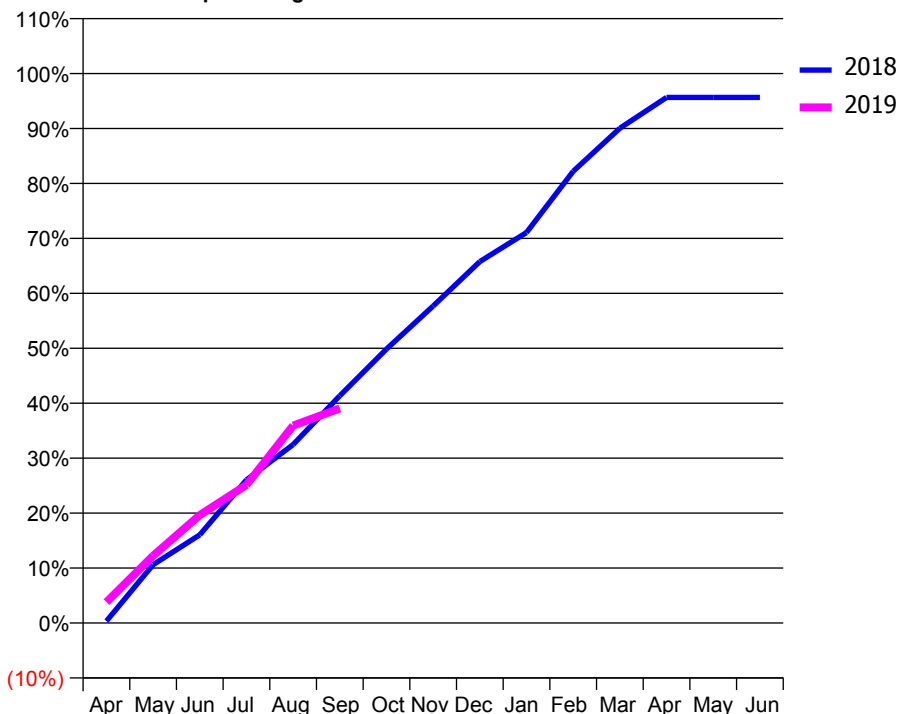
### ACCESS\*

Patients seen in 24 months	Total	Change since previous quarter
Quarter ending September 2017	5,015	
Quarter ending December 2017	5,067	→
Quarter ending March 2018	5,068	→
Quarter ending June 2018	5,026	→
Quarter ending September 2018	5,063	→
<b>Variance since September 2017</b>	<b>1.0%</b>	<b>→</b>



### ACTIVITY

Cumulative percentage of contracted UDA delivered 2018 & 2019



Adjusted Scheduled Activity (UDA)

Month	2018	2019
April	63	667
May	1,867	2,156
June	2,824	3,455
July	4,586	4,424
August	5,715	6,323
September	7,280	6,876
October	8,774	
November	10,156	
December	11,578	
January	12,508	
February	14,470	
March	15,849	
April	16,833	
May	16,833	
June	16,833	

### QUALITY

	Quantity	Base Number	Contract	AT	Region	England
% of FP17s for the same patient ID Re-attending within 3 months - Children	28	579	4.8%	10.0%	11.4%	11.6%
% of FP17s for the same patient ID Re-attending within 3 months - Adults	370	2,776	13.3%	14.3%	15.0%	15.5%
% of FP17s for the same patient ID Re-attending between 3 & 9 months - Children	367	579	63.4%	56.4%	59.9%	58.8%
% of FP17s for the same patient ID Re-attending between 3 & 9 months - Adults	1,640	2,776	59.1%	50.1%	52.0%	51.1%
% of FP17s for Band 1 Urgent Courses	154	2,982	5.2%	8.5%	8.0%	9.0%
% of FP17s Relating to Free Repair or Replacements	26	2,982	0.9%	0.7%	0.8%	0.8%
% of FP17s Relating to Continuations	77	2,982	2.6%	0.9%	0.9%	0.9%
% of Patients satisfied with the dentistry they have received	5	6	N/A	92.9%	93.5%	93.3%
% of Patients satisfied with the time they had to wait for an appointment	5	6	N/A	89.3%	89.1%	88.9%

\* This is based on patients treated on this contract for their most recent course of treatment. Figures in italics indicate the base number of FP17s or Patient Questionnaire responses are less than 100. N/A is shown where the base number of responses is less than 10 during the period. % is calculated as Quantity/Base number\*100



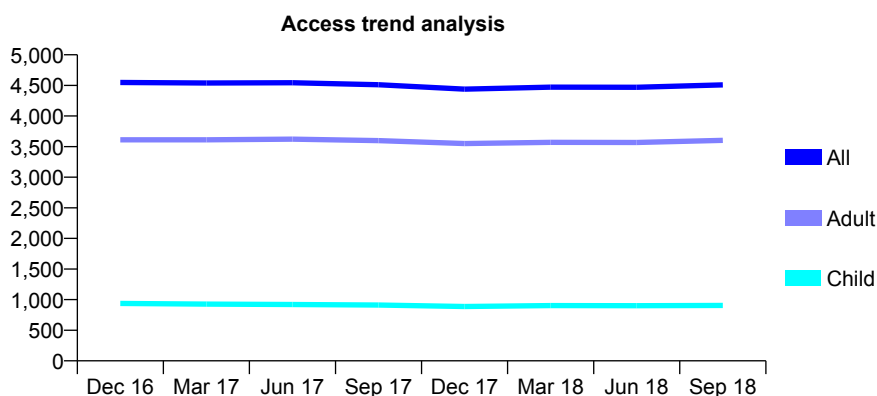
## Q57 - Vital Signs At a Glance Contract Report for 253197/0002 - September 2018

Name or company name	MR DG FIGAJI
Contract type name	GDS Contract
Purpose of contract	General
Contract start date	01/04/2007
Contract end date	

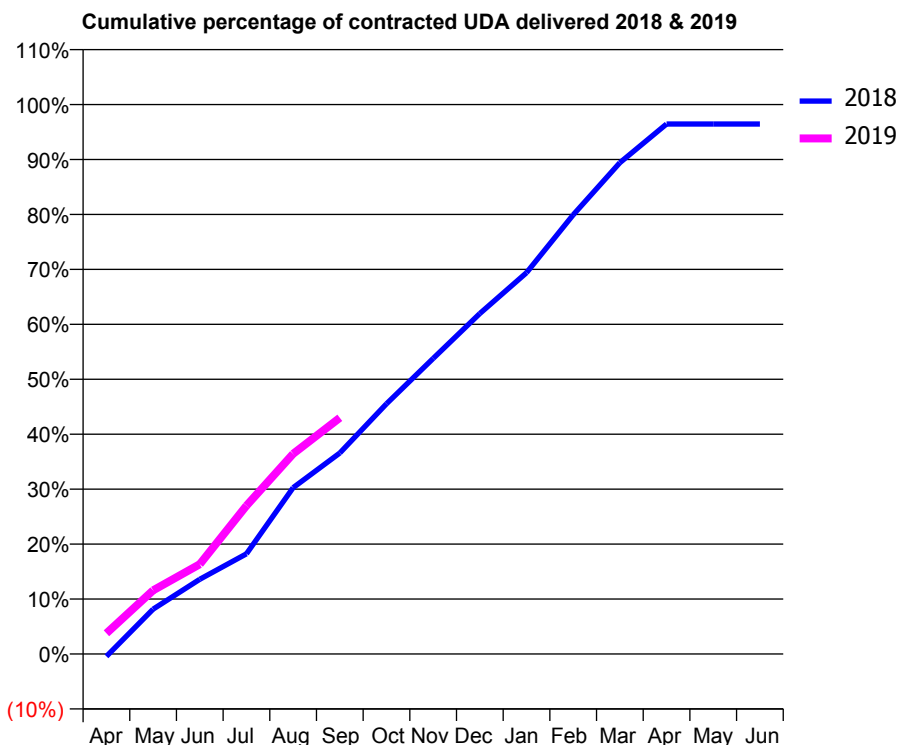
18/19 Contracted general activity (UDA)	13,400
Carry forward general activity (UDA)	0
18/19 Contracted orthodontic activity (UOA)	0
Carry forward orthodontic activity (UOA)	0
Baseline contract value	£347,615.80

### ACCESS\*

Patients seen in 24 months	Total	Change since previous quarter
Quarter ending September 2017	4,510	
Quarter ending December 2017	4,438	↓
Quarter ending March 2018	4,472	→
Quarter ending June 2018	4,469	→
Quarter ending September 2018	4,508	→
<b>Variance since September 2017</b>	<b>(0.0%)</b>	→



### ACTIVITY



Month	Adjusted Scheduled Activity (UDA)	
	2018	2019
April	-59	507
May	1,096	1,553
June	1,822	2,191
July	2,445	3,617
August	4,055	4,883
September	4,902	5,761
October	6,103	
November	7,207	
December	8,305	
January	9,298	
February	10,711	
March	11,981	
April	12,924	
May	12,924	
June	12,924	

### QUALITY

	Quantity	Base Number	Contract	AT	Region	England
% of FP17s for the same patient ID Re-attending within 3 months - Children	66	817	8.1%	10.0%	11.4%	11.6%
% of FP17s for the same patient ID Re-attending within 3 months - Adults	401	2,665	15.0%	14.3%	15.0%	15.5%
% of FP17s for the same patient ID Re-attending between 3 & 9 months - Children	563	817	68.9%	56.4%	59.9%	58.8%
% of FP17s for the same patient ID Re-attending between 3 & 9 months - Adults	1,187	2,665	44.5%	50.1%	52.0%	51.1%
% of FP17s for Band 1 Urgent Courses	128	3,113	4.1%	8.5%	8.0%	9.0%
% of FP17s Relating to Free Repair or Replacements	26	3,113	0.8%	0.7%	0.8%	0.8%
% of FP17s Relating to Continuations	134	3,113	4.3%	0.9%	0.9%	0.9%
% of Patients satisfied with the dentistry they have received	4	5	N/A	92.9%	93.5%	93.3%
% of Patients satisfied with the time they had to wait for an appointment	5	5	N/A	89.3%	89.1%	88.9%

\* This is based on patients treated on this contract for their most recent course of treatment. Figures in italics indicate the base number of FP17s or Patient Questionnaire responses are less than 100. N/A is shown where the base number of responses is less than 10 during the period. % is calculated as Quantity/Base number\*100

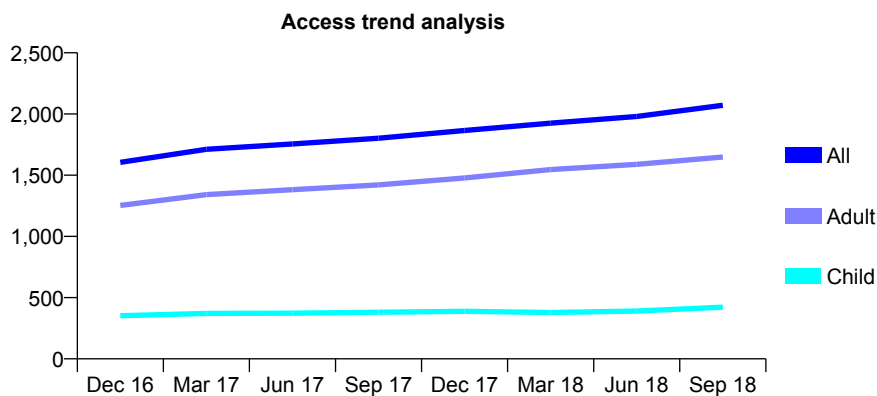
## Q57 - Vital Signs At a Glance Contract Report for 253855/0001 - September 2018

Name or company name	Optident Dental Clinic
Contract type name	GDS Contract
Purpose of contract	General
Contract start date	01/04/2006
Contract end date	

18/19 Contracted general activity (UDA)	7,573
Carry forward general activity (UDA)	0
18/19 Contracted orthodontic activity (UOA)	0
Carry forward orthodontic activity (UOA)	0
Baseline contract value	£216,642.45

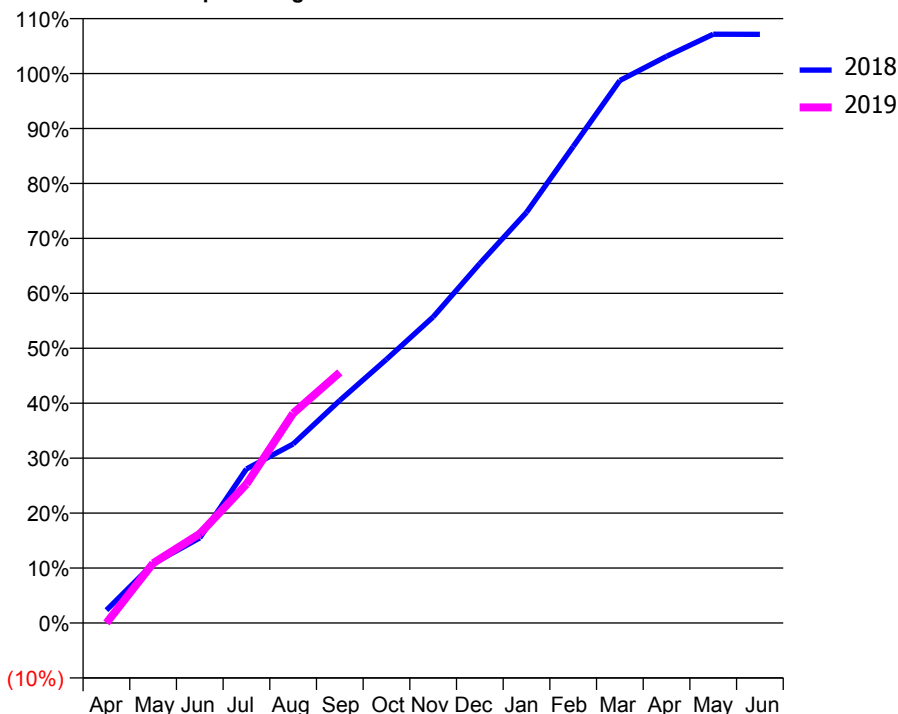
### ACCESS\*

Patients seen in 24 months	Total	Change since previous quarter
Quarter ending September 2017	1,802	
Quarter ending December 2017	1,866	↑
Quarter ending March 2018	1,925	↑
Quarter ending June 2018	1,980	↑
Quarter ending September 2018	2,071	↑
<b>Variance since September 2017</b>	<b>14.9%</b>	<b>↑</b>



### ACTIVITY

Cumulative percentage of contracted UDA delivered 2018 & 2019



Month	Adjusted Scheduled Activity (UDA)	
	2018	2019
April	178	0
May	817	825
June	1,174	1,230
July	2,124	1,914
August	2,468	2,890
September	3,069	3,453
October	3,635	
November	4,219	
December	4,956	
January	5,659	
February	6,568	
March	7,477	
April	7,809	
May	8,114	
June	8,112	

### QUALITY

	Quantity	Base Number	Contract	AT	Region	England
% of FP17s for the same patient ID Re-attending within 3 months - Children	40	313	12.8%	10.0%	11.4%	11.6%
% of FP17s for the same patient ID Re-attending within 3 months - Adults	222	1,147	19.4%	14.3%	15.0%	15.5%
% of FP17s for the same patient ID Re-attending between 3 & 9 months - Children	142	313	45.4%	56.4%	59.9%	58.8%
% of FP17s for the same patient ID Re-attending between 3 & 9 months - Adults	468	1,147	40.8%	50.1%	52.0%	51.1%
% of FP17s for Band 1 Urgent Courses	288	1,327	21.7%	8.5%	8.0%	9.0%
% of FP17s Relating to Free Repair or Replacements	2	1,327	0.2%	0.7%	0.8%	0.8%
% of FP17s Relating to Continuations	1	1,327	0.1%	0.9%	0.9%	0.9%
% of Patients satisfied with the dentistry they have received	2	2	N/A	92.9%	93.5%	93.3%
% of Patients satisfied with the time they had to wait for an appointment	2	2	N/A	89.3%	89.1%	88.9%

\* This is based on patients treated on this contract for their most recent course of treatment. Figures in italics indicate the base number of FP17s or Patient Questionnaire responses are less than 100. N/A is shown where the base number of responses is less than 10 during the period. % is calculated as Quantity/Base number\*100

## Q57 - Vital Signs At a Glance Contract Report for 253855/0004 - September 2018

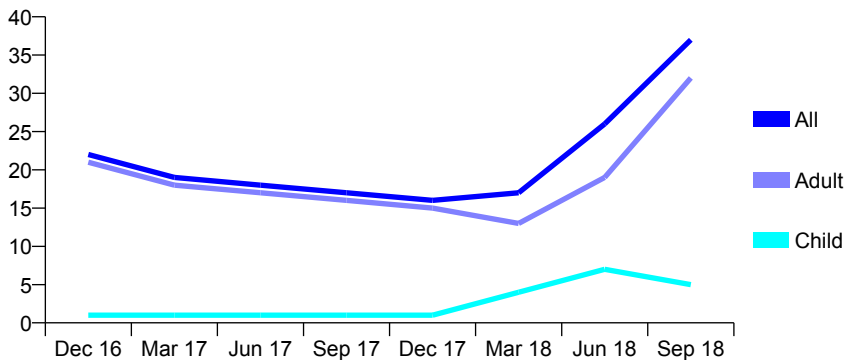
Name or company name	Optident Dental Clinic
Contract type name	GDS Contract
Purpose of contract	General
Contract start date	01/04/2015
Contract end date	

18/19 Contracted general activity (UDA)	123
Carry forward general activity (UDA)	0
18/19 Contracted orthodontic activity (UOA)	0
Carry forward orthodontic activity (UOA)	0
Baseline contract value	£3,506.49

### ACCESS\*

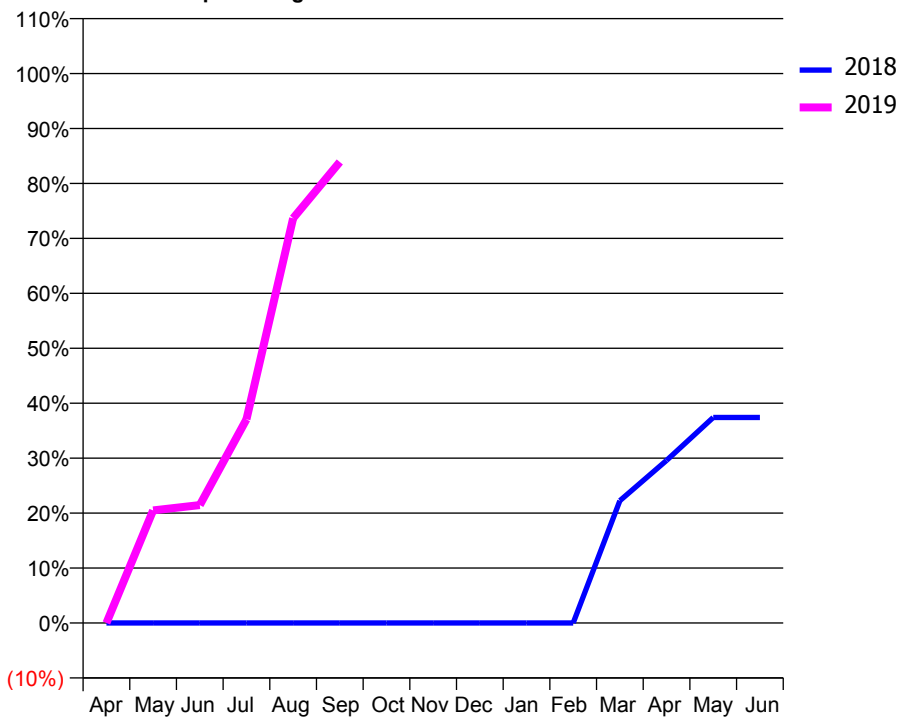
Patients seen in 24 months	Total	Change since previous quarter
Quarter ending September 2017	17	
Quarter ending December 2017	16	↓
Quarter ending March 2018	17	↑
Quarter ending June 2018	26	↑
Quarter ending September 2018	37	↑
<b>Variance since September 2017</b>	<b>117.6%</b>	<b>↑</b>

### Access trend analysis



### ACTIVITY

#### Cumulative percentage of contracted UDA delivered 2018 & 2019



Month	Adjusted Scheduled Activity (UDA)	
	2018	2019
April	0	0
May	0	25
June	0	26
July	0	46
August	0	91
September	0	103
October	0	
November	0	
December	0	
January	0	
February	0	
March	27	
April	36	
May	46	
June	46	

### QUALITY

	Quantity	Base Number	Contract	AT	Region	England
% of FP17s for the same patient ID Re-attending within 3 months - Children	0	9	0.0%	10.0%	11.4%	11.6%
% of FP17s for the same patient ID Re-attending within 3 months - Adults	0	67	0.0%	14.3%	15.0%	15.5%
% of FP17s for the same patient ID Re-attending between 3 & 9 months - Children	0	9	0.0%	56.4%	59.9%	58.8%
% of FP17s for the same patient ID Re-attending between 3 & 9 months - Adults	0	67	0.0%	50.1%	52.0%	51.1%
% of FP17s for Band 1 Urgent Courses	56	62	90.3%	8.5%	8.0%	9.0%
% of FP17s Relating to Free Repair or Replacements	0	62	0.0%	0.7%	0.8%	0.8%
% of FP17s Relating to Continuations	0	62	0.0%	0.9%	0.9%	0.9%
% of Patients satisfied with the dentistry they have received	0	0	N/A	92.9%	93.5%	93.3%
% of Patients satisfied with the time they had to wait for an appointment	0	0	N/A	89.3%	89.1%	88.9%

\* This is based on patients treated on this contract for their most recent course of treatment. Figures in italics indicate the base number of FP17s or Patient Questionnaire responses are less than 100. N/A is shown where the base number of responses is less than 10 during the period. % is calculated as Quantity/Base number\*100

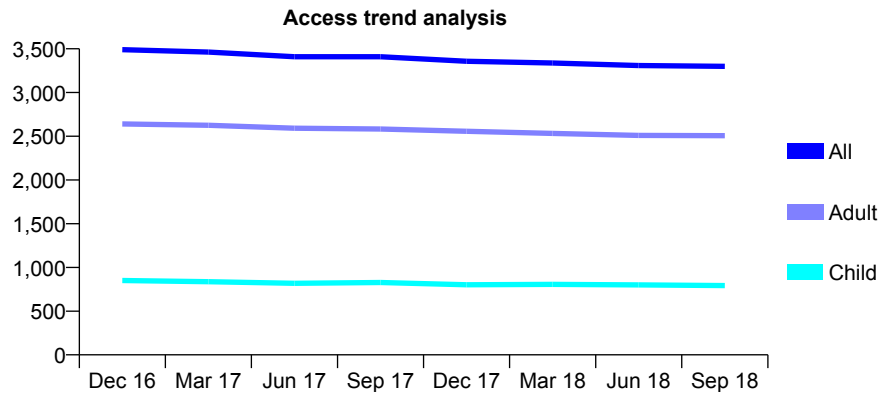
## Q57 - Vital Signs At a Glance Contract Report for 257613/0003 - September 2018

Name or company name	MR S NOZOHOOR
Contract type name	GDS Contract
Purpose of contract	General
Contract start date	01/04/2006
Contract end date	

18/19 Contracted general activity (UDA)	12,949
Carry forward general activity (UDA)	0
18/19 Contracted orthodontic activity (UOA)	0
Carry forward orthodontic activity (UOA)	0
Baseline contract value	£322,843.28

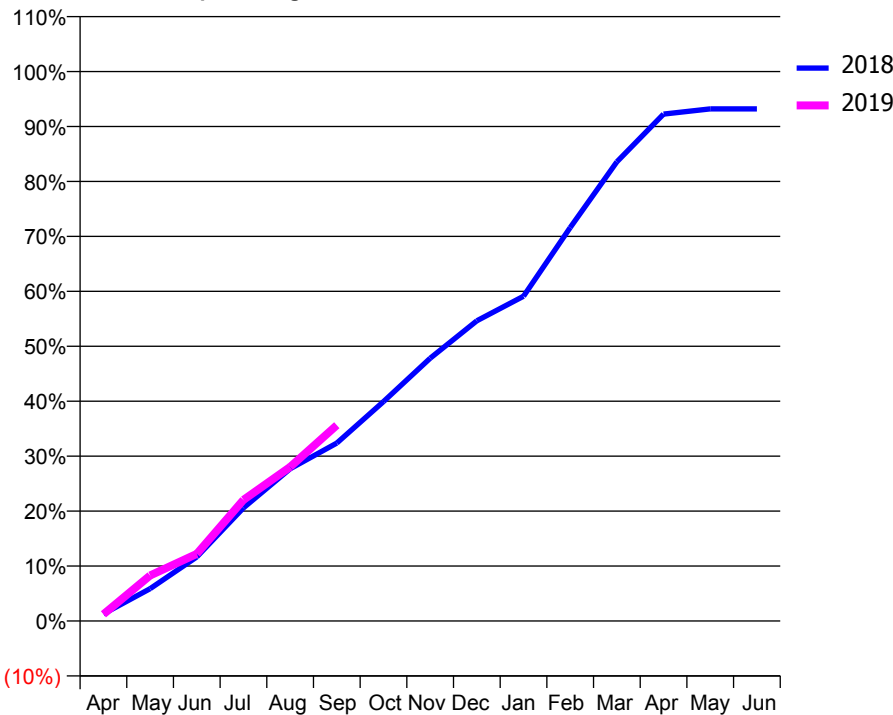
### ACCESS\*

Patients seen in 24 months	Total	Change since previous quarter
Quarter ending September 2017	3,409	
Quarter ending December 2017	3,358	↓
Quarter ending March 2018	3,338	→
Quarter ending June 2018	3,309	→
Quarter ending September 2018	3,300	→
<b>Variance since September 2017</b>	<b>(3.2%)</b>	<b>↓</b>



### ACTIVITY

Cumulative percentage of contracted UDA delivered 2018 & 2019



Adjusted Scheduled Activity (UDA)		
Month	2018	2019
April	170	158
May	761	1,072
June	1,509	1,583
July	2,666	2,856
August	3,585	3,630
September	4,193	4,616
October	5,169	
November	6,193	
December	7,074	
January	7,652	
February	9,271	
March	10,820	
April	11,946	
May	12,068	
June	12,068	

### QUALITY

	Quantity	Base Number	Contract	AT	Region	England
% of FP17s for the same patient ID Re-attending within 3 months - Children	42	606	6.9%	10.0%	11.4%	11.6%
% of FP17s for the same patient ID Re-attending within 3 months - Adults	315	1,938	16.3%	14.3%	15.0%	15.5%
% of FP17s for the same patient ID Re-attending between 3 & 9 months - Children	368	606	60.7%	56.4%	59.9%	58.8%
% of FP17s for the same patient ID Re-attending between 3 & 9 months - Adults	1,120	1,938	57.8%	50.1%	52.0%	51.1%
% of FP17s for Band 1 Urgent Courses	113	2,244	5.0%	8.5%	8.0%	9.0%
% of FP17s Relating to Free Repair or Replacements	23	2,244	1.0%	0.7%	0.8%	0.8%
% of FP17s Relating to Continuations	25	2,244	1.1%	0.9%	0.9%	0.9%
% of Patients satisfied with the dentistry they have received	6	8	N/A	92.9%	93.5%	93.3%
% of Patients satisfied with the time they had to wait for an appointment	6	8	N/A	89.3%	89.1%	88.9%

\* This is based on patients treated on this contract for their most recent course of treatment. Figures in italics indicate the base number of FP17s or Patient Questionnaire responses are less than 100. N/A is shown where the base number of responses is less than 10 during the period. % is calculated as Quantity/Base number\*100

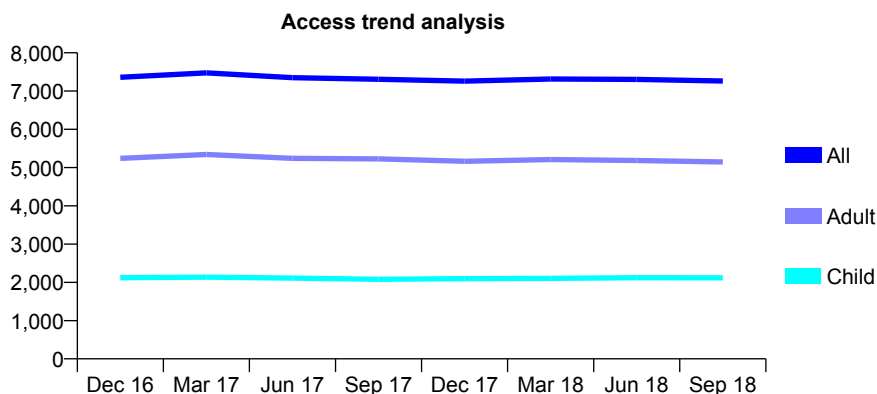
## Q57 - Vital Signs At a Glance Contract Report for 258261/0001 - September 2018

Name or company name	MR D REZAIIE DASTJERDI
Contract type name	GDS Contract
Purpose of contract	General
Contract start date	01/04/2006
Contract end date	

18/19 Contracted general activity (UDA)	21,897
Carry forward general activity (UDA)	0
18/19 Contracted orthodontic activity (UOA)	0
Carry forward orthodontic activity (UOA)	0
Baseline contract value	£600,121.07

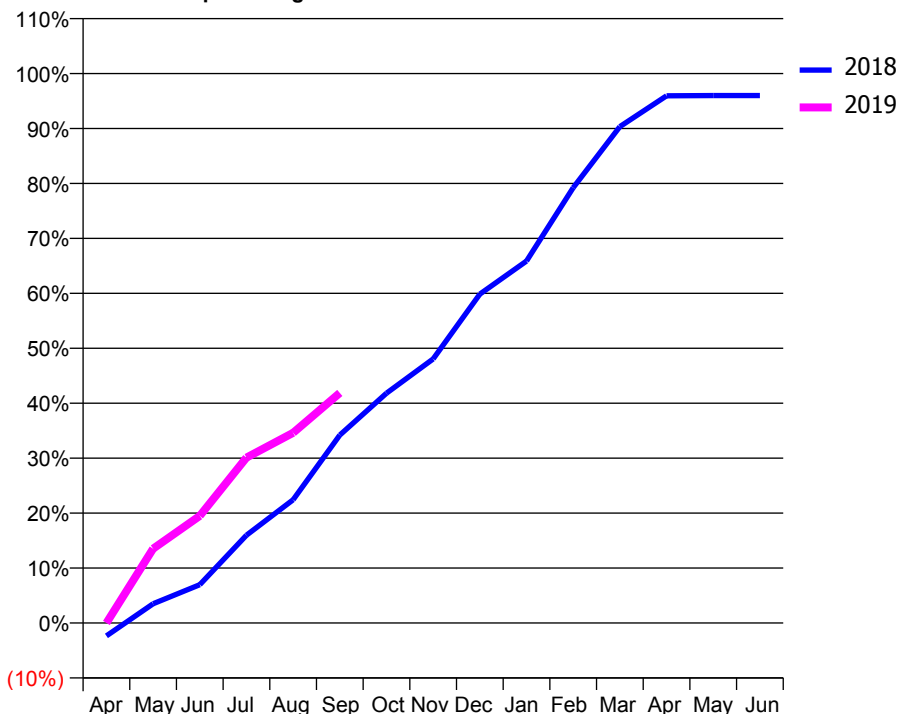
### ACCESS\*

Patients seen in 24 months	Total	Change since previous quarter
Quarter ending September 2017	7,309	
Quarter ending December 2017	7,260	→
Quarter ending March 2018	7,314	→
Quarter ending June 2018	7,306	→
Quarter ending September 2018	7,264	→
<b>Variance since September 2017</b>	<b>(0.6%)</b>	→



### ACTIVITY

Cumulative percentage of contracted UDA delivered 2018 & 2019



Month	Adjusted Scheduled Activity (UDA)	
	2018	2019
April	-519	0
May	765	2,962
June	1,530	4,270
July	3,501	6,592
August	4,913	7,582
September	7,491	9,170
October	9,156	
November	10,523	
December	13,107	
January	14,425	
February	17,349	
March	19,782	
April	21,009	
May	21,017	
June	21,019	

### QUALITY

	Quantity	Base Number	Contract	AT	Region	England
% of FP17s for the same patient ID Re-attending within 3 months - Children	65	1,317	4.9%	10.0%	11.4%	11.6%
% of FP17s for the same patient ID Re-attending within 3 months - Adults	435	3,147	13.8%	14.3%	15.0%	15.5%
% of FP17s for the same patient ID Re-attending between 3 & 9 months - Children	666	1,317	50.6%	56.4%	59.9%	58.8%
% of FP17s for the same patient ID Re-attending between 3 & 9 months - Adults	1,554	3,147	49.4%	50.1%	52.0%	51.1%
% of FP17s for Band 1 Urgent Courses	295	4,034	7.3%	8.5%	8.0%	9.0%
% of FP17s Relating to Free Repair or Replacements	6	4,034	0.1%	0.7%	0.8%	0.8%
% of FP17s Relating to Continuations	27	4,034	0.7%	0.9%	0.9%	0.9%
% of Patients satisfied with the dentistry they have received	4	4	N/A	92.9%	93.5%	93.3%
% of Patients satisfied with the time they had to wait for an appointment	4	4	N/A	89.3%	89.1%	88.9%

\* This is based on patients treated on this contract for their most recent course of treatment. Figures in italics indicate the base number of FP17s or Patient Questionnaire responses are less than 100. N/A is shown where the base number of responses is less than 10 during the period. % is calculated as Quantity/Base number\*100

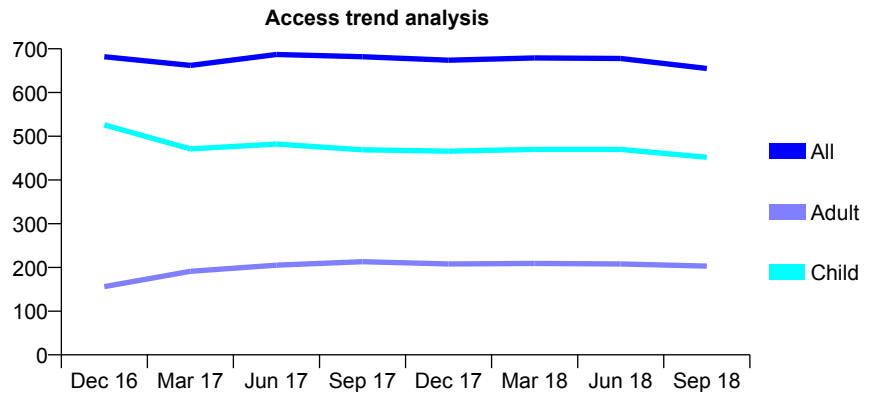
## Q57 - Vital Signs At a Glance Contract Report for 261076/0001 - September 2018

Name or company name	MR SA PITT
Contract type name	GDS Contract
Purpose of contract	General
Contract start date	26/07/2006
Contract end date	

18/19 Contracted general activity (UDA)	1,173
Carry forward general activity (UDA)	0
18/19 Contracted orthodontic activity (UOA)	0
Carry forward orthodontic activity (UOA)	0
Baseline contract value	£26,337.73

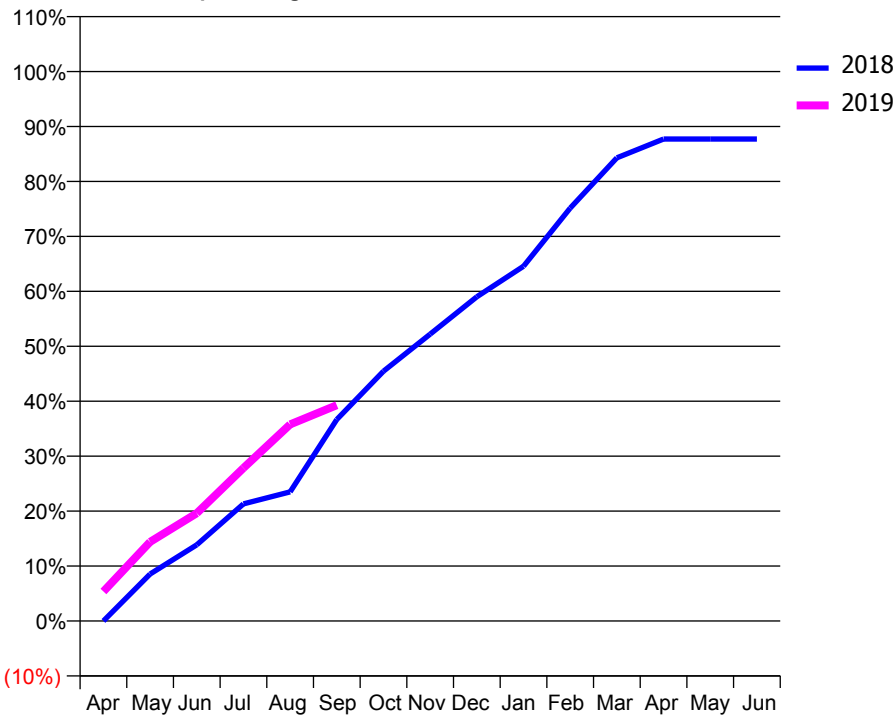
### ACCESS\*

Patients seen in 24 months	Total	Change since previous quarter
Quarter ending September 2017	682	
Quarter ending December 2017	674	↓
Quarter ending March 2018	679	→
Quarter ending June 2018	678	→
Quarter ending September 2018	655	↓
<b>Variance since September 2017</b>	<b>(4.0%)</b>	<b>↓</b>



### ACTIVITY

Cumulative percentage of contracted UDA delivered 2018 & 2019



Month	Adjusted Scheduled Activity (UDA)	
	2018	2019
April	0	63
May	100	169
June	163	230
July	250	327
August	276	420
September	430	461
October	533	
November	612	
December	692	
January	757	
February	881	
March	989	
April	1,029	
May	1,029	
June	1,029	

### QUALITY

	Quantity	Base Number	Contract	AT	Region	England
% of FP17s for the same patient ID Re-attending within 3 months - Children	14	268	5.2%	10.0%	11.4%	11.6%
% of FP17s for the same patient ID Re-attending within 3 months - Adults	7	82	8.5%	14.3%	15.0%	15.5%
% of FP17s for the same patient ID Re-attending between 3 & 9 months - Children	140	268	52.2%	56.4%	59.9%	58.8%
% of FP17s for the same patient ID Re-attending between 3 & 9 months - Adults	30	82	36.6%	50.1%	52.0%	51.1%
% of FP17s for Band 1 Urgent Courses	9	320	2.8%	8.5%	8.0%	9.0%
% of FP17s Relating to Free Repair or Replacements	0	320	0.0%	0.7%	0.8%	0.8%
% of FP17s Relating to Continuations	8	320	2.5%	0.9%	0.9%	0.9%
% of Patients satisfied with the dentistry they have received	1	1	N/A	92.9%	93.5%	93.3%
% of Patients satisfied with the time they had to wait for an appointment	1	1	N/A	89.3%	89.1%	88.9%

\* This is based on patients treated on this contract for their most recent course of treatment. Figures in italics indicate the base number of FP17s or Patient Questionnaire responses are less than 100. N/A is shown where the base number of responses is less than 10 during the period. % is calculated as Quantity/Base number\*100

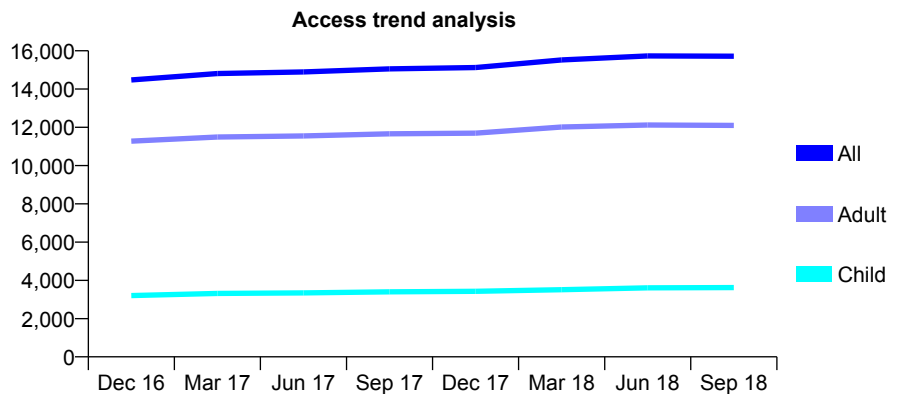
## Q57 - Vital Signs At a Glance Contract Report for 268089/0004 - September 2018

Name or company name	Homewood Dental Surgery
Contract type name	GDS Contract
Purpose of contract	General
Contract start date	07/01/2007
Contract end date	

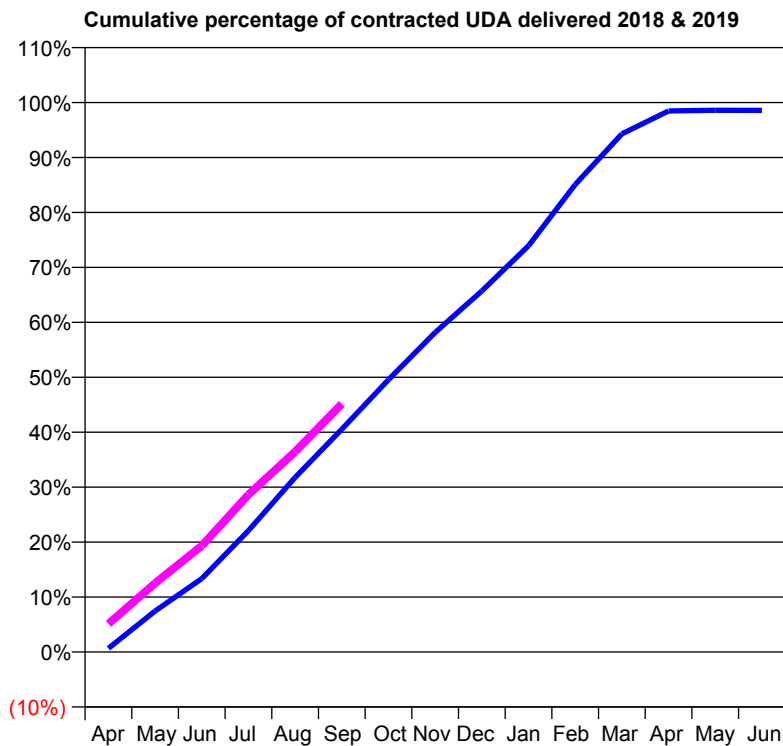
18/19 Contracted general activity (UDA)	28,411
Carry forward general activity (UDA)	0
18/19 Contracted orthodontic activity (UOA)	0
Carry forward orthodontic activity (UOA)	0
Baseline contract value	£701,547.17

### ACCESS\*

Patients seen in 24 months	Total	Change since previous quarter
Quarter ending September 2017	15,057	
Quarter ending December 2017	15,123	→
Quarter ending March 2018	15,524	↑
Quarter ending June 2018	15,729	→
Quarter ending September 2018	15,721	→
<b>Variance since September 2017</b>	<b>4.4%</b>	<b>↑</b>



### ACTIVITY



Adjusted Scheduled Activity (UDA)		
Month	2018	2019
April	190	1,458
May	2,117	3,563
June	3,796	5,494
July	6,274	8,139
August	9,029	10,359
September	11,514	12,833
October	14,081	
November	16,524	
December	18,666	
January	21,001	
February	24,165	
March	26,787	
April	27,974	
May	28,006	
June	28,005	

### QUALITY

	Quantity	Base Number	Contract	AT	Region	England
% of FP17s for the same patient ID Re-attending within 3 months - Children	171	2,481	6.9%	10.0%	11.4%	11.6%
% of FP17s for the same patient ID Re-attending within 3 months - Adults	983	6,793	14.5%	14.3%	15.0%	15.5%
% of FP17s for the same patient ID Re-attending between 3 & 9 months - Children	1,294	2,481	52.2%	56.4%	59.9%	58.8%
% of FP17s for the same patient ID Re-attending between 3 & 9 months - Adults	2,345	6,793	34.5%	50.1%	52.0%	51.1%
% of FP17s for Band 1 Urgent Courses	888	7,526	11.8%	8.5%	8.0%	9.0%
% of FP17s Relating to Free Repair or Replacements	30	7,526	0.4%	0.7%	0.8%	0.8%
% of FP17s Relating to Continuations	12	7,526	0.2%	0.9%	0.9%	0.9%
% of Patients satisfied with the dentistry they have received	8	8	N/A	92.9%	93.5%	93.3%
% of Patients satisfied with the time they had to wait for an appointment	8	8	N/A	89.3%	89.1%	88.9%

\* This is based on patients treated on this contract for their most recent course of treatment. Figures in italics indicate the base number of FP17s or Patient Questionnaire responses are less than 100. N/A is shown where the base number of responses is less than 10 during the period. % is calculated as Quantity/Base number\*100

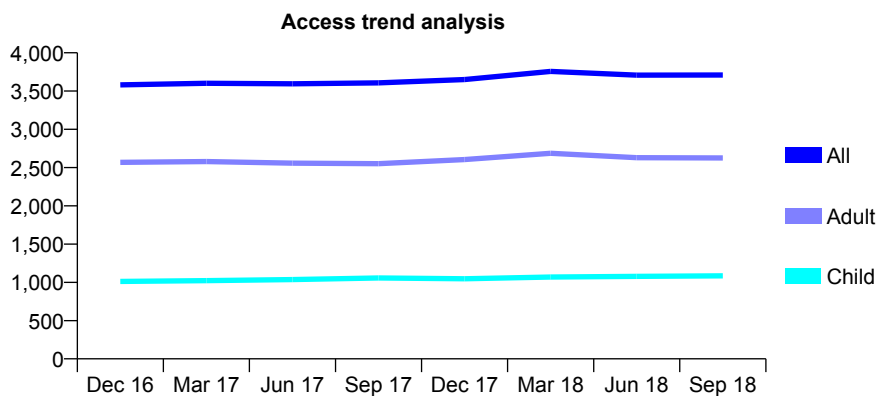
## Q57 - Vital Signs At a Glance Contract Report for 270180/0003 - September 2018

Name or company name	MR SS SIHRA
Contract type name	GDS Contract
Purpose of contract	General
Contract start date	01/01/2014
Contract end date	

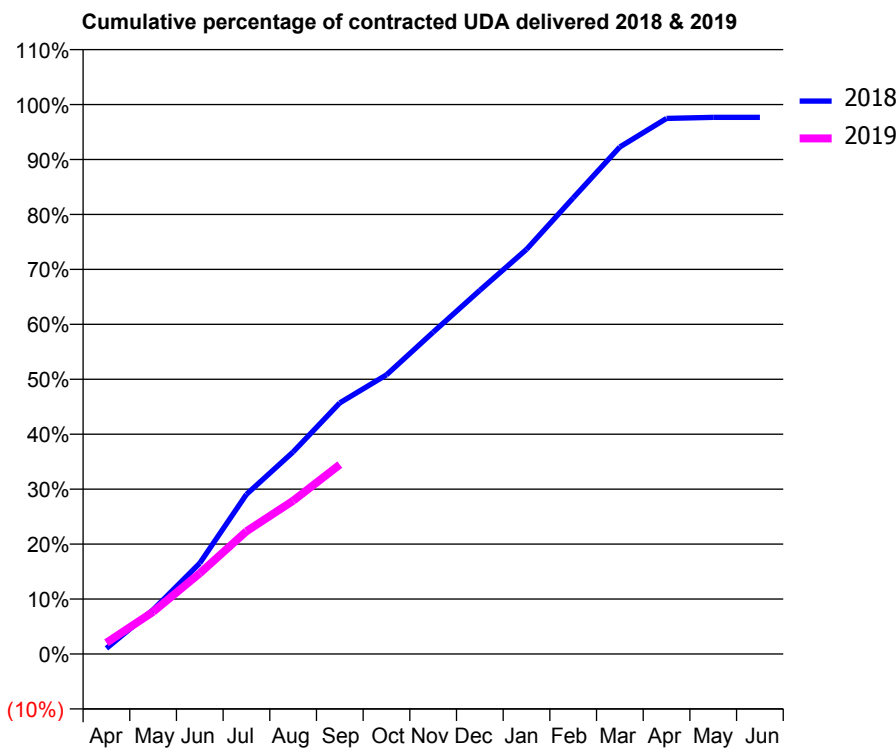
18/19 Contracted general activity (UDA)	11,730
Carry forward general activity (UDA)	0
18/19 Contracted orthodontic activity (UOA)	0
Carry forward orthodontic activity (UOA)	0
Baseline contract value	£327,489.71

### ACCESS\*

Patients seen in 24 months	Total	Change since previous quarter
Quarter ending September 2017	3,607	
Quarter ending December 2017	3,651	→
Quarter ending March 2018	3,756	↑
Quarter ending June 2018	3,708	↓
Quarter ending September 2018	3,710	→
<b>Variance since September 2017</b>	<b>2.9%</b>	<b>↑</b>



### ACTIVITY



Adjusted Scheduled Activity (UDA)		
Month	2018	2019
April	121	242
May	943	902
June	1,939	1,723
July	3,409	2,621
August	4,314	3,271
September	5,362	4,043
October	5,959	
November	6,869	
December	7,764	
January	8,638	
February	9,738	
March	10,825	
April	11,432	
May	11,456	
June	11,455	

### QUALITY

	Quantity	Base Number	Contract	AT	Region	England
% of FP17s for the same patient ID Re-attending within 3 months - Children	38	598	6.4%	10.0%	11.4%	11.6%
% of FP17s for the same patient ID Re-attending within 3 months - Adults	193	1,262	15.3%	14.3%	15.0%	15.5%
% of FP17s for the same patient ID Re-attending between 3 & 9 months - Children	252	598	42.1%	56.4%	59.9%	58.8%
% of FP17s for the same patient ID Re-attending between 3 & 9 months - Adults	450	1,262	35.7%	50.1%	52.0%	51.1%
% of FP17s for Band 1 Urgent Courses	207	1,677	12.3%	8.5%	8.0%	9.0%
% of FP17s Relating to Free Repair or Replacements	2	1,677	0.1%	0.7%	0.8%	0.8%
% of FP17s Relating to Continuations	28	1,677	1.7%	0.9%	0.9%	0.9%
% of Patients satisfied with the dentistry they have received	4	4	N/A	92.9%	93.5%	93.3%
% of Patients satisfied with the time they had to wait for an appointment	0	4	N/A	89.3%	89.1%	88.9%

\* This is based on patients treated on this contract for their most recent course of treatment. Figures in italics indicate the base number of FP17s or Patient Questionnaire responses are less than 100. N/A is shown where the base number of responses is less than 10 during the period. % is calculated as Quantity/Base number\*100



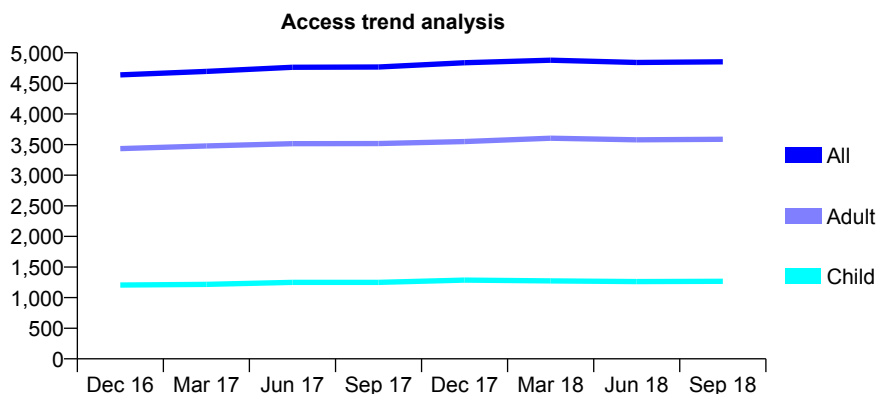
## Q57 - Vital Signs At a Glance Contract Report for 270938/0001 - September 2018

Name or company name	MR A ZACHARATOS
Contract type name	GDS Contract
Purpose of contract	General
Contract start date	01/04/2006
Contract end date	

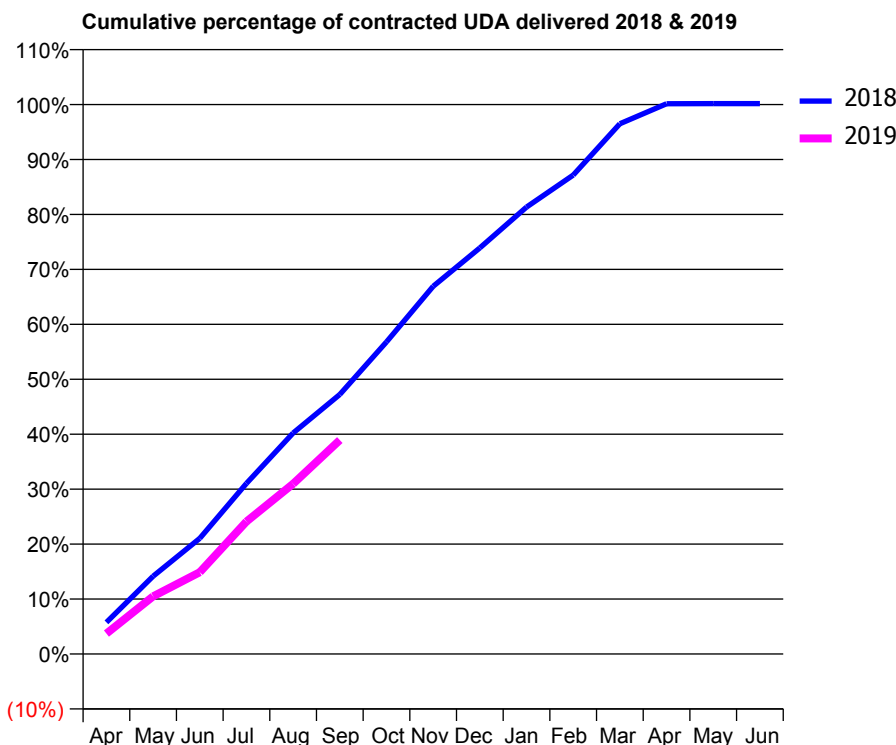
18/19 Contracted general activity (UDA)	12,002
Carry forward general activity (UDA)	0
18/19 Contracted orthodontic activity (UOA)	0
Carry forward orthodontic activity (UOA)	0
Baseline contract value	£369,376.01

### ACCESS\*

Patients seen in 24 months	Total	Change since previous quarter
Quarter ending September 2017	4,767	
Quarter ending December 2017	4,837	→
Quarter ending March 2018	4,878	→
Quarter ending June 2018	4,842	→
Quarter ending September 2018	4,853	→
<b>Variance since September 2017</b>	<b>1.8%</b>	<b>→</b>



### ACTIVITY



Month	Adjusted Scheduled Activity (UDA)	
	2018	2019
April	692	448
May	1,699	1,260
June	2,527	1,788
July	3,726	2,893
August	4,826	3,718
September	5,669	4,672
October	6,816	
November	8,031	
December	8,871	
January	9,761	
February	10,461	
March	11,583	
April	12,019	
May	12,021	
June	12,021	

### QUALITY

	Quantity	Base Number	Contract	AT	Region	England
% of FP17s for the same patient ID Re-attending within 3 months - Children	31	780	4.0%	10.0%	11.4%	11.6%
% of FP17s for the same patient ID Re-attending within 3 months - Adults	248	2,127	11.7%	14.3%	15.0%	15.5%
% of FP17s for the same patient ID Re-attending between 3 & 9 months - Children	306	780	39.2%	56.4%	59.9%	58.8%
% of FP17s for the same patient ID Re-attending between 3 & 9 months - Adults	805	2,127	37.8%	50.1%	52.0%	51.1%
% of FP17s for Band 1 Urgent Courses	92	2,662	3.5%	8.5%	8.0%	9.0%
% of FP17s Relating to Free Repair or Replacements	12	2,662	0.5%	0.7%	0.8%	0.8%
% of FP17s Relating to Continuations	65	2,662	2.4%	0.9%	0.9%	0.9%
% of Patients satisfied with the dentistry they have received	4	4	N/A	92.9%	93.5%	93.3%
% of Patients satisfied with the time they had to wait for an appointment	4	4	N/A	89.3%	89.1%	88.9%

\* This is based on patients treated on this contract for their most recent course of treatment. Figures in italics indicate the base number of FP17s or Patient Questionnaire responses are less than 100. N/A is shown where the base number of responses is less than 10 during the period. % is calculated as Quantity/Base number\*100

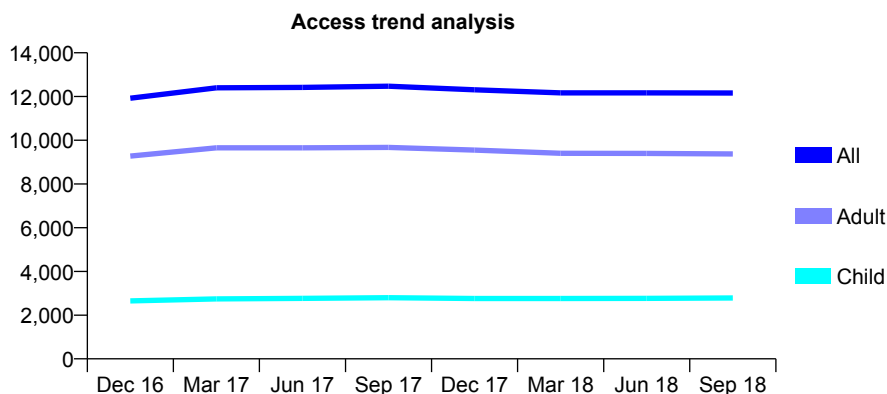
## Q57 - Vital Signs At a Glance Contract Report for 271187/0003 - September 2018

Name or company name	Harlow Dental Surgery
Contract type name	GDS Contract
Purpose of contract	General
Contract start date	01/04/2015
Contract end date	

18/19 Contracted general activity (UDA)	36,237
Carry forward general activity (UDA)	0
18/19 Contracted orthodontic activity (UOA)	0
Carry forward orthodontic activity (UOA)	0
Baseline contract value	£814,141.88

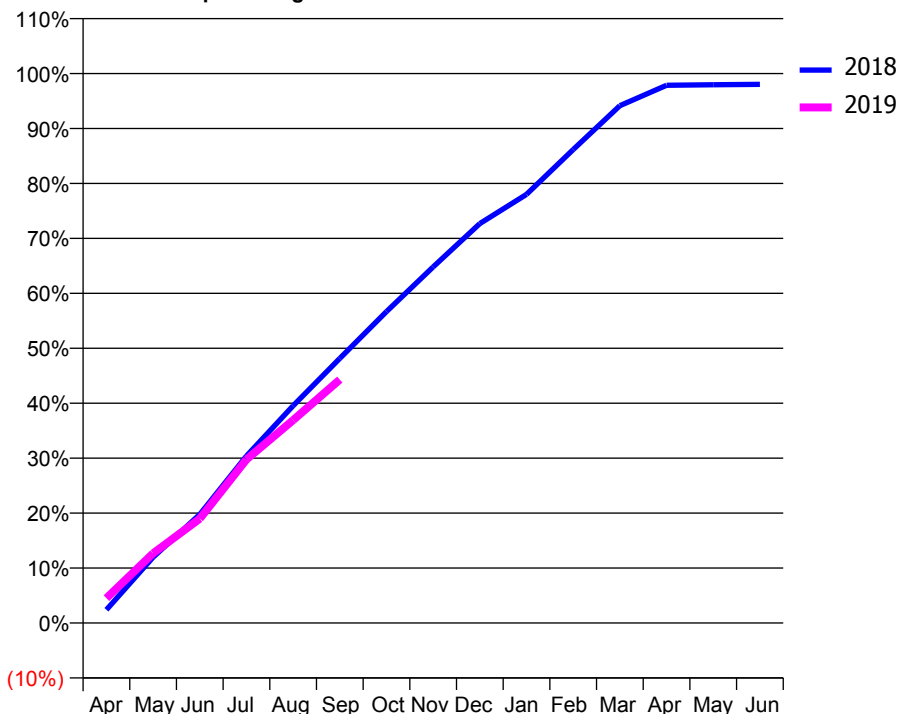
### ACCESS\*

Patients seen in 24 months	Total	Change since previous quarter
Quarter ending September 2017	12,473	
Quarter ending December 2017	12,309	↓
Quarter ending March 2018	12,164	↓
Quarter ending June 2018	12,164	→
Quarter ending September 2018	12,163	→
<b>Variance since September 2017</b>	<b>(2.5%)</b>	<b>↓</b>



### ACTIVITY

Cumulative percentage of contracted UDA delivered 2018 & 2019



Month	Adjusted Scheduled Activity (UDA)	
	2018	2019
April	873	1,641
May	4,340	4,593
June	7,166	6,879
July	11,012	10,786
August	14,332	13,377
September	17,452	16,054
October	20,541	
November	23,486	
December	26,345	
January	28,271	
February	31,223	
March	34,116	
April	35,462	
May	35,497	
June	35,518	

### QUALITY

	Quantity	Base Number	Contract	AT	Region	England
% of FP17s for the same patient ID Re-attending within 3 months - Children	208	2,135	9.7%	10.0%	11.4%	11.6%
% of FP17s for the same patient ID Re-attending within 3 months - Adults	1,058	6,689	15.8%	14.3%	15.0%	15.5%
% of FP17s for the same patient ID Re-attending between 3 & 9 months - Children	1,076	2,135	50.4%	56.4%	59.9%	58.8%
% of FP17s for the same patient ID Re-attending between 3 & 9 months - Adults	3,278	6,689	49.0%	50.1%	52.0%	51.1%
% of FP17s for Band 1 Urgent Courses	678	7,770	8.7%	8.5%	8.0%	9.0%
% of FP17s Relating to Free Repair or Replacements	73	7,770	0.9%	0.7%	0.8%	0.8%
% of FP17s Relating to Continuations	53	7,770	0.7%	0.9%	0.9%	0.9%
% of Patients satisfied with the dentistry they have received	10	11	90.9%	92.9%	93.5%	93.3%
% of Patients satisfied with the time they had to wait for an appointment	11	11	100.0%	89.3%	89.1%	88.9%

\* This is based on patients treated on this contract for their most recent course of treatment. Figures in italics indicate the base number of FP17s or Patient Questionnaire responses are less than 100. N/A is shown where the base number of responses is less than 10 during the period. % is calculated as Quantity/Base number\*100

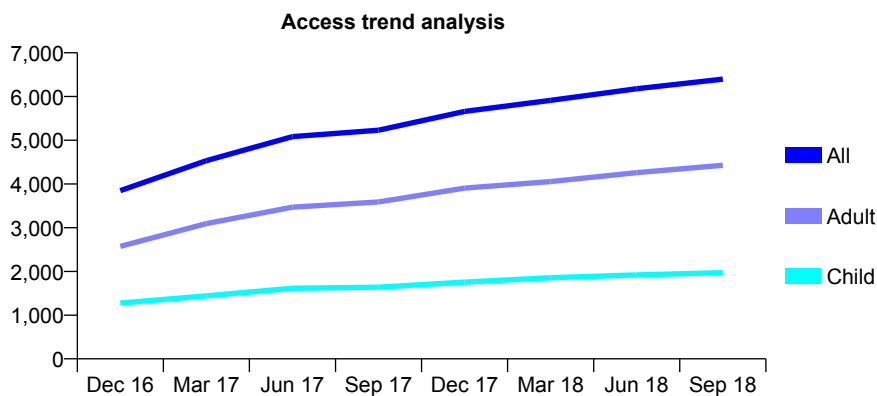
## Q57 - Vital Signs At a Glance Contract Report for 273090/0001 - September 2018

Name or company name	MR I ABDUL-GHANI
Contract type name	GDS Contract
Purpose of contract	General
Contract start date	01/12/2006
Contract end date	

18/19 Contracted general activity (UDA)	14,500
Carry forward general activity (UDA)	0
18/19 Contracted orthodontic activity (UOA)	0
Carry forward orthodontic activity (UOA)	0
Baseline contract value	£353,836.47

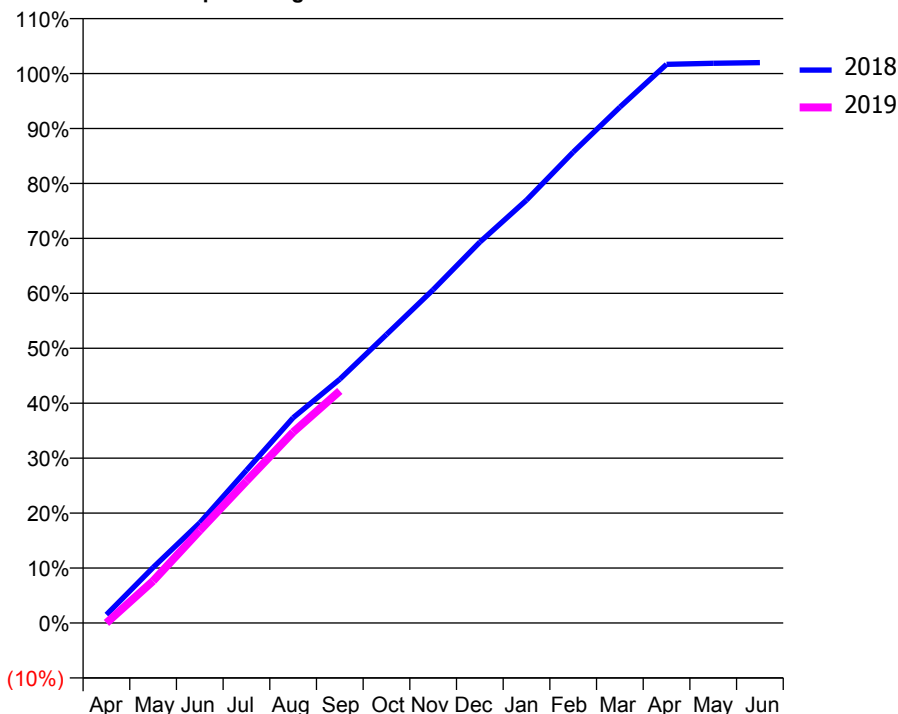
### ACCESS\*

Patients seen in 24 months	Total	Change since previous quarter
Quarter ending September 2017	5,229	
Quarter ending December 2017	5,659	↑
Quarter ending March 2018	5,912	↑
Quarter ending June 2018	6,178	↑
Quarter ending September 2018	6,399	↑
<b>Variance since September 2017</b>	<b>22.4%</b>	<b>↑</b>



### ACTIVITY

Cumulative percentage of contracted UDA delivered 2018 & 2019



Month	Adjusted Scheduled Activity (UDA)	
	2018	2019
April	219	0
May	1,465	1,108
June	2,645	2,440
July	4,032	3,747
August	5,418	5,038
September	6,435	6,125
October	7,614	
November	8,796	
December	10,052	
January	11,159	
February	12,426	
March	13,611	
April	14,741	
May	14,768	
June	14,786	

### QUALITY

	Quantity	Base Number	Contract	AT	Region	England
% of FP17s for the same patient ID Re-attending within 3 months - Children	78	1,475	5.3%	10.0%	11.4%	11.6%
% of FP17s for the same patient ID Re-attending within 3 months - Adults	272	3,073	8.9%	14.3%	15.0%	15.5%
% of FP17s for the same patient ID Re-attending between 3 & 9 months - Children	930	1,475	63.1%	56.4%	59.9%	58.8%
% of FP17s for the same patient ID Re-attending between 3 & 9 months - Adults	1,768	3,073	57.5%	50.1%	52.0%	51.1%
% of FP17s for Band 1 Urgent Courses	160	3,790	4.2%	8.5%	8.0%	9.0%
% of FP17s Relating to Free Repair or Replacements	7	3,790	0.2%	0.7%	0.8%	0.8%
% of FP17s Relating to Continuations	12	3,790	0.3%	0.9%	0.9%	0.9%
% of Patients satisfied with the dentistry they have received	5	5	N/A	92.9%	93.5%	93.3%
% of Patients satisfied with the time they had to wait for an appointment	4	5	N/A	89.3%	89.1%	88.9%

\* This is based on patients treated on this contract for their most recent course of treatment. Figures in italics indicate the base number of FP17s or Patient Questionnaire responses are less than 100. N/A is shown where the base number of responses is less than 10 during the period. % is calculated as Quantity/Base number\*100

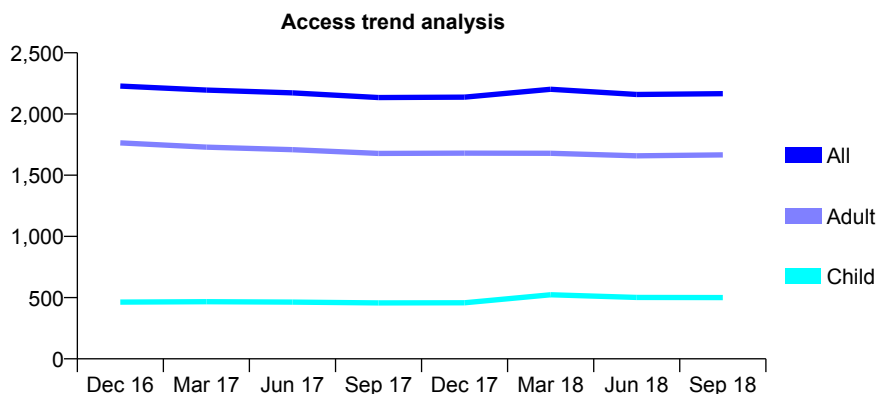
## Q57 - Vital Signs At a Glance Contract Report for 274968/0001 - September 2018

Name or company name	Dental Surgery
Contract type name	GDS Contract
Purpose of contract	General
Contract start date	26/12/2010
Contract end date	

18/19 Contracted general activity (UDA)	8,488
Carry forward general activity (UDA)	0
18/19 Contracted orthodontic activity (UOA)	0
Carry forward orthodontic activity (UOA)	0
Baseline contract value	£179,472.55

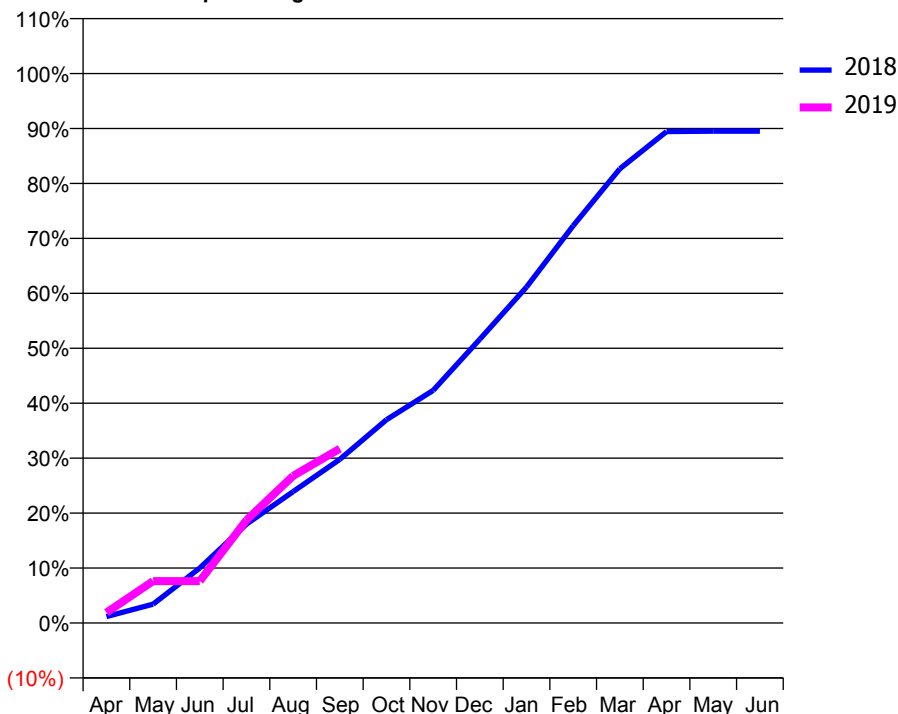
### ACCESS\*

Patients seen in 24 months	Total	Change since previous quarter
Quarter ending September 2017	2,135	
Quarter ending December 2017	2,138	→
Quarter ending March 2018	2,202	↑
Quarter ending June 2018	2,160	↓
Quarter ending September 2018	2,166	→
<b>Variance since September 2017</b>	<b>1.5%</b>	<b>→</b>



### ACTIVITY

Cumulative percentage of contracted UDA delivered 2018 & 2019



Adjusted Scheduled Activity (UDA)

Month	2018	2019
April	100	162
May	291	648
June	849	648
July	1,527	1,589
August	2,031	2,273
September	2,529	2,692
October	3,141	
November	3,593	
December	4,385	
January	5,191	
February	6,137	
March	7,017	
April	7,591	
May	7,597	
June	7,597	

### QUALITY

	Quantity	Base Number	Contract	AT	Region	England
% of FP17s for the same patient ID Re-attending within 3 months - Children	18	324	5.6%	10.0%	11.4%	11.6%
% of FP17s for the same patient ID Re-attending within 3 months - Adults	163	1,143	14.3%	14.3%	15.0%	15.5%
% of FP17s for the same patient ID Re-attending between 3 & 9 months - Children	192	324	59.3%	56.4%	59.9%	58.8%
% of FP17s for the same patient ID Re-attending between 3 & 9 months - Adults	439	1,143	38.4%	50.1%	52.0%	51.1%
% of FP17s for Band 1 Urgent Courses	161	1,333	12.1%	8.5%	8.0%	9.0%
% of FP17s Relating to Free Repair or Replacements	18	1,333	1.4%	0.7%	0.8%	0.8%
% of FP17s Relating to Continuations	5	1,333	0.4%	0.9%	0.9%	0.9%
% of Patients satisfied with the dentistry they have received	1	1	N/A	92.9%	93.5%	93.3%
% of Patients satisfied with the time they had to wait for an appointment	1	1	N/A	89.3%	89.1%	88.9%

\* This is based on patients treated on this contract for their most recent course of treatment. Figures in italics indicate the base number of FP17s or Patient Questionnaire responses are less than 100. N/A is shown where the base number of responses is less than 10 during the period. % is calculated as Quantity/Base number\*100

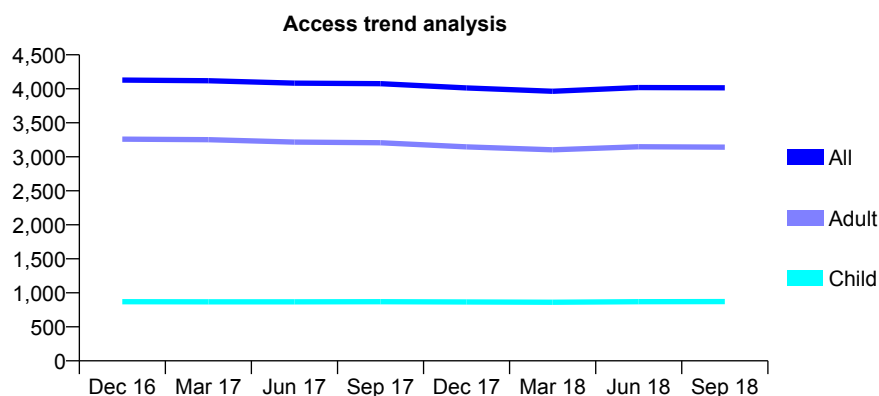
## Q57 - Vital Signs At a Glance Contract Report for 277371/0004 - September 2018

Name or company name	MRS K SIVAGURUNATHAN
Contract type name	GDS Contract
Purpose of contract	General
Contract start date	01/07/2013
Contract end date	

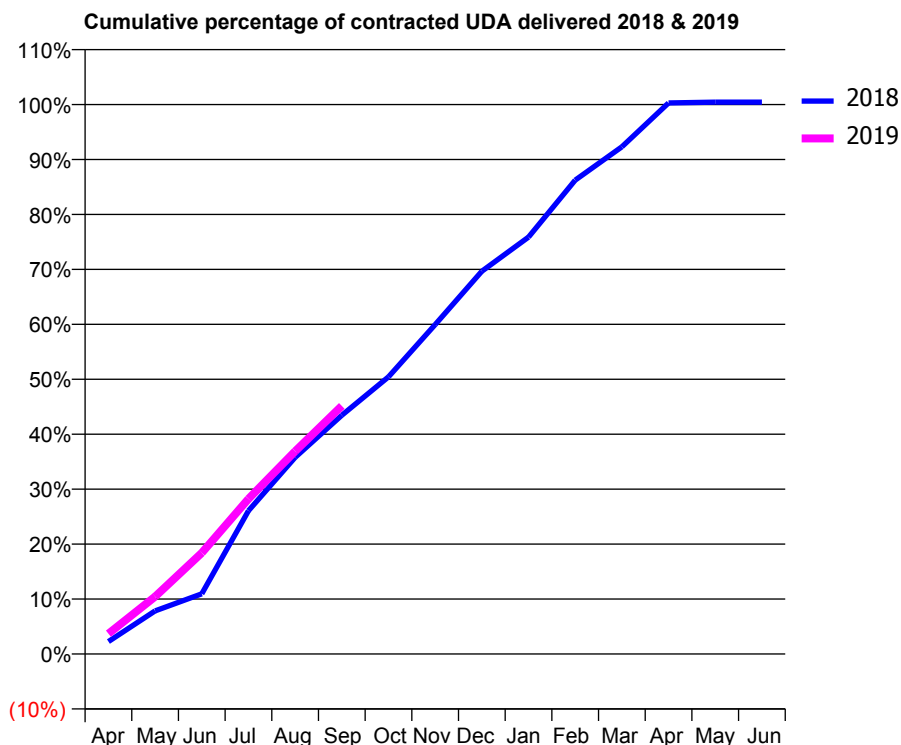
18/19 Contracted general activity (UDA)	8,081
Carry forward general activity (UDA)	0
18/19 Contracted orthodontic activity (UOA)	0
Carry forward orthodontic activity (UOA)	0
Baseline contract value	£252,476.84

### ACCESS\*

Patients seen in 24 months	Total	Change since previous quarter
Quarter ending September 2017	4,075	
Quarter ending December 2017	4,013	↓
Quarter ending March 2018	3,964	↓
Quarter ending June 2018	4,018	→
Quarter ending September 2018	4,014	→
<b>Variance since September 2017</b>	<b>(1.5%)</b>	<b>↓</b>



### ACTIVITY



Month	Adjusted Scheduled Activity (UDA)	
	2018	2019
April	184	298
May	635	844
June	886	1,488
July	2,107	2,282
August	2,891	2,982
September	3,511	3,649
October	4,075	
November	4,844	
December	5,630	
January	6,131	
February	6,969	
March	7,458	
April	8,105	
May	8,115	
June	8,115	

### QUALITY

	Quantity	Base Number	Contract	AT	Region	England
% of FP17s for the same patient ID Re-attending within 3 months - Children	38	706	5.4%	10.0%	11.4%	11.6%
% of FP17s for the same patient ID Re-attending within 3 months - Adults	119	1,749	6.8%	14.3%	15.0%	15.5%
% of FP17s for the same patient ID Re-attending between 3 & 9 months - Children	470	706	66.6%	56.4%	59.9%	58.8%
% of FP17s for the same patient ID Re-attending between 3 & 9 months - Adults	514	1,749	29.4%	50.1%	52.0%	51.1%
% of FP17s for Band 1 Urgent Courses	123	2,126	5.8%	8.5%	8.0%	9.0%
% of FP17s Relating to Free Repair or Replacements	13	2,126	0.6%	0.7%	0.8%	0.8%
% of FP17s Relating to Continuations	22	2,126	1.0%	0.9%	0.9%	0.9%
% of Patients satisfied with the dentistry they have received	1	1	N/A	92.9%	93.5%	93.3%
% of Patients satisfied with the time they had to wait for an appointment	1	1	N/A	89.3%	89.1%	88.9%

\* This is based on patients treated on this contract for their most recent course of treatment. Figures in italics indicate the base number of FP17s or Patient Questionnaire responses are less than 100. N/A is shown where the base number of responses is less than 10 during the period. % is calculated as Quantity/Base number\*100

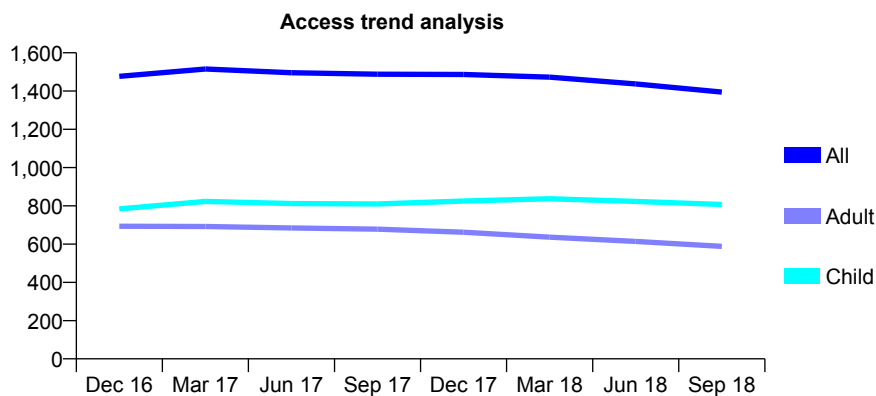
## Q57 - Vital Signs At a Glance Contract Report for 304042/0001 - September 2018

Name or company name	Miss N Jayasuriya
Contract type name	GDS Contract
Purpose of contract	General
Contract start date	01/04/2006
Contract end date	

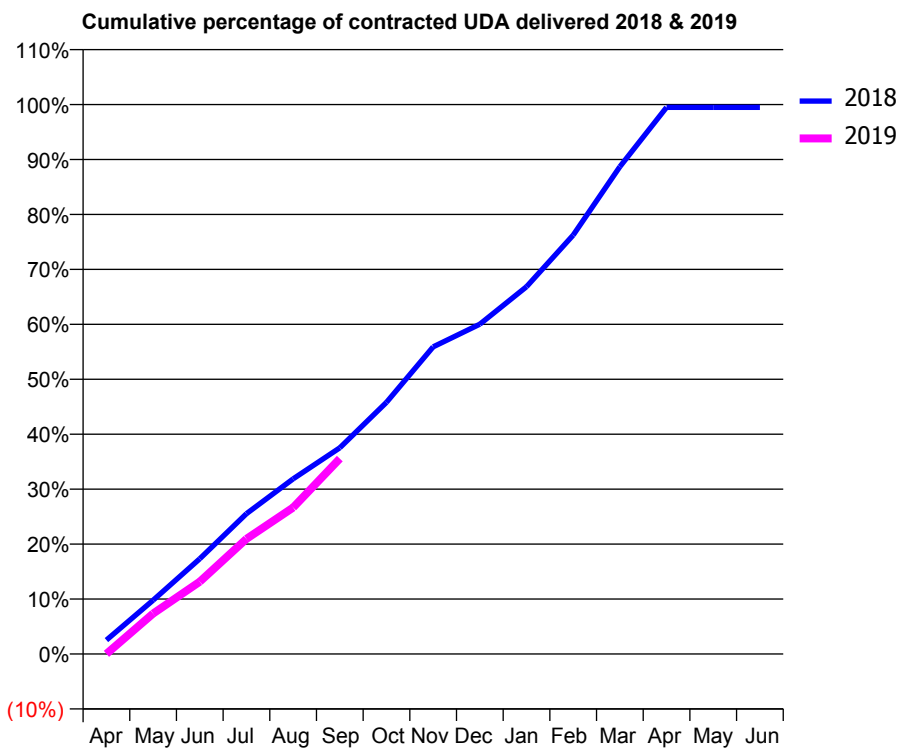
18/19 Contracted general activity (UDA)	3,000
Carry forward general activity (UDA)	0
18/19 Contracted orthodontic activity (UOA)	0
Carry forward orthodontic activity (UOA)	0
Baseline contract value	£74,888.96

### ACCESS\*

Patients seen in 24 months	Total	Change since previous quarter
Quarter ending September 2017	1,488	
Quarter ending December 2017	1,487	→
Quarter ending March 2018	1,473	→
Quarter ending June 2018	1,437	↓
Quarter ending September 2018	1,395	↓
<b>Variance since September 2017</b>	<b>(6.3%)</b>	<b>↓</b>



### ACTIVITY



Adjusted Scheduled Activity (UDA)		
Month	2018	2019
April	76	1
May	293	221
June	520	395
July	766	629
August	956	800
September	1,126	1,067
October	1,374	
November	1,677	
December	1,801	
January	2,005	
February	2,287	
March	2,661	
April	2,985	
May	2,985	
June	2,985	

### QUALITY

	Quantity	Base Number	Contract	AT	Region	England
% of FP17s for the same patient ID Re-attending within 3 months - Children	44	515	8.5%	10.0%	11.4%	11.6%
% of FP17s for the same patient ID Re-attending within 3 months - Adults	45	261	17.2%	14.3%	15.0%	15.5%
% of FP17s for the same patient ID Re-attending between 3 & 9 months - Children	286	515	55.5%	56.4%	59.9%	58.8%
% of FP17s for the same patient ID Re-attending between 3 & 9 months - Adults	110	261	42.1%	50.1%	52.0%	51.1%
% of FP17s for Band 1 Urgent Courses	74	630	11.7%	8.5%	8.0%	9.0%
% of FP17s Relating to Free Repair or Replacements	3	630	0.5%	0.7%	0.8%	0.8%
% of FP17s Relating to Continuations	2	630	0.3%	0.9%	0.9%	0.9%
% of Patients satisfied with the dentistry they have received	1	1	N/A	92.9%	93.5%	93.3%
% of Patients satisfied with the time they had to wait for an appointment	1	1	N/A	89.3%	89.1%	88.9%

\* This is based on patients treated on this contract for their most recent course of treatment. Figures in italics indicate the base number of FP17s or Patient Questionnaire responses are less than 100. N/A is shown where the base number of responses is less than 10 during the period. % is calculated as Quantity/Base number\*100

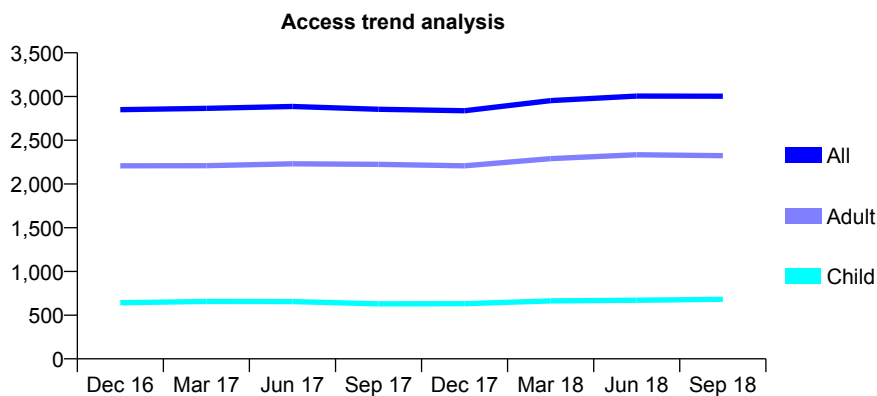
## Q57 - Vital Signs At a Glance Contract Report for 305537/0001 - September 2018

Name or company name	Dental Smiles Chelmsford Partnership
Contract type name	GDS Contract
Purpose of contract	General
Contract start date	01/04/2006
Contract end date	

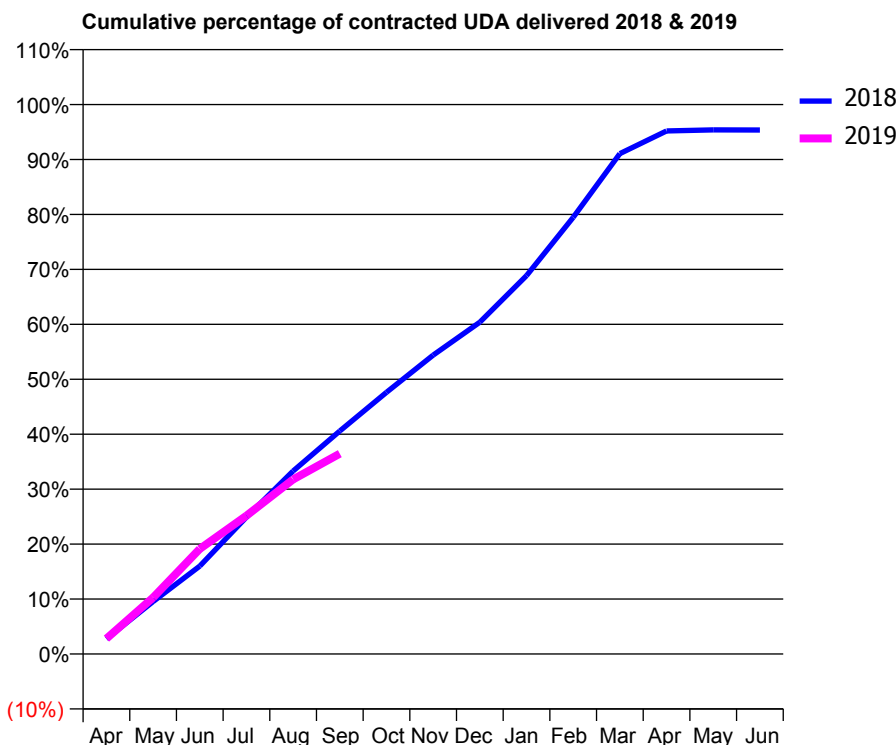
18/19 Contracted general activity (UDA)	7,583
Carry forward general activity (UDA)	0
18/19 Contracted orthodontic activity (UOA)	0
Carry forward orthodontic activity (UOA)	0
Baseline contract value	£168,019.12

### ACCESS\*

Patients seen in 24 months	Total	Change since previous quarter
Quarter ending September 2017	2,854	
Quarter ending December 2017	2,838	→
Quarter ending March 2018	2,953	↑
Quarter ending June 2018	3,005	→
Quarter ending September 2018	3,004	→
<b>Variance since September 2017</b>	<b>5.3%</b>	<b>↑</b>



### ACTIVITY



Month	Adjusted Scheduled Activity (UDA)	
	2018	2019
April	209	213
May	724	779
June	1,214	1,451
July	1,889	1,910
August	2,525	2,409
September	3,077	2,765
October	3,611	
November	4,125	
December	4,579	
January	5,221	
February	6,026	
March	6,905	
April	7,218	
May	7,232	
June	7,231	

### QUALITY

	Quantity	Base Number	Contract	AT	Region	England
% of FP17s for the same patient ID Re-attending within 3 months - Children	76	564	13.5%	10.0%	11.4%	11.6%
% of FP17s for the same patient ID Re-attending within 3 months - Adults	213	1,521	14.0%	14.3%	15.0%	15.5%
% of FP17s for the same patient ID Re-attending between 3 & 9 months - Children	329	564	58.3%	56.4%	59.9%	58.8%
% of FP17s for the same patient ID Re-attending between 3 & 9 months - Adults	780	1,521	51.3%	50.1%	52.0%	51.1%
% of FP17s for Band 1 Urgent Courses	81	1,509	5.4%	8.5%	8.0%	9.0%
% of FP17s Relating to Free Repair or Replacements	5	1,509	0.3%	0.7%	0.8%	0.8%
% of FP17s Relating to Continuations	39	1,509	2.6%	0.9%	0.9%	0.9%
% of Patients satisfied with the dentistry they have received	4	4	N/A	92.9%	93.5%	93.3%
% of Patients satisfied with the time they had to wait for an appointment	4	4	N/A	89.3%	89.1%	88.9%

\* This is based on patients treated on this contract for their most recent course of treatment. Figures in italics indicate the base number of FP17s or Patient Questionnaire responses are less than 100. N/A is shown where the base number of responses is less than 10 during the period. % is calculated as Quantity/Base number\*100

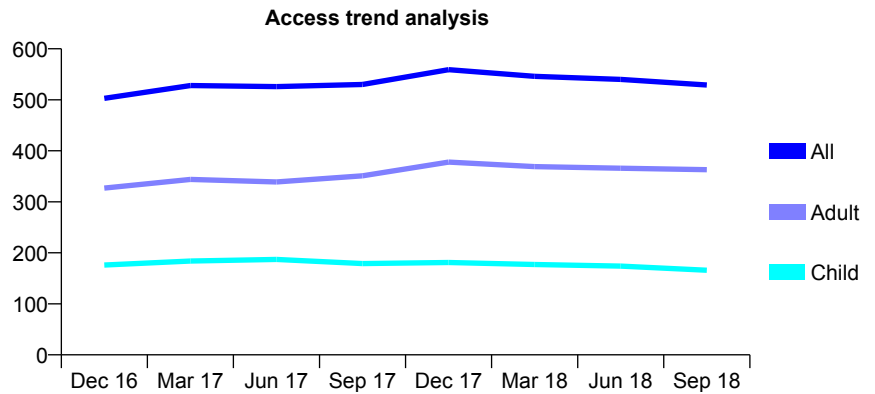
## Q57 - Vital Signs At a Glance Contract Report for 306207/0001 - September 2018

Name or company name	The Cosmetic Dental Studio
Contract type name	GDS Contract
Purpose of contract	General
Contract start date	01/04/2006
Contract end date	

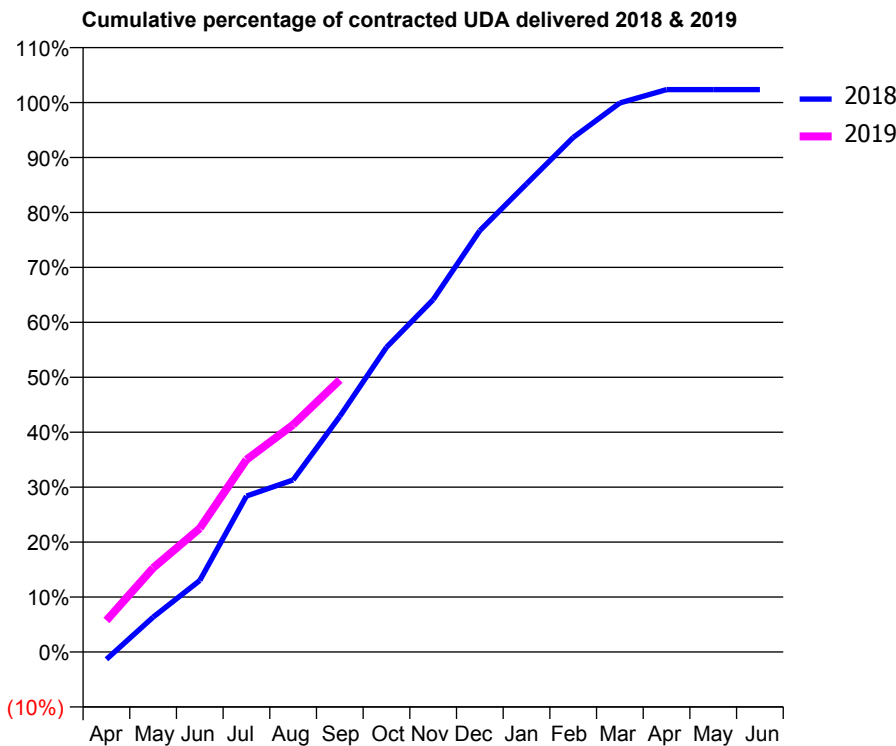
18/19 Contracted general activity (UDA)	1,400
Carry forward general activity (UDA)	0
18/19 Contracted orthodontic activity (UOA)	0
Carry forward orthodontic activity (UOA)	0
Baseline contract value	£43,089.25

### ACCESS\*

Patients seen in 24 months	Total	Change since previous quarter
Quarter ending September 2017	530	
Quarter ending December 2017	559	↑
Quarter ending March 2018	546	↓
Quarter ending June 2018	540	↓
Quarter ending September 2018	529	↓
<b>Variance since September 2017</b>	<b>(0.2%)</b>	→



### ACTIVITY



Month	Adjusted Scheduled Activity (UDA)	
	2018	2019
April	-19	80
May	89	214
June	182	315
July	397	490
August	438	579
September	601	693
October	777	
November	898	
December	1,074	
January	1,193	
February	1,311	
March	1,399	
April	1,433	
May	1,433	
June	1,433	

### QUALITY

	Quantity	Base Number	Contract	AT	Region	England
% of FP17s for the same patient ID Re-attending within 3 months - Children	8	150	5.3%	10.0%	11.4%	11.6%
% of FP17s for the same patient ID Re-attending within 3 months - Adults	36	301	12.0%	14.3%	15.0%	15.5%
% of FP17s for the same patient ID Re-attending between 3 & 9 months - Children	122	150	81.3%	56.4%	59.9%	58.8%
% of FP17s for the same patient ID Re-attending between 3 & 9 months - Adults	206	301	68.4%	50.1%	52.0%	51.1%
% of FP17s for Band 1 Urgent Courses	1	425	0.2%	8.5%	8.0%	9.0%
% of FP17s Relating to Free Repair or Replacements	0	425	0.0%	0.7%	0.8%	0.8%
% of FP17s Relating to Continuations	13	425	3.1%	0.9%	0.9%	0.9%
% of Patients satisfied with the dentistry they have received	0	0	N/A	92.9%	93.5%	93.3%
% of Patients satisfied with the time they had to wait for an appointment	0	0	N/A	89.3%	89.1%	88.9%

\* This is based on patients treated on this contract for their most recent course of treatment. Figures in italics indicate the base number of FP17s or Patient Questionnaire responses are less than 100. N/A is shown where the base number of responses is less than 10 during the period. % is calculated as Quantity/Base number\*100



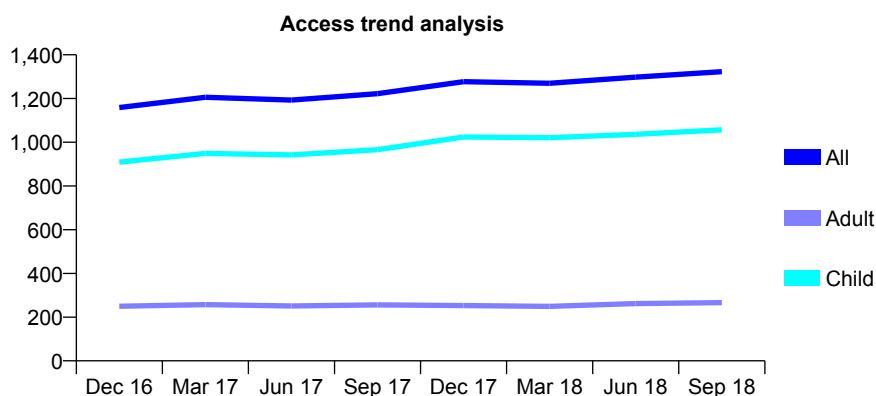
## Q57 - Vital Signs At a Glance Contract Report for 306207/0002 - September 2018

Name or company name	The Cosmetic Dental Studio
Contract type name	GDS Contract
Purpose of contract	General
Contract start date	01/04/2006
Contract end date	

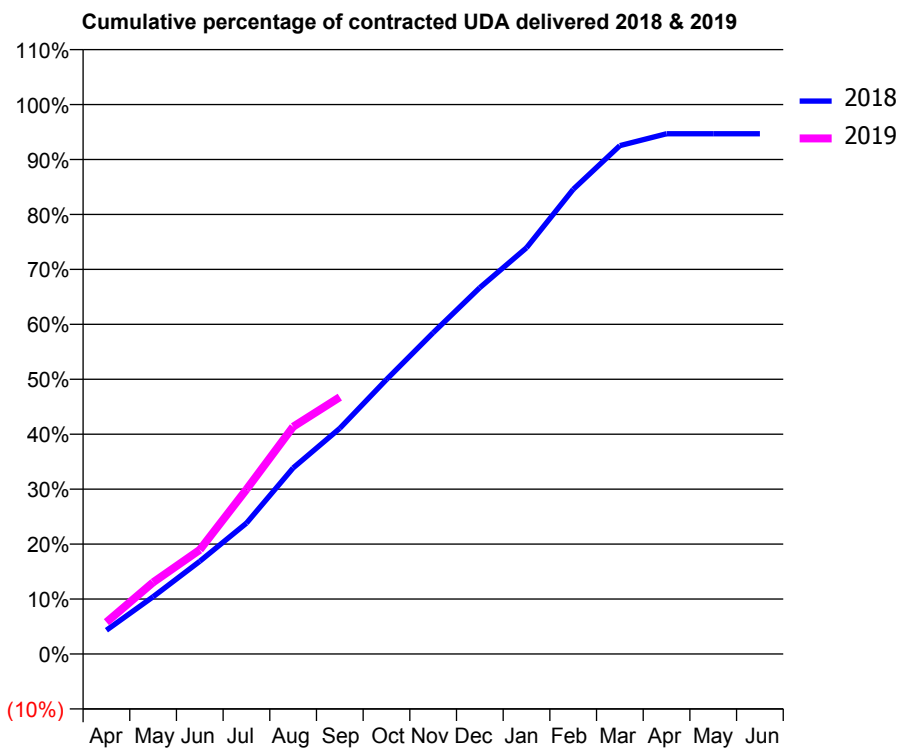
18/19 Contracted general activity (UDA)	3,000
Carry forward general activity (UDA)	0
18/19 Contracted orthodontic activity (UOA)	0
Carry forward orthodontic activity (UOA)	0
Baseline contract value	£85,247.84

### ACCESS\*

Patients seen in 24 months	Total	Change since previous quarter
Quarter ending September 2017	1,222	
Quarter ending December 2017	1,277	↑
Quarter ending March 2018	1,270	→
Quarter ending June 2018	1,298	↑
Quarter ending September 2018	1,323	→
<b>Variance since September 2017</b>	<b>8.3%</b>	<b>↑</b>



### ACTIVITY



Month	Adjusted Scheduled Activity (UDA)	
	2018	2019
April	130	173
May	313	391
June	506	569
July	715	899
August	1,016	1,241
September	1,232	1,402
October	1,499	
November	1,754	
December	2,000	
January	2,218	
February	2,537	
March	2,776	
April	2,841	
May	2,841	
June	2,841	

### QUALITY

	Quantity	Base Number	Contract	AT	Region	England
% of FP17s for the same patient ID Re-attending within 3 months - Children	70	1,089	6.4%	10.0%	11.4%	11.6%
% of FP17s for the same patient ID Re-attending within 3 months - Adults	10	116	8.6%	14.3%	15.0%	15.5%
% of FP17s for the same patient ID Re-attending between 3 & 9 months - Children	784	1,089	72.0%	56.4%	59.9%	58.8%
% of FP17s for the same patient ID Re-attending between 3 & 9 months - Adults	87	116	75.0%	50.1%	52.0%	51.1%
% of FP17s for Band 1 Urgent Courses	56	1,157	4.8%	8.5%	8.0%	9.0%
% of FP17s Relating to Free Repair or Replacements	0	1,157	0.0%	0.7%	0.8%	0.8%
% of FP17s Relating to Continuations	7	1,157	0.6%	0.9%	0.9%	0.9%
% of Patients satisfied with the dentistry they have received	0	0	N/A	92.9%	93.5%	93.3%
% of Patients satisfied with the time they had to wait for an appointment	0	0	N/A	89.3%	89.1%	88.9%

\* This is based on patients treated on this contract for their most recent course of treatment. Figures in italics indicate the base number of FP17s or Patient Questionnaire responses are less than 100. N/A is shown where the base number of responses is less than 10 during the period. % is calculated as Quantity/Base number\*100

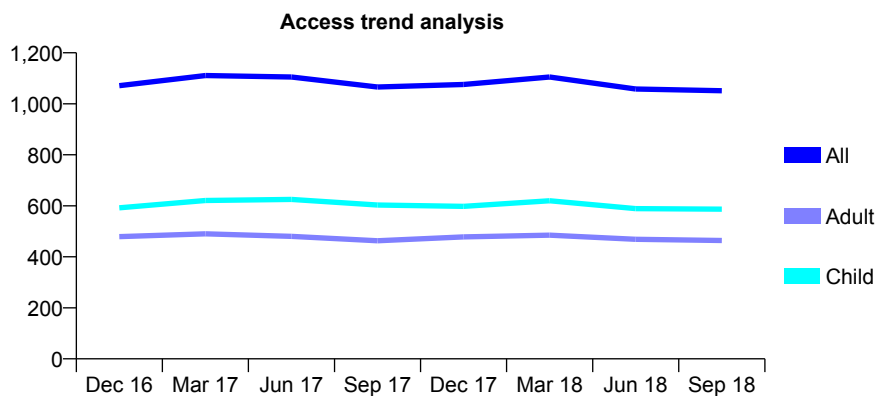
## Q57 - Vital Signs At a Glance Contract Report for 320536/0001 - September 2018

Name or company name	MR CY HUANG
Contract type name	GDS Contract
Purpose of contract	General
Contract start date	01/04/2006
Contract end date	

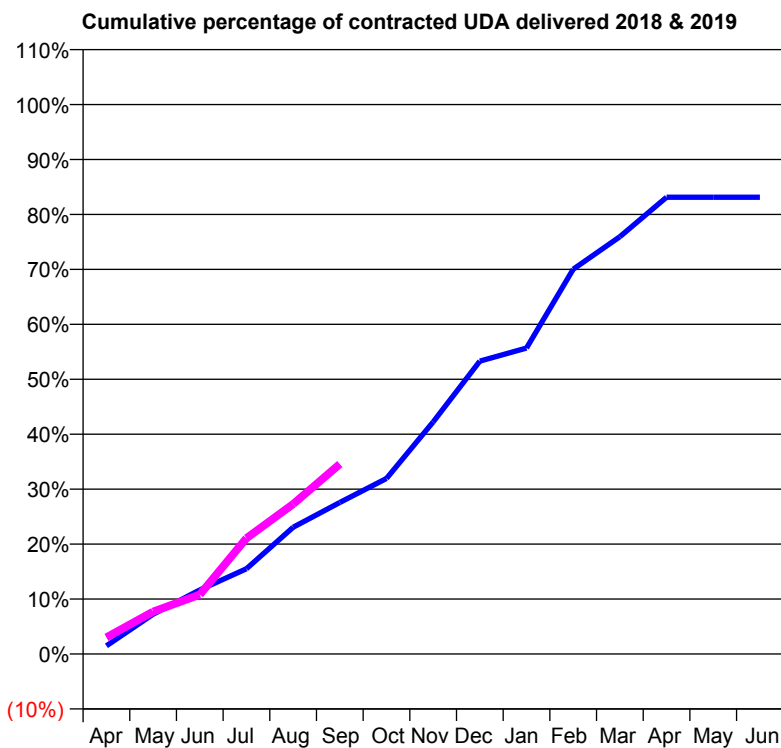
18/19 Contracted general activity (UDA)	2,889
Carry forward general activity (UDA)	0
18/19 Contracted orthodontic activity (UOA)	0
Carry forward orthodontic activity (UOA)	0
Baseline contract value	£73,955.52

### ACCESS\*

Patients seen in 24 months	Total	Change since previous quarter
Quarter ending September 2017	1,066	
Quarter ending December 2017	1,076	→
Quarter ending March 2018	1,105	↑
Quarter ending June 2018	1,058	↓
Quarter ending September 2018	1,051	→
<b>Variance since September 2017</b>	<b>(1.4%)</b>	<b>↓</b>



### ACTIVITY



Adjusted Scheduled Activity (UDA)		
Month	2018	2019
April	43	87
May	209	223
June	337	312
July	448	609
August	666	788
September	797	999
October	923	
November	1,220	
December	1,540	
January	1,609	
February	2,023	
March	2,194	
April	2,402	
May	2,402	
June	2,402	

### QUALITY

	Quantity	Base Number	Contract	AT	Region	England
% of FP17s for the same patient ID Re-attending within 3 months - Children	16	393	4.1%	10.0%	11.4%	11.6%
% of FP17s for the same patient ID Re-attending within 3 months - Adults	15	239	6.3%	14.3%	15.0%	15.5%
% of FP17s for the same patient ID Re-attending between 3 & 9 months - Children	232	393	59.0%	56.4%	59.9%	58.8%
% of FP17s for the same patient ID Re-attending between 3 & 9 months - Adults	130	239	54.4%	50.1%	52.0%	51.1%
% of FP17s for Band 1 Urgent Courses	15	533	2.8%	8.5%	8.0%	9.0%
% of FP17s Relating to Free Repair or Replacements	0	533	0.0%	0.7%	0.8%	0.8%
% of FP17s Relating to Continuations	1	533	0.2%	0.9%	0.9%	0.9%
% of Patients satisfied with the dentistry they have received	1	1	N/A	92.9%	93.5%	93.3%
% of Patients satisfied with the time they had to wait for an appointment	1	1	N/A	89.3%	89.1%	88.9%

\* This is based on patients treated on this contract for their most recent course of treatment. Figures in italics indicate the base number of FP17s or Patient Questionnaire responses are less than 100. N/A is shown where the base number of responses is less than 10 during the period. % is calculated as Quantity/Base number\*100

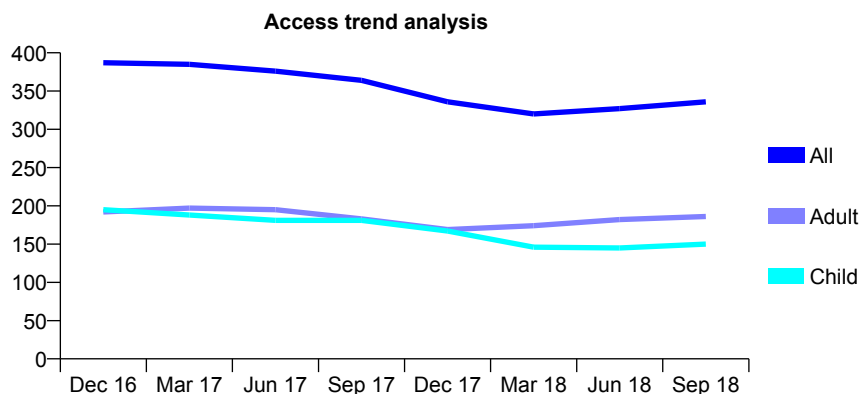
## Q57 - Vital Signs At a Glance Contract Report for 321095/0001 - September 2018

Name or company name	MR J STARK
Contract type name	GDS Contract
Purpose of contract	General
Contract start date	01/04/2006
Contract end date	

18/19 Contracted general activity (UDA)	850
Carry forward general activity (UDA)	0
18/19 Contracted orthodontic activity (UOA)	0
Carry forward orthodontic activity (UOA)	0
Baseline contract value	£18,275.26

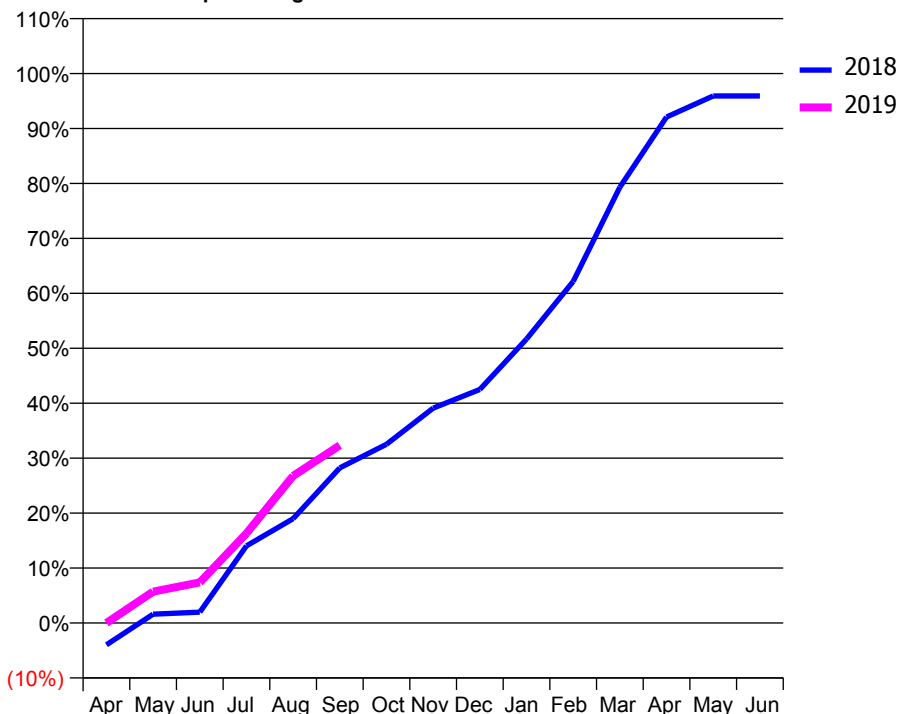
### ACCESS\*

Patients seen in 24 months	Total	Change since previous quarter
Quarter ending September 2017	364	
Quarter ending December 2017	336	↓
Quarter ending March 2018	320	↓
Quarter ending June 2018	327	↑
Quarter ending September 2018	336	↑
<b>Variance since September 2017</b>	<b>(7.7%)</b>	<b>↓</b>



### ACTIVITY

Cumulative percentage of contracted UDA delivered 2018 & 2019



Adjusted Scheduled Activity (UDA)

Month	2018	2019
April	-34	0
May	14	49
June	17	63
July	119	139
August	161	228
September	240	275
October	277	
November	332	
December	361	
January	439	
February	528	
March	674	
April	783	
May	815	
June	815	

### QUALITY

	Quantity	Base Number	Contract	AT	Region	England
% of FP17s for the same patient ID Re-attending within 3 months - Children	21	112	18.8%	10.0%	11.4%	11.6%
% of FP17s for the same patient ID Re-attending within 3 months - Adults	23	85	27.1%	14.3%	15.0%	15.5%
% of FP17s for the same patient ID Re-attending between 3 & 9 months - Children	55	112	49.1%	56.4%	59.9%	58.8%
% of FP17s for the same patient ID Re-attending between 3 & 9 months - Adults	23	85	27.1%	50.1%	52.0%	51.1%
% of FP17s for Band 1 Urgent Courses	34	157	21.7%	8.5%	8.0%	9.0%
% of FP17s Relating to Free Repair or Replacements	1	157	0.6%	0.7%	0.8%	0.8%
% of FP17s Relating to Continuations	1	157	0.6%	0.9%	0.9%	0.9%
% of Patients satisfied with the dentistry they have received	0	0	N/A	92.9%	93.5%	93.3%
% of Patients satisfied with the time they had to wait for an appointment	0	0	N/A	89.3%	89.1%	88.9%

\* This is based on patients treated on this contract for their most recent course of treatment. Figures in italics indicate the base number of FP17s or Patient Questionnaire responses are less than 100. N/A is shown where the base number of responses is less than 10 during the period. % is calculated as Quantity/Base number\*100

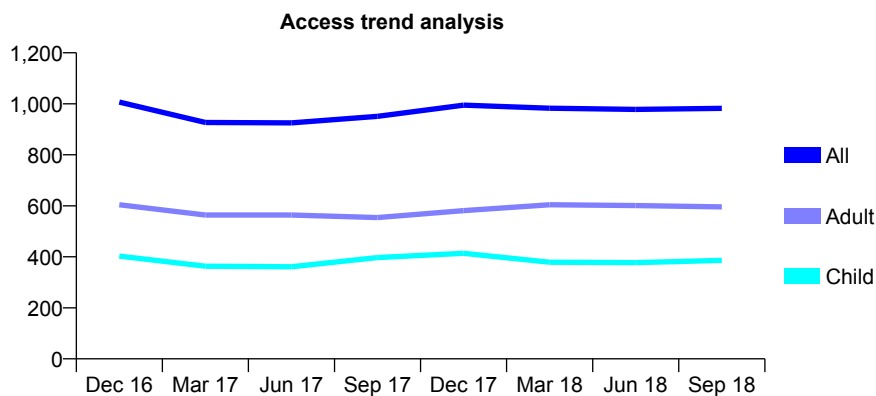
## Q57 - Vital Signs At a Glance Contract Report for 321109/0001 - September 2018

Name or company name	MR SI MCKENZIE
Contract type name	GDS Contract
Purpose of contract	General
Contract start date	01/04/2006
Contract end date	

18/19 Contracted general activity (UDA)	2,600
Carry forward general activity (UDA)	0
18/19 Contracted orthodontic activity (UOA)	0
Carry forward orthodontic activity (UOA)	0
Baseline contract value	£79,333.77

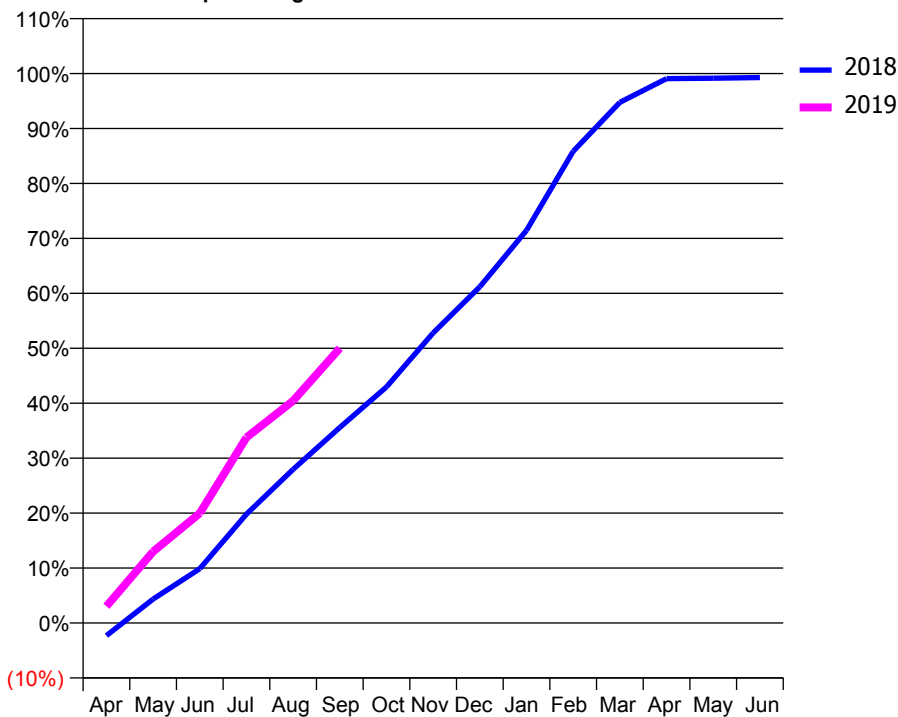
### ACCESS\*

Patients seen in 24 months	Total	Change since previous quarter
Quarter ending September 2017	951	
Quarter ending December 2017	995	↑
Quarter ending March 2018	983	↓
Quarter ending June 2018	978	→
Quarter ending September 2018	982	→
<b>Variance since September 2017</b>	<b>3.3%</b>	<b>↑</b>



### ACTIVITY

Cumulative percentage of contracted UDA delivered 2018 & 2019



Month	Adjusted Scheduled Activity (UDA)	
	2018	2019
April	-60	79
May	113	338
June	257	519
July	515	878
August	727	1,051
September	925	1,300
October	1,117	
November	1,373	
December	1,591	
January	1,858	
February	2,232	
March	2,464	
April	2,576	
May	2,578	
June	2,581	

### QUALITY

	Quantity	Base Number	Contract	AT	Region	England
% of FP17s for the same patient ID Re-attending within 3 months - Children	16	313	5.1%	10.0%	11.4%	11.6%
% of FP17s for the same patient ID Re-attending within 3 months - Adults	55	389	14.1%	14.3%	15.0%	15.5%
% of FP17s for the same patient ID Re-attending between 3 & 9 months - Children	189	313	60.4%	56.4%	59.9%	58.8%
% of FP17s for the same patient ID Re-attending between 3 & 9 months - Adults	187	389	48.1%	50.1%	52.0%	51.1%
% of FP17s for Band 1 Urgent Courses	41	656	6.3%	8.5%	8.0%	9.0%
% of FP17s Relating to Free Repair or Replacements	3	656	0.5%	0.7%	0.8%	0.8%
% of FP17s Relating to Continuations	13	656	2.0%	0.9%	0.9%	0.9%
% of Patients satisfied with the dentistry they have received	1	1	N/A	92.9%	93.5%	93.3%
% of Patients satisfied with the time they had to wait for an appointment	1	1	N/A	89.3%	89.1%	88.9%

\* This is based on patients treated on this contract for their most recent course of treatment. Figures in italics indicate the base number of FP17s or Patient Questionnaire responses are less than 100. N/A is shown where the base number of responses is less than 10 during the period. % is calculated as Quantity/Base number\*100

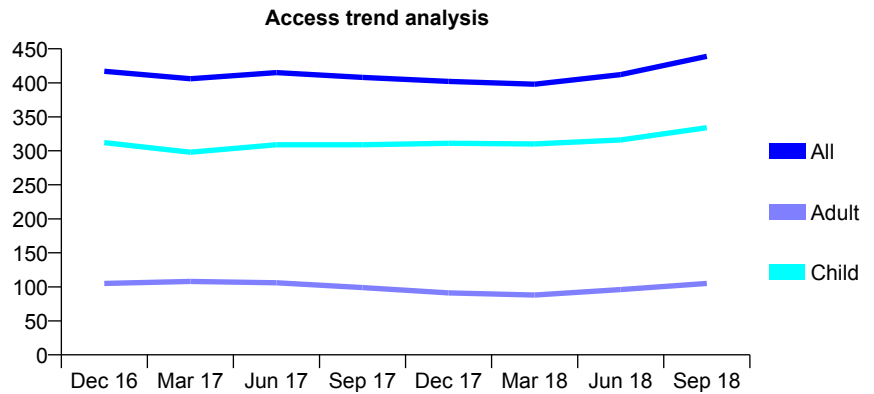
## Q57 - Vital Signs At a Glance Contract Report for 323152/0002 - September 2018

Name or company name	MR D DRISCOLL
Contract type name	GDS Contract
Purpose of contract	General
Contract start date	01/04/2009
Contract end date	

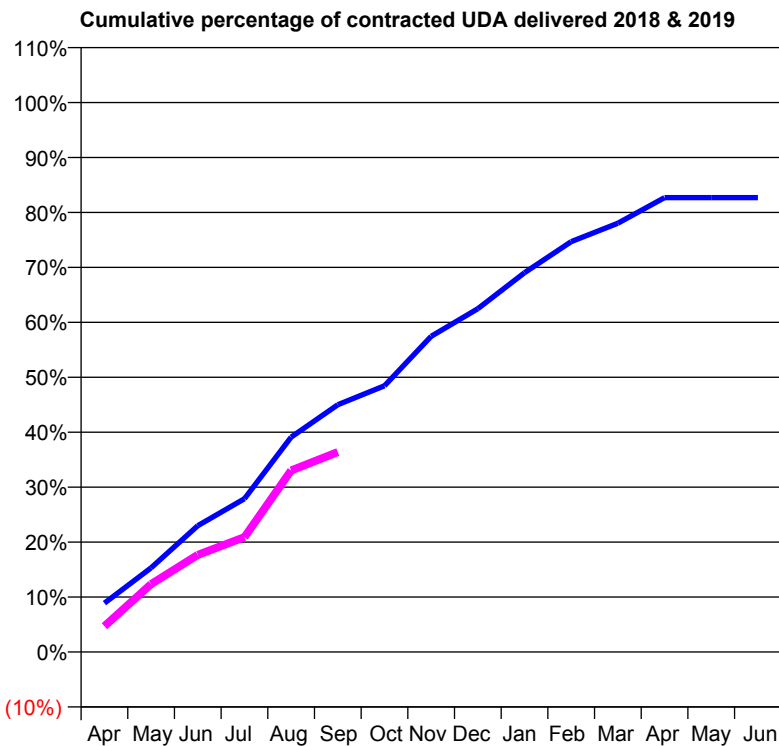
18/19 Contracted general activity (UDA)	900
Carry forward general activity (UDA)	0
18/19 Contracted orthodontic activity (UOA)	0
Carry forward orthodontic activity (UOA)	0
Baseline contract value	£22,011.24

### ACCESS\*

Patients seen in 24 months	Total	Change since previous quarter
Quarter ending September 2017	408	
Quarter ending December 2017	402	↓
Quarter ending March 2018	398	→
Quarter ending June 2018	412	↑
Quarter ending September 2018	439	↑
<b>Variance since September 2017</b>	<b>7.6%</b>	<b>↑</b>



### ACTIVITY



Adjusted Scheduled Activity (UDA)		
Month	2018	2019
April	80	42
May	138	111
June	207	159
July	251	188
August	352	297
September	405	327
October	436	
November	517	
December	562	
January	621	
February	672	
March	702	
April	744	
May	744	
June	744	

### QUALITY

	Quantity	Base Number	Contract	AT	Region	England
% of FP17s for the same patient ID Re-attending within 3 months - Children	14	232	6.0%	10.0%	11.4%	11.6%
% of FP17s for the same patient ID Re-attending within 3 months - Adults	1	43	2.3%	14.3%	15.0%	15.5%
% of FP17s for the same patient ID Re-attending between 3 & 9 months - Children	140	232	60.3%	56.4%	59.9%	58.8%
% of FP17s for the same patient ID Re-attending between 3 & 9 months - Adults	29	43	67.4%	50.1%	52.0%	51.1%
% of FP17s for Band 1 Urgent Courses	2	250	0.8%	8.5%	8.0%	9.0%
% of FP17s Relating to Free Repair or Replacements	0	250	0.0%	0.7%	0.8%	0.8%
% of FP17s Relating to Continuations	0	250	0.0%	0.9%	0.9%	0.9%
% of Patients satisfied with the dentistry they have received	0	0	N/A	92.9%	93.5%	93.3%
% of Patients satisfied with the time they had to wait for an appointment	0	0	N/A	89.3%	89.1%	88.9%

\* This is based on patients treated on this contract for their most recent course of treatment. Figures in italics indicate the base number of FP17s or Patient Questionnaire responses are less than 100. N/A is shown where the base number of responses is less than 10 during the period. % is calculated as Quantity/Base number\*100

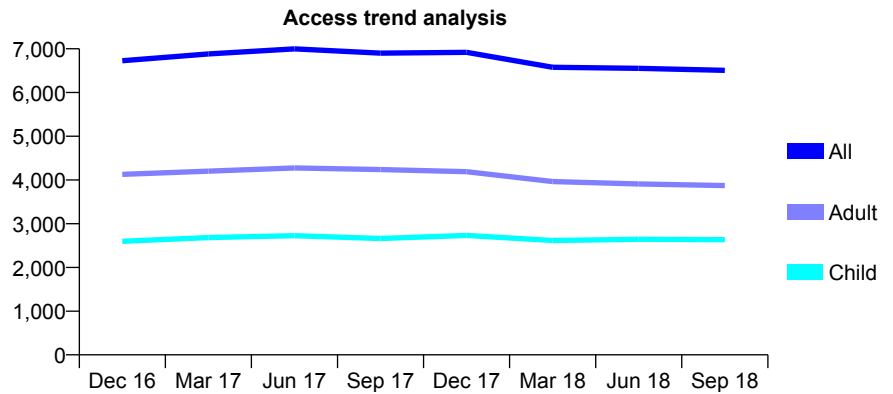
## Q57 - Vital Signs At a Glance Contract Report for 336084/0001 - September 2018

Name or company name	MR CA VAN DER MERWE
Contract type name	GDS Contract
Purpose of contract	General and Orthodontic
Contract start date	01/04/2006
Contract end date	

18/19 Contracted general activity (UDA)	17,359
Carry forward general activity (UDA)	0
18/19 Contracted orthodontic activity (UOA)	2,870
Carry forward orthodontic activity (UOA)	0
Baseline contract value	£934,671.82

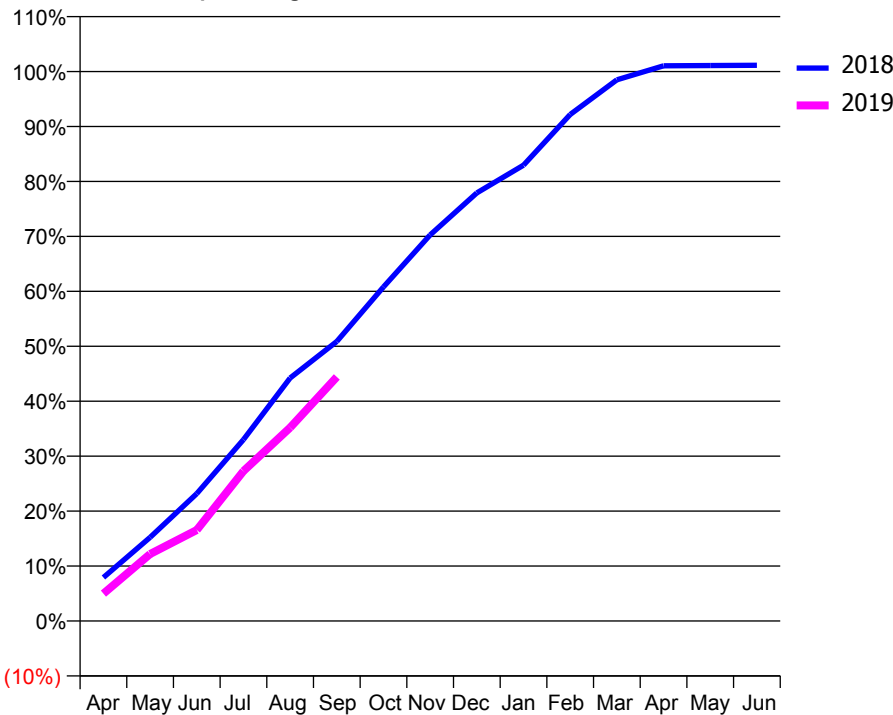
### ACCESS\*

Patients seen in 24 months	Total	Change since previous quarter
Quarter ending September 2017	6,900	
Quarter ending December 2017	6,919	→
Quarter ending March 2018	6,578	↓
Quarter ending June 2018	6,553	→
Quarter ending September 2018	6,506	→
<b>Variance since September 2017</b>	<b>(5.7%)</b>	<b>↓</b>



### ACTIVITY

Cumulative percentage of contracted UDA delivered 2018 & 2019



Adjusted Scheduled Activity (UDA)		
Month	2018	2019
April	1,373	864
May	2,642	2,115
June	4,027	2,873
July	5,731	4,737
August	7,676	6,110
September	8,831	7,709
October	10,553	
November	12,196	
December	13,522	
January	14,399	
February	16,001	
March	17,097	
April	17,540	
May	17,548	
June	17,555	

### QUALITY

	Quantity	Base Number	Contract	AT	Region	England
% of FP17s for the same patient ID Re-attending within 3 months - Children	154	1,878	8.2%	10.0%	11.4%	11.6%
% of FP17s for the same patient ID Re-attending within 3 months - Adults	138	2,001	6.9%	14.3%	15.0%	15.5%
% of FP17s for the same patient ID Re-attending between 3 & 9 months - Children	484	1,878	25.8%	56.4%	59.9%	58.8%
% of FP17s for the same patient ID Re-attending between 3 & 9 months - Adults	583	2,001	29.1%	50.1%	52.0%	51.1%
% of FP17s for Band 1 Urgent Courses	177	3,437	5.1%	8.5%	8.0%	9.0%
% of FP17s Relating to Free Repair or Replacements	4	3,437	0.1%	0.7%	0.8%	0.8%
% of FP17s Relating to Continuations	7	3,437	0.2%	0.9%	0.9%	0.9%
% of Patients satisfied with the dentistry they have received	3	3	N/A	92.9%	93.5%	93.3%
% of Patients satisfied with the time they had to wait for an appointment	2	3	N/A	89.3%	89.1%	88.9%

\* This is based on patients treated on this contract for their most recent course of treatment. Figures in italics indicate the base number of FP17s or Patient Questionnaire responses are less than 100. N/A is shown where the base number of responses is less than 10 during the period. % is calculated as Quantity/Base number\*100

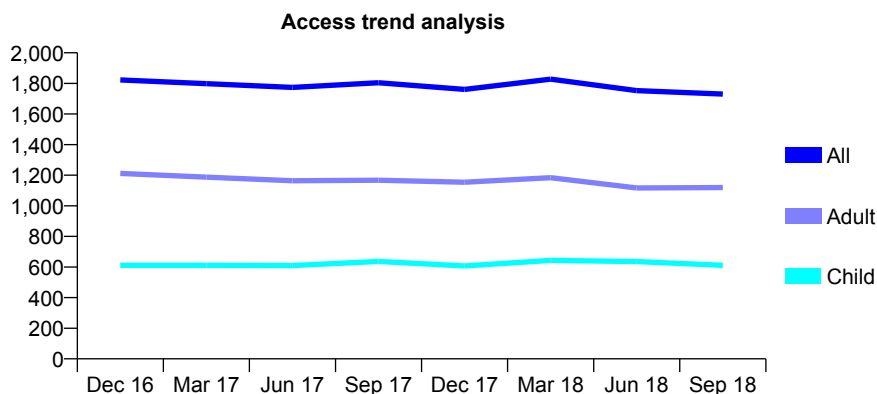
## Q57 - Vital Signs At a Glance Contract Report for 341126/0001 - September 2018

Name or company name	Tru Smile Dental Practice Partnership
Contract type name	GDS Contract
Purpose of contract	General
Contract start date	01/04/2006
Contract end date	

18/19 Contracted general activity (UDA)	4,752
Carry forward general activity (UDA)	0
18/19 Contracted orthodontic activity (UOA)	0
Carry forward orthodontic activity (UOA)	0
Baseline contract value	£127,425.21

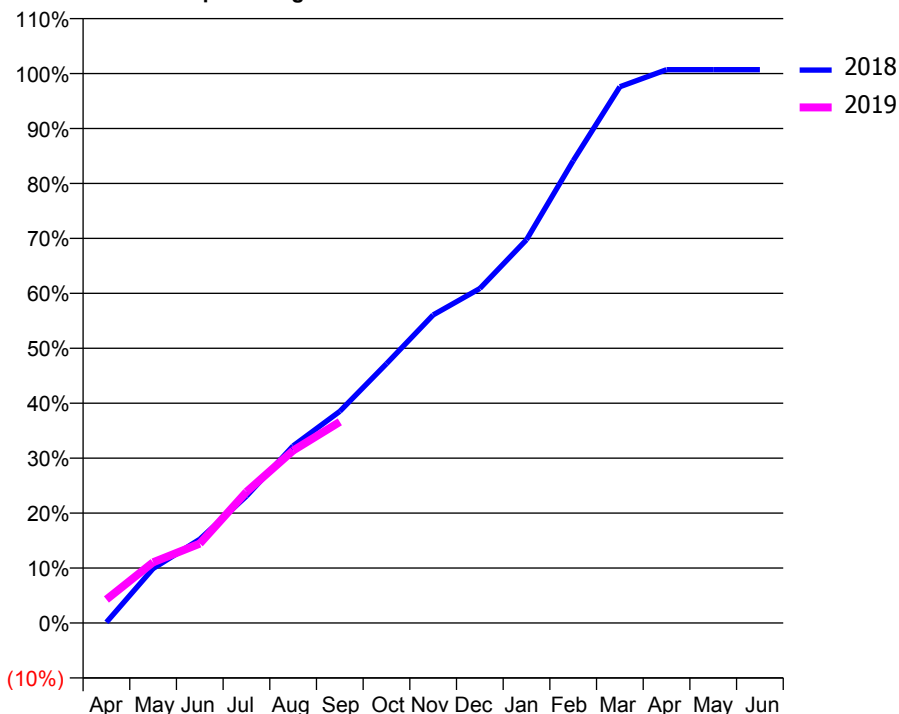
### ACCESS\*

Patients seen in 24 months	Total	Change since previous quarter
Quarter ending September 2017	1,804	
Quarter ending December 2017	1,761	↓
Quarter ending March 2018	1,828	↑
Quarter ending June 2018	1,753	↓
Quarter ending September 2018	1,730	↓
<b>Variance since September 2017</b>	<b>(4.1%)</b>	<b>↓</b>



### ACTIVITY

Cumulative percentage of contracted UDA delivered 2018 & 2019



Month	Adjusted Scheduled Activity (UDA)	
	2018	2019
April	6	203
May	471	526
June	725	686
July	1,097	1,134
August	1,532	1,491
September	1,831	1,740
October	2,242	
November	2,664	
December	2,893	
January	3,314	
February	3,997	
March	4,638	
April	4,785	
May	4,785	
June	4,785	

### QUALITY

	Quantity	Base Number	Contract	AT	Region	England
% of FP17s for the same patient ID Re-attending within 3 months - Children	10	310	3.2%	10.0%	11.4%	11.6%
% of FP17s for the same patient ID Re-attending within 3 months - Adults	75	586	12.8%	14.3%	15.0%	15.5%
% of FP17s for the same patient ID Re-attending between 3 & 9 months - Children	163	310	52.6%	56.4%	59.9%	58.8%
% of FP17s for the same patient ID Re-attending between 3 & 9 months - Adults	272	586	46.4%	50.1%	52.0%	51.1%
% of FP17s for Band 1 Urgent Courses	134	846	15.8%	8.5%	8.0%	9.0%
% of FP17s Relating to Free Repair or Replacements	8	846	0.9%	0.7%	0.8%	0.8%
% of FP17s Relating to Continuations	13	846	1.5%	0.9%	0.9%	0.9%
% of Patients satisfied with the dentistry they have received	2	2	N/A	92.9%	93.5%	93.3%
% of Patients satisfied with the time they had to wait for an appointment	2	2	N/A	89.3%	89.1%	88.9%

\* This is based on patients treated on this contract for their most recent course of treatment. Figures in italics indicate the base number of FP17s or Patient Questionnaire responses are less than 100. N/A is shown where the base number of responses is less than 10 during the period. % is calculated as Quantity/Base number\*100

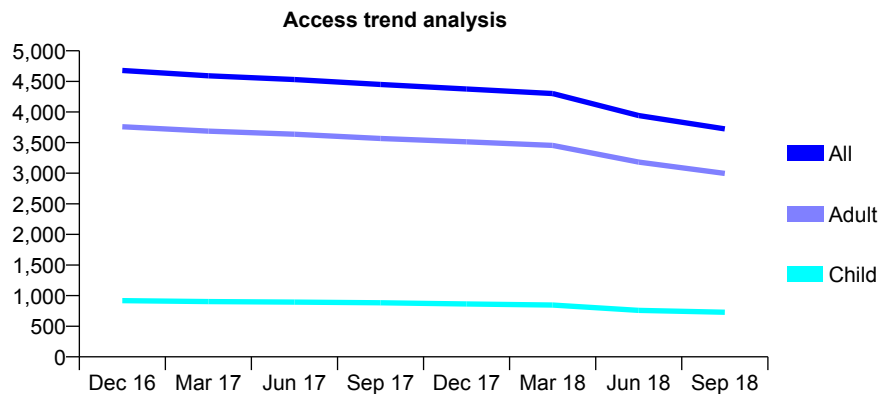
## Q57 - Vital Signs At a Glance Contract Report for 342521/0003 - September 2018

Name or company name	MR J AHMED
Contract type name	GDS Contract
Purpose of contract	General
Contract start date	01/04/2006
Contract end date	

18/19 Contracted general activity (UDA)	13,000
Carry forward general activity (UDA)	0
18/19 Contracted orthodontic activity (UOA)	0
Carry forward orthodontic activity (UOA)	0
Baseline contract value	£331,789.08

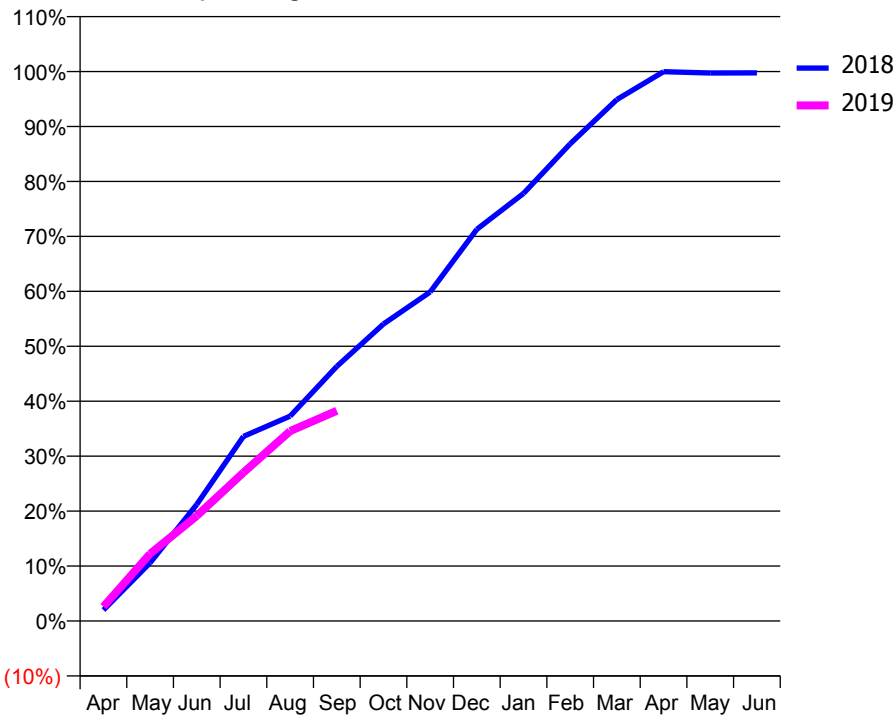
### ACCESS\*

Patients seen in 24 months	Total	Change since previous quarter
Quarter ending September 2017	4,450	
Quarter ending December 2017	4,376	↓
Quarter ending March 2018	4,302	↓
Quarter ending June 2018	3,942	↓
Quarter ending September 2018	3,725	↓
<b>Variance since September 2017</b>	<b>(16.3%)</b>	<b>↓</b>



### ACTIVITY

Cumulative percentage of contracted UDA delivered 2018 & 2019



Month	Adjusted Scheduled Activity (UDA)	
	2018	2019
April	260	338
May	1,376	1,592
June	2,758	2,487
July	4,368	3,514
August	4,847	4,493
September	6,025	4,972
October	7,028	
November	7,785	
December	9,268	
January	10,115	
February	11,291	
March	12,336	
April	12,995	
May	12,966	
June	12,967	

### QUALITY

	Quantity	Base Number	Contract	AT	Region	England
% of FP17s for the same patient ID Re-attending within 3 months - Children	22	431	5.1%	10.0%	11.4%	11.6%
% of FP17s for the same patient ID Re-attending within 3 months - Adults	293	1,838	15.9%	14.3%	15.0%	15.5%
% of FP17s for the same patient ID Re-attending between 3 & 9 months - Children	229	431	53.1%	56.4%	59.9%	58.8%
% of FP17s for the same patient ID Re-attending between 3 & 9 months - Adults	1,014	1,838	55.2%	50.1%	52.0%	51.1%
% of FP17s for Band 1 Urgent Courses	174	2,114	8.2%	8.5%	8.0%	9.0%
% of FP17s Relating to Free Repair or Replacements	32	2,114	1.5%	0.7%	0.8%	0.8%
% of FP17s Relating to Continuations	35	2,114	1.7%	0.9%	0.9%	0.9%
% of Patients satisfied with the dentistry they have received	1	1	N/A	92.9%	93.5%	93.3%
% of Patients satisfied with the time they had to wait for an appointment	1	1	N/A	89.3%	89.1%	88.9%

\* This is based on patients treated on this contract for their most recent course of treatment. Figures in italics indicate the base number of FP17s or Patient Questionnaire responses are less than 100. N/A is shown where the base number of responses is less than 10 during the period. % is calculated as Quantity/Base number\*100



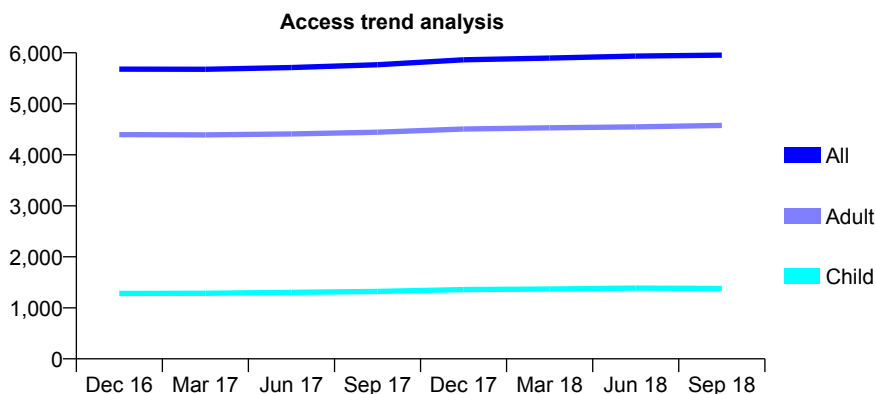
## Q57 - Vital Signs At a Glance Contract Report for 356131/0001 - September 2018

Name or company name	MS J HAFTBARADARAN MOHAMMADI
Contract type name	GDS Contract
Purpose of contract	General
Contract start date	01/04/2006
Contract end date	

18/19 Contracted general activity (UDA)	20,000
Carry forward general activity (UDA)	0
18/19 Contracted orthodontic activity (UOA)	0
Carry forward orthodontic activity (UOA)	0
Baseline contract value	£493,112.79

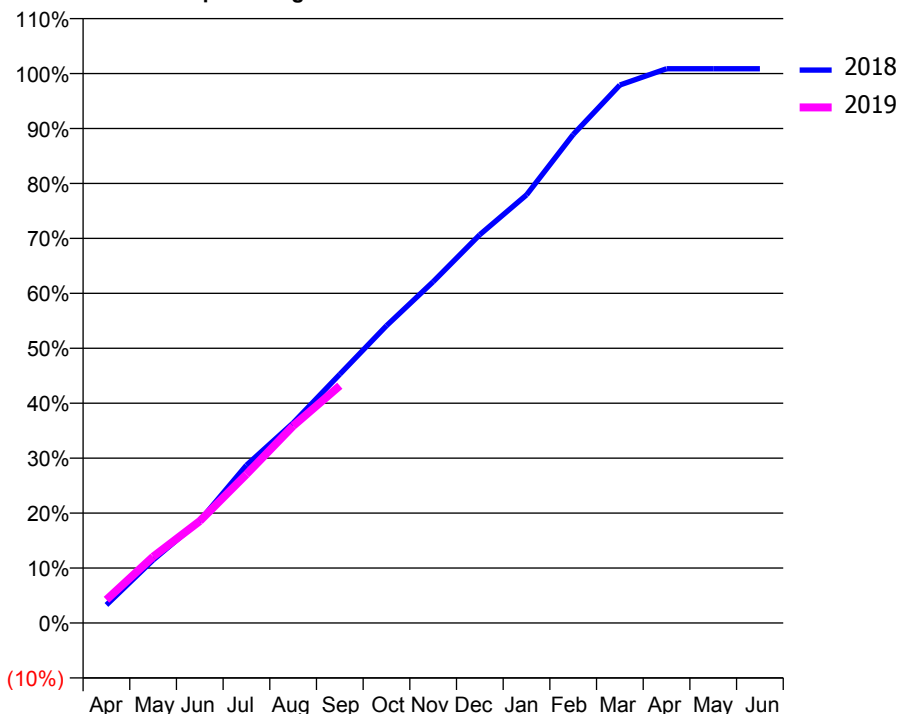
### ACCESS\*

Patients seen in 24 months	Total	Change since previous quarter
Quarter ending September 2017	5,765	
Quarter ending December 2017	5,863	→
Quarter ending March 2018	5,898	→
Quarter ending June 2018	5,936	→
Quarter ending September 2018	5,955	→
<b>Variance since September 2017</b>	<b>3.3%</b>	<b>↑</b>



### ACTIVITY

Cumulative percentage of contracted UDA delivered 2018 & 2019



Month	Adjusted Scheduled Activity (UDA)	
	2018	2019
April	658	848
May	2,293	2,412
June	3,724	3,709
July	5,744	5,414
August	7,283	7,169
September	9,053	8,635
October	10,822	
November	12,420	
December	14,135	
January	15,583	
February	17,781	
March	19,579	
April	20,172	
May	20,172	
June	20,172	

### QUALITY

	Quantity	Base Number	Contract	AT	Region	England
% of FP17s for the same patient ID Re-attending within 3 months - Children	97	1,006	9.6%	10.0%	11.4%	11.6%
% of FP17s for the same patient ID Re-attending within 3 months - Adults	907	3,790	23.9%	14.3%	15.0%	15.5%
% of FP17s for the same patient ID Re-attending between 3 & 9 months - Children	569	1,006	56.6%	56.4%	59.9%	58.8%
% of FP17s for the same patient ID Re-attending between 3 & 9 months - Adults	2,023	3,790	53.4%	50.1%	52.0%	51.1%
% of FP17s for Band 1 Urgent Courses	337	4,520	7.5%	8.5%	8.0%	9.0%
% of FP17s Relating to Free Repair or Replacements	70	4,520	1.5%	0.7%	0.8%	0.8%
% of FP17s Relating to Continuations	75	4,520	1.7%	0.9%	0.9%	0.9%
% of Patients satisfied with the dentistry they have received	7	7	N/A	92.9%	93.5%	93.3%
% of Patients satisfied with the time they had to wait for an appointment	7	7	N/A	89.3%	89.1%	88.9%

\* This is based on patients treated on this contract for their most recent course of treatment. Figures in italics indicate the base number of FP17s or Patient Questionnaire responses are less than 100. N/A is shown where the base number of responses is less than 10 during the period. % is calculated as Quantity/Base number\*100

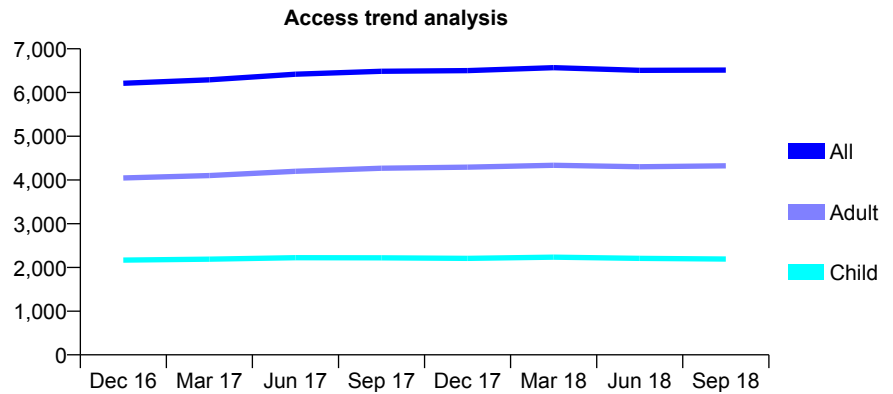
## Q57 - Vital Signs At a Glance Contract Report for 357723/0001 - September 2018

Name or company name	MR AG LADVA
Contract type name	GDS Contract
Purpose of contract	General
Contract start date	01/04/2006
Contract end date	

18/19 Contracted general activity (UDA)	13,311
Carry forward general activity (UDA)	0
18/19 Contracted orthodontic activity (UOA)	0
Carry forward orthodontic activity (UOA)	0
Baseline contract value	£380,643.15

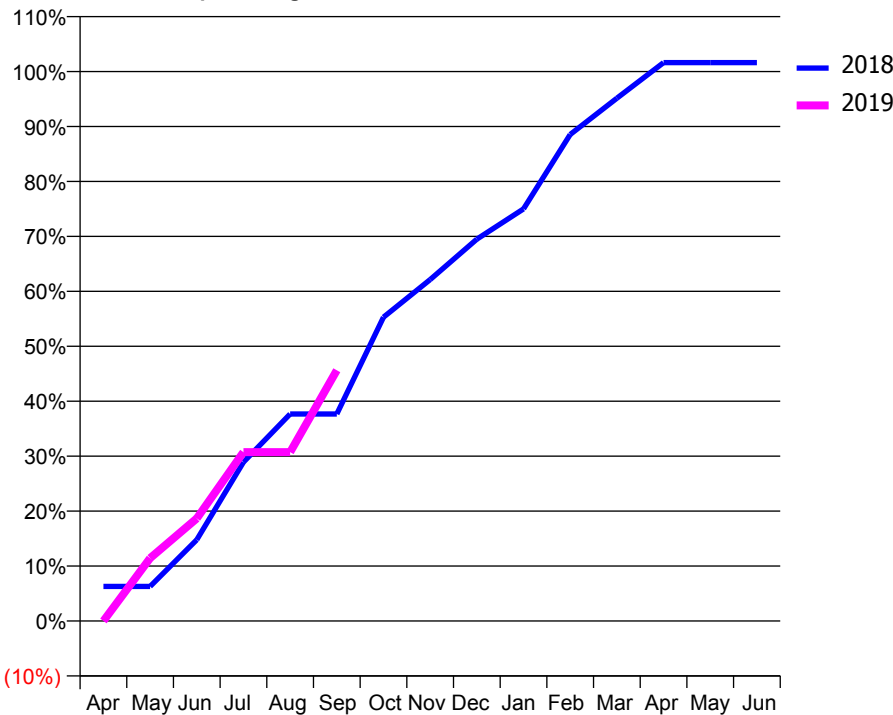
### ACCESS\*

Patients seen in 24 months	Total	Change since previous quarter
Quarter ending September 2017	6,487	
Quarter ending December 2017	6,500	→
Quarter ending March 2018	6,569	→
Quarter ending June 2018	6,507	→
Quarter ending September 2018	6,515	→
<b>Variance since September 2017</b>	<b>0.4%</b>	<b>→</b>



### ACTIVITY

Cumulative percentage of contracted UDA delivered 2018 & 2019



Month	Adjusted Scheduled Activity (UDA)	
	2018	2019
April	839	0
May	839	1,523
June	1,969	2,485
July	3,848	4,092
August	5,015	4,092
September	5,015	6,075
October	7,359	
November	8,271	
December	9,251	
January	9,983	
February	11,787	
March	12,664	
April	13,526	
May	13,526	
June	13,526	

### QUALITY

	Quantity	Base Number	Contract	AT	Region	England
% of FP17s for the same patient ID Re-attending within 3 months - Children	57	1,479	3.9%	10.0%	11.4%	11.6%
% of FP17s for the same patient ID Re-attending within 3 months - Adults	219	2,496	8.8%	14.3%	15.0%	15.5%
% of FP17s for the same patient ID Re-attending between 3 & 9 months - Children	840	1,479	56.8%	56.4%	59.9%	58.8%
% of FP17s for the same patient ID Re-attending between 3 & 9 months - Adults	1,211	2,496	48.5%	50.1%	52.0%	51.1%
% of FP17s for Band 1 Urgent Courses	177	3,521	5.0%	8.5%	8.0%	9.0%
% of FP17s Relating to Free Repair or Replacements	2	3,521	0.1%	0.7%	0.8%	0.8%
% of FP17s Relating to Continuations	48	3,521	1.4%	0.9%	0.9%	0.9%
% of Patients satisfied with the dentistry they have received	4	4	N/A	92.9%	93.5%	93.3%
% of Patients satisfied with the time they had to wait for an appointment	4	4	N/A	89.3%	89.1%	88.9%

\* This is based on patients treated on this contract for their most recent course of treatment. Figures in italics indicate the base number of FP17s or Patient Questionnaire responses are less than 100. N/A is shown where the base number of responses is less than 10 during the period. % is calculated as Quantity/Base number\*100

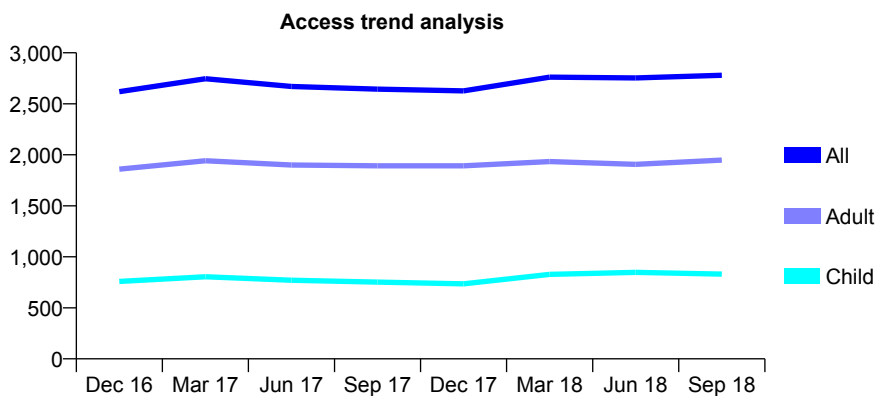
## Q57 - Vital Signs At a Glance Contract Report for 358525/0001 - September 2018

Name or company name	MRS OM AROWOJOLU
Contract type name	GDS Contract
Purpose of contract	General
Contract start date	01/04/2006
Contract end date	

18/19 Contracted general activity (UDA)	6,800
Carry forward general activity (UDA)	0
18/19 Contracted orthodontic activity (UOA)	0
Carry forward orthodontic activity (UOA)	0
Baseline contract value	£193,687.55

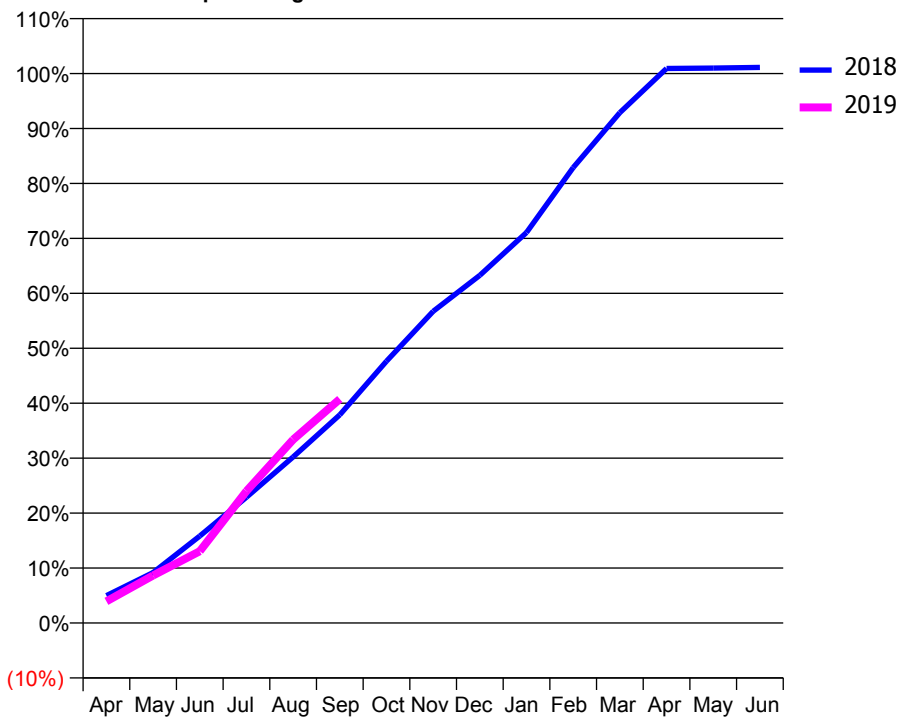
### ACCESS\*

Patients seen in 24 months	Total	Change since previous quarter
Quarter ending September 2017	2,644	
Quarter ending December 2017	2,627	→
Quarter ending March 2018	2,762	↑
Quarter ending June 2018	2,754	→
Quarter ending September 2018	2,780	→
<b>Variance since September 2017</b>	<b>5.1%</b>	<b>↑</b>



### ACTIVITY

Cumulative percentage of contracted UDA delivered 2018 & 2019



Month	Adjusted Scheduled Activity (UDA)	
	2018	2019
April	339	268
May	624	589
June	1,076	889
July	1,558	1,633
August	2,056	2,270
September	2,577	2,771
October	3,240	
November	3,857	
December	4,303	
January	4,832	
February	5,637	
March	6,316	
April	6,863	
May	6,868	
June	6,876	

### QUALITY

	Quantity	Base Number	Contract	AT	Region	England
% of FP17s for the same patient ID Re-attending within 3 months - Children	19	474	4.0%	10.0%	11.4%	11.6%
% of FP17s for the same patient ID Re-attending within 3 months - Adults	120	1,116	10.8%	14.3%	15.0%	15.5%
% of FP17s for the same patient ID Re-attending between 3 & 9 months - Children	229	474	48.3%	56.4%	59.9%	58.8%
% of FP17s for the same patient ID Re-attending between 3 & 9 months - Adults	504	1,116	45.2%	50.1%	52.0%	51.1%
% of FP17s for Band 1 Urgent Courses	44	1,440	3.1%	8.5%	8.0%	9.0%
% of FP17s Relating to Free Repair or Replacements	21	1,440	1.5%	0.7%	0.8%	0.8%
% of FP17s Relating to Continuations	25	1,440	1.7%	0.9%	0.9%	0.9%
% of Patients satisfied with the dentistry they have received	2	2	N/A	92.9%	93.5%	93.3%
% of Patients satisfied with the time they had to wait for an appointment	2	2	N/A	89.3%	89.1%	88.9%

\* This is based on patients treated on this contract for their most recent course of treatment. Figures in italics indicate the base number of FP17s or Patient Questionnaire responses are less than 100. N/A is shown where the base number of responses is less than 10 during the period. % is calculated as Quantity/Base number\*100

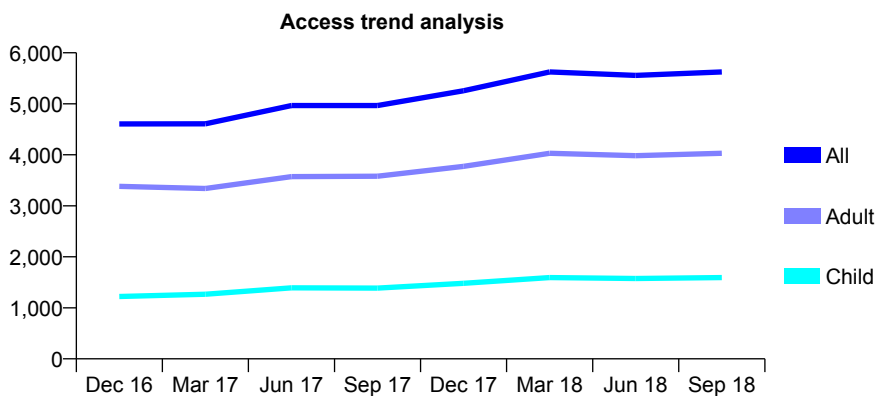
## Q57 - Vital Signs At a Glance Contract Report for 359270/0002 - September 2018

Name or company name	MR AF RAI
Contract type name	GDS Contract
Purpose of contract	General
Contract start date	01/02/2009
Contract end date	

18/19 Contracted general activity (UDA)	12,000
Carry forward general activity (UDA)	0
18/19 Contracted orthodontic activity (UOA)	0
Carry forward orthodontic activity (UOA)	0
Baseline contract value	£291,792.85

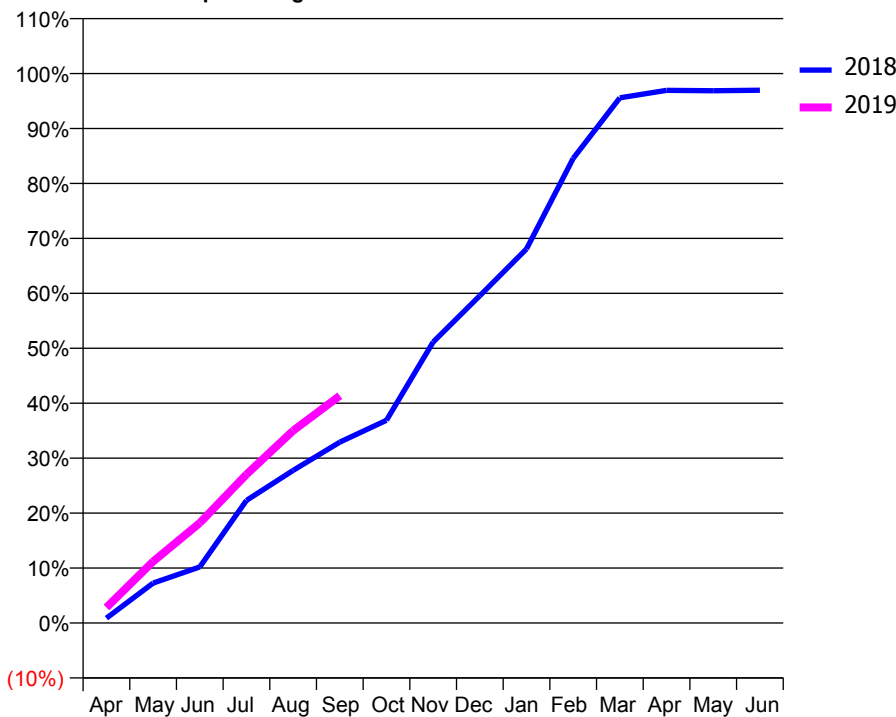
### ACCESS\*

Patients seen in 24 months	Total	Change since previous quarter
Quarter ending September 2017	4,966	
Quarter ending December 2017	5,255	↑
Quarter ending March 2018	5,625	↑
Quarter ending June 2018	5,558	↓
Quarter ending September 2018	5,624	→
<b>Variance since September 2017</b>	<b>13.3%</b>	<b>↑</b>



### ACTIVITY

Cumulative percentage of contracted UDA delivered 2018 & 2019



Month	Adjusted Scheduled Activity (UDA)	
	2018	2019
April	106	339
May	873	1,343
June	1,225	2,186
July	2,676	3,245
August	3,333	4,202
September	3,951	4,963
October	4,428	
November	6,138	
December	7,148	
January	8,170	
February	10,148	
March	11,469	
April	11,633	
May	11,624	
June	11,635	

### QUALITY

	Quantity	Base Number	Contract	AT	Region	England
% of FP17s for the same patient ID Re-attending within 3 months - Children	61	907	6.7%	10.0%	11.4%	11.6%
% of FP17s for the same patient ID Re-attending within 3 months - Adults	271	2,007	13.5%	14.3%	15.0%	15.5%
% of FP17s for the same patient ID Re-attending between 3 & 9 months - Children	455	907	50.2%	56.4%	59.9%	58.8%
% of FP17s for the same patient ID Re-attending between 3 & 9 months - Adults	888	2,007	44.2%	50.1%	52.0%	51.1%
% of FP17s for Band 1 Urgent Courses	256	2,818	9.1%	8.5%	8.0%	9.0%
% of FP17s Relating to Free Repair or Replacements	30	2,818	1.1%	0.7%	0.8%	0.8%
% of FP17s Relating to Continuations	34	2,818	1.2%	0.9%	0.9%	0.9%
% of Patients satisfied with the dentistry they have received	1	1	N/A	92.9%	93.5%	93.3%
% of Patients satisfied with the time they had to wait for an appointment	1	1	N/A	89.3%	89.1%	88.9%

\* This is based on patients treated on this contract for their most recent course of treatment. Figures in italics indicate the base number of FP17s or Patient Questionnaire responses are less than 100. N/A is shown where the base number of responses is less than 10 during the period. % is calculated as Quantity/Base number\*100

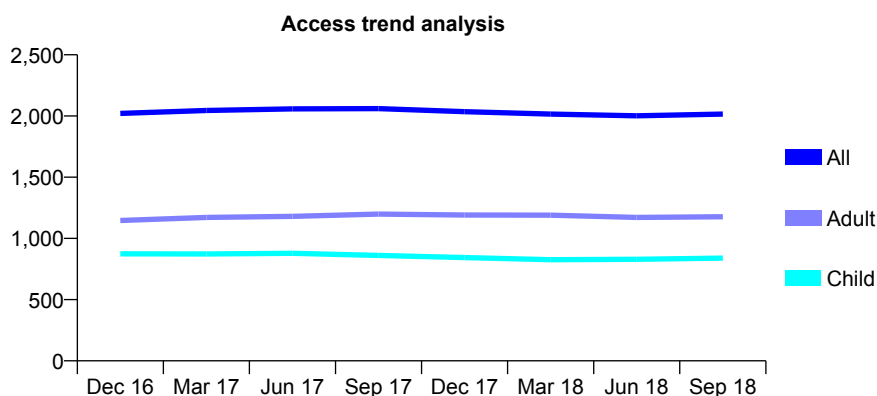
## Q57 - Vital Signs At a Glance Contract Report for 366277/0001 - September 2018

Name or company name	MR SV SHAH
Contract type name	GDS Contract
Purpose of contract	General
Contract start date	01/02/2014
Contract end date	

18/19 Contracted general activity (UDA)	4,000
Carry forward general activity (UDA)	0
18/19 Contracted orthodontic activity (UOA)	0
Carry forward orthodontic activity (UOA)	0
Baseline contract value	£102,140.67

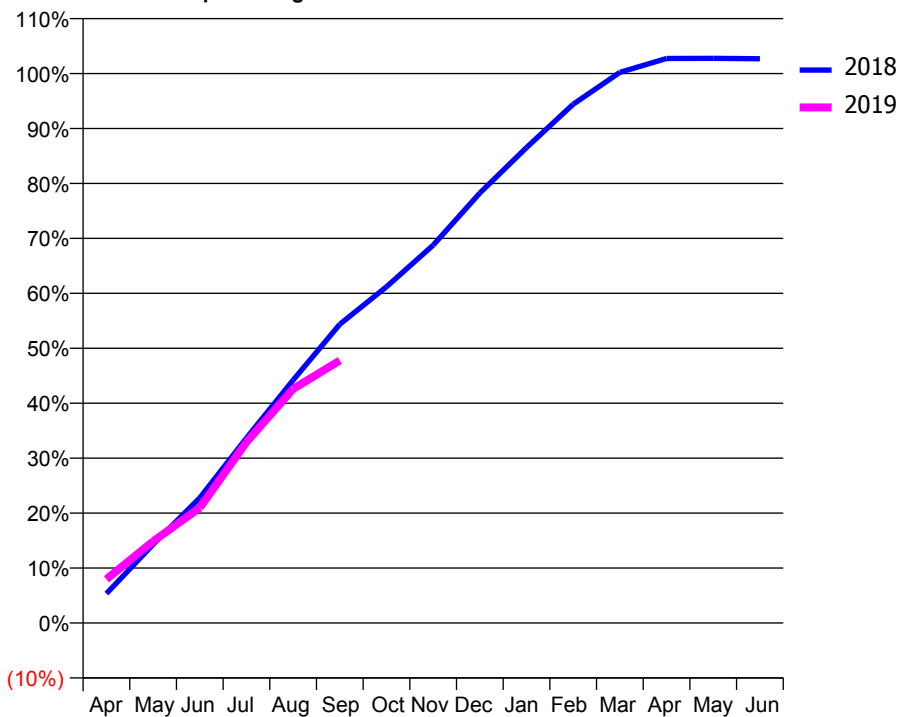
### ACCESS\*

Patients seen in 24 months	Total	Change since previous quarter
Quarter ending September 2017	2,060	
Quarter ending December 2017	2,035	↓
Quarter ending March 2018	2,016	→
Quarter ending June 2018	2,002	→
Quarter ending September 2018	2,016	→
<b>Variance since September 2017</b>	<b>(2.1%)</b>	<b>↓</b>



### ACTIVITY

Cumulative percentage of contracted UDA delivered 2018 & 2019



Month	Adjusted Scheduled Activity (UDA)	
	2018	2019
April	214	319
May	572	595
June	911	840
July	1,347	1,317
August	1,768	1,704
September	2,175	1,910
October	2,448	
November	2,750	
December	3,130	
January	3,461	
February	3,777	
March	4,009	
April	4,110	
May	4,111	
June	4,108	

### QUALITY

	Quantity	Base Number	Contract	AT	Region	England
% of FP17s for the same patient ID Re-attending within 3 months - Children	36	691	5.2%	10.0%	11.4%	11.6%
% of FP17s for the same patient ID Re-attending within 3 months - Adults	49	691	7.1%	14.3%	15.0%	15.5%
% of FP17s for the same patient ID Re-attending between 3 & 9 months - Children	443	691	64.1%	56.4%	59.9%	58.8%
% of FP17s for the same patient ID Re-attending between 3 & 9 months - Adults	367	691	53.1%	50.1%	52.0%	51.1%
% of FP17s for Band 1 Urgent Courses	47	1,311	3.6%	8.5%	8.0%	9.0%
% of FP17s Relating to Free Repair or Replacements	8	1,311	0.6%	0.7%	0.8%	0.8%
% of FP17s Relating to Continuations	0	1,311	0.0%	0.9%	0.9%	0.9%
% of Patients satisfied with the dentistry they have received	0	0	N/A	92.9%	93.5%	93.3%
% of Patients satisfied with the time they had to wait for an appointment	0	0	N/A	89.3%	89.1%	88.9%

\* This is based on patients treated on this contract for their most recent course of treatment. Figures in italics indicate the base number of FP17s or Patient Questionnaire responses are less than 100. N/A is shown where the base number of responses is less than 10 during the period. % is calculated as Quantity/Base number\*100

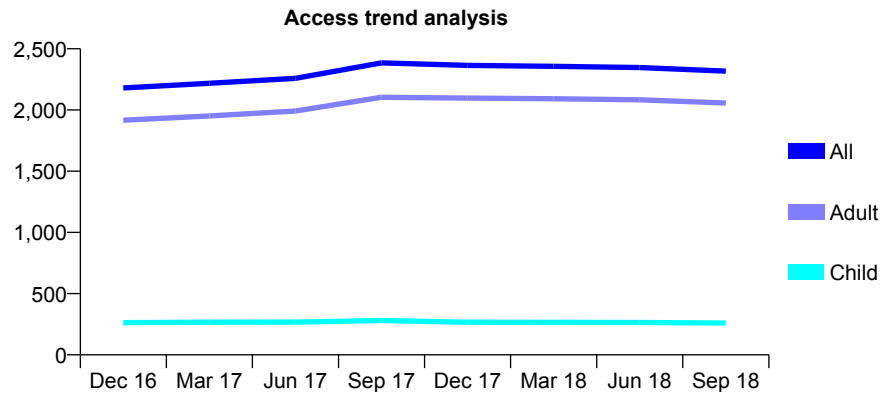
## Q57 - Vital Signs At a Glance Contract Report for 398632/0001 - September 2018

Name or company name	MR R PATEL
Contract type name	GDS Contract
Purpose of contract	General
Contract start date	01/10/2015
Contract end date	

18/19 Contracted general activity (UDA)	8,384
Carry forward general activity (UDA)	0
18/19 Contracted orthodontic activity (UOA)	0
Carry forward orthodontic activity (UOA)	0
Baseline contract value	£189,320.25

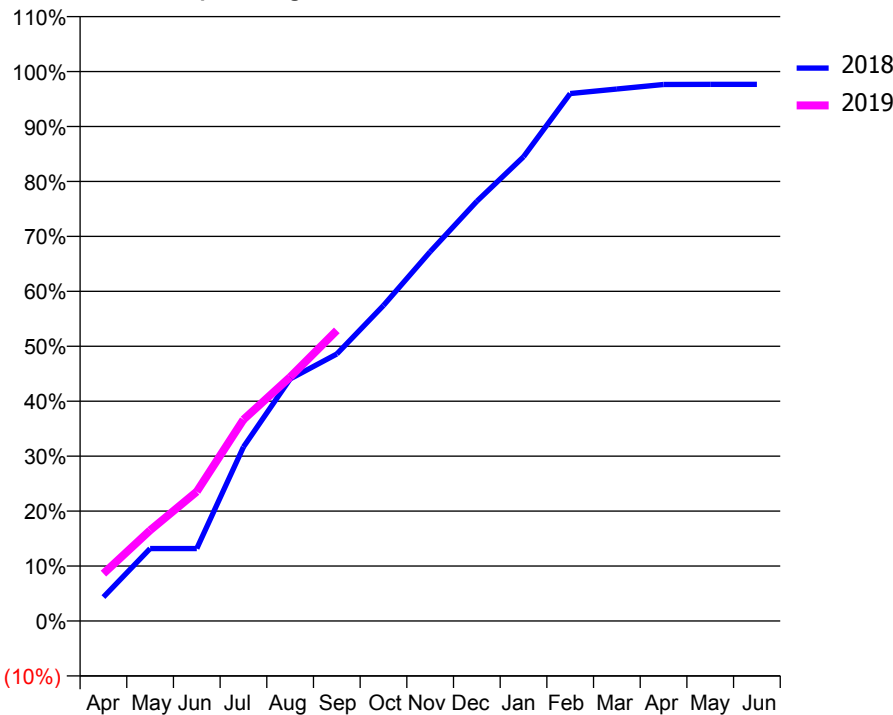
### ACCESS\*

Patients seen in 24 months	Total	Change since previous quarter
Quarter ending September 2017	2,385	
Quarter ending December 2017	2,364	→
Quarter ending March 2018	2,357	→
Quarter ending June 2018	2,347	→
Quarter ending September 2018	2,317	↓
<b>Variance since September 2017</b>	<b>(2.9%)</b>	<b>↓</b>



### ACTIVITY

Cumulative percentage of contracted UDA delivered 2018 & 2019



Month	Adjusted Scheduled Activity (UDA)	
	2018	2019
April	366	722
May	1,107	1,385
June	1,107	1,975
July	2,656	3,073
August	3,694	3,723
September	4,075	4,434
October	4,815	
November	5,635	
December	6,404	
January	7,083	
February	8,048	
March	8,117	
April	8,186	
May	8,187	
June	8,187	

### QUALITY

	Quantity	Base Number	Contract	AT	Region	England
% of FP17s for the same patient ID Re-attending within 3 months - Children	15	272	5.5%	10.0%	11.4%	11.6%
% of FP17s for the same patient ID Re-attending within 3 months - Adults	341	1,947	17.5%	14.3%	15.0%	15.5%
% of FP17s for the same patient ID Re-attending between 3 & 9 months - Children	195	272	71.7%	56.4%	59.9%	58.8%
% of FP17s for the same patient ID Re-attending between 3 & 9 months - Adults	1,257	1,947	64.6%	50.1%	52.0%	51.1%
% of FP17s for Band 1 Urgent Courses	218	2,189	10.0%	8.5%	8.0%	9.0%
% of FP17s Relating to Free Repair or Replacements	32	2,189	1.5%	0.7%	0.8%	0.8%
% of FP17s Relating to Continuations	31	2,189	1.4%	0.9%	0.9%	0.9%
% of Patients satisfied with the dentistry they have received	6	6	N/A	92.9%	93.5%	93.3%
% of Patients satisfied with the time they had to wait for an appointment	6	6	N/A	89.3%	89.1%	88.9%

\* This is based on patients treated on this contract for their most recent course of treatment. Figures in italics indicate the base number of FP17s or Patient Questionnaire responses are less than 100. N/A is shown where the base number of responses is less than 10 during the period. % is calculated as Quantity/Base number\*100

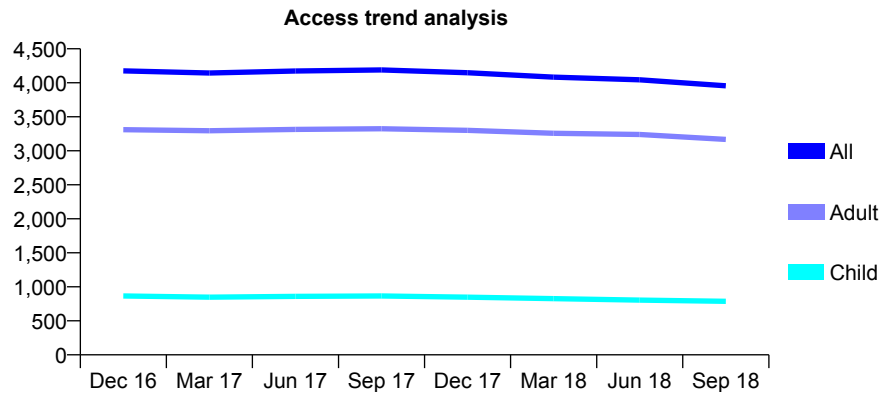
## Q57 - Vital Signs At a Glance Contract Report for 567140/0001 - September 2018

Name or company name	MR SA NAJEFI
Contract type name	GDS Contract
Purpose of contract	General
Contract start date	01/04/2006
Contract end date	

18/19 Contracted general activity (UDA)	10,836
Carry forward general activity (UDA)	0
18/19 Contracted orthodontic activity (UOA)	0
Carry forward orthodontic activity (UOA)	0
Baseline contract value	£266,451.74

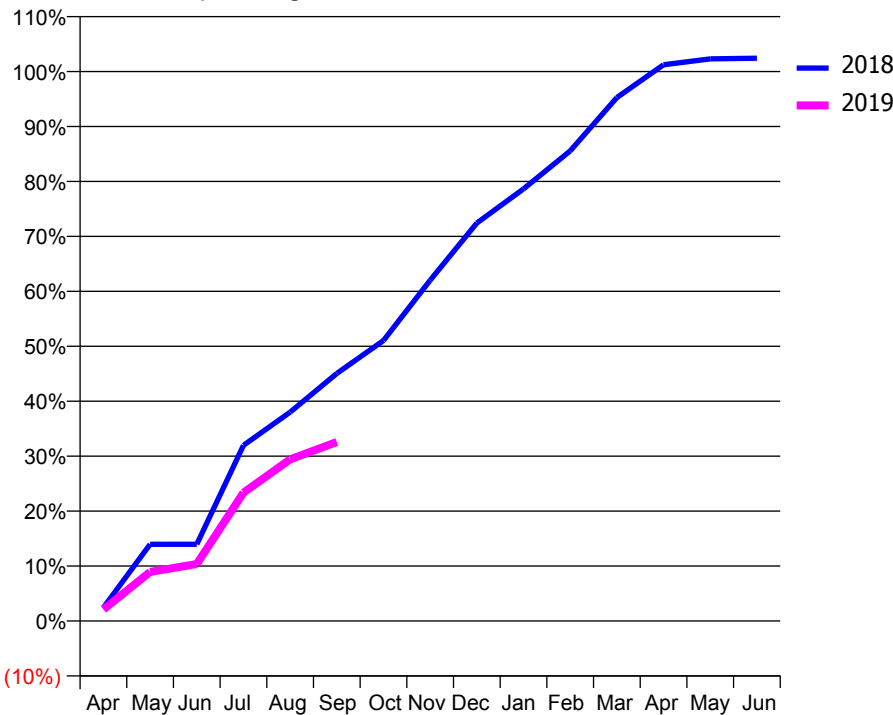
### ACCESS\*

Patients seen in 24 months	Total	Change since previous quarter
Quarter ending September 2017	4,190	
Quarter ending December 2017	4,149	→
Quarter ending March 2018	4,084	↓
Quarter ending June 2018	4,045	→
Quarter ending September 2018	3,955	↓
<b>Variance since September 2017</b>	<b>(5.6%)</b>	<b>↓</b>



### ACTIVITY

Cumulative percentage of contracted UDA delivered 2018 & 2019



Month	Adjusted Scheduled Activity (UDA)	
	2018	2019
April	264	229
May	1,512	969
June	1,512	1,123
July	3,464	2,530
August	4,119	3,188
September	4,881	3,531
October	5,532	
November	6,720	
December	7,849	
January	8,521	
February	9,270	
March	10,323	
April	10,968	
May	11,085	
June	11,097	

### QUALITY

	Quantity	Base Number	Contract	AT	Region	England
% of FP17s for the same patient ID Re-attending within 3 months - Children	45	594	7.6%	10.0%	11.4%	11.6%
% of FP17s for the same patient ID Re-attending within 3 months - Adults	330	2,198	15.0%	14.3%	15.0%	15.5%
% of FP17s for the same patient ID Re-attending between 3 & 9 months - Children	391	594	65.8%	56.4%	59.9%	58.8%
% of FP17s for the same patient ID Re-attending between 3 & 9 months - Adults	1,450	2,198	66.0%	50.1%	52.0%	51.1%
% of FP17s for Band 1 Urgent Courses	207	2,036	10.2%	8.5%	8.0%	9.0%
% of FP17s Relating to Free Repair or Replacements	9	2,036	0.4%	0.7%	0.8%	0.8%
% of FP17s Relating to Continuations	2	2,036	0.1%	0.9%	0.9%	0.9%
% of Patients satisfied with the dentistry they have received	2	2	N/A	92.9%	93.5%	93.3%
% of Patients satisfied with the time they had to wait for an appointment	1	2	N/A	89.3%	89.1%	88.9%

\* This is based on patients treated on this contract for their most recent course of treatment. Figures in italics indicate the base number of FP17s or Patient Questionnaire responses are less than 100. N/A is shown where the base number of responses is less than 10 during the period. % is calculated as Quantity/Base number\*100

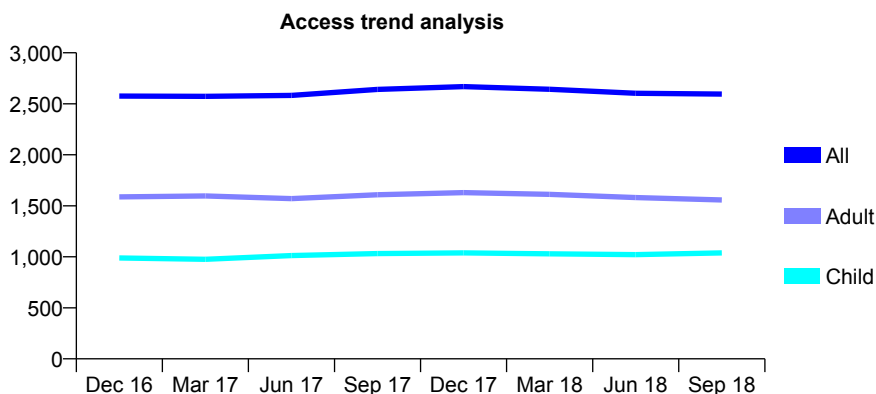
## Q57 - Vital Signs At a Glance Contract Report for 570184/0001 - September 2018

Name or company name	MRS BI HELLYAR
Contract type name	GDS Contract
Purpose of contract	General
Contract start date	01/04/2006
Contract end date	

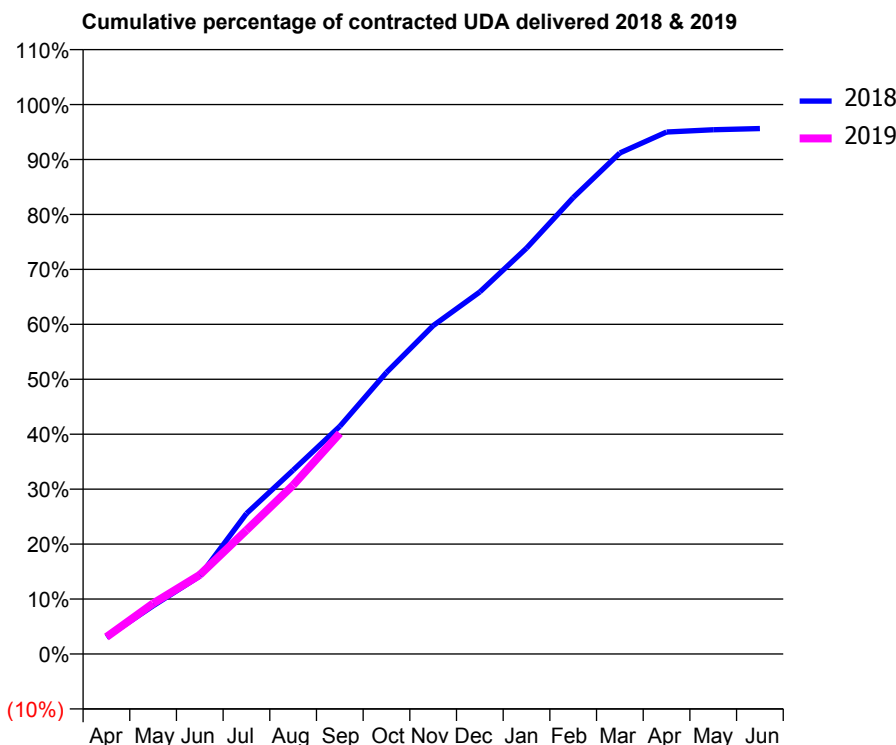
18/19 Contracted general activity (UDA)	7,174
Carry forward general activity (UDA)	0
18/19 Contracted orthodontic activity (UOA)	0
Carry forward orthodontic activity (UOA)	0
Baseline contract value	£184,583.36

### ACCESS\*

Patients seen in 24 months	Total	Change since previous quarter
Quarter ending September 2017	2,641	
Quarter ending December 2017	2,669	→
Quarter ending March 2018	2,642	↓
Quarter ending June 2018	2,603	↓
Quarter ending September 2018	2,595	→
<b>Variance since September 2017</b>	<b>(1.7%)</b>	<b>↓</b>



### ACTIVITY



Month	Adjusted Scheduled Activity (UDA)	
	2018	2019
April	219	222
May	629	660
June	1,017	1,034
July	1,834	1,617
August	2,401	2,205
September	2,972	2,883
October	3,675	
November	4,287	
December	4,728	
January	5,299	
February	5,958	
March	6,542	
April	6,814	
May	6,845	
June	6,860	

### QUALITY

	Quantity	Base Number	Contract	AT	Region	England
% of FP17s for the same patient ID Re-attending within 3 months - Children	41	593	6.9%	10.0%	11.4%	11.6%
% of FP17s for the same patient ID Re-attending within 3 months - Adults	131	904	14.5%	14.3%	15.0%	15.5%
% of FP17s for the same patient ID Re-attending between 3 & 9 months - Children	220	593	37.1%	56.4%	59.9%	58.8%
% of FP17s for the same patient ID Re-attending between 3 & 9 months - Adults	457	904	50.6%	50.1%	52.0%	51.1%
% of FP17s for Band 1 Urgent Courses	193	1,404	13.7%	8.5%	8.0%	9.0%
% of FP17s Relating to Free Repair or Replacements	17	1,404	1.2%	0.7%	0.8%	0.8%
% of FP17s Relating to Continuations	23	1,404	1.6%	0.9%	0.9%	0.9%
% of Patients satisfied with the dentistry they have received	0	0	N/A	92.9%	93.5%	93.3%
% of Patients satisfied with the time they had to wait for an appointment	0	0	N/A	89.3%	89.1%	88.9%

\* This is based on patients treated on this contract for their most recent course of treatment. Figures in italics indicate the base number of FP17s or Patient Questionnaire responses are less than 100. N/A is shown where the base number of responses is less than 10 during the period. % is calculated as Quantity/Base number\*100



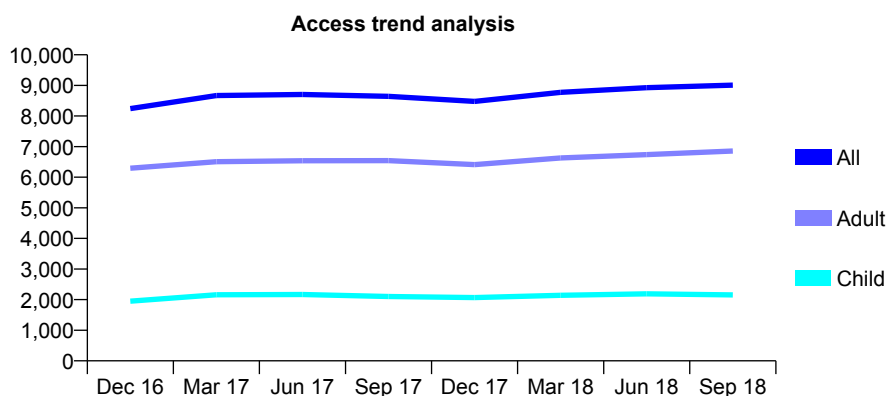
## Q57 - Vital Signs At a Glance Contract Report for 573310/0001 - September 2018

Name or company name	MR R PRASHAR
Contract type name	GDS Contract
Purpose of contract	General
Contract start date	01/04/2006
Contract end date	

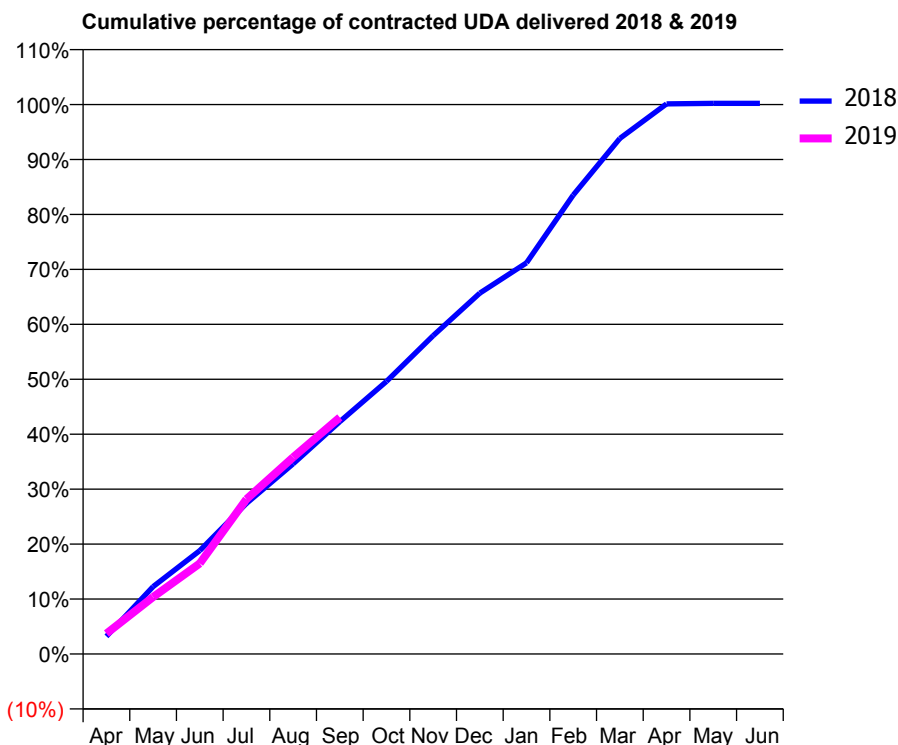
18/19 Contracted general activity (UDA)	22,381
Carry forward general activity (UDA)	0
18/19 Contracted orthodontic activity (UOA)	0
Carry forward orthodontic activity (UOA)	0
Baseline contract value	£596,671.76

### ACCESS\*

Patients seen in 24 months	Total	Change since previous quarter
Quarter ending September 2017	8,644	
Quarter ending December 2017	8,476	↓
Quarter ending March 2018	8,772	↑
Quarter ending June 2018	8,925	→
Quarter ending September 2018	9,009	→
<b>Variance since September 2017</b>	<b>4.2%</b>	<b>↑</b>



### ACTIVITY



Month	Adjusted Scheduled Activity (UDA)	
	2018	2019
April	721	833
May	2,747	2,323
June	4,212	3,689
July	6,134	6,308
August	7,748	8,016
September	9,464	9,638
October	11,102	
November	12,968	
December	14,697	
January	15,931	
February	18,692	
March	21,000	
April	22,408	
May	22,429	
June	22,428	

### QUALITY

	Quantity	Base Number	Contract	AT	Region	England
% of FP17s for the same patient ID Re-attending within 3 months - Children	132	1,444	9.1%	10.0%	11.4%	11.6%
% of FP17s for the same patient ID Re-attending within 3 months - Adults	764	4,174	18.3%	14.3%	15.0%	15.5%
% of FP17s for the same patient ID Re-attending between 3 & 9 months - Children	761	1,444	52.7%	56.4%	59.9%	58.8%
% of FP17s for the same patient ID Re-attending between 3 & 9 months - Adults	1,628	4,174	39.0%	50.1%	52.0%	51.1%
% of FP17s for Band 1 Urgent Courses	1,098	5,147	21.3%	8.5%	8.0%	9.0%
% of FP17s Relating to Free Repair or Replacements	10	5,147	0.2%	0.7%	0.8%	0.8%
% of FP17s Relating to Continuations	13	5,147	0.3%	0.9%	0.9%	0.9%
% of Patients satisfied with the dentistry they have received	4	4	N/A	92.9%	93.5%	93.3%
% of Patients satisfied with the time they had to wait for an appointment	3	4	N/A	89.3%	89.1%	88.9%

\* This is based on patients treated on this contract for their most recent course of treatment. Figures in italics indicate the base number of FP17s or Patient Questionnaire responses are less than 100. N/A is shown where the base number of responses is less than 10 during the period. % is calculated as Quantity/Base number\*100

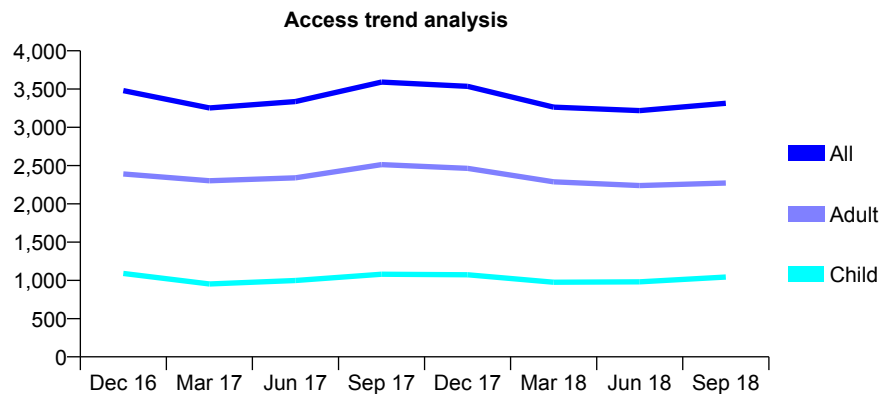
## Q57 - Vital Signs At a Glance Contract Report for 573310/0003 - September 2018

Name or company name	MR R PRASHAR
Contract type name	GDS Contract
Purpose of contract	General
Contract start date	01/07/2009
Contract end date	

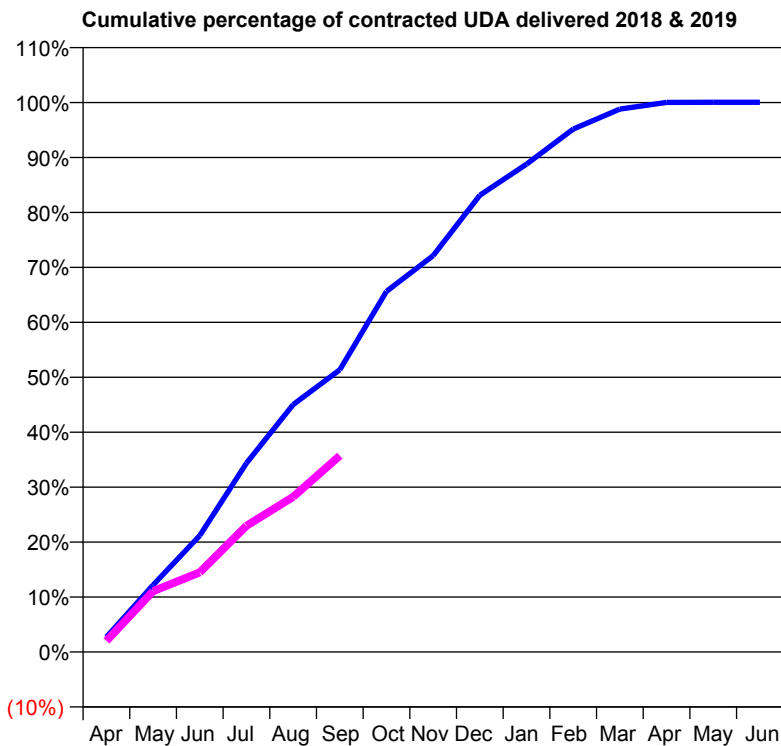
18/19 Contracted general activity (UDA)	7,000
Carry forward general activity (UDA)	0
18/19 Contracted orthodontic activity (UOA)	0
Carry forward orthodontic activity (UOA)	0
Baseline contract value	£183,241.06

### ACCESS\*

Patients seen in 24 months	Total	Change since previous quarter
Quarter ending September 2017	3,591	
Quarter ending December 2017	3,536	↓
Quarter ending March 2018	3,263	↓
Quarter ending June 2018	3,218	↓
Quarter ending September 2018	3,315	↑
<b>Variance since September 2017</b>	<b>(7.7%)</b>	<b>↓</b>



### ACTIVITY



Month	Adjusted Scheduled Activity (UDA)	
	2018	2019
April	191	142
May	853	775
June	1,483	1,015
July	2,407	1,607
August	3,152	1,977
September	3,596	2,501
October	4,594	
November	5,049	
December	5,820	
January	6,215	
February	6,661	
March	6,915	
April	7,001	
May	7,003	
June	7,003	

### QUALITY

	Quantity	Base Number	Contract	AT	Region	England
% of FP17s for the same patient ID Re-attending within 3 months - Children	21	626	3.4%	10.0%	11.4%	11.6%
% of FP17s for the same patient ID Re-attending within 3 months - Adults	94	1,078	8.7%	14.3%	15.0%	15.5%
% of FP17s for the same patient ID Re-attending between 3 & 9 months - Children	219	626	35.0%	56.4%	59.9%	58.8%
% of FP17s for the same patient ID Re-attending between 3 & 9 months - Adults	361	1,078	33.5%	50.1%	52.0%	51.1%
% of FP17s for Band 1 Urgent Courses	204	1,663	12.3%	8.5%	8.0%	9.0%
% of FP17s Relating to Free Repair or Replacements	1	1,663	0.1%	0.7%	0.8%	0.8%
% of FP17s Relating to Continuations	0	1,663	0.0%	0.9%	0.9%	0.9%
% of Patients satisfied with the dentistry they have received	1	1	N/A	92.9%	93.5%	93.3%
% of Patients satisfied with the time they had to wait for an appointment	1	1	N/A	89.3%	89.1%	88.9%

\* This is based on patients treated on this contract for their most recent course of treatment. Figures in italics indicate the base number of FP17s or Patient Questionnaire responses are less than 100. N/A is shown where the base number of responses is less than 10 during the period. % is calculated as Quantity/Base number\*100

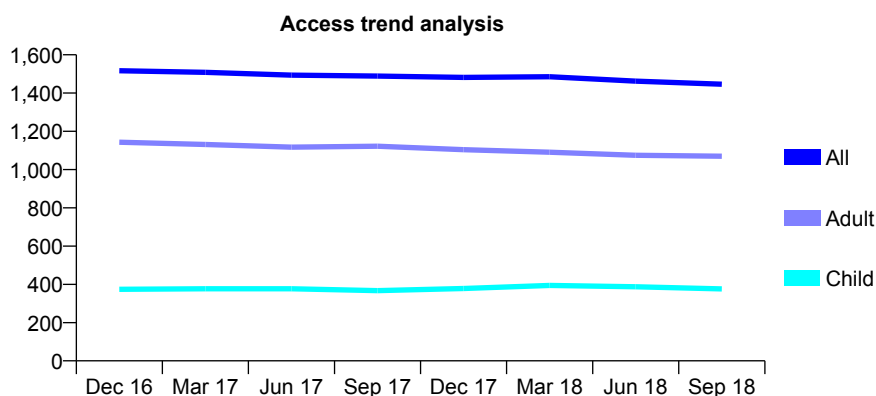
## Q57 - Vital Signs At a Glance Contract Report for 574732/0002 - September 2018

Name or company name	MR B LILADHAR
Contract type name	GDS Contract
Purpose of contract	General
Contract start date	01/04/2006
Contract end date	

18/19 Contracted general activity (UDA)	4,500
Carry forward general activity (UDA)	0
18/19 Contracted orthodontic activity (UOA)	0
Carry forward orthodontic activity (UOA)	0
Baseline contract value	£125,635.45

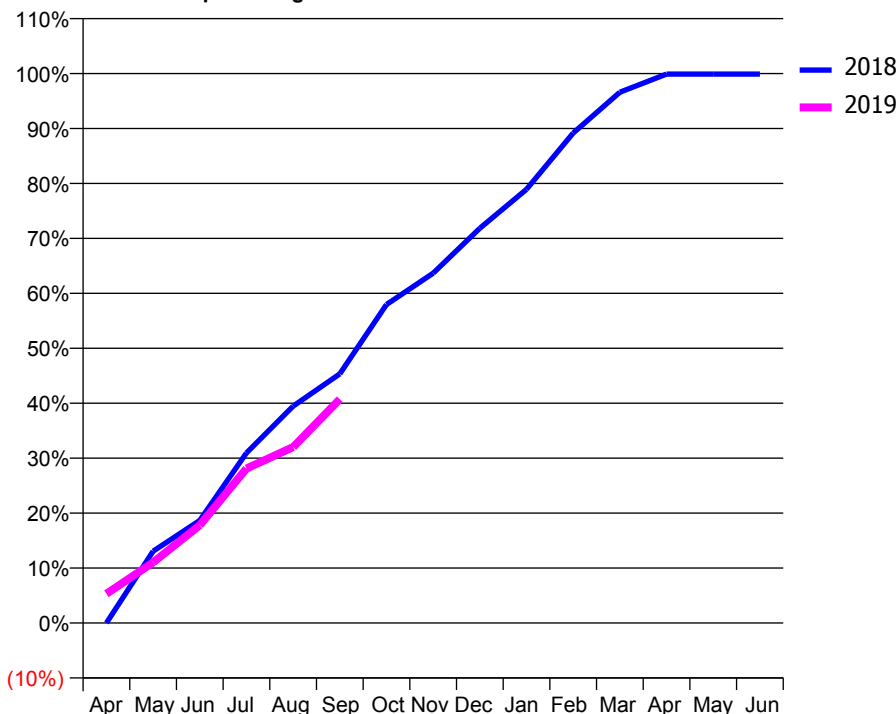
### ACCESS\*

Patients seen in 24 months	Total	Change since previous quarter
Quarter ending September 2017	1,489	
Quarter ending December 2017	1,482	→
Quarter ending March 2018	1,485	→
Quarter ending June 2018	1,462	↓
Quarter ending September 2018	1,446	↓
<b>Variance since September 2017</b>	<b>(2.9%)</b>	<b>↓</b>



### ACTIVITY

Cumulative percentage of contracted UDA delivered 2018 & 2019



Month	Adjusted Scheduled Activity (UDA)	
	2018	2019
April	-1	240
May	588	497
June	840	801
July	1,393	1,265
August	1,776	1,441
September	2,041	1,833
October	2,608	
November	2,865	
December	3,233	
January	3,552	
February	4,013	
March	4,346	
April	4,495	
May	4,495	
June	4,495	

### QUALITY

	Quantity	Base Number	Contract	AT	Region	England
% of FP17s for the same patient ID Re-attending within 3 months - Children	41	323	12.7%	10.0%	11.4%	11.6%
% of FP17s for the same patient ID Re-attending within 3 months - Adults	76	705	10.8%	14.3%	15.0%	15.5%
% of FP17s for the same patient ID Re-attending between 3 & 9 months - Children	209	323	64.7%	56.4%	59.9%	58.8%
% of FP17s for the same patient ID Re-attending between 3 & 9 months - Adults	435	705	61.7%	50.1%	52.0%	51.1%
% of FP17s for Band 1 Urgent Courses	38	972	3.9%	8.5%	8.0%	9.0%
% of FP17s Relating to Free Repair or Replacements	6	972	0.6%	0.7%	0.8%	0.8%
% of FP17s Relating to Continuations	4	972	0.4%	0.9%	0.9%	0.9%
% of Patients satisfied with the dentistry they have received	3	3	N/A	92.9%	93.5%	93.3%
% of Patients satisfied with the time they had to wait for an appointment	3	3	N/A	89.3%	89.1%	88.9%

\* This is based on patients treated on this contract for their most recent course of treatment. Figures in italics indicate the base number of FP17s or Patient Questionnaire responses are less than 100. N/A is shown where the base number of responses is less than 10 during the period. % is calculated as Quantity/Base number\*100

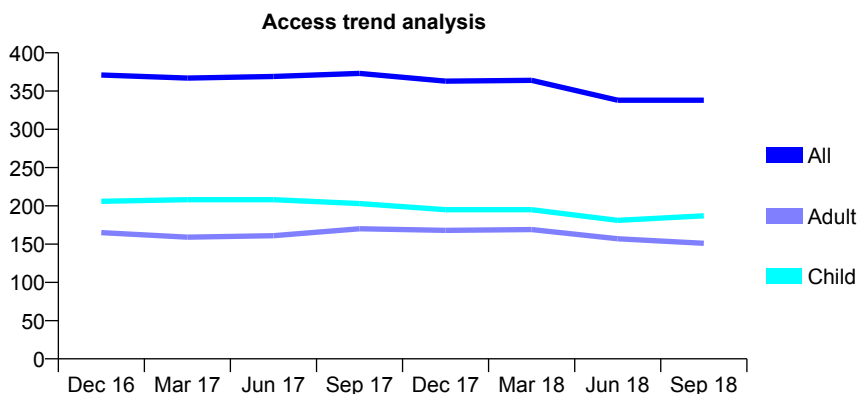
## Q57 - Vital Signs At a Glance Contract Report for 575305/0001 - September 2018

Name or company name	MR AA JALEEL
Contract type name	GDS Contract
Purpose of contract	General
Contract start date	01/04/2006
Contract end date	

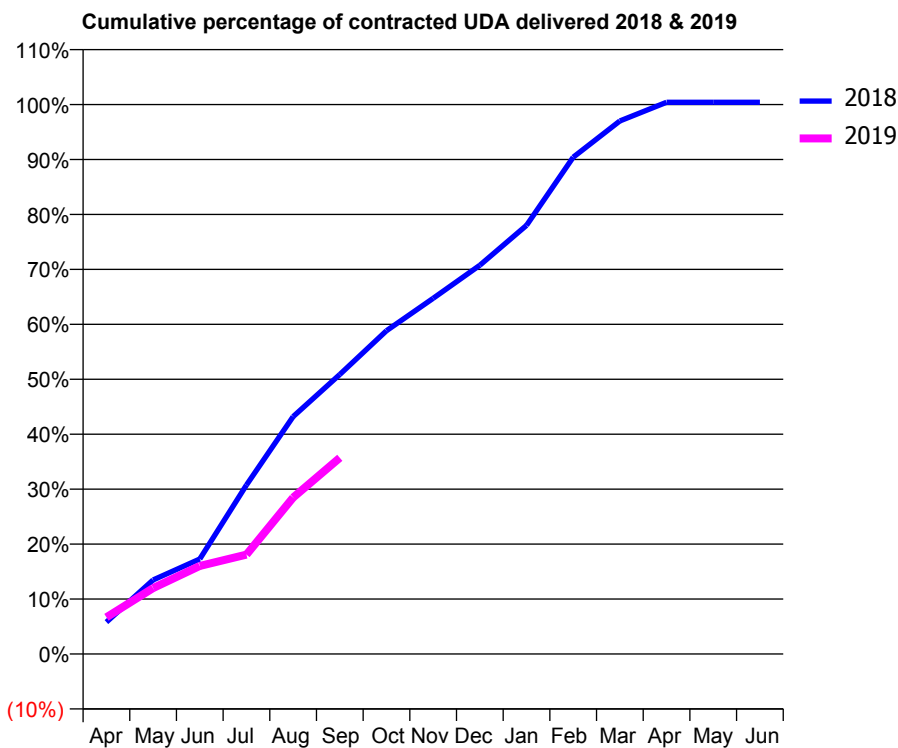
18/19 Contracted general activity (UDA)	500
Carry forward general activity (UDA)	0
18/19 Contracted orthodontic activity (UOA)	0
Carry forward orthodontic activity (UOA)	0
Baseline contract value	£16,585.74

### ACCESS\*

Patients seen in 24 months	Total	Change since previous quarter
Quarter ending September 2017	373	
Quarter ending December 2017	363	↓
Quarter ending March 2018	364	→
Quarter ending June 2018	338	↓
Quarter ending September 2018	338	→
<b>Variance since September 2017</b>	<b>(9.4%)</b>	<b>↓</b>



### ACTIVITY



Adjusted Scheduled Activity (UDA)		
Month	2018	2019
April	29	33
May	67	60
June	86	80
July	154	90
August	216	142
September	254	179
October	294	
November	324	
December	354	
January	390	
February	452	
March	485	
April	502	
May	502	
June	502	

### QUALITY

	Quantity	Base Number	Contract	AT	Region	England
% of FP17s for the same patient ID Re-attending within 3 months - Children	2	99	2.0%	10.0%	11.4%	11.6%
% of FP17s for the same patient ID Re-attending within 3 months - Adults	2	60	3.3%	14.3%	15.0%	15.5%
% of FP17s for the same patient ID Re-attending between 3 & 9 months - Children	28	99	28.3%	56.4%	59.9%	58.8%
% of FP17s for the same patient ID Re-attending between 3 & 9 months - Adults	24	60	40.0%	50.1%	52.0%	51.1%
% of FP17s for Band 1 Urgent Courses	8	147	5.4%	8.5%	8.0%	9.0%
% of FP17s Relating to Free Repair or Replacements	0	147	0.0%	0.7%	0.8%	0.8%
% of FP17s Relating to Continuations	0	147	0.0%	0.9%	0.9%	0.9%
% of Patients satisfied with the dentistry they have received	0	0	N/A	92.9%	93.5%	93.3%
% of Patients satisfied with the time they had to wait for an appointment	0	0	N/A	89.3%	89.1%	88.9%

\* This is based on patients treated on this contract for their most recent course of treatment. Figures in italics indicate the base number of FP17s or Patient Questionnaire responses are less than 100. N/A is shown where the base number of responses is less than 10 during the period. % is calculated as Quantity/Base number\*100

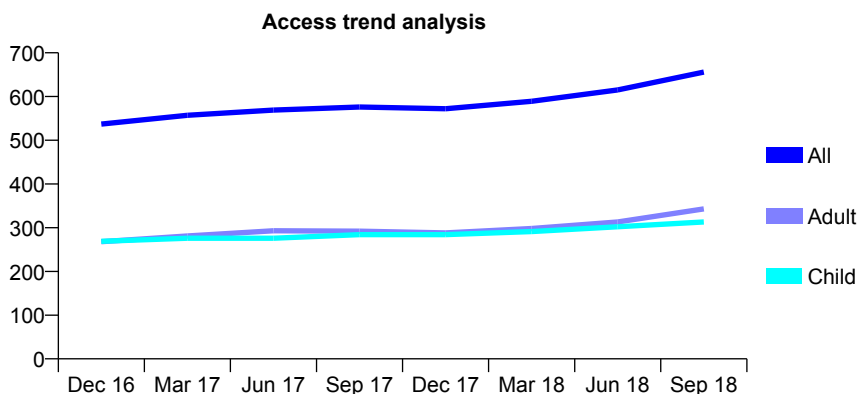
## Q57 - Vital Signs At a Glance Contract Report for 577987/0002 - September 2018

Name or company name	MR K SHETH
Contract type name	GDS Contract
Purpose of contract	General
Contract start date	01/05/2007
Contract end date	

18/19 Contracted general activity (UDA)	1,700
Carry forward general activity (UDA)	0
18/19 Contracted orthodontic activity (UOA)	0
Carry forward orthodontic activity (UOA)	0
Baseline contract value	£48,785.34

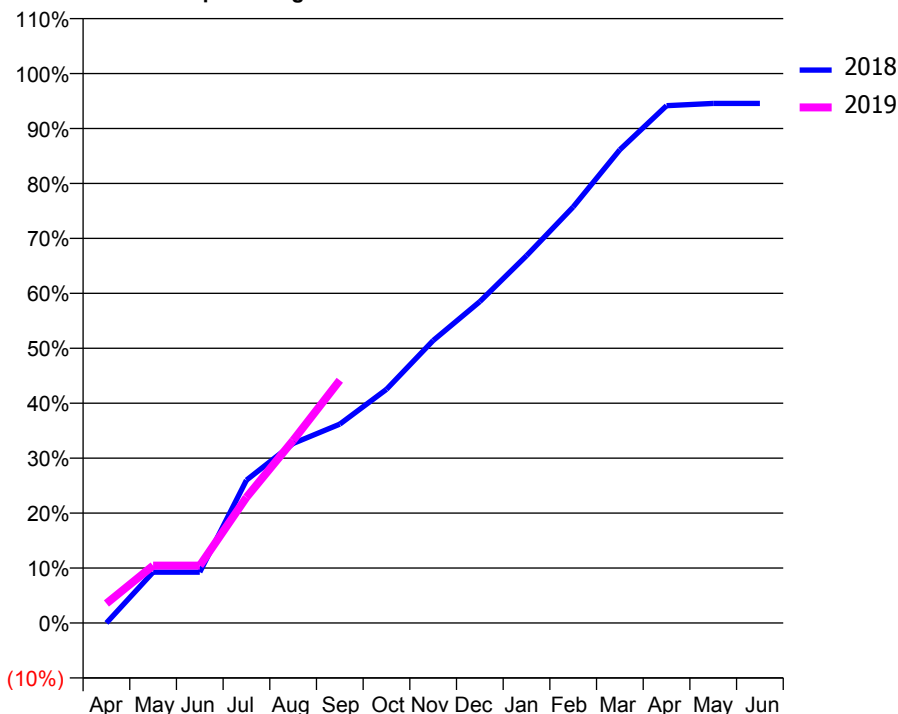
### ACCESS\*

Patients seen in 24 months	Total	Change since previous quarter
Quarter ending September 2017	576	
Quarter ending December 2017	572	→
Quarter ending March 2018	589	↑
Quarter ending June 2018	615	↑
Quarter ending September 2018	656	↑
<b>Variance since September 2017</b>	<b>13.9%</b>	<b>↑</b>



### ACTIVITY

Cumulative percentage of contracted UDA delivered 2018 & 2019



Adjusted Scheduled Activity (UDA)

Month	2018	2019
April	0	61
May	157	178
June	157	178
July	442	389
August	555	565
September	615	751
October	723	
November	874	
December	994	
January	1,136	
February	1,287	
March	1,464	
April	1,600	
May	1,607	
June	1,607	

### QUALITY

	Quantity	Base Number	Contract	AT	Region	England
% of FP17s for the same patient ID Re-attending within 3 months - Children	27	263	10.3%	10.0%	11.4%	11.6%
% of FP17s for the same patient ID Re-attending within 3 months - Adults	38	209	18.2%	14.3%	15.0%	15.5%
% of FP17s for the same patient ID Re-attending between 3 & 9 months - Children	135	263	51.3%	56.4%	59.9%	58.8%
% of FP17s for the same patient ID Re-attending between 3 & 9 months - Adults	66	209	31.6%	50.1%	52.0%	51.1%
% of FP17s for Band 1 Urgent Courses	30	406	7.4%	8.5%	8.0%	9.0%
% of FP17s Relating to Free Repair or Replacements	5	406	1.2%	0.7%	0.8%	0.8%
% of FP17s Relating to Continuations	15	406	3.7%	0.9%	0.9%	0.9%
% of Patients satisfied with the dentistry they have received	0	0	N/A	92.9%	93.5%	93.3%
% of Patients satisfied with the time they had to wait for an appointment	0	0	N/A	89.3%	89.1%	88.9%

\* This is based on patients treated on this contract for their most recent course of treatment. Figures in italics indicate the base number of FP17s or Patient Questionnaire responses are less than 100. N/A is shown where the base number of responses is less than 10 during the period. % is calculated as Quantity/Base number\*100

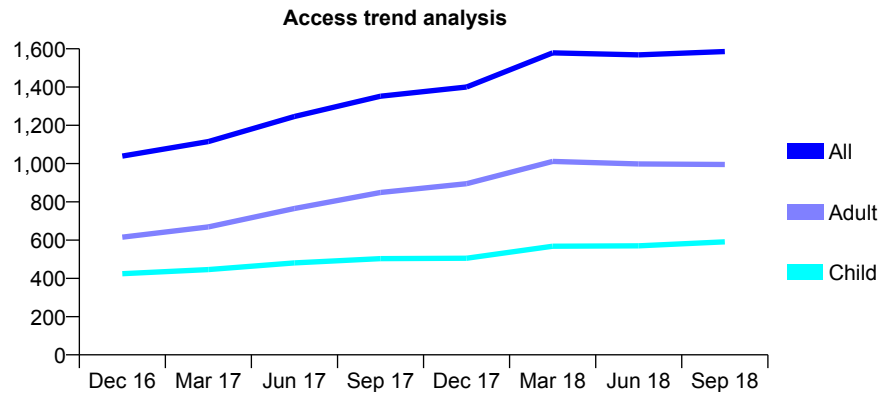
## Q57 - Vital Signs At a Glance Contract Report for 616001/0001 - September 2018

Name or company name	MRS P SHARMA
Contract type name	GDS Contract
Purpose of contract	General
Contract start date	01/11/2014
Contract end date	

18/19 Contracted general activity (UDA)	2,738
Carry forward general activity (UDA)	0
18/19 Contracted orthodontic activity (UOA)	0
Carry forward orthodontic activity (UOA)	0
Baseline contract value	£66,709.81

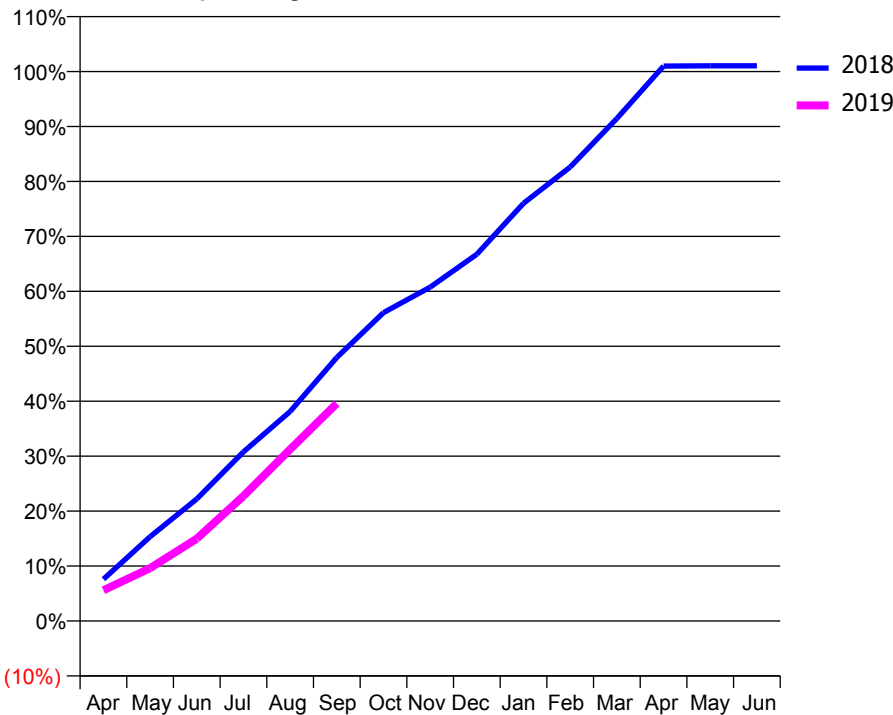
### ACCESS\*

Patients seen in 24 months	Total	Change since previous quarter
Quarter ending September 2017	1,352	
Quarter ending December 2017	1,400	↑
Quarter ending March 2018	1,579	↑
Quarter ending June 2018	1,568	→
Quarter ending September 2018	1,586	→
<b>Variance since September 2017</b>	<b>17.3%</b>	<b>↑</b>



### ACTIVITY

Cumulative percentage of contracted UDA delivered 2018 & 2019



Adjusted Scheduled Activity (UDA)		
Month	2018	2019
April	208	153
May	420	264
June	608	410
July	843	623
August	1,044	855
September	1,313	1,084
October	1,537	
November	1,663	
December	1,827	
January	2,081	
February	2,262	
March	2,504	
April	2,765	
May	2,766	
June	2,766	

### QUALITY

	Quantity	Base Number	Contract	AT	Region	England
% of FP17s for the same patient ID Re-attending within 3 months - Children	44	498	8.8%	10.0%	11.4%	11.6%
% of FP17s for the same patient ID Re-attending within 3 months - Adults	87	616	14.1%	14.3%	15.0%	15.5%
% of FP17s for the same patient ID Re-attending between 3 & 9 months - Children	300	498	60.2%	56.4%	59.9%	58.8%
% of FP17s for the same patient ID Re-attending between 3 & 9 months - Adults	320	616	51.9%	50.1%	52.0%	51.1%
% of FP17s for Band 1 Urgent Courses	54	597	9.0%	8.5%	8.0%	9.0%
% of FP17s Relating to Free Repair or Replacements	1	597	0.2%	0.7%	0.8%	0.8%
% of FP17s Relating to Continuations	1	597	0.2%	0.9%	0.9%	0.9%
% of Patients satisfied with the dentistry they have received	0	0	N/A	92.9%	93.5%	93.3%
% of Patients satisfied with the time they had to wait for an appointment	0	0	N/A	89.3%	89.1%	88.9%

\* This is based on patients treated on this contract for their most recent course of treatment. Figures in italics indicate the base number of FP17s or Patient Questionnaire responses are less than 100. N/A is shown where the base number of responses is less than 10 during the period. % is calculated as Quantity/Base number\*100

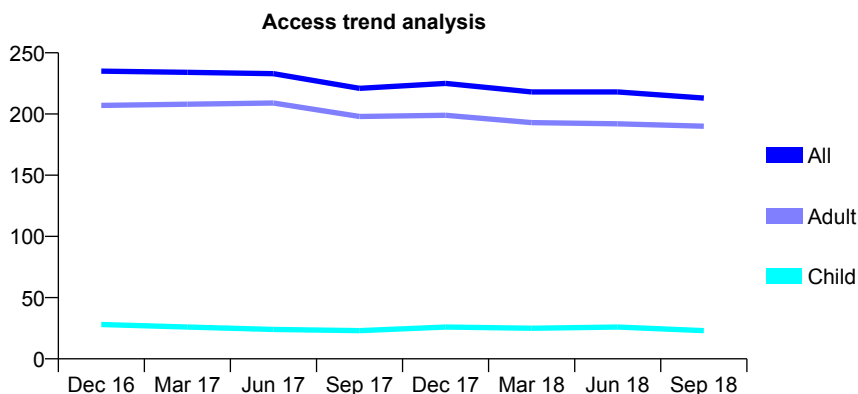
## Q57 - Vital Signs At a Glance Contract Report for 618683/0001 - September 2018

Name or company name	Papineni Dental Practice
Contract type name	GDS Contract
Purpose of contract	General
Contract start date	01/04/2006
Contract end date	

18/19 Contracted general activity (UDA)	600
Carry forward general activity (UDA)	0
18/19 Contracted orthodontic activity (UOA)	0
Carry forward orthodontic activity (UOA)	0
Baseline contract value	£12,933.71

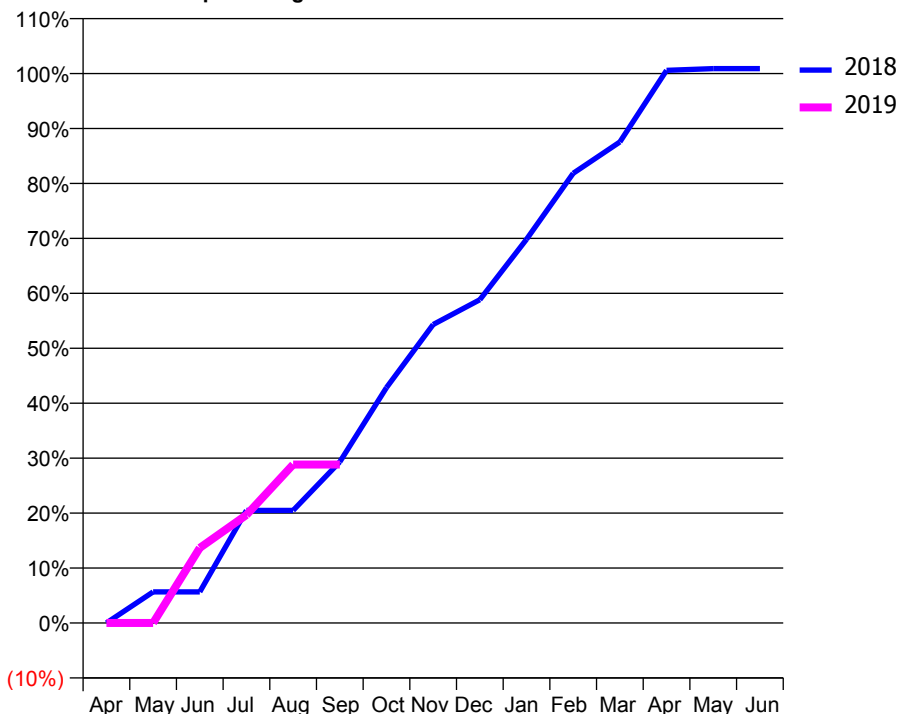
### ACCESS\*

Patients seen in 24 months	Total	Change since previous quarter
Quarter ending September 2017	221	
Quarter ending December 2017	225	→
Quarter ending March 2018	218	↓
Quarter ending June 2018	218	→
Quarter ending September 2018	213	↓
<b>Variance since September 2017</b>	<b>(3.6%)</b>	<b>↓</b>



### ACTIVITY

Cumulative percentage of contracted UDA delivered 2018 & 2019



Month	Adjusted Scheduled Activity (UDA)	
	2018	2019
April	0	0
May	34	0
June	34	82
July	123	118
August	123	173
September	176	173
October	257	
November	326	
December	353	
January	419	
February	491	
March	525	
April	603	
May	605	
June	605	

### QUALITY

	Quantity	Base Number	Contract	AT	Region	England
% of FP17s for the same patient ID Re-attending within 3 months - Children	0	16	0.0%	10.0%	11.4%	11.6%
% of FP17s for the same patient ID Re-attending within 3 months - Adults	3	127	2.4%	14.3%	15.0%	15.5%
% of FP17s for the same patient ID Re-attending between 3 & 9 months - Children	10	16	62.5%	56.4%	59.9%	58.8%
% of FP17s for the same patient ID Re-attending between 3 & 9 months - Adults	99	127	78.0%	50.1%	52.0%	51.1%
% of FP17s for Band 1 Urgent Courses	0	101	0.0%	8.5%	8.0%	9.0%
% of FP17s Relating to Free Repair or Replacements	0	101	0.0%	0.7%	0.8%	0.8%
% of FP17s Relating to Continuations	0	101	0.0%	0.9%	0.9%	0.9%
% of Patients satisfied with the dentistry they have received	0	0	N/A	92.9%	93.5%	93.3%
% of Patients satisfied with the time they had to wait for an appointment	0	0	N/A	89.3%	89.1%	88.9%

\* This is based on patients treated on this contract for their most recent course of treatment. Figures in italics indicate the base number of FP17s or Patient Questionnaire responses are less than 100. N/A is shown where the base number of responses is less than 10 during the period. % is calculated as Quantity/Base number\*100

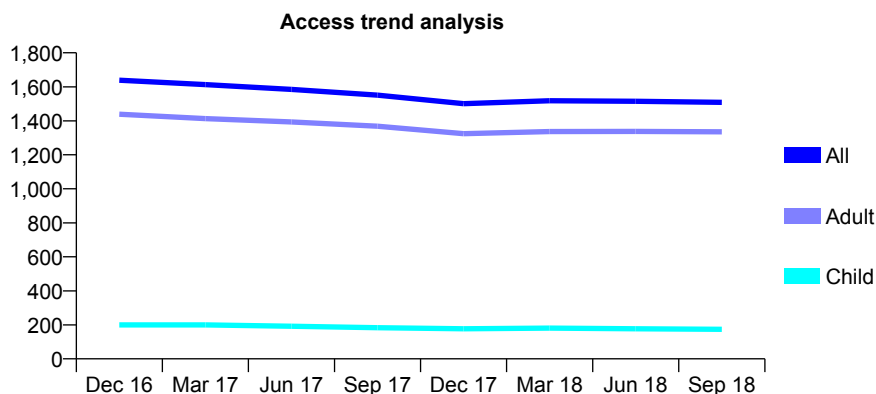
## Q57 - Vital Signs At a Glance Contract Report for 618683/0002 - September 2018

Name or company name	Papineni Dental Practice
Contract type name	GDS Contract
Purpose of contract	General
Contract start date	01/04/2006
Contract end date	

18/19 Contracted general activity (UDA)	4,500
Carry forward general activity (UDA)	0
18/19 Contracted orthodontic activity (UOA)	0
Carry forward orthodontic activity (UOA)	0
Baseline contract value	£90,224.47

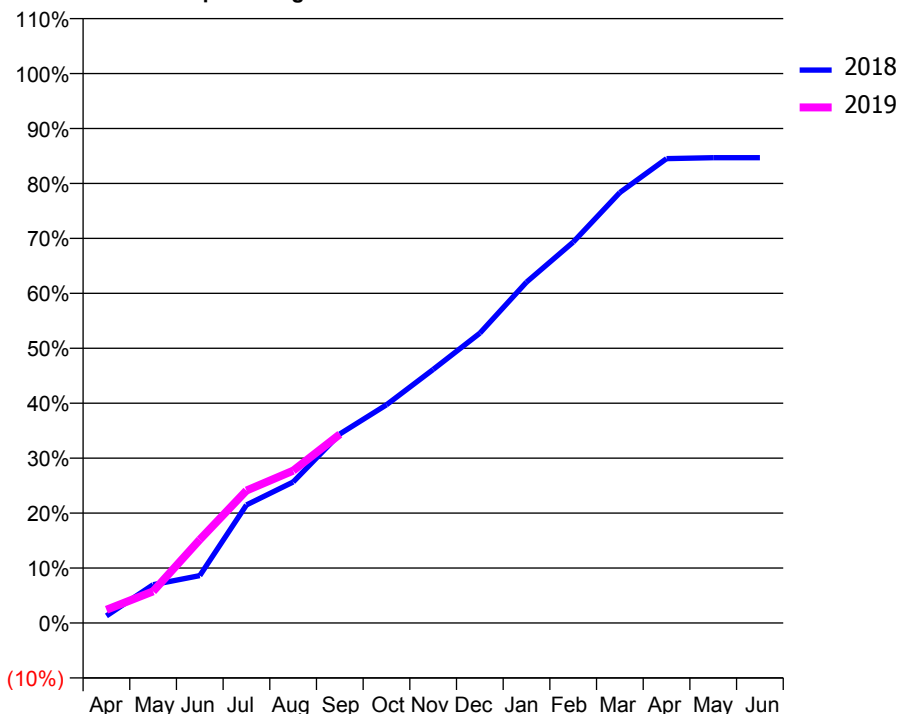
### ACCESS\*

Patients seen in 24 months	Total	Change since previous quarter
Quarter ending September 2017	1,551	
Quarter ending December 2017	1,501	↓
Quarter ending March 2018	1,518	→
Quarter ending June 2018	1,515	→
Quarter ending September 2018	1,509	→
<b>Variance since September 2017</b>	<b>(2.7%)</b>	<b>↓</b>



### ACTIVITY

Cumulative percentage of contracted UDA delivered 2018 & 2019



Month	Adjusted Scheduled Activity (UDA)	
	2018	2019
April	58	109
May	314	259
June	388	683
July	967	1,085
August	1,155	1,248
September	1,548	1,546
October	1,787	
November	2,077	
December	2,374	
January	2,792	
February	3,119	
March	3,526	
April	3,803	
May	3,811	
June	3,811	

### QUALITY

	Quantity	Base Number	Contract	AT	Region	England
% of FP17s for the same patient ID Re-attending within 3 months - Children	0	132	0.0%	10.0%	11.4%	11.6%
% of FP17s for the same patient ID Re-attending within 3 months - Adults	40	971	4.1%	14.3%	15.0%	15.5%
% of FP17s for the same patient ID Re-attending between 3 & 9 months - Children	102	132	77.3%	56.4%	59.9%	58.8%
% of FP17s for the same patient ID Re-attending between 3 & 9 months - Adults	780	971	80.3%	50.1%	52.0%	51.1%
% of FP17s for Band 1 Urgent Courses	0	978	0.0%	8.5%	8.0%	9.0%
% of FP17s Relating to Free Repair or Replacements	0	978	0.0%	0.7%	0.8%	0.8%
% of FP17s Relating to Continuations	0	978	0.0%	0.9%	0.9%	0.9%
% of Patients satisfied with the dentistry they have received	2	2	N/A	92.9%	93.5%	93.3%
% of Patients satisfied with the time they had to wait for an appointment	2	2	N/A	89.3%	89.1%	88.9%

\* This is based on patients treated on this contract for their most recent course of treatment. Figures in italics indicate the base number of FP17s or Patient Questionnaire responses are less than 100. N/A is shown where the base number of responses is less than 10 during the period. % is calculated as Quantity/Base number\*100



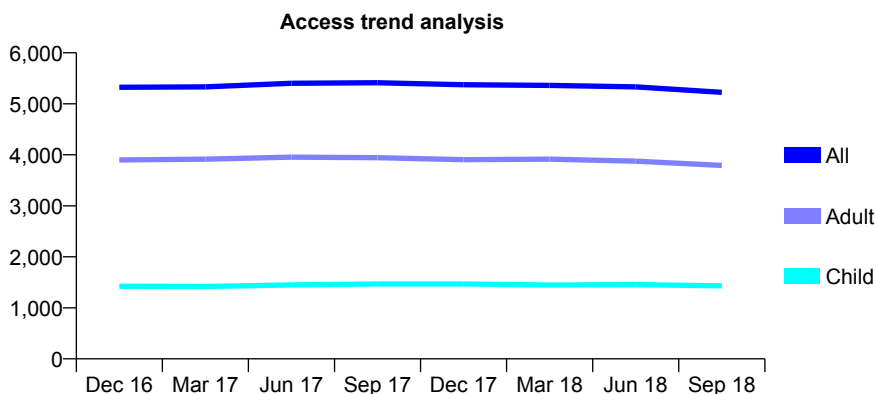
## Q57 - Vital Signs At a Glance Contract Report for 631531/0003 - September 2018

Name or company name	Great Horkesley Dental Studio
Contract type name	GDS Contract
Purpose of contract	General
Contract start date	01/04/2006
Contract end date	

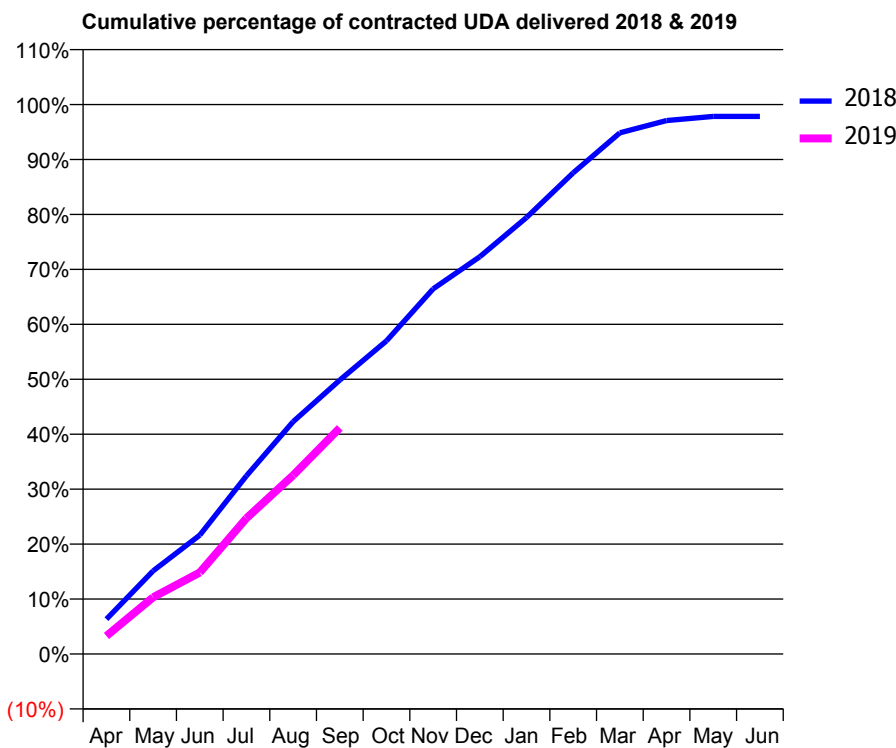
18/19 Contracted general activity (UDA)	11,071
Carry forward general activity (UDA)	0
18/19 Contracted orthodontic activity (UOA)	0
Carry forward orthodontic activity (UOA)	0
Baseline contract value	£249,941.85

### ACCESS\*

Patients seen in 24 months	Total	Change since previous quarter
Quarter ending September 2017	5,414	
Quarter ending December 2017	5,373	→
Quarter ending March 2018	5,361	→
Quarter ending June 2018	5,333	→
Quarter ending September 2018	5,224	↓
<b>Variance since September 2017</b>	<b>(3.5%)</b>	<b>↓</b>



### ACTIVITY



Month	Adjusted Scheduled Activity (UDA)	
	2018	2019
April	703	365
May	1,674	1,144
June	2,394	1,642
July	3,591	2,736
August	4,681	3,601
September	5,520	4,556
October	6,308	
November	7,357	
December	8,005	
January	8,796	
February	9,695	
March	10,501	
April	10,749	
May	10,830	
June	10,831	

### QUALITY

	Quantity	Base Number	Contract	AT	Region	England
% of FP17s for the same patient ID Re-attending within 3 months - Children	43	980	4.4%	10.0%	11.4%	11.6%
% of FP17s for the same patient ID Re-attending within 3 months - Adults	286	2,350	12.2%	14.3%	15.0%	15.5%
% of FP17s for the same patient ID Re-attending between 3 & 9 months - Children	589	980	60.1%	56.4%	59.9%	58.8%
% of FP17s for the same patient ID Re-attending between 3 & 9 months - Adults	1,291	2,350	54.9%	50.1%	52.0%	51.1%
% of FP17s for Band 1 Urgent Courses	197	2,666	7.4%	8.5%	8.0%	9.0%
% of FP17s Relating to Free Repair or Replacements	11	2,666	0.4%	0.7%	0.8%	0.8%
% of FP17s Relating to Continuations	42	2,666	1.6%	0.9%	0.9%	0.9%
% of Patients satisfied with the dentistry they have received	6	6	N/A	92.9%	93.5%	93.3%
% of Patients satisfied with the time they had to wait for an appointment	5	6	N/A	89.3%	89.1%	88.9%

\* This is based on patients treated on this contract for their most recent course of treatment. Figures in italics indicate the base number of FP17s or Patient Questionnaire responses are less than 100. N/A is shown where the base number of responses is less than 10 during the period. % is calculated as Quantity/Base number\*100

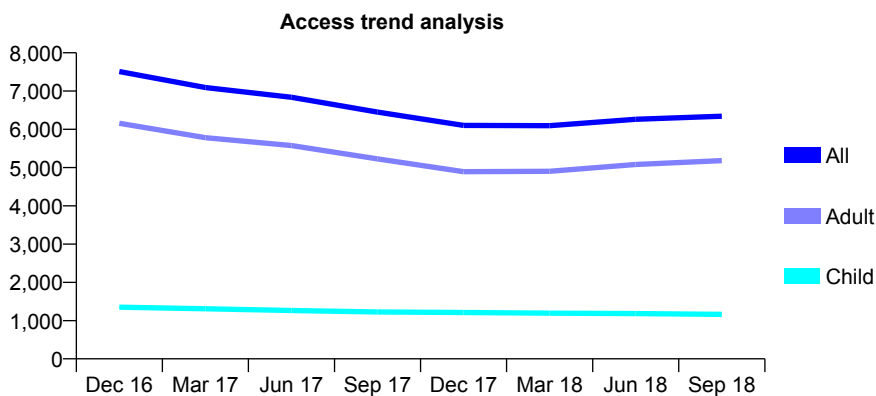
## Q57 - Vital Signs At a Glance Contract Report for 635812/0001 - September 2018

Name or company name	Ford Road Dental Surgery
Contract type name	GDS Contract
Purpose of contract	General
Contract start date	01/04/2006
Contract end date	

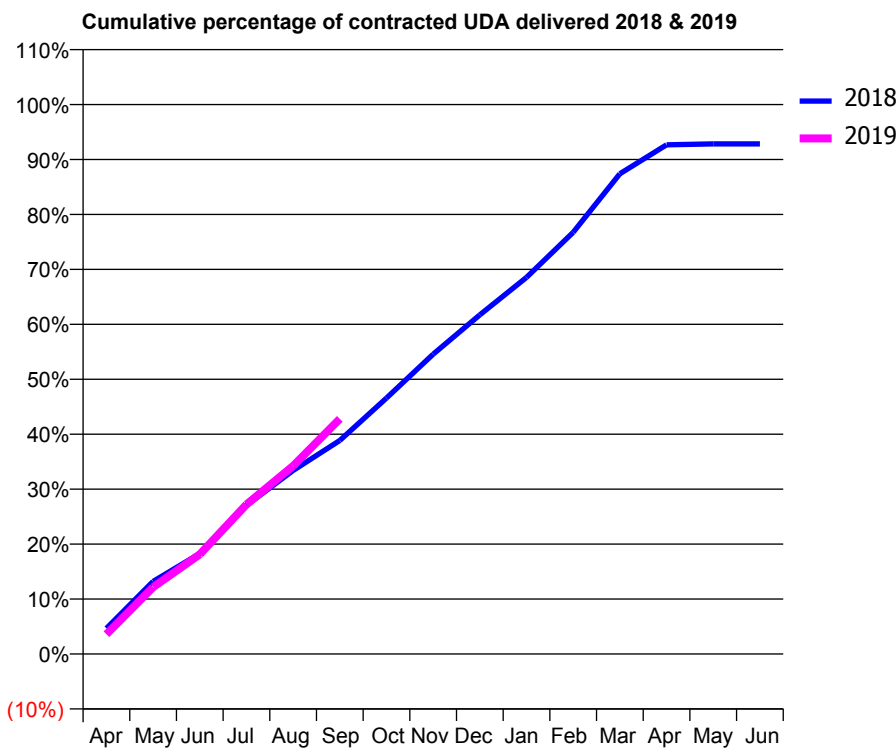
18/19 Contracted general activity (UDA)	24,500
Carry forward general activity (UDA)	0
18/19 Contracted orthodontic activity (UOA)	0
Carry forward orthodontic activity (UOA)	0
Baseline contract value	£576,799.25

### ACCESS\*

Patients seen in 24 months	Total	Change since previous quarter
Quarter ending September 2017	6,452	
Quarter ending December 2017	6,101	↓
Quarter ending March 2018	6,096	→
Quarter ending June 2018	6,263	↑
Quarter ending September 2018	6,344	→
<b>Variance since September 2017</b>	<b>(1.7%)</b>	<b>↓</b>



### ACTIVITY



Month	2018	2019
April	1,145	885
May	3,237	2,982
June	4,480	4,446
July	6,628	6,670
August	8,185	8,387
September	9,519	10,487
October	11,414	
November	13,366	
December	15,122	
January	16,796	
February	18,799	
March	21,412	
April	22,700	
May	22,742	
June	22,743	

### QUALITY

	Quantity	Base Number	Contract	AT	Region	England
% of FP17s for the same patient ID Re-attending within 3 months - Children	51	790	6.5%	10.0%	11.4%	11.6%
% of FP17s for the same patient ID Re-attending within 3 months - Adults	487	3,517	13.8%	14.3%	15.0%	15.5%
% of FP17s for the same patient ID Re-attending between 3 & 9 months - Children	477	790	60.4%	56.4%	59.9%	58.8%
% of FP17s for the same patient ID Re-attending between 3 & 9 months - Adults	1,585	3,517	45.1%	50.1%	52.0%	51.1%
% of FP17s for Band 1 Urgent Courses	214	3,931	5.4%	8.5%	8.0%	9.0%
% of FP17s Relating to Free Repair or Replacements	35	3,931	0.9%	0.7%	0.8%	0.8%
% of FP17s Relating to Continuations	68	3,931	1.7%	0.9%	0.9%	0.9%
% of Patients satisfied with the dentistry they have received	10	11	90.9%	92.9%	93.5%	93.3%
% of Patients satisfied with the time they had to wait for an appointment	9	11	81.8%	89.3%	89.1%	88.9%

\* This is based on patients treated on this contract for their most recent course of treatment. Figures in italics indicate the base number of FP17s or Patient Questionnaire responses are less than 100. N/A is shown where the base number of responses is less than 10 during the period. % is calculated as Quantity/Base number\*100

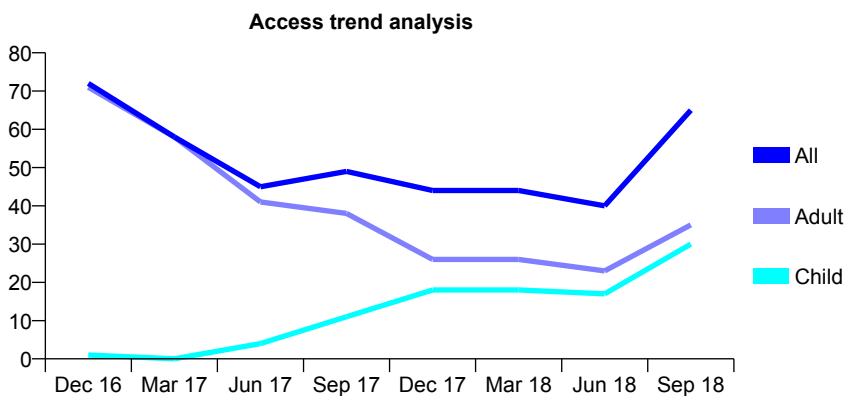
## Q57 - Vital Signs At a Glance Contract Report for 649694/0003 - September 2018

Name or company name	MR SB DENNY
Contract type name	GDS Contract
Purpose of contract	General
Contract start date	01/04/2008
Contract end date	

18/19 Contracted general activity (UDA)	1,020
Carry forward general activity (UDA)	0
18/19 Contracted orthodontic activity (UOA)	0
Carry forward orthodontic activity (UOA)	0
Baseline contract value	£28,732.16

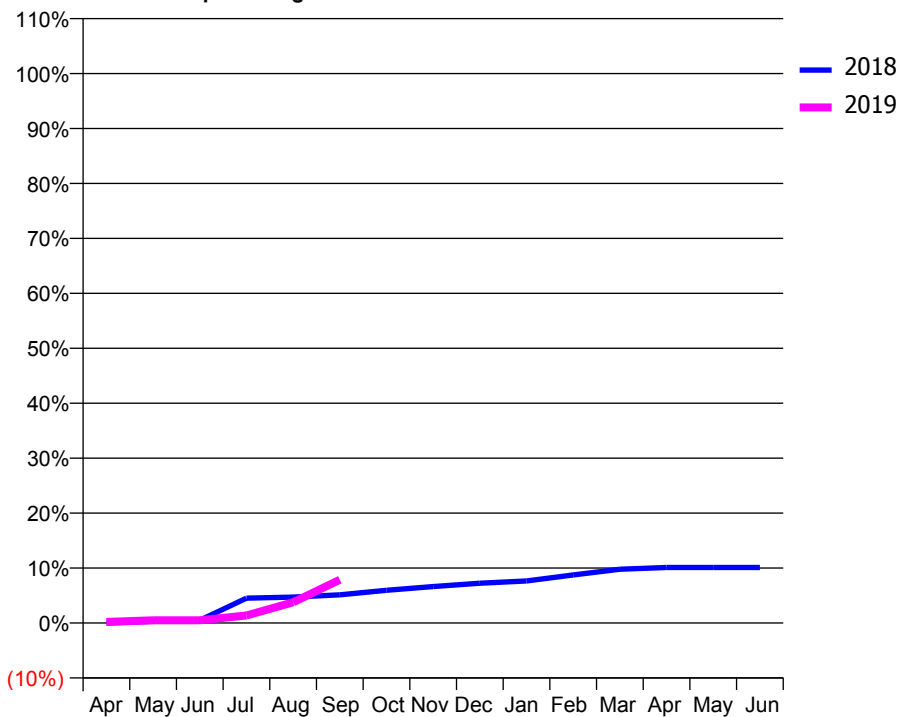
### ACCESS\*

Patients seen in 24 months	Total	Change since previous quarter
Quarter ending September 2017	49	
Quarter ending December 2017	44	↓
Quarter ending March 2018	44	→
Quarter ending June 2018	40	↓
Quarter ending September 2018	65	↑
<b>Variance since September 2017</b>	<b>32.7%</b>	<b>↑</b>



### ACTIVITY

Cumulative percentage of contracted UDA delivered 2018 & 2019



Adjusted Scheduled Activity (UDA)

Month	2018	2019
April	0	2
May	3	5
June	5	5
July	46	14
August	48	38
September	52	80
October	61	
November	68	
December	74	
January	78	
February	89	
March	100	
April	103	
May	103	
June	103	

### QUALITY

	Quantity	Base Number	Contract	AT	Region	England
% of FP17s for the same patient ID Re-attending within 3 months - Children	0	27	0.0%	10.0%	11.4%	11.6%
% of FP17s for the same patient ID Re-attending within 3 months - Adults	0	27	0.0%	14.3%	15.0%	15.5%
% of FP17s for the same patient ID Re-attending between 3 & 9 months - Children	2	27	7.4%	56.4%	59.9%	58.8%
% of FP17s for the same patient ID Re-attending between 3 & 9 months - Adults	1	27	3.7%	50.1%	52.0%	51.1%
% of FP17s for Band 1 Urgent Courses	7	51	13.7%	8.5%	8.0%	9.0%
% of FP17s Relating to Free Repair or Replacements	0	51	0.0%	0.7%	0.8%	0.8%
% of FP17s Relating to Continuations	0	51	0.0%	0.9%	0.9%	0.9%
% of Patients satisfied with the dentistry they have received	0	0	N/A	92.9%	93.5%	93.3%
% of Patients satisfied with the time they had to wait for an appointment	0	0	N/A	89.3%	89.1%	88.9%

\* This is based on patients treated on this contract for their most recent course of treatment. Figures in italics indicate the base number of FP17s or Patient Questionnaire responses are less than 100. N/A is shown where the base number of responses is less than 10 during the period. % is calculated as Quantity/Base number\*100

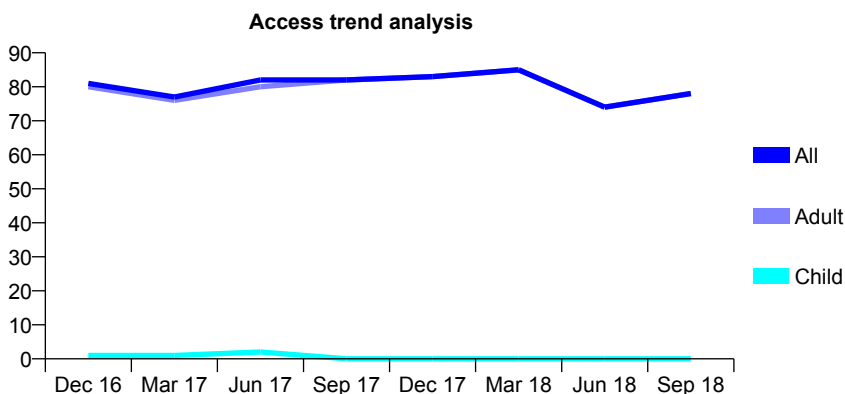
## Q57 - Vital Signs At a Glance Contract Report for 649694/0004 - September 2018

Name or company name	MR SB DENNY
Contract type name	GDS Contract
Purpose of contract	General
Contract start date	01/04/2008
Contract end date	

18/19 Contracted general activity (UDA)	720
Carry forward general activity (UDA)	0
18/19 Contracted orthodontic activity (UOA)	0
Carry forward orthodontic activity (UOA)	0
Baseline contract value	£20,281.51

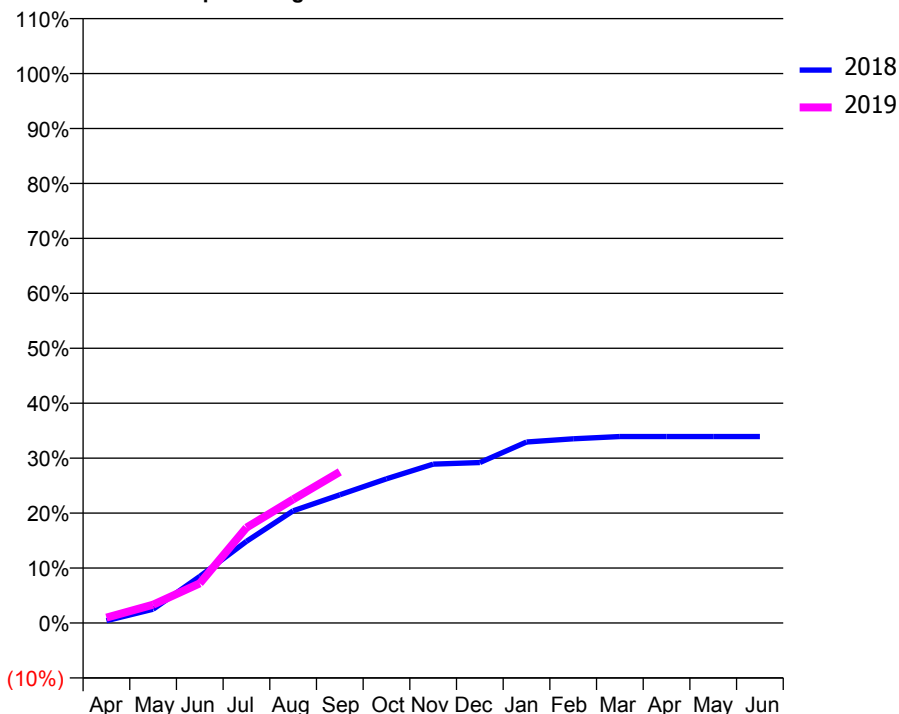
### ACCESS\*

Patients seen in 24 months	Total	Change since previous quarter
Quarter ending September 2017	82	
Quarter ending December 2017	83	→
Quarter ending March 2018	85	↑
Quarter ending June 2018	74	↓
Quarter ending September 2018	78	↑
<b>Variance since September 2017</b>	<b>(4.9%)</b>	<b>↓</b>



### ACTIVITY

Cumulative percentage of contracted UDA delivered 2018 & 2019



Month	Adjusted Scheduled Activity (UDA)	
	2018	2019
April	3	7
May	18	24
June	61	52
July	107	125
August	147	162
September	168	198
October	189	
November	208	
December	210	
January	237	
February	241	
March	244	
April	244	
May	244	
June	244	

### QUALITY

	Quantity	Base Number	Contract	AT	Region	England
% of FP17s for the same patient ID Re-attending within 3 months - Children	0	0	N/A	10.0%	11.4%	11.6%
% of FP17s for the same patient ID Re-attending within 3 months - Adults	0	36	0.0%	14.3%	15.0%	15.5%
% of FP17s for the same patient ID Re-attending between 3 & 9 months - Children	0	0	N/A	56.4%	59.9%	58.8%
% of FP17s for the same patient ID Re-attending between 3 & 9 months - Adults	6	36	16.7%	50.1%	52.0%	51.1%
% of FP17s for Band 1 Urgent Courses	0	36	0.0%	8.5%	8.0%	9.0%
% of FP17s Relating to Free Repair or Replacements	0	36	0.0%	0.7%	0.8%	0.8%
% of FP17s Relating to Continuations	0	36	0.0%	0.9%	0.9%	0.9%
% of Patients satisfied with the dentistry they have received	0	0	N/A	92.9%	93.5%	93.3%
% of Patients satisfied with the time they had to wait for an appointment	0	0	N/A	89.3%	89.1%	88.9%

\* This is based on patients treated on this contract for their most recent course of treatment. Figures in italics indicate the base number of FP17s or Patient Questionnaire responses are less than 100. N/A is shown where the base number of responses is less than 10 during the period. % is calculated as Quantity/Base number\*100

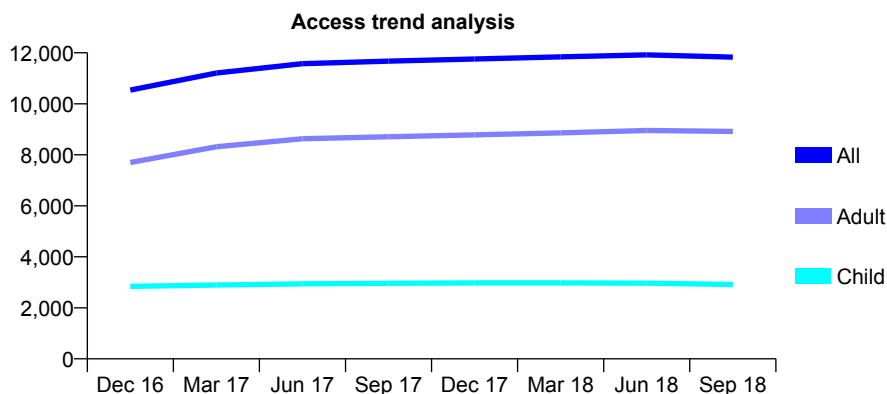
## Q57 - Vital Signs At a Glance Contract Report for 649694/0019 - September 2018

Name or company name	MR SB DENNY
Contract type name	GDS Contract
Purpose of contract	General
Contract start date	01/07/2015
Contract end date	

18/19 Contracted general activity (UDA)	27,371
Carry forward general activity (UDA)	0
18/19 Contracted orthodontic activity (UOA)	0
Carry forward orthodontic activity (UOA)	0
Baseline contract value	£739,692.20

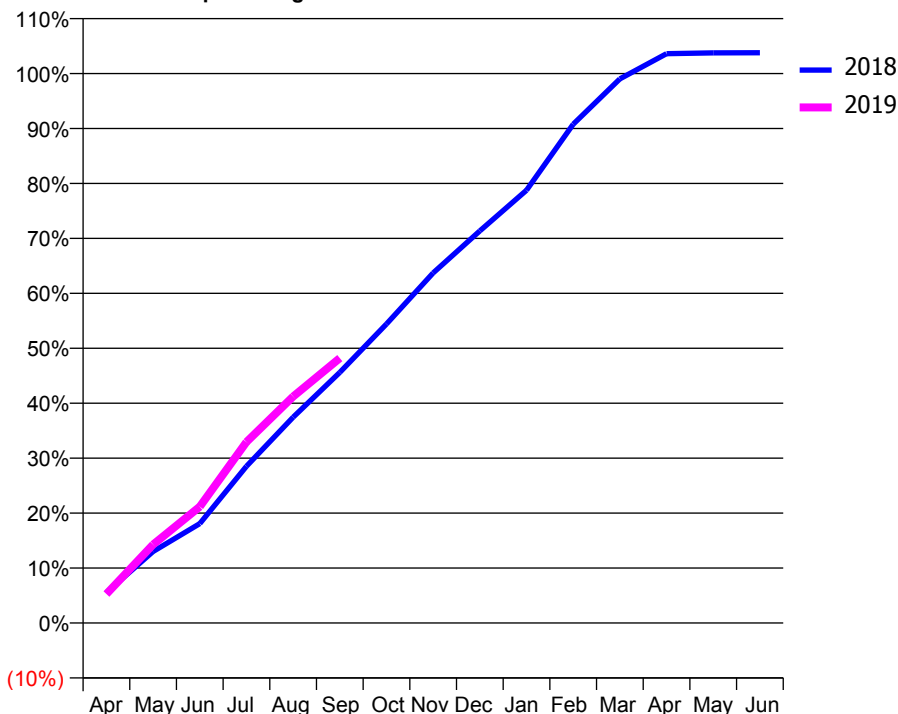
### ACCESS\*

Patients seen in 24 months	Total	Change since previous quarter
Quarter ending September 2017	11,671	
Quarter ending December 2017	11,759	→
Quarter ending March 2018	11,840	→
Quarter ending June 2018	11,920	→
Quarter ending September 2018	11,830	→
<b>Variance since September 2017</b>	<b>1.4%</b>	<b>→</b>



### ACTIVITY

Cumulative percentage of contracted UDA delivered 2018 & 2019



Month	Adjusted Scheduled Activity (UDA)	
	2018	2019
April	1,517	1,445
May	3,561	3,909
June	4,952	5,793
July	7,809	9,020
August	10,250	11,280
September	12,484	13,197
October	14,892	
November	17,437	
December	19,532	
January	21,558	
February	24,843	
March	27,102	
April	28,356	
May	28,401	
June	28,405	

### QUALITY

	Quantity	Base Number	Contract	AT	Region	England
% of FP17s for the same patient ID Re-attending within 3 months - Children	280	2,432	11.5%	10.0%	11.4%	11.6%
% of FP17s for the same patient ID Re-attending within 3 months - Adults	1,004	5,753	17.5%	14.3%	15.0%	15.5%
% of FP17s for the same patient ID Re-attending between 3 & 9 months - Children	1,425	2,432	58.6%	56.4%	59.9%	58.8%
% of FP17s for the same patient ID Re-attending between 3 & 9 months - Adults	2,468	5,753	42.9%	50.1%	52.0%	51.1%
% of FP17s for Band 1 Urgent Courses	821	6,640	12.4%	8.5%	8.0%	9.0%
% of FP17s Relating to Free Repair or Replacements	93	6,640	1.4%	0.7%	0.8%	0.8%
% of FP17s Relating to Continuations	14	6,640	0.2%	0.9%	0.9%	0.9%
% of Patients satisfied with the dentistry they have received	8	8	N/A	92.9%	93.5%	93.3%
% of Patients satisfied with the time they had to wait for an appointment	6	8	N/A	89.3%	89.1%	88.9%

\* This is based on patients treated on this contract for their most recent course of treatment. Figures in italics indicate the base number of FP17s or Patient Questionnaire responses are less than 100. N/A is shown where the base number of responses is less than 10 during the period. % is calculated as Quantity/Base number\*100

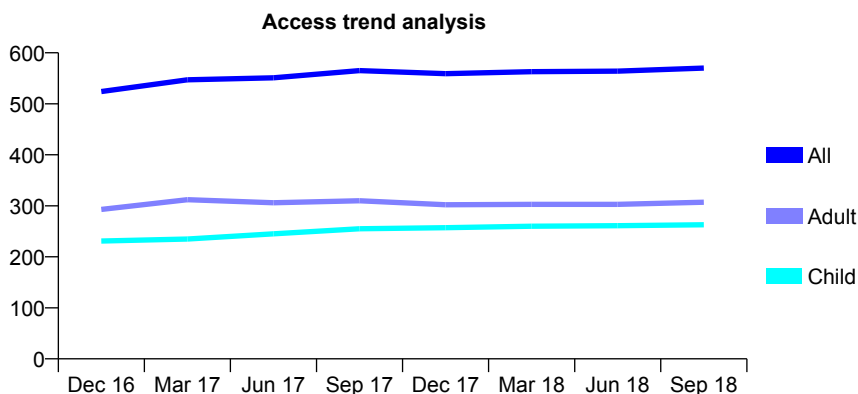
## Q57 - Vital Signs At a Glance Contract Report for 651591/0001 - September 2018

Name or company name	MR PJ CANNELL
Contract type name	GDS Contract
Purpose of contract	General
Contract start date	01/04/2006
Contract end date	

18/19 Contracted general activity (UDA)	1,200
Carry forward general activity (UDA)	0
18/19 Contracted orthodontic activity (UOA)	0
Carry forward orthodontic activity (UOA)	0
Baseline contract value	£27,623.76

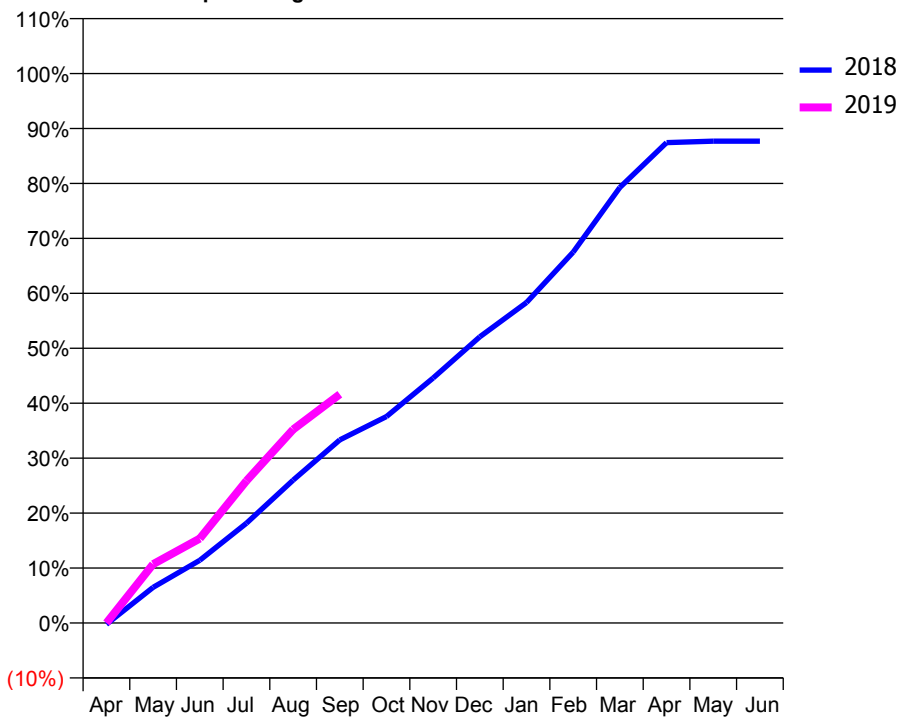
### ACCESS\*

Patients seen in 24 months	Total	Change since previous quarter
Quarter ending September 2017	565	
Quarter ending December 2017	559	↓
Quarter ending March 2018	563	→
Quarter ending June 2018	564	→
Quarter ending September 2018	570	→
<b>Variance since September 2017</b>	<b>0.9%</b>	<b>→</b>



### ACTIVITY

Cumulative percentage of contracted UDA delivered 2018 & 2019



Month	Adjusted Scheduled Activity (UDA)	
	2018	2019
April	-3	0
May	78	129
June	137	185
July	218	311
August	312	423
September	400	500
October	451	
November	535	
December	625	
January	700	
February	810	
March	951	
April	1,049	
May	1,052	
June	1,052	

### QUALITY

	Quantity	Base Number	Contract	AT	Region	England
% of FP17s for the same patient ID Re-attending within 3 months - Children	10	176	5.7%	10.0%	11.4%	11.6%
% of FP17s for the same patient ID Re-attending within 3 months - Adults	13	196	6.6%	14.3%	15.0%	15.5%
% of FP17s for the same patient ID Re-attending between 3 & 9 months - Children	106	176	60.2%	56.4%	59.9%	58.8%
% of FP17s for the same patient ID Re-attending between 3 & 9 months - Adults	107	196	54.6%	50.1%	52.0%	51.1%
% of FP17s for Band 1 Urgent Courses	3	344	0.9%	8.5%	8.0%	9.0%
% of FP17s Relating to Free Repair or Replacements	0	344	0.0%	0.7%	0.8%	0.8%
% of FP17s Relating to Continuations	2	344	0.6%	0.9%	0.9%	0.9%
% of Patients satisfied with the dentistry they have received	0	0	N/A	92.9%	93.5%	93.3%
% of Patients satisfied with the time they had to wait for an appointment	0	0	N/A	89.3%	89.1%	88.9%

\* This is based on patients treated on this contract for their most recent course of treatment. Figures in italics indicate the base number of FP17s or Patient Questionnaire responses are less than 100. N/A is shown where the base number of responses is less than 10 during the period. % is calculated as Quantity/Base number\*100

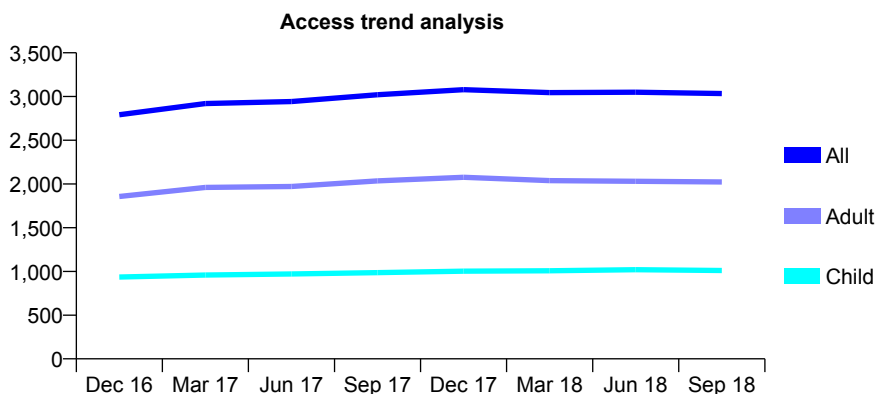
## Q57 - Vital Signs At a Glance Contract Report for 652598/0001 - September 2018

Name or company name	MISS CL JONES
Contract type name	GDS Contract
Purpose of contract	General
Contract start date	01/04/2006
Contract end date	

18/19 Contracted general activity (UDA)	8,100
Carry forward general activity (UDA)	0
18/19 Contracted orthodontic activity (UOA)	0
Carry forward orthodontic activity (UOA)	0
Baseline contract value	£205,725.66

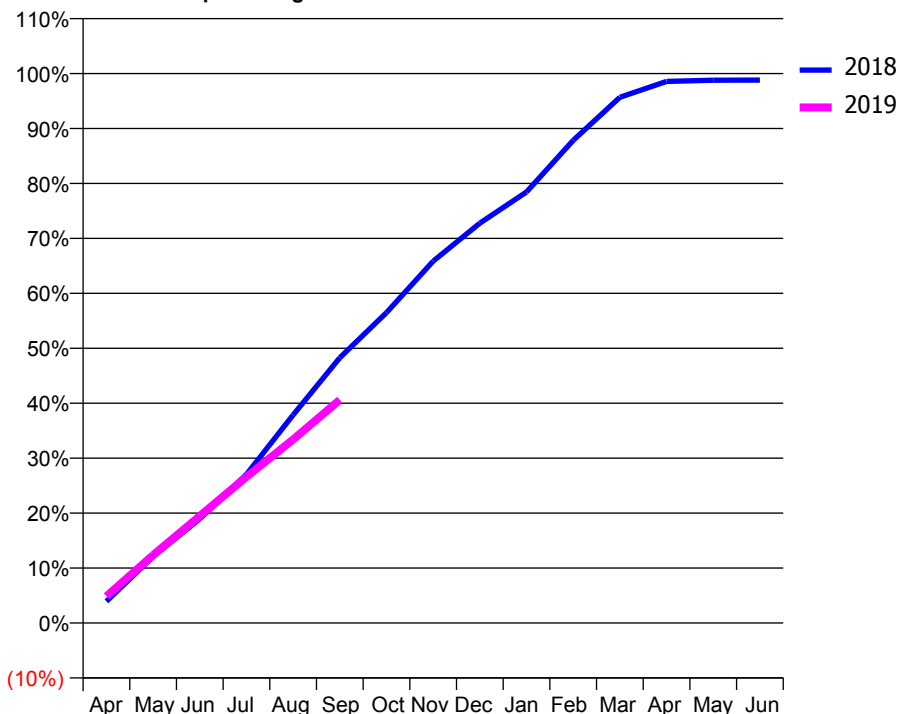
### ACCESS\*

Patients seen in 24 months	Total	Change since previous quarter
Quarter ending September 2017	3,021	
Quarter ending December 2017	3,079	→
Quarter ending March 2018	3,045	↓
Quarter ending June 2018	3,050	→
Quarter ending September 2018	3,034	→
<b>Variance since September 2017</b>	<b>0.4%</b>	<b>→</b>



### ACTIVITY

Cumulative percentage of contracted UDA delivered 2018 & 2019



Month	Adjusted Scheduled Activity (UDA)	
	2018	2019
April	319	395
May	980	1,001
June	1,537	1,577
July	2,190	2,156
August	3,068	2,705
September	3,910	3,289
October	4,574	
November	5,334	
December	5,894	
January	6,354	
February	7,114	
March	7,750	
April	7,984	
May	8,000	
June	8,003	

### QUALITY

	Quantity	Base Number	Contract	AT	Region	England
% of FP17s for the same patient ID Re-attending within 3 months - Children	43	787	5.5%	10.0%	11.4%	11.6%
% of FP17s for the same patient ID Re-attending within 3 months - Adults	163	1,393	11.7%	14.3%	15.0%	15.5%
% of FP17s for the same patient ID Re-attending between 3 & 9 months - Children	545	787	69.3%	56.4%	59.9%	58.8%
% of FP17s for the same patient ID Re-attending between 3 & 9 months - Adults	869	1,393	62.4%	50.1%	52.0%	51.1%
% of FP17s for Band 1 Urgent Courses	168	2,003	8.4%	8.5%	8.0%	9.0%
% of FP17s Relating to Free Repair or Replacements	3	2,003	0.1%	0.7%	0.8%	0.8%
% of FP17s Relating to Continuations	2	2,003	0.1%	0.9%	0.9%	0.9%
% of Patients satisfied with the dentistry they have received	2	2	N/A	92.9%	93.5%	93.3%
% of Patients satisfied with the time they had to wait for an appointment	2	2	N/A	89.3%	89.1%	88.9%

\* This is based on patients treated on this contract for their most recent course of treatment. Figures in italics indicate the base number of FP17s or Patient Questionnaire responses are less than 100. N/A is shown where the base number of responses is less than 10 during the period. % is calculated as Quantity/Base number\*100

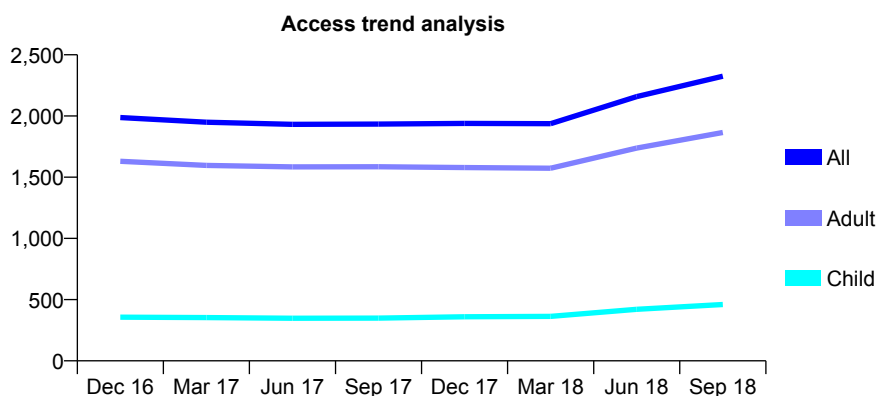
## Q57 - Vital Signs At a Glance Contract Report for 656224/0001 - September 2018

Name or company name	Heralds WY Dental Surgery
Contract type name	GDS Contract
Purpose of contract	General
Contract start date	01/04/2006
Contract end date	

18/19 Contracted general activity (UDA)	5,871
Carry forward general activity (UDA)	0
18/19 Contracted orthodontic activity (UOA)	0
Carry forward orthodontic activity (UOA)	0
Baseline contract value	£164,738.32

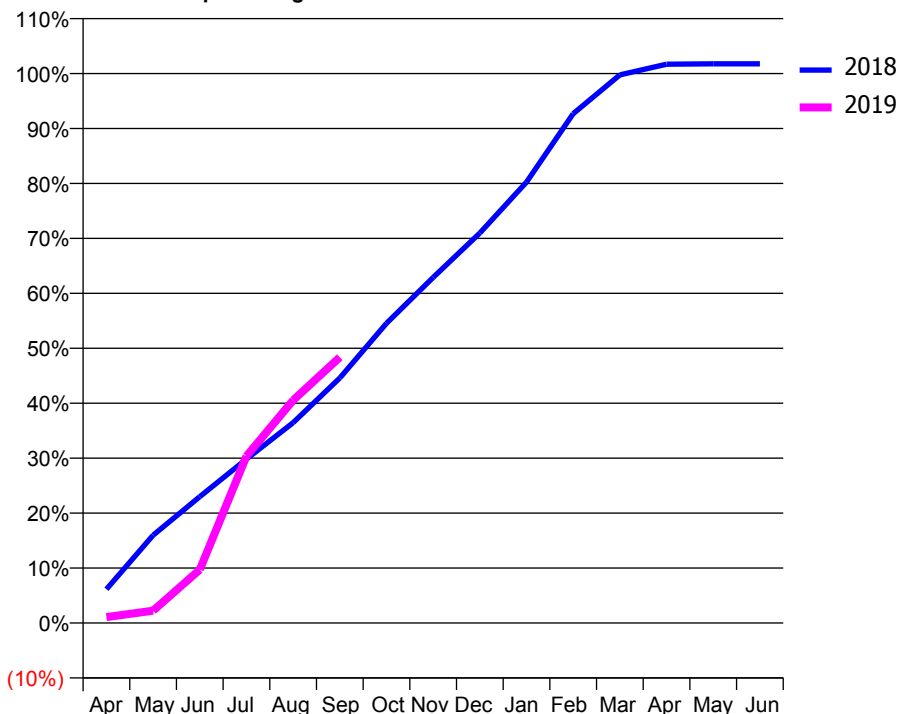
### ACCESS\*

Patients seen in 24 months	Total	Change since previous quarter
Quarter ending September 2017	1,934	
Quarter ending December 2017	1,939	→
Quarter ending March 2018	1,937	→
Quarter ending June 2018	2,159	↑
Quarter ending September 2018	2,325	↑
<b>Variance since September 2017</b>	<b>20.2%</b>	<b>↑</b>



### ACTIVITY

Cumulative percentage of contracted UDA delivered 2018 & 2019



Month	Adjusted Scheduled Activity (UDA)	
	2018	2019
April	362	63
May	939	131
June	1,349	570
July	1,751	1,783
August	2,141	2,380
September	2,619	2,840
October	3,201	
November	3,692	
December	4,167	
January	4,711	
February	5,442	
March	5,856	
April	5,971	
May	5,975	
June	5,975	

### QUALITY

	Quantity	Base Number	Contract	AT	Region	England
% of FP17s for the same patient ID Re-attending within 3 months - Children	10	357	2.8%	10.0%	11.4%	11.6%
% of FP17s for the same patient ID Re-attending within 3 months - Adults	134	1,378	9.7%	14.3%	15.0%	15.5%
% of FP17s for the same patient ID Re-attending between 3 & 9 months - Children	154	357	43.1%	56.4%	59.9%	58.8%
% of FP17s for the same patient ID Re-attending between 3 & 9 months - Adults	646	1,378	46.9%	50.1%	52.0%	51.1%
% of FP17s for Band 1 Urgent Courses	139	1,694	8.2%	8.5%	8.0%	9.0%
% of FP17s Relating to Free Repair or Replacements	4	1,694	0.2%	0.7%	0.8%	0.8%
% of FP17s Relating to Continuations	1	1,694	0.1%	0.9%	0.9%	0.9%
% of Patients satisfied with the dentistry they have received	1	1	N/A	92.9%	93.5%	93.3%
% of Patients satisfied with the time they had to wait for an appointment	1	1	N/A	89.3%	89.1%	88.9%

\* This is based on patients treated on this contract for their most recent course of treatment. Figures in italics indicate the base number of FP17s or Patient Questionnaire responses are less than 100. N/A is shown where the base number of responses is less than 10 during the period. % is calculated as Quantity/Base number\*100



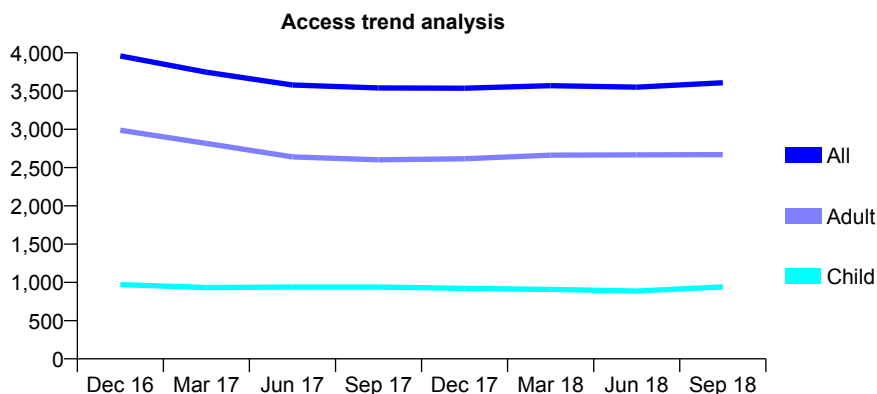
## Q57 - Vital Signs At a Glance Contract Report for 678120/0001 - September 2018

Name or company name	The Dental Care Group Partnership
Contract type name	GDS Contract
Purpose of contract	General
Contract start date	01/04/2006
Contract end date	

18/19 Contracted general activity (UDA)	13,838
Carry forward general activity (UDA)	0
18/19 Contracted orthodontic activity (UOA)	0
Carry forward orthodontic activity (UOA)	0
Baseline contract value	£411,718.18

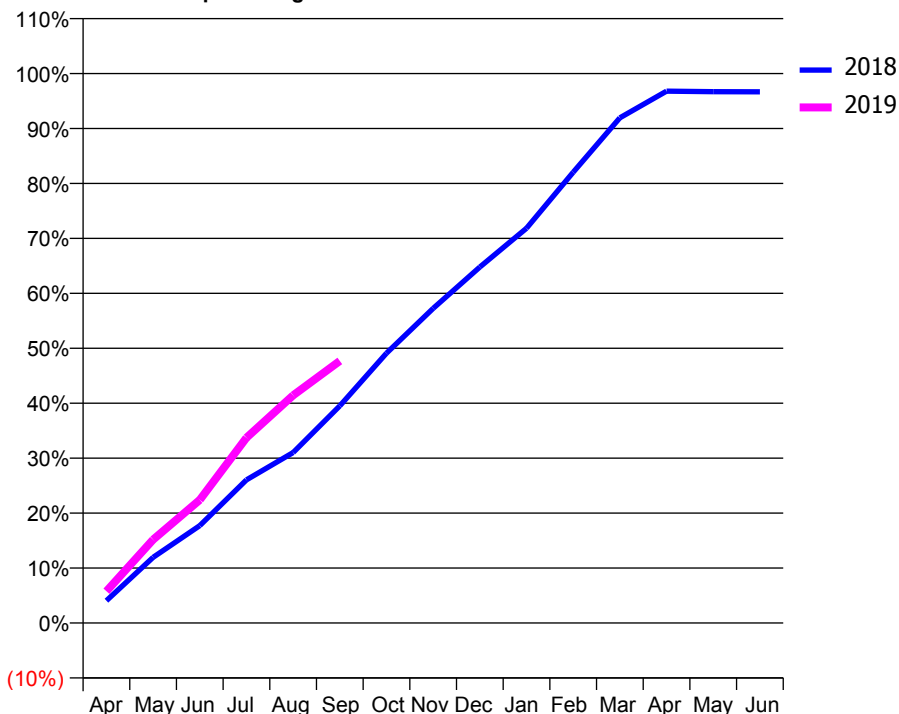
### ACCESS\*

Patients seen in 24 months	Total	Change since previous quarter
Quarter ending September 2017	3,540	
Quarter ending December 2017	3,538	→
Quarter ending March 2018	3,570	→
Quarter ending June 2018	3,551	→
Quarter ending September 2018	3,609	→
<b>Variance since September 2017</b>	<b>1.9%</b>	<b>→</b>



### ACTIVITY

Cumulative percentage of contracted UDA delivered 2018 & 2019



Adjusted Scheduled Activity (UDA)

Month	2018	2019
April	562	800
May	1,654	2,100
June	2,453	3,100
July	3,604	4,667
August	4,292	5,734
September	5,470	6,601
October	6,794	
November	7,924	
December	8,965	
January	9,943	
February	11,351	
March	12,721	
April	13,395	
May	13,380	
June	13,377	

### QUALITY

	Quantity	Base Number	Contract	AT	Region	England
% of FP17s for the same patient ID Re-attending within 3 months - Children	29	626	4.6%	10.0%	11.4%	11.6%
% of FP17s for the same patient ID Re-attending within 3 months - Adults	90	1,517	5.9%	14.3%	15.0%	15.5%
% of FP17s for the same patient ID Re-attending between 3 & 9 months - Children	293	626	46.8%	56.4%	59.9%	58.8%
% of FP17s for the same patient ID Re-attending between 3 & 9 months - Adults	648	1,517	42.7%	50.1%	52.0%	51.1%
% of FP17s for Band 1 Urgent Courses	35	1,971	1.8%	8.5%	8.0%	9.0%
% of FP17s Relating to Free Repair or Replacements	7	1,971	0.4%	0.7%	0.8%	0.8%
% of FP17s Relating to Continuations	1	1,971	0.1%	0.9%	0.9%	0.9%
% of Patients satisfied with the dentistry they have received	3	3	N/A	92.9%	93.5%	93.3%
% of Patients satisfied with the time they had to wait for an appointment	3	3	N/A	89.3%	89.1%	88.9%

\* This is based on patients treated on this contract for their most recent course of treatment. Figures in italics indicate the base number of FP17s or Patient Questionnaire responses are less than 100. N/A is shown where the base number of responses is less than 10 during the period. % is calculated as Quantity/Base number\*100

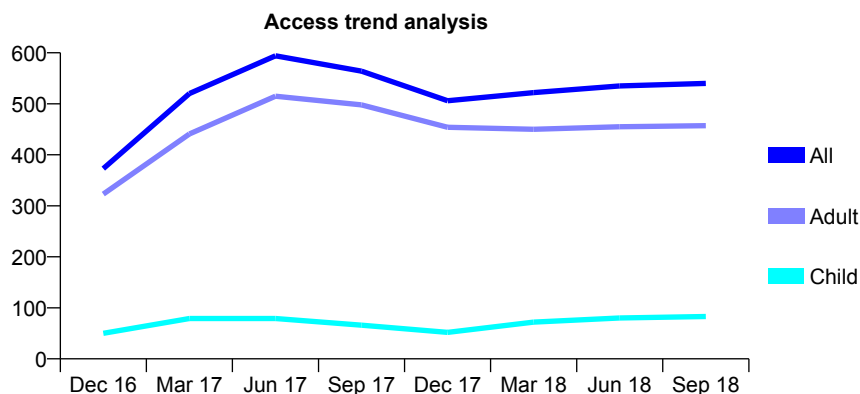
## Q57 - Vital Signs At a Glance Contract Report for 678120/0003 - September 2018

Name or company name	The Dental Care Group Partnership
Contract type name	GDS Contract
Purpose of contract	General
Contract start date	01/04/2015
Contract end date	

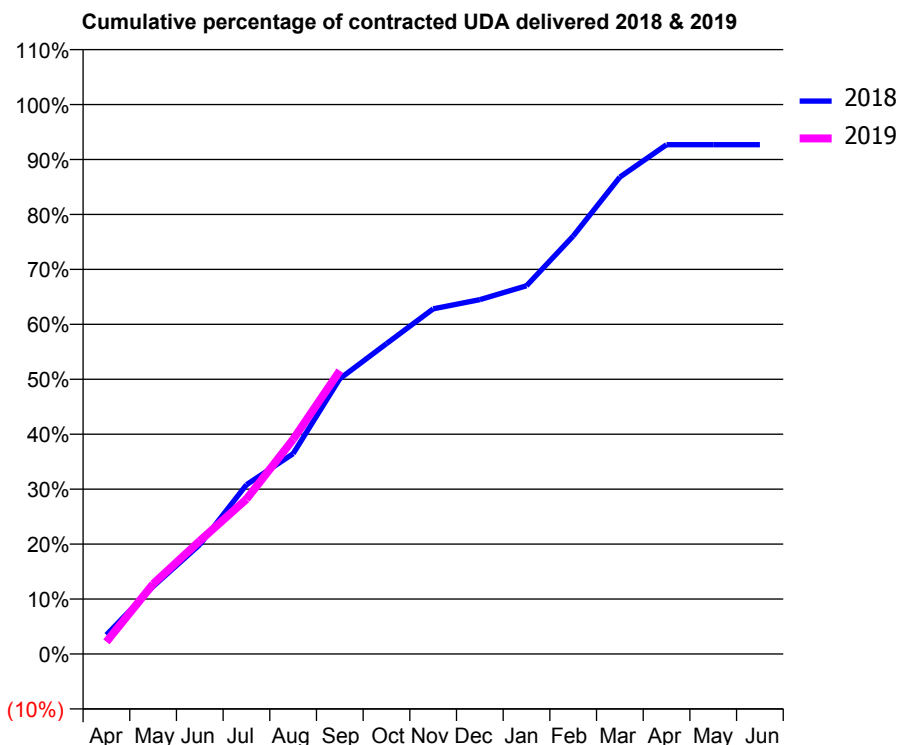
18/19 Contracted general activity (UDA)	1,287
Carry forward general activity (UDA)	0
18/19 Contracted orthodontic activity (UOA)	0
Carry forward orthodontic activity (UOA)	0
Baseline contract value	£38,291.78

### ACCESS\*

Patients seen in 24 months	Total	Change since previous quarter
Quarter ending September 2017	564	
Quarter ending December 2017	506	↓
Quarter ending March 2018	522	↑
Quarter ending June 2018	535	↑
Quarter ending September 2018	540	→
<b>Variance since September 2017</b>	<b>(4.3%)</b>	<b>↓</b>



### ACTIVITY



Month	Adjusted Scheduled Activity (UDA)	
	2018	2019
April	45	29
May	158	164
June	256	265
July	396	363
August	469	503
September	645	664
October	727	
November	808	
December	830	
January	862	
February	979	
March	1,117	
April	1,193	
May	1,193	
June	1,193	

### QUALITY

	Quantity	Base Number	Contract	AT	Region	England
% of FP17s for the same patient ID Re-attending within 3 months - Children	4	86	4.7%	10.0%	11.4%	11.6%
% of FP17s for the same patient ID Re-attending within 3 months - Adults	21	360	5.8%	14.3%	15.0%	15.5%
% of FP17s for the same patient ID Re-attending between 3 & 9 months - Children	2	86	2.3%	56.4%	59.9%	58.8%
% of FP17s for the same patient ID Re-attending between 3 & 9 months - Adults	6	360	1.7%	50.1%	52.0%	51.1%
% of FP17s for Band 1 Urgent Courses	288	414	69.6%	8.5%	8.0%	9.0%
% of FP17s Relating to Free Repair or Replacements	3	414	0.7%	0.7%	0.8%	0.8%
% of FP17s Relating to Continuations	0	414	0.0%	0.9%	0.9%	0.9%
% of Patients satisfied with the dentistry they have received	2	2	N/A	92.9%	93.5%	93.3%
% of Patients satisfied with the time they had to wait for an appointment	2	2	N/A	89.3%	89.1%	88.9%

\* This is based on patients treated on this contract for their most recent course of treatment. Figures in italics indicate the base number of FP17s or Patient Questionnaire responses are less than 100. N/A is shown where the base number of responses is less than 10 during the period. % is calculated as Quantity/Base number\*100

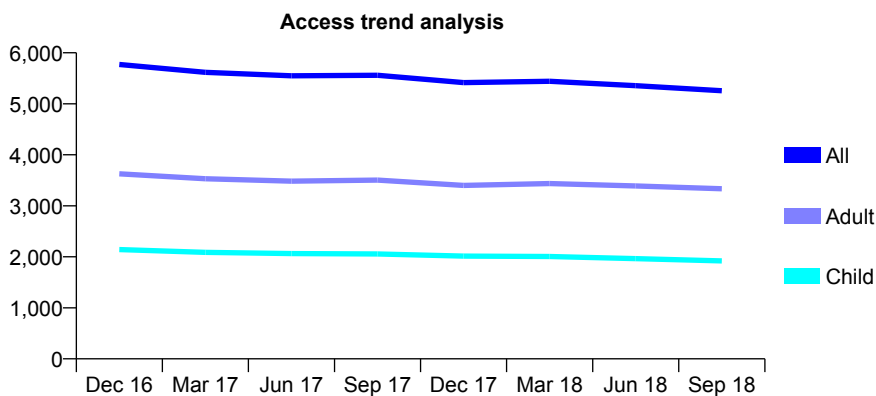
## Q57 - Vital Signs At a Glance Contract Report for 678422/0001 - September 2018

Name or company name	MR SK KEANE
Contract type name	GDS Contract
Purpose of contract	General
Contract start date	01/04/2006
Contract end date	

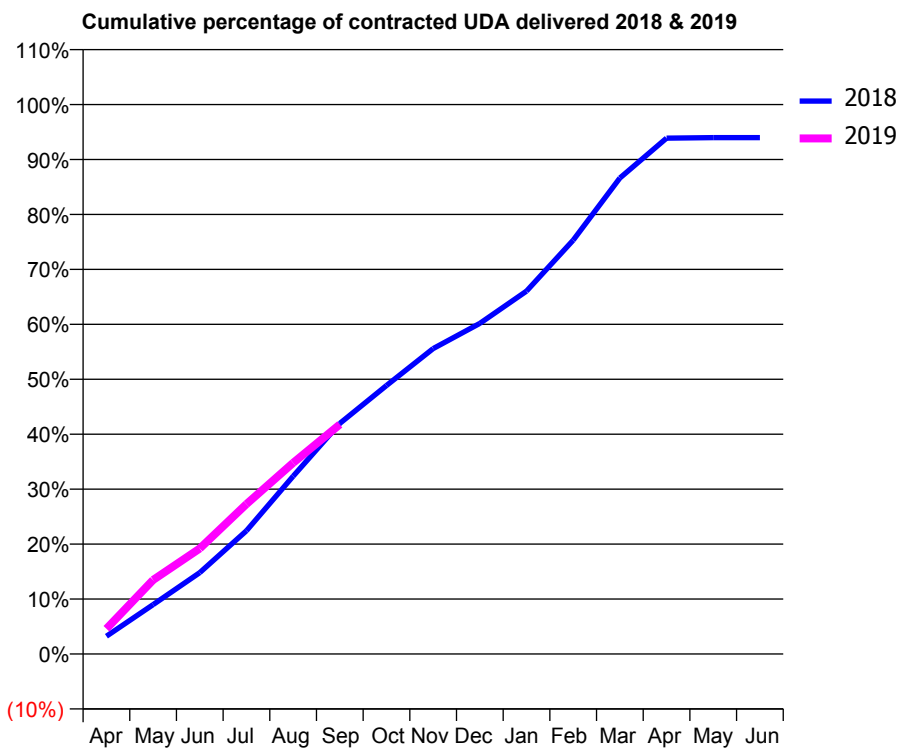
18/19 Contracted general activity (UDA)	14,000
Carry forward general activity (UDA)	0
18/19 Contracted orthodontic activity (UOA)	0
Carry forward orthodontic activity (UOA)	0
Baseline contract value	£477,363.02

### ACCESS\*

Patients seen in 24 months	Total	Change since previous quarter
Quarter ending September 2017	5,560	
Quarter ending December 2017	5,415	↓
Quarter ending March 2018	5,442	→
Quarter ending June 2018	5,355	↓
Quarter ending September 2018	5,255	↓
<b>Variance since September 2017</b>	<b>(5.5%)</b>	<b>↓</b>



### ACTIVITY



Adjusted Scheduled Activity (UDA)		
Month	2018	2019
April	452	645
May	1,257	1,886
June	2,074	2,688
July	3,142	3,819
August	4,531	4,870
September	5,875	5,848
October	6,840	
November	7,783	
December	8,423	
January	9,246	
February	10,544	
March	12,126	
April	13,142	
May	13,155	
June	13,155	

### QUALITY

	Quantity	Base Number	Contract	AT	Region	England
% of FP17s for the same patient ID Re-attending within 3 months - Children	116	1,359	8.5%	10.0%	11.4%	11.6%
% of FP17s for the same patient ID Re-attending within 3 months - Adults	355	2,043	17.4%	14.3%	15.0%	15.5%
% of FP17s for the same patient ID Re-attending between 3 & 9 months - Children	735	1,359	54.1%	56.4%	59.9%	58.8%
% of FP17s for the same patient ID Re-attending between 3 & 9 months - Adults	1,002	2,043	49.0%	50.1%	52.0%	51.1%
% of FP17s for Band 1 Urgent Courses	263	3,049	8.6%	8.5%	8.0%	9.0%
% of FP17s Relating to Free Repair or Replacements	24	3,049	0.8%	0.7%	0.8%	0.8%
% of FP17s Relating to Continuations	7	3,049	0.2%	0.9%	0.9%	0.9%
% of Patients satisfied with the dentistry they have received	1	1	N/A	92.9%	93.5%	93.3%
% of Patients satisfied with the time they had to wait for an appointment	1	1	N/A	89.3%	89.1%	88.9%

\* This is based on patients treated on this contract for their most recent course of treatment. Figures in italics indicate the base number of FP17s or Patient Questionnaire responses are less than 100. N/A is shown where the base number of responses is less than 10 during the period. % is calculated as Quantity/Base number\*100

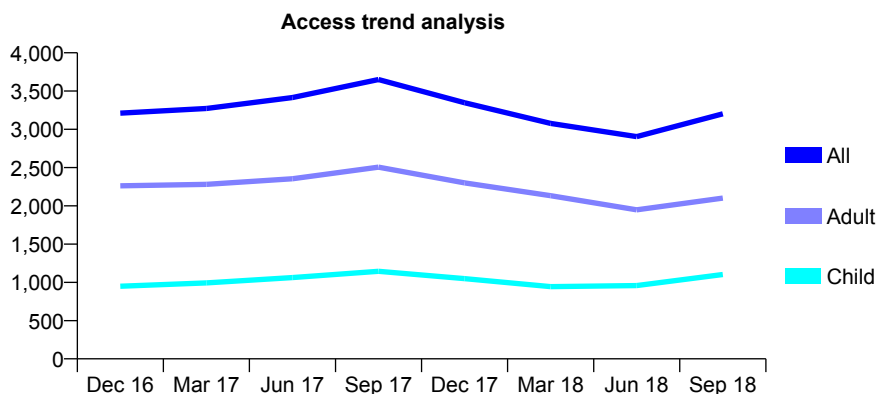
## Q57 - Vital Signs At a Glance Contract Report for 679445/0001 - September 2018

Name or company name	MR M KANGI
Contract type name	GDS Contract
Purpose of contract	General
Contract start date	01/04/2006
Contract end date	

18/19 Contracted general activity (UDA)	7,354
Carry forward general activity (UDA)	0
18/19 Contracted orthodontic activity (UOA)	0
Carry forward orthodontic activity (UOA)	0
Baseline contract value	£224,508.82

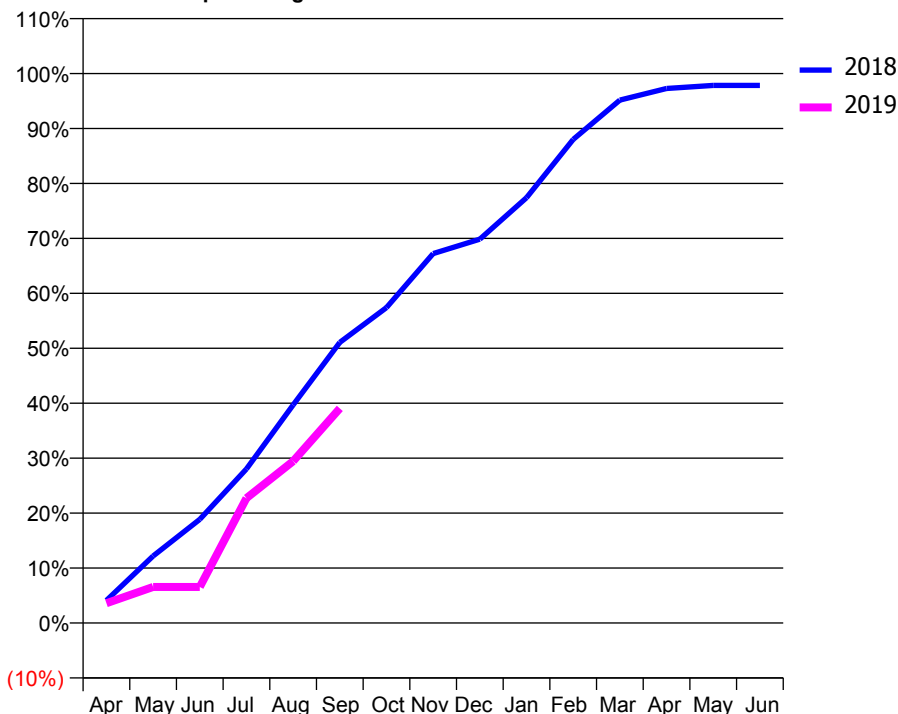
### ACCESS\*

Patients seen in 24 months	Total	Change since previous quarter
Quarter ending September 2017	3,651	
Quarter ending December 2017	3,348	↓
Quarter ending March 2018	3,077	↓
Quarter ending June 2018	2,905	↓
Quarter ending September 2018	3,203	↑
<b>Variance since September 2017</b>	<b>(12.3%)</b>	<b>↓</b>



### ACTIVITY

Cumulative percentage of contracted UDA delivered 2018 & 2019



Adjusted Scheduled Activity (UDA)

Month	2018	2019
April	303	264
May	896	484
June	1,388	484
July	2,062	1,671
August	2,919	2,166
September	3,756	2,873
October	4,221	
November	4,944	
December	5,137	
January	5,693	
February	6,472	
March	6,998	
April	7,154	
May	7,195	
June	7,195	

### QUALITY

	Quantity	Base Number	Contract	AT	Region	England
% of FP17s for the same patient ID Re-attending within 3 months - Children	26	776	3.4%	10.0%	11.4%	11.6%
% of FP17s for the same patient ID Re-attending within 3 months - Adults	94	1,215	7.7%	14.3%	15.0%	15.5%
% of FP17s for the same patient ID Re-attending between 3 & 9 months - Children	308	776	39.7%	56.4%	59.9%	58.8%
% of FP17s for the same patient ID Re-attending between 3 & 9 months - Adults	305	1,215	25.1%	50.1%	52.0%	51.1%
% of FP17s for Band 1 Urgent Courses	195	1,909	10.2%	8.5%	8.0%	9.0%
% of FP17s Relating to Free Repair or Replacements	1	1,909	0.1%	0.7%	0.8%	0.8%
% of FP17s Relating to Continuations	8	1,909	0.4%	0.9%	0.9%	0.9%
% of Patients satisfied with the dentistry they have received	3	4	N/A	92.9%	93.5%	93.3%
% of Patients satisfied with the time they had to wait for an appointment	1	4	N/A	89.3%	89.1%	88.9%

\* This is based on patients treated on this contract for their most recent course of treatment. Figures in italics indicate the base number of FP17s or Patient Questionnaire responses are less than 100. N/A is shown where the base number of responses is less than 10 during the period. % is calculated as Quantity/Base number\*100

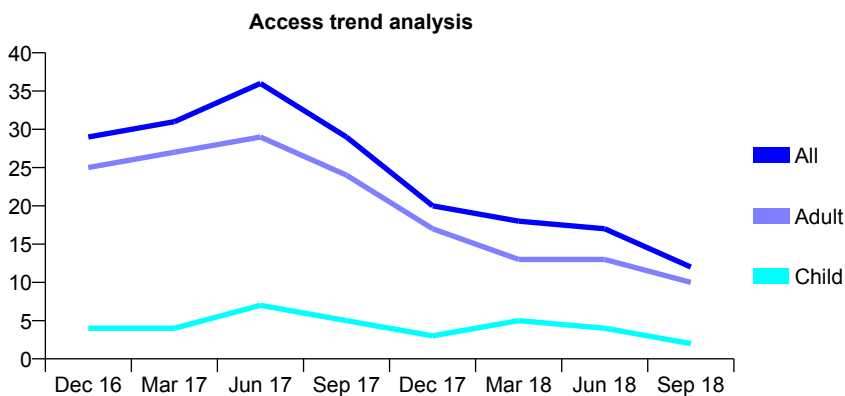
## Q57 - Vital Signs At a Glance Contract Report for 679445/0007 - September 2018

Name or company name	MR M KANGI
Contract type name	GDS Contract
Purpose of contract	General
Contract start date	01/04/2015
Contract end date	

18/19 Contracted general activity (UDA)	46
Carry forward general activity (UDA)	0
18/19 Contracted orthodontic activity (UOA)	0
Carry forward orthodontic activity (UOA)	0
Baseline contract value	£1,410.93

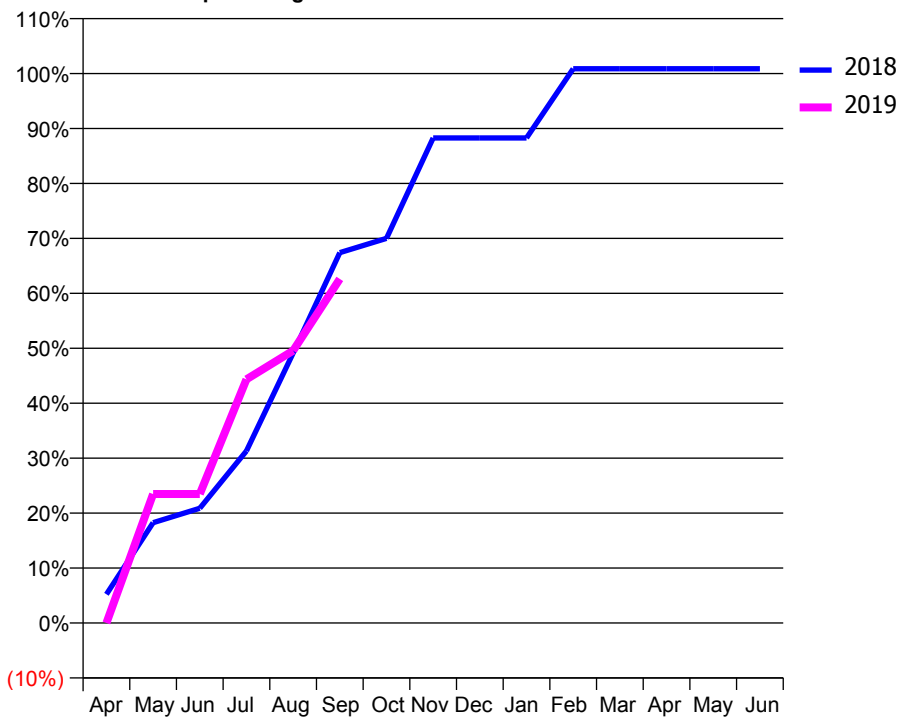
### ACCESS\*

Patients seen in 24 months	Total	Change since previous quarter
Quarter ending September 2017	29	
Quarter ending December 2017	20	↓
Quarter ending March 2018	18	↓
Quarter ending June 2018	17	↓
Quarter ending September 2018	12	↓
<b>Variance since September 2017</b>	<b>(58.6%)</b>	<b>↓</b>



### ACTIVITY

Cumulative percentage of contracted UDA delivered 2018 & 2019



Month	Adjusted Scheduled Activity (UDA)	
	2018	2019
April	2	0
May	8	11
June	10	11
July	14	20
August	23	23
September	31	29
October	32	
November	41	
December	41	
January	41	
February	46	
March	46	
April	46	
May	46	
June	46	

### QUALITY

	Quantity	Base Number	Contract	AT	Region	England
% of FP17s for the same patient ID Re-attending within 3 months - Children	0	2	0.0%	10.0%	11.4%	11.6%
% of FP17s for the same patient ID Re-attending within 3 months - Adults	0	22	0.0%	14.3%	15.0%	15.5%
% of FP17s for the same patient ID Re-attending between 3 & 9 months - Children	0	2	0.0%	56.4%	59.9%	58.8%
% of FP17s for the same patient ID Re-attending between 3 & 9 months - Adults	0	22	0.0%	50.1%	52.0%	51.1%
% of FP17s for Band 1 Urgent Courses	24	24	100.0%	8.5%	8.0%	9.0%
% of FP17s Relating to Free Repair or Replacements	0	24	0.0%	0.7%	0.8%	0.8%
% of FP17s Relating to Continuations	0	24	0.0%	0.9%	0.9%	0.9%
% of Patients satisfied with the dentistry they have received	0	0	N/A	92.9%	93.5%	93.3%
% of Patients satisfied with the time they had to wait for an appointment	0	0	N/A	89.3%	89.1%	88.9%

\* This is based on patients treated on this contract for their most recent course of treatment. Figures in italics indicate the base number of FP17s or Patient Questionnaire responses are less than 100. N/A is shown where the base number of responses is less than 10 during the period. % is calculated as Quantity/Base number\*100

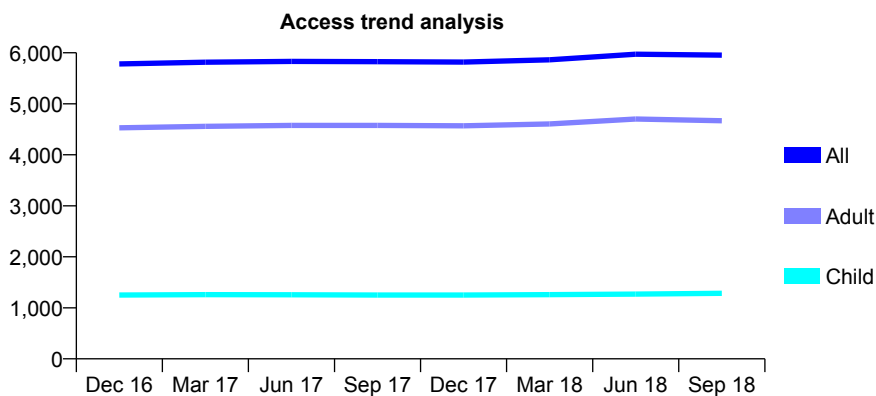
## Q57 - Vital Signs At a Glance Contract Report for 684007/0001 - September 2018

Name or company name	MR EL SCHNEL
Contract type name	GDS Contract
Purpose of contract	General
Contract start date	01/04/2006
Contract end date	

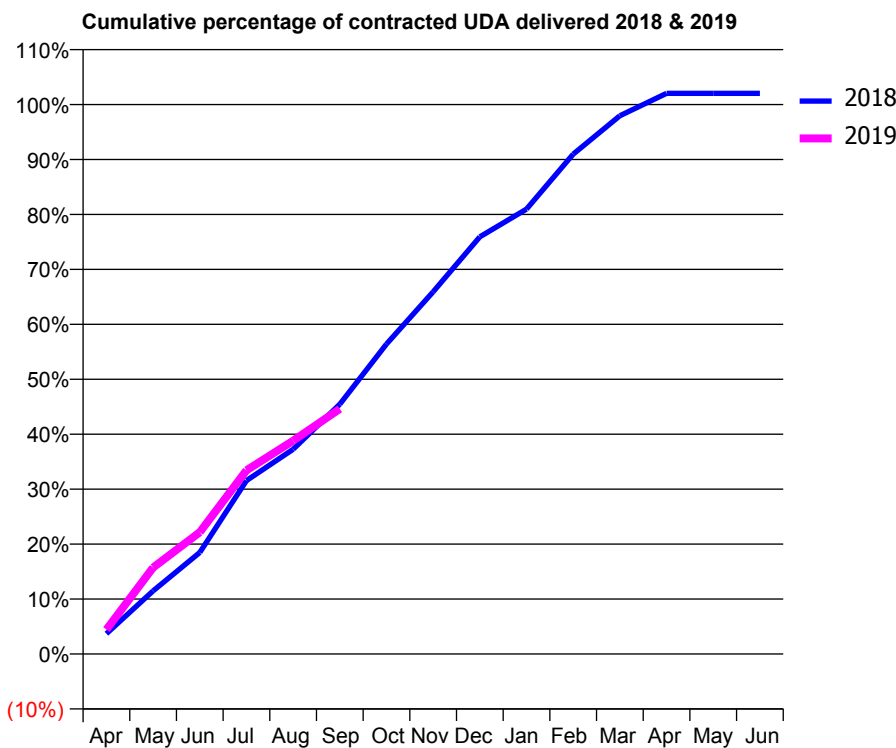
18/19 Contracted general activity (UDA)	16,250
Carry forward general activity (UDA)	0
18/19 Contracted orthodontic activity (UOA)	0
Carry forward orthodontic activity (UOA)	0
Baseline contract value	£515,108.31

### ACCESS\*

Patients seen in 24 months	Total	Change since previous quarter
Quarter ending September 2017	5,826	
Quarter ending December 2017	5,818	→
Quarter ending March 2018	5,864	→
Quarter ending June 2018	5,972	→
Quarter ending September 2018	5,953	→
<b>Variance since September 2017</b>	<b>2.2%</b>	<b>↑</b>



### ACTIVITY



Adjusted Scheduled Activity (UDA)		
Month	2018	2019
April	603	725
May	1,867	2,558
June	3,004	3,603
July	5,126	5,431
August	6,054	6,306
September	7,388	7,251
October	9,166	
November	10,711	
December	12,338	
January	13,156	
February	14,782	
March	15,916	
April	16,581	
May	16,581	
June	16,581	

### QUALITY

	Quantity	Base Number	Contract	AT	Region	England
% of FP17s for the same patient ID Re-attending within 3 months - Children	44	945	4.7%	10.0%	11.4%	11.6%
% of FP17s for the same patient ID Re-attending within 3 months - Adults	449	2,947	15.2%	14.3%	15.0%	15.5%
% of FP17s for the same patient ID Re-attending between 3 & 9 months - Children	524	945	55.4%	56.4%	59.9%	58.8%
% of FP17s for the same patient ID Re-attending between 3 & 9 months - Adults	1,454	2,947	49.3%	50.1%	52.0%	51.1%
% of FP17s for Band 1 Urgent Courses	238	3,603	6.6%	8.5%	8.0%	9.0%
% of FP17s Relating to Free Repair or Replacements	31	3,603	0.9%	0.7%	0.8%	0.8%
% of FP17s Relating to Continuations	39	3,603	1.1%	0.9%	0.9%	0.9%
% of Patients satisfied with the dentistry they have received	4	4	N/A	92.9%	93.5%	93.3%
% of Patients satisfied with the time they had to wait for an appointment	4	4	N/A	89.3%	89.1%	88.9%

\* This is based on patients treated on this contract for their most recent course of treatment. Figures in italics indicate the base number of FP17s or Patient Questionnaire responses are less than 100. N/A is shown where the base number of responses is less than 10 during the period. % is calculated as Quantity/Base number\*100

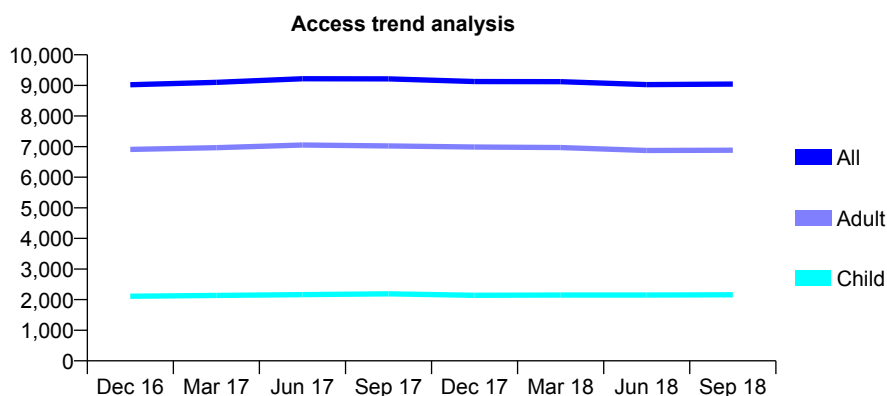
## Q57 - Vital Signs At a Glance Contract Report for 685364/0002 - September 2018

Name or company name	MRS G SENNIK
Contract type name	GDS Contract
Purpose of contract	General
Contract start date	01/04/2006
Contract end date	

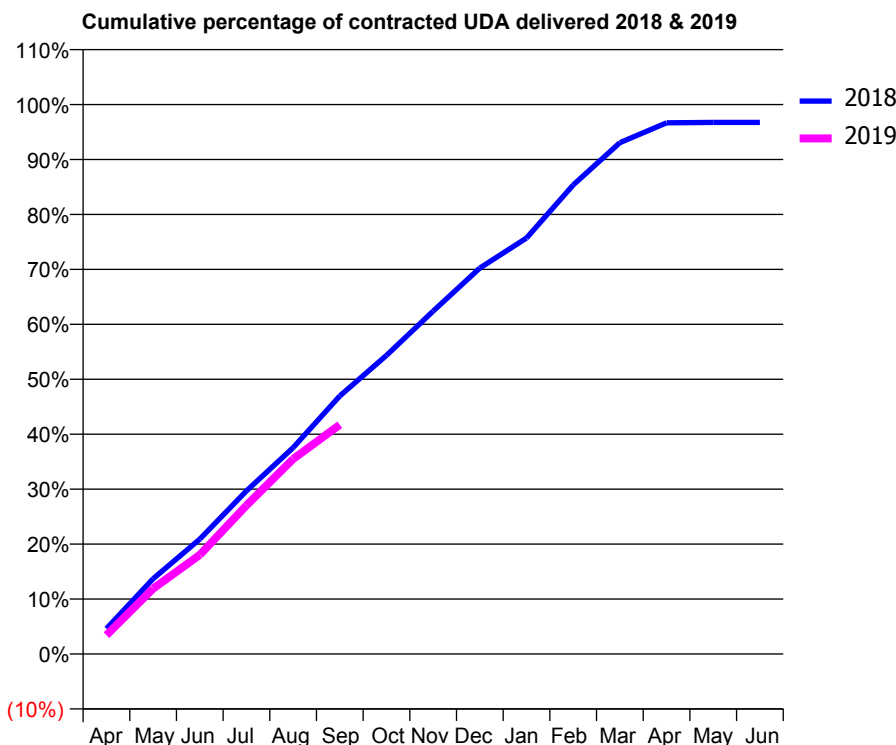
18/19 Contracted general activity (UDA)	28,017
Carry forward general activity (UDA)	0
18/19 Contracted orthodontic activity (UOA)	0
Carry forward orthodontic activity (UOA)	0
Baseline contract value	£848,392.92

### ACCESS\*

Patients seen in 24 months	Total	Change since previous quarter
Quarter ending September 2017	9,212	
Quarter ending December 2017	9,128	→
Quarter ending March 2018	9,122	→
Quarter ending June 2018	9,024	↓
Quarter ending September 2018	9,042	→
<b>Variance since September 2017</b>	<b>(1.8%)</b>	<b>↓</b>



### ACTIVITY



Adjusted Scheduled Activity (UDA)		
Month	2018	2019
April	1,297	960
May	3,835	3,335
June	5,856	5,057
July	8,317	7,576
August	10,524	9,941
September	13,157	11,691
October	15,229	
November	17,483	
December	19,681	
January	21,208	
February	23,918	
March	26,069	
April	27,086	
May	27,103	
June	27,102	

### QUALITY

	Quantity	Base Number	Contract	AT	Region	England
% of FP17s for the same patient ID Re-attending within 3 months - Children	71	1,357	5.2%	10.0%	11.4%	11.6%
% of FP17s for the same patient ID Re-attending within 3 months - Adults	490	4,116	11.9%	14.3%	15.0%	15.5%
% of FP17s for the same patient ID Re-attending between 3 & 9 months - Children	768	1,357	56.6%	56.4%	59.9%	58.8%
% of FP17s for the same patient ID Re-attending between 3 & 9 months - Adults	2,125	4,116	51.6%	50.1%	52.0%	51.1%
% of FP17s for Band 1 Urgent Courses	486	5,083	9.6%	8.5%	8.0%	9.0%
% of FP17s Relating to Free Repair or Replacements	39	5,083	0.8%	0.7%	0.8%	0.8%
% of FP17s Relating to Continuations	28	5,083	0.6%	0.9%	0.9%	0.9%
% of Patients satisfied with the dentistry they have received	6	8	N/A	92.9%	93.5%	93.3%
% of Patients satisfied with the time they had to wait for an appointment	7	8	N/A	89.3%	89.1%	88.9%

\* This is based on patients treated on this contract for their most recent course of treatment. Figures in italics indicate the base number of FP17s or Patient Questionnaire responses are less than 100. N/A is shown where the base number of responses is less than 10 during the period. % is calculated as Quantity/Base number\*100

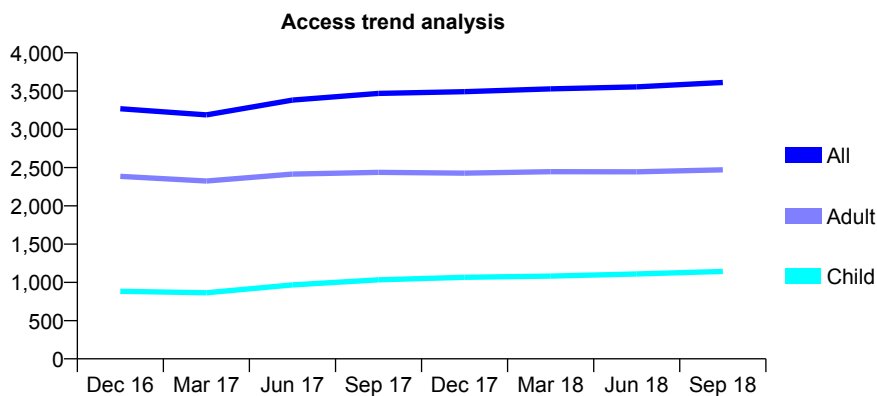
## Q57 - Vital Signs At a Glance Contract Report for 686212/0001 - September 2018

Name or company name	MISS IO AMRORE
Contract type name	GDS Contract
Purpose of contract	General
Contract start date	01/04/2006
Contract end date	

18/19 Contracted general activity (UDA)	8,814
Carry forward general activity (UDA)	0
18/19 Contracted orthodontic activity (UOA)	0
Carry forward orthodontic activity (UOA)	0
Baseline contract value	£221,754.53

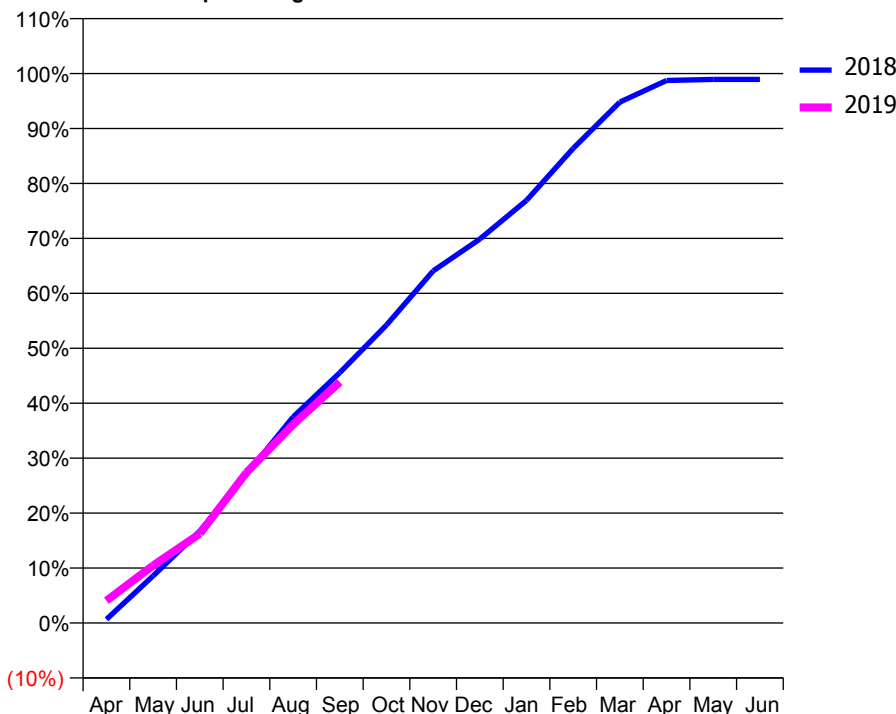
### ACCESS\*

Patients seen in 24 months	Total	Change since previous quarter
Quarter ending September 2017	3,469	
Quarter ending December 2017	3,492	→
Quarter ending March 2018	3,528	→
Quarter ending June 2018	3,554	→
Quarter ending September 2018	3,613	→
<b>Variance since September 2017</b>	<b>4.2%</b>	<b>↑</b>



### ACTIVITY

Cumulative percentage of contracted UDA delivered 2018 & 2019



Adjusted Scheduled Activity (UDA)

Month	2018	2019
April	59	359
May	757	923
June	1,474	1,432
July	2,389	2,415
August	3,306	3,185
September	4,016	3,864
October	4,780	
November	5,649	
December	6,159	
January	6,779	
February	7,613	
March	8,355	
April	8,702	
May	8,719	
June	8,719	

### QUALITY

	Quantity	Base Number	Contract	AT	Region	England
% of FP17s for the same patient ID Re-attending within 3 months - Children	54	638	8.5%	10.0%	11.4%	11.6%
% of FP17s for the same patient ID Re-attending within 3 months - Adults	191	1,337	14.3%	14.3%	15.0%	15.5%
% of FP17s for the same patient ID Re-attending between 3 & 9 months - Children	227	638	35.6%	56.4%	59.9%	58.8%
% of FP17s for the same patient ID Re-attending between 3 & 9 months - Adults	479	1,337	35.8%	50.1%	52.0%	51.1%
% of FP17s for Band 1 Urgent Courses	238	1,829	13.0%	8.5%	8.0%	9.0%
% of FP17s Relating to Free Repair or Replacements	9	1,829	0.5%	0.7%	0.8%	0.8%
% of FP17s Relating to Continuations	10	1,829	0.5%	0.9%	0.9%	0.9%
% of Patients satisfied with the dentistry they have received	1	2	N/A	92.9%	93.5%	93.3%
% of Patients satisfied with the time they had to wait for an appointment	2	2	N/A	89.3%	89.1%	88.9%

\* This is based on patients treated on this contract for their most recent course of treatment. Figures in italics indicate the base number of FP17s or Patient Questionnaire responses are less than 100. N/A is shown where the base number of responses is less than 10 during the period. % is calculated as Quantity/Base number\*100



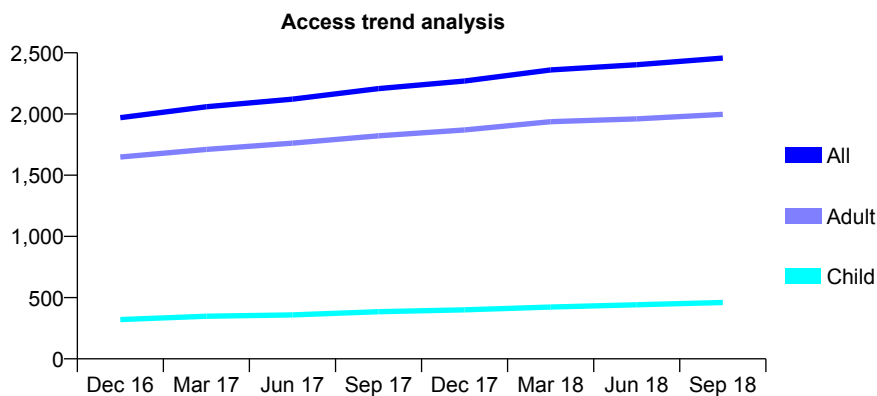
## Q57 - Vital Signs At a Glance Contract Report for 691968/0001 - September 2018

Name or company name	The Hollies Dental Practice
Contract type name	GDS Contract
Purpose of contract	General
Contract start date	01/05/2012
Contract end date	

18/19 Contracted general activity (UDA)	8,676
Carry forward general activity (UDA)	0
18/19 Contracted orthodontic activity (UOA)	0
Carry forward orthodontic activity (UOA)	0
Baseline contract value	£201,126.97

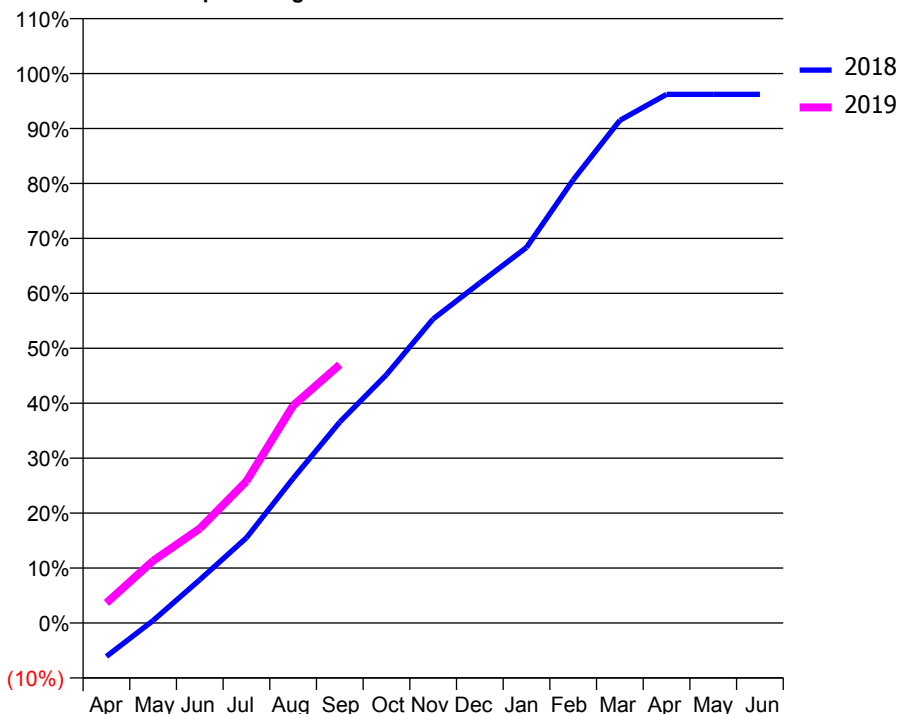
### ACCESS\*

Patients seen in 24 months	Total	Change since previous quarter
Quarter ending September 2017	2,207	
Quarter ending December 2017	2,270	↑
Quarter ending March 2018	2,360	↑
Quarter ending June 2018	2,402	→
Quarter ending September 2018	2,457	↑
<b>Variance since September 2017</b>	<b>11.3%</b>	<b>↑</b>



### ACTIVITY

Cumulative percentage of contracted UDA delivered 2018 & 2019



Month	Adjusted Scheduled Activity (UDA)	
	2018	2019
April	-529	316
May	39	983
June	684	1,491
July	1,347	2,240
August	2,283	3,432
September	3,174	4,080
October	3,921	
November	4,801	
December	5,370	
January	5,929	
February	6,997	
March	7,936	
April	8,348	
May	8,348	
June	8,347	

### QUALITY

	Quantity	Base Number	Contract	AT	Region	England
% of FP17s for the same patient ID Re-attending within 3 months - Children	32	369	8.7%	10.0%	11.4%	11.6%
% of FP17s for the same patient ID Re-attending within 3 months - Adults	265	1,493	17.7%	14.3%	15.0%	15.5%
% of FP17s for the same patient ID Re-attending between 3 & 9 months - Children	222	369	60.2%	56.4%	59.9%	58.8%
% of FP17s for the same patient ID Re-attending between 3 & 9 months - Adults	854	1,493	57.2%	50.1%	52.0%	51.1%
% of FP17s for Band 1 Urgent Courses	145	1,703	8.5%	8.5%	8.0%	9.0%
% of FP17s Relating to Free Repair or Replacements	24	1,703	1.4%	0.7%	0.8%	0.8%
% of FP17s Relating to Continuations	16	1,703	0.9%	0.9%	0.9%	0.9%
% of Patients satisfied with the dentistry they have received	10	10	100.0%	92.9%	93.5%	93.3%
% of Patients satisfied with the time they had to wait for an appointment	10	10	100.0%	89.3%	89.1%	88.9%

\* This is based on patients treated on this contract for their most recent course of treatment. Figures in italics indicate the base number of FP17s or Patient Questionnaire responses are less than 100. N/A is shown where the base number of responses is less than 10 during the period. % is calculated as Quantity/Base number\*100

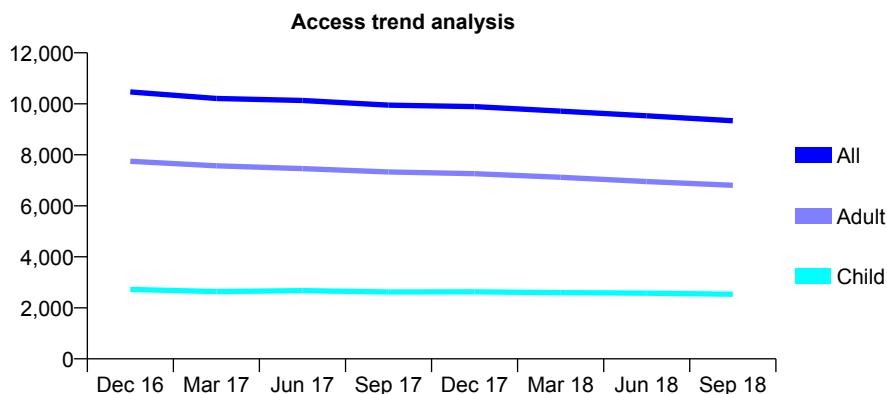
## Q57 - Vital Signs At a Glance Contract Report for 694444/0001 - September 2018

Name or company name	MR AA MOHSENI
Contract type name	GDS Contract
Purpose of contract	General
Contract start date	01/11/2007
Contract end date	

18/19 Contracted general activity (UDA)	29,350
Carry forward general activity (UDA)	0
18/19 Contracted orthodontic activity (UOA)	0
Carry forward orthodontic activity (UOA)	0
Baseline contract value	£701,636.62

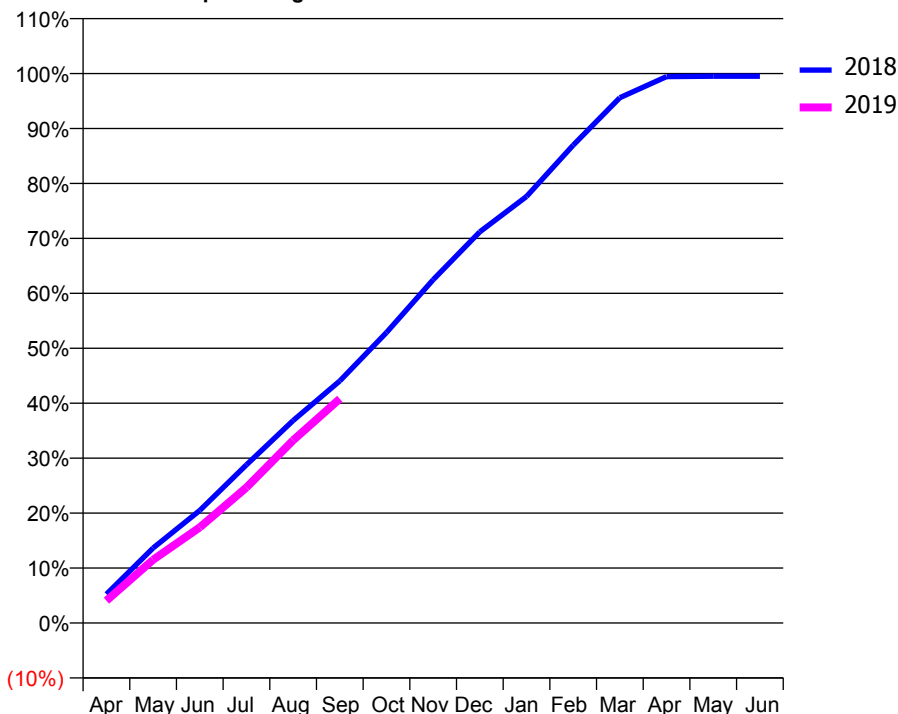
### ACCESS\*

Patients seen in 24 months	Total	Change since previous quarter
Quarter ending September 2017	9,947	
Quarter ending December 2017	9,888	→
Quarter ending March 2018	9,715	↓
Quarter ending June 2018	9,529	↓
Quarter ending September 2018	9,335	↓
<b>Variance since September 2017</b>	<b>(6.2%)</b>	<b>↓</b>



### ACTIVITY

Cumulative percentage of contracted UDA delivered 2018 & 2019



Adjusted Scheduled Activity (UDA)

Month	2018	2019
April	1,541	1,195
May	4,007	3,380
June	6,018	5,109
July	8,451	7,238
August	10,813	9,758
September	12,929	11,974
October	15,517	
November	18,333	
December	20,894	
January	22,779	
February	25,520	
March	28,055	
April	29,181	
May	29,203	
June	29,207	

### QUALITY

	Quantity	Base Number	Contract	AT	Region	England
% of FP17s for the same patient ID Re-attending within 3 months - Children	113	1,811	6.2%	10.0%	11.4%	11.6%
% of FP17s for the same patient ID Re-attending within 3 months - Adults	706	4,547	15.5%	14.3%	15.0%	15.5%
% of FP17s for the same patient ID Re-attending between 3 & 9 months - Children	1,133	1,811	62.6%	56.4%	59.9%	58.8%
% of FP17s for the same patient ID Re-attending between 3 & 9 months - Adults	2,423	4,547	53.3%	50.1%	52.0%	51.1%
% of FP17s for Band 1 Urgent Courses	495	5,891	8.4%	8.5%	8.0%	9.0%
% of FP17s Relating to Free Repair or Replacements	54	5,891	0.9%	0.7%	0.8%	0.8%
% of FP17s Relating to Continuations	128	5,891	2.2%	0.9%	0.9%	0.9%
% of Patients satisfied with the dentistry they have received	5	5	N/A	92.9%	93.5%	93.3%
% of Patients satisfied with the time they had to wait for an appointment	4	5	N/A	89.3%	89.1%	88.9%

\* This is based on patients treated on this contract for their most recent course of treatment. Figures in italics indicate the base number of FP17s or Patient Questionnaire responses are less than 100. N/A is shown where the base number of responses is less than 10 during the period. % is calculated as Quantity/Base number\*100

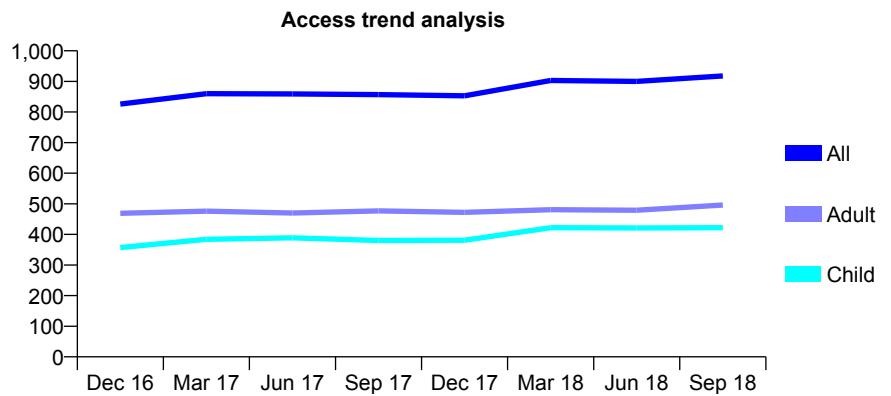
## Q57 - Vital Signs At a Glance Contract Report for 731358/0002 - September 2018

Name or company name	Aveley Dental Surgery
Contract type name	GDS Contract
Purpose of contract	General
Contract start date	01/04/2009
Contract end date	

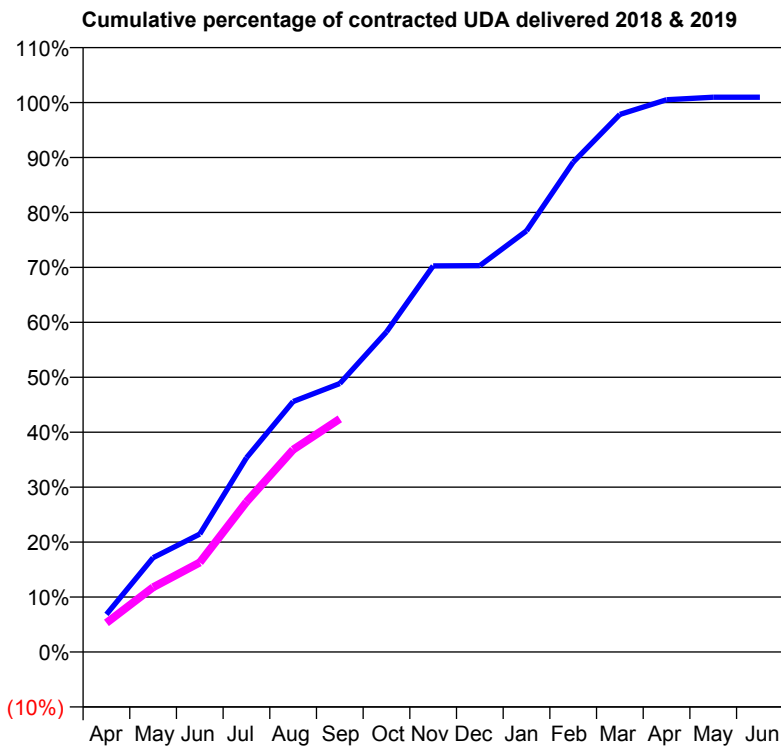
18/19 Contracted general activity (UDA)	1,800
Carry forward general activity (UDA)	0
18/19 Contracted orthodontic activity (UOA)	0
Carry forward orthodontic activity (UOA)	0
Baseline contract value	£43,931.02

### ACCESS\*

Patients seen in 24 months	Total	Change since previous quarter
Quarter ending September 2017	857	
Quarter ending December 2017	853	→
Quarter ending March 2018	903	↑
Quarter ending June 2018	900	→
Quarter ending September 2018	918	↑
<b>Variance since September 2017</b>	<b>7.1%</b>	<b>↑</b>



### ACTIVITY



Adjusted Scheduled Activity (UDA)		
Month	2018	2019
April	123	96
May	309	212
June	386	293
July	636	492
August	821	663
September	880	764
October	1,049	
November	1,265	
December	1,266	
January	1,380	
February	1,605	
March	1,761	
April	1,809	
May	1,817	
June	1,817	

### QUALITY

	Quantity	Base Number	Contract	AT	Region	England
% of FP17s for the same patient ID Re-attending within 3 months - Children	8	198	4.0%	10.0%	11.4%	11.6%
% of FP17s for the same patient ID Re-attending within 3 months - Adults	31	221	14.0%	14.3%	15.0%	15.5%
% of FP17s for the same patient ID Re-attending between 3 & 9 months - Children	66	198	33.3%	56.4%	59.9%	58.8%
% of FP17s for the same patient ID Re-attending between 3 & 9 months - Adults	48	221	21.7%	50.1%	52.0%	51.1%
% of FP17s for Band 1 Urgent Courses	14	387	3.6%	8.5%	8.0%	9.0%
% of FP17s Relating to Free Repair or Replacements	0	387	0.0%	0.7%	0.8%	0.8%
% of FP17s Relating to Continuations	4	387	1.0%	0.9%	0.9%	0.9%
% of Patients satisfied with the dentistry they have received	1	1	N/A	92.9%	93.5%	93.3%
% of Patients satisfied with the time they had to wait for an appointment	1	1	N/A	89.3%	89.1%	88.9%

\* This is based on patients treated on this contract for their most recent course of treatment. Figures in italics indicate the base number of FP17s or Patient Questionnaire responses are less than 100. N/A is shown where the base number of responses is less than 10 during the period. % is calculated as Quantity/Base number\*100

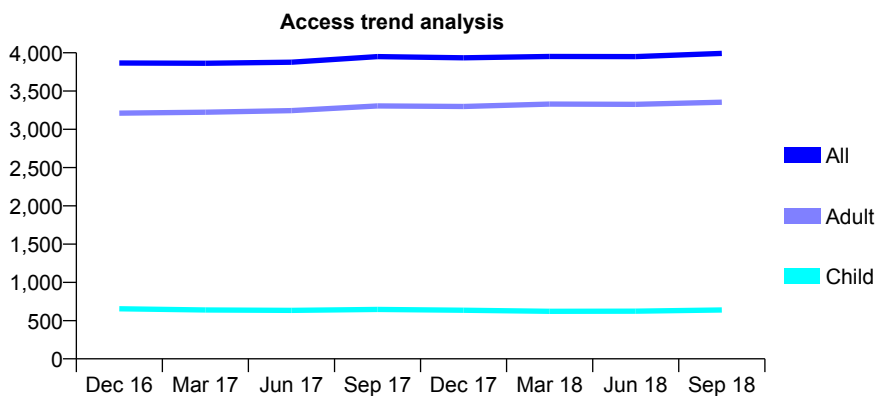
## Q57 - Vital Signs At a Glance Contract Report for 732265/0001 - September 2018

Name or company name	MR ND RANKIN
Contract type name	GDS Contract
Purpose of contract	General
Contract start date	01/04/2006
Contract end date	

18/19 Contracted general activity (UDA)	9,401
Carry forward general activity (UDA)	0
18/19 Contracted orthodontic activity (UOA)	0
Carry forward orthodontic activity (UOA)	0
Baseline contract value	£201,241.02

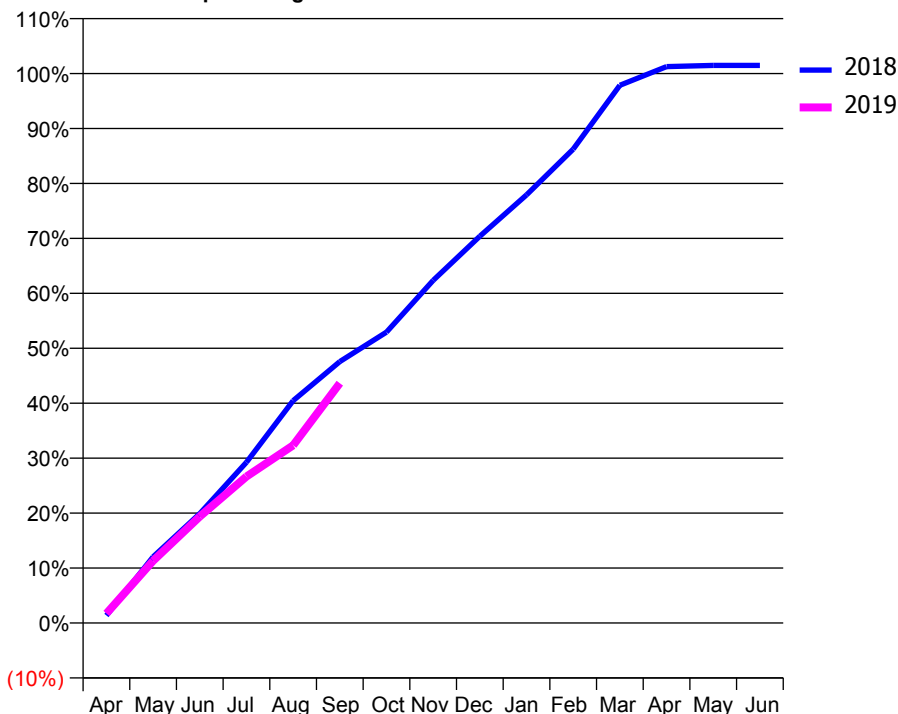
### ACCESS\*

Patients seen in 24 months	Total	Change since previous quarter
Quarter ending September 2017	3,951	
Quarter ending December 2017	3,934	→
Quarter ending March 2018	3,952	→
Quarter ending June 2018	3,950	→
Quarter ending September 2018	3,993	→
<b>Variance since September 2017</b>	<b>1.1%</b>	<b>→</b>



### ACTIVITY

Cumulative percentage of contracted UDA delivered 2018 & 2019



Month	Adjusted Scheduled Activity (UDA)	
	2018	2019
April	128	162
May	1,134	1,065
June	1,872	1,823
July	2,749	2,506
August	3,804	3,039
September	4,472	4,104
October	4,976	
November	5,861	
December	6,618	
January	7,324	
February	8,106	
March	9,199	
April	9,518	
May	9,539	
June	9,539	

### QUALITY

	Quantity	Base Number	Contract	AT	Region	England
% of FP17s for the same patient ID Re-attending within 3 months - Children	28	379	7.4%	10.0%	11.4%	11.6%
% of FP17s for the same patient ID Re-attending within 3 months - Adults	272	1,967	13.8%	14.3%	15.0%	15.5%
% of FP17s for the same patient ID Re-attending between 3 & 9 months - Children	162	379	42.7%	56.4%	59.9%	58.8%
% of FP17s for the same patient ID Re-attending between 3 & 9 months - Adults	786	1,967	40.0%	50.1%	52.0%	51.1%
% of FP17s for Band 1 Urgent Courses	126	2,196	5.7%	8.5%	8.0%	9.0%
% of FP17s Relating to Free Repair or Replacements	17	2,196	0.8%	0.7%	0.8%	0.8%
% of FP17s Relating to Continuations	26	2,196	1.2%	0.9%	0.9%	0.9%
% of Patients satisfied with the dentistry they have received	7	7	N/A	92.9%	93.5%	93.3%
% of Patients satisfied with the time they had to wait for an appointment	7	7	N/A	89.3%	89.1%	88.9%

\* This is based on patients treated on this contract for their most recent course of treatment. Figures in italics indicate the base number of FP17s or Patient Questionnaire responses are less than 100. N/A is shown where the base number of responses is less than 10 during the period. % is calculated as Quantity/Base number\*100

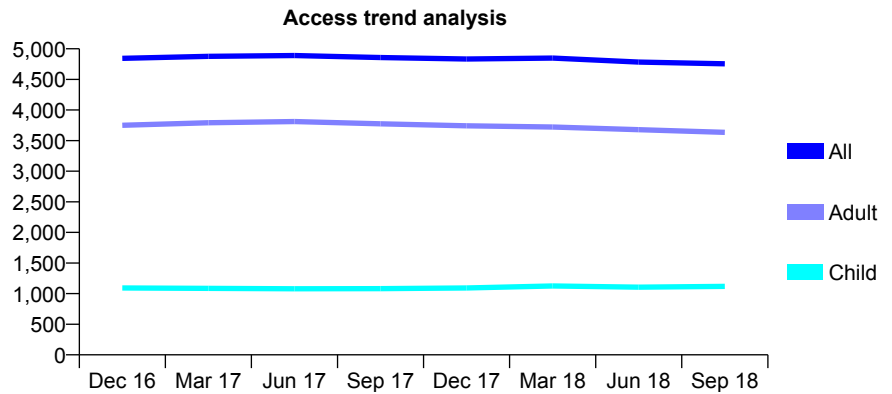
## Q57 - Vital Signs At a Glance Contract Report for 738131/0001 - September 2018

Name or company name	MR FM LUTTERODT
Contract type name	GDS Contract
Purpose of contract	General
Contract start date	01/04/2006
Contract end date	

18/19 Contracted general activity (UDA)	13,688
Carry forward general activity (UDA)	0
18/19 Contracted orthodontic activity (UOA)	0
Carry forward orthodontic activity (UOA)	0
Baseline contract value	£453,443.04

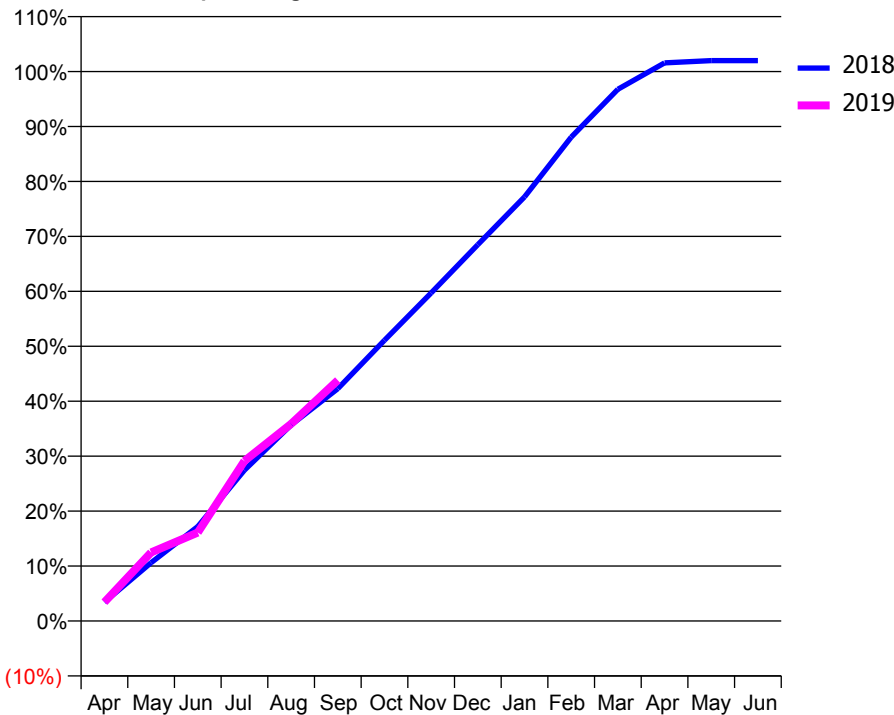
### ACCESS\*

Patients seen in 24 months	Total	Change since previous quarter
Quarter ending September 2017	4,857	
Quarter ending December 2017	4,834	→
Quarter ending March 2018	4,848	→
Quarter ending June 2018	4,783	↓
Quarter ending September 2018	4,754	→
<b>Variance since September 2017</b>	<b>(2.1%)</b>	<b>↓</b>



### ACTIVITY

Cumulative percentage of contracted UDA delivered 2018 & 2019



Month	Adjusted Scheduled Activity (UDA)	
	2018	2019
April	469	470
May	1,453	1,708
June	2,354	2,203
July	3,757	3,988
August	4,886	4,910
September	5,788	5,998
October	6,992	
November	8,172	
December	9,374	
January	10,566	
February	12,053	
March	13,245	
April	13,904	
May	13,959	
June	13,959	

### QUALITY

	Quantity	Base Number	Contract	AT	Region	England
% of FP17s for the same patient ID Re-attending within 3 months - Children	36	734	4.9%	10.0%	11.4%	11.6%
% of FP17s for the same patient ID Re-attending within 3 months - Adults	331	2,561	12.9%	14.3%	15.0%	15.5%
% of FP17s for the same patient ID Re-attending between 3 & 9 months - Children	422	734	57.5%	56.4%	59.9%	58.8%
% of FP17s for the same patient ID Re-attending between 3 & 9 months - Adults	1,588	2,561	62.0%	50.1%	52.0%	51.1%
% of FP17s for Band 1 Urgent Courses	146	2,996	4.9%	8.5%	8.0%	9.0%
% of FP17s Relating to Free Repair or Replacements	17	2,996	0.6%	0.7%	0.8%	0.8%
% of FP17s Relating to Continuations	28	2,996	0.9%	0.9%	0.9%	0.9%
% of Patients satisfied with the dentistry they have received	0	0	N/A	92.9%	93.5%	93.3%
% of Patients satisfied with the time they had to wait for an appointment	0	0	N/A	89.3%	89.1%	88.9%

\* This is based on patients treated on this contract for their most recent course of treatment. Figures in italics indicate the base number of FP17s or Patient Questionnaire responses are less than 100. N/A is shown where the base number of responses is less than 10 during the period. % is calculated as Quantity/Base number\*100

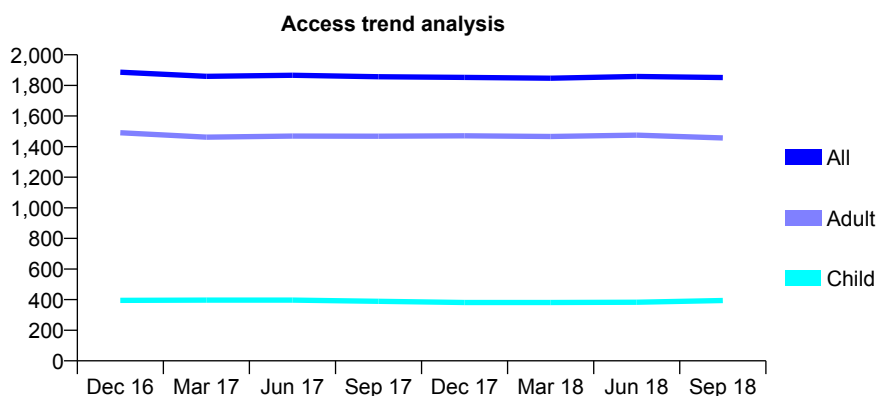
## Q57 - Vital Signs At a Glance Contract Report for 738476/0001 - September 2018

Name or company name	MR J VAPIWALA
Contract type name	GDS Contract
Purpose of contract	General
Contract start date	01/04/2006
Contract end date	

18/19 Contracted general activity (UDA)	6,898
Carry forward general activity (UDA)	0
18/19 Contracted orthodontic activity (UOA)	0
Carry forward orthodontic activity (UOA)	0
Baseline contract value	£192,246.72

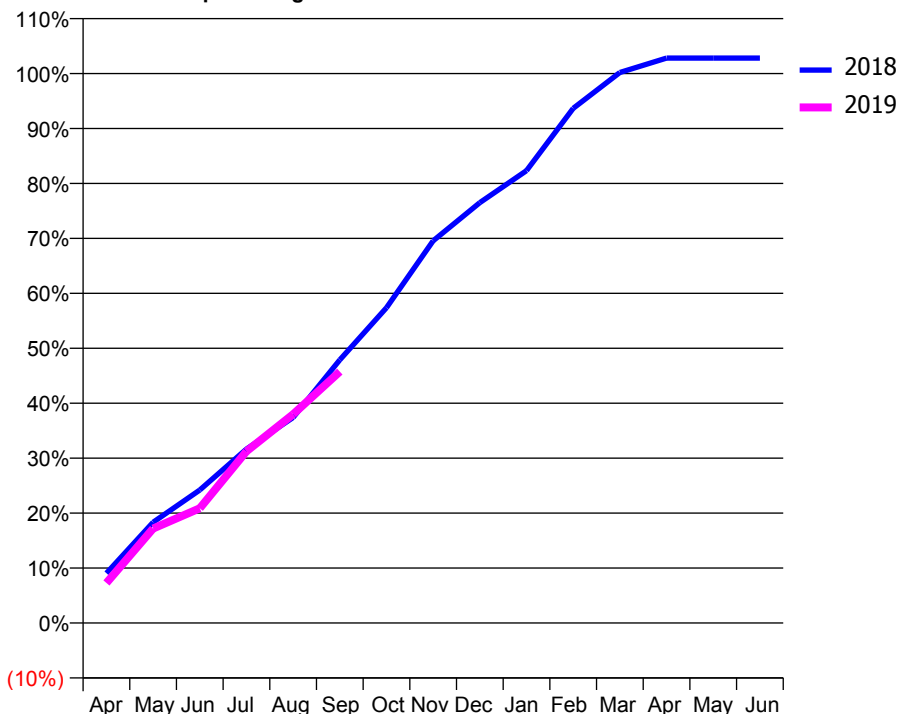
### ACCESS\*

Patients seen in 24 months	Total	Change since previous quarter
Quarter ending September 2017	1,857	
Quarter ending December 2017	1,852	→
Quarter ending March 2018	1,847	→
Quarter ending June 2018	1,858	→
Quarter ending September 2018	1,851	→
<b>Variance since September 2017</b>	<b>(0.3%)</b>	→



### ACTIVITY

Cumulative percentage of contracted UDA delivered 2018 & 2019



Adjusted Scheduled Activity (UDA)

Month	2018	2019
April	625	504
May	1,264	1,186
June	1,669	1,441
July	2,183	2,155
August	2,580	2,620
September	3,303	3,156
October	3,958	
November	4,798	
December	5,277	
January	5,678	
February	6,460	
March	6,910	
April	7,091	
May	7,091	
June	7,091	

### QUALITY

	Quantity	Base Number	Contract	AT	Region	England
% of FP17s for the same patient ID Re-attending within 3 months - Children	9	266	3.4%	10.0%	11.4%	11.6%
% of FP17s for the same patient ID Re-attending within 3 months - Adults	162	1,131	14.3%	14.3%	15.0%	15.5%
% of FP17s for the same patient ID Re-attending between 3 & 9 months - Children	163	266	61.3%	56.4%	59.9%	58.8%
% of FP17s for the same patient ID Re-attending between 3 & 9 months - Adults	711	1,131	62.9%	50.1%	52.0%	51.1%
% of FP17s for Band 1 Urgent Courses	97	1,312	7.4%	8.5%	8.0%	9.0%
% of FP17s Relating to Free Repair or Replacements	43	1,312	3.3%	0.7%	0.8%	0.8%
% of FP17s Relating to Continuations	67	1,312	5.1%	0.9%	0.9%	0.9%
% of Patients satisfied with the dentistry they have received	2	2	N/A	92.9%	93.5%	93.3%
% of Patients satisfied with the time they had to wait for an appointment	2	2	N/A	89.3%	89.1%	88.9%

\* This is based on patients treated on this contract for their most recent course of treatment. Figures in italics indicate the base number of FP17s or Patient Questionnaire responses are less than 100. N/A is shown where the base number of responses is less than 10 during the period. % is calculated as Quantity/Base number\*100

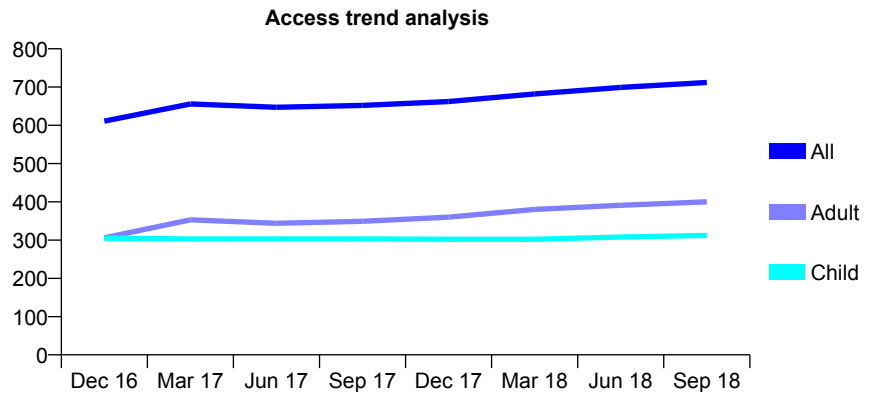
## Q57 - Vital Signs At a Glance Contract Report for 741981/0001 - September 2018

Name or company name	MRS K VINCENT
Contract type name	GDS Contract
Purpose of contract	General
Contract start date	01/05/2007
Contract end date	

18/19 Contracted general activity (UDA)	1,912
Carry forward general activity (UDA)	0
18/19 Contracted orthodontic activity (UOA)	0
Carry forward orthodontic activity (UOA)	0
Baseline contract value	£54,868.59

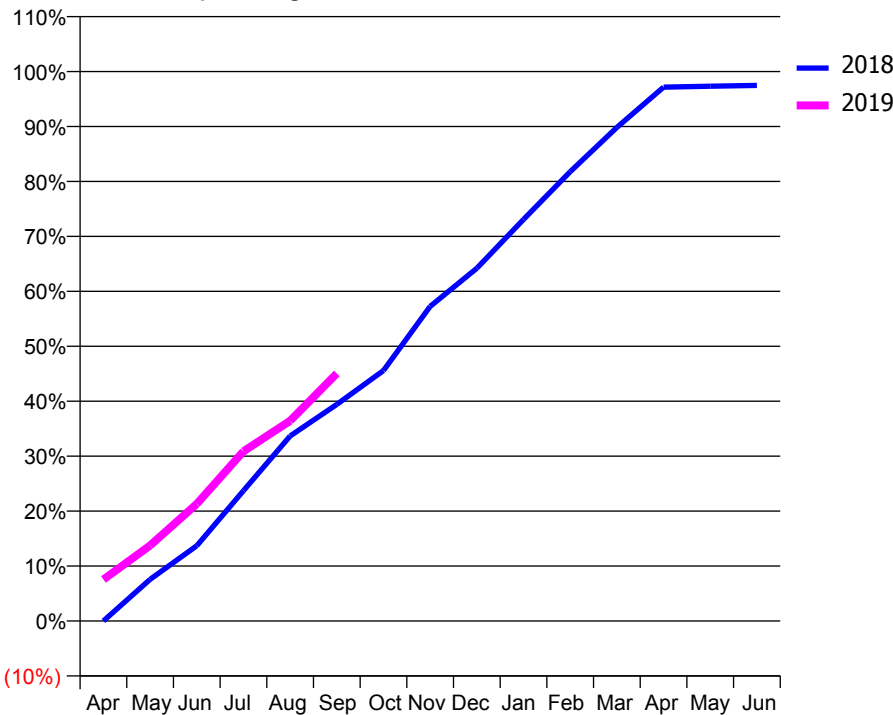
### ACCESS\*

Patients seen in 24 months	Total	Change since previous quarter
Quarter ending September 2017	652	
Quarter ending December 2017	662	→
Quarter ending March 2018	682	↑
Quarter ending June 2018	699	↑
Quarter ending September 2018	712	→
<b>Variance since September 2017</b>	<b>9.2%</b>	<b>↑</b>



### ACTIVITY

Cumulative percentage of contracted UDA delivered 2018 & 2019



Month	Adjusted Scheduled Activity (UDA)	
	2018	2019
April	0	145
May	145	263
June	262	407
July	454	591
August	644	697
September	754	861
October	872	
November	1,095	
December	1,227	
January	1,397	
February	1,564	
March	1,717	
April	1,858	
May	1,861	
June	1,864	

### QUALITY

	Quantity	Base Number	Contract	AT	Region	England
% of FP17s for the same patient ID Re-attending within 3 months - Children	17	242	7.0%	10.0%	11.4%	11.6%
% of FP17s for the same patient ID Re-attending within 3 months - Adults	40	228	17.5%	14.3%	15.0%	15.5%
% of FP17s for the same patient ID Re-attending between 3 & 9 months - Children	127	242	52.5%	56.4%	59.9%	58.8%
% of FP17s for the same patient ID Re-attending between 3 & 9 months - Adults	84	228	36.8%	50.1%	52.0%	51.1%
% of FP17s for Band 1 Urgent Courses	36	412	8.7%	8.5%	8.0%	9.0%
% of FP17s Relating to Free Repair or Replacements	1	412	0.2%	0.7%	0.8%	0.8%
% of FP17s Relating to Continuations	3	412	0.7%	0.9%	0.9%	0.9%
% of Patients satisfied with the dentistry they have received	1	1	N/A	92.9%	93.5%	93.3%
% of Patients satisfied with the time they had to wait for an appointment	1	1	N/A	89.3%	89.1%	88.9%

\* This is based on patients treated on this contract for their most recent course of treatment. Figures in italics indicate the base number of FP17s or Patient Questionnaire responses are less than 100. N/A is shown where the base number of responses is less than 10 during the period. % is calculated as Quantity/Base number\*100

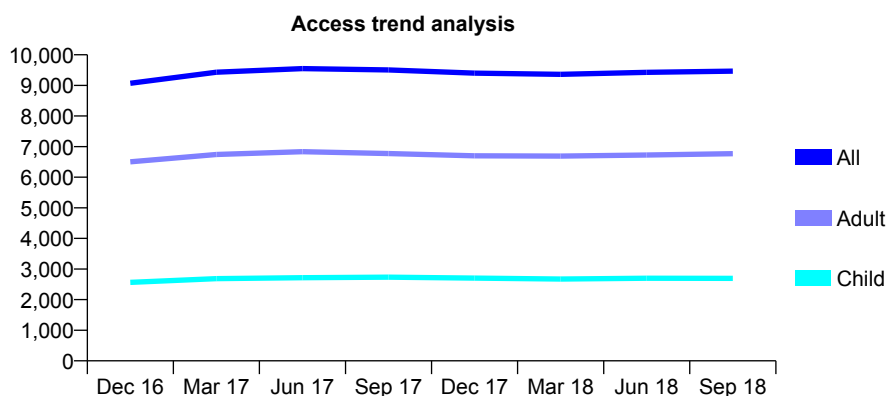
## Q57 - Vital Signs At a Glance Contract Report for 749052/0001 - September 2018

Name or company name	MR HW DIXON
Contract type name	Pilot Contract
Purpose of contract	General
Contract start date	01/04/2006
Contract end date	

18/19 Contracted general activity (UDA)	25,212
Carry forward general activity (UDA)	0
18/19 Contracted orthodontic activity (UOA)	0
Carry forward orthodontic activity (UOA)	0
Baseline contract value	£692,093.62

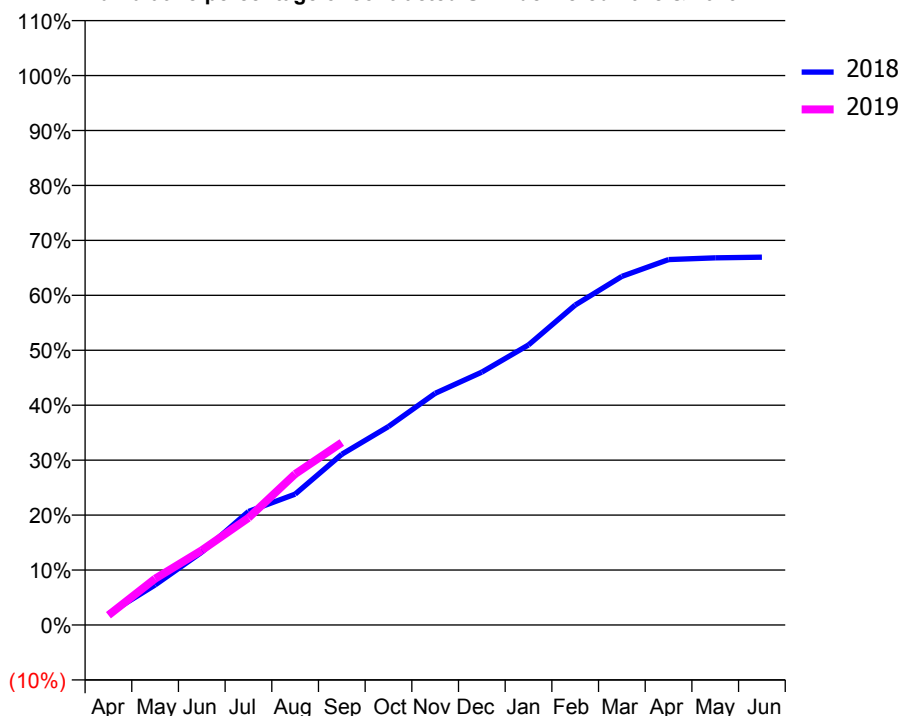
### ACCESS\*

Patients seen in 24 months	Total	Change since previous quarter
Quarter ending September 2017	9,507	
Quarter ending December 2017	9,402	↓
Quarter ending March 2018	9,362	→
Quarter ending June 2018	9,427	→
Quarter ending September 2018	9,466	→
<b>Variance since September 2017</b>	<b>(0.4%)</b>	→



### ACTIVITY

Cumulative percentage of contracted UDA delivered 2018 & 2019



Adjusted Scheduled Activity (UDA)

Month	2018	2019
April	513	453
May	1,838	2,125
June	3,342	3,426
July	5,207	4,914
August	6,003	6,926
September	7,832	8,371
October	9,106	
November	10,631	
December	11,600	
January	12,851	
February	14,683	
March	15,994	
April	16,767	
May	16,849	
June	16,877	

### QUALITY

	Quantity	Base Number	Contract	AT	Region	England
% of FP17s for the same patient ID Re-attending within 3 months - Children	151	1,939	7.8%	10.0%	11.4%	11.6%
% of FP17s for the same patient ID Re-attending within 3 months - Adults	584	4,071	14.3%	14.3%	15.0%	15.5%
% of FP17s for the same patient ID Re-attending between 3 & 9 months - Children	886	1,939	45.7%	56.4%	59.9%	58.8%
% of FP17s for the same patient ID Re-attending between 3 & 9 months - Adults	1,304	4,071	32.0%	50.1%	52.0%	51.1%
% of FP17s for Band 1 Urgent Courses	452	4,851	9.3%	8.5%	8.0%	9.0%
% of FP17s Relating to Free Repair or Replacements	28	4,851	0.6%	0.7%	0.8%	0.8%
% of FP17s Relating to Continuations	1	4,851	0.0%	0.9%	0.9%	0.9%
% of Patients satisfied with the dentistry they have received	4	5	N/A	92.9%	93.5%	93.3%
% of Patients satisfied with the time they had to wait for an appointment	3	5	N/A	89.3%	89.1%	88.9%

\* This is based on patients treated on this contract for their most recent course of treatment. Figures in italics indicate the base number of FP17s or Patient Questionnaire responses are less than 100. N/A is shown where the base number of responses is less than 10 during the period. % is calculated as Quantity/Base number\*100



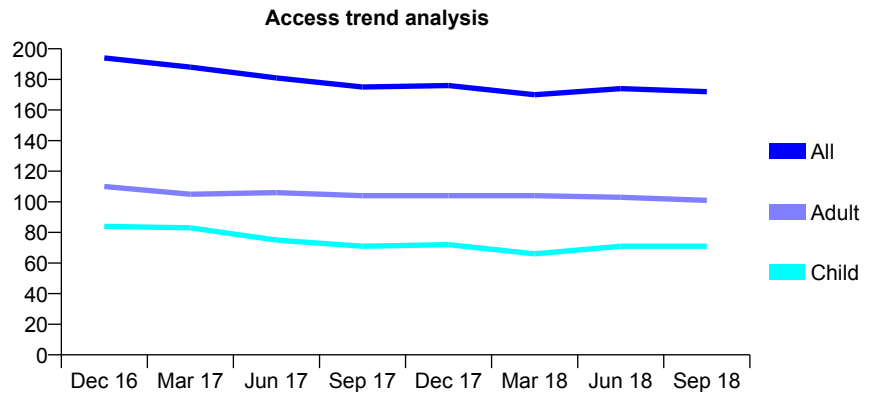
## Q57 - Vital Signs At a Glance Contract Report for 754684/0001 - September 2018

Name or company name	MRS SK RANA
Contract type name	GDS Contract
Purpose of contract	General
Contract start date	01/04/2006
Contract end date	

18/19 Contracted general activity (UDA)	700
Carry forward general activity (UDA)	0
18/19 Contracted orthodontic activity (UOA)	0
Carry forward orthodontic activity (UOA)	0
Baseline contract value	£17,918.97

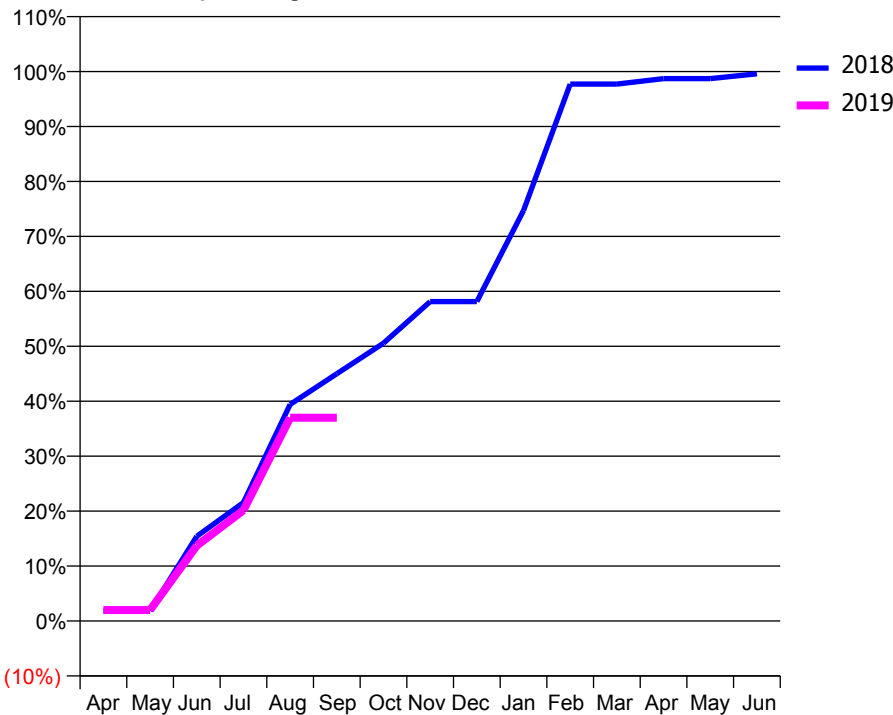
### ACCESS\*

Patients seen in 24 months	Total	Change since previous quarter
Quarter ending September 2017	175	
Quarter ending December 2017	176	→
Quarter ending March 2018	170	↓
Quarter ending June 2018	174	↑
Quarter ending September 2018	172	↓
<b>Variance since September 2017</b>	<b>(1.7%)</b>	<b>↓</b>



### ACTIVITY

Cumulative percentage of contracted UDA delivered 2018 & 2019



Month	Adjusted Scheduled Activity (UDA)	
	2018	2019
April	13	14
May	13	14
June	108	96
July	151	141
August	276	259
September	315	259
October	354	
November	407	
December	407	
January	523	
February	684	
March	684	
April	691	
May	691	
June	697	

### QUALITY

	Quantity	Base Number	Contract	AT	Region	England
% of FP17s for the same patient ID Re-attending within 3 months - Children	2	63	3.2%	10.0%	11.4%	11.6%
% of FP17s for the same patient ID Re-attending within 3 months - Adults	3	74	4.1%	14.3%	15.0%	15.5%
% of FP17s for the same patient ID Re-attending between 3 & 9 months - Children	41	63	65.1%	56.4%	59.9%	58.8%
% of FP17s for the same patient ID Re-attending between 3 & 9 months - Adults	56	74	75.7%	50.1%	52.0%	51.1%
% of FP17s for Band 1 Urgent Courses	0	126	0.0%	8.5%	8.0%	9.0%
% of FP17s Relating to Free Repair or Replacements	0	126	0.0%	0.7%	0.8%	0.8%
% of FP17s Relating to Continuations	0	126	0.0%	0.9%	0.9%	0.9%
% of Patients satisfied with the dentistry they have received	0	0	N/A	92.9%	93.5%	93.3%
% of Patients satisfied with the time they had to wait for an appointment	0	0	N/A	89.3%	89.1%	88.9%

\* This is based on patients treated on this contract for their most recent course of treatment. Figures in italics indicate the base number of FP17s or Patient Questionnaire responses are less than 100. N/A is shown where the base number of responses is less than 10 during the period. % is calculated as Quantity/Base number\*100

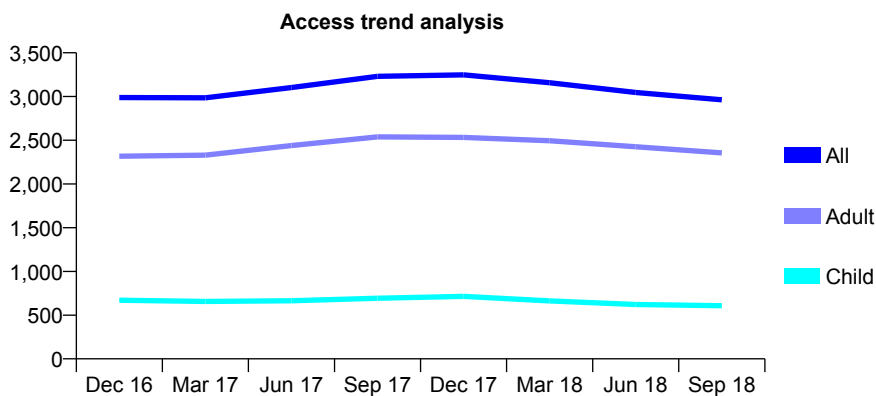
## Q57 - Vital Signs At a Glance Contract Report for 755761/0001 - September 2018

Name or company name	MR MD BAILY
Contract type name	GDS Contract
Purpose of contract	General
Contract start date	01/04/2006
Contract end date	

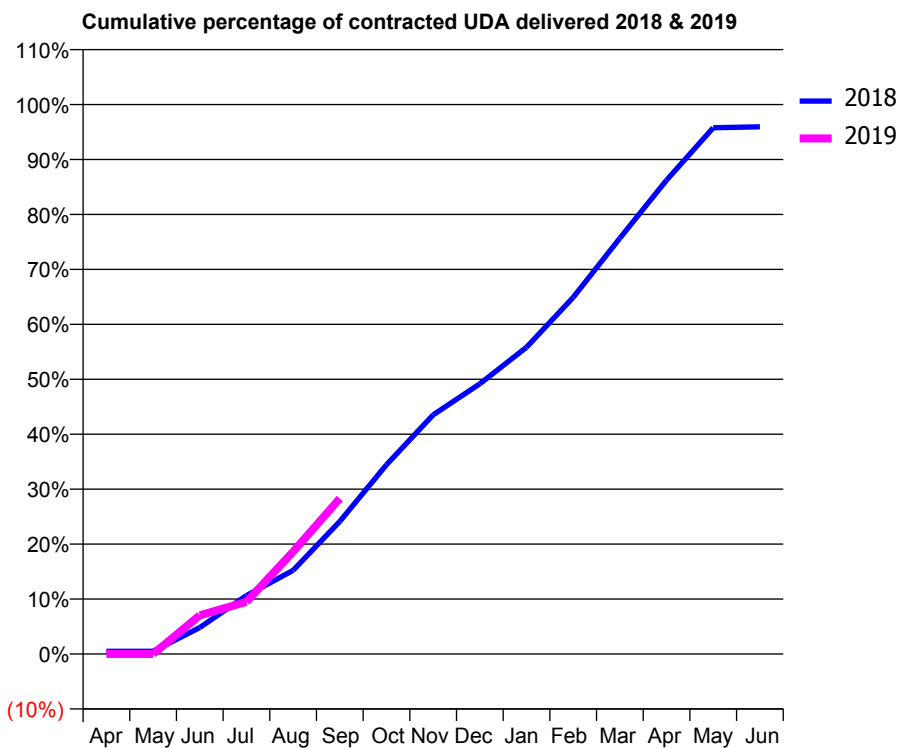
18/19 Contracted general activity (UDA)	8,538
Carry forward general activity (UDA)	0
18/19 Contracted orthodontic activity (UOA)	0
Carry forward orthodontic activity (UOA)	0
Baseline contract value	£215,242.22

### ACCESS\*

Patients seen in 24 months	Total	Change since previous quarter
Quarter ending September 2017	3,231	
Quarter ending December 2017	3,248	→
Quarter ending March 2018	3,157	↓
Quarter ending June 2018	3,047	↓
Quarter ending September 2018	2,963	↓
<b>Variance since September 2017</b>	<b>(8.3%)</b>	<b>↓</b>



### ACTIVITY



Month	Adjusted Scheduled Activity (UDA)	
	2018	2019
April	43	0
May	43	0
June	412	602
July	909	811
August	1,300	1,591
September	2,060	2,417
October	2,941	
November	3,716	
December	4,199	
January	4,767	
February	5,542	
March	6,460	
April	7,363	
May	8,178	
June	8,192	

### QUALITY

	Quantity	Base Number	Contract	AT	Region	England
% of FP17s for the same patient ID Re-attending within 3 months - Children	15	321	4.7%	10.0%	11.4%	11.6%
% of FP17s for the same patient ID Re-attending within 3 months - Adults	208	1,285	16.2%	14.3%	15.0%	15.5%
% of FP17s for the same patient ID Re-attending between 3 & 9 months - Children	100	321	31.2%	56.4%	59.9%	58.8%
% of FP17s for the same patient ID Re-attending between 3 & 9 months - Adults	356	1,285	27.7%	50.1%	52.0%	51.1%
% of FP17s for Band 1 Urgent Courses	104	948	11.0%	8.5%	8.0%	9.0%
% of FP17s Relating to Free Repair or Replacements	9	948	0.9%	0.7%	0.8%	0.8%
% of FP17s Relating to Continuations	16	948	1.7%	0.9%	0.9%	0.9%
% of Patients satisfied with the dentistry they have received	6	6	N/A	92.9%	93.5%	93.3%
% of Patients satisfied with the time they had to wait for an appointment	6	6	N/A	89.3%	89.1%	88.9%

\* This is based on patients treated on this contract for their most recent course of treatment. Figures in italics indicate the base number of FP17s or Patient Questionnaire responses are less than 100. N/A is shown where the base number of responses is less than 10 during the period. % is calculated as Quantity/Base number\*100

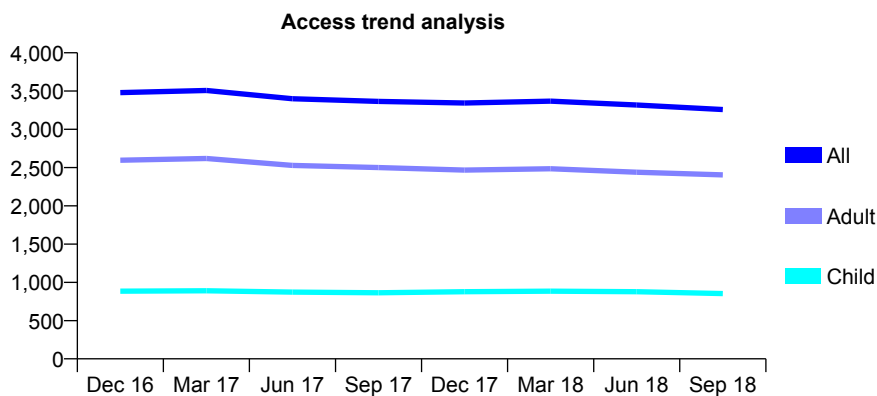
## Q57 - Vital Signs At a Glance Contract Report for 755931/0001 - September 2018

Name or company name	MISS R DHARIWAL
Contract type name	GDS Contract
Purpose of contract	General
Contract start date	01/04/2006
Contract end date	

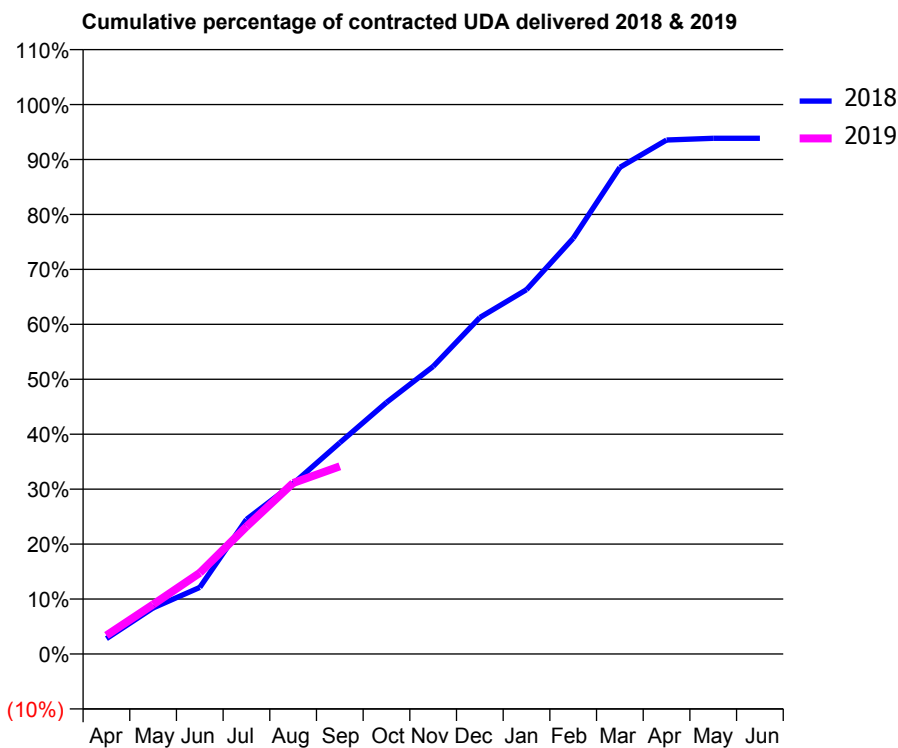
18/19 Contracted general activity (UDA)	9,500
Carry forward general activity (UDA)	0
18/19 Contracted orthodontic activity (UOA)	0
Carry forward orthodontic activity (UOA)	0
Baseline contract value	£253,929.82

### ACCESS\*

Patients seen in 24 months	Total	Change since previous quarter
Quarter ending September 2017	3,364	
Quarter ending December 2017	3,344	→
Quarter ending March 2018	3,369	→
Quarter ending June 2018	3,318	↓
Quarter ending September 2018	3,259	↓
<b>Variance since September 2017</b>	<b>(3.1%)</b>	<b>↓</b>



### ACTIVITY



Month	Adjusted Scheduled Activity (UDA)	
	2018	2019
April	266	323
May	797	855
June	1,151	1,402
July	2,327	2,202
August	2,945	2,957
September	3,653	3,244
October	4,350	
November	4,972	
December	5,817	
January	6,300	
February	7,186	
March	8,414	
April	8,885	
May	8,916	
June	8,916	

### QUALITY

	Quantity	Base Number	Contract	AT	Region	England
% of FP17s for the same patient ID Re-attending within 3 months - Children	40	581	6.9%	10.0%	11.4%	11.6%
% of FP17s for the same patient ID Re-attending within 3 months - Adults	203	1,325	15.3%	14.3%	15.0%	15.5%
% of FP17s for the same patient ID Re-attending between 3 & 9 months - Children	355	581	61.1%	56.4%	59.9%	58.8%
% of FP17s for the same patient ID Re-attending between 3 & 9 months - Adults	642	1,325	48.5%	50.1%	52.0%	51.1%
% of FP17s for Band 1 Urgent Courses	125	1,740	7.2%	8.5%	8.0%	9.0%
% of FP17s Relating to Free Repair or Replacements	10	1,740	0.6%	0.7%	0.8%	0.8%
% of FP17s Relating to Continuations	9	1,740	0.5%	0.9%	0.9%	0.9%
% of Patients satisfied with the dentistry they have received	7	7	N/A	92.9%	93.5%	93.3%
% of Patients satisfied with the time they had to wait for an appointment	6	7	N/A	89.3%	89.1%	88.9%

\* This is based on patients treated on this contract for their most recent course of treatment. Figures in italics indicate the base number of FP17s or Patient Questionnaire responses are less than 100. N/A is shown where the base number of responses is less than 10 during the period. % is calculated as Quantity/Base number\*100

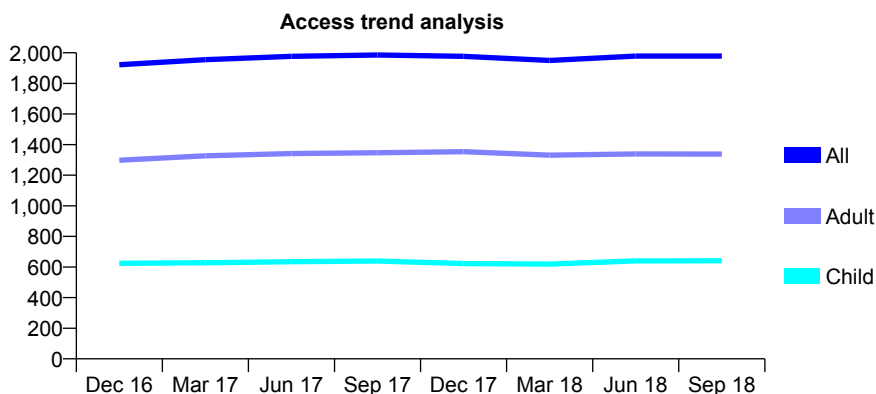
## Q57 - Vital Signs At a Glance Contract Report for 764922/0001 - September 2018

Name or company name	MR J GREGORY
Contract type name	GDS Contract
Purpose of contract	General
Contract start date	01/04/2006
Contract end date	

18/19 Contracted general activity (UDA)	6,000
Carry forward general activity (UDA)	0
18/19 Contracted orthodontic activity (UOA)	0
Carry forward orthodontic activity (UOA)	0
Baseline contract value	£154,441.97

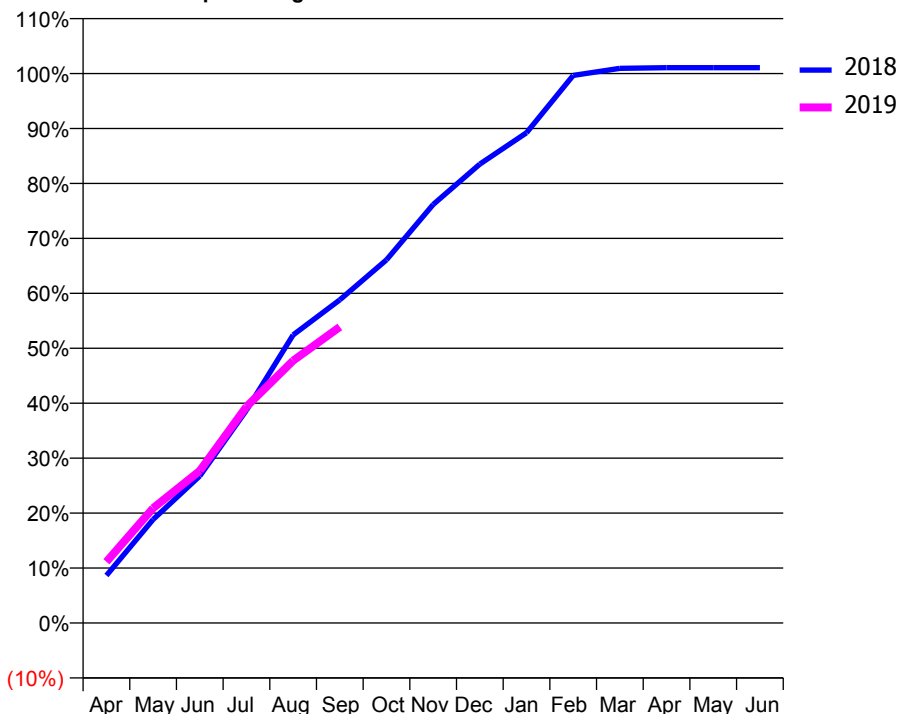
### ACCESS\*

Patients seen in 24 months	Total	Change since previous quarter
Quarter ending September 2017	1,986	
Quarter ending December 2017	1,977	→
Quarter ending March 2018	1,950	↓
Quarter ending June 2018	1,979	→
Quarter ending September 2018	1,979	→
<b>Variance since September 2017</b>	<b>(0.4%)</b>	<b>→</b>



### ACTIVITY

Cumulative percentage of contracted UDA delivered 2018 & 2019



Month	Adjusted Scheduled Activity (UDA)	
	2018	2019
April	518	669
May	1,131	1,254
June	1,605	1,662
July	2,323	2,363
August	3,145	2,865
September	3,528	3,233
October	3,965	
November	4,570	
December	5,010	
January	5,353	
February	5,979	
March	6,056	
April	6,063	
May	6,064	
June	6,064	

### QUALITY

	Quantity	Base Number	Contract	AT	Region	England
% of FP17s for the same patient ID Re-attending within 3 months - Children	34	571	6.0%	10.0%	11.4%	11.6%
% of FP17s for the same patient ID Re-attending within 3 months - Adults	117	1,100	10.6%	14.3%	15.0%	15.5%
% of FP17s for the same patient ID Re-attending between 3 & 9 months - Children	375	571	65.7%	56.4%	59.9%	58.8%
% of FP17s for the same patient ID Re-attending between 3 & 9 months - Adults	725	1,100	65.9%	50.1%	52.0%	51.1%
% of FP17s for Band 1 Urgent Courses	49	1,665	2.9%	8.5%	8.0%	9.0%
% of FP17s Relating to Free Repair or Replacements	10	1,665	0.6%	0.7%	0.8%	0.8%
% of FP17s Relating to Continuations	23	1,665	1.4%	0.9%	0.9%	0.9%
% of Patients satisfied with the dentistry they have received	3	3	N/A	92.9%	93.5%	93.3%
% of Patients satisfied with the time they had to wait for an appointment	2	3	N/A	89.3%	89.1%	88.9%

\* This is based on patients treated on this contract for their most recent course of treatment. Figures in italics indicate the base number of FP17s or Patient Questionnaire responses are less than 100. N/A is shown where the base number of responses is less than 10 during the period. % is calculated as Quantity/Base number\*100

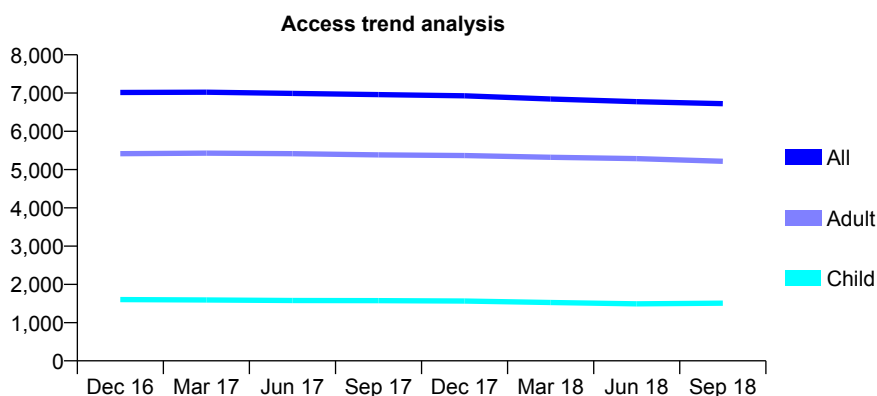
## Q57 - Vital Signs At a Glance Contract Report for 768251/0002 - September 2018

Name or company name	MR AM MANUELSSON
Contract type name	GDS Contract
Purpose of contract	General
Contract start date	01/04/2006
Contract end date	

18/19 Contracted general activity (UDA)	21,500
Carry forward general activity (UDA)	0
18/19 Contracted orthodontic activity (UOA)	0
Carry forward orthodontic activity (UOA)	0
Baseline contract value	£610,433.14

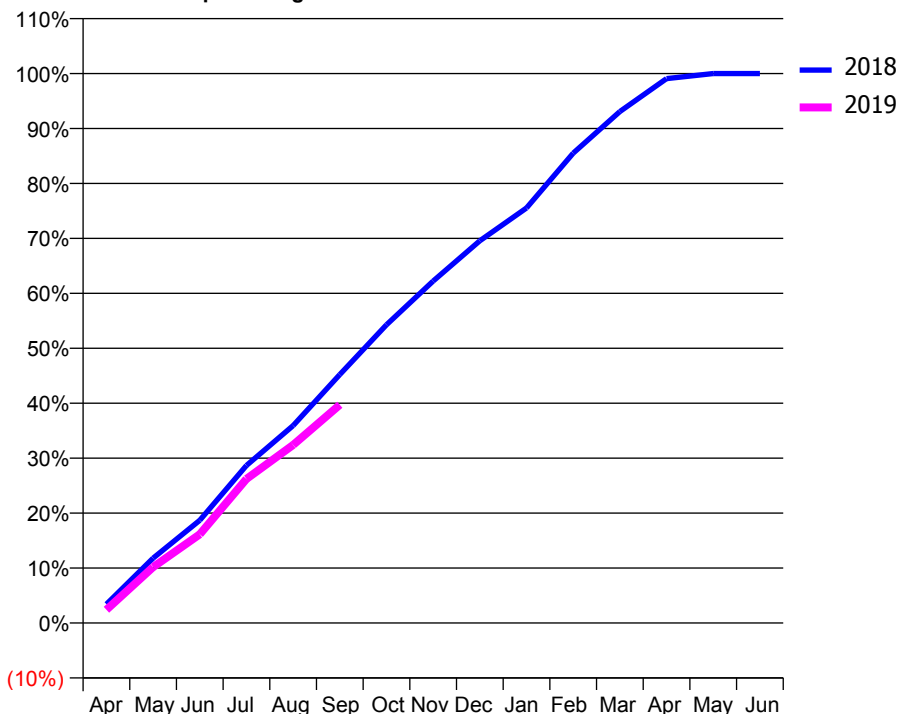
### ACCESS\*

Patients seen in 24 months	Total	Change since previous quarter
Quarter ending September 2017	6,958	
Quarter ending December 2017	6,929	→
Quarter ending March 2018	6,844	↓
Quarter ending June 2018	6,776	→
Quarter ending September 2018	6,722	→
<b>Variance since September 2017</b>	<b>(3.4%)</b>	<b>↓</b>



### ACTIVITY

Cumulative percentage of contracted UDA delivered 2018 & 2019



Adjusted Scheduled Activity (UDA)

Month	2018	2019
April	740	521
May	2,536	2,189
June	4,020	3,471
July	6,163	5,639
August	7,723	6,966
September	9,721	8,537
October	11,670	
November	13,380	
December	14,955	
January	16,240	
February	18,382	
March	20,012	
April	21,299	
May	21,499	
June	21,499	

### QUALITY

	Quantity	Base Number	Contract	AT	Region	England
% of FP17s for the same patient ID Re-attending within 3 months - Children	30	910	3.3%	10.0%	11.4%	11.6%
% of FP17s for the same patient ID Re-attending within 3 months - Adults	256	2,928	8.7%	14.3%	15.0%	15.5%
% of FP17s for the same patient ID Re-attending between 3 & 9 months - Children	408	910	44.8%	56.4%	59.9%	58.8%
% of FP17s for the same patient ID Re-attending between 3 & 9 months - Adults	1,397	2,928	47.7%	50.1%	52.0%	51.1%
% of FP17s for Band 1 Urgent Courses	168	3,485	4.8%	8.5%	8.0%	9.0%
% of FP17s Relating to Free Repair or Replacements	6	3,485	0.2%	0.7%	0.8%	0.8%
% of FP17s Relating to Continuations	65	3,485	1.9%	0.9%	0.9%	0.9%
% of Patients satisfied with the dentistry they have received	7	7	N/A	92.9%	93.5%	93.3%
% of Patients satisfied with the time they had to wait for an appointment	7	7	N/A	89.3%	89.1%	88.9%

\* This is based on patients treated on this contract for their most recent course of treatment. Figures in italics indicate the base number of FP17s or Patient Questionnaire responses are less than 100. N/A is shown where the base number of responses is less than 10 during the period. % is calculated as Quantity/Base number\*100

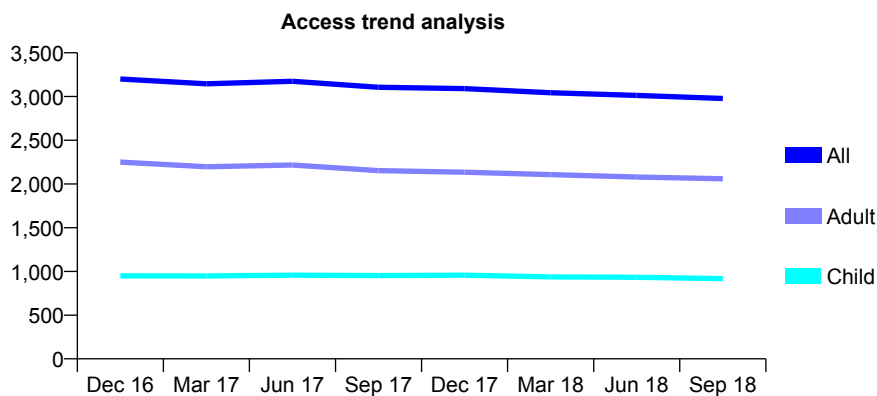
## Q57 - Vital Signs At a Glance Contract Report for 776068/0001 - September 2018

Name or company name	MR OO AWOLOLA
Contract type name	GDS Contract
Purpose of contract	General
Contract start date	14/09/2007
Contract end date	

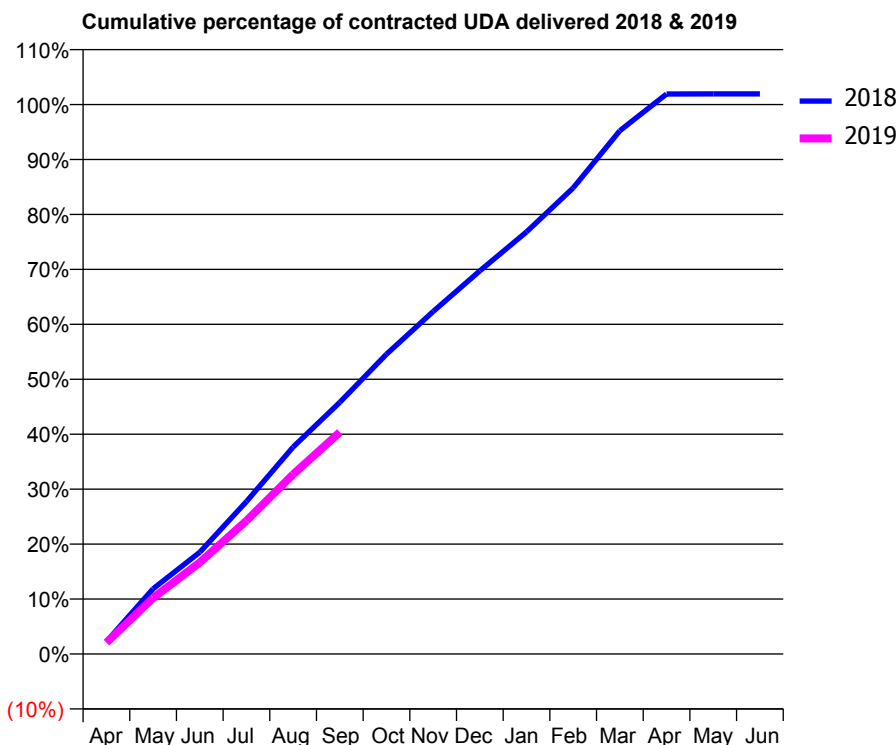
18/19 Contracted general activity (UDA)	8,551
Carry forward general activity (UDA)	0
18/19 Contracted orthodontic activity (UOA)	0
Carry forward orthodontic activity (UOA)	0
Baseline contract value	£204,889.02

### ACCESS\*

Patients seen in 24 months	Total	Change since previous quarter
Quarter ending September 2017	3,106	
Quarter ending December 2017	3,091	→
Quarter ending March 2018	3,044	↓
Quarter ending June 2018	3,013	↓
Quarter ending September 2018	2,978	↓
<b>Variance since September 2017</b>	<b>(4.1%)</b>	<b>↓</b>



### ACTIVITY



Month	Adjusted Scheduled Activity (UDA)	
	2018	2019
April	195	177
May	1,017	873
June	1,584	1,425
July	2,373	2,074
August	3,222	2,796
September	3,917	3,453
October	4,665	
November	5,329	
December	5,962	
January	6,568	
February	7,253	
March	8,144	
April	8,714	
May	8,715	
June	8,715	

### QUALITY

	Quantity	Base Number	Contract	AT	Region	England
% of FP17s for the same patient ID Re-attending within 3 months - Children	23	634	3.6%	10.0%	11.4%	11.6%
% of FP17s for the same patient ID Re-attending within 3 months - Adults	128	1,323	9.7%	14.3%	15.0%	15.5%
% of FP17s for the same patient ID Re-attending between 3 & 9 months - Children	365	634	57.6%	56.4%	59.9%	58.8%
% of FP17s for the same patient ID Re-attending between 3 & 9 months - Adults	742	1,323	56.1%	50.1%	52.0%	51.1%
% of FP17s for Band 1 Urgent Courses	89	1,690	5.3%	8.5%	8.0%	9.0%
% of FP17s Relating to Free Repair or Replacements	11	1,690	0.7%	0.7%	0.8%	0.8%
% of FP17s Relating to Continuations	3	1,690	0.2%	0.9%	0.9%	0.9%
% of Patients satisfied with the dentistry they have received	2	3	N/A	92.9%	93.5%	93.3%
% of Patients satisfied with the time they had to wait for an appointment	3	3	N/A	89.3%	89.1%	88.9%

\* This is based on patients treated on this contract for their most recent course of treatment. Figures in italics indicate the base number of FP17s or Patient Questionnaire responses are less than 100. N/A is shown where the base number of responses is less than 10 during the period. % is calculated as Quantity/Base number\*100

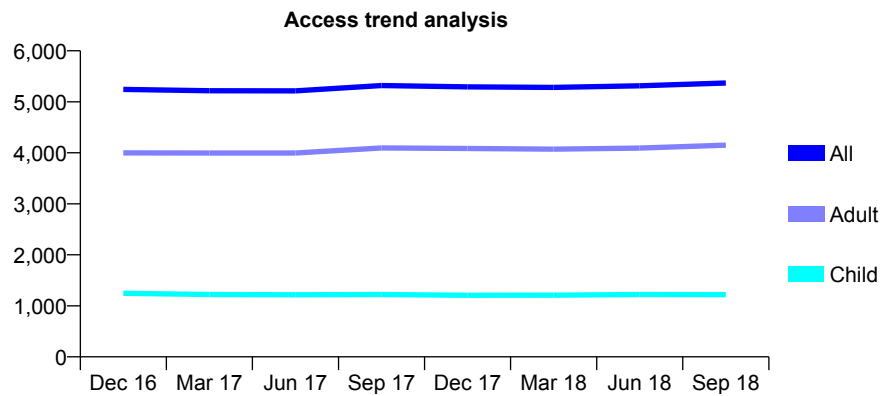
## Q57 - Vital Signs At a Glance Contract Report for 781975/0001 - September 2018

Name or company name	MR O AWOLESI
Contract type name	GDS Contract
Purpose of contract	General
Contract start date	01/04/2006
Contract end date	

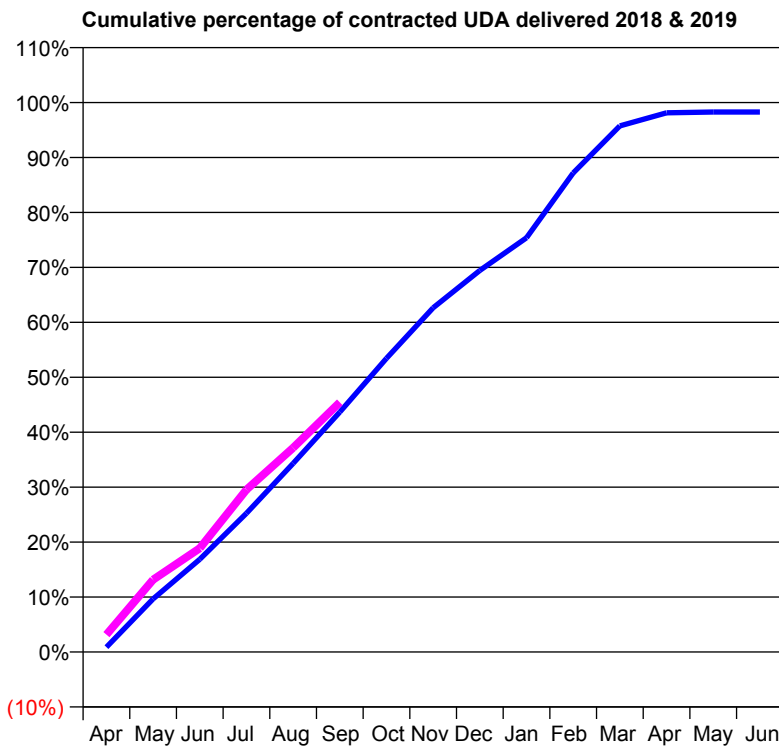
18/19 Contracted general activity (UDA)	11,500
Carry forward general activity (UDA)	0
18/19 Contracted orthodontic activity (UOA)	0
Carry forward orthodontic activity (UOA)	0
Baseline contract value	£349,872.23

### ACCESS\*

Patients seen in 24 months	Total	Change since previous quarter
Quarter ending September 2017	5,319	
Quarter ending December 2017	5,292	→
Quarter ending March 2018	5,282	→
Quarter ending June 2018	5,314	→
Quarter ending September 2018	5,369	→
<b>Variance since September 2017</b>	<b>0.9%</b>	<b>→</b>



### ACTIVITY



Month	Adjusted Scheduled Activity (UDA)	
	2018	2019
April	102	363
May	1,112	1,513
June	1,941	2,172
July	2,903	3,397
August	3,947	4,275
September	5,023	5,227
October	6,148	
November	7,205	
December	7,986	
January	8,669	
February	10,025	
March	11,011	
April	11,285	
May	11,302	
June	11,302	

### QUALITY

	Quantity	Base Number	Contract	AT	Region	England
% of FP17s for the same patient ID Re-attending within 3 months - Children	38	785	4.8%	10.0%	11.4%	11.6%
% of FP17s for the same patient ID Re-attending within 3 months - Adults	247	2,348	10.5%	14.3%	15.0%	15.5%
% of FP17s for the same patient ID Re-attending between 3 & 9 months - Children	456	785	58.1%	56.4%	59.9%	58.8%
% of FP17s for the same patient ID Re-attending between 3 & 9 months - Adults	1,176	2,348	50.1%	50.1%	52.0%	51.1%
% of FP17s for Band 1 Urgent Courses	209	2,443	8.6%	8.5%	8.0%	9.0%
% of FP17s Relating to Free Repair or Replacements	27	2,443	1.1%	0.7%	0.8%	0.8%
% of FP17s Relating to Continuations	23	2,443	0.9%	0.9%	0.9%	0.9%
% of Patients satisfied with the dentistry they have received	2	2	N/A	92.9%	93.5%	93.3%
% of Patients satisfied with the time they had to wait for an appointment	2	2	N/A	89.3%	89.1%	88.9%

\* This is based on patients treated on this contract for their most recent course of treatment. Figures in italics indicate the base number of FP17s or Patient Questionnaire responses are less than 100. N/A is shown where the base number of responses is less than 10 during the period. % is calculated as Quantity/Base number\*100

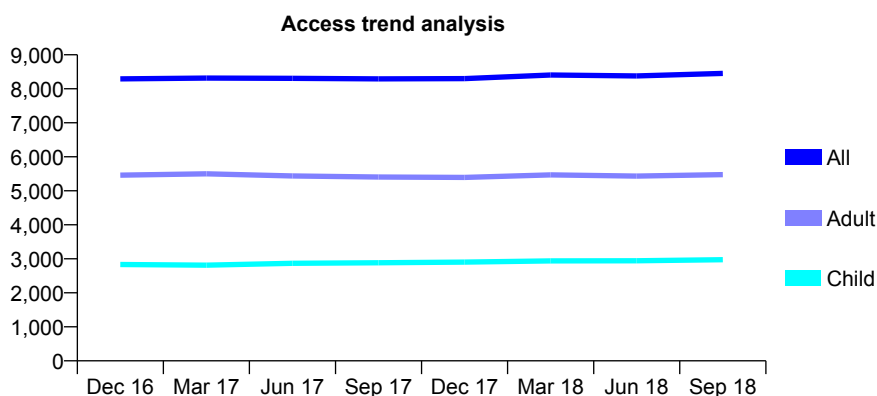
## Q57 - Vital Signs At a Glance Contract Report for 787396/0001 - September 2018

Name or company name	MRS SS PATEL
Contract type name	GDS Contract
Purpose of contract	General
Contract start date	01/07/2008
Contract end date	

18/19 Contracted general activity (UDA)	22,000
Carry forward general activity (UDA)	0
18/19 Contracted orthodontic activity (UOA)	0
Carry forward orthodontic activity (UOA)	0
Baseline contract value	£518,318.32

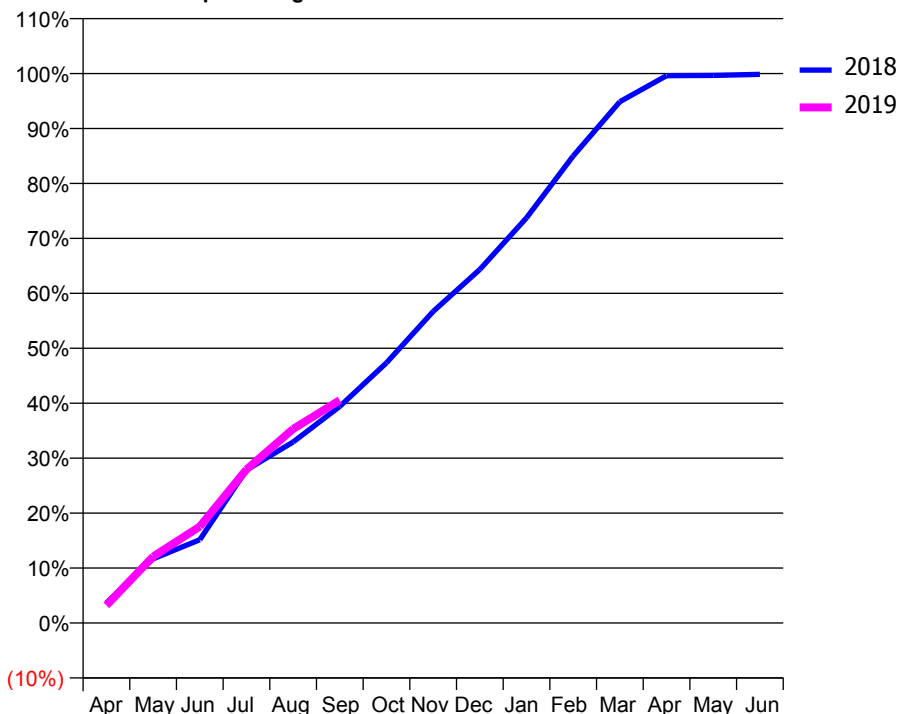
### ACCESS\*

Patients seen in 24 months	Total	Change since previous quarter
Quarter ending September 2017	8,292	
Quarter ending December 2017	8,300	→
Quarter ending March 2018	8,407	→
Quarter ending June 2018	8,377	→
Quarter ending September 2018	8,453	→
<b>Variance since September 2017</b>	<b>1.9%</b>	<b>→</b>



### ACTIVITY

Cumulative percentage of contracted UDA delivered 2018 & 2019



Month	Adjusted Scheduled Activity (UDA)	
	2018	2019
April	810	706
May	2,571	2,659
June	3,334	3,860
July	6,126	6,145
August	7,247	7,769
September	8,675	8,925
October	10,419	
November	12,472	
December	14,156	
January	16,221	
February	18,696	
March	20,871	
April	21,914	
May	21,926	
June	21,964	

### QUALITY

	Quantity	Base Number	Contract	AT	Region	England
% of FP17s for the same patient ID Re-attending within 3 months - Children	253	2,166	11.7%	10.0%	11.4%	11.6%
% of FP17s for the same patient ID Re-attending within 3 months - Adults	536	3,213	16.7%	14.3%	15.0%	15.5%
% of FP17s for the same patient ID Re-attending between 3 & 9 months - Children	1,207	2,166	55.7%	56.4%	59.9%	58.8%
% of FP17s for the same patient ID Re-attending between 3 & 9 months - Adults	1,479	3,213	46.0%	50.1%	52.0%	51.1%
% of FP17s for Band 1 Urgent Courses	438	4,850	9.0%	8.5%	8.0%	9.0%
% of FP17s Relating to Free Repair or Replacements	24	4,850	0.5%	0.7%	0.8%	0.8%
% of FP17s Relating to Continuations	4	4,850	0.1%	0.9%	0.9%	0.9%
% of Patients satisfied with the dentistry they have received	4	4	N/A	92.9%	93.5%	93.3%
% of Patients satisfied with the time they had to wait for an appointment	3	4	N/A	89.3%	89.1%	88.9%

\* This is based on patients treated on this contract for their most recent course of treatment. Figures in italics indicate the base number of FP17s or Patient Questionnaire responses are less than 100. N/A is shown where the base number of responses is less than 10 during the period. % is calculated as Quantity/Base number\*100



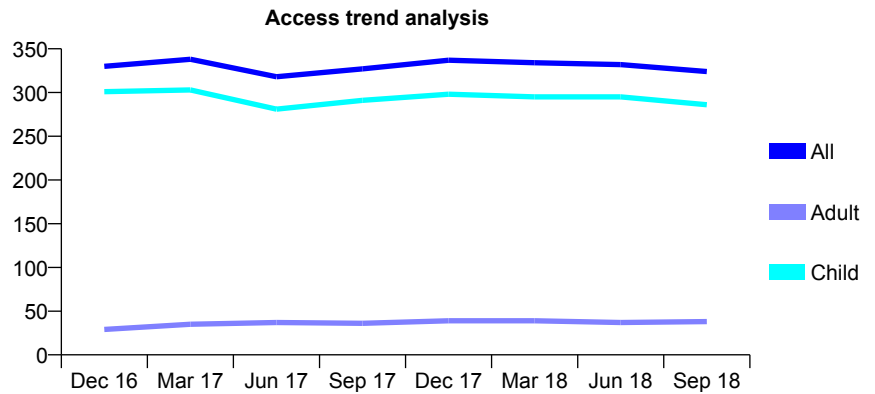
## Q57 - Vital Signs At a Glance Contract Report for 807729/0001 - September 2018

Name or company name	MR PL ISAACS
Contract type name	GDS Contract
Purpose of contract	General
Contract start date	01/04/2006
Contract end date	

18/19 Contracted general activity (UDA)	489
Carry forward general activity (UDA)	0
18/19 Contracted orthodontic activity (UOA)	0
Carry forward orthodontic activity (UOA)	0
Baseline contract value	£12,244.82

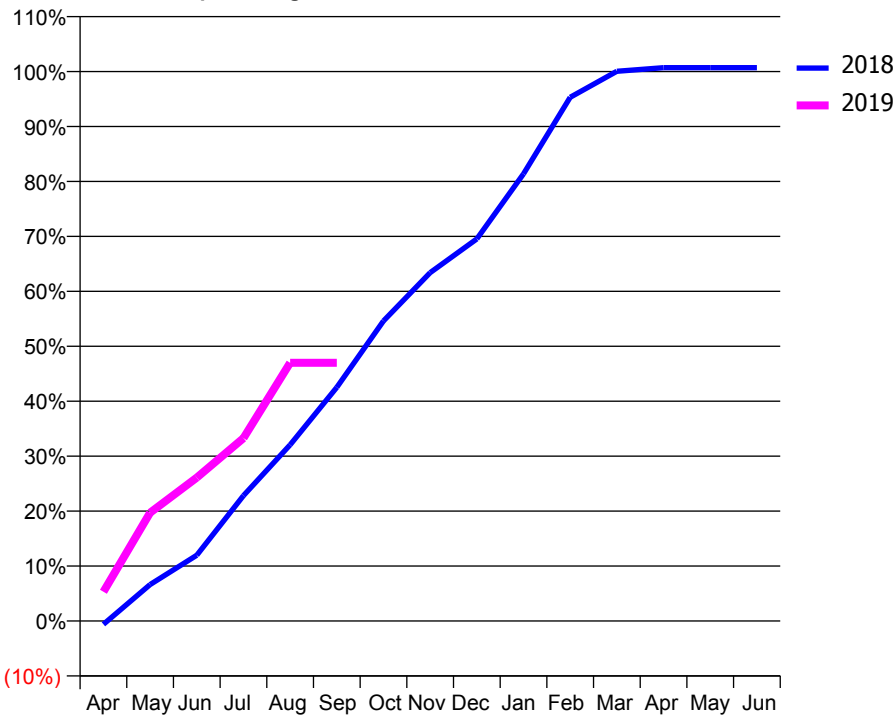
### ACCESS\*

Patients seen in 24 months	Total	Change since previous quarter
Quarter ending September 2017	327	
Quarter ending December 2017	337	↑
Quarter ending March 2018	334	→
Quarter ending June 2018	332	→
Quarter ending September 2018	324	↓
<b>Variance since September 2017</b>	<b>(0.9%)</b>	→



### ACTIVITY

Cumulative percentage of contracted UDA delivered 2018 & 2019



Month	Adjusted Scheduled Activity (UDA)	
	2018	2019
April	-3	26
May	32	96
June	59	128
July	112	163
August	157	230
September	208	230
October	267	
November	310	
December	340	
January	398	
February	466	
March	489	
April	492	
May	492	
June	492	

### QUALITY

	Quantity	Base Number	Contract	AT	Region	England
% of FP17s for the same patient ID Re-attending within 3 months - Children	11	151	7.3%	10.0%	11.4%	11.6%
% of FP17s for the same patient ID Re-attending within 3 months - Adults	0	4	0.0%	14.3%	15.0%	15.5%
% of FP17s for the same patient ID Re-attending between 3 & 9 months - Children	52	151	34.4%	56.4%	59.9%	58.8%
% of FP17s for the same patient ID Re-attending between 3 & 9 months - Adults	2	4	50.0%	50.1%	52.0%	51.1%
% of FP17s for Band 1 Urgent Courses	4	152	2.6%	8.5%	8.0%	9.0%
% of FP17s Relating to Free Repair or Replacements	0	152	0.0%	0.7%	0.8%	0.8%
% of FP17s Relating to Continuations	0	152	0.0%	0.9%	0.9%	0.9%
% of Patients satisfied with the dentistry they have received	0	0	N/A	92.9%	93.5%	93.3%
% of Patients satisfied with the time they had to wait for an appointment	0	0	N/A	89.3%	89.1%	88.9%

\* This is based on patients treated on this contract for their most recent course of treatment. Figures in italics indicate the base number of FP17s or Patient Questionnaire responses are less than 100. N/A is shown where the base number of responses is less than 10 during the period. % is calculated as Quantity/Base number\*100

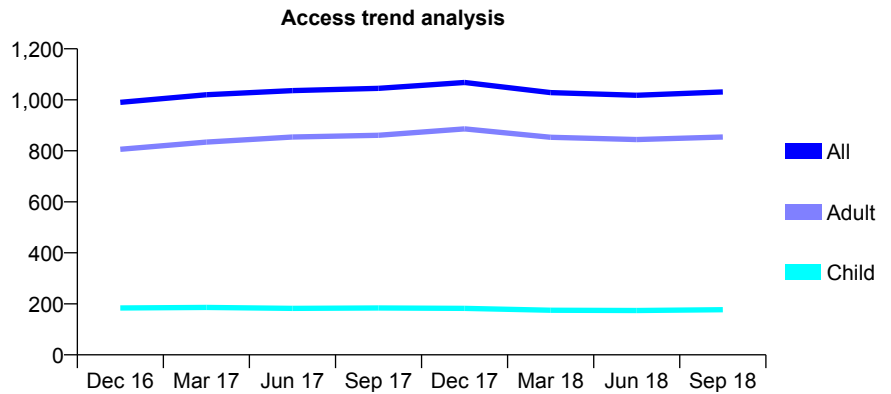
## Q57 - Vital Signs At a Glance Contract Report for 812587/0001 - September 2018

Name or company name	MR JB PEEK
Contract type name	GDS Contract
Purpose of contract	General
Contract start date	01/04/2006
Contract end date	

18/19 Contracted general activity (UDA)	5,014
Carry forward general activity (UDA)	0
18/19 Contracted orthodontic activity (UOA)	0
Carry forward orthodontic activity (UOA)	0
Baseline contract value	£133,179.54

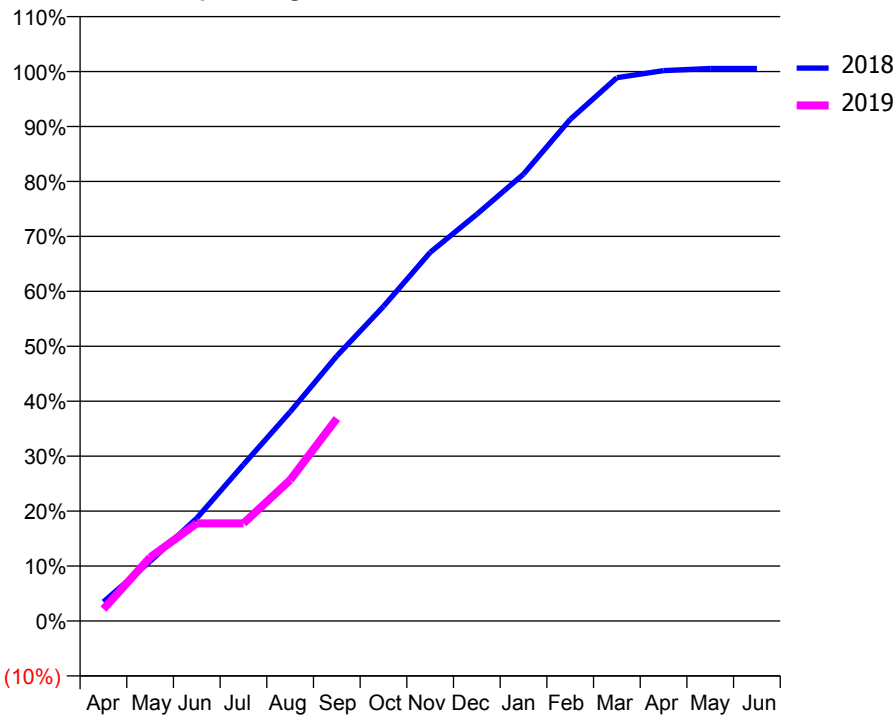
### ACCESS\*

Patients seen in 24 months	Total	Change since previous quarter
Quarter ending September 2017	1,045	
Quarter ending December 2017	1,068	↑
Quarter ending March 2018	1,028	↓
Quarter ending June 2018	1,018	→
Quarter ending September 2018	1,031	→
<b>Variance since September 2017</b>	<b>(1.3%)</b>	<b>↓</b>



### ACTIVITY

Cumulative percentage of contracted UDA delivered 2018 & 2019



Month	Adjusted Scheduled Activity (UDA)	
	2018	2019
April	175	109
May	545	581
June	938	891
July	1,428	891
August	1,909	1,287
September	2,418	1,848
October	2,870	
November	3,364	
December	3,712	
January	4,077	
February	4,577	
March	4,958	
April	5,023	
May	5,042	
June	5,042	

### QUALITY

	Quantity	Base Number	Contract	AT	Region	England
% of FP17s for the same patient ID Re-attending within 3 months - Children	15	139	10.8%	10.0%	11.4%	11.6%
% of FP17s for the same patient ID Re-attending within 3 months - Adults	109	550	19.8%	14.3%	15.0%	15.5%
% of FP17s for the same patient ID Re-attending between 3 & 9 months - Children	78	139	56.1%	56.4%	59.9%	58.8%
% of FP17s for the same patient ID Re-attending between 3 & 9 months - Adults	284	550	51.6%	50.1%	52.0%	51.1%
% of FP17s for Band 1 Urgent Courses	65	662	9.8%	8.5%	8.0%	9.0%
% of FP17s Relating to Free Repair or Replacements	5	662	0.8%	0.7%	0.8%	0.8%
% of FP17s Relating to Continuations	6	662	0.9%	0.9%	0.9%	0.9%
% of Patients satisfied with the dentistry they have received	0	0	N/A	92.9%	93.5%	93.3%
% of Patients satisfied with the time they had to wait for an appointment	0	0	N/A	89.3%	89.1%	88.9%

\* This is based on patients treated on this contract for their most recent course of treatment. Figures in italics indicate the base number of FP17s or Patient Questionnaire responses are less than 100. N/A is shown where the base number of responses is less than 10 during the period. % is calculated as Quantity/Base number\*100

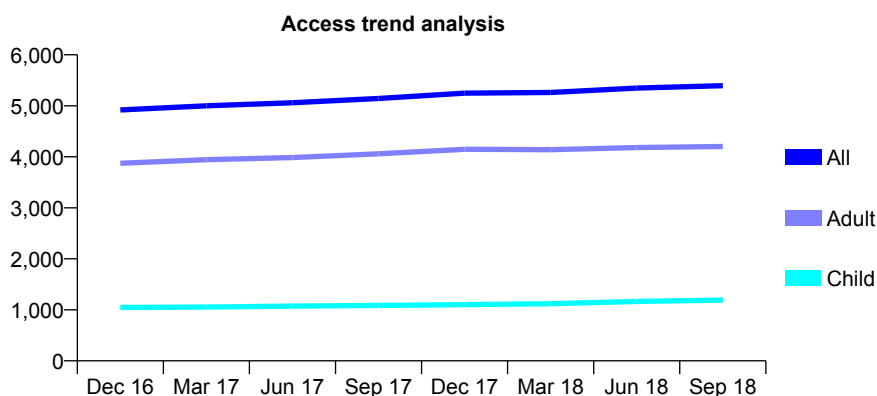
## Q57 - Vital Signs At a Glance Contract Report for 822752/0001 - September 2018

Name or company name	MR JJ PATEL
Contract type name	GDS Contract
Purpose of contract	General
Contract start date	01/04/2006
Contract end date	

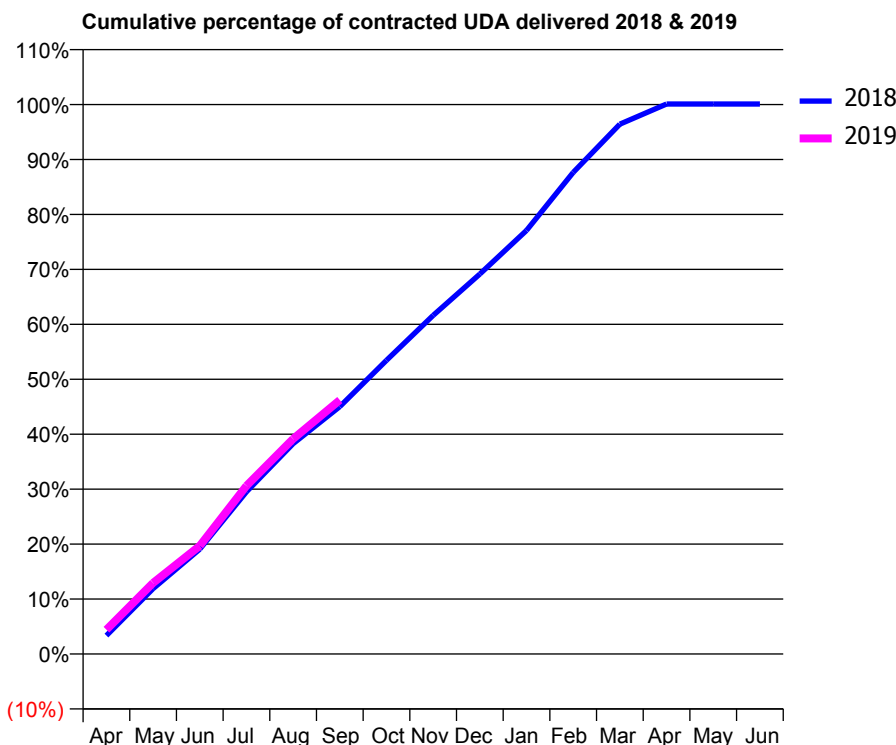
18/19 Contracted general activity (UDA)	17,113
Carry forward general activity (UDA)	0
18/19 Contracted orthodontic activity (UOA)	0
Carry forward orthodontic activity (UOA)	0
Baseline contract value	£442,094.90

### ACCESS\*

Patients seen in 24 months	Total	Change since previous quarter
Quarter ending September 2017	5,145	
Quarter ending December 2017	5,249	↑
Quarter ending March 2018	5,262	→
Quarter ending June 2018	5,347	→
Quarter ending September 2018	5,395	→
<b>Variance since September 2017</b>	<b>4.9%</b>	<b>↑</b>



### ACTIVITY



Month	Adjusted Scheduled Activity (UDA)	
	2018	2019
April	573	758
May	2,038	2,217
June	3,268	3,372
July	5,052	5,238
August	6,549	6,700
September	7,705	7,908
October	9,146	
November	10,546	
December	11,834	
January	13,193	
February	14,996	
March	16,501	
April	17,127	
May	17,127	
June	17,128	

### QUALITY

	Quantity	Base Number	Contract	AT	Region	England
% of FP17s for the same patient ID Re-attending within 3 months - Children	72	1,050	6.9%	10.0%	11.4%	11.6%
% of FP17s for the same patient ID Re-attending within 3 months - Adults	560	3,521	15.9%	14.3%	15.0%	15.5%
% of FP17s for the same patient ID Re-attending between 3 & 9 months - Children	738	1,050	70.3%	56.4%	59.9%	58.8%
% of FP17s for the same patient ID Re-attending between 3 & 9 months - Adults	2,318	3,521	65.8%	50.1%	52.0%	51.1%
% of FP17s for Band 1 Urgent Courses	351	4,311	8.1%	8.5%	8.0%	9.0%
% of FP17s Relating to Free Repair or Replacements	60	4,311	1.4%	0.7%	0.8%	0.8%
% of FP17s Relating to Continuations	37	4,311	0.9%	0.9%	0.9%	0.9%
% of Patients satisfied with the dentistry they have received	6	6	N/A	92.9%	93.5%	93.3%
% of Patients satisfied with the time they had to wait for an appointment	6	6	N/A	89.3%	89.1%	88.9%

\* This is based on patients treated on this contract for their most recent course of treatment. Figures in italics indicate the base number of FP17s or Patient Questionnaire responses are less than 100. N/A is shown where the base number of responses is less than 10 during the period. % is calculated as Quantity/Base number\*100

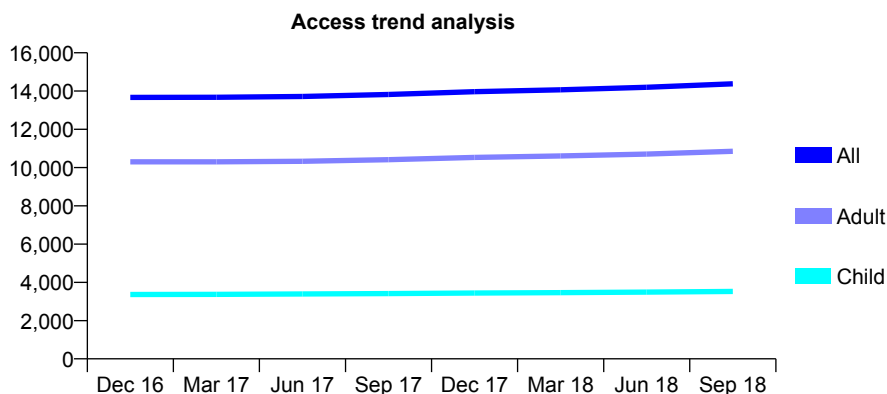
## Q57 - Vital Signs At a Glance Contract Report for 825948/0007 - September 2018

Name or company name	MR JK KOTECHA
Contract type name	GDS Contract
Purpose of contract	General
Contract start date	01/02/2010
Contract end date	

18/19 Contracted general activity (UDA)	41,204
Carry forward general activity (UDA)	0
18/19 Contracted orthodontic activity (UOA)	0
Carry forward orthodontic activity (UOA)	0
Baseline contract value	£1,128,365.15

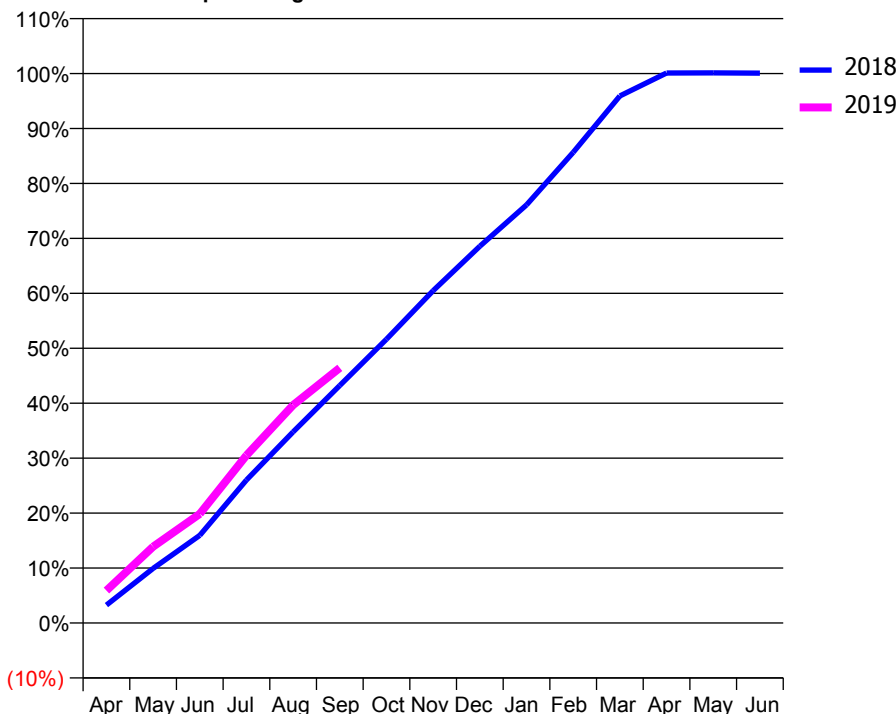
### ACCESS\*

Patients seen in 24 months	Total	Change since previous quarter
Quarter ending September 2017	13,824	
Quarter ending December 2017	13,971	→
Quarter ending March 2018	14,063	→
Quarter ending June 2018	14,197	→
Quarter ending September 2018	14,376	→
<b>Variance since September 2017</b>	<b>4.0%</b>	<b>↑</b>



### ACTIVITY

Cumulative percentage of contracted UDA delivered 2018 & 2019



Adjusted Scheduled Activity (UDA)

Month	2018	2019
April	1,348	2,438
May	4,093	5,727
June	6,570	8,188
July	10,722	12,569
August	14,334	16,345
September	17,809	19,135
October	21,282	
November	24,923	
December	28,248	
January	31,355	
February	35,291	
March	39,525	
April	41,240	
May	41,246	
June	41,232	

### QUALITY

	Quantity	Base Number	Contract	AT	Region	England
% of FP17s for the same patient ID Re-attending within 3 months - Children	155	2,690	5.8%	10.0%	11.4%	11.6%
% of FP17s for the same patient ID Re-attending within 3 months - Adults	584	6,733	8.7%	14.3%	15.0%	15.5%
% of FP17s for the same patient ID Re-attending between 3 & 9 months - Children	1,670	2,690	62.1%	56.4%	59.9%	58.8%
% of FP17s for the same patient ID Re-attending between 3 & 9 months - Adults	3,564	6,733	52.9%	50.1%	52.0%	51.1%
% of FP17s for Band 1 Urgent Courses	494	8,772	5.6%	8.5%	8.0%	9.0%
% of FP17s Relating to Free Repair or Replacements	58	8,772	0.7%	0.7%	0.8%	0.8%
% of FP17s Relating to Continuations	54	8,772	0.6%	0.9%	0.9%	0.9%
% of Patients satisfied with the dentistry they have received	8	8	N/A	92.9%	93.5%	93.3%
% of Patients satisfied with the time they had to wait for an appointment	7	8	N/A	89.3%	89.1%	88.9%

\* This is based on patients treated on this contract for their most recent course of treatment. Figures in italics indicate the base number of FP17s or Patient Questionnaire responses are less than 100. N/A is shown where the base number of responses is less than 10 during the period. % is calculated as Quantity/Base number\*100

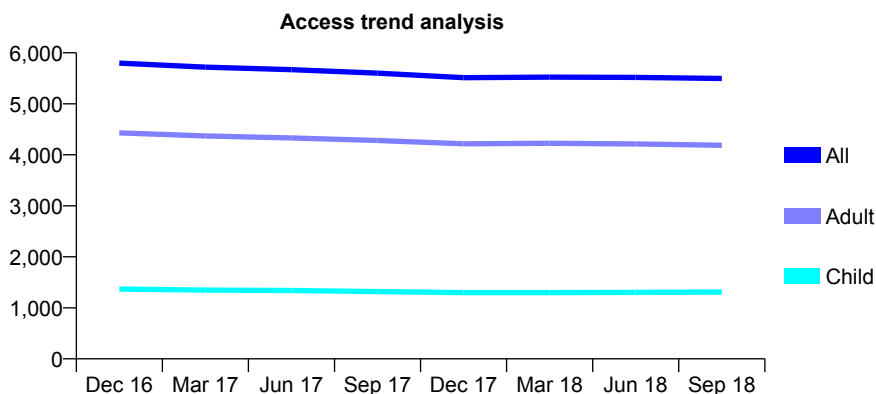
## Q57 - Vital Signs At a Glance Contract Report for 825948/0011 - September 2018

Name or company name	MR JK KOTECHA
Contract type name	GDS Contract
Purpose of contract	General
Contract start date	01/07/2013
Contract end date	

18/19 Contracted general activity (UDA)	14,882
Carry forward general activity (UDA)	0
18/19 Contracted orthodontic activity (UOA)	0
Carry forward orthodontic activity (UOA)	0
Baseline contract value	£421,180.47

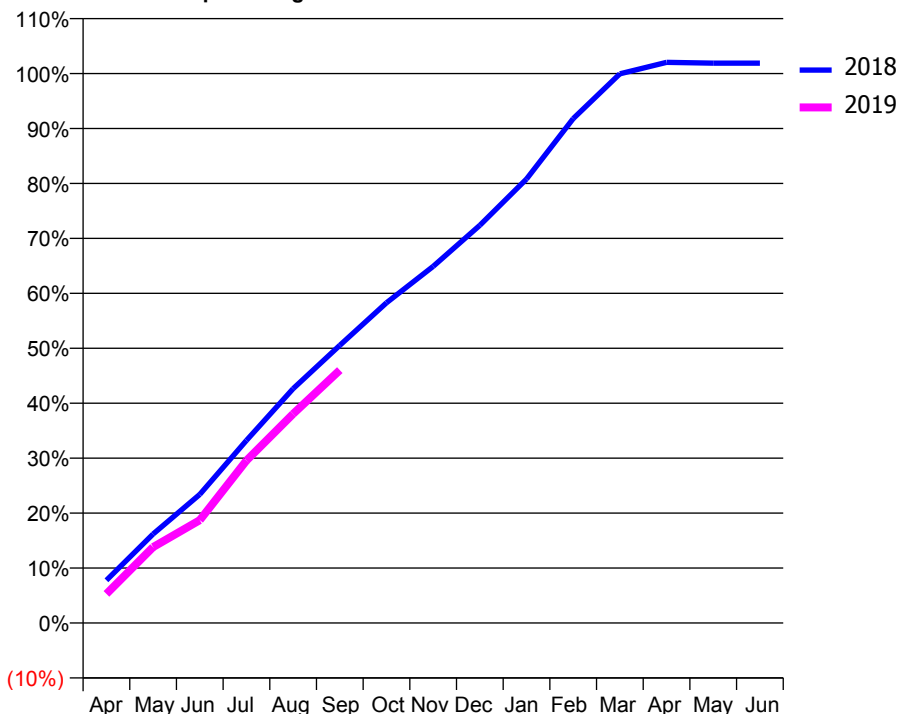
### ACCESS\*

Patients seen in 24 months	Total	Change since previous quarter
Quarter ending September 2017	5,601	
Quarter ending December 2017	5,513	↓
Quarter ending March 2018	5,522	→
Quarter ending June 2018	5,517	→
Quarter ending September 2018	5,497	→
<b>Variance since September 2017</b>	<b>(1.9%)</b>	<b>↓</b>



### ACTIVITY

Cumulative percentage of contracted UDA delivered 2018 & 2019



Month	Adjusted Scheduled Activity (UDA)	
	2018	2019
April	1,156	789
May	2,409	2,058
June	3,484	2,788
July	4,947	4,399
August	6,346	5,665
September	7,520	6,851
October	8,673	
November	9,660	
December	10,771	
January	12,023	
February	13,660	
March	14,875	
April	15,185	
May	15,164	
June	15,164	

### QUALITY

	Quantity	Base Number	Contract	AT	Region	England
% of FP17s for the same patient ID Re-attending within 3 months - Children	39	1,017	3.8%	10.0%	11.4%	11.6%
% of FP17s for the same patient ID Re-attending within 3 months - Adults	197	3,064	6.4%	14.3%	15.0%	15.5%
% of FP17s for the same patient ID Re-attending between 3 & 9 months - Children	668	1,017	65.7%	56.4%	59.9%	58.8%
% of FP17s for the same patient ID Re-attending between 3 & 9 months - Adults	2,207	3,064	72.0%	50.1%	52.0%	51.1%
% of FP17s for Band 1 Urgent Courses	129	3,916	3.3%	8.5%	8.0%	9.0%
% of FP17s Relating to Free Repair or Replacements	26	3,916	0.7%	0.7%	0.8%	0.8%
% of FP17s Relating to Continuations	7	3,916	0.2%	0.9%	0.9%	0.9%
% of Patients satisfied with the dentistry they have received	2	2	N/A	92.9%	93.5%	93.3%
% of Patients satisfied with the time they had to wait for an appointment	2	2	N/A	89.3%	89.1%	88.9%

\* This is based on patients treated on this contract for their most recent course of treatment. Figures in italics indicate the base number of FP17s or Patient Questionnaire responses are less than 100. N/A is shown where the base number of responses is less than 10 during the period. % is calculated as Quantity/Base number\*100

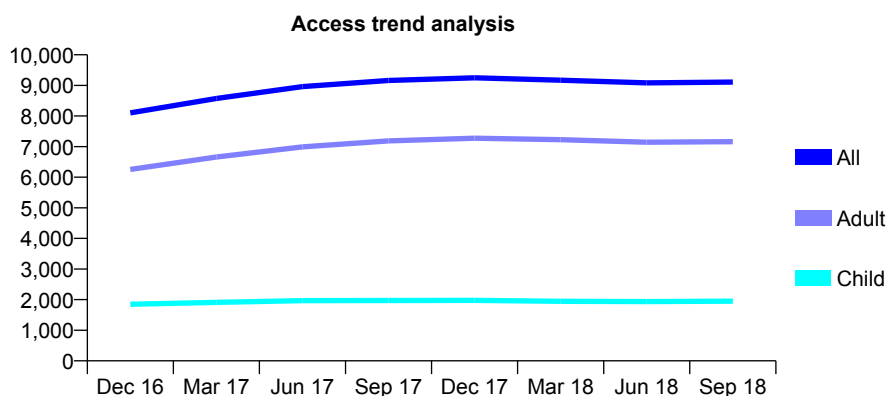
## Q57 - Vital Signs At a Glance Contract Report for 825948/0012 - September 2018

Name or company name	MR JK KOTECHA
Contract type name	GDS Contract
Purpose of contract	General
Contract start date	01/08/2015
Contract end date	

18/19 Contracted general activity (UDA)	24,905
Carry forward general activity (UDA)	0
18/19 Contracted orthodontic activity (UOA)	0
Carry forward orthodontic activity (UOA)	0
Baseline contract value	£824,114.34

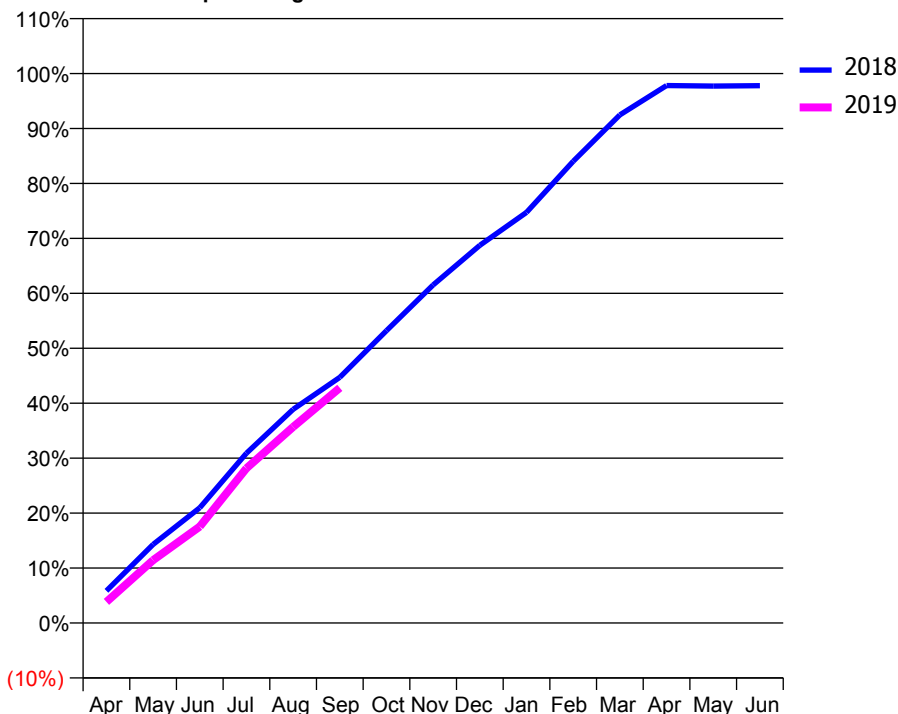
### ACCESS\*

Patients seen in 24 months	Total	Change since previous quarter
Quarter ending September 2017	9,160	
Quarter ending December 2017	9,248	→
Quarter ending March 2018	9,170	→
Quarter ending June 2018	9,082	→
Quarter ending September 2018	9,111	→
<b>Variance since September 2017</b>	<b>(0.5%)</b>	→



### ACTIVITY

Cumulative percentage of contracted UDA delivered 2018 & 2019



Month	Adjusted Scheduled Activity (UDA)	
	2018	2019
April	1,461	958
May	3,563	2,849
June	5,227	4,375
July	7,698	7,013
August	9,687	8,886
September	11,134	10,660
October	13,251	
November	15,324	
December	17,116	
January	18,611	
February	20,927	
March	23,032	
April	24,356	
May	24,337	
June	24,353	

### QUALITY

	Quantity	Base Number	Contract	AT	Region	England
% of FP17s for the same patient ID Re-attending within 3 months - Children	71	1,411	5.0%	10.0%	11.4%	11.6%
% of FP17s for the same patient ID Re-attending within 3 months - Adults	430	4,596	9.4%	14.3%	15.0%	15.5%
% of FP17s for the same patient ID Re-attending between 3 & 9 months - Children	870	1,411	61.7%	56.4%	59.9%	58.8%
% of FP17s for the same patient ID Re-attending between 3 & 9 months - Adults	2,781	4,596	60.5%	50.1%	52.0%	51.1%
% of FP17s for Band 1 Urgent Courses	406	5,550	7.3%	8.5%	8.0%	9.0%
% of FP17s Relating to Free Repair or Replacements	62	5,550	1.1%	0.7%	0.8%	0.8%
% of FP17s Relating to Continuations	30	5,550	0.5%	0.9%	0.9%	0.9%
% of Patients satisfied with the dentistry they have received	8	9	N/A	92.9%	93.5%	93.3%
% of Patients satisfied with the time they had to wait for an appointment	8	9	N/A	89.3%	89.1%	88.9%

\* This is based on patients treated on this contract for their most recent course of treatment. Figures in italics indicate the base number of FP17s or Patient Questionnaire responses are less than 100. N/A is shown where the base number of responses is less than 10 during the period. % is calculated as Quantity/Base number\*100

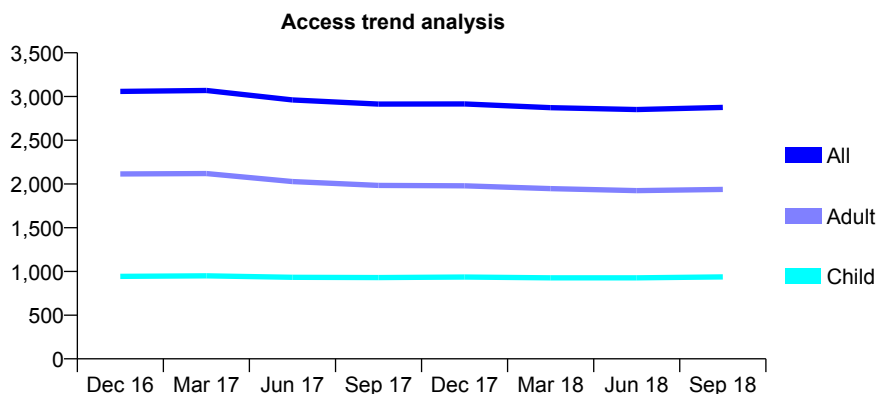
## Q57 - Vital Signs At a Glance Contract Report for 843482/0001 - September 2018

Name or company name	Country Park Dental Practice
Contract type name	GDS Contract
Purpose of contract	General
Contract start date	01/04/2006
Contract end date	

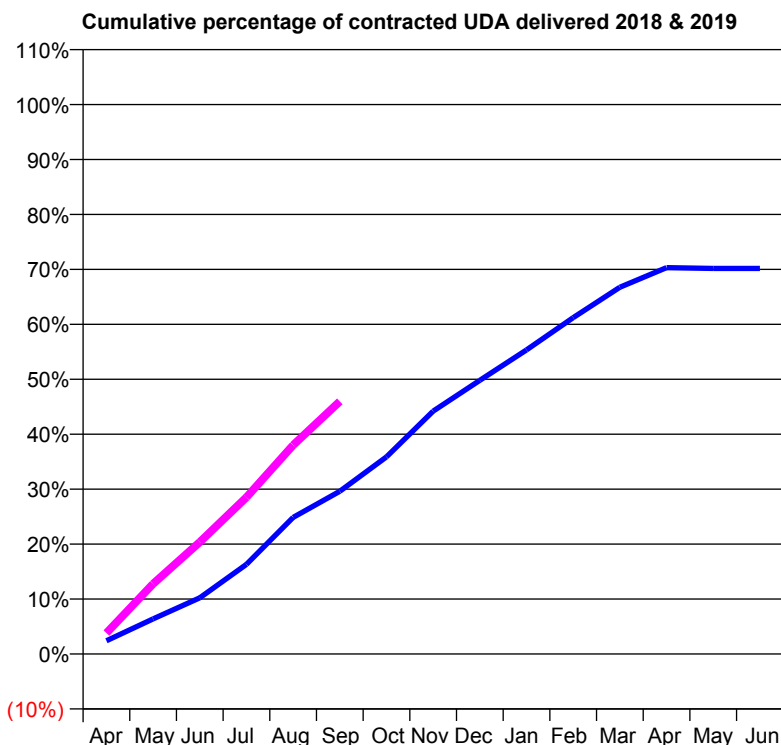
18/19 Contracted general activity (UDA)	9,158
Carry forward general activity (UDA)	0
18/19 Contracted orthodontic activity (UOA)	0
Carry forward orthodontic activity (UOA)	0
Baseline contract value	£286,029.00

### ACCESS\*

Patients seen in 24 months	Total	Change since previous quarter
Quarter ending September 2017	2,913	
Quarter ending December 2017	2,915	→
Quarter ending March 2018	2,873	↓
Quarter ending June 2018	2,851	→
Quarter ending September 2018	2,875	→
<b>Variance since September 2017</b>	<b>(1.3%)</b>	<b>↓</b>



### ACTIVITY



Month	Adjusted Scheduled Activity (UDA)	
	2018	2019
April	277	351
May	732	1,170
June	1,170	1,865
July	1,868	2,613
August	2,845	3,480
September	3,391	4,210
October	4,107	
November	5,060	
December	5,701	
January	6,336	
February	7,008	
March	7,640	
April	8,048	
May	8,032	
June	8,032	

### QUALITY

	Quantity	Base Number	Contract	AT	Region	England
% of FP17s for the same patient ID Re-attending within 3 months - Children	30	632	4.7%	10.0%	11.4%	11.6%
% of FP17s for the same patient ID Re-attending within 3 months - Adults	106	1,101	9.6%	14.3%	15.0%	15.5%
% of FP17s for the same patient ID Re-attending between 3 & 9 months - Children	376	632	59.5%	56.4%	59.9%	58.8%
% of FP17s for the same patient ID Re-attending between 3 & 9 months - Adults	524	1,101	47.6%	50.1%	52.0%	51.1%
% of FP17s for Band 1 Urgent Courses	78	1,597	4.9%	8.5%	8.0%	9.0%
% of FP17s Relating to Free Repair or Replacements	6	1,597	0.4%	0.7%	0.8%	0.8%
% of FP17s Relating to Continuations	1	1,597	0.1%	0.9%	0.9%	0.9%
% of Patients satisfied with the dentistry they have received	3	4	N/A	92.9%	93.5%	93.3%
% of Patients satisfied with the time they had to wait for an appointment	3	4	N/A	89.3%	89.1%	88.9%

\* This is based on patients treated on this contract for their most recent course of treatment. Figures in italics indicate the base number of FP17s or Patient Questionnaire responses are less than 100. N/A is shown where the base number of responses is less than 10 during the period. % is calculated as Quantity/Base number\*100

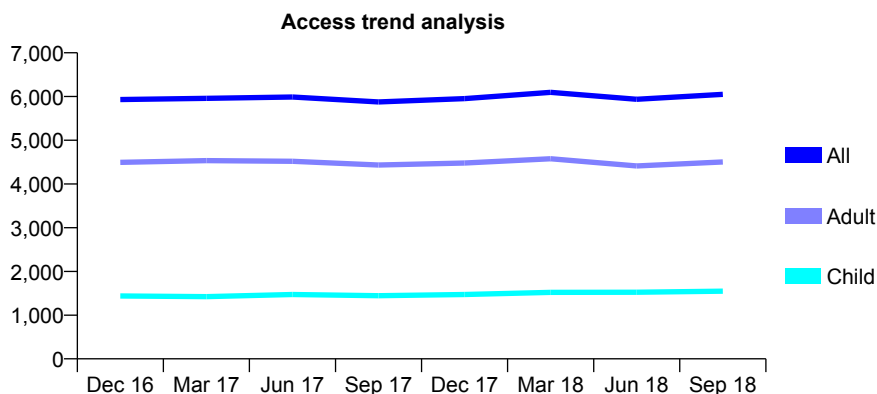
## Q57 - Vital Signs At a Glance Contract Report for 843865/0001 - September 2018

Name or company name	MR S MARZBANI
Contract type name	GDS Contract
Purpose of contract	General
Contract start date	01/04/2006
Contract end date	

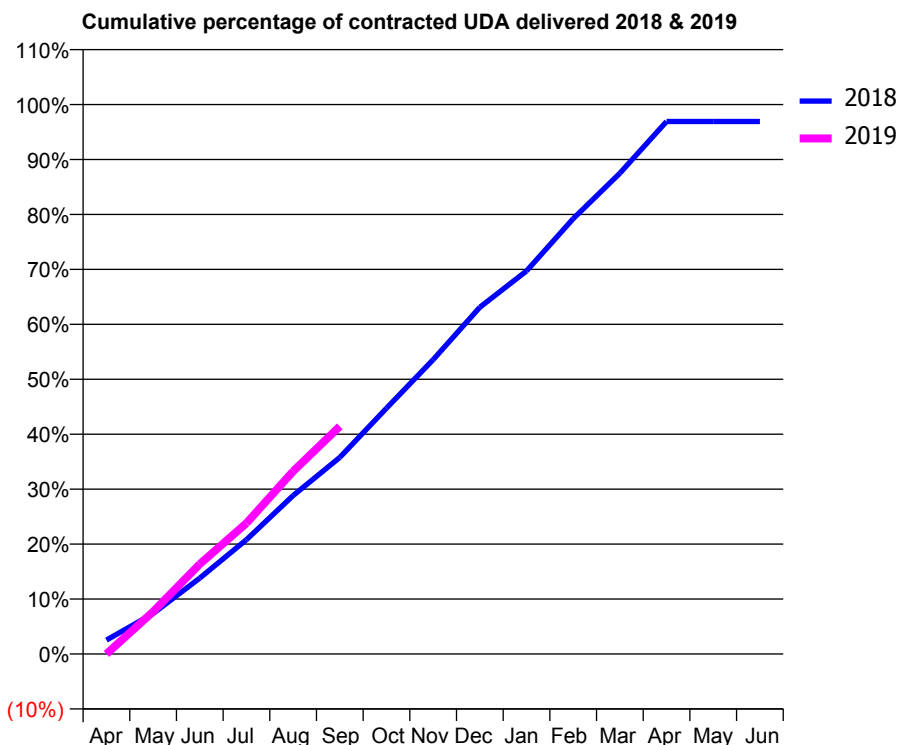
18/19 Contracted general activity (UDA)	14,715
Carry forward general activity (UDA)	0
18/19 Contracted orthodontic activity (UOA)	0
Carry forward orthodontic activity (UOA)	0
Baseline contract value	£344,418.98

### ACCESS\*

Patients seen in 24 months	Total	Change since previous quarter
Quarter ending September 2017	5,876	
Quarter ending December 2017	5,952	→
Quarter ending March 2018	6,097	↑
Quarter ending June 2018	5,936	↓
Quarter ending September 2018	6,049	→
<b>Variance since September 2017</b>	<b>2.9%</b>	<b>↑</b>



### ACTIVITY



Month	Adjusted Scheduled Activity (UDA)	
	2018	2019
April	373	0
May	1,084	1,135
June	2,033	2,407
July	3,063	3,504
August	4,245	4,893
September	5,265	6,098
October	6,584	
November	7,884	
December	9,286	
January	10,257	
February	11,658	
March	12,876	
April	14,261	
May	14,262	
June	14,262	

### QUALITY

	Quantity	Base Number	Contract	AT	Region	England
% of FP17s for the same patient ID Re-attending within 3 months - Children	70	1,145	6.1%	10.0%	11.4%	11.6%
% of FP17s for the same patient ID Re-attending within 3 months - Adults	236	2,941	8.0%	14.3%	15.0%	15.5%
% of FP17s for the same patient ID Re-attending between 3 & 9 months - Children	641	1,145	56.0%	56.4%	59.9%	58.8%
% of FP17s for the same patient ID Re-attending between 3 & 9 months - Adults	1,568	2,941	53.3%	50.1%	52.0%	51.1%
% of FP17s for Band 1 Urgent Courses	111	3,421	3.2%	8.5%	8.0%	9.0%
% of FP17s Relating to Free Repair or Replacements	11	3,421	0.3%	0.7%	0.8%	0.8%
% of FP17s Relating to Continuations	15	3,421	0.4%	0.9%	0.9%	0.9%
% of Patients satisfied with the dentistry they have received	6	6	N/A	92.9%	93.5%	93.3%
% of Patients satisfied with the time they had to wait for an appointment	6	6	N/A	89.3%	89.1%	88.9%

\* This is based on patients treated on this contract for their most recent course of treatment. Figures in italics indicate the base number of FP17s or Patient Questionnaire responses are less than 100. N/A is shown where the base number of responses is less than 10 during the period. % is calculated as Quantity/Base number\*100



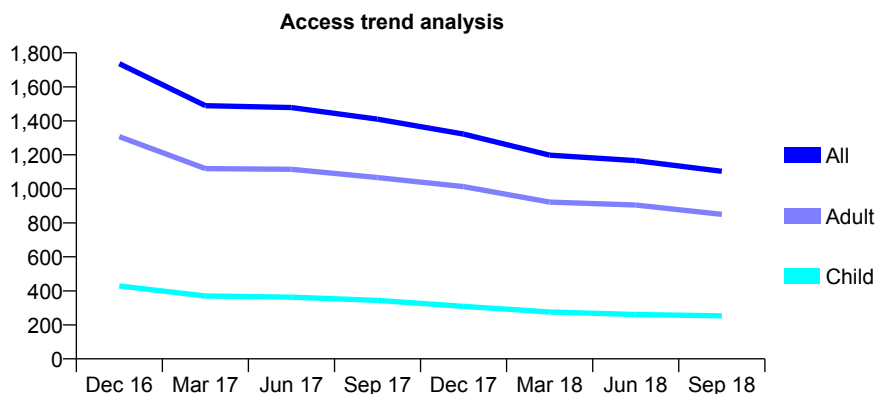
## Q57 - Vital Signs At a Glance Contract Report for 854689/0001 - September 2018

Name or company name	MR A RASHID
Contract type name	GDS Contract
Purpose of contract	General
Contract start date	01/04/2006
Contract end date	

18/19 Contracted general activity (UDA)	7,000
Carry forward general activity (UDA)	0
18/19 Contracted orthodontic activity (UOA)	0
Carry forward orthodontic activity (UOA)	0
Baseline contract value	£162,128.43

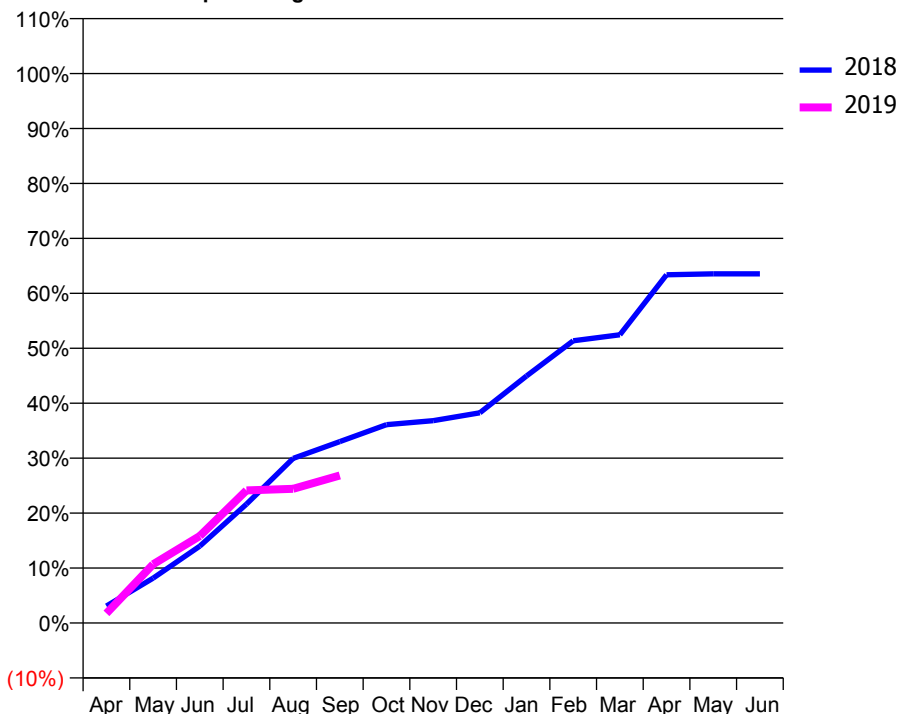
### ACCESS\*

Patients seen in 24 months	Total	Change since previous quarter
Quarter ending September 2017	1,410	
Quarter ending December 2017	1,322	↓
Quarter ending March 2018	1,198	↓
Quarter ending June 2018	1,166	↓
Quarter ending September 2018	1,103	↓
<b>Variance since September 2017</b>	<b>(21.8%)</b>	<b>↓</b>



### ACTIVITY

Cumulative percentage of contracted UDA delivered 2018 & 2019



Adjusted Scheduled Activity (UDA)

Month	2018	2019
April	308	123
May	817	749
June	1,399	1,109
July	2,164	1,689
August	2,996	1,709
September	3,301	1,879
October	3,610	
November	3,682	
December	3,825	
January	4,495	
February	5,136	
March	5,244	
April	6,337	
May	6,354	
June	6,354	

### QUALITY

	Quantity	Base Number	Contract	AT	Region	England
% of FP17s for the same patient ID Re-attending within 3 months - Children	11	154	7.1%	10.0%	11.4%	11.6%
% of FP17s for the same patient ID Re-attending within 3 months - Adults	130	535	24.3%	14.3%	15.0%	15.5%
% of FP17s for the same patient ID Re-attending between 3 & 9 months - Children	50	154	32.5%	56.4%	59.9%	58.8%
% of FP17s for the same patient ID Re-attending between 3 & 9 months - Adults	190	535	35.5%	50.1%	52.0%	51.1%
% of FP17s for Band 1 Urgent Courses	95	501	19.0%	8.5%	8.0%	9.0%
% of FP17s Relating to Free Repair or Replacements	21	501	4.2%	0.7%	0.8%	0.8%
% of FP17s Relating to Continuations	4	501	0.8%	0.9%	0.9%	0.9%
% of Patients satisfied with the dentistry they have received	1	1	N/A	92.9%	93.5%	93.3%
% of Patients satisfied with the time they had to wait for an appointment	0	1	N/A	89.3%	89.1%	88.9%

\* This is based on patients treated on this contract for their most recent course of treatment. Figures in italics indicate the base number of FP17s or Patient Questionnaire responses are less than 100. N/A is shown where the base number of responses is less than 10 during the period. % is calculated as Quantity/Base number\*100

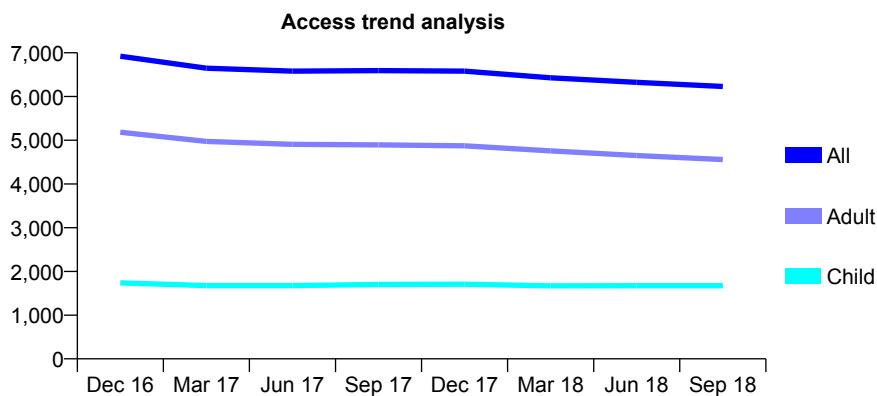
## Q57 - Vital Signs At a Glance Contract Report for 855626/0002 - September 2018

Name or company name	Langdon Hills Dental Care
Contract type name	GDS Contract
Purpose of contract	General
Contract start date	13/12/2011
Contract end date	

18/19 Contracted general activity (UDA)	15,588
Carry forward general activity (UDA)	0
18/19 Contracted orthodontic activity (UOA)	0
Carry forward orthodontic activity (UOA)	0
Baseline contract value	£415,489.80

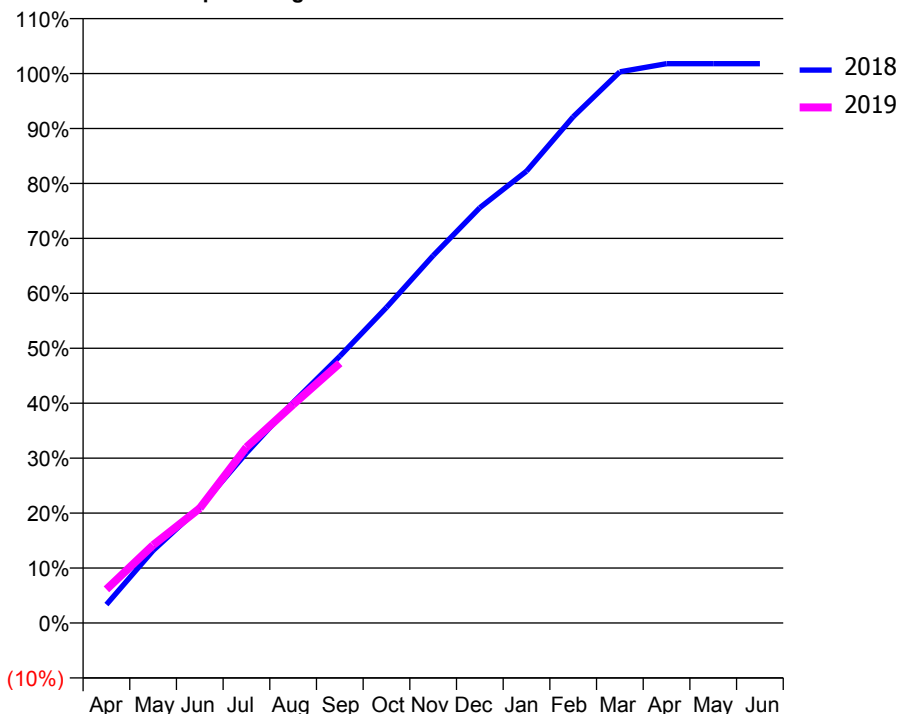
### ACCESS\*

Patients seen in 24 months	Total	Change since previous quarter
Quarter ending September 2017	6,594	
Quarter ending December 2017	6,581	→
Quarter ending March 2018	6,427	↓
Quarter ending June 2018	6,323	↓
Quarter ending September 2018	6,229	↓
<b>Variance since September 2017</b>	<b>(5.5%)</b>	<b>↓</b>



### ACTIVITY

Cumulative percentage of contracted UDA delivered 2018 & 2019



Month	Adjusted Scheduled Activity (UDA)	
	2018	2019
April	524	955
May	2,057	2,209
June	3,277	3,253
July	4,825	4,986
August	6,258	6,196
September	7,569	7,372
October	8,952	
November	10,422	
December	11,780	
January	12,818	
February	14,361	
March	15,636	
April	15,867	
May	15,867	
June	15,867	

### QUALITY

	Quantity	Base Number	Contract	AT	Region	England
% of FP17s for the same patient ID Re-attending within 3 months - Children	82	1,137	7.2%	10.0%	11.4%	11.6%
% of FP17s for the same patient ID Re-attending within 3 months - Adults	447	2,854	15.7%	14.3%	15.0%	15.5%
% of FP17s for the same patient ID Re-attending between 3 & 9 months - Children	562	1,137	49.4%	56.4%	59.9%	58.8%
% of FP17s for the same patient ID Re-attending between 3 & 9 months - Adults	1,363	2,854	47.8%	50.1%	52.0%	51.1%
% of FP17s for Band 1 Urgent Courses	345	3,873	8.9%	8.5%	8.0%	9.0%
% of FP17s Relating to Free Repair or Replacements	51	3,873	1.3%	0.7%	0.8%	0.8%
% of FP17s Relating to Continuations	65	3,873	1.7%	0.9%	0.9%	0.9%
% of Patients satisfied with the dentistry they have received	4	4	N/A	92.9%	93.5%	93.3%
% of Patients satisfied with the time they had to wait for an appointment	4	4	N/A	89.3%	89.1%	88.9%

\* This is based on patients treated on this contract for their most recent course of treatment. Figures in italics indicate the base number of FP17s or Patient Questionnaire responses are less than 100. N/A is shown where the base number of responses is less than 10 during the period. % is calculated as Quantity/Base number\*100

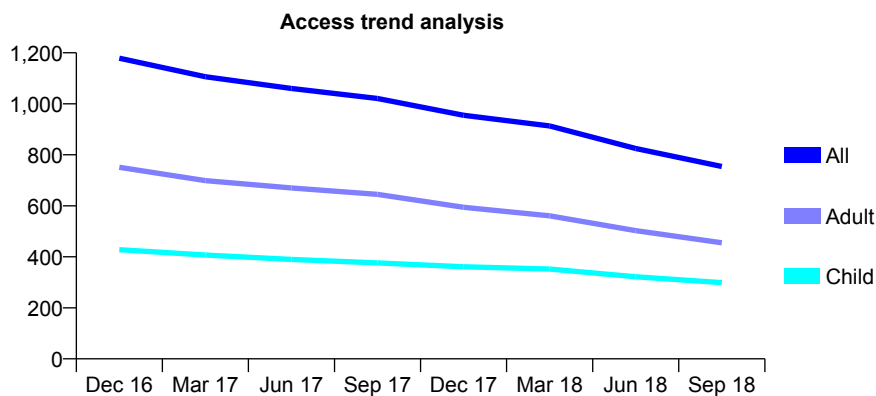
## Q57 - Vital Signs At a Glance Contract Report for 861065/0001 - September 2018

Name or company name	MRS DO GAWLEY
Contract type name	GDS Contract
Purpose of contract	General
Contract start date	01/04/2006
Contract end date	

18/19 Contracted general activity (UDA)	4,051
Carry forward general activity (UDA)	0
18/19 Contracted orthodontic activity (UOA)	0
Carry forward orthodontic activity (UOA)	0
Baseline contract value	£99,563.05

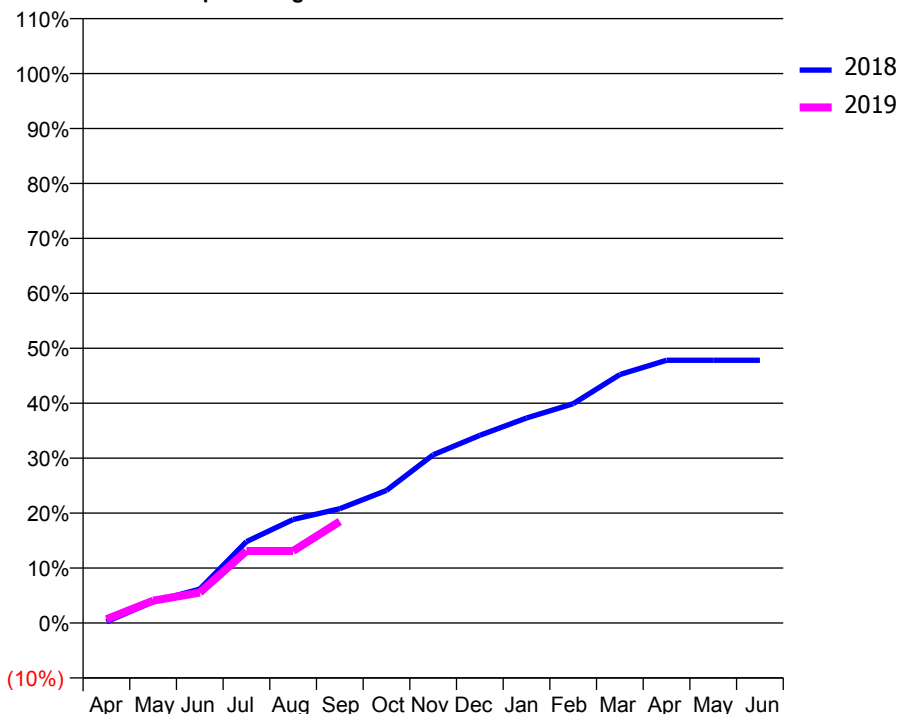
### ACCESS\*

Patients seen in 24 months	Total	Change since previous quarter
Quarter ending September 2017	1,021	
Quarter ending December 2017	955	↓
Quarter ending March 2018	913	↓
Quarter ending June 2018	825	↓
Quarter ending September 2018	754	↓
<b>Variance since September 2017</b>	<b>(26.2%)</b>	<b>↓</b>



### ACTIVITY

Cumulative percentage of contracted UDA delivered 2018 & 2019



Adjusted Scheduled Activity (UDA)

Month	2018	2019
April	9	28
May	158	164
June	250	225
July	600	531
August	764	531
September	843	748
October	977	
November	1,240	
December	1,384	
January	1,511	
February	1,616	
March	1,832	
April	1,937	
May	1,937	
June	1,937	

### QUALITY

	Quantity	Base Number	Contract	AT	Region	England
% of FP17s for the same patient ID Re-attending within 3 months - Children	20	234	8.5%	10.0%	11.4%	11.6%
% of FP17s for the same patient ID Re-attending within 3 months - Adults	55	333	16.5%	14.3%	15.0%	15.5%
% of FP17s for the same patient ID Re-attending between 3 & 9 months - Children	153	234	65.4%	56.4%	59.9%	58.8%
% of FP17s for the same patient ID Re-attending between 3 & 9 months - Adults	240	333	72.1%	50.1%	52.0%	51.1%
% of FP17s for Band 1 Urgent Courses	53	518	10.2%	8.5%	8.0%	9.0%
% of FP17s Relating to Free Repair or Replacements	0	518	0.0%	0.7%	0.8%	0.8%
% of FP17s Relating to Continuations	12	518	2.3%	0.9%	0.9%	0.9%
% of Patients satisfied with the dentistry they have received	1	1	N/A	92.9%	93.5%	93.3%
% of Patients satisfied with the time they had to wait for an appointment	1	1	N/A	89.3%	89.1%	88.9%

\* This is based on patients treated on this contract for their most recent course of treatment. Figures in italics indicate the base number of FP17s or Patient Questionnaire responses are less than 100. N/A is shown where the base number of responses is less than 10 during the period. % is calculated as Quantity/Base number\*100

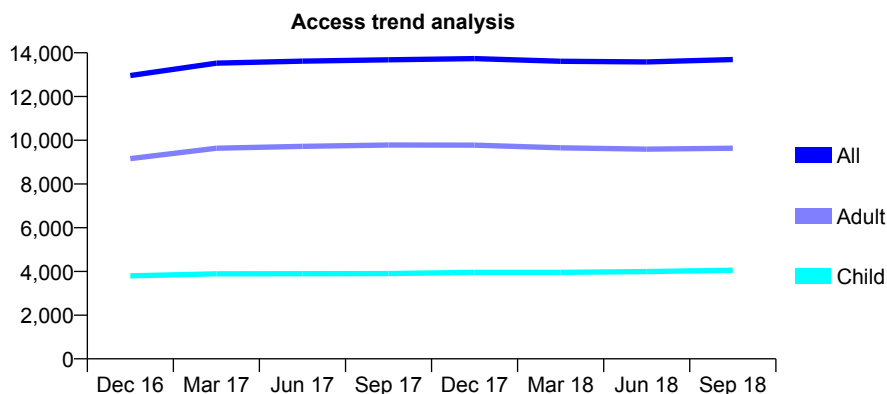
## Q57 - Vital Signs At a Glance Contract Report for 866113/0001 - September 2018

Name or company name	MS N KOTECCHA
Contract type name	GDS Contract
Purpose of contract	General
Contract start date	01/05/2015
Contract end date	

18/19 Contracted general activity (UDA)	36,497
Carry forward general activity (UDA)	0
18/19 Contracted orthodontic activity (UOA)	0
Carry forward orthodontic activity (UOA)	0
Baseline contract value	£906,285.08

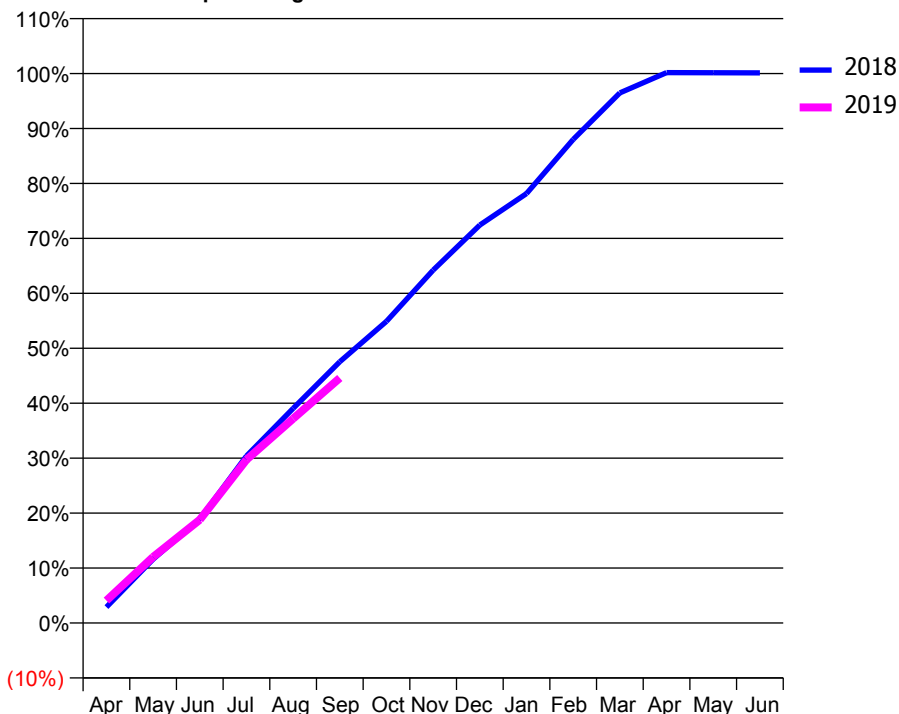
### ACCESS\*

Patients seen in 24 months	Total	Change since previous quarter
Quarter ending September 2017	13,681	
Quarter ending December 2017	13,735	→
Quarter ending March 2018	13,613	→
Quarter ending June 2018	13,585	→
Quarter ending September 2018	13,689	→
<b>Variance since September 2017</b>	<b>0.1%</b>	<b>→</b>



### ACTIVITY

Cumulative percentage of contracted UDA delivered 2018 & 2019



Month	Adjusted Scheduled Activity (UDA)	
	2018	2019
April	1,057	1,493
May	4,234	4,387
June	6,916	6,861
July	11,097	10,844
August	14,256	13,570
September	17,357	16,273
October	20,036	
November	23,443	
December	26,434	
January	28,524	
February	32,115	
March	35,210	
April	36,560	
May	36,548	
June	36,537	

### QUALITY

	Quantity	Base Number	Contract	AT	Region	England
% of FP17s for the same patient ID Re-attending within 3 months - Children	162	3,046	5.3%	10.0%	11.4%	11.6%
% of FP17s for the same patient ID Re-attending within 3 months - Adults	603	6,146	9.8%	14.3%	15.0%	15.5%
% of FP17s for the same patient ID Re-attending between 3 & 9 months - Children	1,924	3,046	63.2%	56.4%	59.9%	58.8%
% of FP17s for the same patient ID Re-attending between 3 & 9 months - Adults	3,631	6,146	59.1%	50.1%	52.0%	51.1%
% of FP17s for Band 1 Urgent Courses	445	8,263	5.4%	8.5%	8.0%	9.0%
% of FP17s Relating to Free Repair or Replacements	53	8,263	0.6%	0.7%	0.8%	0.8%
% of FP17s Relating to Continuations	25	8,263	0.3%	0.9%	0.9%	0.9%
% of Patients satisfied with the dentistry they have received	14	14	100.0%	92.9%	93.5%	93.3%
% of Patients satisfied with the time they had to wait for an appointment	11	14	78.6%	89.3%	89.1%	88.9%

\* This is based on patients treated on this contract for their most recent course of treatment. Figures in italics indicate the base number of FP17s or Patient Questionnaire responses are less than 100. N/A is shown where the base number of responses is less than 10 during the period. % is calculated as Quantity/Base number\*100

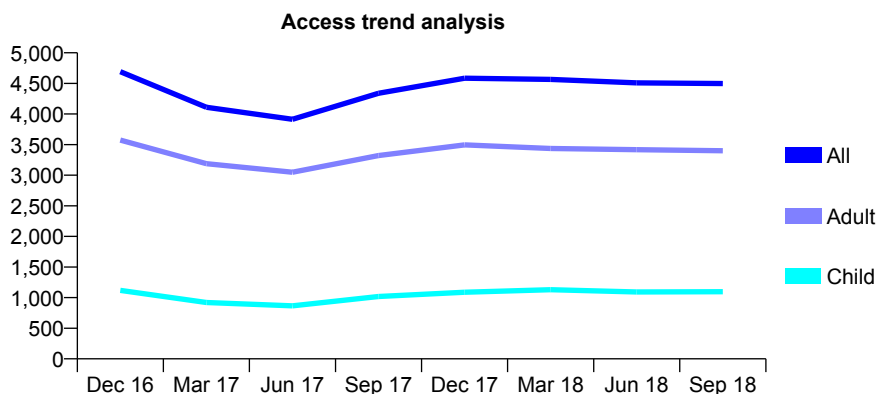
## Q57 - Vital Signs At a Glance Contract Report for 890944/0001 - September 2018

Name or company name	MR AF CLOUGH
Contract type name	GDS Contract
Purpose of contract	General
Contract start date	01/04/2006
Contract end date	

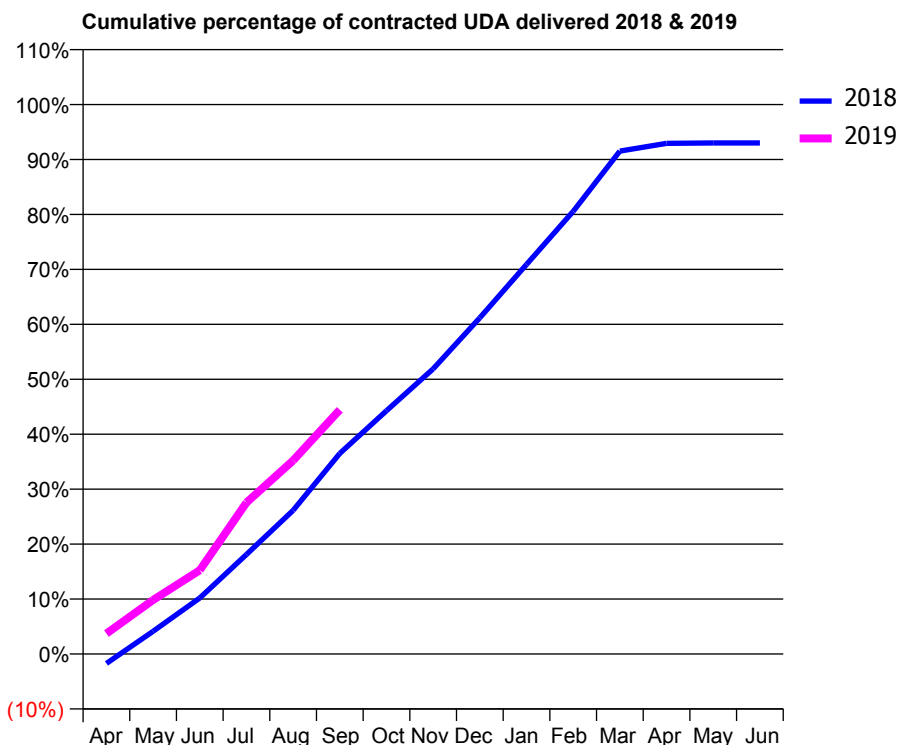
18/19 Contracted general activity (UDA)	11,980
Carry forward general activity (UDA)	0
18/19 Contracted orthodontic activity (UOA)	0
Carry forward orthodontic activity (UOA)	0
Baseline contract value	£338,682.67

### ACCESS\*

Patients seen in 24 months	Total	Change since previous quarter
Quarter ending September 2017	4,339	
Quarter ending December 2017	4,585	↑
Quarter ending March 2018	4,565	→
Quarter ending June 2018	4,509	↓
Quarter ending September 2018	4,498	→
<b>Variance since September 2017</b>	<b>3.7%</b>	<b>↑</b>



### ACTIVITY



Month	Adjusted Scheduled Activity (UDA)	
	2018	2019
April	-207	447
May	495	1,180
June	1,222	1,828
July	2,170	3,301
August	3,134	4,219
September	4,374	5,324
October	5,305	
November	6,218	
December	7,330	
January	8,494	
February	9,650	
March	10,966	
April	11,132	
May	11,143	
June	11,143	

### QUALITY

	Quantity	Base Number	Contract	AT	Region	England
% of FP17s for the same patient ID Re-attending within 3 months - Children	30	705	4.3%	10.0%	11.4%	11.6%
% of FP17s for the same patient ID Re-attending within 3 months - Adults	143	1,965	7.3%	14.3%	15.0%	15.5%
% of FP17s for the same patient ID Re-attending between 3 & 9 months - Children	407	705	57.7%	56.4%	59.9%	58.8%
% of FP17s for the same patient ID Re-attending between 3 & 9 months - Adults	771	1,965	39.2%	50.1%	52.0%	51.1%
% of FP17s for Band 1 Urgent Courses	292	2,591	11.3%	8.5%	8.0%	9.0%
% of FP17s Relating to Free Repair or Replacements	16	2,591	0.6%	0.7%	0.8%	0.8%
% of FP17s Relating to Continuations	15	2,591	0.6%	0.9%	0.9%	0.9%
% of Patients satisfied with the dentistry they have received	1	1	N/A	92.9%	93.5%	93.3%
% of Patients satisfied with the time they had to wait for an appointment	1	1	N/A	89.3%	89.1%	88.9%

\* This is based on patients treated on this contract for their most recent course of treatment. Figures in italics indicate the base number of FP17s or Patient Questionnaire responses are less than 100. N/A is shown where the base number of responses is less than 10 during the period. % is calculated as Quantity/Base number\*100

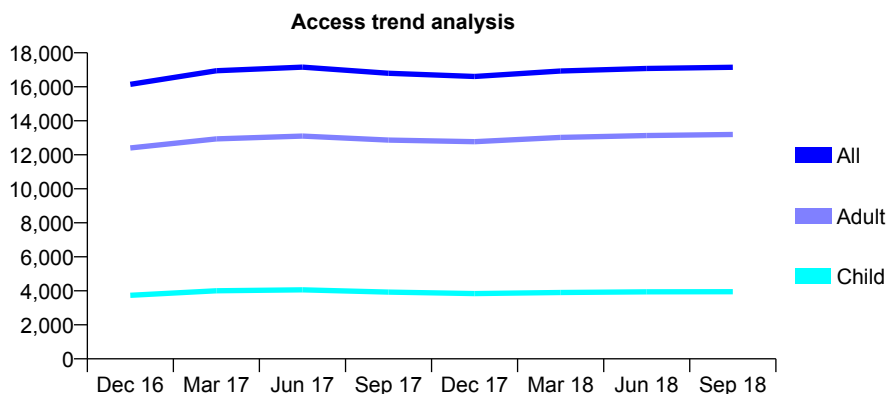
## Q57 - Vital Signs At a Glance Contract Report for 890944/0002 - September 2018

Name or company name	MR AF CLOUGH
Contract type name	GDS Contract
Purpose of contract	General
Contract start date	01/04/2006
Contract end date	

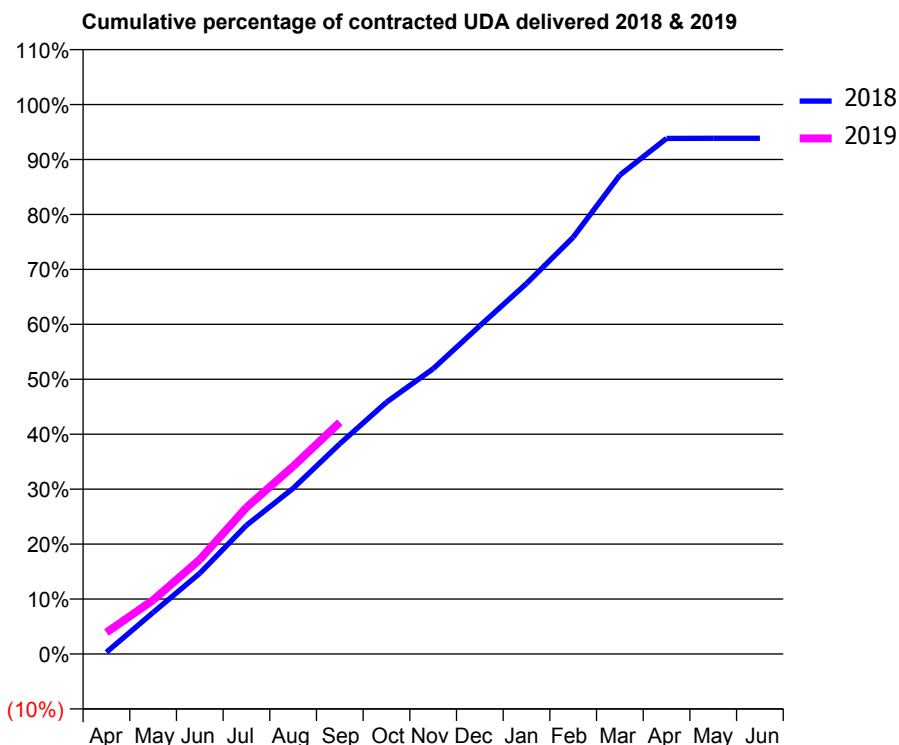
18/19 Contracted general activity (UDA)	45,858
Carry forward general activity (UDA)	0
18/19 Contracted orthodontic activity (UOA)	0
Carry forward orthodontic activity (UOA)	0
Baseline contract value	£1,423,557.16

### ACCESS\*

Patients seen in 24 months	Total	Change since previous quarter
Quarter ending September 2017	16,795	
Quarter ending December 2017	16,611	↓
Quarter ending March 2018	16,927	→
Quarter ending June 2018	17,078	→
Quarter ending September 2018	17,146	→
<b>Variance since September 2017</b>	<b>2.1%</b>	<b>↑</b>



### ACTIVITY



Month	Adjusted Scheduled Activity (UDA)	
	2018	2019
April	152	1,797
May	3,466	4,498
June	6,735	7,884
July	10,747	12,234
August	13,829	15,659
September	17,542	19,332
October	21,016	
November	23,812	
December	27,395	
January	30,923	
February	34,777	
March	39,962	
April	43,023	
May	43,035	
June	43,033	

### QUALITY

	Quantity	Base Number	Contract	AT	Region	England
% of FP17s for the same patient ID Re-attending within 3 months - Children	188	2,562	7.3%	10.0%	11.4%	11.6%
% of FP17s for the same patient ID Re-attending within 3 months - Adults	1,453	7,809	18.6%	14.3%	15.0%	15.5%
% of FP17s for the same patient ID Re-attending between 3 & 9 months - Children	1,267	2,562	49.5%	56.4%	59.9%	58.8%
% of FP17s for the same patient ID Re-attending between 3 & 9 months - Adults	2,541	7,809	32.5%	50.1%	52.0%	51.1%
% of FP17s for Band 1 Urgent Courses	1,819	9,307	19.5%	8.5%	8.0%	9.0%
% of FP17s Relating to Free Repair or Replacements	103	9,307	1.1%	0.7%	0.8%	0.8%
% of FP17s Relating to Continuations	101	9,307	1.1%	0.9%	0.9%	0.9%
% of Patients satisfied with the dentistry they have received	7	9	N/A	92.9%	93.5%	93.3%
% of Patients satisfied with the time they had to wait for an appointment	7	9	N/A	89.3%	89.1%	88.9%

\* This is based on patients treated on this contract for their most recent course of treatment. Figures in italics indicate the base number of FP17s or Patient Questionnaire responses are less than 100. N/A is shown where the base number of responses is less than 10 during the period. % is calculated as Quantity/Base number\*100

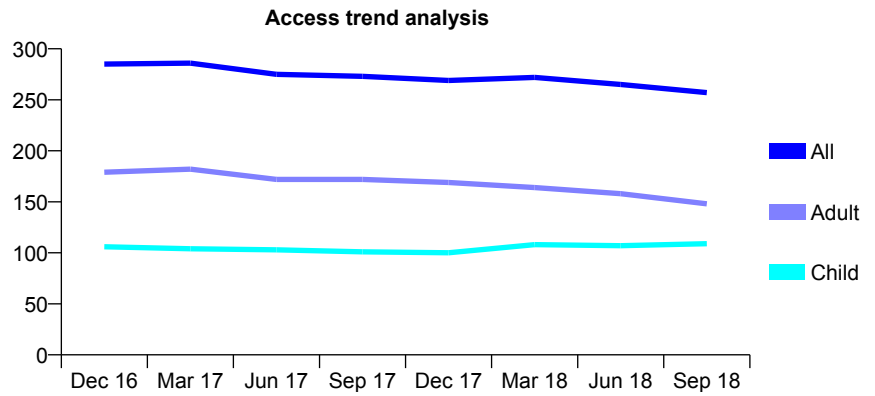
## Q57 - Vital Signs At a Glance Contract Report for 907456/0001 - September 2018

Name or company name	MR NV PANDYA
Contract type name	GDS Contract
Purpose of contract	General
Contract start date	01/04/2006
Contract end date	

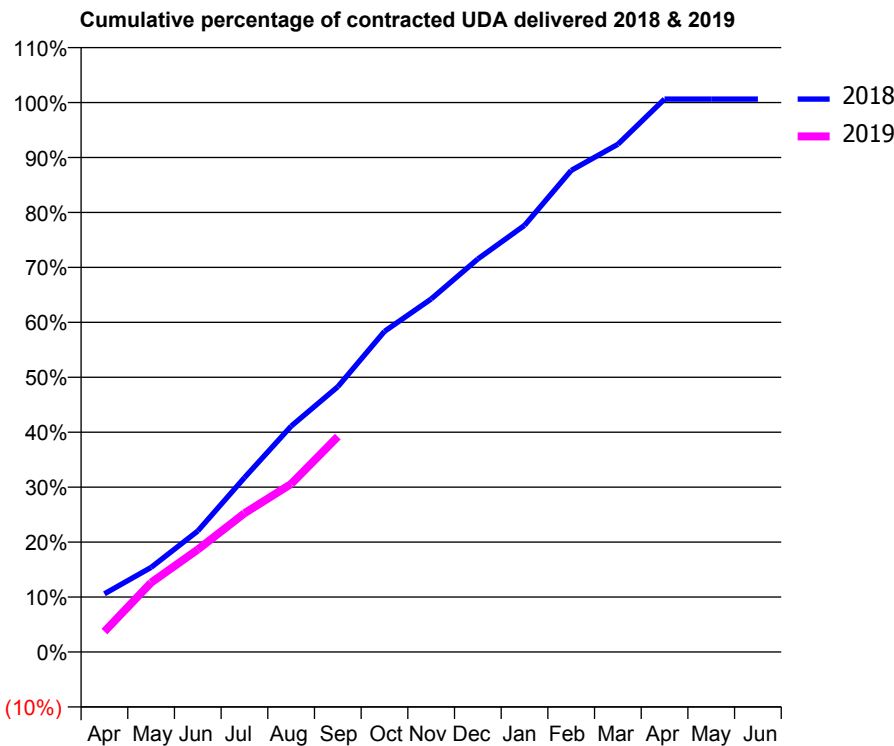
18/19 Contracted general activity (UDA)	621
Carry forward general activity (UDA)	0
18/19 Contracted orthodontic activity (UOA)	0
Carry forward orthodontic activity (UOA)	0
Baseline contract value	£16,490.46

### ACCESS\*

Patients seen in 24 months	Total	Change since previous quarter
Quarter ending September 2017	273	
Quarter ending December 2017	269	↓
Quarter ending March 2018	272	→
Quarter ending June 2018	265	↓
Quarter ending September 2018	257	↓
<b>Variance since September 2017</b>	<b>(5.9%)</b>	<b>↓</b>



### ACTIVITY



Adjusted Scheduled Activity (UDA)		
Month	2018	2019
April	66	23
May	96	78
June	137	116
July	197	157
August	255	190
September	300	243
October	362	
November	399	
December	444	
January	482	
February	544	
March	574	
April	625	
May	625	
June	625	

### QUALITY

	Quantity	Base Number	Contract	AT	Region	England
% of FP17s for the same patient ID Re-attending within 3 months - Children	5	78	6.4%	10.0%	11.4%	11.6%
% of FP17s for the same patient ID Re-attending within 3 months - Adults	19	113	16.8%	14.3%	15.0%	15.5%
% of FP17s for the same patient ID Re-attending between 3 & 9 months - Children	45	78	57.7%	56.4%	59.9%	58.8%
% of FP17s for the same patient ID Re-attending between 3 & 9 months - Adults	66	113	58.4%	50.1%	52.0%	51.1%
% of FP17s for Band 1 Urgent Courses	7	167	4.2%	8.5%	8.0%	9.0%
% of FP17s Relating to Free Repair or Replacements	0	167	0.0%	0.7%	0.8%	0.8%
% of FP17s Relating to Continuations	4	167	2.4%	0.9%	0.9%	0.9%
% of Patients satisfied with the dentistry they have received	0	0	N/A	92.9%	93.5%	93.3%
% of Patients satisfied with the time they had to wait for an appointment	0	0	N/A	89.3%	89.1%	88.9%

\* This is based on patients treated on this contract for their most recent course of treatment. Figures in italics indicate the base number of FP17s or Patient Questionnaire responses are less than 100. N/A is shown where the base number of responses is less than 10 during the period. % is calculated as Quantity/Base number\*100

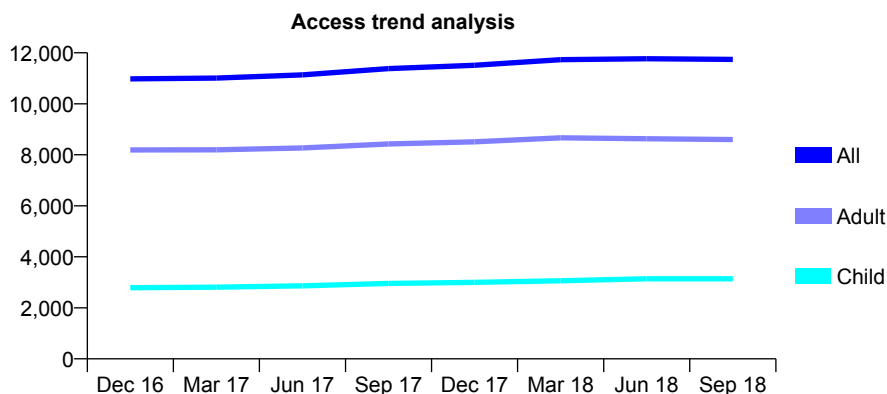
## Q57 - Vital Signs At a Glance Contract Report for 911739/0001 - September 2018

Name or company name	The Walden Dental Clinic
Contract type name	GDS Contract
Purpose of contract	General
Contract start date	01/04/2006
Contract end date	

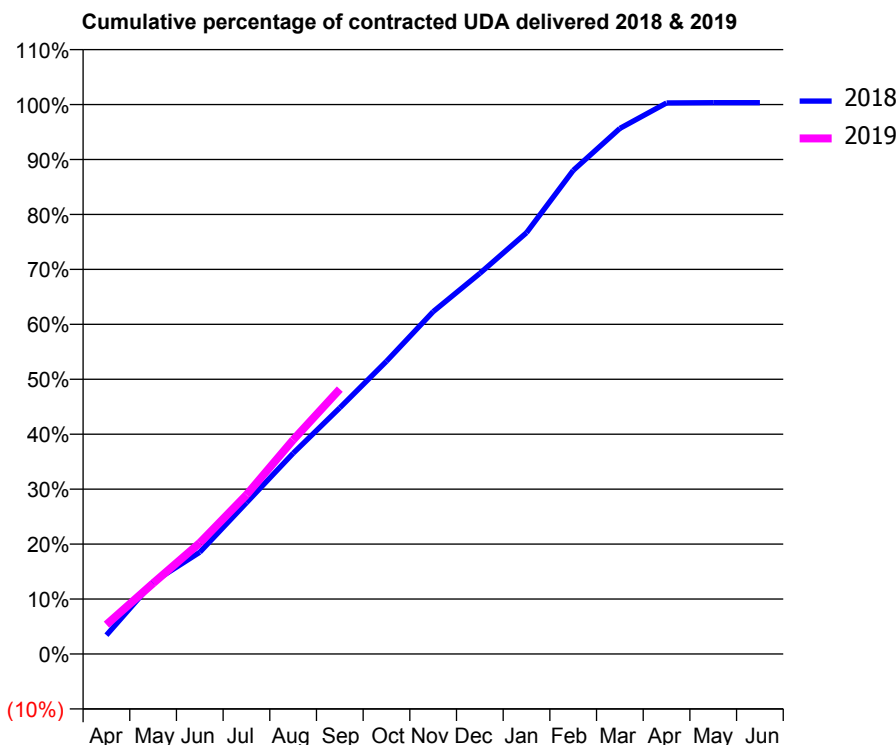
18/19 Contracted general activity (UDA)	28,622
Carry forward general activity (UDA)	0
18/19 Contracted orthodontic activity (UOA)	0
Carry forward orthodontic activity (UOA)	0
Baseline contract value	£714,344.29

### ACCESS\*

Patients seen in 24 months	Total	Change since previous quarter
Quarter ending September 2017	11,382	
Quarter ending December 2017	11,510	→
Quarter ending March 2018	11,732	→
Quarter ending June 2018	11,769	→
Quarter ending September 2018	11,739	→
<b>Variance since September 2017</b>	<b>3.1%</b>	<b>↑</b>



### ACTIVITY



Month	Adjusted Scheduled Activity (UDA)	
	2018	2019
April	980	1,531
May	3,744	3,686
June	5,303	5,789
July	7,880	8,290
August	10,459	11,149
September	12,823	13,798
October	15,249	
November	17,831	
December	19,823	
January	21,945	
February	25,188	
March	27,375	
April	28,705	
May	28,714	
June	28,714	

### QUALITY

	Quantity	Base Number	Contract	AT	Region	England
% of FP17s for the same patient ID Re-attending within 3 months - Children	165	2,465	6.7%	10.0%	11.4%	11.6%
% of FP17s for the same patient ID Re-attending within 3 months - Adults	735	5,411	13.6%	14.3%	15.0%	15.5%
% of FP17s for the same patient ID Re-attending between 3 & 9 months - Children	1,534	2,465	62.2%	56.4%	59.9%	58.8%
% of FP17s for the same patient ID Re-attending between 3 & 9 months - Adults	2,563	5,411	47.4%	50.1%	52.0%	51.1%
% of FP17s for Band 1 Urgent Courses	562	6,912	8.1%	8.5%	8.0%	9.0%
% of FP17s Relating to Free Repair or Replacements	45	6,912	0.7%	0.7%	0.8%	0.8%
% of FP17s Relating to Continuations	14	6,912	0.2%	0.9%	0.9%	0.9%
% of Patients satisfied with the dentistry they have received	12	14	85.7%	92.9%	93.5%	93.3%
% of Patients satisfied with the time they had to wait for an appointment	11	14	78.6%	89.3%	89.1%	88.9%

\* This is based on patients treated on this contract for their most recent course of treatment. Figures in italics indicate the base number of FP17s or Patient Questionnaire responses are less than 100. N/A is shown where the base number of responses is less than 10 during the period. % is calculated as Quantity/Base number\*100



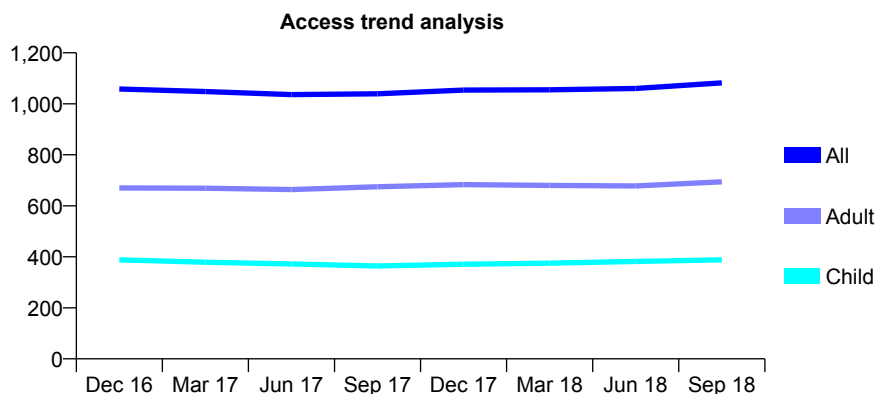
## Q57 - Vital Signs At a Glance Contract Report for 913111/0002 - September 2018

Name or company name	MR J SINGH
Contract type name	GDS Contract
Purpose of contract	General
Contract start date	01/04/2009
Contract end date	

18/19 Contracted general activity (UDA)	2,500
Carry forward general activity (UDA)	0
18/19 Contracted orthodontic activity (UOA)	0
Carry forward orthodontic activity (UOA)	0
Baseline contract value	£60,634.43

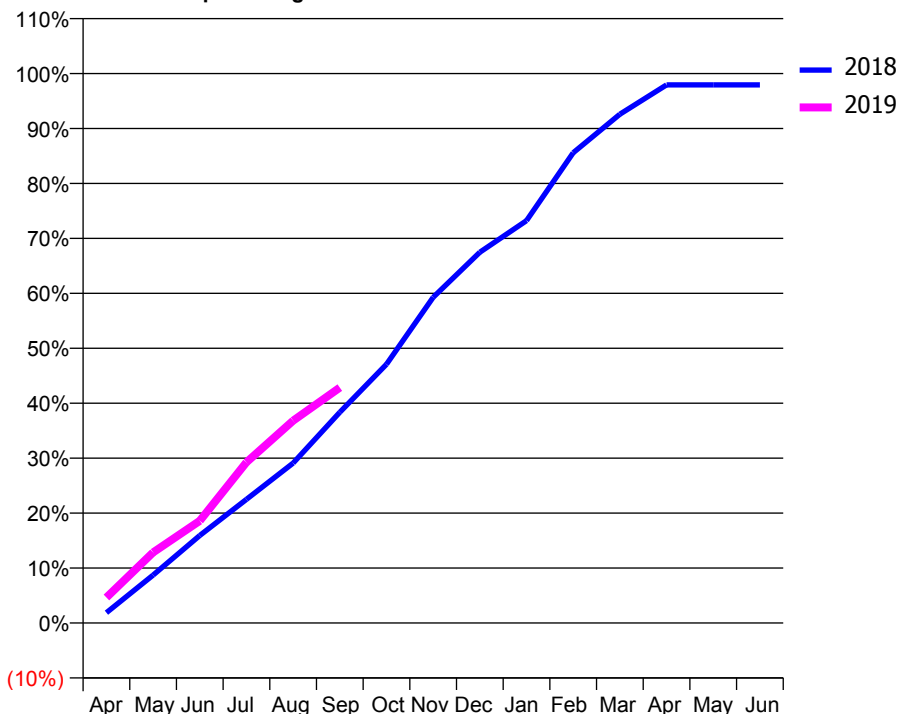
### ACCESS\*

Patients seen in 24 months	Total	Change since previous quarter
Quarter ending September 2017	1,039	
Quarter ending December 2017	1,054	→
Quarter ending March 2018	1,055	→
Quarter ending June 2018	1,060	→
Quarter ending September 2018	1,082	↑
<b>Variance since September 2017</b>	<b>4.1%</b>	<b>↑</b>



### ACTIVITY

Cumulative percentage of contracted UDA delivered 2018 & 2019



Adjusted Scheduled Activity (UDA)		
Month	2018	2019
April	47	116
May	218	321
June	398	465
July	563	731
August	728	921
September	959	1,071
October	1,177	
November	1,482	
December	1,687	
January	1,831	
February	2,139	
March	2,315	
April	2,448	
May	2,448	
June	2,448	

### QUALITY

	Quantity	Base Number	Contract	AT	Region	England
% of FP17s for the same patient ID Re-attending within 3 months - Children	14	273	5.1%	10.0%	11.4%	11.6%
% of FP17s for the same patient ID Re-attending within 3 months - Adults	45	423	10.6%	14.3%	15.0%	15.5%
% of FP17s for the same patient ID Re-attending between 3 & 9 months - Children	165	273	60.4%	56.4%	59.9%	58.8%
% of FP17s for the same patient ID Re-attending between 3 & 9 months - Adults	238	423	56.3%	50.1%	52.0%	51.1%
% of FP17s for Band 1 Urgent Courses	19	642	3.0%	8.5%	8.0%	9.0%
% of FP17s Relating to Free Repair or Replacements	4	642	0.6%	0.7%	0.8%	0.8%
% of FP17s Relating to Continuations	12	642	1.9%	0.9%	0.9%	0.9%
% of Patients satisfied with the dentistry they have received	0	0	N/A	92.9%	93.5%	93.3%
% of Patients satisfied with the time they had to wait for an appointment	0	0	N/A	89.3%	89.1%	88.9%

\* This is based on patients treated on this contract for their most recent course of treatment. Figures in italics indicate the base number of FP17s or Patient Questionnaire responses are less than 100. N/A is shown where the base number of responses is less than 10 during the period. % is calculated as Quantity/Base number\*100

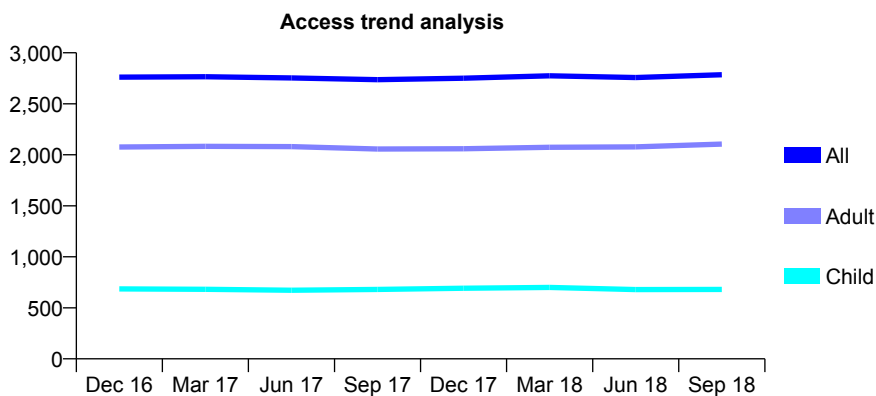
## Q57 - Vital Signs At a Glance Contract Report for 913324/0001 - September 2018

Name or company name	Dr C Bentley & Dr S Sedani
Contract type name	GDS Contract
Purpose of contract	General
Contract start date	01/04/2006
Contract end date	

18/19 Contracted general activity (UDA)	6,366
Carry forward general activity (UDA)	0
18/19 Contracted orthodontic activity (UOA)	0
Carry forward orthodontic activity (UOA)	0
Baseline contract value	£160,807.02

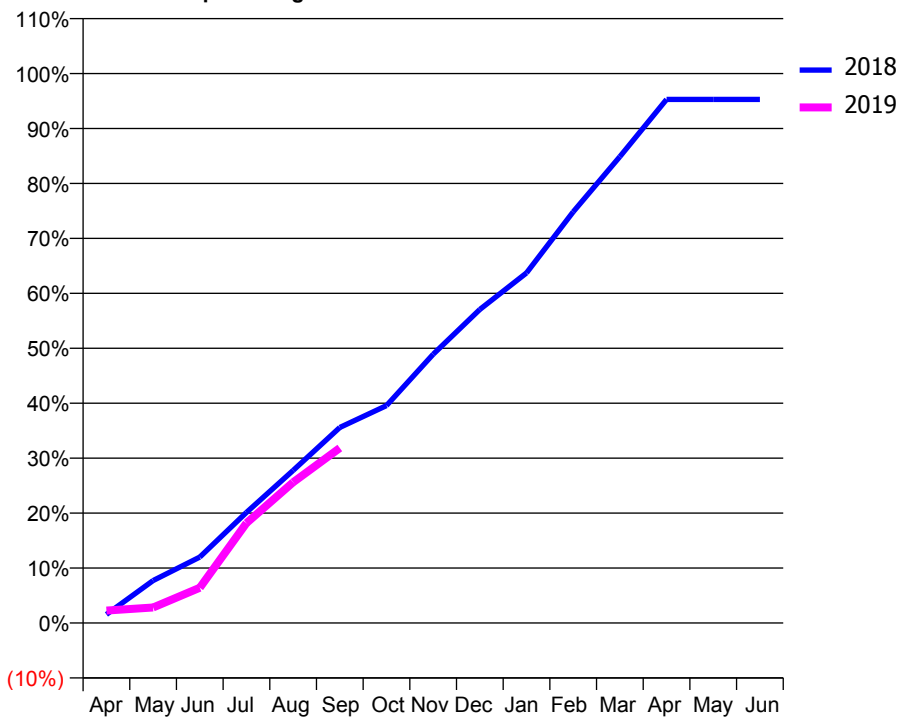
### ACCESS\*

Patients seen in 24 months	Total	Change since previous quarter
Quarter ending September 2017	2,737	
Quarter ending December 2017	2,751	→
Quarter ending March 2018	2,774	→
Quarter ending June 2018	2,757	→
Quarter ending September 2018	2,785	→
<b>Variance since September 2017</b>	<b>1.8%</b>	<b>→</b>



### ACTIVITY

Cumulative percentage of contracted UDA delivered 2018 & 2019



Adjusted Scheduled Activity (UDA)

Month	2018	2019
April	99	144
May	493	179
June	763	409
July	1,281	1,157
August	1,768	1,630
September	2,265	2,027
October	2,520	
November	3,114	
December	3,632	
January	4,055	
February	4,763	
March	5,404	
April	6,066	
May	6,066	
June	6,066	

### QUALITY

	Quantity	Base Number	Contract	AT	Region	England
% of FP17s for the same patient ID Re-attending within 3 months - Children	21	381	5.5%	10.0%	11.4%	11.6%
% of FP17s for the same patient ID Re-attending within 3 months - Adults	97	950	10.2%	14.3%	15.0%	15.5%
% of FP17s for the same patient ID Re-attending between 3 & 9 months - Children	122	381	32.0%	56.4%	59.9%	58.8%
% of FP17s for the same patient ID Re-attending between 3 & 9 months - Adults	330	950	34.7%	50.1%	52.0%	51.1%
% of FP17s for Band 1 Urgent Courses	86	1,102	7.8%	8.5%	8.0%	9.0%
% of FP17s Relating to Free Repair or Replacements	11	1,102	1.0%	0.7%	0.8%	0.8%
% of FP17s Relating to Continuations	7	1,102	0.6%	0.9%	0.9%	0.9%
% of Patients satisfied with the dentistry they have received	2	2	N/A	92.9%	93.5%	93.3%
% of Patients satisfied with the time they had to wait for an appointment	2	2	N/A	89.3%	89.1%	88.9%

\* This is based on patients treated on this contract for their most recent course of treatment. Figures in italics indicate the base number of FP17s or Patient Questionnaire responses are less than 100. N/A is shown where the base number of responses is less than 10 during the period. % is calculated as Quantity/Base number\*100

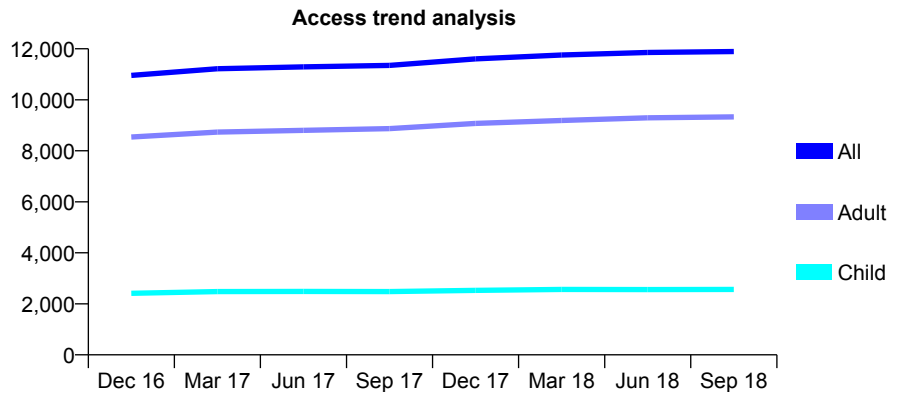
## Q57 - Vital Signs At a Glance Contract Report for 918628/0003 - September 2018

Name or company name	MR P VAID
Contract type name	GDS Contract
Purpose of contract	General
Contract start date	01/11/2007
Contract end date	

18/19 Contracted general activity (UDA)	38,130
Carry forward general activity (UDA)	0
18/19 Contracted orthodontic activity (UOA)	0
Carry forward orthodontic activity (UOA)	0
Baseline contract value	£915,281.82

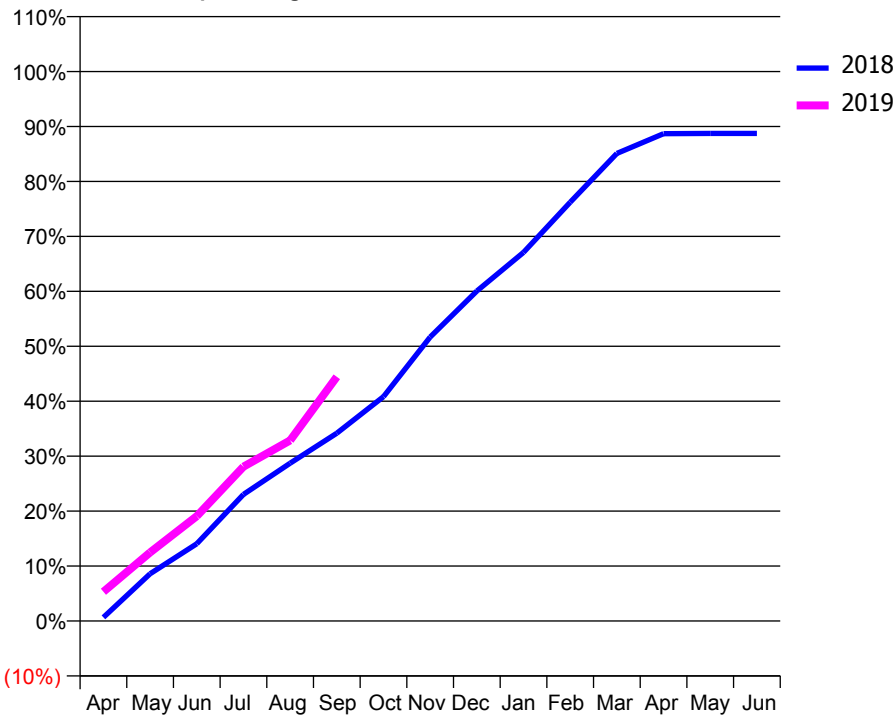
### ACCESS\*

Patients seen in 24 months	Total	Change since previous quarter
Quarter ending September 2017	11,350	
Quarter ending December 2017	11,607	↑
Quarter ending March 2018	11,755	→
Quarter ending June 2018	11,857	→
Quarter ending September 2018	11,892	→
<b>Variance since September 2017</b>	<b>4.8%</b>	<b>↑</b>



### ACTIVITY

Cumulative percentage of contracted UDA delivered 2018 & 2019



Month	2018	2019
April	252	2,028
May	3,280	4,760
June	5,365	7,275
July	8,787	10,706
August	10,951	12,537
September	13,031	16,949
October	15,567	
November	19,701	
December	22,895	
January	25,577	
February	29,057	
March	32,443	
April	33,817	
May	33,830	
June	33,834	

### QUALITY

	Quantity	Base Number	Contract	AT	Region	England
% of FP17s for the same patient ID Re-attending within 3 months - Children	130	2,094	6.2%	10.0%	11.4%	11.6%
% of FP17s for the same patient ID Re-attending within 3 months - Adults	860	6,826	12.6%	14.3%	15.0%	15.5%
% of FP17s for the same patient ID Re-attending between 3 & 9 months - Children	1,432	2,094	68.4%	56.4%	59.9%	58.8%
% of FP17s for the same patient ID Re-attending between 3 & 9 months - Adults	4,381	6,826	64.2%	50.1%	52.0%	51.1%
% of FP17s for Band 1 Urgent Courses	599	8,292	7.2%	8.5%	8.0%	9.0%
% of FP17s Relating to Free Repair or Replacements	63	8,292	0.8%	0.7%	0.8%	0.8%
% of FP17s Relating to Continuations	32	8,292	0.4%	0.9%	0.9%	0.9%
% of Patients satisfied with the dentistry they have received	6	6	N/A	92.9%	93.5%	93.3%
% of Patients satisfied with the time they had to wait for an appointment	5	6	N/A	89.3%	89.1%	88.9%

\* This is based on patients treated on this contract for their most recent course of treatment. Figures in italics indicate the base number of FP17s or Patient Questionnaire responses are less than 100. N/A is shown where the base number of responses is less than 10 during the period. % is calculated as Quantity/Base number\*100

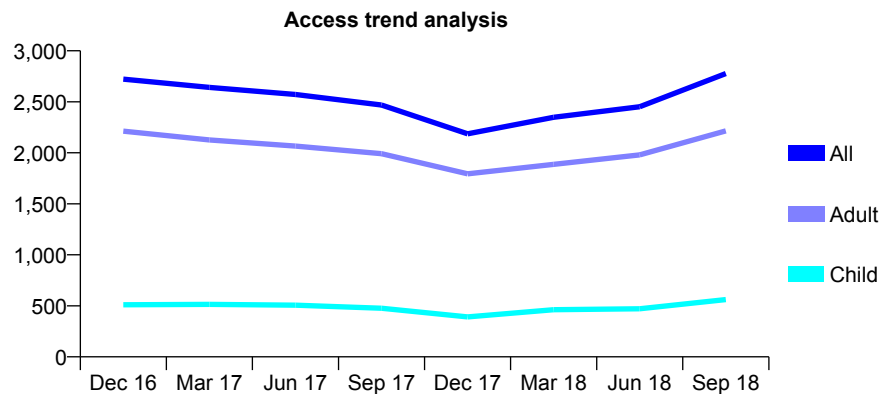
## Q57 - Vital Signs At a Glance Contract Report for 925721/0001 - September 2018

Name or company name	MR I GIBBONS
Contract type name	GDS Contract
Purpose of contract	General
Contract start date	01/04/2006
Contract end date	

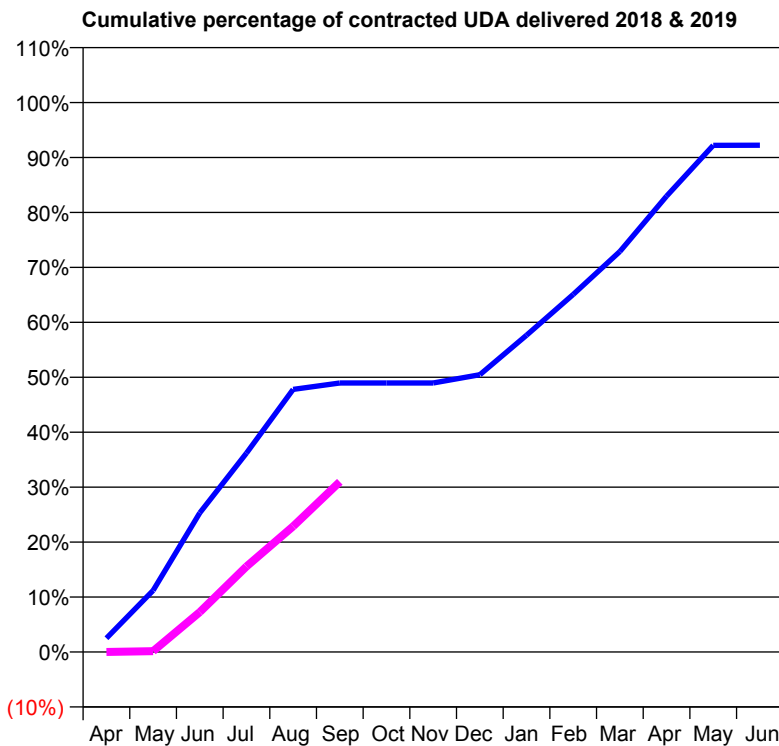
18/19 Contracted general activity (UDA)	7,000
Carry forward general activity (UDA)	0
18/19 Contracted orthodontic activity (UOA)	0
Carry forward orthodontic activity (UOA)	0
Baseline contract value	£176,469.38

### ACCESS\*

Patients seen in 24 months	Total	Change since previous quarter
Quarter ending September 2017	2,468	
Quarter ending December 2017	2,186	↓
Quarter ending March 2018	2,349	↑
Quarter ending June 2018	2,451	↑
Quarter ending September 2018	2,777	↑
<b>Variance since September 2017</b>	<b>12.5%</b>	<b>↑</b>



### ACTIVITY



Month	Adjusted Scheduled Activity (UDA)	
	2018	2019
April	176	0
May	783	10
June	1,773	508
July	2,534	1,089
August	3,346	1,601
September	3,428	2,168
October	3,428	
November	3,428	
December	3,533	
January	4,035	
February	4,555	
March	5,102	
April	5,807	
May	6,453	
June	6,456	

### QUALITY

	Quantity	Base Number	Contract	AT	Region	England
% of FP17s for the same patient ID Re-attending within 3 months - Children	14	345	4.1%	10.0%	11.4%	11.6%
% of FP17s for the same patient ID Re-attending within 3 months - Adults	99	1,378	7.2%	14.3%	15.0%	15.5%
% of FP17s for the same patient ID Re-attending between 3 & 9 months - Children	54	345	15.7%	56.4%	59.9%	58.8%
% of FP17s for the same patient ID Re-attending between 3 & 9 months - Adults	280	1,378	20.3%	50.1%	52.0%	51.1%
% of FP17s for Band 1 Urgent Courses	48	1,010	4.8%	8.5%	8.0%	9.0%
% of FP17s Relating to Free Repair or Replacements	6	1,010	0.6%	0.7%	0.8%	0.8%
% of FP17s Relating to Continuations	4	1,010	0.4%	0.9%	0.9%	0.9%
% of Patients satisfied with the dentistry they have received	2	2	N/A	92.9%	93.5%	93.3%
% of Patients satisfied with the time they had to wait for an appointment	2	2	N/A	89.3%	89.1%	88.9%

\* This is based on patients treated on this contract for their most recent course of treatment. Figures in italics indicate the base number of FP17s or Patient Questionnaire responses are less than 100. N/A is shown where the base number of responses is less than 10 during the period. % is calculated as Quantity/Base number\*100

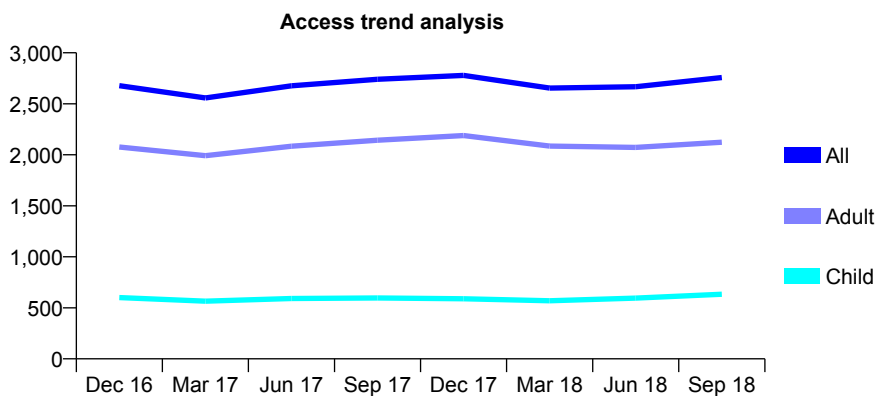
## Q57 - Vital Signs At a Glance Contract Report for 925993/0001 - September 2018

Name or company name	MR M VYAS
Contract type name	GDS Contract
Purpose of contract	General
Contract start date	01/04/2006
Contract end date	

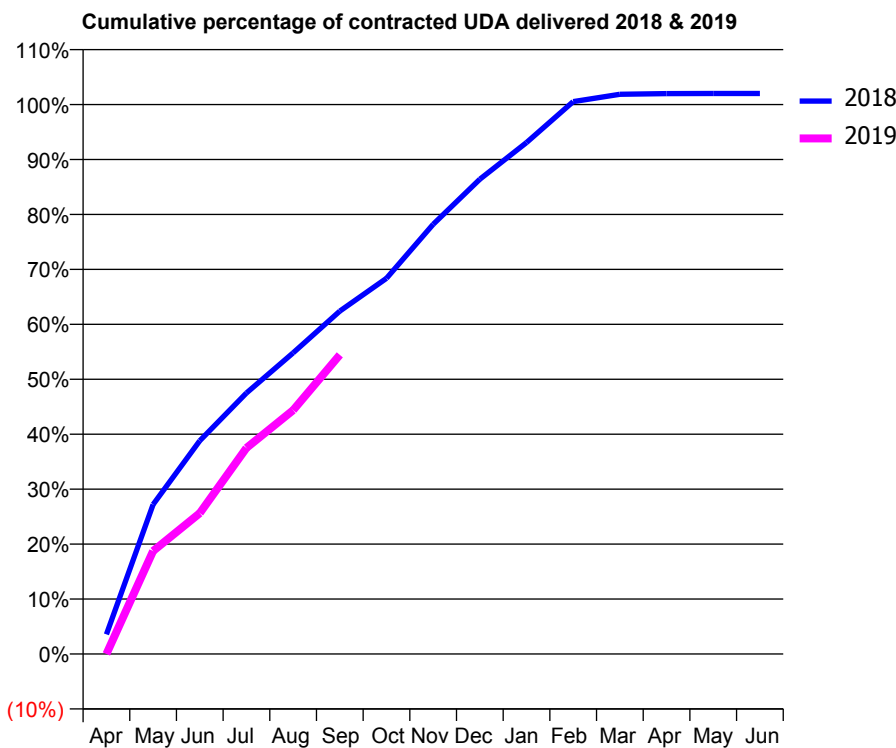
18/19 Contracted general activity (UDA)	6,637
Carry forward general activity (UDA)	0
18/19 Contracted orthodontic activity (UOA)	0
Carry forward orthodontic activity (UOA)	0
Baseline contract value	£271,208.43

### ACCESS\*

Patients seen in 24 months	Total	Change since previous quarter
Quarter ending September 2017	2,740	
Quarter ending December 2017	2,778	→
Quarter ending March 2018	2,654	↓
Quarter ending June 2018	2,667	→
Quarter ending September 2018	2,757	↑
<b>Variance since September 2017</b>	<b>0.6%</b>	<b>→</b>



### ACTIVITY



Month	Adjusted Scheduled Activity (UDA)	
	2018	2019
April	238	0
May	1,806	1,245
June	2,577	1,702
July	3,153	2,488
August	3,638	2,944
September	4,141	3,613
October	4,538	
November	5,190	
December	5,734	
January	6,178	
February	6,671	
March	6,760	
April	6,769	
May	6,770	
June	6,770	

### QUALITY

	Quantity	Base Number	Contract	AT	Region	England
% of FP17s for the same patient ID Re-attending within 3 months - Children	10	421	2.4%	10.0%	11.4%	11.6%
% of FP17s for the same patient ID Re-attending within 3 months - Adults	106	1,242	8.5%	14.3%	15.0%	15.5%
% of FP17s for the same patient ID Re-attending between 3 & 9 months - Children	126	421	29.9%	56.4%	59.9%	58.8%
% of FP17s for the same patient ID Re-attending between 3 & 9 months - Adults	408	1,242	32.9%	50.1%	52.0%	51.1%
% of FP17s for Band 1 Urgent Courses	32	1,657	1.9%	8.5%	8.0%	9.0%
% of FP17s Relating to Free Repair or Replacements	7	1,657	0.4%	0.7%	0.8%	0.8%
% of FP17s Relating to Continuations	15	1,657	0.9%	0.9%	0.9%	0.9%
% of Patients satisfied with the dentistry they have received	1	1	N/A	92.9%	93.5%	93.3%
% of Patients satisfied with the time they had to wait for an appointment	1	1	N/A	89.3%	89.1%	88.9%

\* This is based on patients treated on this contract for their most recent course of treatment. Figures in italics indicate the base number of FP17s or Patient Questionnaire responses are less than 100. N/A is shown where the base number of responses is less than 10 during the period. % is calculated as Quantity/Base number\*100

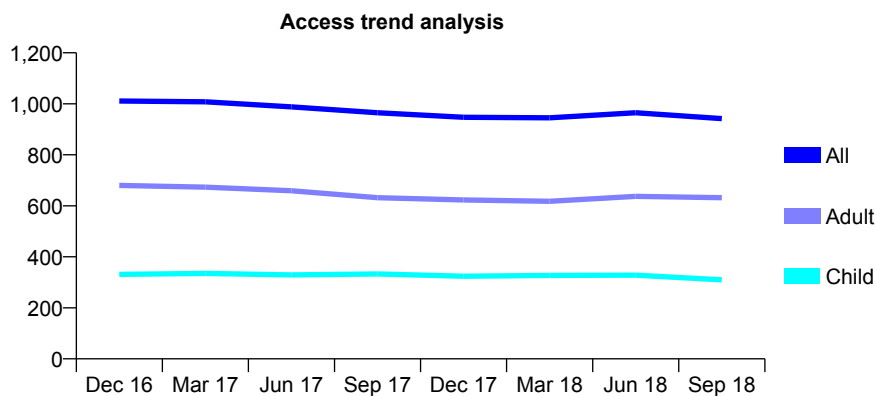
## Q57 - Vital Signs At a Glance Contract Report for 926175/0001 - September 2018

Name or company name	MR GC ECKSTEIN
Contract type name	GDS Contract
Purpose of contract	General
Contract start date	01/04/2006
Contract end date	

18/19 Contracted general activity (UDA)	2,086
Carry forward general activity (UDA)	0
18/19 Contracted orthodontic activity (UOA)	0
Carry forward orthodontic activity (UOA)	0
Baseline contract value	£47,878.10

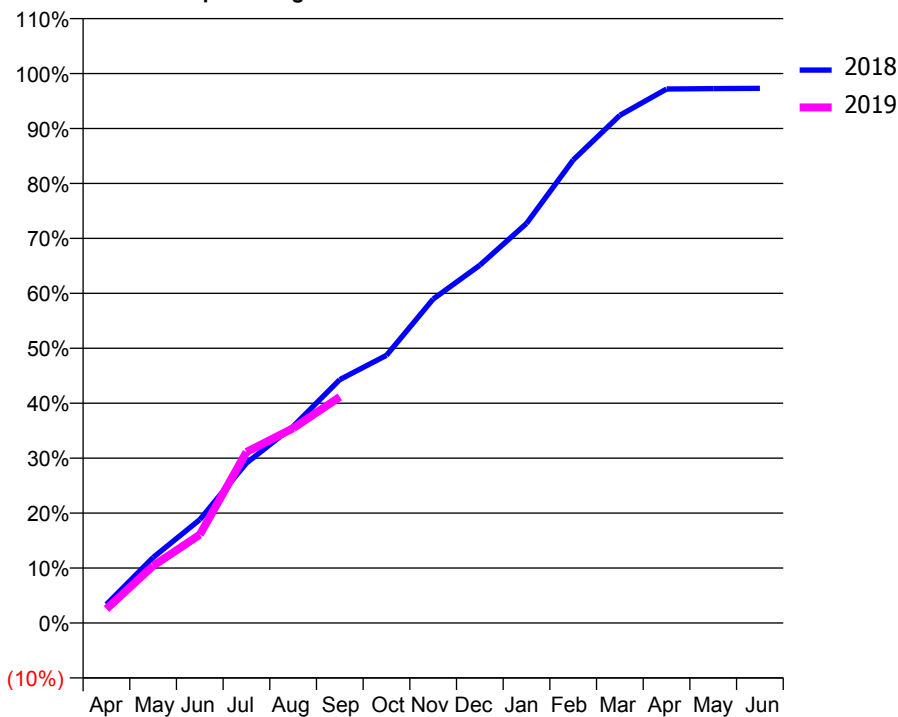
### ACCESS\*

Patients seen in 24 months	Total	Change since previous quarter
Quarter ending September 2017	965	
Quarter ending December 2017	947	↓
Quarter ending March 2018	945	→
Quarter ending June 2018	965	↑
Quarter ending September 2018	942	↓
<b>Variance since September 2017</b>	<b>(2.4%)</b>	<b>↓</b>



### ACTIVITY

Cumulative percentage of contracted UDA delivered 2018 & 2019



Adjusted Scheduled Activity (UDA)		
Month	2018	2019
April	70	53
May	249	217
June	393	335
July	607	649
August	746	739
September	924	858
October	1,016	
November	1,230	
December	1,358	
January	1,517	
February	1,758	
March	1,928	
April	2,027	
May	2,028	
June	2,029	

### QUALITY

	Quantity	Base Number	Contract	AT	Region	England
% of FP17s for the same patient ID Re-attending within 3 months - Children	12	194	6.2%	10.0%	11.4%	11.6%
% of FP17s for the same patient ID Re-attending within 3 months - Adults	27	387	7.0%	14.3%	15.0%	15.5%
% of FP17s for the same patient ID Re-attending between 3 & 9 months - Children	101	194	52.1%	56.4%	59.9%	58.8%
% of FP17s for the same patient ID Re-attending between 3 & 9 months - Adults	111	387	28.7%	50.1%	52.0%	51.1%
% of FP17s for Band 1 Urgent Courses	51	517	9.9%	8.5%	8.0%	9.0%
% of FP17s Relating to Free Repair or Replacements	0	517	0.0%	0.7%	0.8%	0.8%
% of FP17s Relating to Continuations	1	517	0.2%	0.9%	0.9%	0.9%
% of Patients satisfied with the dentistry they have received	0	0	N/A	92.9%	93.5%	93.3%
% of Patients satisfied with the time they had to wait for an appointment	0	0	N/A	89.3%	89.1%	88.9%

\* This is based on patients treated on this contract for their most recent course of treatment. Figures in italics indicate the base number of FP17s or Patient Questionnaire responses are less than 100. N/A is shown where the base number of responses is less than 10 during the period. % is calculated as Quantity/Base number\*100

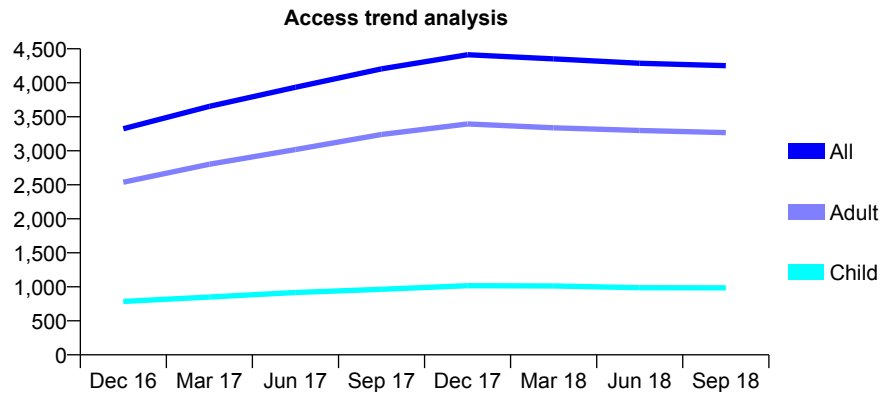
## Q57 - Vital Signs At a Glance Contract Report for 927481/0001 - September 2018

Name or company name	MR A SAID
Contract type name	GDS Contract
Purpose of contract	General
Contract start date	01/12/2015
Contract end date	

18/19 Contracted general activity (UDA)	14,958
Carry forward general activity (UDA)	0
18/19 Contracted orthodontic activity (UOA)	0
Carry forward orthodontic activity (UOA)	0
Baseline contract value	£406,120.04

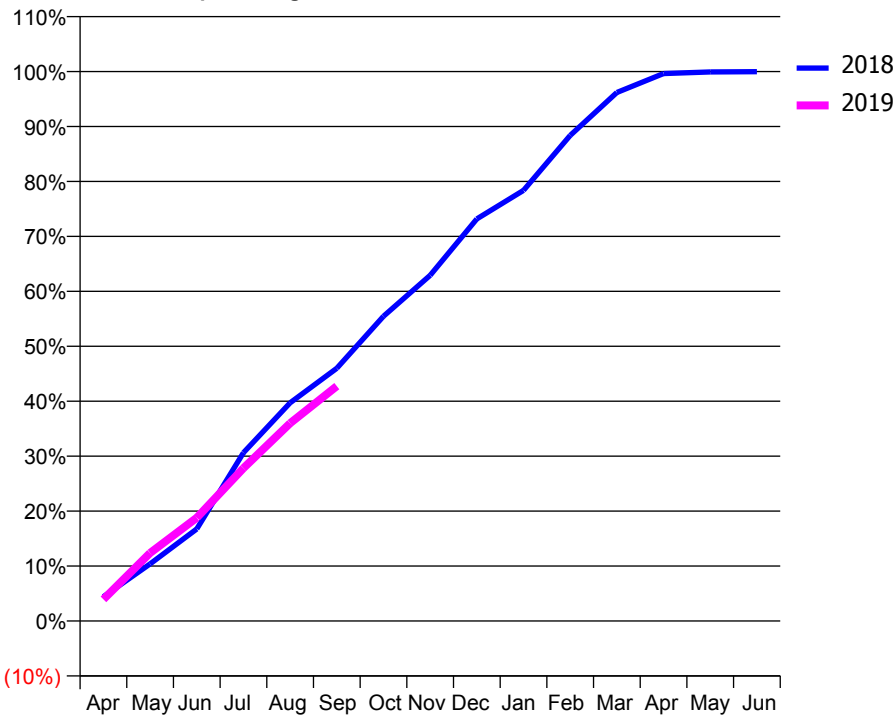
### ACCESS\*

Patients seen in 24 months	Total	Change since previous quarter
Quarter ending September 2017	4,205	
Quarter ending December 2017	4,412	↑
Quarter ending March 2018	4,351	↓
Quarter ending June 2018	4,287	↓
Quarter ending September 2018	4,252	→
<b>Variance since September 2017</b>	<b>1.1%</b>	<b>→</b>



### ACTIVITY

Cumulative percentage of contracted UDA delivered 2018 & 2019



Month	Adjusted Scheduled Activity (UDA)	
	2018	2019
April	662	590
May	1,554	1,852
June	2,506	2,812
July	4,582	4,162
August	5,941	5,386
September	6,879	6,393
October	8,297	
November	9,409	
December	10,946	
January	11,722	
February	13,219	
March	14,388	
April	14,901	
May	14,947	
June	14,952	

### QUALITY

	Quantity	Base Number	Contract	AT	Region	England
% of FP17s for the same patient ID Re-attending within 3 months - Children	40	584	6.8%	10.0%	11.4%	11.6%
% of FP17s for the same patient ID Re-attending within 3 months - Adults	338	1,932	17.5%	14.3%	15.0%	15.5%
% of FP17s for the same patient ID Re-attending between 3 & 9 months - Children	254	584	43.5%	56.4%	59.9%	58.8%
% of FP17s for the same patient ID Re-attending between 3 & 9 months - Adults	899	1,932	46.5%	50.1%	52.0%	51.1%
% of FP17s for Band 1 Urgent Courses	46	2,317	2.0%	8.5%	8.0%	9.0%
% of FP17s Relating to Free Repair or Replacements	8	2,317	0.3%	0.7%	0.8%	0.8%
% of FP17s Relating to Continuations	100	2,317	4.3%	0.9%	0.9%	0.9%
% of Patients satisfied with the dentistry they have received	3	3	N/A	92.9%	93.5%	93.3%
% of Patients satisfied with the time they had to wait for an appointment	3	3	N/A	89.3%	89.1%	88.9%

\* This is based on patients treated on this contract for their most recent course of treatment. Figures in italics indicate the base number of FP17s or Patient Questionnaire responses are less than 100. N/A is shown where the base number of responses is less than 10 during the period. % is calculated as Quantity/Base number\*100

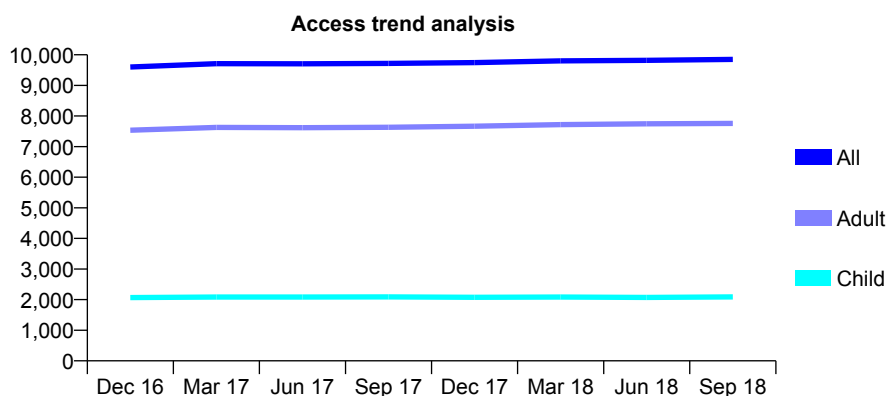
## Q57 - Vital Signs At a Glance Contract Report for 929131/0001 - September 2018

Name or company name	MR MJ PERKINS
Contract type name	GDS Contract
Purpose of contract	General
Contract start date	01/04/2006
Contract end date	

18/19 Contracted general activity (UDA)	24,000
Carry forward general activity (UDA)	0
18/19 Contracted orthodontic activity (UOA)	0
Carry forward orthodontic activity (UOA)	0
Baseline contract value	£538,043.75

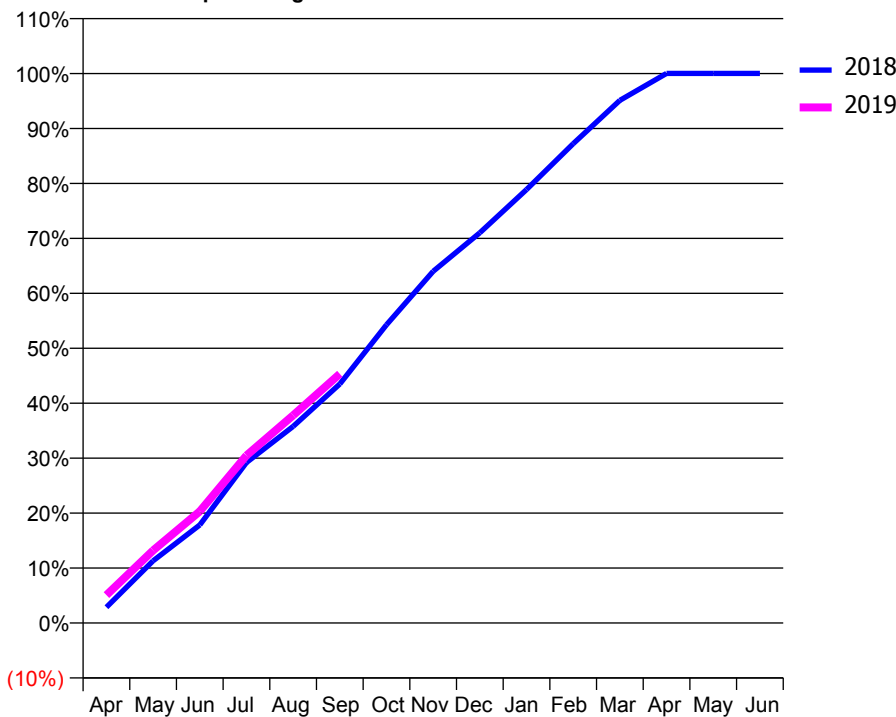
### ACCESS\*

Patients seen in 24 months	Total	Change since previous quarter
Quarter ending September 2017	9,718	
Quarter ending December 2017	9,743	→
Quarter ending March 2018	9,801	→
Quarter ending June 2018	9,817	→
Quarter ending September 2018	9,849	→
<b>Variance since September 2017</b>	<b>1.3%</b>	<b>→</b>



### ACTIVITY

Cumulative percentage of contracted UDA delivered 2018 & 2019



Month	Adjusted Scheduled Activity (UDA)	
	2018	2019
April	690	1,222
May	2,717	3,172
June	4,281	4,880
July	7,008	7,316
August	8,586	9,070
September	10,441	10,881
October	13,025	
November	15,360	
December	17,045	
January	18,930	
February	20,935	
March	22,825	
April	24,002	
May	24,001	
June	24,001	

### QUALITY

	Quantity	Base Number	Contract	AT	Region	England
% of FP17s for the same patient ID Re-attending within 3 months - Children	85	1,648	5.2%	10.0%	11.4%	11.6%
% of FP17s for the same patient ID Re-attending within 3 months - Adults	623	5,074	12.3%	14.3%	15.0%	15.5%
% of FP17s for the same patient ID Re-attending between 3 & 9 months - Children	977	1,648	59.3%	56.4%	59.9%	58.8%
% of FP17s for the same patient ID Re-attending between 3 & 9 months - Adults	2,082	5,074	41.0%	50.1%	52.0%	51.1%
% of FP17s for Band 1 Urgent Courses	496	6,034	8.2%	8.5%	8.0%	9.0%
% of FP17s Relating to Free Repair or Replacements	42	6,034	0.7%	0.7%	0.8%	0.8%
% of FP17s Relating to Continuations	160	6,034	2.7%	0.9%	0.9%	0.9%
% of Patients satisfied with the dentistry they have received	6	6	N/A	92.9%	93.5%	93.3%
% of Patients satisfied with the time they had to wait for an appointment	5	6	N/A	89.3%	89.1%	88.9%

\* This is based on patients treated on this contract for their most recent course of treatment. Figures in italics indicate the base number of FP17s or Patient Questionnaire responses are less than 100. N/A is shown where the base number of responses is less than 10 during the period. % is calculated as Quantity/Base number\*100



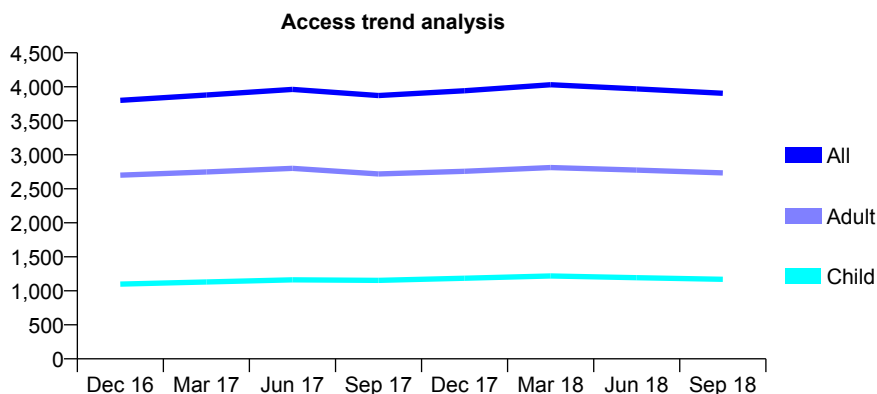
## Q57 - Vital Signs At a Glance Contract Report for 934771/0001 - September 2018

Name or company name	MISS NA PATEL
Contract type name	GDS Contract
Purpose of contract	General
Contract start date	07/05/2012
Contract end date	

18/19 Contracted general activity (UDA)	11,878
Carry forward general activity (UDA)	0
18/19 Contracted orthodontic activity (UOA)	0
Carry forward orthodontic activity (UOA)	0
Baseline contract value	£333,291.52

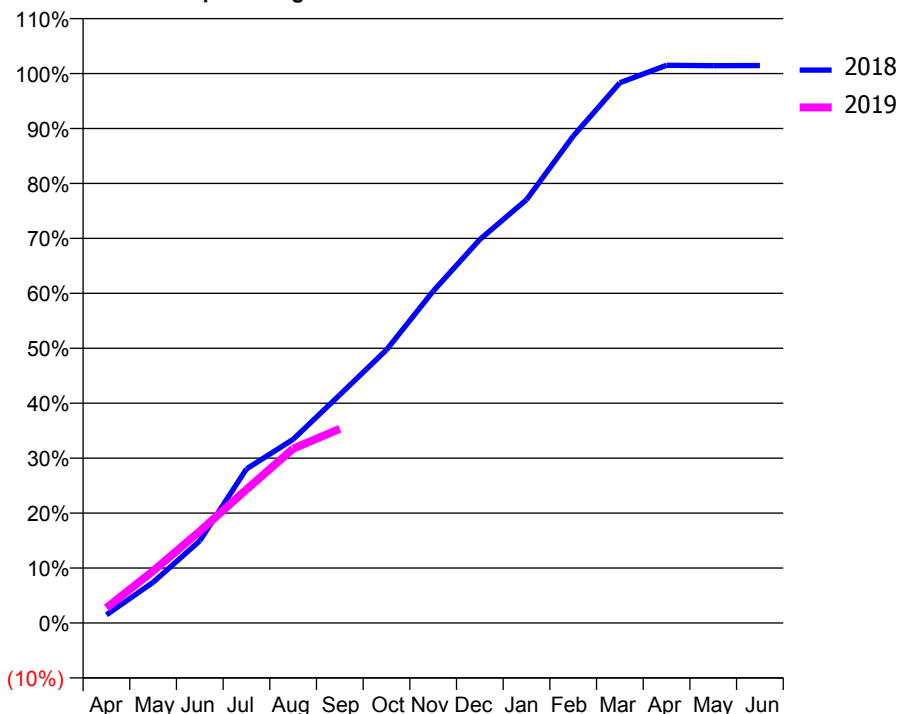
### ACCESS\*

Patients seen in 24 months	Total	Change since previous quarter
Quarter ending September 2017	3,871	
Quarter ending December 2017	3,943	→
Quarter ending March 2018	4,031	↑
Quarter ending June 2018	3,969	↓
Quarter ending September 2018	3,905	↓
<b>Variance since September 2017</b>	<b>0.9%</b>	<b>→</b>



### ACTIVITY

Cumulative percentage of contracted UDA delivered 2018 & 2019



Adjusted Scheduled Activity (UDA)

Month	2018	2019
April	178	326
May	882	1,125
June	1,778	1,985
July	3,329	2,887
August	3,970	3,769
September	4,934	4,199
October	5,906	
November	7,174	
December	8,292	
January	9,150	
February	10,525	
March	11,678	
April	12,055	
May	12,048	
June	12,049	

### QUALITY

	Quantity	Base Number	Contract	AT	Region	England
% of FP17s for the same patient ID Re-attending within 3 months - Children	21	485	4.3%	10.0%	11.4%	11.6%
% of FP17s for the same patient ID Re-attending within 3 months - Adults	251	1,266	19.8%	14.3%	15.0%	15.5%
% of FP17s for the same patient ID Re-attending between 3 & 9 months - Children	188	485	38.8%	56.4%	59.9%	58.8%
% of FP17s for the same patient ID Re-attending between 3 & 9 months - Adults	446	1,266	35.2%	50.1%	52.0%	51.1%
% of FP17s for Band 1 Urgent Courses	128	1,639	7.8%	8.5%	8.0%	9.0%
% of FP17s Relating to Free Repair or Replacements	42	1,639	2.6%	0.7%	0.8%	0.8%
% of FP17s Relating to Continuations	13	1,639	0.8%	0.9%	0.9%	0.9%
% of Patients satisfied with the dentistry they have received	6	6	N/A	92.9%	93.5%	93.3%
% of Patients satisfied with the time they had to wait for an appointment	6	6	N/A	89.3%	89.1%	88.9%

\* This is based on patients treated on this contract for their most recent course of treatment. Figures in italics indicate the base number of FP17s or Patient Questionnaire responses are less than 100. N/A is shown where the base number of responses is less than 10 during the period. % is calculated as Quantity/Base number\*100

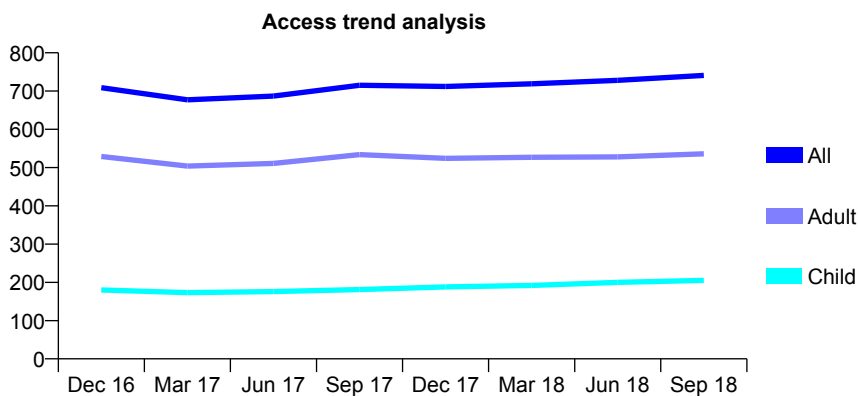
## Q57 - Vital Signs At a Glance Contract Report for 943991/0001 - September 2018

Name or company name	MISS M SHAH
Contract type name	GDS Contract
Purpose of contract	General
Contract start date	01/04/2006
Contract end date	

18/19 Contracted general activity (UDA)	2,333
Carry forward general activity (UDA)	0
18/19 Contracted orthodontic activity (UOA)	0
Carry forward orthodontic activity (UOA)	0
Baseline contract value	£55,667.39

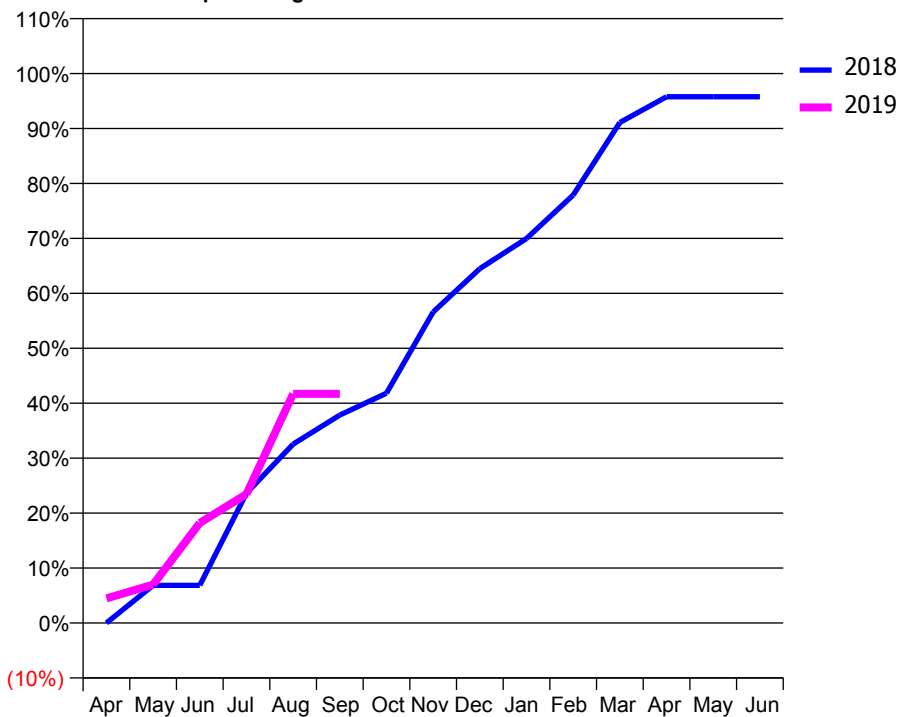
### ACCESS\*

Patients seen in 24 months	Total	Change since previous quarter
Quarter ending September 2017	715	
Quarter ending December 2017	712	→
Quarter ending March 2018	719	→
Quarter ending June 2018	728	→
Quarter ending September 2018	741	→
<b>Variance since September 2017</b>	<b>3.6%</b>	<b>↑</b>



### ACTIVITY

Cumulative percentage of contracted UDA delivered 2018 & 2019



Adjusted Scheduled Activity (UDA)

Month	2018	2019
April	0	105
May	160	163
June	160	425
July	551	547
August	759	973
September	883	973
October	976	
November	1,321	
December	1,505	
January	1,633	
February	1,817	
March	2,125	
April	2,234	
May	2,234	
June	2,234	

### QUALITY

	Quantity	Base Number	Contract	AT	Region	England
% of FP17s for the same patient ID Re-attending within 3 months - Children	9	141	6.4%	10.0%	11.4%	11.6%
% of FP17s for the same patient ID Re-attending within 3 months - Adults	66	329	20.1%	14.3%	15.0%	15.5%
% of FP17s for the same patient ID Re-attending between 3 & 9 months - Children	88	141	62.4%	56.4%	59.9%	58.8%
% of FP17s for the same patient ID Re-attending between 3 & 9 months - Adults	167	329	50.8%	50.1%	52.0%	51.1%
% of FP17s for Band 1 Urgent Courses	29	434	6.7%	8.5%	8.0%	9.0%
% of FP17s Relating to Free Repair or Replacements	10	434	2.3%	0.7%	0.8%	0.8%
% of FP17s Relating to Continuations	16	434	3.7%	0.9%	0.9%	0.9%
% of Patients satisfied with the dentistry they have received	0	0	N/A	92.9%	93.5%	93.3%
% of Patients satisfied with the time they had to wait for an appointment	0	0	N/A	89.3%	89.1%	88.9%

\* This is based on patients treated on this contract for their most recent course of treatment. Figures in italics indicate the base number of FP17s or Patient Questionnaire responses are less than 100. N/A is shown where the base number of responses is less than 10 during the period. % is calculated as Quantity/Base number\*100

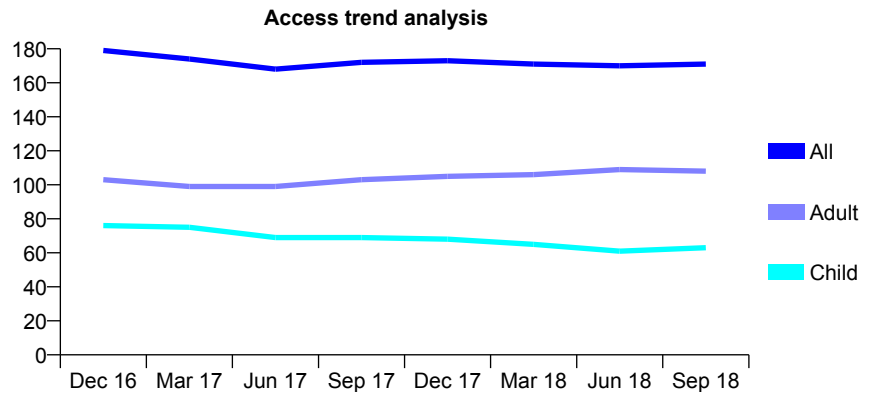
## Q57 - Vital Signs At a Glance Contract Report for 946206/0001 - September 2018

Name or company name	MR S GOVENDER
Contract type name	GDS Contract
Purpose of contract	General
Contract start date	01/05/2007
Contract end date	

18/19 Contracted general activity (UDA)	450
Carry forward general activity (UDA)	0
18/19 Contracted orthodontic activity (UOA)	0
Carry forward orthodontic activity (UOA)	0
Baseline contract value	£12,042.57

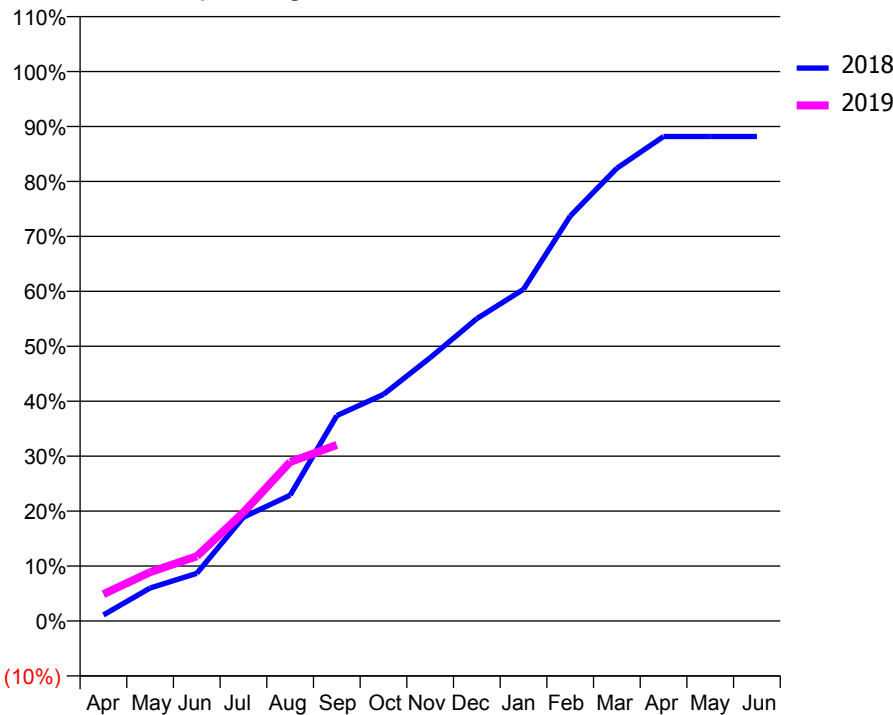
### ACCESS\*

Patients seen in 24 months	Total	Change since previous quarter
Quarter ending September 2017	172	
Quarter ending December 2017	173	→
Quarter ending March 2018	171	↓
Quarter ending June 2018	170	→
Quarter ending September 2018	171	→
<b>Variance since September 2017</b>	<b>(0.6%)</b>	<b>→</b>



### ACTIVITY

Cumulative percentage of contracted UDA delivered 2018 & 2019



Adjusted Scheduled Activity (UDA)		
Month	2018	2019
April	5	22
May	27	40
June	39	53
July	85	89
August	103	130
September	168	144
October	186	
November	216	
December	248	
January	272	
February	332	
March	371	
April	397	
May	397	
June	397	

### QUALITY

	Quantity	Base Number	Contract	AT	Region	England
% of FP17s for the same patient ID Re-attending within 3 months - Children	2	49	4.1%	10.0%	11.4%	11.6%
% of FP17s for the same patient ID Re-attending within 3 months - Adults	3	65	4.6%	14.3%	15.0%	15.5%
% of FP17s for the same patient ID Re-attending between 3 & 9 months - Children	33	49	67.3%	56.4%	59.9%	58.8%
% of FP17s for the same patient ID Re-attending between 3 & 9 months - Adults	31	65	47.7%	50.1%	52.0%	51.1%
% of FP17s for Band 1 Urgent Courses	1	102	1.0%	8.5%	8.0%	9.0%
% of FP17s Relating to Free Repair or Replacements	0	102	0.0%	0.7%	0.8%	0.8%
% of FP17s Relating to Continuations	0	102	0.0%	0.9%	0.9%	0.9%
% of Patients satisfied with the dentistry they have received	0	0	N/A	92.9%	93.5%	93.3%
% of Patients satisfied with the time they had to wait for an appointment	0	0	N/A	89.3%	89.1%	88.9%

\* This is based on patients treated on this contract for their most recent course of treatment. Figures in italics indicate the base number of FP17s or Patient Questionnaire responses are less than 100. N/A is shown where the base number of responses is less than 10 during the period. % is calculated as Quantity/Base number\*100

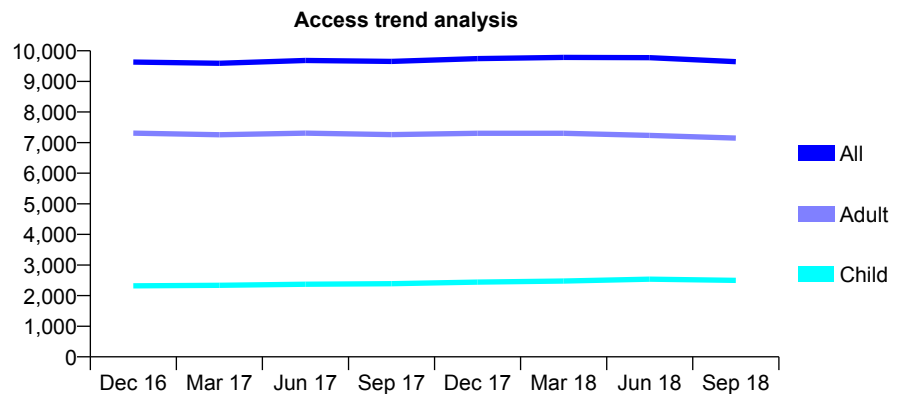
## Q57 - Vital Signs At a Glance Contract Report for 946613/0001 - September 2018

Name or company name	MR M GOLJ
Contract type name	GDS Contract
Purpose of contract	General
Contract start date	01/04/2006
Contract end date	

18/19 Contracted general activity (UDA)	27,535
Carry forward general activity (UDA)	0
18/19 Contracted orthodontic activity (UOA)	0
Carry forward orthodontic activity (UOA)	0
Baseline contract value	£744,008.02

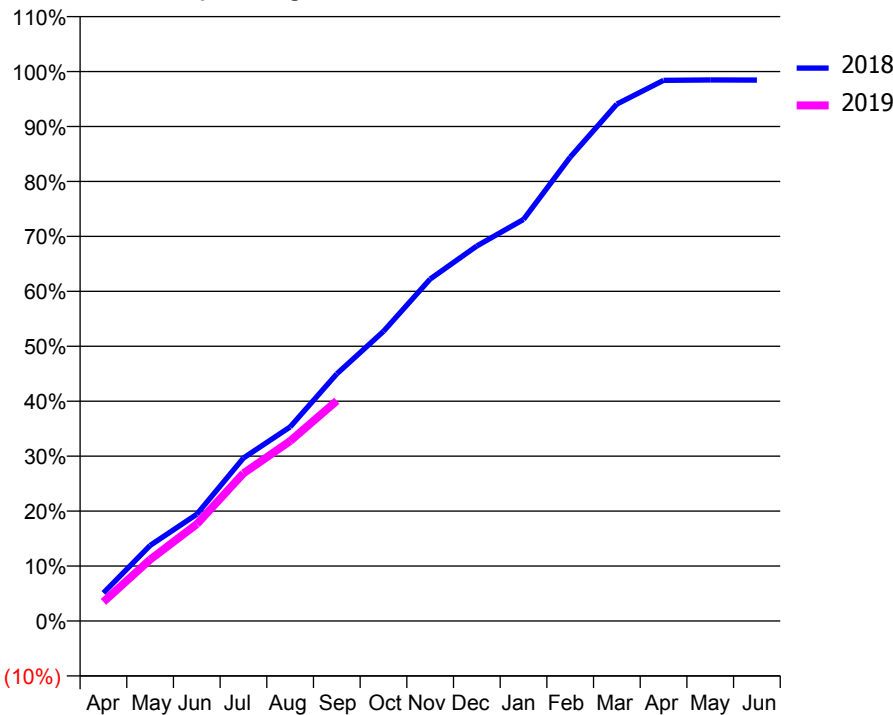
### ACCESS\*

Patients seen in 24 months	Total	Change since previous quarter
Quarter ending September 2017	9,652	
Quarter ending December 2017	9,744	→
Quarter ending March 2018	9,785	→
Quarter ending June 2018	9,774	→
Quarter ending September 2018	9,645	↓
<b>Variance since September 2017</b>	<b>(0.1%)</b>	→



### ACTIVITY

Cumulative percentage of contracted UDA delivered 2018 & 2019



Month	Adjusted Scheduled Activity (UDA)	
	2018	2019
April	1,406	961
May	3,782	3,077
June	5,352	4,853
July	8,168	7,402
August	9,723	9,014
September	12,383	11,038
October	14,516	
November	17,134	
December	18,790	
January	20,124	
February	23,244	
March	25,904	
April	27,092	
May	27,113	
June	27,106	

### QUALITY

	Quantity	Base Number	Contract	AT	Region	England
% of FP17s for the same patient ID Re-attending within 3 months - Children	97	1,718	5.6%	10.0%	11.4%	11.6%
% of FP17s for the same patient ID Re-attending within 3 months - Adults	417	4,294	9.7%	14.3%	15.0%	15.5%
% of FP17s for the same patient ID Re-attending between 3 & 9 months - Children	959	1,718	55.8%	56.4%	59.9%	58.8%
% of FP17s for the same patient ID Re-attending between 3 & 9 months - Adults	2,428	4,294	56.5%	50.1%	52.0%	51.1%
% of FP17s for Band 1 Urgent Courses	325	5,548	5.9%	8.5%	8.0%	9.0%
% of FP17s Relating to Free Repair or Replacements	7	5,548	0.1%	0.7%	0.8%	0.8%
% of FP17s Relating to Continuations	16	5,548	0.3%	0.9%	0.9%	0.9%
% of Patients satisfied with the dentistry they have received	16	18	88.9%	92.9%	93.5%	93.3%
% of Patients satisfied with the time they had to wait for an appointment	17	18	94.4%	89.3%	89.1%	88.9%

\* This is based on patients treated on this contract for their most recent course of treatment. Figures in italics indicate the base number of FP17s or Patient Questionnaire responses are less than 100. N/A is shown where the base number of responses is less than 10 during the period. % is calculated as Quantity/Base number\*100

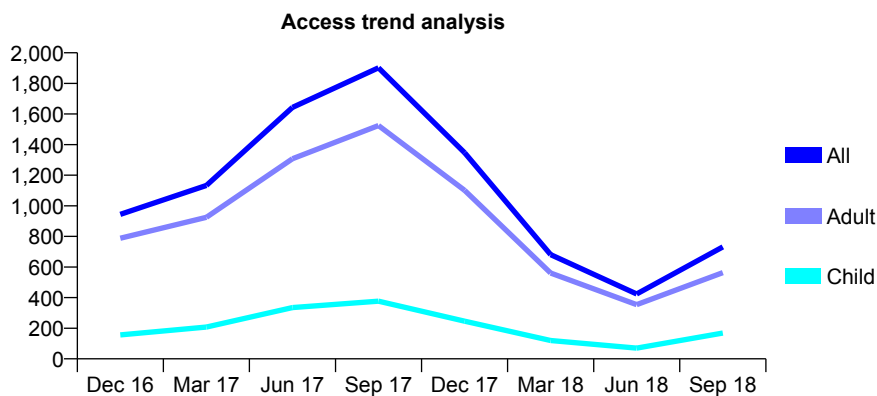
## Q57 - Vital Signs At a Glance Contract Report for 972932/0001 - September 2018

Name or company name	West Mersea Dental Practice
Contract type name	GDS Contract
Purpose of contract	General
Contract start date	01/08/2013
Contract end date	

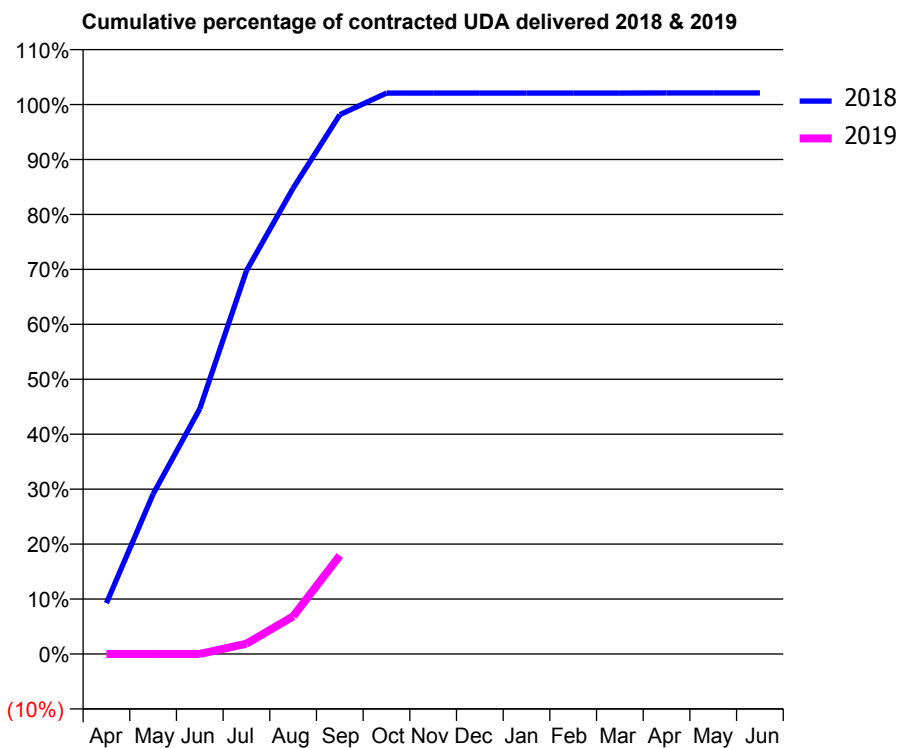
18/19 Contracted general activity (UDA)	3,282
Carry forward general activity (UDA)	0
18/19 Contracted orthodontic activity (UOA)	0
Carry forward orthodontic activity (UOA)	0
Baseline contract value	£81,172.03

### ACCESS\*

Patients seen in 24 months	Total	Change since previous quarter
Quarter ending September 2017	1,902	
Quarter ending December 2017	1,347	↓
Quarter ending March 2018	681	↓
Quarter ending June 2018	424	↓
Quarter ending September 2018	732	↑
<b>Variance since September 2017</b>	<b>(61.5%)</b>	<b>↓</b>



### ACTIVITY



Month	Adjusted Scheduled Activity (UDA)	
	2018	2019
April	304	0
May	956	0
June	1,465	0
July	2,289	62
August	2,782	225
September	3,221	588
October	3,350	
November	3,350	
December	3,350	
January	3,350	
February	3,350	
March	3,350	
April	3,351	
May	3,351	
June	3,351	

### QUALITY

	Quantity	Base Number	Contract	AT	Region	England
% of FP17s for the same patient ID Re-attending within 3 months - Children	0	105	0.0%	10.0%	11.4%	11.6%
% of FP17s for the same patient ID Re-attending within 3 months - Adults	5	311	1.6%	14.3%	15.0%	15.5%
% of FP17s for the same patient ID Re-attending between 3 & 9 months - Children	0	105	0.0%	56.4%	59.9%	58.8%
% of FP17s for the same patient ID Re-attending between 3 & 9 months - Adults	0	311	0.0%	50.1%	52.0%	51.1%
% of FP17s for Band 1 Urgent Courses	42	413	10.2%	8.5%	8.0%	9.0%
% of FP17s Relating to Free Repair or Replacements	0	413	0.0%	0.7%	0.8%	0.8%
% of FP17s Relating to Continuations	0	413	0.0%	0.9%	0.9%	0.9%
% of Patients satisfied with the dentistry they have received	1	1	N/A	92.9%	93.5%	93.3%
% of Patients satisfied with the time they had to wait for an appointment	1	1	N/A	89.3%	89.1%	88.9%

\* This is based on patients treated on this contract for their most recent course of treatment. Figures in italics indicate the base number of FP17s or Patient Questionnaire responses are less than 100. N/A is shown where the base number of responses is less than 10 during the period. % is calculated as Quantity/Base number\*100

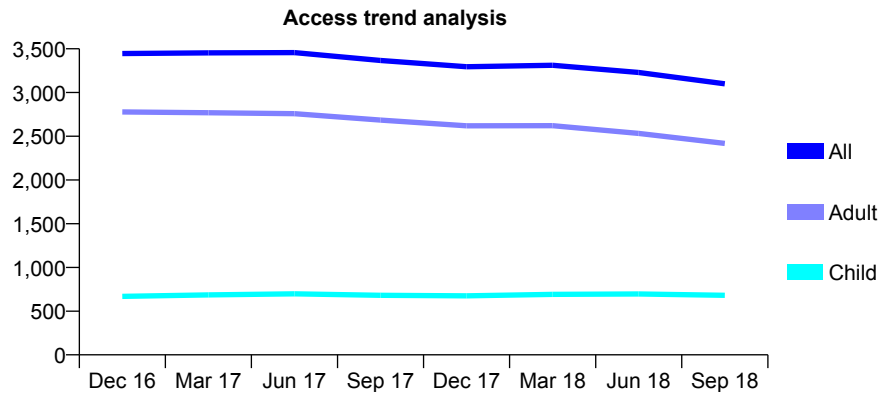
## Q57 - Vital Signs At a Glance Contract Report for 991163/0001 - September 2018

Name or company name	MR S DITTA
Contract type name	GDS Contract
Purpose of contract	General
Contract start date	01/12/2014
Contract end date	

18/19 Contracted general activity (UDA)	9,500
Carry forward general activity (UDA)	0
18/19 Contracted orthodontic activity (UOA)	0
Carry forward orthodontic activity (UOA)	0
Baseline contract value	£229,797.24

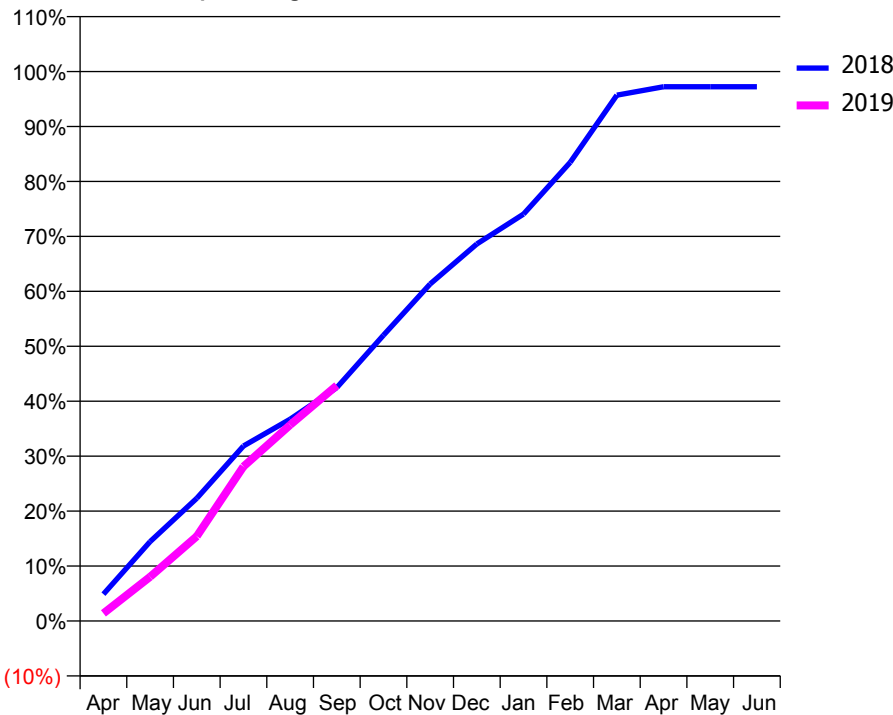
### ACCESS\*

Patients seen in 24 months	Total	Change since previous quarter
Quarter ending September 2017	3,366	
Quarter ending December 2017	3,295	↓
Quarter ending March 2018	3,312	→
Quarter ending June 2018	3,229	↓
Quarter ending September 2018	3,099	↓
<b>Variance since September 2017</b>	<b>(7.9%)</b>	<b>↓</b>



### ACTIVITY

Cumulative percentage of contracted UDA delivered 2018 & 2019



Month	Adjusted Scheduled Activity (UDA)	
	2018	2019
April	464	133
May	1,374	764
June	2,122	1,464
July	3,026	2,671
August	3,489	3,390
September	4,036	4,073
October	4,941	
November	5,827	
December	6,519	
January	7,035	
February	7,929	
March	9,091	
April	9,236	
May	9,236	
June	9,236	

### QUALITY

	Quantity	Base Number	Contract	AT	Region	England
% of FP17s for the same patient ID Re-attending within 3 months - Children	8	383	2.1%	10.0%	11.4%	11.6%
% of FP17s for the same patient ID Re-attending within 3 months - Adults	60	1,115	5.4%	14.3%	15.0%	15.5%
% of FP17s for the same patient ID Re-attending between 3 & 9 months - Children	199	383	52.0%	56.4%	59.9%	58.8%
% of FP17s for the same patient ID Re-attending between 3 & 9 months - Adults	666	1,115	59.7%	50.1%	52.0%	51.1%
% of FP17s for Band 1 Urgent Courses	62	1,431	4.3%	8.5%	8.0%	9.0%
% of FP17s Relating to Free Repair or Replacements	10	1,431	0.7%	0.7%	0.8%	0.8%
% of FP17s Relating to Continuations	3	1,431	0.2%	0.9%	0.9%	0.9%
% of Patients satisfied with the dentistry they have received	2	2	N/A	92.9%	93.5%	93.3%
% of Patients satisfied with the time they had to wait for an appointment	1	2	N/A	89.3%	89.1%	88.9%

\* This is based on patients treated on this contract for their most recent course of treatment. Figures in italics indicate the base number of FP17s or Patient Questionnaire responses are less than 100. N/A is shown where the base number of responses is less than 10 during the period. % is calculated as Quantity/Base number\*100

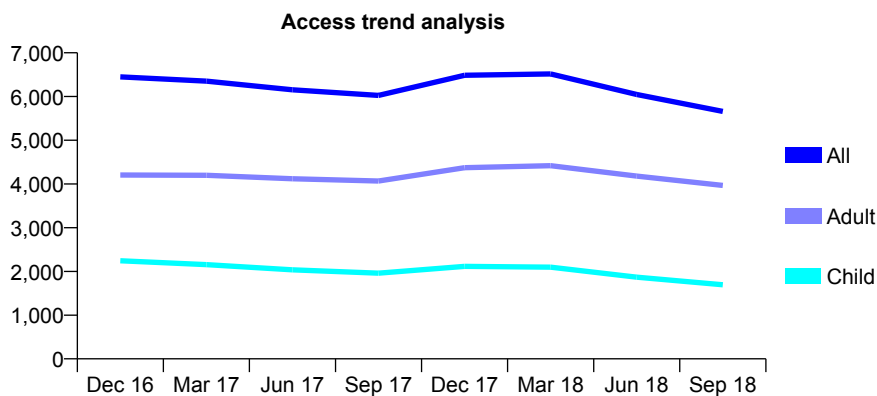
## Q57 - Vital Signs At a Glance Contract Report for 993662/0001 - September 2018

Name or company name	MRS JA JORDAN
Contract type name	GDS Contract
Purpose of contract	General
Contract start date	01/04/2006
Contract end date	

18/19 Contracted general activity (UDA)	13,700
Carry forward general activity (UDA)	0
18/19 Contracted orthodontic activity (UOA)	0
Carry forward orthodontic activity (UOA)	0
Baseline contract value	£404,097.58

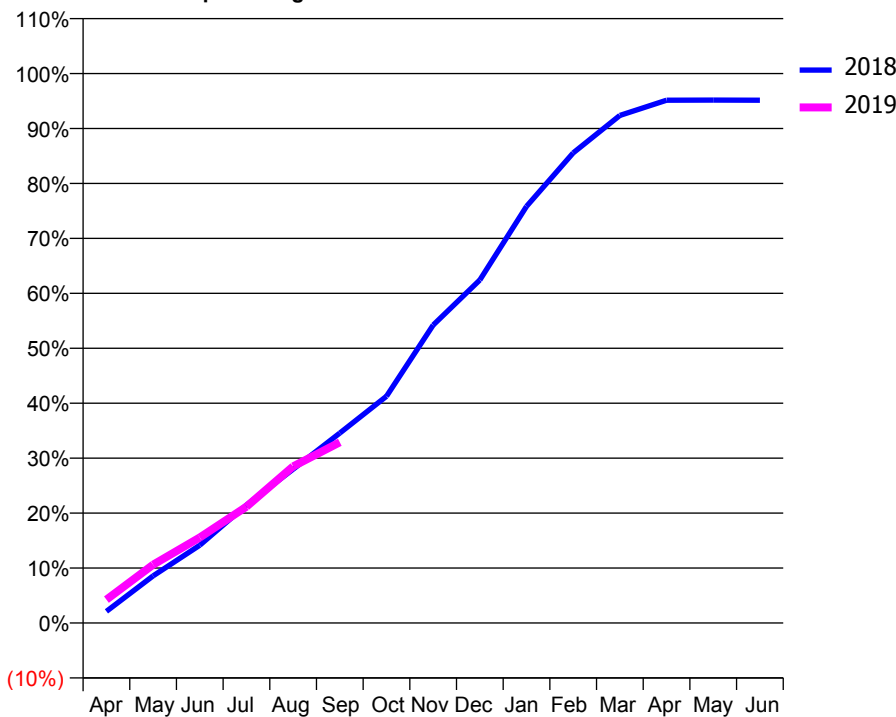
### ACCESS\*

Patients seen in 24 months	Total	Change since previous quarter
Quarter ending September 2017	6,027	
Quarter ending December 2017	6,487	↑
Quarter ending March 2018	6,516	→
Quarter ending June 2018	6,048	↓
Quarter ending September 2018	5,660	↓
<b>Variance since September 2017</b>	<b>(6.1%)</b>	<b>↓</b>



### ACTIVITY

Cumulative percentage of contracted UDA delivered 2018 & 2019



Month	Adjusted Scheduled Activity (UDA)	
	2018	2019
April	289	582
May	1,174	1,456
June	1,940	2,134
July	2,941	2,900
August	3,835	3,905
September	4,736	4,505
October	5,654	
November	7,429	
December	8,552	
January	10,387	
February	11,719	
March	12,656	
April	13,033	
May	13,036	
June	13,034	

### QUALITY

	Quantity	Base Number	Contract	AT	Region	England
% of FP17s for the same patient ID Re-attending within 3 months - Children	31	1,037	3.0%	10.0%	11.4%	11.6%
% of FP17s for the same patient ID Re-attending within 3 months - Adults	175	1,881	9.3%	14.3%	15.0%	15.5%
% of FP17s for the same patient ID Re-attending between 3 & 9 months - Children	586	1,037	56.5%	56.4%	59.9%	58.8%
% of FP17s for the same patient ID Re-attending between 3 & 9 months - Adults	851	1,881	45.2%	50.1%	52.0%	51.1%
% of FP17s for Band 1 Urgent Courses	235	2,762	8.5%	8.5%	8.0%	9.0%
% of FP17s Relating to Free Repair or Replacements	7	2,762	0.3%	0.7%	0.8%	0.8%
% of FP17s Relating to Continuations	3	2,762	0.1%	0.9%	0.9%	0.9%
% of Patients satisfied with the dentistry they have received	1	1	N/A	92.9%	93.5%	93.3%
% of Patients satisfied with the time they had to wait for an appointment	1	1	N/A	89.3%	89.1%	88.9%

\* This is based on patients treated on this contract for their most recent course of treatment. Figures in italics indicate the base number of FP17s or Patient Questionnaire responses are less than 100. N/A is shown where the base number of responses is less than 10 during the period. % is calculated as Quantity/Base number\*100

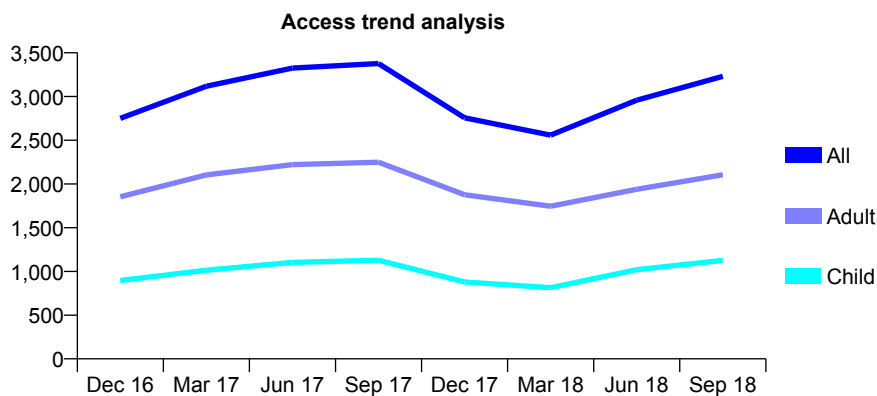
## Q57 - Vital Signs At a Glance Contract Report for 993662/0002 - September 2018

Name or company name	MRS JA JORDAN
Contract type name	GDS Contract
Purpose of contract	General
Contract start date	01/04/2006
Contract end date	

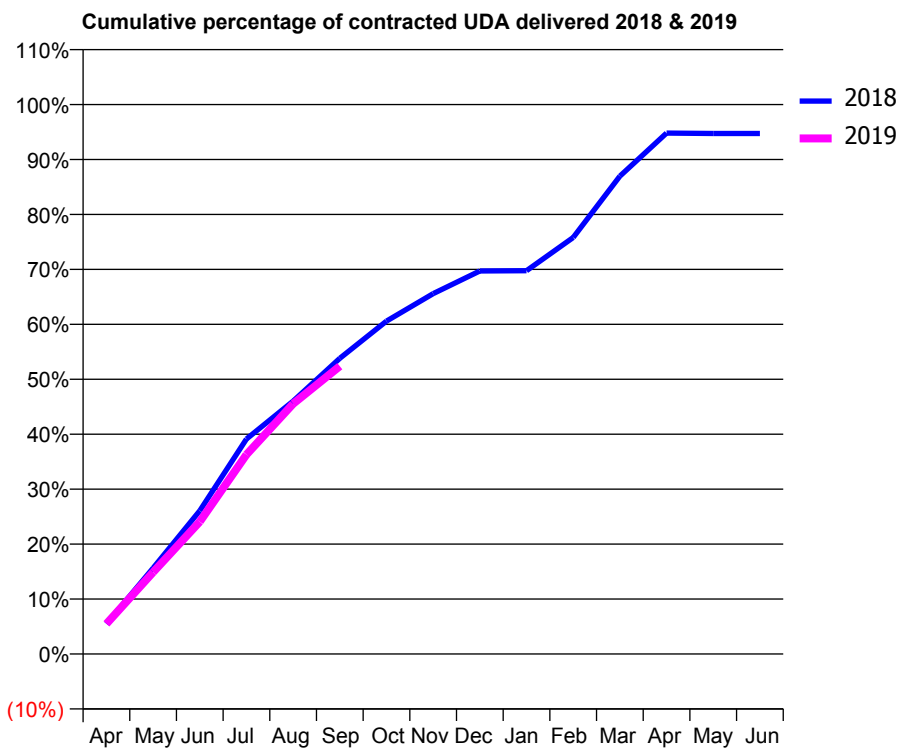
18/19 Contracted general activity (UDA)	6,000
Carry forward general activity (UDA)	0
18/19 Contracted orthodontic activity (UOA)	0
Carry forward orthodontic activity (UOA)	0
Baseline contract value	£150,243.03

### ACCESS\*

Patients seen in 24 months	Total	Change since previous quarter
Quarter ending September 2017	3,377	
Quarter ending December 2017	2,756	↓
Quarter ending March 2018	2,559	↓
Quarter ending June 2018	2,958	↑
Quarter ending September 2018	3,231	↑
<b>Variance since September 2017</b>	<b>(4.3%)</b>	<b>↓</b>



### ACTIVITY



Month	Adjusted Scheduled Activity (UDA)	
	2018	2019
April	330	330
May	939	894
June	1,564	1,445
July	2,348	2,177
August	2,762	2,732
September	3,228	3,143
October	3,635	
November	3,935	
December	4,182	
January	4,185	
February	4,548	
March	5,217	
April	5,687	
May	5,683	
June	5,683	

### QUALITY

	Quantity	Base Number	Contract	AT	Region	England
% of FP17s for the same patient ID Re-attending within 3 months - Children	73	936	7.8%	10.0%	11.4%	11.6%
% of FP17s for the same patient ID Re-attending within 3 months - Adults	176	1,405	12.5%	14.3%	15.0%	15.5%
% of FP17s for the same patient ID Re-attending between 3 & 9 months - Children	202	936	21.6%	56.4%	59.9%	58.8%
% of FP17s for the same patient ID Re-attending between 3 & 9 months - Adults	187	1,405	13.3%	50.1%	52.0%	51.1%
% of FP17s for Band 1 Urgent Courses	331	2,102	15.7%	8.5%	8.0%	9.0%
% of FP17s Relating to Free Repair or Replacements	0	2,102	0.0%	0.7%	0.8%	0.8%
% of FP17s Relating to Continuations	2	2,102	0.1%	0.9%	0.9%	0.9%
% of Patients satisfied with the dentistry they have received	1	1	N/A	92.9%	93.5%	93.3%
% of Patients satisfied with the time they had to wait for an appointment	1	1	N/A	89.3%	89.1%	88.9%

\* This is based on patients treated on this contract for their most recent course of treatment. Figures in italics indicate the base number of FP17s or Patient Questionnaire responses are less than 100. N/A is shown where the base number of responses is less than 10 during the period. % is calculated as Quantity/Base number\*100



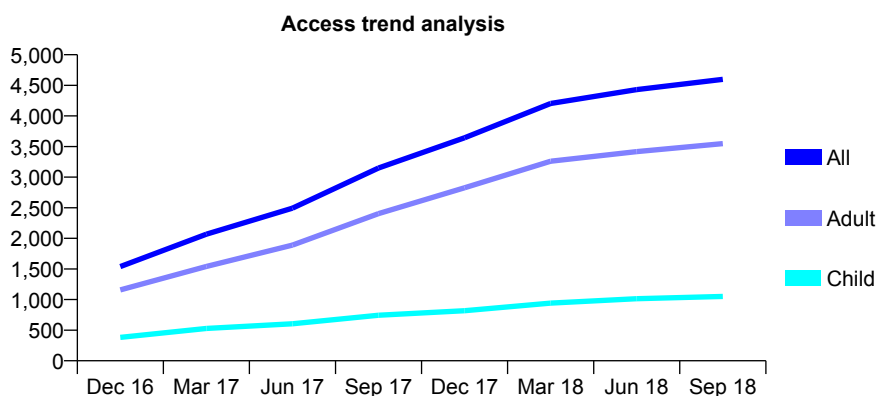
## Q58 - Vital Signs At a Glance Contract Report for 100039/0000 - September 2018

Name or company name	Damira Dental Studios Ltd
Contract type name	PDS Contract
Purpose of contract	General
Contract start date	01/04/2016
Contract end date	31/03/2021

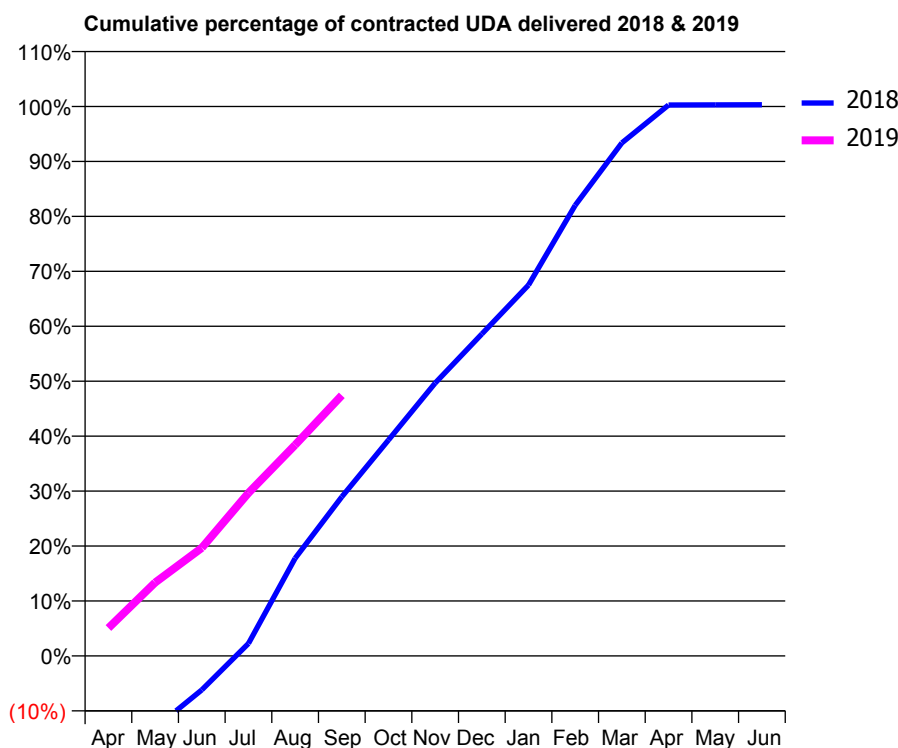
18/19 Contracted general activity (UDA)	10,255
Carry forward general activity (UDA)	0
18/19 Contracted orthodontic activity (UOA)	0
Carry forward orthodontic activity (UOA)	0
Baseline contract value	£260,587.21

### ACCESS\*

Patients seen in 24 months	Total	Change since previous quarter
Quarter ending September 2017	3,149	
Quarter ending December 2017	3,644	↑
Quarter ending March 2018	4,203	↑
Quarter ending June 2018	4,431	↑
Quarter ending September 2018	4,599	↑
<b>Variance since September 2017</b>	<b>46.0%</b>	<b>↑</b>



### ACTIVITY



Month	Adjusted Scheduled Activity (UDA)	
	2018	2019
April	-2,380	522
May	-1,347	1,370
June	-635	2,016
July	233	3,043
August	1,824	3,937
September	2,971	4,865
October	4,031	
November	5,094	
December	6,010	
January	6,922	
February	8,410	
March	9,574	
April	10,282	
May	10,284	
June	10,287	

### QUALITY

	Quantity	Base Number	Contract	AT	Region	England
% of FP17s for the same patient ID Re-attending within 3 months - Children	50	690	7.2%	10.7%	11.4%	11.6%
% of FP17s for the same patient ID Re-attending within 3 months - Adults	258	1,929	13.4%	14.5%	15.0%	15.5%
% of FP17s for the same patient ID Re-attending between 3 & 9 months - Children	366	690	53.0%	58.0%	59.9%	58.8%
% of FP17s for the same patient ID Re-attending between 3 & 9 months - Adults	828	1,929	42.9%	48.8%	52.0%	51.1%
% of FP17s for Band 1 Urgent Courses	321	2,343	13.7%	8.7%	8.0%	9.0%
% of FP17s Relating to Free Repair or Replacements	5	2,343	0.2%	0.7%	0.8%	0.8%
% of FP17s Relating to Continuations	7	2,343	0.3%	0.8%	0.9%	0.9%
% of Patients satisfied with the dentistry they have received	3	3	N/A	94.2%	93.5%	93.3%
% of Patients satisfied with the time they had to wait for an appointment	3	3	N/A	87.2%	89.1%	88.9%

\* This is based on patients treated on this contract for their most recent course of treatment. Figures in italics indicate the base number of FP17s or Patient Questionnaire responses are less than 100. N/A is shown where the base number of responses is less than 10 during the period. % is calculated as Quantity/Base number\*100

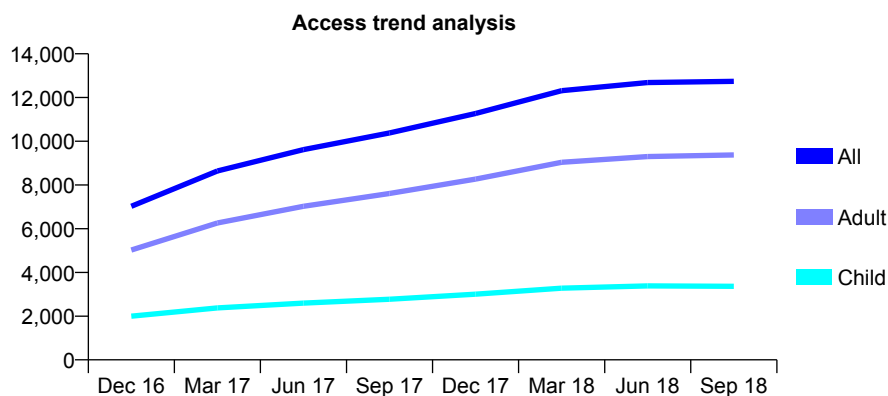
## Q58 - Vital Signs At a Glance Contract Report for 100041/0000 - September 2018

Name or company name	2:30 Ltd
Contract type name	GDS Contract
Purpose of contract	General and Orthodontic
Contract start date	01/04/2016
Contract end date	

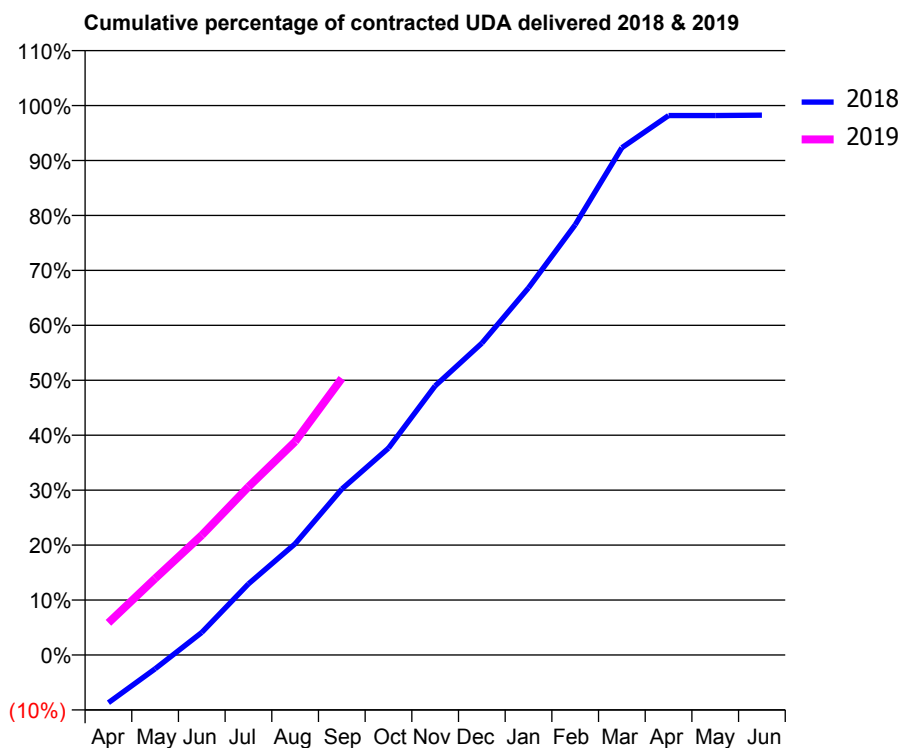
18/19 Contracted general activity (UDA)	31,550
Carry forward general activity (UDA)	0
18/19 Contracted orthodontic activity (UOA)	785
Carry forward orthodontic activity (UOA)	0
Baseline contract value	£943,035.11

### ACCESS\*

Patients seen in 24 months	Total	Change since previous quarter
Quarter ending September 2017	10,382	
Quarter ending December 2017	11,273	↑
Quarter ending March 2018	12,314	↑
Quarter ending June 2018	12,683	↑
Quarter ending September 2018	12,740	→
<b>Variance since September 2017</b>	<b>22.7%</b>	<b>↑</b>



### ACTIVITY



Month	Adjusted Scheduled Activity (UDA)	
	2018	2019
April	-2,742	1,850
May	-797	4,390
June	1,300	6,881
July	4,083	9,656
August	6,389	12,252
September	9,526	15,883
October	11,879	
November	15,453	
December	17,906	
January	21,082	
February	24,704	
March	29,131	
April	30,974	
May	30,976	
June	30,993	

### QUALITY

	Quantity	Base Number	Contract	AT	Region	England
% of FP17s for the same patient ID Re-attending within 3 months - Children	244	2,445	10.0%	10.7%	11.4%	11.6%
% of FP17s for the same patient ID Re-attending within 3 months - Adults	861	6,054	14.2%	14.5%	15.0%	15.5%
% of FP17s for the same patient ID Re-attending between 3 & 9 months - Children	1,372	2,445	56.1%	58.0%	59.9%	58.8%
% of FP17s for the same patient ID Re-attending between 3 & 9 months - Adults	3,096	6,054	51.1%	48.8%	52.0%	51.1%
% of FP17s for Band 1 Urgent Courses	746	7,765	9.6%	8.7%	8.0%	9.0%
% of FP17s Relating to Free Repair or Replacements	136	7,765	1.8%	0.7%	0.8%	0.8%
% of FP17s Relating to Continuations	87	7,765	1.1%	0.8%	0.9%	0.9%
% of Patients satisfied with the dentistry they have received	6	6	N/A	94.2%	93.5%	93.3%
% of Patients satisfied with the time they had to wait for an appointment	6	6	N/A	87.2%	89.1%	88.9%

\* This is based on patients treated on this contract for their most recent course of treatment. Figures in italics indicate the base number of FP17s or Patient Questionnaire responses are less than 100. N/A is shown where the base number of responses is less than 10 during the period. % is calculated as Quantity/Base number\*100

## Q58 - Vital Signs At a Glance Contract Report for 100079/0000 - September 2018

Name or company name	Rodericks Dental Limited
Contract type name	GDS Contract
Purpose of contract	General
Contract start date	01/04/2016
Contract end date	

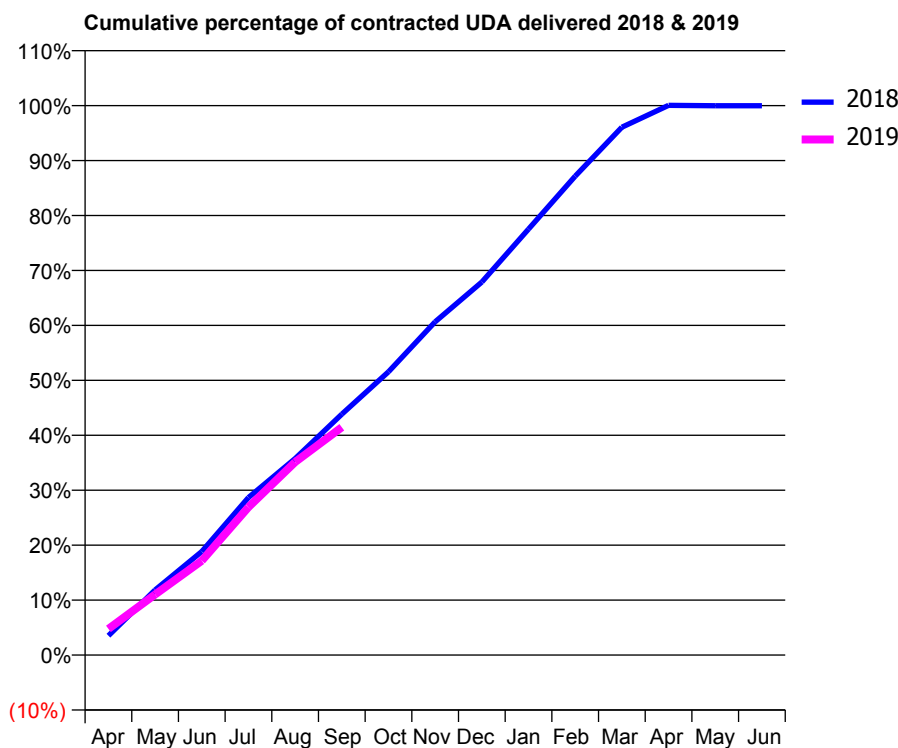
18/19 Contracted general activity (UDA)	25,000
Carry forward general activity (UDA)	0
18/19 Contracted orthodontic activity (UOA)	0
Carry forward orthodontic activity (UOA)	0
Baseline contract value	£638,270.27

### ACCESS\*

Patients seen in 24 months	Total	Change since previous quarter
Quarter ending September 2017	6,419	
Quarter ending December 2017	7,467	↑
Quarter ending March 2018	8,421	↑
Quarter ending June 2018	8,893	↑
Quarter ending September 2018	9,075	↑
<b>Variance since September 2017</b>	<b>41.4%</b>	<b>↑</b>



### ACTIVITY



Month	Adjusted Scheduled Activity (UDA)	
	2018	2019
April	884	1,194
May	2,965	2,757
June	4,711	4,294
July	7,167	6,732
August	8,942	8,781
September	10,962	10,362
October	12,888	
November	15,166	
December	16,973	
January	19,382	
February	21,789	
March	24,012	
April	25,008	
May	24,990	
June	24,991	

### QUALITY

	Quantity	Base Number	Contract	AT	Region	England
% of FP17s for the same patient ID Re-attending within 3 months - Children	115	1,225	9.4%	10.7%	11.4%	11.6%
% of FP17s for the same patient ID Re-attending within 3 months - Adults	827	4,251	19.5%	14.5%	15.0%	15.5%
% of FP17s for the same patient ID Re-attending between 3 & 9 months - Children	551	1,225	45.0%	58.0%	59.9%	58.8%
% of FP17s for the same patient ID Re-attending between 3 & 9 months - Adults	1,364	4,251	32.1%	48.8%	52.0%	51.1%
% of FP17s for Band 1 Urgent Courses	1,696	5,058	33.5%	8.7%	8.0%	9.0%
% of FP17s Relating to Free Repair or Replacements	47	5,058	0.9%	0.7%	0.8%	0.8%
% of FP17s Relating to Continuations	9	5,058	0.2%	0.8%	0.9%	0.9%
% of Patients satisfied with the dentistry they have received	3	3	N/A	94.2%	93.5%	93.3%
% of Patients satisfied with the time they had to wait for an appointment	3	3	N/A	87.2%	89.1%	88.9%

\* This is based on patients treated on this contract for their most recent course of treatment. Figures in italics indicate the base number of FP17s or Patient Questionnaire responses are less than 100. N/A is shown where the base number of responses is less than 10 during the period. % is calculated as Quantity/Base number\*100

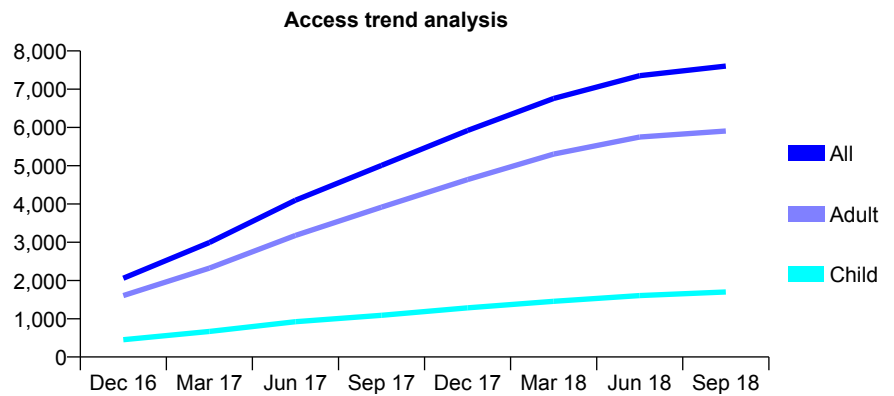
## Q58 - Vital Signs At a Glance Contract Report for 100081/0000 - September 2018

Name or company name	Rodericks Dental Limited
Contract type name	GDS Contract
Purpose of contract	General
Contract start date	01/04/2016
Contract end date	

18/19 Contracted general activity (UDA)	25,000
Carry forward general activity (UDA)	0
18/19 Contracted orthodontic activity (UOA)	0
Carry forward orthodontic activity (UOA)	0
Baseline contract value	£641,576.05

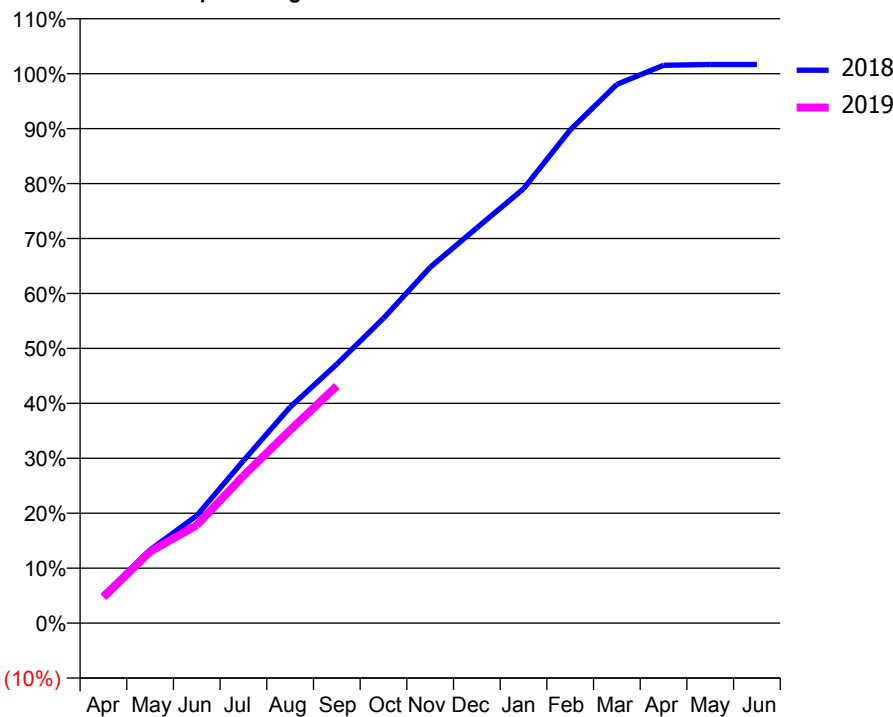
### ACCESS\*

Patients seen in 24 months	Total	Change since previous quarter
Quarter ending September 2017	5,006	
Quarter ending December 2017	5,921	↑
Quarter ending March 2018	6,759	↑
Quarter ending June 2018	7,353	↑
Quarter ending September 2018	7,605	↑
<b>Variance since September 2017</b>	<b>51.9%</b>	<b>↑</b>



### ACTIVITY

Cumulative percentage of contracted UDA delivered 2018 & 2019



Month	Adjusted Scheduled Activity (UDA)	
	2018	2019
April	1,275	1,179
May	3,333	3,253
June	4,890	4,456
July	7,395	6,705
August	9,828	8,780
September	11,786	10,792
October	13,871	
November	16,187	
December	17,987	
January	19,763	
February	22,440	
March	24,512	
April	25,380	
May	25,416	
June	25,416	

### QUALITY

	Quantity	Base Number	Contract	AT	Region	England
% of FP17s for the same patient ID Re-attending within 3 months - Children	117	1,247	9.4%	10.7%	11.4%	11.6%
% of FP17s for the same patient ID Re-attending within 3 months - Adults	556	3,130	17.8%	14.5%	15.0%	15.5%
% of FP17s for the same patient ID Re-attending between 3 & 9 months - Children	498	1,247	39.9%	58.0%	59.9%	58.8%
% of FP17s for the same patient ID Re-attending between 3 & 9 months - Adults	717	3,130	22.9%	48.8%	52.0%	51.1%
% of FP17s for Band 1 Urgent Courses	1,390	4,066	34.2%	8.7%	8.0%	9.0%
% of FP17s Relating to Free Repair or Replacements	10	4,066	0.2%	0.7%	0.8%	0.8%
% of FP17s Relating to Continuations	10	4,066	0.2%	0.8%	0.9%	0.9%
% of Patients satisfied with the dentistry they have received	1	1	N/A	94.2%	93.5%	93.3%
% of Patients satisfied with the time they had to wait for an appointment	0	1	N/A	87.2%	89.1%	88.9%

\* This is based on patients treated on this contract for their most recent course of treatment. Figures in italics indicate the base number of FP17s or Patient Questionnaire responses are less than 100. N/A is shown where the base number of responses is less than 10 during the period. % is calculated as Quantity/Base number\*100

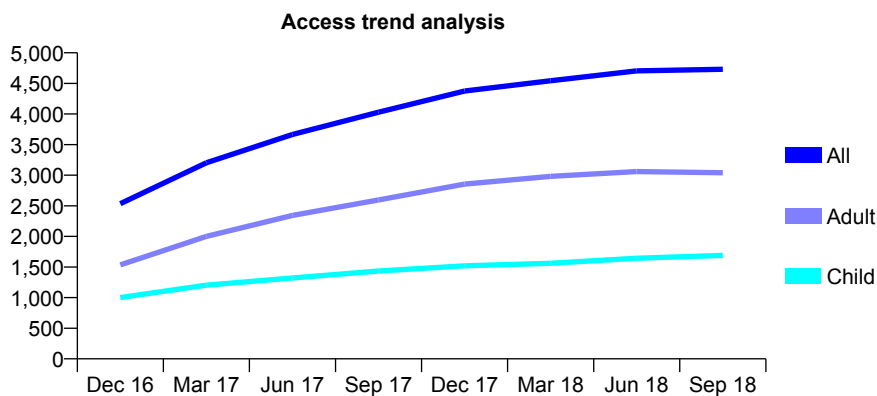
## Q58 - Vital Signs At a Glance Contract Report for 100082/0000 - September 2018

Name or company name	Rodericks Dental Limited
Contract type name	GDS Contract
Purpose of contract	General
Contract start date	01/04/2016
Contract end date	

18/19 Contracted general activity (UDA)	14,000
Carry forward general activity (UDA)	0
18/19 Contracted orthodontic activity (UOA)	0
Carry forward orthodontic activity (UOA)	0
Baseline contract value	£368,023.64

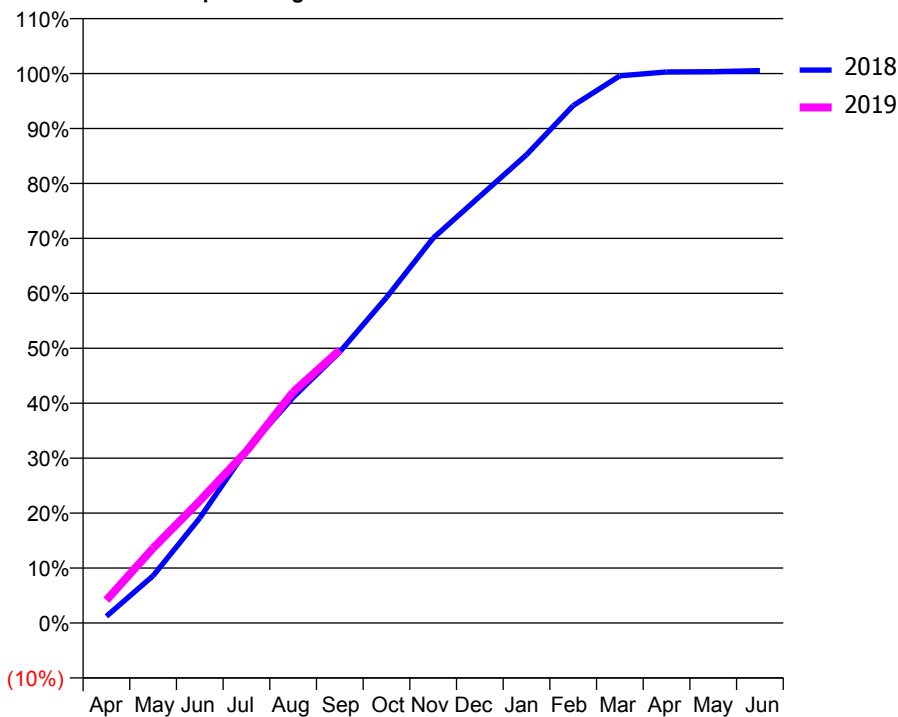
### ACCESS\*

Patients seen in 24 months	Total	Change since previous quarter
Quarter ending September 2017	4,029	
Quarter ending December 2017	4,375	↑
Quarter ending March 2018	4,543	↑
Quarter ending June 2018	4,705	↑
Quarter ending September 2018	4,730	→
<b>Variance since September 2017</b>	<b>17.4%</b>	<b>↑</b>



### ACTIVITY

Cumulative percentage of contracted UDA delivered 2018 & 2019



Adjusted Scheduled Activity (UDA)

Month	2018	2019
April	173	583
May	1,203	1,906
June	2,674	3,114
July	4,404	4,377
August	5,749	5,887
September	6,909	6,957
October	8,295	
November	9,807	
December	10,871	
January	11,930	
February	13,184	
March	13,940	
April	14,040	
May	14,047	
June	14,075	

### QUALITY

	Quantity	Base Number	Contract	AT	Region	England
% of FP17s for the same patient ID Re-attending within 3 months - Children	100	1,294	7.7%	10.7%	11.4%	11.6%
% of FP17s for the same patient ID Re-attending within 3 months - Adults	302	1,824	16.6%	14.5%	15.0%	15.5%
% of FP17s for the same patient ID Re-attending between 3 & 9 months - Children	683	1,294	52.8%	58.0%	59.9%	58.8%
% of FP17s for the same patient ID Re-attending between 3 & 9 months - Adults	848	1,824	46.5%	48.8%	52.0%	51.1%
% of FP17s for Band 1 Urgent Courses	334	3,047	11.0%	8.7%	8.0%	9.0%
% of FP17s Relating to Free Repair or Replacements	15	3,047	0.5%	0.7%	0.8%	0.8%
% of FP17s Relating to Continuations	0	3,047	0.0%	0.8%	0.9%	0.9%
% of Patients satisfied with the dentistry they have received	1	1	N/A	94.2%	93.5%	93.3%
% of Patients satisfied with the time they had to wait for an appointment	1	1	N/A	87.2%	89.1%	88.9%

\* This is based on patients treated on this contract for their most recent course of treatment. Figures in italics indicate the base number of FP17s or Patient Questionnaire responses are less than 100. N/A is shown where the base number of responses is less than 10 during the period. % is calculated as Quantity/Base number\*100

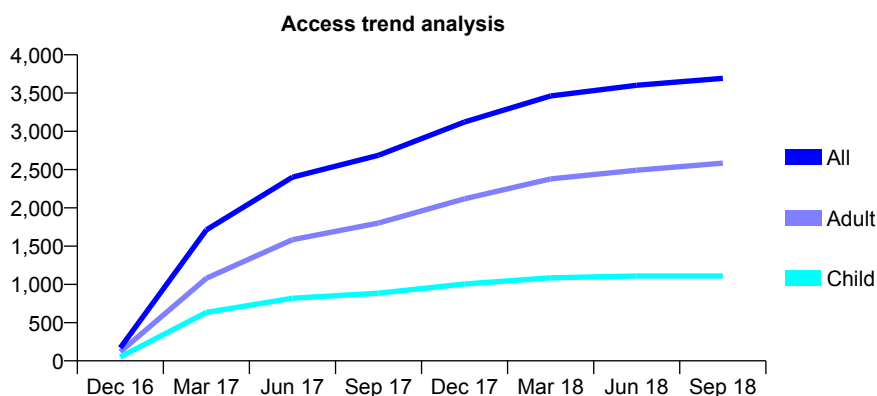
## Q58 - Vital Signs At a Glance Contract Report for 100232/0000 - September 2018

Name or company name	Mr R Naidoo and Mrs S Naidoo
Contract type name	GDS Contract
Purpose of contract	General
Contract start date	01/11/2016
Contract end date	

18/19 Contracted general activity (UDA)	7,404
Carry forward general activity (UDA)	0
18/19 Contracted orthodontic activity (UOA)	0
Carry forward orthodontic activity (UOA)	0
Baseline contract value	£190,892.78

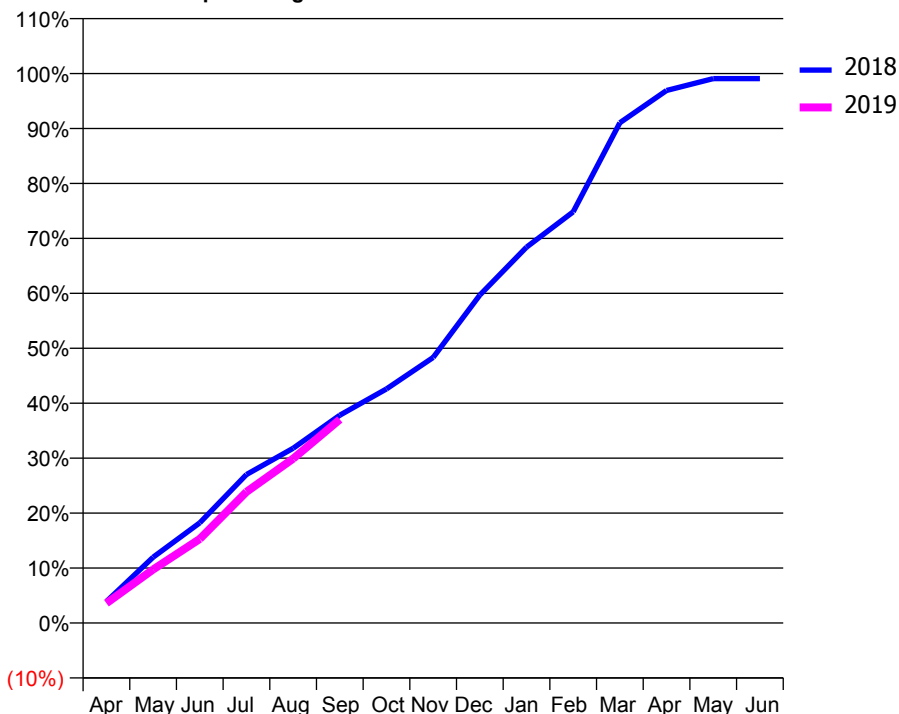
### ACCESS\*

Patients seen in 24 months	Total	Change since previous quarter
Quarter ending September 2017	2,686	
Quarter ending December 2017	3,123	↑
Quarter ending March 2018	3,463	↑
Quarter ending June 2018	3,601	↑
Quarter ending September 2018	3,693	↑
<b>Variance since September 2017</b>	<b>37.5%</b>	<b>↑</b>



### ACTIVITY

Cumulative percentage of contracted UDA delivered 2018 & 2019



Month	Adjusted Scheduled Activity (UDA)	
	2018	2019
April	291	267
May	887	721
June	1,351	1,132
July	2,000	1,766
August	2,355	2,214
September	2,800	2,743
October	3,154	
November	3,578	
December	4,419	
January	5,064	
February	5,539	
March	6,740	
April	7,174	
May	7,334	
June	7,335	

### QUALITY

	Quantity	Base Number	Contract	AT	Region	England
% of FP17s for the same patient ID Re-attending within 3 months - Children	100	655	15.3%	10.7%	11.4%	11.6%
% of FP17s for the same patient ID Re-attending within 3 months - Adults	210	1,240	16.9%	14.5%	15.0%	15.5%
% of FP17s for the same patient ID Re-attending between 3 & 9 months - Children	276	655	42.1%	58.0%	59.9%	58.8%
% of FP17s for the same patient ID Re-attending between 3 & 9 months - Adults	417	1,240	33.6%	48.8%	52.0%	51.1%
% of FP17s for Band 1 Urgent Courses	115	1,381	8.3%	8.7%	8.0%	9.0%
% of FP17s Relating to Free Repair or Replacements	13	1,381	0.9%	0.7%	0.8%	0.8%
% of FP17s Relating to Continuations	6	1,381	0.4%	0.8%	0.9%	0.9%
% of Patients satisfied with the dentistry they have received	3	3	N/A	94.2%	93.5%	93.3%
% of Patients satisfied with the time they had to wait for an appointment	3	3	N/A	87.2%	89.1%	88.9%

\* This is based on patients treated on this contract for their most recent course of treatment. Figures in italics indicate the base number of FP17s or Patient Questionnaire responses are less than 100. N/A is shown where the base number of responses is less than 10 during the period. % is calculated as Quantity/Base number\*100

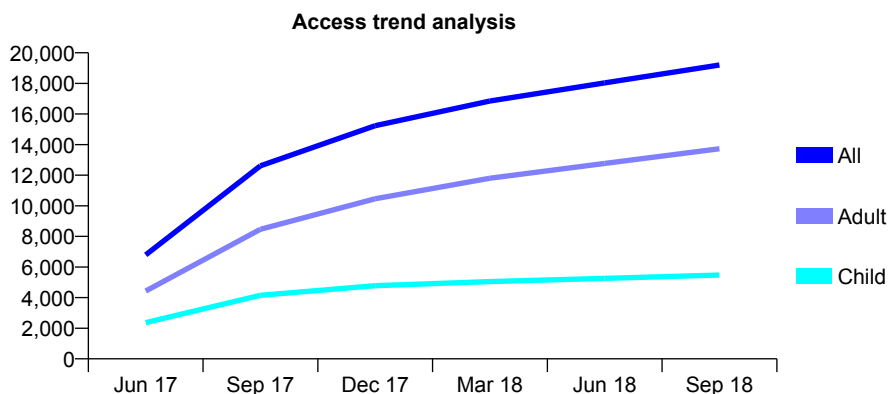
## Q58 - Vital Signs At a Glance Contract Report for 100345/0000 - September 2018

Name or company name	Oradi Ltd.
Contract type name	GDS Contract
Purpose of contract	General
Contract start date	01/04/2017
Contract end date	

18/19 Contracted general activity (UDA)	52,783
Carry forward general activity (UDA)	0
18/19 Contracted orthodontic activity (UOA)	0
Carry forward orthodontic activity (UOA)	0
Baseline contract value	£1,305,029.51

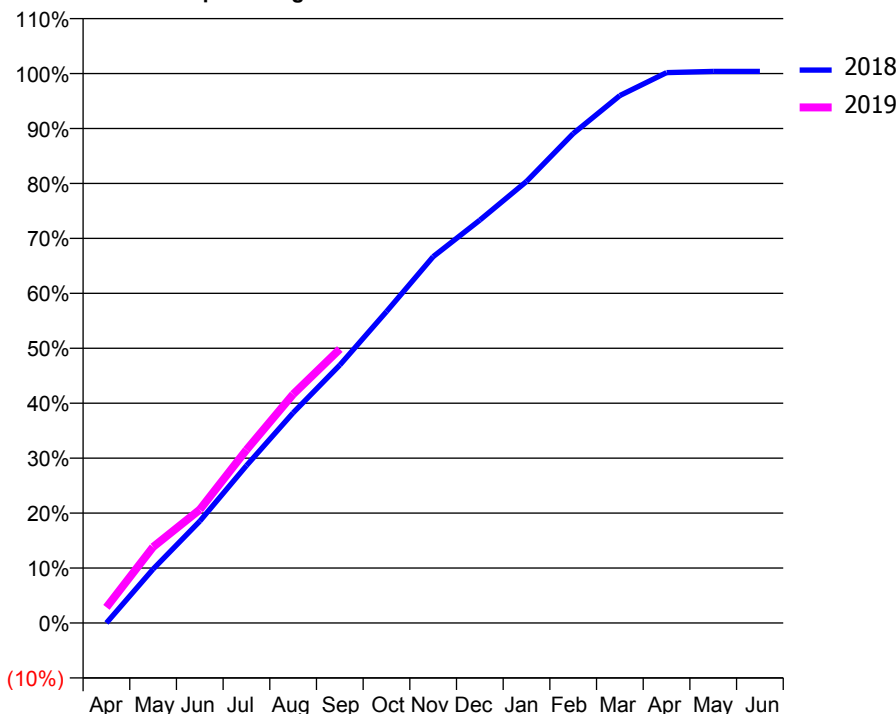
### ACCESS\*

Patients seen in 24 months	Total	Change since previous quarter
Quarter ending September 2017	12,615	
Quarter ending December 2017	15,236	↑
Quarter ending March 2018	16,854	↑
Quarter ending June 2018	18,036	↑
Quarter ending September 2018	19,203	↑
<b>Variance since September 2017</b>	<b>52.2%</b>	<b>↑</b>



### ACTIVITY

Cumulative percentage of contracted UDA delivered 2018 & 2019



Month	Adjusted Scheduled Activity (UDA)	
	2018	2019
April	0	1,501
May	5,231	7,314
June	9,872	10,890
July	15,273	16,633
August	20,397	21,973
September	25,030	26,319
October	30,212	
November	35,544	
December	39,098	
January	42,846	
February	47,488	
March	51,177	
April	53,404	
May	53,515	
June	53,523	

### QUALITY

	Quantity	Base Number	Contract	AT	Region	England
% of FP17s for the same patient ID Re-attending within 3 months - Children	447	4,786	9.3%	10.7%	11.4%	11.6%
% of FP17s for the same patient ID Re-attending within 3 months - Adults	1,089	10,345	10.5%	14.5%	15.0%	15.5%
% of FP17s for the same patient ID Re-attending between 3 & 9 months - Children	3,132	4,786	65.4%	58.0%	59.9%	58.8%
% of FP17s for the same patient ID Re-attending between 3 & 9 months - Adults	5,149	10,345	49.8%	48.8%	52.0%	51.1%
% of FP17s for Band 1 Urgent Courses	684	13,948	4.9%	8.7%	8.0%	9.0%
% of FP17s Relating to Free Repair or Replacements	55	13,948	0.4%	0.7%	0.8%	0.8%
% of FP17s Relating to Continuations	50	13,948	0.4%	0.8%	0.9%	0.9%
% of Patients satisfied with the dentistry they have received	5	5	N/A	94.2%	93.5%	93.3%
% of Patients satisfied with the time they had to wait for an appointment	5	5	N/A	87.2%	89.1%	88.9%

\* This is based on patients treated on this contract for their most recent course of treatment. Figures in italics indicate the base number of FP17s or Patient Questionnaire responses are less than 100. N/A is shown where the base number of responses is less than 10 during the period. % is calculated as Quantity/Base number\*100

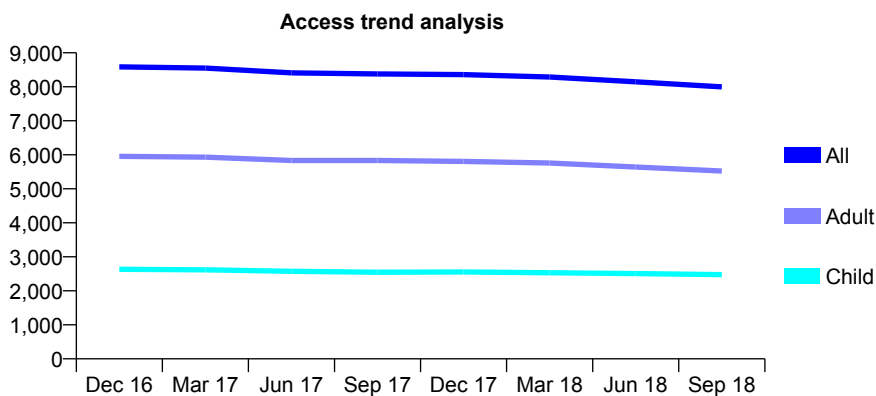
## Q58 - Vital Signs At a Glance Contract Report for 101281/0053 - September 2018

Name or company name	OASIS DENTAL CARE LTD
Contract type name	GDS Contract
Purpose of contract	General
Contract start date	01/04/2006
Contract end date	

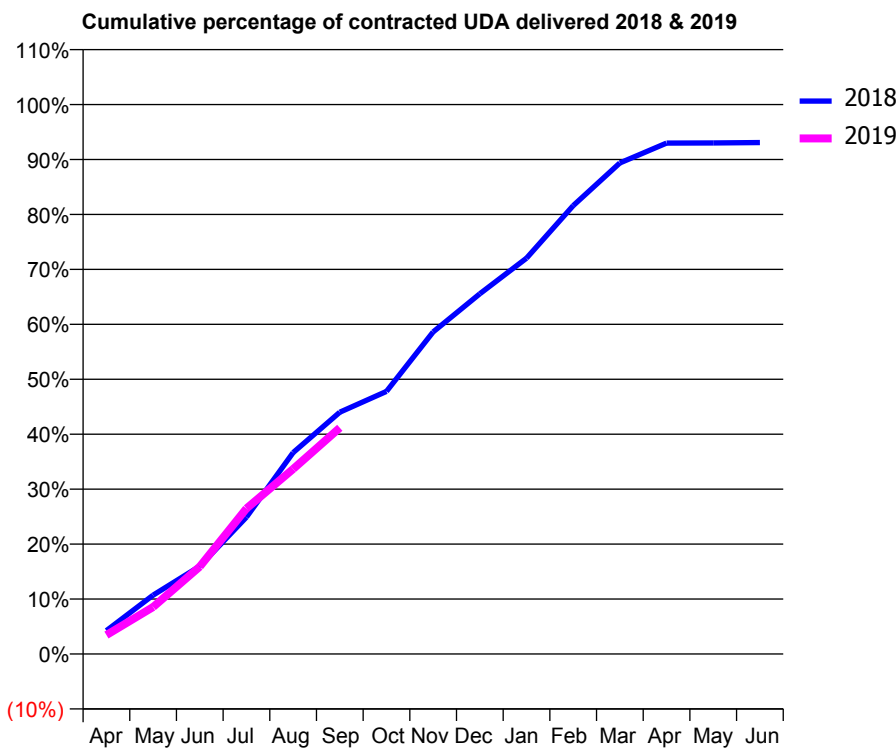
18/19 Contracted general activity (UDA)	22,735
Carry forward general activity (UDA)	0
18/19 Contracted orthodontic activity (UOA)	0
Carry forward orthodontic activity (UOA)	0
Baseline contract value	£577,419.33

### ACCESS\*

Patients seen in 24 months	Total	Change since previous quarter
Quarter ending September 2017	8,378	
Quarter ending December 2017	8,360	→
Quarter ending March 2018	8,289	→
Quarter ending June 2018	8,148	↓
Quarter ending September 2018	7,997	↓
<b>Variance since September 2017</b>	<b>(4.5%)</b>	<b>↓</b>



### ACTIVITY



Month	Adjusted Scheduled Activity (UDA)	
	2018	2019
April	968	788
May	2,438	1,945
June	3,633	3,619
July	5,663	6,024
August	8,335	7,655
September	10,004	9,358
October	10,864	
November	13,324	
December	14,906	
January	16,379	
February	18,551	
March	20,314	
April	21,139	
May	21,145	
June	21,159	

### QUALITY

	Quantity	Base Number	Contract	AT	Region	England
% of FP17s for the same patient ID Re-attending within 3 months - Children	154	1,984	7.8%	10.7%	11.4%	11.6%
% of FP17s for the same patient ID Re-attending within 3 months - Adults	608	3,858	15.8%	14.5%	15.0%	15.5%
% of FP17s for the same patient ID Re-attending between 3 & 9 months - Children	1,362	1,984	68.6%	58.0%	59.9%	58.8%
% of FP17s for the same patient ID Re-attending between 3 & 9 months - Adults	2,301	3,858	59.6%	48.8%	52.0%	51.1%
% of FP17s for Band 1 Urgent Courses	550	5,381	10.2%	8.7%	8.0%	9.0%
% of FP17s Relating to Free Repair or Replacements	28	5,381	0.5%	0.7%	0.8%	0.8%
% of FP17s Relating to Continuations	19	5,381	0.4%	0.8%	0.9%	0.9%
% of Patients satisfied with the dentistry they have received	3	3	N/A	94.2%	93.5%	93.3%
% of Patients satisfied with the time they had to wait for an appointment	3	3	N/A	87.2%	89.1%	88.9%

\* This is based on patients treated on this contract for their most recent course of treatment. Figures in italics indicate the base number of FP17s or Patient Questionnaire responses are less than 100. N/A is shown where the base number of responses is less than 10 during the period. % is calculated as Quantity/Base number\*100



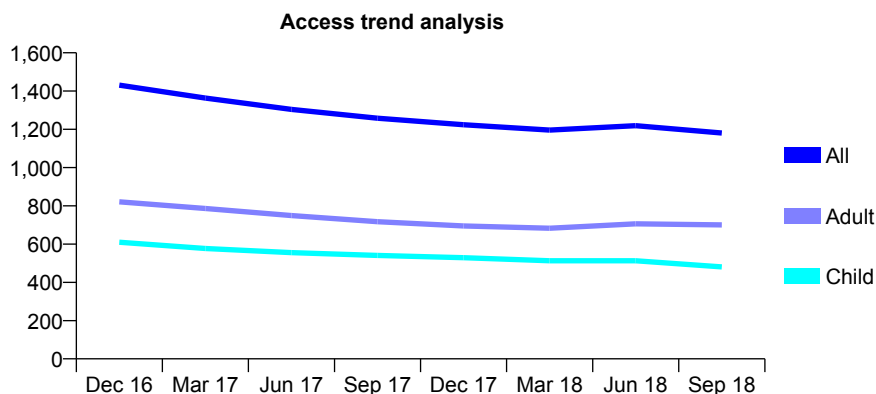
## Q58 - Vital Signs At a Glance Contract Report for 101281/0075 - September 2018

Name or company name	OASIS DENTAL CARE LTD
Contract type name	GDS Contract
Purpose of contract	General
Contract start date	01/04/2006
Contract end date	

18/19 Contracted general activity (UDA)	3,032
Carry forward general activity (UDA)	0
18/19 Contracted orthodontic activity (UOA)	0
Carry forward orthodontic activity (UOA)	0
Baseline contract value	£64,151.66

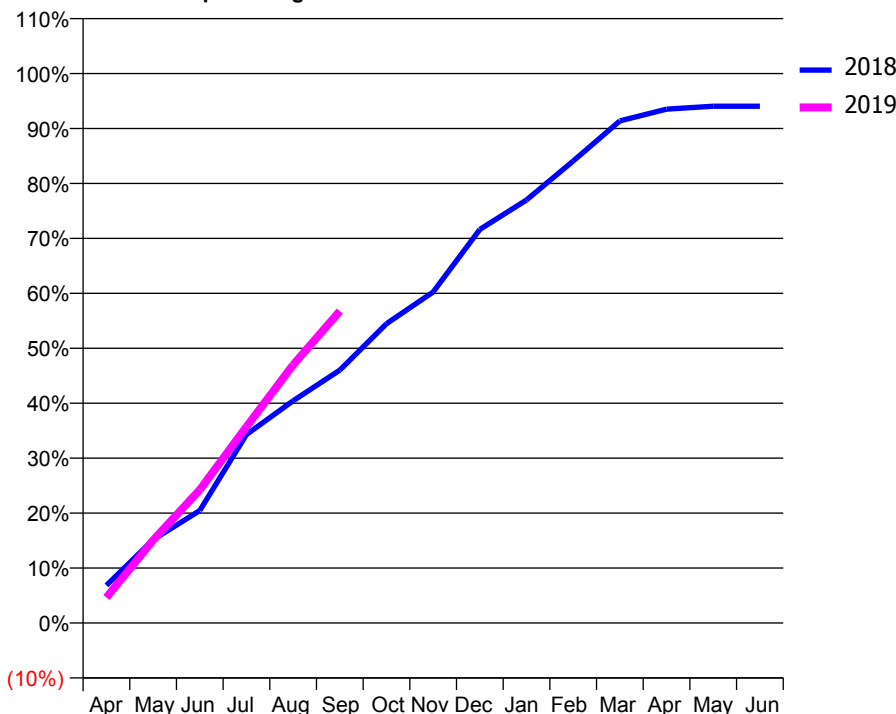
### ACCESS\*

Patients seen in 24 months	Total	Change since previous quarter
Quarter ending September 2017	1,258	
Quarter ending December 2017	1,224	↓
Quarter ending March 2018	1,196	↓
Quarter ending June 2018	1,219	→
Quarter ending September 2018	1,181	↓
<b>Variance since September 2017</b>	<b>(6.1%)</b>	<b>↓</b>



### ACTIVITY

Cumulative percentage of contracted UDA delivered 2018 & 2019



Adjusted Scheduled Activity (UDA)

Month	2018	2019
April	208	141
May	460	456
June	621	734
July	1,040	1,083
August	1,226	1,424
September	1,395	1,721
October	1,651	
November	1,827	
December	2,171	
January	2,334	
February	2,549	
March	2,770	
April	2,835	
May	2,852	
June	2,852	

### QUALITY

	Quantity	Base Number	Contract	AT	Region	England
% of FP17s for the same patient ID Re-attending within 3 months - Children	11	421	2.6%	10.7%	11.4%	11.6%
% of FP17s for the same patient ID Re-attending within 3 months - Adults	75	507	14.8%	14.5%	15.0%	15.5%
% of FP17s for the same patient ID Re-attending between 3 & 9 months - Children	254	421	60.3%	58.0%	59.9%	58.8%
% of FP17s for the same patient ID Re-attending between 3 & 9 months - Adults	283	507	55.8%	48.8%	52.0%	51.1%
% of FP17s for Band 1 Urgent Courses	53	877	6.0%	8.7%	8.0%	9.0%
% of FP17s Relating to Free Repair or Replacements	2	877	0.2%	0.7%	0.8%	0.8%
% of FP17s Relating to Continuations	8	877	0.9%	0.8%	0.9%	0.9%
% of Patients satisfied with the dentistry they have received	2	3	N/A	94.2%	93.5%	93.3%
% of Patients satisfied with the time they had to wait for an appointment	2	3	N/A	87.2%	89.1%	88.9%

\* This is based on patients treated on this contract for their most recent course of treatment. Figures in italics indicate the base number of FP17s or Patient Questionnaire responses are less than 100. N/A is shown where the base number of responses is less than 10 during the period. % is calculated as Quantity/Base number\*100

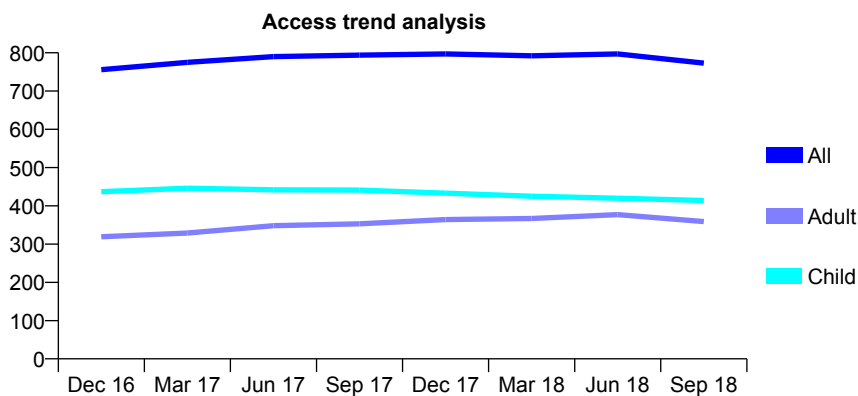
## Q58 - Vital Signs At a Glance Contract Report for 101281/0091 - September 2018

Name or company name	OASIS DENTAL CARE LTD
Contract type name	GDS Contract
Purpose of contract	General
Contract start date	01/04/2006
Contract end date	

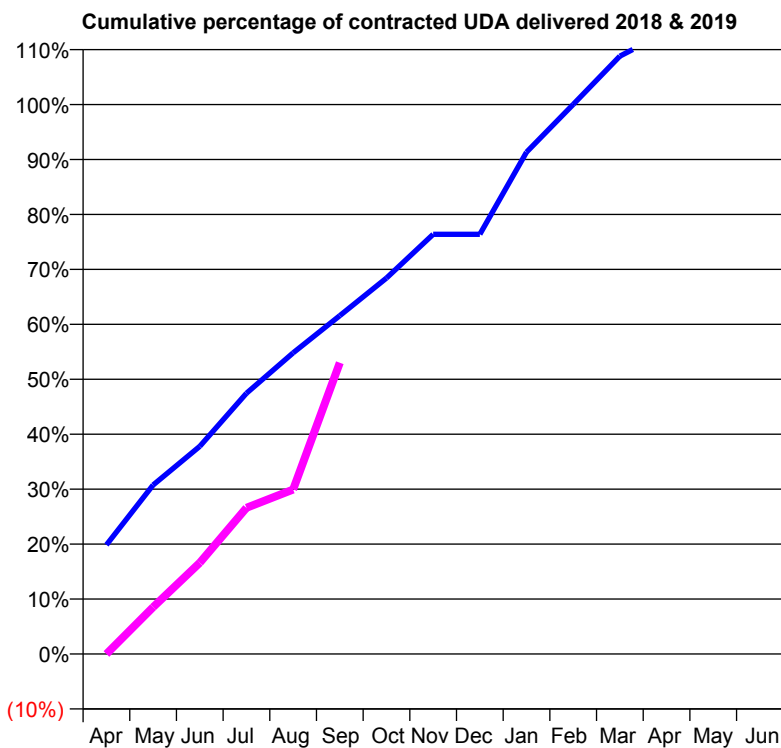
18/19 Contracted general activity (UDA)	1,300
Carry forward general activity (UDA)	0
18/19 Contracted orthodontic activity (UOA)	0
Carry forward orthodontic activity (UOA)	0
Baseline contract value	£34,322.36

### ACCESS\*

Patients seen in 24 months	Total	Change since previous quarter
Quarter ending September 2017	794	
Quarter ending December 2017	797	→
Quarter ending March 2018	792	→
Quarter ending June 2018	797	→
Quarter ending September 2018	773	↓
<b>Variance since September 2017</b>	<b>(2.6%)</b>	<b>↓</b>



### ACTIVITY



Adjusted Scheduled Activity (UDA)		
Month	2018	2019
April	258	0
May	400	111
June	491	216
July	617	346
August	712	389
September	801	689
October	890	
November	993	
December	993	
January	1,187	
February	1,300	
March	1,414	
April	1,471	
May	1,473	
June	1,474	

### QUALITY

	Quantity	Base Number	Contract	AT	Region	England
% of FP17s for the same patient ID Re-attending within 3 months - Children	16	269	5.9%	10.7%	11.4%	11.6%
% of FP17s for the same patient ID Re-attending within 3 months - Adults	12	168	7.1%	14.5%	15.0%	15.5%
% of FP17s for the same patient ID Re-attending between 3 & 9 months - Children	141	269	52.4%	58.0%	59.9%	58.8%
% of FP17s for the same patient ID Re-attending between 3 & 9 months - Adults	69	168	41.1%	48.8%	52.0%	51.1%
% of FP17s for Band 1 Urgent Courses	15	398	3.8%	8.7%	8.0%	9.0%
% of FP17s Relating to Free Repair or Replacements	0	398	0.0%	0.7%	0.8%	0.8%
% of FP17s Relating to Continuations	2	398	0.5%	0.8%	0.9%	0.9%
% of Patients satisfied with the dentistry they have received	0	0	N/A	94.2%	93.5%	93.3%
% of Patients satisfied with the time they had to wait for an appointment	0	0	N/A	87.2%	89.1%	88.9%

\* This is based on patients treated on this contract for their most recent course of treatment. Figures in italics indicate the base number of FP17s or Patient Questionnaire responses are less than 100. N/A is shown where the base number of responses is less than 10 during the period. % is calculated as Quantity/Base number\*100

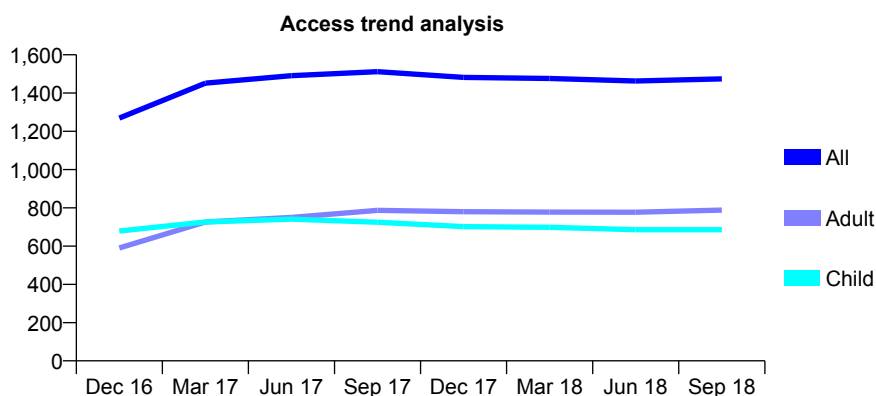
## Q58 - Vital Signs At a Glance Contract Report for 101281/0125 - September 2018

Name or company name	OASIS DENTAL CARE LTD
Contract type name	GDS Contract
Purpose of contract	General
Contract start date	01/04/2006
Contract end date	

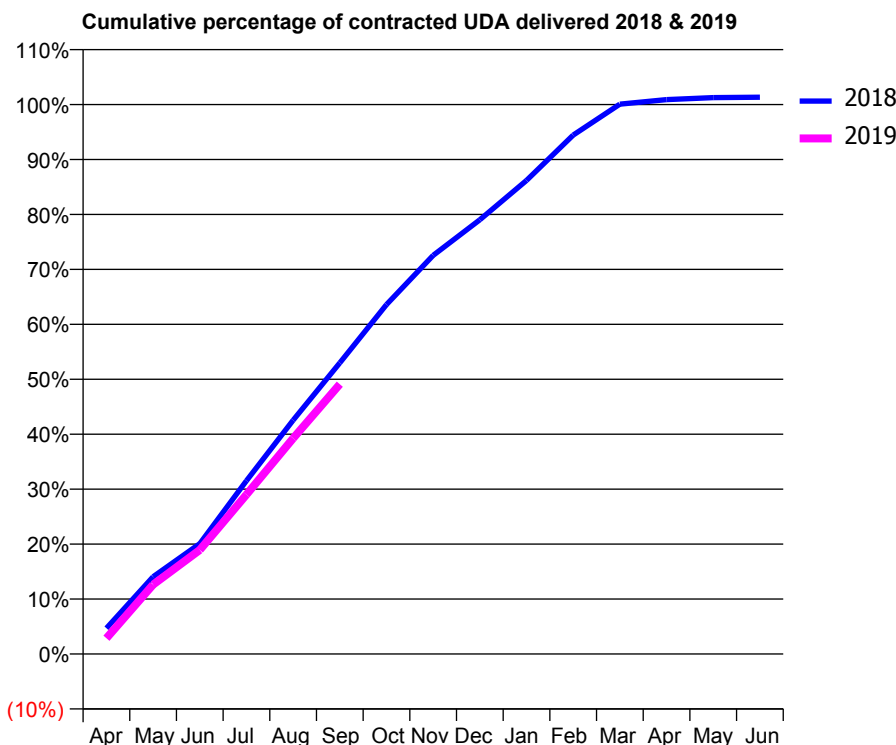
18/19 Contracted general activity (UDA)	3,558
Carry forward general activity (UDA)	0
18/19 Contracted orthodontic activity (UOA)	0
Carry forward orthodontic activity (UOA)	0
Baseline contract value	£85,150.50

### ACCESS\*

Patients seen in 24 months	Total	Change since previous quarter
Quarter ending September 2017	1,512	
Quarter ending December 2017	1,482	↓
Quarter ending March 2018	1,476	→
Quarter ending June 2018	1,463	→
Quarter ending September 2018	1,474	→
<b>Variance since September 2017</b>	<b>(2.5%)</b>	<b>↓</b>



### ACTIVITY



Adjusted Scheduled Activity (UDA)		
Month	2018	2019
April	167	102
May	500	449
June	714	674
July	1,122	1,032
August	1,514	1,397
September	1,885	1,747
October	2,263	
November	2,581	
December	2,812	
January	3,067	
February	3,360	
March	3,560	
April	3,589	
May	3,602	
June	3,605	

### QUALITY

	Quantity	Base Number	Contract	AT	Region	England
% of FP17s for the same patient ID Re-attending within 3 months - Children	30	486	6.2%	10.7%	11.4%	11.6%
% of FP17s for the same patient ID Re-attending within 3 months - Adults	46	433	10.6%	14.5%	15.0%	15.5%
% of FP17s for the same patient ID Re-attending between 3 & 9 months - Children	306	486	63.0%	58.0%	59.9%	58.8%
% of FP17s for the same patient ID Re-attending between 3 & 9 months - Adults	248	433	57.3%	48.8%	52.0%	51.1%
% of FP17s for Band 1 Urgent Courses	46	888	5.2%	8.7%	8.0%	9.0%
% of FP17s Relating to Free Repair or Replacements	3	888	0.3%	0.7%	0.8%	0.8%
% of FP17s Relating to Continuations	10	888	1.1%	0.8%	0.9%	0.9%
% of Patients satisfied with the dentistry they have received	0	0	N/A	94.2%	93.5%	93.3%
% of Patients satisfied with the time they had to wait for an appointment	0	0	N/A	87.2%	89.1%	88.9%

\* This is based on patients treated on this contract for their most recent course of treatment. Figures in italics indicate the base number of FP17s or Patient Questionnaire responses are less than 100. N/A is shown where the base number of responses is less than 10 during the period. % is calculated as Quantity/Base number\*100

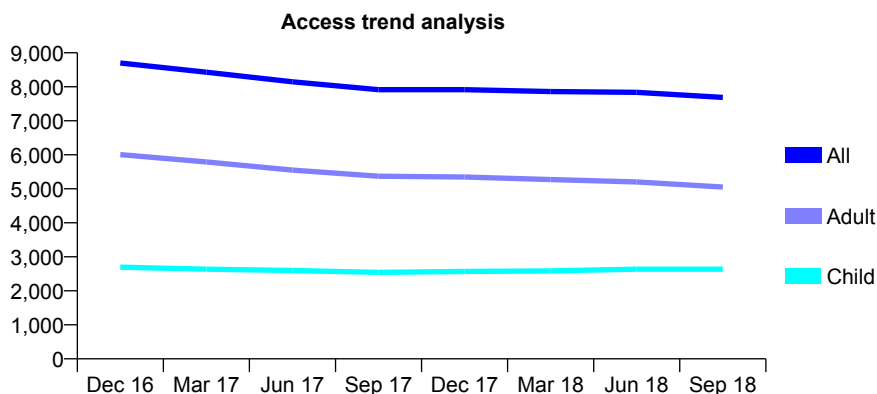
## Q58 - Vital Signs At a Glance Contract Report for 101281/0162 - September 2018

Name or company name	OASIS DENTAL CARE LTD
Contract type name	GDS Contract
Purpose of contract	General
Contract start date	23/10/2006
Contract end date	

18/19 Contracted general activity (UDA)	26,700
Carry forward general activity (UDA)	0
18/19 Contracted orthodontic activity (UOA)	0
Carry forward orthodontic activity (UOA)	0
Baseline contract value	£677,584.82

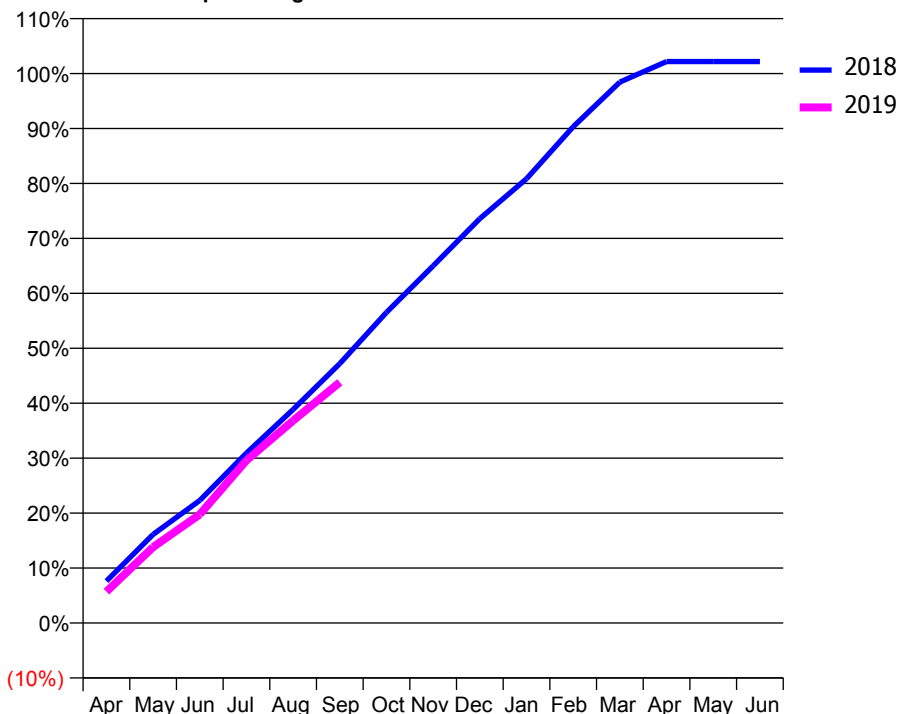
### ACCESS\*

Patients seen in 24 months	Total	Change since previous quarter
Quarter ending September 2017	7,915	
Quarter ending December 2017	7,917	→
Quarter ending March 2018	7,862	→
Quarter ending June 2018	7,839	→
Quarter ending September 2018	7,689	↓
<b>Variance since September 2017</b>	<b>(2.9%)</b>	<b>↓</b>



### ACTIVITY

Cumulative percentage of contracted UDA delivered 2018 & 2019



Month	Adjusted Scheduled Activity (UDA)	
	2018	2019
April	2,039	1,525
May	4,307	3,689
June	5,959	5,276
July	8,261	7,904
August	10,376	9,833
September	12,603	11,695
October	15,093	
November	17,353	
December	19,650	
January	21,586	
February	24,111	
March	26,286	
April	27,280	
May	27,280	
June	27,280	

### QUALITY

	Quantity	Base Number	Contract	AT	Region	England
% of FP17s for the same patient ID Re-attending within 3 months - Children	196	2,038	9.6%	10.7%	11.4%	11.6%
% of FP17s for the same patient ID Re-attending within 3 months - Adults	977	3,956	24.7%	14.5%	15.0%	15.5%
% of FP17s for the same patient ID Re-attending between 3 & 9 months - Children	1,221	2,038	59.9%	58.0%	59.9%	58.8%
% of FP17s for the same patient ID Re-attending between 3 & 9 months - Adults	2,048	3,956	51.8%	48.8%	52.0%	51.1%
% of FP17s for Band 1 Urgent Courses	682	5,589	12.2%	8.7%	8.0%	9.0%
% of FP17s Relating to Free Repair or Replacements	305	5,589	5.5%	0.7%	0.8%	0.8%
% of FP17s Relating to Continuations	105	5,589	1.9%	0.8%	0.9%	0.9%
% of Patients satisfied with the dentistry they have received	1	1	N/A	94.2%	93.5%	93.3%
% of Patients satisfied with the time they had to wait for an appointment	0	1	N/A	87.2%	89.1%	88.9%

\* This is based on patients treated on this contract for their most recent course of treatment. Figures in italics indicate the base number of FP17s or Patient Questionnaire responses are less than 100. N/A is shown where the base number of responses is less than 10 during the period. % is calculated as Quantity/Base number\*100

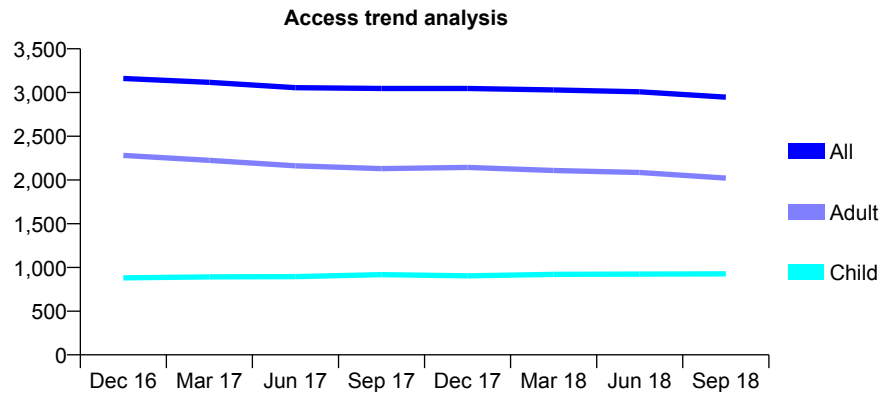
## Q58 - Vital Signs At a Glance Contract Report for 101281/0192 - September 2018

Name or company name	OASIS DENTAL CARE LTD
Contract type name	GDS Contract
Purpose of contract	General
Contract start date	01/11/2008
Contract end date	

18/19 Contracted general activity (UDA)	9,273
Carry forward general activity (UDA)	0
18/19 Contracted orthodontic activity (UOA)	0
Carry forward orthodontic activity (UOA)	0
Baseline contract value	£244,824.07

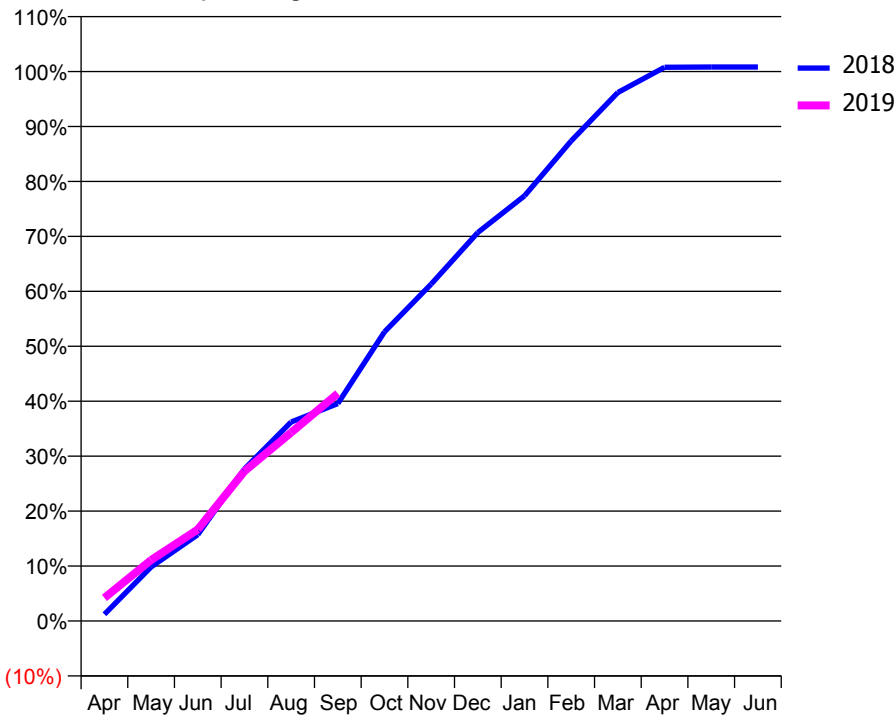
### ACCESS\*

Patients seen in 24 months	Total	Change since previous quarter
Quarter ending September 2017	3,047	
Quarter ending December 2017	3,047	→
Quarter ending March 2018	3,029	→
Quarter ending June 2018	3,008	→
Quarter ending September 2018	2,947	↓
<b>Variance since September 2017</b>	<b>(3.3%)</b>	<b>↓</b>



### ACTIVITY

Cumulative percentage of contracted UDA delivered 2018 & 2019



Month	Adjusted Scheduled Activity (UDA)	
	2018	2019
April	114	390
May	912	1,030
June	1,456	1,545
July	2,566	2,528
August	3,359	3,180
September	3,670	3,840
October	4,879	
November	5,685	
December	6,556	
January	7,175	
February	8,101	
March	8,919	
April	9,343	
May	9,348	
June	9,348	

### QUALITY

	Quantity	Base Number	Contract	AT	Region	England
% of FP17s for the same patient ID Re-attending within 3 months - Children	37	631	5.9%	10.7%	11.4%	11.6%
% of FP17s for the same patient ID Re-attending within 3 months - Adults	170	1,153	14.7%	14.5%	15.0%	15.5%
% of FP17s for the same patient ID Re-attending between 3 & 9 months - Children	343	631	54.4%	58.0%	59.9%	58.8%
% of FP17s for the same patient ID Re-attending between 3 & 9 months - Adults	466	1,153	40.4%	48.8%	52.0%	51.1%
% of FP17s for Band 1 Urgent Courses	188	1,644	11.4%	8.7%	8.0%	9.0%
% of FP17s Relating to Free Repair or Replacements	13	1,644	0.8%	0.7%	0.8%	0.8%
% of FP17s Relating to Continuations	1	1,644	0.1%	0.8%	0.9%	0.9%
% of Patients satisfied with the dentistry they have received	2	2	N/A	94.2%	93.5%	93.3%
% of Patients satisfied with the time they had to wait for an appointment	2	2	N/A	87.2%	89.1%	88.9%

\* This is based on patients treated on this contract for their most recent course of treatment. Figures in italics indicate the base number of FP17s or Patient Questionnaire responses are less than 100. N/A is shown where the base number of responses is less than 10 during the period. % is calculated as Quantity/Base number\*100

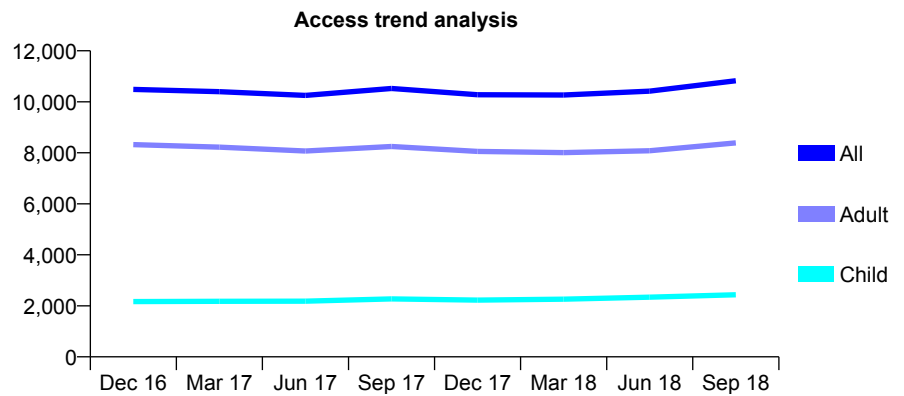
## Q58 - Vital Signs At a Glance Contract Report for 101281/0229 - September 2018

Name or company name	OASIS DENTAL CARE LTD
Contract type name	PDS Contract
Purpose of contract	General
Contract start date	13/12/2010
Contract end date	30/09/2020

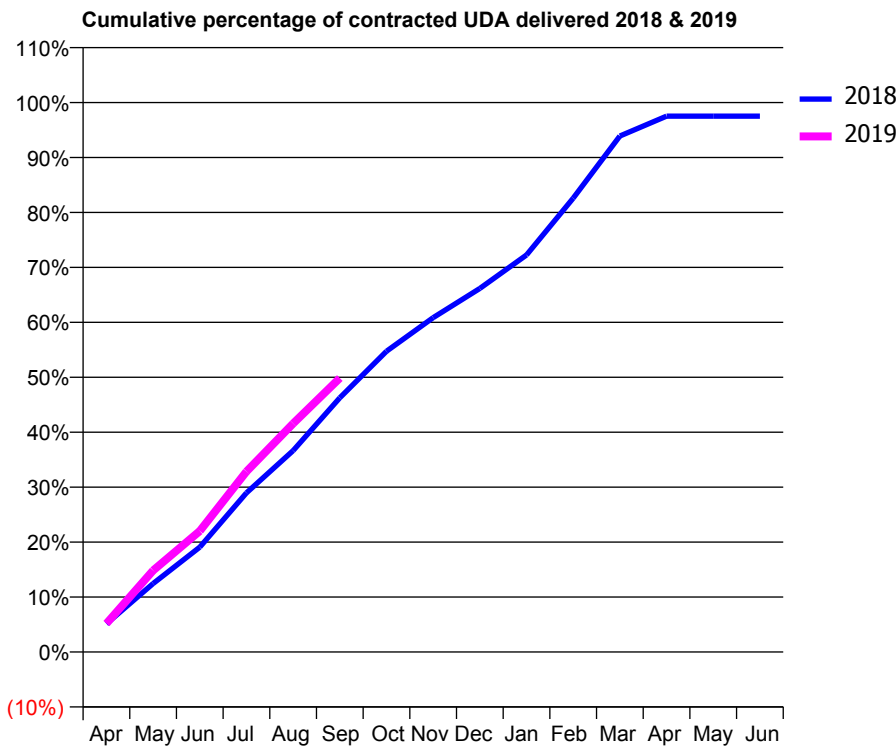
18/19 Contracted general activity (UDA)	28,900
Carry forward general activity (UDA)	0
18/19 Contracted orthodontic activity (UOA)	0
Carry forward orthodontic activity (UOA)	0
Baseline contract value	£788,832.94

### ACCESS\*

Patients seen in 24 months	Total	Change since previous quarter
Quarter ending September 2017	10,522	
Quarter ending December 2017	10,277	↓
Quarter ending March 2018	10,269	→
Quarter ending June 2018	10,417	→
Quarter ending September 2018	10,824	↑
<b>Variance since September 2017</b>	<b>2.9%</b>	<b>↑</b>



### ACTIVITY



Month	Adjusted Scheduled Activity (UDA)	
	2018	2019
April	1,482	1,499
May	3,605	4,291
June	5,513	6,365
July	8,373	9,494
August	10,594	12,020
September	13,372	14,407
October	15,816	
November	17,585	
December	19,124	
January	20,884	
February	23,873	
March	27,135	
April	28,179	
May	28,186	
June	28,186	

### QUALITY

	Quantity	Base Number	Contract	AT	Region	England
% of FP17s for the same patient ID Re-attending within 3 months - Children	249	1,774	14.0%	10.7%	11.4%	11.6%
% of FP17s for the same patient ID Re-attending within 3 months - Adults	1,115	5,359	20.8%	14.5%	15.0%	15.5%
% of FP17s for the same patient ID Re-attending between 3 & 9 months - Children	774	1,774	43.6%	58.0%	59.9%	58.8%
% of FP17s for the same patient ID Re-attending between 3 & 9 months - Adults	1,656	5,359	30.9%	48.8%	52.0%	51.1%
% of FP17s for Band 1 Urgent Courses	1,940	6,639	29.2%	8.7%	8.0%	9.0%
% of FP17s Relating to Free Repair or Replacements	89	6,639	1.3%	0.7%	0.8%	0.8%
% of FP17s Relating to Continuations	132	6,639	2.0%	0.8%	0.9%	0.9%
% of Patients satisfied with the dentistry they have received	8	9	N/A	94.2%	93.5%	93.3%
% of Patients satisfied with the time they had to wait for an appointment	8	9	N/A	87.2%	89.1%	88.9%

\* This is based on patients treated on this contract for their most recent course of treatment. Figures in italics indicate the base number of FP17s or Patient Questionnaire responses are less than 100. N/A is shown where the base number of responses is less than 10 during the period. % is calculated as Quantity/Base number\*100

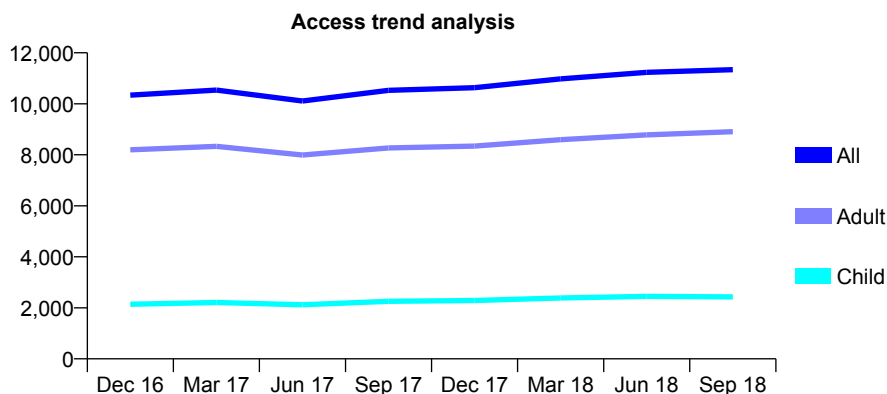
## Q58 - Vital Signs At a Glance Contract Report for 101281/0234 - September 2018

Name or company name	OASIS DENTAL CARE LTD
Contract type name	PDS Contract
Purpose of contract	General
Contract start date	30/03/2011
Contract end date	30/09/2020

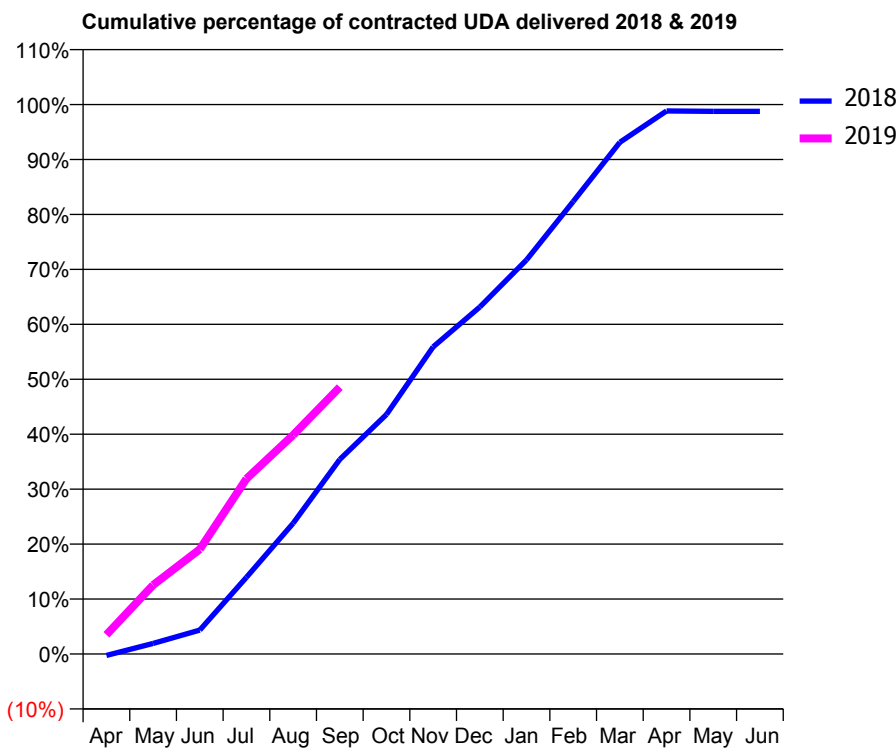
18/19 Contracted general activity (UDA)	26,363
Carry forward general activity (UDA)	0
18/19 Contracted orthodontic activity (UOA)	0
Carry forward orthodontic activity (UOA)	0
Baseline contract value	£719,552.01

### ACCESS\*

Patients seen in 24 months	Total	Change since previous quarter
Quarter ending September 2017	10,527	
Quarter ending December 2017	10,635	→
Quarter ending March 2018	10,979	↑
Quarter ending June 2018	11,232	↑
Quarter ending September 2018	11,340	→
<b>Variance since September 2017</b>	<b>7.7%</b>	<b>↑</b>



### ACTIVITY



Month	Adjusted Scheduled Activity (UDA)	
	2018	2019
April	-75	925
May	510	3,308
June	1,148	5,028
July	3,679	8,411
August	6,276	10,507
September	9,338	12,805
October	11,496	
November	14,738	
December	16,650	
January	18,907	
February	21,710	
March	24,551	
April	26,056	
May	26,037	
June	26,037	

### QUALITY

	Quantity	Base Number	Contract	AT	Region	England
% of FP17s for the same patient ID Re-attending within 3 months - Children	179	1,619	11.1%	10.7%	11.4%	11.6%
% of FP17s for the same patient ID Re-attending within 3 months - Adults	890	5,067	17.6%	14.5%	15.0%	15.5%
% of FP17s for the same patient ID Re-attending between 3 & 9 months - Children	666	1,619	41.1%	58.0%	59.9%	58.8%
% of FP17s for the same patient ID Re-attending between 3 & 9 months - Adults	1,224	5,067	24.2%	48.8%	52.0%	51.1%
% of FP17s for Band 1 Urgent Courses	2,778	6,139	45.3%	8.7%	8.0%	9.0%
% of FP17s Relating to Free Repair or Replacements	36	6,139	0.6%	0.7%	0.8%	0.8%
% of FP17s Relating to Continuations	64	6,139	1.0%	0.8%	0.9%	0.9%
% of Patients satisfied with the dentistry they have received	5	5	N/A	94.2%	93.5%	93.3%
% of Patients satisfied with the time they had to wait for an appointment	5	5	N/A	87.2%	89.1%	88.9%

\* This is based on patients treated on this contract for their most recent course of treatment. Figures in italics indicate the base number of FP17s or Patient Questionnaire responses are less than 100. N/A is shown where the base number of responses is less than 10 during the period. % is calculated as Quantity/Base number\*100

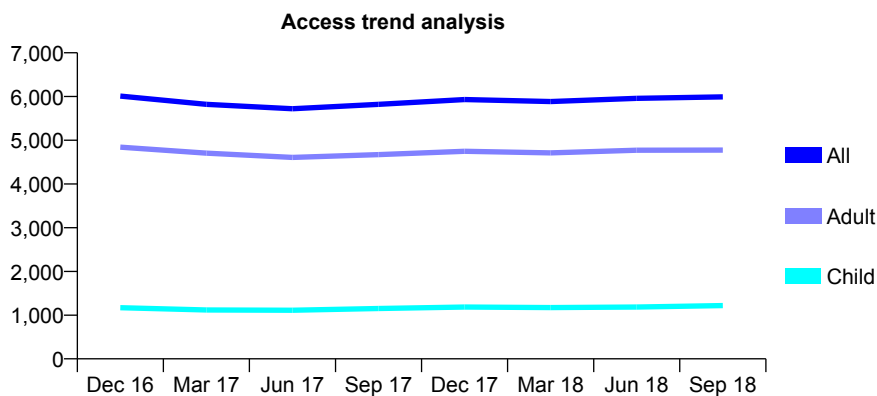
## Q58 - Vital Signs At a Glance Contract Report for 101281/0236 - September 2018

Name or company name	OASIS DENTAL CARE LTD
Contract type name	PDS Contract
Purpose of contract	General
Contract start date	16/05/2011
Contract end date	30/09/2020

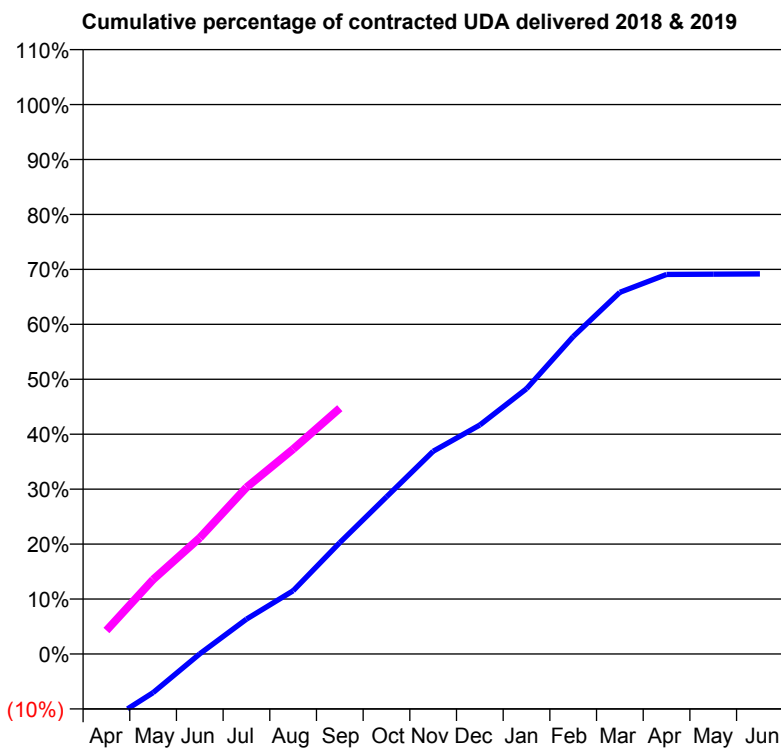
18/19 Contracted general activity (UDA)	21,600
Carry forward general activity (UDA)	0
18/19 Contracted orthodontic activity (UOA)	0
Carry forward orthodontic activity (UOA)	0
Baseline contract value	£589,577.59

### ACCESS\*

Patients seen in 24 months	Total	Change since previous quarter
Quarter ending September 2017	5,821	
Quarter ending December 2017	5,932	→
Quarter ending March 2018	5,885	→
Quarter ending June 2018	5,957	→
Quarter ending September 2018	5,993	→
<b>Variance since September 2017</b>	<b>3.0%</b>	<b>↑</b>



### ACTIVITY



Month	Adjusted Scheduled Activity (UDA)	
	2018	2019
April	-2,689	925
May	-1,525	2,926
June	9	4,567
July	1,369	6,549
August	2,485	8,055
September	4,381	9,661
October	6,176	
November	7,968	
December	9,003	
January	10,429	
February	12,476	
March	14,220	
April	14,918	
May	14,933	
June	14,939	

### QUALITY

	Quantity	Base Number	Contract	AT	Region	England
% of FP17s for the same patient ID Re-attending within 3 months - Children	109	960	11.4%	10.7%	11.4%	11.6%
% of FP17s for the same patient ID Re-attending within 3 months - Adults	663	3,473	19.1%	14.5%	15.0%	15.5%
% of FP17s for the same patient ID Re-attending between 3 & 9 months - Children	460	960	47.9%	58.0%	59.9%	58.8%
% of FP17s for the same patient ID Re-attending between 3 & 9 months - Adults	1,576	3,473	45.4%	48.8%	52.0%	51.1%
% of FP17s for Band 1 Urgent Courses	687	4,109	16.7%	8.7%	8.0%	9.0%
% of FP17s Relating to Free Repair or Replacements	54	4,109	1.3%	0.7%	0.8%	0.8%
% of FP17s Relating to Continuations	97	4,109	2.4%	0.8%	0.9%	0.9%
% of Patients satisfied with the dentistry they have received	5	5	N/A	94.2%	93.5%	93.3%
% of Patients satisfied with the time they had to wait for an appointment	4	5	N/A	87.2%	89.1%	88.9%

\* This is based on patients treated on this contract for their most recent course of treatment. Figures in italics indicate the base number of FP17s or Patient Questionnaire responses are less than 100. N/A is shown where the base number of responses is less than 10 during the period. % is calculated as Quantity/Base number\*100



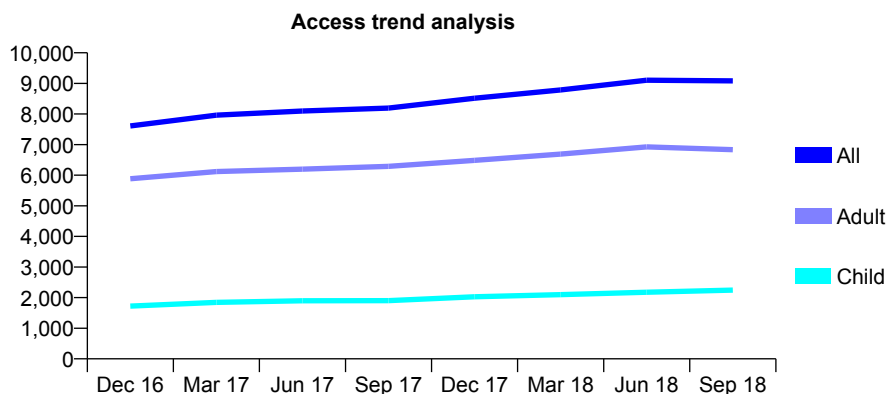
## Q58 - Vital Signs At a Glance Contract Report for 101281/0238 - September 2018

Name or company name	OASIS DENTAL CARE LTD
Contract type name	PDS Contract
Purpose of contract	General
Contract start date	24/11/2011
Contract end date	30/09/2020

18/19 Contracted general activity (UDA)	23,250
Carry forward general activity (UDA)	-465
18/19 Contracted orthodontic activity (UOA)	0
Carry forward orthodontic activity (UOA)	0
Baseline contract value	£634,585.77

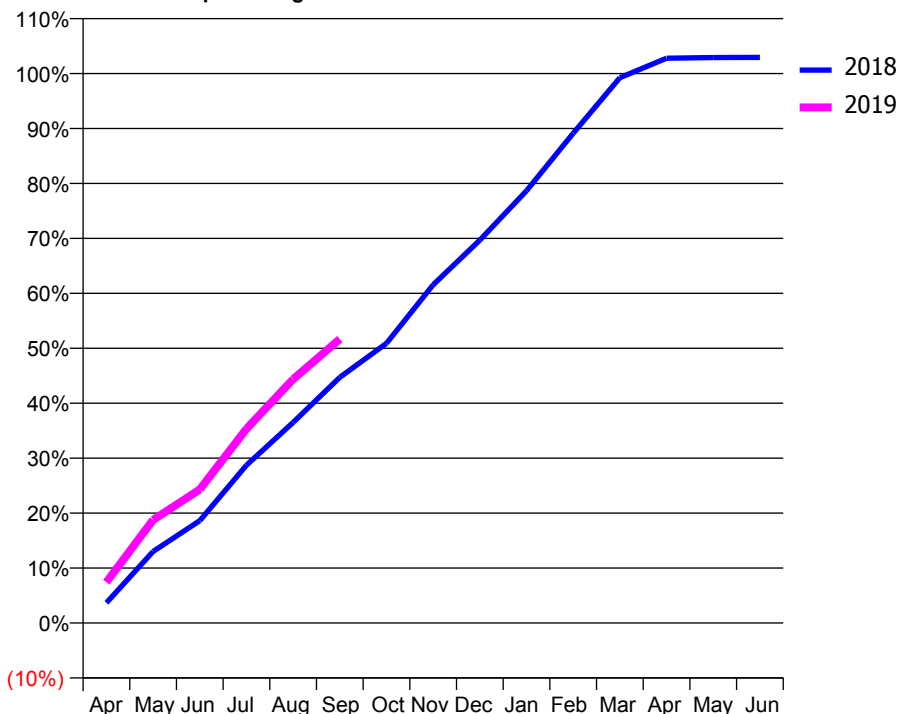
### ACCESS\*

Patients seen in 24 months	Total	Change since previous quarter
Quarter ending September 2017	8,192	
Quarter ending December 2017	8,517	↑
Quarter ending March 2018	8,786	↑
Quarter ending June 2018	9,103	↑
Quarter ending September 2018	9,082	→
<b>Variance since September 2017</b>	<b>10.9%</b>	<b>↑</b>



### ACTIVITY

Cumulative percentage of contracted UDA delivered 2018 & 2019



Month	Adjusted Scheduled Activity (UDA)	
	2018	2019
April	857	1,729
May	3,028	4,366
June	4,328	5,648
July	6,675	8,218
August	8,491	10,315
September	10,397	12,013
October	11,835	
November	14,313	
December	16,199	
January	18,287	
February	20,721	
March	23,072	
April	23,895	
May	23,926	
June	23,929	

### QUALITY

	Quantity	Base Number	Contract	AT	Region	England
% of FP17s for the same patient ID Re-attending within 3 months - Children	177	1,590	11.1%	10.7%	11.4%	11.6%
% of FP17s for the same patient ID Re-attending within 3 months - Adults	755	4,374	17.3%	14.5%	15.0%	15.5%
% of FP17s for the same patient ID Re-attending between 3 & 9 months - Children	792	1,590	49.8%	58.0%	59.9%	58.8%
% of FP17s for the same patient ID Re-attending between 3 & 9 months - Adults	1,914	4,374	43.8%	48.8%	52.0%	51.1%
% of FP17s for Band 1 Urgent Courses	1,140	5,526	20.6%	8.7%	8.0%	9.0%
% of FP17s Relating to Free Repair or Replacements	56	5,526	1.0%	0.7%	0.8%	0.8%
% of FP17s Relating to Continuations	45	5,526	0.8%	0.8%	0.9%	0.9%
% of Patients satisfied with the dentistry they have received	8	9	N/A	94.2%	93.5%	93.3%
% of Patients satisfied with the time they had to wait for an appointment	6	9	N/A	87.2%	89.1%	88.9%

\* This is based on patients treated on this contract for their most recent course of treatment. Figures in italics indicate the base number of FP17s or Patient Questionnaire responses are less than 100. N/A is shown where the base number of responses is less than 10 during the period. % is calculated as Quantity/Base number\*100

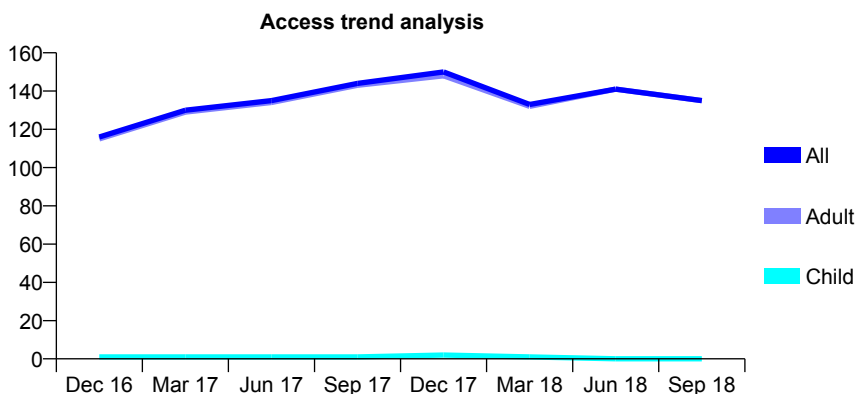
## Q58 - Vital Signs At a Glance Contract Report for 101281/0255 - September 2018

Name or company name	OASIS DENTAL CARE LTD
Contract type name	PDS Contract
Purpose of contract	General
Contract start date	01/01/2014
Contract end date	31/03/2020

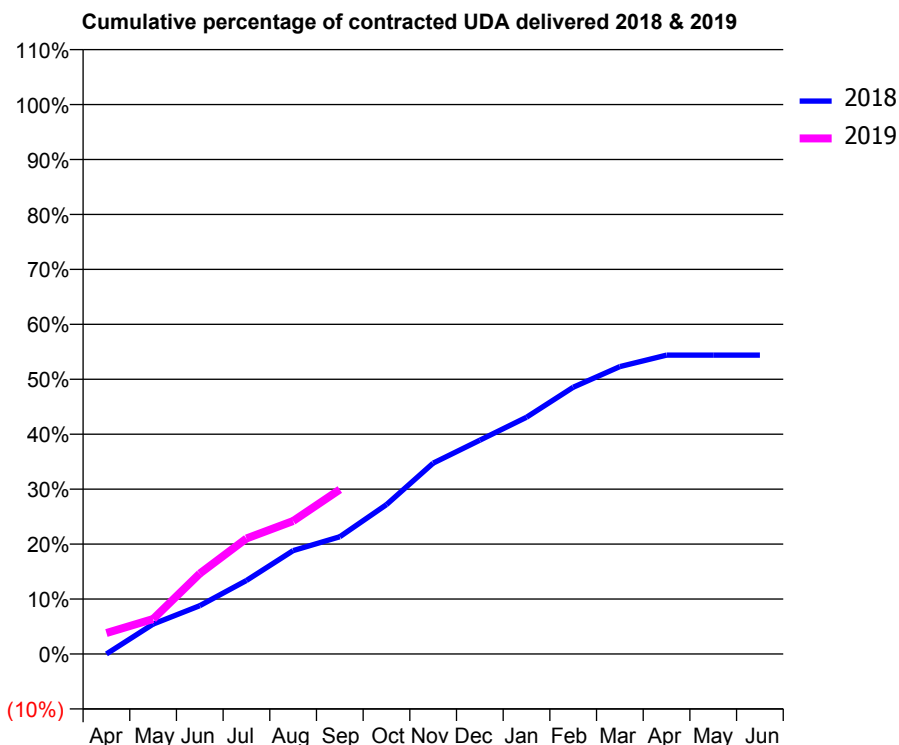
18/19 Contracted general activity (UDA)	471
Carry forward general activity (UDA)	0
18/19 Contracted orthodontic activity (UOA)	0
Carry forward orthodontic activity (UOA)	0
Baseline contract value	£10,401.02

### ACCESS\*

Patients seen in 24 months	Total	Change since previous quarter
Quarter ending September 2017	144	
Quarter ending December 2017	150	↑
Quarter ending March 2018	133	↓
Quarter ending June 2018	141	↑
Quarter ending September 2018	135	↓
<b>Variance since September 2017</b>	<b>(6.3%)</b>	<b>↓</b>



### ACTIVITY



Month	Adjusted Scheduled Activity (UDA)	
	2018	2019
April	0	18
May	39	30
June	63	69
July	96	99
August	135	114
September	153	141
October	195	
November	249	
December	279	
January	309	
February	348	
March	375	
April	390	
May	390	
June	390	

### QUALITY

	Quantity	Base Number	Contract	AT	Region	England
% of FP17s for the same patient ID Re-attending within 3 months - Children	0	0	N/A	10.7%	11.4%	11.6%
% of FP17s for the same patient ID Re-attending within 3 months - Adults	0	52	0.0%	14.5%	15.0%	15.5%
% of FP17s for the same patient ID Re-attending between 3 & 9 months - Children	0	0	N/A	58.0%	59.9%	58.8%
% of FP17s for the same patient ID Re-attending between 3 & 9 months - Adults	0	52	0.0%	48.8%	52.0%	51.1%
% of FP17s for Band 1 Urgent Courses	0	47	0.0%	8.7%	8.0%	9.0%
% of FP17s Relating to Free Repair or Replacements	0	47	0.0%	0.7%	0.8%	0.8%
% of FP17s Relating to Continuations	0	47	0.0%	0.8%	0.9%	0.9%
% of Patients satisfied with the dentistry they have received	0	0	N/A	94.2%	93.5%	93.3%
% of Patients satisfied with the time they had to wait for an appointment	0	0	N/A	87.2%	89.1%	88.9%

\* This is based on patients treated on this contract for their most recent course of treatment. Figures in italics indicate the base number of FP17s or Patient Questionnaire responses are less than 100. N/A is shown where the base number of responses is less than 10 during the period. % is calculated as Quantity/Base number\*100

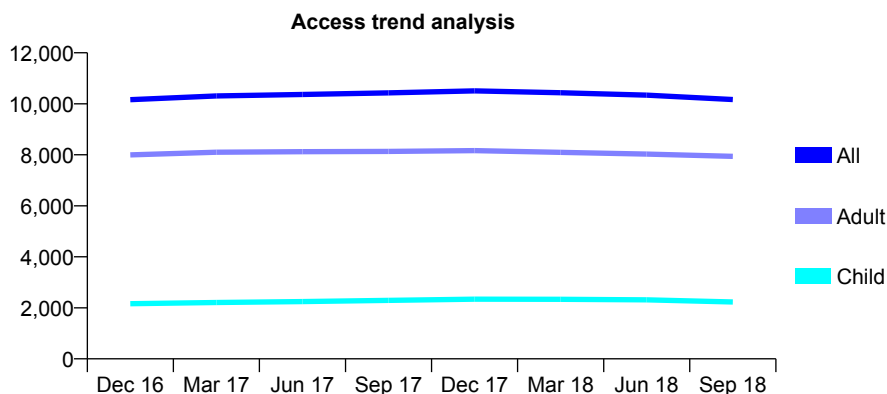
## Q58 - Vital Signs At a Glance Contract Report for 101338/0048 - September 2018

Name or company name	Whitecross Dental Care Limited
Contract type name	Pilot Contract
Purpose of contract	General
Contract start date	01/04/2007
Contract end date	

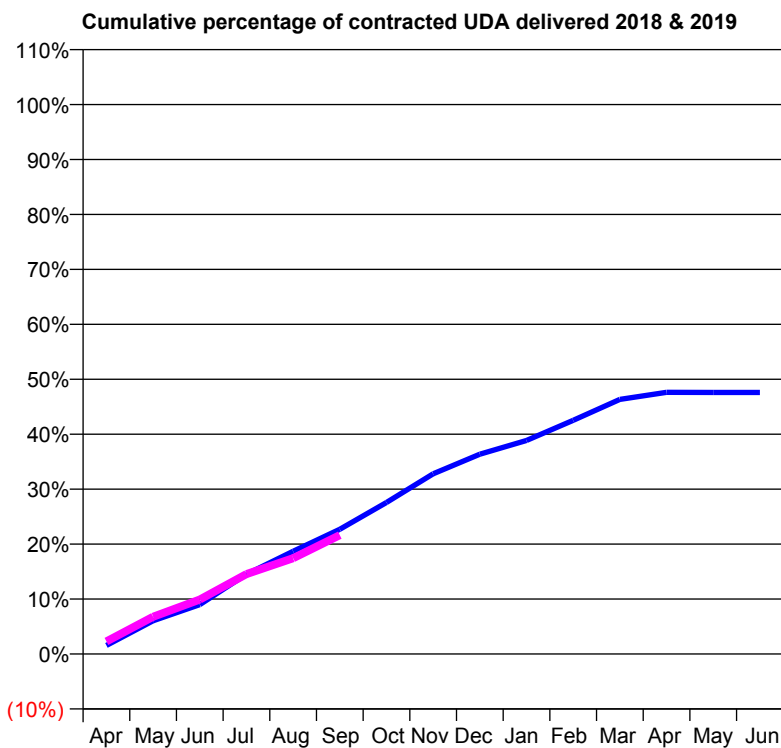
18/19 Contracted general activity (UDA)	41,400
Carry forward general activity (UDA)	0
18/19 Contracted orthodontic activity (UOA)	0
Carry forward orthodontic activity (UOA)	0
Baseline contract value	£1,148,069.06

### ACCESS\*

Patients seen in 24 months	Total	Change since previous quarter
Quarter ending September 2017	10,427	
Quarter ending December 2017	10,505	→
Quarter ending March 2018	10,435	→
Quarter ending June 2018	10,339	→
Quarter ending September 2018	10,166	↓
<b>Variance since September 2017</b>	<b>(2.5%)</b>	<b>↓</b>



### ACTIVITY



Month	Adjusted Scheduled Activity (UDA)	
	2018	2019
April	650	946
May	2,502	2,811
June	3,718	4,108
July	6,013	6,022
August	7,739	7,220
September	9,400	8,953
October	11,414	
November	13,574	
December	15,055	
January	16,091	
February	17,611	
March	19,187	
April	19,721	
May	19,710	
June	19,710	

### QUALITY

	Quantity	Base Number	Contract	AT	Region	England
% of FP17s for the same patient ID Re-attending within 3 months - Children	21	930	2.3%	10.7%	11.4%	11.6%
% of FP17s for the same patient ID Re-attending within 3 months - Adults	175	3,419	5.1%	14.5%	15.0%	15.5%
% of FP17s for the same patient ID Re-attending between 3 & 9 months - Children	286	930	30.8%	58.0%	59.9%	58.8%
% of FP17s for the same patient ID Re-attending between 3 & 9 months - Adults	933	3,419	27.3%	48.8%	52.0%	51.1%
% of FP17s for Band 1 Urgent Courses	206	4,093	5.0%	8.7%	8.0%	9.0%
% of FP17s Relating to Free Repair or Replacements	14	4,093	0.3%	0.7%	0.8%	0.8%
% of FP17s Relating to Continuations	16	4,093	0.4%	0.8%	0.9%	0.9%
% of Patients satisfied with the dentistry they have received	2	2	N/A	94.2%	93.5%	93.3%
% of Patients satisfied with the time they had to wait for an appointment	1	2	N/A	87.2%	89.1%	88.9%

\* This is based on patients treated on this contract for their most recent course of treatment. Figures in italics indicate the base number of FP17s or Patient Questionnaire responses are less than 100. N/A is shown where the base number of responses is less than 10 during the period. % is calculated as Quantity/Base number\*100

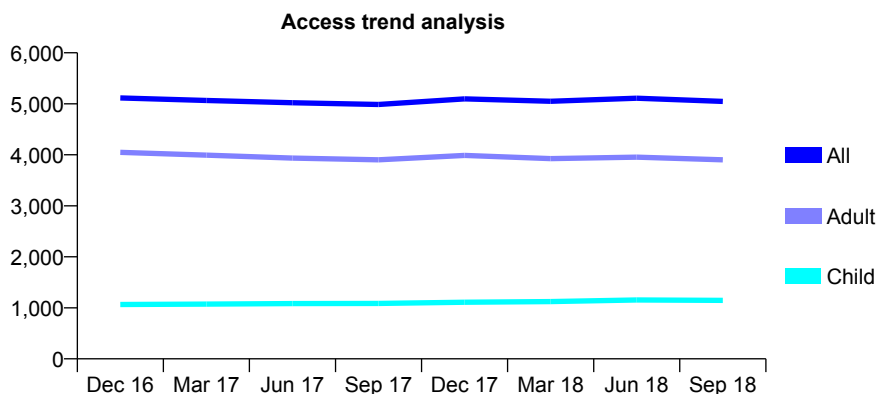
## Q58 - Vital Signs At a Glance Contract Report for 101338/0065 - September 2018

Name or company name	Whitecross Dental Care Limited
Contract type name	GDS Contract
Purpose of contract	General
Contract start date	01/06/2008
Contract end date	

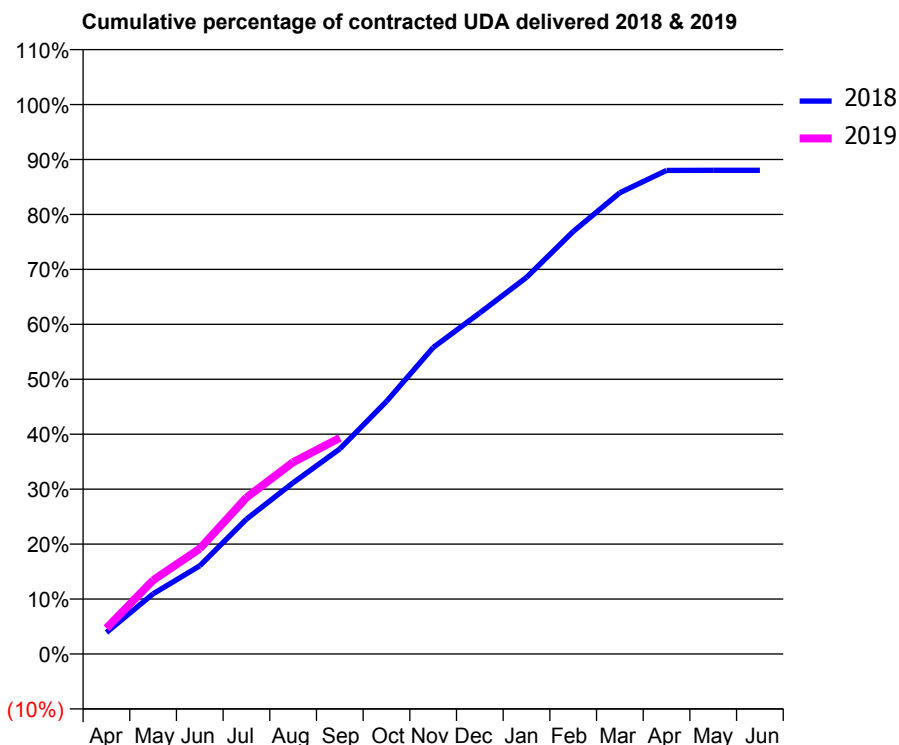
18/19 Contracted general activity (UDA)	13,500
Carry forward general activity (UDA)	0
18/19 Contracted orthodontic activity (UOA)	0
Carry forward orthodontic activity (UOA)	0
Baseline contract value	£320,339.09

### ACCESS\*

Patients seen in 24 months	Total	Change since previous quarter
Quarter ending September 2017	4,987	
Quarter ending December 2017	5,097	↑
Quarter ending March 2018	5,049	→
Quarter ending June 2018	5,109	→
Quarter ending September 2018	5,048	↓
<b>Variance since September 2017</b>	<b>1.2%</b>	<b>→</b>



### ACTIVITY



Adjusted Scheduled Activity (UDA)		
Month	2018	2019
April	529	634
May	1,478	1,812
June	2,167	2,589
July	3,314	3,844
August	4,209	4,713
September	5,040	5,307
October	6,205	
November	7,529	
December	8,383	
January	9,253	
February	10,380	
March	11,334	
April	11,879	
May	11,883	
June	11,884	

### QUALITY

	Quantity	Base Number	Contract	AT	Region	England
% of FP17s for the same patient ID Re-attending within 3 months - Children	39	689	5.7%	10.7%	11.4%	11.6%
% of FP17s for the same patient ID Re-attending within 3 months - Adults	225	2,066	10.9%	14.5%	15.0%	15.5%
% of FP17s for the same patient ID Re-attending between 3 & 9 months - Children	355	689	51.5%	58.0%	59.9%	58.8%
% of FP17s for the same patient ID Re-attending between 3 & 9 months - Adults	891	2,066	43.1%	48.8%	52.0%	51.1%
% of FP17s for Band 1 Urgent Courses	202	2,547	7.9%	8.7%	8.0%	9.0%
% of FP17s Relating to Free Repair or Replacements	4	2,547	0.2%	0.7%	0.8%	0.8%
% of FP17s Relating to Continuations	30	2,547	1.2%	0.8%	0.9%	0.9%
% of Patients satisfied with the dentistry they have received	2	2	N/A	94.2%	93.5%	93.3%
% of Patients satisfied with the time they had to wait for an appointment	2	2	N/A	87.2%	89.1%	88.9%

\* This is based on patients treated on this contract for their most recent course of treatment. Figures in italics indicate the base number of FP17s or Patient Questionnaire responses are less than 100. N/A is shown where the base number of responses is less than 10 during the period. % is calculated as Quantity/Base number\*100

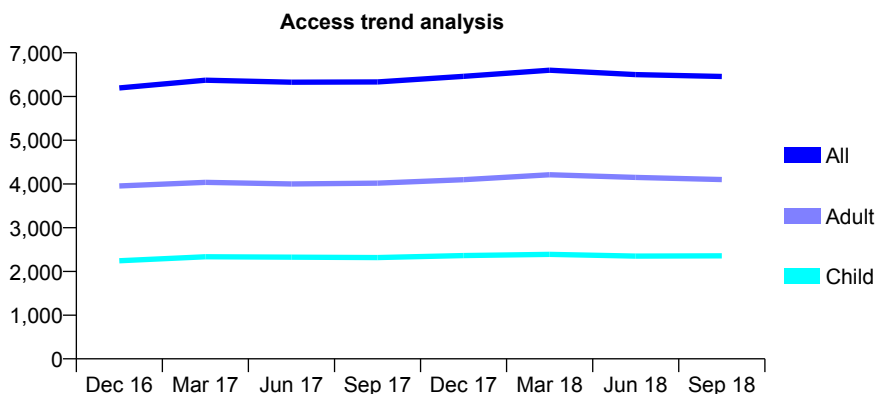
## Q58 - Vital Signs At a Glance Contract Report for 101362/0001 - September 2018

Name or company name	Rodericks Dental Limited
Contract type name	Pilot Contract
Purpose of contract	General
Contract start date	01/04/2006
Contract end date	

18/19 Contracted general activity (UDA)	18,000
Carry forward general activity (UDA)	0
18/19 Contracted orthodontic activity (UOA)	0
Carry forward orthodontic activity (UOA)	0
Baseline contract value	£610,183.47

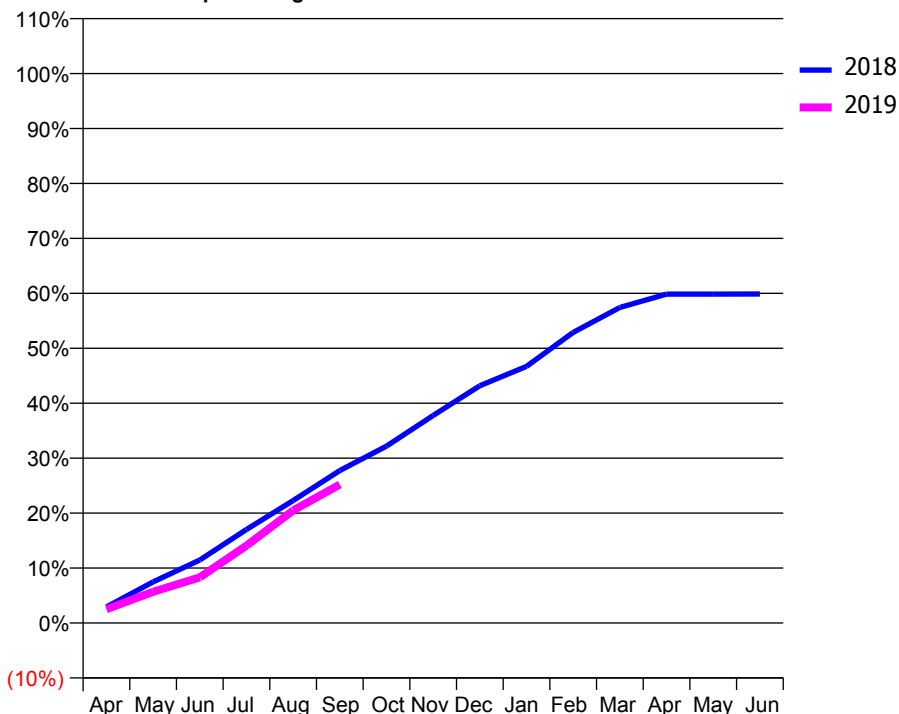
### ACCESS\*

Patients seen in 24 months	Total	Change since previous quarter
Quarter ending September 2017	6,335	
Quarter ending December 2017	6,461	→
Quarter ending March 2018	6,601	↑
Quarter ending June 2018	6,502	↓
Quarter ending September 2018	6,458	→
<b>Variance since September 2017</b>	<b>1.9%</b>	<b>→</b>



### ACTIVITY

Cumulative percentage of contracted UDA delivered 2018 & 2019



Adjusted Scheduled Activity (UDA)

Month	2018	2019
April	527	452
May	1,349	1,026
June	2,066	1,498
July	3,063	2,536
August	4,011	3,688
September	4,995	4,537
October	5,794	
November	6,799	
December	7,771	
January	8,406	
February	9,519	
March	10,339	
April	10,775	
May	10,775	
June	10,778	

### QUALITY

	Quantity	Base Number	Contract	AT	Region	England
% of FP17s for the same patient ID Re-attending within 3 months - Children	53	1,578	3.4%	10.7%	11.4%	11.6%
% of FP17s for the same patient ID Re-attending within 3 months - Adults	141	2,067	6.8%	14.5%	15.0%	15.5%
% of FP17s for the same patient ID Re-attending between 3 & 9 months - Children	1,007	1,578	63.8%	58.0%	59.9%	58.8%
% of FP17s for the same patient ID Re-attending between 3 & 9 months - Adults	1,001	2,067	48.4%	48.8%	52.0%	51.1%
% of FP17s for Band 1 Urgent Courses	242	3,245	7.5%	8.7%	8.0%	9.0%
% of FP17s Relating to Free Repair or Replacements	6	3,245	0.2%	0.7%	0.8%	0.8%
% of FP17s Relating to Continuations	0	3,245	0.0%	0.8%	0.9%	0.9%
% of Patients satisfied with the dentistry they have received	4	4	N/A	94.2%	93.5%	93.3%
% of Patients satisfied with the time they had to wait for an appointment	4	4	N/A	87.2%	89.1%	88.9%

\* This is based on patients treated on this contract for their most recent course of treatment. Figures in italics indicate the base number of FP17s or Patient Questionnaire responses are less than 100. N/A is shown where the base number of responses is less than 10 during the period. % is calculated as Quantity/Base number\*100

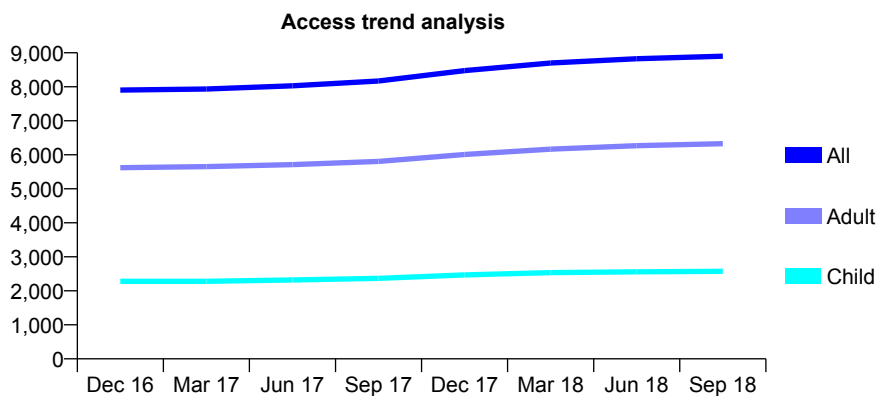
## Q58 - Vital Signs At a Glance Contract Report for 101362/0002 - September 2018

Name or company name	Rodericks Dental Limited
Contract type name	GDS Contract
Purpose of contract	General
Contract start date	02/10/2006
Contract end date	

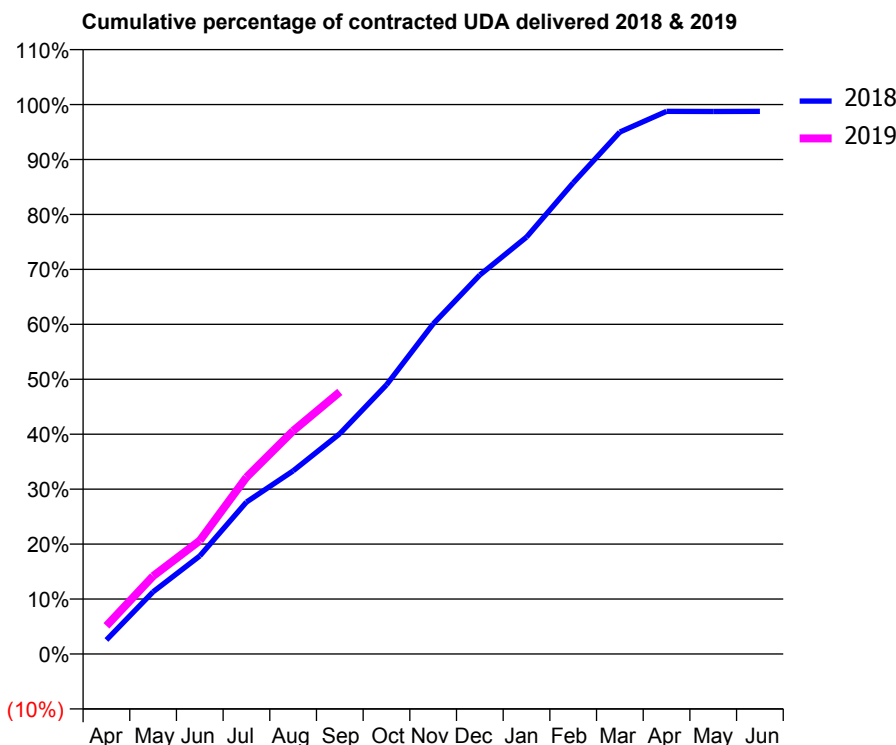
18/19 Contracted general activity (UDA)	21,795
Carry forward general activity (UDA)	0
18/19 Contracted orthodontic activity (UOA)	0
Carry forward orthodontic activity (UOA)	0
Baseline contract value	£492,011.80

### ACCESS\*

Patients seen in 24 months	Total	Change since previous quarter
Quarter ending September 2017	8,172	
Quarter ending December 2017	8,478	↑
Quarter ending March 2018	8,699	↑
Quarter ending June 2018	8,827	→
Quarter ending September 2018	8,900	→
<b>Variance since September 2017</b>	<b>8.9%</b>	<b>↑</b>



### ACTIVITY



Month	Adjusted Scheduled Activity (UDA)	
	2018	2019
April	559	1,119
May	2,467	3,093
June	3,888	4,496
July	6,027	7,010
August	7,267	8,852
September	8,739	10,393
October	10,675	
November	13,091	
December	15,036	
January	16,537	
February	18,688	
March	20,706	
April	21,522	
May	21,520	
June	21,521	

### QUALITY

	Quantity	Base Number	Contract	AT	Region	England
% of FP17s for the same patient ID Re-attending within 3 months - Children	153	2,024	7.6%	10.7%	11.4%	11.6%
% of FP17s for the same patient ID Re-attending within 3 months - Adults	685	4,239	16.2%	14.5%	15.0%	15.5%
% of FP17s for the same patient ID Re-attending between 3 & 9 months - Children	1,275	2,024	63.0%	58.0%	59.9%	58.8%
% of FP17s for the same patient ID Re-attending between 3 & 9 months - Adults	2,162	4,239	51.0%	48.8%	52.0%	51.1%
% of FP17s for Band 1 Urgent Courses	521	5,867	8.9%	8.7%	8.0%	9.0%
% of FP17s Relating to Free Repair or Replacements	29	5,867	0.5%	0.7%	0.8%	0.8%
% of FP17s Relating to Continuations	14	5,867	0.2%	0.8%	0.9%	0.9%
% of Patients satisfied with the dentistry they have received	3	3	N/A	94.2%	93.5%	93.3%
% of Patients satisfied with the time they had to wait for an appointment	3	3	N/A	87.2%	89.1%	88.9%

\* This is based on patients treated on this contract for their most recent course of treatment. Figures in italics indicate the base number of FP17s or Patient Questionnaire responses are less than 100. N/A is shown where the base number of responses is less than 10 during the period. % is calculated as Quantity/Base number\*100

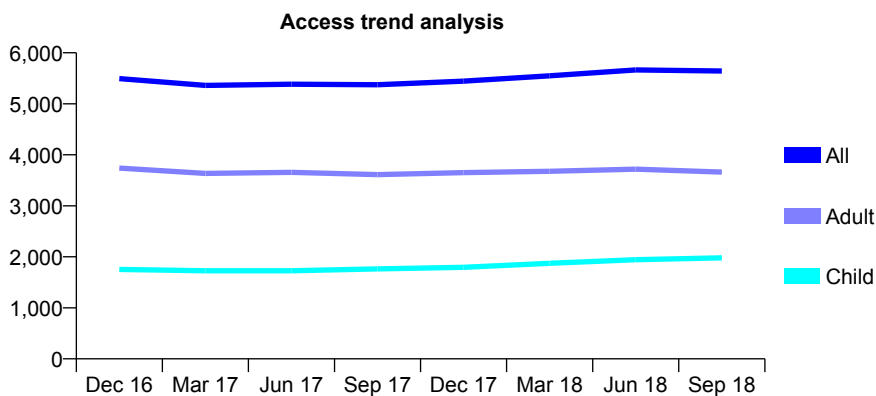
## Q58 - Vital Signs At a Glance Contract Report for 101362/0009 - September 2018

Name or company name	Rodericks Dental Limited
Contract type name	GDS Contract
Purpose of contract	General
Contract start date	01/06/2008
Contract end date	

18/19 Contracted general activity (UDA)	12,918
Carry forward general activity (UDA)	0
18/19 Contracted orthodontic activity (UOA)	0
Carry forward orthodontic activity (UOA)	0
Baseline contract value	£293,488.56

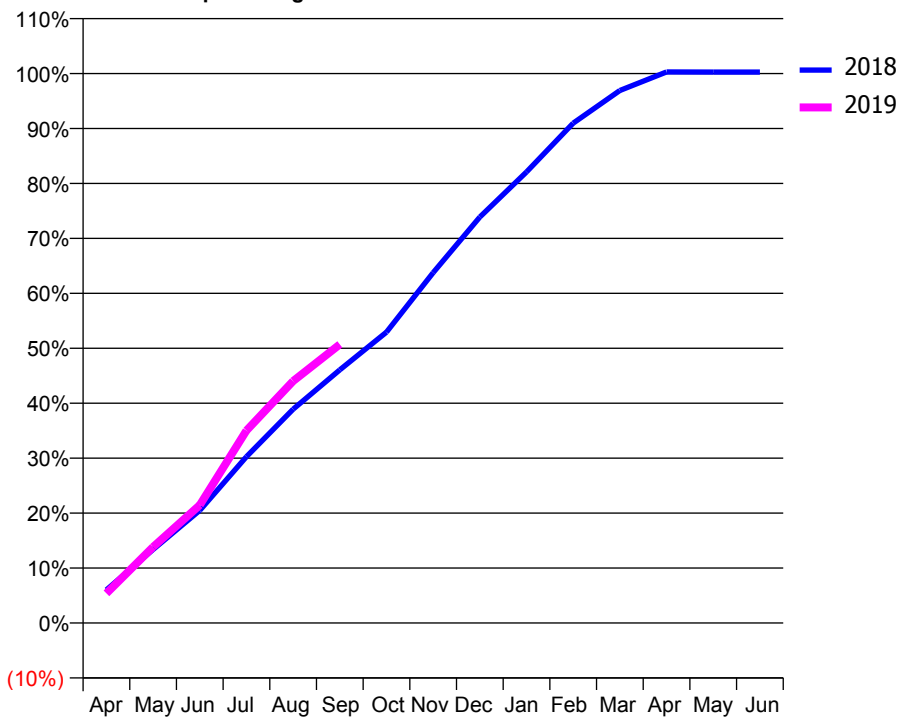
### ACCESS\*

Patients seen in 24 months	Total	Change since previous quarter
Quarter ending September 2017	5,374	
Quarter ending December 2017	5,445	→
Quarter ending March 2018	5,550	→
Quarter ending June 2018	5,663	↑
Quarter ending September 2018	5,642	→
<b>Variance since September 2017</b>	<b>5.0%</b>	<b>↑</b>



### ACTIVITY

Cumulative percentage of contracted UDA delivered 2018 & 2019



Month	Adjusted Scheduled Activity (UDA)	
	2018	2019
April	780	696
May	1,729	1,787
June	2,647	2,774
July	3,911	4,525
August	5,026	5,688
September	5,952	6,550
October	6,840	
November	8,237	
December	9,543	
January	10,603	
February	11,749	
March	12,520	
April	12,955	
May	12,950	
June	12,950	

### QUALITY

	Quantity	Base Number	Contract	AT	Region	England
% of FP17s for the same patient ID Re-attending within 3 months - Children	101	1,351	7.5%	10.7%	11.4%	11.6%
% of FP17s for the same patient ID Re-attending within 3 months - Adults	264	2,076	12.7%	14.5%	15.0%	15.5%
% of FP17s for the same patient ID Re-attending between 3 & 9 months - Children	690	1,351	51.1%	58.0%	59.9%	58.8%
% of FP17s for the same patient ID Re-attending between 3 & 9 months - Adults	744	2,076	35.8%	48.8%	52.0%	51.1%
% of FP17s for Band 1 Urgent Courses	288	3,200	9.0%	8.7%	8.0%	9.0%
% of FP17s Relating to Free Repair or Replacements	14	3,200	0.4%	0.7%	0.8%	0.8%
% of FP17s Relating to Continuations	1	3,200	0.0%	0.8%	0.9%	0.9%
% of Patients satisfied with the dentistry they have received	2	3	N/A	94.2%	93.5%	93.3%
% of Patients satisfied with the time they had to wait for an appointment	2	3	N/A	87.2%	89.1%	88.9%

\* This is based on patients treated on this contract for their most recent course of treatment. Figures in italics indicate the base number of FP17s or Patient Questionnaire responses are less than 100. N/A is shown where the base number of responses is less than 10 during the period. % is calculated as Quantity/Base number\*100

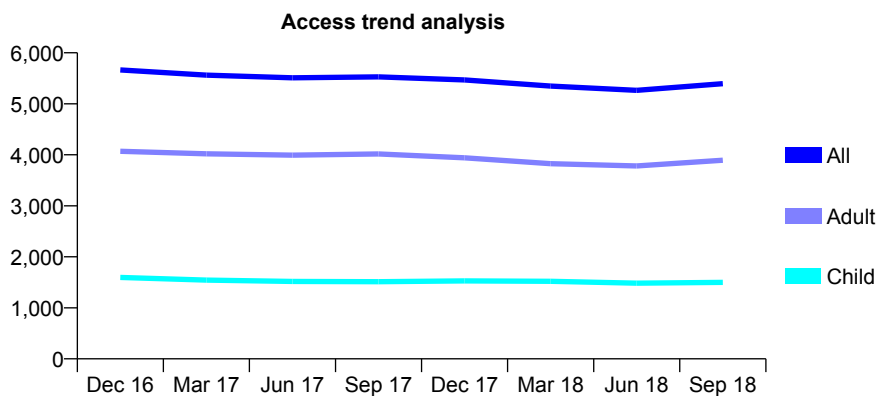
## Q58 - Vital Signs At a Glance Contract Report for 101362/0020 - September 2018

Name or company name	Rodericks Dental Limited
Contract type name	GDS Contract
Purpose of contract	General
Contract start date	20/08/2009
Contract end date	

18/19 Contracted general activity (UDA)	14,000
Carry forward general activity (UDA)	0
18/19 Contracted orthodontic activity (UOA)	0
Carry forward orthodontic activity (UOA)	0
Baseline contract value	£364,464.84

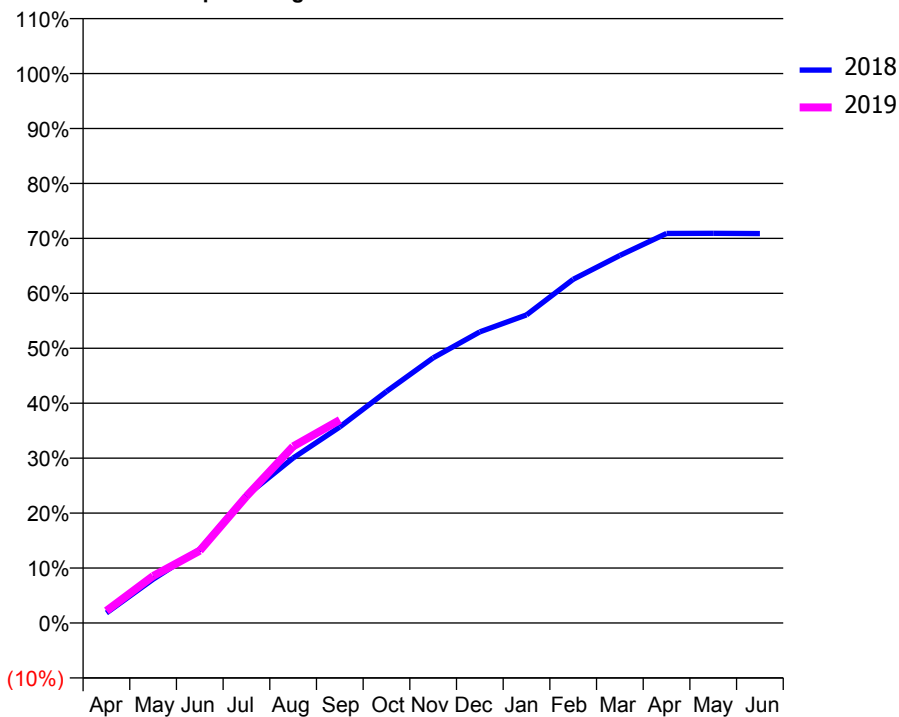
### ACCESS\*

Patients seen in 24 months	Total	Change since previous quarter
Quarter ending September 2017	5,528	
Quarter ending December 2017	5,467	↓
Quarter ending March 2018	5,347	↓
Quarter ending June 2018	5,265	↓
Quarter ending September 2018	5,394	↑
<b>Variance since September 2017</b>	<b>(2.4%)</b>	<b>↓</b>



### ACTIVITY

Cumulative percentage of contracted UDA delivered 2018 & 2019



Month	Adjusted Scheduled Activity (UDA)	
	2018	2019
April	256	312
May	1,116	1,198
June	1,876	1,844
July	3,246	3,230
August	4,204	4,499
September	4,995	5,172
October	5,898	
November	6,756	
December	7,418	
January	7,850	
February	8,757	
March	9,364	
April	9,925	
May	9,930	
June	9,922	

### QUALITY

	Quantity	Base Number	Contract	AT	Region	England
% of FP17s for the same patient ID Re-attending within 3 months - Children	85	1,137	7.5%	10.7%	11.4%	11.6%
% of FP17s for the same patient ID Re-attending within 3 months - Adults	289	2,403	12.0%	14.5%	15.0%	15.5%
% of FP17s for the same patient ID Re-attending between 3 & 9 months - Children	664	1,137	58.4%	58.0%	59.9%	58.8%
% of FP17s for the same patient ID Re-attending between 3 & 9 months - Adults	802	2,403	33.4%	48.8%	52.0%	51.1%
% of FP17s for Band 1 Urgent Courses	357	3,237	11.0%	8.7%	8.0%	9.0%
% of FP17s Relating to Free Repair or Replacements	3	3,237	0.1%	0.7%	0.8%	0.8%
% of FP17s Relating to Continuations	3	3,237	0.1%	0.8%	0.9%	0.9%
% of Patients satisfied with the dentistry they have received	2	2	N/A	94.2%	93.5%	93.3%
% of Patients satisfied with the time they had to wait for an appointment	2	2	N/A	87.2%	89.1%	88.9%

\* This is based on patients treated on this contract for their most recent course of treatment. Figures in italics indicate the base number of FP17s or Patient Questionnaire responses are less than 100. N/A is shown where the base number of responses is less than 10 during the period. % is calculated as Quantity/Base number\*100



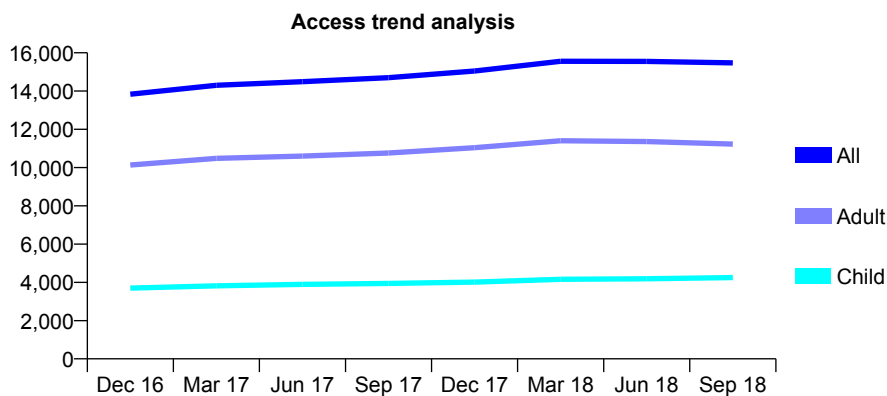
## Q58 - Vital Signs At a Glance Contract Report for 101362/0021 - September 2018

Name or company name	Rodericks Dental Limited
Contract type name	GDS Contract
Purpose of contract	General
Contract start date	01/10/2009
Contract end date	

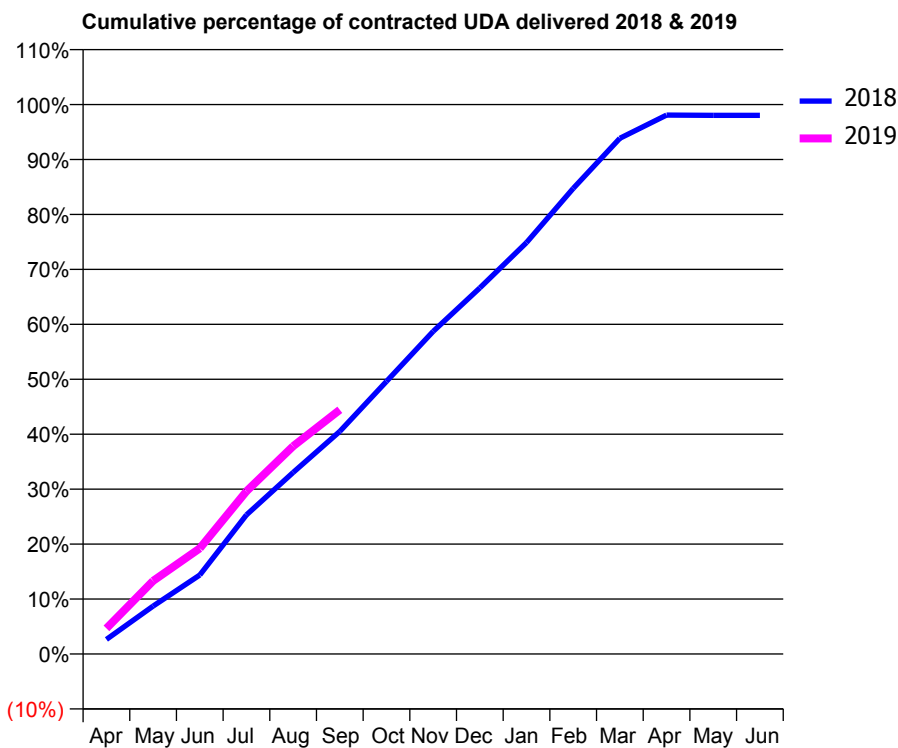
18/19 Contracted general activity (UDA)	40,147
Carry forward general activity (UDA)	0
18/19 Contracted orthodontic activity (UOA)	0
Carry forward orthodontic activity (UOA)	0
Baseline contract value	£1,182,655.47

### ACCESS\*

Patients seen in 24 months	Total	Change since previous quarter
Quarter ending September 2017	14,703	
Quarter ending December 2017	15,051	↑
Quarter ending March 2018	15,557	↑
Quarter ending June 2018	15,547	→
Quarter ending September 2018	15,476	→
<b>Variance since September 2017</b>	<b>5.3%</b>	<b>↑</b>



### ACTIVITY



Month	Adjusted Scheduled Activity (UDA)	
	2018	2019
April	1,064	1,871
May	3,500	5,343
June	5,775	7,721
July	10,168	11,886
August	13,267	15,186
September	16,264	17,839
October	19,922	
November	23,568	
December	26,746	
January	30,057	
February	34,011	
March	37,681	
April	39,377	
May	39,351	
June	39,352	

### QUALITY

	Quantity	Base Number	Contract	AT	Region	England
% of FP17s for the same patient ID Re-attending within 3 months - Children	274	3,281	8.4%	10.7%	11.4%	11.6%
% of FP17s for the same patient ID Re-attending within 3 months - Adults	1,173	7,417	15.8%	14.5%	15.0%	15.5%
% of FP17s for the same patient ID Re-attending between 3 & 9 months - Children	2,030	3,281	61.9%	58.0%	59.9%	58.8%
% of FP17s for the same patient ID Re-attending between 3 & 9 months - Adults	3,889	7,417	52.4%	48.8%	52.0%	51.1%
% of FP17s for Band 1 Urgent Courses	2,057	9,914	20.7%	8.7%	8.0%	9.0%
% of FP17s Relating to Free Repair or Replacements	50	9,914	0.5%	0.7%	0.8%	0.8%
% of FP17s Relating to Continuations	13	9,914	0.1%	0.8%	0.9%	0.9%
% of Patients satisfied with the dentistry they have received	6	8	N/A	94.2%	93.5%	93.3%
% of Patients satisfied with the time they had to wait for an appointment	5	8	N/A	87.2%	89.1%	88.9%

\* This is based on patients treated on this contract for their most recent course of treatment. Figures in italics indicate the base number of FP17s or Patient Questionnaire responses are less than 100. N/A is shown where the base number of responses is less than 10 during the period. % is calculated as Quantity/Base number\*100

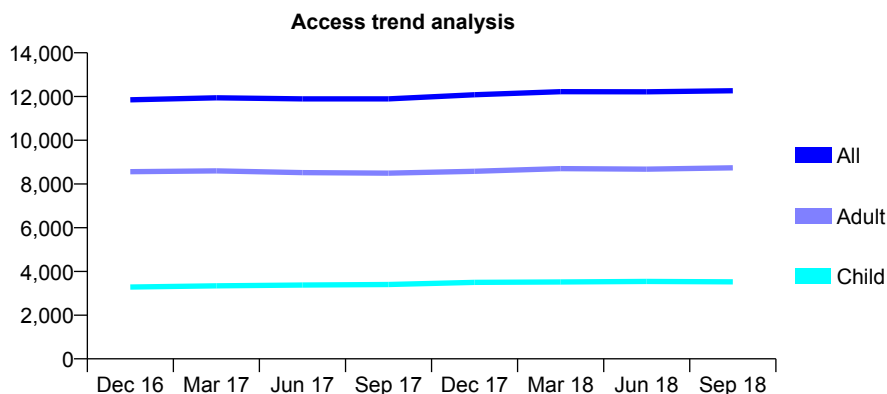
## Q58 - Vital Signs At a Glance Contract Report for 101370/0047 - September 2018

Name or company name	Petrie Tucker & Partners Ltd
Contract type name	GDS Contract
Purpose of contract	General
Contract start date	01/04/2006
Contract end date	

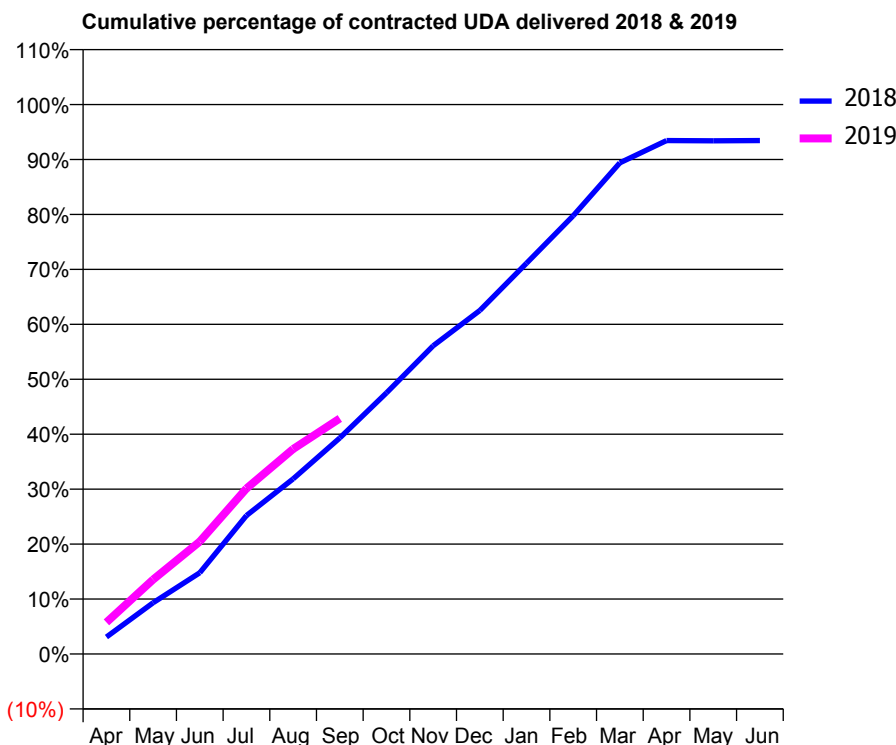
18/19 Contracted general activity (UDA)	29,673
Carry forward general activity (UDA)	0
18/19 Contracted orthodontic activity (UOA)	0
Carry forward orthodontic activity (UOA)	0
Baseline contract value	£812,654.55

### ACCESS\*

Patients seen in 24 months	Total	Change since previous quarter
Quarter ending September 2017	11,893	
Quarter ending December 2017	12,080	→
Quarter ending March 2018	12,220	→
Quarter ending June 2018	12,217	→
Quarter ending September 2018	12,265	→
<b>Variance since September 2017</b>	<b>3.1%</b>	<b>↑</b>



### ACTIVITY



Adjusted Scheduled Activity (UDA)		
Month	2018	2019
April	916	1,710
May	2,769	4,023
June	4,388	6,072
July	7,480	8,937
August	9,460	11,069
September	11,669	12,721
October	14,104	
November	16,645	
December	18,555	
January	21,102	
February	23,664	
March	26,525	
April	27,723	
May	27,715	
June	27,723	

### QUALITY

	Quantity	Base Number	Contract	AT	Region	England
% of FP17s for the same patient ID Re-attending within 3 months - Children	85	2,290	3.7%	10.7%	11.4%	11.6%
% of FP17s for the same patient ID Re-attending within 3 months - Adults	319	4,583	7.0%	14.5%	15.0%	15.5%
% of FP17s for the same patient ID Re-attending between 3 & 9 months - Children	1,336	2,290	58.3%	58.0%	59.9%	58.8%
% of FP17s for the same patient ID Re-attending between 3 & 9 months - Adults	2,181	4,583	47.6%	48.8%	52.0%	51.1%
% of FP17s for Band 1 Urgent Courses	244	6,336	3.9%	8.7%	8.0%	9.0%
% of FP17s Relating to Free Repair or Replacements	24	6,336	0.4%	0.7%	0.8%	0.8%
% of FP17s Relating to Continuations	53	6,336	0.8%	0.8%	0.9%	0.9%
% of Patients satisfied with the dentistry they have received	9	9	N/A	94.2%	93.5%	93.3%
% of Patients satisfied with the time they had to wait for an appointment	9	9	N/A	87.2%	89.1%	88.9%

\* This is based on patients treated on this contract for their most recent course of treatment. Figures in italics indicate the base number of FP17s or Patient Questionnaire responses are less than 100. N/A is shown where the base number of responses is less than 10 during the period. % is calculated as Quantity/Base number\*100

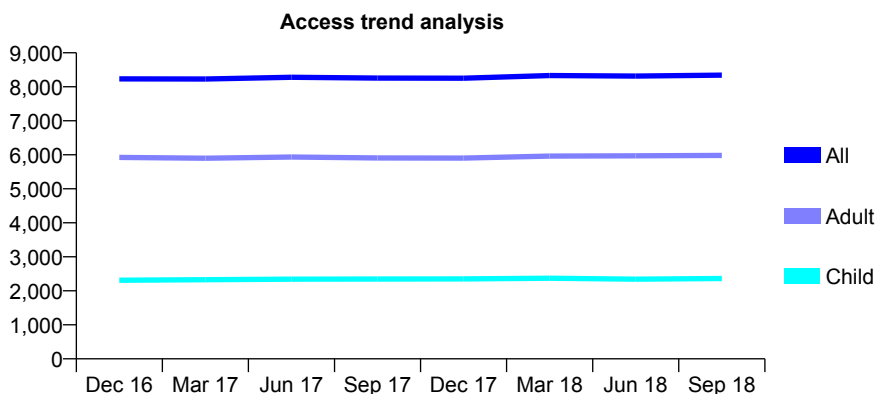
## Q58 - Vital Signs At a Glance Contract Report for 101370/0057 - September 2018

Name or company name	Petrie Tucker & Partners Ltd
Contract type name	GDS Contract
Purpose of contract	General
Contract start date	01/04/2006
Contract end date	

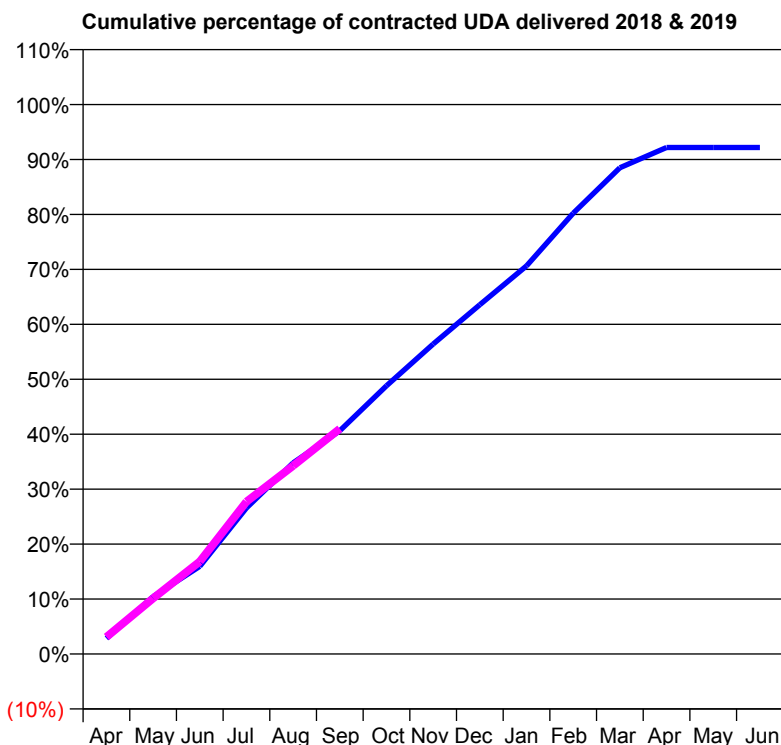
18/19 Contracted general activity (UDA)	24,667
Carry forward general activity (UDA)	0
18/19 Contracted orthodontic activity (UOA)	0
Carry forward orthodontic activity (UOA)	0
Baseline contract value	£617,665.81

### ACCESS\*

Patients seen in 24 months	Total	Change since previous quarter
Quarter ending September 2017	8,256	
Quarter ending December 2017	8,254	→
Quarter ending March 2018	8,333	→
Quarter ending June 2018	8,314	→
Quarter ending September 2018	8,345	→
<b>Variance since September 2017</b>	<b>1.1%</b>	<b>→</b>



### ACTIVITY



Month	Adjusted Scheduled Activity (UDA)	
	2018	2019
April	706	761
May	2,579	2,501
June	3,938	4,153
July	6,559	6,836
August	8,580	8,448
September	10,023	10,110
October	12,039	
November	13,914	
December	15,678	
January	17,421	
February	19,786	
March	21,830	
April	22,737	
May	22,736	
June	22,738	

### QUALITY

	Quantity	Base Number	Contract	AT	Region	England
% of FP17s for the same patient ID Re-attending within 3 months - Children	56	1,599	3.5%	10.7%	11.4%	11.6%
% of FP17s for the same patient ID Re-attending within 3 months - Adults	215	3,703	5.8%	14.5%	15.0%	15.5%
% of FP17s for the same patient ID Re-attending between 3 & 9 months - Children	634	1,599	39.6%	58.0%	59.9%	58.8%
% of FP17s for the same patient ID Re-attending between 3 & 9 months - Adults	1,401	3,703	37.8%	48.8%	52.0%	51.1%
% of FP17s for Band 1 Urgent Courses	162	4,900	3.3%	8.7%	8.0%	9.0%
% of FP17s Relating to Free Repair or Replacements	26	4,900	0.5%	0.7%	0.8%	0.8%
% of FP17s Relating to Continuations	49	4,900	1.0%	0.8%	0.9%	0.9%
% of Patients satisfied with the dentistry they have received	8	8	N/A	94.2%	93.5%	93.3%
% of Patients satisfied with the time they had to wait for an appointment	8	8	N/A	87.2%	89.1%	88.9%

\* This is based on patients treated on this contract for their most recent course of treatment. Figures in italics indicate the base number of FP17s or Patient Questionnaire responses are less than 100. N/A is shown where the base number of responses is less than 10 during the period. % is calculated as Quantity/Base number\*100

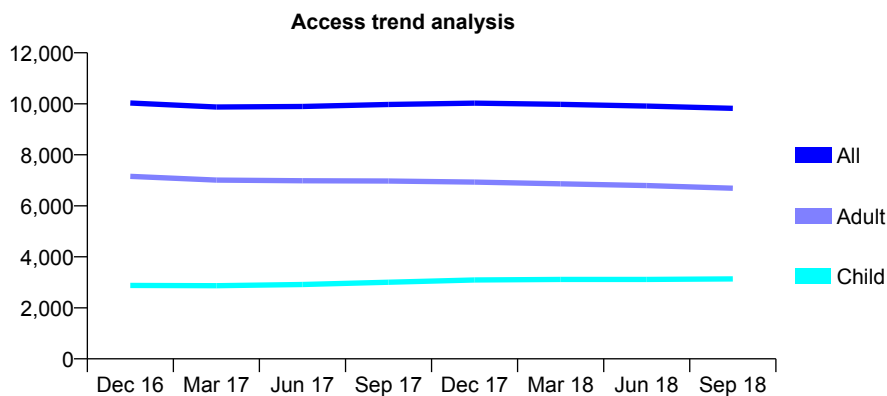
## Q58 - Vital Signs At a Glance Contract Report for 101370/0064 - September 2018

Name or company name	Petrie Tucker & Partners Ltd
Contract type name	GDS Contract
Purpose of contract	General
Contract start date	01/04/2006
Contract end date	

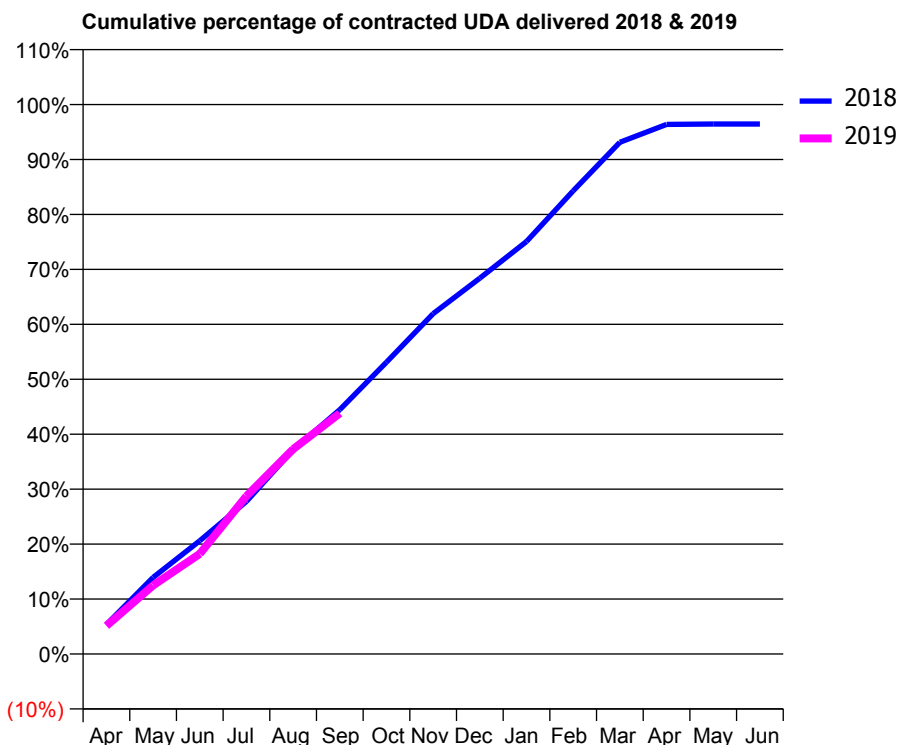
18/19 Contracted general activity (UDA)	31,719
Carry forward general activity (UDA)	0
18/19 Contracted orthodontic activity (UOA)	0
Carry forward orthodontic activity (UOA)	0
Baseline contract value	£867,241.97

### ACCESS\*

Patients seen in 24 months	Total	Change since previous quarter
Quarter ending September 2017	9,974	
Quarter ending December 2017	10,025	→
Quarter ending March 2018	9,978	→
Quarter ending June 2018	9,910	→
Quarter ending September 2018	9,821	→
<b>Variance since September 2017</b>	<b>(1.5%)</b>	<b>↓</b>



### ACTIVITY



Month	Adjusted Scheduled Activity (UDA)	
	2018	2019
April	1,705	1,625
May	4,421	3,961
June	6,536	5,784
July	8,809	9,117
August	11,789	11,830
September	14,103	13,896
October	16,844	
November	19,647	
December	21,697	
January	23,808	
February	26,739	
March	29,537	
April	30,570	
May	30,595	
June	30,595	

### QUALITY

	Quantity	Base Number	Contract	AT	Region	England
% of FP17s for the same patient ID Re-attending within 3 months - Children	154	2,091	7.4%	10.7%	11.4%	11.6%
% of FP17s for the same patient ID Re-attending within 3 months - Adults	456	3,636	12.5%	14.5%	15.0%	15.5%
% of FP17s for the same patient ID Re-attending between 3 & 9 months - Children	1,081	2,091	51.7%	58.0%	59.9%	58.8%
% of FP17s for the same patient ID Re-attending between 3 & 9 months - Adults	1,713	3,636	47.1%	48.8%	52.0%	51.1%
% of FP17s for Band 1 Urgent Courses	336	5,322	6.3%	8.7%	8.0%	9.0%
% of FP17s Relating to Free Repair or Replacements	19	5,322	0.4%	0.7%	0.8%	0.8%
% of FP17s Relating to Continuations	84	5,322	1.6%	0.8%	0.9%	0.9%
% of Patients satisfied with the dentistry they have received	5	6	N/A	94.2%	93.5%	93.3%
% of Patients satisfied with the time they had to wait for an appointment	6	6	N/A	87.2%	89.1%	88.9%

\* This is based on patients treated on this contract for their most recent course of treatment. Figures in italics indicate the base number of FP17s or Patient Questionnaire responses are less than 100. N/A is shown where the base number of responses is less than 10 during the period. % is calculated as Quantity/Base number\*100

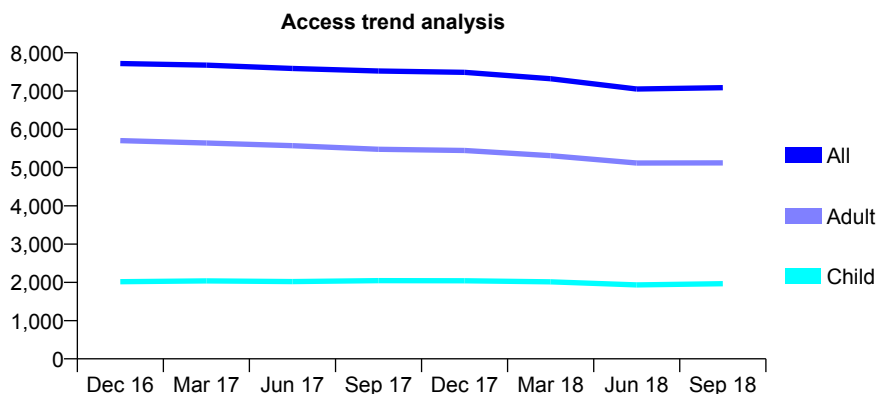
## Q58 - Vital Signs At a Glance Contract Report for 101370/0065 - September 2018

Name or company name	Petrie Tucker & Partners Ltd
Contract type name	GDS Contract
Purpose of contract	General
Contract start date	01/04/2006
Contract end date	

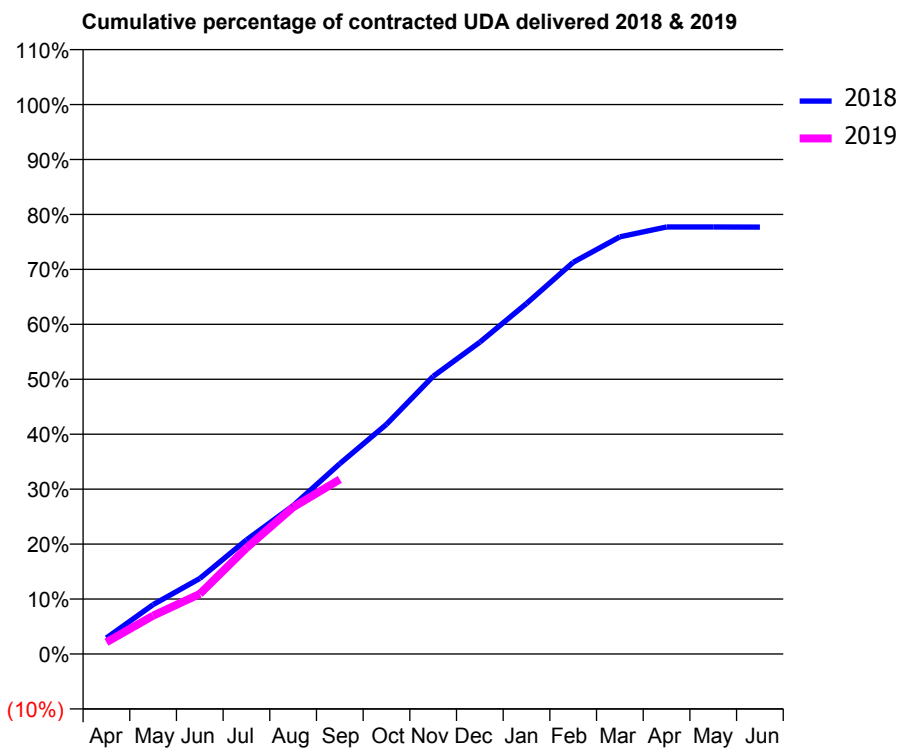
18/19 Contracted general activity (UDA)	21,251
Carry forward general activity (UDA)	0
18/19 Contracted orthodontic activity (UOA)	0
Carry forward orthodontic activity (UOA)	0
Baseline contract value	£511,730.57

### ACCESS\*

Patients seen in 24 months	Total	Change since previous quarter
Quarter ending September 2017	7,523	
Quarter ending December 2017	7,490	→
Quarter ending March 2018	7,322	↓
Quarter ending June 2018	7,052	↓
Quarter ending September 2018	7,088	→
<b>Variance since September 2017</b>	<b>(5.8%)</b>	<b>↓</b>



### ACTIVITY



Month	Adjusted Scheduled Activity (UDA)	
	2018	2019
April	621	456
May	1,913	1,482
June	2,923	2,323
July	4,413	4,105
August	5,738	5,677
September	7,361	6,754
October	8,883	
November	10,737	
December	12,057	
January	13,554	
February	15,148	
March	16,136	
April	16,515	
May	16,516	
June	16,512	

### QUALITY

	Quantity	Base Number	Contract	AT	Region	England
% of FP17s for the same patient ID Re-attending within 3 months - Children	61	1,308	4.7%	10.7%	11.4%	11.6%
% of FP17s for the same patient ID Re-attending within 3 months - Adults	377	2,969	12.7%	14.5%	15.0%	15.5%
% of FP17s for the same patient ID Re-attending between 3 & 9 months - Children	698	1,308	53.4%	58.0%	59.9%	58.8%
% of FP17s for the same patient ID Re-attending between 3 & 9 months - Adults	1,380	2,969	46.5%	48.8%	52.0%	51.1%
% of FP17s for Band 1 Urgent Courses	318	4,061	7.8%	8.7%	8.0%	9.0%
% of FP17s Relating to Free Repair or Replacements	20	4,061	0.5%	0.7%	0.8%	0.8%
% of FP17s Relating to Continuations	53	4,061	1.3%	0.8%	0.9%	0.9%
% of Patients satisfied with the dentistry they have received	3	3	N/A	94.2%	93.5%	93.3%
% of Patients satisfied with the time they had to wait for an appointment	3	3	N/A	87.2%	89.1%	88.9%

\* This is based on patients treated on this contract for their most recent course of treatment. Figures in italics indicate the base number of FP17s or Patient Questionnaire responses are less than 100. N/A is shown where the base number of responses is less than 10 during the period. % is calculated as Quantity/Base number\*100

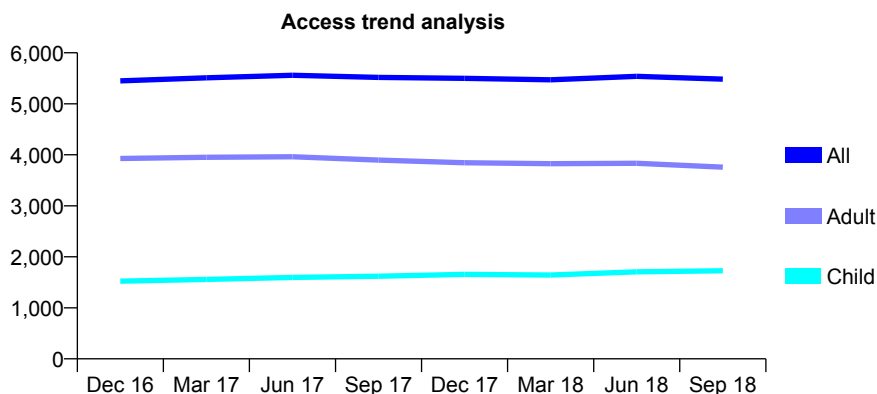
## Q58 - Vital Signs At a Glance Contract Report for 101435/0003 - September 2018

Name or company name	IDH Limited
Contract type name	GDS Contract
Purpose of contract	General and Orthodontic
Contract start date	01/04/2006
Contract end date	

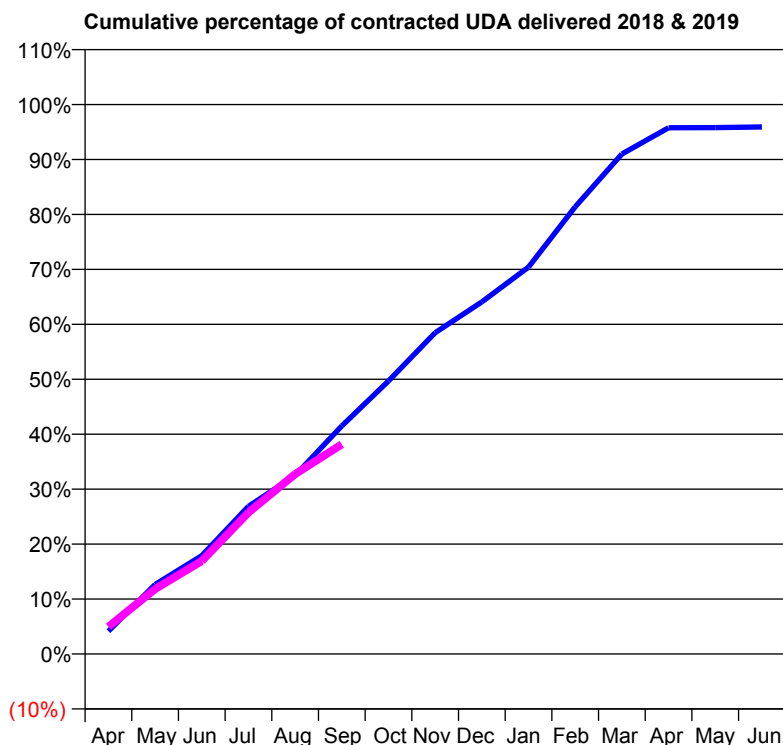
18/19 Contracted general activity (UDA)	15,825
Carry forward general activity (UDA)	0
18/19 Contracted orthodontic activity (UOA)	428
Carry forward orthodontic activity (UOA)	0
Baseline contract value	£436,797.94

### ACCESS\*

Patients seen in 24 months	Total	Change since previous quarter
Quarter ending September 2017	5,517	
Quarter ending December 2017	5,500	→
Quarter ending March 2018	5,470	→
Quarter ending June 2018	5,538	→
Quarter ending September 2018	5,484	→
<b>Variance since September 2017</b>	<b>(0.6%)</b>	<b>→</b>



### ACTIVITY



Month	Adjusted Scheduled Activity (UDA)	
	2018	2019
April	657	785
May	2,002	1,872
June	2,831	2,680
July	4,254	4,078
August	5,145	5,183
September	6,568	6,041
October	7,861	
November	9,253	
December	10,140	
January	11,143	
February	12,880	
March	14,400	
April	15,157	
May	15,160	
June	15,180	

### QUALITY

	Quantity	Base Number	Contract	AT	Region	England
% of FP17s for the same patient ID Re-attending within 3 months - Children	72	1,139	6.3%	10.7%	11.4%	11.6%
% of FP17s for the same patient ID Re-attending within 3 months - Adults	195	1,859	10.5%	14.5%	15.0%	15.5%
% of FP17s for the same patient ID Re-attending between 3 & 9 months - Children	535	1,139	47.0%	58.0%	59.9%	58.8%
% of FP17s for the same patient ID Re-attending between 3 & 9 months - Adults	693	1,859	37.3%	48.8%	52.0%	51.1%
% of FP17s for Band 1 Urgent Courses	253	2,761	9.2%	8.7%	8.0%	9.0%
% of FP17s Relating to Free Repair or Replacements	1	2,761	0.0%	0.7%	0.8%	0.8%
% of FP17s Relating to Continuations	24	2,761	0.9%	0.8%	0.9%	0.9%
% of Patients satisfied with the dentistry they have received	1	1	N/A	94.2%	93.5%	93.3%
% of Patients satisfied with the time they had to wait for an appointment	1	1	N/A	87.2%	89.1%	88.9%

\* This is based on patients treated on this contract for their most recent course of treatment. Figures in italics indicate the base number of FP17s or Patient Questionnaire responses are less than 100. N/A is shown where the base number of responses is less than 10 during the period. % is calculated as Quantity/Base number\*100

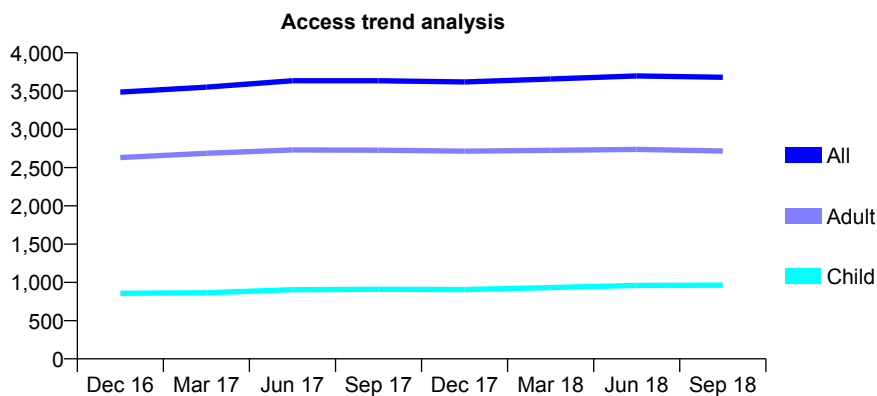
## Q58 - Vital Signs At a Glance Contract Report for 101435/0081 - September 2018

Name or company name	IDH Limited
Contract type name	GDS Contract
Purpose of contract	General
Contract start date	01/02/2008
Contract end date	

18/19 Contracted general activity (UDA)	11,105
Carry forward general activity (UDA)	0
18/19 Contracted orthodontic activity (UOA)	0
Carry forward orthodontic activity (UOA)	0
Baseline contract value	£288,100.68

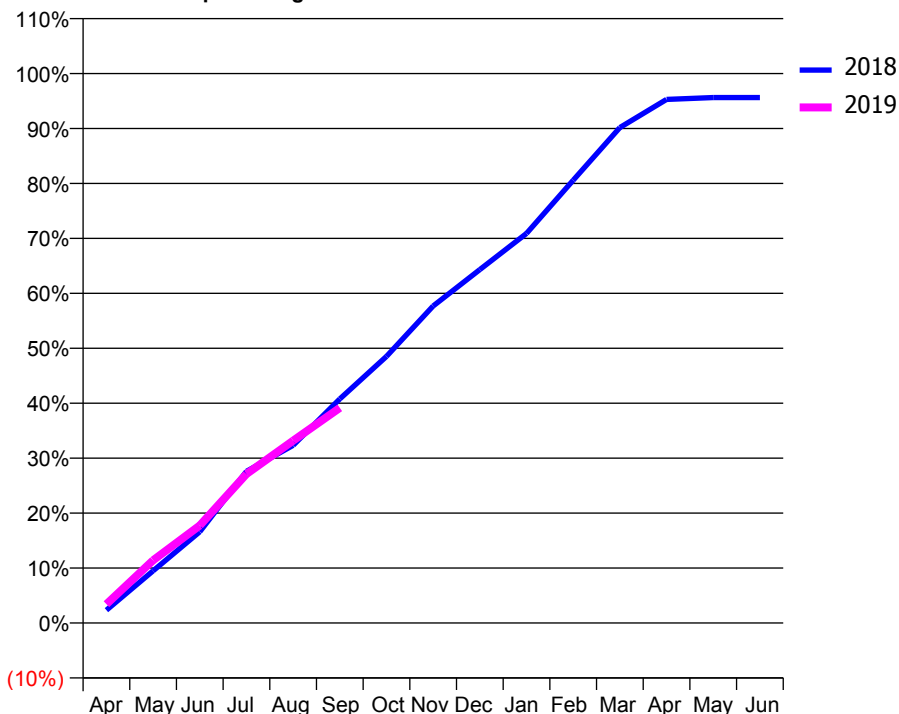
### ACCESS\*

Patients seen in 24 months	Total	Change since previous quarter
Quarter ending September 2017	3,635	
Quarter ending December 2017	3,620	→
Quarter ending March 2018	3,657	→
Quarter ending June 2018	3,698	→
Quarter ending September 2018	3,680	→
<b>Variance since September 2017</b>	<b>1.2%</b>	<b>→</b>



### ACTIVITY

**Cumulative percentage of contracted UDA delivered 2018 & 2019**



Month	Adjusted Scheduled Activity (UDA)	
	2018	2019
April	260	380
May	1,054	1,268
June	1,846	1,970
July	3,066	3,012
August	3,590	3,686
September	4,528	4,347
October	5,388	
November	6,408	
December	7,141	
January	7,874	
February	8,949	
March	10,012	
April	10,580	
May	10,619	
June	10,619	

### QUALITY

	Quantity	Base Number	Contract	AT	Region	England
% of FP17s for the same patient ID Re-attending within 3 months - Children	30	609	4.9%	10.7%	11.4%	11.6%
% of FP17s for the same patient ID Re-attending within 3 months - Adults	149	1,442	10.3%	14.5%	15.0%	15.5%
% of FP17s for the same patient ID Re-attending between 3 & 9 months - Children	280	609	46.0%	58.0%	59.9%	58.8%
% of FP17s for the same patient ID Re-attending between 3 & 9 months - Adults	563	1,442	39.0%	48.8%	52.0%	51.1%
% of FP17s for Band 1 Urgent Courses	152	1,898	8.0%	8.7%	8.0%	9.0%
% of FP17s Relating to Free Repair or Replacements	6	1,898	0.3%	0.7%	0.8%	0.8%
% of FP17s Relating to Continuations	15	1,898	0.8%	0.8%	0.9%	0.9%
% of Patients satisfied with the dentistry they have received	0	0	N/A	94.2%	93.5%	93.3%
% of Patients satisfied with the time they had to wait for an appointment	0	0	N/A	87.2%	89.1%	88.9%

\* This is based on patients treated on this contract for their most recent course of treatment. Figures in italics indicate the base number of FP17s or Patient Questionnaire responses are less than 100. N/A is shown where the base number of responses is less than 10 during the period. % is calculated as Quantity/Base number\*100

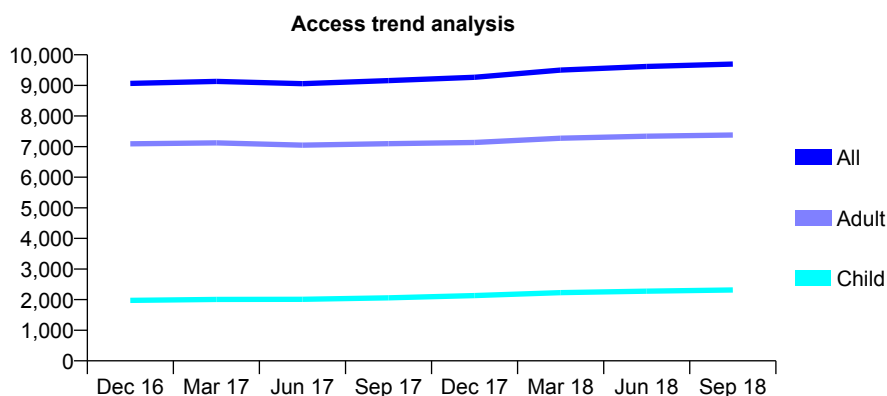
## Q58 - Vital Signs At a Glance Contract Report for 101435/0082 - September 2018

Name or company name	IDH Limited
Contract type name	GDS Contract
Purpose of contract	General
Contract start date	01/02/2008
Contract end date	

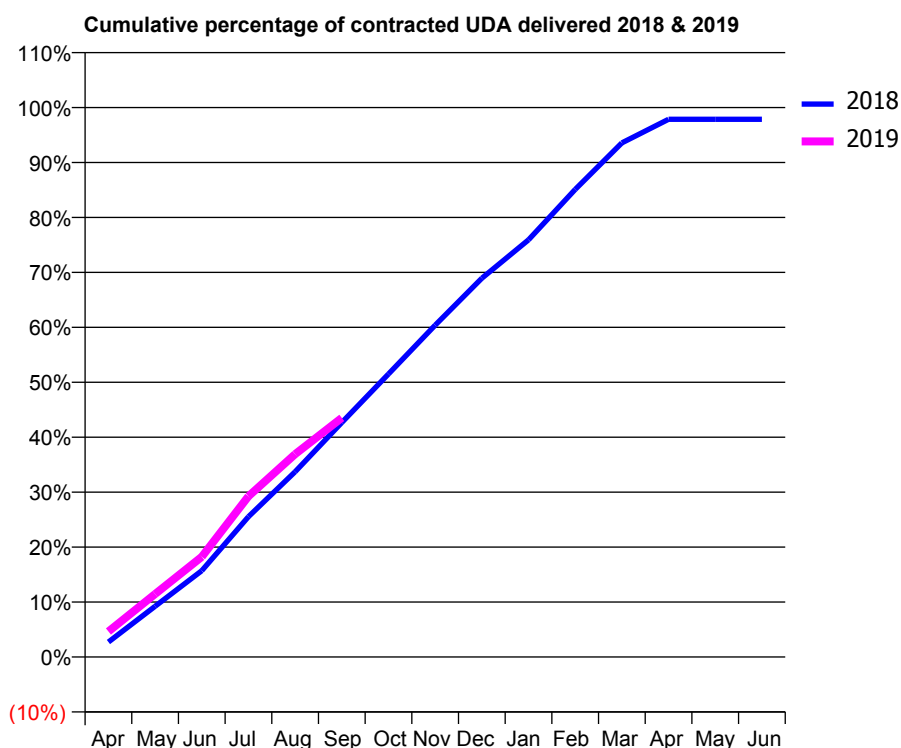
18/19 Contracted general activity (UDA)	25,924
Carry forward general activity (UDA)	0
18/19 Contracted orthodontic activity (UOA)	0
Carry forward orthodontic activity (UOA)	0
Baseline contract value	£605,519.35

### ACCESS\*

Patients seen in 24 months	Total	Change since previous quarter
Quarter ending September 2017	9,155	
Quarter ending December 2017	9,266	→
Quarter ending March 2018	9,502	↑
Quarter ending June 2018	9,617	→
Quarter ending September 2018	9,699	→
<b>Variance since September 2017</b>	<b>5.9%</b>	<b>↑</b>



### ACTIVITY



Adjusted Scheduled Activity (UDA)		
Month	2018	2019
April	705	1,203
May	2,396	2,971
June	4,071	4,727
July	6,624	7,585
August	8,738	9,570
September	11,063	11,282
October	13,353	
November	15,652	
December	17,869	
January	19,684	
February	22,062	
March	24,254	
April	25,367	
May	25,369	
June	25,369	

### QUALITY

	Quantity	Base Number	Contract	AT	Region	England
% of FP17s for the same patient ID Re-attending within 3 months - Children	93	1,701	5.5%	10.7%	11.4%	11.6%
% of FP17s for the same patient ID Re-attending within 3 months - Adults	726	5,334	13.6%	14.5%	15.0%	15.5%
% of FP17s for the same patient ID Re-attending between 3 & 9 months - Children	1,014	1,701	59.6%	58.0%	59.9%	58.8%
% of FP17s for the same patient ID Re-attending between 3 & 9 months - Adults	3,115	5,334	58.4%	48.8%	52.0%	51.1%
% of FP17s for Band 1 Urgent Courses	373	6,437	5.8%	8.7%	8.0%	9.0%
% of FP17s Relating to Free Repair or Replacements	83	6,437	1.3%	0.7%	0.8%	0.8%
% of FP17s Relating to Continuations	111	6,437	1.7%	0.8%	0.9%	0.9%
% of Patients satisfied with the dentistry they have received	8	9	N/A	94.2%	93.5%	93.3%
% of Patients satisfied with the time they had to wait for an appointment	7	9	N/A	87.2%	89.1%	88.9%

\* This is based on patients treated on this contract for their most recent course of treatment. Figures in italics indicate the base number of FP17s or Patient Questionnaire responses are less than 100. N/A is shown where the base number of responses is less than 10 during the period. % is calculated as Quantity/Base number\*100



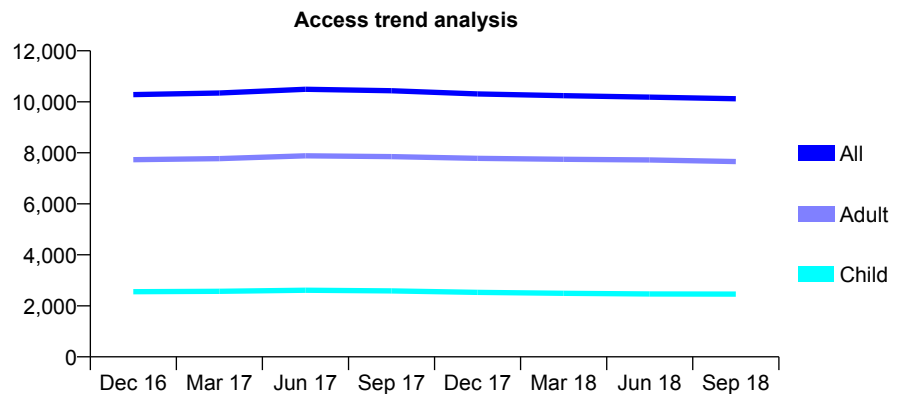
## Q58 - Vital Signs At a Glance Contract Report for 101435/0088 - September 2018

Name or company name	IDH Limited
Contract type name	GDS Contract
Purpose of contract	General
Contract start date	23/02/2008
Contract end date	

18/19 Contracted general activity (UDA)	29,108
Carry forward general activity (UDA)	0
18/19 Contracted orthodontic activity (UOA)	0
Carry forward orthodontic activity (UOA)	0
Baseline contract value	£817,267.57

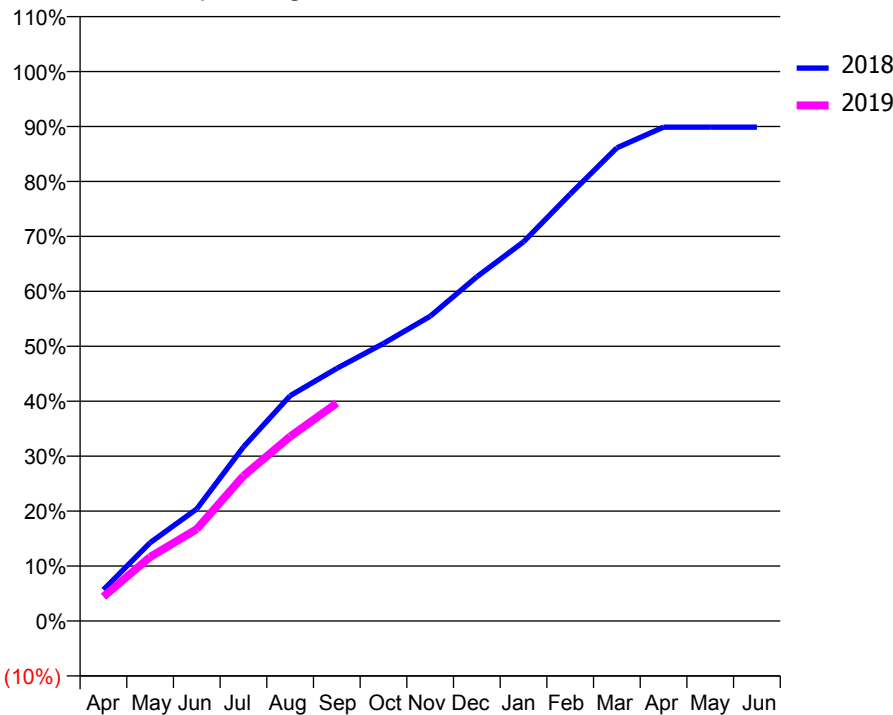
### ACCESS\*

Patients seen in 24 months	Total	Change since previous quarter
Quarter ending September 2017	10,434	
Quarter ending December 2017	10,309	↓
Quarter ending March 2018	10,239	→
Quarter ending June 2018	10,183	→
Quarter ending September 2018	10,118	→
<b>Variance since September 2017</b>	<b>(3.0%)</b>	<b>↓</b>



### ACTIVITY

Cumulative percentage of contracted UDA delivered 2018 & 2019



Month	Adjusted Scheduled Activity (UDA)	
	2018	2019
April	1,656	1,286
May	4,148	3,394
June	5,939	4,873
July	9,224	7,687
August	11,937	9,770
September	13,382	11,542
October	14,702	
November	16,141	
December	18,235	
January	20,088	
February	22,611	
March	25,062	
April	26,159	
May	26,161	
June	26,163	

### QUALITY

	Quantity	Base Number	Contract	AT	Region	England
% of FP17s for the same patient ID Re-attending within 3 months - Children	89	1,900	4.7%	10.7%	11.4%	11.6%
% of FP17s for the same patient ID Re-attending within 3 months - Adults	661	5,224	12.7%	14.5%	15.0%	15.5%
% of FP17s for the same patient ID Re-attending between 3 & 9 months - Children	1,258	1,900	66.2%	58.0%	59.9%	58.8%
% of FP17s for the same patient ID Re-attending between 3 & 9 months - Adults	2,821	5,224	54.0%	48.8%	52.0%	51.1%
% of FP17s for Band 1 Urgent Courses	472	6,622	7.1%	8.7%	8.0%	9.0%
% of FP17s Relating to Free Repair or Replacements	29	6,622	0.4%	0.7%	0.8%	0.8%
% of FP17s Relating to Continuations	104	6,622	1.6%	0.8%	0.9%	0.9%
% of Patients satisfied with the dentistry they have received	4	4	N/A	94.2%	93.5%	93.3%
% of Patients satisfied with the time they had to wait for an appointment	3	4	N/A	87.2%	89.1%	88.9%

\* This is based on patients treated on this contract for their most recent course of treatment. Figures in italics indicate the base number of FP17s or Patient Questionnaire responses are less than 100. N/A is shown where the base number of responses is less than 10 during the period. % is calculated as Quantity/Base number\*100

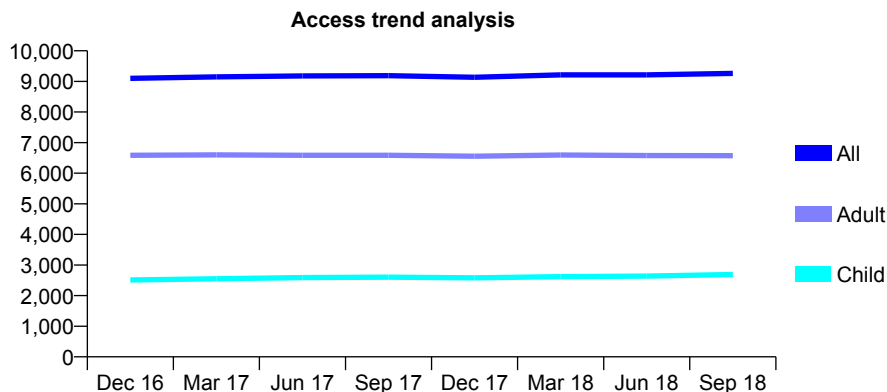
## Q58 - Vital Signs At a Glance Contract Report for 101435/0089 - September 2018

Name or company name	IDH Limited
Contract type name	GDS Contract
Purpose of contract	General
Contract start date	23/02/2008
Contract end date	

18/19 Contracted general activity (UDA)	21,831
Carry forward general activity (UDA)	0
18/19 Contracted orthodontic activity (UOA)	0
Carry forward orthodontic activity (UOA)	0
Baseline contract value	£612,949.76

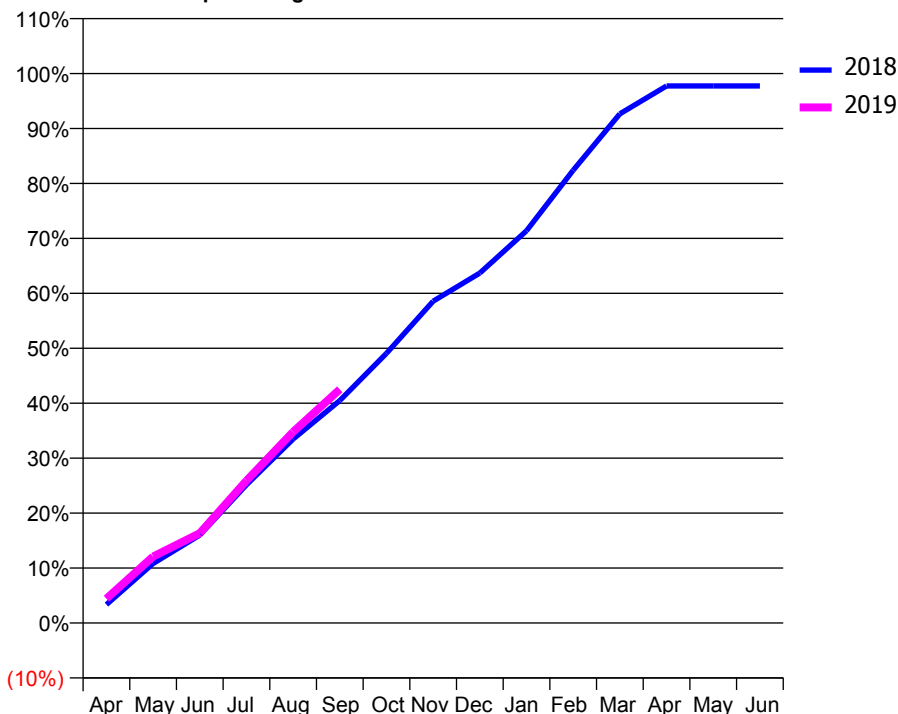
### ACCESS\*

Patients seen in 24 months	Total	Change since previous quarter
Quarter ending September 2017	9,189	
Quarter ending December 2017	9,136	→
Quarter ending March 2018	9,213	→
Quarter ending June 2018	9,215	→
Quarter ending September 2018	9,261	→
<b>Variance since September 2017</b>	<b>0.8%</b>	<b>→</b>



### ACTIVITY

Cumulative percentage of contracted UDA delivered 2018 & 2019



Month	Adjusted Scheduled Activity (UDA)	
	2018	2019
April	732	965
May	2,364	2,642
June	3,495	3,567
July	5,489	5,657
August	7,308	7,594
September	8,841	9,286
October	10,715	
November	12,784	
December	13,903	
January	15,584	
February	17,987	
March	20,231	
April	21,338	
May	21,338	
June	21,338	

### QUALITY

	Quantity	Base Number	Contract	AT	Region	England
% of FP17s for the same patient ID Re-attending within 3 months - Children	96	2,017	4.8%	10.7%	11.4%	11.6%
% of FP17s for the same patient ID Re-attending within 3 months - Adults	281	3,630	7.7%	14.5%	15.0%	15.5%
% of FP17s for the same patient ID Re-attending between 3 & 9 months - Children	1,272	2,017	63.1%	58.0%	59.9%	58.8%
% of FP17s for the same patient ID Re-attending between 3 & 9 months - Adults	1,178	3,630	32.5%	48.8%	52.0%	51.1%
% of FP17s for Band 1 Urgent Courses	215	5,199	4.1%	8.7%	8.0%	9.0%
% of FP17s Relating to Free Repair or Replacements	7	5,199	0.1%	0.7%	0.8%	0.8%
% of FP17s Relating to Continuations	41	5,199	0.8%	0.8%	0.9%	0.9%
% of Patients satisfied with the dentistry they have received	6	6	N/A	94.2%	93.5%	93.3%
% of Patients satisfied with the time they had to wait for an appointment	6	6	N/A	87.2%	89.1%	88.9%

\* This is based on patients treated on this contract for their most recent course of treatment. Figures in italics indicate the base number of FP17s or Patient Questionnaire responses are less than 100. N/A is shown where the base number of responses is less than 10 during the period. % is calculated as Quantity/Base number\*100

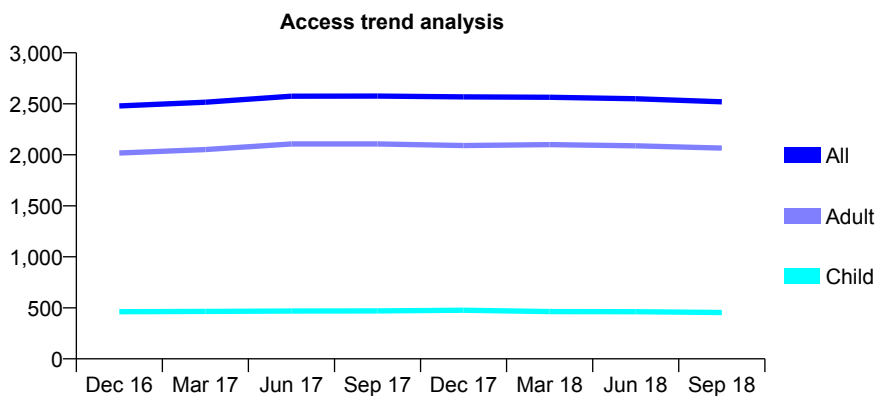
## Q58 - Vital Signs At a Glance Contract Report for 102024/0001 - September 2018

Name or company name	Teamcare Dental Practice
Contract type name	GDS Contract
Purpose of contract	General
Contract start date	18/08/2015
Contract end date	

18/19 Contracted general activity (UDA)	7,400
Carry forward general activity (UDA)	0
18/19 Contracted orthodontic activity (UOA)	0
Carry forward orthodontic activity (UOA)	0
Baseline contract value	£172,605.14

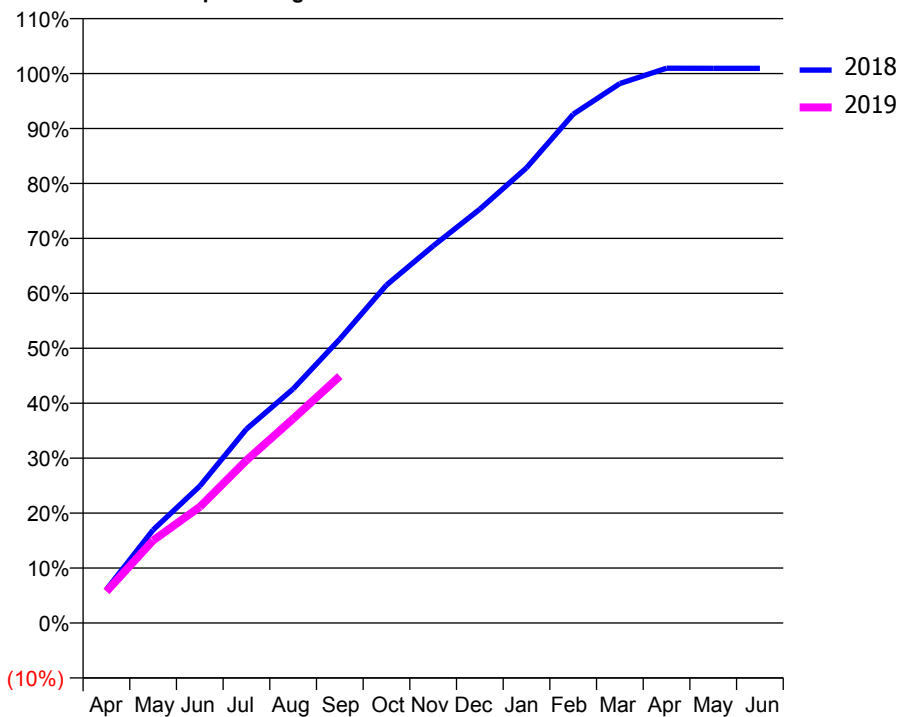
### ACCESS\*

Patients seen in 24 months	Total	Change since previous quarter
Quarter ending September 2017	2,576	
Quarter ending December 2017	2,568	→
Quarter ending March 2018	2,564	→
Quarter ending June 2018	2,550	→
Quarter ending September 2018	2,520	↓
<b>Variance since September 2017</b>	<b>(2.2%)</b>	<b>↓</b>



### ACTIVITY

Cumulative percentage of contracted UDA delivered 2018 & 2019



Month	Adjusted Scheduled Activity (UDA)	
	2018	2019
April	449	425
May	1,254	1,112
June	1,843	1,564
July	2,613	2,192
August	3,153	2,751
September	3,824	3,325
October	4,552	
November	5,077	
December	5,574	
January	6,130	
February	6,852	
March	7,265	
April	7,472	
May	7,470	
June	7,470	

### QUALITY

	Quantity	Base Number	Contract	AT	Region	England
% of FP17s for the same patient ID Re-attending within 3 months - Children	18	373	4.8%	10.7%	11.4%	11.6%
% of FP17s for the same patient ID Re-attending within 3 months - Adults	252	1,692	14.9%	14.5%	15.0%	15.5%
% of FP17s for the same patient ID Re-attending between 3 & 9 months - Children	291	373	78.0%	58.0%	59.9%	58.8%
% of FP17s for the same patient ID Re-attending between 3 & 9 months - Adults	1,055	1,692	62.4%	48.8%	52.0%	51.1%
% of FP17s for Band 1 Urgent Courses	78	1,947	4.0%	8.7%	8.0%	9.0%
% of FP17s Relating to Free Repair or Replacements	4	1,947	0.2%	0.7%	0.8%	0.8%
% of FP17s Relating to Continuations	43	1,947	2.2%	0.8%	0.9%	0.9%
% of Patients satisfied with the dentistry they have received	1	1	N/A	94.2%	93.5%	93.3%
% of Patients satisfied with the time they had to wait for an appointment	1	1	N/A	87.2%	89.1%	88.9%

\* This is based on patients treated on this contract for their most recent course of treatment. Figures in italics indicate the base number of FP17s or Patient Questionnaire responses are less than 100. N/A is shown where the base number of responses is less than 10 during the period. % is calculated as Quantity/Base number\*100

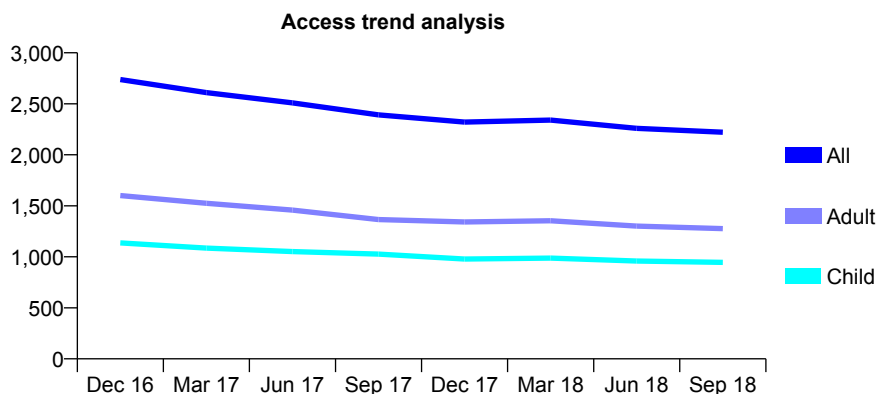
## Q58 - Vital Signs At a Glance Contract Report for 102857/0001 - September 2018

Name or company name	PANSHANGER DENTAL PRACTICE
Contract type name	GDS Contract
Purpose of contract	General
Contract start date	01/12/2012
Contract end date	

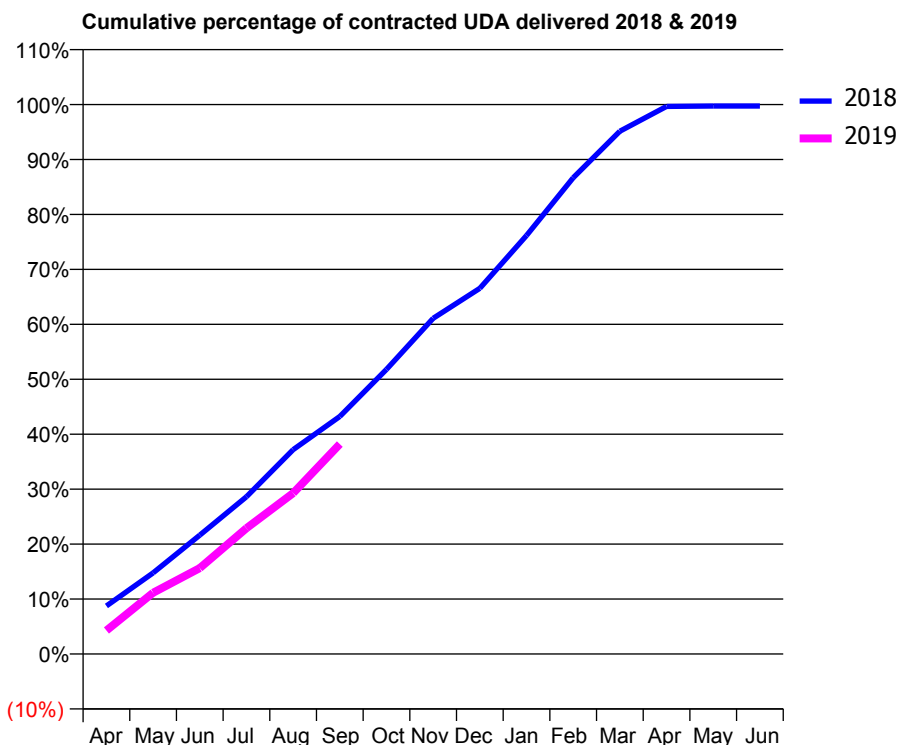
18/19 Contracted general activity (UDA)	7,192
Carry forward general activity (UDA)	0
18/19 Contracted orthodontic activity (UOA)	0
Carry forward orthodontic activity (UOA)	0
Baseline contract value	£171,426.57

### ACCESS\*

Patients seen in 24 months	Total	Change since previous quarter
Quarter ending September 2017	2,392	
Quarter ending December 2017	2,321	↓
Quarter ending March 2018	2,341	→
Quarter ending June 2018	2,260	↓
Quarter ending September 2018	2,222	↓
<b>Variance since September 2017</b>	<b>(7.1%)</b>	<b>↓</b>



### ACTIVITY



Month	Adjusted Scheduled Activity (UDA)	
	2018	2019
April	628	308
May	1,062	803
June	1,555	1,125
July	2,059	1,646
August	2,675	2,106
September	3,109	2,747
October	3,725	
November	4,393	
December	4,786	
January	5,478	
February	6,234	
March	6,842	
April	7,168	
May	7,172	
June	7,172	

### QUALITY

	Quantity	Base Number	Contract	AT	Region	England
% of FP17s for the same patient ID Re-attending within 3 months - Children	46	779	5.9%	10.7%	11.4%	11.6%
% of FP17s for the same patient ID Re-attending within 3 months - Adults	107	959	11.2%	14.5%	15.0%	15.5%
% of FP17s for the same patient ID Re-attending between 3 & 9 months - Children	517	779	66.4%	58.0%	59.9%	58.8%
% of FP17s for the same patient ID Re-attending between 3 & 9 months - Adults	622	959	64.9%	48.8%	52.0%	51.1%
% of FP17s for Band 1 Urgent Courses	92	1,601	5.7%	8.7%	8.0%	9.0%
% of FP17s Relating to Free Repair or Replacements	5	1,601	0.3%	0.7%	0.8%	0.8%
% of FP17s Relating to Continuations	7	1,601	0.4%	0.8%	0.9%	0.9%
% of Patients satisfied with the dentistry they have received	5	5	N/A	94.2%	93.5%	93.3%
% of Patients satisfied with the time they had to wait for an appointment	5	5	N/A	87.2%	89.1%	88.9%

\* This is based on patients treated on this contract for their most recent course of treatment. Figures in italics indicate the base number of FP17s or Patient Questionnaire responses are less than 100. N/A is shown where the base number of responses is less than 10 during the period. % is calculated as Quantity/Base number\*100

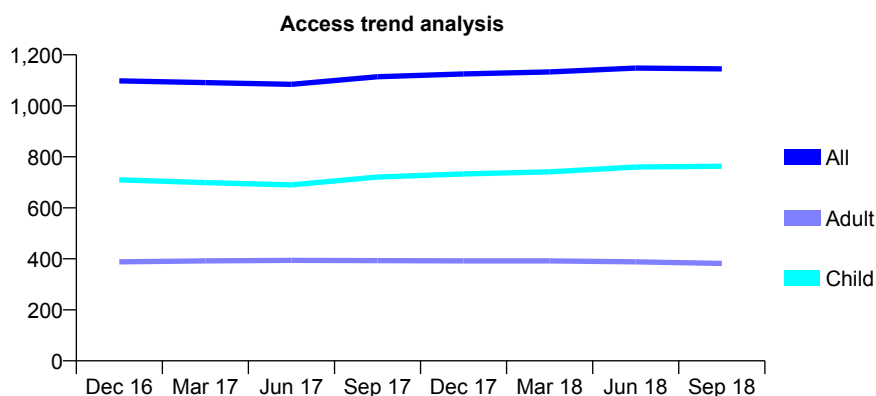
## Q58 - Vital Signs At a Glance Contract Report for 104191/0001 - September 2018

Name or company name	Village Dental Practice Ltd
Contract type name	GDS Contract
Purpose of contract	General
Contract start date	01/09/2009
Contract end date	

18/19 Contracted general activity (UDA)	2,700
Carry forward general activity (UDA)	0
18/19 Contracted orthodontic activity (UOA)	0
Carry forward orthodontic activity (UOA)	0
Baseline contract value	£67,795.85

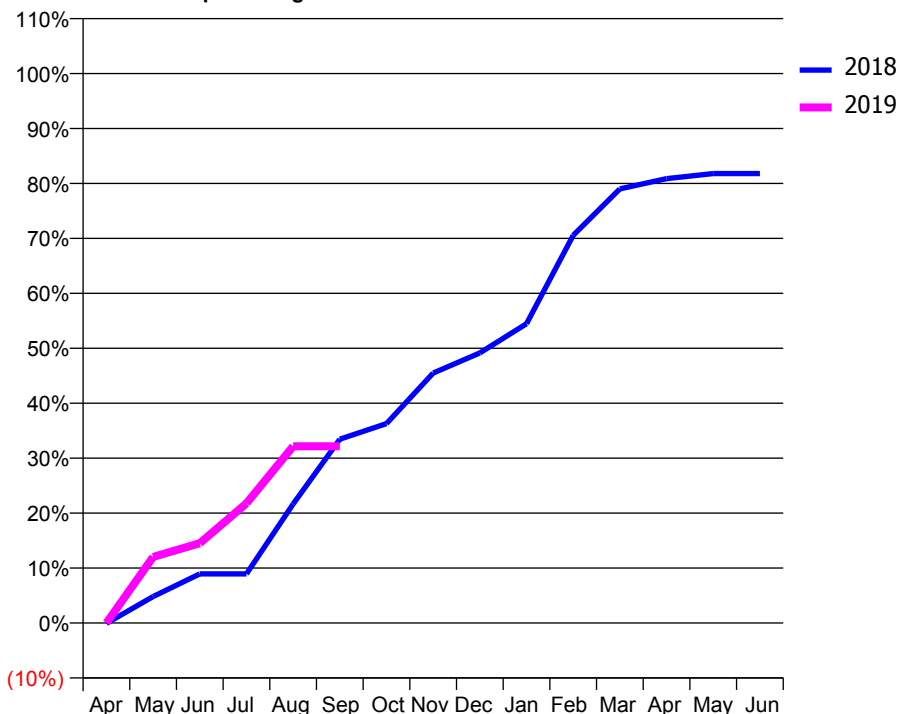
### ACCESS\*

Patients seen in 24 months	Total	Change since previous quarter
Quarter ending September 2017	1,114	
Quarter ending December 2017	1,125	→
Quarter ending March 2018	1,133	→
Quarter ending June 2018	1,148	→
Quarter ending September 2018	1,145	→
<b>Variance since September 2017</b>	<b>2.8%</b>	<b>↑</b>



### ACTIVITY

Cumulative percentage of contracted UDA delivered 2018 & 2019



Month	Adjusted Scheduled Activity (UDA)	
	2018	2019
April	-3	0
May	130	325
June	241	392
July	241	588
August	585	868
September	903	868
October	980	
November	1,228	
December	1,327	
January	1,471	
February	1,905	
March	2,133	
April	2,183	
May	2,209	
June	2,209	

### QUALITY

	Quantity	Base Number	Contract	AT	Region	England
% of FP17s for the same patient ID Re-attending within 3 months - Children	34	495	6.9%	10.7%	11.4%	11.6%
% of FP17s for the same patient ID Re-attending within 3 months - Adults	14	148	9.5%	14.5%	15.0%	15.5%
% of FP17s for the same patient ID Re-attending between 3 & 9 months - Children	305	495	61.6%	58.0%	59.9%	58.8%
% of FP17s for the same patient ID Re-attending between 3 & 9 months - Adults	78	148	52.7%	48.8%	52.0%	51.1%
% of FP17s for Band 1 Urgent Courses	16	578	2.8%	8.7%	8.0%	9.0%
% of FP17s Relating to Free Repair or Replacements	0	578	0.0%	0.7%	0.8%	0.8%
% of FP17s Relating to Continuations	16	578	2.8%	0.8%	0.9%	0.9%
% of Patients satisfied with the dentistry they have received	1	1	N/A	94.2%	93.5%	93.3%
% of Patients satisfied with the time they had to wait for an appointment	1	1	N/A	87.2%	89.1%	88.9%

\* This is based on patients treated on this contract for their most recent course of treatment. Figures in italics indicate the base number of FP17s or Patient Questionnaire responses are less than 100. N/A is shown where the base number of responses is less than 10 during the period. % is calculated as Quantity/Base number\*100

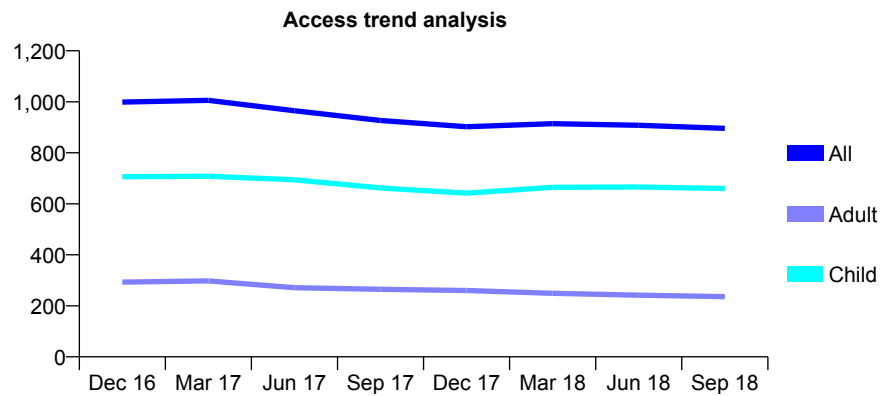
## Q58 - Vital Signs At a Glance Contract Report for 104884/0001 - September 2018

Name or company name	Abacus Dental Care
Contract type name	GDS Contract
Purpose of contract	General
Contract start date	01/12/2014
Contract end date	

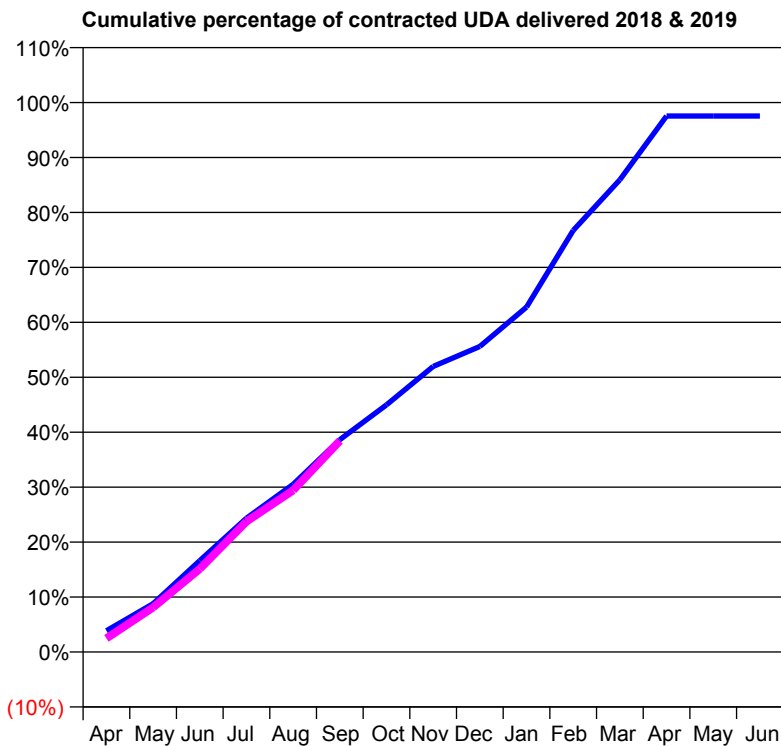
18/19 Contracted general activity (UDA)	2,777
Carry forward general activity (UDA)	0
18/19 Contracted orthodontic activity (UOA)	0
Carry forward orthodontic activity (UOA)	0
Baseline contract value	£57,883.76

### ACCESS\*

Patients seen in 24 months	Total	Change since previous quarter
Quarter ending September 2017	927	
Quarter ending December 2017	902	↓
Quarter ending March 2018	914	→
Quarter ending June 2018	908	→
Quarter ending September 2018	896	↓
<b>Variance since September 2017</b>	<b>(3.3%)</b>	<b>↓</b>



### ACTIVITY



Month	Adjusted Scheduled Activity (UDA)	
	2018	2019
April	107	69
May	244	225
June	462	420
July	676	659
August	848	817
September	1,073	1,067
October	1,249	
November	1,443	
December	1,544	
January	1,743	
February	2,130	
March	2,387	
April	2,708	
May	2,708	
June	2,708	

### QUALITY

	Quantity	Base Number	Contract	AT	Region	England
% of FP17s for the same patient ID Re-attending within 3 months - Children	51	533	9.6%	10.7%	11.4%	11.6%
% of FP17s for the same patient ID Re-attending within 3 months - Adults	30	161	18.6%	14.5%	15.0%	15.5%
% of FP17s for the same patient ID Re-attending between 3 & 9 months - Children	333	533	62.5%	58.0%	59.9%	58.8%
% of FP17s for the same patient ID Re-attending between 3 & 9 months - Adults	82	161	50.9%	48.8%	52.0%	51.1%
% of FP17s for Band 1 Urgent Courses	40	586	6.8%	8.7%	8.0%	9.0%
% of FP17s Relating to Free Repair or Replacements	0	586	0.0%	0.7%	0.8%	0.8%
% of FP17s Relating to Continuations	2	586	0.3%	0.8%	0.9%	0.9%
% of Patients satisfied with the dentistry they have received	0	0	N/A	94.2%	93.5%	93.3%
% of Patients satisfied with the time they had to wait for an appointment	0	0	N/A	87.2%	89.1%	88.9%

\* This is based on patients treated on this contract for their most recent course of treatment. Figures in italics indicate the base number of FP17s or Patient Questionnaire responses are less than 100. N/A is shown where the base number of responses is less than 10 during the period. % is calculated as Quantity/Base number\*100

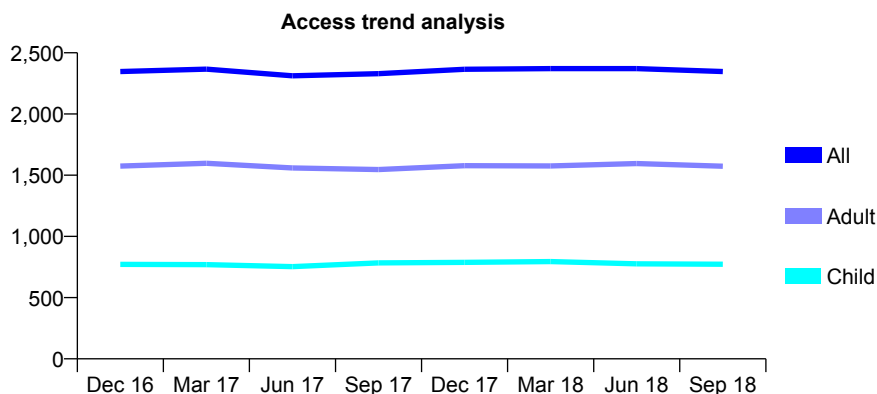
## Q58 - Vital Signs At a Glance Contract Report for 105228/0001 - September 2018

Name or company name	Bancroft Dental Limited
Contract type name	GDS Contract
Purpose of contract	General
Contract start date	01/04/2009
Contract end date	

18/19 Contracted general activity (UDA)	6,300
Carry forward general activity (UDA)	0
18/19 Contracted orthodontic activity (UOA)	0
Carry forward orthodontic activity (UOA)	0
Baseline contract value	£177,227.97

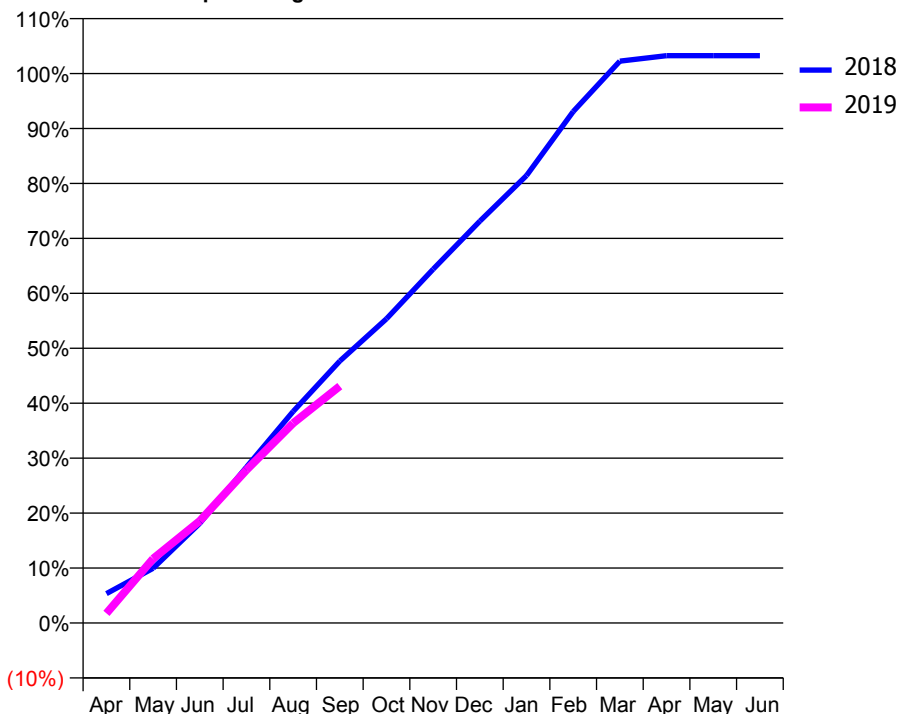
### ACCESS\*

Patients seen in 24 months	Total	Change since previous quarter
Quarter ending September 2017	2,330	
Quarter ending December 2017	2,366	→
Quarter ending March 2018	2,371	→
Quarter ending June 2018	2,371	→
Quarter ending September 2018	2,347	↓
<b>Variance since September 2017</b>	<b>0.7%</b>	<b>→</b>



### ACTIVITY

Cumulative percentage of contracted UDA delivered 2018 & 2019



Month	Adjusted Scheduled Activity (UDA)	
	2018	2019
April	338	111
May	627	737
June	1,143	1,170
July	1,787	1,755
August	2,425	2,291
September	3,004	2,715
October	3,488	
November	4,056	
December	4,607	
January	5,130	
February	5,864	
March	6,441	
April	6,504	
May	6,504	
June	6,504	

### QUALITY

	Quantity	Base Number	Contract	AT	Region	England
% of FP17s for the same patient ID Re-attending within 3 months - Children	23	575	4.0%	10.7%	11.4%	11.6%
% of FP17s for the same patient ID Re-attending within 3 months - Adults	111	901	12.3%	14.5%	15.0%	15.5%
% of FP17s for the same patient ID Re-attending between 3 & 9 months - Children	344	575	59.8%	58.0%	59.9%	58.8%
% of FP17s for the same patient ID Re-attending between 3 & 9 months - Adults	427	901	47.4%	48.8%	52.0%	51.1%
% of FP17s for Band 1 Urgent Courses	96	1,442	6.7%	8.7%	8.0%	9.0%
% of FP17s Relating to Free Repair or Replacements	14	1,442	1.0%	0.7%	0.8%	0.8%
% of FP17s Relating to Continuations	4	1,442	0.3%	0.8%	0.9%	0.9%
% of Patients satisfied with the dentistry they have received	1	2	N/A	94.2%	93.5%	93.3%
% of Patients satisfied with the time they had to wait for an appointment	1	2	N/A	87.2%	89.1%	88.9%

\* This is based on patients treated on this contract for their most recent course of treatment. Figures in italics indicate the base number of FP17s or Patient Questionnaire responses are less than 100. N/A is shown where the base number of responses is less than 10 during the period. % is calculated as Quantity/Base number\*100

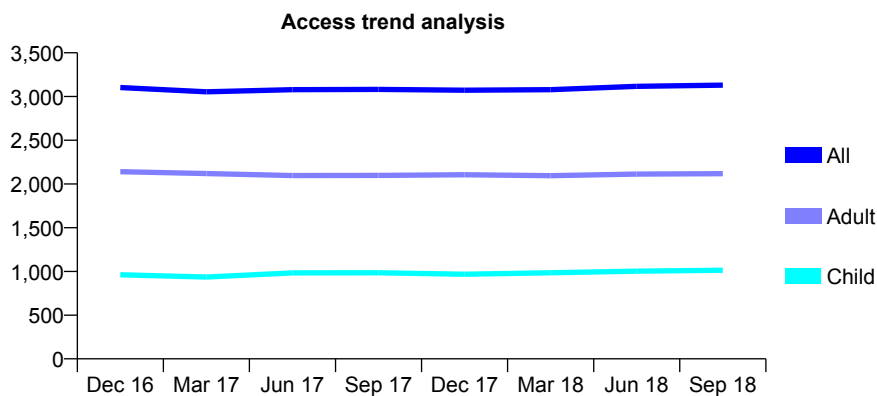
## Q58 - Vital Signs At a Glance Contract Report for 105597/0001 - September 2018

Name or company name	Karz Ltd
Contract type name	GDS Contract
Purpose of contract	General
Contract start date	01/04/2007
Contract end date	

18/19 Contracted general activity (UDA)	7,100
Carry forward general activity (UDA)	0
18/19 Contracted orthodontic activity (UOA)	0
Carry forward orthodontic activity (UOA)	0
Baseline contract value	£202,414.85

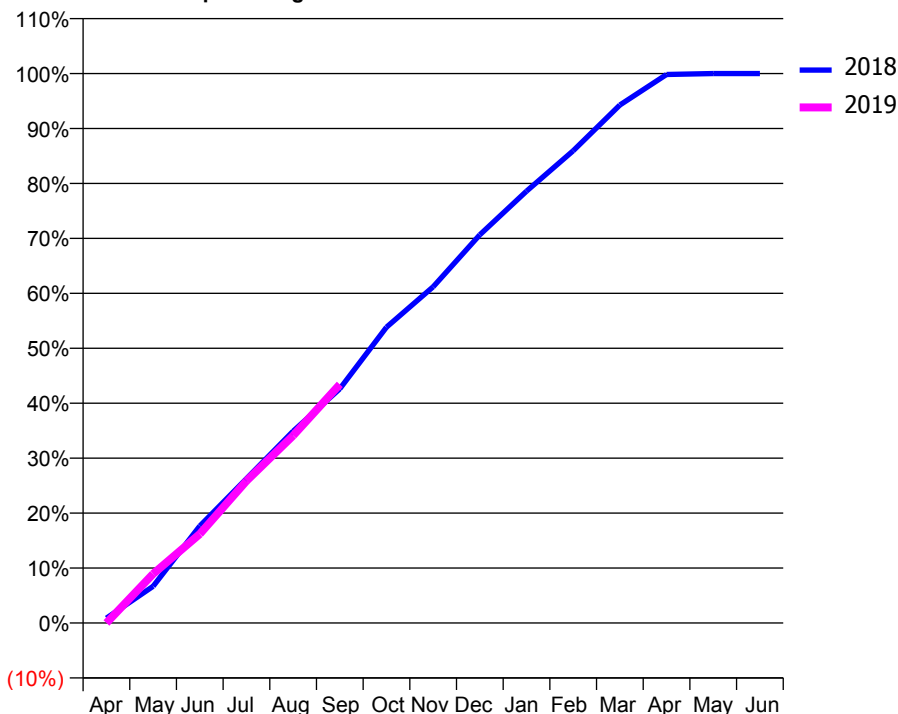
### ACCESS\*

Patients seen in 24 months	Total	Change since previous quarter
Quarter ending September 2017	3,082	
Quarter ending December 2017	3,072	→
Quarter ending March 2018	3,079	→
Quarter ending June 2018	3,116	→
Quarter ending September 2018	3,130	→
<b>Variance since September 2017</b>	<b>1.6%</b>	<b>→</b>



### ACTIVITY

Cumulative percentage of contracted UDA delivered 2018 & 2019



Month	Adjusted Scheduled Activity (UDA)	
	2018	2019
April	63	0
May	475	634
June	1,253	1,151
July	1,865	1,835
August	2,478	2,421
September	3,026	3,083
October	3,822	
November	4,344	
December	5,016	
January	5,581	
February	6,102	
March	6,694	
April	7,088	
May	7,100	
June	7,100	

### QUALITY

	Quantity	Base Number	Contract	AT	Region	England
% of FP17s for the same patient ID Re-attending within 3 months - Children	65	690	9.4%	10.7%	11.4%	11.6%
% of FP17s for the same patient ID Re-attending within 3 months - Adults	259	1,255	20.6%	14.5%	15.0%	15.5%
% of FP17s for the same patient ID Re-attending between 3 & 9 months - Children	395	690	57.2%	58.0%	59.9%	58.8%
% of FP17s for the same patient ID Re-attending between 3 & 9 months - Adults	405	1,255	32.3%	48.8%	52.0%	51.1%
% of FP17s for Band 1 Urgent Courses	221	1,466	15.1%	8.7%	8.0%	9.0%
% of FP17s Relating to Free Repair or Replacements	3	1,466	0.2%	0.7%	0.8%	0.8%
% of FP17s Relating to Continuations	20	1,466	1.4%	0.8%	0.9%	0.9%
% of Patients satisfied with the dentistry they have received	1	1	N/A	94.2%	93.5%	93.3%
% of Patients satisfied with the time they had to wait for an appointment	1	1	N/A	87.2%	89.1%	88.9%

\* This is based on patients treated on this contract for their most recent course of treatment. Figures in italics indicate the base number of FP17s or Patient Questionnaire responses are less than 100. N/A is shown where the base number of responses is less than 10 during the period. % is calculated as Quantity/Base number\*100



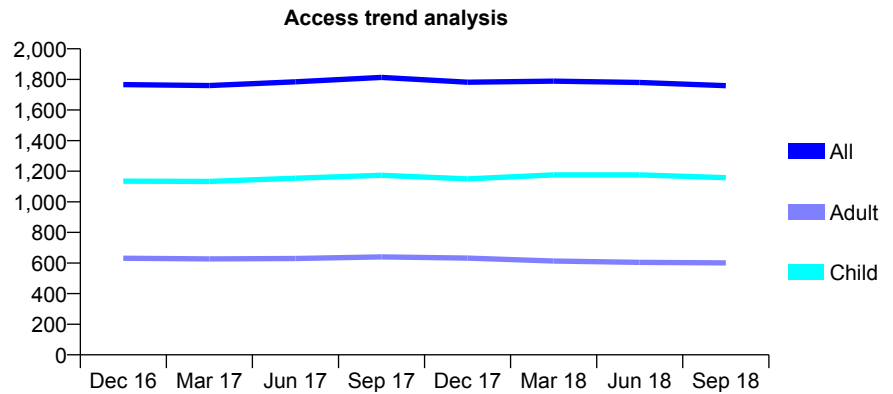
## Q58 - Vital Signs At a Glance Contract Report for 105600/0001 - September 2018

Name or company name	The Shefford Dental Practice Ltd
Contract type name	GDS Contract
Purpose of contract	General
Contract start date	01/02/2013
Contract end date	

18/19 Contracted general activity (UDA)	3,592
Carry forward general activity (UDA)	0
18/19 Contracted orthodontic activity (UOA)	0
Carry forward orthodontic activity (UOA)	0
Baseline contract value	£80,432.50

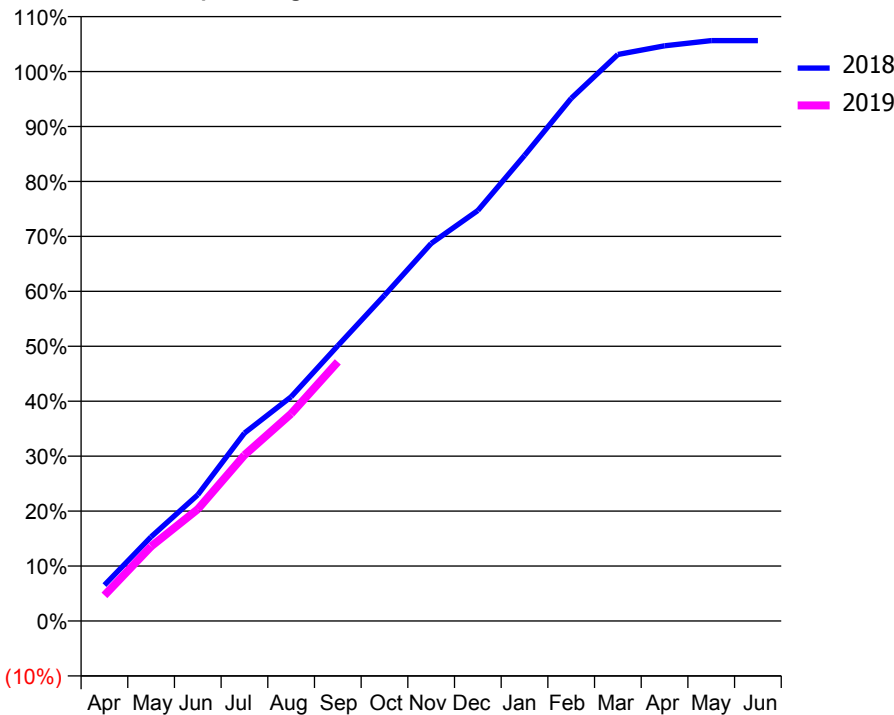
### ACCESS\*

Patients seen in 24 months	Total	Change since previous quarter
Quarter ending September 2017	1,813	
Quarter ending December 2017	1,782	↓
Quarter ending March 2018	1,789	→
Quarter ending June 2018	1,780	→
Quarter ending September 2018	1,759	↓
<b>Variance since September 2017</b>	<b>(3.0%)</b>	<b>↓</b>



### ACTIVITY

Cumulative percentage of contracted UDA delivered 2018 & 2019



Month	Adjusted Scheduled Activity (UDA)	
	2018	2019
April	235	168
May	550	488
June	825	731
July	1,229	1,084
August	1,466	1,355
September	1,800	1,694
October	2,129	
November	2,468	
December	2,684	
January	3,043	
February	3,417	
March	3,704	
April	3,760	
May	3,794	
June	3,794	

### QUALITY

	Quantity	Base Number	Contract	AT	Region	England
% of FP17s for the same patient ID Re-attending within 3 months - Children	77	901	8.5%	10.7%	11.4%	11.6%
% of FP17s for the same patient ID Re-attending within 3 months - Adults	26	354	7.3%	14.5%	15.0%	15.5%
% of FP17s for the same patient ID Re-attending between 3 & 9 months - Children	597	901	66.3%	58.0%	59.9%	58.8%
% of FP17s for the same patient ID Re-attending between 3 & 9 months - Adults	224	354	63.3%	48.8%	52.0%	51.1%
% of FP17s for Band 1 Urgent Courses	50	1,183	4.2%	8.7%	8.0%	9.0%
% of FP17s Relating to Free Repair or Replacements	0	1,183	0.0%	0.7%	0.8%	0.8%
% of FP17s Relating to Continuations	0	1,183	0.0%	0.8%	0.9%	0.9%
% of Patients satisfied with the dentistry they have received	2	2	N/A	94.2%	93.5%	93.3%
% of Patients satisfied with the time they had to wait for an appointment	2	2	N/A	87.2%	89.1%	88.9%

\* This is based on patients treated on this contract for their most recent course of treatment. Figures in italics indicate the base number of FP17s or Patient Questionnaire responses are less than 100. N/A is shown where the base number of responses is less than 10 during the period. % is calculated as Quantity/Base number\*100

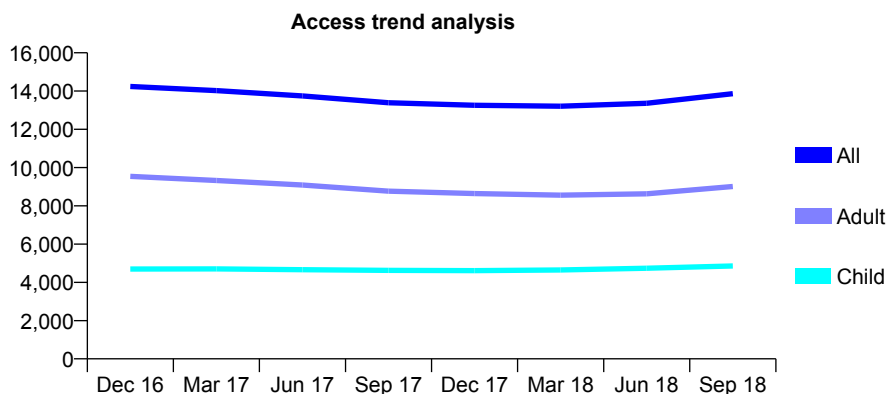
## Q58 - Vital Signs At a Glance Contract Report for 106194/0001 - September 2018

Name or company name	Weston Favell Dental Surgery
Contract type name	GDS Contract
Purpose of contract	General
Contract start date	01/04/2006
Contract end date	

18/19 Contracted general activity (UDA)	42,552
Carry forward general activity (UDA)	0
18/19 Contracted orthodontic activity (UOA)	0
Carry forward orthodontic activity (UOA)	0
Baseline contract value	£1,134,746.92

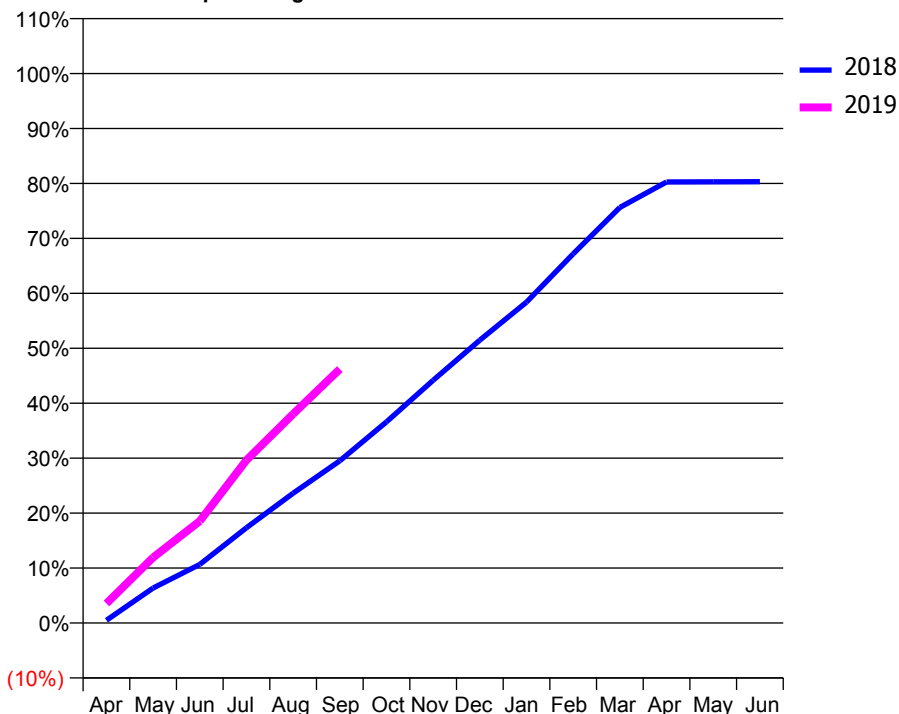
### ACCESS\*

Patients seen in 24 months	Total	Change since previous quarter
Quarter ending September 2017	13,390	
Quarter ending December 2017	13,255	↓
Quarter ending March 2018	13,208	→
Quarter ending June 2018	13,361	→
Quarter ending September 2018	13,866	↑
<b>Variance since September 2017</b>	<b>3.6%</b>	<b>↑</b>



### ACTIVITY

Cumulative percentage of contracted UDA delivered 2018 & 2019



Month	Adjusted Scheduled Activity (UDA)	
	2018	2019
April	213	1,516
May	2,715	5,072
June	4,539	7,890
July	7,377	12,612
August	10,054	16,183
September	12,560	19,667
October	15,577	
November	18,795	
December	21,909	
January	24,852	
February	28,586	
March	32,179	
April	34,156	
May	34,169	
June	34,170	

### QUALITY

	Quantity	Base Number	Contract	AT	Region	England
% of FP17s for the same patient ID Re-attending within 3 months - Children	295	4,119	7.2%	10.7%	11.4%	11.6%
% of FP17s for the same patient ID Re-attending within 3 months - Adults	761	6,409	11.9%	14.5%	15.0%	15.5%
% of FP17s for the same patient ID Re-attending between 3 & 9 months - Children	2,511	4,119	61.0%	58.0%	59.9%	58.8%
% of FP17s for the same patient ID Re-attending between 3 & 9 months - Adults	3,039	6,409	47.4%	48.8%	52.0%	51.1%
% of FP17s for Band 1 Urgent Courses	634	9,593	6.6%	8.7%	8.0%	9.0%
% of FP17s Relating to Free Repair or Replacements	52	9,593	0.5%	0.7%	0.8%	0.8%
% of FP17s Relating to Continuations	37	9,593	0.4%	0.8%	0.9%	0.9%
% of Patients satisfied with the dentistry they have received	4	5	N/A	94.2%	93.5%	93.3%
% of Patients satisfied with the time they had to wait for an appointment	3	5	N/A	87.2%	89.1%	88.9%

\* This is based on patients treated on this contract for their most recent course of treatment. Figures in italics indicate the base number of FP17s or Patient Questionnaire responses are less than 100. N/A is shown where the base number of responses is less than 10 during the period. % is calculated as Quantity/Base number\*100

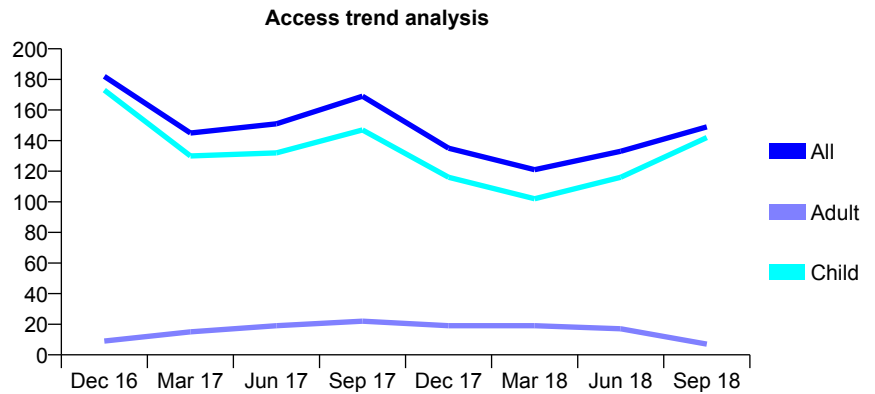
## Q58 - Vital Signs At a Glance Contract Report for 106194/0002 - September 2018

Name or company name	Weston Favell Dental Surgery
Contract type name	GDS Contract
Purpose of contract	General
Contract start date	01/04/2006
Contract end date	

18/19 Contracted general activity (UDA)	4,500
Carry forward general activity (UDA)	0
18/19 Contracted orthodontic activity (UOA)	0
Carry forward orthodontic activity (UOA)	0
Baseline contract value	£166,265.22

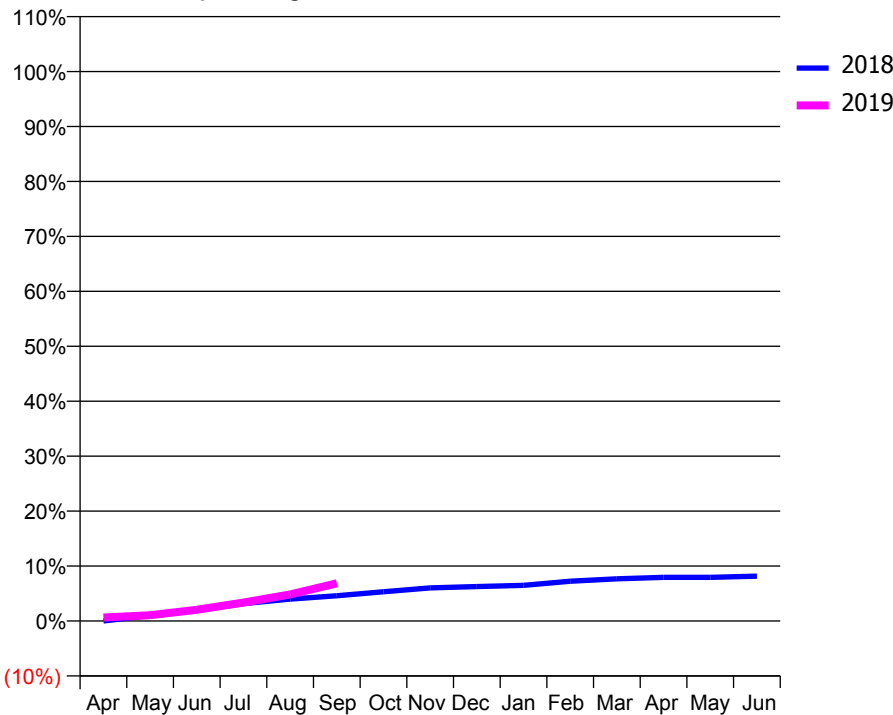
### ACCESS\*

Patients seen in 24 months	Total	Change since previous quarter
Quarter ending September 2017	169	
Quarter ending December 2017	135	↓
Quarter ending March 2018	121	↓
Quarter ending June 2018	133	↑
Quarter ending September 2018	149	↑
<b>Variance since September 2017</b>	<b>(11.8%)</b>	<b>↓</b>



### ACTIVITY

Cumulative percentage of contracted UDA delivered 2018 & 2019



Month	Adjusted Scheduled Activity (UDA)	
	2018	2019
April	0	29
May	45	48
June	88	92
July	142	151
August	179	218
September	207	309
October	239	
November	271	
December	283	
January	292	
February	326	
March	346	
April	358	
May	358	
June	368	

### QUALITY

	Quantity	Base Number	Contract	AT	Region	England
% of FP17s for the same patient ID Re-attending within 3 months - Children	2	135	1.5%	10.7%	11.4%	11.6%
% of FP17s for the same patient ID Re-attending within 3 months - Adults	0	4	0.0%	14.5%	15.0%	15.5%
% of FP17s for the same patient ID Re-attending between 3 & 9 months - Children	11	135	8.1%	58.0%	59.9%	58.8%
% of FP17s for the same patient ID Re-attending between 3 & 9 months - Adults	0	4	0.0%	48.8%	52.0%	51.1%
% of FP17s for Band 1 Urgent Courses	0	129	0.0%	8.7%	8.0%	9.0%
% of FP17s Relating to Free Repair or Replacements	0	129	0.0%	0.7%	0.8%	0.8%
% of FP17s Relating to Continuations	0	129	0.0%	0.8%	0.9%	0.9%
% of Patients satisfied with the dentistry they have received	0	0	N/A	94.2%	93.5%	93.3%
% of Patients satisfied with the time they had to wait for an appointment	0	0	N/A	87.2%	89.1%	88.9%

\* This is based on patients treated on this contract for their most recent course of treatment. Figures in italics indicate the base number of FP17s or Patient Questionnaire responses are less than 100. N/A is shown where the base number of responses is less than 10 during the period. % is calculated as Quantity/Base number\*100

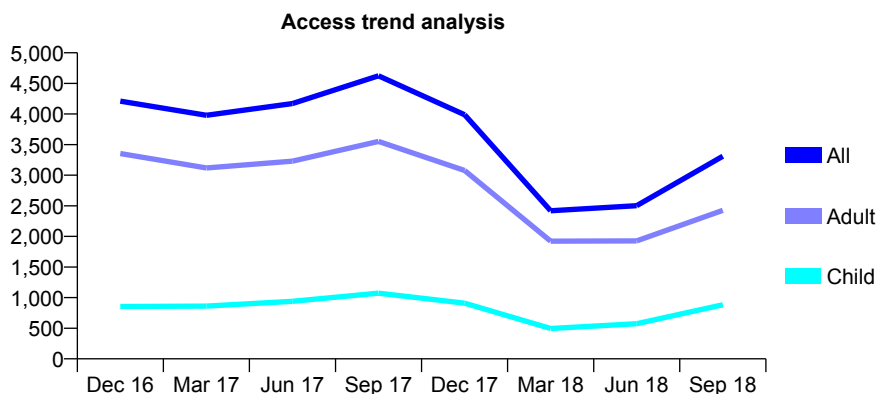
## Q58 - Vital Signs At a Glance Contract Report for 106259/0001 - September 2018

Name or company name	Mr S Mehra and Mr A Khetia
Contract type name	GDS Contract
Purpose of contract	General
Contract start date	28/05/2014
Contract end date	

18/19 Contracted general activity (UDA)	11,262
Carry forward general activity (UDA)	0
18/19 Contracted orthodontic activity (UOA)	0
Carry forward orthodontic activity (UOA)	0
Baseline contract value	£212,908.17

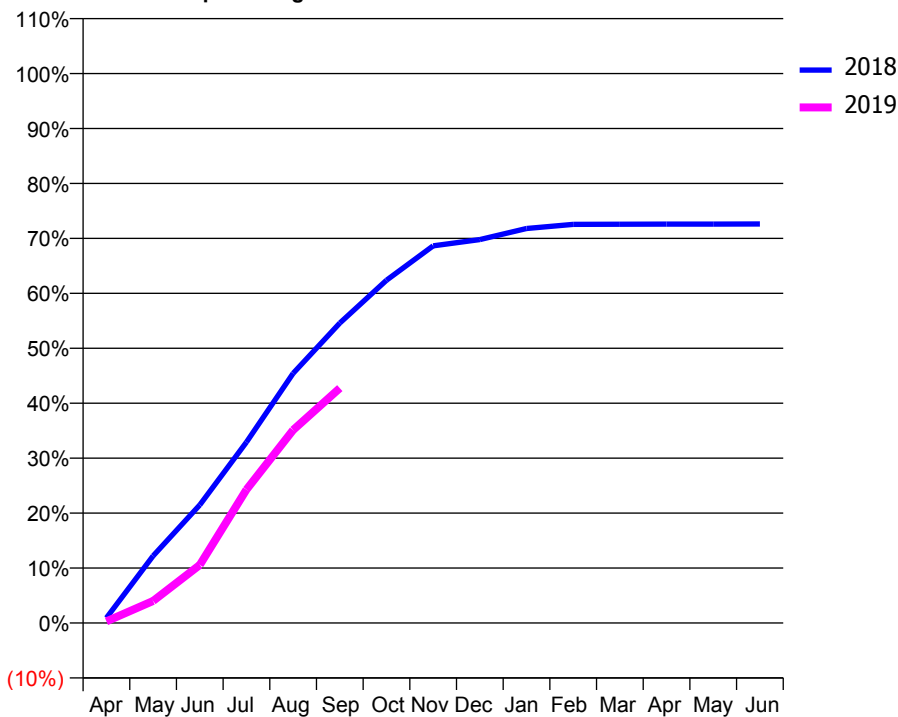
### ACCESS\*

Patients seen in 24 months	Total	Change since previous quarter
Quarter ending September 2017	4,624	
Quarter ending December 2017	3,987	↓
Quarter ending March 2018	2,419	↓
Quarter ending June 2018	2,502	↑
Quarter ending September 2018	3,311	↑
<b>Variance since September 2017</b>	<b>(28.4%)</b>	<b>↓</b>



### ACTIVITY

Cumulative percentage of contracted UDA delivered 2018 & 2019



Month	Adjusted Scheduled Activity (UDA)	
	2018	2019
April	105	35
May	1,375	451
June	2,419	1,190
July	3,708	2,735
August	5,117	3,956
September	6,148	4,813
October	7,026	
November	7,731	
December	7,858	
January	8,085	
February	8,171	
March	8,174	
April	8,176	
May	8,176	
June	8,178	

### QUALITY

	Quantity	Base Number	Contract	AT	Region	England
% of FP17s for the same patient ID Re-attending within 3 months - Children	24	729	3.3%	10.7%	11.4%	11.6%
% of FP17s for the same patient ID Re-attending within 3 months - Adults	74	1,787	4.1%	14.5%	15.0%	15.5%
% of FP17s for the same patient ID Re-attending between 3 & 9 months - Children	47	729	6.4%	58.0%	59.9%	58.8%
% of FP17s for the same patient ID Re-attending between 3 & 9 months - Adults	105	1,787	5.9%	48.8%	52.0%	51.1%
% of FP17s for Band 1 Urgent Courses	165	2,511	6.6%	8.7%	8.0%	9.0%
% of FP17s Relating to Free Repair or Replacements	4	2,511	0.2%	0.7%	0.8%	0.8%
% of FP17s Relating to Continuations	6	2,511	0.2%	0.8%	0.9%	0.9%
% of Patients satisfied with the dentistry they have received	2	2	N/A	94.2%	93.5%	93.3%
% of Patients satisfied with the time they had to wait for an appointment	2	2	N/A	87.2%	89.1%	88.9%

\* This is based on patients treated on this contract for their most recent course of treatment. Figures in italics indicate the base number of FP17s or Patient Questionnaire responses are less than 100. N/A is shown where the base number of responses is less than 10 during the period. % is calculated as Quantity/Base number\*100

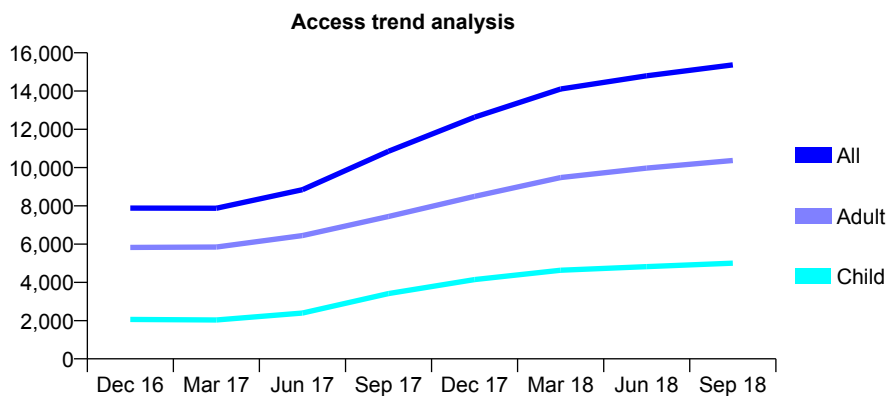
## Q58 - Vital Signs At a Glance Contract Report for 107573/0002 - September 2018

Name or company name	Mr S Bhandal
Contract type name	GDS Contract
Purpose of contract	General
Contract start date	11/02/2014
Contract end date	

18/19 Contracted general activity (UDA)	41,255
Carry forward general activity (UDA)	0
18/19 Contracted orthodontic activity (UOA)	0
Carry forward orthodontic activity (UOA)	0
Baseline contract value	£1,322,643.08

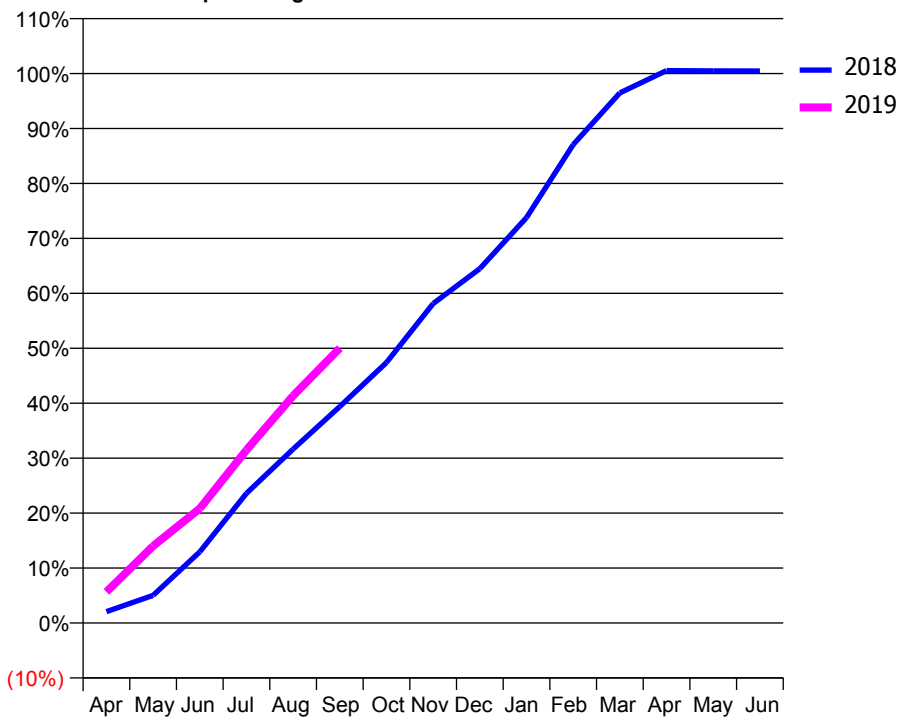
### ACCESS\*

Patients seen in 24 months	Total	Change since previous quarter
Quarter ending September 2017	10,852	
Quarter ending December 2017	12,639	↑
Quarter ending March 2018	14,108	↑
Quarter ending June 2018	14,794	↑
Quarter ending September 2018	15,372	↑
<b>Variance since September 2017</b>	<b>41.7%</b>	<b>↑</b>



### ACTIVITY

Cumulative percentage of contracted UDA delivered 2018 & 2019



Month	Adjusted Scheduled Activity (UDA)	
	2018	2019
April	801	2,339
May	1,949	5,781
June	5,005	8,591
July	9,124	12,986
August	12,233	17,060
September	15,222	20,638
October	18,321	
November	22,465	
December	24,926	
January	28,513	
February	33,642	
March	37,281	
April	38,853	
May	38,831	
June	38,822	

### QUALITY

	Quantity	Base Number	Contract	AT	Region	England
% of FP17s for the same patient ID Re-attending within 3 months - Children	251	3,859	6.5%	10.7%	11.4%	11.6%
% of FP17s for the same patient ID Re-attending within 3 months - Adults	742	6,987	10.6%	14.5%	15.0%	15.5%
% of FP17s for the same patient ID Re-attending between 3 & 9 months - Children	2,389	3,859	61.9%	58.0%	59.9%	58.8%
% of FP17s for the same patient ID Re-attending between 3 & 9 months - Adults	3,309	6,987	47.4%	48.8%	52.0%	51.1%
% of FP17s for Band 1 Urgent Courses	700	10,129	6.9%	8.7%	8.0%	9.0%
% of FP17s Relating to Free Repair or Replacements	45	10,129	0.4%	0.7%	0.8%	0.8%
% of FP17s Relating to Continuations	22	10,129	0.2%	0.8%	0.9%	0.9%
% of Patients satisfied with the dentistry they have received	5	5	N/A	94.2%	93.5%	93.3%
% of Patients satisfied with the time they had to wait for an appointment	4	5	N/A	87.2%	89.1%	88.9%

\* This is based on patients treated on this contract for their most recent course of treatment. Figures in italics indicate the base number of FP17s or Patient Questionnaire responses are less than 100. N/A is shown where the base number of responses is less than 10 during the period. % is calculated as Quantity/Base number\*100

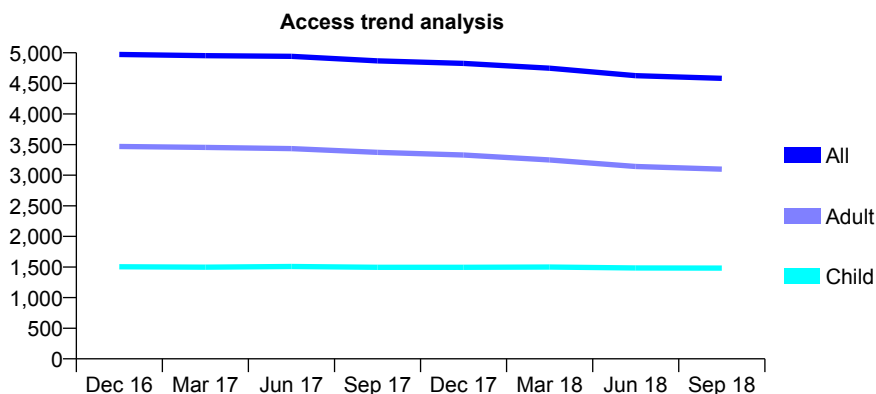
## Q58 - Vital Signs At a Glance Contract Report for 107581/0001 - September 2018

Name or company name	Mr R Naidoo and Mrs S Naidoo
Contract type name	GDS Contract
Purpose of contract	General
Contract start date	01/04/2006
Contract end date	

18/19 Contracted general activity (UDA)	7,404
Carry forward general activity (UDA)	0
18/19 Contracted orthodontic activity (UOA)	0
Carry forward orthodontic activity (UOA)	0
Baseline contract value	£190,892.78

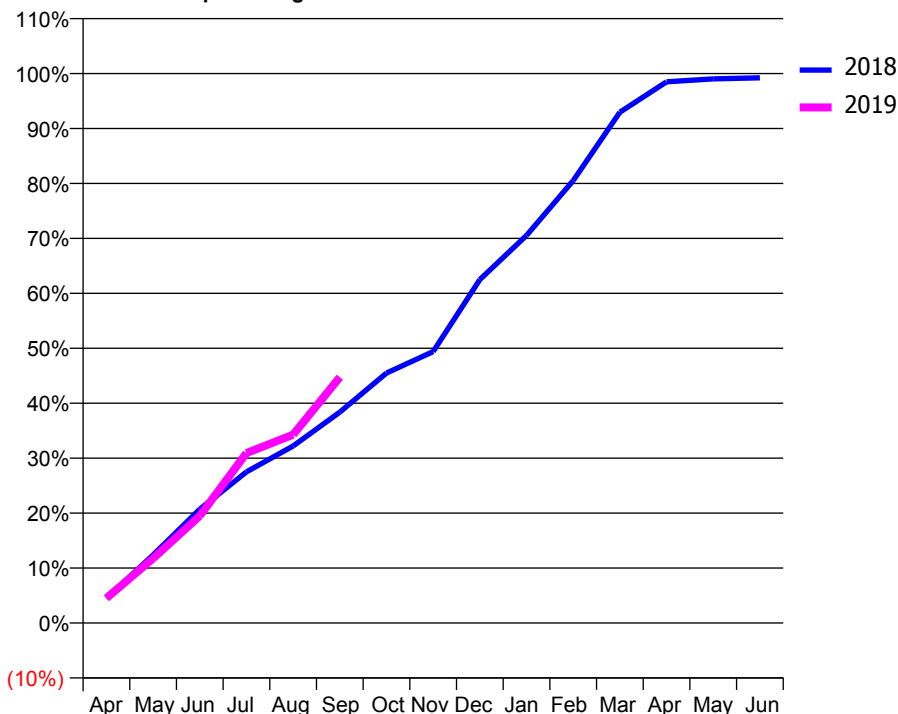
### ACCESS\*

Patients seen in 24 months	Total	Change since previous quarter
Quarter ending September 2017	4,869	
Quarter ending December 2017	4,826	→
Quarter ending March 2018	4,749	↓
Quarter ending June 2018	4,627	↓
Quarter ending September 2018	4,583	→
<b>Variance since September 2017</b>	<b>(5.9%)</b>	<b>↓</b>



### ACTIVITY

Cumulative percentage of contracted UDA delivered 2018 & 2019



Adjusted Scheduled Activity (UDA)

Month	2018	2019
April	334	335
May	917	871
June	1,533	1,444
July	2,037	2,290
August	2,385	2,538
September	2,841	3,313
October	3,369	
November	3,658	
December	4,627	
January	5,222	
February	5,961	
March	6,882	
April	7,291	
May	7,332	
June	7,347	

### QUALITY

	Quantity	Base Number	Contract	AT	Region	England
% of FP17s for the same patient ID Re-attending within 3 months - Children	83	822	10.1%	10.7%	11.4%	11.6%
% of FP17s for the same patient ID Re-attending within 3 months - Adults	208	1,542	13.5%	14.5%	15.0%	15.5%
% of FP17s for the same patient ID Re-attending between 3 & 9 months - Children	272	822	33.1%	58.0%	59.9%	58.8%
% of FP17s for the same patient ID Re-attending between 3 & 9 months - Adults	457	1,542	29.6%	48.8%	52.0%	51.1%
% of FP17s for Band 1 Urgent Courses	118	1,784	6.6%	8.7%	8.0%	9.0%
% of FP17s Relating to Free Repair or Replacements	14	1,784	0.8%	0.7%	0.8%	0.8%
% of FP17s Relating to Continuations	3	1,784	0.2%	0.8%	0.9%	0.9%
% of Patients satisfied with the dentistry they have received	1	1	N/A	94.2%	93.5%	93.3%
% of Patients satisfied with the time they had to wait for an appointment	1	1	N/A	87.2%	89.1%	88.9%

\* This is based on patients treated on this contract for their most recent course of treatment. Figures in italics indicate the base number of FP17s or Patient Questionnaire responses are less than 100. N/A is shown where the base number of responses is less than 10 during the period. % is calculated as Quantity/Base number\*100

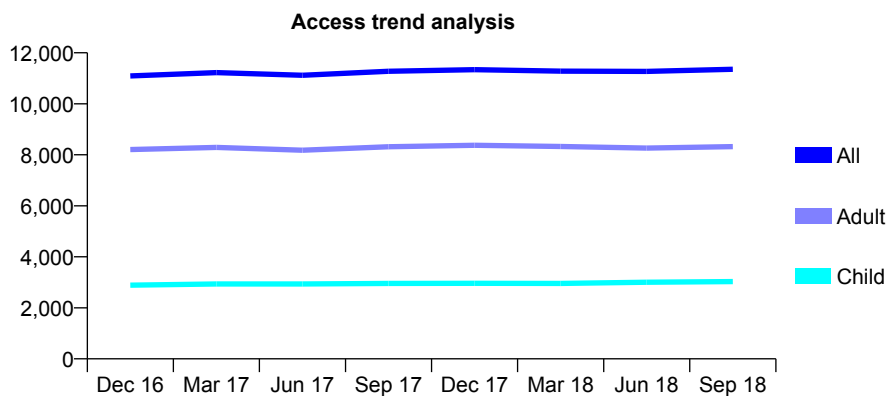
## Q58 - Vital Signs At a Glance Contract Report for 108561/0001 - September 2018

Name or company name	Stevenage Dental Practice
Contract type name	GDS Contract
Purpose of contract	General
Contract start date	01/04/2006
Contract end date	

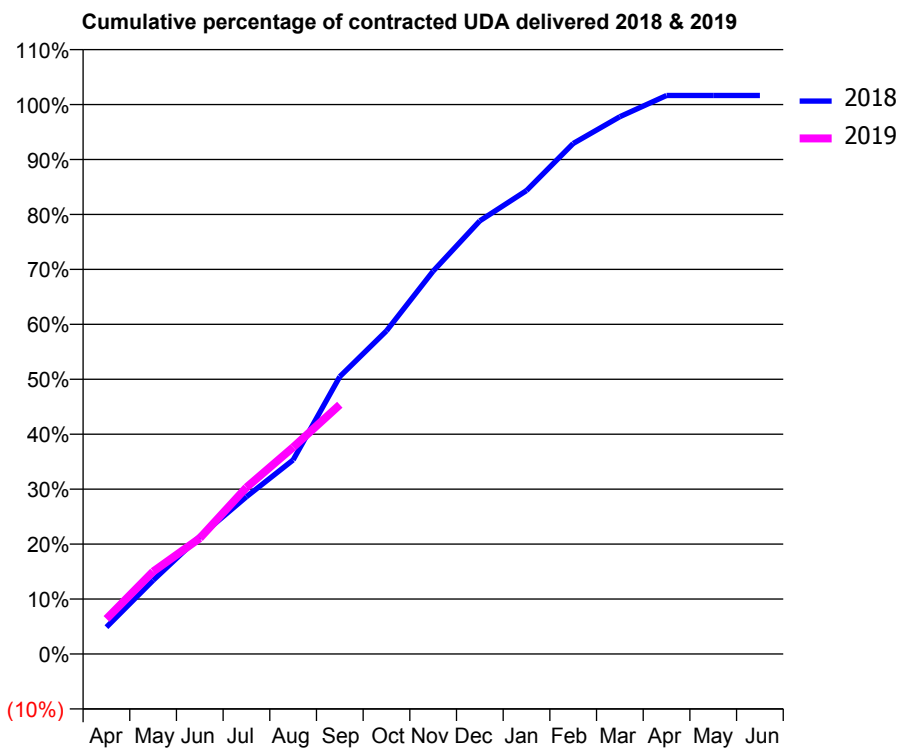
18/19 Contracted general activity (UDA)	28,940
Carry forward general activity (UDA)	0
18/19 Contracted orthodontic activity (UOA)	0
Carry forward orthodontic activity (UOA)	0
Baseline contract value	£793,515.69

### ACCESS\*

Patients seen in 24 months	Total	Change since previous quarter
Quarter ending September 2017	11,274	
Quarter ending December 2017	11,336	→
Quarter ending March 2018	11,281	→
Quarter ending June 2018	11,268	→
Quarter ending September 2018	11,353	→
<b>Variance since September 2017</b>	<b>0.7%</b>	<b>→</b>



### ACTIVITY



Month	Adjusted Scheduled Activity (UDA)	
	2018	2019
April	1,413	1,850
May	3,878	4,344
June	6,191	6,102
July	8,284	8,776
August	10,223	10,887
September	14,609	13,129
October	17,021	
November	20,163	
December	22,813	
January	24,406	
February	26,888	
March	28,301	
April	29,418	
May	29,416	
June	29,415	

### QUALITY

	Quantity	Base Number	Contract	AT	Region	England
% of FP17s for the same patient ID Re-attending within 3 months - Children	95	2,052	4.6%	10.7%	11.4%	11.6%
% of FP17s for the same patient ID Re-attending within 3 months - Adults	529	4,532	11.7%	14.5%	15.0%	15.5%
% of FP17s for the same patient ID Re-attending between 3 & 9 months - Children	1,080	2,052	52.6%	58.0%	59.9%	58.8%
% of FP17s for the same patient ID Re-attending between 3 & 9 months - Adults	1,752	4,532	38.7%	48.8%	52.0%	51.1%
% of FP17s for Band 1 Urgent Courses	671	6,213	10.8%	8.7%	8.0%	9.0%
% of FP17s Relating to Free Repair or Replacements	26	6,213	0.4%	0.7%	0.8%	0.8%
% of FP17s Relating to Continuations	53	6,213	0.9%	0.8%	0.9%	0.9%
% of Patients satisfied with the dentistry they have received	10	10	100.0%	94.2%	93.5%	93.3%
% of Patients satisfied with the time they had to wait for an appointment	10	10	100.0%	87.2%	89.1%	88.9%

\* This is based on patients treated on this contract for their most recent course of treatment. Figures in italics indicate the base number of FP17s or Patient Questionnaire responses are less than 100. N/A is shown where the base number of responses is less than 10 during the period. % is calculated as Quantity/Base number\*100

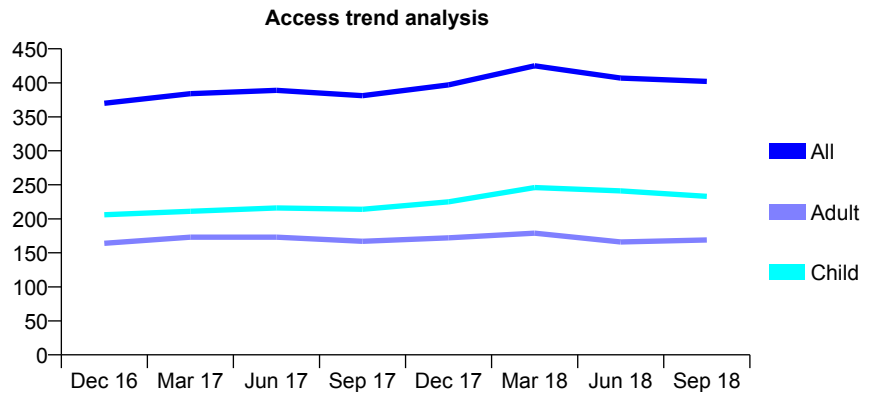
## Q58 - Vital Signs At a Glance Contract Report for 109908/0001 - September 2018

Name or company name	Tailored Dental Care
Contract type name	GDS Contract
Purpose of contract	General
Contract start date	01/05/2015
Contract end date	

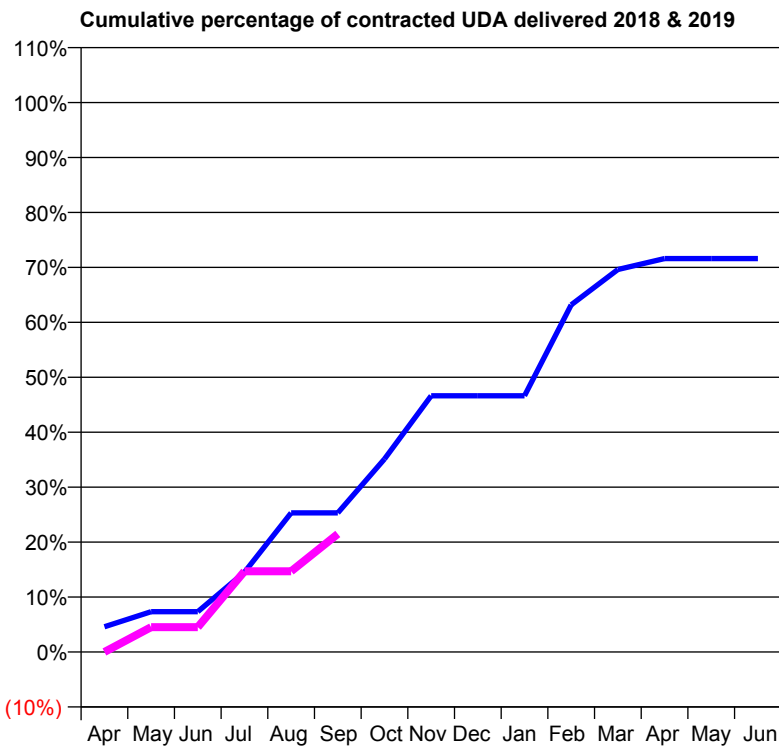
18/19 Contracted general activity (UDA)	1,524
Carry forward general activity (UDA)	0
18/19 Contracted orthodontic activity (UOA)	0
Carry forward orthodontic activity (UOA)	0
Baseline contract value	£36,432.87

### ACCESS\*

Patients seen in 24 months	Total	Change since previous quarter
Quarter ending September 2017	381	
Quarter ending December 2017	397	↑
Quarter ending March 2018	425	↑
Quarter ending June 2018	407	↓
Quarter ending September 2018	402	↓
<b>Variance since September 2017</b>	<b>5.5%</b>	<b>↑</b>



### ACTIVITY



Adjusted Scheduled Activity (UDA)		
Month	2018	2019
April	70	0
May	112	69
June	112	69
July	221	224
August	386	224
September	386	328
October	535	
November	711	
December	711	
January	711	
February	963	
March	1,061	
April	1,091	
May	1,091	
June	1,091	

### QUALITY

	Quantity	Base Number	Contract	AT	Region	England
% of FP17s for the same patient ID Re-attending within 3 months - Children	6	132	4.5%	10.7%	11.4%	11.6%
% of FP17s for the same patient ID Re-attending within 3 months - Adults	6	81	7.4%	14.5%	15.0%	15.5%
% of FP17s for the same patient ID Re-attending between 3 & 9 months - Children	85	132	64.4%	58.0%	59.9%	58.8%
% of FP17s for the same patient ID Re-attending between 3 & 9 months - Adults	51	81	63.0%	48.8%	52.0%	51.1%
% of FP17s for Band 1 Urgent Courses	8	202	4.0%	8.7%	8.0%	9.0%
% of FP17s Relating to Free Repair or Replacements	0	202	0.0%	0.7%	0.8%	0.8%
% of FP17s Relating to Continuations	0	202	0.0%	0.8%	0.9%	0.9%
% of Patients satisfied with the dentistry they have received	0	0	N/A	94.2%	93.5%	93.3%
% of Patients satisfied with the time they had to wait for an appointment	0	0	N/A	87.2%	89.1%	88.9%

\* This is based on patients treated on this contract for their most recent course of treatment. Figures in italics indicate the base number of FP17s or Patient Questionnaire responses are less than 100. N/A is shown where the base number of responses is less than 10 during the period. % is calculated as Quantity/Base number\*100



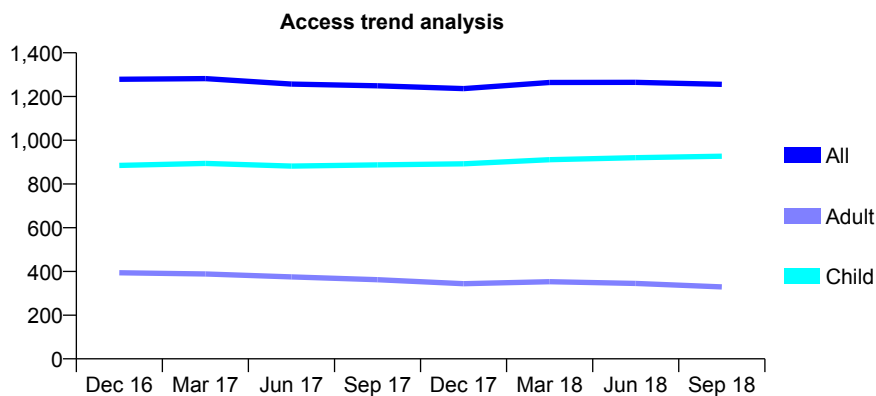
## Q58 - Vital Signs At a Glance Contract Report for 110280/0001 - September 2018

Name or company name	Purleys Dental Care
Contract type name	GDS Contract
Purpose of contract	General
Contract start date	01/04/2006
Contract end date	

18/19 Contracted general activity (UDA)	5,890
Carry forward general activity (UDA)	0
18/19 Contracted orthodontic activity (UOA)	0
Carry forward orthodontic activity (UOA)	0
Baseline contract value	£169,958.25

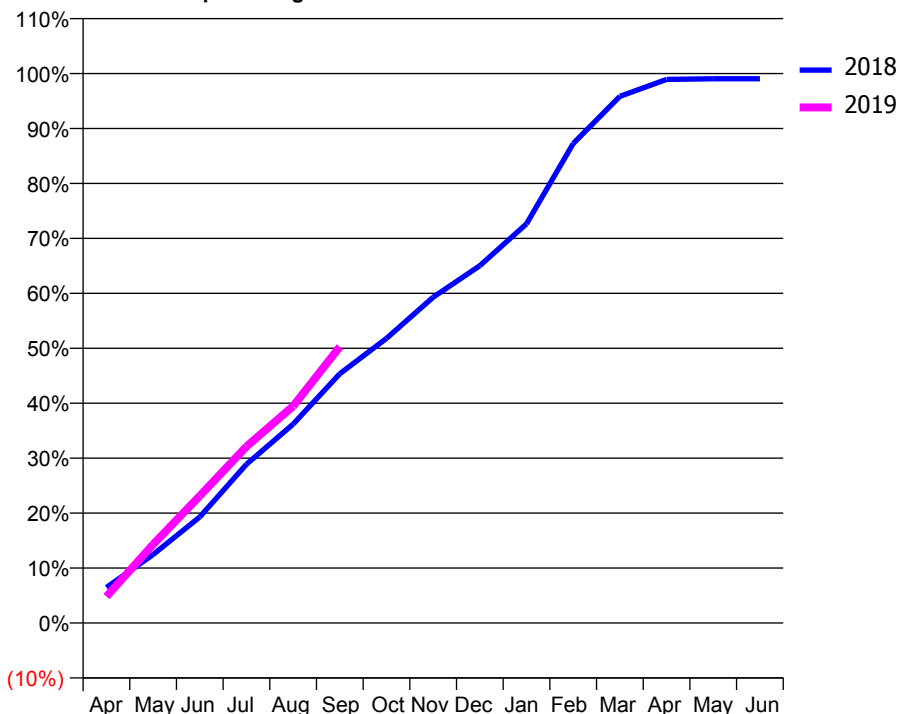
### ACCESS\*

Patients seen in 24 months	Total	Change since previous quarter
Quarter ending September 2017	1,249	
Quarter ending December 2017	1,236	↓
Quarter ending March 2018	1,264	↑
Quarter ending June 2018	1,265	→
Quarter ending September 2018	1,256	→
<b>Variance since September 2017</b>	<b>0.6%</b>	<b>→</b>



### ACTIVITY

Cumulative percentage of contracted UDA delivered 2018 & 2019



Adjusted Scheduled Activity (UDA)

Month	2018	2019
April	381	283
May	733	843
June	1,138	1,363
July	1,702	1,892
August	2,131	2,325
September	2,672	2,961
October	3,051	
November	3,493	
December	3,830	
January	4,279	
February	5,139	
March	5,645	
April	5,827	
May	5,834	
June	5,834	

### QUALITY

	Quantity	Base Number	Contract	AT	Region	England
% of FP17s for the same patient ID Re-attending within 3 months - Children	145	1,071	13.5%	10.7%	11.4%	11.6%
% of FP17s for the same patient ID Re-attending within 3 months - Adults	30	225	13.3%	14.5%	15.0%	15.5%
% of FP17s for the same patient ID Re-attending between 3 & 9 months - Children	746	1,071	69.7%	58.0%	59.9%	58.8%
% of FP17s for the same patient ID Re-attending between 3 & 9 months - Adults	153	225	68.0%	48.8%	52.0%	51.1%
% of FP17s for Band 1 Urgent Courses	43	1,228	3.5%	8.7%	8.0%	9.0%
% of FP17s Relating to Free Repair or Replacements	0	1,228	0.0%	0.7%	0.8%	0.8%
% of FP17s Relating to Continuations	7	1,228	0.6%	0.8%	0.9%	0.9%
% of Patients satisfied with the dentistry they have received	0	0	N/A	94.2%	93.5%	93.3%
% of Patients satisfied with the time they had to wait for an appointment	0	0	N/A	87.2%	89.1%	88.9%

\* This is based on patients treated on this contract for their most recent course of treatment. Figures in italics indicate the base number of FP17s or Patient Questionnaire responses are less than 100. N/A is shown where the base number of responses is less than 10 during the period. % is calculated as Quantity/Base number\*100

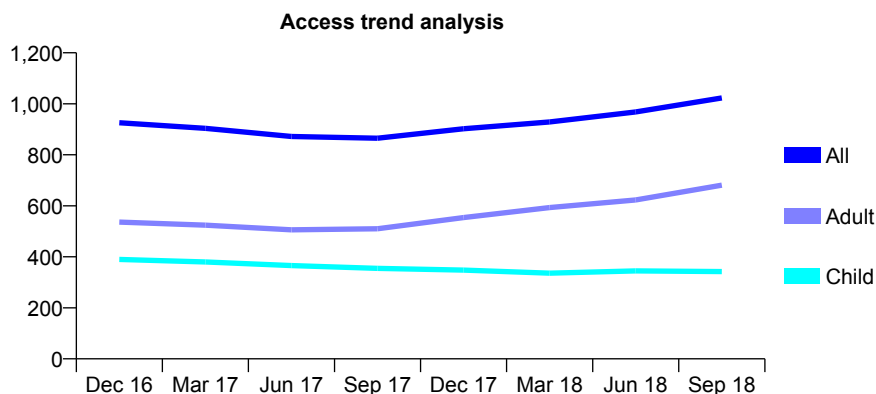
## Q58 - Vital Signs At a Glance Contract Report for 113492/0001 - September 2018

Name or company name	Bucklersbury Dental Surgery
Contract type name	GDS Contract
Purpose of contract	General
Contract start date	01/08/2011
Contract end date	

18/19 Contracted general activity (UDA)	3,832
Carry forward general activity (UDA)	0
18/19 Contracted orthodontic activity (UOA)	0
Carry forward orthodontic activity (UOA)	0
Baseline contract value	£95,983.85

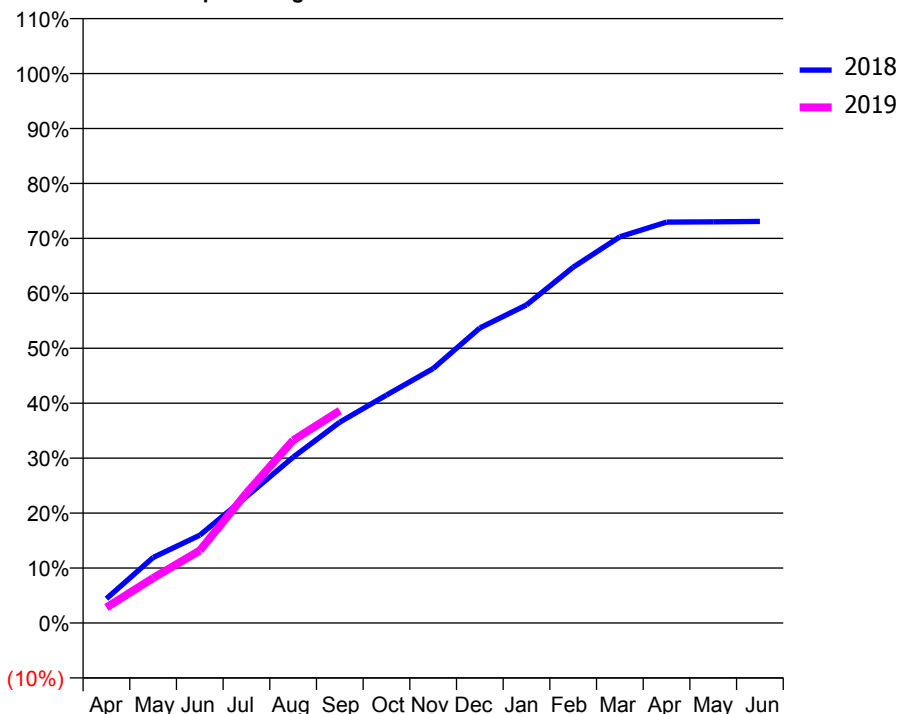
### ACCESS\*

Patients seen in 24 months	Total	Change since previous quarter
Quarter ending September 2017	865	
Quarter ending December 2017	902	↑
Quarter ending March 2018	929	↑
Quarter ending June 2018	968	↑
Quarter ending September 2018	1,023	↑
<b>Variance since September 2017</b>	<b>18.3%</b>	<b>↑</b>



### ACTIVITY

Cumulative percentage of contracted UDA delivered 2018 & 2019



Adjusted Scheduled Activity (UDA)

Month	2018	2019
April	170	109
May	457	314
June	612	505
July	882	906
August	1,156	1,275
September	1,401	1,481
October	1,590	
November	1,774	
December	2,057	
January	2,218	
February	2,481	
March	2,693	
April	2,795	
May	2,797	
June	2,800	

### QUALITY

	Quantity	Base Number	Contract	AT	Region	England
% of FP17s for the same patient ID Re-attending within 3 months - Children	18	267	6.7%	10.7%	11.4%	11.6%
% of FP17s for the same patient ID Re-attending within 3 months - Adults	49	369	13.3%	14.5%	15.0%	15.5%
% of FP17s for the same patient ID Re-attending between 3 & 9 months - Children	148	267	55.4%	58.0%	59.9%	58.8%
% of FP17s for the same patient ID Re-attending between 3 & 9 months - Adults	127	369	34.4%	48.8%	52.0%	51.1%
% of FP17s for Band 1 Urgent Courses	18	593	3.0%	8.7%	8.0%	9.0%
% of FP17s Relating to Free Repair or Replacements	2	593	0.3%	0.7%	0.8%	0.8%
% of FP17s Relating to Continuations	2	593	0.3%	0.8%	0.9%	0.9%
% of Patients satisfied with the dentistry they have received	0	0	N/A	94.2%	93.5%	93.3%
% of Patients satisfied with the time they had to wait for an appointment	0	0	N/A	87.2%	89.1%	88.9%

\* This is based on patients treated on this contract for their most recent course of treatment. Figures in italics indicate the base number of FP17s or Patient Questionnaire responses are less than 100. N/A is shown where the base number of responses is less than 10 during the period. % is calculated as Quantity/Base number\*100

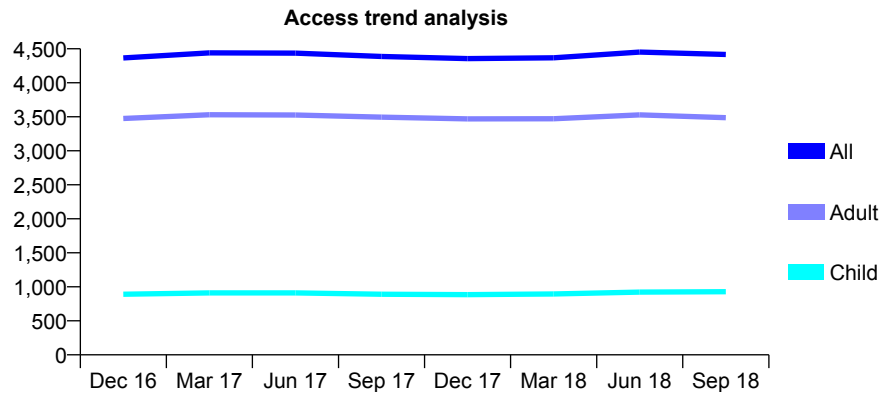
## Q58 - Vital Signs At a Glance Contract Report for 113506/0001 - September 2018

Name or company name	Leighton House Practice Limited
Contract type name	GDS Contract
Purpose of contract	General
Contract start date	01/04/2009
Contract end date	

18/19 Contracted general activity (UDA)	14,865
Carry forward general activity (UDA)	0
18/19 Contracted orthodontic activity (UOA)	0
Carry forward orthodontic activity (UOA)	0
Baseline contract value	£413,669.53

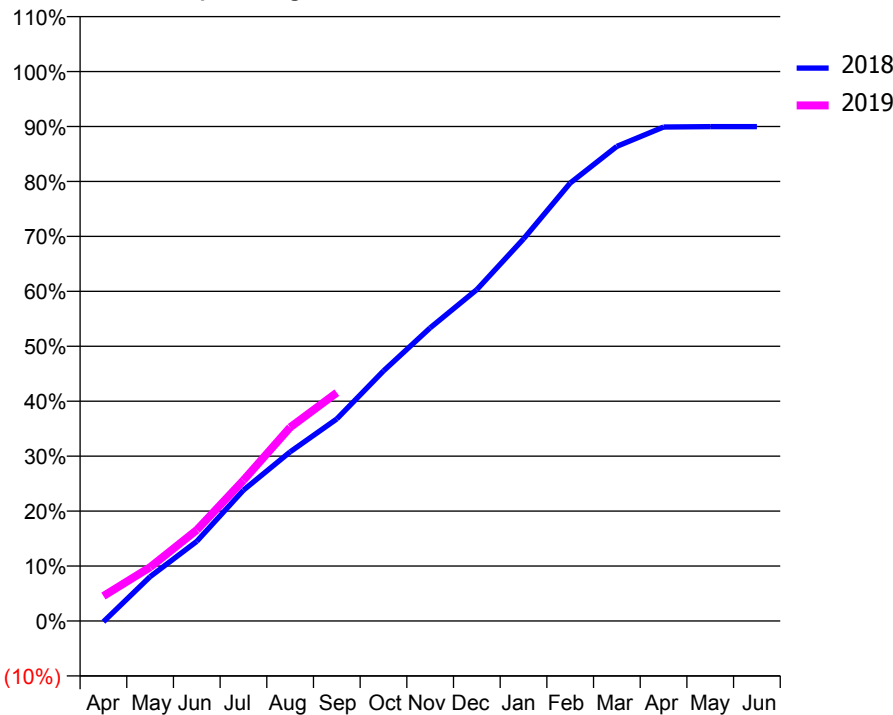
### ACCESS\*

Patients seen in 24 months	Total	Change since previous quarter
Quarter ending September 2017	4,387	
Quarter ending December 2017	4,356	→
Quarter ending March 2018	4,368	→
Quarter ending June 2018	4,452	→
Quarter ending September 2018	4,416	→
<b>Variance since September 2017</b>	<b>0.7%</b>	<b>→</b>



### ACTIVITY

Cumulative percentage of contracted UDA delivered 2018 & 2019



Month	Adjusted Scheduled Activity (UDA)	
	2018	2019
April	-25	675
May	1,201	1,454
June	2,157	2,463
July	3,539	3,809
August	4,576	5,240
September	5,466	6,178
October	6,767	
November	7,929	
December	8,966	
January	10,336	
February	11,848	
March	12,840	
April	13,362	
May	13,376	
June	13,376	

### QUALITY

	Quantity	Base Number	Contract	AT	Region	England
% of FP17s for the same patient ID Re-attending within 3 months - Children	68	743	9.2%	10.7%	11.4%	11.6%
% of FP17s for the same patient ID Re-attending within 3 months - Adults	319	2,362	13.5%	14.5%	15.0%	15.5%
% of FP17s for the same patient ID Re-attending between 3 & 9 months - Children	396	743	53.3%	58.0%	59.9%	58.8%
% of FP17s for the same patient ID Re-attending between 3 & 9 months - Adults	1,243	2,362	52.6%	48.8%	52.0%	51.1%
% of FP17s for Band 1 Urgent Courses	167	2,878	5.8%	8.7%	8.0%	9.0%
% of FP17s Relating to Free Repair or Replacements	48	2,878	1.7%	0.7%	0.8%	0.8%
% of FP17s Relating to Continuations	42	2,878	1.5%	0.8%	0.9%	0.9%
% of Patients satisfied with the dentistry they have received	2	3	N/A	94.2%	93.5%	93.3%
% of Patients satisfied with the time they had to wait for an appointment	3	3	N/A	87.2%	89.1%	88.9%

\* This is based on patients treated on this contract for their most recent course of treatment. Figures in italics indicate the base number of FP17s or Patient Questionnaire responses are less than 100. N/A is shown where the base number of responses is less than 10 during the period. % is calculated as Quantity/Base number\*100

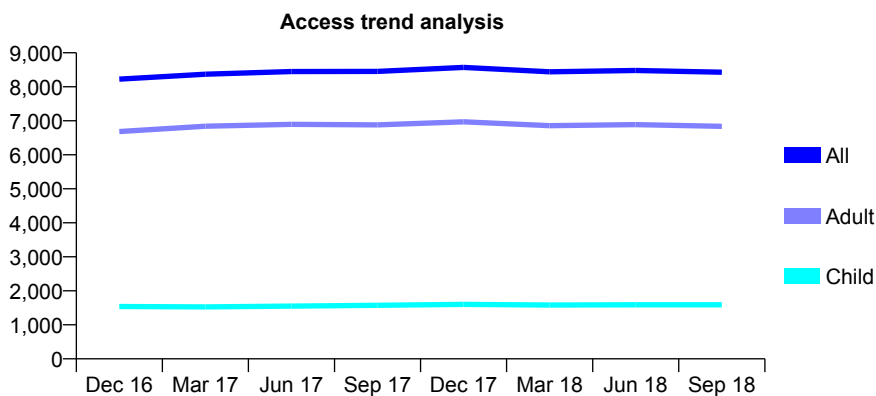
## Q58 - Vital Signs At a Glance Contract Report for 114170/0001 - September 2018

Name or company name	King Gaigher & Chastell
Contract type name	GDS Contract
Purpose of contract	General
Contract start date	01/04/2008
Contract end date	

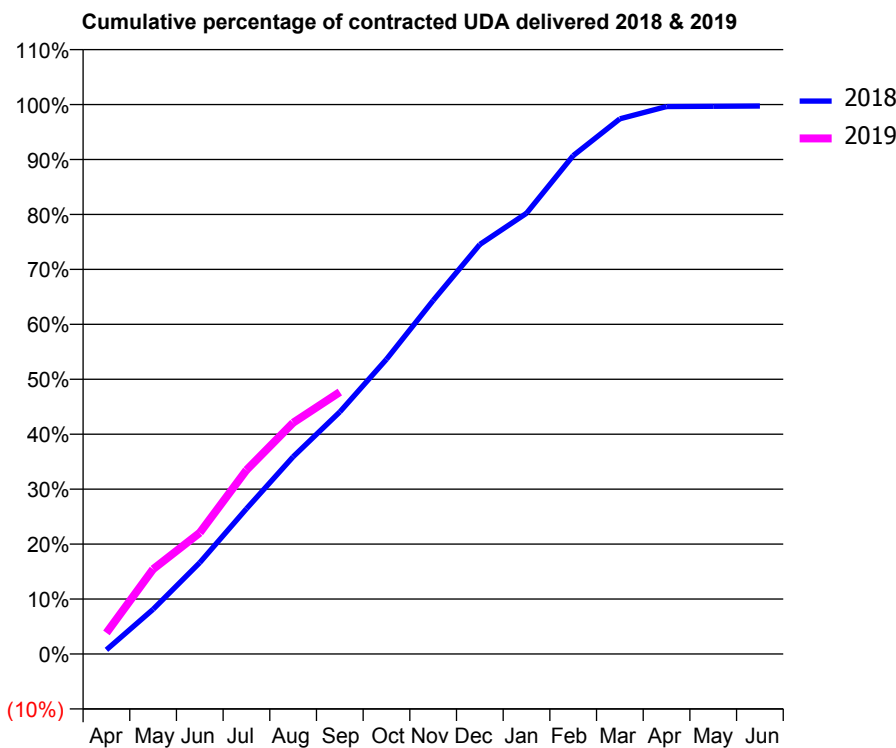
18/19 Contracted general activity (UDA)	20,194
Carry forward general activity (UDA)	0
18/19 Contracted orthodontic activity (UOA)	0
Carry forward orthodontic activity (UOA)	0
Baseline contract value	£491,472.93

### ACCESS\*

Patients seen in 24 months	Total	Change since previous quarter
Quarter ending September 2017	8,454	
Quarter ending December 2017	8,572	→
Quarter ending March 2018	8,440	↓
Quarter ending June 2018	8,479	→
Quarter ending September 2018	8,430	→
<b>Variance since September 2017</b>	<b>(0.3%)</b>	<b>→</b>



### ACTIVITY



Month	Adjusted Scheduled Activity (UDA)	
	2018	2019
April	157	777
May	1,644	3,121
June	3,359	4,459
July	5,341	6,760
August	7,250	8,499
September	8,895	9,629
October	10,832	
November	12,994	
December	15,051	
January	16,200	
February	18,314	
March	19,668	
April	20,119	
May	20,128	
June	20,136	

### QUALITY

	Quantity	Base Number	Contract	AT	Region	England
% of FP17s for the same patient ID Re-attending within 3 months - Children	50	896	5.6%	10.7%	11.4%	11.6%
% of FP17s for the same patient ID Re-attending within 3 months - Adults	555	3,563	15.6%	14.5%	15.0%	15.5%
% of FP17s for the same patient ID Re-attending between 3 & 9 months - Children	352	896	39.3%	58.0%	59.9%	58.8%
% of FP17s for the same patient ID Re-attending between 3 & 9 months - Adults	1,135	3,563	31.9%	48.8%	52.0%	51.1%
% of FP17s for Band 1 Urgent Courses	353	4,277	8.3%	8.7%	8.0%	9.0%
% of FP17s Relating to Free Repair or Replacements	22	4,277	0.5%	0.7%	0.8%	0.8%
% of FP17s Relating to Continuations	156	4,277	3.6%	0.8%	0.9%	0.9%
% of Patients satisfied with the dentistry they have received	2	2	N/A	94.2%	93.5%	93.3%
% of Patients satisfied with the time they had to wait for an appointment	2	2	N/A	87.2%	89.1%	88.9%

\* This is based on patients treated on this contract for their most recent course of treatment. Figures in italics indicate the base number of FP17s or Patient Questionnaire responses are less than 100. N/A is shown where the base number of responses is less than 10 during the period. % is calculated as Quantity/Base number\*100

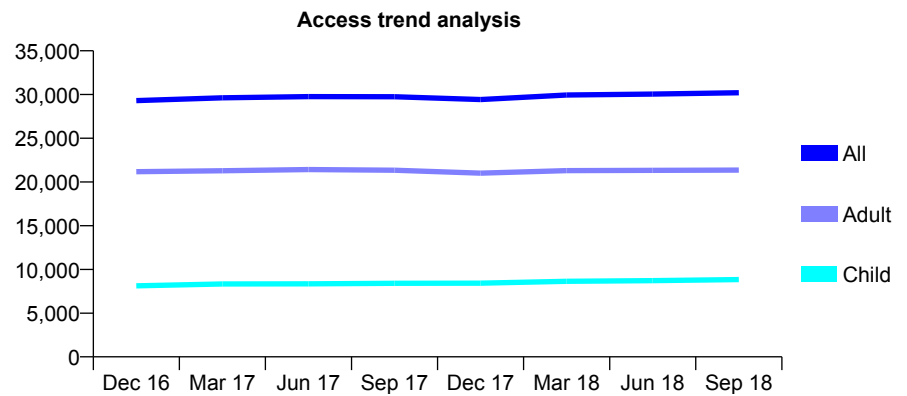
## Q58 - Vital Signs At a Glance Contract Report for 114189/0001 - September 2018

Name or company name	Distal Point Limited
Contract type name	GDS Contract
Purpose of contract	General
Contract start date	01/11/2007
Contract end date	

18/19 Contracted general activity (UDA)	73,034
Carry forward general activity (UDA)	0
18/19 Contracted orthodontic activity (UOA)	0
Carry forward orthodontic activity (UOA)	0
Baseline contract value	£1,906,916.62

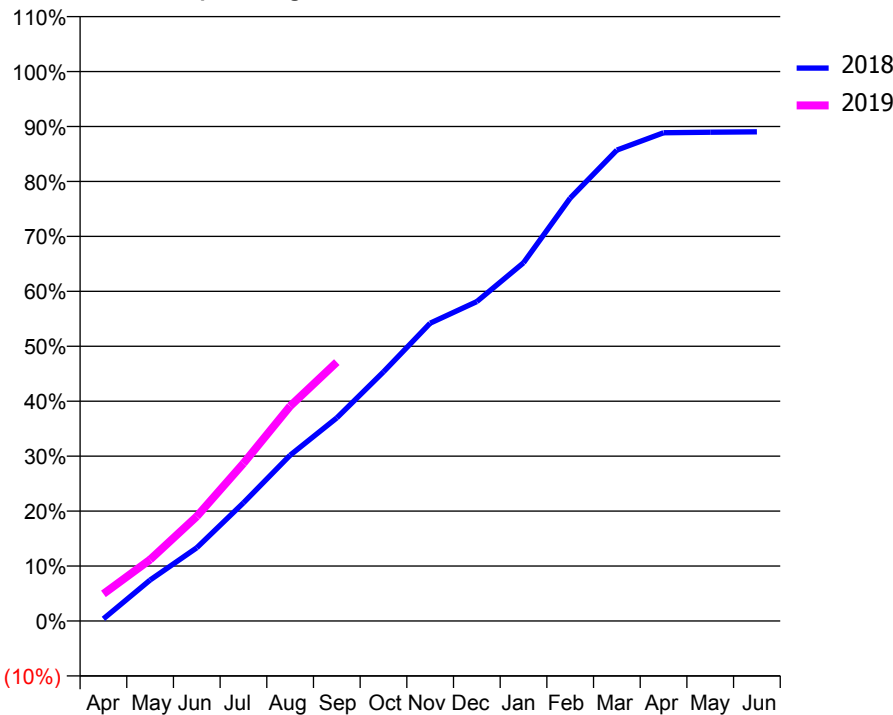
### ACCESS\*

Patients seen in 24 months	Total	Change since previous quarter
Quarter ending September 2017	29,752	
Quarter ending December 2017	29,425	↓
Quarter ending March 2018	29,937	→
Quarter ending June 2018	30,050	→
Quarter ending September 2018	30,197	→
<b>Variance since September 2017</b>	<b>1.5%</b>	<b>→</b>



### ACTIVITY

Cumulative percentage of contracted UDA delivered 2018 & 2019



Month	Adjusted Scheduled Activity (UDA)	
	2018	2019
April	288	3,607
May	5,447	8,168
June	9,745	13,900
July	15,705	20,958
August	22,032	28,555
September	26,998	34,403
October	33,113	
November	39,587	
December	42,461	
January	47,617	
February	56,201	
March	62,580	
April	64,900	
May	64,969	
June	65,013	

### QUALITY

	Quantity	Base Number	Contract	AT	Region	England
% of FP17s for the same patient ID Re-attending within 3 months - Children	546	7,090	7.7%	10.7%	11.4%	11.6%
% of FP17s for the same patient ID Re-attending within 3 months - Adults	1,616	12,718	12.7%	14.5%	15.0%	15.5%
% of FP17s for the same patient ID Re-attending between 3 & 9 months - Children	4,848	7,090	68.4%	58.0%	59.9%	58.8%
% of FP17s for the same patient ID Re-attending between 3 & 9 months - Adults	5,854	12,718	46.0%	48.8%	52.0%	51.1%
% of FP17s for Band 1 Urgent Courses	1,496	18,624	8.0%	8.7%	8.0%	9.0%
% of FP17s Relating to Free Repair or Replacements	74	18,624	0.4%	0.7%	0.8%	0.8%
% of FP17s Relating to Continuations	39	18,624	0.2%	0.8%	0.9%	0.9%
% of Patients satisfied with the dentistry they have received	6	7	N/A	94.2%	93.5%	93.3%
% of Patients satisfied with the time they had to wait for an appointment	6	7	N/A	87.2%	89.1%	88.9%

\* This is based on patients treated on this contract for their most recent course of treatment. Figures in italics indicate the base number of FP17s or Patient Questionnaire responses are less than 100. N/A is shown where the base number of responses is less than 10 during the period. % is calculated as Quantity/Base number\*100

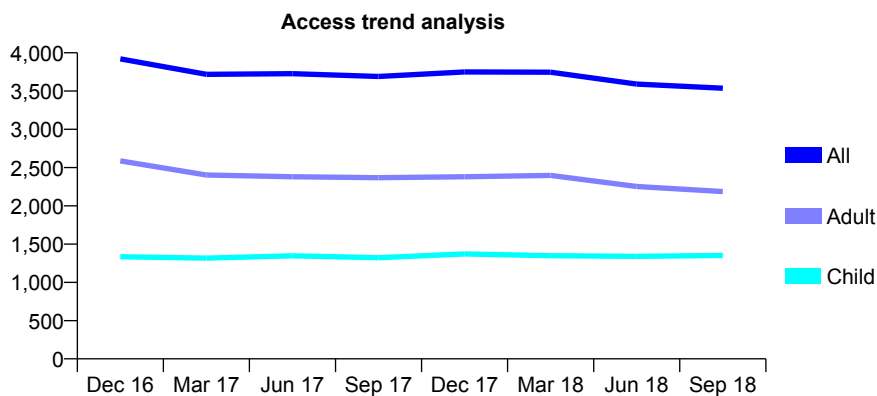
## Q58 - Vital Signs At a Glance Contract Report for 116076/0001 - September 2018

Name or company name	Ace Dental Care Limited
Contract type name	GDS Contract
Purpose of contract	General
Contract start date	01/04/2010
Contract end date	

18/19 Contracted general activity (UDA)	9,163
Carry forward general activity (UDA)	0
18/19 Contracted orthodontic activity (UOA)	0
Carry forward orthodontic activity (UOA)	0
Baseline contract value	£227,144.99

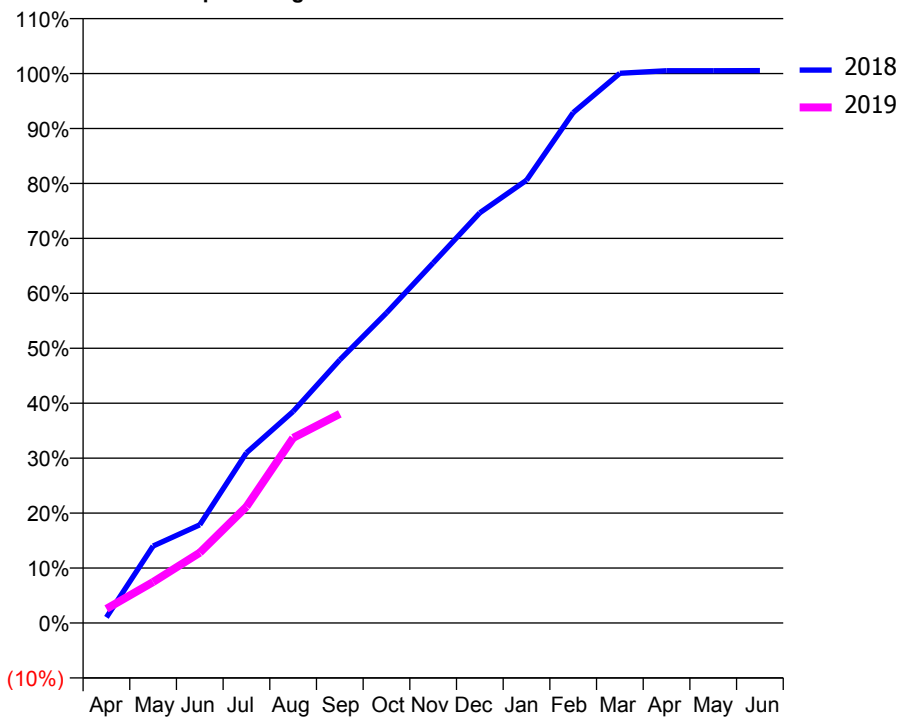
### ACCESS\*

Patients seen in 24 months	Total	Change since previous quarter
Quarter ending September 2017	3,690	
Quarter ending December 2017	3,750	→
Quarter ending March 2018	3,746	→
Quarter ending June 2018	3,591	↓
Quarter ending September 2018	3,537	↓
<b>Variance since September 2017</b>	<b>(4.1%)</b>	<b>↓</b>



### ACTIVITY

Cumulative percentage of contracted UDA delivered 2018 & 2019



Adjusted Scheduled Activity (UDA)

Month	2018	2019
April	94	238
May	1,284	685
June	1,637	1,174
July	2,838	1,941
August	3,527	3,088
September	4,388	3,487
October	5,171	
November	6,004	
December	6,840	
January	7,384	
February	8,511	
March	9,167	
April	9,210	
May	9,210	
June	9,211	

### QUALITY

	Quantity	Base Number	Contract	AT	Region	England
% of FP17s for the same patient ID Re-attending within 3 months - Children	46	858	5.4%	10.7%	11.4%	11.6%
% of FP17s for the same patient ID Re-attending within 3 months - Adults	97	955	10.2%	14.5%	15.0%	15.5%
% of FP17s for the same patient ID Re-attending between 3 & 9 months - Children	468	858	54.5%	58.0%	59.9%	58.8%
% of FP17s for the same patient ID Re-attending between 3 & 9 months - Adults	448	955	46.9%	48.8%	52.0%	51.1%
% of FP17s for Band 1 Urgent Courses	152	1,787	8.5%	8.7%	8.0%	9.0%
% of FP17s Relating to Free Repair or Replacements	4	1,787	0.2%	0.7%	0.8%	0.8%
% of FP17s Relating to Continuations	2	1,787	0.1%	0.8%	0.9%	0.9%
% of Patients satisfied with the dentistry they have received	2	3	N/A	94.2%	93.5%	93.3%
% of Patients satisfied with the time they had to wait for an appointment	1	3	N/A	87.2%	89.1%	88.9%

\* This is based on patients treated on this contract for their most recent course of treatment. Figures in italics indicate the base number of FP17s or Patient Questionnaire responses are less than 100. N/A is shown where the base number of responses is less than 10 during the period. % is calculated as Quantity/Base number\*100

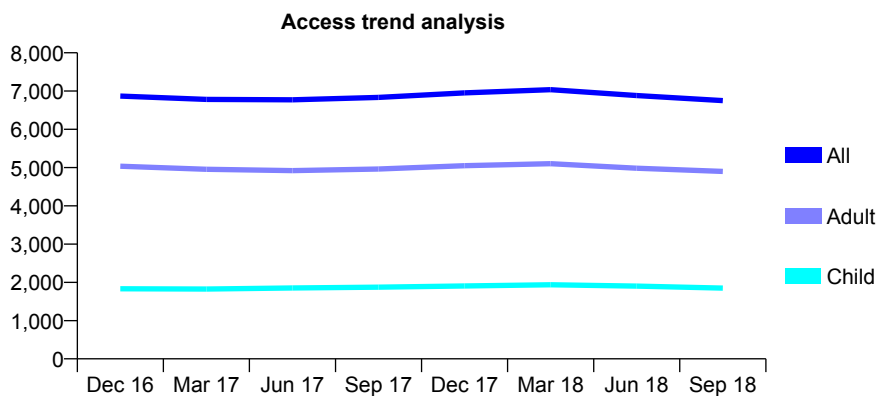
## Q58 - Vital Signs At a Glance Contract Report for 117803/0001 - September 2018

Name or company name	St Albans Dental Centre
Contract type name	GDS Contract
Purpose of contract	General
Contract start date	01/03/2013
Contract end date	

18/19 Contracted general activity (UDA)	22,592
Carry forward general activity (UDA)	0
18/19 Contracted orthodontic activity (UOA)	0
Carry forward orthodontic activity (UOA)	0
Baseline contract value	£606,331.57

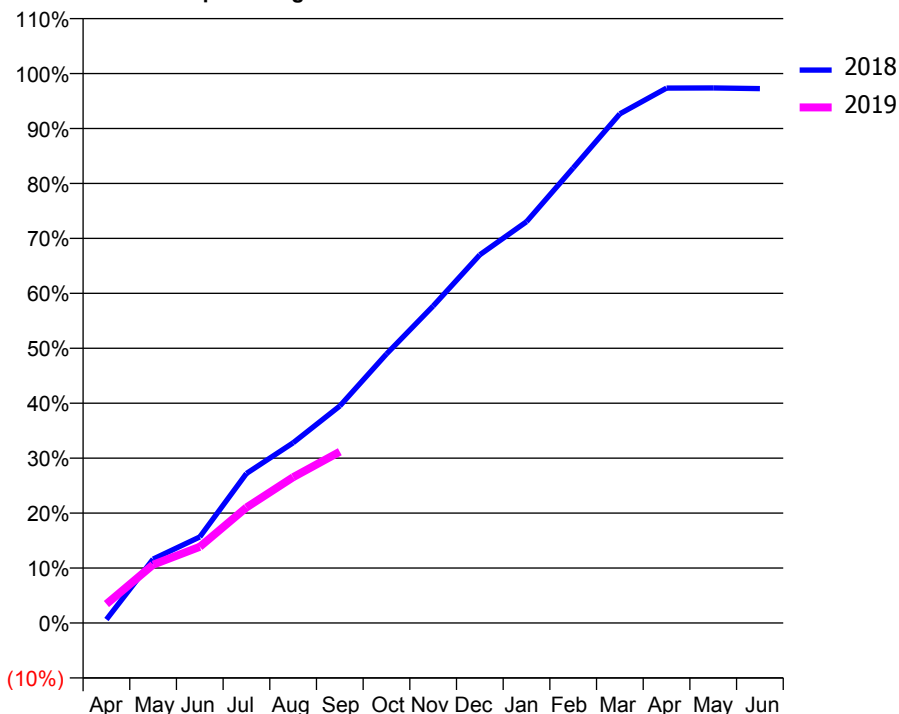
### ACCESS\*

Patients seen in 24 months	Total	Change since previous quarter
Quarter ending September 2017	6,834	
Quarter ending December 2017	6,952	→
Quarter ending March 2018	7,036	→
Quarter ending June 2018	6,883	↓
Quarter ending September 2018	6,749	↓
<b>Variance since September 2017</b>	<b>(1.2%)</b>	<b>↓</b>



### ACTIVITY

Cumulative percentage of contracted UDA delivered 2018 & 2019



Month	Adjusted Scheduled Activity (UDA)	
	2018	2019
April	146	783
May	2,627	2,398
June	3,538	3,131
July	6,149	4,751
August	7,412	5,997
September	8,924	7,043
October	11,059	
November	13,034	
December	15,142	
January	16,498	
February	18,707	
March	20,933	
April	21,990	
May	21,997	
June	21,970	

### QUALITY

	Quantity	Base Number	Contract	AT	Region	England
% of FP17s for the same patient ID Re-attending within 3 months - Children	62	865	7.2%	10.7%	11.4%	11.6%
% of FP17s for the same patient ID Re-attending within 3 months - Adults	306	2,053	14.9%	14.5%	15.0%	15.5%
% of FP17s for the same patient ID Re-attending between 3 & 9 months - Children	305	865	35.3%	58.0%	59.9%	58.8%
% of FP17s for the same patient ID Re-attending between 3 & 9 months - Adults	692	2,053	33.7%	48.8%	52.0%	51.1%
% of FP17s for Band 1 Urgent Courses	413	2,655	15.6%	8.7%	8.0%	9.0%
% of FP17s Relating to Free Repair or Replacements	44	2,655	1.7%	0.7%	0.8%	0.8%
% of FP17s Relating to Continuations	44	2,655	1.7%	0.8%	0.9%	0.9%
% of Patients satisfied with the dentistry they have received	1	1	N/A	94.2%	93.5%	93.3%
% of Patients satisfied with the time they had to wait for an appointment	1	1	N/A	87.2%	89.1%	88.9%

\* This is based on patients treated on this contract for their most recent course of treatment. Figures in italics indicate the base number of FP17s or Patient Questionnaire responses are less than 100. N/A is shown where the base number of responses is less than 10 during the period. % is calculated as Quantity/Base number\*100

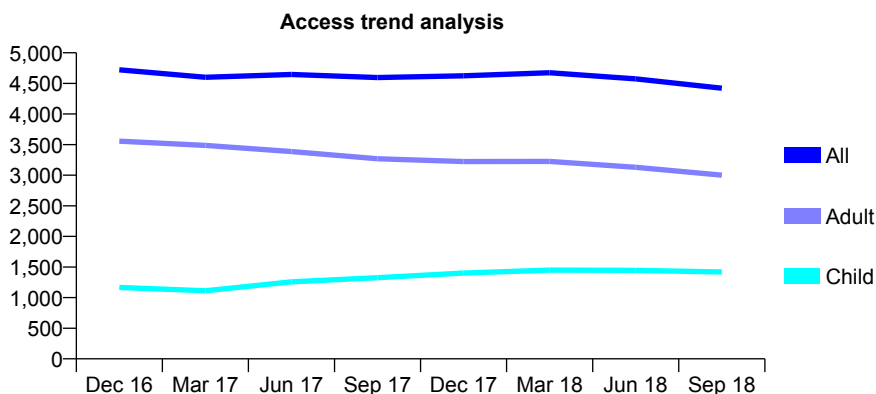
## Q58 - Vital Signs At a Glance Contract Report for 117846/0001 - September 2018

Name or company name	Woodview Dental Clinic
Contract type name	GDS Contract
Purpose of contract	General
Contract start date	01/04/2006
Contract end date	

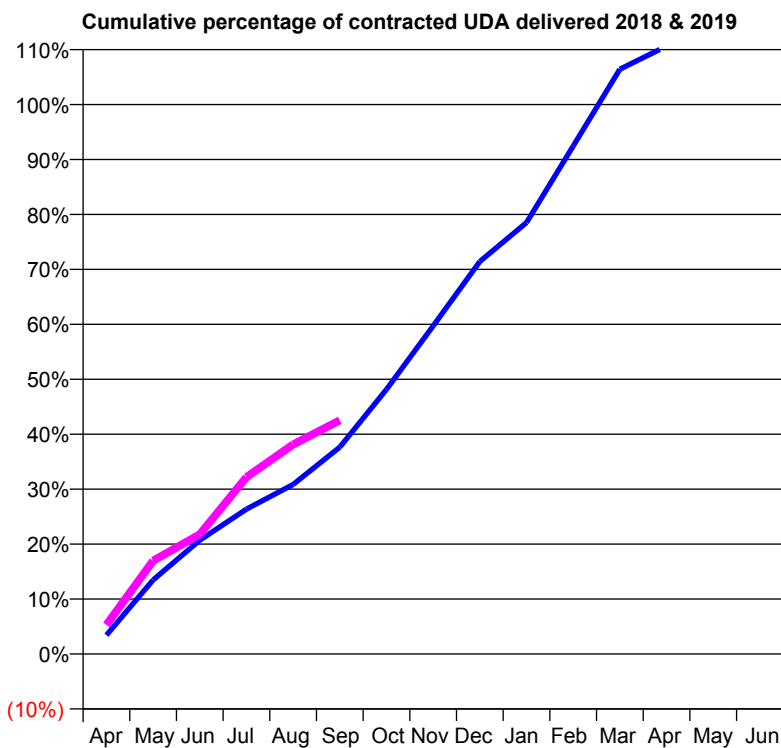
18/19 Contracted general activity (UDA)	9,943
Carry forward general activity (UDA)	0
18/19 Contracted orthodontic activity (UOA)	0
Carry forward orthodontic activity (UOA)	0
Baseline contract value	£265,152.96

### ACCESS\*

Patients seen in 24 months	Total	Change since previous quarter
Quarter ending September 2017	4,596	
Quarter ending December 2017	4,624	→
Quarter ending March 2018	4,675	→
Quarter ending June 2018	4,574	↓
Quarter ending September 2018	4,421	↓
<b>Variance since September 2017</b>	<b>(3.8%)</b>	<b>↓</b>



### ACTIVITY



Month	Adjusted Scheduled Activity (UDA)	
	2018	2019
April	340	528
May	1,340	1,687
June	2,059	2,166
July	2,622	3,200
August	3,068	3,793
September	3,744	4,229
October	4,787	
November	5,938	
December	7,102	
January	7,806	
February	9,191	
March	10,581	
April	10,999	
May	10,997	
June	11,021	

### QUALITY

	Quantity	Base Number	Contract	AT	Region	England
% of FP17s for the same patient ID Re-attending within 3 months - Children	74	877	8.4%	10.7%	11.4%	11.6%
% of FP17s for the same patient ID Re-attending within 3 months - Adults	256	1,762	14.5%	14.5%	15.0%	15.5%
% of FP17s for the same patient ID Re-attending between 3 & 9 months - Children	508	877	57.9%	58.0%	59.9%	58.8%
% of FP17s for the same patient ID Re-attending between 3 & 9 months - Adults	1,013	1,762	57.5%	48.8%	52.0%	51.1%
% of FP17s for Band 1 Urgent Courses	249	2,442	10.2%	8.7%	8.0%	9.0%
% of FP17s Relating to Free Repair or Replacements	20	2,442	0.8%	0.7%	0.8%	0.8%
% of FP17s Relating to Continuations	4	2,442	0.2%	0.8%	0.9%	0.9%
% of Patients satisfied with the dentistry they have received	0	0	N/A	94.2%	93.5%	93.3%
% of Patients satisfied with the time they had to wait for an appointment	0	0	N/A	87.2%	89.1%	88.9%

\* This is based on patients treated on this contract for their most recent course of treatment. Figures in italics indicate the base number of FP17s or Patient Questionnaire responses are less than 100. N/A is shown where the base number of responses is less than 10 during the period. % is calculated as Quantity/Base number\*100



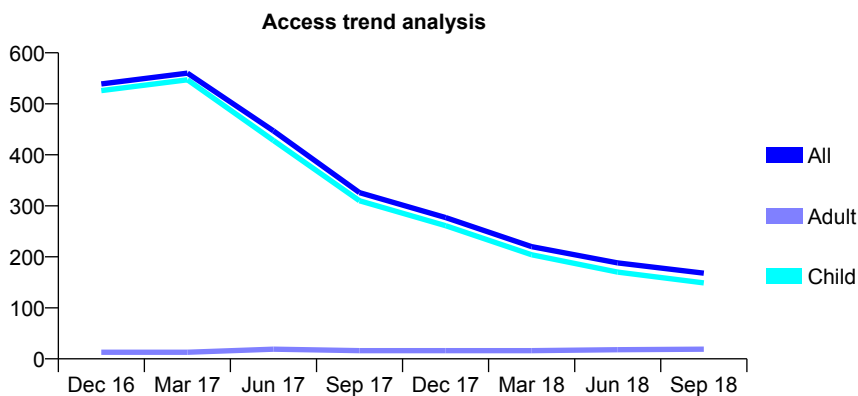
## Q58 - Vital Signs At a Glance Contract Report for 117846/0003 - September 2018

Name or company name	Woodview Dental Clinic
Contract type name	GDS Contract
Purpose of contract	General
Contract start date	01/04/2006
Contract end date	

18/19 Contracted general activity (UDA)	750
Carry forward general activity (UDA)	0
18/19 Contracted orthodontic activity (UOA)	0
Carry forward orthodontic activity (UOA)	0
Baseline contract value	£27,710.92

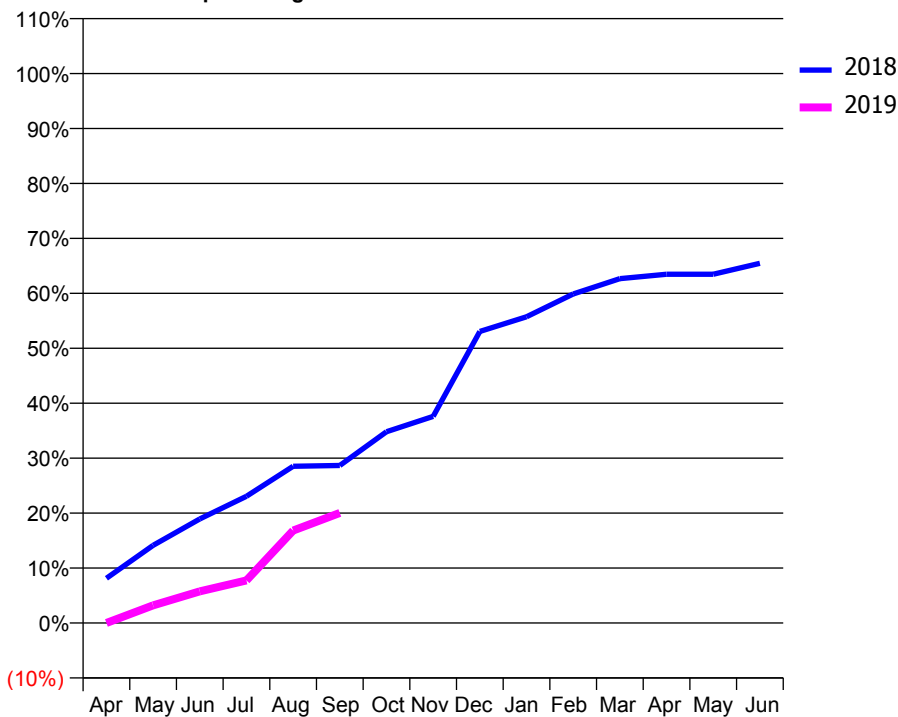
### ACCESS\*

Patients seen in 24 months	Total	Change since previous quarter
Quarter ending September 2017	326	
Quarter ending December 2017	277	↓
Quarter ending March 2018	220	↓
Quarter ending June 2018	188	↓
Quarter ending September 2018	168	↓
<b>Variance since September 2017</b>	<b>(48.5%)</b>	<b>↓</b>



### ACTIVITY

Cumulative percentage of contracted UDA delivered 2018 & 2019



Month	Adjusted Scheduled Activity (UDA)	
	2018	2019
April	61	0
May	106	24
June	142	43
July	173	58
August	214	126
September	215	150
October	261	
November	282	
December	398	
January	418	
February	449	
March	470	
April	476	
May	476	
June	491	

### QUALITY

	Quantity	Base Number	Contract	AT	Region	England
% of FP17s for the same patient ID Re-attending within 3 months - Children	6	68	8.8%	10.7%	11.4%	11.6%
% of FP17s for the same patient ID Re-attending within 3 months - Adults	0	2	0.0%	14.5%	15.0%	15.5%
% of FP17s for the same patient ID Re-attending between 3 & 9 months - Children	5	68	7.4%	58.0%	59.9%	58.8%
% of FP17s for the same patient ID Re-attending between 3 & 9 months - Adults	0	2	0.0%	48.8%	52.0%	51.1%
% of FP17s for Band 1 Urgent Courses	1	55	1.8%	8.7%	8.0%	9.0%
% of FP17s Relating to Free Repair or Replacements	0	55	0.0%	0.7%	0.8%	0.8%
% of FP17s Relating to Continuations	0	55	0.0%	0.8%	0.9%	0.9%
% of Patients satisfied with the dentistry they have received	0	0	N/A	94.2%	93.5%	93.3%
% of Patients satisfied with the time they had to wait for an appointment	0	0	N/A	87.2%	89.1%	88.9%

\* This is based on patients treated on this contract for their most recent course of treatment. Figures in italics indicate the base number of FP17s or Patient Questionnaire responses are less than 100. N/A is shown where the base number of responses is less than 10 during the period. % is calculated as Quantity/Base number\*100

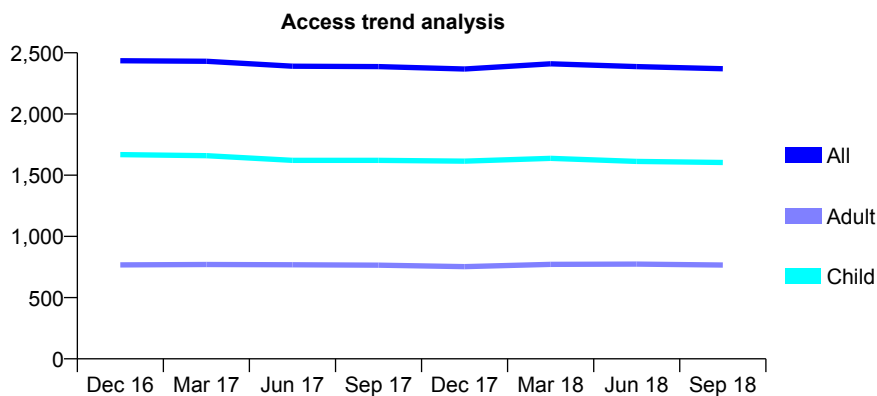
## Q58 - Vital Signs At a Glance Contract Report for 118354/0001 - September 2018

Name or company name	King's Road Dental Practice Ltd
Contract type name	GDS Contract
Purpose of contract	General
Contract start date	01/04/2010
Contract end date	

18/19 Contracted general activity (UDA)	4,360
Carry forward general activity (UDA)	0
18/19 Contracted orthodontic activity (UOA)	0
Carry forward orthodontic activity (UOA)	0
Baseline contract value	£101,196.23

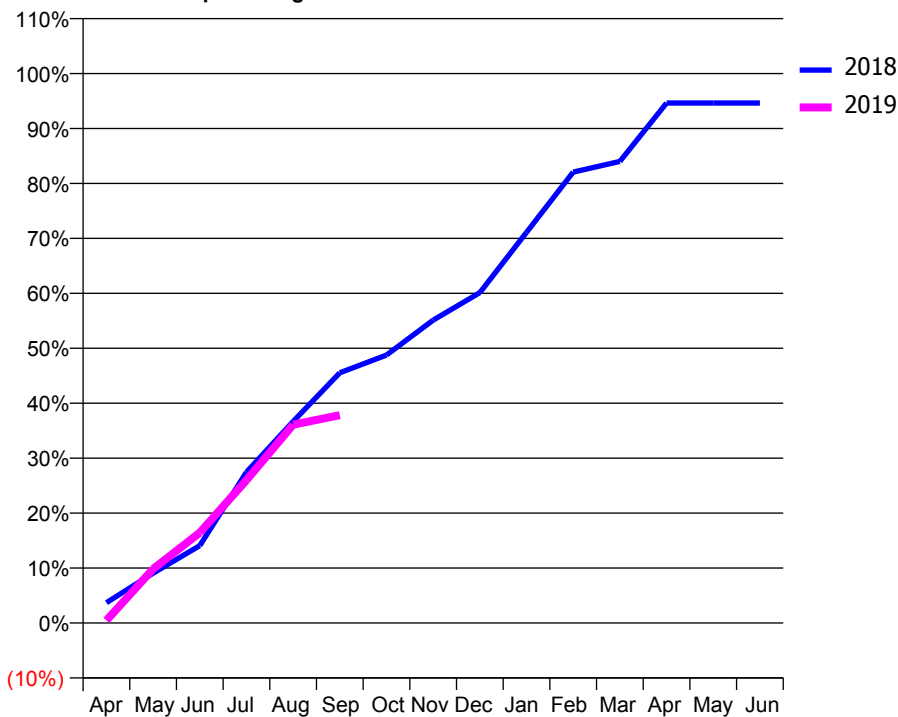
### ACCESS\*

Patients seen in 24 months	Total	Change since previous quarter
Quarter ending September 2017	2,387	
Quarter ending December 2017	2,368	→
Quarter ending March 2018	2,410	→
Quarter ending June 2018	2,387	→
Quarter ending September 2018	2,370	→
<b>Variance since September 2017</b>	<b>(0.7%)</b>	<b>→</b>



### ACTIVITY

Cumulative percentage of contracted UDA delivered 2018 & 2019



Month	Adjusted Scheduled Activity (UDA)	
	2018	2019
April	161	21
May	395	429
June	614	717
July	1,197	1,133
August	1,599	1,574
September	1,985	1,649
October	2,126	
November	2,404	
December	2,621	
January	3,099	
February	3,578	
March	3,663	
April	4,126	
May	4,126	
June	4,126	

### QUALITY

	Quantity	Base Number	Contract	AT	Region	England
% of FP17s for the same patient ID Re-attending within 3 months - Children	61	1,176	5.2%	10.7%	11.4%	11.6%
% of FP17s for the same patient ID Re-attending within 3 months - Adults	26	356	7.3%	14.5%	15.0%	15.5%
% of FP17s for the same patient ID Re-attending between 3 & 9 months - Children	616	1,176	52.4%	58.0%	59.9%	58.8%
% of FP17s for the same patient ID Re-attending between 3 & 9 months - Adults	158	356	44.4%	48.8%	52.0%	51.1%
% of FP17s for Band 1 Urgent Courses	40	1,201	3.3%	8.7%	8.0%	9.0%
% of FP17s Relating to Free Repair or Replacements	0	1,201	0.0%	0.7%	0.8%	0.8%
% of FP17s Relating to Continuations	1	1,201	0.1%	0.8%	0.9%	0.9%
% of Patients satisfied with the dentistry they have received	0	0	N/A	94.2%	93.5%	93.3%
% of Patients satisfied with the time they had to wait for an appointment	0	0	N/A	87.2%	89.1%	88.9%

\* This is based on patients treated on this contract for their most recent course of treatment. Figures in italics indicate the base number of FP17s or Patient Questionnaire responses are less than 100. N/A is shown where the base number of responses is less than 10 during the period. % is calculated as Quantity/Base number\*100

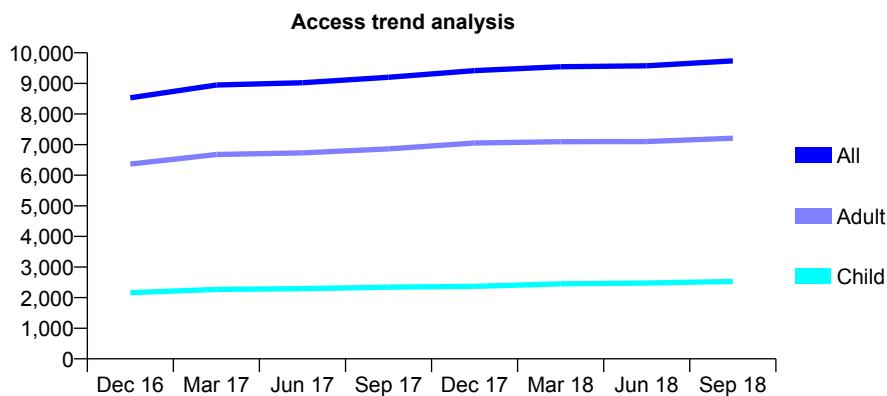
## Q58 - Vital Signs At a Glance Contract Report for 118702/0001 - September 2018

Name or company name	Hertford Dental Care
Contract type name	GDS Contract
Purpose of contract	General
Contract start date	01/04/2008
Contract end date	

18/19 Contracted general activity (UDA)	21,000
Carry forward general activity (UDA)	0
18/19 Contracted orthodontic activity (UOA)	0
Carry forward orthodontic activity (UOA)	0
Baseline contract value	£486,785.17

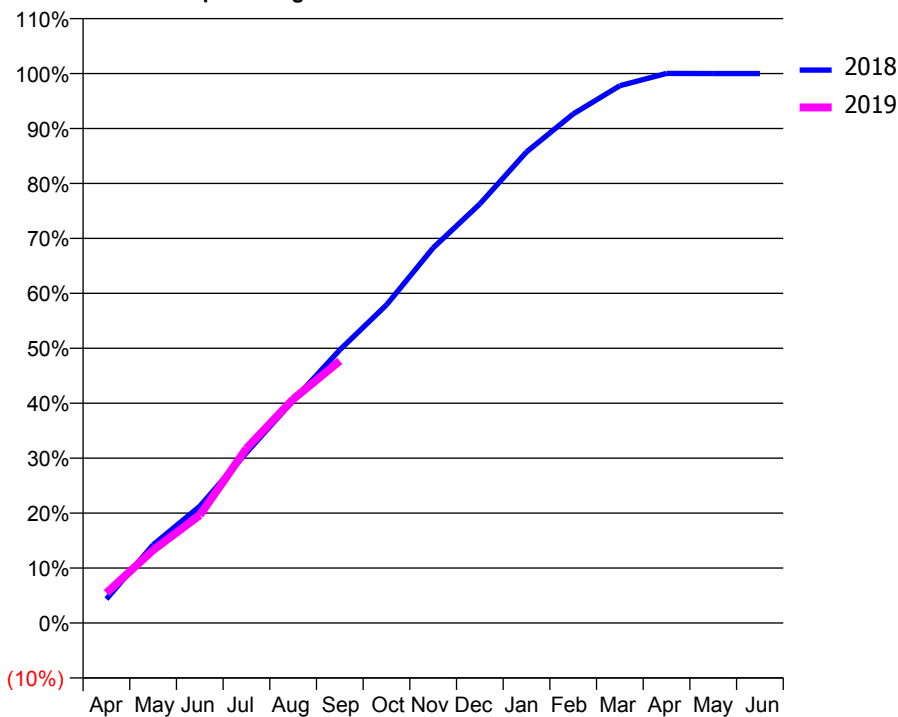
### ACCESS\*

Patients seen in 24 months	Total	Change since previous quarter
Quarter ending September 2017	9,201	
Quarter ending December 2017	9,420	↑
Quarter ending March 2018	9,543	→
Quarter ending June 2018	9,574	→
Quarter ending September 2018	9,737	→
<b>Variance since September 2017</b>	<b>5.8%</b>	<b>↑</b>



### ACTIVITY

Cumulative percentage of contracted UDA delivered 2018 & 2019



Month	Adjusted Scheduled Activity (UDA)	
	2018	2019
April	913	1,150
May	2,988	2,784
June	4,464	4,119
July	6,509	6,674
August	8,499	8,554
September	10,437	10,019
October	12,155	
November	14,336	
December	16,016	
January	18,001	
February	19,457	
March	20,537	
April	21,003	
May	20,996	
June	20,997	

### QUALITY

	Quantity	Base Number	Contract	AT	Region	England
% of FP17s for the same patient ID Re-attending within 3 months - Children	126	2,043	6.2%	10.7%	11.4%	11.6%
% of FP17s for the same patient ID Re-attending within 3 months - Adults	511	4,972	10.3%	14.5%	15.0%	15.5%
% of FP17s for the same patient ID Re-attending between 3 & 9 months - Children	1,404	2,043	68.7%	58.0%	59.9%	58.8%
% of FP17s for the same patient ID Re-attending between 3 & 9 months - Adults	2,719	4,972	54.7%	48.8%	52.0%	51.1%
% of FP17s for Band 1 Urgent Courses	585	6,713	8.7%	8.7%	8.0%	9.0%
% of FP17s Relating to Free Repair or Replacements	15	6,713	0.2%	0.7%	0.8%	0.8%
% of FP17s Relating to Continuations	6	6,713	0.1%	0.8%	0.9%	0.9%
% of Patients satisfied with the dentistry they have received	5	6	N/A	94.2%	93.5%	93.3%
% of Patients satisfied with the time they had to wait for an appointment	6	6	N/A	87.2%	89.1%	88.9%

\* This is based on patients treated on this contract for their most recent course of treatment. Figures in italics indicate the base number of FP17s or Patient Questionnaire responses are less than 100. N/A is shown where the base number of responses is less than 10 during the period. % is calculated as Quantity/Base number\*100

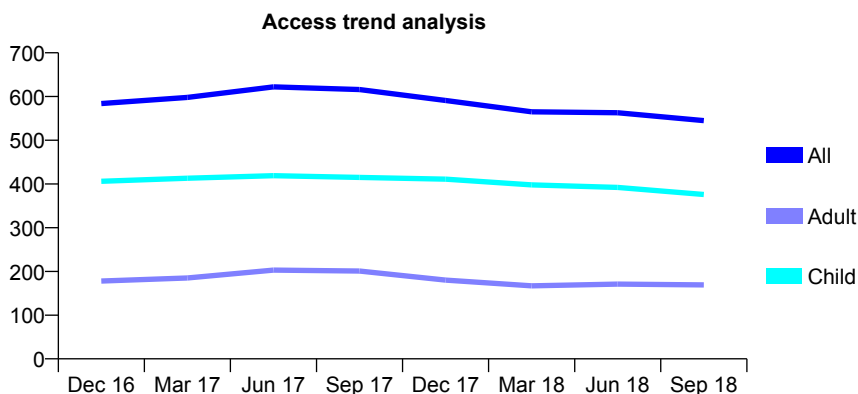
## Q58 - Vital Signs At a Glance Contract Report for 118893/0001 - September 2018

Name or company name	The Dental Surgery
Contract type name	GDS Contract
Purpose of contract	General
Contract start date	30/06/2015
Contract end date	

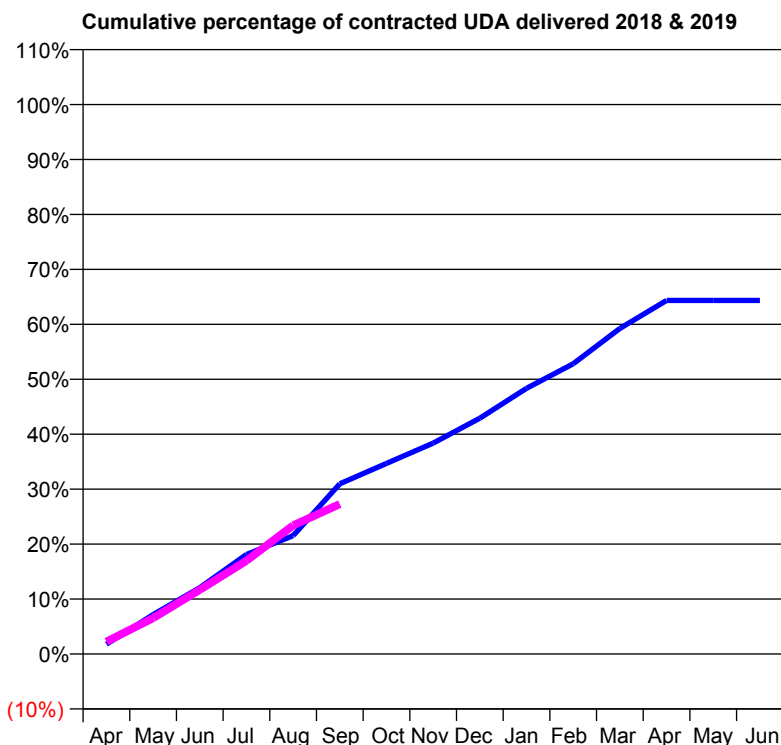
18/19 Contracted general activity (UDA)	1,800
Carry forward general activity (UDA)	0
18/19 Contracted orthodontic activity (UOA)	0
Carry forward orthodontic activity (UOA)	0
Baseline contract value	£43,259.50

### ACCESS\*

Patients seen in 24 months	Total	Change since previous quarter
Quarter ending September 2017	616	
Quarter ending December 2017	591	↓
Quarter ending March 2018	565	↓
Quarter ending June 2018	563	→
Quarter ending September 2018	545	↓
<b>Variance since September 2017</b>	<b>(11.5%)</b>	<b>↓</b>



### ACTIVITY



Month	Adjusted Scheduled Activity (UDA)	
	2018	2019
April	32	40
May	129	118
June	217	210
July	326	306
August	388	421
September	558	491
October	624	
November	691	
December	772	
January	870	
February	951	
March	1,066	
April	1,158	
May	1,158	
June	1,158	

### QUALITY

	Quantity	Base Number	Contract	AT	Region	England
% of FP17s for the same patient ID Re-attending within 3 months - Children	20	305	6.6%	10.7%	11.4%	11.6%
% of FP17s for the same patient ID Re-attending within 3 months - Adults	6	79	7.6%	14.5%	15.0%	15.5%
% of FP17s for the same patient ID Re-attending between 3 & 9 months - Children	194	305	63.6%	58.0%	59.9%	58.8%
% of FP17s for the same patient ID Re-attending between 3 & 9 months - Adults	42	79	53.2%	48.8%	52.0%	51.1%
% of FP17s for Band 1 Urgent Courses	12	332	3.6%	8.7%	8.0%	9.0%
% of FP17s Relating to Free Repair or Replacements	0	332	0.0%	0.7%	0.8%	0.8%
% of FP17s Relating to Continuations	2	332	0.6%	0.8%	0.9%	0.9%
% of Patients satisfied with the dentistry they have received	0	0	N/A	94.2%	93.5%	93.3%
% of Patients satisfied with the time they had to wait for an appointment	0	0	N/A	87.2%	89.1%	88.9%

\* This is based on patients treated on this contract for their most recent course of treatment. Figures in italics indicate the base number of FP17s or Patient Questionnaire responses are less than 100. N/A is shown where the base number of responses is less than 10 during the period. % is calculated as Quantity/Base number\*100

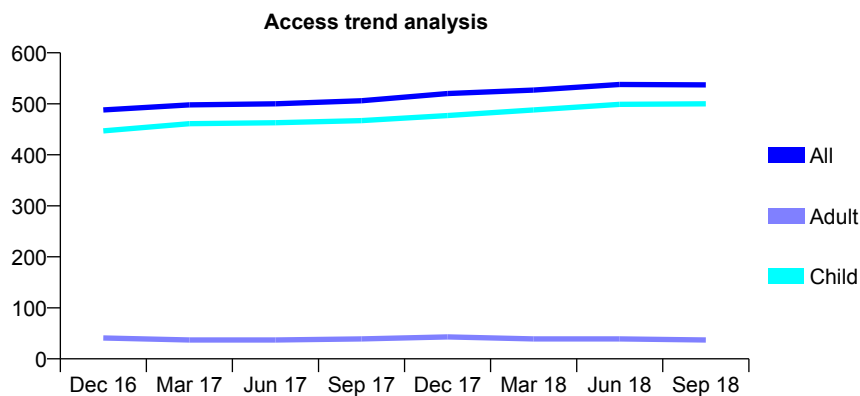
## Q58 - Vital Signs At a Glance Contract Report for 118982/0001 - September 2018

Name or company name	St Peter's Lodge Dental Practice
Contract type name	GDS Contract
Purpose of contract	General
Contract start date	01/08/2010
Contract end date	

18/19 Contracted general activity (UDA)	810
Carry forward general activity (UDA)	0
18/19 Contracted orthodontic activity (UOA)	0
Carry forward orthodontic activity (UOA)	0
Baseline contract value	£17,853.87

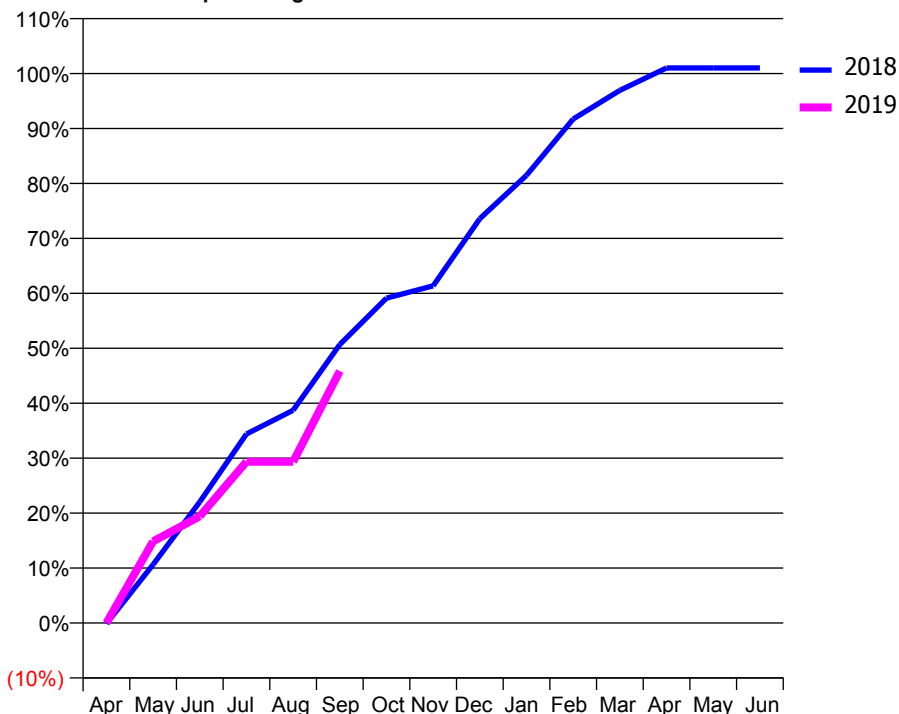
### ACCESS\*

Patients seen in 24 months	Total	Change since previous quarter
Quarter ending September 2017	506	
Quarter ending December 2017	520	↑
Quarter ending March 2018	527	→
Quarter ending June 2018	538	↑
Quarter ending September 2018	537	→
<b>Variance since September 2017</b>	<b>6.1%</b>	<b>↑</b>



### ACTIVITY

Cumulative percentage of contracted UDA delivered 2018 & 2019



Month	Adjusted Scheduled Activity (UDA)	
	2018	2019
April	-1	0
May	86	120
June	179	157
July	279	238
August	314	238
September	411	371
October	479	
November	497	
December	596	
January	660	
February	743	
March	785	
April	818	
May	818	
June	818	

### QUALITY

	Quantity	Base Number	Contract	AT	Region	England
% of FP17s for the same patient ID Re-attending within 3 months - Children	7	345	2.0%	10.7%	11.4%	11.6%
% of FP17s for the same patient ID Re-attending within 3 months - Adults	0	11	0.0%	14.5%	15.0%	15.5%
% of FP17s for the same patient ID Re-attending between 3 & 9 months - Children	206	345	59.7%	58.0%	59.9%	58.8%
% of FP17s for the same patient ID Re-attending between 3 & 9 months - Adults	5	11	45.5%	48.8%	52.0%	51.1%
% of FP17s for Band 1 Urgent Courses	7	330	2.1%	8.7%	8.0%	9.0%
% of FP17s Relating to Free Repair or Replacements	0	330	0.0%	0.7%	0.8%	0.8%
% of FP17s Relating to Continuations	0	330	0.0%	0.8%	0.9%	0.9%
% of Patients satisfied with the dentistry they have received	1	1	N/A	94.2%	93.5%	93.3%
% of Patients satisfied with the time they had to wait for an appointment	1	1	N/A	87.2%	89.1%	88.9%

\* This is based on patients treated on this contract for their most recent course of treatment. Figures in italics indicate the base number of FP17s or Patient Questionnaire responses are less than 100. N/A is shown where the base number of responses is less than 10 during the period. % is calculated as Quantity/Base number\*100

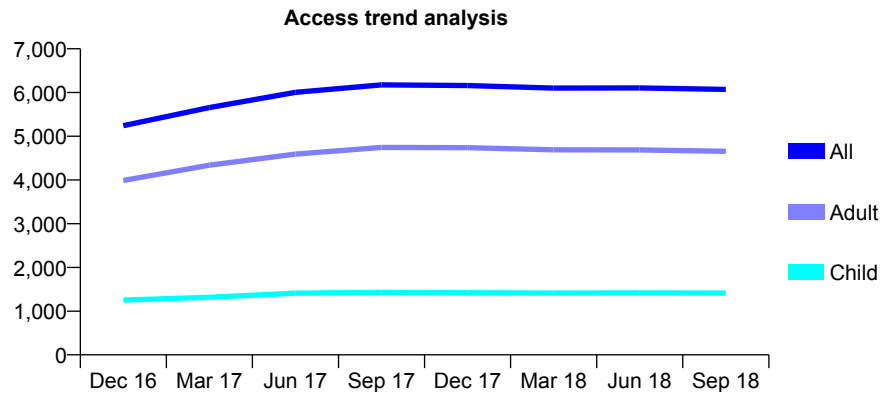
## Q58 - Vital Signs At a Glance Contract Report for 120480/0001 - September 2018

Name or company name	Park View Dental Care
Contract type name	GDS Contract
Purpose of contract	General
Contract start date	01/08/2015
Contract end date	

18/19 Contracted general activity (UDA)	19,576
Carry forward general activity (UDA)	0
18/19 Contracted orthodontic activity (UOA)	0
Carry forward orthodontic activity (UOA)	0
Baseline contract value	£505,945.86

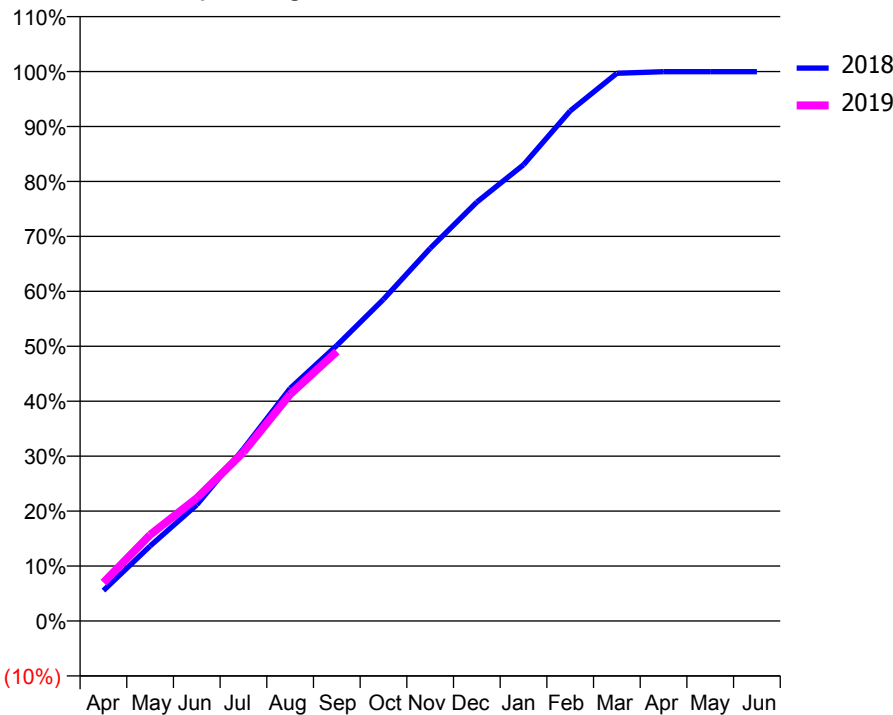
### ACCESS\*

Patients seen in 24 months	Total	Change since previous quarter
Quarter ending September 2017	6,174	
Quarter ending December 2017	6,159	→
Quarter ending March 2018	6,103	→
Quarter ending June 2018	6,104	→
Quarter ending September 2018	6,070	→
<b>Variance since September 2017</b>	<b>(1.7%)</b>	<b>↓</b>



### ACTIVITY

**Cumulative percentage of contracted UDA delivered 2018 & 2019**



Month	Adjusted Scheduled Activity (UDA)	
	2018	2019
April	1,087	1,372
May	2,674	3,073
June	4,141	4,378
July	6,138	6,017
August	8,289	8,076
September	9,818	9,603
October	11,460	
November	13,277	
December	14,925	
January	16,253	
February	18,171	
March	19,514	
April	19,569	
May	19,570	
June	19,571	

### QUALITY

	Quantity	Base Number	Contract	AT	Region	England
% of FP17s for the same patient ID Re-attending within 3 months - Children	86	1,064	8.1%	10.7%	11.4%	11.6%
% of FP17s for the same patient ID Re-attending within 3 months - Adults	484	3,094	15.6%	14.5%	15.0%	15.5%
% of FP17s for the same patient ID Re-attending between 3 & 9 months - Children	574	1,064	53.9%	58.0%	59.9%	58.8%
% of FP17s for the same patient ID Re-attending between 3 & 9 months - Adults	1,548	3,094	50.0%	48.8%	52.0%	51.1%
% of FP17s for Band 1 Urgent Courses	467	4,127	11.3%	8.7%	8.0%	9.0%
% of FP17s Relating to Free Repair or Replacements	35	4,127	0.8%	0.7%	0.8%	0.8%
% of FP17s Relating to Continuations	60	4,127	1.5%	0.8%	0.9%	0.9%
% of Patients satisfied with the dentistry they have received	7	7	N/A	94.2%	93.5%	93.3%
% of Patients satisfied with the time they had to wait for an appointment	3	7	N/A	87.2%	89.1%	88.9%

\* This is based on patients treated on this contract for their most recent course of treatment. Figures in italics indicate the base number of FP17s or Patient Questionnaire responses are less than 100. N/A is shown where the base number of responses is less than 10 during the period. % is calculated as Quantity/Base number\*100

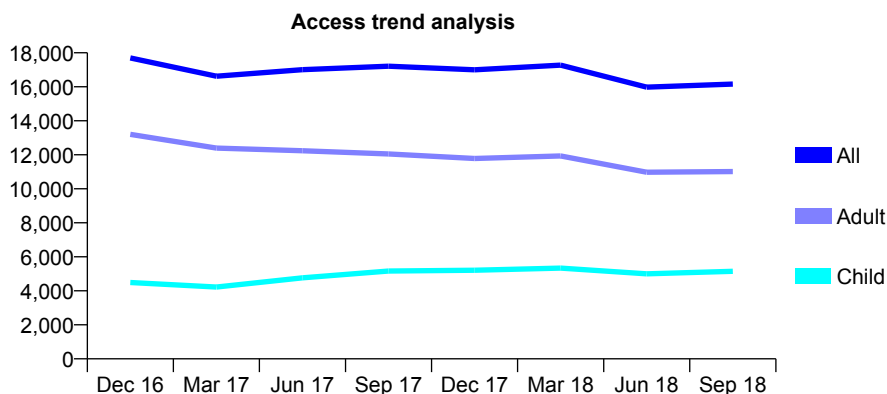
## Q58 - Vital Signs At a Glance Contract Report for 121096/0001 - September 2018

Name or company name	Luton Centre Limited
Contract type name	GDS Contract
Purpose of contract	General
Contract start date	01/12/2007
Contract end date	

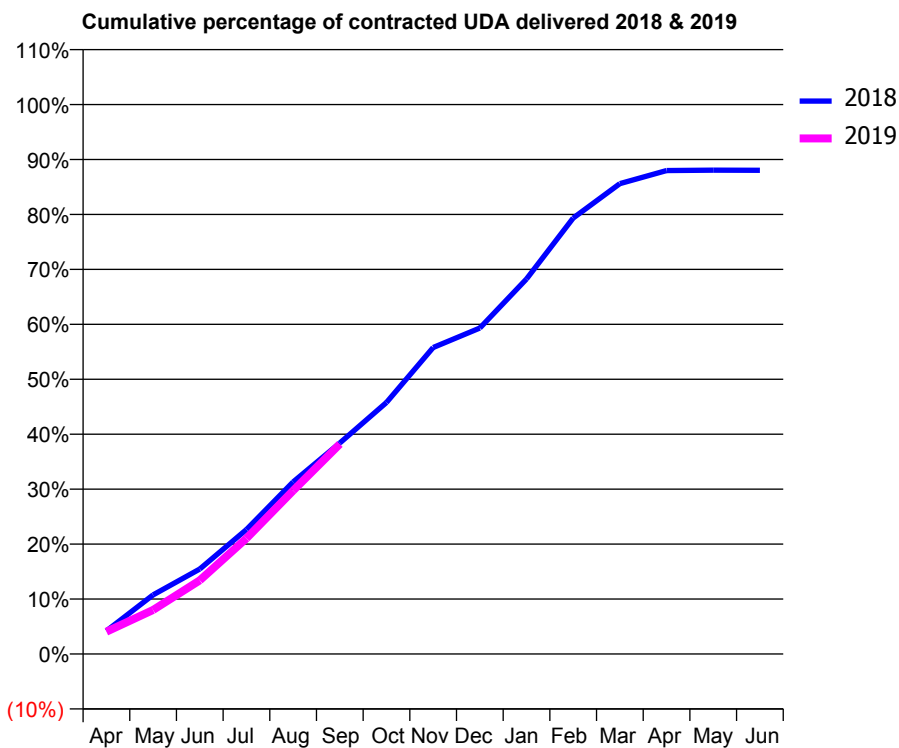
18/19 Contracted general activity (UDA)	47,677
Carry forward general activity (UDA)	0
18/19 Contracted orthodontic activity (UOA)	0
Carry forward orthodontic activity (UOA)	0
Baseline contract value	£1,359,241.72

### ACCESS\*

Patients seen in 24 months	Total	Change since previous quarter
Quarter ending September 2017	17,209	
Quarter ending December 2017	16,998	↓
Quarter ending March 2018	17,272	→
Quarter ending June 2018	15,978	↓
Quarter ending September 2018	16,163	→
<b>Variance since September 2017</b>	<b>(6.1%)</b>	<b>↓</b>



### ACTIVITY



Month	Adjusted Scheduled Activity (UDA)	
	2018	2019
April	2,007	1,934
May	5,130	3,829
June	7,374	6,387
July	10,798	10,032
August	14,927	14,182
September	18,313	18,215
October	21,824	
November	26,596	
December	28,284	
January	32,535	
February	37,822	
March	40,816	
April	41,950	
May	41,978	
June	41,974	

### QUALITY

	Quantity	Base Number	Contract	AT	Region	England
% of FP17s for the same patient ID Re-attending within 3 months - Children	167	3,670	4.6%	10.7%	11.4%	11.6%
% of FP17s for the same patient ID Re-attending within 3 months - Adults	410	5,534	7.4%	14.5%	15.0%	15.5%
% of FP17s for the same patient ID Re-attending between 3 & 9 months - Children	2,177	3,670	59.3%	58.0%	59.9%	58.8%
% of FP17s for the same patient ID Re-attending between 3 & 9 months - Adults	2,422	5,534	43.8%	48.8%	52.0%	51.1%
% of FP17s for Band 1 Urgent Courses	468	8,768	5.3%	8.7%	8.0%	9.0%
% of FP17s Relating to Free Repair or Replacements	44	8,768	0.5%	0.7%	0.8%	0.8%
% of FP17s Relating to Continuations	32	8,768	0.4%	0.8%	0.9%	0.9%
% of Patients satisfied with the dentistry they have received	3	3	N/A	94.2%	93.5%	93.3%
% of Patients satisfied with the time they had to wait for an appointment	2	3	N/A	87.2%	89.1%	88.9%

\* This is based on patients treated on this contract for their most recent course of treatment. Figures in italics indicate the base number of FP17s or Patient Questionnaire responses are less than 100. N/A is shown where the base number of responses is less than 10 during the period. % is calculated as Quantity/Base number\*100

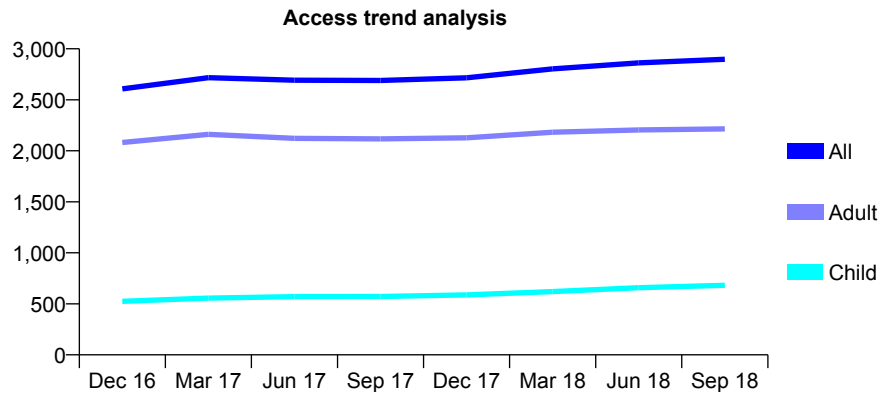
## Q58 - Vital Signs At a Glance Contract Report for 121339/0001 - September 2018

Name or company name	Mr and Mrs Desai
Contract type name	GDS Contract
Purpose of contract	General
Contract start date	01/02/2013
Contract end date	

18/19 Contracted general activity (UDA)	6,300
Carry forward general activity (UDA)	0
18/19 Contracted orthodontic activity (UOA)	0
Carry forward orthodontic activity (UOA)	0
Baseline contract value	£141,520.37

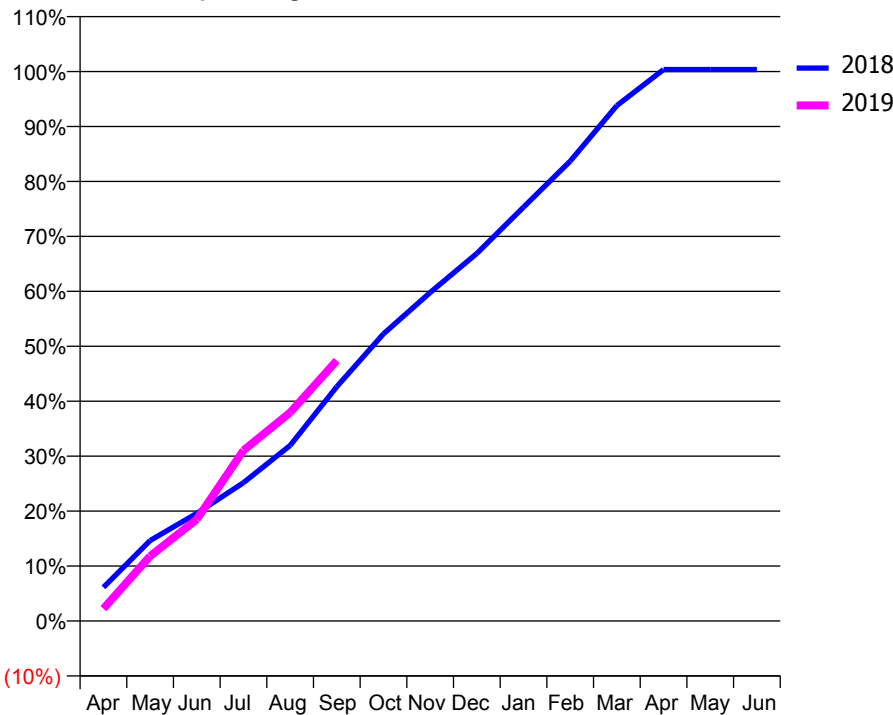
### ACCESS\*

Patients seen in 24 months	Total	Change since previous quarter
Quarter ending September 2017	2,689	
Quarter ending December 2017	2,716	→
Quarter ending March 2018	2,803	↑
Quarter ending June 2018	2,862	↑
Quarter ending September 2018	2,897	→
<b>Variance since September 2017</b>	<b>7.7%</b>	<b>↑</b>



### ACTIVITY

Cumulative percentage of contracted UDA delivered 2018 & 2019



Month	Adjusted Scheduled Activity (UDA)	
	2018	2019
April	387	141
May	923	744
June	1,235	1,166
July	1,586	1,956
August	2,013	2,391
September	2,686	2,987
October	3,292	
November	3,766	
December	4,215	
January	4,745	
February	5,273	
March	5,909	
April	6,322	
May	6,322	
June	6,322	

### QUALITY

	Quantity	Base Number	Contract	AT	Region	England
% of FP17s for the same patient ID Re-attending within 3 months - Children	5	433	1.2%	10.7%	11.4%	11.6%
% of FP17s for the same patient ID Re-attending within 3 months - Adults	101	1,328	7.6%	14.5%	15.0%	15.5%
% of FP17s for the same patient ID Re-attending between 3 & 9 months - Children	209	433	48.3%	58.0%	59.9%	58.8%
% of FP17s for the same patient ID Re-attending between 3 & 9 months - Adults	579	1,328	43.6%	48.8%	52.0%	51.1%
% of FP17s for Band 1 Urgent Courses	10	1,555	0.6%	8.7%	8.0%	9.0%
% of FP17s Relating to Free Repair or Replacements	5	1,555	0.3%	0.7%	0.8%	0.8%
% of FP17s Relating to Continuations	11	1,555	0.7%	0.8%	0.9%	0.9%
% of Patients satisfied with the dentistry they have received	1	1	N/A	94.2%	93.5%	93.3%
% of Patients satisfied with the time they had to wait for an appointment	1	1	N/A	87.2%	89.1%	88.9%

\* This is based on patients treated on this contract for their most recent course of treatment. Figures in italics indicate the base number of FP17s or Patient Questionnaire responses are less than 100. N/A is shown where the base number of responses is less than 10 during the period. % is calculated as Quantity/Base number\*100



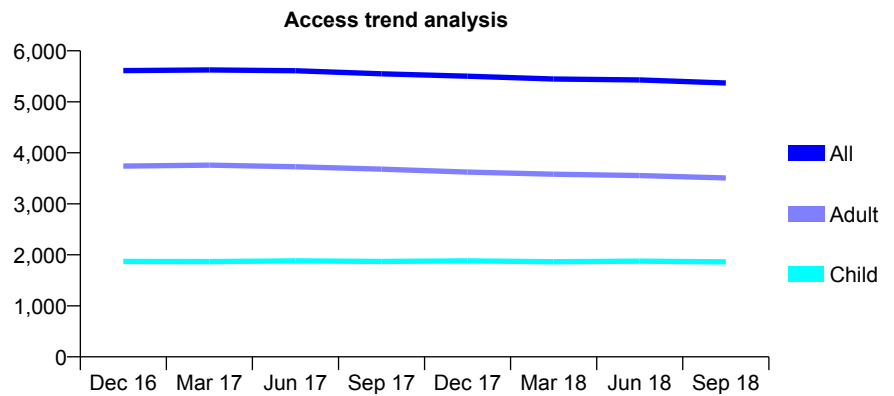
## Q58 - Vital Signs At a Glance Contract Report for 122114/0001 - September 2018

Name or company name	Hudson's Dental Care
Contract type name	GDS Contract
Purpose of contract	General
Contract start date	01/01/2015
Contract end date	

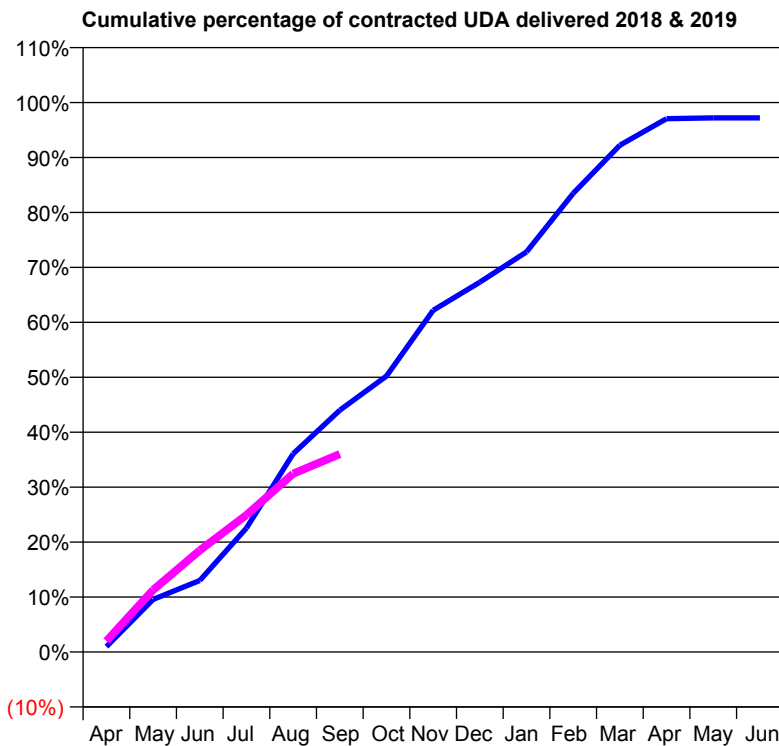
18/19 Contracted general activity (UDA)	12,720
Carry forward general activity (UDA)	0
18/19 Contracted orthodontic activity (UOA)	0
Carry forward orthodontic activity (UOA)	0
Baseline contract value	£270,792.04

### ACCESS\*

Patients seen in 24 months	Total	Change since previous quarter
Quarter ending September 2017	5,550	
Quarter ending December 2017	5,503	→
Quarter ending March 2018	5,446	↓
Quarter ending June 2018	5,430	→
Quarter ending September 2018	5,368	↓
<b>Variance since September 2017</b>	<b>(3.3%)</b>	<b>↓</b>



### ACTIVITY



Month	Adjusted Scheduled Activity (UDA)	
	2018	2019
April	126	256
May	1,218	1,438
June	1,657	2,354
July	2,868	3,171
August	4,587	4,129
September	5,598	4,584
October	6,389	
November	7,911	
December	8,561	
January	9,263	
February	10,615	
March	11,731	
April	12,346	
May	12,365	
June	12,365	

### QUALITY

	Quantity	Base Number	Contract	AT	Region	England
% of FP17s for the same patient ID Re-attending within 3 months - Children	90	1,182	7.6%	10.7%	11.4%	11.6%
% of FP17s for the same patient ID Re-attending within 3 months - Adults	273	1,917	14.2%	14.5%	15.0%	15.5%
% of FP17s for the same patient ID Re-attending between 3 & 9 months - Children	630	1,182	53.3%	58.0%	59.9%	58.8%
% of FP17s for the same patient ID Re-attending between 3 & 9 months - Adults	925	1,917	48.3%	48.8%	52.0%	51.1%
% of FP17s for Band 1 Urgent Courses	243	2,780	8.7%	8.7%	8.0%	9.0%
% of FP17s Relating to Free Repair or Replacements	19	2,780	0.7%	0.7%	0.8%	0.8%
% of FP17s Relating to Continuations	51	2,780	1.8%	0.8%	0.9%	0.9%
% of Patients satisfied with the dentistry they have received	2	2	N/A	94.2%	93.5%	93.3%
% of Patients satisfied with the time they had to wait for an appointment	1	2	N/A	87.2%	89.1%	88.9%

\* This is based on patients treated on this contract for their most recent course of treatment. Figures in italics indicate the base number of FP17s or Patient Questionnaire responses are less than 100. N/A is shown where the base number of responses is less than 10 during the period. % is calculated as Quantity/Base number\*100

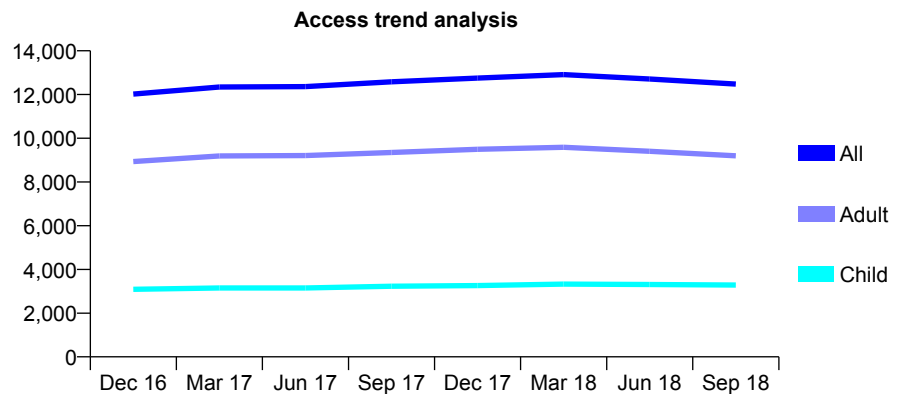
## Q58 - Vital Signs At a Glance Contract Report for 122378/0001 - September 2018

Name or company name	Mr A Pangotra & Dr P Taneja
Contract type name	GDS Contract
Purpose of contract	General
Contract start date	01/04/2014
Contract end date	

18/19 Contracted general activity (UDA)	41,404
Carry forward general activity (UDA)	0
18/19 Contracted orthodontic activity (UOA)	0
Carry forward orthodontic activity (UOA)	0
Baseline contract value	£1,128,866.74

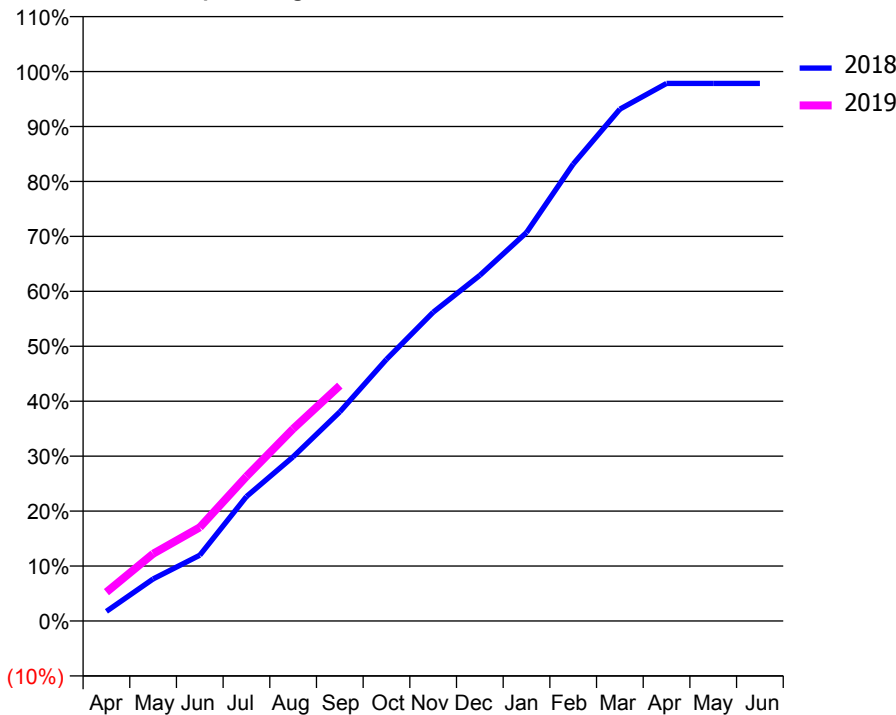
### ACCESS\*

Patients seen in 24 months	Total	Change since previous quarter
Quarter ending September 2017	12,581	
Quarter ending December 2017	12,755	→
Quarter ending March 2018	12,914	→
Quarter ending June 2018	12,709	↓
Quarter ending September 2018	12,481	↓
<b>Variance since September 2017</b>	<b>(0.8%)</b>	→



### ACTIVITY

Cumulative percentage of contracted UDA delivered 2018 & 2019



Month	Adjusted Scheduled Activity (UDA)	
	2018	2019
April	731	2,177
May	3,168	5,067
June	4,958	7,058
July	9,376	10,892
August	12,369	14,488
September	15,757	17,739
October	19,721	
November	23,267	
December	26,046	
January	29,273	
February	34,432	
March	38,569	
April	40,503	
May	40,504	
June	40,506	

### QUALITY

	Quantity	Base Number	Contract	AT	Region	England
% of FP17s for the same patient ID Re-attending within 3 months - Children	173	2,462	7.0%	10.7%	11.4%	11.6%
% of FP17s for the same patient ID Re-attending within 3 months - Adults	801	5,506	14.5%	14.5%	15.0%	15.5%
% of FP17s for the same patient ID Re-attending between 3 & 9 months - Children	1,629	2,462	66.2%	58.0%	59.9%	58.8%
% of FP17s for the same patient ID Re-attending between 3 & 9 months - Adults	2,926	5,506	53.1%	48.8%	52.0%	51.1%
% of FP17s for Band 1 Urgent Courses	860	7,315	11.8%	8.7%	8.0%	9.0%
% of FP17s Relating to Free Repair or Replacements	17	7,315	0.2%	0.7%	0.8%	0.8%
% of FP17s Relating to Continuations	81	7,315	1.1%	0.8%	0.9%	0.9%
% of Patients satisfied with the dentistry they have received	6	6	N/A	94.2%	93.5%	93.3%
% of Patients satisfied with the time they had to wait for an appointment	6	6	N/A	87.2%	89.1%	88.9%

\* This is based on patients treated on this contract for their most recent course of treatment. Figures in italics indicate the base number of FP17s or Patient Questionnaire responses are less than 100. N/A is shown where the base number of responses is less than 10 during the period. % is calculated as Quantity/Base number\*100

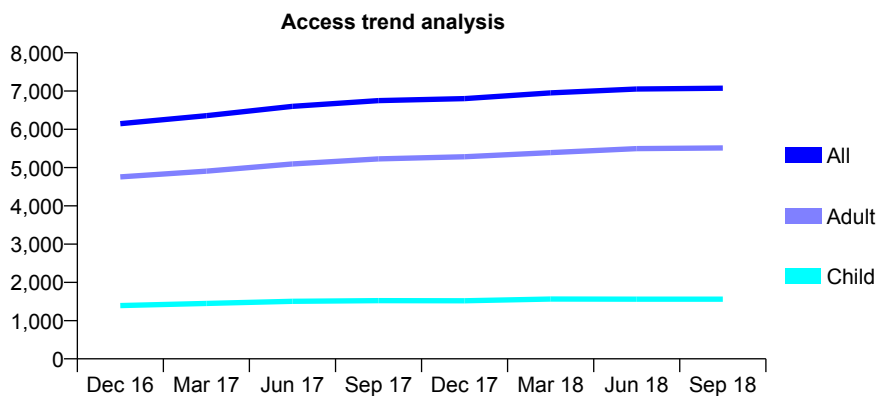
## Q58 - Vital Signs At a Glance Contract Report for 124311/0001 - September 2018

Name or company name	Victoria Promenade Dental Practice
Contract type name	GDS Contract
Purpose of contract	General
Contract start date	01/04/2006
Contract end date	

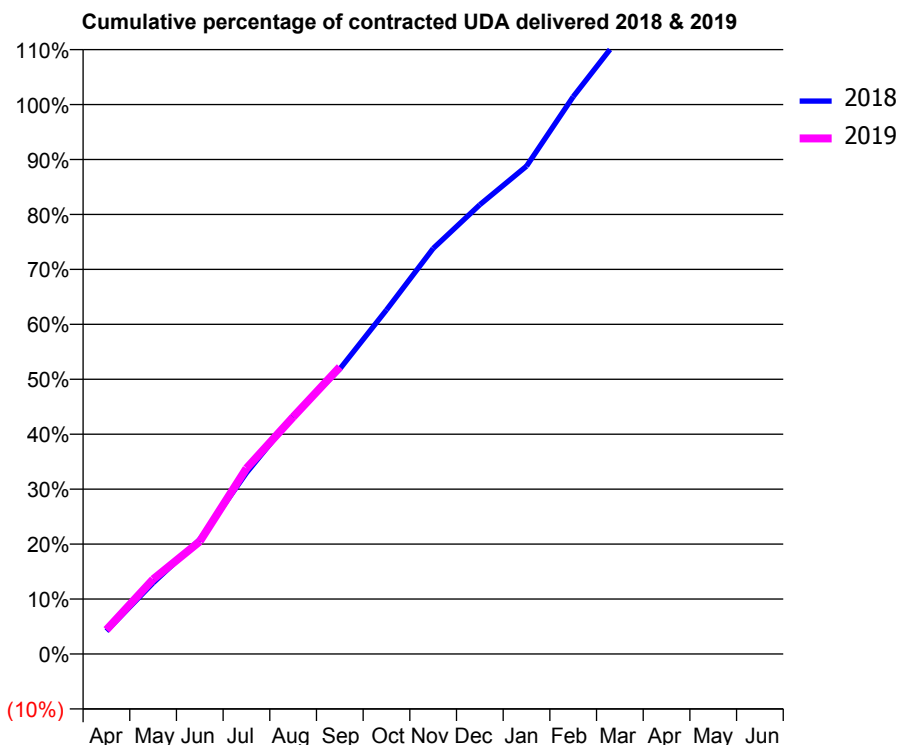
18/19 Contracted general activity (UDA)	18,742
Carry forward general activity (UDA)	0
18/19 Contracted orthodontic activity (UOA)	0
Carry forward orthodontic activity (UOA)	0
Baseline contract value	£499,798.53

### ACCESS\*

Patients seen in 24 months	Total	Change since previous quarter
Quarter ending September 2017	6,749	
Quarter ending December 2017	6,801	→
Quarter ending March 2018	6,953	↑
Quarter ending June 2018	7,055	→
Quarter ending September 2018	7,074	→
<b>Variance since September 2017</b>	<b>4.8%</b>	<b>↑</b>



### ACTIVITY



Month	Adjusted Scheduled Activity (UDA)	
	2018	2019
April	784	824
May	2,425	2,547
June	3,906	3,843
July	6,179	6,334
August	8,124	8,084
September	9,724	9,791
October	11,735	
November	13,832	
December	15,325	
January	16,639	
February	19,010	
March	21,044	
April	22,358	
May	22,357	
June	22,365	

### QUALITY

	Quantity	Base Number	Contract	AT	Region	England
% of FP17s for the same patient ID Re-attending within 3 months - Children	94	1,193	7.9%	10.7%	11.4%	11.6%
% of FP17s for the same patient ID Re-attending within 3 months - Adults	476	3,851	12.4%	14.5%	15.0%	15.5%
% of FP17s for the same patient ID Re-attending between 3 & 9 months - Children	766	1,193	64.2%	58.0%	59.9%	58.8%
% of FP17s for the same patient ID Re-attending between 3 & 9 months - Adults	2,216	3,851	57.5%	48.8%	52.0%	51.1%
% of FP17s for Band 1 Urgent Courses	242	4,179	5.8%	8.7%	8.0%	9.0%
% of FP17s Relating to Free Repair or Replacements	73	4,179	1.7%	0.7%	0.8%	0.8%
% of FP17s Relating to Continuations	22	4,179	0.5%	0.8%	0.9%	0.9%
% of Patients satisfied with the dentistry they have received	4	4	N/A	94.2%	93.5%	93.3%
% of Patients satisfied with the time they had to wait for an appointment	4	4	N/A	87.2%	89.1%	88.9%

\* This is based on patients treated on this contract for their most recent course of treatment. Figures in italics indicate the base number of FP17s or Patient Questionnaire responses are less than 100. N/A is shown where the base number of responses is less than 10 during the period. % is calculated as Quantity/Base number\*100

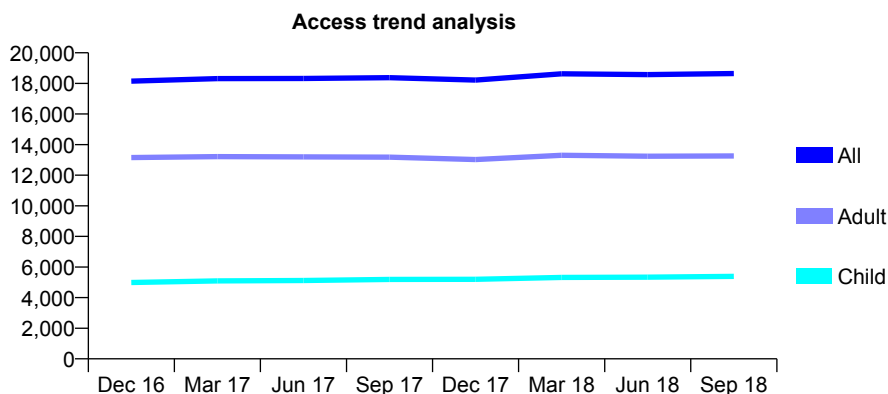
## Q58 - Vital Signs At a Glance Contract Report for 126047/0001 - September 2018

Name or company name	Conation Partners Ltd
Contract type name	GDS Contract
Purpose of contract	General
Contract start date	01/11/2007
Contract end date	

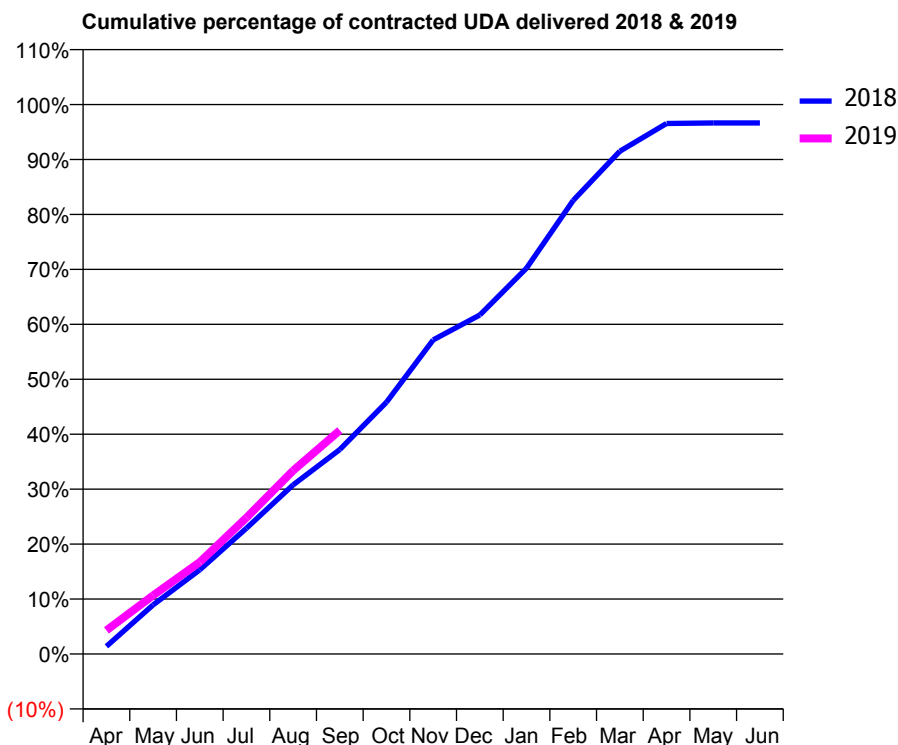
18/19 Contracted general activity (UDA)	47,407
Carry forward general activity (UDA)	0
18/19 Contracted orthodontic activity (UOA)	0
Carry forward orthodontic activity (UOA)	0
Baseline contract value	£1,442,880.00

### ACCESS\*

Patients seen in 24 months	Total	Change since previous quarter
Quarter ending September 2017	18,375	
Quarter ending December 2017	18,215	→
Quarter ending March 2018	18,626	↑
Quarter ending June 2018	18,578	→
Quarter ending September 2018	18,647	→
<b>Variance since September 2017</b>	<b>1.5%</b>	<b>→</b>



### ACTIVITY



Month	Adjusted Scheduled Activity (UDA)	
	2018	2019
April	665	2,040
May	4,243	5,059
June	7,270	7,932
July	10,849	11,762
August	14,594	15,829
September	17,642	19,294
October	21,720	
November	27,102	
December	29,246	
January	33,286	
February	39,133	
March	43,382	
April	45,774	
May	45,819	
June	45,811	

### QUALITY

	Quantity	Base Number	Contract	AT	Region	England
% of FP17s for the same patient ID Re-attending within 3 months - Children	218	3,489	6.2%	10.7%	11.4%	11.6%
% of FP17s for the same patient ID Re-attending within 3 months - Adults	763	7,347	10.4%	14.5%	15.0%	15.5%
% of FP17s for the same patient ID Re-attending between 3 & 9 months - Children	2,269	3,489	65.0%	58.0%	59.9%	58.8%
% of FP17s for the same patient ID Re-attending between 3 & 9 months - Adults	3,755	7,347	51.1%	48.8%	52.0%	51.1%
% of FP17s for Band 1 Urgent Courses	841	9,832	8.6%	8.7%	8.0%	9.0%
% of FP17s Relating to Free Repair or Replacements	49	9,832	0.5%	0.7%	0.8%	0.8%
% of FP17s Relating to Continuations	9	9,832	0.1%	0.8%	0.9%	0.9%
% of Patients satisfied with the dentistry they have received	7	7	N/A	94.2%	93.5%	93.3%
% of Patients satisfied with the time they had to wait for an appointment	5	7	N/A	87.2%	89.1%	88.9%

\* This is based on patients treated on this contract for their most recent course of treatment. Figures in italics indicate the base number of FP17s or Patient Questionnaire responses are less than 100. N/A is shown where the base number of responses is less than 10 during the period. % is calculated as Quantity/Base number\*100

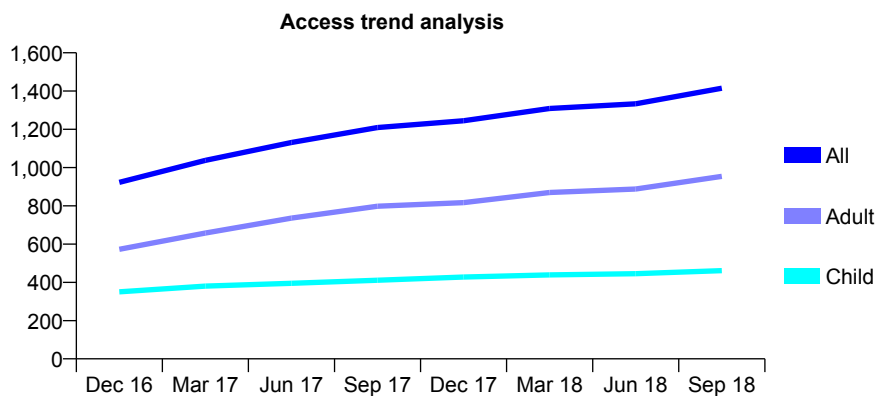
## Q58 - Vital Signs At a Glance Contract Report for 127140/0001 - September 2018

Name or company name	Saving Smiles Rushden
Contract type name	GDS Contract
Purpose of contract	General
Contract start date	01/11/2015
Contract end date	

18/19 Contracted general activity (UDA)	3,550
Carry forward general activity (UDA)	0
18/19 Contracted orthodontic activity (UOA)	0
Carry forward orthodontic activity (UOA)	0
Baseline contract value	£90,646.52

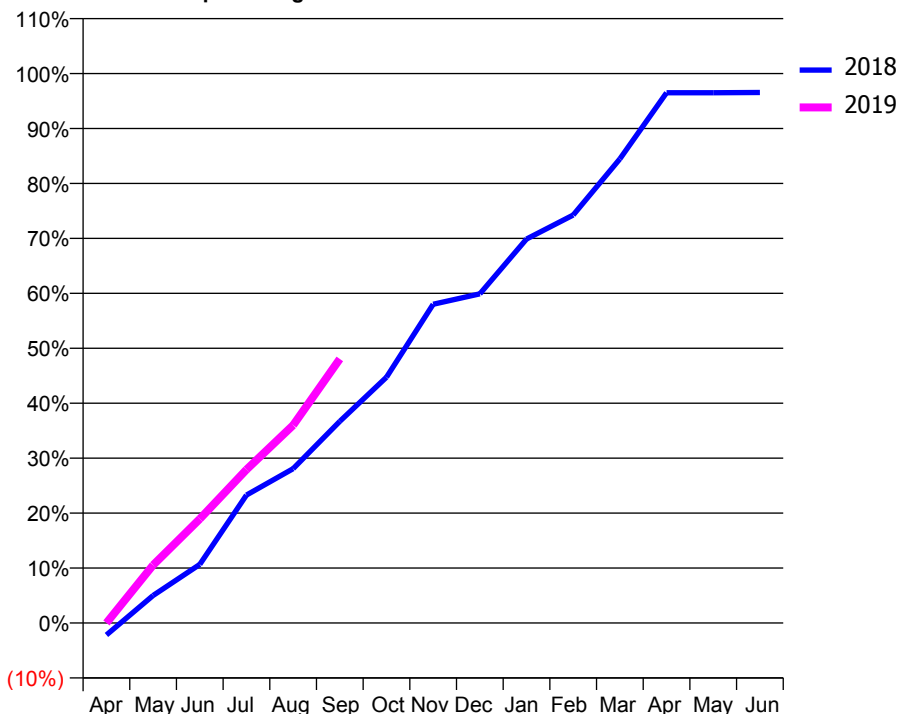
### ACCESS\*

Patients seen in 24 months	Total	Change since previous quarter
Quarter ending September 2017	1,209	
Quarter ending December 2017	1,245	↑
Quarter ending March 2018	1,309	↑
Quarter ending June 2018	1,333	→
Quarter ending September 2018	1,415	↑
<b>Variance since September 2017</b>	<b>17.0%</b>	<b>↑</b>



### ACTIVITY

Cumulative percentage of contracted UDA delivered 2018 & 2019



Month	Adjusted Scheduled Activity (UDA)	
	2018	2019
April	-78	0
May	178	374
June	378	672
July	827	991
August	997	1,278
September	1,303	1,706
October	1,588	
November	2,060	
December	2,127	
January	2,481	
February	2,636	
March	2,998	
April	3,426	
May	3,426	
June	3,427	

### QUALITY

	Quantity	Base Number	Contract	AT	Region	England
% of FP17s for the same patient ID Re-attending within 3 months - Children	32	394	8.1%	10.7%	11.4%	11.6%
% of FP17s for the same patient ID Re-attending within 3 months - Adults	98	736	13.3%	14.5%	15.0%	15.5%
% of FP17s for the same patient ID Re-attending between 3 & 9 months - Children	275	394	69.8%	58.0%	59.9%	58.8%
% of FP17s for the same patient ID Re-attending between 3 & 9 months - Adults	394	736	53.5%	48.8%	52.0%	51.1%
% of FP17s for Band 1 Urgent Courses	66	929	7.1%	8.7%	8.0%	9.0%
% of FP17s Relating to Free Repair or Replacements	0	929	0.0%	0.7%	0.8%	0.8%
% of FP17s Relating to Continuations	4	929	0.4%	0.8%	0.9%	0.9%
% of Patients satisfied with the dentistry they have received	0	0	N/A	94.2%	93.5%	93.3%
% of Patients satisfied with the time they had to wait for an appointment	0	0	N/A	87.2%	89.1%	88.9%

\* This is based on patients treated on this contract for their most recent course of treatment. Figures in italics indicate the base number of FP17s or Patient Questionnaire responses are less than 100. N/A is shown where the base number of responses is less than 10 during the period. % is calculated as Quantity/Base number\*100

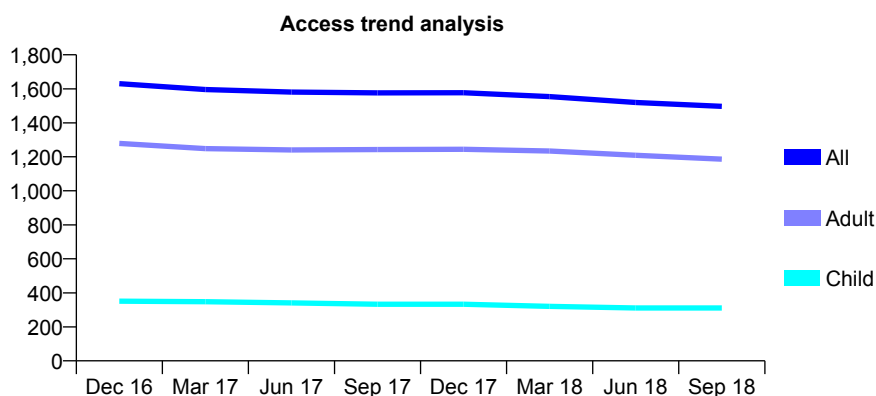
## Q58 - Vital Signs At a Glance Contract Report for 127914/0001 - September 2018

Name or company name	Mr L Khiroya & Mr R Khiroya
Contract type name	GDS Contract
Purpose of contract	General
Contract start date	01/01/2012
Contract end date	

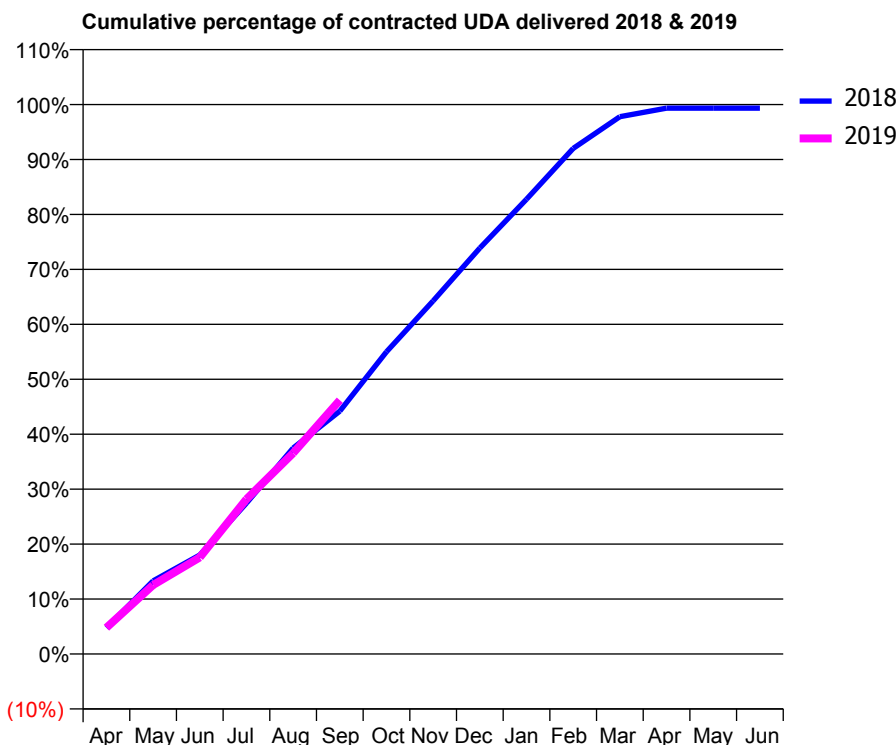
18/19 Contracted general activity (UDA)	2,841
Carry forward general activity (UDA)	0
18/19 Contracted orthodontic activity (UOA)	0
Carry forward orthodontic activity (UOA)	0
Baseline contract value	£76,161.30

### ACCESS\*

Patients seen in 24 months	Total	Change since previous quarter
Quarter ending September 2017	1,576	
Quarter ending December 2017	1,577	→
Quarter ending March 2018	1,554	↓
Quarter ending June 2018	1,520	↓
Quarter ending September 2018	1,497	↓
<b>Variance since September 2017</b>	<b>(5.0%)</b>	<b>↓</b>



### ACTIVITY



Adjusted Scheduled Activity (UDA)		
Month	2018	2019
April	136	136
May	378	357
June	512	499
July	780	801
August	1,065	1,039
September	1,256	1,312
October	1,563	
November	1,826	
December	2,099	
January	2,351	
February	2,614	
March	2,778	
April	2,822	
May	2,822	
June	2,822	

### QUALITY

	Quantity	Base Number	Contract	AT	Region	England
% of FP17s for the same patient ID Re-attending within 3 months - Children	2	174	1.1%	10.7%	11.4%	11.6%
% of FP17s for the same patient ID Re-attending within 3 months - Adults	40	549	7.3%	14.5%	15.0%	15.5%
% of FP17s for the same patient ID Re-attending between 3 & 9 months - Children	61	174	35.1%	58.0%	59.9%	58.8%
% of FP17s for the same patient ID Re-attending between 3 & 9 months - Adults	186	549	33.9%	48.8%	52.0%	51.1%
% of FP17s for Band 1 Urgent Courses	36	696	5.2%	8.7%	8.0%	9.0%
% of FP17s Relating to Free Repair or Replacements	0	696	0.0%	0.7%	0.8%	0.8%
% of FP17s Relating to Continuations	0	696	0.0%	0.8%	0.9%	0.9%
% of Patients satisfied with the dentistry they have received	0	1	N/A	94.2%	93.5%	93.3%
% of Patients satisfied with the time they had to wait for an appointment	1	1	N/A	87.2%	89.1%	88.9%

\* This is based on patients treated on this contract for their most recent course of treatment. Figures in italics indicate the base number of FP17s or Patient Questionnaire responses are less than 100. N/A is shown where the base number of responses is less than 10 during the period. % is calculated as Quantity/Base number\*100

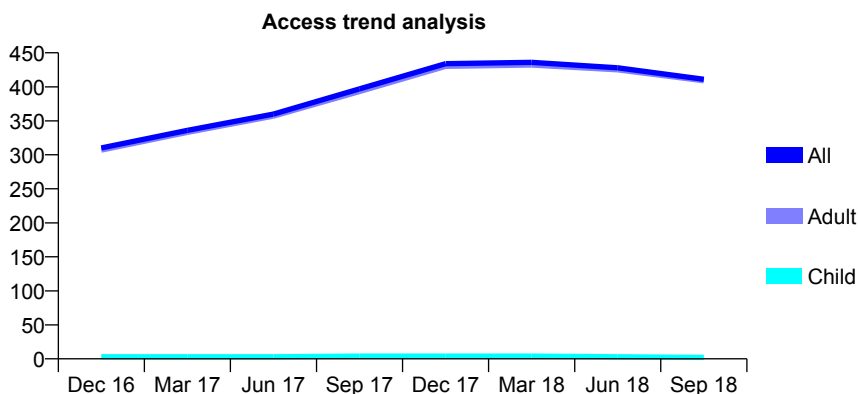
## Q58 - Vital Signs At a Glance Contract Report for 128775/0001 - September 2018

Name or company name	MOS Hertfordshire LTD
Contract type name	PDS Contract
Purpose of contract	General
Contract start date	01/11/2012
Contract end date	31/03/2020

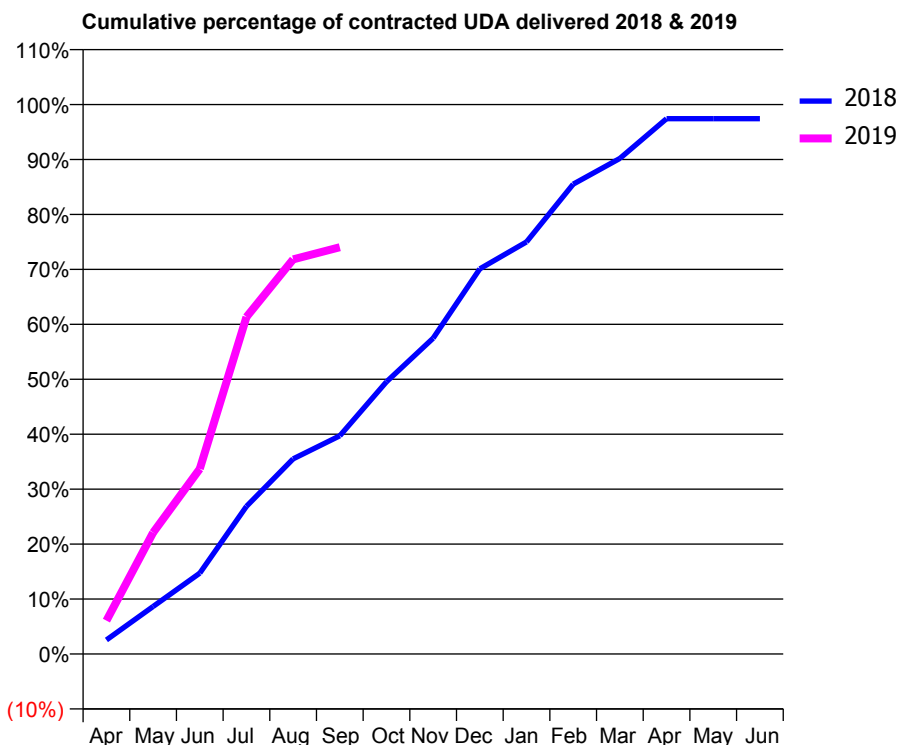
18/19 Contracted general activity (UDA)	543
Carry forward general activity (UDA)	0
18/19 Contracted orthodontic activity (UOA)	0
Carry forward orthodontic activity (UOA)	0
Baseline contract value	£36,201.02

### ACCESS\*

Patients seen in 24 months	Total	Change since previous quarter
Quarter ending September 2017	397	
Quarter ending December 2017	434	↑
Quarter ending March 2018	436	→
Quarter ending June 2018	428	↓
Quarter ending September 2018	411	↓
<b>Variance since September 2017</b>	<b>3.5%</b>	<b>↑</b>



### ACTIVITY



Month	Adjusted Scheduled Activity (UDA)	
	2018	2019
April	33	33
May	111	120
June	189	183
July	345	333
August	456	390
September	510	402
October	636	
November	738	
December	900	
January	963	
February	1,098	
March	1,158	
April	1,251	
May	1,251	
June	1,251	

### QUALITY

	Quantity	Base Number	Contract	AT	Region	England
% of FP17s for the same patient ID Re-attending within 3 months - Children	0	0	N/A	10.7%	11.4%	11.6%
% of FP17s for the same patient ID Re-attending within 3 months - Adults	2	165	1.2%	14.5%	15.0%	15.5%
% of FP17s for the same patient ID Re-attending between 3 & 9 months - Children	0	0	N/A	58.0%	59.9%	58.8%
% of FP17s for the same patient ID Re-attending between 3 & 9 months - Adults	0	165	0.0%	48.8%	52.0%	51.1%
% of FP17s for Band 1 Urgent Courses	0	134	0.0%	8.7%	8.0%	9.0%
% of FP17s Relating to Free Repair or Replacements	0	134	0.0%	0.7%	0.8%	0.8%
% of FP17s Relating to Continuations	0	134	0.0%	0.8%	0.9%	0.9%
% of Patients satisfied with the dentistry they have received	0	0	N/A	94.2%	93.5%	93.3%
% of Patients satisfied with the time they had to wait for an appointment	0	0	N/A	87.2%	89.1%	88.9%

\* This is based on patients treated on this contract for their most recent course of treatment. Figures in italics indicate the base number of FP17s or Patient Questionnaire responses are less than 100. N/A is shown where the base number of responses is less than 10 during the period. % is calculated as Quantity/Base number\*100

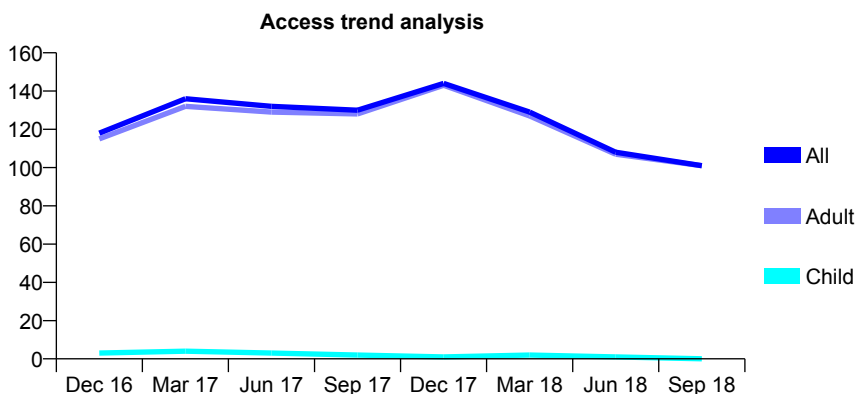
## Q58 - Vital Signs At a Glance Contract Report for 128775/0002 - September 2018

Name or company name	MOS Hertfordshire LTD
Contract type name	PDS Contract
Purpose of contract	General
Contract start date	01/11/2012
Contract end date	31/03/2020

18/19 Contracted general activity (UDA)	84
Carry forward general activity (UDA)	0
18/19 Contracted orthodontic activity (UOA)	0
Carry forward orthodontic activity (UOA)	0
Baseline contract value	£5,601.02

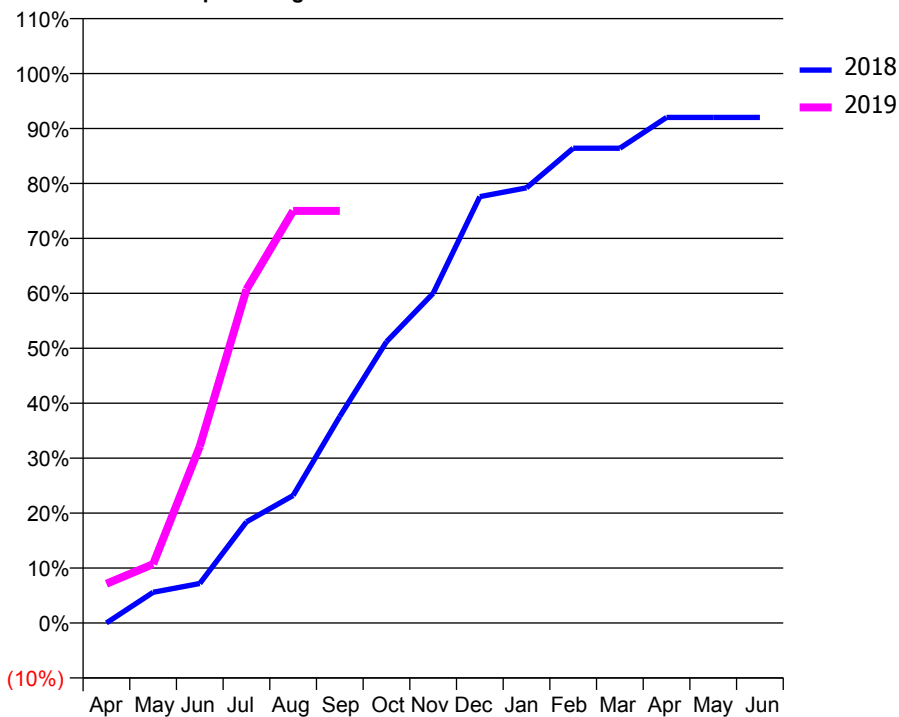
### ACCESS\*

Patients seen in 24 months	Total	Change since previous quarter
Quarter ending September 2017	130	
Quarter ending December 2017	144	↑
Quarter ending March 2018	129	↓
Quarter ending June 2018	108	↓
Quarter ending September 2018	101	↓
<b>Variance since September 2017</b>	<b>(22.3%)</b>	<b>↓</b>



### ACTIVITY

Cumulative percentage of contracted UDA delivered 2018 & 2019



Month	Adjusted Scheduled Activity (UDA)	
	2018	2019
April	0	6
May	21	9
June	27	27
July	69	51
August	87	63
September	141	63
October	192	
November	225	
December	291	
January	297	
February	324	
March	324	
April	345	
May	345	
June	345	

### QUALITY

	Quantity	Base Number	Contract	AT	Region	England
% of FP17s for the same patient ID Re-attending within 3 months - Children	0	0	N/A	10.7%	11.4%	11.6%
% of FP17s for the same patient ID Re-attending within 3 months - Adults	2	28	7.1%	14.5%	15.0%	15.5%
% of FP17s for the same patient ID Re-attending between 3 & 9 months - Children	0	0	N/A	58.0%	59.9%	58.8%
% of FP17s for the same patient ID Re-attending between 3 & 9 months - Adults	0	28	0.0%	48.8%	52.0%	51.1%
% of FP17s for Band 1 Urgent Courses	0	21	0.0%	8.7%	8.0%	9.0%
% of FP17s Relating to Free Repair or Replacements	0	21	0.0%	0.7%	0.8%	0.8%
% of FP17s Relating to Continuations	0	21	0.0%	0.8%	0.9%	0.9%
% of Patients satisfied with the dentistry they have received	0	0	N/A	94.2%	93.5%	93.3%
% of Patients satisfied with the time they had to wait for an appointment	0	0	N/A	87.2%	89.1%	88.9%

\* This is based on patients treated on this contract for their most recent course of treatment. Figures in italics indicate the base number of FP17s or Patient Questionnaire responses are less than 100. N/A is shown where the base number of responses is less than 10 during the period. % is calculated as Quantity/Base number\*100



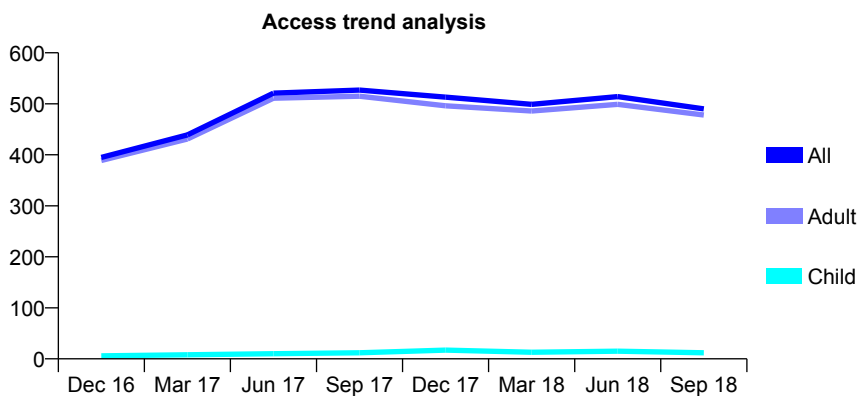
## Q58 - Vital Signs At a Glance Contract Report for 128775/0003 - September 2018

Name or company name	MOS Hertfordshire LTD
Contract type name	PDS Contract
Purpose of contract	General
Contract start date	01/11/2012
Contract end date	31/03/2020

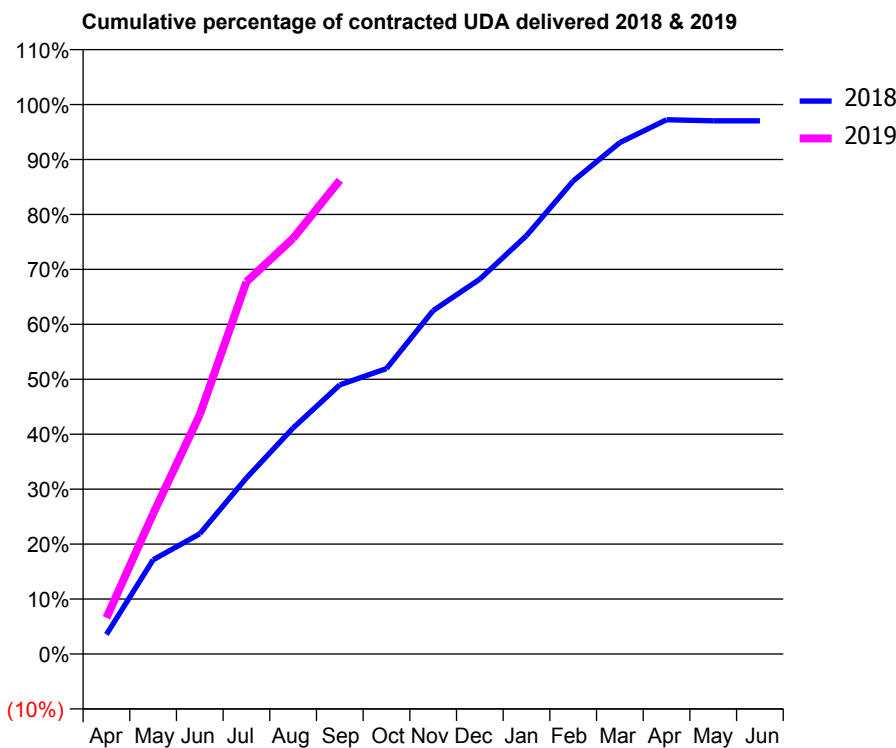
18/19 Contracted general activity (UDA)	682
Carry forward general activity (UDA)	0
18/19 Contracted orthodontic activity (UOA)	0
Carry forward orthodontic activity (UOA)	0
Baseline contract value	£45,467.69

### ACCESS\*

Patients seen in 24 months	Total	Change since previous quarter
Quarter ending September 2017	527	
Quarter ending December 2017	513	↓
Quarter ending March 2018	499	↓
Quarter ending June 2018	514	↑
Quarter ending September 2018	490	↓
<b>Variance since September 2017</b>	<b>(7.0%)</b>	<b>↓</b>



### ACTIVITY



Month	Adjusted Scheduled Activity (UDA)	
	2018	2019
April	54	45
May	260	174
June	332	297
July	486	462
August	624	516
September	743	588
October	788	
November	948	
December	1,035	
January	1,155	
February	1,306	
March	1,412	
April	1,475	
May	1,472	
June	1,472	

### QUALITY

	Quantity	Base Number	Contract	AT	Region	England
% of FP17s for the same patient ID Re-attending within 3 months - Children	0	7	0.0%	10.7%	11.4%	11.6%
% of FP17s for the same patient ID Re-attending within 3 months - Adults	2	211	0.9%	14.5%	15.0%	15.5%
% of FP17s for the same patient ID Re-attending between 3 & 9 months - Children	0	7	0.0%	58.0%	59.9%	58.8%
% of FP17s for the same patient ID Re-attending between 3 & 9 months - Adults	1	211	0.5%	48.8%	52.0%	51.1%
% of FP17s for Band 1 Urgent Courses	0	197	0.0%	8.7%	8.0%	9.0%
% of FP17s Relating to Free Repair or Replacements	0	197	0.0%	0.7%	0.8%	0.8%
% of FP17s Relating to Continuations	0	197	0.0%	0.8%	0.9%	0.9%
% of Patients satisfied with the dentistry they have received	0	0	N/A	94.2%	93.5%	93.3%
% of Patients satisfied with the time they had to wait for an appointment	0	0	N/A	87.2%	89.1%	88.9%

\* This is based on patients treated on this contract for their most recent course of treatment. Figures in italics indicate the base number of FP17s or Patient Questionnaire responses are less than 100. N/A is shown where the base number of responses is less than 10 during the period. % is calculated as Quantity/Base number\*100

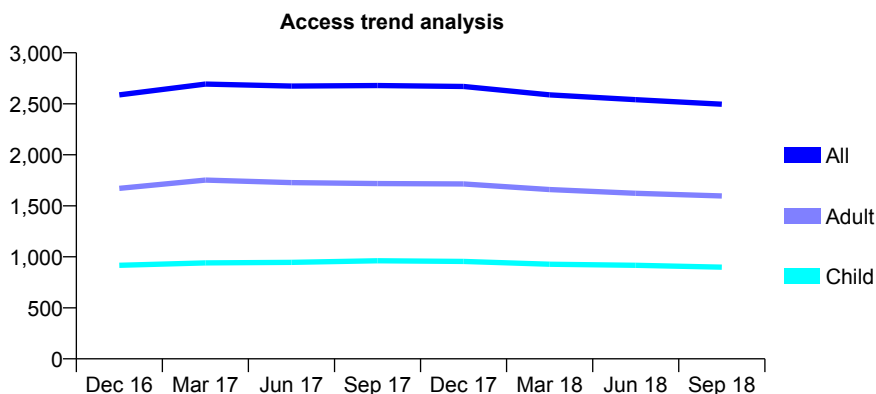
## Q58 - Vital Signs At a Glance Contract Report for 129151/0002 - September 2018

Name or company name	Bargain Dentist.Com Limited
Contract type name	GDS Contract
Purpose of contract	General
Contract start date	01/04/2009
Contract end date	

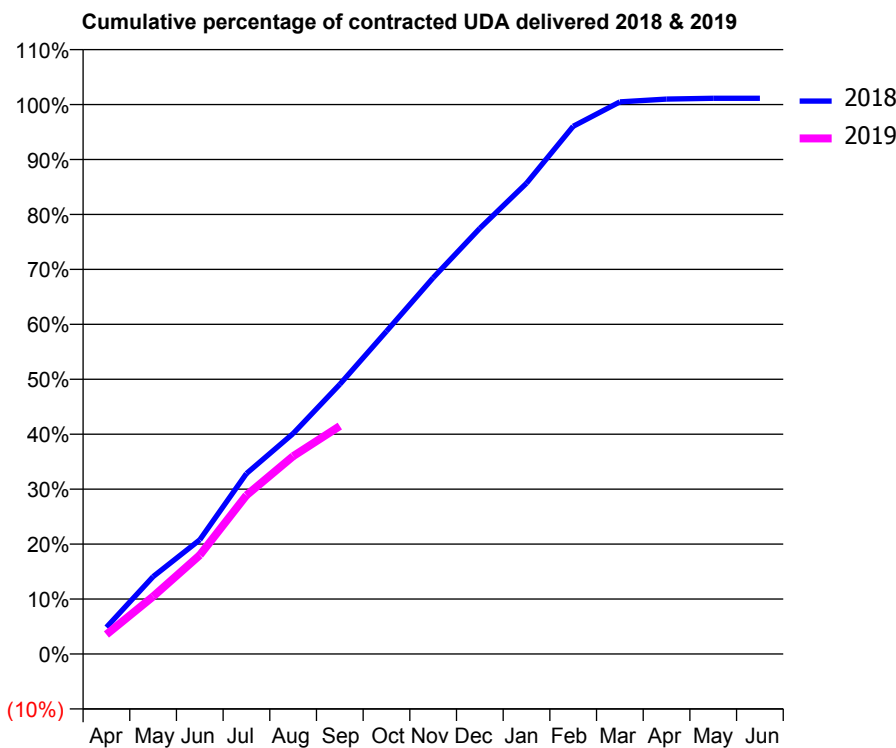
18/19 Contracted general activity (UDA)	7,808
Carry forward general activity (UDA)	0
18/19 Contracted orthodontic activity (UOA)	0
Carry forward orthodontic activity (UOA)	0
Baseline contract value	£232,763.42

### ACCESS\*

Patients seen in 24 months	Total	Change since previous quarter
Quarter ending September 2017	2,679	
Quarter ending December 2017	2,670	→
Quarter ending March 2018	2,587	↓
Quarter ending June 2018	2,540	↓
Quarter ending September 2018	2,496	↓
<b>Variance since September 2017</b>	<b>(6.8%)</b>	<b>↓</b>



### ACTIVITY



Month	Adjusted Scheduled Activity (UDA)	
	2018	2019
April	381	278
May	1,100	817
June	1,624	1,406
July	2,565	2,255
August	3,132	2,811
September	3,832	3,239
October	4,586	
November	5,345	
December	6,048	
January	6,689	
February	7,499	
March	7,844	
April	7,884	
May	7,896	
June	7,896	

### QUALITY

	Quantity	Base Number	Contract	AT	Region	England
% of FP17s for the same patient ID Re-attending within 3 months - Children	19	682	2.8%	10.7%	11.4%	11.6%
% of FP17s for the same patient ID Re-attending within 3 months - Adults	66	713	9.3%	14.5%	15.0%	15.5%
% of FP17s for the same patient ID Re-attending between 3 & 9 months - Children	393	682	57.6%	58.0%	59.9%	58.8%
% of FP17s for the same patient ID Re-attending between 3 & 9 months - Adults	221	713	31.0%	48.8%	52.0%	51.1%
% of FP17s for Band 1 Urgent Courses	63	1,389	4.5%	8.7%	8.0%	9.0%
% of FP17s Relating to Free Repair or Replacements	7	1,389	0.5%	0.7%	0.8%	0.8%
% of FP17s Relating to Continuations	19	1,389	1.4%	0.8%	0.9%	0.9%
% of Patients satisfied with the dentistry they have received	1	1	N/A	94.2%	93.5%	93.3%
% of Patients satisfied with the time they had to wait for an appointment	1	1	N/A	87.2%	89.1%	88.9%

\* This is based on patients treated on this contract for their most recent course of treatment. Figures in italics indicate the base number of FP17s or Patient Questionnaire responses are less than 100. N/A is shown where the base number of responses is less than 10 during the period. % is calculated as Quantity/Base number\*100

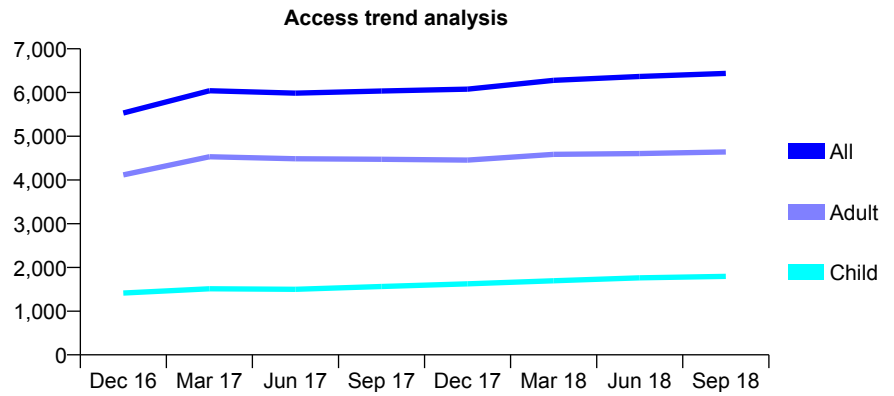
## Q58 - Vital Signs At a Glance Contract Report for 129755/0003 - September 2018

Name or company name	Experdental Limited
Contract type name	GDS Contract
Purpose of contract	General
Contract start date	01/04/2015
Contract end date	

18/19 Contracted general activity (UDA)	25,000
Carry forward general activity (UDA)	0
18/19 Contracted orthodontic activity (UOA)	0
Carry forward orthodontic activity (UOA)	0
Baseline contract value	£659,828.73

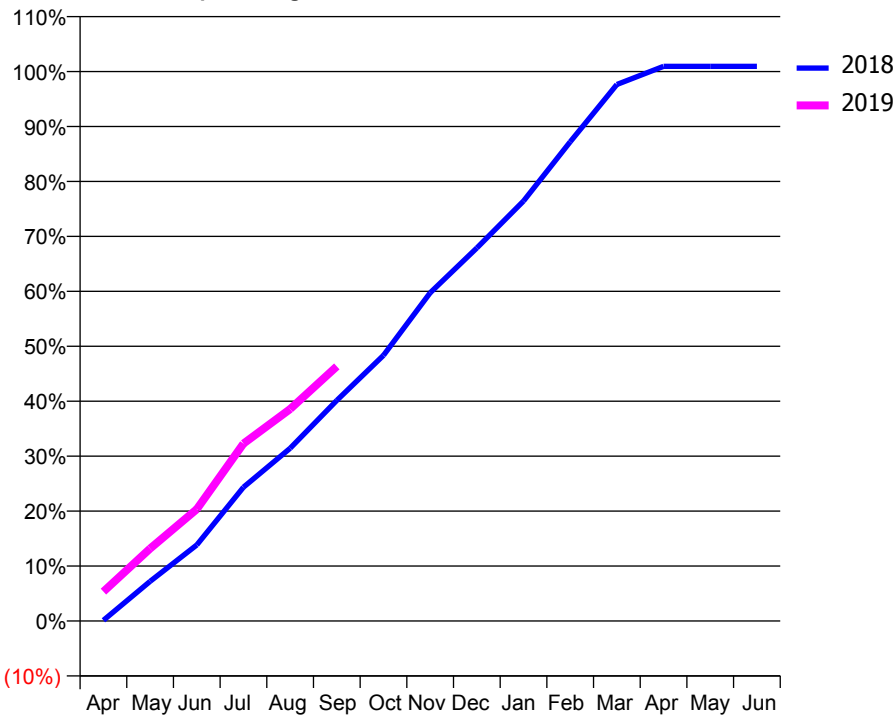
### ACCESS\*

Patients seen in 24 months	Total	Change since previous quarter
Quarter ending September 2017	6,036	
Quarter ending December 2017	6,078	→
Quarter ending March 2018	6,278	↑
Quarter ending June 2018	6,367	→
Quarter ending September 2018	6,436	→
<b>Variance since September 2017</b>	<b>6.6%</b>	<b>↑</b>



### ACTIVITY

Cumulative percentage of contracted UDA delivered 2018 & 2019



Month	Adjusted Scheduled Activity (UDA)	
	2018	2019
April	36	1,337
May	1,805	3,298
June	3,460	5,089
July	6,085	8,074
August	7,857	9,643
September	10,035	11,586
October	12,089	
November	14,936	
December	16,974	
January	19,107	
February	21,801	
March	24,410	
April	25,236	
May	25,233	
June	25,233	

### QUALITY

	Quantity	Base Number	Contract	AT	Region	England
% of FP17s for the same patient ID Re-attending within 3 months - Children	58	1,286	4.5%	10.7%	11.4%	11.6%
% of FP17s for the same patient ID Re-attending within 3 months - Adults	145	2,506	5.8%	14.5%	15.0%	15.5%
% of FP17s for the same patient ID Re-attending between 3 & 9 months - Children	690	1,286	53.7%	58.0%	59.9%	58.8%
% of FP17s for the same patient ID Re-attending between 3 & 9 months - Adults	1,090	2,506	43.5%	48.8%	52.0%	51.1%
% of FP17s for Band 1 Urgent Courses	230	3,561	6.5%	8.7%	8.0%	9.0%
% of FP17s Relating to Free Repair or Replacements	2	3,561	0.1%	0.7%	0.8%	0.8%
% of FP17s Relating to Continuations	10	3,561	0.3%	0.8%	0.9%	0.9%
% of Patients satisfied with the dentistry they have received	4	5	N/A	94.2%	93.5%	93.3%
% of Patients satisfied with the time they had to wait for an appointment	4	5	N/A	87.2%	89.1%	88.9%

\* This is based on patients treated on this contract for their most recent course of treatment. Figures in italics indicate the base number of FP17s or Patient Questionnaire responses are less than 100. N/A is shown where the base number of responses is less than 10 during the period. % is calculated as Quantity/Base number\*100

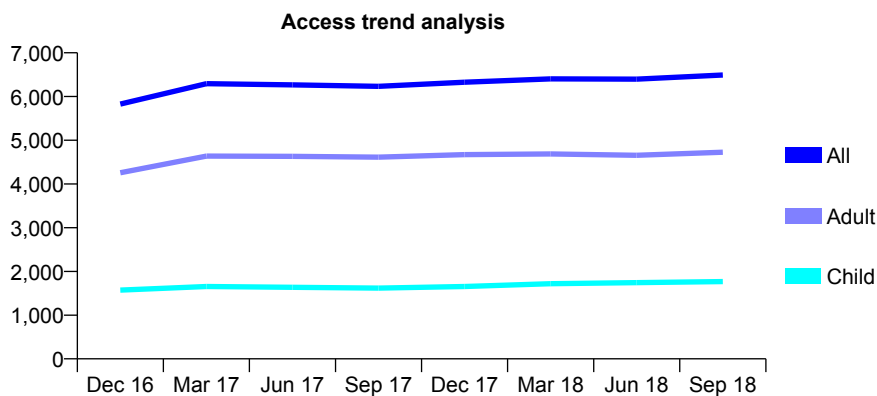
## Q58 - Vital Signs At a Glance Contract Report for 129755/0004 - September 2018

Name or company name	Experdental Limited
Contract type name	GDS Contract
Purpose of contract	General
Contract start date	01/04/2015
Contract end date	

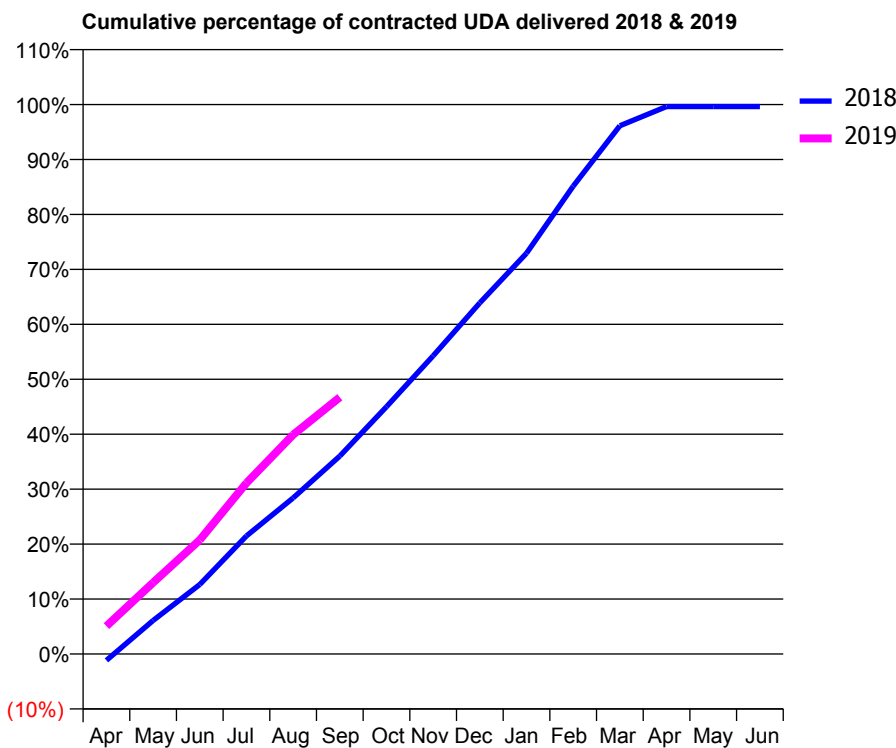
18/19 Contracted general activity (UDA)	23,755
Carry forward general activity (UDA)	0
18/19 Contracted orthodontic activity (UOA)	0
Carry forward orthodontic activity (UOA)	0
Baseline contract value	£614,794.45

### ACCESS\*

Patients seen in 24 months	Total	Change since previous quarter
Quarter ending September 2017	6,232	
Quarter ending December 2017	6,326	→
Quarter ending March 2018	6,404	→
Quarter ending June 2018	6,399	→
Quarter ending September 2018	6,493	→
<b>Variance since September 2017</b>	<b>4.2%</b>	<b>↑</b>



### ACTIVITY



Month	Adjusted Scheduled Activity (UDA)	
	2018	2019
April	-281	1,207
May	1,451	3,088
June	3,007	4,934
July	5,102	7,393
August	6,749	9,480
September	8,557	11,097
October	10,689	
November	12,895	
December	15,181	
January	17,327	
February	20,224	
March	22,837	
April	23,665	
May	23,664	
June	23,664	

### QUALITY

	Quantity	Base Number	Contract	AT	Region	England
% of FP17s for the same patient ID Re-attending within 3 months - Children	87	1,284	6.8%	10.7%	11.4%	11.6%
% of FP17s for the same patient ID Re-attending within 3 months - Adults	276	2,617	10.5%	14.5%	15.0%	15.5%
% of FP17s for the same patient ID Re-attending between 3 & 9 months - Children	738	1,284	57.5%	58.0%	59.9%	58.8%
% of FP17s for the same patient ID Re-attending between 3 & 9 months - Adults	1,206	2,617	46.1%	48.8%	52.0%	51.1%
% of FP17s for Band 1 Urgent Courses	162	3,641	4.4%	8.7%	8.0%	9.0%
% of FP17s Relating to Free Repair or Replacements	24	3,641	0.7%	0.7%	0.8%	0.8%
% of FP17s Relating to Continuations	19	3,641	0.5%	0.8%	0.9%	0.9%
% of Patients satisfied with the dentistry they have received	4	4	N/A	94.2%	93.5%	93.3%
% of Patients satisfied with the time they had to wait for an appointment	4	4	N/A	87.2%	89.1%	88.9%

\* This is based on patients treated on this contract for their most recent course of treatment. Figures in italics indicate the base number of FP17s or Patient Questionnaire responses are less than 100. N/A is shown where the base number of responses is less than 10 during the period. % is calculated as Quantity/Base number\*100

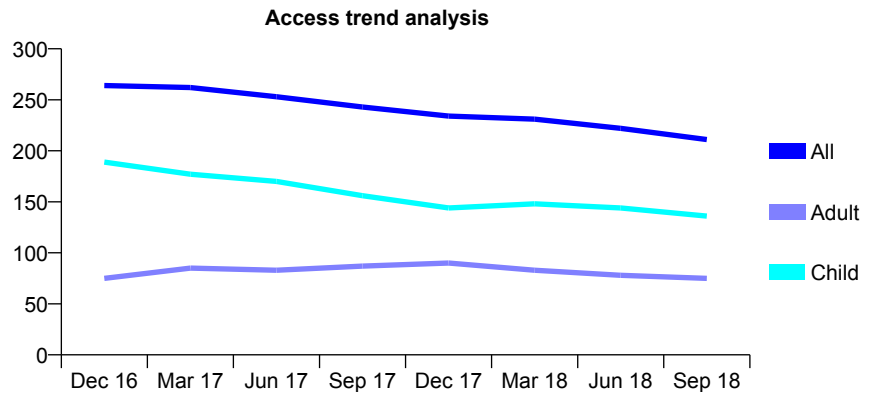
## Q58 - Vital Signs At a Glance Contract Report for 130338/0001 - September 2018

Name or company name	Berkhamsted Dental Practice
Contract type name	GDS Contract
Purpose of contract	General
Contract start date	01/11/2007
Contract end date	

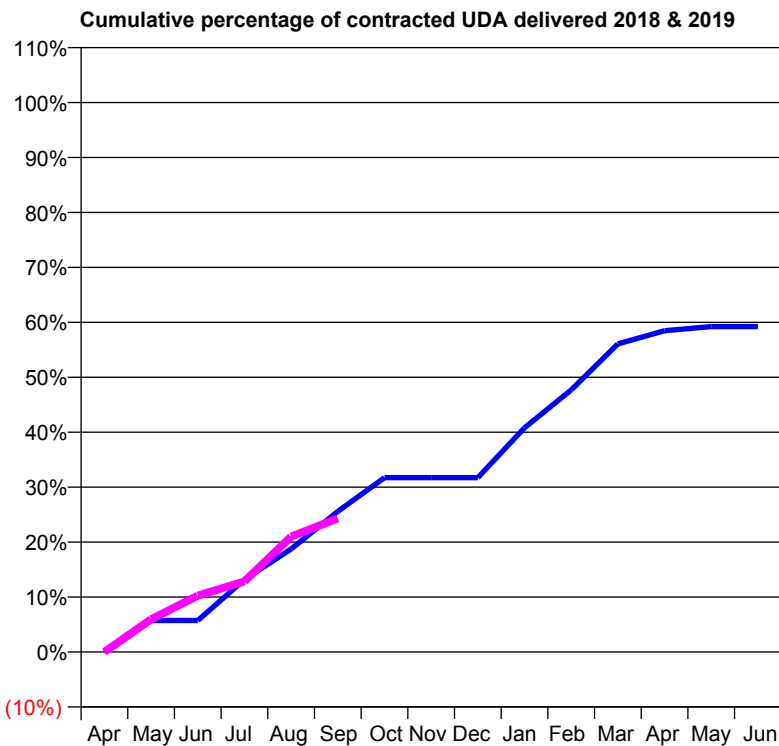
18/19 Contracted general activity (UDA)	540
Carry forward general activity (UDA)	0
18/19 Contracted orthodontic activity (UOA)	0
Carry forward orthodontic activity (UOA)	0
Baseline contract value	£11,535.57

### ACCESS\*

Patients seen in 24 months	Total	Change since previous quarter
Quarter ending September 2017	243	
Quarter ending December 2017	234	↓
Quarter ending March 2018	231	↓
Quarter ending June 2018	222	↓
Quarter ending September 2018	211	↓
<b>Variance since September 2017</b>	<b>(13.2%)</b>	<b>↓</b>



### ACTIVITY



Month	Adjusted Scheduled Activity (UDA)	
	2018	2019
April	0	0
May	31	32
June	31	55
July	71	69
August	101	113
September	138	131
October	171	
November	171	
December	171	
January	220	
February	258	
March	303	
April	316	
May	320	
June	320	

### QUALITY

	Quantity	Base Number	Contract	AT	Region	England
% of FP17s for the same patient ID Re-attending within 3 months - Children	1	102	1.0%	10.7%	11.4%	11.6%
% of FP17s for the same patient ID Re-attending within 3 months - Adults	1	25	4.0%	14.5%	15.0%	15.5%
% of FP17s for the same patient ID Re-attending between 3 & 9 months - Children	68	102	66.7%	58.0%	59.9%	58.8%
% of FP17s for the same patient ID Re-attending between 3 & 9 months - Adults	19	25	76.0%	48.8%	52.0%	51.1%
% of FP17s for Band 1 Urgent Courses	2	113	1.8%	8.7%	8.0%	9.0%
% of FP17s Relating to Free Repair or Replacements	0	113	0.0%	0.7%	0.8%	0.8%
% of FP17s Relating to Continuations	0	113	0.0%	0.8%	0.9%	0.9%
% of Patients satisfied with the dentistry they have received	0	0	N/A	94.2%	93.5%	93.3%
% of Patients satisfied with the time they had to wait for an appointment	0	0	N/A	87.2%	89.1%	88.9%

\* This is based on patients treated on this contract for their most recent course of treatment. Figures in italics indicate the base number of FP17s or Patient Questionnaire responses are less than 100. N/A is shown where the base number of responses is less than 10 during the period. % is calculated as Quantity/Base number\*100

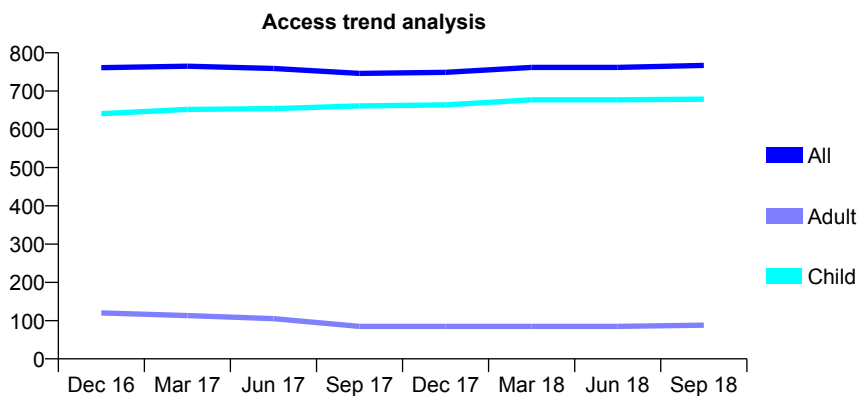
## Q58 - Vital Signs At a Glance Contract Report for 130605/0001 - September 2018

Name or company name	Admiral House Dental Practice
Contract type name	GDS Contract
Purpose of contract	General
Contract start date	01/07/2010
Contract end date	

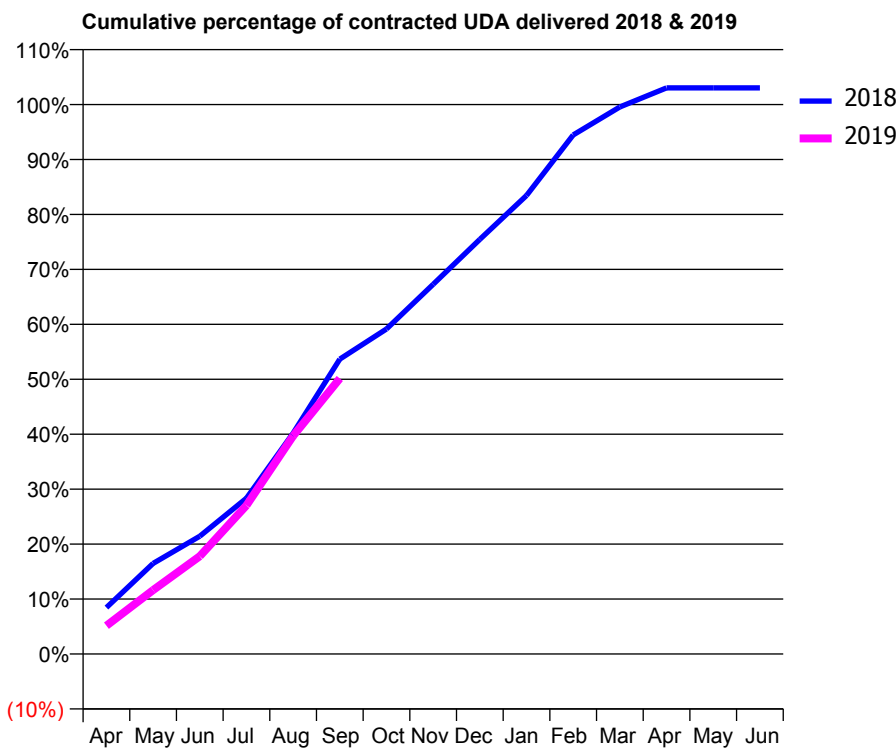
18/19 Contracted general activity (UDA)	1,240
Carry forward general activity (UDA)	0
18/19 Contracted orthodontic activity (UOA)	0
Carry forward orthodontic activity (UOA)	0
Baseline contract value	£34,930.35

### ACCESS\*

Patients seen in 24 months	Total	Change since previous quarter
Quarter ending September 2017	746	
Quarter ending December 2017	749	→
Quarter ending March 2018	762	→
Quarter ending June 2018	762	→
Quarter ending September 2018	767	→
<b>Variance since September 2017</b>	<b>2.8%</b>	<b>↑</b>



### ACTIVITY



Month	Adjusted Scheduled Activity (UDA)	
	2018	2019
April	105	64
May	205	144
June	266	221
July	352	335
August	498	492
September	665	622
October	733	
November	834	
December	936	
January	1,035	
February	1,171	
March	1,235	
April	1,278	
May	1,278	
June	1,278	

### QUALITY

	Quantity	Base Number	Contract	AT	Region	England
% of FP17s for the same patient ID Re-attending within 3 months - Children	27	487	5.5%	10.7%	11.4%	11.6%
% of FP17s for the same patient ID Re-attending within 3 months - Adults	2	24	8.3%	14.5%	15.0%	15.5%
% of FP17s for the same patient ID Re-attending between 3 & 9 months - Children	294	487	60.4%	58.0%	59.9%	58.8%
% of FP17s for the same patient ID Re-attending between 3 & 9 months - Adults	14	24	58.3%	48.8%	52.0%	51.1%
% of FP17s for Band 1 Urgent Courses	19	485	3.9%	8.7%	8.0%	9.0%
% of FP17s Relating to Free Repair or Replacements	0	485	0.0%	0.7%	0.8%	0.8%
% of FP17s Relating to Continuations	0	485	0.0%	0.8%	0.9%	0.9%
% of Patients satisfied with the dentistry they have received	0	0	N/A	94.2%	93.5%	93.3%
% of Patients satisfied with the time they had to wait for an appointment	0	0	N/A	87.2%	89.1%	88.9%

\* This is based on patients treated on this contract for their most recent course of treatment. Figures in italics indicate the base number of FP17s or Patient Questionnaire responses are less than 100. N/A is shown where the base number of responses is less than 10 during the period. % is calculated as Quantity/Base number\*100

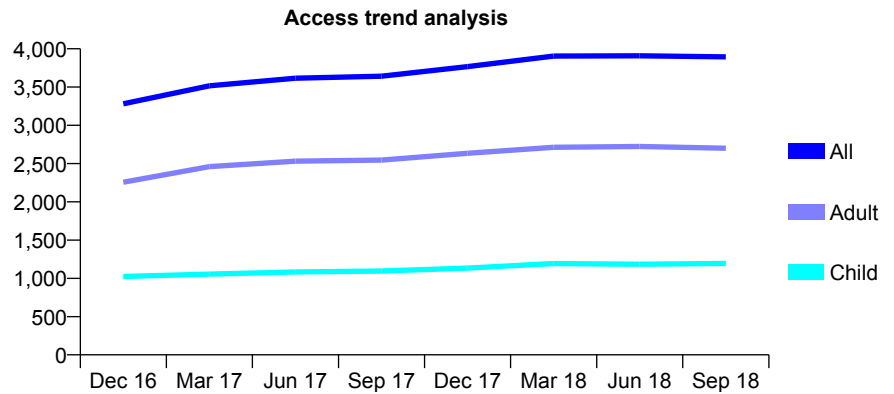
## Q58 - Vital Signs At a Glance Contract Report for 130737/0001 - September 2018

Name or company name	Chartwell Dental Practice Limited
Contract type name	GDS Contract
Purpose of contract	General
Contract start date	01/04/2015
Contract end date	

18/19 Contracted general activity (UDA)	11,100
Carry forward general activity (UDA)	0
18/19 Contracted orthodontic activity (UOA)	0
Carry forward orthodontic activity (UOA)	0
Baseline contract value	£303,085.25

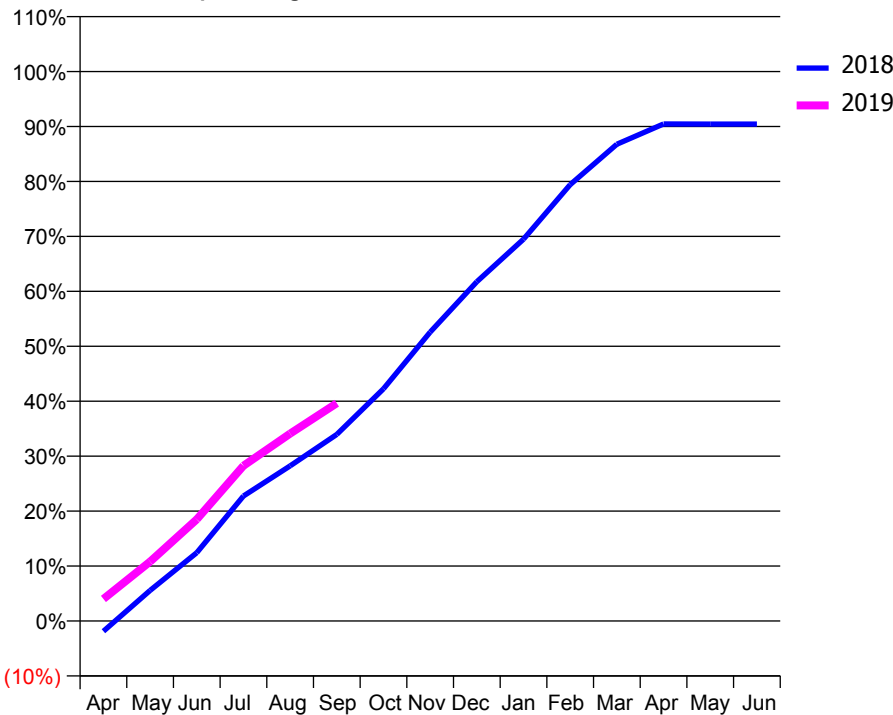
### ACCESS\*

Patients seen in 24 months	Total	Change since previous quarter
Quarter ending September 2017	3,642	
Quarter ending December 2017	3,768	↑
Quarter ending March 2018	3,905	↑
Quarter ending June 2018	3,908	→
Quarter ending September 2018	3,894	→
<b>Variance since September 2017</b>	<b>6.9%</b>	<b>↑</b>



### ACTIVITY

Cumulative percentage of contracted UDA delivered 2018 & 2019



Month	Adjusted Scheduled Activity (UDA)	
	2018	2019
April	-208	447
May	619	1,199
June	1,381	2,054
July	2,525	3,135
August	3,133	3,787
September	3,769	4,400
October	4,690	
November	5,835	
December	6,854	
January	7,714	
February	8,816	
March	9,632	
April	10,041	
May	10,038	
June	10,038	

### QUALITY

	Quantity	Base Number	Contract	AT	Region	England
% of FP17s for the same patient ID Re-attending within 3 months - Children	51	845	6.0%	10.7%	11.4%	11.6%
% of FP17s for the same patient ID Re-attending within 3 months - Adults	252	1,842	13.7%	14.5%	15.0%	15.5%
% of FP17s for the same patient ID Re-attending between 3 & 9 months - Children	487	845	57.6%	58.0%	59.9%	58.8%
% of FP17s for the same patient ID Re-attending between 3 & 9 months - Adults	993	1,842	53.9%	48.8%	52.0%	51.1%
% of FP17s for Band 1 Urgent Courses	168	2,496	6.7%	8.7%	8.0%	9.0%
% of FP17s Relating to Free Repair or Replacements	15	2,496	0.6%	0.7%	0.8%	0.8%
% of FP17s Relating to Continuations	37	2,496	1.5%	0.8%	0.9%	0.9%
% of Patients satisfied with the dentistry they have received	2	2	N/A	94.2%	93.5%	93.3%
% of Patients satisfied with the time they had to wait for an appointment	1	2	N/A	87.2%	89.1%	88.9%

\* This is based on patients treated on this contract for their most recent course of treatment. Figures in italics indicate the base number of FP17s or Patient Questionnaire responses are less than 100. N/A is shown where the base number of responses is less than 10 during the period. % is calculated as Quantity/Base number\*100

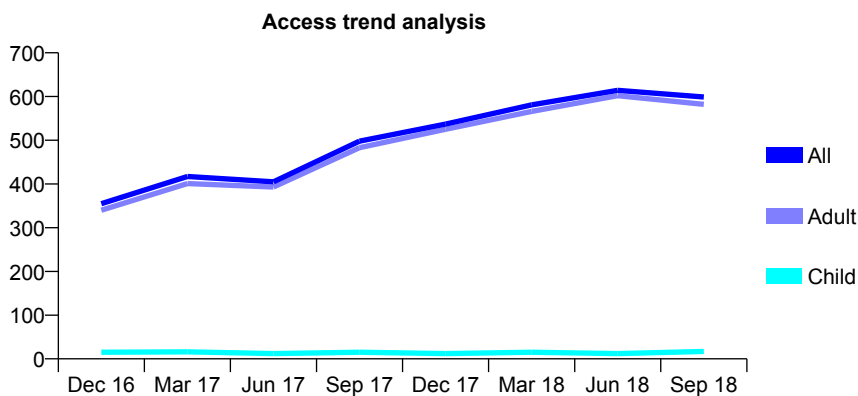
## Q58 - Vital Signs At a Glance Contract Report for 130737/0003 - September 2018

Name or company name	Chartwell Dental Practice Limited
Contract type name	PDS Contract
Purpose of contract	General
Contract start date	01/04/2015
Contract end date	31/03/2020

18/19 Contracted general activity (UDA)	1,078
Carry forward general activity (UDA)	0
18/19 Contracted orthodontic activity (UOA)	0
Carry forward orthodontic activity (UOA)	0
Baseline contract value	£71,867.68

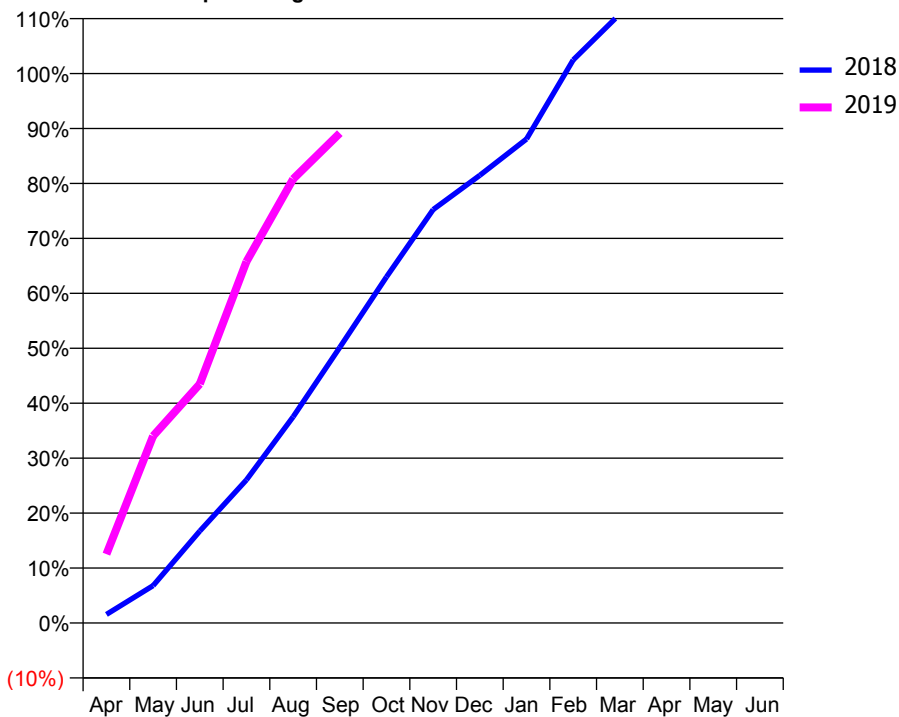
### ACCESS\*

Patients seen in 24 months	Total	Change since previous quarter
Quarter ending September 2017	498	
Quarter ending December 2017	537	↑
Quarter ending March 2018	581	↑
Quarter ending June 2018	614	↑
Quarter ending September 2018	599	↓
<b>Variance since September 2017</b>	<b>20.3%</b>	<b>↑</b>



### ACTIVITY

**Cumulative percentage of contracted UDA delivered 2018 & 2019**



**Adjusted Scheduled Activity (UDA)**

Month	2018	2019
April	24	135
May	105	367
June	258	469
July	402	709
August	579	871
September	774	961
October	972	
November	1,161	
December	1,257	
January	1,359	
February	1,581	
March	1,710	
April	1,788	
May	1,788	
June	1,788	

### QUALITY

	Quantity	Base Number	Contract	AT	Region	England
% of FP17s for the same patient ID Re-attending within 3 months - Children	0	13	0.0%	10.7%	11.4%	11.6%
% of FP17s for the same patient ID Re-attending within 3 months - Adults	0	334	0.0%	14.5%	15.0%	15.5%
% of FP17s for the same patient ID Re-attending between 3 & 9 months - Children	1	13	7.7%	58.0%	59.9%	58.8%
% of FP17s for the same patient ID Re-attending between 3 & 9 months - Adults	1	334	0.3%	48.8%	52.0%	51.1%
% of FP17s for Band 1 Urgent Courses	0	321	0.0%	8.7%	8.0%	9.0%
% of FP17s Relating to Free Repair or Replacements	0	321	0.0%	0.7%	0.8%	0.8%
% of FP17s Relating to Continuations	0	321	0.0%	0.8%	0.9%	0.9%
% of Patients satisfied with the dentistry they have received	0	0	N/A	94.2%	93.5%	93.3%
% of Patients satisfied with the time they had to wait for an appointment	0	0	N/A	87.2%	89.1%	88.9%

\* This is based on patients treated on this contract for their most recent course of treatment. Figures in italics indicate the base number of FP17s or Patient Questionnaire responses are less than 100. N/A is shown where the base number of responses is less than 10 during the period. % is calculated as Quantity/Base number\*100



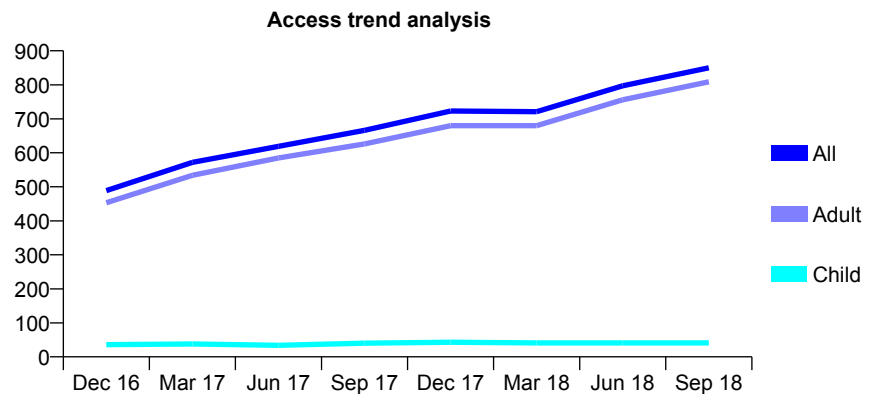
## Q58 - Vital Signs At a Glance Contract Report for 130737/0004 - September 2018

Name or company name	Chartwell Dental Practice Limited
Contract type name	PDS Contract
Purpose of contract	General
Contract start date	01/04/2015
Contract end date	31/03/2020

18/19 Contracted general activity (UDA)	1,476
Carry forward general activity (UDA)	0
18/19 Contracted orthodontic activity (UOA)	0
Carry forward orthodontic activity (UOA)	0
Baseline contract value	£184,501.01

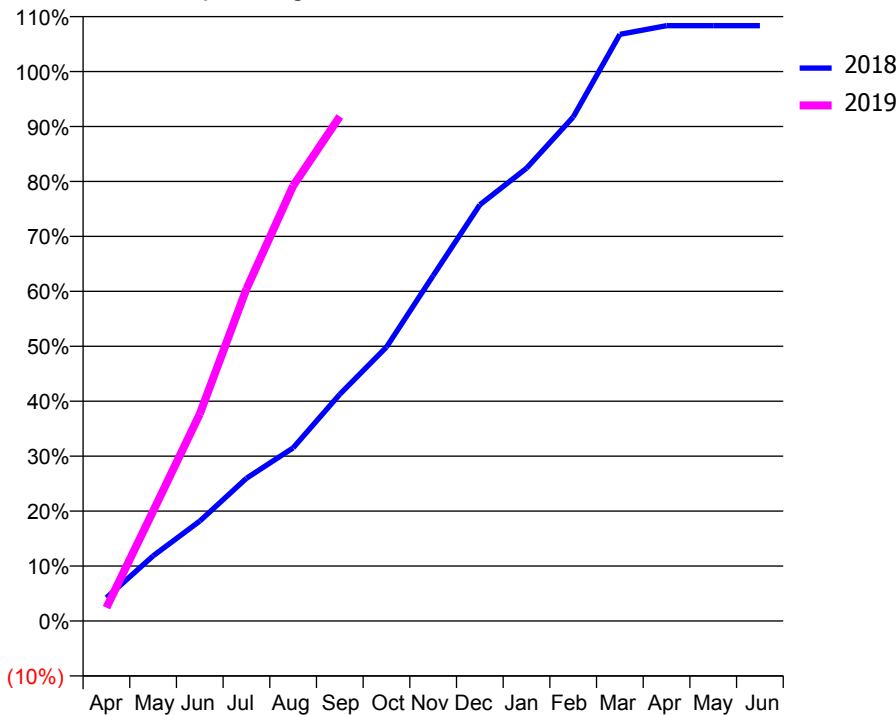
### ACCESS\*

Patients seen in 24 months	Total	Change since previous quarter
Quarter ending September 2017	666	
Quarter ending December 2017	723	↑
Quarter ending March 2018	721	→
Quarter ending June 2018	797	↑
Quarter ending September 2018	850	↑
<b>Variance since September 2017</b>	<b>27.6%</b>	<b>↑</b>



### ACTIVITY

Cumulative percentage of contracted UDA delivered 2018 & 2019



Month	Adjusted Scheduled Activity (UDA)	
	2018	2019
April	78	36
May	219	295
June	336	556
July	480	892
August	582	1,169
September	762	1,355
October	921	
November	1,161	
December	1,399	
January	1,522	
February	1,694	
March	1,972	
April	2,001	
May	2,001	
June	2,001	

### QUALITY

	Quantity	Base Number	Contract	AT	Region	England
% of FP17s for the same patient ID Re-attending within 3 months - Children	0	32	0.0%	10.7%	11.4%	11.6%
% of FP17s for the same patient ID Re-attending within 3 months - Adults	0	430	0.0%	14.5%	15.0%	15.5%
% of FP17s for the same patient ID Re-attending between 3 & 9 months - Children	0	32	0.0%	58.0%	59.9%	58.8%
% of FP17s for the same patient ID Re-attending between 3 & 9 months - Adults	0	430	0.0%	48.8%	52.0%	51.1%
% of FP17s for Band 1 Urgent Courses	0	453	0.0%	8.7%	8.0%	9.0%
% of FP17s Relating to Free Repair or Replacements	0	453	0.0%	0.7%	0.8%	0.8%
% of FP17s Relating to Continuations	0	453	0.0%	0.8%	0.9%	0.9%
% of Patients satisfied with the dentistry they have received	0	0	N/A	94.2%	93.5%	93.3%
% of Patients satisfied with the time they had to wait for an appointment	0	0	N/A	87.2%	89.1%	88.9%

\* This is based on patients treated on this contract for their most recent course of treatment. Figures in italics indicate the base number of FP17s or Patient Questionnaire responses are less than 100. N/A is shown where the base number of responses is less than 10 during the period. % is calculated as Quantity/Base number\*100

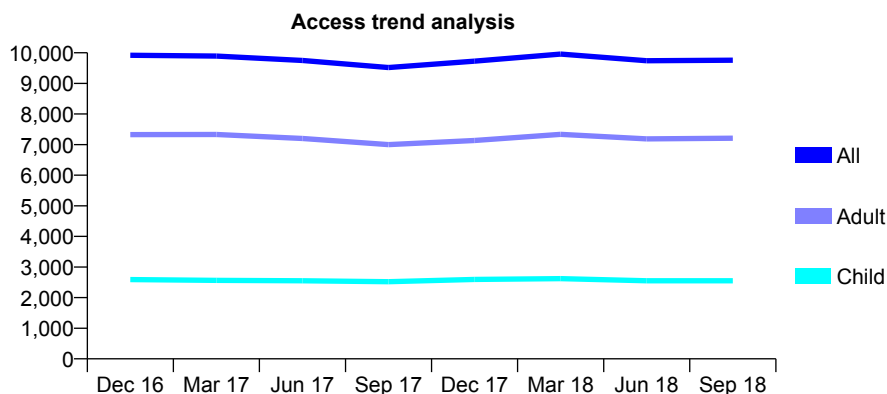
## Q58 - Vital Signs At a Glance Contract Report for 131881/0001 - September 2018

Name or company name	Basudev Enterprise Ltd
Contract type name	GDS Contract
Purpose of contract	General
Contract start date	01/02/2012
Contract end date	

18/19 Contracted general activity (UDA)	28,259
Carry forward general activity (UDA)	0
18/19 Contracted orthodontic activity (UOA)	0
Carry forward orthodontic activity (UOA)	0
Baseline contract value	£652,363.20

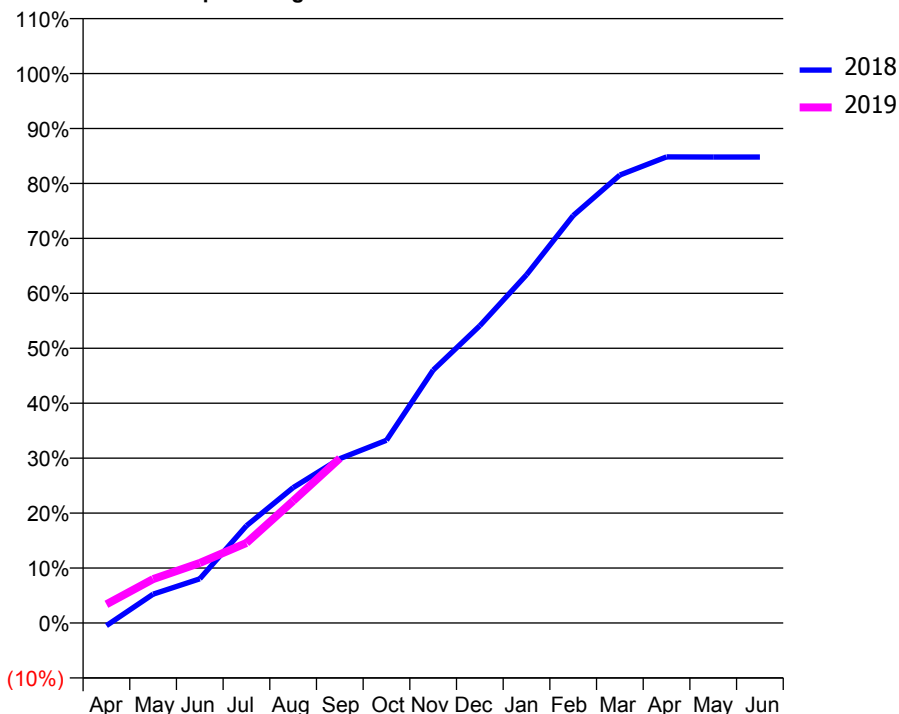
### ACCESS\*

Patients seen in 24 months	Total	Change since previous quarter
Quarter ending September 2017	9,518	
Quarter ending December 2017	9,728	↑
Quarter ending March 2018	9,960	↑
Quarter ending June 2018	9,742	↓
Quarter ending September 2018	9,760	→
<b>Variance since September 2017</b>	<b>2.5%</b>	<b>↑</b>



### ACTIVITY

Cumulative percentage of contracted UDA delivered 2018 & 2019



Month	Adjusted Scheduled Activity (UDA)	
	2018	2019
April	-142	963
May	1,487	2,261
June	2,273	3,089
July	5,006	4,117
August	6,963	6,280
September	8,451	8,470
October	9,401	
November	13,002	
December	15,288	
January	17,906	
February	20,955	
March	23,040	
April	23,971	
May	23,967	
June	23,966	

### QUALITY

	Quantity	Base Number	Contract	AT	Region	England
% of FP17s for the same patient ID Re-attending within 3 months - Children	104	1,565	6.6%	10.7%	11.4%	11.6%
% of FP17s for the same patient ID Re-attending within 3 months - Adults	476	3,964	12.0%	14.5%	15.0%	15.5%
% of FP17s for the same patient ID Re-attending between 3 & 9 months - Children	1,007	1,565	64.3%	58.0%	59.9%	58.8%
% of FP17s for the same patient ID Re-attending between 3 & 9 months - Adults	2,271	3,964	57.3%	48.8%	52.0%	51.1%
% of FP17s for Band 1 Urgent Courses	438	5,071	8.6%	8.7%	8.0%	9.0%
% of FP17s Relating to Free Repair or Replacements	51	5,071	1.0%	0.7%	0.8%	0.8%
% of FP17s Relating to Continuations	21	5,071	0.4%	0.8%	0.9%	0.9%
% of Patients satisfied with the dentistry they have received	0	0	N/A	94.2%	93.5%	93.3%
% of Patients satisfied with the time they had to wait for an appointment	0	0	N/A	87.2%	89.1%	88.9%

\* This is based on patients treated on this contract for their most recent course of treatment. Figures in italics indicate the base number of FP17s or Patient Questionnaire responses are less than 100. N/A is shown where the base number of responses is less than 10 during the period. % is calculated as Quantity/Base number\*100

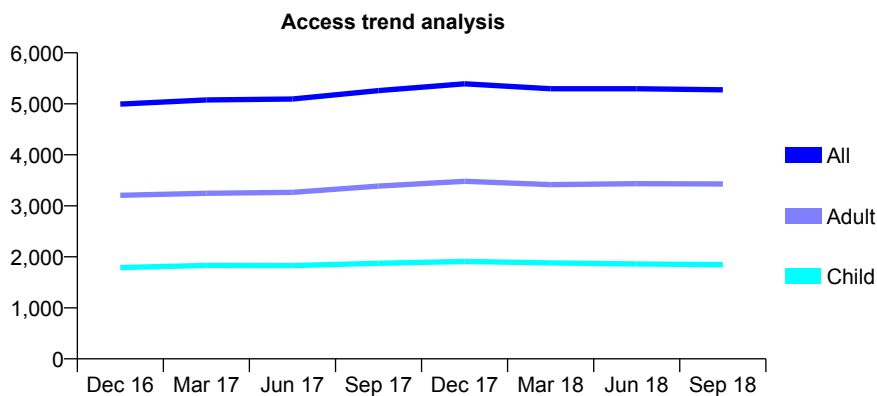
## Q58 - Vital Signs At a Glance Contract Report for 134139/0001 - September 2018

Name or company name	The Green Bushey Partnership
Contract type name	GDS Contract
Purpose of contract	General
Contract start date	01/11/2007
Contract end date	

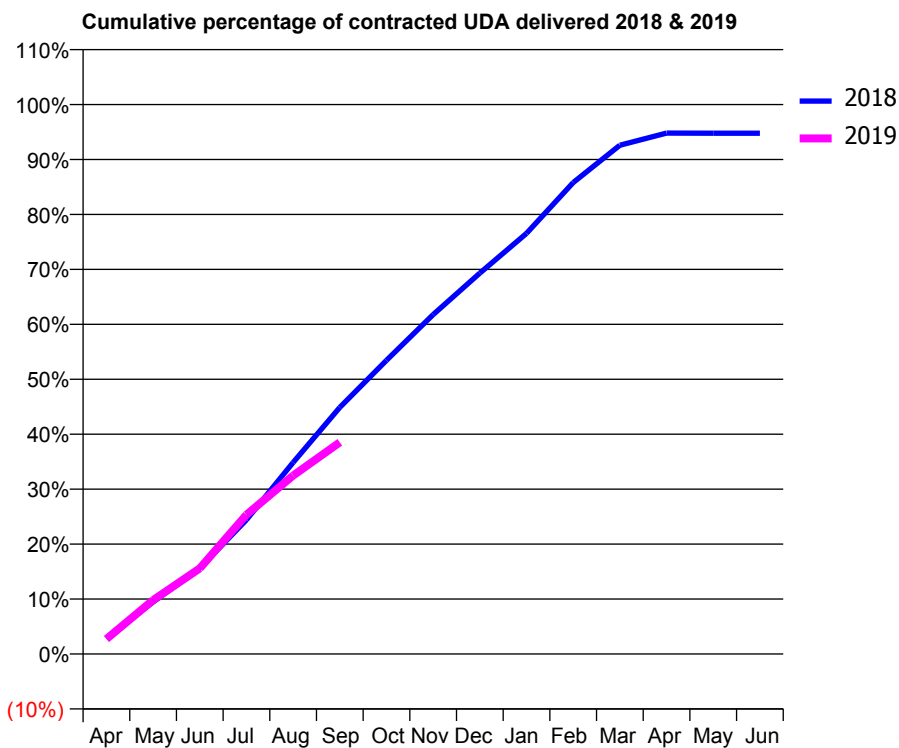
18/19 Contracted general activity (UDA)	12,423
Carry forward general activity (UDA)	0
18/19 Contracted orthodontic activity (UOA)	0
Carry forward orthodontic activity (UOA)	0
Baseline contract value	£389,433.40

### ACCESS\*

Patients seen in 24 months	Total	Change since previous quarter
Quarter ending September 2017	5,259	
Quarter ending December 2017	5,392	↑
Quarter ending March 2018	5,296	↓
Quarter ending June 2018	5,295	→
Quarter ending September 2018	5,275	→
<b>Variance since September 2017</b>	<b>0.3%</b>	<b>→</b>



### ACTIVITY



Month	Adjusted Scheduled Activity (UDA)	
	2018	2019
April	363	339
May	1,178	1,219
June	1,941	1,936
July	3,033	3,147
August	4,332	4,036
September	5,577	4,786
October	6,639	
November	7,675	
December	8,611	
January	9,509	
February	10,660	
March	11,503	
April	11,776	
May	11,775	
June	11,775	

### QUALITY

	Quantity	Base Number	Contract	AT	Region	England
% of FP17s for the same patient ID Re-attending within 3 months - Children	69	1,159	6.0%	10.7%	11.4%	11.6%
% of FP17s for the same patient ID Re-attending within 3 months - Adults	251	1,835	13.7%	14.5%	15.0%	15.5%
% of FP17s for the same patient ID Re-attending between 3 & 9 months - Children	646	1,159	55.7%	58.0%	59.9%	58.8%
% of FP17s for the same patient ID Re-attending between 3 & 9 months - Adults	820	1,835	44.7%	48.8%	52.0%	51.1%
% of FP17s for Band 1 Urgent Courses	362	2,853	12.7%	8.7%	8.0%	9.0%
% of FP17s Relating to Free Repair or Replacements	9	2,853	0.3%	0.7%	0.8%	0.8%
% of FP17s Relating to Continuations	25	2,853	0.9%	0.8%	0.9%	0.9%
% of Patients satisfied with the dentistry they have received	2	2	N/A	94.2%	93.5%	93.3%
% of Patients satisfied with the time they had to wait for an appointment	2	2	N/A	87.2%	89.1%	88.9%

\* This is based on patients treated on this contract for their most recent course of treatment. Figures in italics indicate the base number of FP17s or Patient Questionnaire responses are less than 100. N/A is shown where the base number of responses is less than 10 during the period. % is calculated as Quantity/Base number\*100

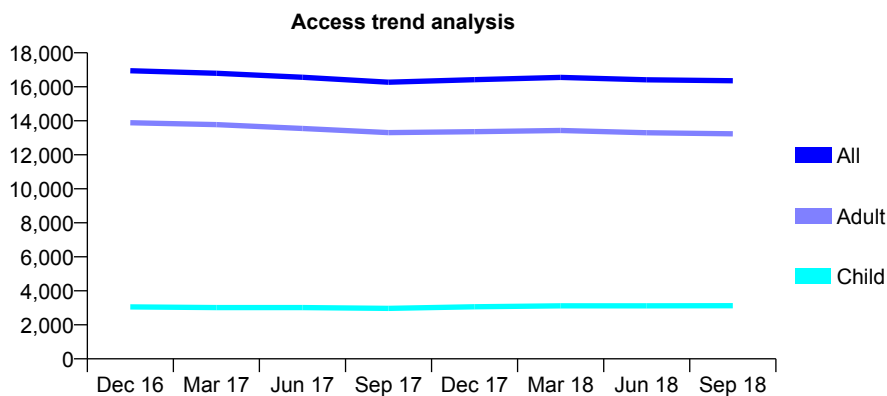
## Q58 - Vital Signs At a Glance Contract Report for 134368/0001 - September 2018

Name or company name	The Elms Dental Practice
Contract type name	GDS Contract
Purpose of contract	General
Contract start date	01/04/2006
Contract end date	

18/19 Contracted general activity (UDA)	53,046
Carry forward general activity (UDA)	0
18/19 Contracted orthodontic activity (UOA)	0
Carry forward orthodontic activity (UOA)	0
Baseline contract value	£1,414,593.59

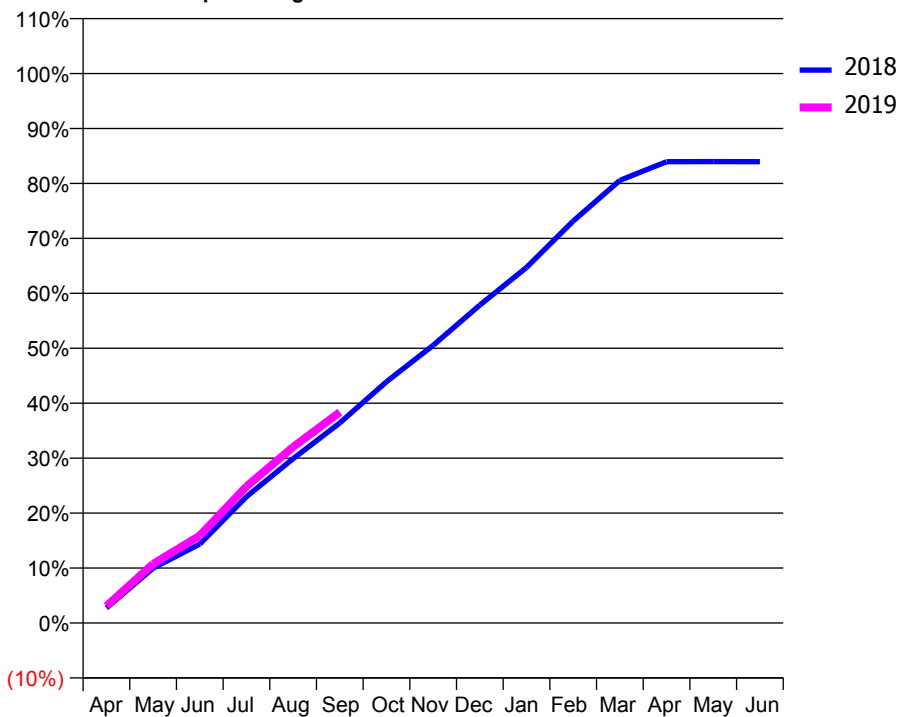
### ACCESS\*

Patients seen in 24 months	Total	Change since previous quarter
Quarter ending September 2017	16,272	
Quarter ending December 2017	16,422	→
Quarter ending March 2018	16,552	→
Quarter ending June 2018	16,409	→
Quarter ending September 2018	16,359	→
<b>Variance since September 2017</b>	<b>0.5%</b>	<b>→</b>



### ACTIVITY

Cumulative percentage of contracted UDA delivered 2018 & 2019



Month	Adjusted Scheduled Activity (UDA)	
	2018	2019
April	1,444	1,644
May	5,291	5,712
June	7,626	8,433
July	12,192	13,188
August	15,861	16,999
September	19,317	20,359
October	23,294	
November	26,813	
December	30,699	
January	34,321	
February	38,800	
March	42,728	
April	44,527	
May	44,540	
June	44,538	

### QUALITY

	Quantity	Base Number	Contract	AT	Region	England
% of FP17s for the same patient ID Re-attending within 3 months - Children	151	2,480	6.1%	10.7%	11.4%	11.6%
% of FP17s for the same patient ID Re-attending within 3 months - Adults	1,078	9,847	10.9%	14.5%	15.0%	15.5%
% of FP17s for the same patient ID Re-attending between 3 & 9 months - Children	1,699	2,480	68.5%	58.0%	59.9%	58.8%
% of FP17s for the same patient ID Re-attending between 3 & 9 months - Adults	6,458	9,847	65.6%	48.8%	52.0%	51.1%
% of FP17s for Band 1 Urgent Courses	563	11,150	5.0%	8.7%	8.0%	9.0%
% of FP17s Relating to Free Repair or Replacements	125	11,150	1.1%	0.7%	0.8%	0.8%
% of FP17s Relating to Continuations	26	11,150	0.2%	0.8%	0.9%	0.9%
% of Patients satisfied with the dentistry they have received	14	14	100.0%	94.2%	93.5%	93.3%
% of Patients satisfied with the time they had to wait for an appointment	13	14	92.9%	87.2%	89.1%	88.9%

\* This is based on patients treated on this contract for their most recent course of treatment. Figures in italics indicate the base number of FP17s or Patient Questionnaire responses are less than 100. N/A is shown where the base number of responses is less than 10 during the period. % is calculated as Quantity/Base number\*100

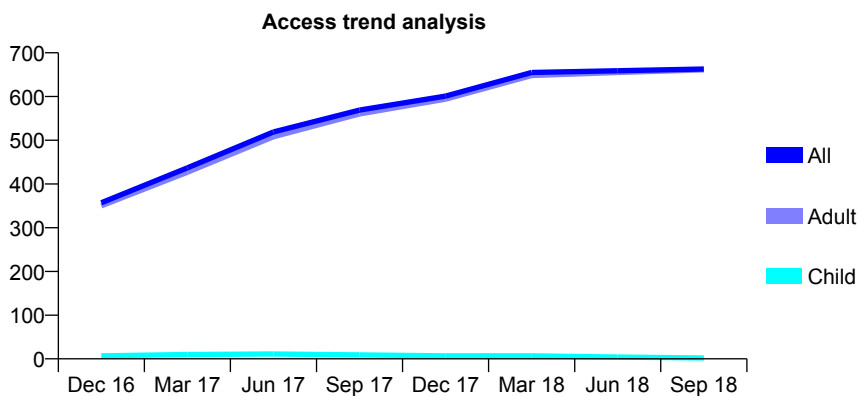
## Q58 - Vital Signs At a Glance Contract Report for 135143/0001 - September 2018

Name or company name	GOFFS OAK DENTAL CARE
Contract type name	PDS Contract
Purpose of contract	General
Contract start date	25/02/2013
Contract end date	31/03/2020

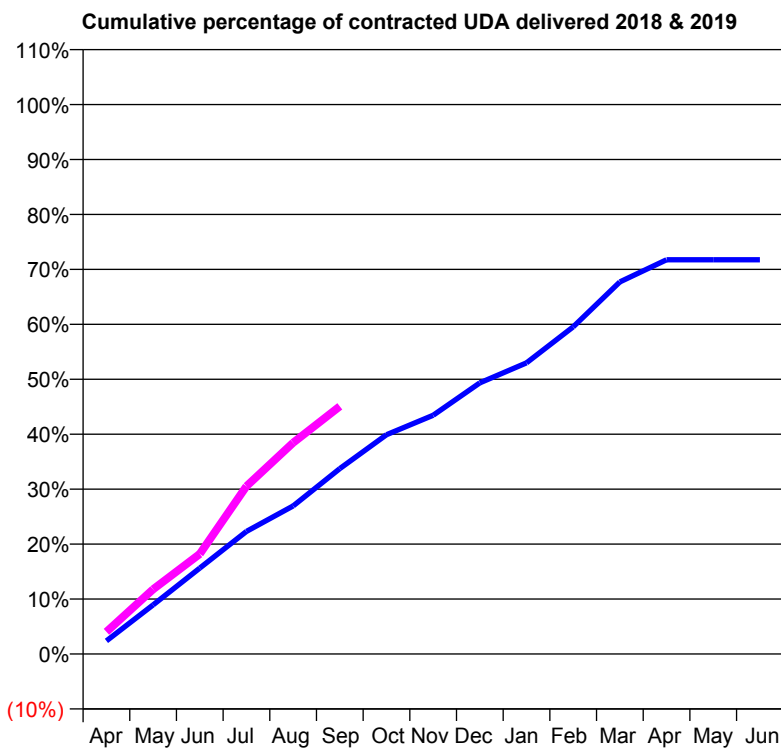
18/19 Contracted general activity (UDA)	1,631
Carry forward general activity (UDA)	0
18/19 Contracted orthodontic activity (UOA)	0
Carry forward orthodontic activity (UOA)	0
Baseline contract value	£61,201.02

### ACCESS\*

Patients seen in 24 months	Total	Change since previous quarter
Quarter ending September 2017	569	
Quarter ending December 2017	601	↑
Quarter ending March 2018	655	↑
Quarter ending June 2018	659	→
Quarter ending September 2018	663	→
<b>Variance since September 2017</b>	<b>16.5%</b>	<b>↑</b>



### ACTIVITY



Month	Adjusted Scheduled Activity (UDA)	
	2018	2019
April	57	66
May	213	192
June	373	297
July	532	498
August	643	627
September	805	735
October	952	
November	1,036	
December	1,177	
January	1,264	
February	1,420	
March	1,615	
April	1,711	
May	1,711	
June	1,711	

### QUALITY

	Quantity	Base Number	Contract	AT	Region	England
% of FP17s for the same patient ID Re-attending within 3 months - Children	0	0	N/A	10.7%	11.4%	11.6%
% of FP17s for the same patient ID Re-attending within 3 months - Adults	0	277	0.0%	14.5%	15.0%	15.5%
% of FP17s for the same patient ID Re-attending between 3 & 9 months - Children	0	0	N/A	58.0%	59.9%	58.8%
% of FP17s for the same patient ID Re-attending between 3 & 9 months - Adults	3	277	1.1%	48.8%	52.0%	51.1%
% of FP17s for Band 1 Urgent Courses	0	245	0.0%	8.7%	8.0%	9.0%
% of FP17s Relating to Free Repair or Replacements	0	245	0.0%	0.7%	0.8%	0.8%
% of FP17s Relating to Continuations	0	245	0.0%	0.8%	0.9%	0.9%
% of Patients satisfied with the dentistry they have received	0	0	N/A	94.2%	93.5%	93.3%
% of Patients satisfied with the time they had to wait for an appointment	0	0	N/A	87.2%	89.1%	88.9%

\* This is based on patients treated on this contract for their most recent course of treatment. Figures in italics indicate the base number of FP17s or Patient Questionnaire responses are less than 100. N/A is shown where the base number of responses is less than 10 during the period. % is calculated as Quantity/Base number\*100

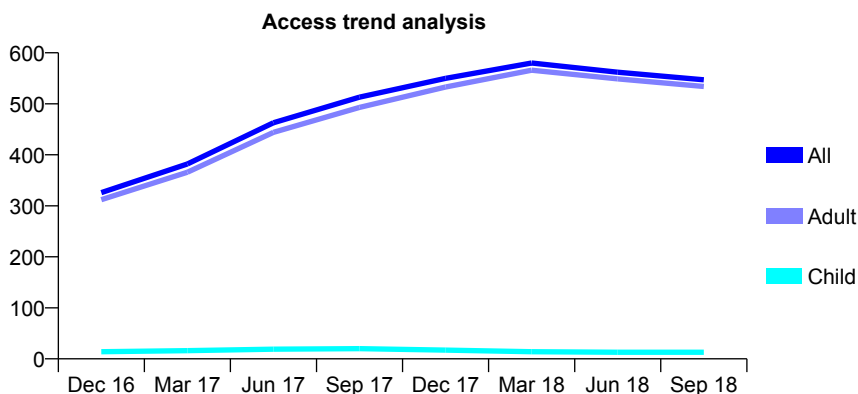
## Q58 - Vital Signs At a Glance Contract Report for 135143/0002 - September 2018

Name or company name	GOFFS OAK DENTAL CARE
Contract type name	PDS Contract
Purpose of contract	General
Contract start date	25/02/2013
Contract end date	31/03/2020

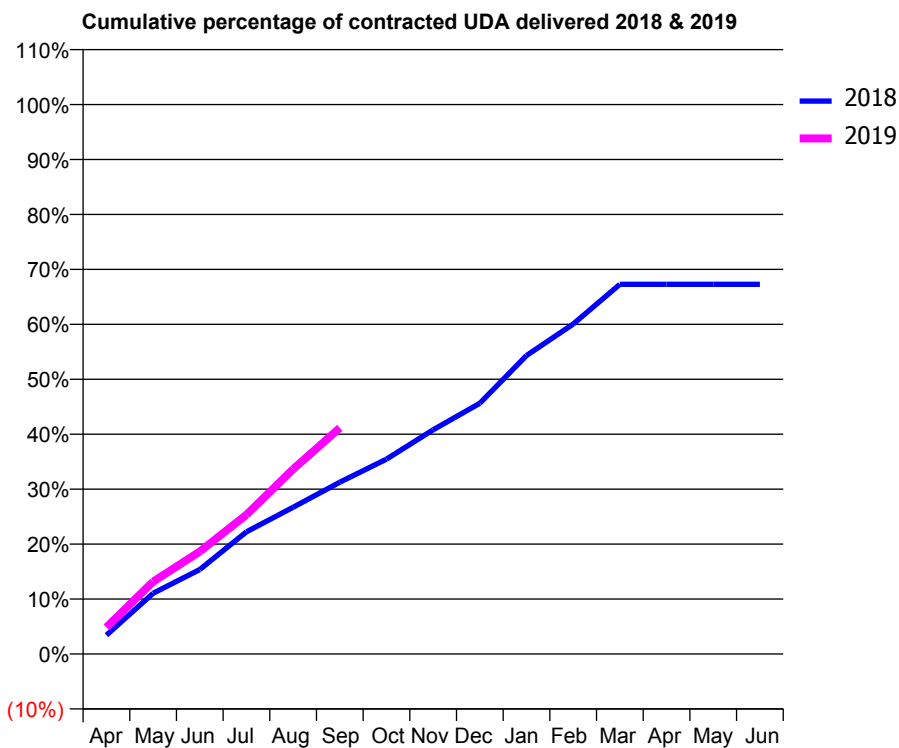
18/19 Contracted general activity (UDA)	1,480
Carry forward general activity (UDA)	0
18/19 Contracted orthodontic activity (UOA)	0
Carry forward orthodontic activity (UOA)	0
Baseline contract value	£83,626.02

### ACCESS\*

Patients seen in 24 months	Total	Change since previous quarter
Quarter ending September 2017	513	
Quarter ending December 2017	550	↑
Quarter ending March 2018	580	↑
Quarter ending June 2018	562	↓
Quarter ending September 2018	547	↓
<b>Variance since September 2017</b>	<b>6.6%</b>	<b>↑</b>



### ACTIVITY



Month	Adjusted Scheduled Activity (UDA)	
	2018	2019
April	81	72
May	261	195
June	363	276
July	525	375
August	630	498
September	738	609
October	837	
November	963	
December	1,077	
January	1,282	
February	1,417	
March	1,588	
April	1,588	
May	1,588	
June	1,588	

### QUALITY

	Quantity	Base Number	Contract	AT	Region	England
% of FP17s for the same patient ID Re-attending within 3 months - Children	0	5	0.0%	10.7%	11.4%	11.6%
% of FP17s for the same patient ID Re-attending within 3 months - Adults	0	198	0.0%	14.5%	15.0%	15.5%
% of FP17s for the same patient ID Re-attending between 3 & 9 months - Children	0	5	0.0%	58.0%	59.9%	58.8%
% of FP17s for the same patient ID Re-attending between 3 & 9 months - Adults	1	198	0.5%	48.8%	52.0%	51.1%
% of FP17s for Band 1 Urgent Courses	0	203	0.0%	8.7%	8.0%	9.0%
% of FP17s Relating to Free Repair or Replacements	0	203	0.0%	0.7%	0.8%	0.8%
% of FP17s Relating to Continuations	0	203	0.0%	0.8%	0.9%	0.9%
% of Patients satisfied with the dentistry they have received	0	0	N/A	94.2%	93.5%	93.3%
% of Patients satisfied with the time they had to wait for an appointment	0	0	N/A	87.2%	89.1%	88.9%

\* This is based on patients treated on this contract for their most recent course of treatment. Figures in italics indicate the base number of FP17s or Patient Questionnaire responses are less than 100. N/A is shown where the base number of responses is less than 10 during the period. % is calculated as Quantity/Base number\*100

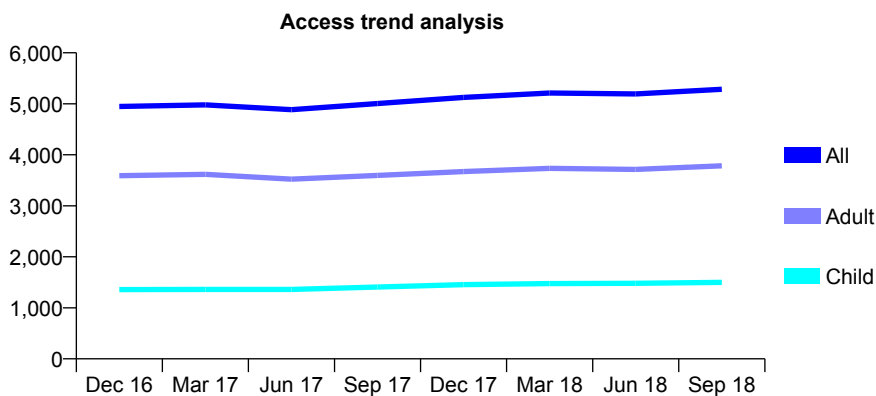
## Q58 - Vital Signs At a Glance Contract Report for 135380/0001 - September 2018

Name or company name	Borehamwood Dental Practice Ltd
Contract type name	GDS Contract
Purpose of contract	General
Contract start date	19/11/2007
Contract end date	

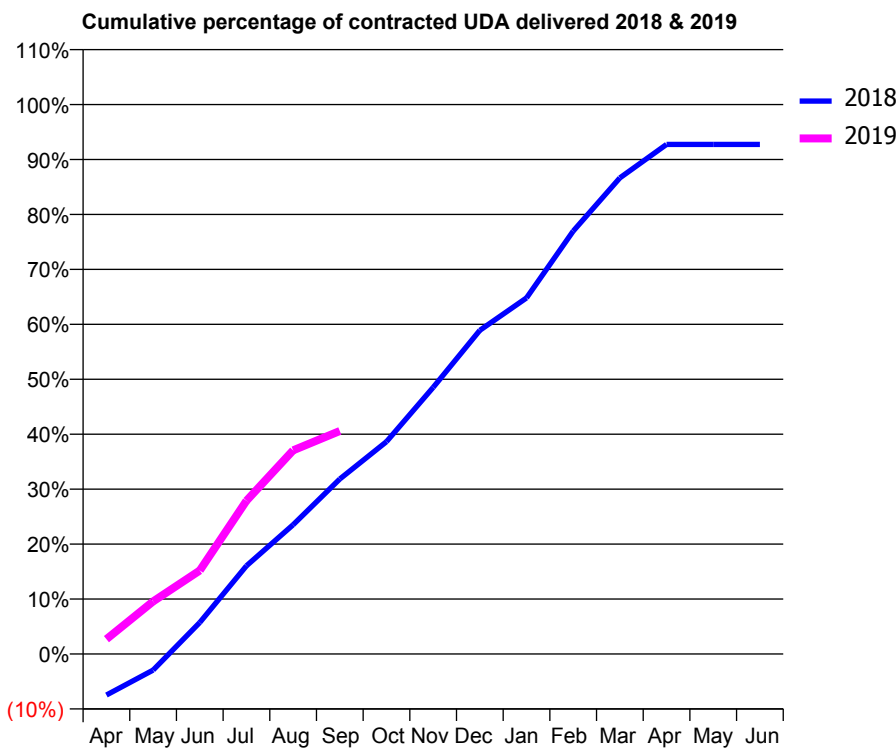
18/19 Contracted general activity (UDA)	13,845
Carry forward general activity (UDA)	0
18/19 Contracted orthodontic activity (UOA)	0
Carry forward orthodontic activity (UOA)	0
Baseline contract value	£414,433.11

### ACCESS\*

Patients seen in 24 months	Total	Change since previous quarter
Quarter ending September 2017	5,005	
Quarter ending December 2017	5,125	↑
Quarter ending March 2018	5,211	→
Quarter ending June 2018	5,194	→
Quarter ending September 2018	5,284	→
<b>Variance since September 2017</b>	<b>5.6%</b>	<b>↑</b>



### ACTIVITY



Month	Adjusted Scheduled Activity (UDA)	
	2018	2019
April	-1,037	373
May	-408	1,327
June	796	2,106
July	2,224	3,862
August	3,257	5,132
September	4,409	5,621
October	5,351	
November	6,719	
December	8,155	
January	8,972	
February	10,656	
March	11,997	
April	12,838	
May	12,838	
June	12,838	

### QUALITY

	Quantity	Base Number	Contract	AT	Region	England
% of FP17s for the same patient ID Re-attending within 3 months - Children	88	972	9.1%	10.7%	11.4%	11.6%
% of FP17s for the same patient ID Re-attending within 3 months - Adults	321	2,122	15.1%	14.5%	15.0%	15.5%
% of FP17s for the same patient ID Re-attending between 3 & 9 months - Children	536	972	55.1%	58.0%	59.9%	58.8%
% of FP17s for the same patient ID Re-attending between 3 & 9 months - Adults	1,000	2,122	47.1%	48.8%	52.0%	51.1%
% of FP17s for Band 1 Urgent Courses	248	2,755	9.0%	8.7%	8.0%	9.0%
% of FP17s Relating to Free Repair or Replacements	5	2,755	0.2%	0.7%	0.8%	0.8%
% of FP17s Relating to Continuations	74	2,755	2.7%	0.8%	0.9%	0.9%
% of Patients satisfied with the dentistry they have received	1	1	N/A	94.2%	93.5%	93.3%
% of Patients satisfied with the time they had to wait for an appointment	1	1	N/A	87.2%	89.1%	88.9%

\* This is based on patients treated on this contract for their most recent course of treatment. Figures in italics indicate the base number of FP17s or Patient Questionnaire responses are less than 100. N/A is shown where the base number of responses is less than 10 during the period. % is calculated as Quantity/Base number\*100

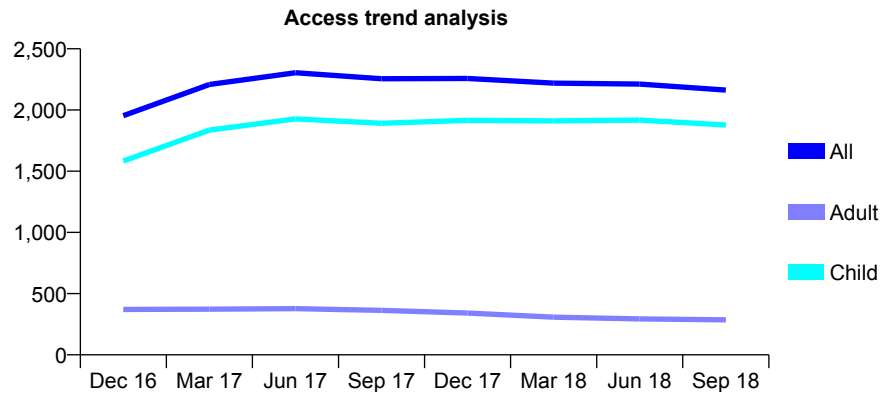
## Q58 - Vital Signs At a Glance Contract Report for 137677/0003 - September 2018

Name or company name	Leagrave Clinic Ltd
Contract type name	PDS Contract
Purpose of contract	General
Contract start date	01/04/2014
Contract end date	31/03/2020

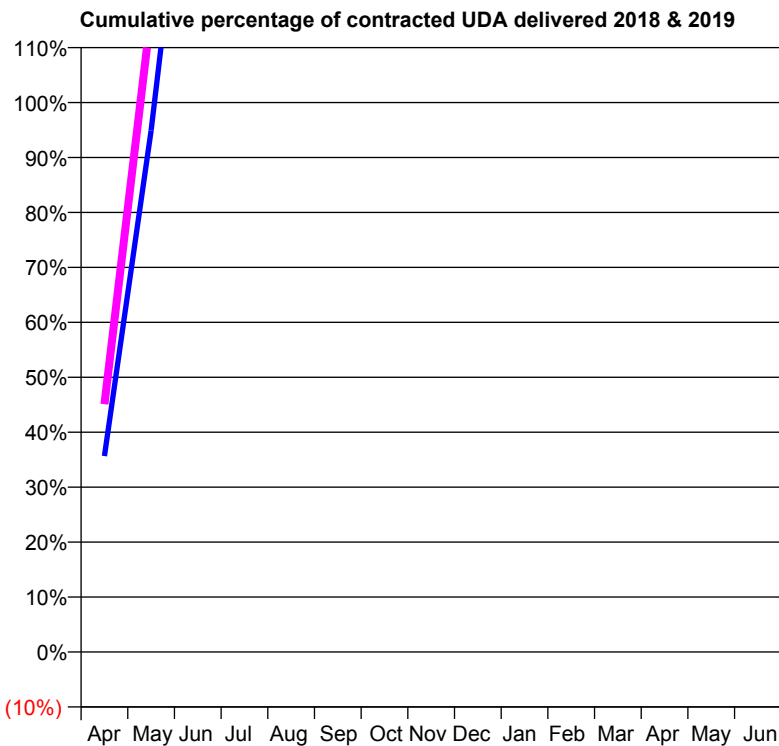
18/19 Contracted general activity (UDA)	900
Carry forward general activity (UDA)	0
18/19 Contracted orthodontic activity (UOA)	0
Carry forward orthodontic activity (UOA)	0
Baseline contract value	£570,945.74

### ACCESS\*

Patients seen in 24 months	Total	Change since previous quarter
Quarter ending September 2017	2,255	
Quarter ending December 2017	2,258	→
Quarter ending March 2018	2,219	↓
Quarter ending June 2018	2,212	→
Quarter ending September 2018	2,163	↓
<b>Variance since September 2017</b>	<b>(4.1%)</b>	<b>↓</b>



### ACTIVITY



Adjusted Scheduled Activity (UDA)		
Month	2018	2019
April	321	406
May	854	1,045
June	1,497	1,553
July	2,264	2,544
August	2,823	2,995
September	3,528	3,615
October	4,362	
November	5,116	
December	5,777	
January	6,358	
February	7,150	
March	7,830	
April	8,130	
May	8,130	
June	8,130	

### QUALITY

	Quantity	Base Number	Contract	AT	Region	England
% of FP17s for the same patient ID Re-attending within 3 months - Children	101	1,330	7.6%	10.7%	11.4%	11.6%
% of FP17s for the same patient ID Re-attending within 3 months - Adults	4	135	3.0%	14.5%	15.0%	15.5%
% of FP17s for the same patient ID Re-attending between 3 & 9 months - Children	23	1,330	1.7%	58.0%	59.9%	58.8%
% of FP17s for the same patient ID Re-attending between 3 & 9 months - Adults	3	135	2.2%	48.8%	52.0%	51.1%
% of FP17s for Band 1 Urgent Courses	0	1,353	0.0%	8.7%	8.0%	9.0%
% of FP17s Relating to Free Repair or Replacements	0	1,353	0.0%	0.7%	0.8%	0.8%
% of FP17s Relating to Continuations	13	1,353	1.0%	0.8%	0.9%	0.9%
% of Patients satisfied with the dentistry they have received	0	0	N/A	94.2%	93.5%	93.3%
% of Patients satisfied with the time they had to wait for an appointment	0	0	N/A	87.2%	89.1%	88.9%

\* This is based on patients treated on this contract for their most recent course of treatment. Figures in italics indicate the base number of FP17s or Patient Questionnaire responses are less than 100. N/A is shown where the base number of responses is less than 10 during the period. % is calculated as Quantity/Base number\*100



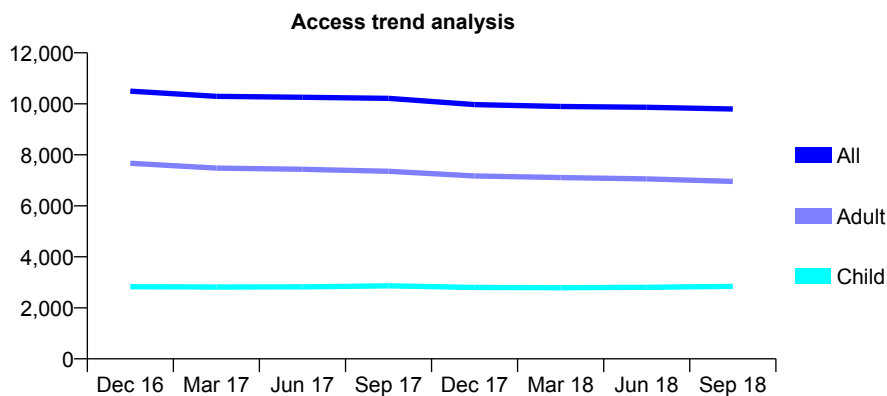
## Q58 - Vital Signs At a Glance Contract Report for 138703/0002 - September 2018

Name or company name	Palladium Services Limited
Contract type name	GDS Contract
Purpose of contract	General
Contract start date	05/08/2011
Contract end date	

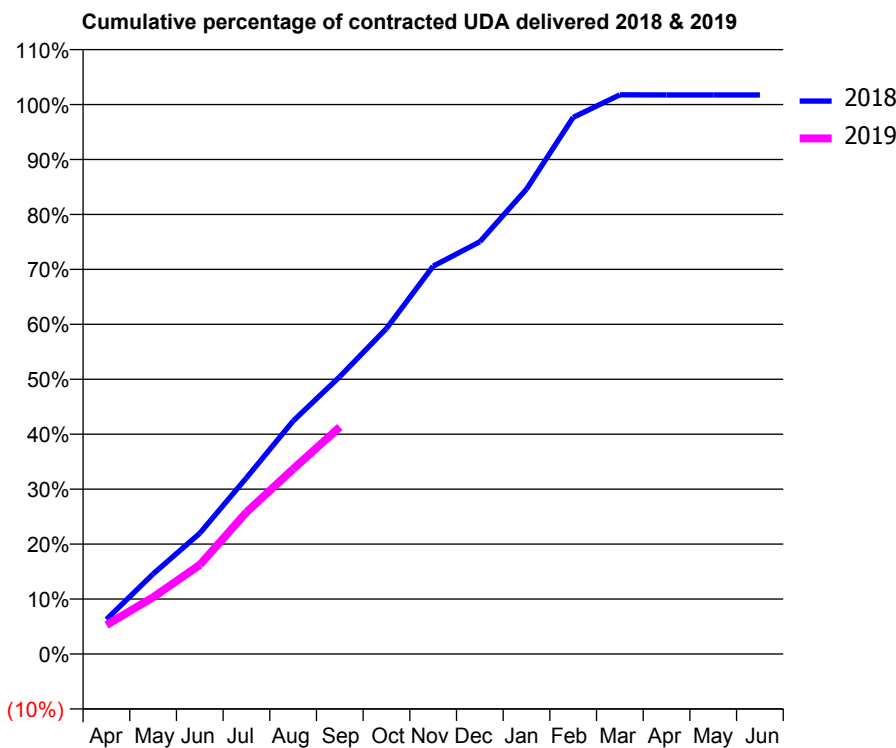
18/19 Contracted general activity (UDA)	24,913
Carry forward general activity (UDA)	0
18/19 Contracted orthodontic activity (UOA)	0
Carry forward orthodontic activity (UOA)	0
Baseline contract value	£662,417.35

### ACCESS\*

Patients seen in 24 months	Total	Change since previous quarter
Quarter ending September 2017	10,216	
Quarter ending December 2017	9,969	↓
Quarter ending March 2018	9,898	→
Quarter ending June 2018	9,863	→
Quarter ending September 2018	9,797	→
<b>Variance since September 2017</b>	<b>(4.1%)</b>	<b>↓</b>



### ACTIVITY



Month	Adjusted Scheduled Activity (UDA)	
	2018	2019
April	1,569	1,317
May	3,631	2,574
June	5,472	4,043
July	7,987	6,428
August	10,567	8,389
September	12,578	10,291
October	14,758	
November	17,581	
December	18,692	
January	21,080	
February	24,330	
March	25,354	
April	25,346	
May	25,348	
June	25,347	

### QUALITY

	Quantity	Base Number	Contract	AT	Region	England
% of FP17s for the same patient ID Re-attending within 3 months - Children	147	2,130	6.9%	10.7%	11.4%	11.6%
% of FP17s for the same patient ID Re-attending within 3 months - Adults	317	3,911	8.1%	14.5%	15.0%	15.5%
% of FP17s for the same patient ID Re-attending between 3 & 9 months - Children	1,395	2,130	65.5%	58.0%	59.9%	58.8%
% of FP17s for the same patient ID Re-attending between 3 & 9 months - Adults	2,342	3,911	59.9%	48.8%	52.0%	51.1%
% of FP17s for Band 1 Urgent Courses	374	6,043	6.2%	8.7%	8.0%	9.0%
% of FP17s Relating to Free Repair or Replacements	33	6,043	0.5%	0.7%	0.8%	0.8%
% of FP17s Relating to Continuations	16	6,043	0.3%	0.8%	0.9%	0.9%
% of Patients satisfied with the dentistry they have received	3	3	N/A	94.2%	93.5%	93.3%
% of Patients satisfied with the time they had to wait for an appointment	3	3	N/A	87.2%	89.1%	88.9%

\* This is based on patients treated on this contract for their most recent course of treatment. Figures in italics indicate the base number of FP17s or Patient Questionnaire responses are less than 100. N/A is shown where the base number of responses is less than 10 during the period. % is calculated as Quantity/Base number\*100

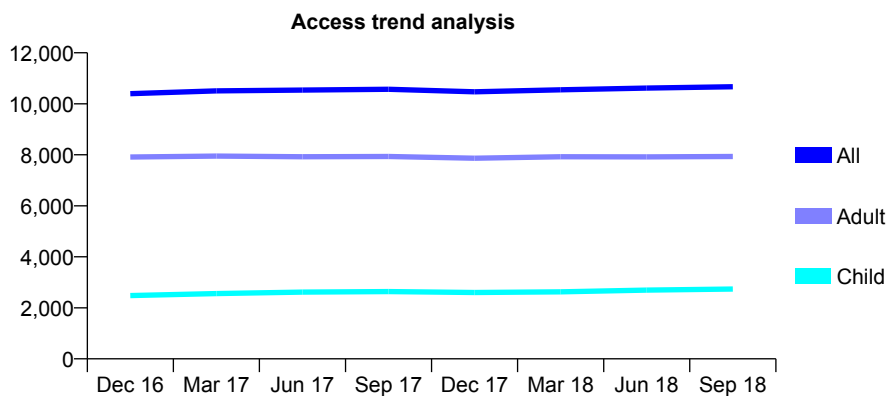
## Q58 - Vital Signs At a Glance Contract Report for 140732/0001 - September 2018

Name or company name	The Watford Dental Partnership Ltd
Contract type name	GDS Contract
Purpose of contract	General
Contract start date	01/10/2011
Contract end date	

18/19 Contracted general activity (UDA)	22,916
Carry forward general activity (UDA)	0
18/19 Contracted orthodontic activity (UOA)	0
Carry forward orthodontic activity (UOA)	0
Baseline contract value	£536,780.96

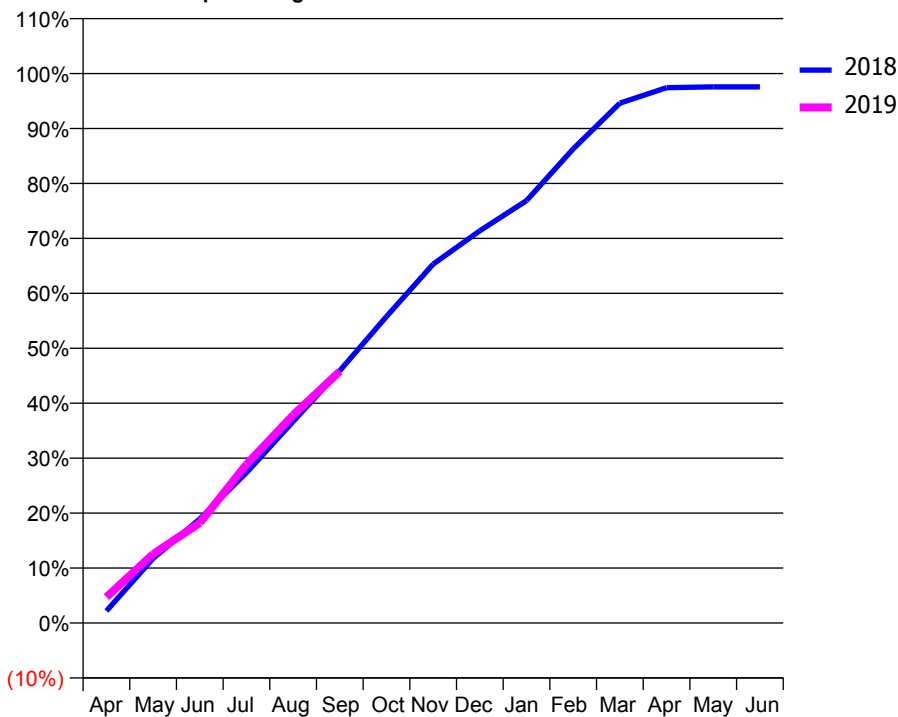
### ACCESS\*

Patients seen in 24 months	Total	Change since previous quarter
Quarter ending September 2017	10,571	
Quarter ending December 2017	10,470	→
Quarter ending March 2018	10,550	→
Quarter ending June 2018	10,618	→
Quarter ending September 2018	10,668	→
<b>Variance since September 2017</b>	<b>0.9%</b>	<b>→</b>



### ACTIVITY

Cumulative percentage of contracted UDA delivered 2018 & 2019



Month	Adjusted Scheduled Activity (UDA)	
	2018	2019
April	505	1,082
May	2,694	2,876
June	4,338	4,172
July	6,272	6,617
August	8,404	8,671
September	10,524	10,494
October	12,784	
November	14,966	
December	16,360	
January	17,615	
February	19,770	
March	21,679	
April	22,323	
May	22,358	
June	22,360	

### QUALITY

	Quantity	Base Number	Contract	AT	Region	England
% of FP17s for the same patient ID Re-attending within 3 months - Children	149	1,984	7.5%	10.7%	11.4%	11.6%
% of FP17s for the same patient ID Re-attending within 3 months - Adults	658	4,783	13.8%	14.5%	15.0%	15.5%
% of FP17s for the same patient ID Re-attending between 3 & 9 months - Children	1,026	1,984	51.7%	58.0%	59.9%	58.8%
% of FP17s for the same patient ID Re-attending between 3 & 9 months - Adults	2,107	4,783	44.1%	48.8%	52.0%	51.1%
% of FP17s for Band 1 Urgent Courses	615	5,933	10.4%	8.7%	8.0%	9.0%
% of FP17s Relating to Free Repair or Replacements	31	5,933	0.5%	0.7%	0.8%	0.8%
% of FP17s Relating to Continuations	18	5,933	0.3%	0.8%	0.9%	0.9%
% of Patients satisfied with the dentistry they have received	4	4	N/A	94.2%	93.5%	93.3%
% of Patients satisfied with the time they had to wait for an appointment	4	4	N/A	87.2%	89.1%	88.9%

\* This is based on patients treated on this contract for their most recent course of treatment. Figures in italics indicate the base number of FP17s or Patient Questionnaire responses are less than 100. N/A is shown where the base number of responses is less than 10 during the period. % is calculated as Quantity/Base number\*100

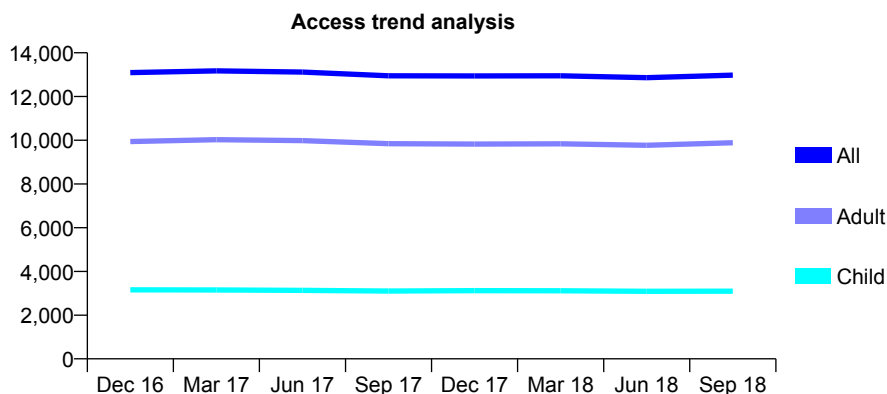
## Q58 - Vital Signs At a Glance Contract Report for 141607/0001 - September 2018

Name or company name	Ware Dental Care
Contract type name	GDS Contract
Purpose of contract	General
Contract start date	01/06/2007
Contract end date	

18/19 Contracted general activity (UDA)	35,500
Carry forward general activity (UDA)	0
18/19 Contracted orthodontic activity (UOA)	0
Carry forward orthodontic activity (UOA)	0
Baseline contract value	£921,474.97

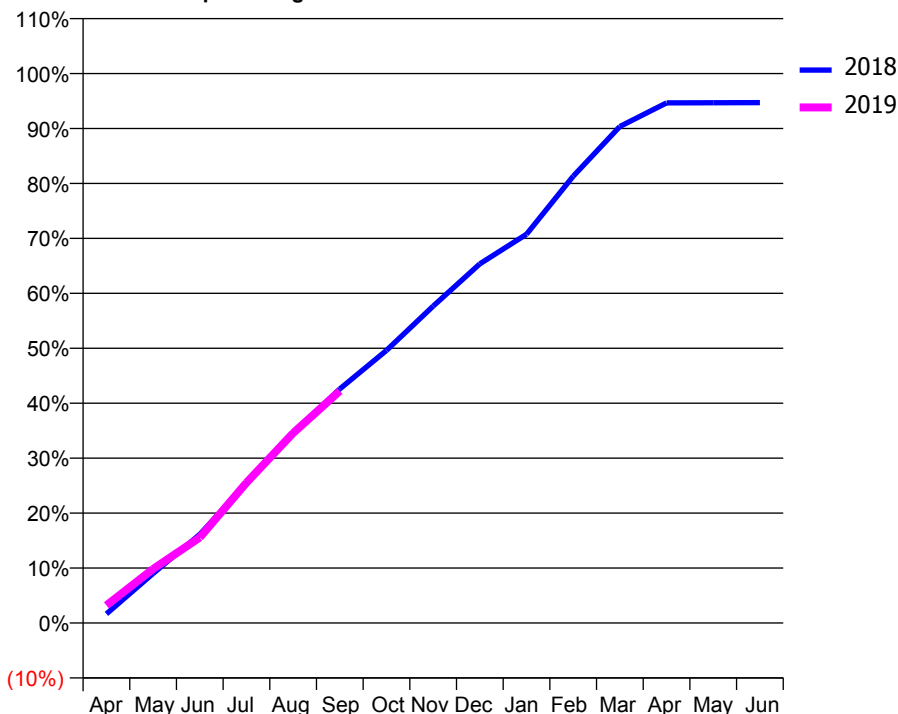
### ACCESS\*

Patients seen in 24 months	Total	Change since previous quarter
Quarter ending September 2017	12,946	
Quarter ending December 2017	12,940	→
Quarter ending March 2018	12,948	→
Quarter ending June 2018	12,862	→
Quarter ending September 2018	12,977	→
<b>Variance since September 2017</b>	<b>0.2%</b>	<b>→</b>



### ACTIVITY

Cumulative percentage of contracted UDA delivered 2018 & 2019



Month	Adjusted Scheduled Activity (UDA)	
	2018	2019
April	591	1,145
May	3,199	3,494
June	5,726	5,523
July	9,005	9,065
August	12,263	12,272
September	15,122	14,992
October	17,616	
November	20,473	
December	23,206	
January	25,121	
February	28,864	
March	32,080	
April	33,598	
May	33,614	
June	33,616	

### QUALITY

	Quantity	Base Number	Contract	AT	Region	England
% of FP17s for the same patient ID Re-attending within 3 months - Children	160	2,457	6.5%	10.7%	11.4%	11.6%
% of FP17s for the same patient ID Re-attending within 3 months - Adults	872	7,470	11.7%	14.5%	15.0%	15.5%
% of FP17s for the same patient ID Re-attending between 3 & 9 months - Children	1,661	2,457	67.6%	58.0%	59.9%	58.8%
% of FP17s for the same patient ID Re-attending between 3 & 9 months - Adults	4,622	7,470	61.9%	48.8%	52.0%	51.1%
% of FP17s for Band 1 Urgent Courses	707	9,163	7.7%	8.7%	8.0%	9.0%
% of FP17s Relating to Free Repair or Replacements	34	9,163	0.4%	0.7%	0.8%	0.8%
% of FP17s Relating to Continuations	59	9,163	0.6%	0.8%	0.9%	0.9%
% of Patients satisfied with the dentistry they have received	4	4	N/A	94.2%	93.5%	93.3%
% of Patients satisfied with the time they had to wait for an appointment	3	4	N/A	87.2%	89.1%	88.9%

\* This is based on patients treated on this contract for their most recent course of treatment. Figures in italics indicate the base number of FP17s or Patient Questionnaire responses are less than 100. N/A is shown where the base number of responses is less than 10 during the period. % is calculated as Quantity/Base number\*100

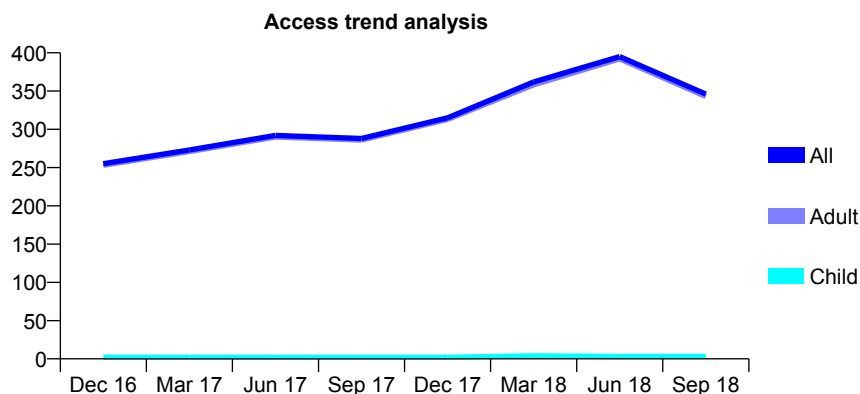
## Q58 - Vital Signs At a Glance Contract Report for 141607/0002 - September 2018

Name or company name	Ware Dental Care
Contract type name	PDS Contract
Purpose of contract	General
Contract start date	21/01/2013
Contract end date	31/03/2020

18/19 Contracted general activity (UDA)	1,661
Carry forward general activity (UDA)	0
18/19 Contracted orthodontic activity (UOA)	0
Carry forward orthodontic activity (UOA)	0
Baseline contract value	£52,801.02

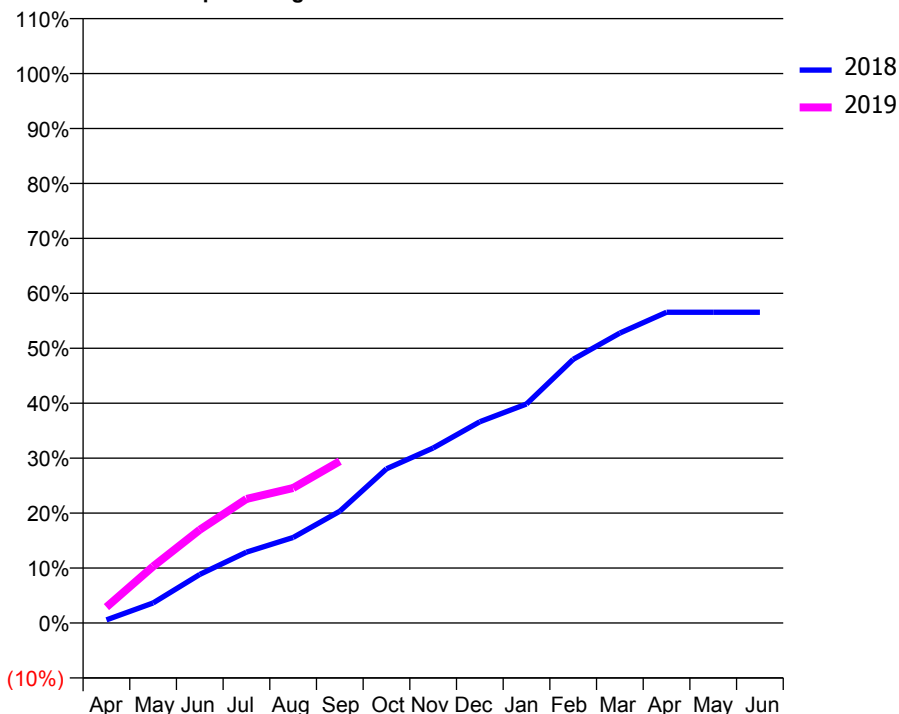
### ACCESS\*

Patients seen in 24 months	Total	Change since previous quarter
Quarter ending September 2017	288	
Quarter ending December 2017	315	↑
Quarter ending March 2018	362	↑
Quarter ending June 2018	395	↑
Quarter ending September 2018	346	↓
<b>Variance since September 2017</b>	<b>20.1%</b>	<b>↑</b>



### ACTIVITY

Cumulative percentage of contracted UDA delivered 2018 & 2019



Month	Adjusted Scheduled Activity (UDA)	
	2018	2019
April	12	48
May	78	171
June	189	282
July	276	375
August	333	408
September	435	489
October	600	
November	681	
December	783	
January	852	
February	1,026	
March	1,128	
April	1,209	
May	1,209	
June	1,209	

### QUALITY

	Quantity	Base Number	Contract	AT	Region	England
% of FP17s for the same patient ID Re-attending within 3 months - Children	1	3	33.3%	10.7%	11.4%	11.6%
% of FP17s for the same patient ID Re-attending within 3 months - Adults	0	186	0.0%	14.5%	15.0%	15.5%
% of FP17s for the same patient ID Re-attending between 3 & 9 months - Children	0	3	0.0%	58.0%	59.9%	58.8%
% of FP17s for the same patient ID Re-attending between 3 & 9 months - Adults	2	186	1.1%	48.8%	52.0%	51.1%
% of FP17s for Band 1 Urgent Courses	0	163	0.0%	8.7%	8.0%	9.0%
% of FP17s Relating to Free Repair or Replacements	0	163	0.0%	0.7%	0.8%	0.8%
% of FP17s Relating to Continuations	0	163	0.0%	0.8%	0.9%	0.9%
% of Patients satisfied with the dentistry they have received	1	1	N/A	94.2%	93.5%	93.3%
% of Patients satisfied with the time they had to wait for an appointment	1	1	N/A	87.2%	89.1%	88.9%

\* This is based on patients treated on this contract for their most recent course of treatment. Figures in italics indicate the base number of FP17s or Patient Questionnaire responses are less than 100. N/A is shown where the base number of responses is less than 10 during the period. % is calculated as Quantity/Base number\*100

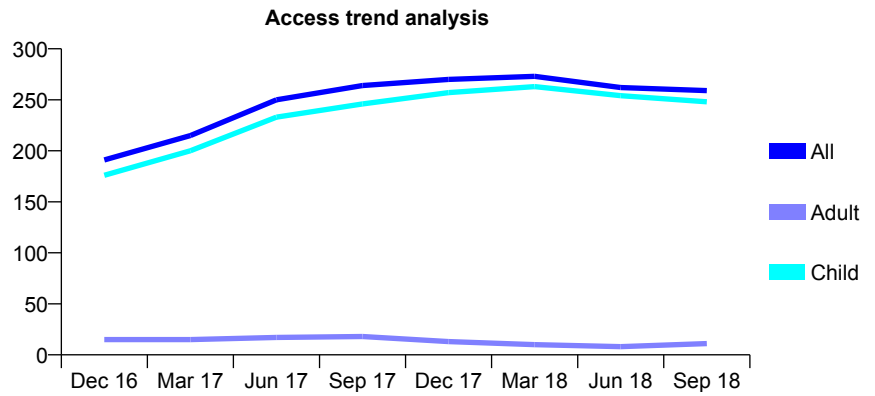
## Q58 - Vital Signs At a Glance Contract Report for 144185/0001 - September 2018

Name or company name	Boxmoor House Dental Practice
Contract type name	GDS Contract
Purpose of contract	General
Contract start date	13/07/2015
Contract end date	

18/19 Contracted general activity (UDA)	399
Carry forward general activity (UDA)	0
18/19 Contracted orthodontic activity (UOA)	0
Carry forward orthodontic activity (UOA)	0
Baseline contract value	£8,848.78

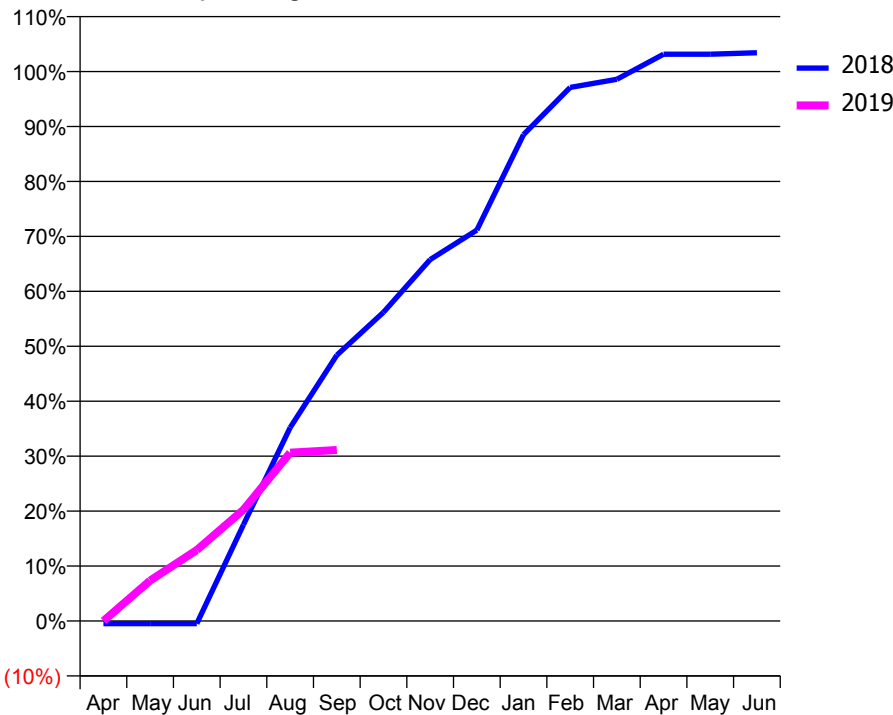
### ACCESS\*

Patients seen in 24 months	Total	Change since previous quarter
Quarter ending September 2017	264	
Quarter ending December 2017	270	↑
Quarter ending March 2018	273	→
Quarter ending June 2018	262	↓
Quarter ending September 2018	259	↓
<b>Variance since September 2017</b>	<b>(1.9%)</b>	<b>↓</b>



### ACTIVITY

Cumulative percentage of contracted UDA delivered 2018 & 2019



Month	Adjusted Scheduled Activity (UDA)	
	2018	2019
April	-2	0
May	-2	29
June	-2	52
July	70	81
August	140	122
September	193	124
October	224	
November	262	
December	284	
January	353	
February	387	
March	393	
April	412	
May	412	
June	413	

### QUALITY

	Quantity	Base Number	Contract	AT	Region	England
% of FP17s for the same patient ID Re-attending within 3 months - Children	8	139	5.8%	10.7%	11.4%	11.6%
% of FP17s for the same patient ID Re-attending within 3 months - Adults	0	0	N/A	14.5%	15.0%	15.5%
% of FP17s for the same patient ID Re-attending between 3 & 9 months - Children	85	139	61.2%	58.0%	59.9%	58.8%
% of FP17s for the same patient ID Re-attending between 3 & 9 months - Adults	0	0	N/A	48.8%	52.0%	51.1%
% of FP17s for Band 1 Urgent Courses	5	120	4.2%	8.7%	8.0%	9.0%
% of FP17s Relating to Free Repair or Replacements	0	120	0.0%	0.7%	0.8%	0.8%
% of FP17s Relating to Continuations	0	120	0.0%	0.8%	0.9%	0.9%
% of Patients satisfied with the dentistry they have received	0	0	N/A	94.2%	93.5%	93.3%
% of Patients satisfied with the time they had to wait for an appointment	0	0	N/A	87.2%	89.1%	88.9%

\* This is based on patients treated on this contract for their most recent course of treatment. Figures in italics indicate the base number of FP17s or Patient Questionnaire responses are less than 100. N/A is shown where the base number of responses is less than 10 during the period. % is calculated as Quantity/Base number\*100

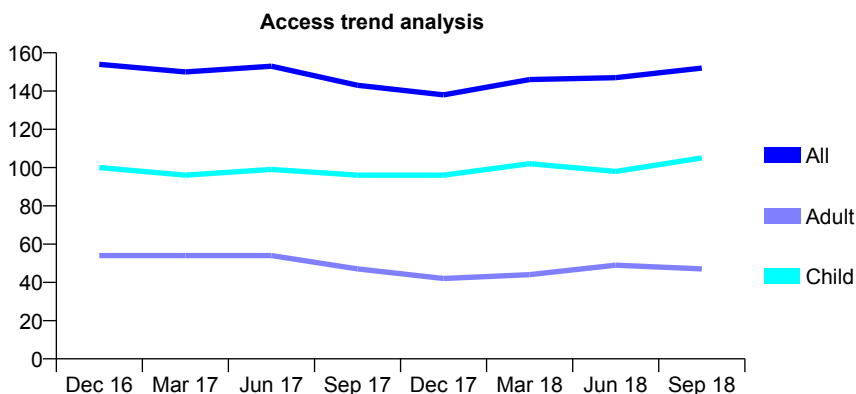
## Q58 - Vital Signs At a Glance Contract Report for 144401/0001 - September 2018

Name or company name	Berkeley Clinic
Contract type name	GDS Contract
Purpose of contract	General
Contract start date	01/04/2014
Contract end date	

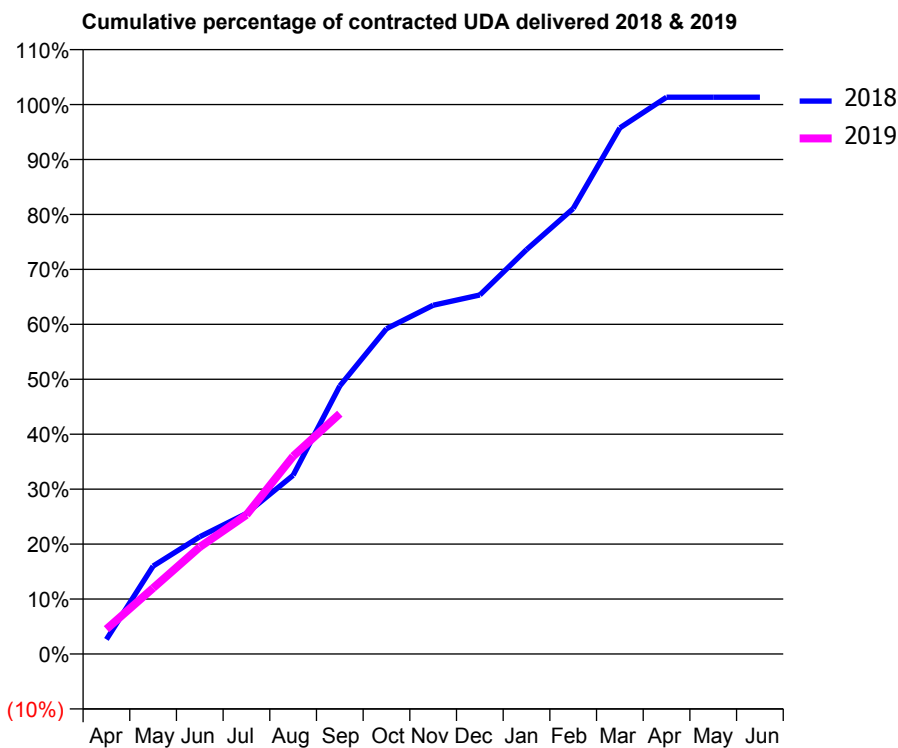
18/19 Contracted general activity (UDA)	375
Carry forward general activity (UDA)	0
18/19 Contracted orthodontic activity (UOA)	0
Carry forward orthodontic activity (UOA)	0
Baseline contract value	£9,414.64

### ACCESS\*

Patients seen in 24 months	Total	Change since previous quarter
Quarter ending September 2017	143	
Quarter ending December 2017	138	↓
Quarter ending March 2018	146	↑
Quarter ending June 2018	147	→
Quarter ending September 2018	152	↑
<b>Variance since September 2017</b>	<b>6.3%</b>	<b>↑</b>



### ACTIVITY



Adjusted Scheduled Activity (UDA)		
Month	2018	2019
April	10	17
May	60	45
June	80	73
July	96	95
August	122	135
September	183	164
October	222	
November	238	
December	245	
January	276	
February	304	
March	359	
April	380	
May	380	
June	380	

### QUALITY

	Quantity	Base Number	Contract	AT	Region	England
% of FP17s for the same patient ID Re-attending within 3 months - Children	8	79	10.1%	10.7%	11.4%	11.6%
% of FP17s for the same patient ID Re-attending within 3 months - Adults	0	27	0.0%	14.5%	15.0%	15.5%
% of FP17s for the same patient ID Re-attending between 3 & 9 months - Children	34	79	43.0%	58.0%	59.9%	58.8%
% of FP17s for the same patient ID Re-attending between 3 & 9 months - Adults	11	27	40.7%	48.8%	52.0%	51.1%
% of FP17s for Band 1 Urgent Courses	0	100	0.0%	8.7%	8.0%	9.0%
% of FP17s Relating to Free Repair or Replacements	0	100	0.0%	0.7%	0.8%	0.8%
% of FP17s Relating to Continuations	2	100	2.0%	0.8%	0.9%	0.9%
% of Patients satisfied with the dentistry they have received	1	1	N/A	94.2%	93.5%	93.3%
% of Patients satisfied with the time they had to wait for an appointment	1	1	N/A	87.2%	89.1%	88.9%

\* This is based on patients treated on this contract for their most recent course of treatment. Figures in italics indicate the base number of FP17s or Patient Questionnaire responses are less than 100. N/A is shown where the base number of responses is less than 10 during the period. % is calculated as Quantity/Base number\*100

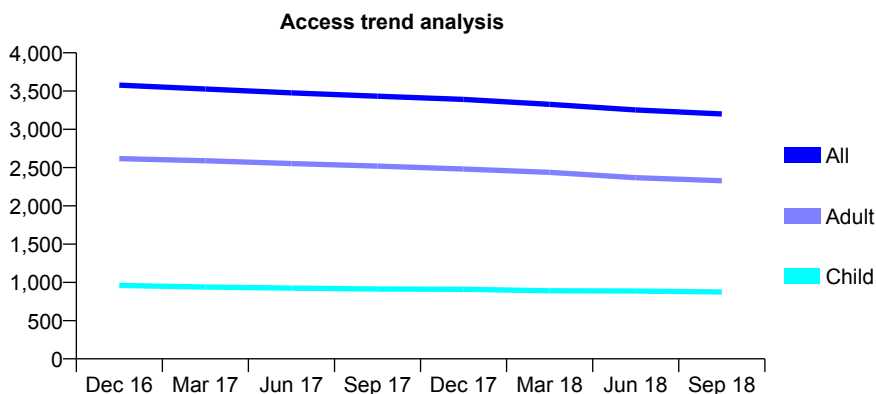
## Q58 - Vital Signs At a Glance Contract Report for 144789/0001 - September 2018

Name or company name	SAAB Professional Ltd
Contract type name	GDS Contract
Purpose of contract	General
Contract start date	01/01/2011
Contract end date	

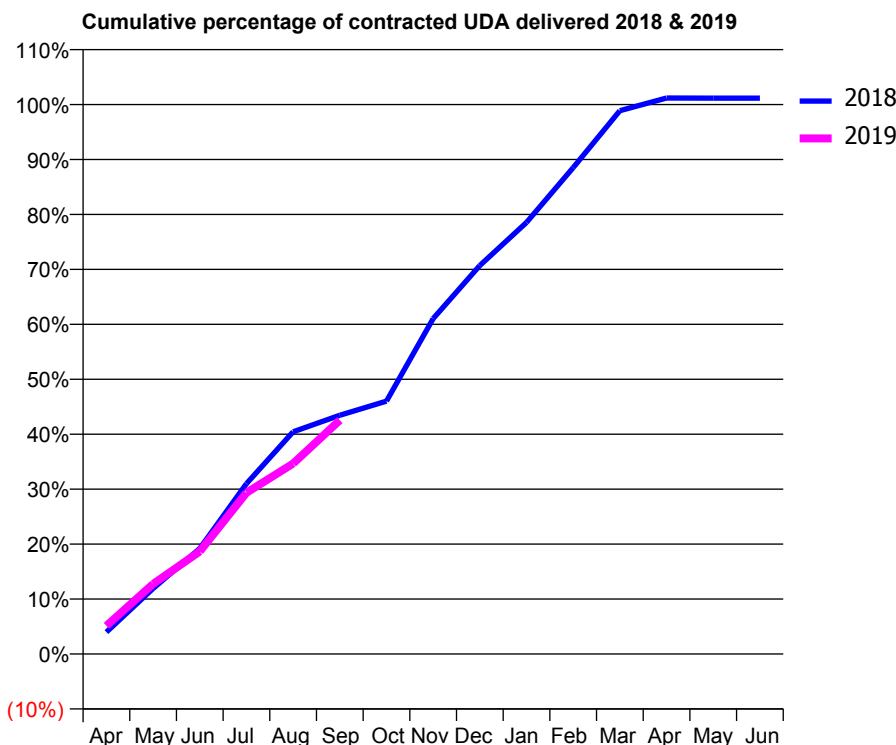
18/19 Contracted general activity (UDA)	7,343
Carry forward general activity (UDA)	0
18/19 Contracted orthodontic activity (UOA)	0
Carry forward orthodontic activity (UOA)	0
Baseline contract value	£180,659.37

### ACCESS\*

Patients seen in 24 months	Total	Change since previous quarter
Quarter ending September 2017	3,433	
Quarter ending December 2017	3,390	↓
Quarter ending March 2018	3,327	↓
Quarter ending June 2018	3,254	↓
Quarter ending September 2018	3,201	↓
<b>Variance since September 2017</b>	<b>(6.8%)</b>	<b>↓</b>



### ACTIVITY



Month	Adjusted Scheduled Activity (UDA)	
	2018	2019
April	294	376
May	876	936
June	1,410	1,371
July	2,276	2,156
August	2,969	2,545
September	3,190	3,125
October	3,379	
November	4,482	
December	5,192	
January	5,767	
February	6,499	
March	7,261	
April	7,429	
May	7,427	
June	7,427	

### QUALITY

	Quantity	Base Number	Contract	AT	Region	England
% of FP17s for the same patient ID Re-attending within 3 months - Children	26	638	4.1%	10.7%	11.4%	11.6%
% of FP17s for the same patient ID Re-attending within 3 months - Adults	101	1,461	6.9%	14.5%	15.0%	15.5%
% of FP17s for the same patient ID Re-attending between 3 & 9 months - Children	420	638	65.8%	58.0%	59.9%	58.8%
% of FP17s for the same patient ID Re-attending between 3 & 9 months - Adults	985	1,461	67.4%	48.8%	52.0%	51.1%
% of FP17s for Band 1 Urgent Courses	79	1,983	4.0%	8.7%	8.0%	9.0%
% of FP17s Relating to Free Repair or Replacements	3	1,983	0.2%	0.7%	0.8%	0.8%
% of FP17s Relating to Continuations	6	1,983	0.3%	0.8%	0.9%	0.9%
% of Patients satisfied with the dentistry they have received	0	0	N/A	94.2%	93.5%	93.3%
% of Patients satisfied with the time they had to wait for an appointment	0	0	N/A	87.2%	89.1%	88.9%

\* This is based on patients treated on this contract for their most recent course of treatment. Figures in italics indicate the base number of FP17s or Patient Questionnaire responses are less than 100. N/A is shown where the base number of responses is less than 10 during the period. % is calculated as Quantity/Base number\*100

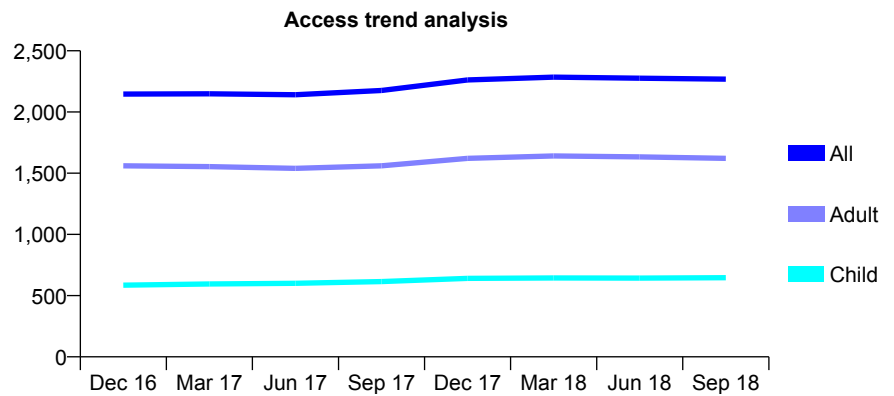
## Q58 - Vital Signs At a Glance Contract Report for 145246/0001 - September 2018

Name or company name	Mr M Eyrumlu and Mr A Eyrumlu
Contract type name	GDS Contract
Purpose of contract	General
Contract start date	07/05/2014
Contract end date	

18/19 Contracted general activity (UDA)	9,500
Carry forward general activity (UDA)	0
18/19 Contracted orthodontic activity (UOA)	0
Carry forward orthodontic activity (UOA)	0
Baseline contract value	£329,212.31

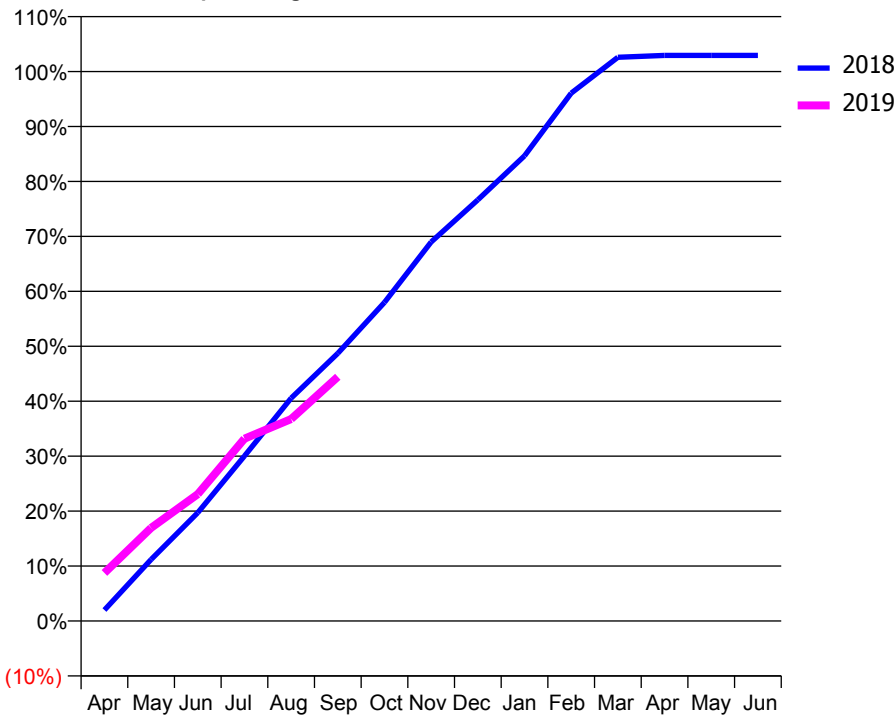
### ACCESS\*

Patients seen in 24 months	Total	Change since previous quarter
Quarter ending September 2017	2,176	
Quarter ending December 2017	2,262	↑
Quarter ending March 2018	2,285	→
Quarter ending June 2018	2,276	→
Quarter ending September 2018	2,268	→
<b>Variance since September 2017</b>	<b>4.2%</b>	<b>↑</b>



### ACTIVITY

Cumulative percentage of contracted UDA delivered 2018 & 2019



Month	Adjusted Scheduled Activity (UDA)	
	2018	2019
April	190	832
May	1,063	1,611
June	1,874	2,194
July	2,854	3,152
August	3,854	3,491
September	4,628	4,222
October	5,508	
November	6,553	
December	7,282	
January	8,043	
February	9,127	
March	9,745	
April	9,779	
May	9,779	
June	9,779	

### QUALITY

	Quantity	Base Number	Contract	AT	Region	England
% of FP17s for the same patient ID Re-attending within 3 months - Children	18	444	4.1%	10.7%	11.4%	11.6%
% of FP17s for the same patient ID Re-attending within 3 months - Adults	134	1,168	11.5%	14.5%	15.0%	15.5%
% of FP17s for the same patient ID Re-attending between 3 & 9 months - Children	304	444	68.5%	58.0%	59.9%	58.8%
% of FP17s for the same patient ID Re-attending between 3 & 9 months - Adults	773	1,168	66.2%	48.8%	52.0%	51.1%
% of FP17s for Band 1 Urgent Courses	55	1,587	3.5%	8.7%	8.0%	9.0%
% of FP17s Relating to Free Repair or Replacements	20	1,587	1.3%	0.7%	0.8%	0.8%
% of FP17s Relating to Continuations	17	1,587	1.1%	0.8%	0.9%	0.9%
% of Patients satisfied with the dentistry they have received	0	0	N/A	94.2%	93.5%	93.3%
% of Patients satisfied with the time they had to wait for an appointment	0	0	N/A	87.2%	89.1%	88.9%

\* This is based on patients treated on this contract for their most recent course of treatment. Figures in italics indicate the base number of FP17s or Patient Questionnaire responses are less than 100. N/A is shown where the base number of responses is less than 10 during the period. % is calculated as Quantity/Base number\*100



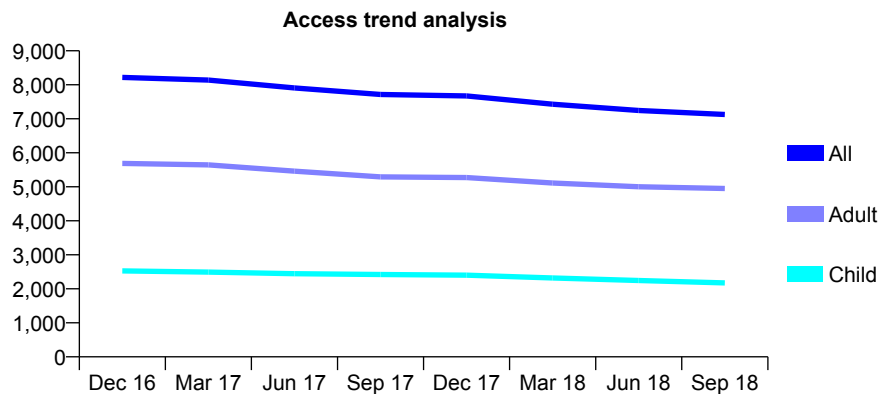
## Q58 - Vital Signs At a Glance Contract Report for 145742/0001 - September 2018

Name or company name	Southdown Dental Practice
Contract type name	GDS Contract
Purpose of contract	General
Contract start date	01/12/2011
Contract end date	

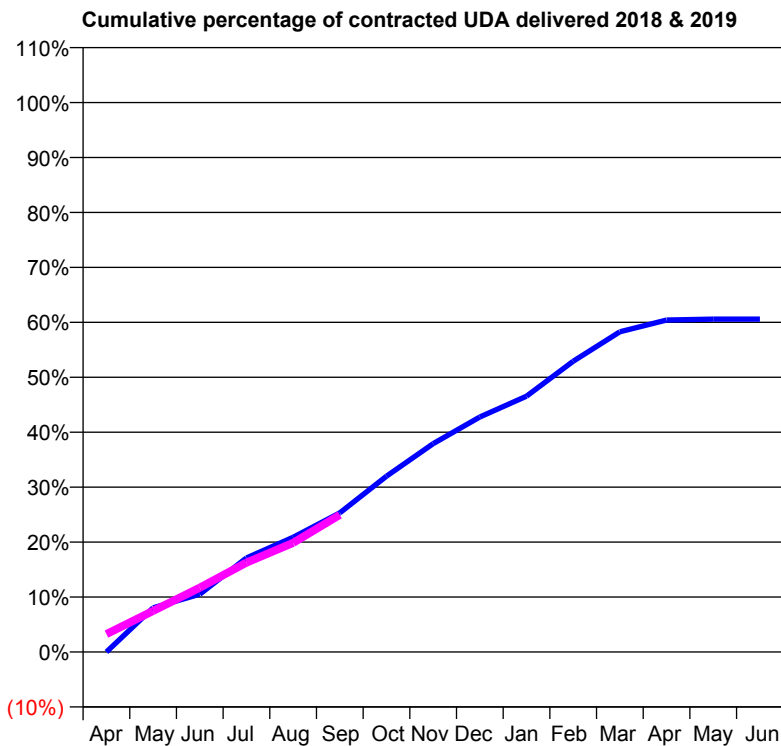
18/19 Contracted general activity (UDA)	37,862
Carry forward general activity (UDA)	0
18/19 Contracted orthodontic activity (UOA)	0
Carry forward orthodontic activity (UOA)	0
Baseline contract value	£1,034,794.54

### ACCESS\*

Patients seen in 24 months	Total	Change since previous quarter
Quarter ending September 2017	7,714	
Quarter ending December 2017	7,674	→
Quarter ending March 2018	7,431	↓
Quarter ending June 2018	7,246	↓
Quarter ending September 2018	7,127	↓
<b>Variance since September 2017</b>	<b>(7.6%)</b>	<b>↓</b>



### ACTIVITY



Month	Adjusted Scheduled Activity (UDA)	
	2018	2019
April	0	1,235
May	3,049	2,833
June	3,979	4,430
July	6,479	6,159
August	7,905	7,520
September	9,586	9,448
October	12,115	
November	14,360	
December	16,190	
January	17,623	
February	20,036	
March	22,068	
April	22,877	
May	22,937	
June	22,938	

### QUALITY

	Quantity	Base Number	Contract	AT	Region	England
% of FP17s for the same patient ID Re-attending within 3 months - Children	96	1,341	7.2%	10.7%	11.4%	11.6%
% of FP17s for the same patient ID Re-attending within 3 months - Adults	415	2,767	15.0%	14.5%	15.0%	15.5%
% of FP17s for the same patient ID Re-attending between 3 & 9 months - Children	732	1,341	54.6%	58.0%	59.9%	58.8%
% of FP17s for the same patient ID Re-attending between 3 & 9 months - Adults	1,290	2,767	46.6%	48.8%	52.0%	51.1%
% of FP17s for Band 1 Urgent Courses	345	3,804	9.1%	8.7%	8.0%	9.0%
% of FP17s Relating to Free Repair or Replacements	24	3,804	0.6%	0.7%	0.8%	0.8%
% of FP17s Relating to Continuations	92	3,804	2.4%	0.8%	0.9%	0.9%
% of Patients satisfied with the dentistry they have received	4	5	N/A	94.2%	93.5%	93.3%
% of Patients satisfied with the time they had to wait for an appointment	4	5	N/A	87.2%	89.1%	88.9%

\* This is based on patients treated on this contract for their most recent course of treatment. Figures in italics indicate the base number of FP17s or Patient Questionnaire responses are less than 100. N/A is shown where the base number of responses is less than 10 during the period. % is calculated as Quantity/Base number\*100

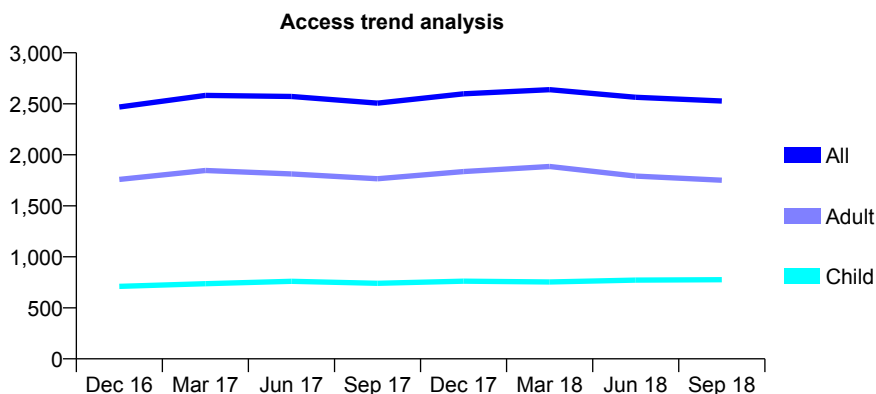
## Q58 - Vital Signs At a Glance Contract Report for 146552/0001 - September 2018

Name or company name	Nadeem Rathore
Contract type name	GDS Contract
Purpose of contract	General
Contract start date	23/02/2015
Contract end date	

18/19 Contracted general activity (UDA)	6,279
Carry forward general activity (UDA)	0
18/19 Contracted orthodontic activity (UOA)	0
Carry forward orthodontic activity (UOA)	0
Baseline contract value	£139,580.34

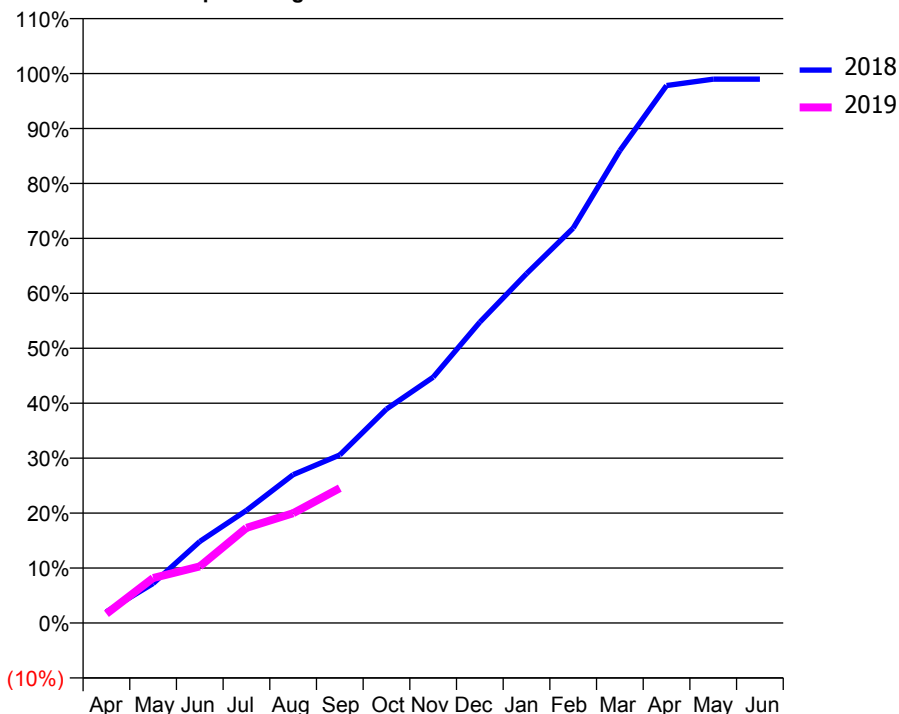
### ACCESS\*

Patients seen in 24 months	Total	Change since previous quarter
Quarter ending September 2017	2,507	
Quarter ending December 2017	2,598	↑
Quarter ending March 2018	2,639	→
Quarter ending June 2018	2,564	↓
Quarter ending September 2018	2,527	↓
<b>Variance since September 2017</b>	<b>0.8%</b>	<b>→</b>



### ACTIVITY

Cumulative percentage of contracted UDA delivered 2018 & 2019



Month	Adjusted Scheduled Activity (UDA)	
	2018	2019
April	128	105
May	452	514
June	932	647
July	1,287	1,087
August	1,695	1,255
September	1,921	1,542
October	2,444	
November	2,809	
December	3,439	
January	3,991	
February	4,512	
March	5,398	
April	6,142	
May	6,215	
June	6,215	

### QUALITY

	Quantity	Base Number	Contract	AT	Region	England
% of FP17s for the same patient ID Re-attending within 3 months - Children	18	522	3.4%	10.7%	11.4%	11.6%
% of FP17s for the same patient ID Re-attending within 3 months - Adults	29	336	8.6%	14.5%	15.0%	15.5%
% of FP17s for the same patient ID Re-attending between 3 & 9 months - Children	322	522	61.7%	58.0%	59.9%	58.8%
% of FP17s for the same patient ID Re-attending between 3 & 9 months - Adults	150	336	44.6%	48.8%	52.0%	51.1%
% of FP17s for Band 1 Urgent Courses	33	571	5.8%	8.7%	8.0%	9.0%
% of FP17s Relating to Free Repair or Replacements	0	571	0.0%	0.7%	0.8%	0.8%
% of FP17s Relating to Continuations	0	571	0.0%	0.8%	0.9%	0.9%
% of Patients satisfied with the dentistry they have received	2	2	N/A	94.2%	93.5%	93.3%
% of Patients satisfied with the time they had to wait for an appointment	2	2	N/A	87.2%	89.1%	88.9%

\* This is based on patients treated on this contract for their most recent course of treatment. Figures in italics indicate the base number of FP17s or Patient Questionnaire responses are less than 100. N/A is shown where the base number of responses is less than 10 during the period. % is calculated as Quantity/Base number\*100

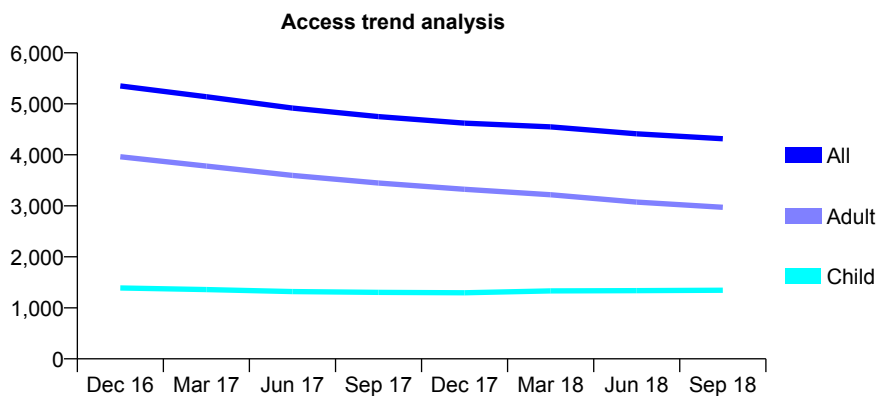
## Q58 - Vital Signs At a Glance Contract Report for 147311/0001 - September 2018

Name or company name	Abington Dental Practice
Contract type name	GDS Contract
Purpose of contract	General
Contract start date	01/04/2014
Contract end date	

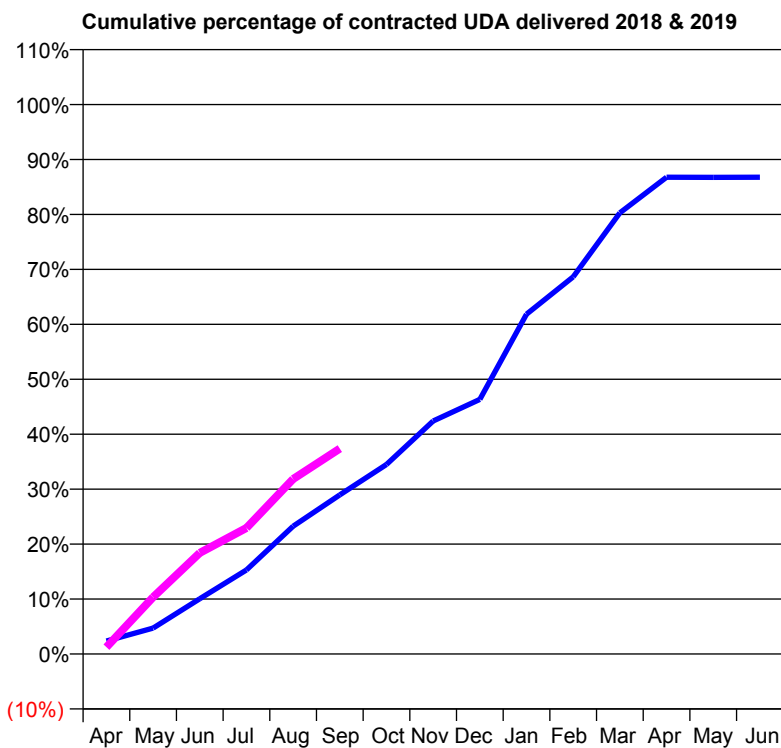
18/19 Contracted general activity (UDA)	15,504
Carry forward general activity (UDA)	0
18/19 Contracted orthodontic activity (UOA)	0
Carry forward orthodontic activity (UOA)	0
Baseline contract value	£395,028.83

### ACCESS\*

Patients seen in 24 months	Total	Change since previous quarter
Quarter ending September 2017	4,750	
Quarter ending December 2017	4,620	↓
Quarter ending March 2018	4,549	↓
Quarter ending June 2018	4,411	↓
Quarter ending September 2018	4,315	↓
<b>Variance since September 2017</b>	<b>(9.2%)</b>	<b>↓</b>



### ACTIVITY



Month	Adjusted Scheduled Activity (UDA)	
	2018	2019
April	366	194
May	733	1,606
June	1,558	2,854
July	2,373	3,556
August	3,605	4,937
September	4,489	5,798
October	5,347	
November	6,576	
December	7,185	
January	9,587	
February	10,641	
March	12,450	
April	13,450	
May	13,450	
June	13,451	

### QUALITY

	Quantity	Base Number	Contract	AT	Region	England
% of FP17s for the same patient ID Re-attending within 3 months - Children	128	1,091	11.7%	10.7%	11.4%	11.6%
% of FP17s for the same patient ID Re-attending within 3 months - Adults	325	2,102	15.5%	14.5%	15.0%	15.5%
% of FP17s for the same patient ID Re-attending between 3 & 9 months - Children	735	1,091	67.4%	58.0%	59.9%	58.8%
% of FP17s for the same patient ID Re-attending between 3 & 9 months - Adults	1,455	2,102	69.2%	48.8%	52.0%	51.1%
% of FP17s for Band 1 Urgent Courses	188	2,749	6.8%	8.7%	8.0%	9.0%
% of FP17s Relating to Free Repair or Replacements	18	2,749	0.7%	0.7%	0.8%	0.8%
% of FP17s Relating to Continuations	22	2,749	0.8%	0.8%	0.9%	0.9%
% of Patients satisfied with the dentistry they have received	1	1	N/A	94.2%	93.5%	93.3%
% of Patients satisfied with the time they had to wait for an appointment	1	1	N/A	87.2%	89.1%	88.9%

\* This is based on patients treated on this contract for their most recent course of treatment. Figures in italics indicate the base number of FP17s or Patient Questionnaire responses are less than 100. N/A is shown where the base number of responses is less than 10 during the period. % is calculated as Quantity/Base number\*100

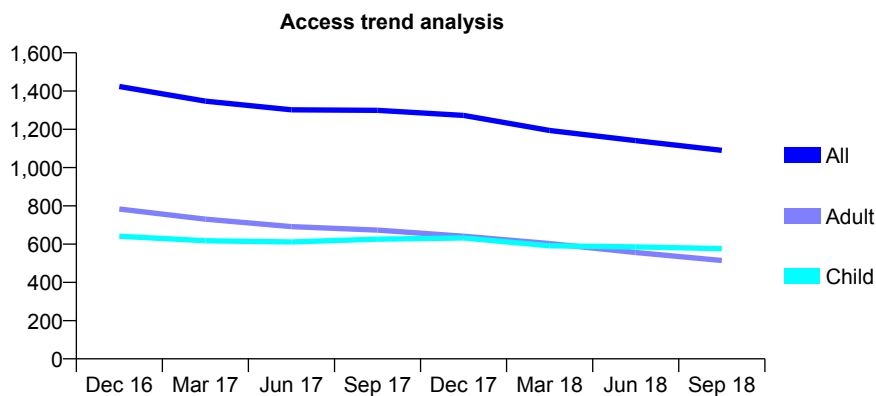
## Q58 - Vital Signs At a Glance Contract Report for 147893/0001 - September 2018

Name or company name	Hockerill Dental Practice
Contract type name	GDS Contract
Purpose of contract	General
Contract start date	01/10/2013
Contract end date	

18/19 Contracted general activity (UDA)	2,475
Carry forward general activity (UDA)	0
18/19 Contracted orthodontic activity (UOA)	0
Carry forward orthodontic activity (UOA)	0
Baseline contract value	£70,697.89

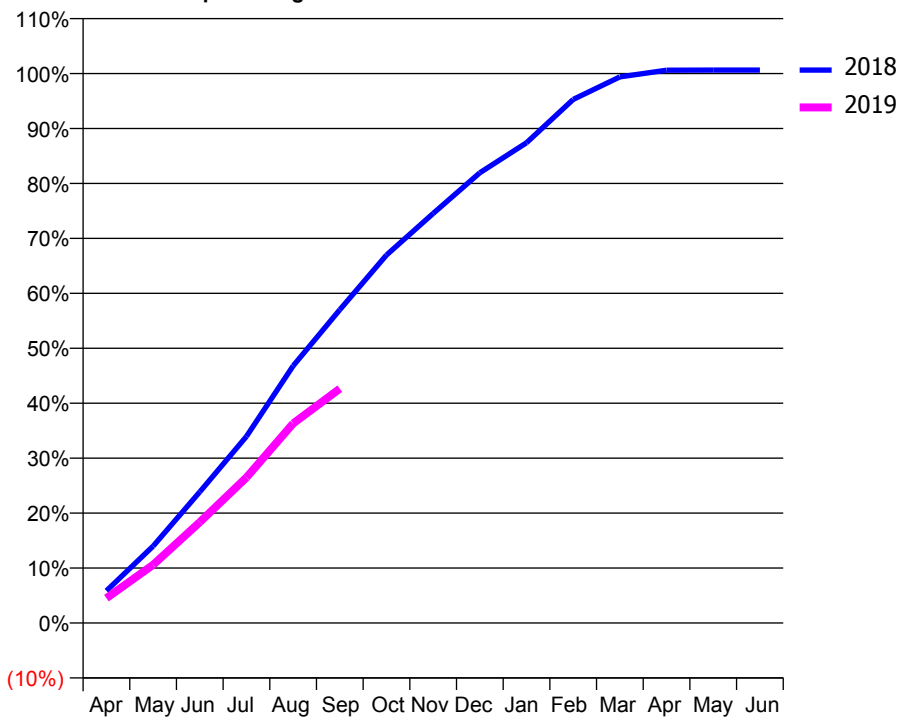
### ACCESS\*

Patients seen in 24 months	Total	Change since previous quarter
Quarter ending September 2017	1,299	
Quarter ending December 2017	1,273	↓
Quarter ending March 2018	1,194	↓
Quarter ending June 2018	1,141	↓
Quarter ending September 2018	1,090	↓
<b>Variance since September 2017</b>	<b>(16.1%)</b>	<b>↓</b>



### ACTIVITY

Cumulative percentage of contracted UDA delivered 2018 & 2019



Adjusted Scheduled Activity (UDA)

Month	2018	2019
April	145	112
May	346	262
June	591	455
July	841	655
August	1,158	899
September	1,411	1,055
October	1,657	
November	1,845	
December	2,028	
January	2,163	
February	2,358	
March	2,460	
April	2,490	
May	2,491	
June	2,491	

### QUALITY

	Quantity	Base Number	Contract	AT	Region	England
% of FP17s for the same patient ID Re-attending within 3 months - Children	18	435	4.1%	10.7%	11.4%	11.6%
% of FP17s for the same patient ID Re-attending within 3 months - Adults	11	299	3.7%	14.5%	15.0%	15.5%
% of FP17s for the same patient ID Re-attending between 3 & 9 months - Children	274	435	63.0%	58.0%	59.9%	58.8%
% of FP17s for the same patient ID Re-attending between 3 & 9 months - Adults	172	299	57.5%	48.8%	52.0%	51.1%
% of FP17s for Band 1 Urgent Courses	12	703	1.7%	8.7%	8.0%	9.0%
% of FP17s Relating to Free Repair or Replacements	1	703	0.1%	0.7%	0.8%	0.8%
% of FP17s Relating to Continuations	2	703	0.3%	0.8%	0.9%	0.9%
% of Patients satisfied with the dentistry they have received	0	0	N/A	94.2%	93.5%	93.3%
% of Patients satisfied with the time they had to wait for an appointment	0	0	N/A	87.2%	89.1%	88.9%

\* This is based on patients treated on this contract for their most recent course of treatment. Figures in italics indicate the base number of FP17s or Patient Questionnaire responses are less than 100. N/A is shown where the base number of responses is less than 10 during the period. % is calculated as Quantity/Base number\*100

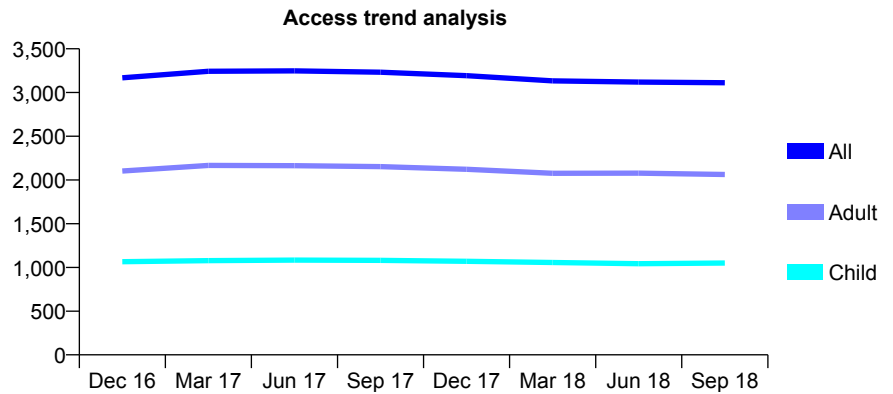
## Q58 - Vital Signs At a Glance Contract Report for 147915/0001 - September 2018

Name or company name	Marford Dental Practice
Contract type name	GDS Contract
Purpose of contract	General
Contract start date	13/05/2015
Contract end date	

18/19 Contracted general activity (UDA)	9,281
Carry forward general activity (UDA)	0
18/19 Contracted orthodontic activity (UOA)	0
Carry forward orthodontic activity (UOA)	0
Baseline contract value	£259,789.64

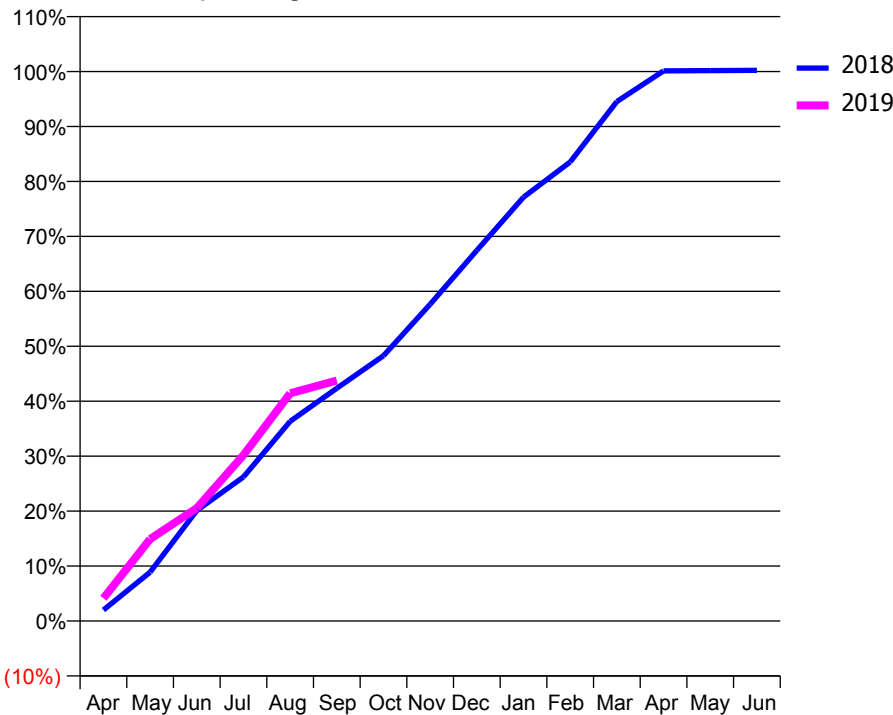
### ACCESS\*

Patients seen in 24 months	Total	Change since previous quarter
Quarter ending September 2017	3,233	
Quarter ending December 2017	3,192	↓
Quarter ending March 2018	3,133	↓
Quarter ending June 2018	3,120	→
Quarter ending September 2018	3,112	→
<b>Variance since September 2017</b>	<b>(3.7%)</b>	<b>↓</b>



### ACTIVITY

Cumulative percentage of contracted UDA delivered 2018 & 2019



Month	Adjusted Scheduled Activity (UDA)	
	2018	2019
April	186	385
May	825	1,385
June	1,866	1,907
July	2,433	2,802
August	3,373	3,846
September	3,930	4,061
October	4,481	
November	5,351	
December	6,259	
January	7,159	
February	7,754	
March	8,775	
April	9,292	
May	9,297	
June	9,300	

### QUALITY

	Quantity	Base Number	Contract	AT	Region	England
% of FP17s for the same patient ID Re-attending within 3 months - Children	61	753	8.1%	10.7%	11.4%	11.6%
% of FP17s for the same patient ID Re-attending within 3 months - Adults	250	1,480	16.9%	14.5%	15.0%	15.5%
% of FP17s for the same patient ID Re-attending between 3 & 9 months - Children	446	753	59.2%	58.0%	59.9%	58.8%
% of FP17s for the same patient ID Re-attending between 3 & 9 months - Adults	730	1,480	49.3%	48.8%	52.0%	51.1%
% of FP17s for Band 1 Urgent Courses	114	1,911	6.0%	8.7%	8.0%	9.0%
% of FP17s Relating to Free Repair or Replacements	9	1,911	0.5%	0.7%	0.8%	0.8%
% of FP17s Relating to Continuations	42	1,911	2.2%	0.8%	0.9%	0.9%
% of Patients satisfied with the dentistry they have received	15	15	100.0%	94.2%	93.5%	93.3%
% of Patients satisfied with the time they had to wait for an appointment	15	15	100.0%	87.2%	89.1%	88.9%

\* This is based on patients treated on this contract for their most recent course of treatment. Figures in italics indicate the base number of FP17s or Patient Questionnaire responses are less than 100. N/A is shown where the base number of responses is less than 10 during the period. % is calculated as Quantity/Base number\*100

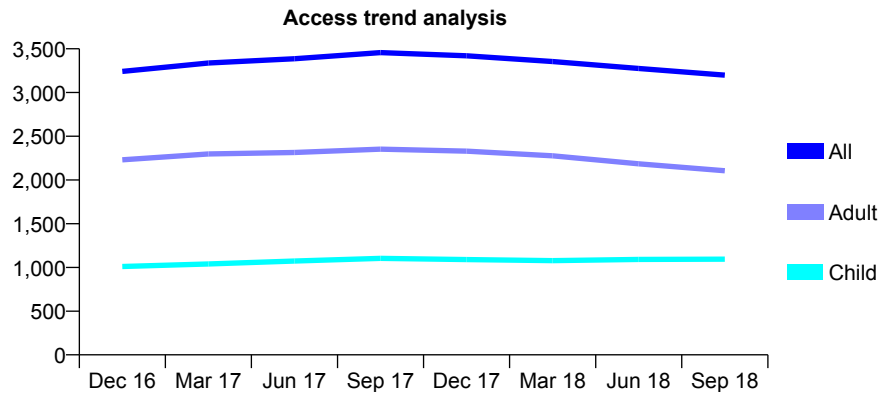
## Q58 - Vital Signs At a Glance Contract Report for 149004/0002 - September 2018

Name or company name	Greenleaves Dental Practice
Contract type name	GDS Contract
Purpose of contract	General
Contract start date	01/02/2009
Contract end date	

18/19 Contracted general activity (UDA)	7,150
Carry forward general activity (UDA)	0
18/19 Contracted orthodontic activity (UOA)	0
Carry forward orthodontic activity (UOA)	0
Baseline contract value	£178,925.52

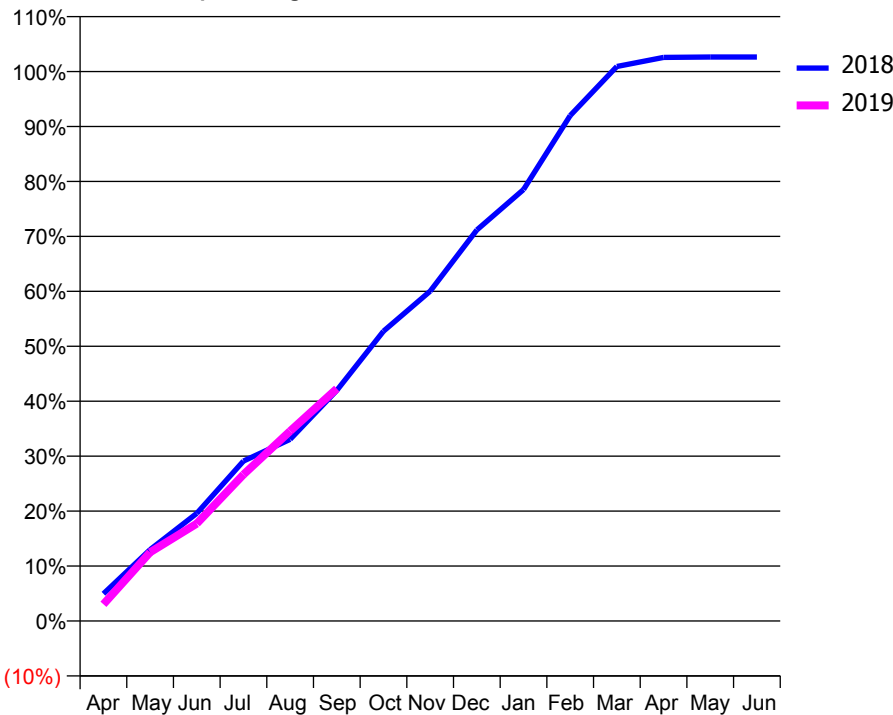
### ACCESS\*

Patients seen in 24 months	Total	Change since previous quarter
Quarter ending September 2017	3,457	
Quarter ending December 2017	3,420	↓
Quarter ending March 2018	3,354	↓
Quarter ending June 2018	3,275	↓
Quarter ending September 2018	3,199	↓
<b>Variance since September 2017</b>	<b>(7.5%)</b>	<b>↓</b>



### ACTIVITY

Cumulative percentage of contracted UDA delivered 2018 & 2019



Adjusted Scheduled Activity (UDA)		
Month	2018	2019
April	354	218
May	929	894
June	1,401	1,267
July	2,082	1,906
August	2,365	2,471
September	3,001	3,023
October	3,772	
November	4,292	
December	5,089	
January	5,614	
February	6,577	
March	7,215	
April	7,333	
May	7,339	
June	7,339	

### QUALITY

	Quantity	Base Number	Contract	AT	Region	England
% of FP17s for the same patient ID Re-attending within 3 months - Children	72	722	10.0%	10.7%	11.4%	11.6%
% of FP17s for the same patient ID Re-attending within 3 months - Adults	95	864	11.0%	14.5%	15.0%	15.5%
% of FP17s for the same patient ID Re-attending between 3 & 9 months - Children	377	722	52.2%	58.0%	59.9%	58.8%
% of FP17s for the same patient ID Re-attending between 3 & 9 months - Adults	381	864	44.1%	48.8%	52.0%	51.1%
% of FP17s for Band 1 Urgent Courses	164	1,548	10.6%	8.7%	8.0%	9.0%
% of FP17s Relating to Free Repair or Replacements	6	1,548	0.4%	0.7%	0.8%	0.8%
% of FP17s Relating to Continuations	7	1,548	0.5%	0.8%	0.9%	0.9%
% of Patients satisfied with the dentistry they have received	4	5	N/A	94.2%	93.5%	93.3%
% of Patients satisfied with the time they had to wait for an appointment	3	5	N/A	87.2%	89.1%	88.9%

\* This is based on patients treated on this contract for their most recent course of treatment. Figures in italics indicate the base number of FP17s or Patient Questionnaire responses are less than 100. N/A is shown where the base number of responses is less than 10 during the period. % is calculated as Quantity/Base number\*100

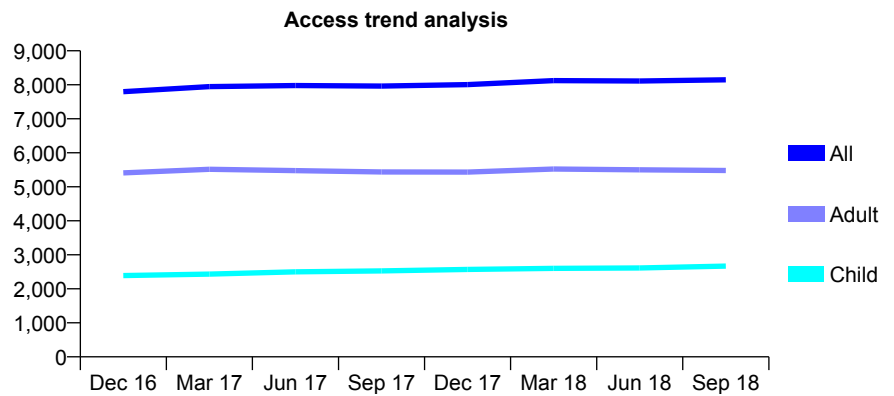
## Q58 - Vital Signs At a Glance Contract Report for 149772/0001 - September 2018

Name or company name	Vogue Dental Care
Contract type name	GDS Contract
Purpose of contract	General
Contract start date	01/11/2010
Contract end date	

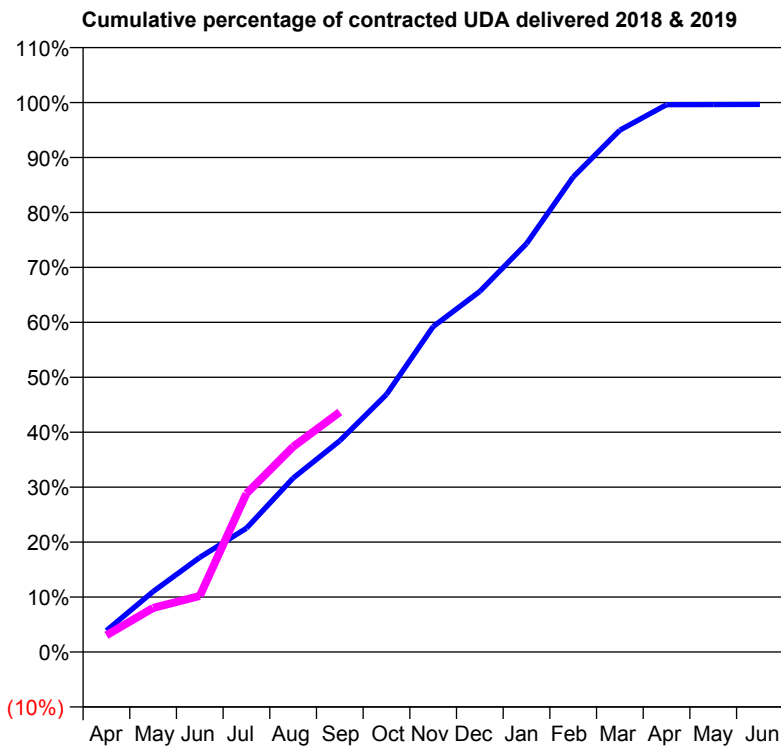
18/19 Contracted general activity (UDA)	19,156
Carry forward general activity (UDA)	0
18/19 Contracted orthodontic activity (UOA)	0
Carry forward orthodontic activity (UOA)	0
Baseline contract value	£656,133.71

### ACCESS\*

Patients seen in 24 months	Total	Change since previous quarter
Quarter ending September 2017	7,964	
Quarter ending December 2017	8,006	→
Quarter ending March 2018	8,124	→
Quarter ending June 2018	8,113	→
Quarter ending September 2018	8,148	→
<b>Variance since September 2017</b>	<b>2.3%</b>	<b>↑</b>



### ACTIVITY



Month	Adjusted Scheduled Activity (UDA)	
	2018	2019
April	744	583
May	2,106	1,536
June	3,300	1,954
July	4,317	5,525
August	6,064	7,157
September	7,364	8,364
October	8,979	
November	11,347	
December	12,571	
January	14,236	
February	16,562	
March	18,193	
April	19,081	
May	19,085	
June	19,090	

### QUALITY

	Quantity	Base Number	Contract	AT	Region	England
% of FP17s for the same patient ID Re-attending within 3 months - Children	202	2,064	9.8%	10.7%	11.4%	11.6%
% of FP17s for the same patient ID Re-attending within 3 months - Adults	679	3,680	18.5%	14.5%	15.0%	15.5%
% of FP17s for the same patient ID Re-attending between 3 & 9 months - Children	1,293	2,064	62.6%	58.0%	59.9%	58.8%
% of FP17s for the same patient ID Re-attending between 3 & 9 months - Adults	1,931	3,680	52.5%	48.8%	52.0%	51.1%
% of FP17s for Band 1 Urgent Courses	382	4,719	8.1%	8.7%	8.0%	9.0%
% of FP17s Relating to Free Repair or Replacements	28	4,719	0.6%	0.7%	0.8%	0.8%
% of FP17s Relating to Continuations	4	4,719	0.1%	0.8%	0.9%	0.9%
% of Patients satisfied with the dentistry they have received	5	5	N/A	94.2%	93.5%	93.3%
% of Patients satisfied with the time they had to wait for an appointment	5	5	N/A	87.2%	89.1%	88.9%

\* This is based on patients treated on this contract for their most recent course of treatment. Figures in italics indicate the base number of FP17s or Patient Questionnaire responses are less than 100. N/A is shown where the base number of responses is less than 10 during the period. % is calculated as Quantity/Base number\*100

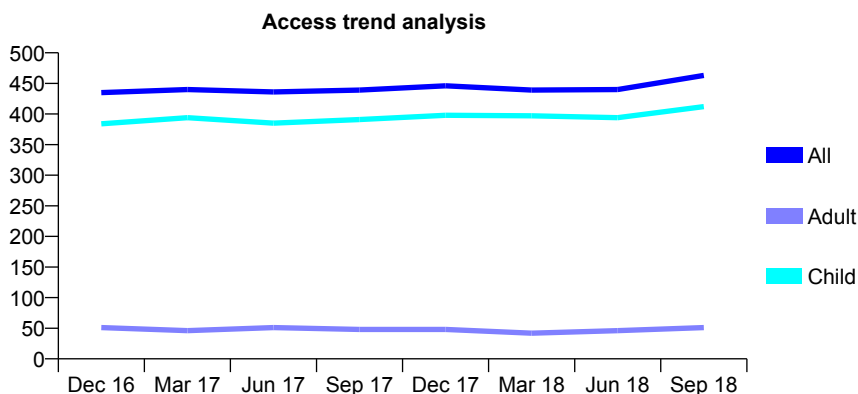
## Q58 - Vital Signs At a Glance Contract Report for 150002/0001 - September 2018

Name or company name	Smilecraft Dental Care
Contract type name	GDS Contract
Purpose of contract	General
Contract start date	01/09/2012
Contract end date	

18/19 Contracted general activity (UDA)	1,800
Carry forward general activity (UDA)	0
18/19 Contracted orthodontic activity (UOA)	0
Carry forward orthodontic activity (UOA)	0
Baseline contract value	£46,345.03

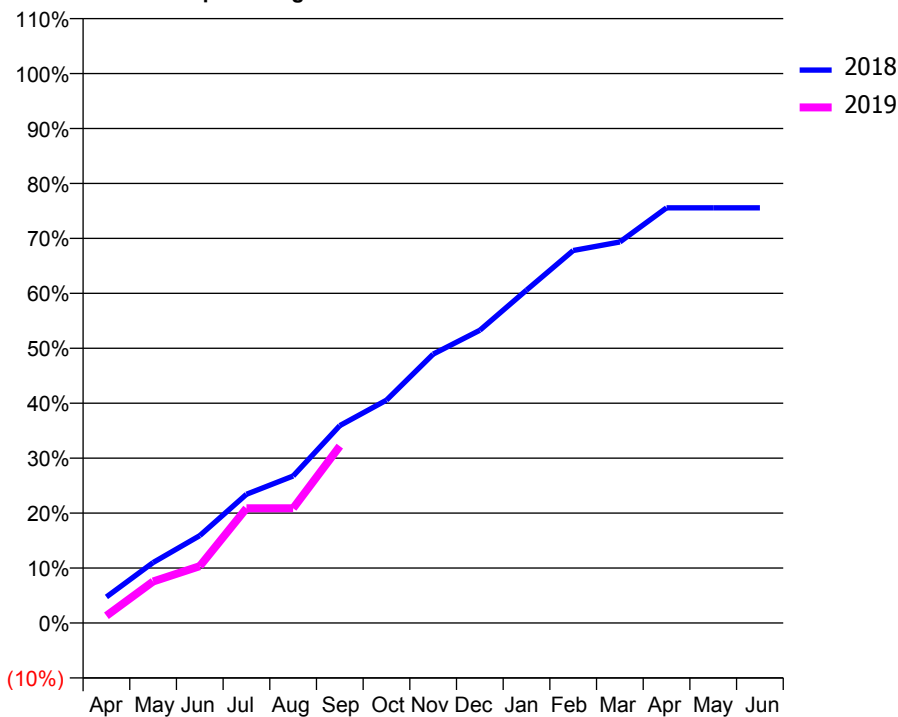
### ACCESS\*

Patients seen in 24 months	Total	Change since previous quarter
Quarter ending September 2017	439	
Quarter ending December 2017	446	→
Quarter ending March 2018	439	↓
Quarter ending June 2018	440	→
Quarter ending September 2018	463	↑
<b>Variance since September 2017</b>	<b>5.5%</b>	<b>↑</b>



### ACTIVITY

Cumulative percentage of contracted UDA delivered 2018 & 2019



Adjusted Scheduled Activity (UDA)

Month	2018	2019
April	85	24
May	198	136
June	286	186
July	422	376
August	482	376
September	647	579
October	730	
November	881	
December	959	
January	1,091	
February	1,220	
March	1,248	
April	1,360	
May	1,360	
June	1,360	

### QUALITY

	Quantity	Base Number	Contract	AT	Region	England
% of FP17s for the same patient ID Re-attending within 3 months - Children	32	501	6.4%	10.7%	11.4%	11.6%
% of FP17s for the same patient ID Re-attending within 3 months - Adults	0	19	0.0%	14.5%	15.0%	15.5%
% of FP17s for the same patient ID Re-attending between 3 & 9 months - Children	402	501	80.2%	58.0%	59.9%	58.8%
% of FP17s for the same patient ID Re-attending between 3 & 9 months - Adults	16	19	84.2%	48.8%	52.0%	51.1%
% of FP17s for Band 1 Urgent Courses	7	440	1.6%	8.7%	8.0%	9.0%
% of FP17s Relating to Free Repair or Replacements	0	440	0.0%	0.7%	0.8%	0.8%
% of FP17s Relating to Continuations	0	440	0.0%	0.8%	0.9%	0.9%
% of Patients satisfied with the dentistry they have received	1	1	N/A	94.2%	93.5%	93.3%
% of Patients satisfied with the time they had to wait for an appointment	1	1	N/A	87.2%	89.1%	88.9%

\* This is based on patients treated on this contract for their most recent course of treatment. Figures in italics indicate the base number of FP17s or Patient Questionnaire responses are less than 100. N/A is shown where the base number of responses is less than 10 during the period. % is calculated as Quantity/Base number\*100



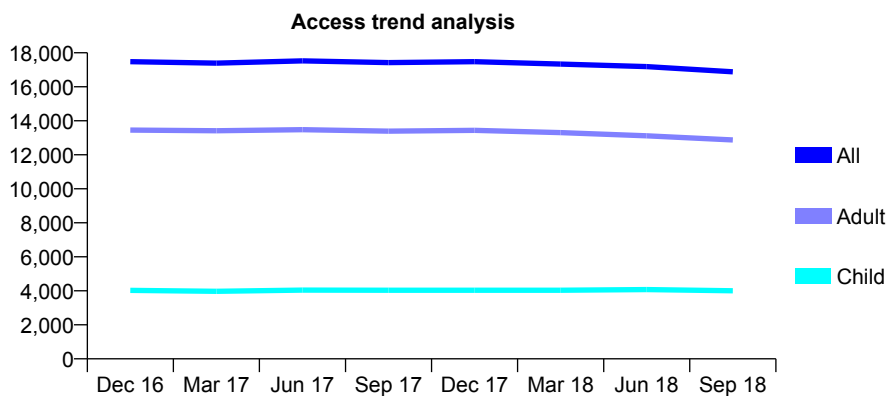
## Q58 - Vital Signs At a Glance Contract Report for 150592/0001 - September 2018

Name or company name	Flitwick Dental Group
Contract type name	GDS Contract
Purpose of contract	General
Contract start date	14/08/2014
Contract end date	

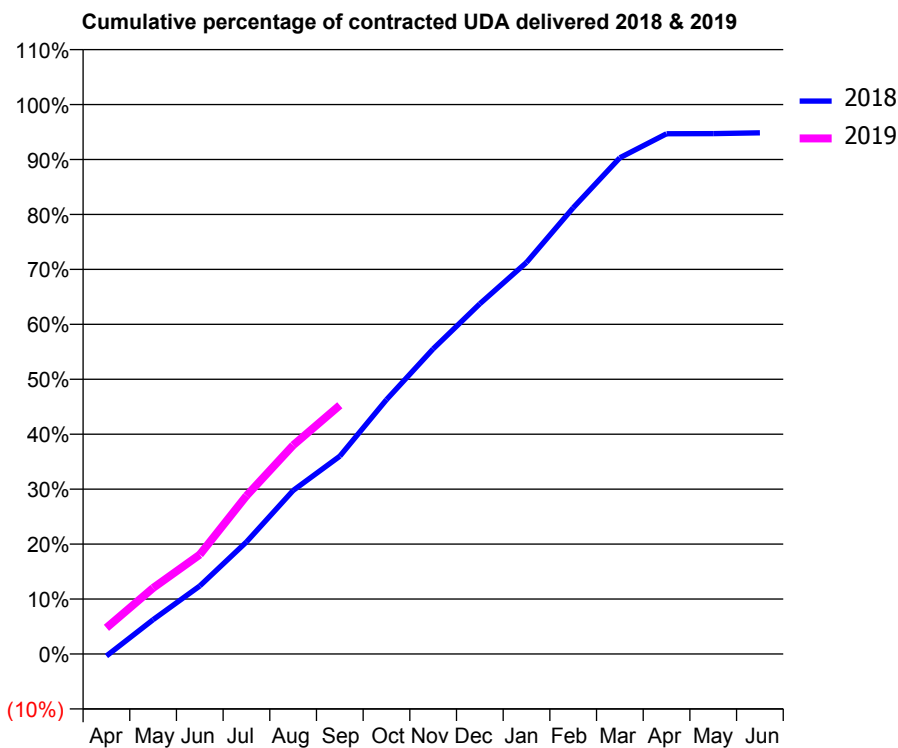
18/19 Contracted general activity (UDA)	40,361
Carry forward general activity (UDA)	0
18/19 Contracted orthodontic activity (UOA)	0
Carry forward orthodontic activity (UOA)	0
Baseline contract value	£906,651.42

### ACCESS\*

Patients seen in 24 months	Total	Change since previous quarter
Quarter ending September 2017	17,425	
Quarter ending December 2017	17,480	→
Quarter ending March 2018	17,340	→
Quarter ending June 2018	17,188	→
Quarter ending September 2018	16,882	↓
<b>Variance since September 2017</b>	<b>(3.1%)</b>	<b>↓</b>



### ACTIVITY



Month	Adjusted Scheduled Activity (UDA)	
	2018	2019
April	-148	1,928
May	2,526	4,853
June	4,999	7,306
July	8,234	11,623
August	12,009	15,330
September	14,534	18,269
October	18,680	
November	22,411	
December	25,728	
January	28,761	
February	32,774	
March	36,446	
April	38,213	
May	38,223	
June	38,282	

### QUALITY

	Quantity	Base Number	Contract	AT	Region	England
% of FP17s for the same patient ID Re-attending within 3 months - Children	187	2,856	6.5%	10.7%	11.4%	11.6%
% of FP17s for the same patient ID Re-attending within 3 months - Adults	1,105	7,258	15.2%	14.5%	15.0%	15.5%
% of FP17s for the same patient ID Re-attending between 3 & 9 months - Children	1,735	2,856	60.7%	58.0%	59.9%	58.8%
% of FP17s for the same patient ID Re-attending between 3 & 9 months - Adults	2,715	7,258	37.4%	48.8%	52.0%	51.1%
% of FP17s for Band 1 Urgent Courses	997	9,219	10.8%	8.7%	8.0%	9.0%
% of FP17s Relating to Free Repair or Replacements	163	9,219	1.8%	0.7%	0.8%	0.8%
% of FP17s Relating to Continuations	55	9,219	0.6%	0.8%	0.9%	0.9%
% of Patients satisfied with the dentistry they have received	4	5	N/A	94.2%	93.5%	93.3%
% of Patients satisfied with the time they had to wait for an appointment	4	5	N/A	87.2%	89.1%	88.9%

\* This is based on patients treated on this contract for their most recent course of treatment. Figures in italics indicate the base number of FP17s or Patient Questionnaire responses are less than 100. N/A is shown where the base number of responses is less than 10 during the period. % is calculated as Quantity/Base number\*100

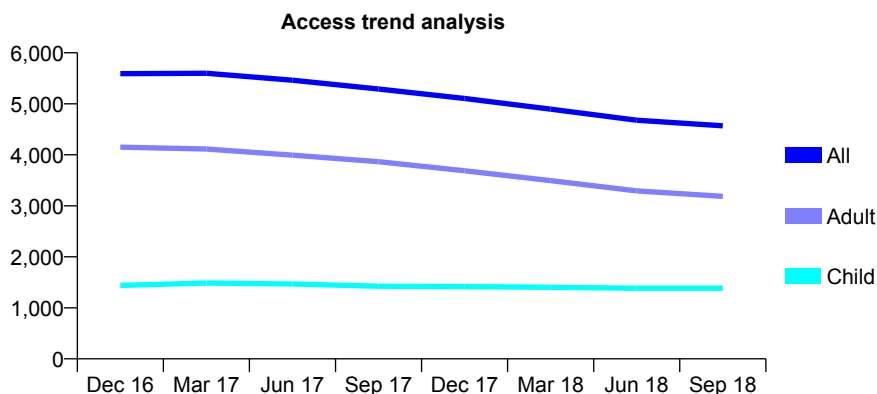
## Q58 - Vital Signs At a Glance Contract Report for 151440/0001 - September 2018

Name or company name	Obex Partners Ltd
Contract type name	GDS Contract
Purpose of contract	General
Contract start date	01/11/2007
Contract end date	

18/19 Contracted general activity (UDA)	12,324
Carry forward general activity (UDA)	0
18/19 Contracted orthodontic activity (UOA)	0
Carry forward orthodontic activity (UOA)	0
Baseline contract value	£359,488.46

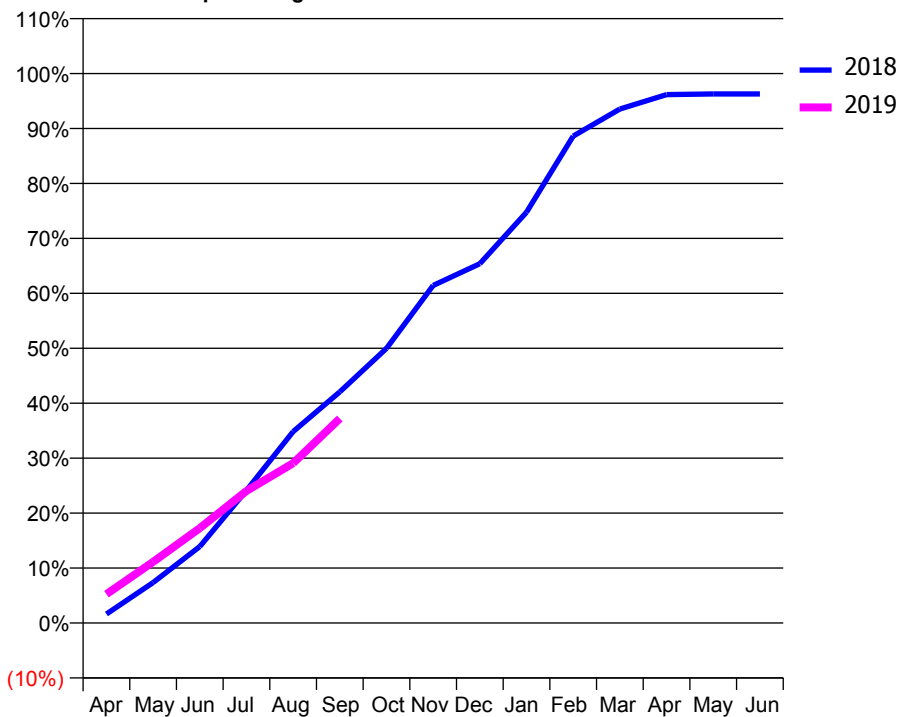
### ACCESS\*

Patients seen in 24 months	Total	Change since previous quarter
Quarter ending September 2017	5,289	
Quarter ending December 2017	5,104	↓
Quarter ending March 2018	4,896	↓
Quarter ending June 2018	4,678	↓
Quarter ending September 2018	4,569	↓
<b>Variance since September 2017</b>	<b>(13.6%)</b>	<b>↓</b>



### ACTIVITY

Cumulative percentage of contracted UDA delivered 2018 & 2019



Adjusted Scheduled Activity (UDA)

Month	2018	2019
April	201	647
May	908	1,372
June	1,714	2,129
July	2,976	2,963
August	4,292	3,585
September	5,184	4,586
October	6,160	
November	7,570	
December	8,058	
January	9,211	
February	10,921	
March	11,527	
April	11,851	
May	11,865	
June	11,865	

### QUALITY

	Quantity	Base Number	Contract	AT	Region	England
% of FP17s for the same patient ID Re-attending within 3 months - Children	68	975	7.0%	10.7%	11.4%	11.6%
% of FP17s for the same patient ID Re-attending within 3 months - Adults	138	1,862	7.4%	14.5%	15.0%	15.5%
% of FP17s for the same patient ID Re-attending between 3 & 9 months - Children	694	975	71.2%	58.0%	59.9%	58.8%
% of FP17s for the same patient ID Re-attending between 3 & 9 months - Adults	1,171	1,862	62.9%	48.8%	52.0%	51.1%
% of FP17s for Band 1 Urgent Courses	115	2,700	4.3%	8.7%	8.0%	9.0%
% of FP17s Relating to Free Repair or Replacements	13	2,700	0.5%	0.7%	0.8%	0.8%
% of FP17s Relating to Continuations	15	2,700	0.6%	0.8%	0.9%	0.9%
% of Patients satisfied with the dentistry they have received	2	2	N/A	94.2%	93.5%	93.3%
% of Patients satisfied with the time they had to wait for an appointment	1	2	N/A	87.2%	89.1%	88.9%

\* This is based on patients treated on this contract for their most recent course of treatment. Figures in italics indicate the base number of FP17s or Patient Questionnaire responses are less than 100. N/A is shown where the base number of responses is less than 10 during the period. % is calculated as Quantity/Base number\*100

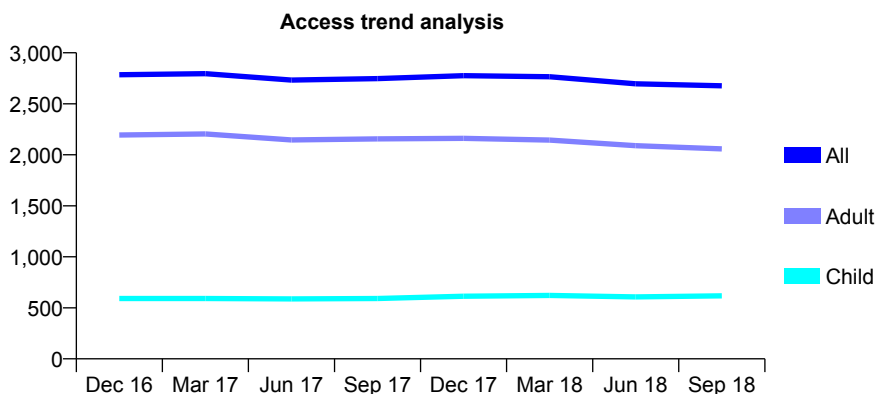
## Q58 - Vital Signs At a Glance Contract Report for 152706/0001 - September 2018

Name or company name	R Patel & Associate
Contract type name	GDS Contract
Purpose of contract	General
Contract start date	01/04/2008
Contract end date	

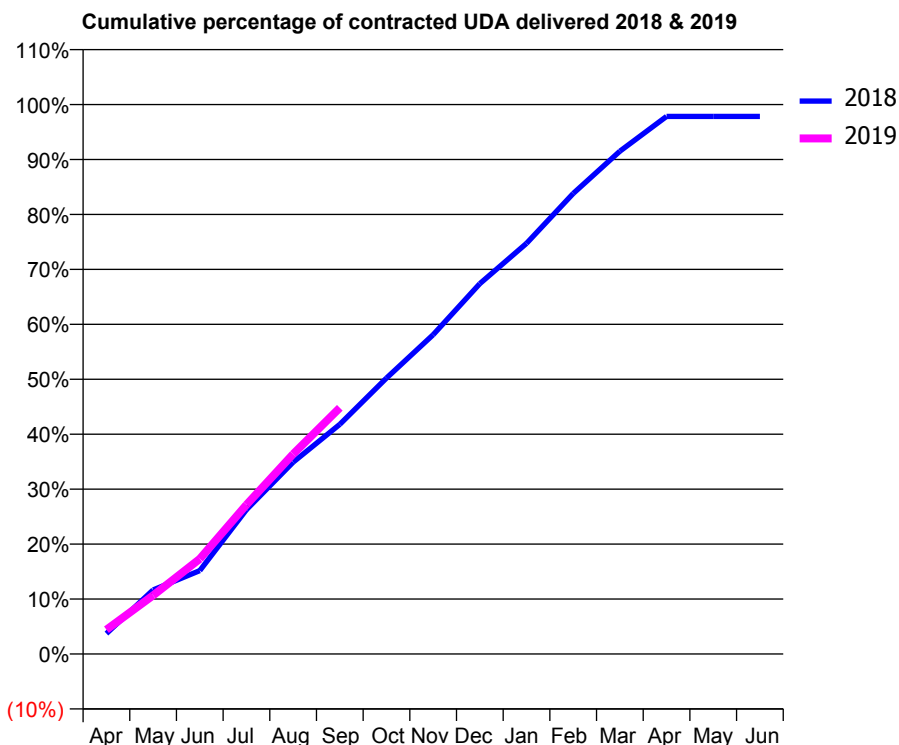
18/19 Contracted general activity (UDA)	6,257
Carry forward general activity (UDA)	0
18/19 Contracted orthodontic activity (UOA)	0
Carry forward orthodontic activity (UOA)	0
Baseline contract value	£166,243.80

### ACCESS\*

Patients seen in 24 months	Total	Change since previous quarter
Quarter ending September 2017	2,747	
Quarter ending December 2017	2,776	→
Quarter ending March 2018	2,766	→
Quarter ending June 2018	2,696	↓
Quarter ending September 2018	2,676	→
<b>Variance since September 2017</b>	<b>(2.6%)</b>	<b>↓</b>



### ACTIVITY



Adjusted Scheduled Activity (UDA)		
Month	2018	2019
April	233	277
May	730	668
June	950	1,084
July	1,643	1,700
August	2,184	2,276
September	2,616	2,804
October	3,143	
November	3,636	
December	4,217	
January	4,677	
February	5,244	
March	5,724	
April	6,121	
May	6,121	
June	6,121	

### QUALITY

	Quantity	Base Number	Contract	AT	Region	England
% of FP17s for the same patient ID Re-attending within 3 months - Children	20	449	4.5%	10.7%	11.4%	11.6%
% of FP17s for the same patient ID Re-attending within 3 months - Adults	186	1,475	12.6%	14.5%	15.0%	15.5%
% of FP17s for the same patient ID Re-attending between 3 & 9 months - Children	300	449	66.8%	58.0%	59.9%	58.8%
% of FP17s for the same patient ID Re-attending between 3 & 9 months - Adults	853	1,475	57.8%	48.8%	52.0%	51.1%
% of FP17s for Band 1 Urgent Courses	100	1,694	5.9%	8.7%	8.0%	9.0%
% of FP17s Relating to Free Repair or Replacements	6	1,694	0.4%	0.7%	0.8%	0.8%
% of FP17s Relating to Continuations	11	1,694	0.6%	0.8%	0.9%	0.9%
% of Patients satisfied with the dentistry they have received	1	2	N/A	94.2%	93.5%	93.3%
% of Patients satisfied with the time they had to wait for an appointment	2	2	N/A	87.2%	89.1%	88.9%

\* This is based on patients treated on this contract for their most recent course of treatment. Figures in italics indicate the base number of FP17s or Patient Questionnaire responses are less than 100. N/A is shown where the base number of responses is less than 10 during the period. % is calculated as Quantity/Base number\*100

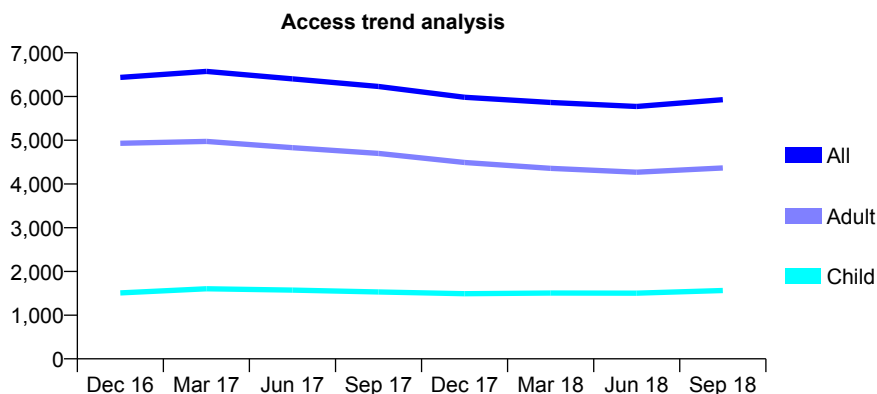
## Q58 - Vital Signs At a Glance Contract Report for 153052/0002 - September 2018

Name or company name	Dentalcare (Southern) Limited
Contract type name	PDS Contract
Purpose of contract	General
Contract start date	01/04/2013
Contract end date	31/03/2023

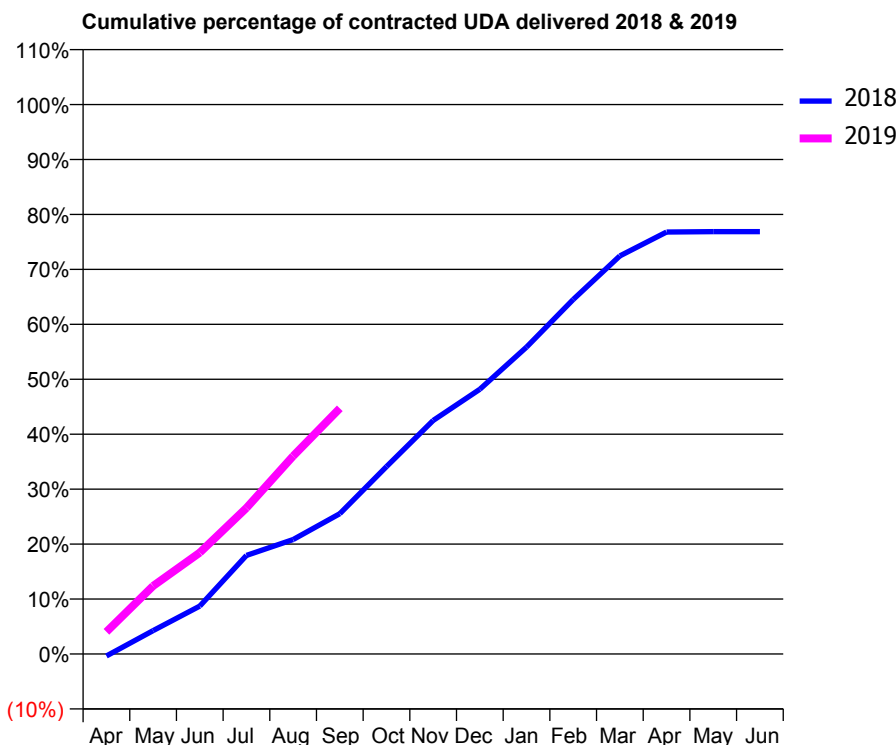
18/19 Contracted general activity (UDA)	15,000
Carry forward general activity (UDA)	0
18/19 Contracted orthodontic activity (UOA)	0
Carry forward orthodontic activity (UOA)	0
Baseline contract value	£361,781.31

### ACCESS\*

Patients seen in 24 months	Total	Change since previous quarter
Quarter ending September 2017	6,229	
Quarter ending December 2017	5,983	↓
Quarter ending March 2018	5,864	↓
Quarter ending June 2018	5,772	↓
Quarter ending September 2018	5,928	↑
<b>Variance since September 2017</b>	<b>(4.8%)</b>	<b>↓</b>



### ACTIVITY



Month	Adjusted Scheduled Activity (UDA)	
	2018	2019
April	-56	607
May	637	1,859
June	1,310	2,769
July	2,692	3,989
August	3,125	5,404
September	3,833	6,708
October	5,118	
November	6,374	
December	7,229	
January	8,378	
February	9,676	
March	10,867	
April	11,520	
May	11,528	
June	11,528	

### QUALITY

	Quantity	Base Number	Contract	AT	Region	England
% of FP17s for the same patient ID Re-attending within 3 months - Children	57	1,166	4.9%	10.7%	11.4%	11.6%
% of FP17s for the same patient ID Re-attending within 3 months - Adults	320	2,800	11.4%	14.5%	15.0%	15.5%
% of FP17s for the same patient ID Re-attending between 3 & 9 months - Children	640	1,166	54.9%	58.0%	59.9%	58.8%
% of FP17s for the same patient ID Re-attending between 3 & 9 months - Adults	1,335	2,800	47.7%	48.8%	52.0%	51.1%
% of FP17s for Band 1 Urgent Courses	404	3,617	11.2%	8.7%	8.0%	9.0%
% of FP17s Relating to Free Repair or Replacements	8	3,617	0.2%	0.7%	0.8%	0.8%
% of FP17s Relating to Continuations	5	3,617	0.1%	0.8%	0.9%	0.9%
% of Patients satisfied with the dentistry they have received	3	3	N/A	94.2%	93.5%	93.3%
% of Patients satisfied with the time they had to wait for an appointment	3	3	N/A	87.2%	89.1%	88.9%

\* This is based on patients treated on this contract for their most recent course of treatment. Figures in italics indicate the base number of FP17s or Patient Questionnaire responses are less than 100. N/A is shown where the base number of responses is less than 10 during the period. % is calculated as Quantity/Base number\*100

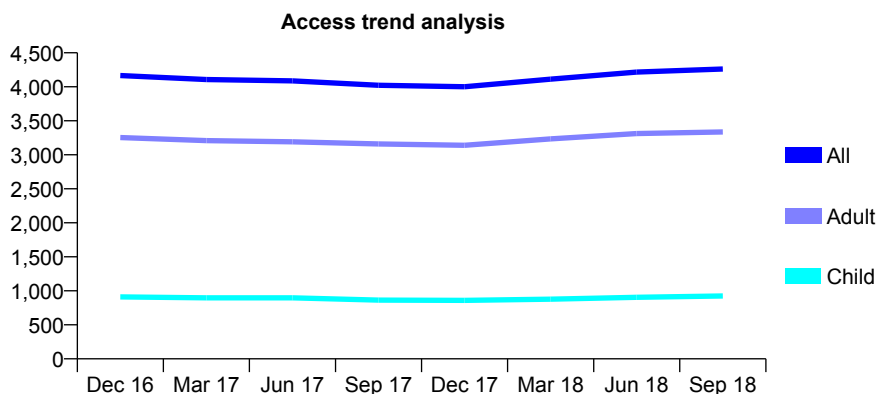
## Q58 - Vital Signs At a Glance Contract Report for 154571/0001 - September 2018

Name or company name	Cheshunt Dental Care
Contract type name	GDS Contract
Purpose of contract	General
Contract start date	01/04/2007
Contract end date	

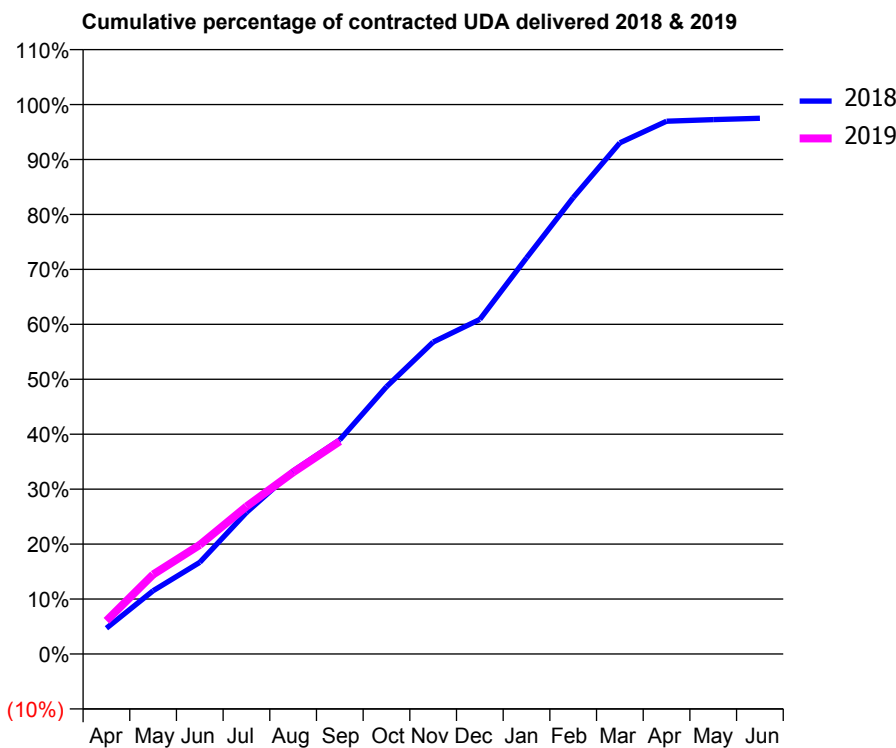
18/19 Contracted general activity (UDA)	15,790
Carry forward general activity (UDA)	0
18/19 Contracted orthodontic activity (UOA)	0
Carry forward orthodontic activity (UOA)	0
Baseline contract value	£494,350.80

### ACCESS\*

Patients seen in 24 months	Total	Change since previous quarter
Quarter ending September 2017	4,023	
Quarter ending December 2017	4,000	→
Quarter ending March 2018	4,113	↑
Quarter ending June 2018	4,216	↑
Quarter ending September 2018	4,262	→
<b>Variance since September 2017</b>	<b>5.9%</b>	<b>↑</b>



### ACTIVITY



Month	Adjusted Scheduled Activity (UDA)	
	2018	2019
April	740	955
May	1,817	2,287
June	2,635	3,135
July	4,068	4,241
August	5,259	5,219
September	6,157	6,113
October	7,681	
November	8,965	
December	9,616	
January	11,381	
February	13,114	
March	14,688	
April	15,308	
May	15,357	
June	15,395	

### QUALITY

	Quantity	Base Number	Contract	AT	Region	England
% of FP17s for the same patient ID Re-attending within 3 months - Children	32	607	5.3%	10.7%	11.4%	11.6%
% of FP17s for the same patient ID Re-attending within 3 months - Adults	331	2,001	16.5%	14.5%	15.0%	15.5%
% of FP17s for the same patient ID Re-attending between 3 & 9 months - Children	244	607	40.2%	58.0%	59.9%	58.8%
% of FP17s for the same patient ID Re-attending between 3 & 9 months - Adults	702	2,001	35.1%	48.8%	52.0%	51.1%
% of FP17s for Band 1 Urgent Courses	349	2,319	15.0%	8.7%	8.0%	9.0%
% of FP17s Relating to Free Repair or Replacements	39	2,319	1.7%	0.7%	0.8%	0.8%
% of FP17s Relating to Continuations	8	2,319	0.3%	0.8%	0.9%	0.9%
% of Patients satisfied with the dentistry they have received	2	2	N/A	94.2%	93.5%	93.3%
% of Patients satisfied with the time they had to wait for an appointment	2	2	N/A	87.2%	89.1%	88.9%

\* This is based on patients treated on this contract for their most recent course of treatment. Figures in italics indicate the base number of FP17s or Patient Questionnaire responses are less than 100. N/A is shown where the base number of responses is less than 10 during the period. % is calculated as Quantity/Base number\*100

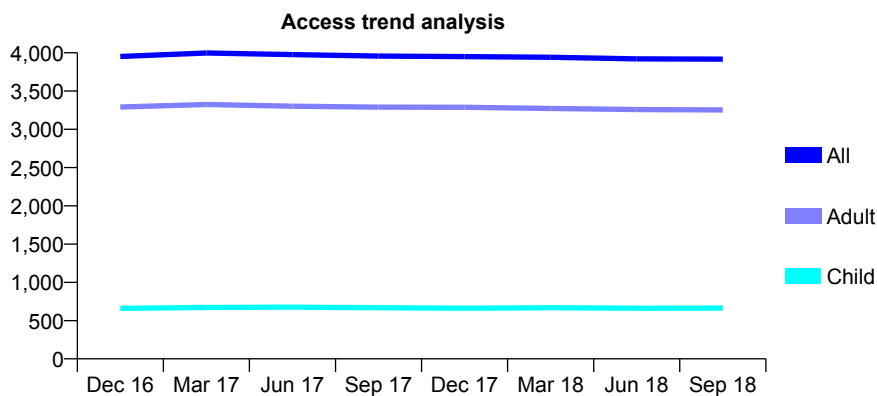
## Q58 - Vital Signs At a Glance Contract Report for 154598/0001 - September 2018

Name or company name	Broxbourne Dental Smile Clinic
Contract type name	GDS Contract
Purpose of contract	General
Contract start date	01/12/2010
Contract end date	

18/19 Contracted general activity (UDA)	10,484
Carry forward general activity (UDA)	0
18/19 Contracted orthodontic activity (UOA)	0
Carry forward orthodontic activity (UOA)	0
Baseline contract value	£294,897.54

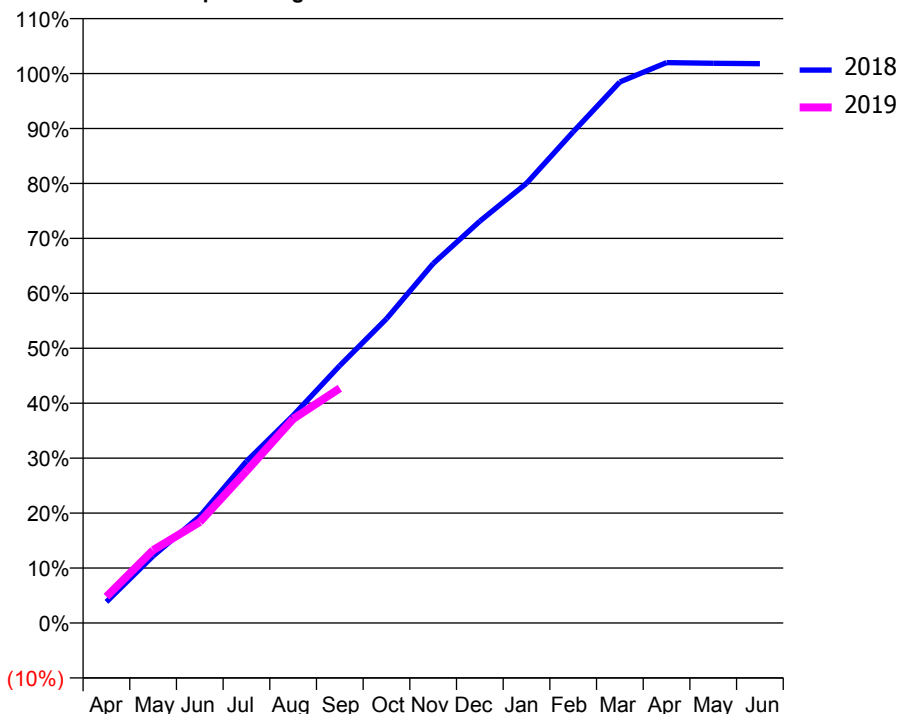
### ACCESS\*

Patients seen in 24 months	Total	Change since previous quarter
Quarter ending September 2017	3,958	
Quarter ending December 2017	3,950	→
Quarter ending March 2018	3,941	→
Quarter ending June 2018	3,920	→
Quarter ending September 2018	3,917	→
<b>Variance since September 2017</b>	<b>(1.0%)</b>	<b>↓</b>



### ACTIVITY

Cumulative percentage of contracted UDA delivered 2018 & 2019



Month	Adjusted Scheduled Activity (UDA)	
	2018	2019
April	402	502
May	1,279	1,390
June	2,036	1,928
July	3,086	2,898
August	3,961	3,894
September	4,912	4,480
October	5,805	
November	6,857	
December	7,667	
January	8,390	
February	9,372	
March	10,323	
April	10,691	
May	10,678	
June	10,672	

### QUALITY

	Quantity	Base Number	Contract	AT	Region	England
% of FP17s for the same patient ID Re-attending within 3 months - Children	29	488	5.9%	10.7%	11.4%	11.6%
% of FP17s for the same patient ID Re-attending within 3 months - Adults	283	2,314	12.2%	14.5%	15.0%	15.5%
% of FP17s for the same patient ID Re-attending between 3 & 9 months - Children	303	488	62.1%	58.0%	59.9%	58.8%
% of FP17s for the same patient ID Re-attending between 3 & 9 months - Adults	1,412	2,314	61.0%	48.8%	52.0%	51.1%
% of FP17s for Band 1 Urgent Courses	220	2,596	8.5%	8.7%	8.0%	9.0%
% of FP17s Relating to Free Repair or Replacements	14	2,596	0.5%	0.7%	0.8%	0.8%
% of FP17s Relating to Continuations	5	2,596	0.2%	0.8%	0.9%	0.9%
% of Patients satisfied with the dentistry they have received	2	2	N/A	94.2%	93.5%	93.3%
% of Patients satisfied with the time they had to wait for an appointment	2	2	N/A	87.2%	89.1%	88.9%

\* This is based on patients treated on this contract for their most recent course of treatment. Figures in italics indicate the base number of FP17s or Patient Questionnaire responses are less than 100. N/A is shown where the base number of responses is less than 10 during the period. % is calculated as Quantity/Base number\*100

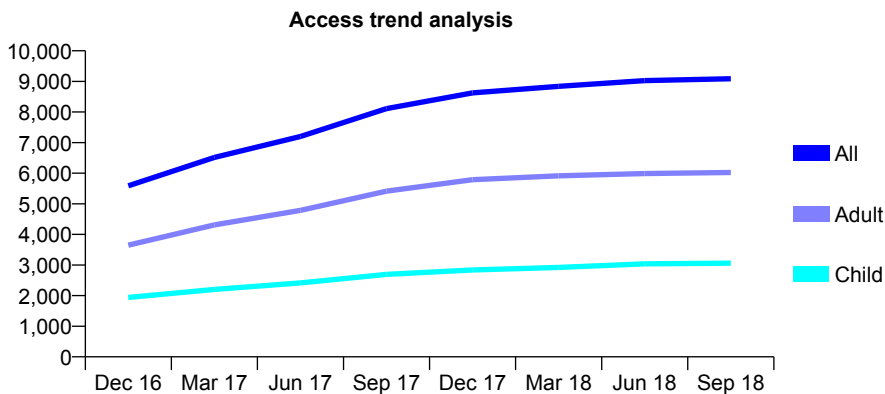
## Q58 - Vital Signs At a Glance Contract Report for 154709/0001 - September 2018

Name or company name	Citident Dental Centre
Contract type name	GDS Contract
Purpose of contract	General
Contract start date	01/12/2015
Contract end date	

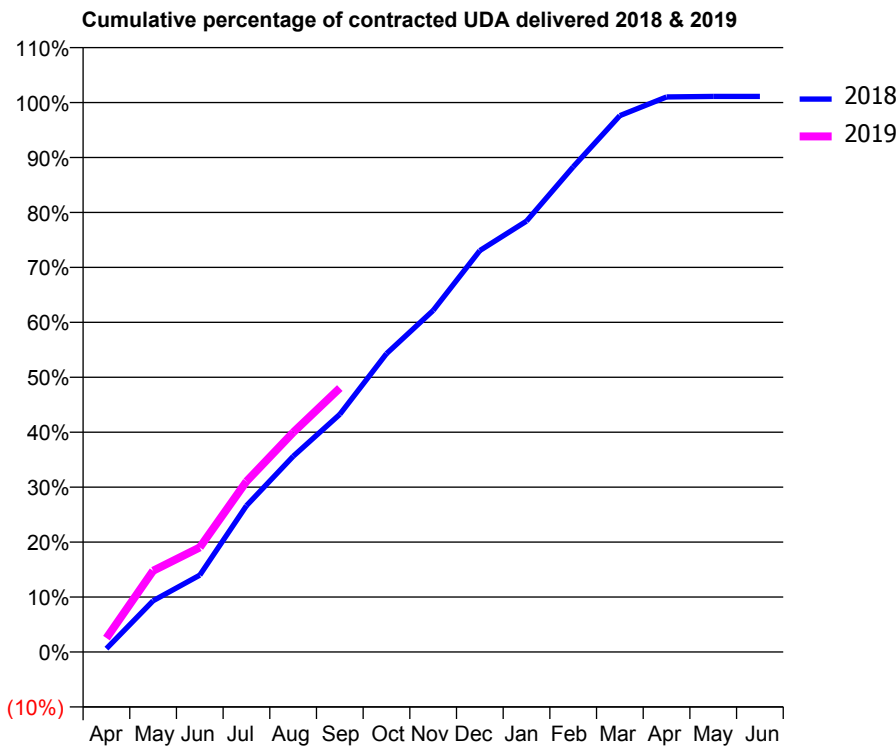
18/19 Contracted general activity (UDA)	24,141
Carry forward general activity (UDA)	0
18/19 Contracted orthodontic activity (UOA)	0
Carry forward orthodontic activity (UOA)	0
Baseline contract value	£644,188.15

### ACCESS\*

Patients seen in 24 months	Total	Change since previous quarter
Quarter ending September 2017	8,110	
Quarter ending December 2017	8,625	↑
Quarter ending March 2018	8,837	↑
Quarter ending June 2018	9,026	↑
Quarter ending September 2018	9,089	→
<b>Variance since September 2017</b>	<b>12.1%</b>	<b>↑</b>



### ACTIVITY



Month	Adjusted Scheduled Activity (UDA)	
	2018	2019
April	152	610
May	2,254	3,572
June	3,378	4,596
July	6,428	7,498
August	8,596	9,643
September	10,443	11,599
October	13,106	
November	15,004	
December	17,636	
January	18,933	
February	21,316	
March	23,567	
April	24,386	
May	24,408	
June	24,408	

### QUALITY

	Quantity	Base Number	Contract	AT	Region	England
% of FP17s for the same patient ID Re-attending within 3 months - Children	113	1,964	5.8%	10.7%	11.4%	11.6%
% of FP17s for the same patient ID Re-attending within 3 months - Adults	490	3,310	14.8%	14.5%	15.0%	15.5%
% of FP17s for the same patient ID Re-attending between 3 & 9 months - Children	936	1,964	47.7%	58.0%	59.9%	58.8%
% of FP17s for the same patient ID Re-attending between 3 & 9 months - Adults	1,349	3,310	40.8%	48.8%	52.0%	51.1%
% of FP17s for Band 1 Urgent Courses	434	4,923	8.8%	8.7%	8.0%	9.0%
% of FP17s Relating to Free Repair or Replacements	28	4,923	0.6%	0.7%	0.8%	0.8%
% of FP17s Relating to Continuations	16	4,923	0.3%	0.8%	0.9%	0.9%
% of Patients satisfied with the dentistry they have received	2	2	N/A	94.2%	93.5%	93.3%
% of Patients satisfied with the time they had to wait for an appointment	1	2	N/A	87.2%	89.1%	88.9%

\* This is based on patients treated on this contract for their most recent course of treatment. Figures in italics indicate the base number of FP17s or Patient Questionnaire responses are less than 100. N/A is shown where the base number of responses is less than 10 during the period. % is calculated as Quantity/Base number\*100

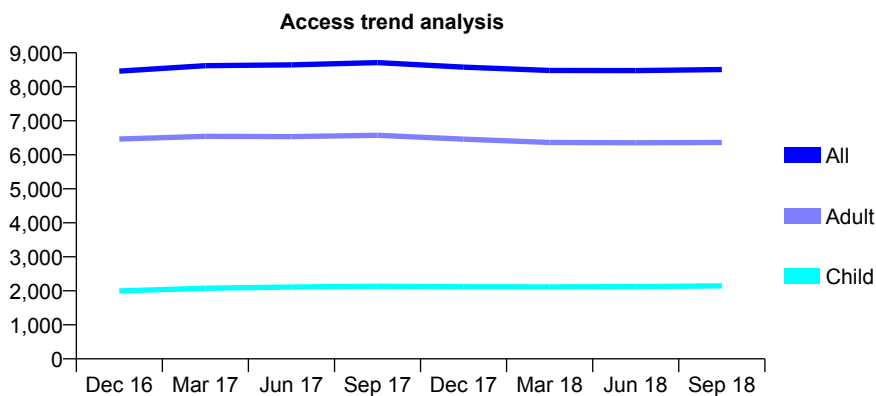
## Q58 - Vital Signs At a Glance Contract Report for 155438/0003 - September 2018

Name or company name	Syteldent Ltd
Contract type name	GDS Contract
Purpose of contract	General and Orthodontic
Contract start date	01/08/2008
Contract end date	

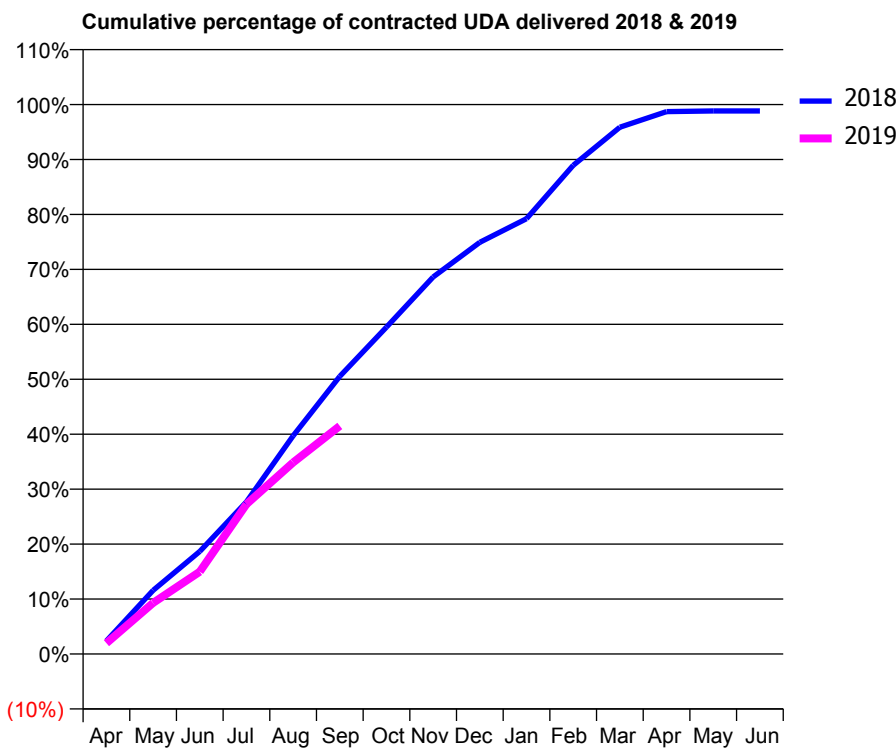
18/19 Contracted general activity (UDA)	23,050
Carry forward general activity (UDA)	0
18/19 Contracted orthodontic activity (UOA)	648
Carry forward orthodontic activity (UOA)	0
Baseline contract value	£623,321.50

### ACCESS\*

Patients seen in 24 months	Total	Change since previous quarter
Quarter ending September 2017	8,711	
Quarter ending December 2017	8,579	↓
Quarter ending March 2018	8,479	↓
Quarter ending June 2018	8,478	→
Quarter ending September 2018	8,509	→
<b>Variance since September 2017</b>	<b>(2.3%)</b>	<b>↓</b>



### ACTIVITY



Month	Adjusted Scheduled Activity (UDA)	
	2018	2019
April	550	457
May	2,670	2,143
June	4,307	3,453
July	6,384	6,283
August	9,156	8,034
September	11,650	9,569
October	13,712	
November	15,814	
December	17,268	
January	18,258	
February	20,495	
March	22,098	
April	22,753	
May	22,779	
June	22,779	

### QUALITY

	Quantity	Base Number	Contract	AT	Region	England
% of FP17s for the same patient ID Re-attending within 3 months - Children	93	1,262	7.4%	10.7%	11.4%	11.6%
% of FP17s for the same patient ID Re-attending within 3 months - Adults	486	3,388	14.3%	14.5%	15.0%	15.5%
% of FP17s for the same patient ID Re-attending between 3 & 9 months - Children	527	1,262	41.8%	58.0%	59.9%	58.8%
% of FP17s for the same patient ID Re-attending between 3 & 9 months - Adults	1,196	3,388	35.3%	48.8%	52.0%	51.1%
% of FP17s for Band 1 Urgent Courses	453	4,316	10.5%	8.7%	8.0%	9.0%
% of FP17s Relating to Free Repair or Replacements	24	4,316	0.6%	0.7%	0.8%	0.8%
% of FP17s Relating to Continuations	66	4,316	1.5%	0.8%	0.9%	0.9%
% of Patients satisfied with the dentistry they have received	6	6	N/A	94.2%	93.5%	93.3%
% of Patients satisfied with the time they had to wait for an appointment	6	6	N/A	87.2%	89.1%	88.9%

\* This is based on patients treated on this contract for their most recent course of treatment. Figures in italics indicate the base number of FP17s or Patient Questionnaire responses are less than 100. N/A is shown where the base number of responses is less than 10 during the period. % is calculated as Quantity/Base number\*100



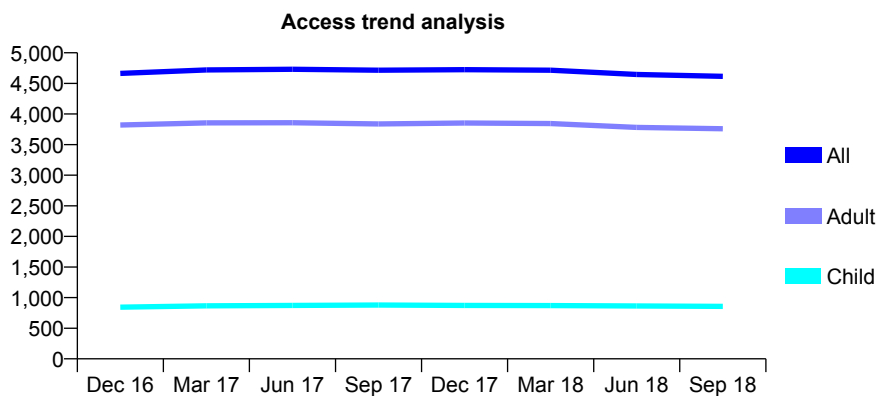
## Q58 - Vital Signs At a Glance Contract Report for 156302/0001 - September 2018

Name or company name	A P Smith & A J Luck
Contract type name	GDS Contract
Purpose of contract	General
Contract start date	01/08/2010
Contract end date	

18/19 Contracted general activity (UDA)	12,300
Carry forward general activity (UDA)	0
18/19 Contracted orthodontic activity (UOA)	0
Carry forward orthodontic activity (UOA)	0
Baseline contract value	£325,286.02

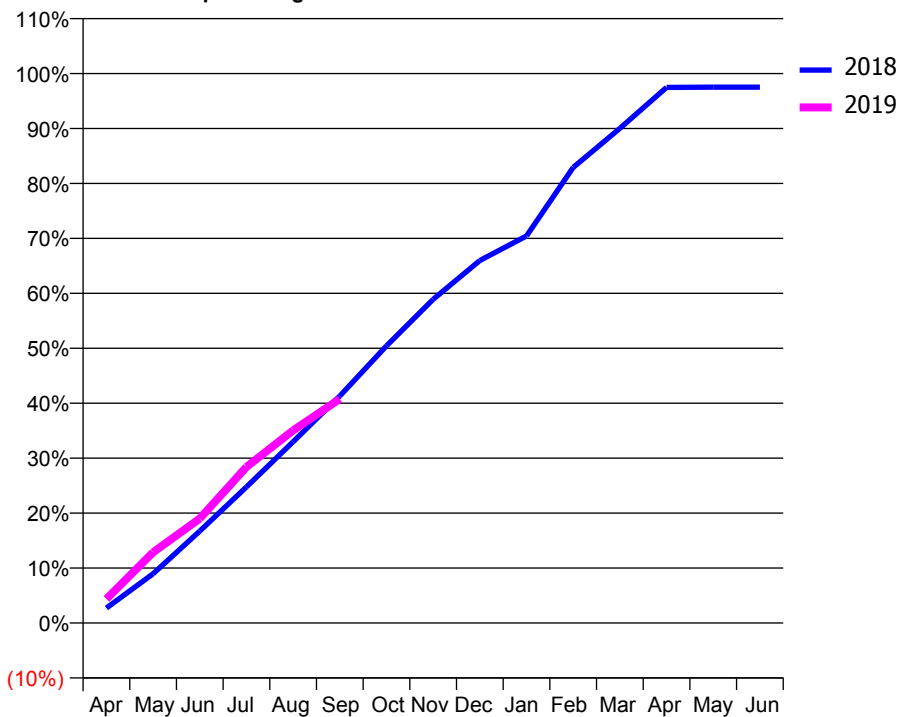
### ACCESS\*

Patients seen in 24 months	Total	Change since previous quarter
Quarter ending September 2017	4,715	
Quarter ending December 2017	4,724	→
Quarter ending March 2018	4,715	→
Quarter ending June 2018	4,645	↓
Quarter ending September 2018	4,616	→
<b>Variance since September 2017</b>	<b>(2.1%)</b>	<b>↓</b>



### ACTIVITY

Cumulative percentage of contracted UDA delivered 2018 & 2019



Month	Adjusted Scheduled Activity (UDA)	
	2018	2019
April	337	538
May	1,103	1,584
June	2,058	2,339
July	3,047	3,493
August	4,057	4,311
September	5,083	5,015
October	6,204	
November	7,244	
December	8,115	
January	8,663	
February	10,199	
March	11,072	
April	11,990	
May	11,995	
June	11,995	

### QUALITY

	Quantity	Base Number	Contract	AT	Region	England
% of FP17s for the same patient ID Re-attending within 3 months - Children	55	657	8.4%	10.7%	11.4%	11.6%
% of FP17s for the same patient ID Re-attending within 3 months - Adults	456	3,025	15.1%	14.5%	15.0%	15.5%
% of FP17s for the same patient ID Re-attending between 3 & 9 months - Children	405	657	61.6%	58.0%	59.9%	58.8%
% of FP17s for the same patient ID Re-attending between 3 & 9 months - Adults	1,920	3,025	63.5%	48.8%	52.0%	51.1%
% of FP17s for Band 1 Urgent Courses	248	2,853	8.7%	8.7%	8.0%	9.0%
% of FP17s Relating to Free Repair or Replacements	14	2,853	0.5%	0.7%	0.8%	0.8%
% of FP17s Relating to Continuations	21	2,853	0.7%	0.8%	0.9%	0.9%
% of Patients satisfied with the dentistry they have received	4	4	N/A	94.2%	93.5%	93.3%
% of Patients satisfied with the time they had to wait for an appointment	4	4	N/A	87.2%	89.1%	88.9%

\* This is based on patients treated on this contract for their most recent course of treatment. Figures in italics indicate the base number of FP17s or Patient Questionnaire responses are less than 100. N/A is shown where the base number of responses is less than 10 during the period. % is calculated as Quantity/Base number\*100

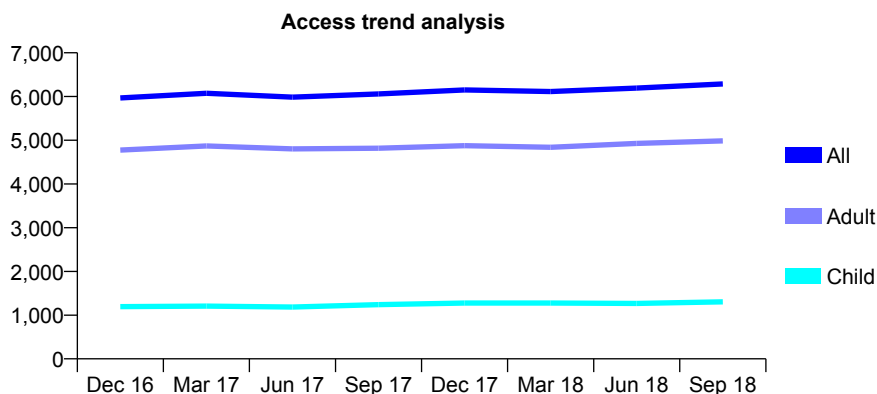
## Q58 - Vital Signs At a Glance Contract Report for 158305/0001 - September 2018

Name or company name	Chrysalis Dental Practice Ltd
Contract type name	GDS Contract
Purpose of contract	General
Contract start date	01/08/2011
Contract end date	

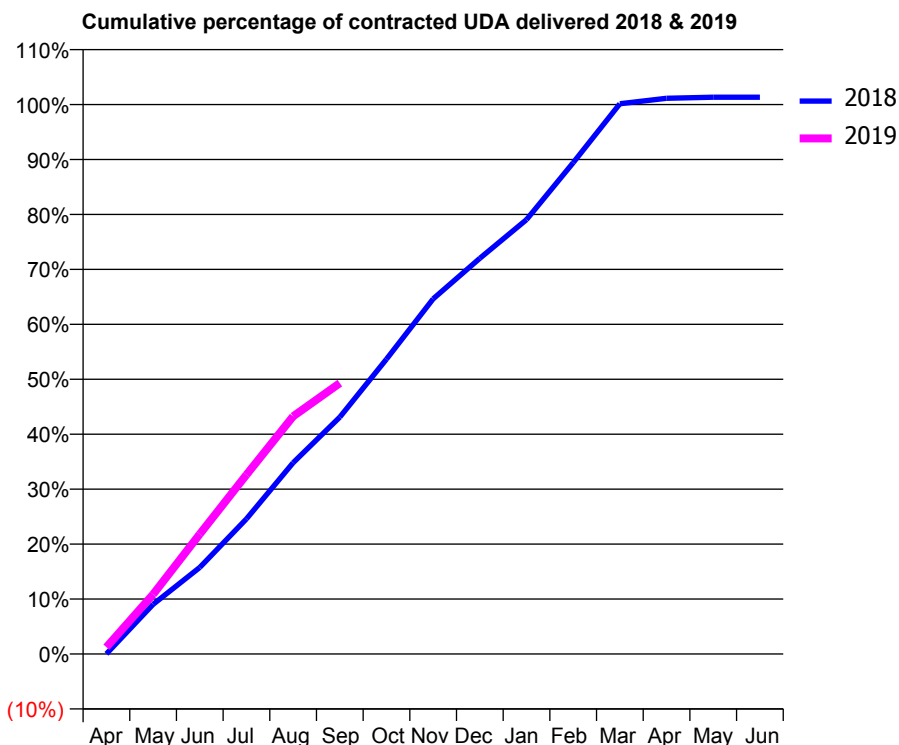
18/19 Contracted general activity (UDA)	13,276
Carry forward general activity (UDA)	0
18/19 Contracted orthodontic activity (UOA)	0
Carry forward orthodontic activity (UOA)	0
Baseline contract value	£343,177.00

### ACCESS\*

Patients seen in 24 months	Total	Change since previous quarter
Quarter ending September 2017	6,058	
Quarter ending December 2017	6,151	→
Quarter ending March 2018	6,115	→
Quarter ending June 2018	6,194	→
Quarter ending September 2018	6,288	→
<b>Variance since September 2017</b>	<b>3.8%</b>	<b>↑</b>



### ACTIVITY



Month	Adjusted Scheduled Activity (UDA)	
	2018	2019
April	5	165
May	1,202	1,440
June	2,091	2,899
July	3,266	4,332
August	4,622	5,741
September	5,723	6,545
October	7,125	
November	8,580	
December	9,560	
January	10,496	
February	11,871	
March	13,295	
April	13,427	
May	13,453	
June	13,453	

### QUALITY

	Quantity	Base Number	Contract	AT	Region	England
% of FP17s for the same patient ID Re-attending within 3 months - Children	70	863	8.1%	10.7%	11.4%	11.6%
% of FP17s for the same patient ID Re-attending within 3 months - Adults	455	3,138	14.5%	14.5%	15.0%	15.5%
% of FP17s for the same patient ID Re-attending between 3 & 9 months - Children	423	863	49.0%	58.0%	59.9%	58.8%
% of FP17s for the same patient ID Re-attending between 3 & 9 months - Adults	1,450	3,138	46.2%	48.8%	52.0%	51.1%
% of FP17s for Band 1 Urgent Courses	385	3,637	10.6%	8.7%	8.0%	9.0%
% of FP17s Relating to Free Repair or Replacements	9	3,637	0.2%	0.7%	0.8%	0.8%
% of FP17s Relating to Continuations	3	3,637	0.1%	0.8%	0.9%	0.9%
% of Patients satisfied with the dentistry they have received	2	2	N/A	94.2%	93.5%	93.3%
% of Patients satisfied with the time they had to wait for an appointment	2	2	N/A	87.2%	89.1%	88.9%

\* This is based on patients treated on this contract for their most recent course of treatment. Figures in italics indicate the base number of FP17s or Patient Questionnaire responses are less than 100. N/A is shown where the base number of responses is less than 10 during the period. % is calculated as Quantity/Base number\*100

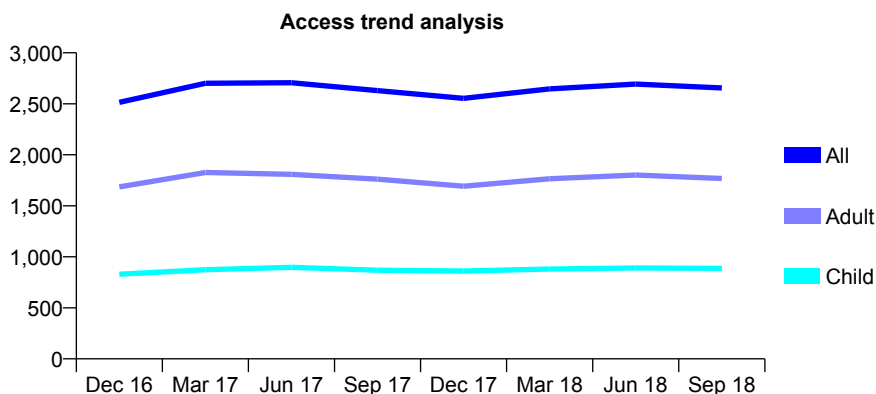
## Q58 - Vital Signs At a Glance Contract Report for 158704/0001 - September 2018

Name or company name	Ivory Dental Clinic
Contract type name	GDS Contract
Purpose of contract	General
Contract start date	01/04/2015
Contract end date	

18/19 Contracted general activity (UDA)	6,292
Carry forward general activity (UDA)	0
18/19 Contracted orthodontic activity (UOA)	0
Carry forward orthodontic activity (UOA)	0
Baseline contract value	£182,157.99

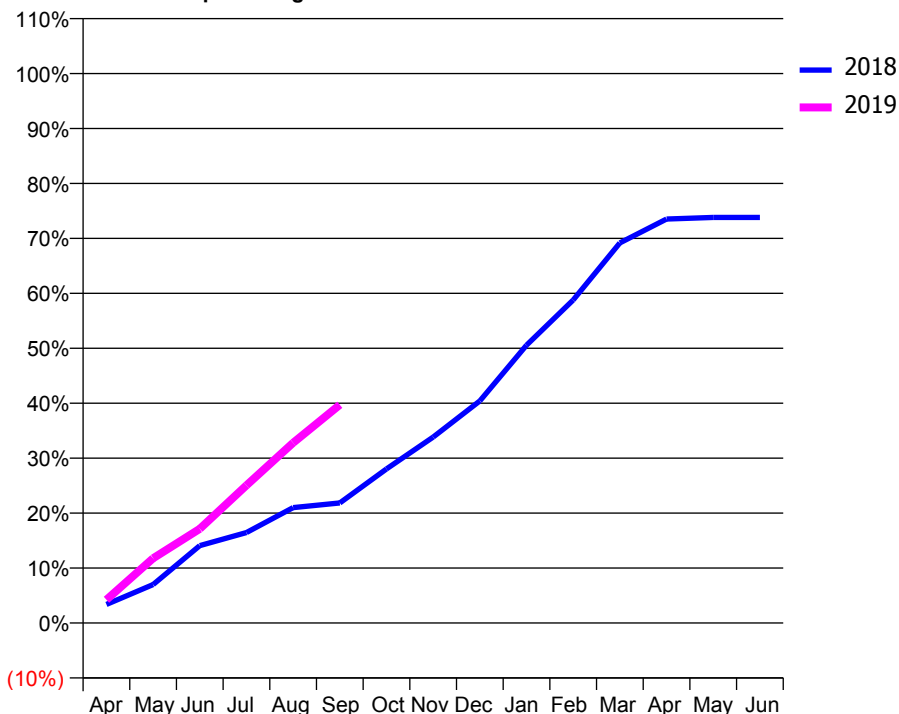
### ACCESS\*

Patients seen in 24 months	Total	Change since previous quarter
Quarter ending September 2017	2,630	
Quarter ending December 2017	2,553	↓
Quarter ending March 2018	2,647	↑
Quarter ending June 2018	2,693	→
Quarter ending September 2018	2,655	↓
<b>Variance since September 2017</b>	<b>1.0%</b>	<b>→</b>



### ACTIVITY

Cumulative percentage of contracted UDA delivered 2018 & 2019



Month	Adjusted Scheduled Activity (UDA)	
	2018	2019
April	213	267
May	441	742
June	887	1,079
July	1,036	1,577
August	1,322	2,064
September	1,375	2,498
October	1,764	
November	2,130	
December	2,544	
January	3,182	
February	3,698	
March	4,352	
April	4,625	
May	4,644	
June	4,644	

### QUALITY

	Quantity	Base Number	Contract	AT	Region	England
% of FP17s for the same patient ID Re-attending within 3 months - Children	38	562	6.8%	10.7%	11.4%	11.6%
% of FP17s for the same patient ID Re-attending within 3 months - Adults	153	1,116	13.7%	14.5%	15.0%	15.5%
% of FP17s for the same patient ID Re-attending between 3 & 9 months - Children	198	562	35.2%	58.0%	59.9%	58.8%
% of FP17s for the same patient ID Re-attending between 3 & 9 months - Adults	408	1,116	36.6%	48.8%	52.0%	51.1%
% of FP17s for Band 1 Urgent Courses	121	1,512	8.0%	8.7%	8.0%	9.0%
% of FP17s Relating to Free Repair or Replacements	7	1,512	0.5%	0.7%	0.8%	0.8%
% of FP17s Relating to Continuations	34	1,512	2.2%	0.8%	0.9%	0.9%
% of Patients satisfied with the dentistry they have received	1	1	N/A	94.2%	93.5%	93.3%
% of Patients satisfied with the time they had to wait for an appointment	1	1	N/A	87.2%	89.1%	88.9%

\* This is based on patients treated on this contract for their most recent course of treatment. Figures in italics indicate the base number of FP17s or Patient Questionnaire responses are less than 100. N/A is shown where the base number of responses is less than 10 during the period. % is calculated as Quantity/Base number\*100

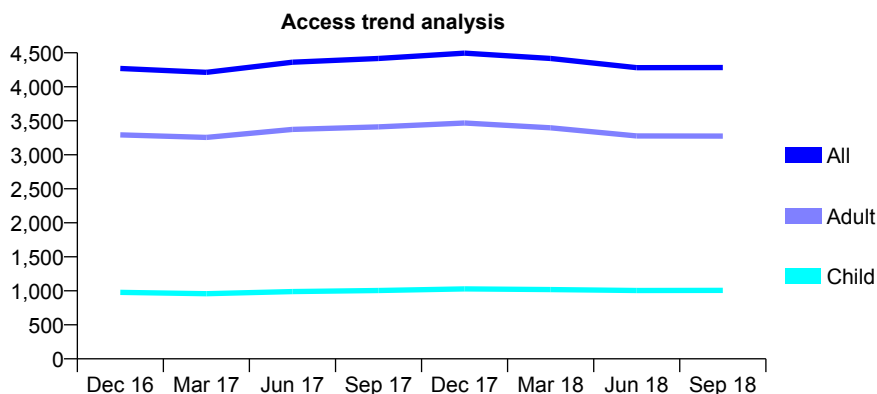
## Q58 - Vital Signs At a Glance Contract Report for 159719/0001 - September 2018

Name or company name	Stanstead Abbots Dental Care
Contract type name	GDS Contract
Purpose of contract	General
Contract start date	01/12/2008
Contract end date	

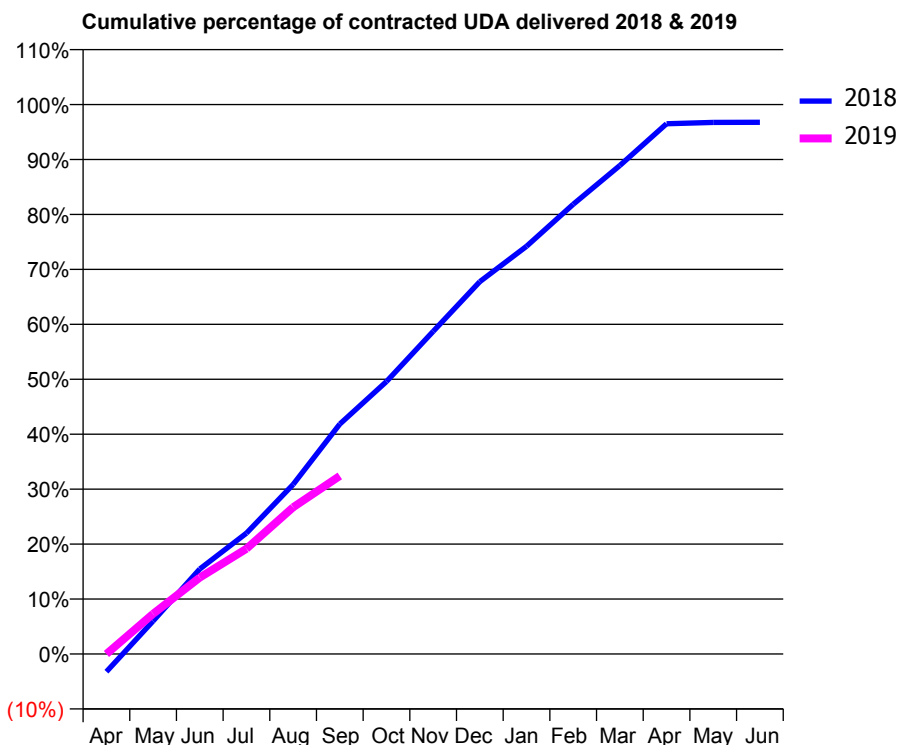
18/19 Contracted general activity (UDA)	11,336
Carry forward general activity (UDA)	0
18/19 Contracted orthodontic activity (UOA)	0
Carry forward orthodontic activity (UOA)	0
Baseline contract value	£261,818.77

### ACCESS\*

Patients seen in 24 months	Total	Change since previous quarter
Quarter ending September 2017	4,416	
Quarter ending December 2017	4,496	→
Quarter ending March 2018	4,416	↓
Quarter ending June 2018	4,281	↓
Quarter ending September 2018	4,283	→
<b>Variance since September 2017</b>	<b>(3.0%)</b>	<b>↓</b>



### ACTIVITY



Month	Adjusted Scheduled Activity (UDA)	
	2018	2019
April	-366	0
May	681	828
June	1,753	1,579
July	2,493	2,172
August	3,498	3,028
September	4,745	3,674
October	5,622	
November	6,655	
December	7,681	
January	8,412	
February	9,278	
March	10,077	
April	10,940	
May	10,968	
June	10,969	

### QUALITY

	Quantity	Base Number	Contract	AT	Region	England
% of FP17s for the same patient ID Re-attending within 3 months - Children	38	729	5.2%	10.7%	11.4%	11.6%
% of FP17s for the same patient ID Re-attending within 3 months - Adults	282	2,004	14.1%	14.5%	15.0%	15.5%
% of FP17s for the same patient ID Re-attending between 3 & 9 months - Children	431	729	59.1%	58.0%	59.9%	58.8%
% of FP17s for the same patient ID Re-attending between 3 & 9 months - Adults	1,036	2,004	51.7%	48.8%	52.0%	51.1%
% of FP17s for Band 1 Urgent Courses	165	1,778	9.3%	8.7%	8.0%	9.0%
% of FP17s Relating to Free Repair or Replacements	6	1,778	0.3%	0.7%	0.8%	0.8%
% of FP17s Relating to Continuations	18	1,778	1.0%	0.8%	0.9%	0.9%
% of Patients satisfied with the dentistry they have received	1	1	N/A	94.2%	93.5%	93.3%
% of Patients satisfied with the time they had to wait for an appointment	1	1	N/A	87.2%	89.1%	88.9%

\* This is based on patients treated on this contract for their most recent course of treatment. Figures in italics indicate the base number of FP17s or Patient Questionnaire responses are less than 100. N/A is shown where the base number of responses is less than 10 during the period. % is calculated as Quantity/Base number\*100

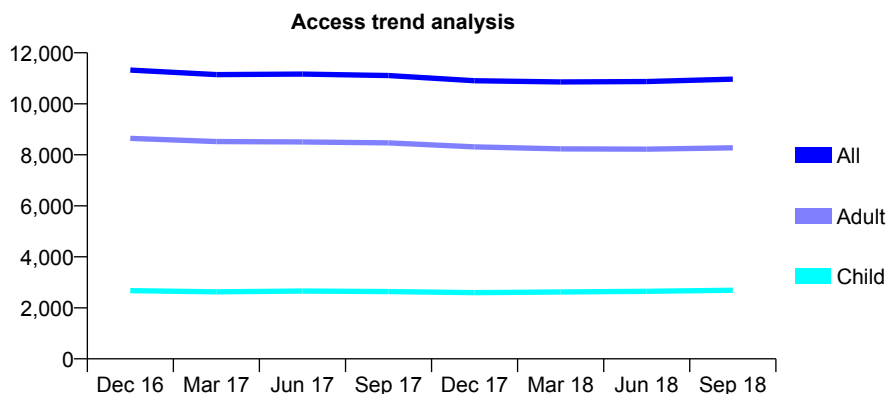
## Q58 - Vital Signs At a Glance Contract Report for 160644/0001 - September 2018

Name or company name	Mr K Hanji and Mr V Vipin
Contract type name	GDS Contract
Purpose of contract	General
Contract start date	16/07/2014
Contract end date	

18/19 Contracted general activity (UDA)	30,486
Carry forward general activity (UDA)	0
18/19 Contracted orthodontic activity (UOA)	0
Carry forward orthodontic activity (UOA)	0
Baseline contract value	£946,414.03

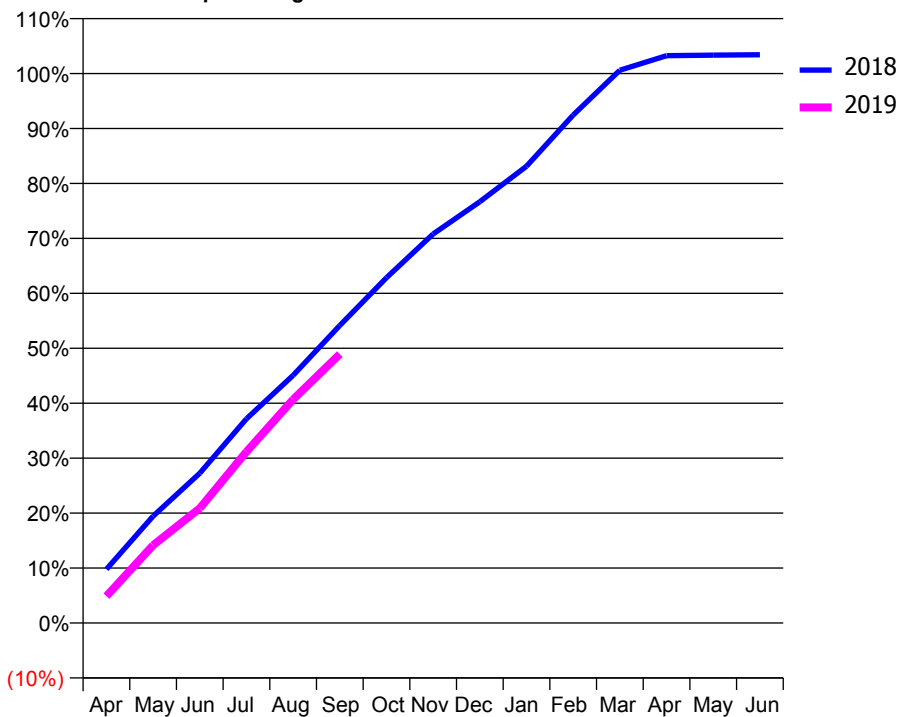
### ACCESS\*

Patients seen in 24 months	Total	Change since previous quarter
Quarter ending September 2017	11,107	
Quarter ending December 2017	10,903	↓
Quarter ending March 2018	10,858	→
Quarter ending June 2018	10,871	→
Quarter ending September 2018	10,968	→
<b>Variance since September 2017</b>	<b>(1.3%)</b>	<b>↓</b>



### ACTIVITY

Cumulative percentage of contracted UDA delivered 2018 & 2019



Adjusted Scheduled Activity (UDA)

Month	2018	2019
April	2,982	1,493
May	5,929	4,317
June	8,312	6,369
July	11,328	9,503
August	13,743	12,406
September	16,509	14,917
October	19,159	
November	21,585	
December	23,376	
January	25,343	
February	28,181	
March	30,670	
April	31,474	
May	31,503	
June	31,530	

### QUALITY

	Quantity	Base Number	Contract	AT	Region	England
% of FP17s for the same patient ID Re-attending within 3 months - Children	167	2,093	8.0%	10.7%	11.4%	11.6%
% of FP17s for the same patient ID Re-attending within 3 months - Adults	521	5,641	9.2%	14.5%	15.0%	15.5%
% of FP17s for the same patient ID Re-attending between 3 & 9 months - Children	1,149	2,093	54.9%	58.0%	59.9%	58.8%
% of FP17s for the same patient ID Re-attending between 3 & 9 months - Adults	2,678	5,641	47.5%	48.8%	52.0%	51.1%
% of FP17s for Band 1 Urgent Courses	460	7,344	6.3%	8.7%	8.0%	9.0%
% of FP17s Relating to Free Repair or Replacements	21	7,344	0.3%	0.7%	0.8%	0.8%
% of FP17s Relating to Continuations	11	7,344	0.1%	0.8%	0.9%	0.9%
% of Patients satisfied with the dentistry they have received	2	3	N/A	94.2%	93.5%	93.3%
% of Patients satisfied with the time they had to wait for an appointment	2	3	N/A	87.2%	89.1%	88.9%

\* This is based on patients treated on this contract for their most recent course of treatment. Figures in italics indicate the base number of FP17s or Patient Questionnaire responses are less than 100. N/A is shown where the base number of responses is less than 10 during the period. % is calculated as Quantity/Base number\*100

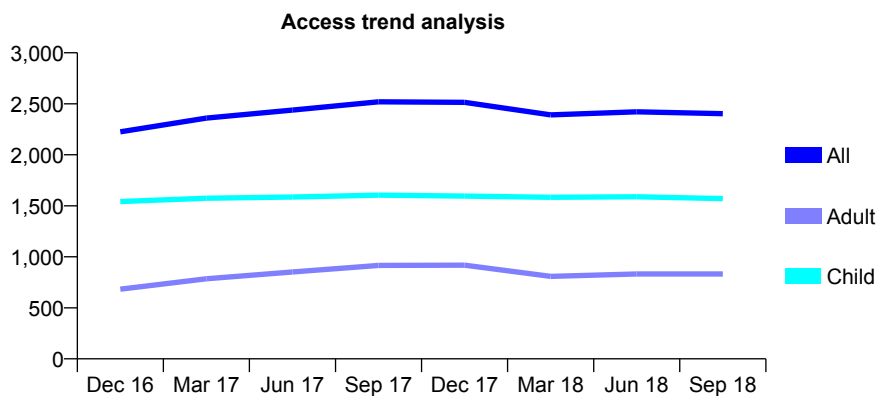
## Q58 - Vital Signs At a Glance Contract Report for 160792/0001 - September 2018

Name or company name	Oxford House Dental Practice
Contract type name	GDS Contract
Purpose of contract	General
Contract start date	02/10/2015
Contract end date	

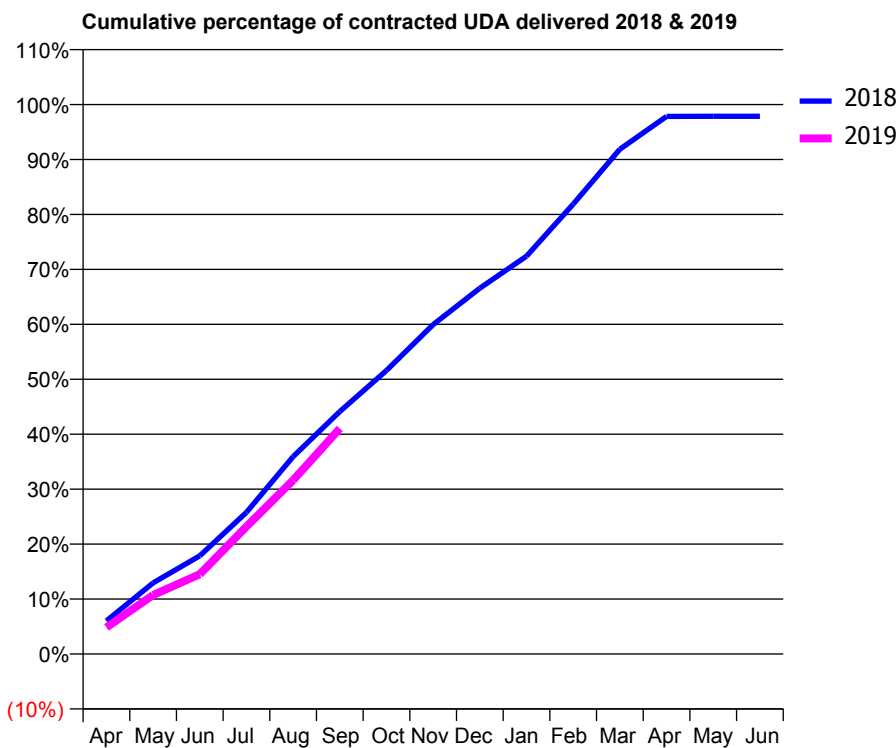
18/19 Contracted general activity (UDA)	6,000
Carry forward general activity (UDA)	0
18/19 Contracted orthodontic activity (UOA)	0
Carry forward orthodontic activity (UOA)	0
Baseline contract value	£123,567.54

### ACCESS\*

Patients seen in 24 months	Total	Change since previous quarter
Quarter ending September 2017	2,520	
Quarter ending December 2017	2,514	→
Quarter ending March 2018	2,392	↓
Quarter ending June 2018	2,421	→
Quarter ending September 2018	2,403	→
<b>Variance since September 2017</b>	<b>(4.6%)</b>	<b>↓</b>



### ACTIVITY



Month	Adjusted Scheduled Activity (UDA)	
	2018	2019
April	362	290
May	777	644
June	1,073	872
July	1,548	1,392
August	2,155	1,898
September	2,647	2,463
October	3,096	
November	3,597	
December	3,995	
January	4,344	
February	4,911	
March	5,512	
April	5,870	
May	5,872	
June	5,872	

### QUALITY

	Quantity	Base Number	Contract	AT	Region	England
% of FP17s for the same patient ID Re-attending within 3 months - Children	76	1,404	5.4%	10.7%	11.4%	11.6%
% of FP17s for the same patient ID Re-attending within 3 months - Adults	45	412	10.9%	14.5%	15.0%	15.5%
% of FP17s for the same patient ID Re-attending between 3 & 9 months - Children	1,065	1,404	75.9%	58.0%	59.9%	58.8%
% of FP17s for the same patient ID Re-attending between 3 & 9 months - Adults	208	412	50.5%	48.8%	52.0%	51.1%
% of FP17s for Band 1 Urgent Courses	53	1,648	3.2%	8.7%	8.0%	9.0%
% of FP17s Relating to Free Repair or Replacements	0	1,648	0.0%	0.7%	0.8%	0.8%
% of FP17s Relating to Continuations	1	1,648	0.1%	0.8%	0.9%	0.9%
% of Patients satisfied with the dentistry they have received	0	0	N/A	94.2%	93.5%	93.3%
% of Patients satisfied with the time they had to wait for an appointment	0	0	N/A	87.2%	89.1%	88.9%

\* This is based on patients treated on this contract for their most recent course of treatment. Figures in italics indicate the base number of FP17s or Patient Questionnaire responses are less than 100. N/A is shown where the base number of responses is less than 10 during the period. % is calculated as Quantity/Base number\*100

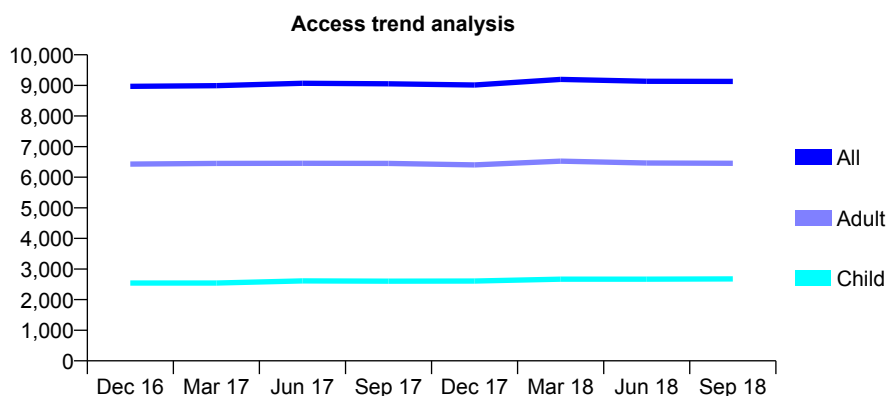
## Q58 - Vital Signs At a Glance Contract Report for 160873/0001 - September 2018

Name or company name	Bramingham Dental Clinic
Contract type name	GDS Contract
Purpose of contract	General
Contract start date	01/05/2010
Contract end date	

18/19 Contracted general activity (UDA)	26,015
Carry forward general activity (UDA)	820
18/19 Contracted orthodontic activity (UOA)	0
Carry forward orthodontic activity (UOA)	0
Baseline contract value	£723,360.01

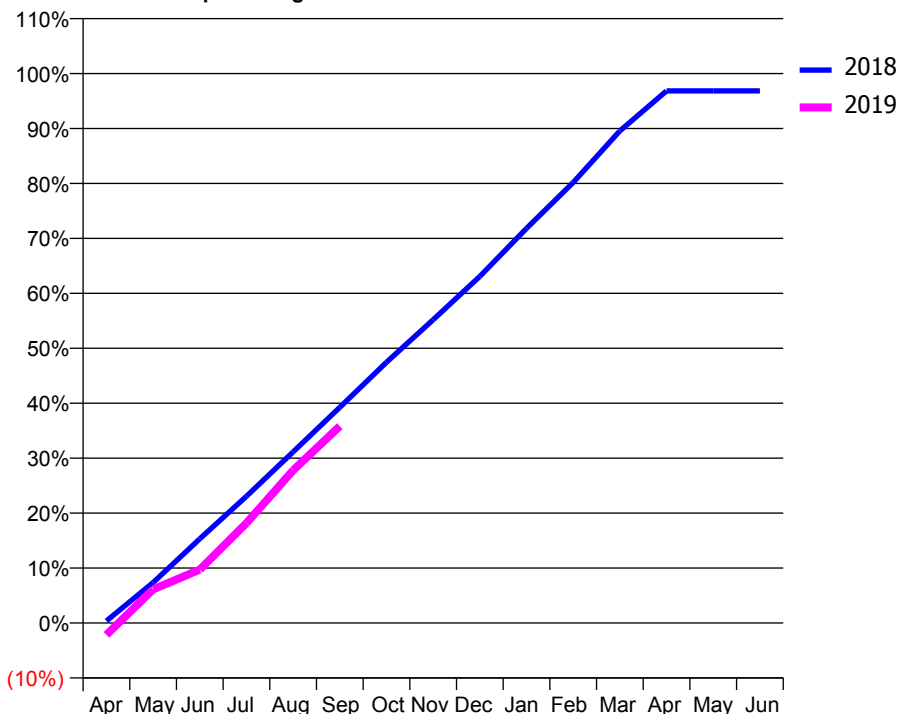
### ACCESS\*

Patients seen in 24 months	Total	Change since previous quarter
Quarter ending September 2017	9,054	
Quarter ending December 2017	9,011	→
Quarter ending March 2018	9,197	↑
Quarter ending June 2018	9,134	→
Quarter ending September 2018	9,130	→
<b>Variance since September 2017</b>	<b>0.8%</b>	<b>→</b>



### ACTIVITY

Cumulative percentage of contracted UDA delivered 2018 & 2019



Adjusted Scheduled Activity (UDA)

Month	2018	2019
April	99	-566
May	1,915	1,591
June	3,984	2,531
July	6,003	4,731
August	8,101	7,232
September	10,212	9,321
October	12,346	
November	14,360	
December	16,413	
January	18,685	
February	20,853	
March	23,298	
April	25,194	
May	25,195	
June	25,195	

### QUALITY

	Quantity	Base Number	Contract	AT	Region	England
% of FP17s for the same patient ID Re-attending within 3 months - Children	128	1,986	6.4%	10.7%	11.4%	11.6%
% of FP17s for the same patient ID Re-attending within 3 months - Adults	632	4,166	15.2%	14.5%	15.0%	15.5%
% of FP17s for the same patient ID Re-attending between 3 & 9 months - Children	1,114	1,986	56.1%	58.0%	59.9%	58.8%
% of FP17s for the same patient ID Re-attending between 3 & 9 months - Adults	2,133	4,166	51.2%	48.8%	52.0%	51.1%
% of FP17s for Band 1 Urgent Courses	647	5,294	12.2%	8.7%	8.0%	9.0%
% of FP17s Relating to Free Repair or Replacements	56	5,294	1.1%	0.7%	0.8%	0.8%
% of FP17s Relating to Continuations	41	5,294	0.8%	0.8%	0.9%	0.9%
% of Patients satisfied with the dentistry they have received	2	2	N/A	94.2%	93.5%	93.3%
% of Patients satisfied with the time they had to wait for an appointment	1	2	N/A	87.2%	89.1%	88.9%

\* This is based on patients treated on this contract for their most recent course of treatment. Figures in italics indicate the base number of FP17s or Patient Questionnaire responses are less than 100. N/A is shown where the base number of responses is less than 10 during the period. % is calculated as Quantity/Base number\*100

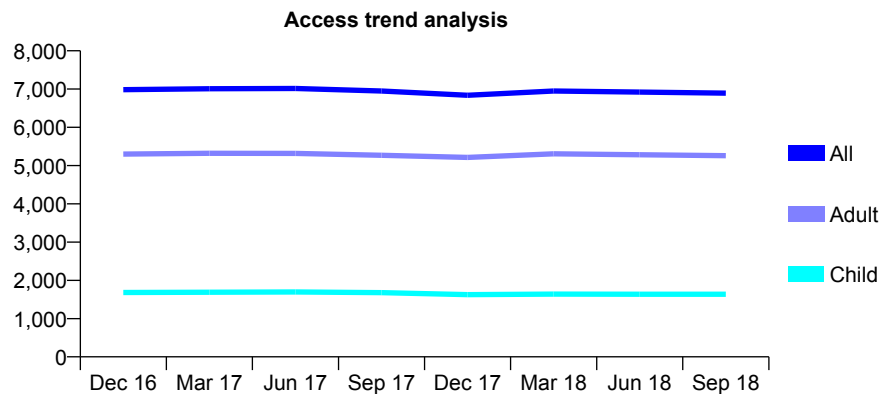
## Q58 - Vital Signs At a Glance Contract Report for 162051/0001 - September 2018

Name or company name	Much Hadham Dental Care Limited
Contract type name	GDS Contract
Purpose of contract	General
Contract start date	01/05/2009
Contract end date	

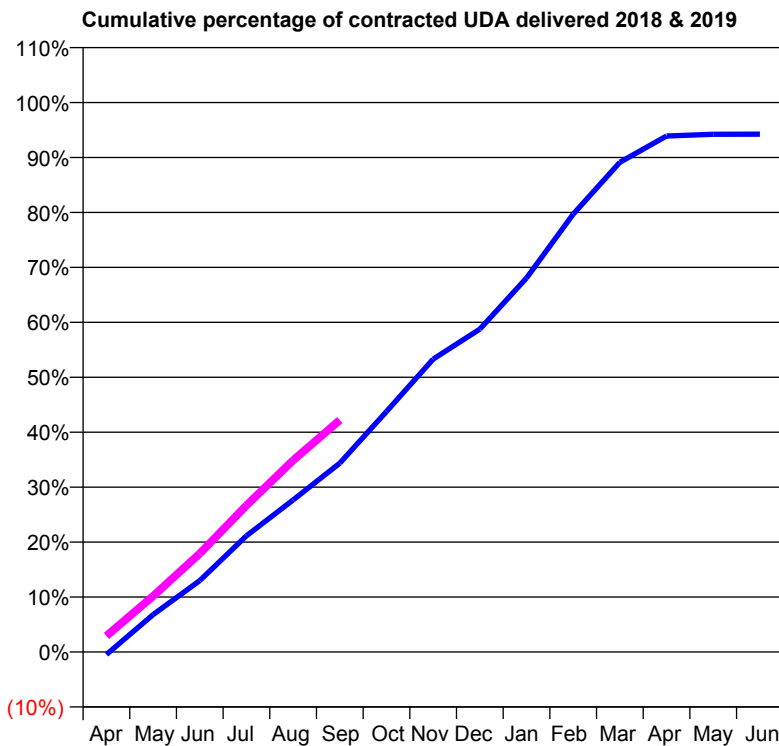
18/19 Contracted general activity (UDA)	19,191
Carry forward general activity (UDA)	0
18/19 Contracted orthodontic activity (UOA)	0
Carry forward orthodontic activity (UOA)	0
Baseline contract value	£437,504.06

### ACCESS\*

Patients seen in 24 months	Total	Change since previous quarter
Quarter ending September 2017	6,950	
Quarter ending December 2017	6,839	↓
Quarter ending March 2018	6,949	→
Quarter ending June 2018	6,921	→
Quarter ending September 2018	6,893	→
<b>Variance since September 2017</b>	<b>(0.8%)</b>	→



### ACTIVITY



Month	Adjusted Scheduled Activity (UDA)	
	2018	2019
April	-92	559
May	1,304	1,953
June	2,493	3,440
July	4,060	5,120
August	5,311	6,693
September	6,597	8,101
October	8,400	
November	10,231	
December	11,275	
January	13,060	
February	15,291	
March	17,104	
April	18,023	
May	18,081	
June	18,086	

### QUALITY

	Quantity	Base Number	Contract	AT	Region	England
% of FP17s for the same patient ID Re-attending within 3 months - Children	73	1,284	5.7%	10.7%	11.4%	11.6%
% of FP17s for the same patient ID Re-attending within 3 months - Adults	632	3,707	17.0%	14.5%	15.0%	15.5%
% of FP17s for the same patient ID Re-attending between 3 & 9 months - Children	826	1,284	64.3%	58.0%	59.9%	58.8%
% of FP17s for the same patient ID Re-attending between 3 & 9 months - Adults	1,986	3,707	53.6%	48.8%	52.0%	51.1%
% of FP17s for Band 1 Urgent Courses	420	4,568	9.2%	8.7%	8.0%	9.0%
% of FP17s Relating to Free Repair or Replacements	57	4,568	1.2%	0.7%	0.8%	0.8%
% of FP17s Relating to Continuations	37	4,568	0.8%	0.8%	0.9%	0.9%
% of Patients satisfied with the dentistry they have received	3	3	N/A	94.2%	93.5%	93.3%
% of Patients satisfied with the time they had to wait for an appointment	3	3	N/A	87.2%	89.1%	88.9%

\* This is based on patients treated on this contract for their most recent course of treatment. Figures in italics indicate the base number of FP17s or Patient Questionnaire responses are less than 100. N/A is shown where the base number of responses is less than 10 during the period. % is calculated as Quantity/Base number\*100



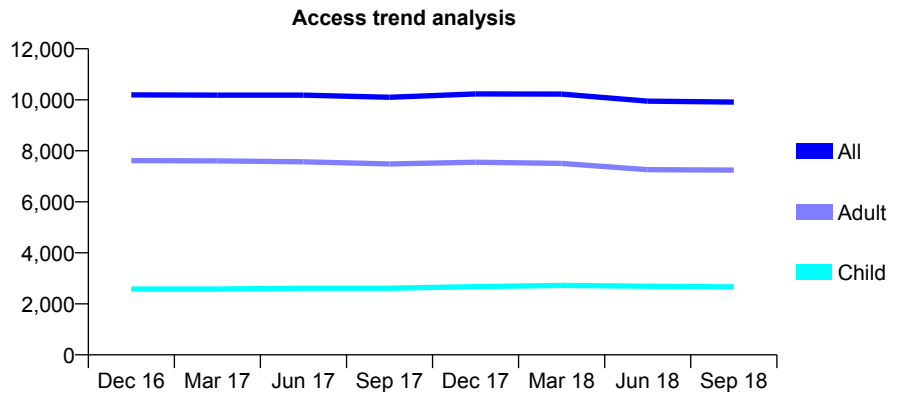
## Q58 - Vital Signs At a Glance Contract Report for 162167/0001 - September 2018

Name or company name	A Gatrads Dental Surgey
Contract type name	GDS Contract
Purpose of contract	General
Contract start date	01/04/2011
Contract end date	

18/19 Contracted general activity (UDA)	28,325
Carry forward general activity (UDA)	325
18/19 Contracted orthodontic activity (UOA)	0
Carry forward orthodontic activity (UOA)	0
Baseline contract value	£718,937.36

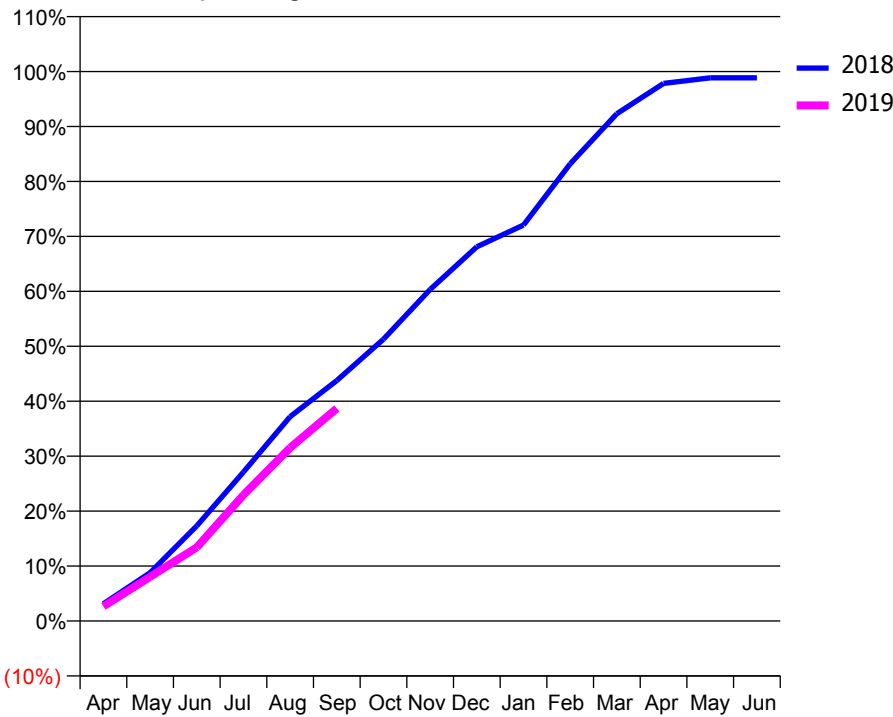
### ACCESS\*

Patients seen in 24 months	Total	Change since previous quarter
Quarter ending September 2017	10,099	
Quarter ending December 2017	10,232	→
Quarter ending March 2018	10,227	→
Quarter ending June 2018	9,949	↓
Quarter ending September 2018	9,910	→
<b>Variance since September 2017</b>	<b>(1.9%)</b>	<b>↓</b>



### ACTIVITY

Cumulative percentage of contracted UDA delivered 2018 & 2019



Adjusted Scheduled Activity (UDA)		
Month	2018	2019
April	888	755
May	2,492	2,280
June	4,904	3,796
July	7,679	6,499
August	10,536	8,934
September	12,395	10,957
October	14,529	
November	17,094	
December	19,288	
January	20,409	
February	23,563	
March	26,151	
April	27,713	
May	27,999	
June	27,999	

### QUALITY

	Quantity	Base Number	Contract	AT	Region	England
% of FP17s for the same patient ID Re-attending within 3 months - Children	120	1,784	6.7%	10.7%	11.4%	11.6%
% of FP17s for the same patient ID Re-attending within 3 months - Adults	616	4,221	14.6%	14.5%	15.0%	15.5%
% of FP17s for the same patient ID Re-attending between 3 & 9 months - Children	931	1,784	52.2%	58.0%	59.9%	58.8%
% of FP17s for the same patient ID Re-attending between 3 & 9 months - Adults	1,781	4,221	42.2%	48.8%	52.0%	51.1%
% of FP17s for Band 1 Urgent Courses	539	5,519	9.8%	8.7%	8.0%	9.0%
% of FP17s Relating to Free Repair or Replacements	21	5,519	0.4%	0.7%	0.8%	0.8%
% of FP17s Relating to Continuations	79	5,519	1.4%	0.8%	0.9%	0.9%
% of Patients satisfied with the dentistry they have received	6	6	N/A	94.2%	93.5%	93.3%
% of Patients satisfied with the time they had to wait for an appointment	5	6	N/A	87.2%	89.1%	88.9%

\* This is based on patients treated on this contract for their most recent course of treatment. Figures in italics indicate the base number of FP17s or Patient Questionnaire responses are less than 100. N/A is shown where the base number of responses is less than 10 during the period. % is calculated as Quantity/Base number\*100

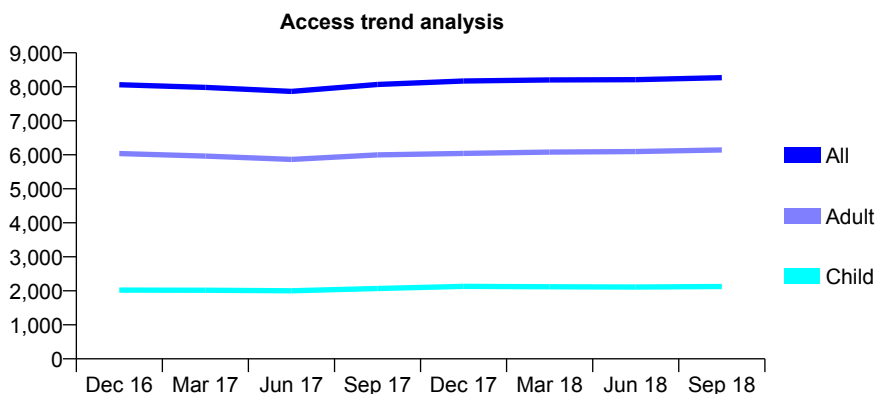
## Q58 - Vital Signs At a Glance Contract Report for 163473/0001 - September 2018

Name or company name	Kettering Central Dental Practice
Contract type name	GDS Contract
Purpose of contract	General
Contract start date	05/10/2012
Contract end date	

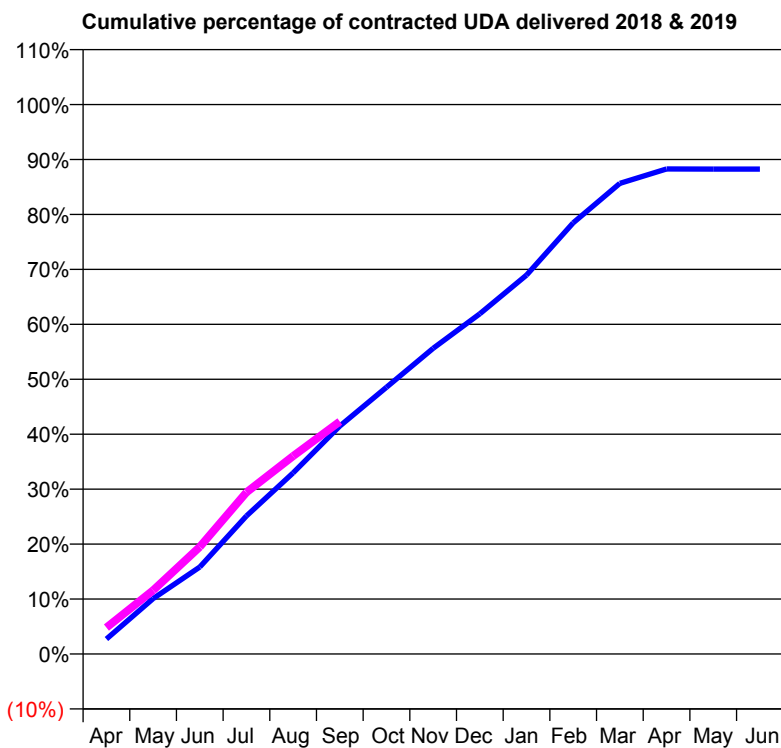
18/19 Contracted general activity (UDA)	23,018
Carry forward general activity (UDA)	0
18/19 Contracted orthodontic activity (UOA)	0
Carry forward orthodontic activity (UOA)	0
Baseline contract value	£810,512.93

### ACCESS\*

Patients seen in 24 months	Total	Change since previous quarter
Quarter ending September 2017	8,067	
Quarter ending December 2017	8,171	→
Quarter ending March 2018	8,200	→
Quarter ending June 2018	8,211	→
Quarter ending September 2018	8,270	→
<b>Variance since September 2017</b>	<b>2.5%</b>	<b>↑</b>



### ACTIVITY



Month	Adjusted Scheduled Activity (UDA)	
	2018	2019
April	631	1,109
May	2,321	2,667
June	3,642	4,489
July	5,782	6,772
August	7,590	8,295
September	9,551	9,736
October	11,175	
November	12,805	
December	14,249	
January	15,872	
February	18,061	
March	19,715	
April	20,316	
May	20,312	
June	20,312	

### QUALITY

	Quantity	Base Number	Contract	AT	Region	England
% of FP17s for the same patient ID Re-attending within 3 months - Children	84	1,417	5.9%	10.7%	11.4%	11.6%
% of FP17s for the same patient ID Re-attending within 3 months - Adults	372	3,395	11.0%	14.5%	15.0%	15.5%
% of FP17s for the same patient ID Re-attending between 3 & 9 months - Children	725	1,417	51.2%	58.0%	59.9%	58.8%
% of FP17s for the same patient ID Re-attending between 3 & 9 months - Adults	1,222	3,395	36.0%	48.8%	52.0%	51.1%
% of FP17s for Band 1 Urgent Courses	230	4,539	5.1%	8.7%	8.0%	9.0%
% of FP17s Relating to Free Repair or Replacements	34	4,539	0.7%	0.7%	0.8%	0.8%
% of FP17s Relating to Continuations	56	4,539	1.2%	0.8%	0.9%	0.9%
% of Patients satisfied with the dentistry they have received	5	5	N/A	94.2%	93.5%	93.3%
% of Patients satisfied with the time they had to wait for an appointment	4	5	N/A	87.2%	89.1%	88.9%

\* This is based on patients treated on this contract for their most recent course of treatment. Figures in italics indicate the base number of FP17s or Patient Questionnaire responses are less than 100. N/A is shown where the base number of responses is less than 10 during the period. % is calculated as Quantity/Base number\*100

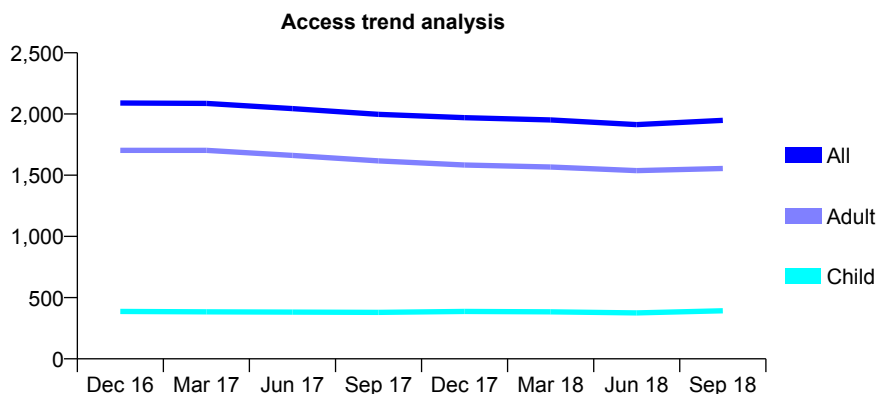
## Q58 - Vital Signs At a Glance Contract Report for 164585/0001 - September 2018

Name or company name	MR A MCGREGOR AND DR M MOKHTAR
Contract type name	GDS Contract
Purpose of contract	General
Contract start date	01/04/2007
Contract end date	

18/19 Contracted general activity (UDA)	6,316
Carry forward general activity (UDA)	0
18/19 Contracted orthodontic activity (UOA)	0
Carry forward orthodontic activity (UOA)	0
Baseline contract value	£140,915.52

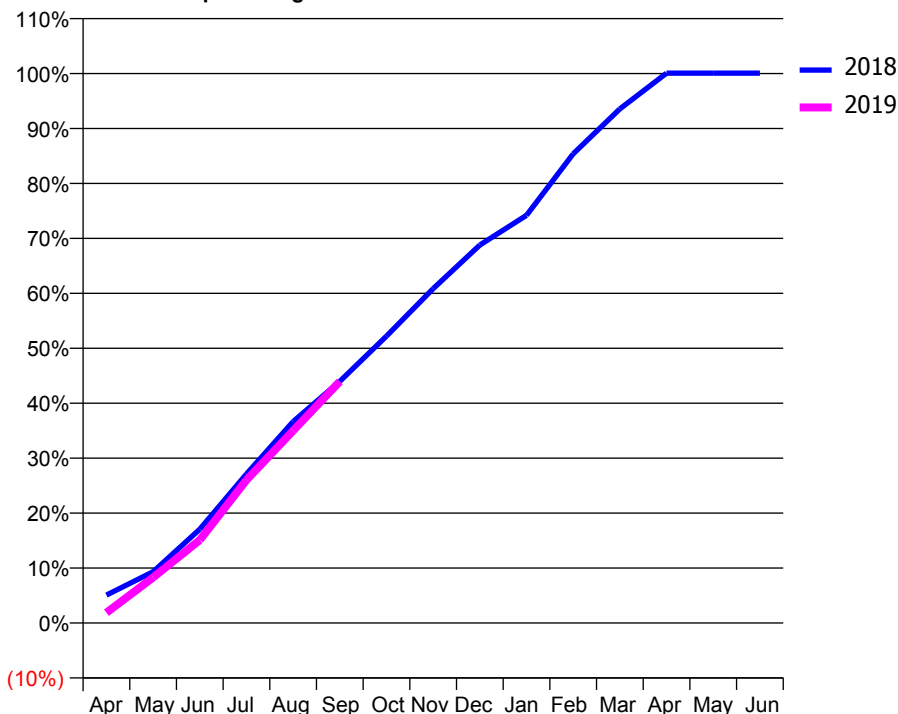
### ACCESS\*

Patients seen in 24 months	Total	Change since previous quarter
Quarter ending September 2017	1,997	
Quarter ending December 2017	1,970	↓
Quarter ending March 2018	1,951	→
Quarter ending June 2018	1,913	↓
Quarter ending September 2018	1,948	→
<b>Variance since September 2017</b>	<b>(2.5%)</b>	<b>↓</b>



### ACTIVITY

Cumulative percentage of contracted UDA delivered 2018 & 2019



Adjusted Scheduled Activity (UDA)

Month	2018	2019
April	322	119
May	589	524
June	1,079	954
July	1,713	1,643
August	2,315	2,211
September	2,778	2,777
October	3,298	
November	3,844	
December	4,344	
January	4,686	
February	5,393	
March	5,909	
April	6,321	
May	6,321	
June	6,321	

### QUALITY

	Quantity	Base Number	Contract	AT	Region	England
% of FP17s for the same patient ID Re-attending within 3 months - Children	12	296	4.1%	10.7%	11.4%	11.6%
% of FP17s for the same patient ID Re-attending within 3 months - Adults	196	1,323	14.8%	14.5%	15.0%	15.5%
% of FP17s for the same patient ID Re-attending between 3 & 9 months - Children	174	296	58.8%	58.0%	59.9%	58.8%
% of FP17s for the same patient ID Re-attending between 3 & 9 months - Adults	842	1,323	63.6%	48.8%	52.0%	51.1%
% of FP17s for Band 1 Urgent Courses	47	1,444	3.3%	8.7%	8.0%	9.0%
% of FP17s Relating to Free Repair or Replacements	32	1,444	2.2%	0.7%	0.8%	0.8%
% of FP17s Relating to Continuations	9	1,444	0.6%	0.8%	0.9%	0.9%
% of Patients satisfied with the dentistry they have received	3	3	N/A	94.2%	93.5%	93.3%
% of Patients satisfied with the time they had to wait for an appointment	3	3	N/A	87.2%	89.1%	88.9%

\* This is based on patients treated on this contract for their most recent course of treatment. Figures in italics indicate the base number of FP17s or Patient Questionnaire responses are less than 100. N/A is shown where the base number of responses is less than 10 during the period. % is calculated as Quantity/Base number\*100

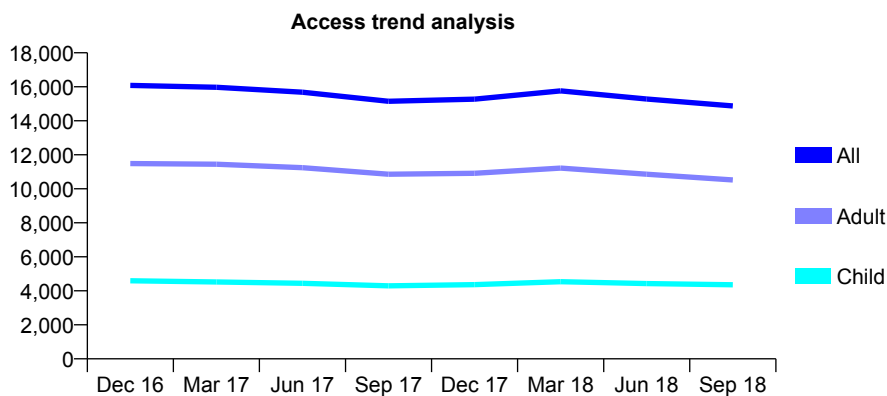
## Q58 - Vital Signs At a Glance Contract Report for 164593/0001 - September 2018

Name or company name	Dental Suite Ltd
Contract type name	GDS Contract
Purpose of contract	General
Contract start date	01/04/2007
Contract end date	

18/19 Contracted general activity (UDA)	37,656
Carry forward general activity (UDA)	0
18/19 Contracted orthodontic activity (UOA)	0
Carry forward orthodontic activity (UOA)	0
Baseline contract value	£915,074.79

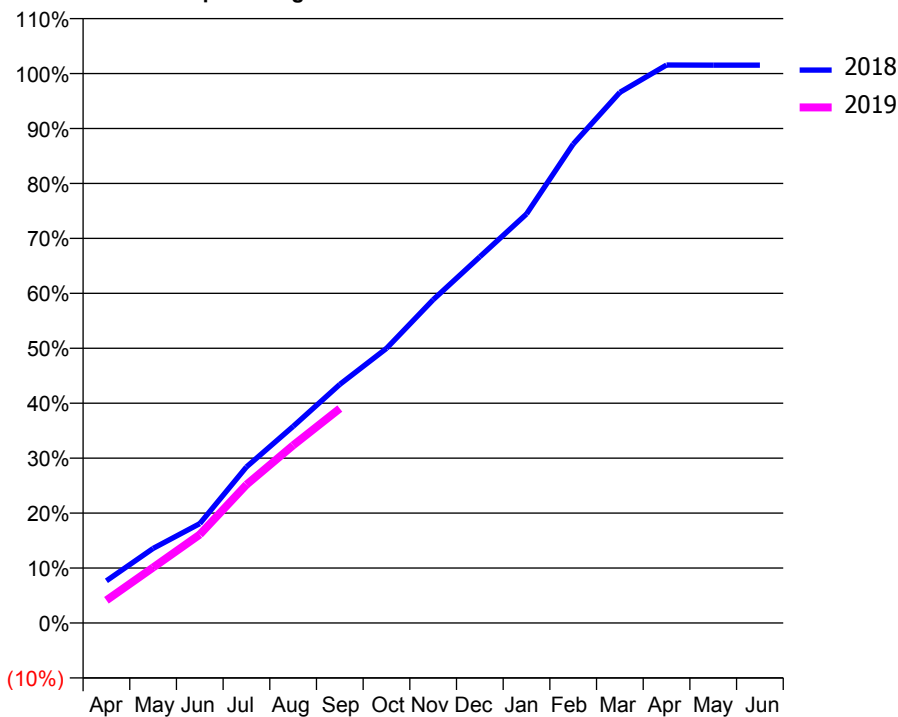
### ACCESS\*

Patients seen in 24 months	Total	Change since previous quarter
Quarter ending September 2017	15,151	
Quarter ending December 2017	15,275	→
Quarter ending March 2018	15,760	↑
Quarter ending June 2018	15,280	↓
Quarter ending September 2018	14,872	↓
<b>Variance since September 2017</b>	<b>(1.8%)</b>	↓



### ACTIVITY

Cumulative percentage of contracted UDA delivered 2018 & 2019



Month	Adjusted Scheduled Activity (UDA)	
	2018	2019
April	2,895	1,559
May	5,109	3,805
June	6,813	6,059
July	10,694	9,481
August	13,471	12,174
September	16,348	14,702
October	18,820	
November	22,159	
December	25,096	
January	28,030	
February	32,816	
March	36,367	
April	38,240	
May	38,230	
June	38,227	

### QUALITY

	Quantity	Base Number	Contract	AT	Region	England
% of FP17s for the same patient ID Re-attending within 3 months - Children	190	3,031	6.3%	10.7%	11.4%	11.6%
% of FP17s for the same patient ID Re-attending within 3 months - Adults	559	6,292	8.9%	14.5%	15.0%	15.5%
% of FP17s for the same patient ID Re-attending between 3 & 9 months - Children	2,085	3,031	68.8%	58.0%	59.9%	58.8%
% of FP17s for the same patient ID Re-attending between 3 & 9 months - Adults	4,272	6,292	67.9%	48.8%	52.0%	51.1%
% of FP17s for Band 1 Urgent Courses	446	8,493	5.3%	8.7%	8.0%	9.0%
% of FP17s Relating to Free Repair or Replacements	18	8,493	0.2%	0.7%	0.8%	0.8%
% of FP17s Relating to Continuations	6	8,493	0.1%	0.8%	0.9%	0.9%
% of Patients satisfied with the dentistry they have received	3	4	N/A	94.2%	93.5%	93.3%
% of Patients satisfied with the time they had to wait for an appointment	3	4	N/A	87.2%	89.1%	88.9%

\* This is based on patients treated on this contract for their most recent course of treatment. Figures in italics indicate the base number of FP17s or Patient Questionnaire responses are less than 100. N/A is shown where the base number of responses is less than 10 during the period. % is calculated as Quantity/Base number\*100

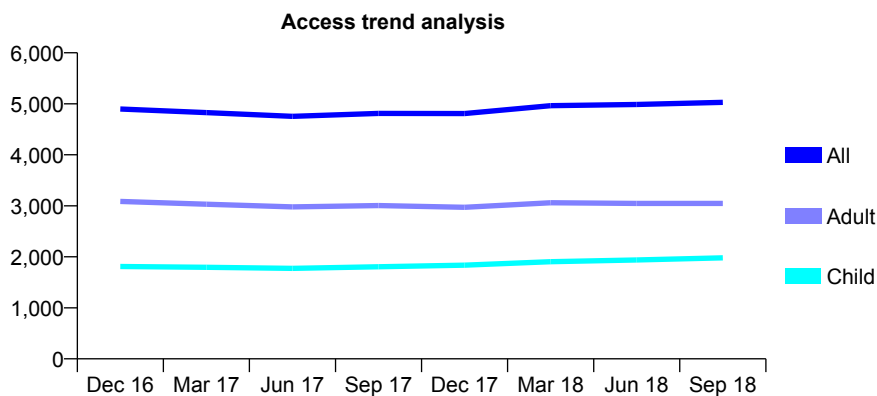
## Q58 - Vital Signs At a Glance Contract Report for 165034/0001 - September 2018

Name or company name	Ross, Hirschowitz & Videlefsky
Contract type name	GDS Contract
Purpose of contract	General
Contract start date	01/04/2009
Contract end date	

18/19 Contracted general activity (UDA)	12,500
Carry forward general activity (UDA)	0
18/19 Contracted orthodontic activity (UOA)	0
Carry forward orthodontic activity (UOA)	0
Baseline contract value	£301,267.74

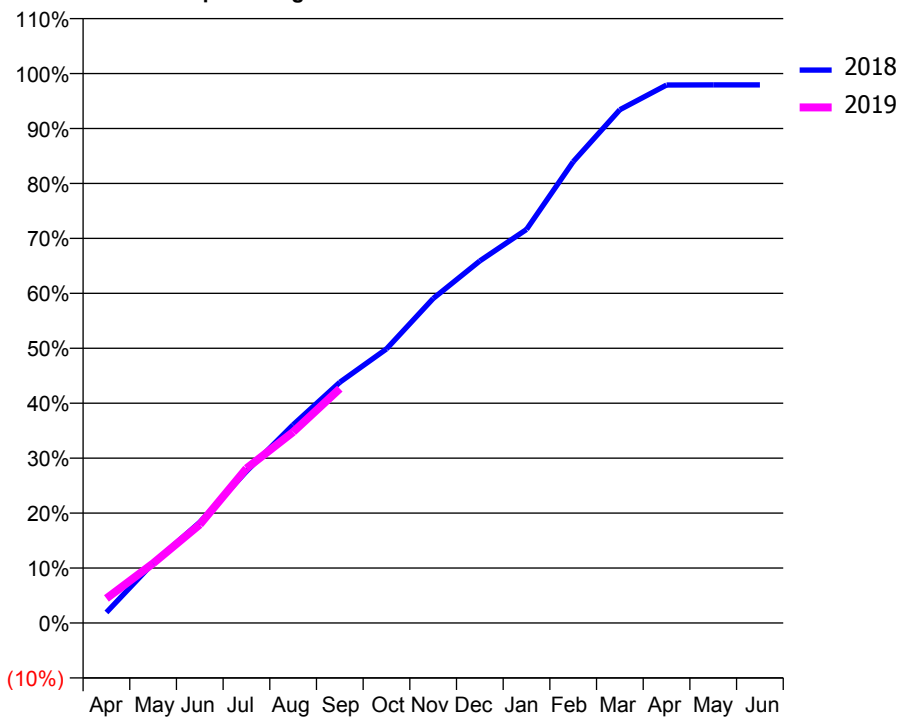
### ACCESS\*

Patients seen in 24 months	Total	Change since previous quarter
Quarter ending September 2017	4,811	
Quarter ending December 2017	4,808	→
Quarter ending March 2018	4,964	↑
Quarter ending June 2018	4,987	→
Quarter ending September 2018	5,029	→
<b>Variance since September 2017</b>	<b>4.5%</b>	<b>↑</b>



### ACTIVITY

Cumulative percentage of contracted UDA delivered 2018 & 2019



Adjusted Scheduled Activity (UDA)		
Month	2018	2019
April	240	559
May	1,362	1,357
June	2,293	2,240
July	3,450	3,518
August	4,510	4,344
September	5,476	5,330
October	6,236	
November	7,381	
December	8,236	
January	8,952	
February	10,493	
March	11,676	
April	12,239	
May	12,242	
June	12,241	

### QUALITY

	Quantity	Base Number	Contract	AT	Region	England
% of FP17s for the same patient ID Re-attending within 3 months - Children	168	1,655	10.2%	10.7%	11.4%	11.6%
% of FP17s for the same patient ID Re-attending within 3 months - Adults	224	1,867	12.0%	14.5%	15.0%	15.5%
% of FP17s for the same patient ID Re-attending between 3 & 9 months - Children	1,054	1,655	63.7%	58.0%	59.9%	58.8%
% of FP17s for the same patient ID Re-attending between 3 & 9 months - Adults	983	1,867	52.7%	48.8%	52.0%	51.1%
% of FP17s for Band 1 Urgent Courses	261	3,215	8.1%	8.7%	8.0%	9.0%
% of FP17s Relating to Free Repair or Replacements	12	3,215	0.4%	0.7%	0.8%	0.8%
% of FP17s Relating to Continuations	14	3,215	0.4%	0.8%	0.9%	0.9%
% of Patients satisfied with the dentistry they have received	4	4	N/A	94.2%	93.5%	93.3%
% of Patients satisfied with the time they had to wait for an appointment	4	4	N/A	87.2%	89.1%	88.9%

\* This is based on patients treated on this contract for their most recent course of treatment. Figures in italics indicate the base number of FP17s or Patient Questionnaire responses are less than 100. N/A is shown where the base number of responses is less than 10 during the period. % is calculated as Quantity/Base number\*100

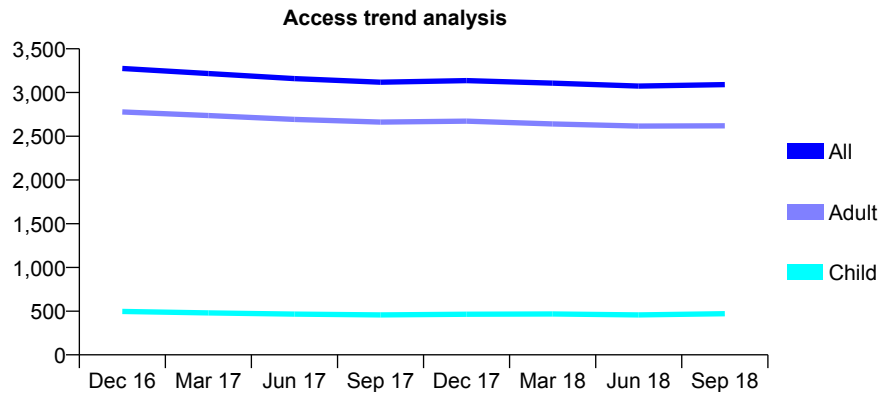
## Q58 - Vital Signs At a Glance Contract Report for 165220/0001 - September 2018

Name or company name	Beech Hill Dental Practice Limited
Contract type name	GDS Contract
Purpose of contract	General
Contract start date	01/10/2010
Contract end date	

18/19 Contracted general activity (UDA)	11,000
Carry forward general activity (UDA)	0
18/19 Contracted orthodontic activity (UOA)	0
Carry forward orthodontic activity (UOA)	0
Baseline contract value	£275,699.60

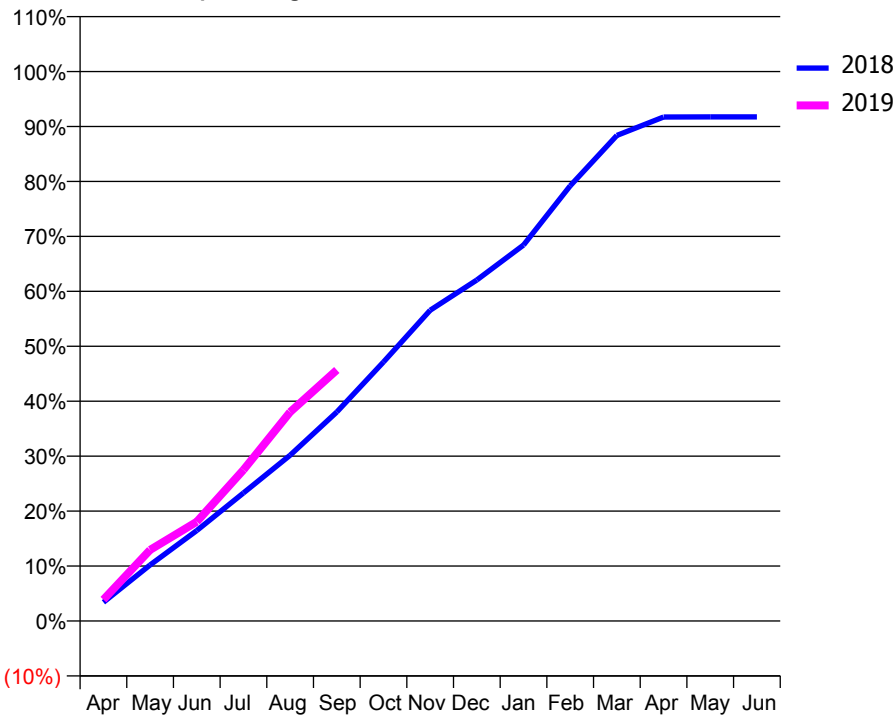
### ACCESS\*

Patients seen in 24 months	Total	Change since previous quarter
Quarter ending September 2017	3,118	
Quarter ending December 2017	3,137	→
Quarter ending March 2018	3,108	→
Quarter ending June 2018	3,073	↓
Quarter ending September 2018	3,090	→
<b>Variance since September 2017</b>	<b>(0.9%)</b>	<b>→</b>



### ACTIVITY

Cumulative percentage of contracted UDA delivered 2018 & 2019



Month	Adjusted Scheduled Activity (UDA)	
	2018	2019
April	374	427
May	1,122	1,423
June	1,811	1,987
July	2,564	3,024
August	3,319	4,185
September	4,184	5,025
October	5,185	
November	6,221	
December	6,827	
January	7,526	
February	8,710	
March	9,720	
April	10,088	
May	10,092	
June	10,092	

### QUALITY

	Quantity	Base Number	Contract	AT	Region	England
% of FP17s for the same patient ID Re-attending within 3 months - Children	22	296	7.4%	10.7%	11.4%	11.6%
% of FP17s for the same patient ID Re-attending within 3 months - Adults	179	1,371	13.1%	14.5%	15.0%	15.5%
% of FP17s for the same patient ID Re-attending between 3 & 9 months - Children	92	296	31.1%	58.0%	59.9%	58.8%
% of FP17s for the same patient ID Re-attending between 3 & 9 months - Adults	481	1,371	35.1%	48.8%	52.0%	51.1%
% of FP17s for Band 1 Urgent Courses	165	1,566	10.5%	8.7%	8.0%	9.0%
% of FP17s Relating to Free Repair or Replacements	4	1,566	0.3%	0.7%	0.8%	0.8%
% of FP17s Relating to Continuations	7	1,566	0.4%	0.8%	0.9%	0.9%
% of Patients satisfied with the dentistry they have received	7	8	N/A	94.2%	93.5%	93.3%
% of Patients satisfied with the time they had to wait for an appointment	7	8	N/A	87.2%	89.1%	88.9%

\* This is based on patients treated on this contract for their most recent course of treatment. Figures in italics indicate the base number of FP17s or Patient Questionnaire responses are less than 100. N/A is shown where the base number of responses is less than 10 during the period. % is calculated as Quantity/Base number\*100

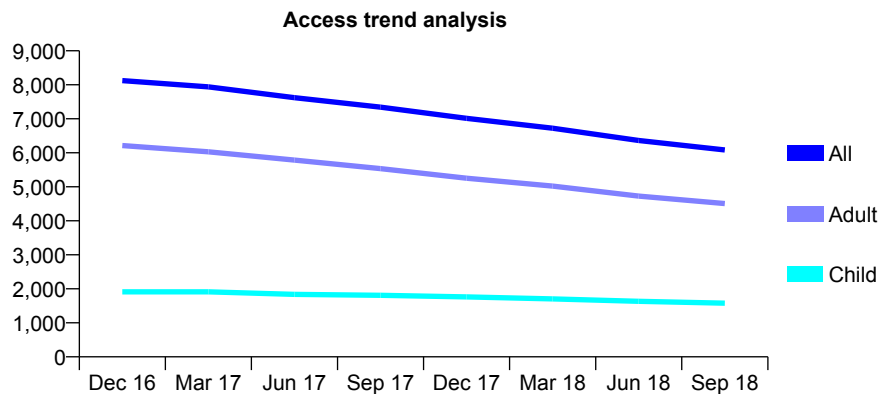
## Q58 - Vital Signs At a Glance Contract Report for 167045/0001 - September 2018

Name or company name	QUALITY DENTAL CARE LIMITED
Contract type name	GDS Contract
Purpose of contract	General and Orthodontic
Contract start date	05/02/2008
Contract end date	

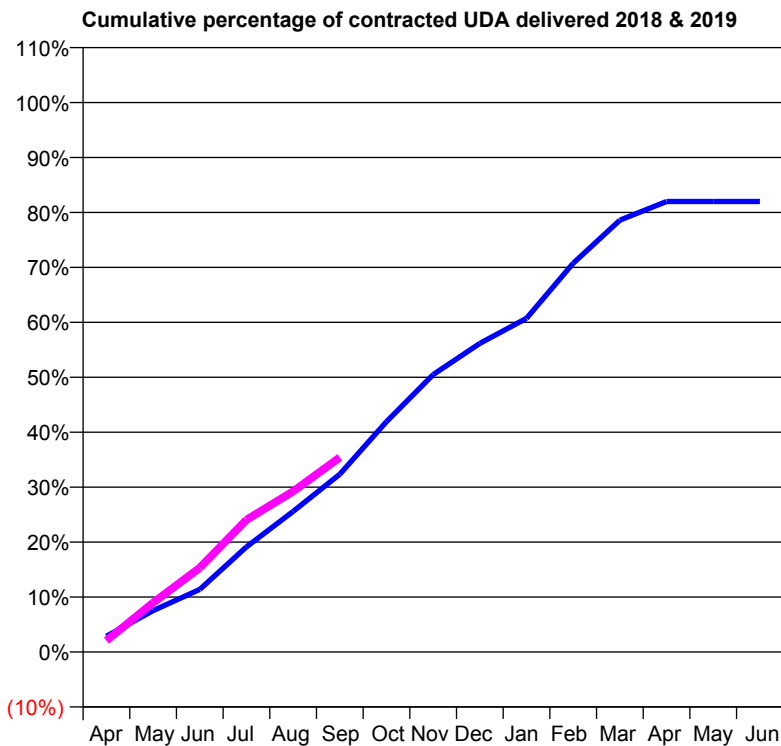
18/19 Contracted general activity (UDA)	18,500
Carry forward general activity (UDA)	0
18/19 Contracted orthodontic activity (UOA)	4,389
Carry forward orthodontic activity (UOA)	0
Baseline contract value	£708,904.14

### ACCESS\*

Patients seen in 24 months	Total	Change since previous quarter
Quarter ending September 2017	7,344	
Quarter ending December 2017	7,015	↓
Quarter ending March 2018	6,724	↓
Quarter ending June 2018	6,361	↓
Quarter ending September 2018	6,085	↓
<b>Variance since September 2017</b>	<b>(17.1%)</b>	<b>↓</b>



### ACTIVITY



Month	Adjusted Scheduled Activity (UDA)	
	2018	2019
April	530	385
May	1,394	1,657
June	2,106	2,834
July	3,542	4,451
August	4,733	5,409
September	5,985	6,552
October	7,754	
November	9,339	
December	10,392	
January	11,233	
February	13,089	
March	14,537	
April	15,167	
May	15,166	
June	15,166	

### QUALITY

	Quantity	Base Number	Contract	AT	Region	England
% of FP17s for the same patient ID Re-attending within 3 months - Children	69	991	7.0%	10.7%	11.4%	11.6%
% of FP17s for the same patient ID Re-attending within 3 months - Adults	412	2,281	18.1%	14.5%	15.0%	15.5%
% of FP17s for the same patient ID Re-attending between 3 & 9 months - Children	353	991	35.6%	58.0%	59.9%	58.8%
% of FP17s for the same patient ID Re-attending between 3 & 9 months - Adults	973	2,281	42.7%	48.8%	52.0%	51.1%
% of FP17s for Band 1 Urgent Courses	227	2,709	8.4%	8.7%	8.0%	9.0%
% of FP17s Relating to Free Repair or Replacements	47	2,709	1.7%	0.7%	0.8%	0.8%
% of FP17s Relating to Continuations	10	2,709	0.4%	0.8%	0.9%	0.9%
% of Patients satisfied with the dentistry they have received	3	3	N/A	94.2%	93.5%	93.3%
% of Patients satisfied with the time they had to wait for an appointment	2	3	N/A	87.2%	89.1%	88.9%

\* This is based on patients treated on this contract for their most recent course of treatment. Figures in italics indicate the base number of FP17s or Patient Questionnaire responses are less than 100. N/A is shown where the base number of responses is less than 10 during the period. % is calculated as Quantity/Base number\*100

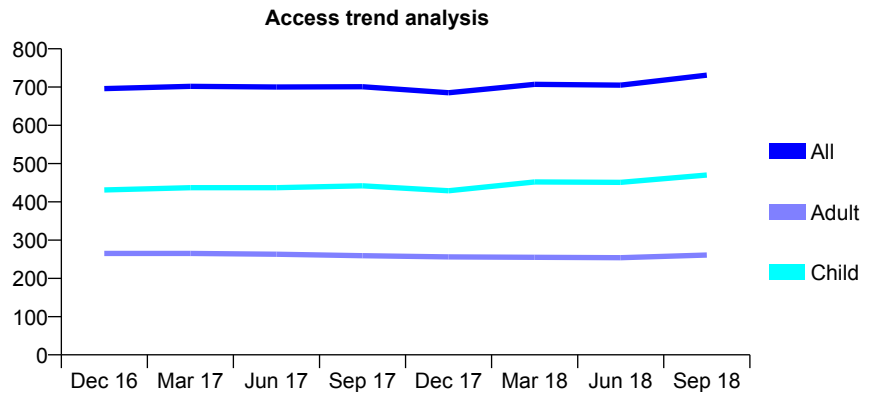
## Q58 - Vital Signs At a Glance Contract Report for 167703/0001 - September 2018

Name or company name	Red House Dental
Contract type name	GDS Contract
Purpose of contract	General
Contract start date	01/12/2011
Contract end date	

18/19 Contracted general activity (UDA)	1,668
Carry forward general activity (UDA)	0
18/19 Contracted orthodontic activity (UOA)	0
Carry forward orthodontic activity (UOA)	0
Baseline contract value	£40,854.18

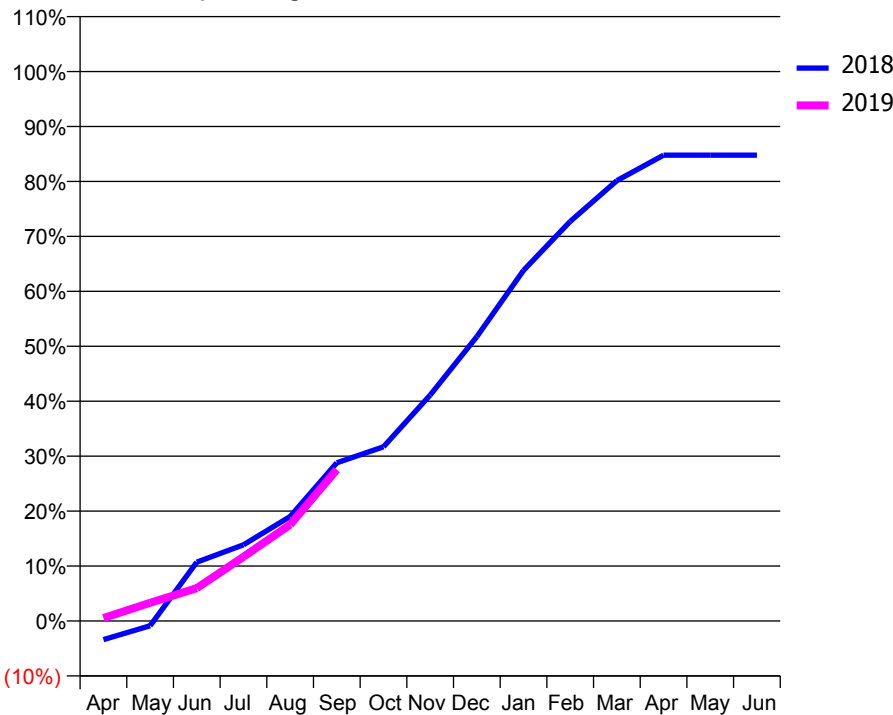
### ACCESS\*

Patients seen in 24 months	Total	Change since previous quarter
Quarter ending September 2017	701	
Quarter ending December 2017	685	↓
Quarter ending March 2018	707	↑
Quarter ending June 2018	705	→
Quarter ending September 2018	731	↑
<b>Variance since September 2017</b>	<b>4.3%</b>	<b>↑</b>



### ACTIVITY

Cumulative percentage of contracted UDA delivered 2018 & 2019



Adjusted Scheduled Activity (UDA)		
Month	2018	2019
April	-57	9
May	-15	55
June	179	100
July	231	195
August	317	292
September	480	460
October	529	
November	686	
December	863	
January	1,064	
February	1,213	
March	1,337	
April	1,414	
May	1,414	
June	1,414	

### QUALITY

	Quantity	Base Number	Contract	AT	Region	England
% of FP17s for the same patient ID Re-attending within 3 months - Children	37	380	9.7%	10.7%	11.4%	11.6%
% of FP17s for the same patient ID Re-attending within 3 months - Adults	33	186	17.7%	14.5%	15.0%	15.5%
% of FP17s for the same patient ID Re-attending between 3 & 9 months - Children	219	380	57.6%	58.0%	59.9%	58.8%
% of FP17s for the same patient ID Re-attending between 3 & 9 months - Adults	103	186	55.4%	48.8%	52.0%	51.1%
% of FP17s for Band 1 Urgent Courses	8	481	1.7%	8.7%	8.0%	9.0%
% of FP17s Relating to Free Repair or Replacements	0	481	0.0%	0.7%	0.8%	0.8%
% of FP17s Relating to Continuations	14	481	2.9%	0.8%	0.9%	0.9%
% of Patients satisfied with the dentistry they have received	1	1	N/A	94.2%	93.5%	93.3%
% of Patients satisfied with the time they had to wait for an appointment	1	1	N/A	87.2%	89.1%	88.9%

\* This is based on patients treated on this contract for their most recent course of treatment. Figures in italics indicate the base number of FP17s or Patient Questionnaire responses are less than 100. N/A is shown where the base number of responses is less than 10 during the period. % is calculated as Quantity/Base number\*100



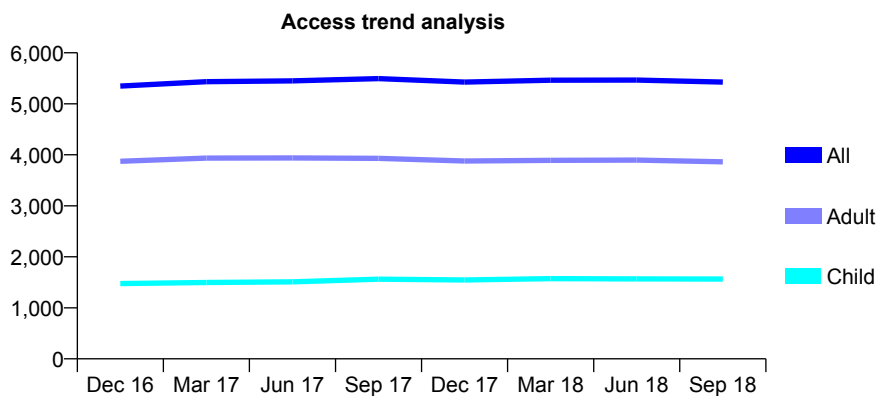
## Q58 - Vital Signs At a Glance Contract Report for 168335/0001 - September 2018

Name or company name	Darius G-Sair & Associates Limited
Contract type name	GDS Contract
Purpose of contract	General
Contract start date	01/04/2009
Contract end date	

18/19 Contracted general activity (UDA)	18,357
Carry forward general activity (UDA)	179
18/19 Contracted orthodontic activity (UOA)	0
Carry forward orthodontic activity (UOA)	0
Baseline contract value	£541,492.66

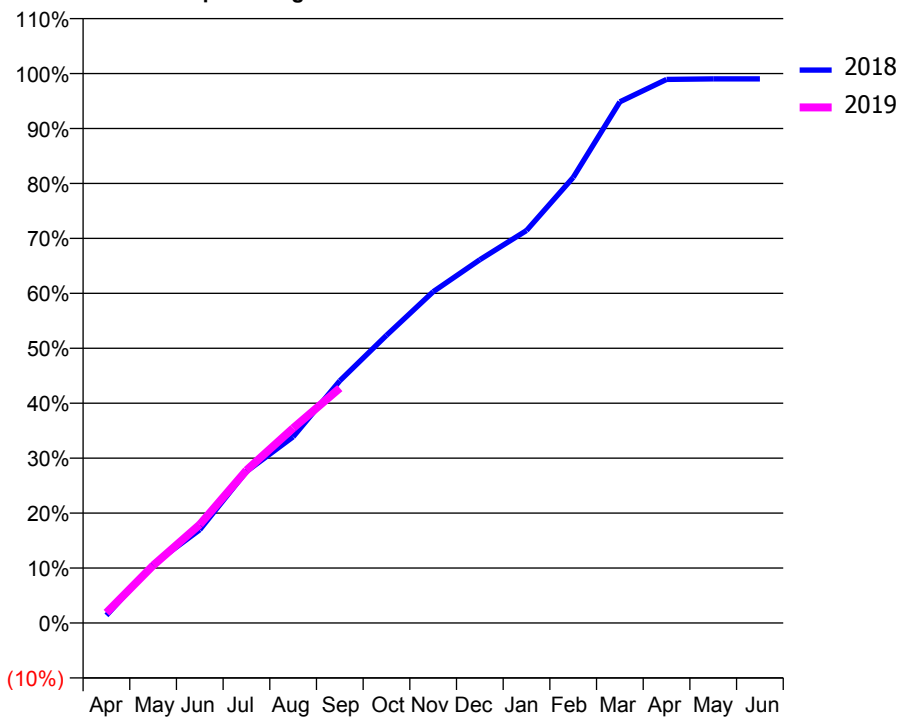
### ACCESS\*

Patients seen in 24 months	Total	Change since previous quarter
Quarter ending September 2017	5,494	
Quarter ending December 2017	5,425	↓
Quarter ending March 2018	5,464	→
Quarter ending June 2018	5,465	→
Quarter ending September 2018	5,426	→
<b>Variance since September 2017</b>	<b>(1.2%)</b>	<b>↓</b>



### ACTIVITY

Cumulative percentage of contracted UDA delivered 2018 & 2019



Month	Adjusted Scheduled Activity (UDA)	
	2018	2019
April	257	345
May	1,957	1,921
June	3,117	3,288
July	5,063	5,103
August	6,219	6,512
September	8,091	7,846
October	9,612	
November	11,067	
December	12,136	
January	13,111	
February	14,884	
March	17,409	
April	18,158	
May	18,177	
June	18,178	

### QUALITY

	Quantity	Base Number	Contract	AT	Region	England
% of FP17s for the same patient ID Re-attending within 3 months - Children	104	1,119	9.3%	10.7%	11.4%	11.6%
% of FP17s for the same patient ID Re-attending within 3 months - Adults	415	2,523	16.4%	14.5%	15.0%	15.5%
% of FP17s for the same patient ID Re-attending between 3 & 9 months - Children	627	1,119	56.0%	58.0%	59.9%	58.8%
% of FP17s for the same patient ID Re-attending between 3 & 9 months - Adults	1,272	2,523	50.4%	48.8%	52.0%	51.1%
% of FP17s for Band 1 Urgent Courses	457	3,354	13.6%	8.7%	8.0%	9.0%
% of FP17s Relating to Free Repair or Replacements	12	3,354	0.4%	0.7%	0.8%	0.8%
% of FP17s Relating to Continuations	14	3,354	0.4%	0.8%	0.9%	0.9%
% of Patients satisfied with the dentistry they have received	0	0	N/A	94.2%	93.5%	93.3%
% of Patients satisfied with the time they had to wait for an appointment	0	0	N/A	87.2%	89.1%	88.9%

\* This is based on patients treated on this contract for their most recent course of treatment. Figures in italics indicate the base number of FP17s or Patient Questionnaire responses are less than 100. N/A is shown where the base number of responses is less than 10 during the period. % is calculated as Quantity/Base number\*100

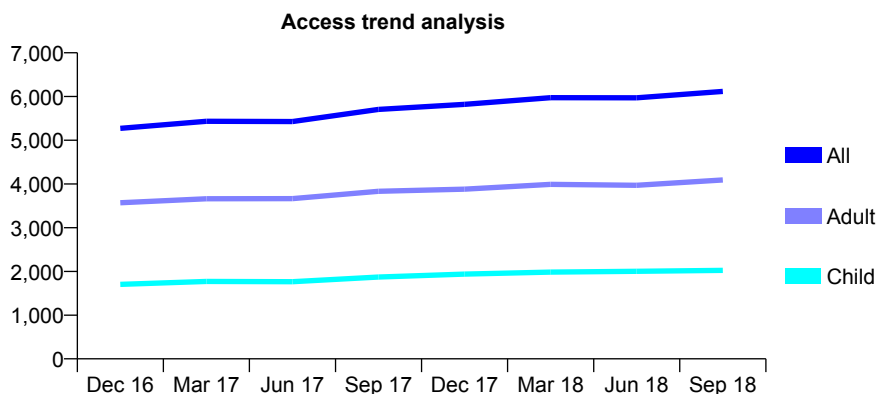
## Q58 - Vital Signs At a Glance Contract Report for 168343/0001 - September 2018

Name or company name	INSPIRE DENTAL CARE
Contract type name	GDS Contract
Purpose of contract	General
Contract start date	01/02/2008
Contract end date	

18/19 Contracted general activity (UDA)	17,816
Carry forward general activity (UDA)	0
18/19 Contracted orthodontic activity (UOA)	0
Carry forward orthodontic activity (UOA)	0
Baseline contract value	£435,782.42

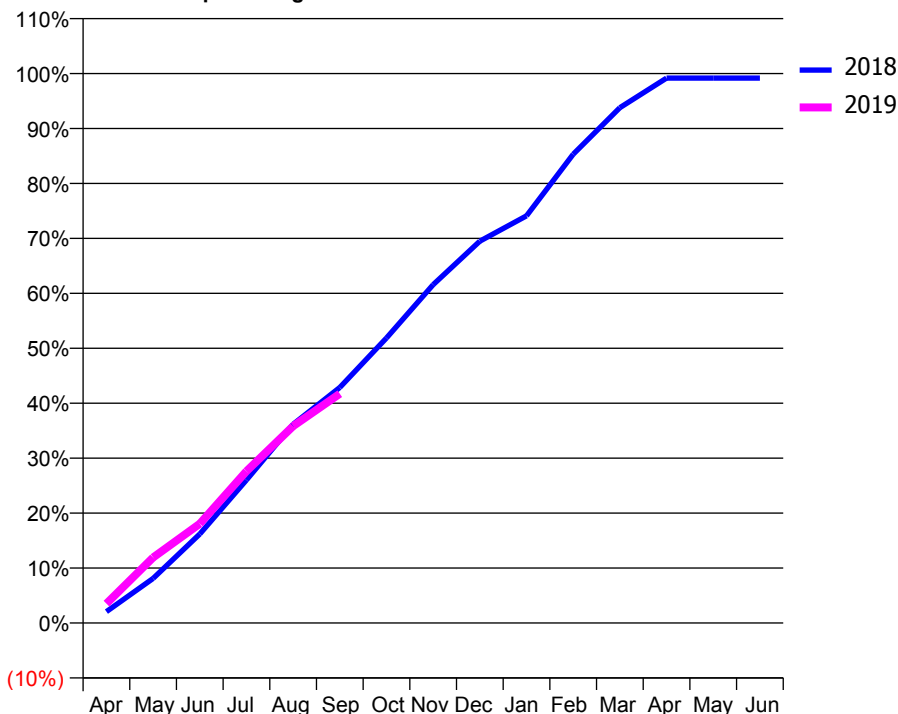
### ACCESS\*

Patients seen in 24 months	Total	Change since previous quarter
Quarter ending September 2017	5,704	
Quarter ending December 2017	5,820	↑
Quarter ending March 2018	5,974	↑
Quarter ending June 2018	5,971	→
Quarter ending September 2018	6,117	↑
<b>Variance since September 2017</b>	<b>7.2%</b>	<b>↑</b>



### ACTIVITY

Cumulative percentage of contracted UDA delivered 2018 & 2019



Adjusted Scheduled Activity (UDA)

Month	2018	2019
April	368	630
May	1,444	2,123
June	2,884	3,221
July	4,637	4,921
August	6,446	6,385
September	7,639	7,432
October	9,242	
November	10,972	
December	12,378	
January	13,203	
February	15,199	
March	16,709	
April	17,670	
May	17,669	
June	17,669	

### QUALITY

	Quantity	Base Number	Contract	AT	Region	England
% of FP17s for the same patient ID Re-attending within 3 months - Children	68	1,188	5.7%	10.7%	11.4%	11.6%
% of FP17s for the same patient ID Re-attending within 3 months - Adults	244	2,120	11.5%	14.5%	15.0%	15.5%
% of FP17s for the same patient ID Re-attending between 3 & 9 months - Children	530	1,188	44.6%	58.0%	59.9%	58.8%
% of FP17s for the same patient ID Re-attending between 3 & 9 months - Adults	806	2,120	38.0%	48.8%	52.0%	51.1%
% of FP17s for Band 1 Urgent Courses	262	3,010	8.7%	8.7%	8.0%	9.0%
% of FP17s Relating to Free Repair or Replacements	41	3,010	1.4%	0.7%	0.8%	0.8%
% of FP17s Relating to Continuations	14	3,010	0.5%	0.8%	0.9%	0.9%
% of Patients satisfied with the dentistry they have received	2	2	N/A	94.2%	93.5%	93.3%
% of Patients satisfied with the time they had to wait for an appointment	1	2	N/A	87.2%	89.1%	88.9%

\* This is based on patients treated on this contract for their most recent course of treatment. Figures in italics indicate the base number of FP17s or Patient Questionnaire responses are less than 100. N/A is shown where the base number of responses is less than 10 during the period. % is calculated as Quantity/Base number\*100

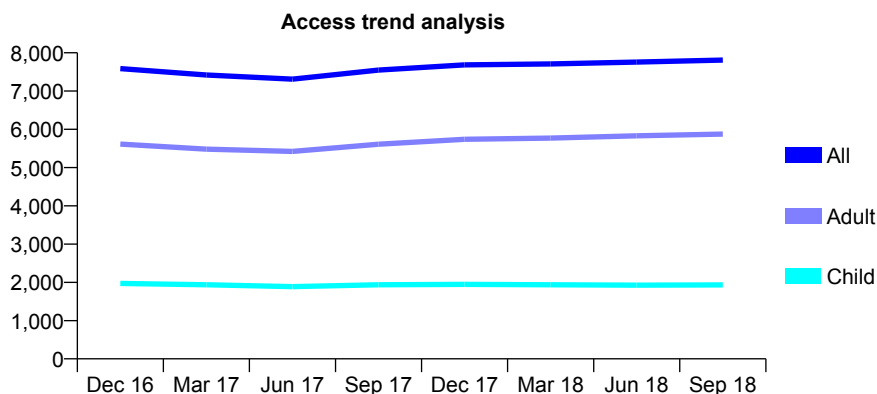
## Q58 - Vital Signs At a Glance Contract Report for 169471/0001 - September 2018

Name or company name	Sawbridgeworth Dental Practice Limited
Contract type name	GDS Contract
Purpose of contract	General
Contract start date	01/04/2009
Contract end date	

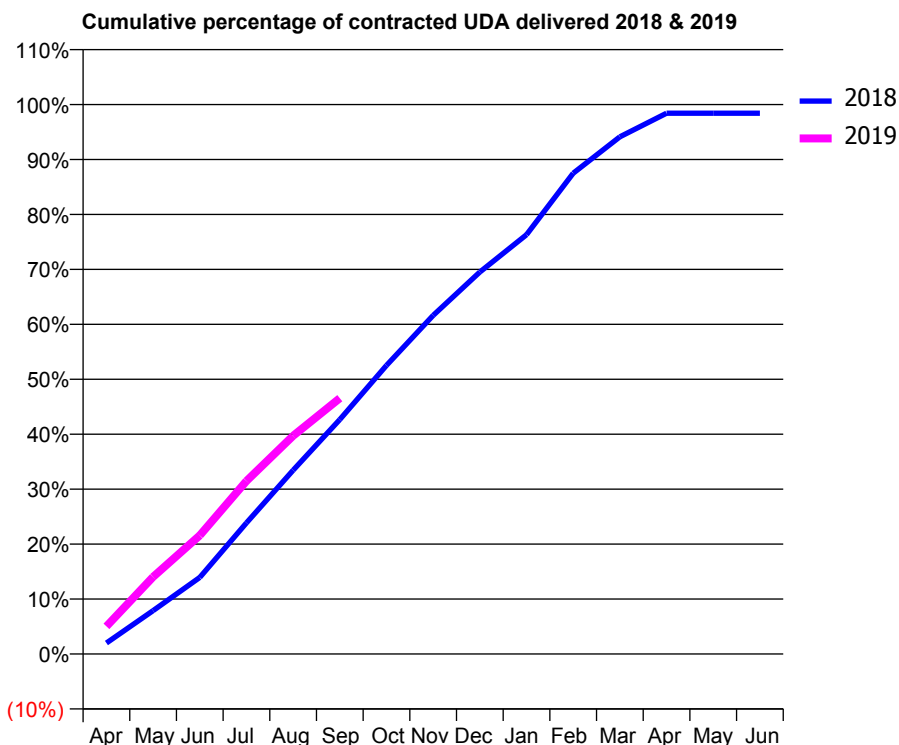
18/19 Contracted general activity (UDA)	18,155
Carry forward general activity (UDA)	0
18/19 Contracted orthodontic activity (UOA)	0
Carry forward orthodontic activity (UOA)	0
Baseline contract value	£444,021.70

### ACCESS\*

Patients seen in 24 months	Total	Change since previous quarter
Quarter ending September 2017	7,548	
Quarter ending December 2017	7,684	→
Quarter ending March 2018	7,708	→
Quarter ending June 2018	7,758	→
Quarter ending September 2018	7,811	→
<b>Variance since September 2017</b>	<b>3.5%</b>	<b>↑</b>



### ACTIVITY



Month	Adjusted Scheduled Activity (UDA)	
	2018	2019
April	364	913
May	1,432	2,547
June	2,530	3,920
July	4,334	5,717
August	6,073	7,211
September	7,748	8,452
October	9,538	
November	11,186	
December	12,622	
January	13,852	
February	15,885	
March	17,088	
April	17,865	
May	17,867	
June	17,867	

### QUALITY

	Quantity	Base Number	Contract	AT	Region	England
% of FP17s for the same patient ID Re-attending within 3 months - Children	91	1,377	6.6%	10.7%	11.4%	11.6%
% of FP17s for the same patient ID Re-attending within 3 months - Adults	623	3,812	16.3%	14.5%	15.0%	15.5%
% of FP17s for the same patient ID Re-attending between 3 & 9 months - Children	694	1,377	50.4%	58.0%	59.9%	58.8%
% of FP17s for the same patient ID Re-attending between 3 & 9 months - Adults	1,498	3,812	39.3%	48.8%	52.0%	51.1%
% of FP17s for Band 1 Urgent Courses	575	4,787	12.0%	8.7%	8.0%	9.0%
% of FP17s Relating to Free Repair or Replacements	37	4,787	0.8%	0.7%	0.8%	0.8%
% of FP17s Relating to Continuations	66	4,787	1.4%	0.8%	0.9%	0.9%
% of Patients satisfied with the dentistry they have received	6	6	N/A	94.2%	93.5%	93.3%
% of Patients satisfied with the time they had to wait for an appointment	5	6	N/A	87.2%	89.1%	88.9%

\* This is based on patients treated on this contract for their most recent course of treatment. Figures in italics indicate the base number of FP17s or Patient Questionnaire responses are less than 100. N/A is shown where the base number of responses is less than 10 during the period. % is calculated as Quantity/Base number\*100

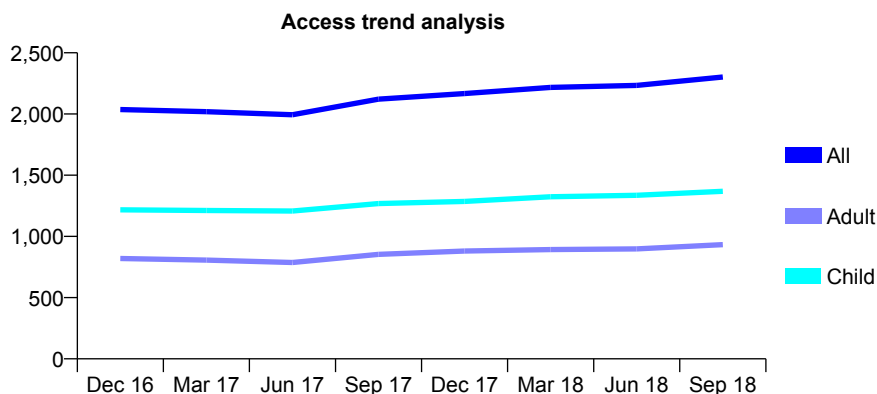
## Q58 - Vital Signs At a Glance Contract Report for 169684/0001 - September 2018

Name or company name	Beehive Dental Practice
Contract type name	GDS Contract
Purpose of contract	General
Contract start date	01/04/2006
Contract end date	

18/19 Contracted general activity (UDA)	7,550
Carry forward general activity (UDA)	0
18/19 Contracted orthodontic activity (UOA)	0
Carry forward orthodontic activity (UOA)	0
Baseline contract value	£184,083.64

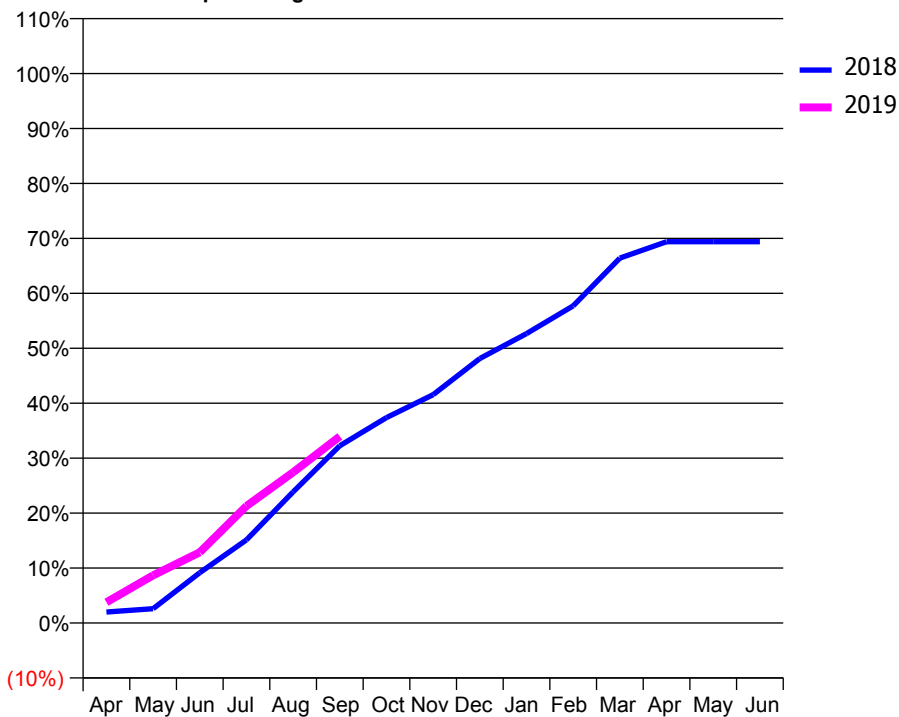
### ACCESS\*

Patients seen in 24 months	Total	Change since previous quarter
Quarter ending September 2017	2,122	
Quarter ending December 2017	2,167	↑
Quarter ending March 2018	2,217	↑
Quarter ending June 2018	2,234	→
Quarter ending September 2018	2,302	↑
<b>Variance since September 2017</b>	<b>8.5%</b>	<b>↑</b>



### ACTIVITY

Cumulative percentage of contracted UDA delivered 2018 & 2019



Adjusted Scheduled Activity (UDA)

Month	2018	2019
April	150	284
May	198	656
June	692	971
July	1,142	1,608
August	1,802	2,070
September	2,435	2,564
October	2,823	
November	3,138	
December	3,634	
January	3,978	
February	4,358	
March	5,013	
April	5,238	
May	5,238	
June	5,238	

### QUALITY

	Quantity	Base Number	Contract	AT	Region	England
% of FP17s for the same patient ID Re-attending within 3 months - Children	51	1,184	4.3%	10.7%	11.4%	11.6%
% of FP17s for the same patient ID Re-attending within 3 months - Adults	76	537	14.2%	14.5%	15.0%	15.5%
% of FP17s for the same patient ID Re-attending between 3 & 9 months - Children	783	1,184	66.1%	58.0%	59.9%	58.8%
% of FP17s for the same patient ID Re-attending between 3 & 9 months - Adults	300	537	55.9%	48.8%	52.0%	51.1%
% of FP17s for Band 1 Urgent Courses	101	1,605	6.3%	8.7%	8.0%	9.0%
% of FP17s Relating to Free Repair or Replacements	0	1,605	0.0%	0.7%	0.8%	0.8%
% of FP17s Relating to Continuations	4	1,605	0.2%	0.8%	0.9%	0.9%
% of Patients satisfied with the dentistry they have received	2	2	N/A	94.2%	93.5%	93.3%
% of Patients satisfied with the time they had to wait for an appointment	2	2	N/A	87.2%	89.1%	88.9%

\* This is based on patients treated on this contract for their most recent course of treatment. Figures in italics indicate the base number of FP17s or Patient Questionnaire responses are less than 100. N/A is shown where the base number of responses is less than 10 during the period. % is calculated as Quantity/Base number\*100

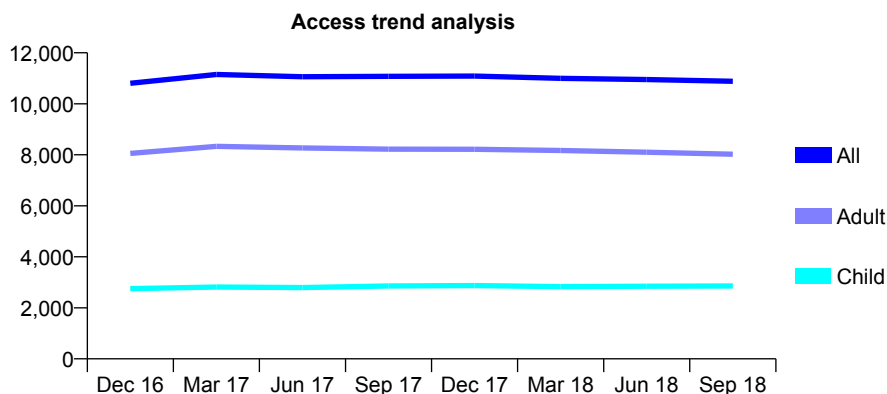
## Q58 - Vital Signs At a Glance Contract Report for 170518/0001 - September 2018

Name or company name	Pondental Surgery
Contract type name	GDS Contract
Purpose of contract	General
Contract start date	01/03/2015
Contract end date	

18/19 Contracted general activity (UDA)	34,000
Carry forward general activity (UDA)	0
18/19 Contracted orthodontic activity (UOA)	0
Carry forward orthodontic activity (UOA)	0
Baseline contract value	£756,618.52

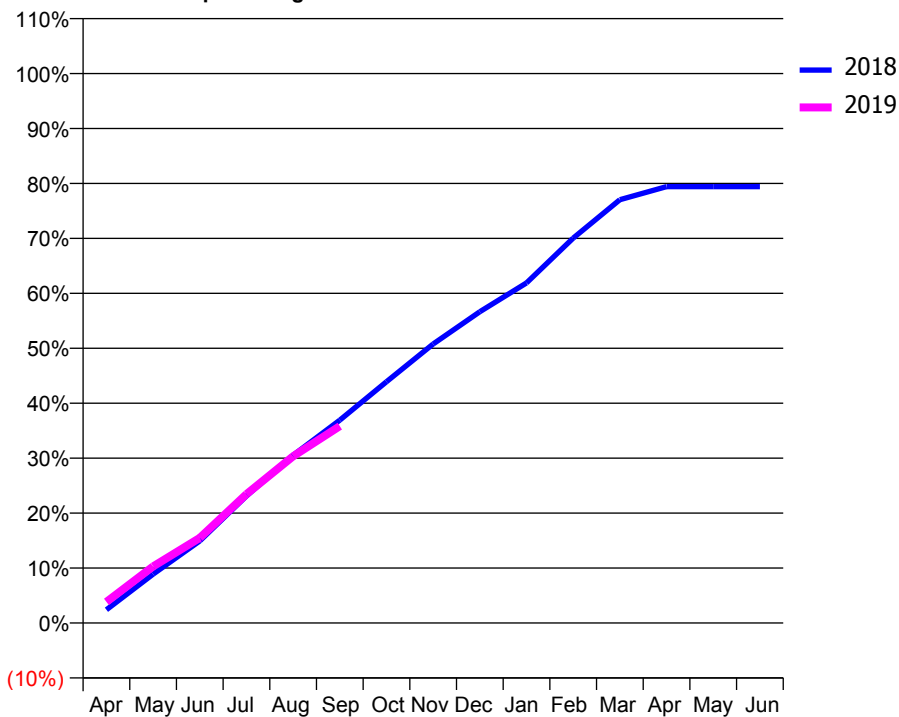
### ACCESS\*

Patients seen in 24 months	Total	Change since previous quarter
Quarter ending September 2017	11,077	
Quarter ending December 2017	11,089	→
Quarter ending March 2018	11,001	→
Quarter ending June 2018	10,951	→
Quarter ending September 2018	10,883	→
<b>Variance since September 2017</b>	<b>(1.8%)</b>	<b>↓</b>



### ACTIVITY

Cumulative percentage of contracted UDA delivered 2018 & 2019



Month	Adjusted Scheduled Activity (UDA)	
	2018	2019
April	939	1,305
May	3,465	3,504
June	5,816	5,269
July	8,996	7,977
August	11,891	10,321
September	14,368	12,185
October	17,098	
November	19,766	
December	22,056	
January	24,089	
February	27,262	
March	29,987	
April	30,911	
May	30,917	
June	30,917	

### QUALITY

	Quantity	Base Number	Contract	AT	Region	England
% of FP17s for the same patient ID Re-attending within 3 months - Children	114	1,827	6.2%	10.7%	11.4%	11.6%
% of FP17s for the same patient ID Re-attending within 3 months - Adults	542	4,375	12.4%	14.5%	15.0%	15.5%
% of FP17s for the same patient ID Re-attending between 3 & 9 months - Children	961	1,827	52.6%	58.0%	59.9%	58.8%
% of FP17s for the same patient ID Re-attending between 3 & 9 months - Adults	1,939	4,375	44.3%	48.8%	52.0%	51.1%
% of FP17s for Band 1 Urgent Courses	625	5,832	10.7%	8.7%	8.0%	9.0%
% of FP17s Relating to Free Repair or Replacements	40	5,832	0.7%	0.7%	0.8%	0.8%
% of FP17s Relating to Continuations	85	5,832	1.5%	0.8%	0.9%	0.9%
% of Patients satisfied with the dentistry they have received	2	3	N/A	94.2%	93.5%	93.3%
% of Patients satisfied with the time they had to wait for an appointment	3	3	N/A	87.2%	89.1%	88.9%

\* This is based on patients treated on this contract for their most recent course of treatment. Figures in italics indicate the base number of FP17s or Patient Questionnaire responses are less than 100. N/A is shown where the base number of responses is less than 10 during the period. % is calculated as Quantity/Base number\*100

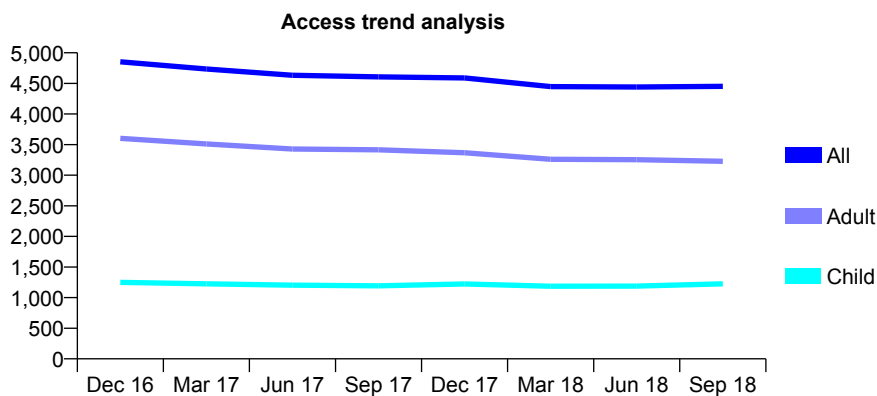
## Q58 - Vital Signs At a Glance Contract Report for 171042/0001 - September 2018

Name or company name	Mr M Eyrumlu and Mr A Eyrumlu
Contract type name	GDS Contract
Purpose of contract	General
Contract start date	01/06/2014
Contract end date	

18/19 Contracted general activity (UDA)	21,768
Carry forward general activity (UDA)	0
18/19 Contracted orthodontic activity (UOA)	0
Carry forward orthodontic activity (UOA)	0
Baseline contract value	£534,345.71

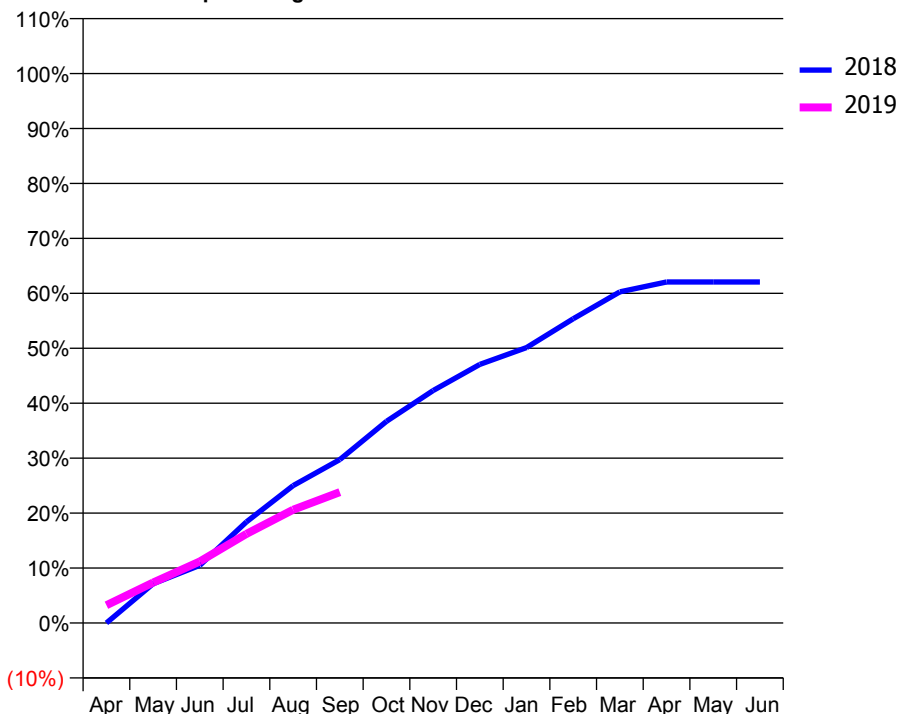
### ACCESS\*

Patients seen in 24 months	Total	Change since previous quarter
Quarter ending September 2017	4,606	
Quarter ending December 2017	4,590	→
Quarter ending March 2018	4,447	↓
Quarter ending June 2018	4,441	→
Quarter ending September 2018	4,453	→
<b>Variance since September 2017</b>	<b>(3.3%)</b>	<b>↓</b>



### ACTIVITY

Cumulative percentage of contracted UDA delivered 2018 & 2019



Month	Adjusted Scheduled Activity (UDA)	
	2018	2019
April	0	703
May	1,554	1,605
June	2,287	2,439
July	4,004	3,533
August	5,445	4,490
September	6,475	5,186
October	7,990	
November	9,210	
December	10,247	
January	10,912	
February	12,052	
March	13,118	
April	13,512	
May	13,511	
June	13,511	

### QUALITY

	Quantity	Base Number	Contract	AT	Region	England
% of FP17s for the same patient ID Re-attending within 3 months - Children	32	776	4.1%	10.7%	11.4%	11.6%
% of FP17s for the same patient ID Re-attending within 3 months - Adults	239	1,750	13.7%	14.5%	15.0%	15.5%
% of FP17s for the same patient ID Re-attending between 3 & 9 months - Children	392	776	50.5%	58.0%	59.9%	58.8%
% of FP17s for the same patient ID Re-attending between 3 & 9 months - Adults	742	1,750	42.4%	48.8%	52.0%	51.1%
% of FP17s for Band 1 Urgent Courses	265	2,353	11.3%	8.7%	8.0%	9.0%
% of FP17s Relating to Free Repair or Replacements	14	2,353	0.6%	0.7%	0.8%	0.8%
% of FP17s Relating to Continuations	29	2,353	1.2%	0.8%	0.9%	0.9%
% of Patients satisfied with the dentistry they have received	2	3	N/A	94.2%	93.5%	93.3%
% of Patients satisfied with the time they had to wait for an appointment	2	3	N/A	87.2%	89.1%	88.9%

\* This is based on patients treated on this contract for their most recent course of treatment. Figures in italics indicate the base number of FP17s or Patient Questionnaire responses are less than 100. N/A is shown where the base number of responses is less than 10 during the period. % is calculated as Quantity/Base number\*100

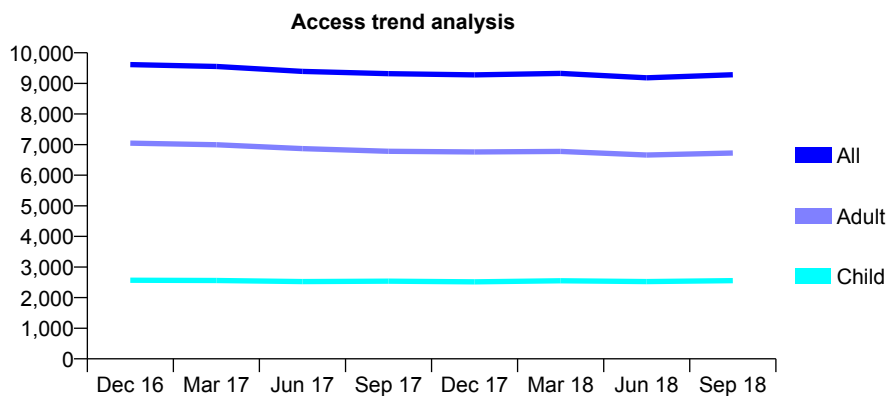
## Q58 - Vital Signs At a Glance Contract Report for 171557/0001 - September 2018

Name or company name	Kletz and Sher
Contract type name	GDS Contract
Purpose of contract	General
Contract start date	01/04/2009
Contract end date	

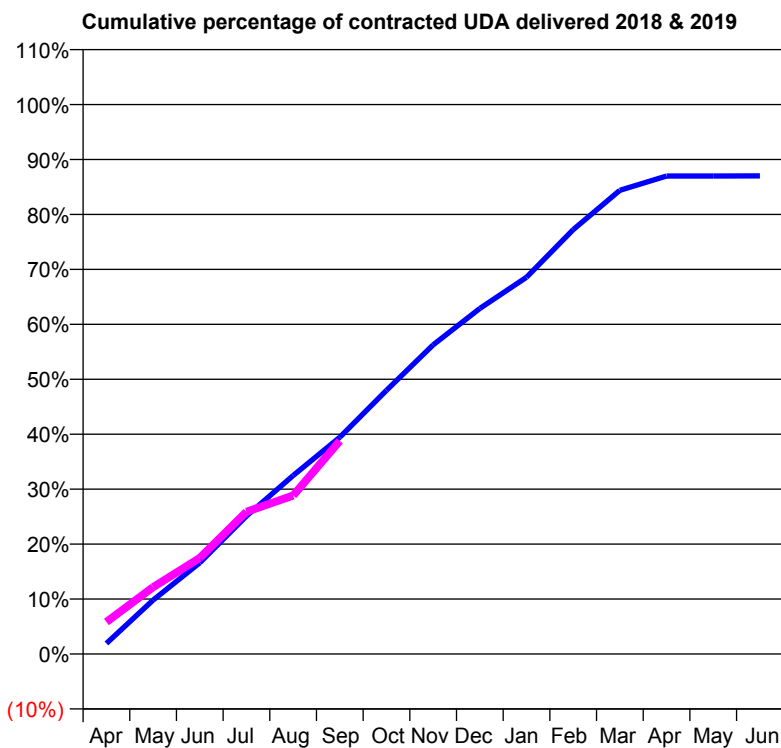
18/19 Contracted general activity (UDA)	23,797
Carry forward general activity (UDA)	0
18/19 Contracted orthodontic activity (UOA)	0
Carry forward orthodontic activity (UOA)	0
Baseline contract value	£582,187.66

### ACCESS\*

Patients seen in 24 months	Total	Change since previous quarter
Quarter ending September 2017	9,320	
Quarter ending December 2017	9,278	→
Quarter ending March 2018	9,328	→
Quarter ending June 2018	9,183	↓
Quarter ending September 2018	9,282	→
<b>Variance since September 2017</b>	<b>(0.4%)</b>	<b>→</b>



### ACTIVITY



Month	Adjusted Scheduled Activity (UDA)	
	2018	2019
April	458	1,386
May	2,338	2,899
June	3,954	4,161
July	5,973	6,161
August	7,728	6,863
September	9,385	9,232
October	11,419	
November	13,387	
December	14,963	
January	16,316	
February	18,378	
March	20,084	
April	20,702	
May	20,701	
June	20,704	

### QUALITY

	Quantity	Base Number	Contract	AT	Region	England
% of FP17s for the same patient ID Re-attending within 3 months - Children	104	1,784	5.8%	10.7%	11.4%	11.6%
% of FP17s for the same patient ID Re-attending within 3 months - Adults	423	3,640	11.6%	14.5%	15.0%	15.5%
% of FP17s for the same patient ID Re-attending between 3 & 9 months - Children	1,049	1,784	58.8%	58.0%	59.9%	58.8%
% of FP17s for the same patient ID Re-attending between 3 & 9 months - Adults	1,682	3,640	46.2%	48.8%	52.0%	51.1%
% of FP17s for Band 1 Urgent Courses	456	5,047	9.0%	8.7%	8.0%	9.0%
% of FP17s Relating to Free Repair or Replacements	18	5,047	0.4%	0.7%	0.8%	0.8%
% of FP17s Relating to Continuations	15	5,047	0.3%	0.8%	0.9%	0.9%
% of Patients satisfied with the dentistry they have received	2	2	N/A	94.2%	93.5%	93.3%
% of Patients satisfied with the time they had to wait for an appointment	2	2	N/A	87.2%	89.1%	88.9%

\* This is based on patients treated on this contract for their most recent course of treatment. Figures in italics indicate the base number of FP17s or Patient Questionnaire responses are less than 100. N/A is shown where the base number of responses is less than 10 during the period. % is calculated as Quantity/Base number\*100

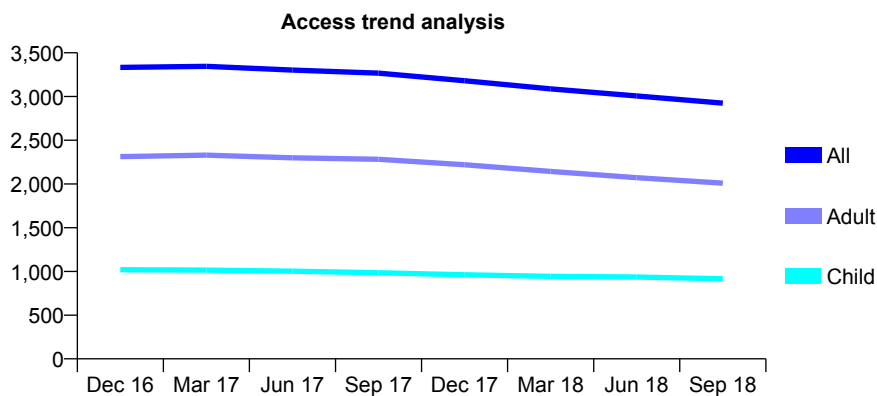
## Q58 - Vital Signs At a Glance Contract Report for 171646/0001 - September 2018

Name or company name	The Dental Suite
Contract type name	GDS Contract
Purpose of contract	General
Contract start date	01/05/2014
Contract end date	

18/19 Contracted general activity (UDA)	8,937
Carry forward general activity (UDA)	0
18/19 Contracted orthodontic activity (UOA)	0
Carry forward orthodontic activity (UOA)	0
Baseline contract value	£245,229.79

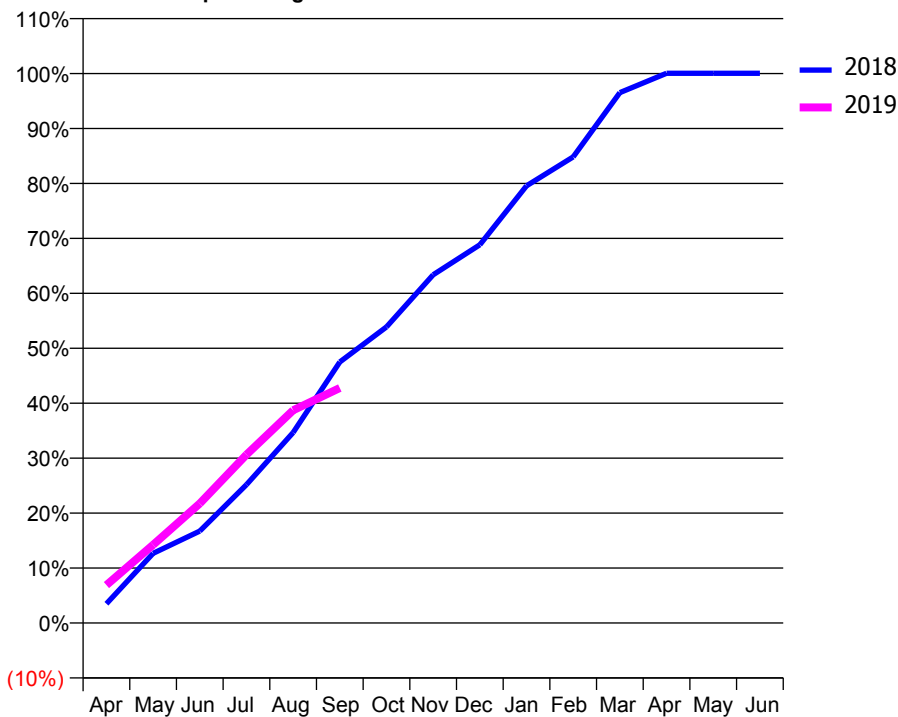
### ACCESS\*

Patients seen in 24 months	Total	Change since previous quarter
Quarter ending September 2017	3,267	
Quarter ending December 2017	3,181	↓
Quarter ending March 2018	3,087	↓
Quarter ending June 2018	3,007	↓
Quarter ending September 2018	2,925	↓
<b>Variance since September 2017</b>	<b>(10.5%)</b>	<b>↓</b>



### ACTIVITY

Cumulative percentage of contracted UDA delivered 2018 & 2019



Adjusted Scheduled Activity (UDA)		
Month	2018	2019
April	313	616
May	1,134	1,272
June	1,496	1,945
July	2,249	2,739
August	3,098	3,459
September	4,245	3,823
October	4,815	
November	5,664	
December	6,152	
January	7,111	
February	7,582	
March	8,626	
April	8,941	
May	8,941	
June	8,941	

### QUALITY

	Quantity	Base Number	Contract	AT	Region	England
% of FP17s for the same patient ID Re-attending within 3 months - Children	77	742	10.4%	10.7%	11.4%	11.6%
% of FP17s for the same patient ID Re-attending within 3 months - Adults	176	1,210	14.5%	14.5%	15.0%	15.5%
% of FP17s for the same patient ID Re-attending between 3 & 9 months - Children	492	742	66.3%	58.0%	59.9%	58.8%
% of FP17s for the same patient ID Re-attending between 3 & 9 months - Adults	716	1,210	59.2%	48.8%	52.0%	51.1%
% of FP17s for Band 1 Urgent Courses	132	1,804	7.3%	8.7%	8.0%	9.0%
% of FP17s Relating to Free Repair or Replacements	28	1,804	1.6%	0.7%	0.8%	0.8%
% of FP17s Relating to Continuations	4	1,804	0.2%	0.8%	0.9%	0.9%
% of Patients satisfied with the dentistry they have received	0	1	N/A	94.2%	93.5%	93.3%
% of Patients satisfied with the time they had to wait for an appointment	1	1	N/A	87.2%	89.1%	88.9%

\* This is based on patients treated on this contract for their most recent course of treatment. Figures in italics indicate the base number of FP17s or Patient Questionnaire responses are less than 100. N/A is shown where the base number of responses is less than 10 during the period. % is calculated as Quantity/Base number\*100



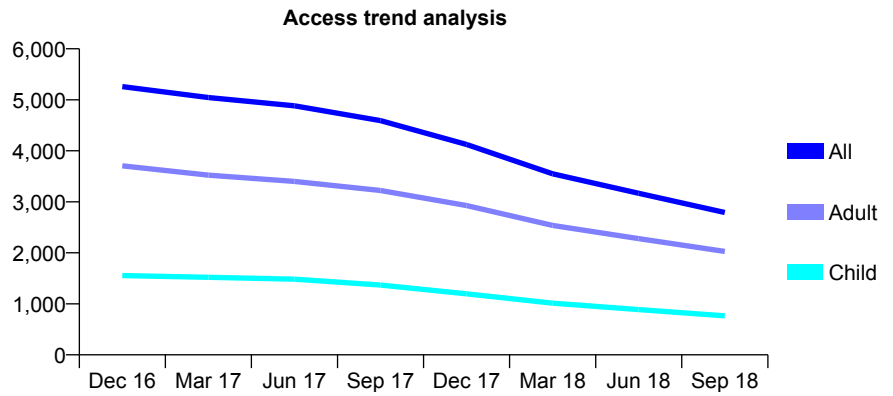
## Q58 - Vital Signs At a Glance Contract Report for 171697/0002 - September 2018

Name or company name	New Road Dental
Contract type name	GDS Contract
Purpose of contract	General
Contract start date	01/11/2007
Contract end date	30/06/2018

18/19 Contracted general activity (UDA)	2,819
Carry forward general activity (UDA)	0
18/19 Contracted orthodontic activity (UOA)	0
Carry forward orthodontic activity (UOA)	0
Baseline contract value	£79,300.37

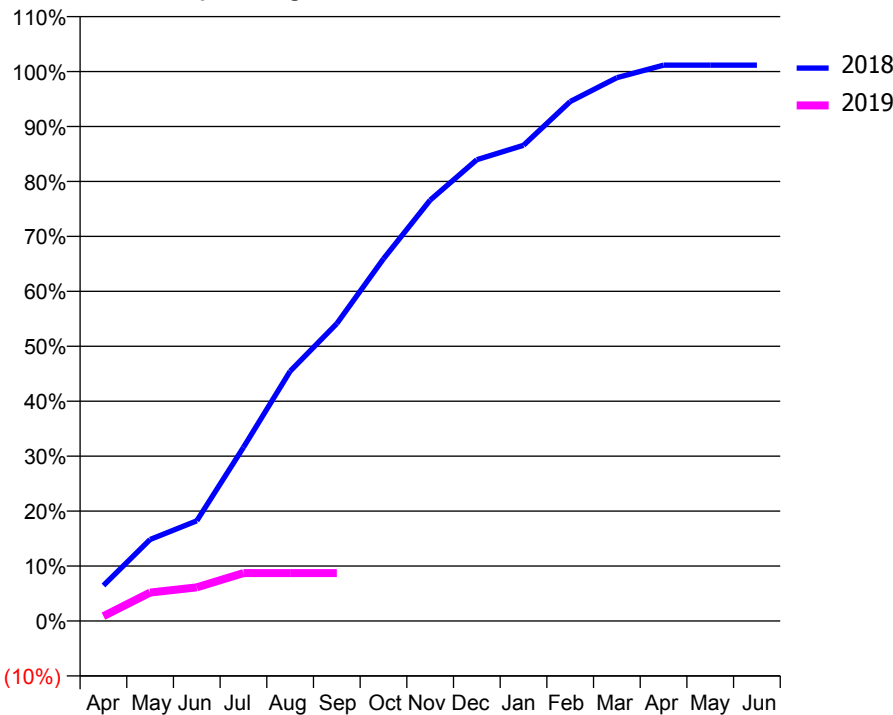
### ACCESS\*

Patients seen in 24 months	Total	Change since previous quarter
Quarter ending September 2017	4,592	
Quarter ending December 2017	4,123	↓
Quarter ending March 2018	3,550	↓
Quarter ending June 2018	3,167	↓
Quarter ending September 2018	2,791	↓
<b>Variance since September 2017</b>	<b>(39.2%)</b>	<b>↓</b>



### ACTIVITY

Cumulative percentage of contracted UDA delivered 2018 & 2019



Month	Adjusted Scheduled Activity (UDA)	
	2018	2019
April	471	25
May	1,080	146
June	1,327	173
July	2,300	246
August	3,308	246
September	3,939	246
October	4,797	
November	5,574	
December	6,109	
January	6,300	
February	6,879	
March	7,195	
April	7,360	
May	7,360	
June	7,361	

### QUALITY

	Quantity	Base Number	Contract	AT	Region	England
% of FP17s for the same patient ID Re-attending within 3 months - Children	2	60	3.3%	10.7%	11.4%	11.6%
% of FP17s for the same patient ID Re-attending within 3 months - Adults	12	99	12.1%	14.5%	15.0%	15.5%
% of FP17s for the same patient ID Re-attending between 3 & 9 months - Children	29	60	48.3%	58.0%	59.9%	58.8%
% of FP17s for the same patient ID Re-attending between 3 & 9 months - Adults	18	99	18.2%	48.8%	52.0%	51.1%
% of FP17s for Band 1 Urgent Courses	5	102	4.9%	8.7%	8.0%	9.0%
% of FP17s Relating to Free Repair or Replacements	4	102	3.9%	0.7%	0.8%	0.8%
% of FP17s Relating to Continuations	2	102	2.0%	0.8%	0.9%	0.9%
% of Patients satisfied with the dentistry they have received	2	2	N/A	94.2%	93.5%	93.3%
% of Patients satisfied with the time they had to wait for an appointment	2	2	N/A	87.2%	89.1%	88.9%

\* This is based on patients treated on this contract for their most recent course of treatment. Figures in italics indicate the base number of FP17s or Patient Questionnaire responses are less than 100. N/A is shown where the base number of responses is less than 10 during the period. % is calculated as Quantity/Base number\*100

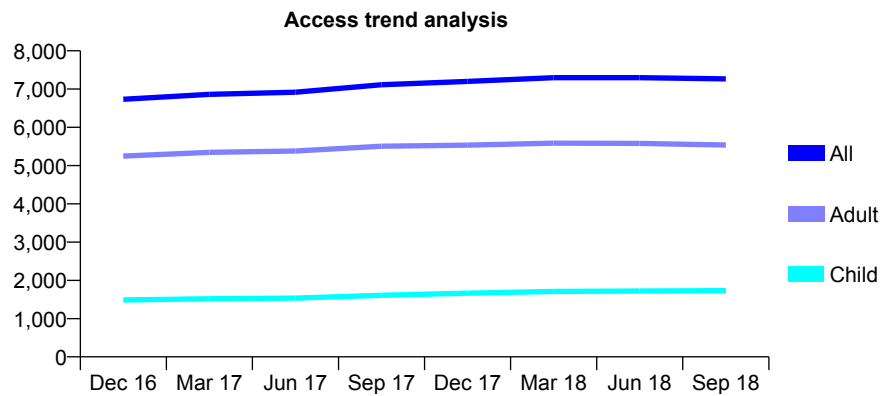
## Q58 - Vital Signs At a Glance Contract Report for 172219/0001 - September 2018

Name or company name	Handside Dental Surgery Limited
Contract type name	GDS Contract
Purpose of contract	General
Contract start date	01/10/2014
Contract end date	

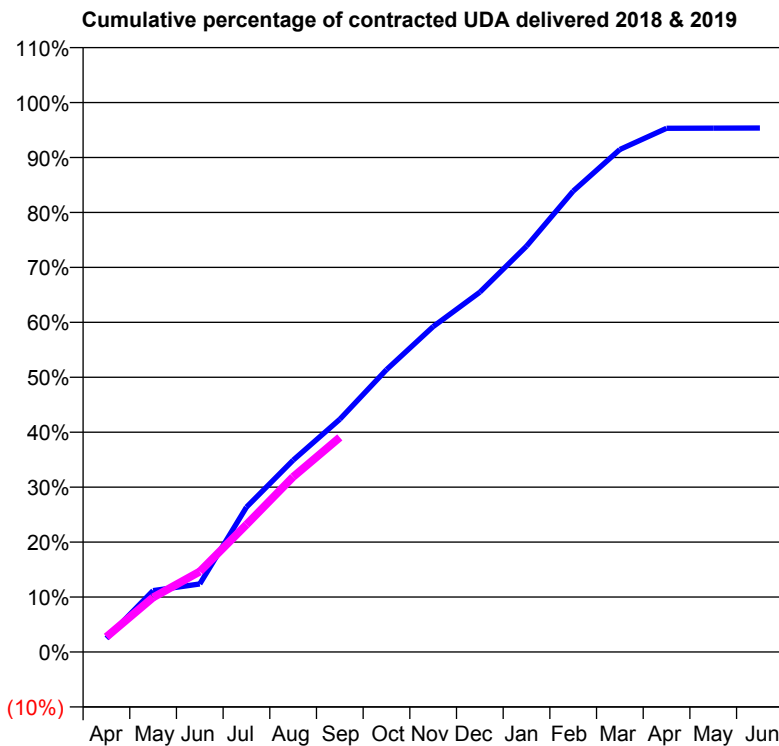
18/19 Contracted general activity (UDA)	18,306
Carry forward general activity (UDA)	0
18/19 Contracted orthodontic activity (UOA)	0
Carry forward orthodontic activity (UOA)	0
Baseline contract value	£447,047.76

### ACCESS\*

Patients seen in 24 months	Total	Change since previous quarter
Quarter ending September 2017	7,114	
Quarter ending December 2017	7,199	→
Quarter ending March 2018	7,296	→
Quarter ending June 2018	7,297	→
Quarter ending September 2018	7,265	→
<b>Variance since September 2017</b>	<b>2.1%</b>	<b>↑</b>



### ACTIVITY



Month	Adjusted Scheduled Activity (UDA)	
	2018	2019
April	457	503
May	2,046	1,820
June	2,266	2,679
July	4,827	4,246
August	6,392	5,836
September	7,752	7,149
October	9,407	
November	10,840	
December	11,986	
January	13,520	
February	15,355	
March	16,739	
April	17,449	
May	17,454	
June	17,455	

### QUALITY

	Quantity	Base Number	Contract	AT	Region	England
% of FP17s for the same patient ID Re-attending within 3 months - Children	76	1,349	5.6%	10.7%	11.4%	11.6%
% of FP17s for the same patient ID Re-attending within 3 months - Adults	337	3,870	8.7%	14.5%	15.0%	15.5%
% of FP17s for the same patient ID Re-attending between 3 & 9 months - Children	870	1,349	64.5%	58.0%	59.9%	58.8%
% of FP17s for the same patient ID Re-attending between 3 & 9 months - Adults	2,321	3,870	60.0%	48.8%	52.0%	51.1%
% of FP17s for Band 1 Urgent Courses	237	4,797	4.9%	8.7%	8.0%	9.0%
% of FP17s Relating to Free Repair or Replacements	52	4,797	1.1%	0.7%	0.8%	0.8%
% of FP17s Relating to Continuations	14	4,797	0.3%	0.8%	0.9%	0.9%
% of Patients satisfied with the dentistry they have received	13	14	92.9%	94.2%	93.5%	93.3%
% of Patients satisfied with the time they had to wait for an appointment	10	14	71.4%	87.2%	89.1%	88.9%

\* This is based on patients treated on this contract for their most recent course of treatment. Figures in italics indicate the base number of FP17s or Patient Questionnaire responses are less than 100. N/A is shown where the base number of responses is less than 10 during the period. % is calculated as Quantity/Base number\*100

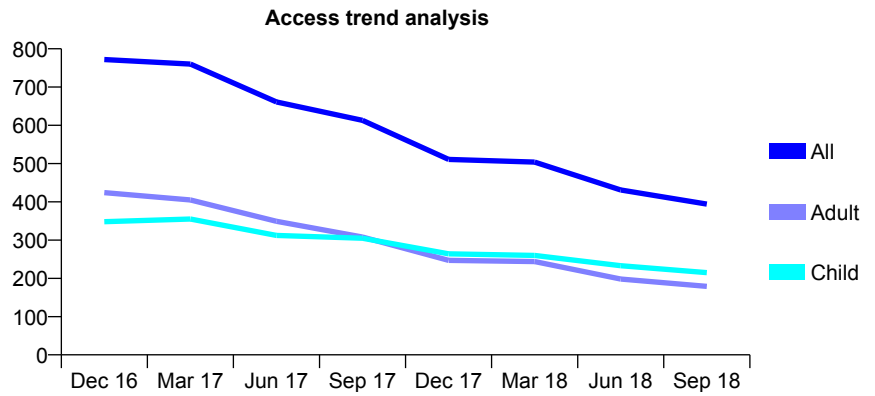
## Q58 - Vital Signs At a Glance Contract Report for 173657/0001 - September 2018

Name or company name	Mr A Patel
Contract type name	GDS Contract
Purpose of contract	General
Contract start date	17/01/2014
Contract end date	

18/19 Contracted general activity (UDA)	2,088
Carry forward general activity (UDA)	0
18/19 Contracted orthodontic activity (UOA)	0
Carry forward orthodontic activity (UOA)	0
Baseline contract value	£85,853.14

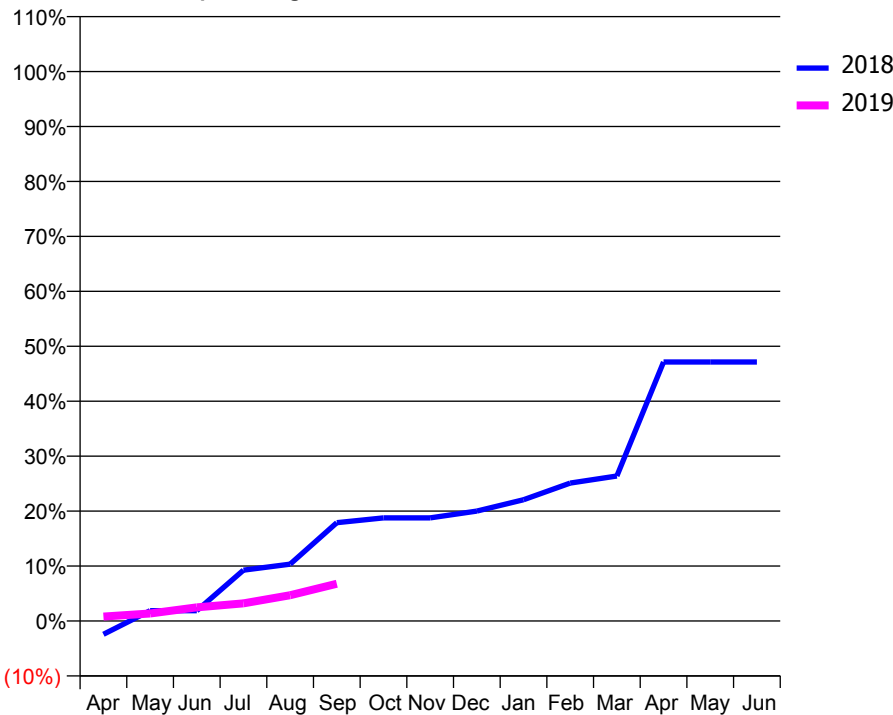
### ACCESS\*

Patients seen in 24 months	Total	Change since previous quarter
Quarter ending September 2017	613	
Quarter ending December 2017	511	↓
Quarter ending March 2018	504	↓
Quarter ending June 2018	431	↓
Quarter ending September 2018	394	↓
<b>Variance since September 2017</b>	<b>(35.7%)</b>	<b>↓</b>



### ACTIVITY

Cumulative percentage of contracted UDA delivered 2018 & 2019



Month	Adjusted Scheduled Activity (UDA)	
	2018	2019
April	-51	17
May	39	29
June	39	52
July	193	67
August	216	98
September	374	141
October	392	
November	392	
December	418	
January	461	
February	524	
March	551	
April	984	
May	984	
June	984	

### QUALITY

	Quantity	Base Number	Contract	AT	Region	England
% of FP17s for the same patient ID Re-attending within 3 months - Children	19	154	12.3%	10.7%	11.4%	11.6%
% of FP17s for the same patient ID Re-attending within 3 months - Adults	5	77	6.5%	14.5%	15.0%	15.5%
% of FP17s for the same patient ID Re-attending between 3 & 9 months - Children	57	154	37.0%	58.0%	59.9%	58.8%
% of FP17s for the same patient ID Re-attending between 3 & 9 months - Adults	20	77	26.0%	48.8%	52.0%	51.1%
% of FP17s for Band 1 Urgent Courses	7	88	8.0%	8.7%	8.0%	9.0%
% of FP17s Relating to Free Repair or Replacements	0	88	0.0%	0.7%	0.8%	0.8%
% of FP17s Relating to Continuations	0	88	0.0%	0.8%	0.9%	0.9%
% of Patients satisfied with the dentistry they have received	0	0	N/A	94.2%	93.5%	93.3%
% of Patients satisfied with the time they had to wait for an appointment	0	0	N/A	87.2%	89.1%	88.9%

\* This is based on patients treated on this contract for their most recent course of treatment. Figures in italics indicate the base number of FP17s or Patient Questionnaire responses are less than 100. N/A is shown where the base number of responses is less than 10 during the period. % is calculated as Quantity/Base number\*100

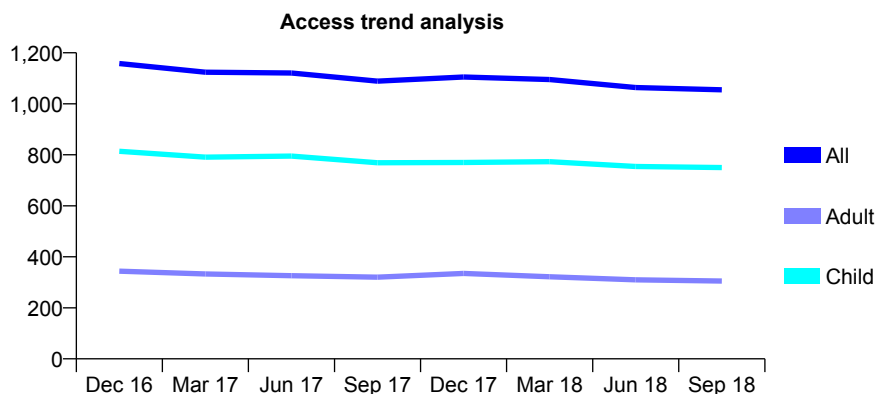
## Q58 - Vital Signs At a Glance Contract Report for 174149/0001 - September 2018

Name or company name	East Park Dental Practice Ltd
Contract type name	GDS Contract
Purpose of contract	General
Contract start date	20/07/2007
Contract end date	

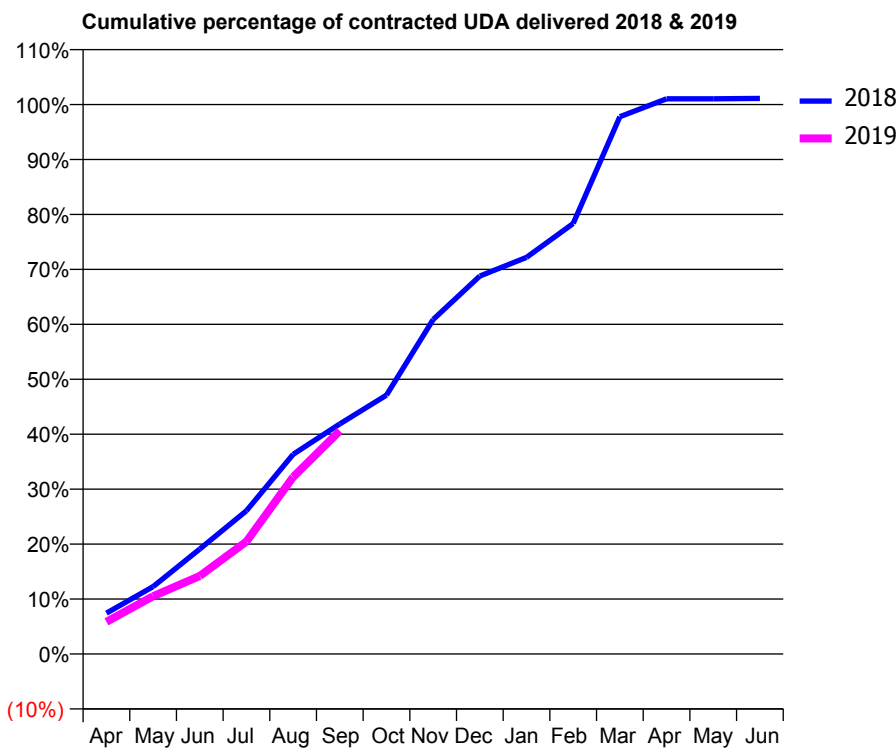
18/19 Contracted general activity (UDA)	2,450
Carry forward general activity (UDA)	0
18/19 Contracted orthodontic activity (UOA)	0
Carry forward orthodontic activity (UOA)	0
Baseline contract value	£57,296.90

### ACCESS\*

Patients seen in 24 months	Total	Change since previous quarter
Quarter ending September 2017	1,089	
Quarter ending December 2017	1,105	→
Quarter ending March 2018	1,095	→
Quarter ending June 2018	1,064	↓
Quarter ending September 2018	1,055	→
<b>Variance since September 2017</b>	<b>(3.1%)</b>	<b>↓</b>



### ACTIVITY



Month	Adjusted Scheduled Activity (UDA)	
	2018	2019
April	182	143
May	301	258
June	468	348
July	639	501
August	890	789
September	1,026	995
October	1,154	
November	1,491	
December	1,685	
January	1,769	
February	1,919	
March	2,396	
April	2,475	
May	2,475	
June	2,477	

### QUALITY

	Quantity	Base Number	Contract	AT	Region	England
% of FP17s for the same patient ID Re-attending within 3 months - Children	92	682	13.5%	10.7%	11.4%	11.6%
% of FP17s for the same patient ID Re-attending within 3 months - Adults	19	122	15.6%	14.5%	15.0%	15.5%
% of FP17s for the same patient ID Re-attending between 3 & 9 months - Children	457	682	67.0%	58.0%	59.9%	58.8%
% of FP17s for the same patient ID Re-attending between 3 & 9 months - Adults	78	122	63.9%	48.8%	52.0%	51.1%
% of FP17s for Band 1 Urgent Courses	31	747	4.1%	8.7%	8.0%	9.0%
% of FP17s Relating to Free Repair or Replacements	0	747	0.0%	0.7%	0.8%	0.8%
% of FP17s Relating to Continuations	0	747	0.0%	0.8%	0.9%	0.9%
% of Patients satisfied with the dentistry they have received	1	1	N/A	94.2%	93.5%	93.3%
% of Patients satisfied with the time they had to wait for an appointment	1	1	N/A	87.2%	89.1%	88.9%

\* This is based on patients treated on this contract for their most recent course of treatment. Figures in italics indicate the base number of FP17s or Patient Questionnaire responses are less than 100. N/A is shown where the base number of responses is less than 10 during the period. % is calculated as Quantity/Base number\*100

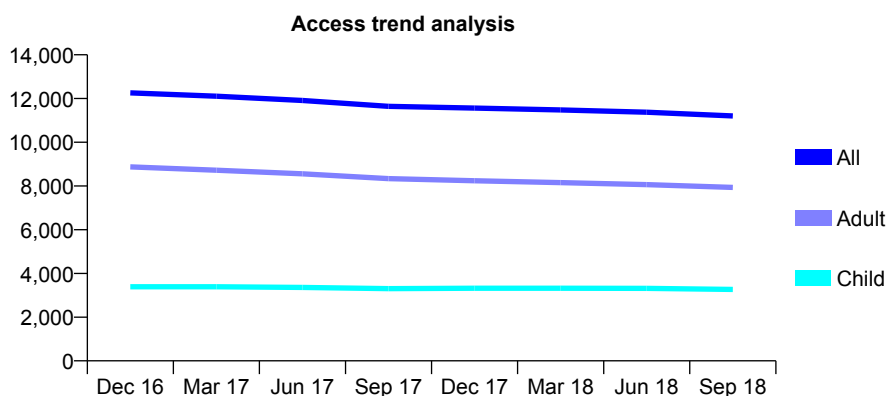
## Q58 - Vital Signs At a Glance Contract Report for 175250/0001 - September 2018

Name or company name	Mawsley Dental Clinic
Contract type name	GDS Contract
Purpose of contract	General
Contract start date	01/10/2007
Contract end date	

18/19 Contracted general activity (UDA)	30,511
Carry forward general activity (UDA)	0
18/19 Contracted orthodontic activity (UOA)	0
Carry forward orthodontic activity (UOA)	0
Baseline contract value	£938,473.30

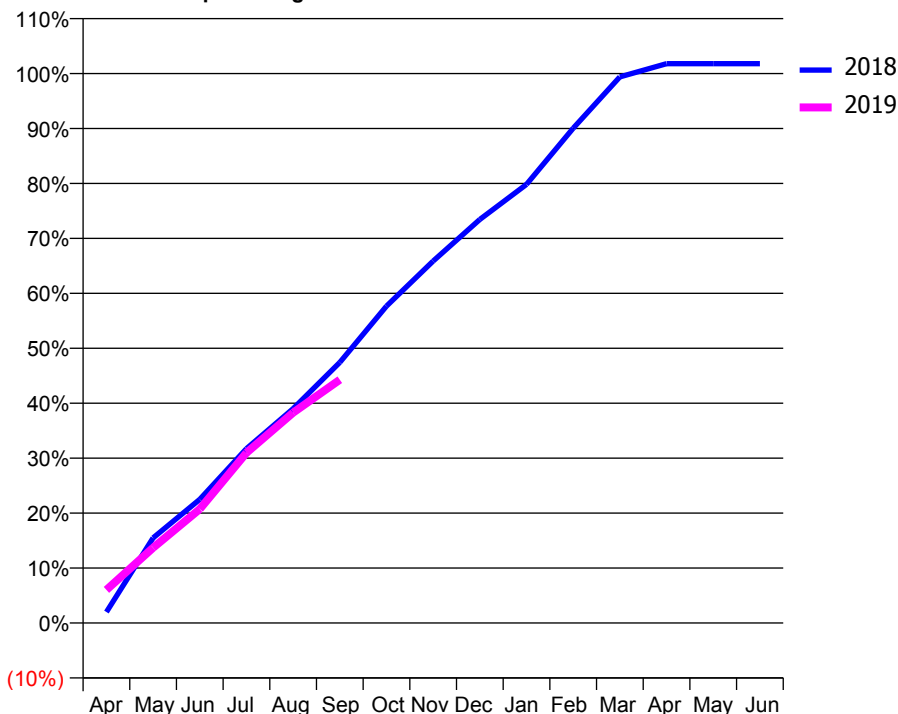
### ACCESS\*

Patients seen in 24 months	Total	Change since previous quarter
Quarter ending September 2017	11,640	
Quarter ending December 2017	11,560	→
Quarter ending March 2018	11,475	→
Quarter ending June 2018	11,373	→
Quarter ending September 2018	11,200	↓
<b>Variance since September 2017</b>	<b>(3.8%)</b>	<b>↓</b>



### ACTIVITY

Cumulative percentage of contracted UDA delivered 2018 & 2019



Month	Adjusted Scheduled Activity (UDA)	
	2018	2019
April	610	1,840
May	4,724	4,178
June	6,871	6,324
July	9,681	9,453
August	11,905	11,679
September	14,468	13,510
October	17,599	
November	20,098	
December	22,405	
January	24,355	
February	27,474	
March	30,324	
April	31,053	
May	31,053	
June	31,053	

### QUALITY

	Quantity	Base Number	Contract	AT	Region	England
% of FP17s for the same patient ID Re-attending within 3 months - Children	222	2,620	8.5%	10.7%	11.4%	11.6%
% of FP17s for the same patient ID Re-attending within 3 months - Adults	727	5,180	14.0%	14.5%	15.0%	15.5%
% of FP17s for the same patient ID Re-attending between 3 & 9 months - Children	1,705	2,620	65.1%	58.0%	59.9%	58.8%
% of FP17s for the same patient ID Re-attending between 3 & 9 months - Adults	2,686	5,180	51.9%	48.8%	52.0%	51.1%
% of FP17s for Band 1 Urgent Courses	661	7,391	8.9%	8.7%	8.0%	9.0%
% of FP17s Relating to Free Repair or Replacements	66	7,391	0.9%	0.7%	0.8%	0.8%
% of FP17s Relating to Continuations	123	7,391	1.7%	0.8%	0.9%	0.9%
% of Patients satisfied with the dentistry they have received	3	3	N/A	94.2%	93.5%	93.3%
% of Patients satisfied with the time they had to wait for an appointment	3	3	N/A	87.2%	89.1%	88.9%

\* This is based on patients treated on this contract for their most recent course of treatment. Figures in italics indicate the base number of FP17s or Patient Questionnaire responses are less than 100. N/A is shown where the base number of responses is less than 10 during the period. % is calculated as Quantity/Base number\*100

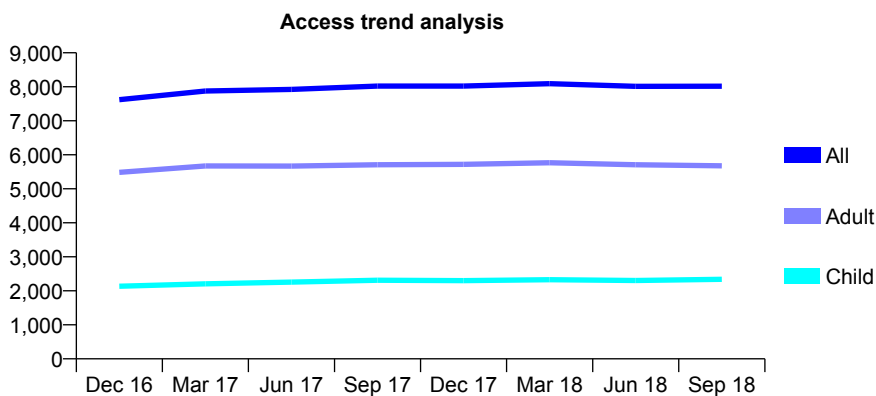
## Q58 - Vital Signs At a Glance Contract Report for 175749/0001 - September 2018

Name or company name	Waltham Cross Partnership
Contract type name	GDS Contract
Purpose of contract	General
Contract start date	01/02/2015
Contract end date	

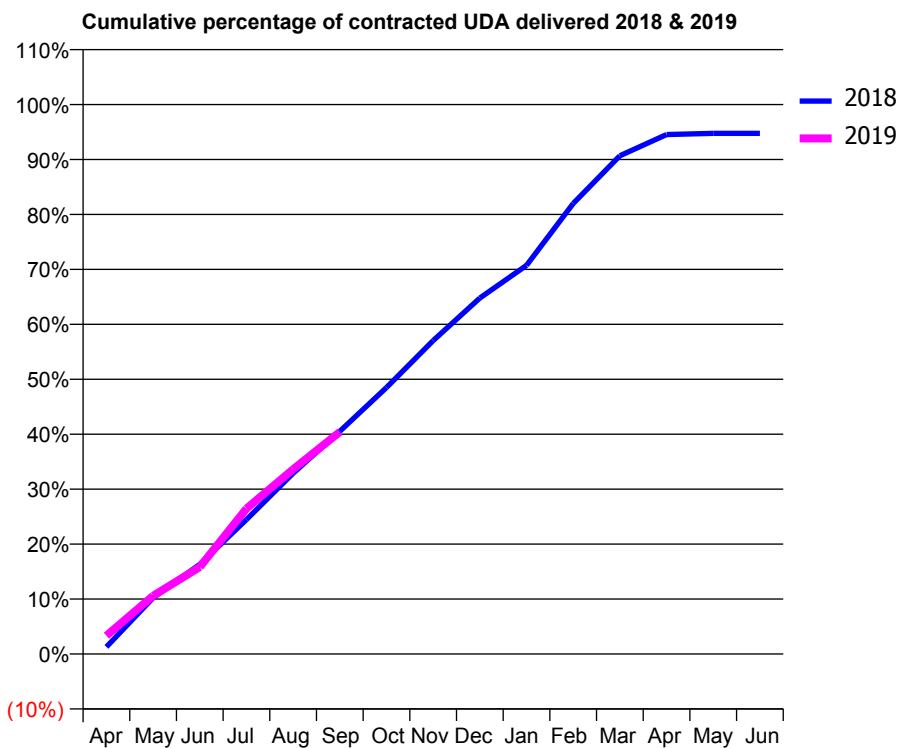
18/19 Contracted general activity (UDA)	30,003
Carry forward general activity (UDA)	0
18/19 Contracted orthodontic activity (UOA)	0
Carry forward orthodontic activity (UOA)	0
Baseline contract value	£760,269.79

### ACCESS\*

Patients seen in 24 months	Total	Change since previous quarter
Quarter ending September 2017	8,022	
Quarter ending December 2017	8,022	→
Quarter ending March 2018	8,091	→
Quarter ending June 2018	8,013	→
Quarter ending September 2018	8,019	→
<b>Variance since September 2017</b>	<b>(0.0%)</b>	→



### ACTIVITY



Month	Adjusted Scheduled Activity (UDA)	
	2018	2019
April	387	1,002
May	3,072	3,177
June	4,899	4,754
July	7,340	7,937
August	9,872	10,089
September	12,166	12,125
October	14,554	
November	17,112	
December	19,434	
January	21,222	
February	24,596	
March	27,206	
April	28,363	
May	28,429	
June	28,427	

### QUALITY

	Quantity	Base Number	Contract	AT	Region	England
% of FP17s for the same patient ID Re-attending within 3 months - Children	248	1,718	14.4%	10.7%	11.4%	11.6%
% of FP17s for the same patient ID Re-attending within 3 months - Adults	722	3,301	21.9%	14.5%	15.0%	15.5%
% of FP17s for the same patient ID Re-attending between 3 & 9 months - Children	810	1,718	47.1%	58.0%	59.9%	58.8%
% of FP17s for the same patient ID Re-attending between 3 & 9 months - Adults	1,153	3,301	34.9%	48.8%	52.0%	51.1%
% of FP17s for Band 1 Urgent Courses	619	4,615	13.4%	8.7%	8.0%	9.0%
% of FP17s Relating to Free Repair or Replacements	45	4,615	1.0%	0.7%	0.8%	0.8%
% of FP17s Relating to Continuations	153	4,615	3.3%	0.8%	0.9%	0.9%
% of Patients satisfied with the dentistry they have received	7	7	N/A	94.2%	93.5%	93.3%
% of Patients satisfied with the time they had to wait for an appointment	7	7	N/A	87.2%	89.1%	88.9%

\* This is based on patients treated on this contract for their most recent course of treatment. Figures in italics indicate the base number of FP17s or Patient Questionnaire responses are less than 100. N/A is shown where the base number of responses is less than 10 during the period. % is calculated as Quantity/Base number\*100

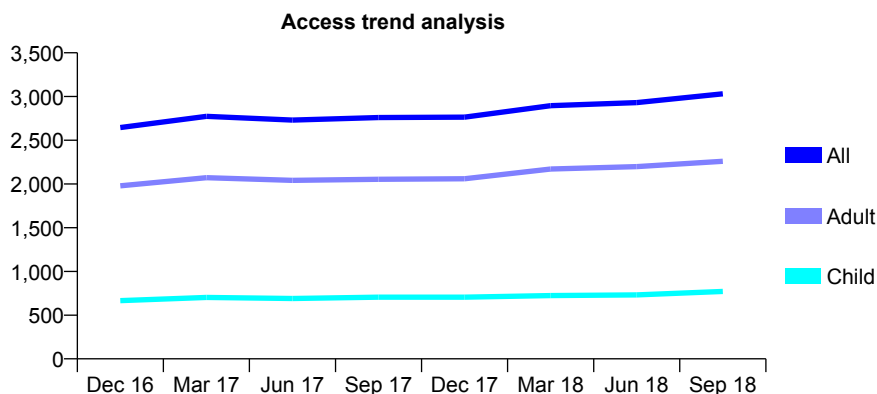
## Q58 - Vital Signs At a Glance Contract Report for 176826/0001 - September 2018

Name or company name	Tooth Logic Limited
Contract type name	GDS Contract
Purpose of contract	General
Contract start date	03/11/2014
Contract end date	

18/19 Contracted general activity (UDA)	10,000
Carry forward general activity (UDA)	384
18/19 Contracted orthodontic activity (UOA)	0
Carry forward orthodontic activity (UOA)	0
Baseline contract value	£244,571.92

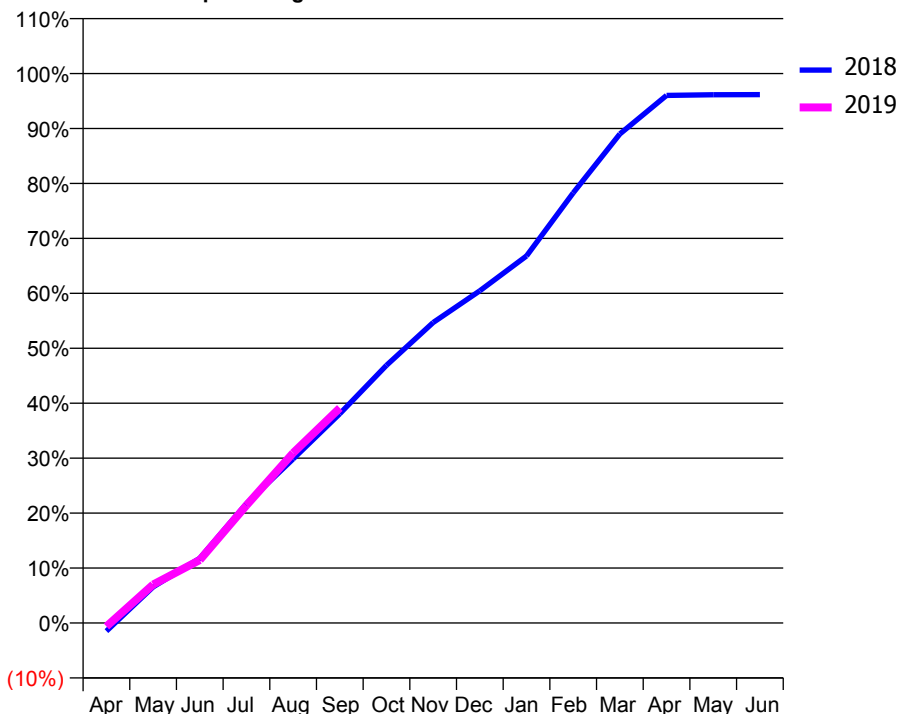
### ACCESS\*

Patients seen in 24 months	Total	Change since previous quarter
Quarter ending September 2017	2,759	
Quarter ending December 2017	2,764	→
Quarter ending March 2018	2,895	↑
Quarter ending June 2018	2,930	→
Quarter ending September 2018	3,031	↑
<b>Variance since September 2017</b>	<b>9.9%</b>	<b>↑</b>



### ACTIVITY

Cumulative percentage of contracted UDA delivered 2018 & 2019



Month	Adjusted Scheduled Activity (UDA)	
	2018	2019
April	-149	-65
May	656	701
June	1,177	1,146
July	2,172	2,142
August	2,985	3,094
September	3,808	3,912
October	4,689	
November	5,468	
December	6,045	
January	6,680	
February	7,828	
March	8,900	
April	9,602	
May	9,614	
June	9,615	

### QUALITY

	Quantity	Base Number	Contract	AT	Region	England
% of FP17s for the same patient ID Re-attending within 3 months - Children	39	515	7.6%	10.7%	11.4%	11.6%
% of FP17s for the same patient ID Re-attending within 3 months - Adults	285	1,605	17.8%	14.5%	15.0%	15.5%
% of FP17s for the same patient ID Re-attending between 3 & 9 months - Children	266	515	51.7%	58.0%	59.9%	58.8%
% of FP17s for the same patient ID Re-attending between 3 & 9 months - Adults	806	1,605	50.2%	48.8%	52.0%	51.1%
% of FP17s for Band 1 Urgent Courses	168	1,913	8.8%	8.7%	8.0%	9.0%
% of FP17s Relating to Free Repair or Replacements	31	1,913	1.6%	0.7%	0.8%	0.8%
% of FP17s Relating to Continuations	77	1,913	4.0%	0.8%	0.9%	0.9%
% of Patients satisfied with the dentistry they have received	4	4	N/A	94.2%	93.5%	93.3%
% of Patients satisfied with the time they had to wait for an appointment	3	4	N/A	87.2%	89.1%	88.9%

\* This is based on patients treated on this contract for their most recent course of treatment. Figures in italics indicate the base number of FP17s or Patient Questionnaire responses are less than 100. N/A is shown where the base number of responses is less than 10 during the period. % is calculated as Quantity/Base number\*100

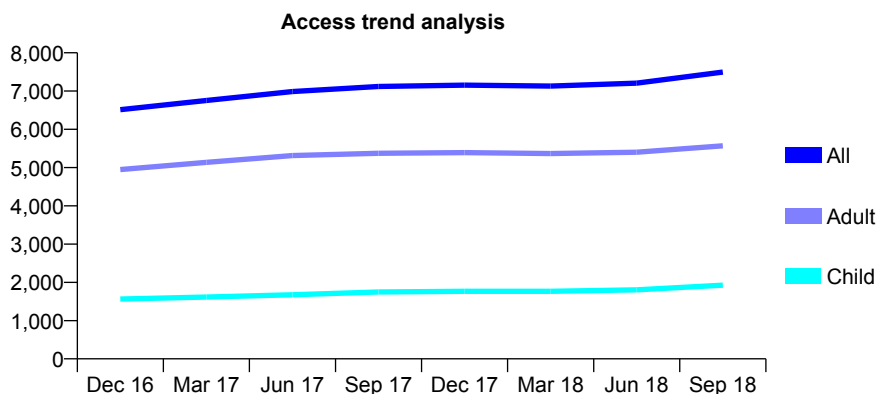
## Q58 - Vital Signs At a Glance Contract Report for 176893/0003 - September 2018

Name or company name	Knape Ltd
Contract type name	GDS Contract
Purpose of contract	General
Contract start date	01/04/2007
Contract end date	

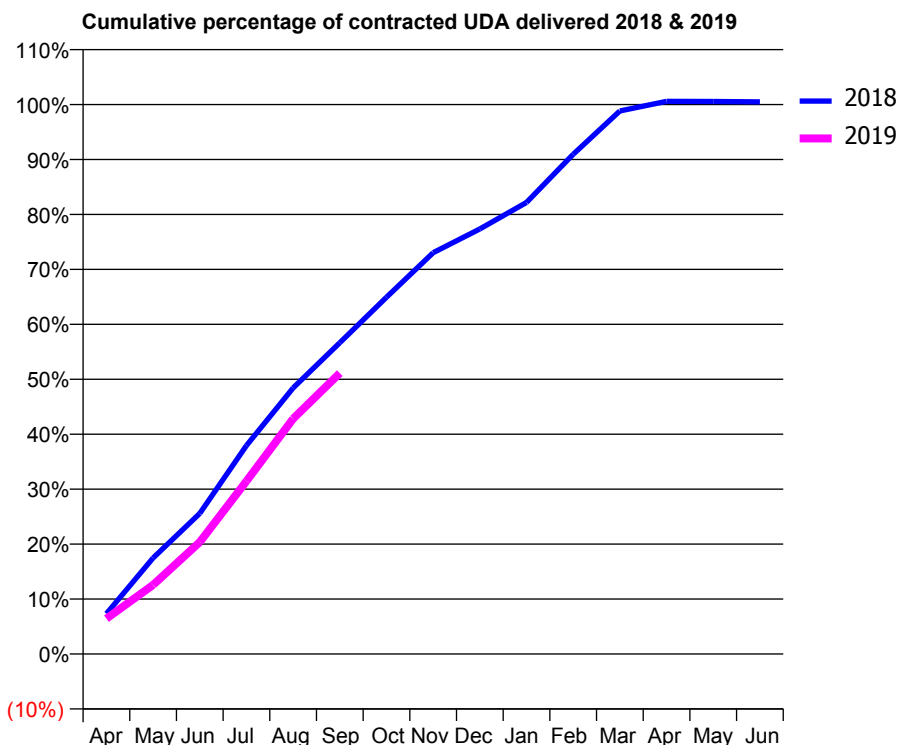
18/19 Contracted general activity (UDA)	18,713
Carry forward general activity (UDA)	0
18/19 Contracted orthodontic activity (UOA)	0
Carry forward orthodontic activity (UOA)	0
Baseline contract value	£665,839.00

### ACCESS\*

Patients seen in 24 months	Total	Change since previous quarter
Quarter ending September 2017	7,120	
Quarter ending December 2017	7,156	→
Quarter ending March 2018	7,129	→
Quarter ending June 2018	7,208	→
Quarter ending September 2018	7,497	↑
<b>Variance since September 2017</b>	<b>5.3%</b>	<b>↑</b>



### ACTIVITY



Month	Adjusted Scheduled Activity (UDA)	
	2018	2019
April	1,375	1,207
May	3,272	2,356
June	4,788	3,814
July	7,098	5,889
August	9,063	8,013
September	10,600	9,568
October	12,151	
November	13,665	
December	14,474	
January	15,378	
February	17,016	
March	18,495	
April	18,820	
May	18,816	
June	18,804	

### QUALITY

	Quantity	Base Number	Contract	AT	Region	England
% of FP17s for the same patient ID Re-attending within 3 months - Children	53	1,462	3.6%	10.7%	11.4%	11.6%
% of FP17s for the same patient ID Re-attending within 3 months - Adults	153	3,506	4.4%	14.5%	15.0%	15.5%
% of FP17s for the same patient ID Re-attending between 3 & 9 months - Children	889	1,462	60.8%	58.0%	59.9%	58.8%
% of FP17s for the same patient ID Re-attending between 3 & 9 months - Adults	1,674	3,506	47.7%	48.8%	52.0%	51.1%
% of FP17s for Band 1 Urgent Courses	333	4,778	7.0%	8.7%	8.0%	9.0%
% of FP17s Relating to Free Repair or Replacements	6	4,778	0.1%	0.7%	0.8%	0.8%
% of FP17s Relating to Continuations	0	4,778	0.0%	0.8%	0.9%	0.9%
% of Patients satisfied with the dentistry they have received	1	1	N/A	94.2%	93.5%	93.3%
% of Patients satisfied with the time they had to wait for an appointment	1	1	N/A	87.2%	89.1%	88.9%

\* This is based on patients treated on this contract for their most recent course of treatment. Figures in italics indicate the base number of FP17s or Patient Questionnaire responses are less than 100. N/A is shown where the base number of responses is less than 10 during the period. % is calculated as Quantity/Base number\*100



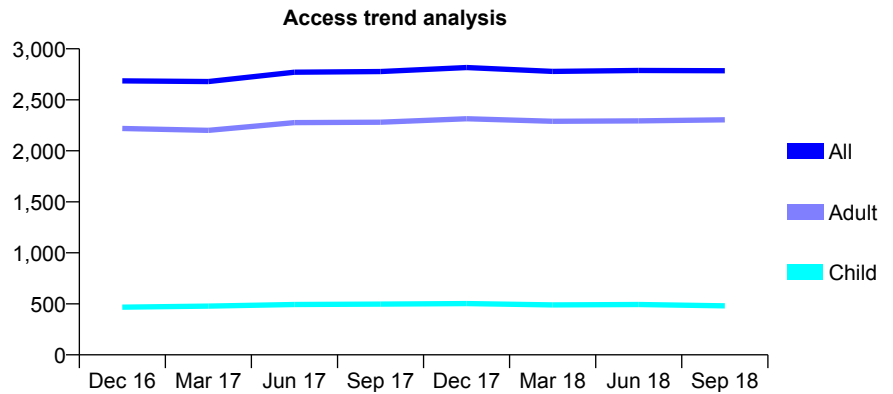
## Q58 - Vital Signs At a Glance Contract Report for 177288/0001 - September 2018

Name or company name	Mr P Cranfield and Mr V Gehani
Contract type name	GDS Contract
Purpose of contract	General
Contract start date	01/12/2013
Contract end date	

18/19 Contracted general activity (UDA)	6,698
Carry forward general activity (UDA)	0
18/19 Contracted orthodontic activity (UOA)	0
Carry forward orthodontic activity (UOA)	0
Baseline contract value	£154,299.49

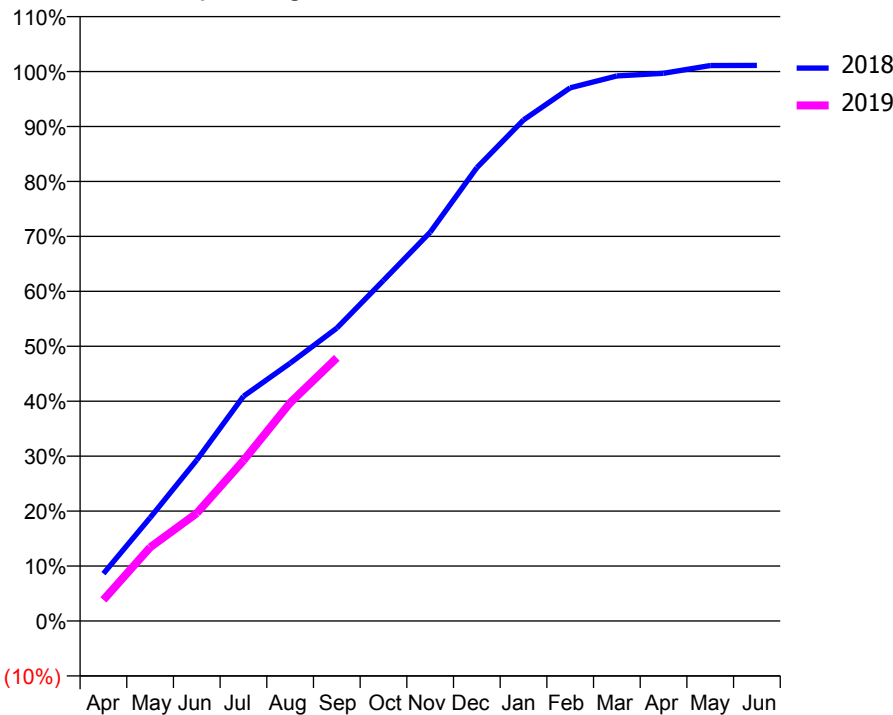
### ACCESS\*

Patients seen in 24 months	Total	Change since previous quarter
Quarter ending September 2017	2,777	
Quarter ending December 2017	2,816	→
Quarter ending March 2018	2,779	↓
Quarter ending June 2018	2,787	→
Quarter ending September 2018	2,785	→
<b>Variance since September 2017</b>	<b>0.3%</b>	<b>→</b>



### ACTIVITY

Cumulative percentage of contracted UDA delivered 2018 & 2019



Month	Adjusted Scheduled Activity (UDA)	
	2018	2019
April	578	258
May	1,259	899
June	1,962	1,314
July	2,739	1,955
August	3,142	2,659
September	3,570	3,208
October	4,152	
November	4,739	
December	5,525	
January	6,108	
February	6,499	
March	6,644	
April	6,676	
May	6,770	
June	6,772	

### QUALITY

	Quantity	Base Number	Contract	AT	Region	England
% of FP17s for the same patient ID Re-attending within 3 months - Children	19	392	4.8%	10.7%	11.4%	11.6%
% of FP17s for the same patient ID Re-attending within 3 months - Adults	118	1,656	7.1%	14.5%	15.0%	15.5%
% of FP17s for the same patient ID Re-attending between 3 & 9 months - Children	269	392	68.6%	58.0%	59.9%	58.8%
% of FP17s for the same patient ID Re-attending between 3 & 9 months - Adults	772	1,656	46.6%	48.8%	52.0%	51.1%
% of FP17s for Band 1 Urgent Courses	134	1,969	6.8%	8.7%	8.0%	9.0%
% of FP17s Relating to Free Repair or Replacements	9	1,969	0.5%	0.7%	0.8%	0.8%
% of FP17s Relating to Continuations	5	1,969	0.3%	0.8%	0.9%	0.9%
% of Patients satisfied with the dentistry they have received	4	4	N/A	94.2%	93.5%	93.3%
% of Patients satisfied with the time they had to wait for an appointment	4	4	N/A	87.2%	89.1%	88.9%

\* This is based on patients treated on this contract for their most recent course of treatment. Figures in italics indicate the base number of FP17s or Patient Questionnaire responses are less than 100. N/A is shown where the base number of responses is less than 10 during the period. % is calculated as Quantity/Base number\*100

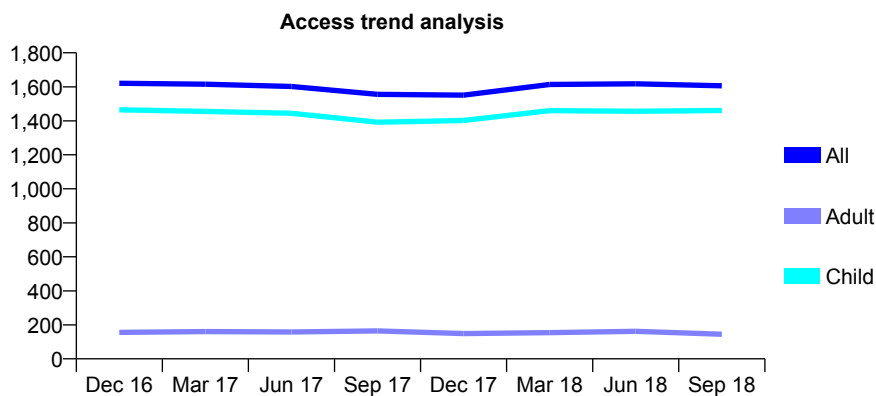
## Q58 - Vital Signs At a Glance Contract Report for 178381/0001 - September 2018

Name or company name	The Dental Clinic Ltd
Contract type name	GDS Contract
Purpose of contract	General
Contract start date	07/04/2007
Contract end date	

18/19 Contracted general activity (UDA)	2,858
Carry forward general activity (UDA)	0
18/19 Contracted orthodontic activity (UOA)	0
Carry forward orthodontic activity (UOA)	0
Baseline contract value	£69,899.20

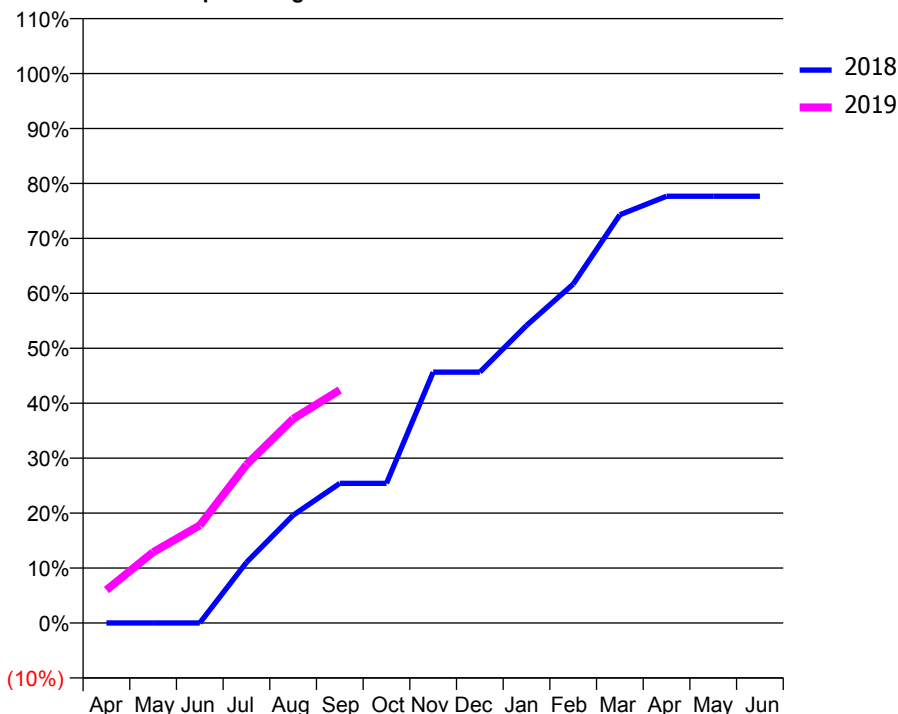
### ACCESS\*

Patients seen in 24 months	Total	Change since previous quarter
Quarter ending September 2017	1,556	
Quarter ending December 2017	1,551	→
Quarter ending March 2018	1,614	↑
Quarter ending June 2018	1,618	→
Quarter ending September 2018	1,606	→
<b>Variance since September 2017</b>	<b>3.2%</b>	<b>↑</b>



### ACTIVITY

Cumulative percentage of contracted UDA delivered 2018 & 2019



Month	Adjusted Scheduled Activity (UDA)	
	2018	2019
April	0	172
May	0	369
June	0	508
July	315	823
August	561	1,062
September	727	1,212
October	727	
November	1,305	
December	1,305	
January	1,548	
February	1,763	
March	2,123	
April	2,220	
May	2,220	
June	2,220	

### QUALITY

	Quantity	Base Number	Contract	AT	Region	England
% of FP17s for the same patient ID Re-attending within 3 months - Children	66	989	6.7%	10.7%	11.4%	11.6%
% of FP17s for the same patient ID Re-attending within 3 months - Adults	0	10	0.0%	14.5%	15.0%	15.5%
% of FP17s for the same patient ID Re-attending between 3 & 9 months - Children	537	989	54.3%	58.0%	59.9%	58.8%
% of FP17s for the same patient ID Re-attending between 3 & 9 months - Adults	5	10	50.0%	48.8%	52.0%	51.1%
% of FP17s for Band 1 Urgent Courses	10	934	1.1%	8.7%	8.0%	9.0%
% of FP17s Relating to Free Repair or Replacements	0	934	0.0%	0.7%	0.8%	0.8%
% of FP17s Relating to Continuations	17	934	1.8%	0.8%	0.9%	0.9%
% of Patients satisfied with the dentistry they have received	0	0	N/A	94.2%	93.5%	93.3%
% of Patients satisfied with the time they had to wait for an appointment	0	0	N/A	87.2%	89.1%	88.9%

\* This is based on patients treated on this contract for their most recent course of treatment. Figures in italics indicate the base number of FP17s or Patient Questionnaire responses are less than 100. N/A is shown where the base number of responses is less than 10 during the period. % is calculated as Quantity/Base number\*100

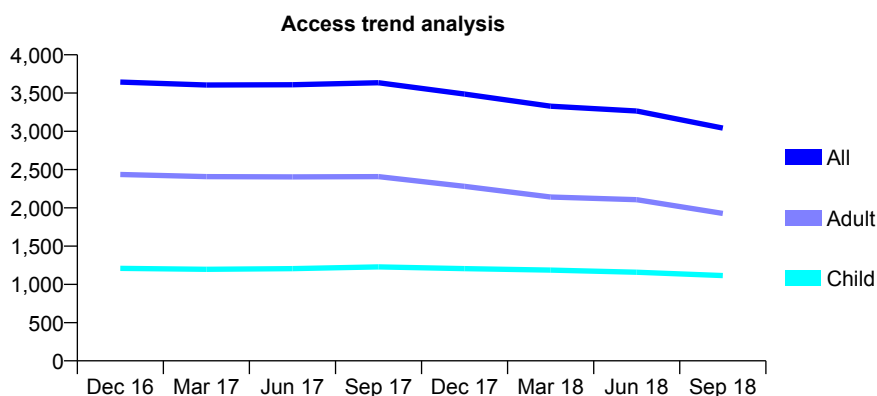
## Q58 - Vital Signs At a Glance Contract Report for 180386/0001 - September 2018

Name or company name	Hoddesdon Dental Surgery Limited
Contract type name	GDS Contract
Purpose of contract	General
Contract start date	01/04/2007
Contract end date	

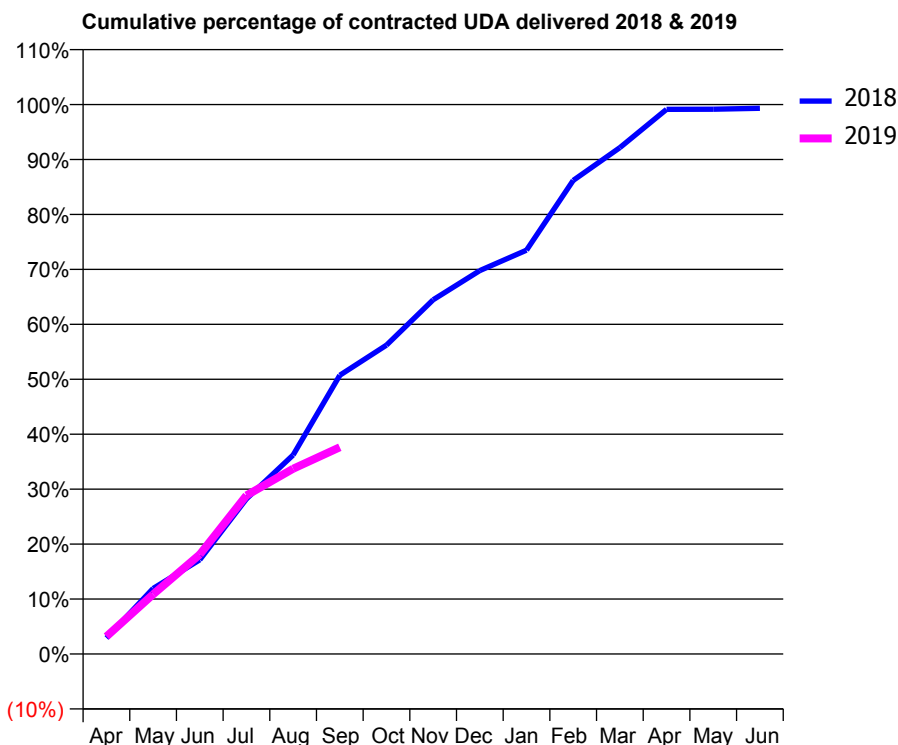
18/19 Contracted general activity (UDA)	6,370
Carry forward general activity (UDA)	43
18/19 Contracted orthodontic activity (UOA)	0
Carry forward orthodontic activity (UOA)	0
Baseline contract value	£159,296.45

### ACCESS\*

Patients seen in 24 months	Total	Change since previous quarter
Quarter ending September 2017	3,635	
Quarter ending December 2017	3,486	↓
Quarter ending March 2018	3,328	↓
Quarter ending June 2018	3,265	↓
Quarter ending September 2018	3,042	↓
<b>Variance since September 2017</b>	<b>(16.3%)</b>	<b>↓</b>



### ACTIVITY



Month	Adjusted Scheduled Activity (UDA)	
	2018	2019
April	186	203
May	760	692
June	1,093	1,154
July	1,798	1,838
August	2,308	2,148
September	3,231	2,397
October	3,581	
November	4,106	
December	4,445	
January	4,681	
February	5,490	
March	5,870	
April	6,313	
May	6,315	
June	6,326	

### QUALITY

	Quantity	Base Number	Contract	AT	Region	England
% of FP17s for the same patient ID Re-attending within 3 months - Children	48	761	6.3%	10.7%	11.4%	11.6%
% of FP17s for the same patient ID Re-attending within 3 months - Adults	136	877	15.5%	14.5%	15.0%	15.5%
% of FP17s for the same patient ID Re-attending between 3 & 9 months - Children	406	761	53.4%	58.0%	59.9%	58.8%
% of FP17s for the same patient ID Re-attending between 3 & 9 months - Adults	288	877	32.8%	48.8%	52.0%	51.1%
% of FP17s for Band 1 Urgent Courses	136	1,379	9.9%	8.7%	8.0%	9.0%
% of FP17s Relating to Free Repair or Replacements	5	1,379	0.4%	0.7%	0.8%	0.8%
% of FP17s Relating to Continuations	4	1,379	0.3%	0.8%	0.9%	0.9%
% of Patients satisfied with the dentistry they have received	2	2	N/A	94.2%	93.5%	93.3%
% of Patients satisfied with the time they had to wait for an appointment	2	2	N/A	87.2%	89.1%	88.9%

\* This is based on patients treated on this contract for their most recent course of treatment. Figures in italics indicate the base number of FP17s or Patient Questionnaire responses are less than 100. N/A is shown where the base number of responses is less than 10 during the period. % is calculated as Quantity/Base number\*100

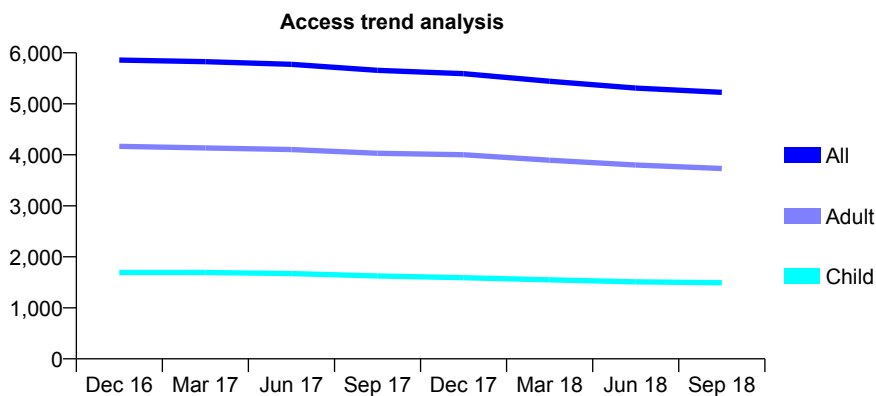
## Q58 - Vital Signs At a Glance Contract Report for 181153/0001 - September 2018

Name or company name	Katherine Place Dental Practice
Contract type name	GDS Contract
Purpose of contract	General
Contract start date	01/07/2007
Contract end date	

18/19 Contracted general activity (UDA)	13,580
Carry forward general activity (UDA)	0
18/19 Contracted orthodontic activity (UOA)	0
Carry forward orthodontic activity (UOA)	0
Baseline contract value	£354,483.55

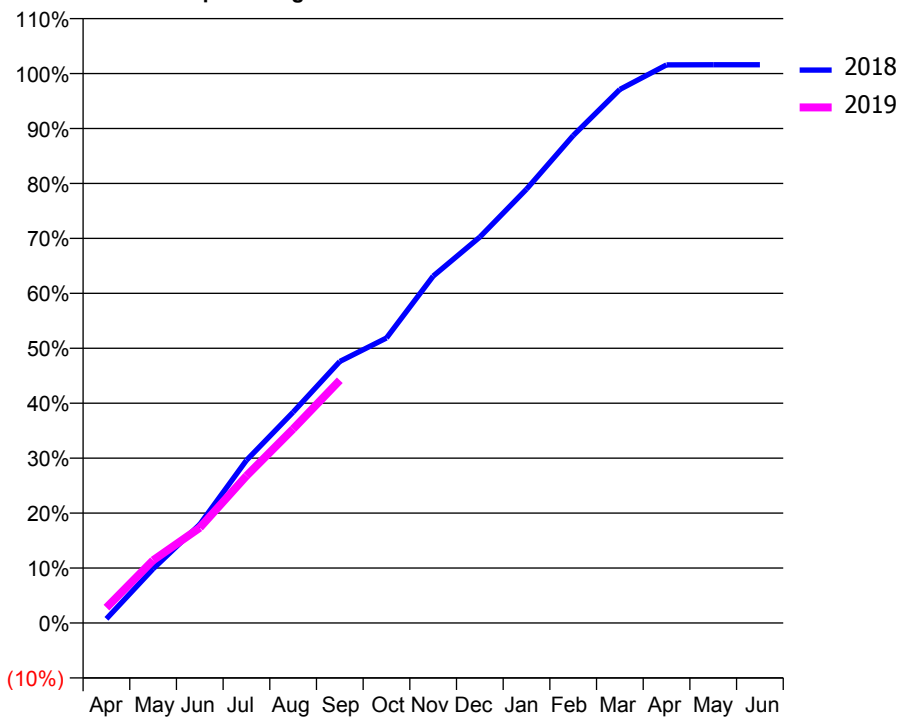
### ACCESS\*

Patients seen in 24 months	Total	Change since previous quarter
Quarter ending September 2017	5,656	
Quarter ending December 2017	5,592	↓
Quarter ending March 2018	5,443	↓
Quarter ending June 2018	5,308	↓
Quarter ending September 2018	5,224	↓
<b>Variance since September 2017</b>	<b>(7.6%)</b>	<b>↓</b>



### ACTIVITY

Cumulative percentage of contracted UDA delivered 2018 & 2019



Month	Adjusted Scheduled Activity (UDA)	
	2018	2019
April	104	382
May	1,341	1,550
June	2,437	2,355
July	4,022	3,637
August	5,210	4,797
September	6,464	5,998
October	7,045	
November	8,573	
December	9,540	
January	10,721	
February	12,046	
March	13,186	
April	13,792	
May	13,797	
June	13,797	

### QUALITY

	Quantity	Base Number	Contract	AT	Region	England
% of FP17s for the same patient ID Re-attending within 3 months - Children	66	1,034	6.4%	10.7%	11.4%	11.6%
% of FP17s for the same patient ID Re-attending within 3 months - Adults	418	2,564	16.3%	14.5%	15.0%	15.5%
% of FP17s for the same patient ID Re-attending between 3 & 9 months - Children	563	1,034	54.4%	58.0%	59.9%	58.8%
% of FP17s for the same patient ID Re-attending between 3 & 9 months - Adults	1,283	2,564	50.0%	48.8%	52.0%	51.1%
% of FP17s for Band 1 Urgent Courses	352	3,230	10.9%	8.7%	8.0%	9.0%
% of FP17s Relating to Free Repair or Replacements	26	3,230	0.8%	0.7%	0.8%	0.8%
% of FP17s Relating to Continuations	58	3,230	1.8%	0.8%	0.9%	0.9%
% of Patients satisfied with the dentistry they have received	3	4	N/A	94.2%	93.5%	93.3%
% of Patients satisfied with the time they had to wait for an appointment	3	4	N/A	87.2%	89.1%	88.9%

\* This is based on patients treated on this contract for their most recent course of treatment. Figures in italics indicate the base number of FP17s or Patient Questionnaire responses are less than 100. N/A is shown where the base number of responses is less than 10 during the period. % is calculated as Quantity/Base number\*100

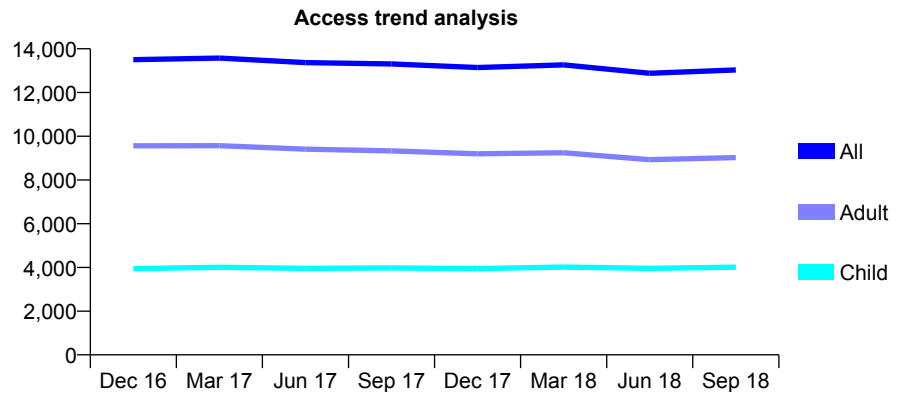
## Q58 - Vital Signs At a Glance Contract Report for 182877/0001 - September 2018

Name or company name	Smileright Limited
Contract type name	GDS Contract
Purpose of contract	General
Contract start date	01/04/2011
Contract end date	

18/19 Contracted general activity (UDA)	35,830
Carry forward general activity (UDA)	0
18/19 Contracted orthodontic activity (UOA)	0
Carry forward orthodontic activity (UOA)	0
Baseline contract value	£990,442.50

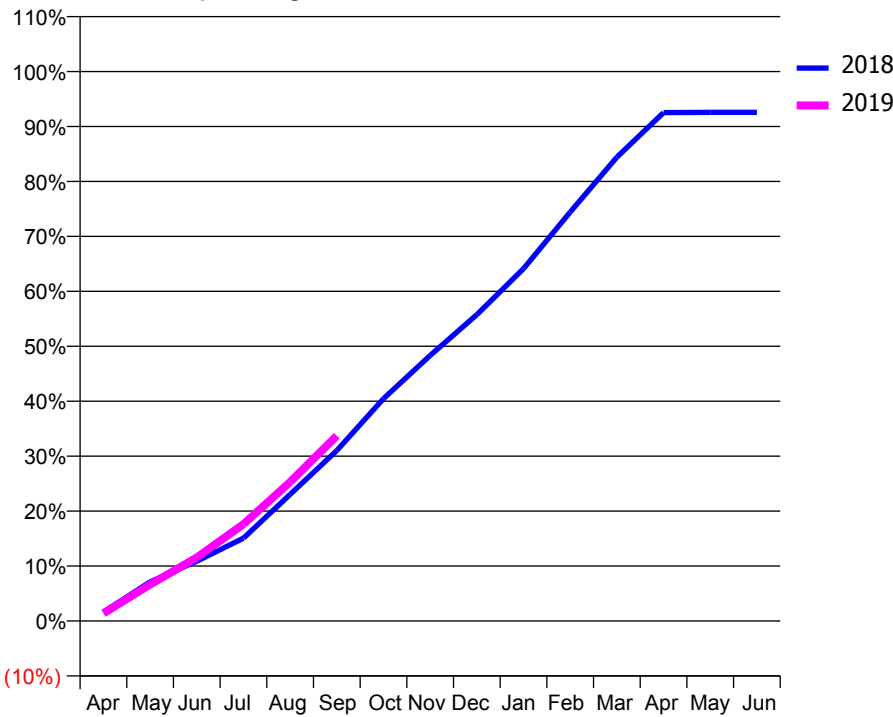
### ACCESS\*

Patients seen in 24 months	Total	Change since previous quarter
Quarter ending September 2017	13,309	
Quarter ending December 2017	13,145	↓
Quarter ending March 2018	13,263	→
Quarter ending June 2018	12,880	↓
Quarter ending September 2018	13,032	→
<b>Variance since September 2017</b>	<b>(2.1%)</b>	<b>↓</b>



### ACTIVITY

Cumulative percentage of contracted UDA delivered 2018 & 2019



Adjusted Scheduled Activity (UDA)		
Month	2018	2019
April	583	496
May	2,550	2,378
June	3,897	4,144
July	5,404	6,317
August	8,259	9,065
September	11,115	12,084
October	14,501	
November	17,320	
December	19,974	
January	22,977	
February	26,659	
March	30,249	
April	33,148	
May	33,164	
June	33,164	

### QUALITY

	Quantity	Base Number	Contract	AT	Region	England
% of FP17s for the same patient ID Re-attending within 3 months - Children	165	2,670	6.2%	10.7%	11.4%	11.6%
% of FP17s for the same patient ID Re-attending within 3 months - Adults	848	5,874	14.4%	14.5%	15.0%	15.5%
% of FP17s for the same patient ID Re-attending between 3 & 9 months - Children	1,499	2,670	56.1%	58.0%	59.9%	58.8%
% of FP17s for the same patient ID Re-attending between 3 & 9 months - Adults	2,881	5,874	49.0%	48.8%	52.0%	51.1%
% of FP17s for Band 1 Urgent Courses	733	7,127	10.3%	8.7%	8.0%	9.0%
% of FP17s Relating to Free Repair or Replacements	36	7,127	0.5%	0.7%	0.8%	0.8%
% of FP17s Relating to Continuations	16	7,127	0.2%	0.8%	0.9%	0.9%
% of Patients satisfied with the dentistry they have received	7	7	N/A	94.2%	93.5%	93.3%
% of Patients satisfied with the time they had to wait for an appointment	6	7	N/A	87.2%	89.1%	88.9%

\* This is based on patients treated on this contract for their most recent course of treatment. Figures in italics indicate the base number of FP17s or Patient Questionnaire responses are less than 100. N/A is shown where the base number of responses is less than 10 during the period. % is calculated as Quantity/Base number\*100

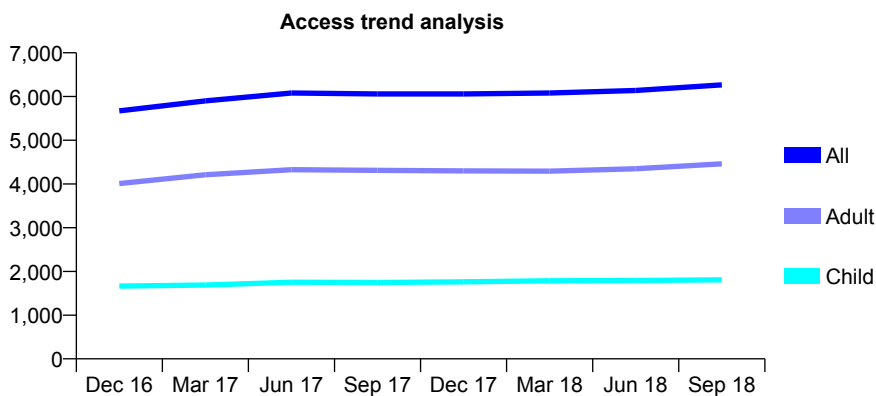
## Q58 - Vital Signs At a Glance Contract Report for 183598/0001 - September 2018

Name or company name	Birchwood Dental Practice
Contract type name	GDS Contract
Purpose of contract	General
Contract start date	01/04/2010
Contract end date	

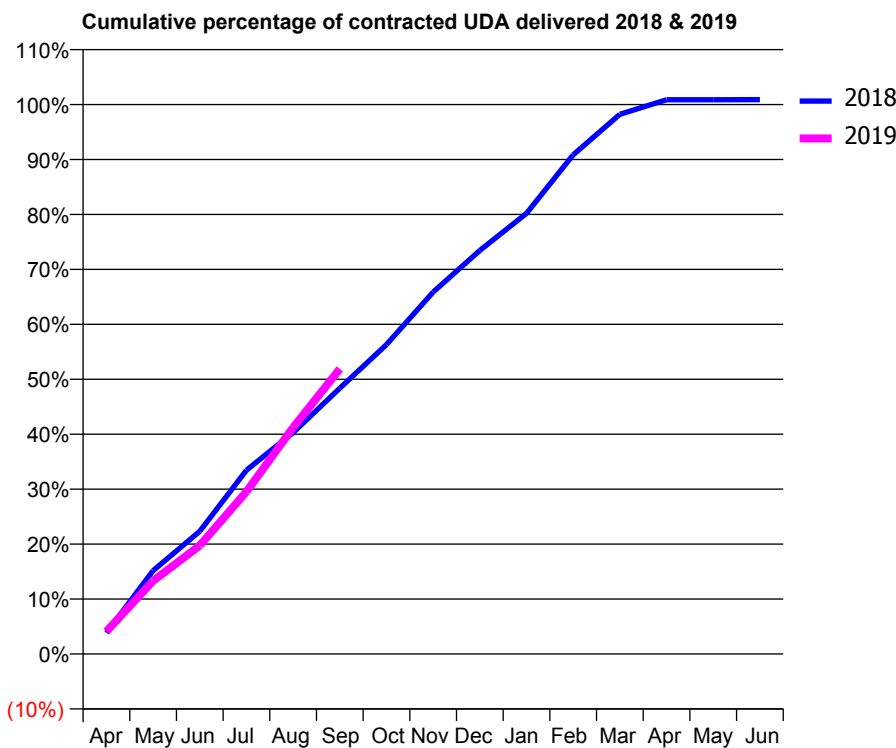
18/19 Contracted general activity (UDA)	11,894
Carry forward general activity (UDA)	0
18/19 Contracted orthodontic activity (UOA)	0
Carry forward orthodontic activity (UOA)	0
Baseline contract value	£283,512.13

### ACCESS\*

Patients seen in 24 months	Total	Change since previous quarter
Quarter ending September 2017	6,059	
Quarter ending December 2017	6,060	→
Quarter ending March 2018	6,081	→
Quarter ending June 2018	6,139	→
Quarter ending September 2018	6,267	↑
<b>Variance since September 2017</b>	<b>3.4%</b>	<b>↑</b>



### ACTIVITY



Month	Adjusted Scheduled Activity (UDA)	
	2018	2019
April	461	490
May	1,806	1,584
June	2,656	2,347
July	3,978	3,513
August	4,792	4,901
September	5,754	6,173
October	6,699	
November	7,835	
December	8,736	
January	9,537	
February	10,804	
March	11,683	
April	11,996	
May	11,996	
June	11,999	

### QUALITY

	Quantity	Base Number	Contract	AT	Region	England
% of FP17s for the same patient ID Re-attending within 3 months - Children	73	1,212	6.0%	10.7%	11.4%	11.6%
% of FP17s for the same patient ID Re-attending within 3 months - Adults	275	2,277	12.1%	14.5%	15.0%	15.5%
% of FP17s for the same patient ID Re-attending between 3 & 9 months - Children	633	1,212	52.2%	58.0%	59.9%	58.8%
% of FP17s for the same patient ID Re-attending between 3 & 9 months - Adults	778	2,277	34.2%	48.8%	52.0%	51.1%
% of FP17s for Band 1 Urgent Courses	268	2,925	9.2%	8.7%	8.0%	9.0%
% of FP17s Relating to Free Repair or Replacements	27	2,925	0.9%	0.7%	0.8%	0.8%
% of FP17s Relating to Continuations	22	2,925	0.8%	0.8%	0.9%	0.9%
% of Patients satisfied with the dentistry they have received	0	1	N/A	94.2%	93.5%	93.3%
% of Patients satisfied with the time they had to wait for an appointment	1	1	N/A	87.2%	89.1%	88.9%

\* This is based on patients treated on this contract for their most recent course of treatment. Figures in italics indicate the base number of FP17s or Patient Questionnaire responses are less than 100. N/A is shown where the base number of responses is less than 10 during the period. % is calculated as Quantity/Base number\*100

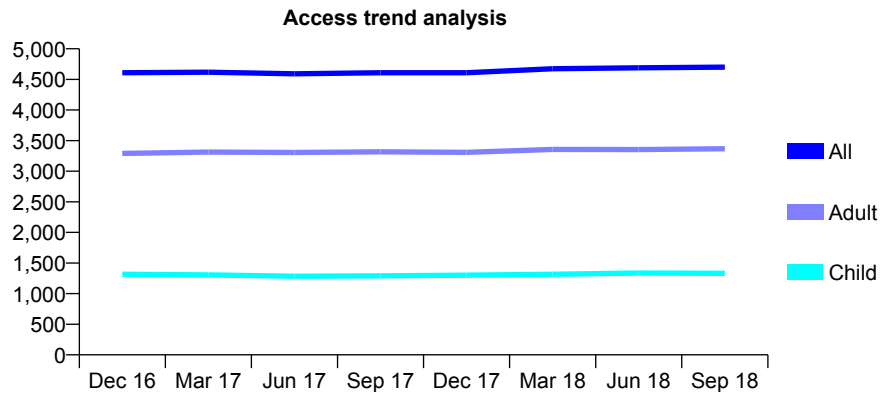
## Q58 - Vital Signs At a Glance Contract Report for 186376/0001 - September 2018

Name or company name	Saxby and Doherty
Contract type name	GDS Contract
Purpose of contract	General
Contract start date	03/09/2012
Contract end date	

18/19 Contracted general activity (UDA)	14,757
Carry forward general activity (UDA)	0
18/19 Contracted orthodontic activity (UOA)	0
Carry forward orthodontic activity (UOA)	0
Baseline contract value	£303,064.93

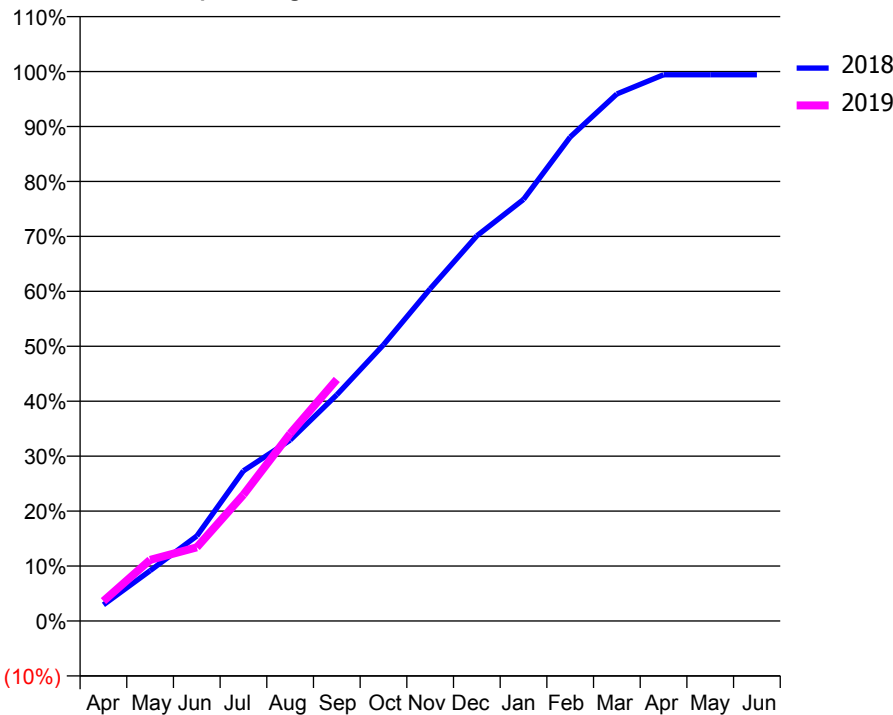
### ACCESS\*

Patients seen in 24 months	Total	Change since previous quarter
Quarter ending September 2017	4,609	
Quarter ending December 2017	4,610	→
Quarter ending March 2018	4,675	→
Quarter ending June 2018	4,689	→
Quarter ending September 2018	4,700	→
<b>Variance since September 2017</b>	<b>2.0%</b>	<b>→</b>



### ACTIVITY

Cumulative percentage of contracted UDA delivered 2018 & 2019



Month	Adjusted Scheduled Activity (UDA)	
	2018	2019
April	435	536
May	1,350	1,642
June	2,282	1,977
July	4,034	3,392
August	4,857	5,033
September	6,076	6,486
October	7,418	
November	8,924	
December	10,343	
January	11,322	
February	12,996	
March	14,153	
April	14,670	
May	14,670	
June	14,670	

### QUALITY

	Quantity	Base Number	Contract	AT	Region	England
% of FP17s for the same patient ID Re-attending within 3 months - Children	81	1,235	6.6%	10.7%	11.4%	11.6%
% of FP17s for the same patient ID Re-attending within 3 months - Adults	408	3,043	13.4%	14.5%	15.0%	15.5%
% of FP17s for the same patient ID Re-attending between 3 & 9 months - Children	935	1,235	75.7%	58.0%	59.9%	58.8%
% of FP17s for the same patient ID Re-attending between 3 & 9 months - Adults	2,213	3,043	72.7%	48.8%	52.0%	51.1%
% of FP17s for Band 1 Urgent Courses	262	3,993	6.6%	8.7%	8.0%	9.0%
% of FP17s Relating to Free Repair or Replacements	43	3,993	1.1%	0.7%	0.8%	0.8%
% of FP17s Relating to Continuations	52	3,993	1.3%	0.8%	0.9%	0.9%
% of Patients satisfied with the dentistry they have received	3	3	N/A	94.2%	93.5%	93.3%
% of Patients satisfied with the time they had to wait for an appointment	3	3	N/A	87.2%	89.1%	88.9%

\* This is based on patients treated on this contract for their most recent course of treatment. Figures in italics indicate the base number of FP17s or Patient Questionnaire responses are less than 100. N/A is shown where the base number of responses is less than 10 during the period. % is calculated as Quantity/Base number\*100

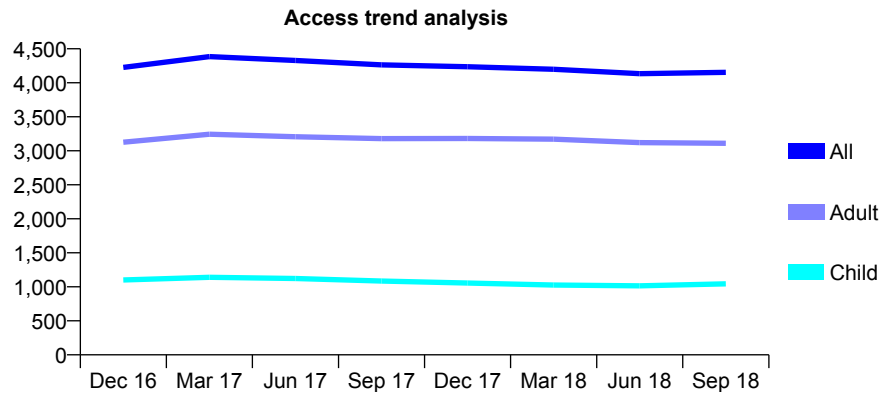
## Q58 - Vital Signs At a Glance Contract Report for 186430/0001 - September 2018

Name or company name	Cherry Tree Dental Care
Contract type name	GDS Contract
Purpose of contract	General
Contract start date	01/04/2010
Contract end date	

18/19 Contracted general activity (UDA)	14,000
Carry forward general activity (UDA)	0
18/19 Contracted orthodontic activity (UOA)	0
Carry forward orthodontic activity (UOA)	0
Baseline contract value	£467,069.91

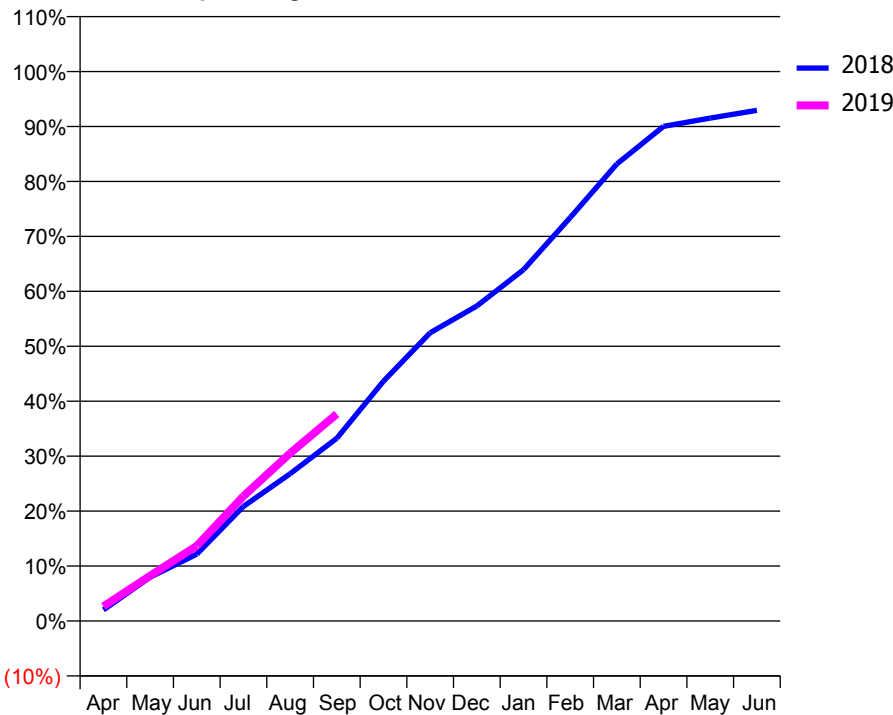
### ACCESS\*

Patients seen in 24 months	Total	Change since previous quarter
Quarter ending September 2017	4,264	
Quarter ending December 2017	4,237	→
Quarter ending March 2018	4,199	→
Quarter ending June 2018	4,134	↓
Quarter ending September 2018	4,154	→
<b>Variance since September 2017</b>	<b>(2.6%)</b>	<b>↓</b>



### ACTIVITY

Cumulative percentage of contracted UDA delivered 2018 & 2019



Month	2018	2019
April	283	371
May	1,116	1,154
June	1,705	1,915
July	2,920	3,183
August	3,754	4,276
September	4,655	5,275
October	6,111	
November	7,344	
December	8,028	
January	8,950	
February	10,280	
March	11,645	
April	12,603	
May	12,812	
June	13,011	

### QUALITY

	Quantity	Base Number	Contract	AT	Region	England
% of FP17s for the same patient ID Re-attending within 3 months - Children	45	559	8.1%	10.7%	11.4%	11.6%
% of FP17s for the same patient ID Re-attending within 3 months - Adults	285	1,632	17.5%	14.5%	15.0%	15.5%
% of FP17s for the same patient ID Re-attending between 3 & 9 months - Children	202	559	36.1%	58.0%	59.9%	58.8%
% of FP17s for the same patient ID Re-attending between 3 & 9 months - Adults	565	1,632	34.6%	48.8%	52.0%	51.1%
% of FP17s for Band 1 Urgent Courses	244	1,945	12.5%	8.7%	8.0%	9.0%
% of FP17s Relating to Free Repair or Replacements	7	1,945	0.4%	0.7%	0.8%	0.8%
% of FP17s Relating to Continuations	62	1,945	3.2%	0.8%	0.9%	0.9%
% of Patients satisfied with the dentistry they have received	2	3	N/A	94.2%	93.5%	93.3%
% of Patients satisfied with the time they had to wait for an appointment	2	3	N/A	87.2%	89.1%	88.9%

\* This is based on patients treated on this contract for their most recent course of treatment. Figures in italics indicate the base number of FP17s or Patient Questionnaire responses are less than 100. N/A is shown where the base number of responses is less than 10 during the period. % is calculated as Quantity/Base number\*100



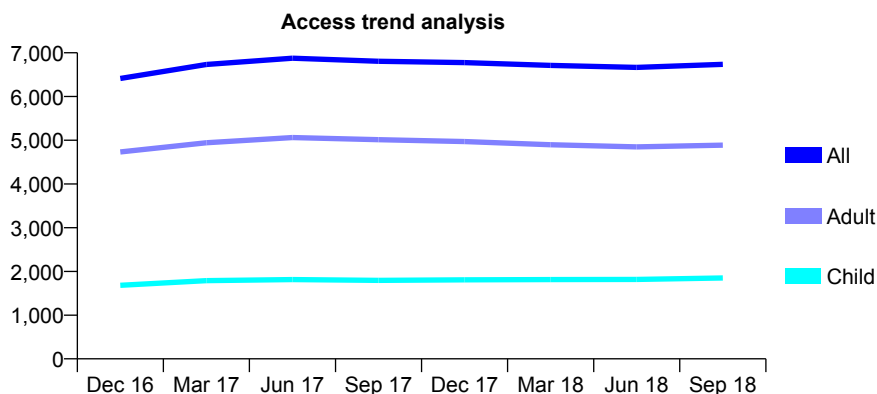
## Q58 - Vital Signs At a Glance Contract Report for 186546/0001 - September 2018

Name or company name	The Partners of St Andrews Dental Practice
Contract type name	GDS Contract
Purpose of contract	General
Contract start date	01/07/2012
Contract end date	

18/19 Contracted general activity (UDA)	18,367
Carry forward general activity (UDA)	0
18/19 Contracted orthodontic activity (UOA)	0
Carry forward orthodontic activity (UOA)	0
Baseline contract value	£439,602.76

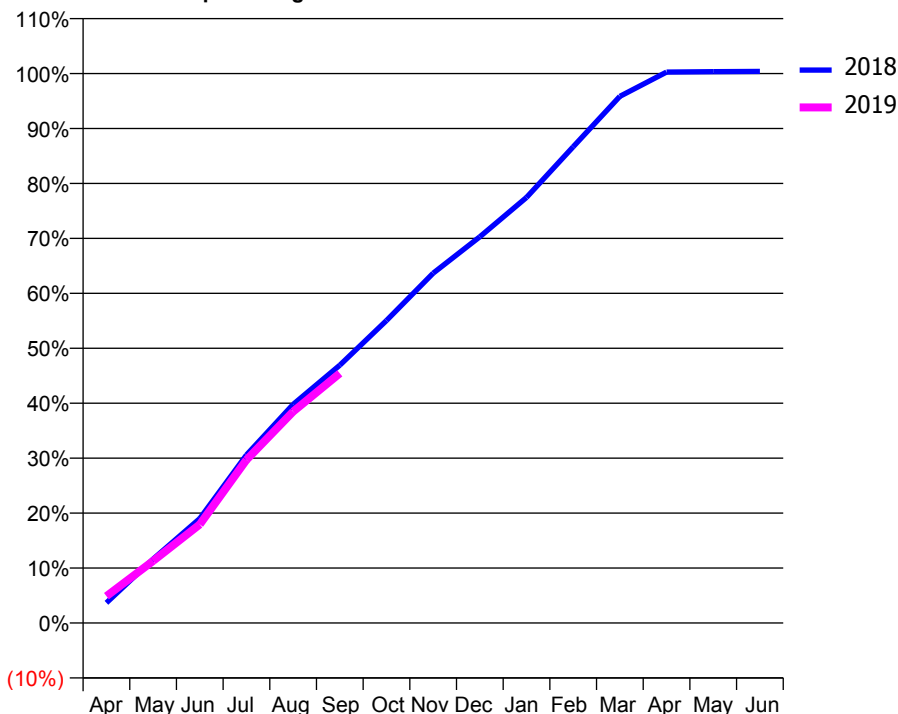
### ACCESS\*

Patients seen in 24 months	Total	Change since previous quarter
Quarter ending September 2017	6,806	
Quarter ending December 2017	6,776	→
Quarter ending March 2018	6,712	→
Quarter ending June 2018	6,665	→
Quarter ending September 2018	6,736	→
<b>Variance since September 2017</b>	<b>(1.0%)</b>	<b>↓</b>



### ACTIVITY

Cumulative percentage of contracted UDA delivered 2018 & 2019



Adjusted Scheduled Activity (UDA)

Month	2018	2019
April	675	899
May	2,135	2,076
June	3,492	3,295
July	5,620	5,452
August	7,309	7,067
September	8,620	8,347
October	10,111	
November	11,693	
December	12,911	
January	14,223	
February	15,917	
March	17,605	
April	18,413	
May	18,430	
June	18,437	

### QUALITY

	Quantity	Base Number	Contract	AT	Region	England
% of FP17s for the same patient ID Re-attending within 3 months - Children	101	1,572	6.4%	10.7%	11.4%	11.6%
% of FP17s for the same patient ID Re-attending within 3 months - Adults	447	3,614	12.4%	14.5%	15.0%	15.5%
% of FP17s for the same patient ID Re-attending between 3 & 9 months - Children	1,051	1,572	66.9%	58.0%	59.9%	58.8%
% of FP17s for the same patient ID Re-attending between 3 & 9 months - Adults	2,158	3,614	59.7%	48.8%	52.0%	51.1%
% of FP17s for Band 1 Urgent Courses	348	4,800	7.2%	8.7%	8.0%	9.0%
% of FP17s Relating to Free Repair or Replacements	24	4,800	0.5%	0.7%	0.8%	0.8%
% of FP17s Relating to Continuations	3	4,800	0.1%	0.8%	0.9%	0.9%
% of Patients satisfied with the dentistry they have received	2	2	N/A	94.2%	93.5%	93.3%
% of Patients satisfied with the time they had to wait for an appointment	2	2	N/A	87.2%	89.1%	88.9%

\* This is based on patients treated on this contract for their most recent course of treatment. Figures in italics indicate the base number of FP17s or Patient Questionnaire responses are less than 100. N/A is shown where the base number of responses is less than 10 during the period. % is calculated as Quantity/Base number\*100

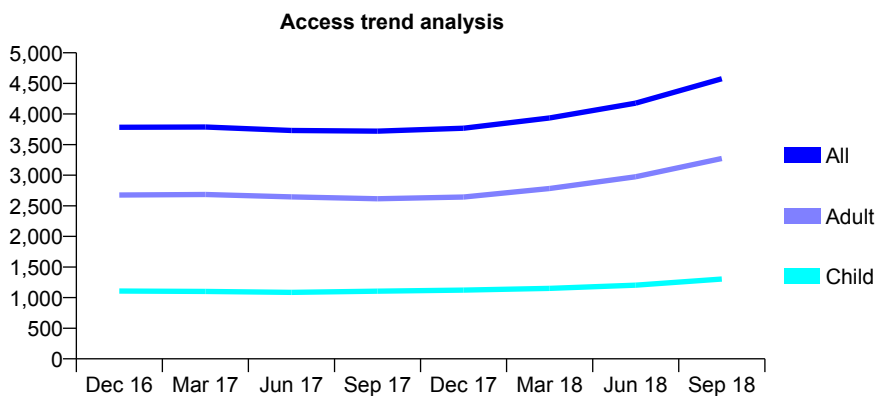
## Q58 - Vital Signs At a Glance Contract Report for 187402/0001 - September 2018

Name or company name	Seshagiri Rao Porumamilla
Contract type name	GDS Contract
Purpose of contract	General
Contract start date	01/10/2011
Contract end date	

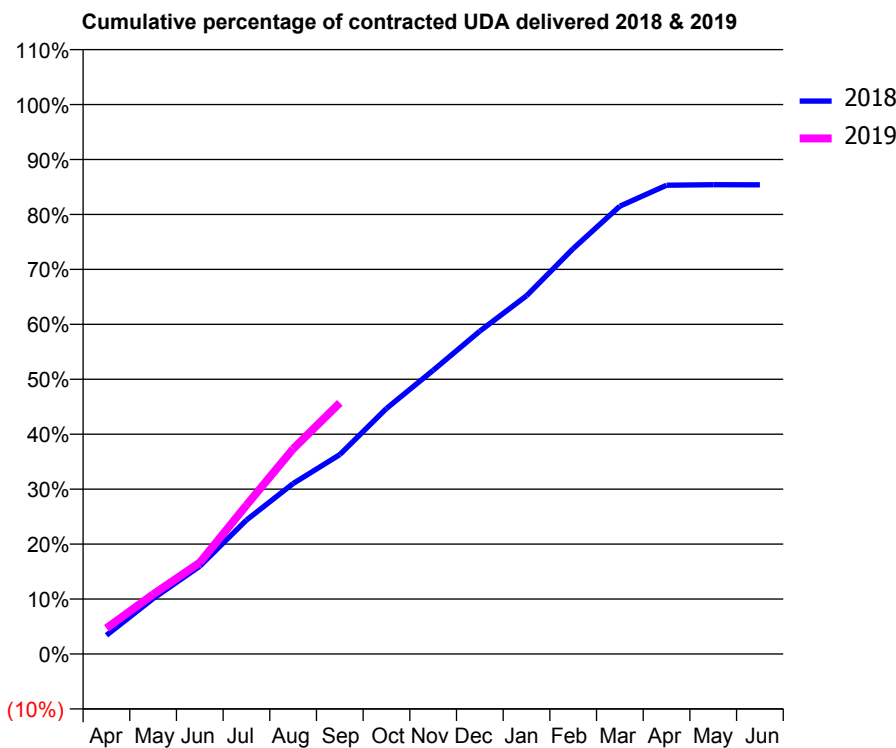
18/19 Contracted general activity (UDA)	14,324
Carry forward general activity (UDA)	0
18/19 Contracted orthodontic activity (UOA)	0
Carry forward orthodontic activity (UOA)	0
Baseline contract value	£377,933.12

### ACCESS\*

Patients seen in 24 months	Total	Change since previous quarter
Quarter ending September 2017	3,720	
Quarter ending December 2017	3,767	→
Quarter ending March 2018	3,935	↑
Quarter ending June 2018	4,177	↑
Quarter ending September 2018	4,577	↑
<b>Variance since September 2017</b>	<b>23.0%</b>	<b>↑</b>



### ACTIVITY



Adjusted Scheduled Activity (UDA)		
Month	2018	2019
April	488	671
May	1,443	1,554
June	2,290	2,384
July	3,493	3,879
August	4,445	5,349
September	5,198	6,549
October	6,401	
November	7,395	
December	8,418	
January	9,339	
February	10,569	
March	11,675	
April	12,222	
May	12,233	
June	12,232	

### QUALITY

	Quantity	Base Number	Contract	AT	Region	England
% of FP17s for the same patient ID Re-attending within 3 months - Children	56	978	5.7%	10.7%	11.4%	11.6%
% of FP17s for the same patient ID Re-attending within 3 months - Adults	320	2,470	13.0%	14.5%	15.0%	15.5%
% of FP17s for the same patient ID Re-attending between 3 & 9 months - Children	439	978	44.9%	58.0%	59.9%	58.8%
% of FP17s for the same patient ID Re-attending between 3 & 9 months - Adults	980	2,470	39.7%	48.8%	52.0%	51.1%
% of FP17s for Band 1 Urgent Courses	343	3,230	10.6%	8.7%	8.0%	9.0%
% of FP17s Relating to Free Repair or Replacements	10	3,230	0.3%	0.7%	0.8%	0.8%
% of FP17s Relating to Continuations	1	3,230	0.0%	0.8%	0.9%	0.9%
% of Patients satisfied with the dentistry they have received	5	6	N/A	94.2%	93.5%	93.3%
% of Patients satisfied with the time they had to wait for an appointment	6	6	N/A	87.2%	89.1%	88.9%

\* This is based on patients treated on this contract for their most recent course of treatment. Figures in italics indicate the base number of FP17s or Patient Questionnaire responses are less than 100. N/A is shown where the base number of responses is less than 10 during the period. % is calculated as Quantity/Base number\*100

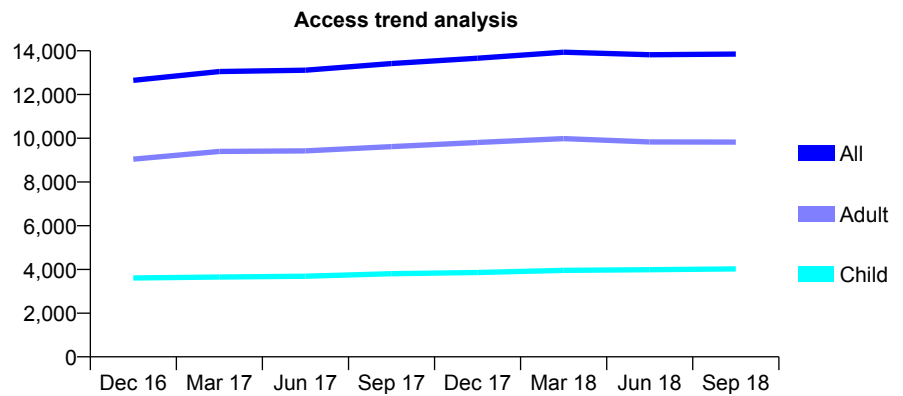
## Q58 - Vital Signs At a Glance Contract Report for 187402/0003 - September 2018

Name or company name	Moopen Dental Care
Contract type name	GDS Contract
Purpose of contract	General and Orthodontic
Contract start date	01/02/2015
Contract end date	

18/19 Contracted general activity (UDA)	44,871
Carry forward general activity (UDA)	0
18/19 Contracted orthodontic activity (UOA)	2,926
Carry forward orthodontic activity (UOA)	0
Baseline contract value	£1,414,517.63

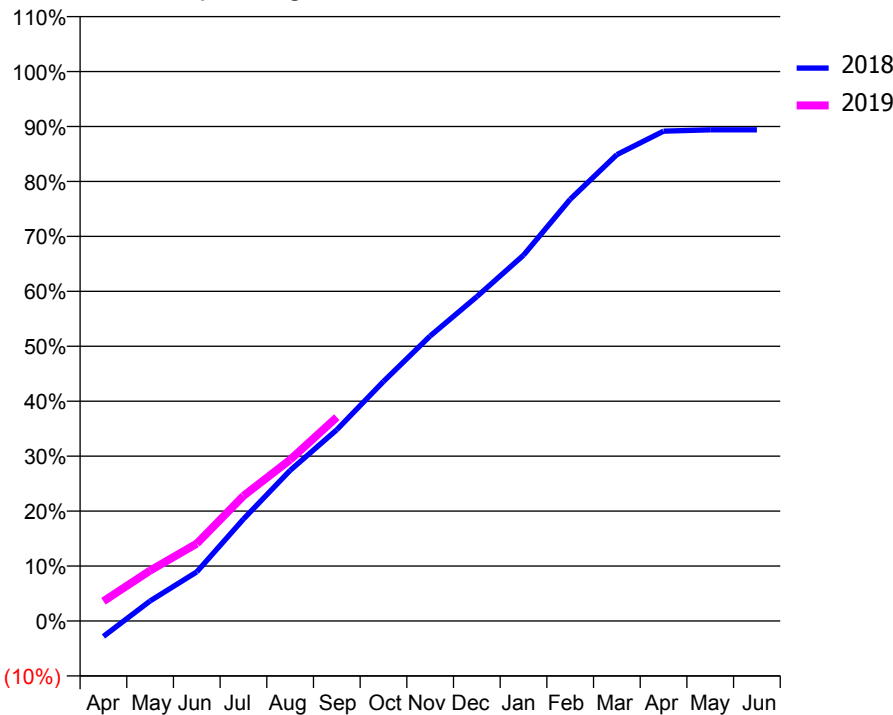
### ACCESS\*

Patients seen in 24 months	Total	Change since previous quarter
Quarter ending September 2017	13,419	
Quarter ending December 2017	13,662	→
Quarter ending March 2018	13,937	↑
Quarter ending June 2018	13,817	→
Quarter ending September 2018	13,850	→
<b>Variance since September 2017</b>	<b>3.2%</b>	<b>↑</b>



### ACTIVITY

Cumulative percentage of contracted UDA delivered 2018 & 2019



Month	Adjusted Scheduled Activity (UDA)	
	2018	2019
April	-1,271	1,617
May	1,635	4,125
June	4,011	6,321
July	8,328	10,217
August	12,300	13,166
September	15,622	16,649
October	19,562	
November	23,279	
December	26,485	
January	29,874	
February	34,436	
March	38,080	
April	40,002	
May	40,114	
June	40,114	

### QUALITY

	Quantity	Base Number	Contract	AT	Region	England
% of FP17s for the same patient ID Re-attending within 3 months - Children	377	2,637	14.3%	10.7%	11.4%	11.6%
% of FP17s for the same patient ID Re-attending within 3 months - Adults	628	4,930	12.7%	14.5%	15.0%	15.5%
% of FP17s for the same patient ID Re-attending between 3 & 9 months - Children	1,222	2,637	46.3%	58.0%	59.9%	58.8%
% of FP17s for the same patient ID Re-attending between 3 & 9 months - Adults	2,213	4,930	44.9%	48.8%	52.0%	51.1%
% of FP17s for Band 1 Urgent Courses	516	6,714	7.7%	8.7%	8.0%	9.0%
% of FP17s Relating to Free Repair or Replacements	105	6,714	1.6%	0.7%	0.8%	0.8%
% of FP17s Relating to Continuations	23	6,714	0.3%	0.8%	0.9%	0.9%
% of Patients satisfied with the dentistry they have received	6	7	N/A	94.2%	93.5%	93.3%
% of Patients satisfied with the time they had to wait for an appointment	5	7	N/A	87.2%	89.1%	88.9%

\* This is based on patients treated on this contract for their most recent course of treatment. Figures in italics indicate the base number of FP17s or Patient Questionnaire responses are less than 100. N/A is shown where the base number of responses is less than 10 during the period. % is calculated as Quantity/Base number\*100

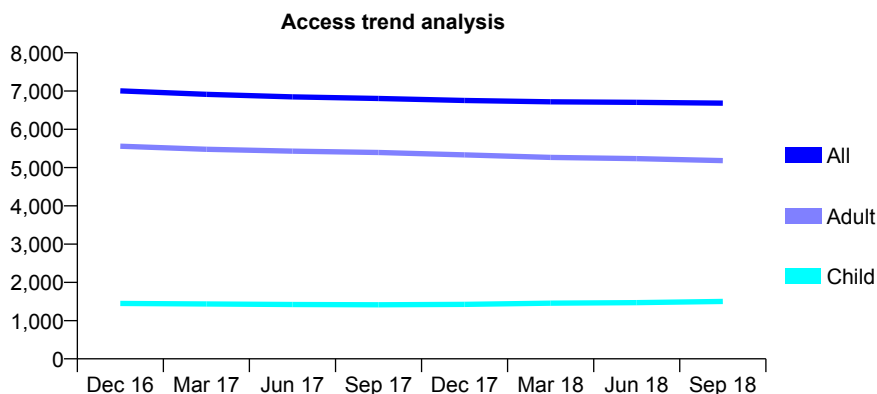
## Q58 - Vital Signs At a Glance Contract Report for 187550/0001 - September 2018

Name or company name	Alexander House Dental Practice
Contract type name	GDS Contract
Purpose of contract	General
Contract start date	01/01/2011
Contract end date	

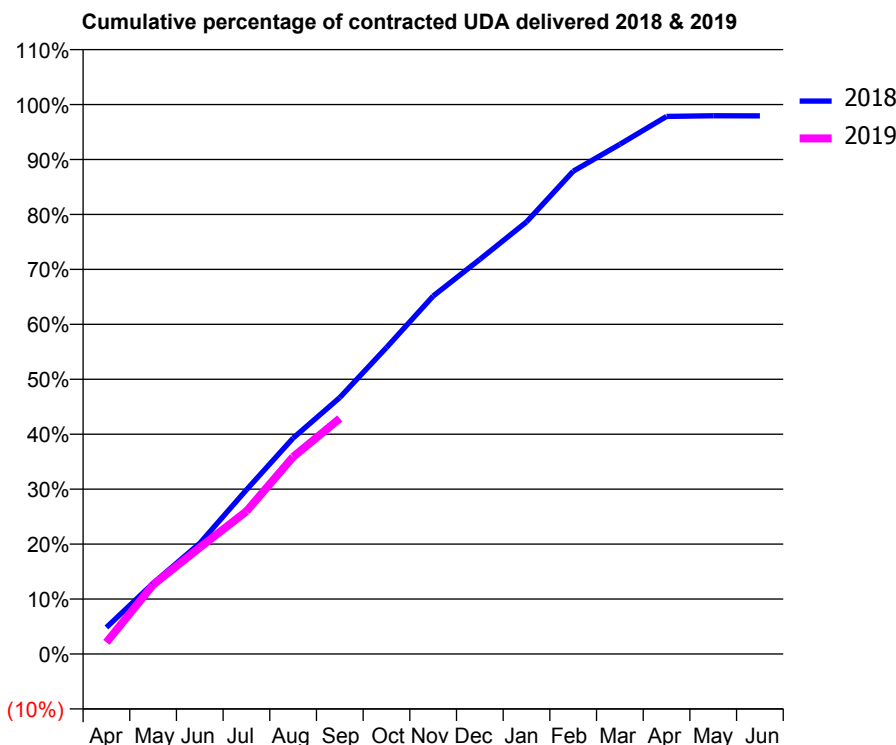
18/19 Contracted general activity (UDA)	16,000
Carry forward general activity (UDA)	0
18/19 Contracted orthodontic activity (UOA)	0
Carry forward orthodontic activity (UOA)	0
Baseline contract value	£412,815.90

### ACCESS\*

Patients seen in 24 months	Total	Change since previous quarter
Quarter ending September 2017	6,806	
Quarter ending December 2017	6,755	→
Quarter ending March 2018	6,719	→
Quarter ending June 2018	6,706	→
Quarter ending September 2018	6,683	→
<b>Variance since September 2017</b>	<b>(1.8%)</b>	<b>↓</b>



### ACTIVITY



Month	Adjusted Scheduled Activity (UDA)	
	2018	2019
April	773	341
May	2,061	2,016
June	3,224	3,100
July	4,781	4,157
August	6,286	5,741
September	7,469	6,857
October	8,926	
November	10,424	
December	11,492	
January	12,583	
February	14,057	
March	14,841	
April	15,652	
May	15,672	
June	15,669	

### QUALITY

	Quantity	Base Number	Contract	AT	Region	England
% of FP17s for the same patient ID Re-attending within 3 months - Children	58	1,252	4.6%	10.7%	11.4%	11.6%
% of FP17s for the same patient ID Re-attending within 3 months - Adults	378	3,632	10.4%	14.5%	15.0%	15.5%
% of FP17s for the same patient ID Re-attending between 3 & 9 months - Children	849	1,252	67.8%	58.0%	59.9%	58.8%
% of FP17s for the same patient ID Re-attending between 3 & 9 months - Adults	2,192	3,632	60.4%	48.8%	52.0%	51.1%
% of FP17s for Band 1 Urgent Courses	360	4,369	8.2%	8.7%	8.0%	9.0%
% of FP17s Relating to Free Repair or Replacements	33	4,369	0.8%	0.7%	0.8%	0.8%
% of FP17s Relating to Continuations	12	4,369	0.3%	0.8%	0.9%	0.9%
% of Patients satisfied with the dentistry they have received	1	1	N/A	94.2%	93.5%	93.3%
% of Patients satisfied with the time they had to wait for an appointment	1	1	N/A	87.2%	89.1%	88.9%

\* This is based on patients treated on this contract for their most recent course of treatment. Figures in italics indicate the base number of FP17s or Patient Questionnaire responses are less than 100. N/A is shown where the base number of responses is less than 10 during the period. % is calculated as Quantity/Base number\*100

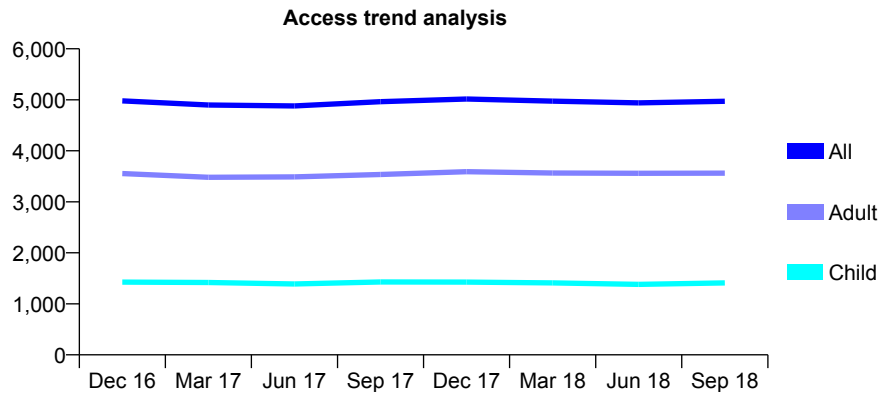
## Q58 - Vital Signs At a Glance Contract Report for 188662/0001 - September 2018

Name or company name	Ashwell Dental Surgery Limited
Contract type name	GDS Contract
Purpose of contract	General
Contract start date	01/04/2010
Contract end date	

18/19 Contracted general activity (UDA)	11,432
Carry forward general activity (UDA)	0
18/19 Contracted orthodontic activity (UOA)	0
Carry forward orthodontic activity (UOA)	0
Baseline contract value	£298,682.42

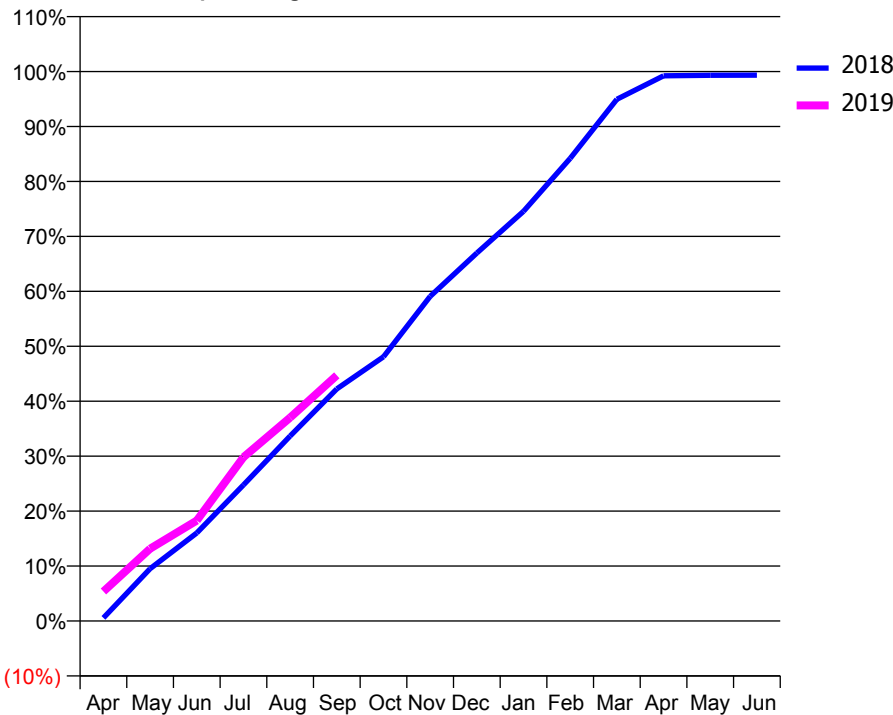
### ACCESS\*

Patients seen in 24 months	Total	Change since previous quarter
Quarter ending September 2017	4,964	
Quarter ending December 2017	5,016	→
Quarter ending March 2018	4,975	→
Quarter ending June 2018	4,941	→
Quarter ending September 2018	4,972	→
<b>Variance since September 2017</b>	<b>0.2%</b>	<b>→</b>



### ACTIVITY

Cumulative percentage of contracted UDA delivered 2018 & 2019



Month	Adjusted Scheduled Activity (UDA)	
	2018	2019
April	66	614
May	1,090	1,505
June	1,832	2,091
July	2,832	3,409
August	3,848	4,232
September	4,827	5,110
October	5,498	
November	6,755	
December	7,656	
January	8,525	
February	9,624	
March	10,854	
April	11,342	
May	11,354	
June	11,355	

### QUALITY

	Quantity	Base Number	Contract	AT	Region	England
% of FP17s for the same patient ID Re-attending within 3 months - Children	64	1,103	5.8%	10.7%	11.4%	11.6%
% of FP17s for the same patient ID Re-attending within 3 months - Adults	296	2,399	12.3%	14.5%	15.0%	15.5%
% of FP17s for the same patient ID Re-attending between 3 & 9 months - Children	636	1,103	57.7%	58.0%	59.9%	58.8%
% of FP17s for the same patient ID Re-attending between 3 & 9 months - Adults	1,156	2,399	48.2%	48.8%	52.0%	51.1%
% of FP17s for Band 1 Urgent Courses	257	3,248	7.9%	8.7%	8.0%	9.0%
% of FP17s Relating to Free Repair or Replacements	35	3,248	1.1%	0.7%	0.8%	0.8%
% of FP17s Relating to Continuations	18	3,248	0.6%	0.8%	0.9%	0.9%
% of Patients satisfied with the dentistry they have received	0	0	N/A	94.2%	93.5%	93.3%
% of Patients satisfied with the time they had to wait for an appointment	0	0	N/A	87.2%	89.1%	88.9%

\* This is based on patients treated on this contract for their most recent course of treatment. Figures in italics indicate the base number of FP17s or Patient Questionnaire responses are less than 100. N/A is shown where the base number of responses is less than 10 during the period. % is calculated as Quantity/Base number\*100

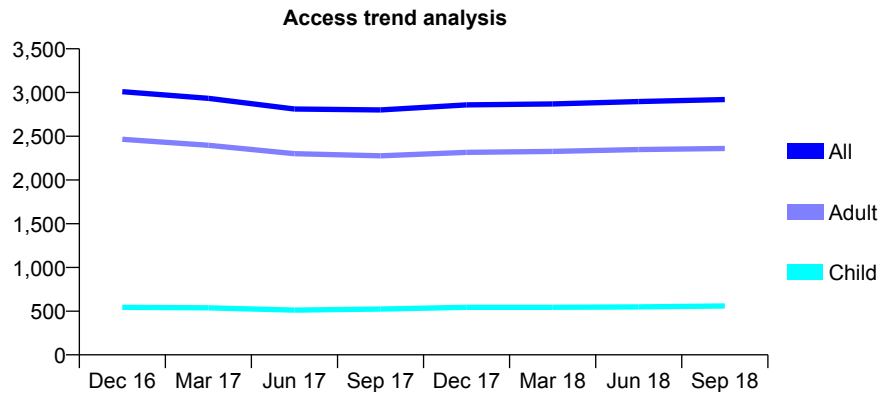
## Q58 - Vital Signs At a Glance Contract Report for 192961/0002 - September 2018

Name or company name	Mrs P Hadj-Bagheri, Mr M Eyrumlu and Mr
Contract type name	GDS Contract
Purpose of contract	General
Contract start date	01/12/2014
Contract end date	

18/19 Contracted general activity (UDA)	9,743
Carry forward general activity (UDA)	0
18/19 Contracted orthodontic activity (UOA)	0
Carry forward orthodontic activity (UOA)	0
Baseline contract value	£234,989.24

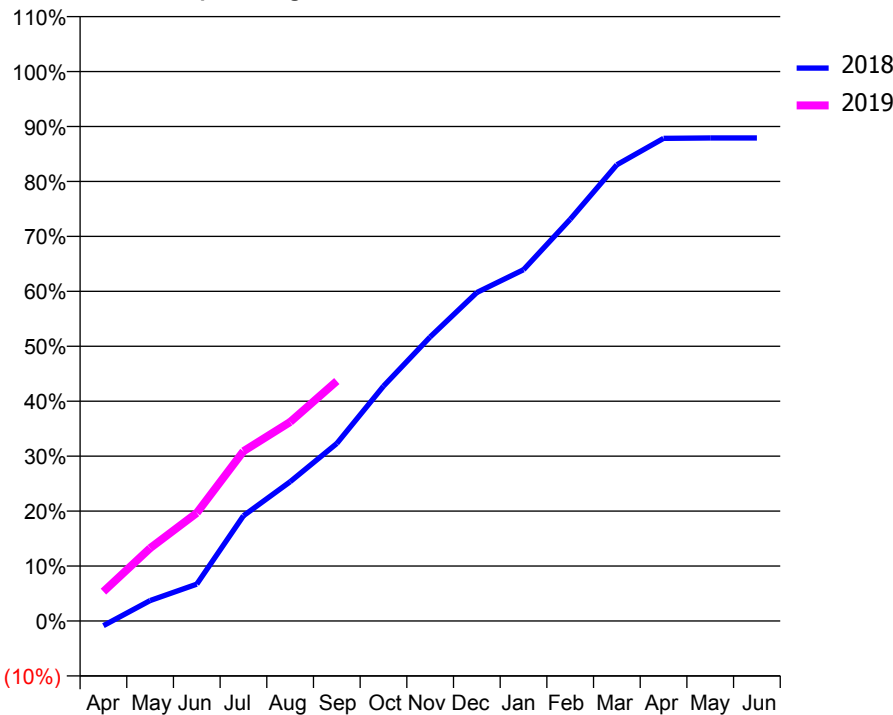
### ACCESS\*

Patients seen in 24 months	Total	Change since previous quarter
Quarter ending September 2017	2,800	
Quarter ending December 2017	2,859	↑
Quarter ending March 2018	2,869	→
Quarter ending June 2018	2,897	→
Quarter ending September 2018	2,919	→
<b>Variance since September 2017</b>	<b>4.3%</b>	<b>↑</b>



### ACTIVITY

Cumulative percentage of contracted UDA delivered 2018 & 2019



Month	Adjusted Scheduled Activity (UDA)	
	2018	2019
April	-83	520
May	362	1,292
June	654	1,917
July	1,866	3,010
August	2,470	3,528
September	3,149	4,254
October	4,164	
November	5,037	
December	5,825	
January	6,228	
February	7,122	
March	8,090	
April	8,559	
May	8,565	
June	8,565	

### QUALITY

	Quantity	Base Number	Contract	AT	Region	England
% of FP17s for the same patient ID Re-attending within 3 months - Children	27	452	6.0%	10.7%	11.4%	11.6%
% of FP17s for the same patient ID Re-attending within 3 months - Adults	225	1,746	12.9%	14.5%	15.0%	15.5%
% of FP17s for the same patient ID Re-attending between 3 & 9 months - Children	245	452	54.2%	58.0%	59.9%	58.8%
% of FP17s for the same patient ID Re-attending between 3 & 9 months - Adults	1,078	1,746	61.7%	48.8%	52.0%	51.1%
% of FP17s for Band 1 Urgent Courses	66	1,949	3.4%	8.7%	8.0%	9.0%
% of FP17s Relating to Free Repair or Replacements	27	1,949	1.4%	0.7%	0.8%	0.8%
% of FP17s Relating to Continuations	76	1,949	3.9%	0.8%	0.9%	0.9%
% of Patients satisfied with the dentistry they have received	0	0	N/A	94.2%	93.5%	93.3%
% of Patients satisfied with the time they had to wait for an appointment	0	0	N/A	87.2%	89.1%	88.9%

\* This is based on patients treated on this contract for their most recent course of treatment. Figures in italics indicate the base number of FP17s or Patient Questionnaire responses are less than 100. N/A is shown where the base number of responses is less than 10 during the period. % is calculated as Quantity/Base number\*100

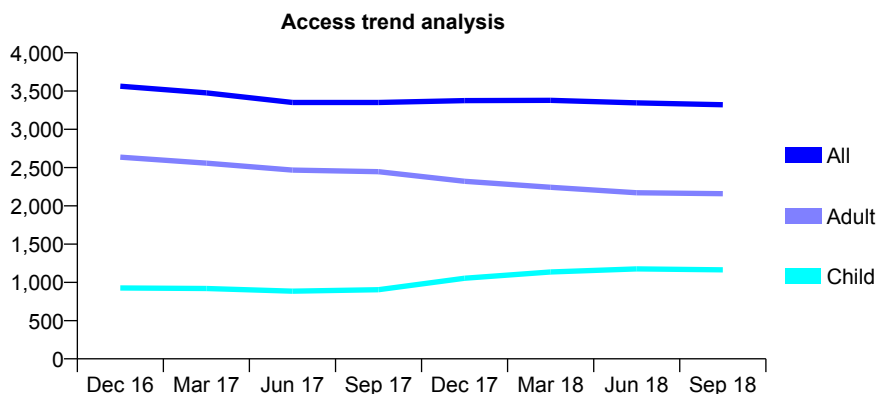
## Q58 - Vital Signs At a Glance Contract Report for 193534/0001 - September 2018

Name or company name	Community Dental Services CIC
Contract type name	Pilot Contract
Purpose of contract	General
Contract start date	01/04/2011
Contract end date	31/03/2021

18/19 Contracted general activity (UDA)	13,170
Carry forward general activity (UDA)	0
18/19 Contracted orthodontic activity (UOA)	0
Carry forward orthodontic activity (UOA)	0
Baseline contract value	£364,461.94

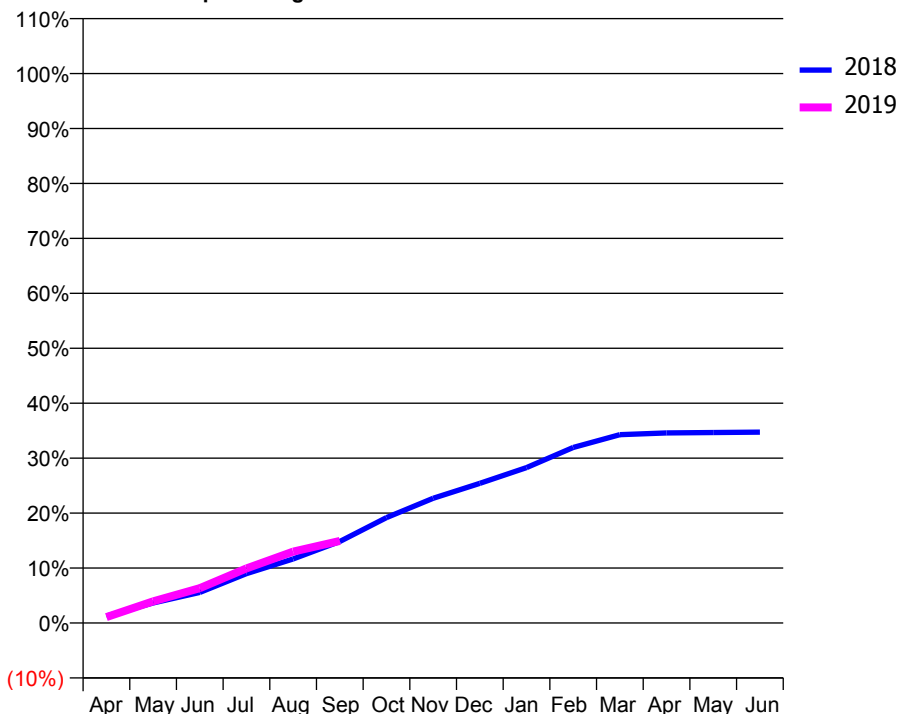
### ACCESS\*

Patients seen in 24 months	Total	Change since previous quarter
Quarter ending September 2017	3,351	
Quarter ending December 2017	3,375	→
Quarter ending March 2018	3,378	→
Quarter ending June 2018	3,345	→
Quarter ending September 2018	3,321	→
<b>Variance since September 2017</b>	<b>(0.9%)</b>	→



### ACTIVITY

Cumulative percentage of contracted UDA delivered 2018 & 2019



Month	Adjusted Scheduled Activity (UDA)	
	2018	2019
April	169	143
May	480	521
June	733	836
July	1,184	1,310
August	1,535	1,713
September	1,954	1,968
October	2,525	
November	2,989	
December	3,347	
January	3,724	
February	4,206	
March	4,513	
April	4,555	
May	4,567	
June	4,575	

### QUALITY

	Quantity	Base Number	Contract	AT	Region	England
% of FP17s for the same patient ID Re-attending within 3 months - Children	23	664	3.5%	10.7%	11.4%	11.6%
% of FP17s for the same patient ID Re-attending within 3 months - Adults	86	1,055	8.2%	14.5%	15.0%	15.5%
% of FP17s for the same patient ID Re-attending between 3 & 9 months - Children	242	664	36.4%	58.0%	59.9%	58.8%
% of FP17s for the same patient ID Re-attending between 3 & 9 months - Adults	303	1,055	28.7%	48.8%	52.0%	51.1%
% of FP17s for Band 1 Urgent Courses	175	1,085	16.1%	8.7%	8.0%	9.0%
% of FP17s Relating to Free Repair or Replacements	4	1,085	0.4%	0.7%	0.8%	0.8%
% of FP17s Relating to Continuations	11	1,085	1.0%	0.8%	0.9%	0.9%
% of Patients satisfied with the dentistry they have received	1	1	N/A	94.2%	93.5%	93.3%
% of Patients satisfied with the time they had to wait for an appointment	1	1	N/A	87.2%	89.1%	88.9%

\* This is based on patients treated on this contract for their most recent course of treatment. Figures in italics indicate the base number of FP17s or Patient Questionnaire responses are less than 100. N/A is shown where the base number of responses is less than 10 during the period. % is calculated as Quantity/Base number\*100

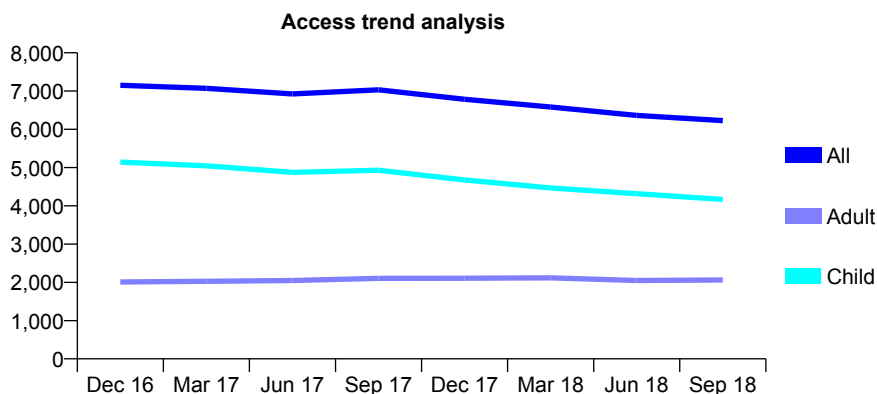
## Q58 - Vital Signs At a Glance Contract Report for 193534/0002 - September 2018

Name or company name	Community Dental Services CIC
Contract type name	PDS Contract
Purpose of contract	General
Contract start date	01/04/2011
Contract end date	31/03/2021

18/19 Contracted general activity (UDA)	18,917
Carry forward general activity (UDA)	0
18/19 Contracted orthodontic activity (UOA)	0
Carry forward orthodontic activity (UOA)	0
Baseline contract value	£2,355,637.47

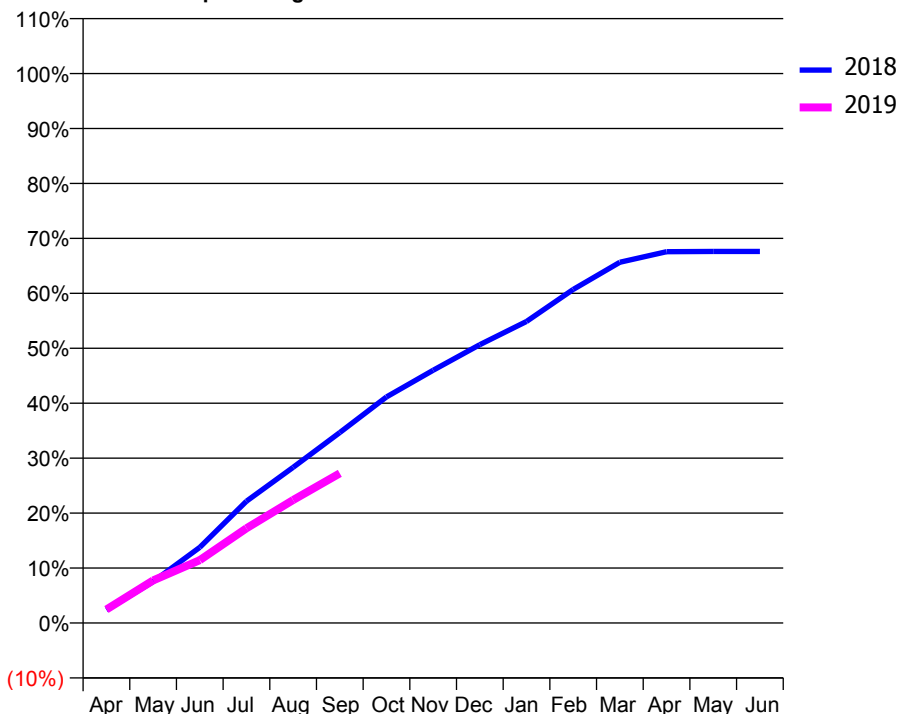
### ACCESS\*

Patients seen in 24 months	Total	Change since previous quarter
Quarter ending September 2017	7,033	
Quarter ending December 2017	6,784	↓
Quarter ending March 2018	6,582	↓
Quarter ending June 2018	6,364	↓
Quarter ending September 2018	6,229	↓
<b>Variance since September 2017</b>	<b>(11.4%)</b>	<b>↓</b>



### ACTIVITY

Cumulative percentage of contracted UDA delivered 2018 & 2019



Adjusted Scheduled Activity (UDA)

Month	2018	2019
April	451	464
May	1,425	1,467
June	2,603	2,165
July	4,192	3,261
August	5,361	4,236
September	6,556	5,154
October	7,783	
November	8,701	
December	9,581	
January	10,380	
February	11,483	
March	12,418	
April	12,781	
May	12,793	
June	12,793	

### QUALITY

	Quantity	Base Number	Contract	AT	Region	England
% of FP17s for the same patient ID Re-attending within 3 months - Children	361	2,948	12.2%	10.7%	11.4%	11.6%
% of FP17s for the same patient ID Re-attending within 3 months - Adults	108	1,047	10.3%	14.5%	15.0%	15.5%
% of FP17s for the same patient ID Re-attending between 3 & 9 months - Children	1,208	2,948	41.0%	58.0%	59.9%	58.8%
% of FP17s for the same patient ID Re-attending between 3 & 9 months - Adults	343	1,047	32.8%	48.8%	52.0%	51.1%
% of FP17s for Band 1 Urgent Courses	121	3,295	3.7%	8.7%	8.0%	9.0%
% of FP17s Relating to Free Repair or Replacements	1	3,295	0.0%	0.7%	0.8%	0.8%
% of FP17s Relating to Continuations	144	3,295	4.4%	0.8%	0.9%	0.9%
% of Patients satisfied with the dentistry they have received	1	2	N/A	94.2%	93.5%	93.3%
% of Patients satisfied with the time they had to wait for an appointment	1	2	N/A	87.2%	89.1%	88.9%

\* This is based on patients treated on this contract for their most recent course of treatment. Figures in italics indicate the base number of FP17s or Patient Questionnaire responses are less than 100. N/A is shown where the base number of responses is less than 10 during the period. % is calculated as Quantity/Base number\*100



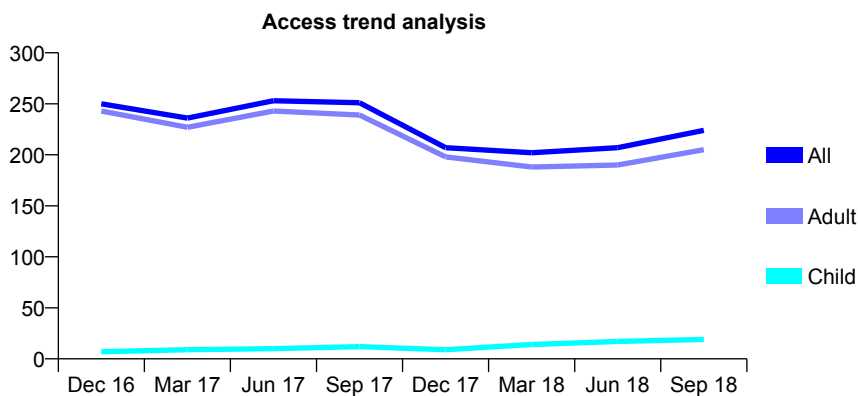
## Q58 - Vital Signs At a Glance Contract Report for 193534/0003 - September 2018

Name or company name	Community Dental Services CIC
Contract type name	PDS Contract
Purpose of contract	General
Contract start date	01/04/2011
Contract end date	31/03/2021

18/19 Contracted general activity (UDA)	1,090
Carry forward general activity (UDA)	0
18/19 Contracted orthodontic activity (UOA)	0
Carry forward orthodontic activity (UOA)	0
Baseline contract value	£148,120.60

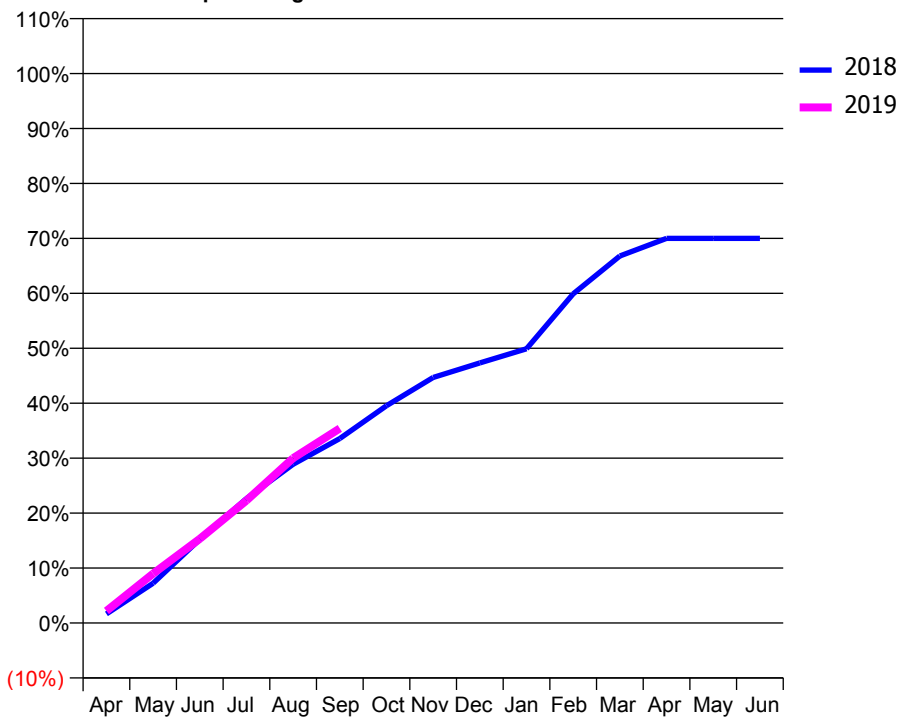
### ACCESS\*

Patients seen in 24 months	Total	Change since previous quarter
Quarter ending September 2017	251	
Quarter ending December 2017	207	↓
Quarter ending March 2018	202	↓
Quarter ending June 2018	207	↑
Quarter ending September 2018	224	↑
<b>Variance since September 2017</b>	<b>(10.8%)</b>	<b>↓</b>



### ACTIVITY

Cumulative percentage of contracted UDA delivered 2018 & 2019



Month	Adjusted Scheduled Activity (UDA)	
	2018	2019
April	18	24
May	79	98
June	166	167
July	247	243
August	315	327
September	366	386
October	431	
November	487	
December	516	
January	544	
February	653	
March	728	
April	763	
May	763	
June	763	

### QUALITY

	Quantity	Base Number	Contract	AT	Region	England
% of FP17s for the same patient ID Re-attending within 3 months - Children	1	17	5.9%	10.7%	11.4%	11.6%
% of FP17s for the same patient ID Re-attending within 3 months - Adults	0	148	0.0%	14.5%	15.0%	15.5%
% of FP17s for the same patient ID Re-attending between 3 & 9 months - Children	1	17	5.9%	58.0%	59.9%	58.8%
% of FP17s for the same patient ID Re-attending between 3 & 9 months - Adults	3	148	2.0%	48.8%	52.0%	51.1%
% of FP17s for Band 1 Urgent Courses	0	152	0.0%	8.7%	8.0%	9.0%
% of FP17s Relating to Free Repair or Replacements	0	152	0.0%	0.7%	0.8%	0.8%
% of FP17s Relating to Continuations	0	152	0.0%	0.8%	0.9%	0.9%
% of Patients satisfied with the dentistry they have received	0	0	N/A	94.2%	93.5%	93.3%
% of Patients satisfied with the time they had to wait for an appointment	0	0	N/A	87.2%	89.1%	88.9%

\* This is based on patients treated on this contract for their most recent course of treatment. Figures in italics indicate the base number of FP17s or Patient Questionnaire responses are less than 100. N/A is shown where the base number of responses is less than 10 during the period. % is calculated as Quantity/Base number\*100

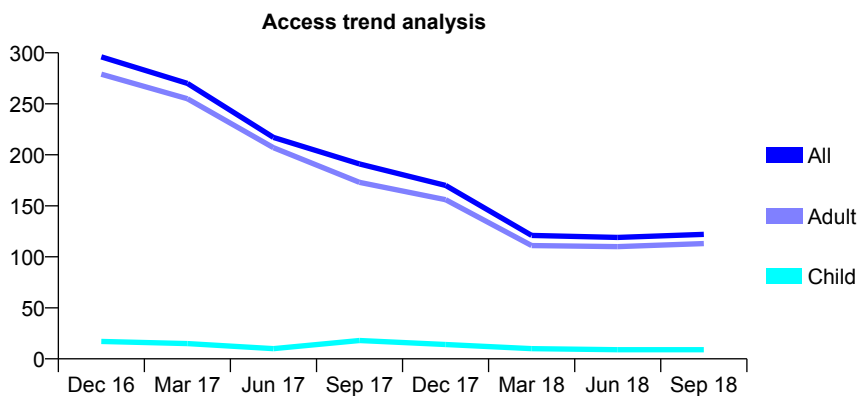
## Q58 - Vital Signs At a Glance Contract Report for 193534/0004 - September 2018

Name or company name	Community Dental Services CIC
Contract type name	PDS Contract
Purpose of contract	General
Contract start date	01/04/2011
Contract end date	31/03/2021

18/19 Contracted general activity (UDA)	740
Carry forward general activity (UDA)	0
18/19 Contracted orthodontic activity (UOA)	0
Carry forward orthodontic activity (UOA)	0
Baseline contract value	£80,509.45

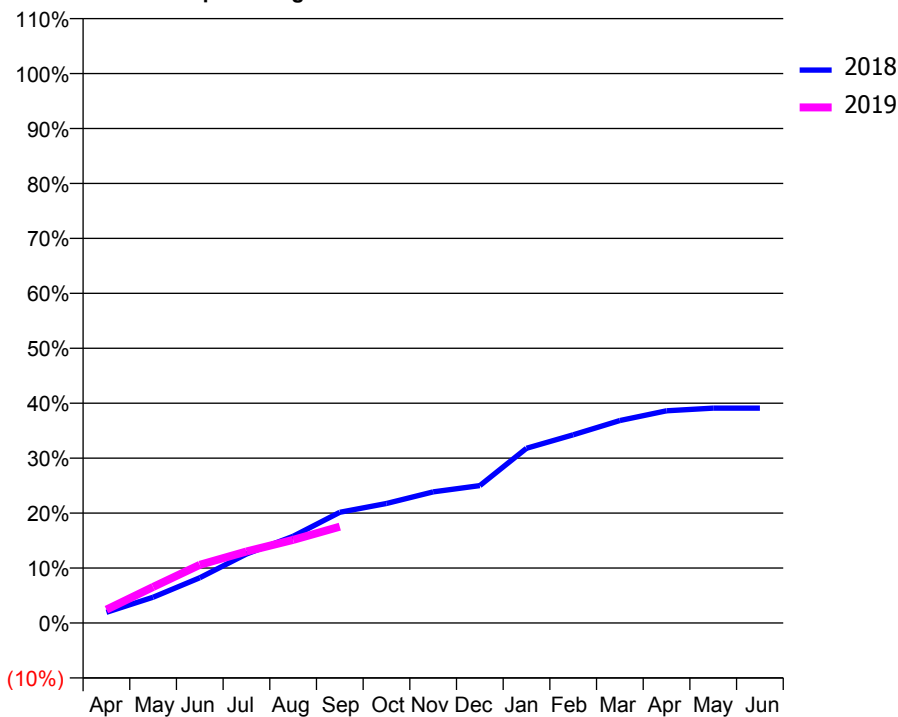
### ACCESS\*

Patients seen in 24 months	Total	Change since previous quarter
Quarter ending September 2017	191	
Quarter ending December 2017	170	↓
Quarter ending March 2018	121	↓
Quarter ending June 2018	119	↓
Quarter ending September 2018	122	↑
<b>Variance since September 2017</b>	<b>(36.1%)</b>	<b>↓</b>



### ACTIVITY

Cumulative percentage of contracted UDA delivered 2018 & 2019



Adjusted Scheduled Activity (UDA)		
Month	2018	2019
April	14	18
May	35	49
June	61	78
July	93	96
August	117	112
September	149	130
October	161	
November	177	
December	185	
January	235	
February	253	
March	273	
April	286	
May	289	
June	289	

### QUALITY

	Quantity	Base Number	Contract	AT	Region	England
% of FP17s for the same patient ID Re-attending within 3 months - Children	0	13	0.0%	10.7%	11.4%	11.6%
% of FP17s for the same patient ID Re-attending within 3 months - Adults	2	108	1.9%	14.5%	15.0%	15.5%
% of FP17s for the same patient ID Re-attending between 3 & 9 months - Children	0	13	0.0%	58.0%	59.9%	58.8%
% of FP17s for the same patient ID Re-attending between 3 & 9 months - Adults	2	108	1.9%	48.8%	52.0%	51.1%
% of FP17s for Band 1 Urgent Courses	104	107	97.2%	8.7%	8.0%	9.0%
% of FP17s Relating to Free Repair or Replacements	0	107	0.0%	0.7%	0.8%	0.8%
% of FP17s Relating to Continuations	0	107	0.0%	0.8%	0.9%	0.9%
% of Patients satisfied with the dentistry they have received	0	0	N/A	94.2%	93.5%	93.3%
% of Patients satisfied with the time they had to wait for an appointment	0	0	N/A	87.2%	89.1%	88.9%

\* This is based on patients treated on this contract for their most recent course of treatment. Figures in italics indicate the base number of FP17s or Patient Questionnaire responses are less than 100. N/A is shown where the base number of responses is less than 10 during the period. % is calculated as Quantity/Base number\*100

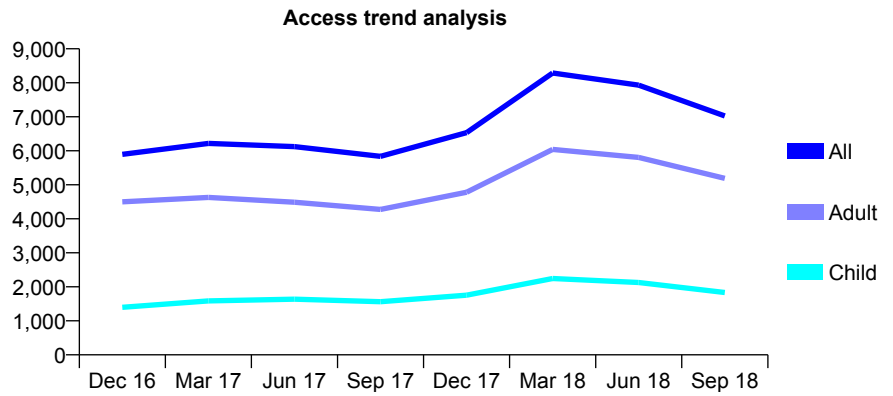
## Q58 - Vital Signs At a Glance Contract Report for 196630/0001 - September 2018

Name or company name	Cedar Road Dental Practice
Contract type name	GDS Contract
Purpose of contract	General
Contract start date	01/04/2006
Contract end date	

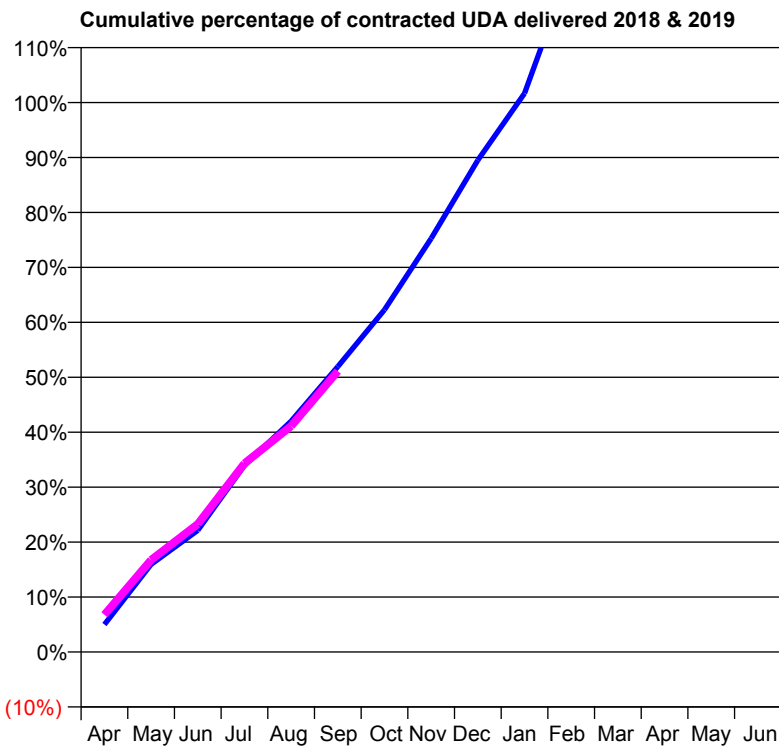
18/19 Contracted general activity (UDA)	14,190
Carry forward general activity (UDA)	0
18/19 Contracted orthodontic activity (UOA)	0
Carry forward orthodontic activity (UOA)	0
Baseline contract value	£378,408.97

### ACCESS\*

Patients seen in 24 months	Total	Change since previous quarter
Quarter ending September 2017	5,838	
Quarter ending December 2017	6,535	↑
Quarter ending March 2018	8,288	↑
Quarter ending June 2018	7,933	↓
Quarter ending September 2018	7,024	↓
<b>Variance since September 2017</b>	<b>20.3%</b>	<b>↑</b>



### ACTIVITY



Month	Adjusted Scheduled Activity (UDA)	
	2018	2019
April	710	961
May	2,263	2,378
June	3,142	3,303
July	4,818	4,872
August	5,963	5,836
September	7,370	7,254
October	8,837	
November	10,681	
December	12,701	
January	14,425	
February	17,744	
March	20,598	
April	21,767	
May	21,767	
June	21,769	

### QUALITY

	Quantity	Base Number	Contract	AT	Region	England
% of FP17s for the same patient ID Re-attending within 3 months - Children	79	1,335	5.9%	10.7%	11.4%	11.6%
% of FP17s for the same patient ID Re-attending within 3 months - Adults	353	3,277	10.8%	14.5%	15.0%	15.5%
% of FP17s for the same patient ID Re-attending between 3 & 9 months - Children	767	1,335	57.5%	58.0%	59.9%	58.8%
% of FP17s for the same patient ID Re-attending between 3 & 9 months - Adults	1,565	3,277	47.8%	48.8%	52.0%	51.1%
% of FP17s for Band 1 Urgent Courses	235	4,051	5.8%	8.7%	8.0%	9.0%
% of FP17s Relating to Free Repair or Replacements	47	4,051	1.2%	0.7%	0.8%	0.8%
% of FP17s Relating to Continuations	13	4,051	0.3%	0.8%	0.9%	0.9%
% of Patients satisfied with the dentistry they have received	2	2	N/A	94.2%	93.5%	93.3%
% of Patients satisfied with the time they had to wait for an appointment	1	2	N/A	87.2%	89.1%	88.9%

\* This is based on patients treated on this contract for their most recent course of treatment. Figures in italics indicate the base number of FP17s or Patient Questionnaire responses are less than 100. N/A is shown where the base number of responses is less than 10 during the period. % is calculated as Quantity/Base number\*100

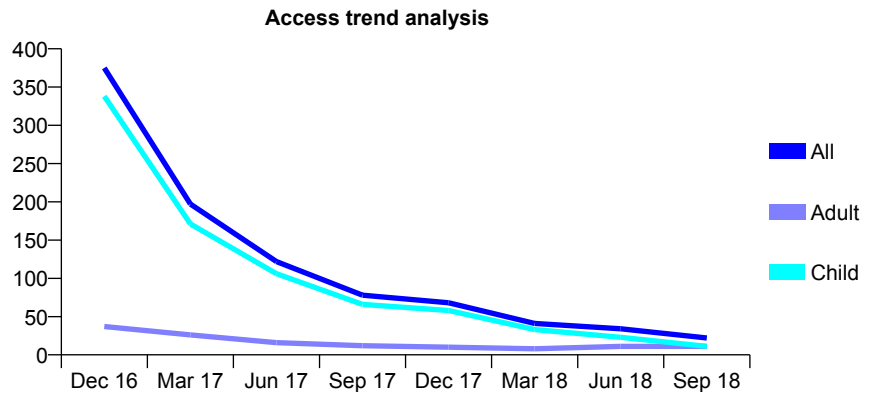
## Q58 - Vital Signs At a Glance Contract Report for 196630/0003 - September 2018

Name or company name	Cedar Road Dental Practice
Contract type name	GDS Contract
Purpose of contract	General
Contract start date	01/04/2006
Contract end date	

18/19 Contracted general activity (UDA)	2,250
Carry forward general activity (UDA)	0
18/19 Contracted orthodontic activity (UOA)	0
Carry forward orthodontic activity (UOA)	0
Baseline contract value	£83,132.73

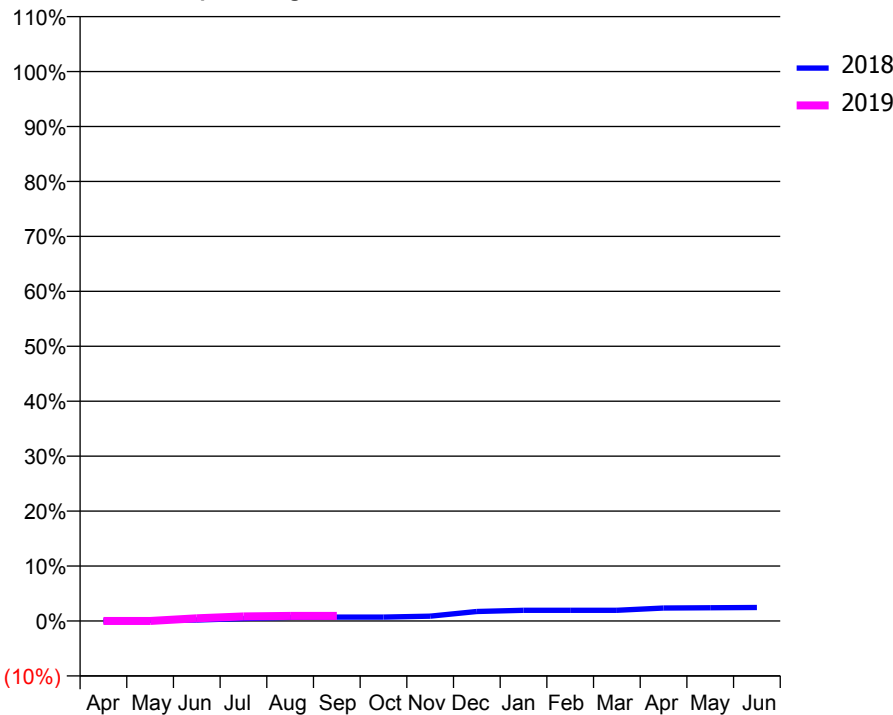
### ACCESS\*

Patients seen in 24 months	Total	Change since previous quarter
Quarter ending September 2017	78	
Quarter ending December 2017	68	↓
Quarter ending March 2018	41	↓
Quarter ending June 2018	34	↓
Quarter ending September 2018	22	↓
<b>Variance since September 2017</b>	<b>(71.8%)</b>	<b>↓</b>



### ACTIVITY

Cumulative percentage of contracted UDA delivered 2018 & 2019



Month	Adjusted Scheduled Activity (UDA)	
	2018	2019
April	0	0
May	3	0
June	4	11
July	10	19
August	15	21
September	16	21
October	16	
November	20	
December	39	
January	44	
February	44	
March	44	
April	53	
May	54	
June	55	

### QUALITY

	Quantity	Base Number	Contract	AT	Region	England
% of FP17s for the same patient ID Re-attending within 3 months - Children	1	10	10.0%	10.7%	11.4%	11.6%
% of FP17s for the same patient ID Re-attending within 3 months - Adults	0	13	0.0%	14.5%	15.0%	15.5%
% of FP17s for the same patient ID Re-attending between 3 & 9 months - Children	0	10	0.0%	58.0%	59.9%	58.8%
% of FP17s for the same patient ID Re-attending between 3 & 9 months - Adults	0	13	0.0%	48.8%	52.0%	51.1%
% of FP17s for Band 1 Urgent Courses	0	11	0.0%	8.7%	8.0%	9.0%
% of FP17s Relating to Free Repair or Replacements	0	11	0.0%	0.7%	0.8%	0.8%
% of FP17s Relating to Continuations	0	11	0.0%	0.8%	0.9%	0.9%
% of Patients satisfied with the dentistry they have received	0	0	N/A	94.2%	93.5%	93.3%
% of Patients satisfied with the time they had to wait for an appointment	0	0	N/A	87.2%	89.1%	88.9%

\* This is based on patients treated on this contract for their most recent course of treatment. Figures in italics indicate the base number of FP17s or Patient Questionnaire responses are less than 100. N/A is shown where the base number of responses is less than 10 during the period. % is calculated as Quantity/Base number\*100

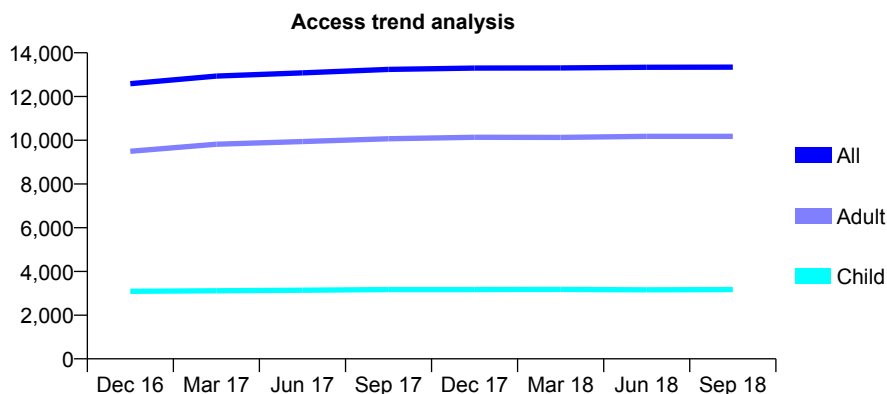
## Q58 - Vital Signs At a Glance Contract Report for 197874/0001 - September 2018

Name or company name	Oradi Ltd
Contract type name	Pilot Contract
Purpose of contract	General and Orthodontic
Contract start date	01/04/2008
Contract end date	

18/19 Contracted general activity (UDA)	47,659
Carry forward general activity (UDA)	0
18/19 Contracted orthodontic activity (UOA)	0
Carry forward orthodontic activity (UOA)	0
Baseline contract value	£1,289,915.92

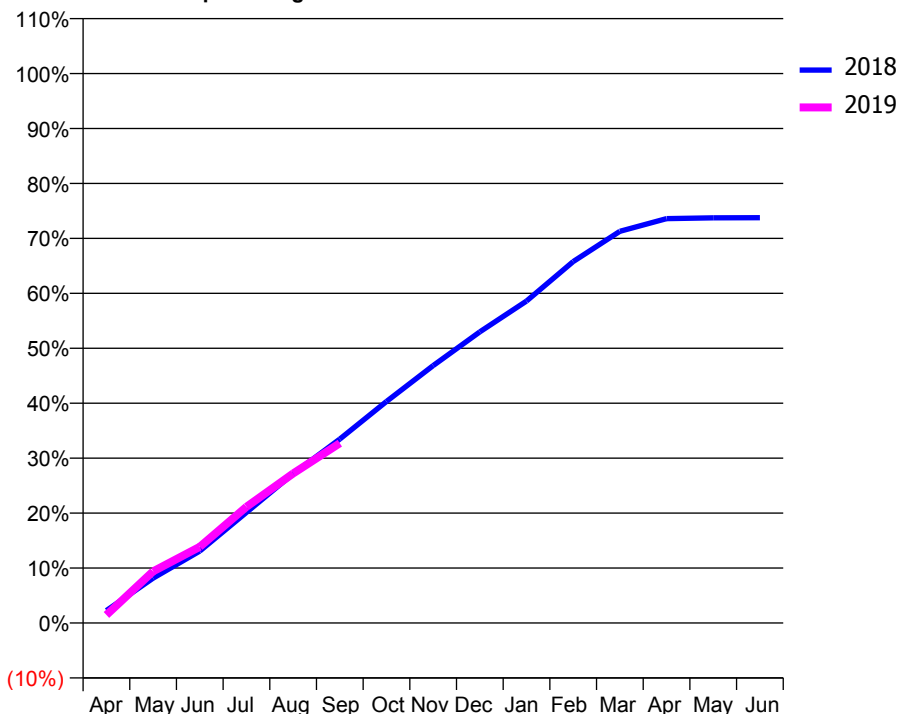
### ACCESS\*

Patients seen in 24 months	Total	Change since previous quarter
Quarter ending September 2017	13,240	
Quarter ending December 2017	13,304	→
Quarter ending March 2018	13,309	→
Quarter ending June 2018	13,338	→
Quarter ending September 2018	13,345	→
<b>Variance since September 2017</b>	<b>0.8%</b>	<b>→</b>



### ACTIVITY

Cumulative percentage of contracted UDA delivered 2018 & 2019



Month	Adjusted Scheduled Activity (UDA)	
	2018	2019
April	1,084	699
May	3,895	4,484
June	6,240	6,604
July	9,590	10,075
August	12,943	12,975
September	15,950	15,596
October	19,217	
November	22,322	
December	25,250	
January	27,922	
February	31,352	
March	33,970	
April	35,075	
May	35,144	
June	35,148	

### QUALITY

	Quantity	Base Number	Contract	AT	Region	England
% of FP17s for the same patient ID Re-attending within 3 months - Children	121	2,284	5.3%	10.7%	11.4%	11.6%
% of FP17s for the same patient ID Re-attending within 3 months - Adults	588	6,104	9.6%	14.5%	15.0%	15.5%
% of FP17s for the same patient ID Re-attending between 3 & 9 months - Children	1,266	2,284	55.4%	58.0%	59.9%	58.8%
% of FP17s for the same patient ID Re-attending between 3 & 9 months - Adults	3,006	6,104	49.2%	48.8%	52.0%	51.1%
% of FP17s for Band 1 Urgent Courses	233	7,826	3.0%	8.7%	8.0%	9.0%
% of FP17s Relating to Free Repair or Replacements	45	7,826	0.6%	0.7%	0.8%	0.8%
% of FP17s Relating to Continuations	31	7,826	0.4%	0.8%	0.9%	0.9%
% of Patients satisfied with the dentistry they have received	5	5	N/A	94.2%	93.5%	93.3%
% of Patients satisfied with the time they had to wait for an appointment	5	5	N/A	87.2%	89.1%	88.9%

\* This is based on patients treated on this contract for their most recent course of treatment. Figures in italics indicate the base number of FP17s or Patient Questionnaire responses are less than 100. N/A is shown where the base number of responses is less than 10 during the period. % is calculated as Quantity/Base number\*100

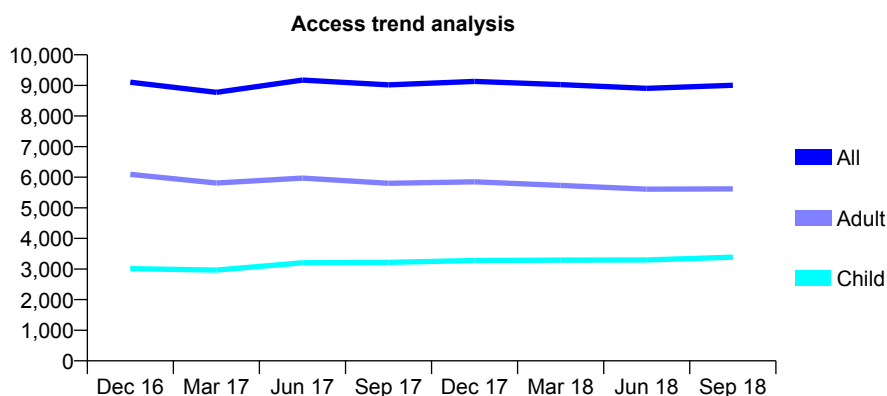
## Q58 - Vital Signs At a Glance Contract Report for 198900/0001 - September 2018

Name or company name	MARAH Limited
Contract type name	GDS Contract
Purpose of contract	General
Contract start date	01/12/2011
Contract end date	

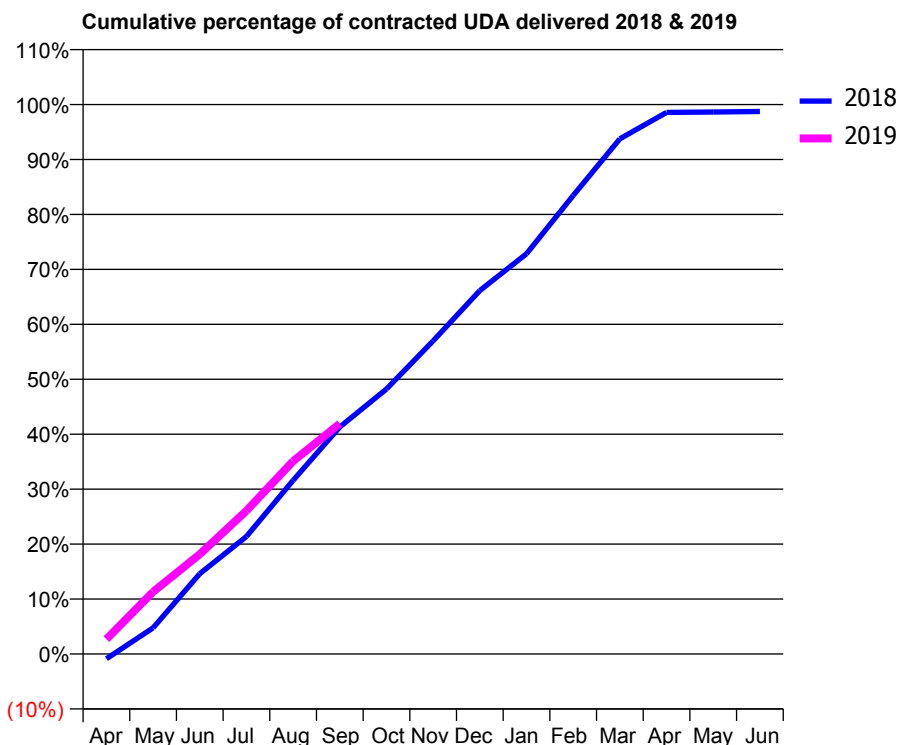
18/19 Contracted general activity (UDA)	21,838
Carry forward general activity (UDA)	0
18/19 Contracted orthodontic activity (UOA)	0
Carry forward orthodontic activity (UOA)	0
Baseline contract value	£635,481.40

### ACCESS\*

Patients seen in 24 months	Total	Change since previous quarter
Quarter ending September 2017	9,019	
Quarter ending December 2017	9,130	→
Quarter ending March 2018	9,026	↓
Quarter ending June 2018	8,905	↓
Quarter ending September 2018	9,006	→
<b>Variance since September 2017</b>	<b>(0.1%)</b>	<b>→</b>



### ACTIVITY



Month	Adjusted Scheduled Activity (UDA)	
	2018	2019
April	-191	592
May	1,041	2,475
June	3,193	3,967
July	4,674	5,694
August	6,901	7,667
September	9,020	9,152
October	10,533	
November	12,445	
December	14,446	
January	15,907	
February	18,225	
March	20,475	
April	21,524	
May	21,538	
June	21,558	

### QUALITY

	Quantity	Base Number	Contract	AT	Region	England
% of FP17s for the same patient ID Re-attending within 3 months - Children	266	2,850	9.3%	10.7%	11.4%	11.6%
% of FP17s for the same patient ID Re-attending within 3 months - Adults	414	3,112	13.3%	14.5%	15.0%	15.5%
% of FP17s for the same patient ID Re-attending between 3 & 9 months - Children	1,747	2,850	61.3%	58.0%	59.9%	58.8%
% of FP17s for the same patient ID Re-attending between 3 & 9 months - Adults	1,490	3,112	47.9%	48.8%	52.0%	51.1%
% of FP17s for Band 1 Urgent Courses	246	5,015	4.9%	8.7%	8.0%	9.0%
% of FP17s Relating to Free Repair or Replacements	17	5,015	0.3%	0.7%	0.8%	0.8%
% of FP17s Relating to Continuations	104	5,015	2.1%	0.8%	0.9%	0.9%
% of Patients satisfied with the dentistry they have received	3	3	N/A	94.2%	93.5%	93.3%
% of Patients satisfied with the time they had to wait for an appointment	2	3	N/A	87.2%	89.1%	88.9%

\* This is based on patients treated on this contract for their most recent course of treatment. Figures in italics indicate the base number of FP17s or Patient Questionnaire responses are less than 100. N/A is shown where the base number of responses is less than 10 during the period. % is calculated as Quantity/Base number\*100

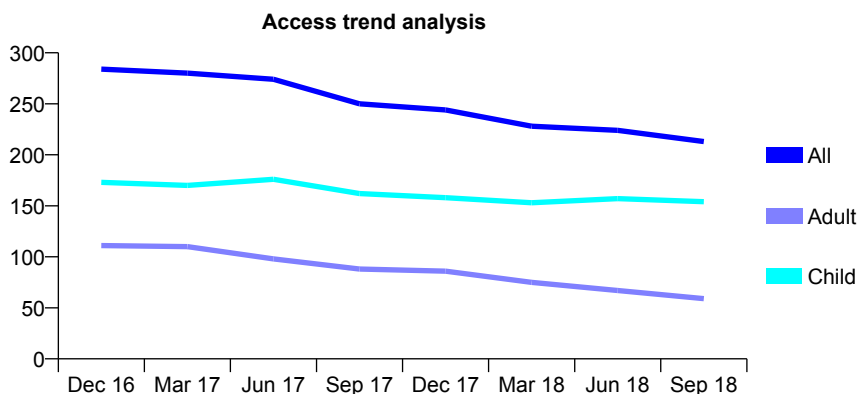
## Q58 - Vital Signs At a Glance Contract Report for 201162/0003 - September 2018

Name or company name	MR JG MCKEON
Contract type name	GDS Contract
Purpose of contract	General
Contract start date	01/04/2010
Contract end date	

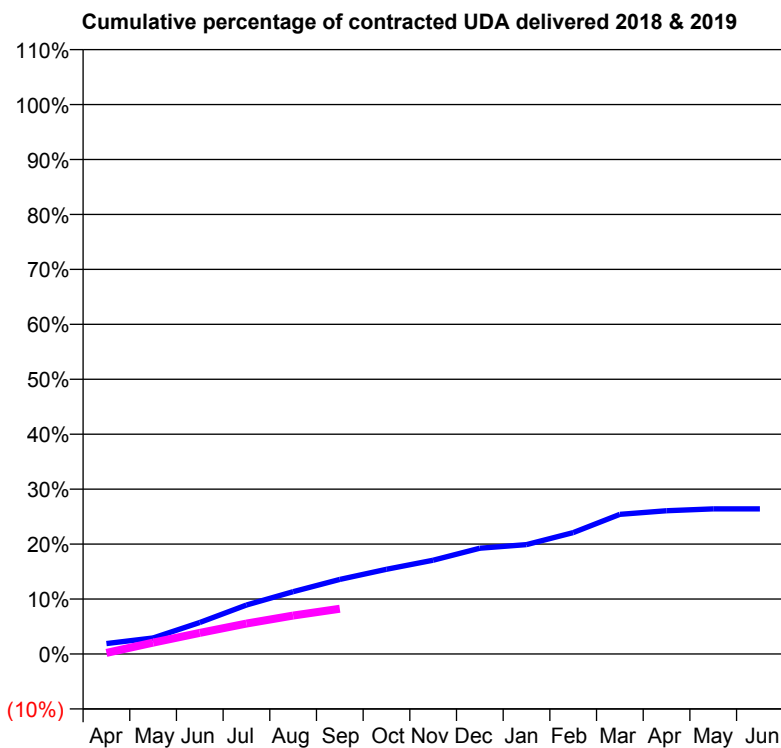
18/19 Contracted general activity (UDA)	1,872
Carry forward general activity (UDA)	0
18/19 Contracted orthodontic activity (UOA)	0
Carry forward orthodontic activity (UOA)	0
Baseline contract value	£49,956.94

### ACCESS\*

Patients seen in 24 months	Total	Change since previous quarter
Quarter ending September 2017	250	
Quarter ending December 2017	244	↓
Quarter ending March 2018	228	↓
Quarter ending June 2018	224	↓
Quarter ending September 2018	213	↓
<b>Variance since September 2017</b>	<b>(14.8%)</b>	<b>↓</b>



### ACTIVITY



Adjusted Scheduled Activity (UDA)		
Month	2018	2019
April	23	4
May	35	39
June	69	72
July	107	104
August	136	131
September	163	154
October	185	
November	205	
December	231	
January	239	
February	265	
March	305	
April	313	
May	317	
June	317	

### QUALITY

	Quantity	Base Number	Contract	AT	Region	England
% of FP17s for the same patient ID Re-attending within 3 months - Children	6	101	5.9%	10.7%	11.4%	11.6%
% of FP17s for the same patient ID Re-attending within 3 months - Adults	0	16	0.0%	14.5%	15.0%	15.5%
% of FP17s for the same patient ID Re-attending between 3 & 9 months - Children	40	101	39.6%	58.0%	59.9%	58.8%
% of FP17s for the same patient ID Re-attending between 3 & 9 months - Adults	11	16	68.8%	48.8%	52.0%	51.1%
% of FP17s for Band 1 Urgent Courses	0	102	0.0%	8.7%	8.0%	9.0%
% of FP17s Relating to Free Repair or Replacements	0	102	0.0%	0.7%	0.8%	0.8%
% of FP17s Relating to Continuations	1	102	1.0%	0.8%	0.9%	0.9%
% of Patients satisfied with the dentistry they have received	0	0	N/A	94.2%	93.5%	93.3%
% of Patients satisfied with the time they had to wait for an appointment	0	0	N/A	87.2%	89.1%	88.9%

\* This is based on patients treated on this contract for their most recent course of treatment. Figures in italics indicate the base number of FP17s or Patient Questionnaire responses are less than 100. N/A is shown where the base number of responses is less than 10 during the period. % is calculated as Quantity/Base number\*100

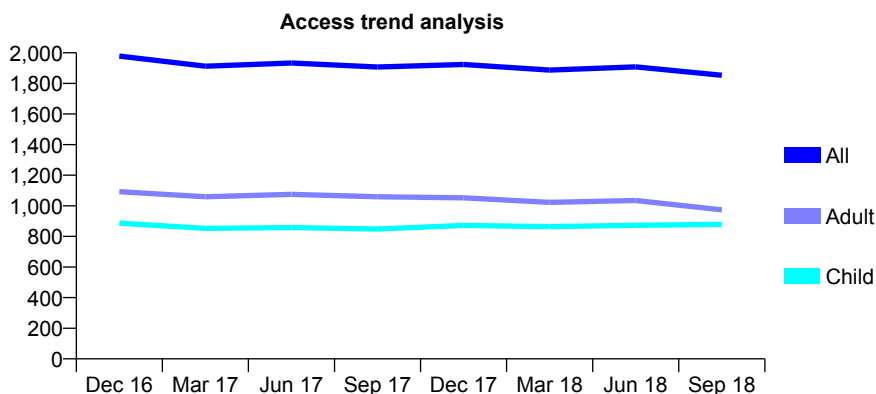
## Q58 - Vital Signs At a Glance Contract Report for 207837/0001 - September 2018

Name or company name	MR RK DESAI
Contract type name	GDS Contract
Purpose of contract	General
Contract start date	01/04/2006
Contract end date	

18/19 Contracted general activity (UDA)	4,943
Carry forward general activity (UDA)	0
18/19 Contracted orthodontic activity (UOA)	0
Carry forward orthodontic activity (UOA)	0
Baseline contract value	£158,123.63

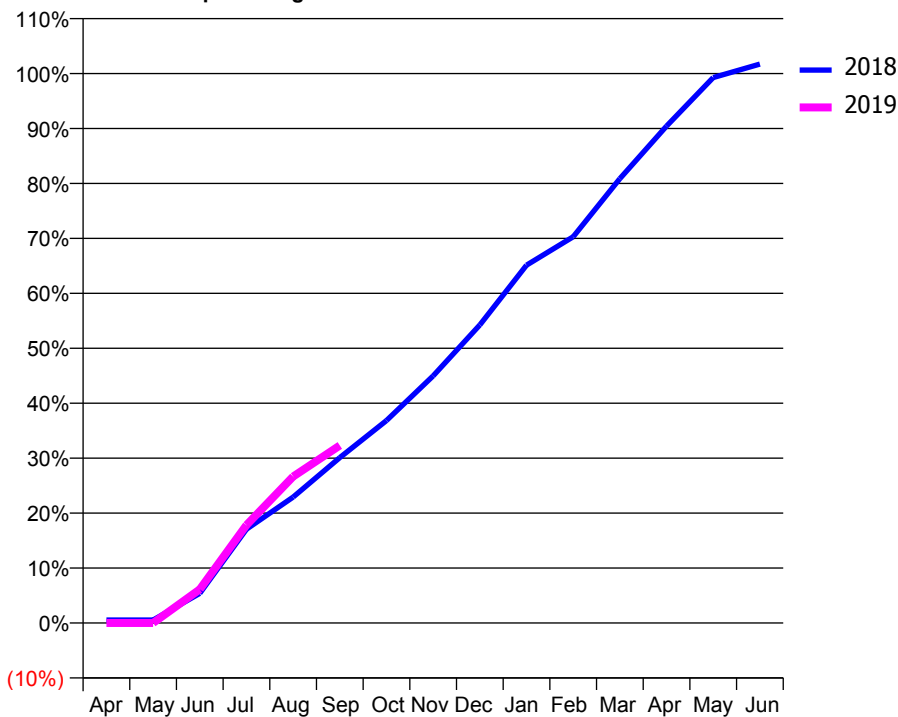
### ACCESS\*

Patients seen in 24 months	Total	Change since previous quarter
Quarter ending September 2017	1,907	
Quarter ending December 2017	1,924	→
Quarter ending March 2018	1,887	↓
Quarter ending June 2018	1,908	→
Quarter ending September 2018	1,853	↓
<b>Variance since September 2017</b>	<b>(2.8%)</b>	<b>↓</b>



### ACTIVITY

Cumulative percentage of contracted UDA delivered 2018 & 2019



Adjusted Scheduled Activity (UDA)

Month	2018	2019
April	27	0
May	27	0
June	267	303
July	843	881
August	1,132	1,318
September	1,488	1,597
October	1,822	
November	2,223	
December	2,682	
January	3,219	
February	3,474	
March	3,998	
April	4,470	
May	4,907	
June	5,028	

### QUALITY

	Quantity	Base Number	Contract	AT	Region	England
% of FP17s for the same patient ID Re-attending within 3 months - Children	36	635	5.7%	10.7%	11.4%	11.6%
% of FP17s for the same patient ID Re-attending within 3 months - Adults	62	500	12.4%	14.5%	15.0%	15.5%
% of FP17s for the same patient ID Re-attending between 3 & 9 months - Children	327	635	51.5%	58.0%	59.9%	58.8%
% of FP17s for the same patient ID Re-attending between 3 & 9 months - Adults	148	500	29.6%	48.8%	52.0%	51.1%
% of FP17s for Band 1 Urgent Courses	78	730	10.7%	8.7%	8.0%	9.0%
% of FP17s Relating to Free Repair or Replacements	26	730	3.6%	0.7%	0.8%	0.8%
% of FP17s Relating to Continuations	6	730	0.8%	0.8%	0.9%	0.9%
% of Patients satisfied with the dentistry they have received	1	1	N/A	94.2%	93.5%	93.3%
% of Patients satisfied with the time they had to wait for an appointment	1	1	N/A	87.2%	89.1%	88.9%

\* This is based on patients treated on this contract for their most recent course of treatment. Figures in italics indicate the base number of FP17s or Patient Questionnaire responses are less than 100. N/A is shown where the base number of responses is less than 10 during the period. % is calculated as Quantity/Base number\*100



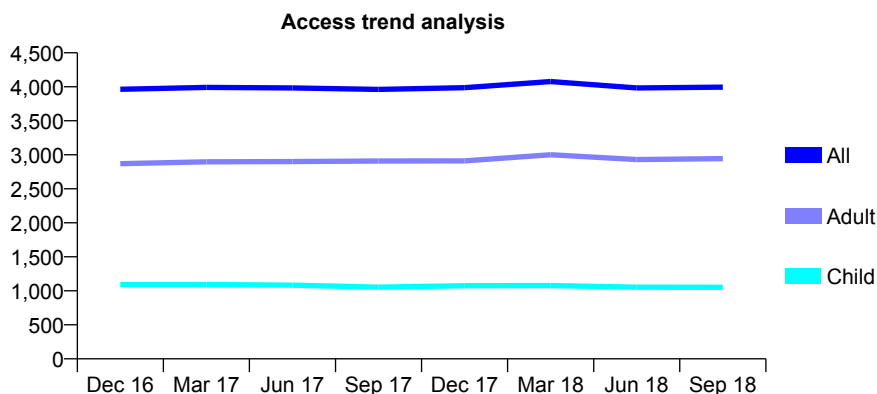
## Q58 - Vital Signs At a Glance Contract Report for 213632/0001 - September 2018

Name or company name	MR HW CHAN
Contract type name	GDS Contract
Purpose of contract	General
Contract start date	01/04/2006
Contract end date	

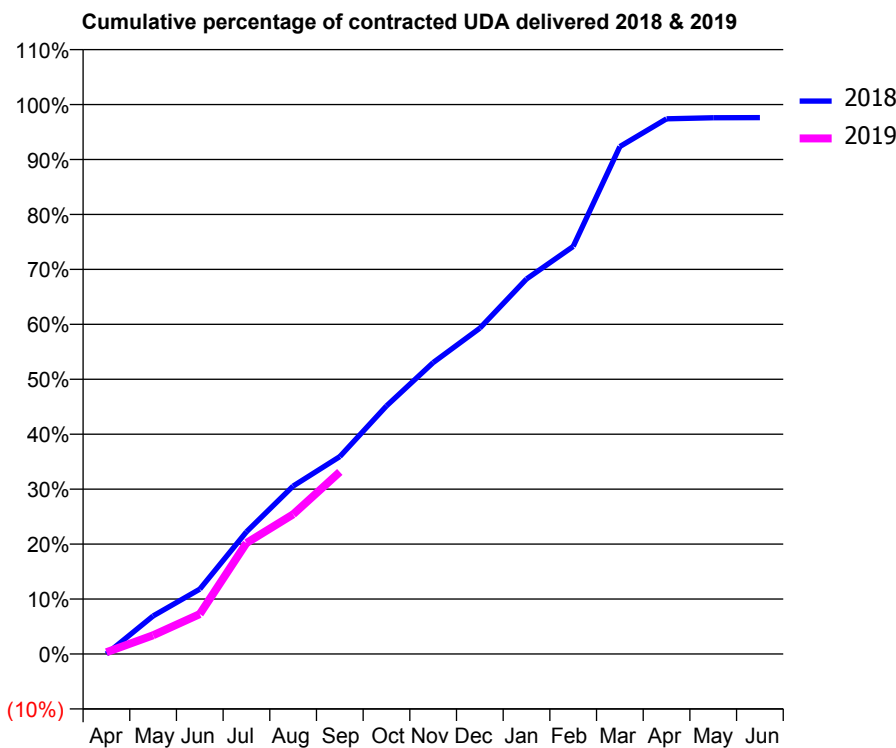
18/19 Contracted general activity (UDA)	12,000
Carry forward general activity (UDA)	0
18/19 Contracted orthodontic activity (UOA)	0
Carry forward orthodontic activity (UOA)	0
Baseline contract value	£293,198.67

### ACCESS\*

Patients seen in 24 months	Total	Change since previous quarter
Quarter ending September 2017	3,962	
Quarter ending December 2017	3,987	→
Quarter ending March 2018	4,078	↑
Quarter ending June 2018	3,984	↓
Quarter ending September 2018	3,995	→
<b>Variance since September 2017</b>	<b>0.8%</b>	<b>→</b>



### ACTIVITY



Month	Adjusted Scheduled Activity (UDA)	
	2018	2019
April	0	38
May	826	409
June	1,409	872
July	2,655	2,423
August	3,647	3,050
September	4,287	3,976
October	5,387	
November	6,331	
December	7,077	
January	8,147	
February	8,852	
March	11,022	
April	11,623	
May	11,648	
June	11,649	

### QUALITY

	Quantity	Base Number	Contract	AT	Region	England
% of FP17s for the same patient ID Re-attending within 3 months - Children	15	656	2.3%	10.7%	11.4%	11.6%
% of FP17s for the same patient ID Re-attending within 3 months - Adults	85	1,644	5.2%	14.5%	15.0%	15.5%
% of FP17s for the same patient ID Re-attending between 3 & 9 months - Children	454	656	69.2%	58.0%	59.9%	58.8%
% of FP17s for the same patient ID Re-attending between 3 & 9 months - Adults	1,095	1,644	66.6%	48.8%	52.0%	51.1%
% of FP17s for Band 1 Urgent Courses	1	2,032	0.0%	8.7%	8.0%	9.0%
% of FP17s Relating to Free Repair or Replacements	3	2,032	0.1%	0.7%	0.8%	0.8%
% of FP17s Relating to Continuations	0	2,032	0.0%	0.8%	0.9%	0.9%
% of Patients satisfied with the dentistry they have received	0	0	N/A	94.2%	93.5%	93.3%
% of Patients satisfied with the time they had to wait for an appointment	0	0	N/A	87.2%	89.1%	88.9%

\* This is based on patients treated on this contract for their most recent course of treatment. Figures in italics indicate the base number of FP17s or Patient Questionnaire responses are less than 100. N/A is shown where the base number of responses is less than 10 during the period. % is calculated as Quantity/Base number\*100

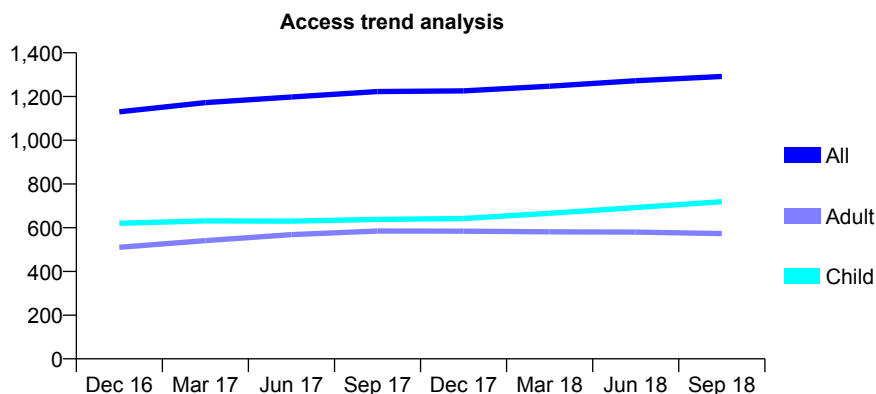
## Q58 - Vital Signs At a Glance Contract Report for 214248/0002 - September 2018

Name or company name	Alexandra Dental Practice
Contract type name	GDS Contract
Purpose of contract	General
Contract start date	01/09/2015
Contract end date	

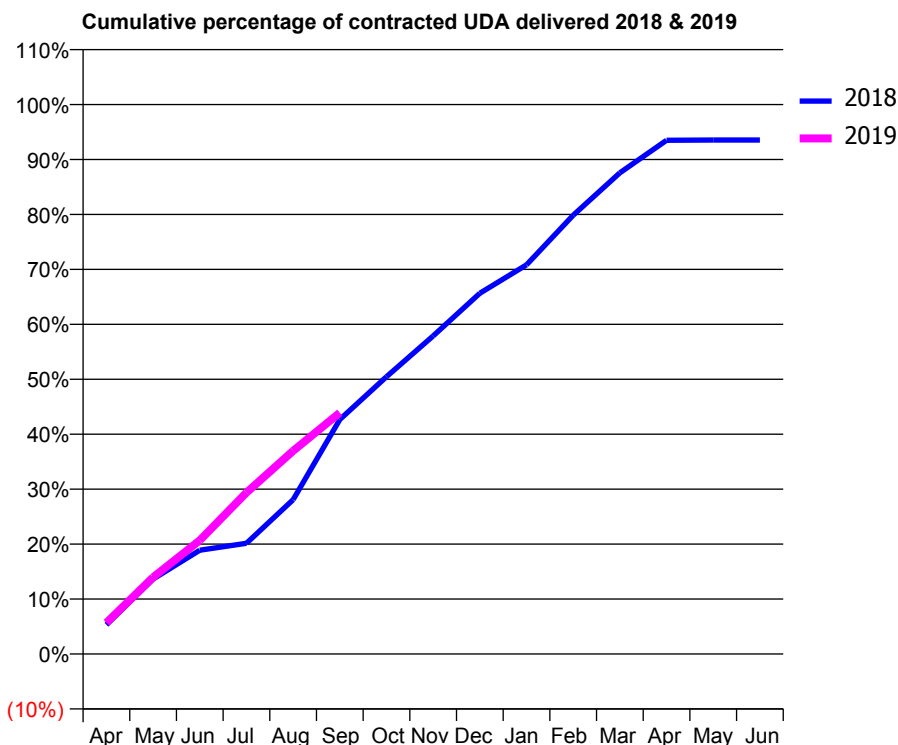
18/19 Contracted general activity (UDA)	2,754
Carry forward general activity (UDA)	0
18/19 Contracted orthodontic activity (UOA)	0
Carry forward orthodontic activity (UOA)	0
Baseline contract value	£67,190.81

### ACCESS\*

Patients seen in 24 months	Total	Change since previous quarter
Quarter ending September 2017	1,223	
Quarter ending December 2017	1,226	→
Quarter ending March 2018	1,247	→
Quarter ending June 2018	1,272	↑
Quarter ending September 2018	1,292	→
<b>Variance since September 2017</b>	<b>5.6%</b>	<b>↑</b>



### ACTIVITY



Adjusted Scheduled Activity (UDA)		
Month	2018	2019
April	146	156
May	376	385
June	520	570
July	555	809
August	774	1,018
September	1,175	1,209
October	1,390	
November	1,594	
December	1,808	
January	1,950	
February	2,199	
March	2,412	
April	2,575	
May	2,576	
June	2,576	

### QUALITY

	Quantity	Base Number	Contract	AT	Region	England
% of FP17s for the same patient ID Re-attending within 3 months - Children	34	538	6.3%	10.7%	11.4%	11.6%
% of FP17s for the same patient ID Re-attending within 3 months - Adults	24	349	6.9%	14.5%	15.0%	15.5%
% of FP17s for the same patient ID Re-attending between 3 & 9 months - Children	299	538	55.6%	58.0%	59.9%	58.8%
% of FP17s for the same patient ID Re-attending between 3 & 9 months - Adults	225	349	64.5%	48.8%	52.0%	51.1%
% of FP17s for Band 1 Urgent Courses	35	820	4.3%	8.7%	8.0%	9.0%
% of FP17s Relating to Free Repair or Replacements	2	820	0.2%	0.7%	0.8%	0.8%
% of FP17s Relating to Continuations	15	820	1.8%	0.8%	0.9%	0.9%
% of Patients satisfied with the dentistry they have received	0	0	N/A	94.2%	93.5%	93.3%
% of Patients satisfied with the time they had to wait for an appointment	0	0	N/A	87.2%	89.1%	88.9%

\* This is based on patients treated on this contract for their most recent course of treatment. Figures in italics indicate the base number of FP17s or Patient Questionnaire responses are less than 100. N/A is shown where the base number of responses is less than 10 during the period. % is calculated as Quantity/Base number\*100

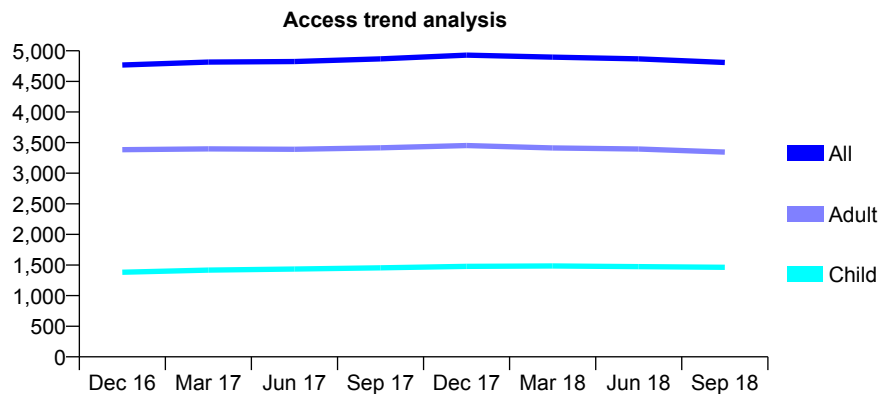
## Q58 - Vital Signs At a Glance Contract Report for 215090/0001 - September 2018

Name or company name	MR SJ GORAN
Contract type name	GDS Contract
Purpose of contract	General
Contract start date	01/04/2006
Contract end date	

18/19 Contracted general activity (UDA)	13,270
Carry forward general activity (UDA)	0
18/19 Contracted orthodontic activity (UOA)	0
Carry forward orthodontic activity (UOA)	0
Baseline contract value	£355,166.72

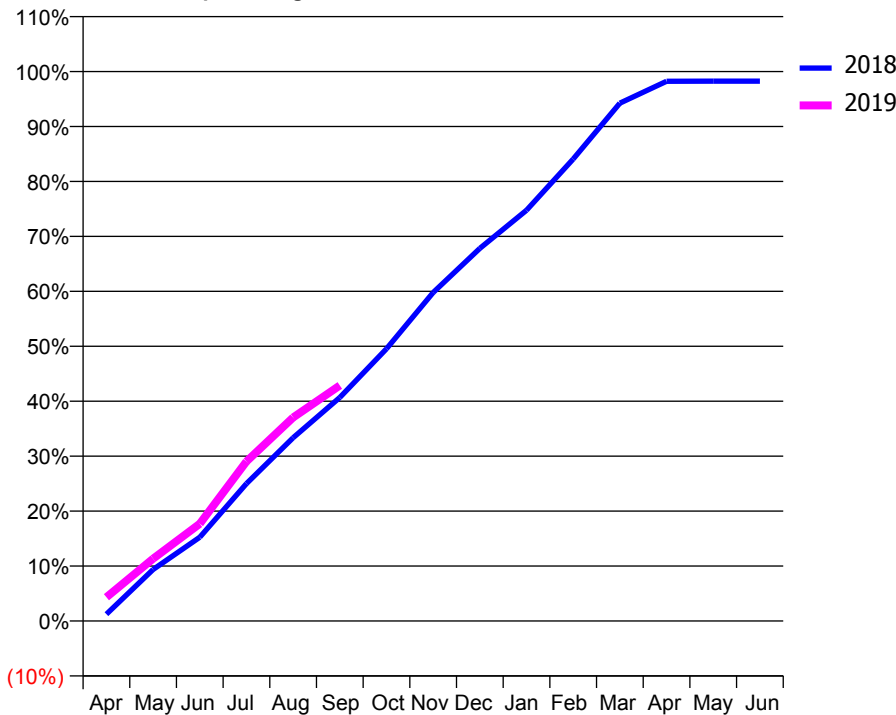
### ACCESS\*

Patients seen in 24 months	Total	Change since previous quarter
Quarter ending September 2017	4,868	
Quarter ending December 2017	4,930	→
Quarter ending March 2018	4,896	→
Quarter ending June 2018	4,868	→
Quarter ending September 2018	4,810	↓
<b>Variance since September 2017</b>	<b>(1.2%)</b>	<b>↓</b>



### ACTIVITY

Cumulative percentage of contracted UDA delivered 2018 & 2019



Month	Adjusted Scheduled Activity (UDA)	
	2018	2019
April	167	574
May	1,243	1,507
June	2,025	2,348
July	3,319	3,853
August	4,425	4,915
September	5,399	5,688
October	6,574	
November	7,934	
December	9,000	
January	9,920	
February	11,156	
March	12,506	
April	13,035	
May	13,037	
June	13,037	

### QUALITY

	Quantity	Base Number	Contract	AT	Region	England
% of FP17s for the same patient ID Re-attending within 3 months - Children	97	966	10.0%	10.7%	11.4%	11.6%
% of FP17s for the same patient ID Re-attending within 3 months - Adults	448	2,034	22.0%	14.5%	15.0%	15.5%
% of FP17s for the same patient ID Re-attending between 3 & 9 months - Children	483	966	50.0%	58.0%	59.9%	58.8%
% of FP17s for the same patient ID Re-attending between 3 & 9 months - Adults	748	2,034	36.8%	48.8%	52.0%	51.1%
% of FP17s for Band 1 Urgent Courses	540	2,790	19.4%	8.7%	8.0%	9.0%
% of FP17s Relating to Free Repair or Replacements	10	2,790	0.4%	0.7%	0.8%	0.8%
% of FP17s Relating to Continuations	9	2,790	0.3%	0.8%	0.9%	0.9%
% of Patients satisfied with the dentistry they have received	3	3	N/A	94.2%	93.5%	93.3%
% of Patients satisfied with the time they had to wait for an appointment	3	3	N/A	87.2%	89.1%	88.9%

\* This is based on patients treated on this contract for their most recent course of treatment. Figures in italics indicate the base number of FP17s or Patient Questionnaire responses are less than 100. N/A is shown where the base number of responses is less than 10 during the period. % is calculated as Quantity/Base number\*100

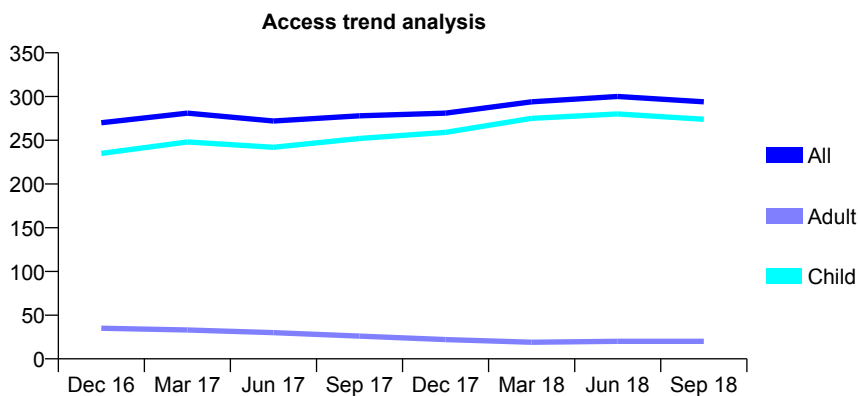
## Q58 - Vital Signs At a Glance Contract Report for 221643/0002 - September 2018

Name or company name	MR R MISTRY
Contract type name	GDS Contract
Purpose of contract	General
Contract start date	01/04/2006
Contract end date	

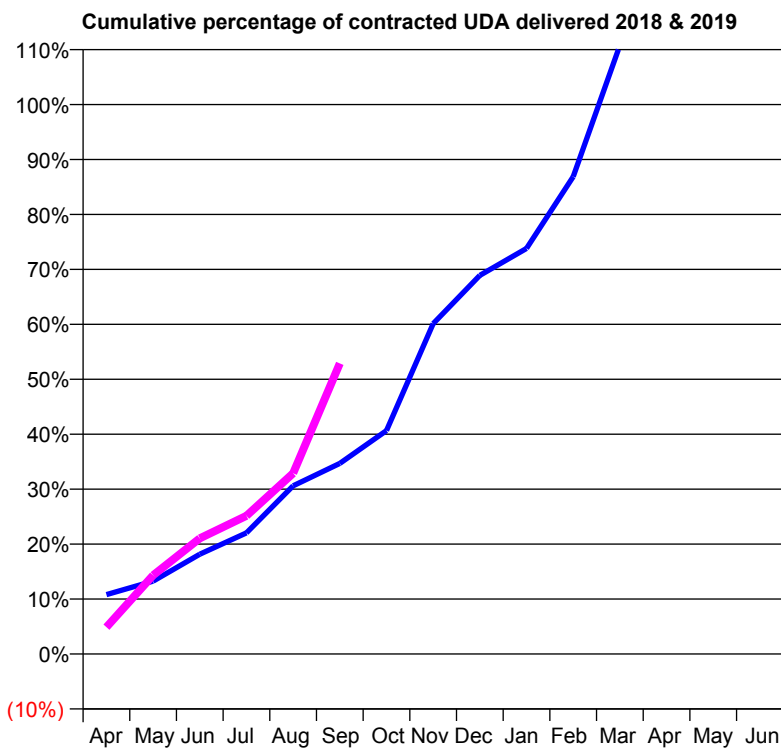
18/19 Contracted general activity (UDA)	490
Carry forward general activity (UDA)	0
18/19 Contracted orthodontic activity (UOA)	0
Carry forward orthodontic activity (UOA)	0
Baseline contract value	£14,538.51

### ACCESS\*

Patients seen in 24 months	Total	Change since previous quarter
Quarter ending September 2017	278	
Quarter ending December 2017	281	→
Quarter ending March 2018	294	↑
Quarter ending June 2018	300	↑
Quarter ending September 2018	294	↓
<b>Variance since September 2017</b>	<b>5.8%</b>	<b>↑</b>



### ACTIVITY



Adjusted Scheduled Activity (UDA)		
Month	2018	2019
April	53	24
May	65	70
June	89	103
July	108	123
August	150	161
September	170	259
October	199	
November	295	
December	338	
January	362	
February	426	
March	543	
April	564	
May	564	
June	564	

### QUALITY

	Quantity	Base Number	Contract	AT	Region	England
% of FP17s for the same patient ID Re-attending within 3 months - Children	9	207	4.3%	10.7%	11.4%	11.6%
% of FP17s for the same patient ID Re-attending within 3 months - Adults	0	5	0.0%	14.5%	15.0%	15.5%
% of FP17s for the same patient ID Re-attending between 3 & 9 months - Children	121	207	58.5%	58.0%	59.9%	58.8%
% of FP17s for the same patient ID Re-attending between 3 & 9 months - Adults	3	5	60.0%	48.8%	52.0%	51.1%
% of FP17s for Band 1 Urgent Courses	1	193	0.5%	8.7%	8.0%	9.0%
% of FP17s Relating to Free Repair or Replacements	0	193	0.0%	0.7%	0.8%	0.8%
% of FP17s Relating to Continuations	0	193	0.0%	0.8%	0.9%	0.9%
% of Patients satisfied with the dentistry they have received	0	0	N/A	94.2%	93.5%	93.3%
% of Patients satisfied with the time they had to wait for an appointment	0	0	N/A	87.2%	89.1%	88.9%

\* This is based on patients treated on this contract for their most recent course of treatment. Figures in italics indicate the base number of FP17s or Patient Questionnaire responses are less than 100. N/A is shown where the base number of responses is less than 10 during the period. % is calculated as Quantity/Base number\*100

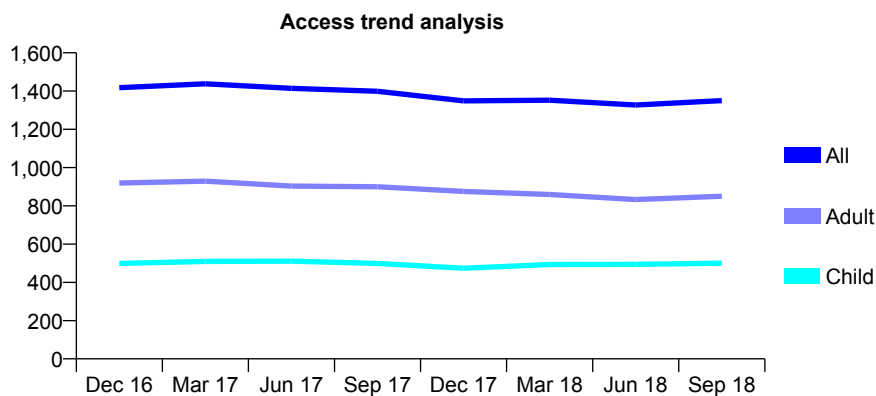
## Q58 - Vital Signs At a Glance Contract Report for 222135/0001 - September 2018

Name or company name	Potton Dental Partnership
Contract type name	GDS Contract
Purpose of contract	General
Contract start date	01/04/2006
Contract end date	

18/19 Contracted general activity (UDA)	3,562
Carry forward general activity (UDA)	0
18/19 Contracted orthodontic activity (UOA)	0
Carry forward orthodontic activity (UOA)	0
Baseline contract value	£86,475.61

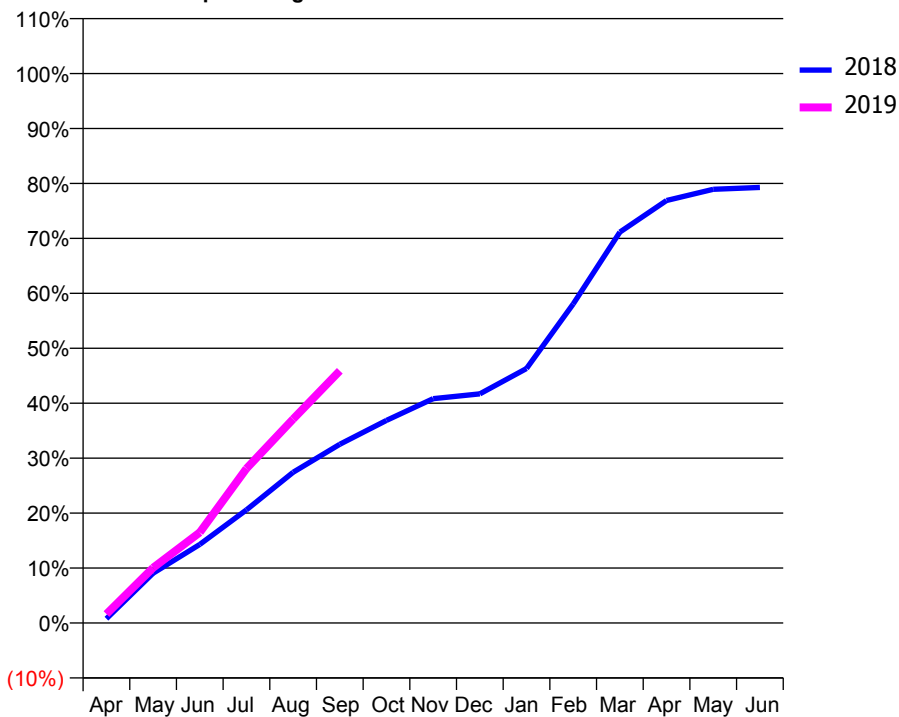
### ACCESS\*

Patients seen in 24 months	Total	Change since previous quarter
Quarter ending September 2017	1,399	
Quarter ending December 2017	1,349	↓
Quarter ending March 2018	1,352	→
Quarter ending June 2018	1,327	↓
Quarter ending September 2018	1,350	→
<b>Variance since September 2017</b>	<b>(3.5%)</b>	<b>↓</b>



### ACTIVITY

Cumulative percentage of contracted UDA delivered 2018 & 2019



Month	Adjusted Scheduled Activity (UDA)	
	2018	2019
April	28	58
May	323	358
June	510	587
July	733	1,001
August	977	1,322
September	1,158	1,635
October	1,313	
November	1,454	
December	1,486	
January	1,649	
February	2,068	
March	2,534	
April	2,739	
May	2,812	
June	2,824	

### QUALITY

	Quantity	Base Number	Contract	AT	Region	England
% of FP17s for the same patient ID Re-attending within 3 months - Children	15	359	4.2%	10.7%	11.4%	11.6%
% of FP17s for the same patient ID Re-attending within 3 months - Adults	72	549	13.1%	14.5%	15.0%	15.5%
% of FP17s for the same patient ID Re-attending between 3 & 9 months - Children	116	359	32.3%	58.0%	59.9%	58.8%
% of FP17s for the same patient ID Re-attending between 3 & 9 months - Adults	197	549	35.9%	48.8%	52.0%	51.1%
% of FP17s for Band 1 Urgent Courses	42	755	5.6%	8.7%	8.0%	9.0%
% of FP17s Relating to Free Repair or Replacements	5	755	0.7%	0.7%	0.8%	0.8%
% of FP17s Relating to Continuations	5	755	0.7%	0.8%	0.9%	0.9%
% of Patients satisfied with the dentistry they have received	2	2	N/A	94.2%	93.5%	93.3%
% of Patients satisfied with the time they had to wait for an appointment	1	2	N/A	87.2%	89.1%	88.9%

\* This is based on patients treated on this contract for their most recent course of treatment. Figures in italics indicate the base number of FP17s or Patient Questionnaire responses are less than 100. N/A is shown where the base number of responses is less than 10 during the period. % is calculated as Quantity/Base number\*100

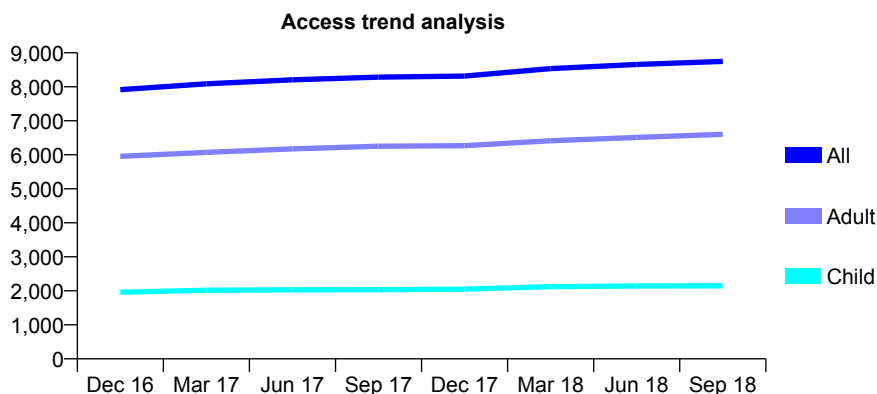
## Q58 - Vital Signs At a Glance Contract Report for 224618/0001 - September 2018

Name or company name	MR UH PATEL
Contract type name	GDS Contract
Purpose of contract	General
Contract start date	01/04/2006
Contract end date	

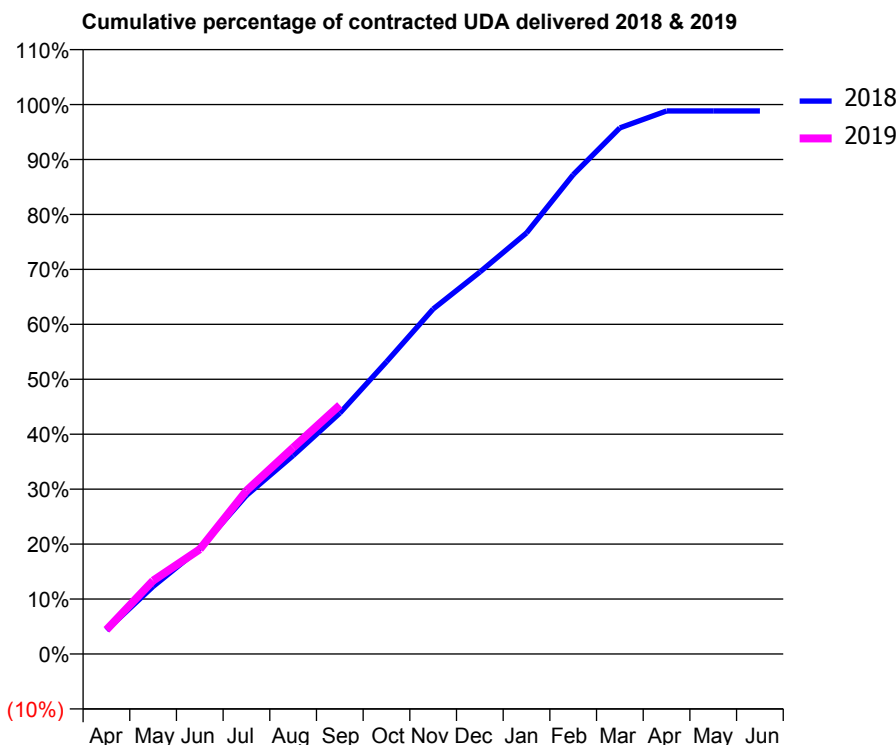
18/19 Contracted general activity (UDA)	18,367
Carry forward general activity (UDA)	0
18/19 Contracted orthodontic activity (UOA)	0
Carry forward orthodontic activity (UOA)	0
Baseline contract value	£427,707.56

### ACCESS\*

Patients seen in 24 months	Total	Change since previous quarter
Quarter ending September 2017	8,285	
Quarter ending December 2017	8,317	→
Quarter ending March 2018	8,536	↑
Quarter ending June 2018	8,655	→
Quarter ending September 2018	8,748	→
<b>Variance since September 2017</b>	<b>5.6%</b>	<b>↑</b>



### ACTIVITY



Month	Adjusted Scheduled Activity (UDA)	
	2018	2019
April	796	809
May	2,256	2,456
June	3,523	3,501
July	5,302	5,458
August	6,637	6,898
September	8,052	8,320
October	9,769	
November	11,533	
December	12,766	
January	14,075	
February	16,023	
March	17,585	
April	18,150	
May	18,150	
June	18,152	

### QUALITY

	Quantity	Base Number	Contract	AT	Region	England
% of FP17s for the same patient ID Re-attending within 3 months - Children	86	1,662	5.2%	10.7%	11.4%	11.6%
% of FP17s for the same patient ID Re-attending within 3 months - Adults	458	4,719	9.7%	14.5%	15.0%	15.5%
% of FP17s for the same patient ID Re-attending between 3 & 9 months - Children	1,140	1,662	68.6%	58.0%	59.9%	58.8%
% of FP17s for the same patient ID Re-attending between 3 & 9 months - Adults	2,816	4,719	59.7%	48.8%	52.0%	51.1%
% of FP17s for Band 1 Urgent Courses	244	5,013	4.9%	8.7%	8.0%	9.0%
% of FP17s Relating to Free Repair or Replacements	23	5,013	0.5%	0.7%	0.8%	0.8%
% of FP17s Relating to Continuations	30	5,013	0.6%	0.8%	0.9%	0.9%
% of Patients satisfied with the dentistry they have received	4	4	N/A	94.2%	93.5%	93.3%
% of Patients satisfied with the time they had to wait for an appointment	4	4	N/A	87.2%	89.1%	88.9%

\* This is based on patients treated on this contract for their most recent course of treatment. Figures in italics indicate the base number of FP17s or Patient Questionnaire responses are less than 100. N/A is shown where the base number of responses is less than 10 during the period. % is calculated as Quantity/Base number\*100

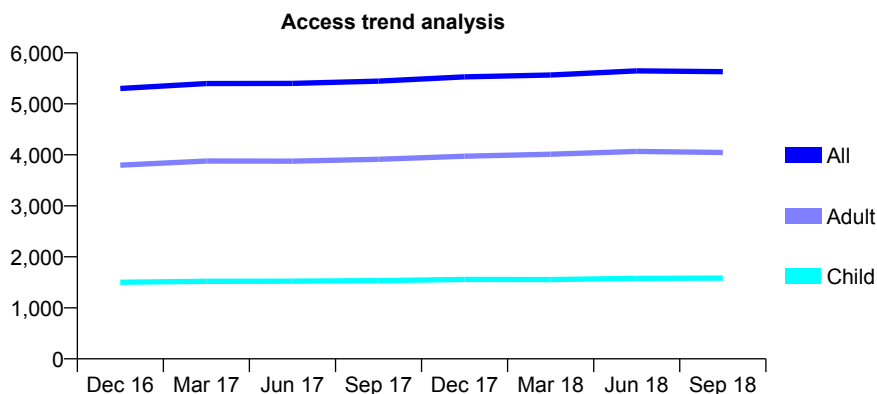
## Q58 - Vital Signs At a Glance Contract Report for 224618/0002 - September 2018

Name or company name	MR UH PATEL
Contract type name	GDS Contract
Purpose of contract	General
Contract start date	01/04/2006
Contract end date	

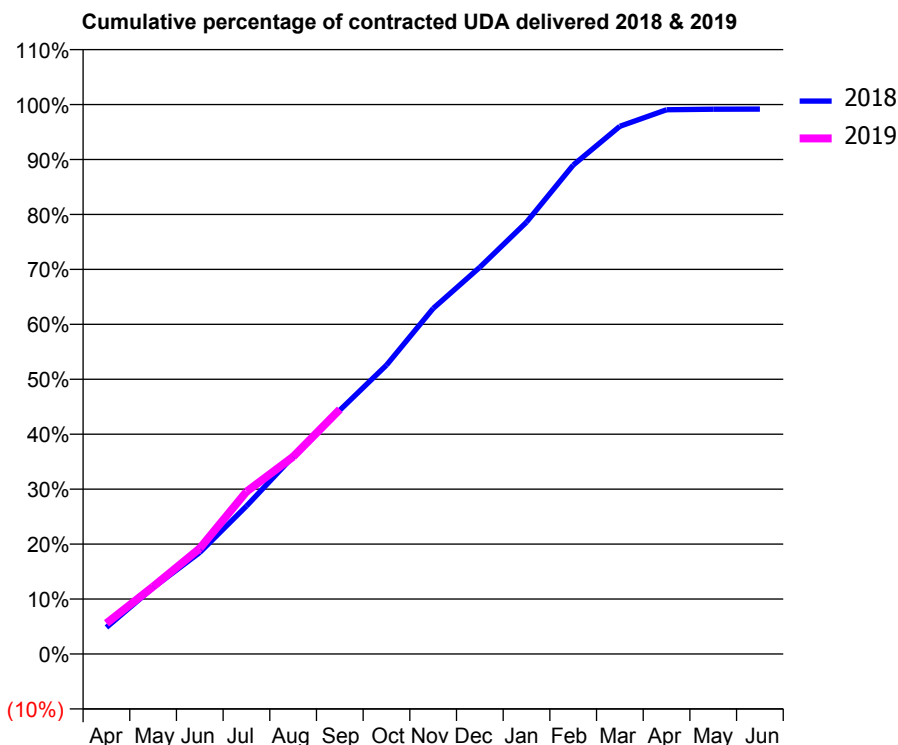
18/19 Contracted general activity (UDA)	13,311
Carry forward general activity (UDA)	0
18/19 Contracted orthodontic activity (UOA)	0
Carry forward orthodontic activity (UOA)	0
Baseline contract value	£318,881.63

### ACCESS\*

Patients seen in 24 months	Total	Change since previous quarter
Quarter ending September 2017	5,445	
Quarter ending December 2017	5,528	→
Quarter ending March 2018	5,565	→
Quarter ending June 2018	5,645	→
Quarter ending September 2018	5,629	→
<b>Variance since September 2017</b>	<b>3.4%</b>	<b>↑</b>



### ACTIVITY



Month	Adjusted Scheduled Activity (UDA)	
	2018	2019
April	645	746
May	1,607	1,632
June	2,461	2,560
July	3,584	3,932
August	4,786	4,781
September	5,905	5,925
October	7,000	
November	8,370	
December	9,368	
January	10,460	
February	11,842	
March	12,782	
April	13,184	
May	13,198	
June	13,201	

### QUALITY

	Quantity	Base Number	Contract	AT	Region	England
% of FP17s for the same patient ID Re-attending within 3 months - Children	93	1,382	6.7%	10.7%	11.4%	11.6%
% of FP17s for the same patient ID Re-attending within 3 months - Adults	203	2,738	7.4%	14.5%	15.0%	15.5%
% of FP17s for the same patient ID Re-attending between 3 & 9 months - Children	989	1,382	71.6%	58.0%	59.9%	58.8%
% of FP17s for the same patient ID Re-attending between 3 & 9 months - Adults	1,762	2,738	64.4%	48.8%	52.0%	51.1%
% of FP17s for Band 1 Urgent Courses	151	3,914	3.9%	8.7%	8.0%	9.0%
% of FP17s Relating to Free Repair or Replacements	21	3,914	0.5%	0.7%	0.8%	0.8%
% of FP17s Relating to Continuations	4	3,914	0.1%	0.8%	0.9%	0.9%
% of Patients satisfied with the dentistry they have received	3	3	N/A	94.2%	93.5%	93.3%
% of Patients satisfied with the time they had to wait for an appointment	3	3	N/A	87.2%	89.1%	88.9%

\* This is based on patients treated on this contract for their most recent course of treatment. Figures in italics indicate the base number of FP17s or Patient Questionnaire responses are less than 100. N/A is shown where the base number of responses is less than 10 during the period. % is calculated as Quantity/Base number\*100

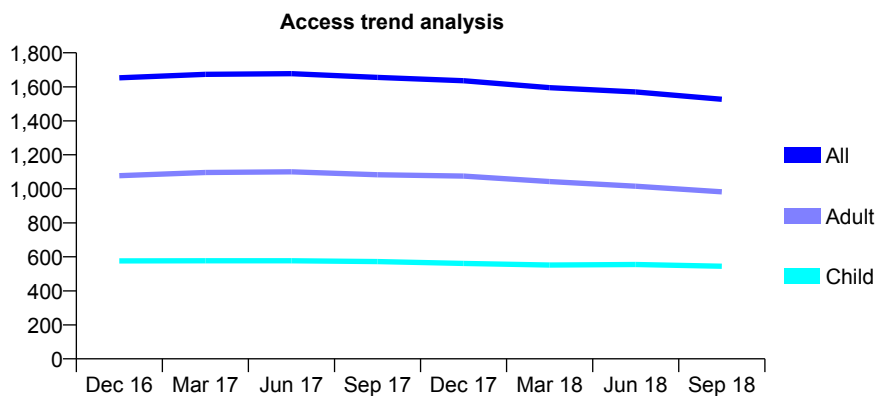
## Q58 - Vital Signs At a Glance Contract Report for 234478/0001 - September 2018

Name or company name	MR SR WOODHOUSE
Contract type name	GDS Contract
Purpose of contract	General
Contract start date	01/04/2006
Contract end date	

18/19 Contracted general activity (UDA)	4,150
Carry forward general activity (UDA)	0
18/19 Contracted orthodontic activity (UOA)	0
Carry forward orthodontic activity (UOA)	0
Baseline contract value	£96,186.37

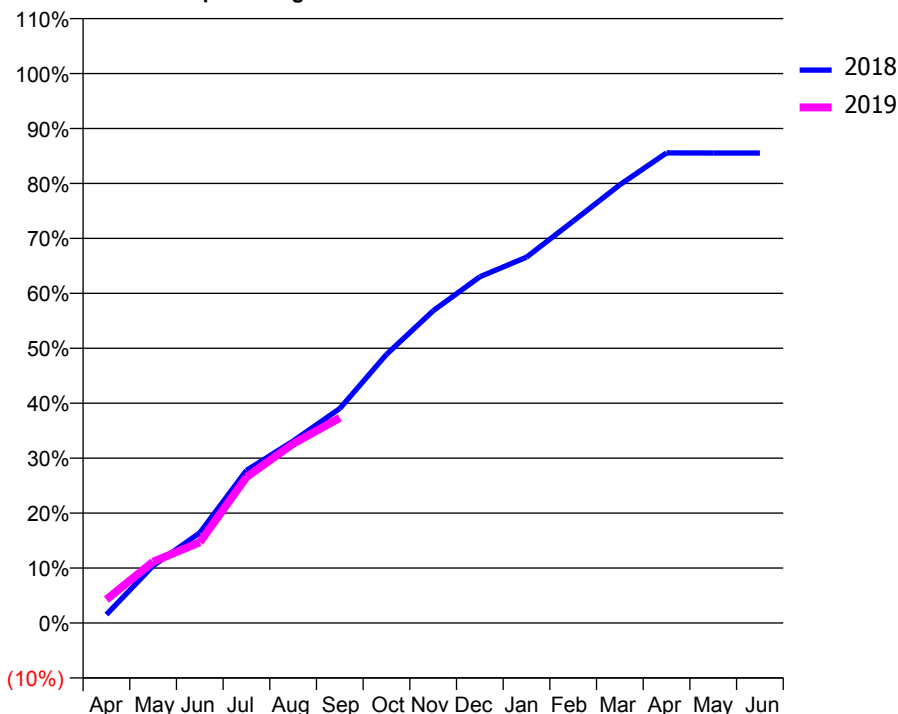
### ACCESS\*

Patients seen in 24 months	Total	Change since previous quarter
Quarter ending September 2017	1,655	
Quarter ending December 2017	1,636	↓
Quarter ending March 2018	1,595	↓
Quarter ending June 2018	1,570	↓
Quarter ending September 2018	1,527	↓
<b>Variance since September 2017</b>	<b>(7.7%)</b>	<b>↓</b>



### ACTIVITY

Cumulative percentage of contracted UDA delivered 2018 & 2019



Month	Adjusted Scheduled Activity (UDA)	
	2018	2019
April	64	178
May	432	463
June	681	609
July	1,152	1,103
August	1,374	1,354
September	1,620	1,549
October	2,029	
November	2,358	
December	2,615	
January	2,763	
February	3,034	
March	3,310	
April	3,551	
May	3,550	
June	3,550	

### QUALITY

	Quantity	Base Number	Contract	AT	Region	England
% of FP17s for the same patient ID Re-attending within 3 months - Children	18	414	4.3%	10.7%	11.4%	11.6%
% of FP17s for the same patient ID Re-attending within 3 months - Adults	54	578	9.3%	14.5%	15.0%	15.5%
% of FP17s for the same patient ID Re-attending between 3 & 9 months - Children	272	414	65.7%	58.0%	59.9%	58.8%
% of FP17s for the same patient ID Re-attending between 3 & 9 months - Adults	325	578	56.2%	48.8%	52.0%	51.1%
% of FP17s for Band 1 Urgent Courses	46	885	5.2%	8.7%	8.0%	9.0%
% of FP17s Relating to Free Repair or Replacements	6	885	0.7%	0.7%	0.8%	0.8%
% of FP17s Relating to Continuations	2	885	0.2%	0.8%	0.9%	0.9%
% of Patients satisfied with the dentistry they have received	0	0	N/A	94.2%	93.5%	93.3%
% of Patients satisfied with the time they had to wait for an appointment	0	0	N/A	87.2%	89.1%	88.9%

\* This is based on patients treated on this contract for their most recent course of treatment. Figures in italics indicate the base number of FP17s or Patient Questionnaire responses are less than 100. N/A is shown where the base number of responses is less than 10 during the period. % is calculated as Quantity/Base number\*100



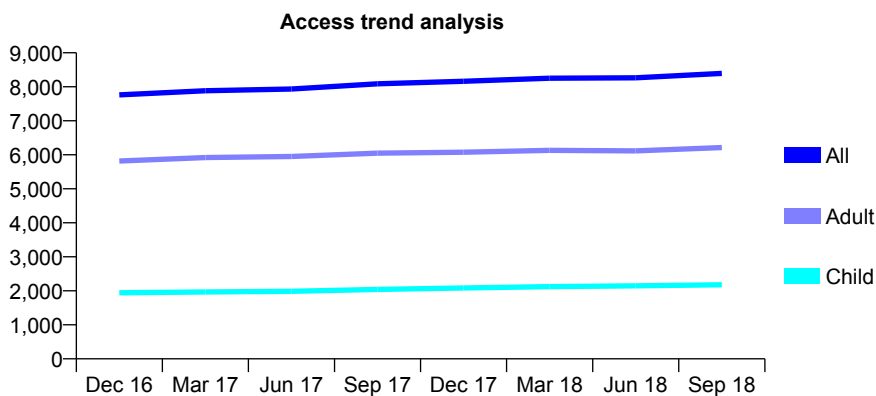
## Q58 - Vital Signs At a Glance Contract Report for 239348/0001 - September 2018

Name or company name	MR M PATEL
Contract type name	GDS Contract
Purpose of contract	General
Contract start date	01/04/2006
Contract end date	

18/19 Contracted general activity (UDA)	22,500
Carry forward general activity (UDA)	0
18/19 Contracted orthodontic activity (UOA)	0
Carry forward orthodontic activity (UOA)	0
Baseline contract value	£643,299.80

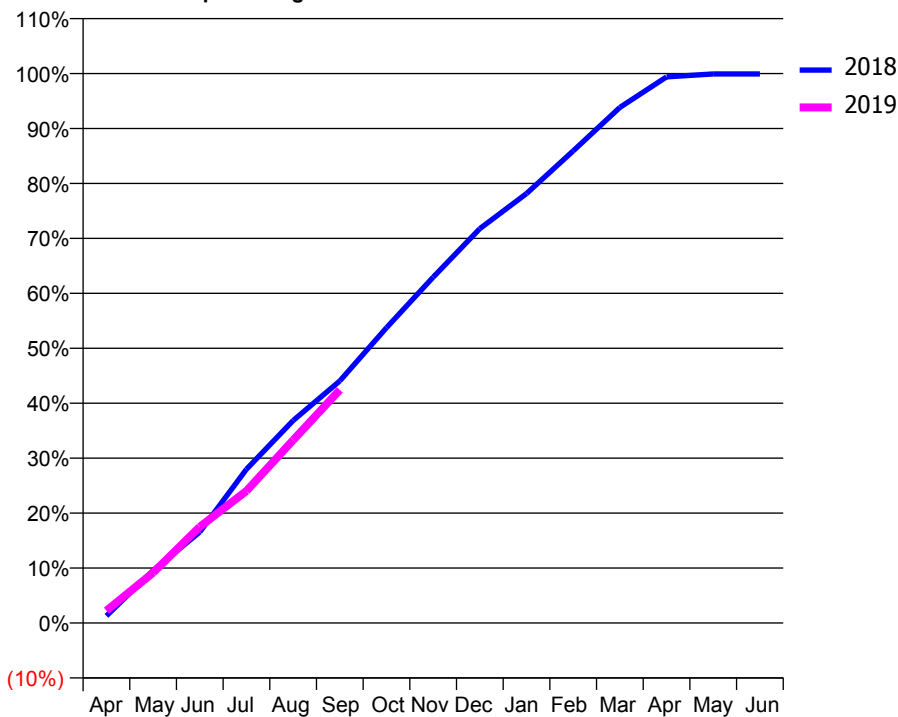
### ACCESS\*

Patients seen in 24 months	Total	Change since previous quarter
Quarter ending September 2017	8,090	
Quarter ending December 2017	8,164	→
Quarter ending March 2018	8,253	→
Quarter ending June 2018	8,264	→
Quarter ending September 2018	8,395	→
<b>Variance since September 2017</b>	<b>3.8%</b>	<b>↑</b>



### ACTIVITY

Cumulative percentage of contracted UDA delivered 2018 & 2019



Month	Adjusted Scheduled Activity (UDA)	
	2018	2019
April	294	505
May	2,150	2,062
June	3,725	3,941
July	6,297	5,410
August	8,292	7,486
September	9,914	9,546
October	12,093	
November	14,160	
December	16,150	
January	17,583	
February	19,333	
March	21,114	
April	22,361	
May	22,481	
June	22,481	

### QUALITY

	Quantity	Base Number	Contract	AT	Region	England
% of FP17s for the same patient ID Re-attending within 3 months - Children	90	1,475	6.1%	10.7%	11.4%	11.6%
% of FP17s for the same patient ID Re-attending within 3 months - Adults	541	3,671	14.7%	14.5%	15.0%	15.5%
% of FP17s for the same patient ID Re-attending between 3 & 9 months - Children	671	1,475	45.5%	58.0%	59.9%	58.8%
% of FP17s for the same patient ID Re-attending between 3 & 9 months - Adults	1,368	3,671	37.3%	48.8%	52.0%	51.1%
% of FP17s for Band 1 Urgent Courses	169	4,361	3.9%	8.7%	8.0%	9.0%
% of FP17s Relating to Free Repair or Replacements	74	4,361	1.7%	0.7%	0.8%	0.8%
% of FP17s Relating to Continuations	163	4,361	3.7%	0.8%	0.9%	0.9%
% of Patients satisfied with the dentistry they have received	0	0	N/A	94.2%	93.5%	93.3%
% of Patients satisfied with the time they had to wait for an appointment	0	0	N/A	87.2%	89.1%	88.9%

\* This is based on patients treated on this contract for their most recent course of treatment. Figures in italics indicate the base number of FP17s or Patient Questionnaire responses are less than 100. N/A is shown where the base number of responses is less than 10 during the period. % is calculated as Quantity/Base number\*100

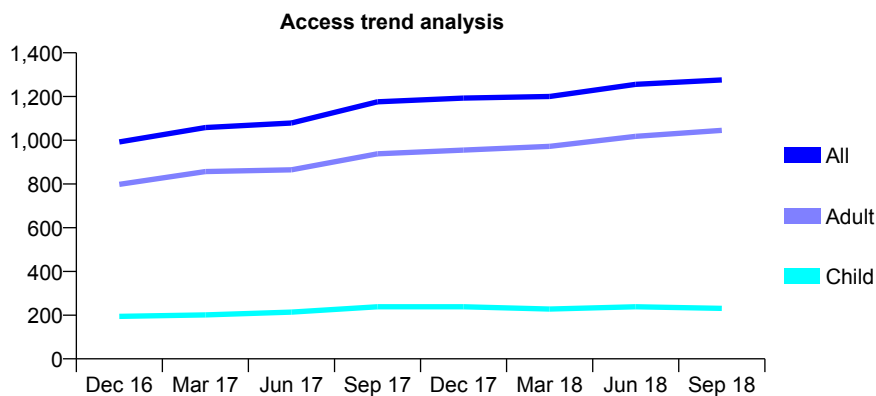
## Q58 - Vital Signs At a Glance Contract Report for 239682/0001 - September 2018

Name or company name	MISS DM PATEL
Contract type name	GDS Contract
Purpose of contract	General
Contract start date	01/04/2006
Contract end date	

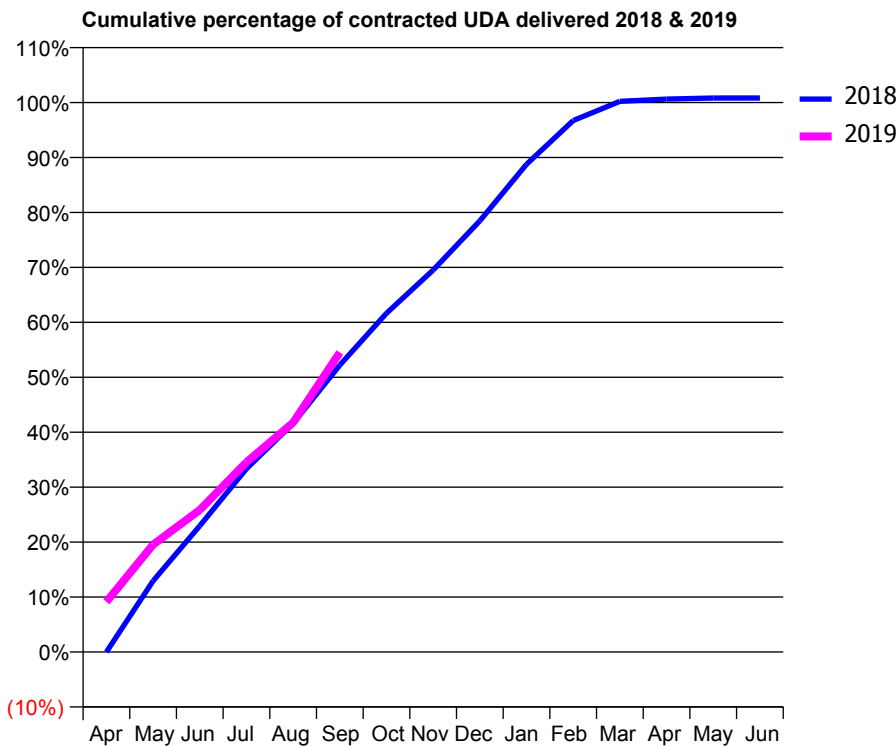
18/19 Contracted general activity (UDA)	4,600
Carry forward general activity (UDA)	0
18/19 Contracted orthodontic activity (UOA)	0
Carry forward orthodontic activity (UOA)	0
Baseline contract value	£132,520.04

### ACCESS\*

Patients seen in 24 months	Total	Change since previous quarter
Quarter ending September 2017	1,176	
Quarter ending December 2017	1,193	→
Quarter ending March 2018	1,200	→
Quarter ending June 2018	1,256	↑
Quarter ending September 2018	1,276	→
<b>Variance since September 2017</b>	<b>8.5%</b>	<b>↑</b>



### ACTIVITY



Month	Adjusted Scheduled Activity (UDA)	
	2018	2019
April	0	420
May	596	899
June	1,056	1,190
July	1,535	1,589
August	1,914	1,920
September	2,402	2,508
October	2,835	
November	3,198	
December	3,610	
January	4,083	
February	4,449	
March	4,610	
April	4,629	
May	4,638	
June	4,638	

### QUALITY

	Quantity	Base Number	Contract	AT	Region	England
% of FP17s for the same patient ID Re-attending within 3 months - Children	19	176	10.8%	10.7%	11.4%	11.6%
% of FP17s for the same patient ID Re-attending within 3 months - Adults	177	774	22.9%	14.5%	15.0%	15.5%
% of FP17s for the same patient ID Re-attending between 3 & 9 months - Children	92	176	52.3%	58.0%	59.9%	58.8%
% of FP17s for the same patient ID Re-attending between 3 & 9 months - Adults	289	774	37.3%	48.8%	52.0%	51.1%
% of FP17s for Band 1 Urgent Courses	78	935	8.3%	8.7%	8.0%	9.0%
% of FP17s Relating to Free Repair or Replacements	12	935	1.3%	0.7%	0.8%	0.8%
% of FP17s Relating to Continuations	9	935	1.0%	0.8%	0.9%	0.9%
% of Patients satisfied with the dentistry they have received	1	1	N/A	94.2%	93.5%	93.3%
% of Patients satisfied with the time they had to wait for an appointment	1	1	N/A	87.2%	89.1%	88.9%

\* This is based on patients treated on this contract for their most recent course of treatment. Figures in italics indicate the base number of FP17s or Patient Questionnaire responses are less than 100. N/A is shown where the base number of responses is less than 10 during the period. % is calculated as Quantity/Base number\*100

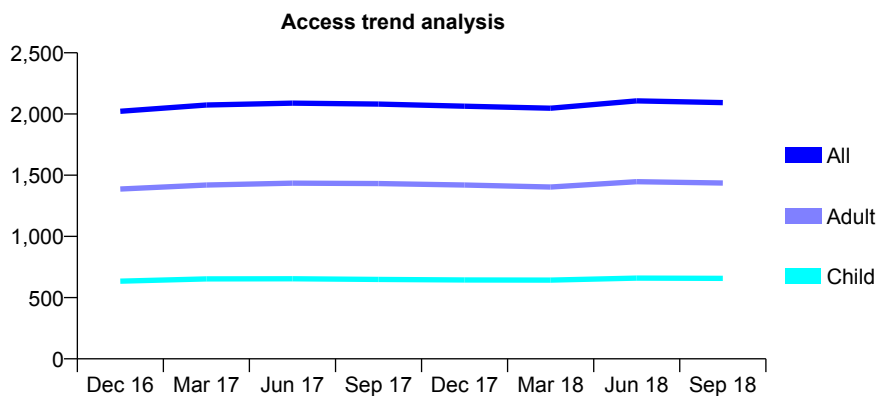
## Q58 - Vital Signs At a Glance Contract Report for 241393/0002 - September 2018

Name or company name	MR SH ALI
Contract type name	GDS Contract
Purpose of contract	General
Contract start date	01/10/2009
Contract end date	

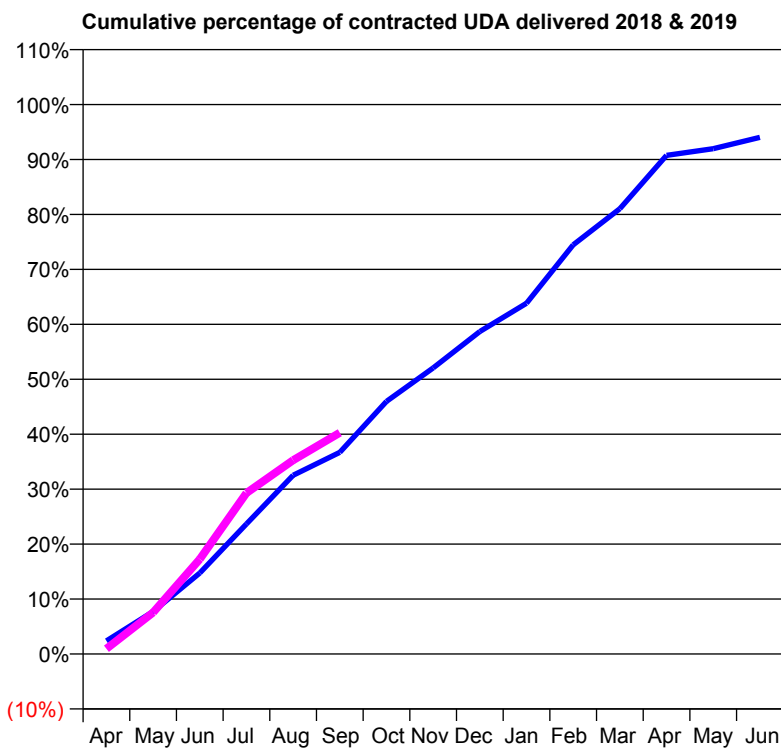
18/19 Contracted general activity (UDA)	6,500
Carry forward general activity (UDA)	0
18/19 Contracted orthodontic activity (UOA)	0
Carry forward orthodontic activity (UOA)	0
Baseline contract value	£189,160.64

### ACCESS\*

Patients seen in 24 months	Total	Change since previous quarter
Quarter ending September 2017	2,081	
Quarter ending December 2017	2,064	→
Quarter ending March 2018	2,047	→
Quarter ending June 2018	2,107	↑
Quarter ending September 2018	2,093	→
<b>Variance since September 2017</b>	<b>0.6%</b>	<b>→</b>



### ACTIVITY



Month	Adjusted Scheduled Activity (UDA)	
	2018	2019
April	156	62
May	503	492
June	958	1,122
July	1,539	1,905
August	2,115	2,293
September	2,386	2,618
October	2,989	
November	3,385	
December	3,815	
January	4,149	
February	4,840	
March	5,268	
April	5,899	
May	5,977	
June	6,111	

### QUALITY

	Quantity	Base Number	Contract	AT	Region	England
% of FP17s for the same patient ID Re-attending within 3 months - Children	34	438	7.8%	10.7%	11.4%	11.6%
% of FP17s for the same patient ID Re-attending within 3 months - Adults	141	721	19.6%	14.5%	15.0%	15.5%
% of FP17s for the same patient ID Re-attending between 3 & 9 months - Children	197	438	45.0%	58.0%	59.9%	58.8%
% of FP17s for the same patient ID Re-attending between 3 & 9 months - Adults	118	721	16.4%	48.8%	52.0%	51.1%
% of FP17s for Band 1 Urgent Courses	131	912	14.4%	8.7%	8.0%	9.0%
% of FP17s Relating to Free Repair or Replacements	2	912	0.2%	0.7%	0.8%	0.8%
% of FP17s Relating to Continuations	30	912	3.3%	0.8%	0.9%	0.9%
% of Patients satisfied with the dentistry they have received	1	1	N/A	94.2%	93.5%	93.3%
% of Patients satisfied with the time they had to wait for an appointment	1	1	N/A	87.2%	89.1%	88.9%

\* This is based on patients treated on this contract for their most recent course of treatment. Figures in italics indicate the base number of FP17s or Patient Questionnaire responses are less than 100. N/A is shown where the base number of responses is less than 10 during the period. % is calculated as Quantity/Base number\*100

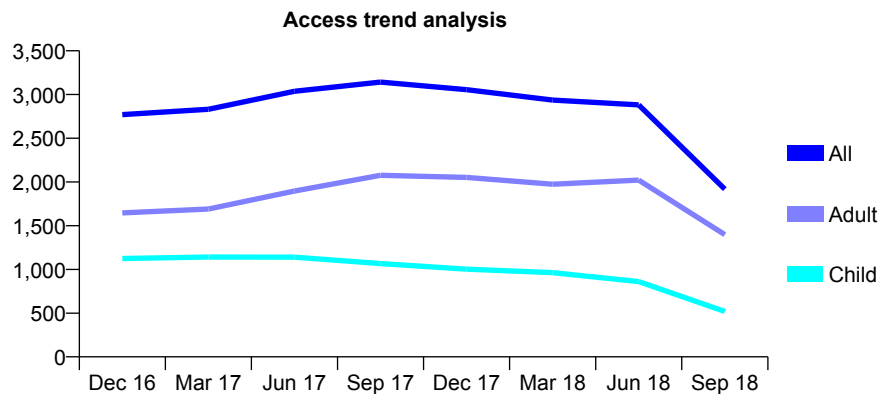
## Q58 - Vital Signs At a Glance Contract Report for 243760/0002 - September 2018

Name or company name	Broughton Dental Partnership
Contract type name	GDS Contract
Purpose of contract	General
Contract start date	01/04/2007
Contract end date	31/05/2018

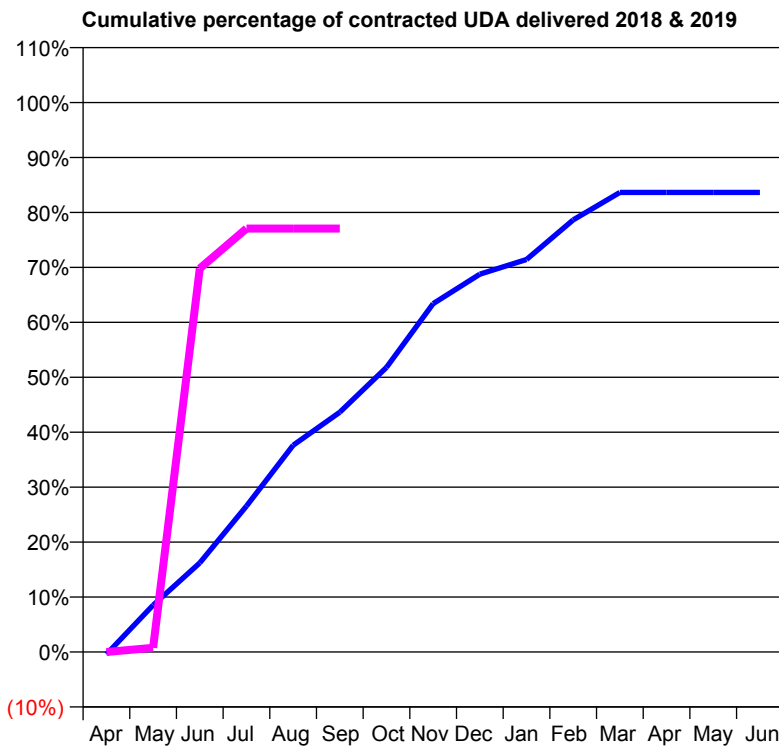
18/19 Contracted general activity (UDA)	1,161
Carry forward general activity (UDA)	0
18/19 Contracted orthodontic activity (UOA)	0
Carry forward orthodontic activity (UOA)	0
Baseline contract value	£26,385.53

### ACCESS\*

Patients seen in 24 months	Total	Change since previous quarter
Quarter ending September 2017	3,143	
Quarter ending December 2017	3,055	↓
Quarter ending March 2018	2,937	↓
Quarter ending June 2018	2,882	↓
Quarter ending September 2018	1,917	↓
<b>Variance since September 2017</b>	<b>(39.0%)</b>	<b>↓</b>



### ACTIVITY



Month	Adjusted Scheduled Activity (UDA)	
	2018	2019
April	-29	0
May	594	9
June	1,129	810
July	1,850	895
August	2,620	895
September	3,040	895
October	3,607	
November	4,415	
December	4,788	
January	4,974	
February	5,477	
March	5,825	
April	5,825	
May	5,825	
June	5,824	

### QUALITY

	Quantity	Base Number	Contract	AT	Region	England
% of FP17s for the same patient ID Re-attending within 3 months - Children	1	149	0.7%	10.7%	11.4%	11.6%
% of FP17s for the same patient ID Re-attending within 3 months - Adults	12	456	2.6%	14.5%	15.0%	15.5%
% of FP17s for the same patient ID Re-attending between 3 & 9 months - Children	29	149	19.5%	58.0%	59.9%	58.8%
% of FP17s for the same patient ID Re-attending between 3 & 9 months - Adults	79	456	17.3%	48.8%	52.0%	51.1%
% of FP17s for Band 1 Urgent Courses	63	603	10.4%	8.7%	8.0%	9.0%
% of FP17s Relating to Free Repair or Replacements	1	603	0.2%	0.7%	0.8%	0.8%
% of FP17s Relating to Continuations	0	603	0.0%	0.8%	0.9%	0.9%
% of Patients satisfied with the dentistry they have received	0	0	N/A	94.2%	93.5%	93.3%
% of Patients satisfied with the time they had to wait for an appointment	0	0	N/A	87.2%	89.1%	88.9%

\* This is based on patients treated on this contract for their most recent course of treatment. Figures in italics indicate the base number of FP17s or Patient Questionnaire responses are less than 100. N/A is shown where the base number of responses is less than 10 during the period. % is calculated as Quantity/Base number\*100

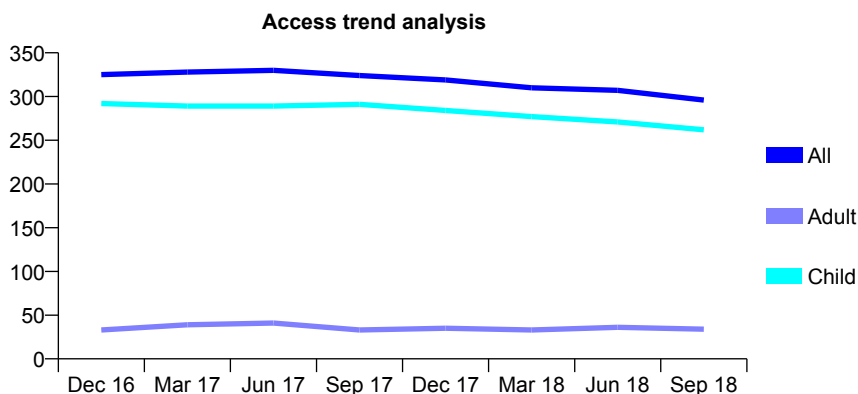
## Q58 - Vital Signs At a Glance Contract Report for 244740/0001 - September 2018

Name or company name	MR AN FLATTERS
Contract type name	GDS Contract
Purpose of contract	General
Contract start date	01/04/2006
Contract end date	

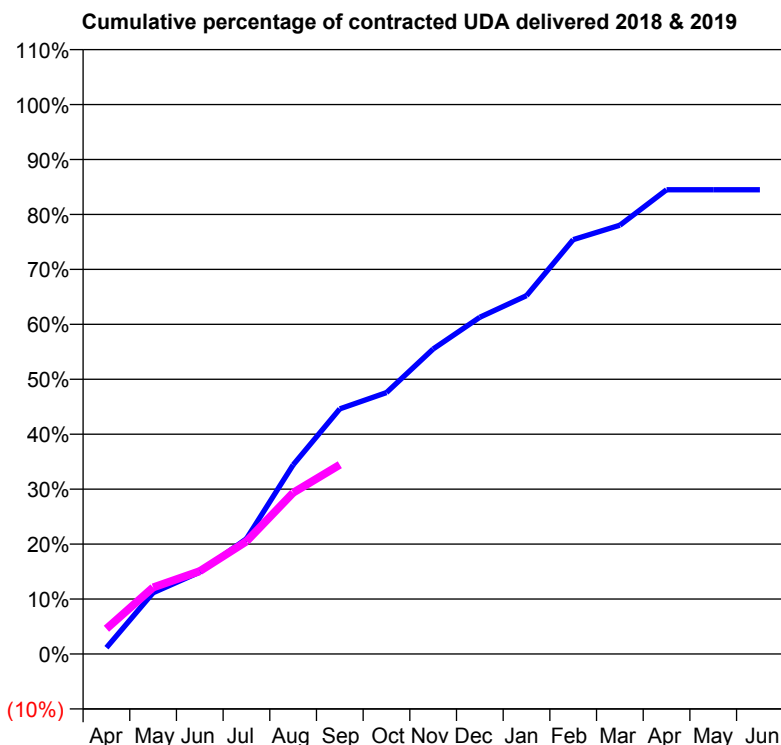
18/19 Contracted general activity (UDA)	610
Carry forward general activity (UDA)	0
18/19 Contracted orthodontic activity (UOA)	0
Carry forward orthodontic activity (UOA)	0
Baseline contract value	£15,268.58

### ACCESS\*

Patients seen in 24 months	Total	Change since previous quarter
Quarter ending September 2017	324	
Quarter ending December 2017	319	↓
Quarter ending March 2018	310	↓
Quarter ending June 2018	307	→
Quarter ending September 2018	296	↓
<b>Variance since September 2017</b>	<b>(8.6%)</b>	<b>↓</b>



### ACTIVITY



Month	Adjusted Scheduled Activity (UDA)	
	2018	2019
April	7	28
May	68	74
June	91	92
July	128	125
August	210	179
September	272	210
October	290	
November	339	
December	374	
January	398	
February	460	
March	476	
April	515	
May	515	
June	515	

### QUALITY

	Quantity	Base Number	Contract	AT	Region	England
% of FP17s for the same patient ID Re-attending within 3 months - Children	4	191	2.1%	10.7%	11.4%	11.6%
% of FP17s for the same patient ID Re-attending within 3 months - Adults	0	12	0.0%	14.5%	15.0%	15.5%
% of FP17s for the same patient ID Re-attending between 3 & 9 months - Children	127	191	66.5%	58.0%	59.9%	58.8%
% of FP17s for the same patient ID Re-attending between 3 & 9 months - Adults	7	12	58.3%	48.8%	52.0%	51.1%
% of FP17s for Band 1 Urgent Courses	1	174	0.6%	8.7%	8.0%	9.0%
% of FP17s Relating to Free Repair or Replacements	0	174	0.0%	0.7%	0.8%	0.8%
% of FP17s Relating to Continuations	1	174	0.6%	0.8%	0.9%	0.9%
% of Patients satisfied with the dentistry they have received	0	0	N/A	94.2%	93.5%	93.3%
% of Patients satisfied with the time they had to wait for an appointment	0	0	N/A	87.2%	89.1%	88.9%

\* This is based on patients treated on this contract for their most recent course of treatment. Figures in italics indicate the base number of FP17s or Patient Questionnaire responses are less than 100. N/A is shown where the base number of responses is less than 10 during the period. % is calculated as Quantity/Base number\*100

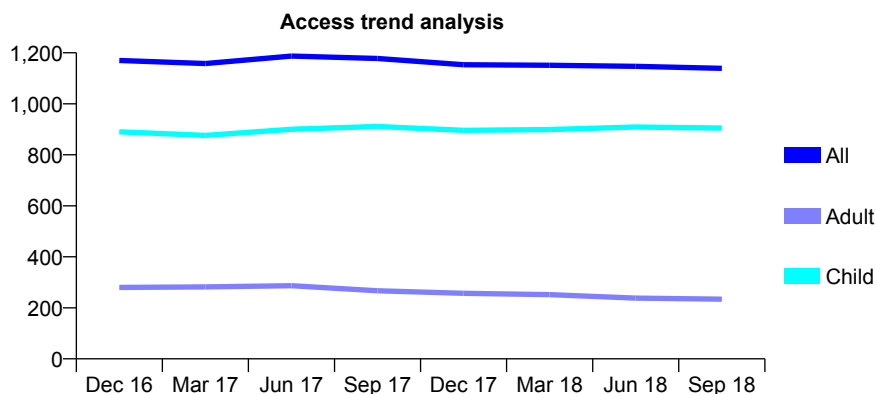
## Q58 - Vital Signs At a Glance Contract Report for 244961/0001 - September 2018

Name or company name	MR RF COLIN
Contract type name	GDS Contract
Purpose of contract	General
Contract start date	01/04/2006
Contract end date	

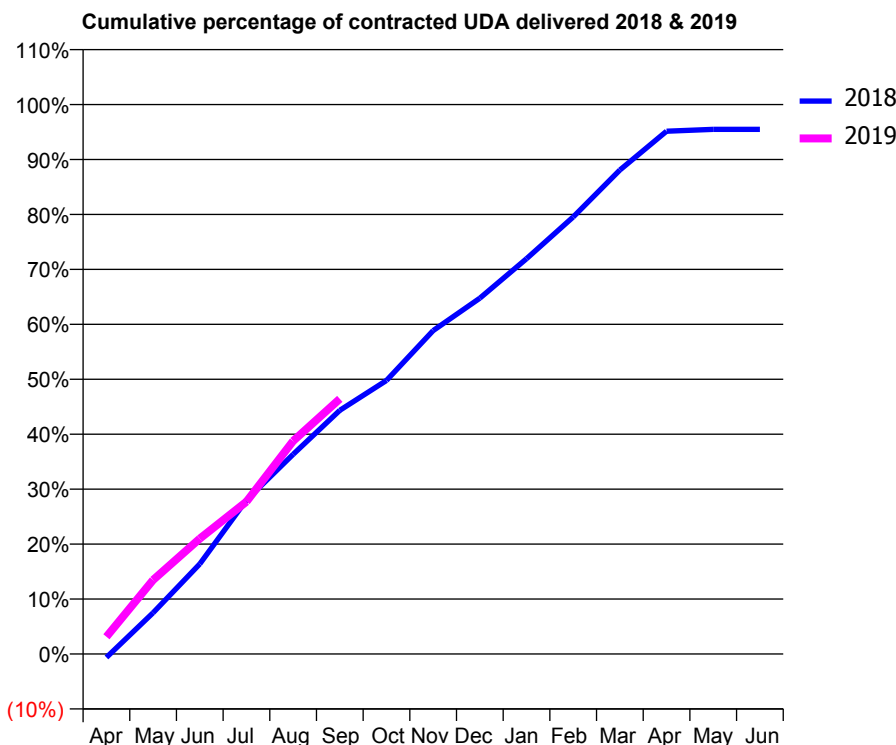
18/19 Contracted general activity (UDA)	1,850
Carry forward general activity (UDA)	0
18/19 Contracted orthodontic activity (UOA)	0
Carry forward orthodontic activity (UOA)	0
Baseline contract value	£45,454.12

### ACCESS\*

Patients seen in 24 months	Total	Change since previous quarter
Quarter ending September 2017	1,178	
Quarter ending December 2017	1,153	↓
Quarter ending March 2018	1,151	→
Quarter ending June 2018	1,147	→
Quarter ending September 2018	1,139	→
<b>Variance since September 2017</b>	<b>(3.3%)</b>	<b>↓</b>



### ACTIVITY



Adjusted Scheduled Activity (UDA)		
Month	2018	2019
April	-12	58
May	139	250
June	303	389
July	518	513
August	672	717
September	821	859
October	921	
November	1,089	
December	1,198	
January	1,331	
February	1,471	
March	1,629	
April	1,760	
May	1,766	
June	1,766	

### QUALITY

	Quantity	Base Number	Contract	AT	Region	England
% of FP17s for the same patient ID Re-attending within 3 months - Children	27	659	4.1%	10.7%	11.4%	11.6%
% of FP17s for the same patient ID Re-attending within 3 months - Adults	7	107	6.5%	14.5%	15.0%	15.5%
% of FP17s for the same patient ID Re-attending between 3 & 9 months - Children	374	659	56.8%	58.0%	59.9%	58.8%
% of FP17s for the same patient ID Re-attending between 3 & 9 months - Adults	64	107	59.8%	48.8%	52.0%	51.1%
% of FP17s for Band 1 Urgent Courses	6	667	0.9%	8.7%	8.0%	9.0%
% of FP17s Relating to Free Repair or Replacements	1	667	0.1%	0.7%	0.8%	0.8%
% of FP17s Relating to Continuations	0	667	0.0%	0.8%	0.9%	0.9%
% of Patients satisfied with the dentistry they have received	1	1	N/A	94.2%	93.5%	93.3%
% of Patients satisfied with the time they had to wait for an appointment	1	1	N/A	87.2%	89.1%	88.9%

\* This is based on patients treated on this contract for their most recent course of treatment. Figures in italics indicate the base number of FP17s or Patient Questionnaire responses are less than 100. N/A is shown where the base number of responses is less than 10 during the period. % is calculated as Quantity/Base number\*100

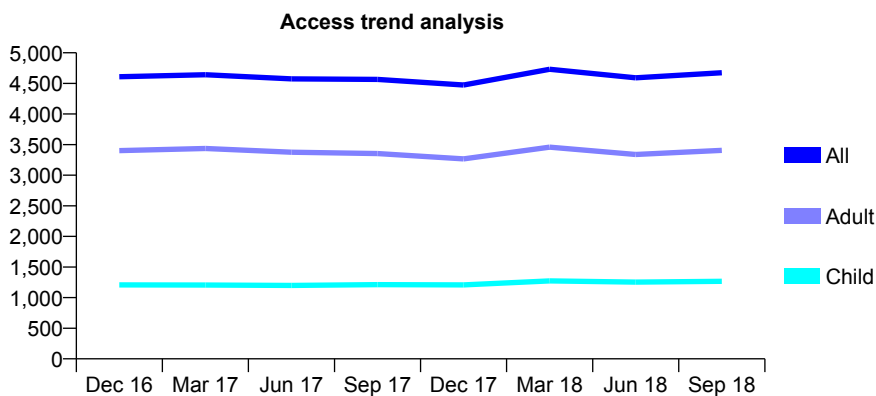
## Q58 - Vital Signs At a Glance Contract Report for 245240/0001 - September 2018

Name or company name	MR A PELUSO
Contract type name	GDS Contract
Purpose of contract	General
Contract start date	01/04/2006
Contract end date	

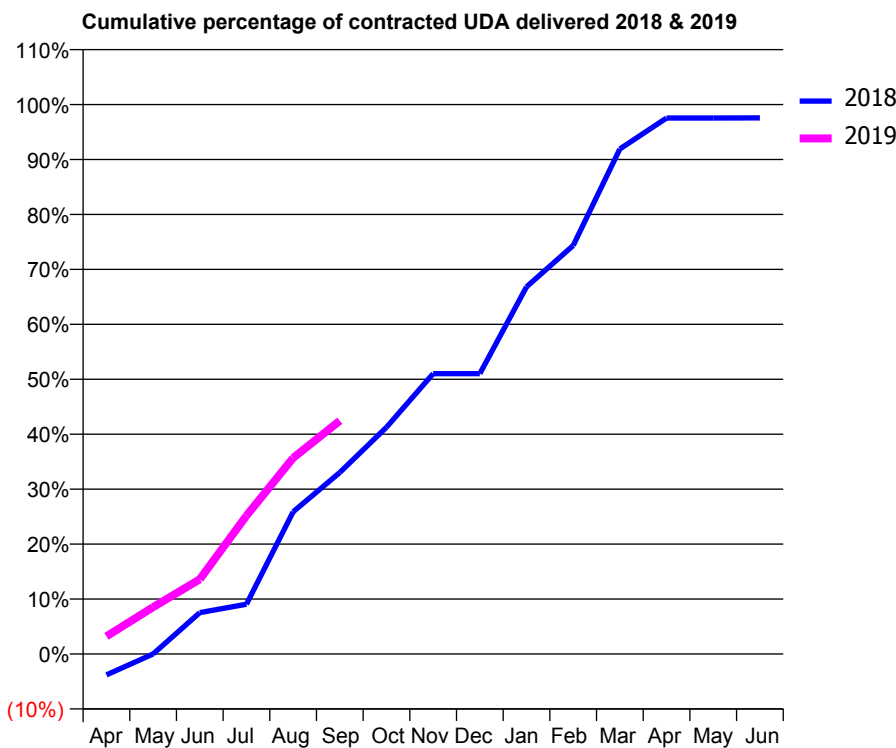
18/19 Contracted general activity (UDA)	11,200
Carry forward general activity (UDA)	0
18/19 Contracted orthodontic activity (UOA)	0
Carry forward orthodontic activity (UOA)	0
Baseline contract value	£333,873.41

### ACCESS\*

Patients seen in 24 months	Total	Change since previous quarter
Quarter ending September 2017	4,566	
Quarter ending December 2017	4,474	↓
Quarter ending March 2018	4,731	↑
Quarter ending June 2018	4,592	↓
Quarter ending September 2018	4,674	→
<b>Variance since September 2017</b>	<b>2.4%</b>	<b>↑</b>



### ACTIVITY



Month	Adjusted Scheduled Activity (UDA)	
	2018	2019
April	-427	360
May	2	956
June	845	1,524
July	1,015	2,819
August	2,898	3,996
September	3,700	4,754
October	4,622	
November	5,715	
December	5,715	
January	7,484	
February	8,326	
March	10,294	
April	10,924	
May	10,926	
June	10,927	

### QUALITY

	Quantity	Base Number	Contract	AT	Region	England
% of FP17s for the same patient ID Re-attending within 3 months - Children	72	866	8.3%	10.7%	11.4%	11.6%
% of FP17s for the same patient ID Re-attending within 3 months - Adults	422	2,125	19.9%	14.5%	15.0%	15.5%
% of FP17s for the same patient ID Re-attending between 3 & 9 months - Children	501	866	57.9%	58.0%	59.9%	58.8%
% of FP17s for the same patient ID Re-attending between 3 & 9 months - Adults	938	2,125	44.1%	48.8%	52.0%	51.1%
% of FP17s for Band 1 Urgent Courses	321	2,376	13.5%	8.7%	8.0%	9.0%
% of FP17s Relating to Free Repair or Replacements	9	2,376	0.4%	0.7%	0.8%	0.8%
% of FP17s Relating to Continuations	2	2,376	0.1%	0.8%	0.9%	0.9%
% of Patients satisfied with the dentistry they have received	2	2	N/A	94.2%	93.5%	93.3%
% of Patients satisfied with the time they had to wait for an appointment	2	2	N/A	87.2%	89.1%	88.9%

\* This is based on patients treated on this contract for their most recent course of treatment. Figures in italics indicate the base number of FP17s or Patient Questionnaire responses are less than 100. N/A is shown where the base number of responses is less than 10 during the period. % is calculated as Quantity/Base number\*100

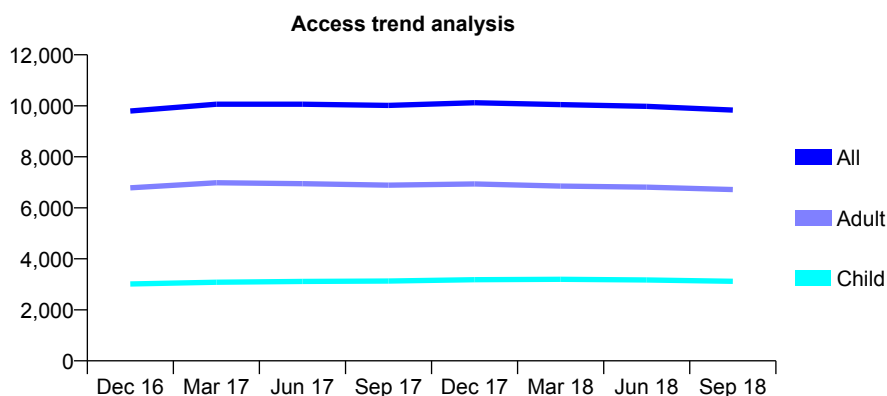
## Q58 - Vital Signs At a Glance Contract Report for 245240/0002 - September 2018

Name or company name	MR A PELUSO
Contract type name	GDS Contract
Purpose of contract	General
Contract start date	01/04/2006
Contract end date	

18/19 Contracted general activity (UDA)	22,415
Carry forward general activity (UDA)	0
18/19 Contracted orthodontic activity (UOA)	0
Carry forward orthodontic activity (UOA)	0
Baseline contract value	£589,768.17

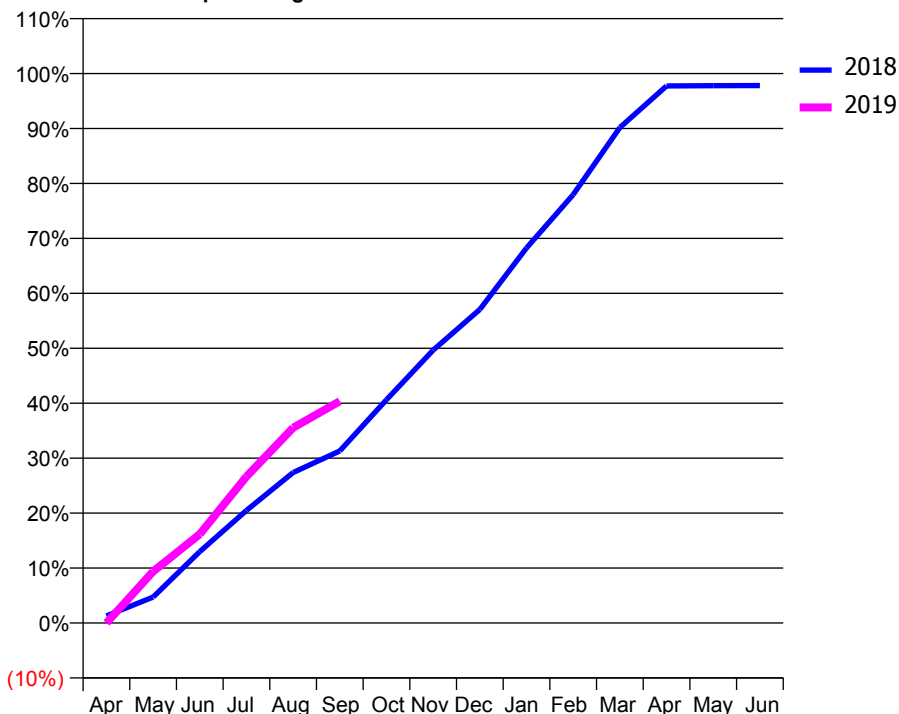
### ACCESS\*

Patients seen in 24 months	Total	Change since previous quarter
Quarter ending September 2017	10,017	
Quarter ending December 2017	10,118	→
Quarter ending March 2018	10,049	→
Quarter ending June 2018	9,979	→
Quarter ending September 2018	9,835	↓
<b>Variance since September 2017</b>	<b>(1.8%)</b>	<b>↓</b>



### ACTIVITY

Cumulative percentage of contracted UDA delivered 2018 & 2019



Month	Adjusted Scheduled Activity (UDA)	
	2018	2019
April	294	0
May	1,058	2,103
June	2,914	3,626
July	4,592	5,977
August	6,141	7,968
September	7,017	9,050
October	9,108	
November	11,132	
December	12,790	
January	15,296	
February	17,473	
March	20,211	
April	21,905	
May	21,920	
June	21,925	

### QUALITY

	Quantity	Base Number	Contract	AT	Region	England
% of FP17s for the same patient ID Re-attending within 3 months - Children	260	2,361	11.0%	10.7%	11.4%	11.6%
% of FP17s for the same patient ID Re-attending within 3 months - Adults	689	4,452	15.5%	14.5%	15.0%	15.5%
% of FP17s for the same patient ID Re-attending between 3 & 9 months - Children	1,431	2,361	60.6%	58.0%	59.9%	58.8%
% of FP17s for the same patient ID Re-attending between 3 & 9 months - Adults	2,532	4,452	56.9%	48.8%	52.0%	51.1%
% of FP17s for Band 1 Urgent Courses	339	4,854	7.0%	8.7%	8.0%	9.0%
% of FP17s Relating to Free Repair or Replacements	60	4,854	1.2%	0.7%	0.8%	0.8%
% of FP17s Relating to Continuations	19	4,854	0.4%	0.8%	0.9%	0.9%
% of Patients satisfied with the dentistry they have received	9	9	N/A	94.2%	93.5%	93.3%
% of Patients satisfied with the time they had to wait for an appointment	8	9	N/A	87.2%	89.1%	88.9%

\* This is based on patients treated on this contract for their most recent course of treatment. Figures in italics indicate the base number of FP17s or Patient Questionnaire responses are less than 100. N/A is shown where the base number of responses is less than 10 during the period. % is calculated as Quantity/Base number\*100



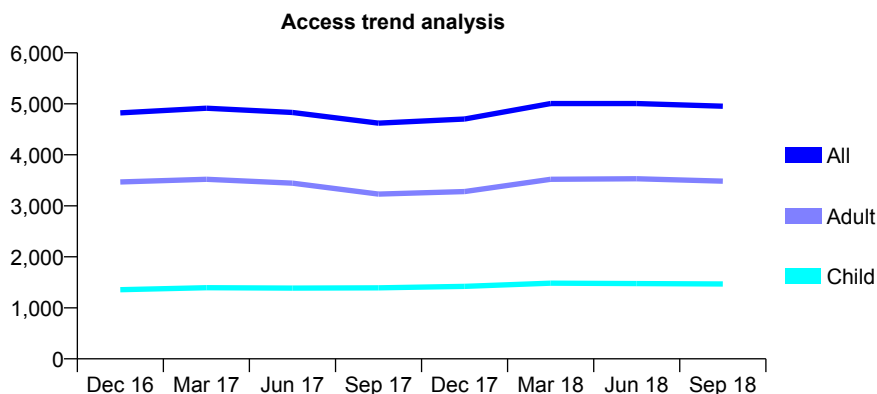
## Q58 - Vital Signs At a Glance Contract Report for 245240/0007 - September 2018

Name or company name	MR A PELUSO
Contract type name	GDS Contract
Purpose of contract	General
Contract start date	18/08/2012
Contract end date	

18/19 Contracted general activity (UDA)	10,145
Carry forward general activity (UDA)	0
18/19 Contracted orthodontic activity (UOA)	0
Carry forward orthodontic activity (UOA)	0
Baseline contract value	£226,145.61

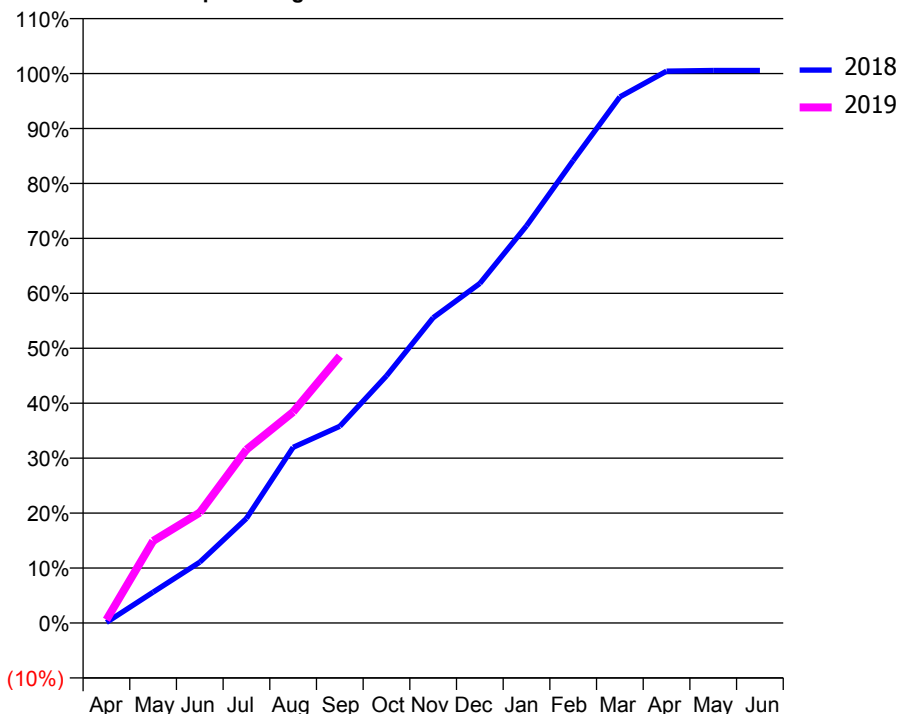
### ACCESS\*

Patients seen in 24 months	Total	Change since previous quarter
Quarter ending September 2017	4,622	
Quarter ending December 2017	4,702	→
Quarter ending March 2018	5,004	↑
Quarter ending June 2018	5,006	→
Quarter ending September 2018	4,952	↓
<b>Variance since September 2017</b>	<b>7.1%</b>	<b>↑</b>



### ACTIVITY

Cumulative percentage of contracted UDA delivered 2018 & 2019



Month	Adjusted Scheduled Activity (UDA)	
	2018	2019
April	11	60
May	570	1,515
June	1,125	2,039
July	1,932	3,201
August	3,243	3,896
September	3,633	4,928
October	4,564	
November	5,636	
December	6,268	
January	7,332	
February	8,540	
March	9,713	
April	10,189	
May	10,200	
June	10,200	

### QUALITY

	Quantity	Base Number	Contract	AT	Region	England
% of FP17s for the same patient ID Re-attending within 3 months - Children	73	1,158	6.3%	10.7%	11.4%	11.6%
% of FP17s for the same patient ID Re-attending within 3 months - Adults	215	1,751	12.3%	14.5%	15.0%	15.5%
% of FP17s for the same patient ID Re-attending between 3 & 9 months - Children	701	1,158	60.5%	58.0%	59.9%	58.8%
% of FP17s for the same patient ID Re-attending between 3 & 9 months - Adults	751	1,751	42.9%	48.8%	52.0%	51.1%
% of FP17s for Band 1 Urgent Courses	268	2,641	10.1%	8.7%	8.0%	9.0%
% of FP17s Relating to Free Repair or Replacements	35	2,641	1.3%	0.7%	0.8%	0.8%
% of FP17s Relating to Continuations	18	2,641	0.7%	0.8%	0.9%	0.9%
% of Patients satisfied with the dentistry they have received	1	1	N/A	94.2%	93.5%	93.3%
% of Patients satisfied with the time they had to wait for an appointment	1	1	N/A	87.2%	89.1%	88.9%

\* This is based on patients treated on this contract for their most recent course of treatment. Figures in italics indicate the base number of FP17s or Patient Questionnaire responses are less than 100. N/A is shown where the base number of responses is less than 10 during the period. % is calculated as Quantity/Base number\*100

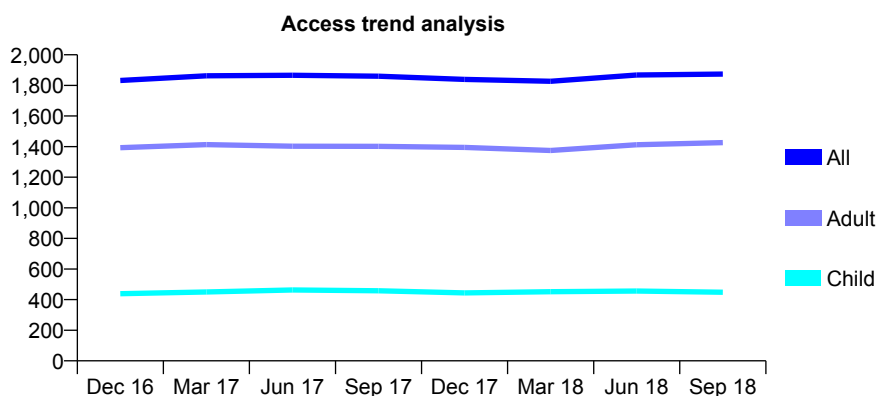
## Q58 - Vital Signs At a Glance Contract Report for 246263/0001 - September 2018

Name or company name	MR NF FARYAD
Contract type name	GDS Contract
Purpose of contract	General
Contract start date	01/04/2006
Contract end date	

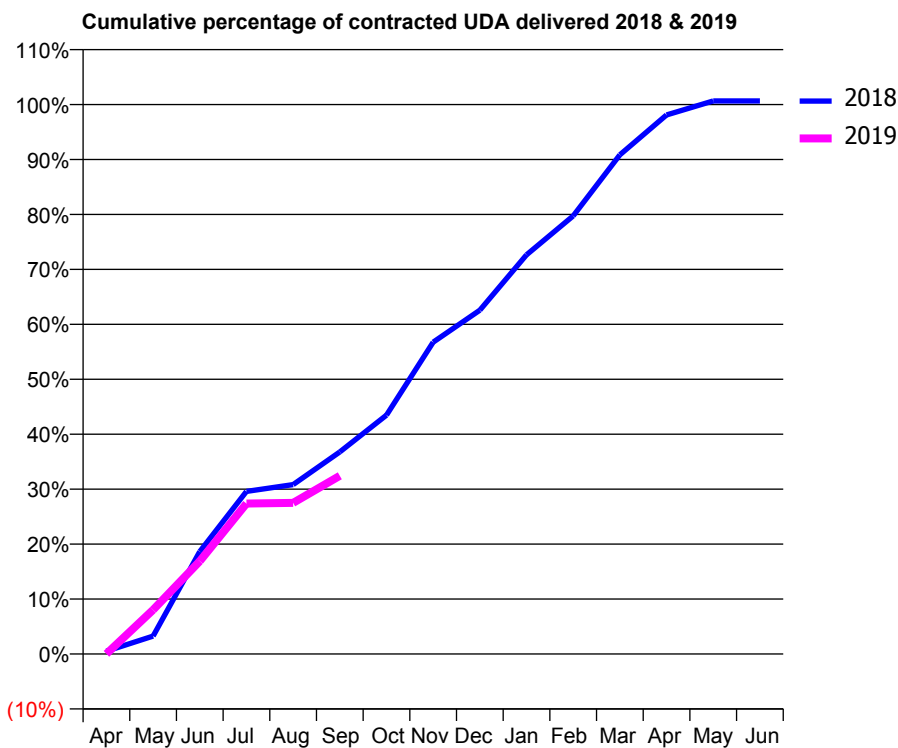
18/19 Contracted general activity (UDA)	8,525
Carry forward general activity (UDA)	0
18/19 Contracted orthodontic activity (UOA)	0
Carry forward orthodontic activity (UOA)	0
Baseline contract value	£239,999.98

### ACCESS\*

Patients seen in 24 months	Total	Change since previous quarter
Quarter ending September 2017	1,860	
Quarter ending December 2017	1,839	↓
Quarter ending March 2018	1,827	→
Quarter ending June 2018	1,868	↑
Quarter ending September 2018	1,874	→
<b>Variance since September 2017</b>	<b>0.8%</b>	<b>→</b>



### ACTIVITY



Month	Adjusted Scheduled Activity (UDA)	
	2018	2019
April	44	3
May	279	686
June	1,590	1,440
July	2,523	2,334
August	2,629	2,346
September	3,135	2,765
October	3,706	
November	4,837	
December	5,333	
January	6,193	
February	6,796	
March	7,745	
April	8,362	
May	8,579	
June	8,579	

### QUALITY

	Quantity	Base Number	Contract	AT	Region	England
% of FP17s for the same patient ID Re-attending within 3 months - Children	25	283	8.8%	10.7%	11.4%	11.6%
% of FP17s for the same patient ID Re-attending within 3 months - Adults	82	789	10.4%	14.5%	15.0%	15.5%
% of FP17s for the same patient ID Re-attending between 3 & 9 months - Children	161	283	56.9%	58.0%	59.9%	58.8%
% of FP17s for the same patient ID Re-attending between 3 & 9 months - Adults	392	789	49.7%	48.8%	52.0%	51.1%
% of FP17s for Band 1 Urgent Courses	46	850	5.4%	8.7%	8.0%	9.0%
% of FP17s Relating to Free Repair or Replacements	3	850	0.4%	0.7%	0.8%	0.8%
% of FP17s Relating to Continuations	0	850	0.0%	0.8%	0.9%	0.9%
% of Patients satisfied with the dentistry they have received	1	1	N/A	94.2%	93.5%	93.3%
% of Patients satisfied with the time they had to wait for an appointment	1	1	N/A	87.2%	89.1%	88.9%

\* This is based on patients treated on this contract for their most recent course of treatment. Figures in italics indicate the base number of FP17s or Patient Questionnaire responses are less than 100. N/A is shown where the base number of responses is less than 10 during the period. % is calculated as Quantity/Base number\*100

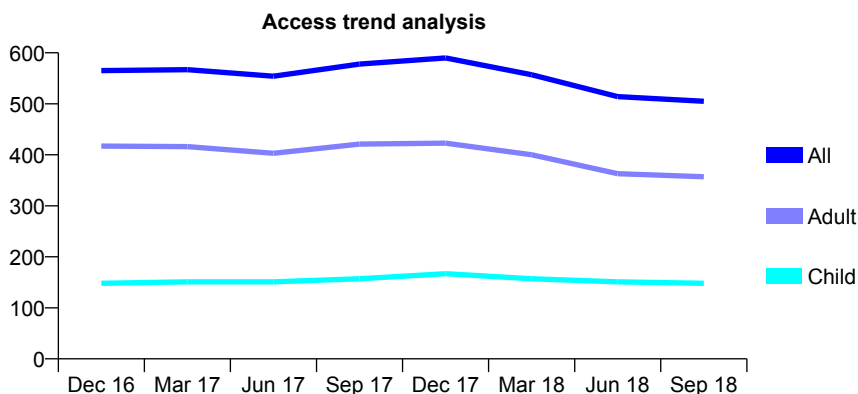
## Q58 - Vital Signs At a Glance Contract Report for 251240/0001 - September 2018

Name or company name	MISS NB YELLA
Contract type name	GDS Contract
Purpose of contract	General
Contract start date	01/02/2008
Contract end date	

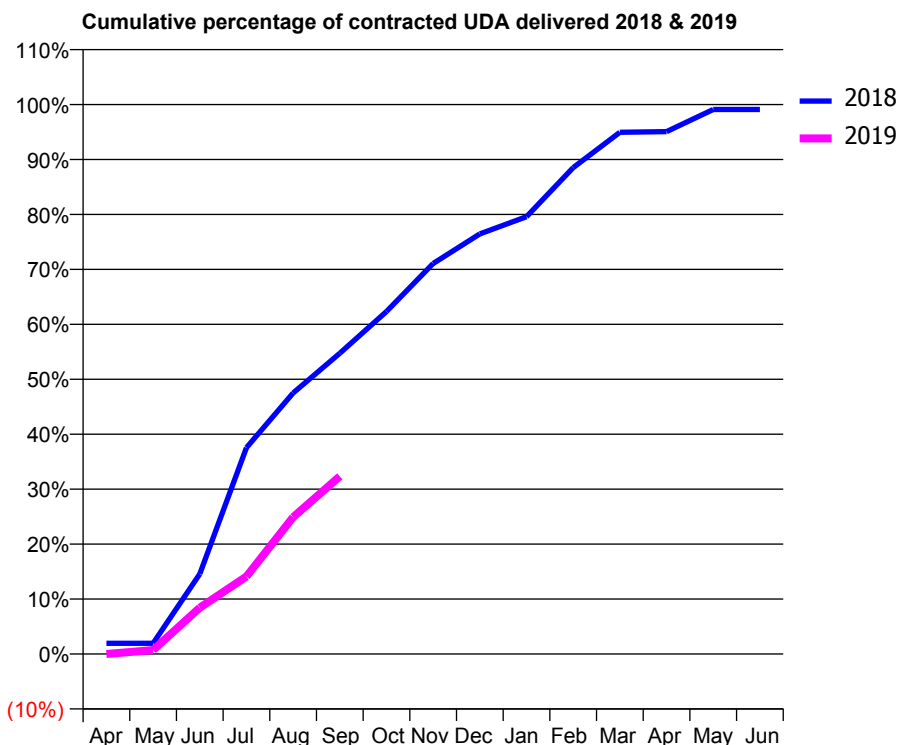
18/19 Contracted general activity (UDA)	1,679
Carry forward general activity (UDA)	0
18/19 Contracted orthodontic activity (UOA)	0
Carry forward orthodontic activity (UOA)	0
Baseline contract value	£48,188.67

### ACCESS\*

Patients seen in 24 months	Total	Change since previous quarter
Quarter ending September 2017	578	
Quarter ending December 2017	590	↑
Quarter ending March 2018	557	↓
Quarter ending June 2018	514	↓
Quarter ending September 2018	505	↓
<b>Variance since September 2017</b>	<b>(12.6%)</b>	<b>↓</b>



### ACTIVITY



Adjusted Scheduled Activity (UDA)		
Month	2018	2019
April	33	0
May	33	12
June	245	141
July	630	237
August	797	418
September	919	543
October	1,047	
November	1,193	
December	1,284	
January	1,336	
February	1,486	
March	1,594	
April	1,596	
May	1,664	
June	1,664	

### QUALITY

	Quantity	Base Number	Contract	AT	Region	England
% of FP17s for the same patient ID Re-attending within 3 months - Children	8	97	8.2%	10.7%	11.4%	11.6%
% of FP17s for the same patient ID Re-attending within 3 months - Adults	8	99	8.1%	14.5%	15.0%	15.5%
% of FP17s for the same patient ID Re-attending between 3 & 9 months - Children	48	97	49.5%	58.0%	59.9%	58.8%
% of FP17s for the same patient ID Re-attending between 3 & 9 months - Adults	29	99	29.3%	48.8%	52.0%	51.1%
% of FP17s for Band 1 Urgent Courses	14	148	9.5%	8.7%	8.0%	9.0%
% of FP17s Relating to Free Repair or Replacements	4	148	2.7%	0.7%	0.8%	0.8%
% of FP17s Relating to Continuations	0	148	0.0%	0.8%	0.9%	0.9%
% of Patients satisfied with the dentistry they have received	0	0	N/A	94.2%	93.5%	93.3%
% of Patients satisfied with the time they had to wait for an appointment	0	0	N/A	87.2%	89.1%	88.9%

\* This is based on patients treated on this contract for their most recent course of treatment. Figures in italics indicate the base number of FP17s or Patient Questionnaire responses are less than 100. N/A is shown where the base number of responses is less than 10 during the period. % is calculated as Quantity/Base number\*100

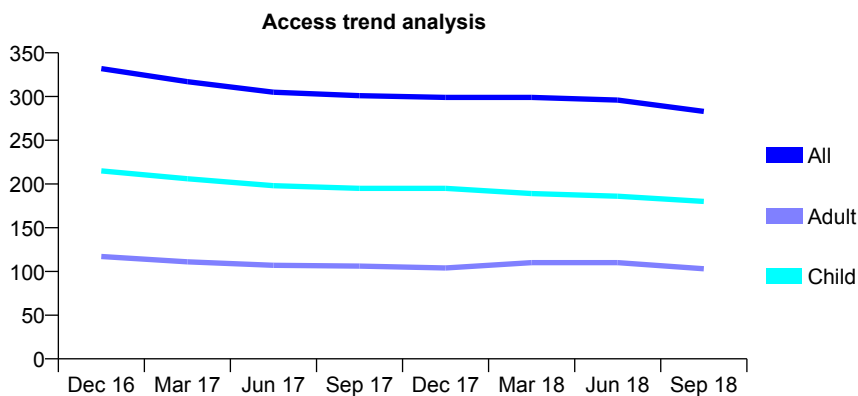
## Q58 - Vital Signs At a Glance Contract Report for 256528/0001 - September 2018

Name or company name	MR JW BRAZIER
Contract type name	GDS Contract
Purpose of contract	General
Contract start date	01/04/2006
Contract end date	

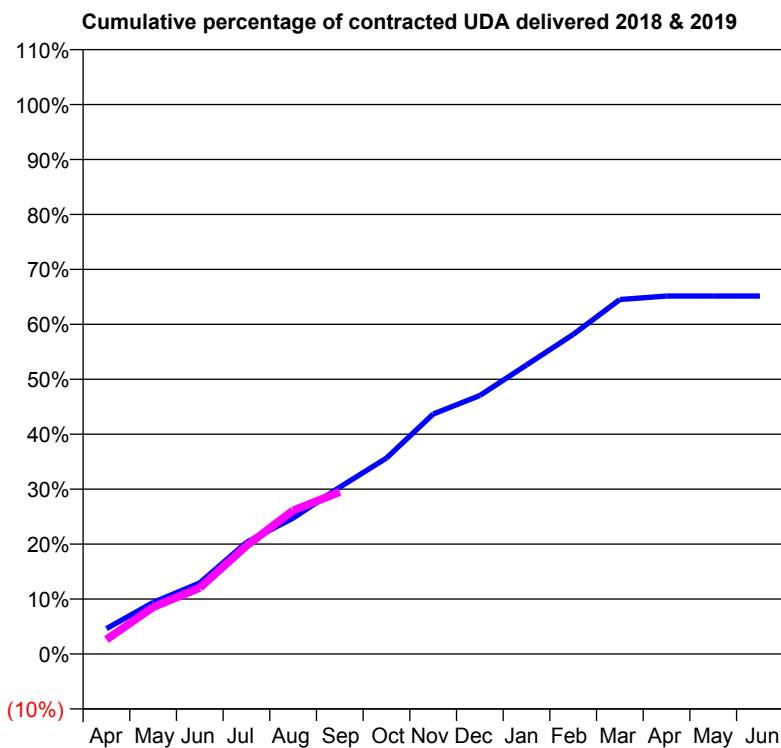
18/19 Contracted general activity (UDA)	800
Carry forward general activity (UDA)	0
18/19 Contracted orthodontic activity (UOA)	0
Carry forward orthodontic activity (UOA)	0
Baseline contract value	£18,395.95

### ACCESS\*

Patients seen in 24 months	Total	Change since previous quarter
Quarter ending September 2017	301	
Quarter ending December 2017	299	→
Quarter ending March 2018	299	→
Quarter ending June 2018	296	↓
Quarter ending September 2018	283	↓
<b>Variance since September 2017</b>	<b>(6.0%)</b>	<b>↓</b>



### ACTIVITY



Adjusted Scheduled Activity (UDA)		
Month	2018	2019
April	37	21
May	75	68
June	104	96
July	163	158
August	198	209
September	243	236
October	285	
November	349	
December	376	
January	421	
February	465	
March	516	
April	521	
May	521	
June	521	

### QUALITY

	Quantity	Base Number	Contract	AT	Region	England
% of FP17s for the same patient ID Re-attending within 3 months - Children	9	121	7.4%	10.7%	11.4%	11.6%
% of FP17s for the same patient ID Re-attending within 3 months - Adults	6	48	12.5%	14.5%	15.0%	15.5%
% of FP17s for the same patient ID Re-attending between 3 & 9 months - Children	77	121	63.6%	58.0%	59.9%	58.8%
% of FP17s for the same patient ID Re-attending between 3 & 9 months - Adults	24	48	50.0%	48.8%	52.0%	51.1%
% of FP17s for Band 1 Urgent Courses	5	162	3.1%	8.7%	8.0%	9.0%
% of FP17s Relating to Free Repair or Replacements	3	162	1.9%	0.7%	0.8%	0.8%
% of FP17s Relating to Continuations	0	162	0.0%	0.8%	0.9%	0.9%
% of Patients satisfied with the dentistry they have received	0	0	N/A	94.2%	93.5%	93.3%
% of Patients satisfied with the time they had to wait for an appointment	0	0	N/A	87.2%	89.1%	88.9%

\* This is based on patients treated on this contract for their most recent course of treatment. Figures in italics indicate the base number of FP17s or Patient Questionnaire responses are less than 100. N/A is shown where the base number of responses is less than 10 during the period. % is calculated as Quantity/Base number\*100

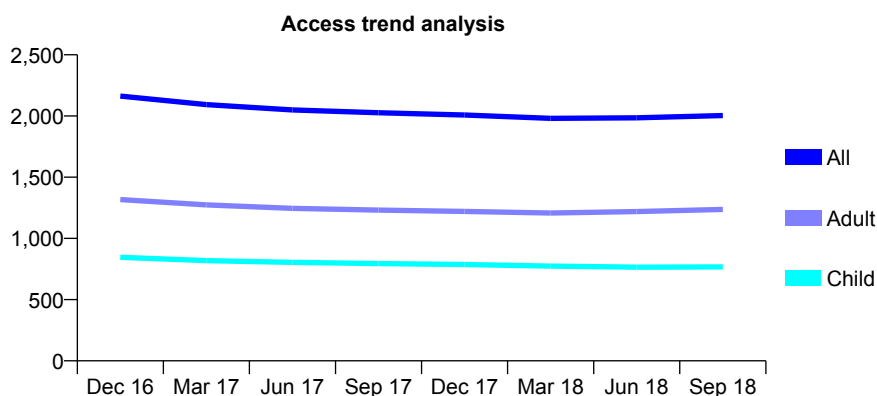
## Q58 - Vital Signs At a Glance Contract Report for 257141/0002 - September 2018

Name or company name	Cloves Dental Practice
Contract type name	GDS Contract
Purpose of contract	General
Contract start date	01/07/2012
Contract end date	

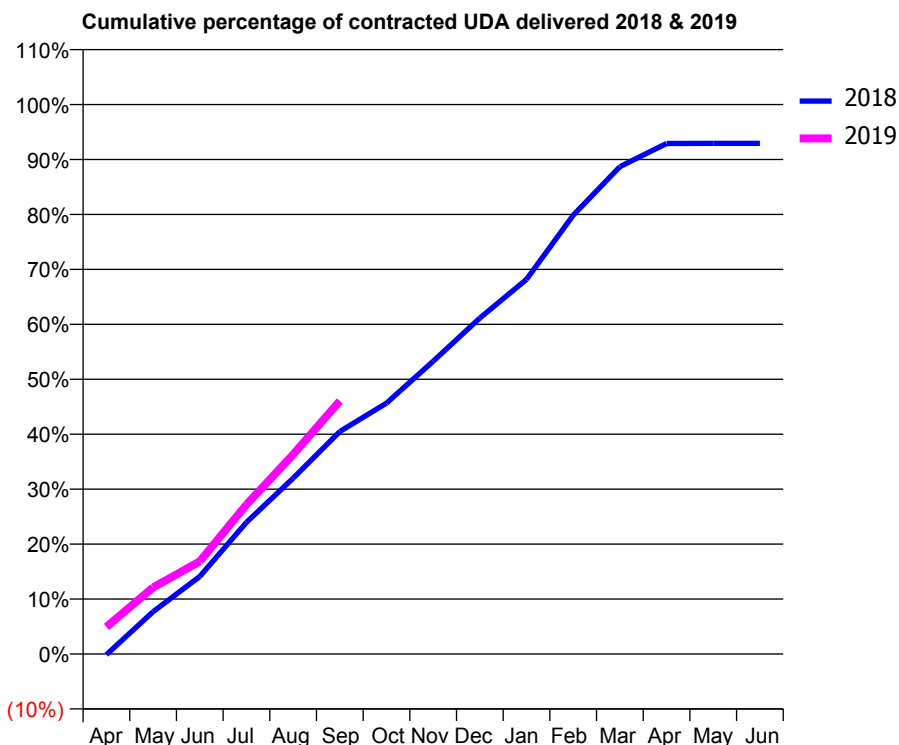
18/19 Contracted general activity (UDA)	7,200
Carry forward general activity (UDA)	0
18/19 Contracted orthodontic activity (UOA)	0
Carry forward orthodontic activity (UOA)	0
Baseline contract value	£163,604.62

### ACCESS\*

Patients seen in 24 months	Total	Change since previous quarter
Quarter ending September 2017	2,027	
Quarter ending December 2017	2,008	→
Quarter ending March 2018	1,981	↓
Quarter ending June 2018	1,985	→
Quarter ending September 2018	2,004	→
<b>Variance since September 2017</b>	<b>(1.1%)</b>	<b>↓</b>



### ACTIVITY



Month	Adjusted Scheduled Activity (UDA)	
	2018	2019
April	-9	356
May	555	874
June	1,016	1,214
July	1,726	1,958
August	2,303	2,615
September	2,914	3,315
October	3,287	
November	3,836	
December	4,403	
January	4,909	
February	5,749	
March	6,386	
April	6,690	
May	6,690	
June	6,690	

### QUALITY

	Quantity	Base Number	Contract	AT	Region	England
% of FP17s for the same patient ID Re-attending within 3 months - Children	59	715	8.3%	10.7%	11.4%	11.6%
% of FP17s for the same patient ID Re-attending within 3 months - Adults	173	1,065	16.2%	14.5%	15.0%	15.5%
% of FP17s for the same patient ID Re-attending between 3 & 9 months - Children	507	715	70.9%	58.0%	59.9%	58.8%
% of FP17s for the same patient ID Re-attending between 3 & 9 months - Adults	700	1,065	65.7%	48.8%	52.0%	51.1%
% of FP17s for Band 1 Urgent Courses	96	1,642	5.8%	8.7%	8.0%	9.0%
% of FP17s Relating to Free Repair or Replacements	4	1,642	0.2%	0.7%	0.8%	0.8%
% of FP17s Relating to Continuations	1	1,642	0.1%	0.8%	0.9%	0.9%
% of Patients satisfied with the dentistry they have received	1	1	N/A	94.2%	93.5%	93.3%
% of Patients satisfied with the time they had to wait for an appointment	1	1	N/A	87.2%	89.1%	88.9%

\* This is based on patients treated on this contract for their most recent course of treatment. Figures in italics indicate the base number of FP17s or Patient Questionnaire responses are less than 100. N/A is shown where the base number of responses is less than 10 during the period. % is calculated as Quantity/Base number\*100

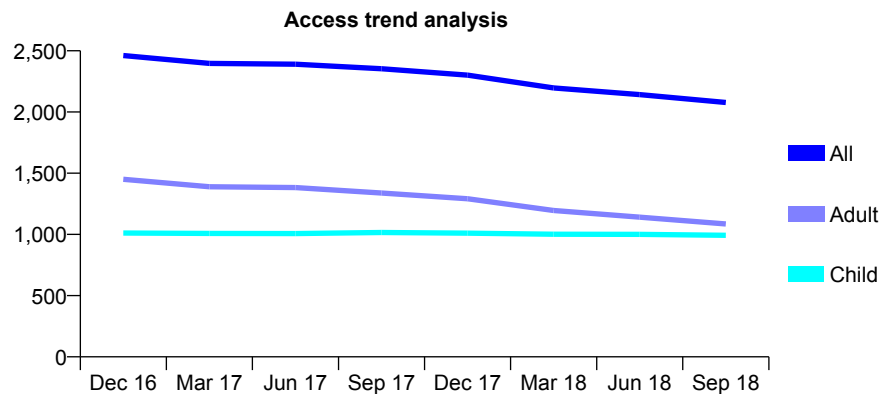
## Q58 - Vital Signs At a Glance Contract Report for 258598/0001 - September 2018

Name or company name	MR S OLDHAM
Contract type name	GDS Contract
Purpose of contract	General
Contract start date	01/04/2007
Contract end date	

18/19 Contracted general activity (UDA)	4,667
Carry forward general activity (UDA)	0
18/19 Contracted orthodontic activity (UOA)	0
Carry forward orthodontic activity (UOA)	0
Baseline contract value	£117,201.71

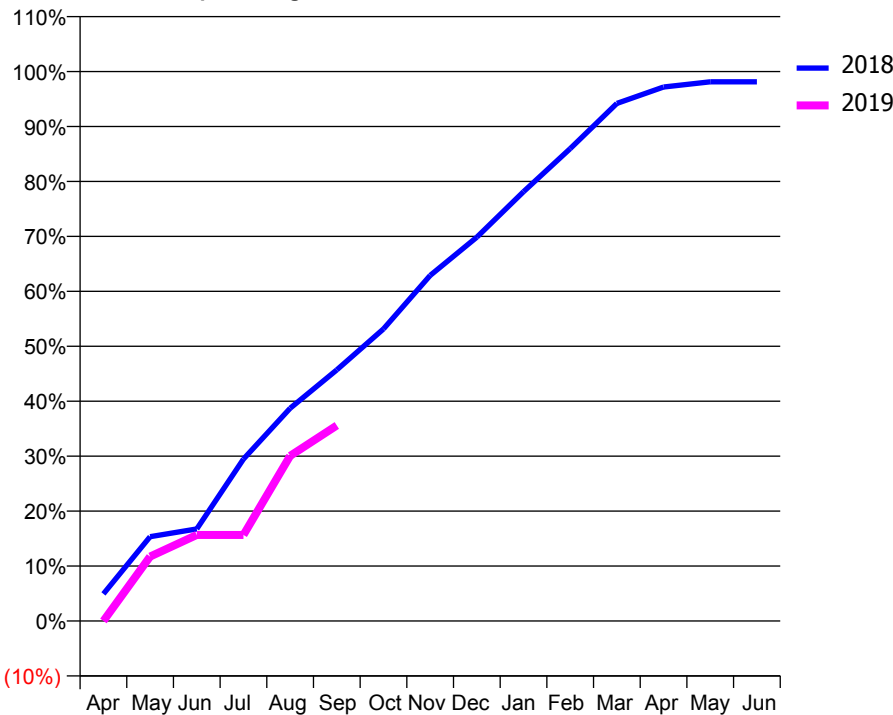
### ACCESS\*

Patients seen in 24 months	Total	Change since previous quarter
Quarter ending September 2017	2,354	
Quarter ending December 2017	2,301	↓
Quarter ending March 2018	2,197	↓
Quarter ending June 2018	2,142	↓
Quarter ending September 2018	2,078	↓
<b>Variance since September 2017</b>	<b>(11.7%)</b>	<b>↓</b>



### ACTIVITY

Cumulative percentage of contracted UDA delivered 2018 & 2019



Adjusted Scheduled Activity (UDA)		
Month	2018	2019
April	231	0
May	717	548
June	782	731
July	1,376	731
August	1,807	1,403
September	2,133	1,661
October	2,481	
November	2,935	
December	3,260	
January	3,646	
February	4,012	
March	4,396	
April	4,536	
May	4,579	
June	4,579	

### QUALITY

	Quantity	Base Number	Contract	AT	Region	England
% of FP17s for the same patient ID Re-attending within 3 months - Children	38	634	6.0%	10.7%	11.4%	11.6%
% of FP17s for the same patient ID Re-attending within 3 months - Adults	57	487	11.7%	14.5%	15.0%	15.5%
% of FP17s for the same patient ID Re-attending between 3 & 9 months - Children	309	634	48.7%	58.0%	59.9%	58.8%
% of FP17s for the same patient ID Re-attending between 3 & 9 months - Adults	225	487	46.2%	48.8%	52.0%	51.1%
% of FP17s for Band 1 Urgent Courses	94	1,014	9.3%	8.7%	8.0%	9.0%
% of FP17s Relating to Free Repair or Replacements	0	1,014	0.0%	0.7%	0.8%	0.8%
% of FP17s Relating to Continuations	7	1,014	0.7%	0.8%	0.9%	0.9%
% of Patients satisfied with the dentistry they have received	0	0	N/A	94.2%	93.5%	93.3%
% of Patients satisfied with the time they had to wait for an appointment	0	0	N/A	87.2%	89.1%	88.9%

\* This is based on patients treated on this contract for their most recent course of treatment. Figures in italics indicate the base number of FP17s or Patient Questionnaire responses are less than 100. N/A is shown where the base number of responses is less than 10 during the period. % is calculated as Quantity/Base number\*100

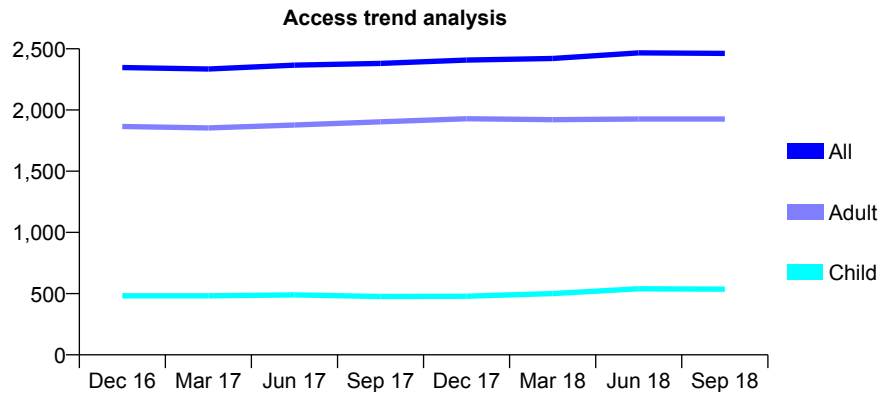
## Q58 - Vital Signs At a Glance Contract Report for 261483/0001 - September 2018

Name or company name	MR BP PATEL
Contract type name	GDS Contract
Purpose of contract	General
Contract start date	01/04/2006
Contract end date	

18/19 Contracted general activity (UDA)	6,200
Carry forward general activity (UDA)	0
18/19 Contracted orthodontic activity (UOA)	0
Carry forward orthodontic activity (UOA)	0
Baseline contract value	£152,767.68

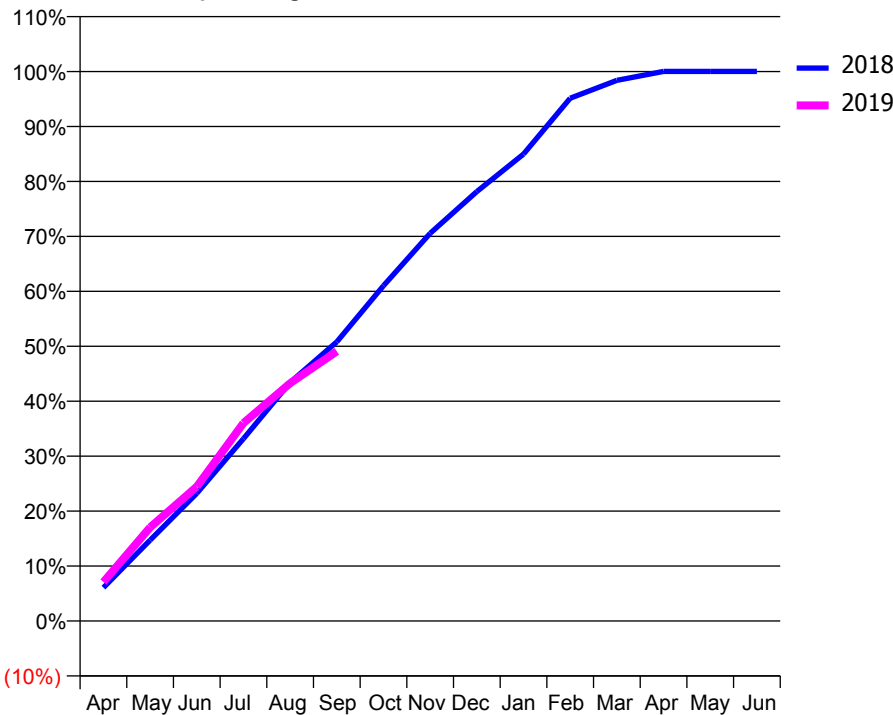
### ACCESS\*

Patients seen in 24 months	Total	Change since previous quarter
Quarter ending September 2017	2,381	
Quarter ending December 2017	2,408	→
Quarter ending March 2018	2,421	→
Quarter ending June 2018	2,467	→
Quarter ending September 2018	2,462	→
<b>Variance since September 2017</b>	<b>3.4%</b>	<b>↑</b>



### ACTIVITY

Cumulative percentage of contracted UDA delivered 2018 & 2019



Month	Adjusted Scheduled Activity (UDA)	
	2018	2019
April	377	439
May	913	1,057
June	1,440	1,516
July	2,058	2,233
August	2,693	2,683
September	3,150	3,043
October	3,783	
November	4,374	
December	4,846	
January	5,268	
February	5,898	
March	6,100	
April	6,202	
May	6,202	
June	6,202	

### QUALITY

	Quantity	Base Number	Contract	AT	Region	England
% of FP17s for the same patient ID Re-attending within 3 months - Children	21	403	5.2%	10.7%	11.4%	11.6%
% of FP17s for the same patient ID Re-attending within 3 months - Adults	177	1,497	11.8%	14.5%	15.0%	15.5%
% of FP17s for the same patient ID Re-attending between 3 & 9 months - Children	214	403	53.1%	58.0%	59.9%	58.8%
% of FP17s for the same patient ID Re-attending between 3 & 9 months - Adults	839	1,497	56.0%	48.8%	52.0%	51.1%
% of FP17s for Band 1 Urgent Courses	143	1,477	9.7%	8.7%	8.0%	9.0%
% of FP17s Relating to Free Repair or Replacements	11	1,477	0.7%	0.7%	0.8%	0.8%
% of FP17s Relating to Continuations	0	1,477	0.0%	0.8%	0.9%	0.9%
% of Patients satisfied with the dentistry they have received	1	1	N/A	94.2%	93.5%	93.3%
% of Patients satisfied with the time they had to wait for an appointment	1	1	N/A	87.2%	89.1%	88.9%

\* This is based on patients treated on this contract for their most recent course of treatment. Figures in italics indicate the base number of FP17s or Patient Questionnaire responses are less than 100. N/A is shown where the base number of responses is less than 10 during the period. % is calculated as Quantity/Base number\*100

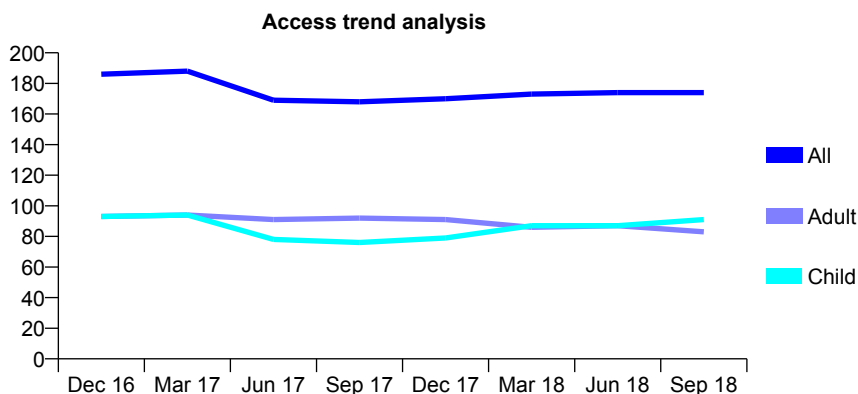
## Q58 - Vital Signs At a Glance Contract Report for 261785/0001 - September 2018

Name or company name	MR P SABHARWAL
Contract type name	GDS Contract
Purpose of contract	General
Contract start date	01/04/2006
Contract end date	

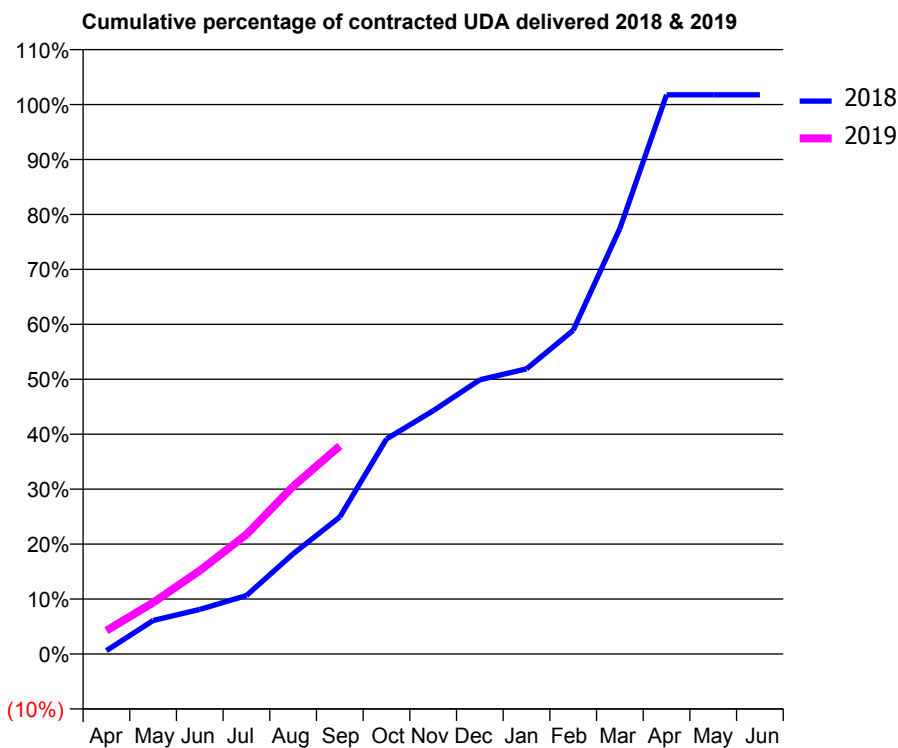
18/19 Contracted general activity (UDA)	658
Carry forward general activity (UDA)	0
18/19 Contracted orthodontic activity (UOA)	0
Carry forward orthodontic activity (UOA)	0
Baseline contract value	£19,656.79

### ACCESS\*

Patients seen in 24 months	Total	Change since previous quarter
Quarter ending September 2017	168	
Quarter ending December 2017	170	→
Quarter ending March 2018	173	→
Quarter ending June 2018	174	→
Quarter ending September 2018	174	→
<b>Variance since September 2017</b>	<b>3.6%</b>	<b>↑</b>



### ACTIVITY



Month	Adjusted Scheduled Activity (UDA)	
	2018	2019
April	4	28
May	40	62
June	53	100
July	70	143
August	120	201
September	164	249
October	257	
November	291	
December	328	
January	341	
February	388	
March	510	
April	670	
May	670	
June	670	

### QUALITY

	Quantity	Base Number	Contract	AT	Region	England
% of FP17s for the same patient ID Re-attending within 3 months - Children	3	61	4.9%	10.7%	11.4%	11.6%
% of FP17s for the same patient ID Re-attending within 3 months - Adults	6	49	12.2%	14.5%	15.0%	15.5%
% of FP17s for the same patient ID Re-attending between 3 & 9 months - Children	39	61	63.9%	58.0%	59.9%	58.8%
% of FP17s for the same patient ID Re-attending between 3 & 9 months - Adults	16	49	32.7%	48.8%	52.0%	51.1%
% of FP17s for Band 1 Urgent Courses	11	93	11.8%	8.7%	8.0%	9.0%
% of FP17s Relating to Free Repair or Replacements	0	93	0.0%	0.7%	0.8%	0.8%
% of FP17s Relating to Continuations	0	93	0.0%	0.8%	0.9%	0.9%
% of Patients satisfied with the dentistry they have received	0	0	N/A	94.2%	93.5%	93.3%
% of Patients satisfied with the time they had to wait for an appointment	0	0	N/A	87.2%	89.1%	88.9%

\* This is based on patients treated on this contract for their most recent course of treatment. Figures in italics indicate the base number of FP17s or Patient Questionnaire responses are less than 100. N/A is shown where the base number of responses is less than 10 during the period. % is calculated as Quantity/Base number\*100



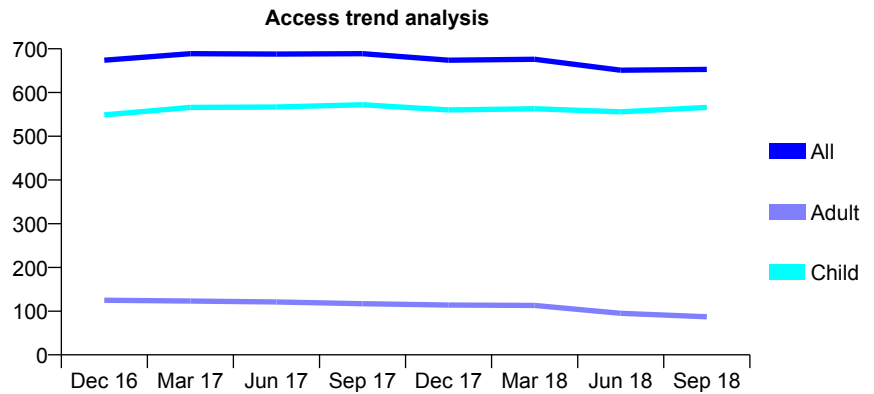
## Q58 - Vital Signs At a Glance Contract Report for 263605/0002 - September 2018

Name or company name	MR MD VERNON
Contract type name	GDS Contract
Purpose of contract	General
Contract start date	01/02/2010
Contract end date	

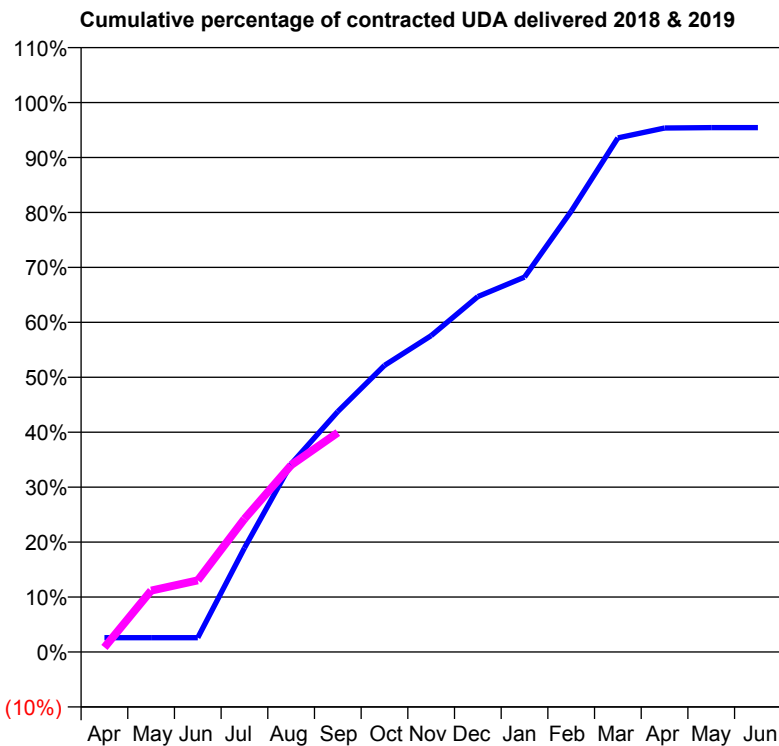
18/19 Contracted general activity (UDA)	1,184
Carry forward general activity (UDA)	0
18/19 Contracted orthodontic activity (UOA)	0
Carry forward orthodontic activity (UOA)	0
Baseline contract value	£31,815.39

### ACCESS\*

Patients seen in 24 months	Total	Change since previous quarter
Quarter ending September 2017	689	
Quarter ending December 2017	674	↓
Quarter ending March 2018	676	→
Quarter ending June 2018	651	↓
Quarter ending September 2018	653	→
<b>Variance since September 2017</b>	<b>(5.2%)</b>	<b>↓</b>



### ACTIVITY



Month	Adjusted Scheduled Activity (UDA)	
	2018	2019
April	31	10
May	31	132
June	31	154
July	224	287
August	405	403
September	518	473
October	618	
November	682	
December	766	
January	808	
February	950	
March	1,108	
April	1,129	
May	1,130	
June	1,130	

### QUALITY

	Quantity	Base Number	Contract	AT	Region	England
% of FP17s for the same patient ID Re-attending within 3 months - Children	9	380	2.4%	10.7%	11.4%	11.6%
% of FP17s for the same patient ID Re-attending within 3 months - Adults	0	16	0.0%	14.5%	15.0%	15.5%
% of FP17s for the same patient ID Re-attending between 3 & 9 months - Children	235	380	61.8%	58.0%	59.9%	58.8%
% of FP17s for the same patient ID Re-attending between 3 & 9 months - Adults	12	16	75.0%	48.8%	52.0%	51.1%
% of FP17s for Band 1 Urgent Courses	4	380	1.1%	8.7%	8.0%	9.0%
% of FP17s Relating to Free Repair or Replacements	0	380	0.0%	0.7%	0.8%	0.8%
% of FP17s Relating to Continuations	0	380	0.0%	0.8%	0.9%	0.9%
% of Patients satisfied with the dentistry they have received	2	2	N/A	94.2%	93.5%	93.3%
% of Patients satisfied with the time they had to wait for an appointment	2	2	N/A	87.2%	89.1%	88.9%

\* This is based on patients treated on this contract for their most recent course of treatment. Figures in italics indicate the base number of FP17s or Patient Questionnaire responses are less than 100. N/A is shown where the base number of responses is less than 10 during the period. % is calculated as Quantity/Base number\*100

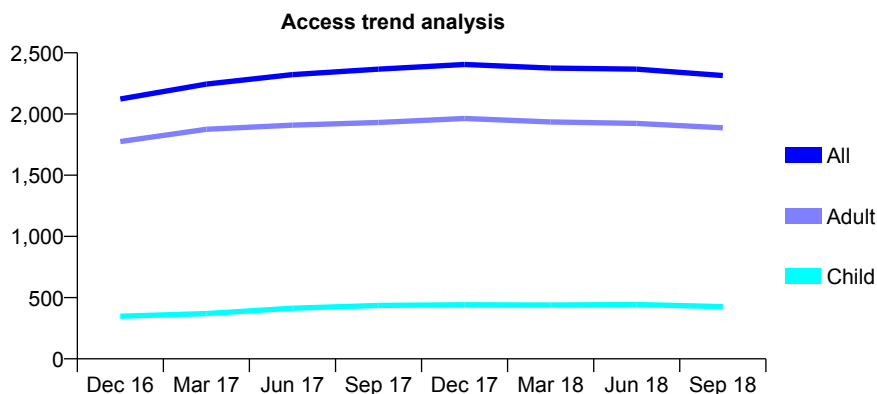
## Q58 - Vital Signs At a Glance Contract Report for 264245/0002 - September 2018

Name or company name	MR P PATEL
Contract type name	GDS Contract
Purpose of contract	General
Contract start date	01/04/2012
Contract end date	

18/19 Contracted general activity (UDA)	8,709
Carry forward general activity (UDA)	0
18/19 Contracted orthodontic activity (UOA)	0
Carry forward orthodontic activity (UOA)	0
Baseline contract value	£182,589.70

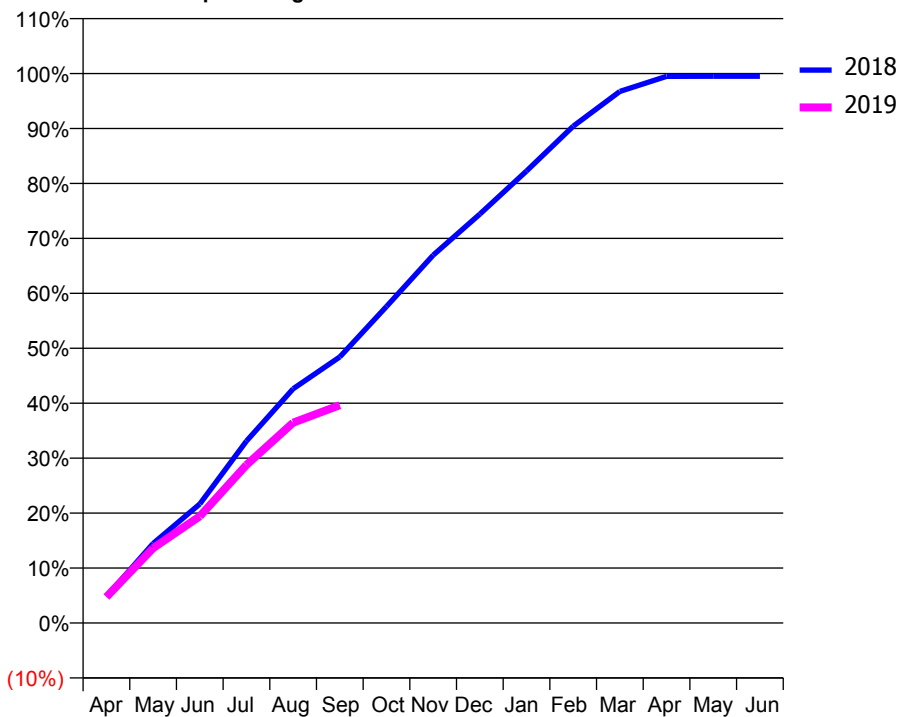
### ACCESS\*

Patients seen in 24 months	Total	Change since previous quarter
Quarter ending September 2017	2,367	
Quarter ending December 2017	2,405	→
Quarter ending March 2018	2,375	↓
Quarter ending June 2018	2,367	→
Quarter ending September 2018	2,314	↓
<b>Variance since September 2017</b>	<b>(2.2%)</b>	<b>↓</b>



### ACTIVITY

Cumulative percentage of contracted UDA delivered 2018 & 2019



Month	Adjusted Scheduled Activity (UDA)	
	2018	2019
April	421	414
May	1,261	1,188
June	1,887	1,691
July	2,883	2,506
August	3,713	3,175
September	4,217	3,453
October	5,017	
November	5,829	
December	6,481	
January	7,162	
February	7,873	
March	8,425	
April	8,664	
May	8,667	
June	8,667	

### QUALITY

	Quantity	Base Number	Contract	AT	Region	England
% of FP17s for the same patient ID Re-attending within 3 months - Children	24	332	7.2%	10.7%	11.4%	11.6%
% of FP17s for the same patient ID Re-attending within 3 months - Adults	252	1,444	17.5%	14.5%	15.0%	15.5%
% of FP17s for the same patient ID Re-attending between 3 & 9 months - Children	220	332	66.3%	58.0%	59.9%	58.8%
% of FP17s for the same patient ID Re-attending between 3 & 9 months - Adults	964	1,444	66.8%	48.8%	52.0%	51.1%
% of FP17s for Band 1 Urgent Courses	43	1,663	2.6%	8.7%	8.0%	9.0%
% of FP17s Relating to Free Repair or Replacements	61	1,663	3.7%	0.7%	0.8%	0.8%
% of FP17s Relating to Continuations	67	1,663	4.0%	0.8%	0.9%	0.9%
% of Patients satisfied with the dentistry they have received	2	2	N/A	94.2%	93.5%	93.3%
% of Patients satisfied with the time they had to wait for an appointment	2	2	N/A	87.2%	89.1%	88.9%

\* This is based on patients treated on this contract for their most recent course of treatment. Figures in italics indicate the base number of FP17s or Patient Questionnaire responses are less than 100. N/A is shown where the base number of responses is less than 10 during the period. % is calculated as Quantity/Base number\*100

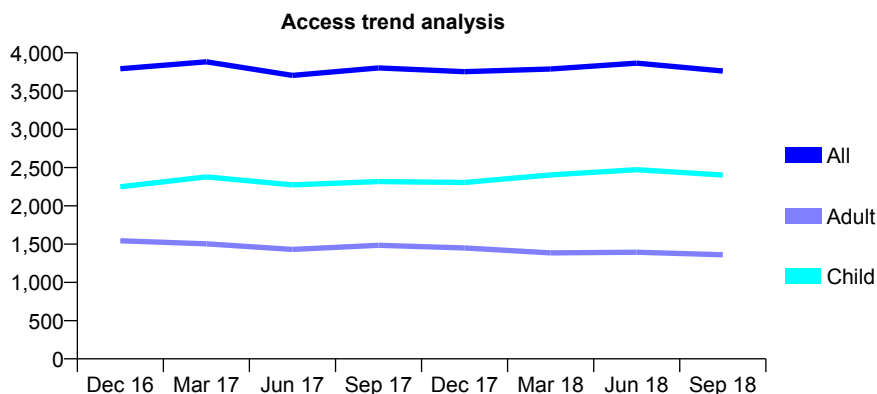
## Q58 - Vital Signs At a Glance Contract Report for 269735/0001 - September 2018

Name or company name	MR JS CHADHA
Contract type name	GDS Contract
Purpose of contract	General
Contract start date	01/08/2007
Contract end date	

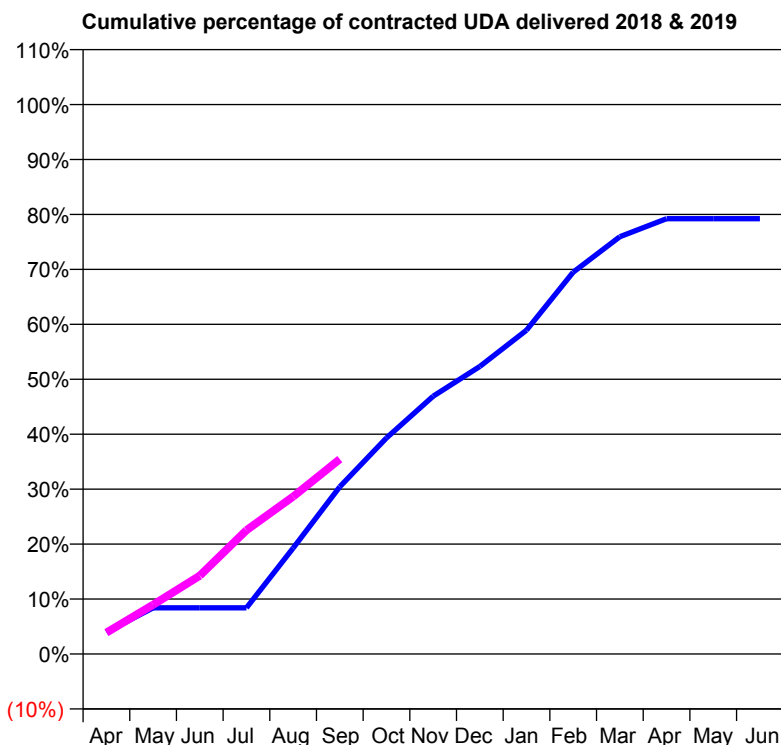
18/19 Contracted general activity (UDA)	14,113
Carry forward general activity (UDA)	0
18/19 Contracted orthodontic activity (UOA)	0
Carry forward orthodontic activity (UOA)	0
Baseline contract value	£263,266.95

### ACCESS\*

Patients seen in 24 months	Total	Change since previous quarter
Quarter ending September 2017	3,802	
Quarter ending December 2017	3,754	↓
Quarter ending March 2018	3,789	→
Quarter ending June 2018	3,865	↑
Quarter ending September 2018	3,762	↓
<b>Variance since September 2017</b>	<b>(1.1%)</b>	<b>↓</b>



### ACTIVITY



Month	Adjusted Scheduled Activity (UDA)	
	2018	2019
April	559	550
May	1,187	1,267
June	1,187	2,012
July	1,187	3,181
August	2,722	4,044
September	4,296	5,004
October	5,550	
November	6,622	
December	7,386	
January	8,318	
February	9,808	
March	10,717	
April	11,181	
May	11,180	
June	11,179	

### QUALITY

	Quantity	Base Number	Contract	AT	Region	England
% of FP17s for the same patient ID Re-attending within 3 months - Children	252	2,019	12.5%	10.7%	11.4%	11.6%
% of FP17s for the same patient ID Re-attending within 3 months - Adults	229	847	27.0%	14.5%	15.0%	15.5%
% of FP17s for the same patient ID Re-attending between 3 & 9 months - Children	1,190	2,019	58.9%	58.0%	59.9%	58.8%
% of FP17s for the same patient ID Re-attending between 3 & 9 months - Adults	378	847	44.6%	48.8%	52.0%	51.1%
% of FP17s for Band 1 Urgent Courses	234	2,616	8.9%	8.7%	8.0%	9.0%
% of FP17s Relating to Free Repair or Replacements	1	2,616	0.0%	0.7%	0.8%	0.8%
% of FP17s Relating to Continuations	1	2,616	0.0%	0.8%	0.9%	0.9%
% of Patients satisfied with the dentistry they have received	0	0	N/A	94.2%	93.5%	93.3%
% of Patients satisfied with the time they had to wait for an appointment	0	0	N/A	87.2%	89.1%	88.9%

\* This is based on patients treated on this contract for their most recent course of treatment. Figures in italics indicate the base number of FP17s or Patient Questionnaire responses are less than 100. N/A is shown where the base number of responses is less than 10 during the period. % is calculated as Quantity/Base number\*100

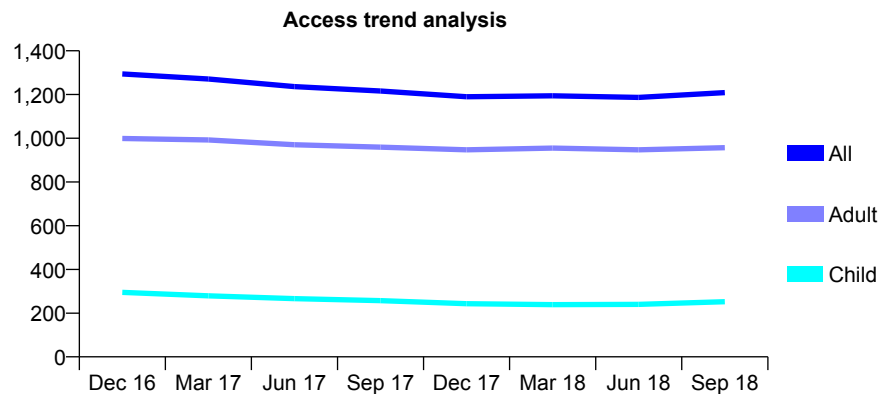
## Q58 - Vital Signs At a Glance Contract Report for 270946/0001 - September 2018

Name or company name	MISS M AFKHAMI MADANI
Contract type name	GDS Contract
Purpose of contract	General
Contract start date	01/04/2006
Contract end date	

18/19 Contracted general activity (UDA)	3,481
Carry forward general activity (UDA)	0
18/19 Contracted orthodontic activity (UOA)	0
Carry forward orthodontic activity (UOA)	0
Baseline contract value	£93,829.15

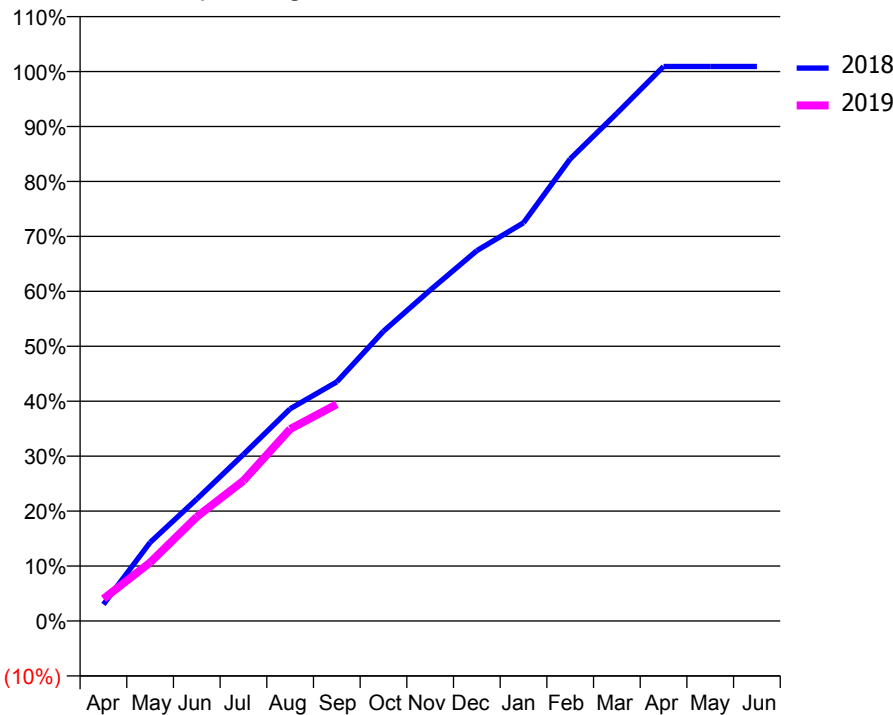
### ACCESS\*

Patients seen in 24 months	Total	Change since previous quarter
Quarter ending September 2017	1,216	
Quarter ending December 2017	1,190	↓
Quarter ending March 2018	1,194	→
Quarter ending June 2018	1,187	→
Quarter ending September 2018	1,209	→
<b>Variance since September 2017</b>	<b>(0.6%)</b>	→



### ACTIVITY

Cumulative percentage of contracted UDA delivered 2018 & 2019



Month	2018	2019
April	105	141
May	498	371
June	772	660
July	1,056	889
August	1,345	1,216
September	1,515	1,373
October	1,836	
November	2,096	
December	2,346	
January	2,523	
February	2,927	
March	3,216	
April	3,513	
May	3,513	
June	3,513	

### QUALITY

	Quantity	Base Number	Contract	AT	Region	England
% of FP17s for the same patient ID Re-attending within 3 months - Children	3	141	2.1%	10.7%	11.4%	11.6%
% of FP17s for the same patient ID Re-attending within 3 months - Adults	79	625	12.6%	14.5%	15.0%	15.5%
% of FP17s for the same patient ID Re-attending between 3 & 9 months - Children	54	141	38.3%	58.0%	59.9%	58.8%
% of FP17s for the same patient ID Re-attending between 3 & 9 months - Adults	331	625	53.0%	48.8%	52.0%	51.1%
% of FP17s for Band 1 Urgent Courses	47	675	7.0%	8.7%	8.0%	9.0%
% of FP17s Relating to Free Repair or Replacements	12	675	1.8%	0.7%	0.8%	0.8%
% of FP17s Relating to Continuations	4	675	0.6%	0.8%	0.9%	0.9%
% of Patients satisfied with the dentistry they have received	1	1	N/A	94.2%	93.5%	93.3%
% of Patients satisfied with the time they had to wait for an appointment	1	1	N/A	87.2%	89.1%	88.9%

\* This is based on patients treated on this contract for their most recent course of treatment. Figures in italics indicate the base number of FP17s or Patient Questionnaire responses are less than 100. N/A is shown where the base number of responses is less than 10 during the period. % is calculated as Quantity/Base number\*100

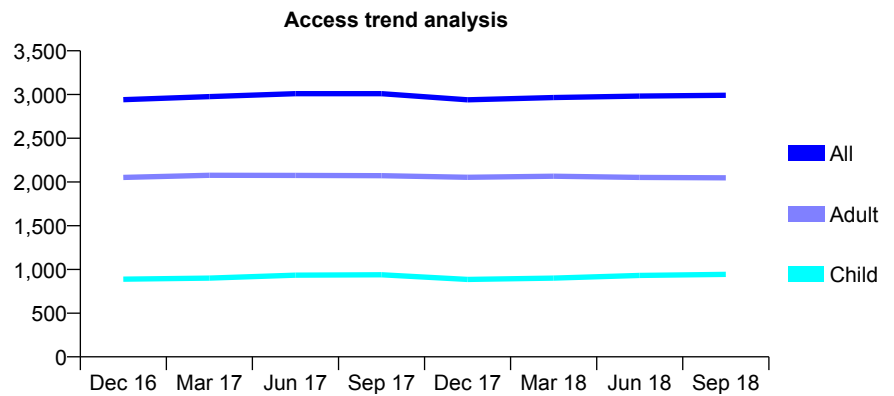
## Q58 - Vital Signs At a Glance Contract Report for 273767/0001 - September 2018

Name or company name	MR V GEHANI
Contract type name	GDS Contract
Purpose of contract	General
Contract start date	01/04/2006
Contract end date	

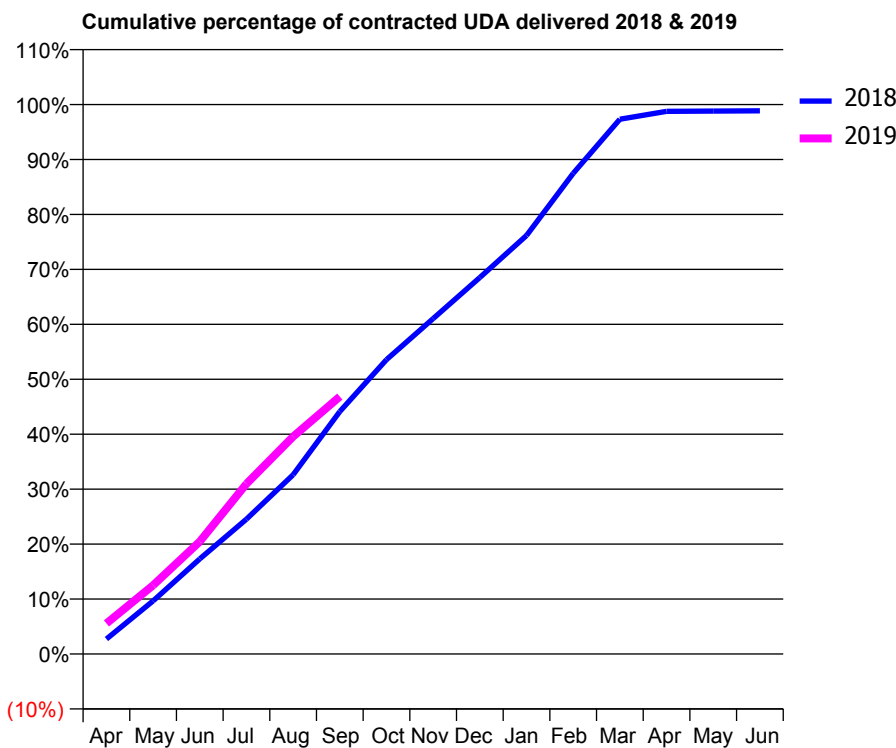
18/19 Contracted general activity (UDA)	6,854
Carry forward general activity (UDA)	0
18/19 Contracted orthodontic activity (UOA)	0
Carry forward orthodontic activity (UOA)	0
Baseline contract value	£175,694.41

### ACCESS\*

Patients seen in 24 months	Total	Change since previous quarter
Quarter ending September 2017	3,010	
Quarter ending December 2017	2,939	↓
Quarter ending March 2018	2,965	→
Quarter ending June 2018	2,983	→
Quarter ending September 2018	2,991	→
<b>Variance since September 2017</b>	<b>(0.6%)</b>	→



### ACTIVITY



Month	Adjusted Scheduled Activity (UDA)	
	2018	2019
April	186	381
May	663	858
June	1,187	1,403
July	1,683	2,123
August	2,236	2,713
September	3,025	3,211
October	3,672	
November	4,184	
December	4,696	
January	5,221	
February	5,995	
March	6,670	
April	6,769	
May	6,773	
June	6,776	

### QUALITY

	Quantity	Base Number	Contract	AT	Region	England
% of FP17s for the same patient ID Re-attending within 3 months - Children	25	629	4.0%	10.7%	11.4%	11.6%
% of FP17s for the same patient ID Re-attending within 3 months - Adults	78	1,106	7.1%	14.5%	15.0%	15.5%
% of FP17s for the same patient ID Re-attending between 3 & 9 months - Children	234	629	37.2%	58.0%	59.9%	58.8%
% of FP17s for the same patient ID Re-attending between 3 & 9 months - Adults	445	1,106	40.2%	48.8%	52.0%	51.1%
% of FP17s for Band 1 Urgent Courses	142	1,663	8.5%	8.7%	8.0%	9.0%
% of FP17s Relating to Free Repair or Replacements	4	1,663	0.2%	0.7%	0.8%	0.8%
% of FP17s Relating to Continuations	8	1,663	0.5%	0.8%	0.9%	0.9%
% of Patients satisfied with the dentistry they have received	0	0	N/A	94.2%	93.5%	93.3%
% of Patients satisfied with the time they had to wait for an appointment	0	0	N/A	87.2%	89.1%	88.9%

\* This is based on patients treated on this contract for their most recent course of treatment. Figures in italics indicate the base number of FP17s or Patient Questionnaire responses are less than 100. N/A is shown where the base number of responses is less than 10 during the period. % is calculated as Quantity/Base number\*100

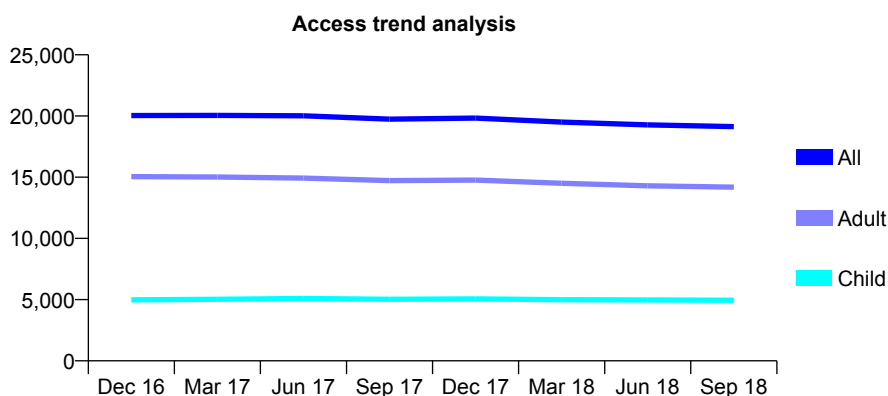
## Q58 - Vital Signs At a Glance Contract Report for 273848/0001 - September 2018

Name or company name	MR AT LAMB
Contract type name	GDS Contract
Purpose of contract	General
Contract start date	01/07/2007
Contract end date	

18/19 Contracted general activity (UDA)	44,684
Carry forward general activity (UDA)	0
18/19 Contracted orthodontic activity (UOA)	0
Carry forward orthodontic activity (UOA)	0
Baseline contract value	£1,114,806.87

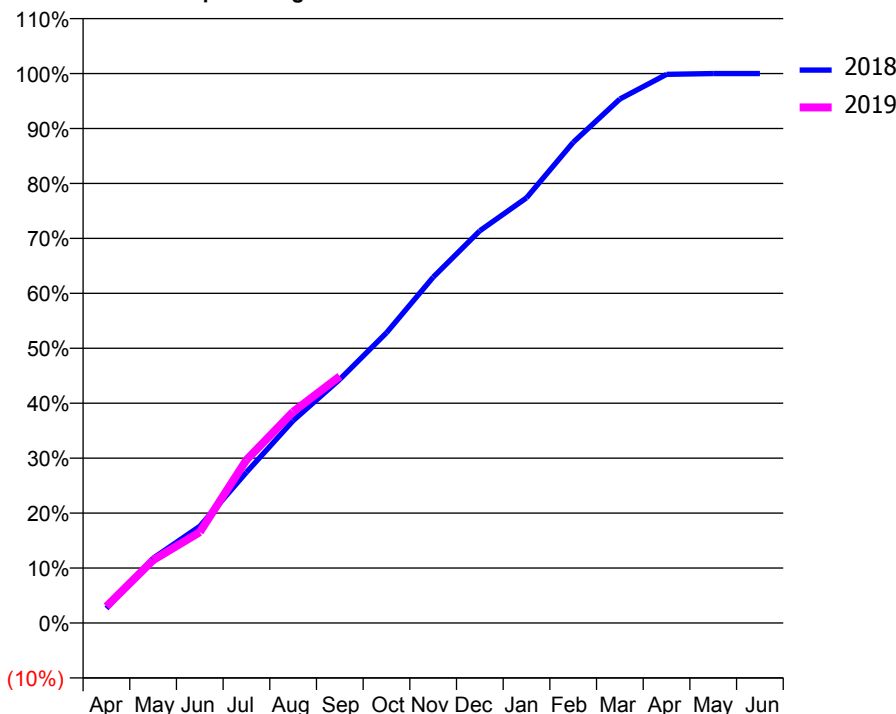
### ACCESS\*

Patients seen in 24 months	Total	Change since previous quarter
Quarter ending September 2017	19,748	
Quarter ending December 2017	19,827	→
Quarter ending March 2018	19,501	↓
Quarter ending June 2018	19,278	↓
Quarter ending September 2018	19,139	→
<b>Variance since September 2017</b>	<b>(3.1%)</b>	<b>↓</b>



### ACTIVITY

Cumulative percentage of contracted UDA delivered 2018 & 2019



Month	Adjusted Scheduled Activity (UDA)	
	2018	2019
April	1,183	1,345
May	5,259	5,109
June	7,870	7,385
July	12,261	13,271
August	16,452	17,177
September	19,820	20,067
October	23,597	
November	28,127	
December	31,896	
January	34,573	
February	39,085	
March	42,606	
April	44,615	
May	44,676	
June	44,677	

### QUALITY

	Quantity	Base Number	Contract	AT	Region	England
% of FP17s for the same patient ID Re-attending within 3 months - Children	211	3,513	6.0%	10.7%	11.4%	11.6%
% of FP17s for the same patient ID Re-attending within 3 months - Adults	760	8,453	9.0%	14.5%	15.0%	15.5%
% of FP17s for the same patient ID Re-attending between 3 & 9 months - Children	2,076	3,513	59.1%	58.0%	59.9%	58.8%
% of FP17s for the same patient ID Re-attending between 3 & 9 months - Adults	4,379	8,453	51.8%	48.8%	52.0%	51.1%
% of FP17s for Band 1 Urgent Courses	322	10,954	2.9%	8.7%	8.0%	9.0%
% of FP17s Relating to Free Repair or Replacements	108	10,954	1.0%	0.7%	0.8%	0.8%
% of FP17s Relating to Continuations	48	10,954	0.4%	0.8%	0.9%	0.9%
% of Patients satisfied with the dentistry they have received	6	6	N/A	94.2%	93.5%	93.3%
% of Patients satisfied with the time they had to wait for an appointment	5	6	N/A	87.2%	89.1%	88.9%

\* This is based on patients treated on this contract for their most recent course of treatment. Figures in italics indicate the base number of FP17s or Patient Questionnaire responses are less than 100. N/A is shown where the base number of responses is less than 10 during the period. % is calculated as Quantity/Base number\*100

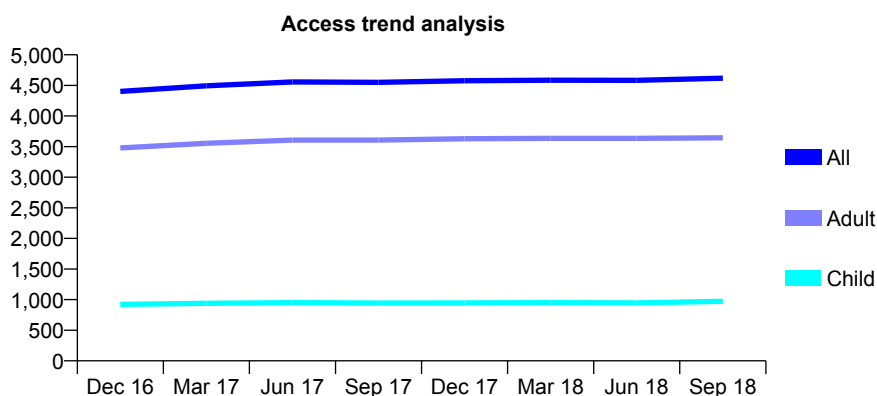
## Q58 - Vital Signs At a Glance Contract Report for 274275/0001 - September 2018

Name or company name	MR A SHAH
Contract type name	GDS Contract
Purpose of contract	General
Contract start date	01/10/2010
Contract end date	

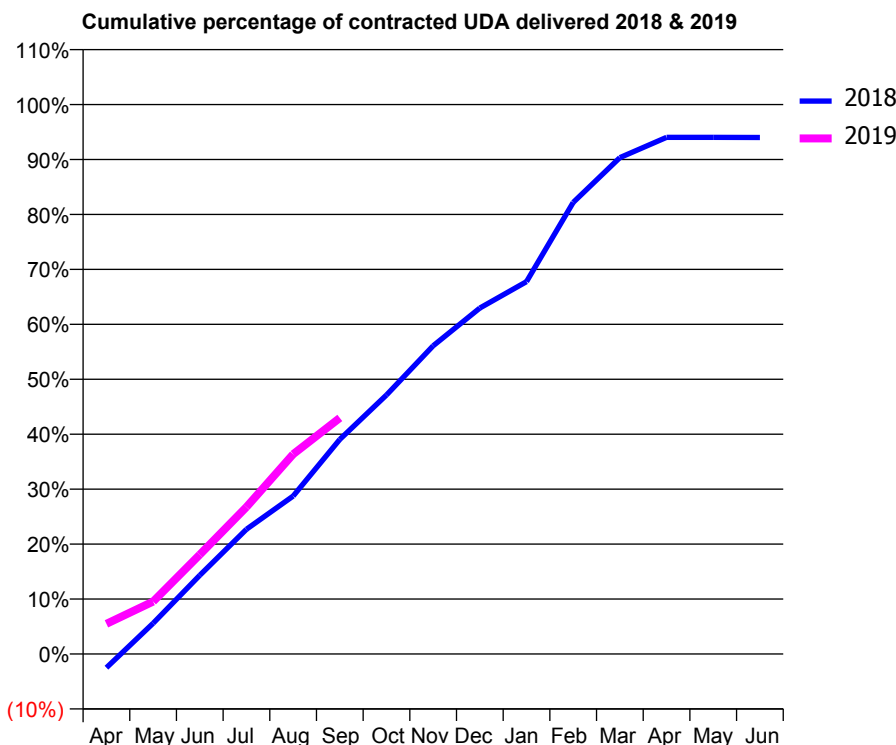
18/19 Contracted general activity (UDA)	11,715
Carry forward general activity (UDA)	0
18/19 Contracted orthodontic activity (UOA)	0
Carry forward orthodontic activity (UOA)	0
Baseline contract value	£298,546.96

### ACCESS\*

Patients seen in 24 months	Total	Change since previous quarter
Quarter ending September 2017	4,551	
Quarter ending December 2017	4,576	→
Quarter ending March 2018	4,586	→
Quarter ending June 2018	4,582	→
Quarter ending September 2018	4,617	→
<b>Variance since September 2017</b>	<b>1.5%</b>	<b>→</b>



### ACTIVITY



Month	Adjusted Scheduled Activity (UDA)	
	2018	2019
April	-295	643
May	655	1,119
June	1,679	2,119
July	2,659	3,135
August	3,368	4,260
September	4,575	5,035
October	5,523	
November	6,572	
December	7,377	
January	7,939	
February	9,626	
March	10,581	
April	11,015	
May	11,014	
June	11,013	

### QUALITY

	Quantity	Base Number	Contract	AT	Region	England
% of FP17s for the same patient ID Re-attending within 3 months - Children	44	773	5.7%	10.7%	11.4%	11.6%
% of FP17s for the same patient ID Re-attending within 3 months - Adults	272	2,573	10.6%	14.5%	15.0%	15.5%
% of FP17s for the same patient ID Re-attending between 3 & 9 months - Children	497	773	64.3%	58.0%	59.9%	58.8%
% of FP17s for the same patient ID Re-attending between 3 & 9 months - Adults	1,720	2,573	66.8%	48.8%	52.0%	51.1%
% of FP17s for Band 1 Urgent Courses	123	2,826	4.4%	8.7%	8.0%	9.0%
% of FP17s Relating to Free Repair or Replacements	17	2,826	0.6%	0.7%	0.8%	0.8%
% of FP17s Relating to Continuations	12	2,826	0.4%	0.8%	0.9%	0.9%
% of Patients satisfied with the dentistry they have received	6	6	N/A	94.2%	93.5%	93.3%
% of Patients satisfied with the time they had to wait for an appointment	5	6	N/A	87.2%	89.1%	88.9%

\* This is based on patients treated on this contract for their most recent course of treatment. Figures in italics indicate the base number of FP17s or Patient Questionnaire responses are less than 100. N/A is shown where the base number of responses is less than 10 during the period. % is calculated as Quantity/Base number\*100

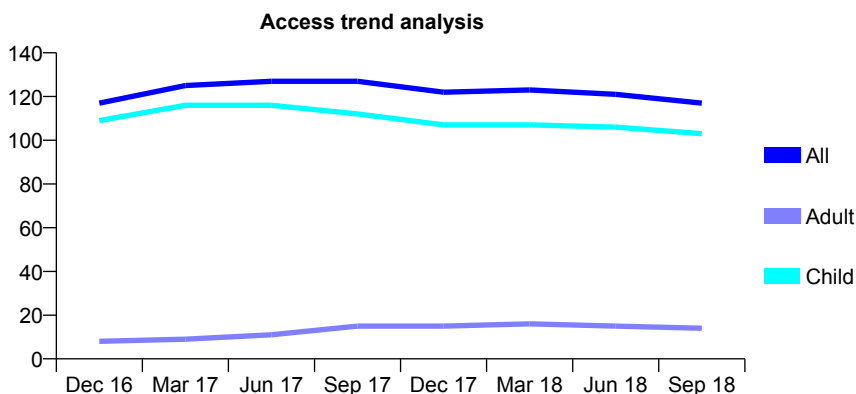
## Q58 - Vital Signs At a Glance Contract Report for 274658/0001 - September 2018

Name or company name	MS D FERATI
Contract type name	GDS Contract
Purpose of contract	General
Contract start date	08/10/2015
Contract end date	

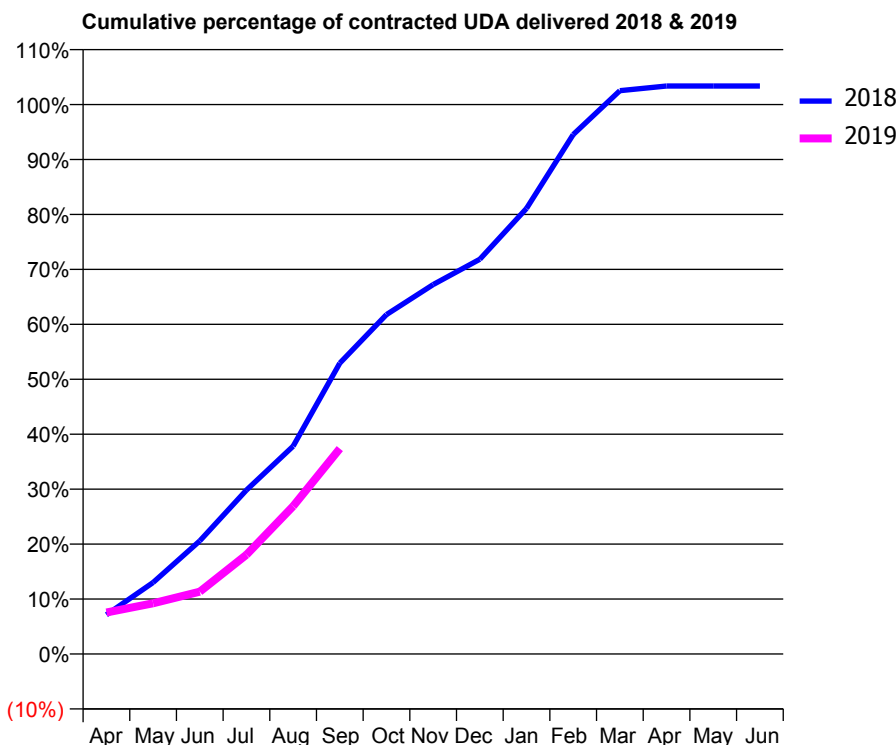
18/19 Contracted general activity (UDA)	238
Carry forward general activity (UDA)	-4
18/19 Contracted orthodontic activity (UOA)	0
Carry forward orthodontic activity (UOA)	0
Baseline contract value	£6,145.48

### ACCESS\*

Patients seen in 24 months	Total	Change since previous quarter
Quarter ending September 2017	127	
Quarter ending December 2017	122	↓
Quarter ending March 2018	123	→
Quarter ending June 2018	121	↓
Quarter ending September 2018	117	↓
<b>Variance since September 2017</b>	<b>(7.9%)</b>	<b>↓</b>



### ACTIVITY



Month	Adjusted Scheduled Activity (UDA)	
	2018	2019
April	17	18
May	31	22
June	49	27
July	71	43
August	90	64
September	126	89
October	147	
November	160	
December	171	
January	193	
February	225	
March	244	
April	246	
May	246	
June	246	

### QUALITY

	Quantity	Base Number	Contract	AT	Region	England
% of FP17s for the same patient ID Re-attending within 3 months - Children	2	68	2.9%	10.7%	11.4%	11.6%
% of FP17s for the same patient ID Re-attending within 3 months - Adults	0	0	N/A	14.5%	15.0%	15.5%
% of FP17s for the same patient ID Re-attending between 3 & 9 months - Children	59	68	86.8%	58.0%	59.9%	58.8%
% of FP17s for the same patient ID Re-attending between 3 & 9 months - Adults	0	0	N/A	48.8%	52.0%	51.1%
% of FP17s for Band 1 Urgent Courses	0	65	0.0%	8.7%	8.0%	9.0%
% of FP17s Relating to Free Repair or Replacements	0	65	0.0%	0.7%	0.8%	0.8%
% of FP17s Relating to Continuations	0	65	0.0%	0.8%	0.9%	0.9%
% of Patients satisfied with the dentistry they have received	0	0	N/A	94.2%	93.5%	93.3%
% of Patients satisfied with the time they had to wait for an appointment	0	0	N/A	87.2%	89.1%	88.9%

\* This is based on patients treated on this contract for their most recent course of treatment. Figures in italics indicate the base number of FP17s or Patient Questionnaire responses are less than 100. N/A is shown where the base number of responses is less than 10 during the period. % is calculated as Quantity/Base number\*100



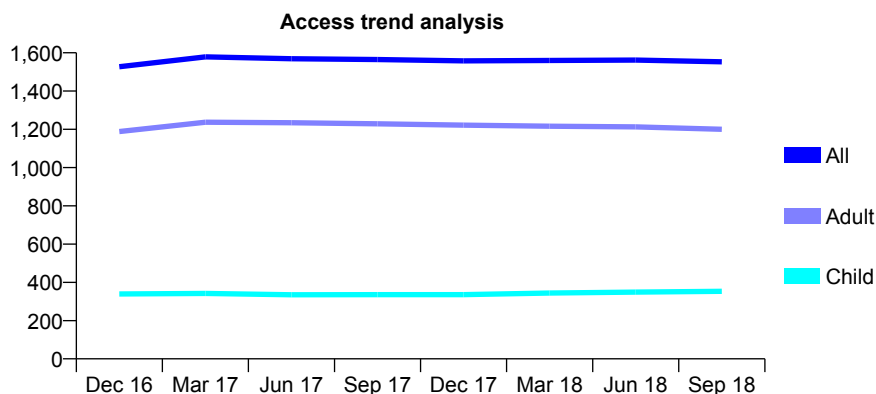
## Q58 - Vital Signs At a Glance Contract Report for 278610/0001 - September 2018

Name or company name	MR SK SHAH
Contract type name	GDS Contract
Purpose of contract	General
Contract start date	01/04/2015
Contract end date	

18/19 Contracted general activity (UDA)	3,739
Carry forward general activity (UDA)	0
18/19 Contracted orthodontic activity (UOA)	0
Carry forward orthodontic activity (UOA)	0
Baseline contract value	£93,139.95

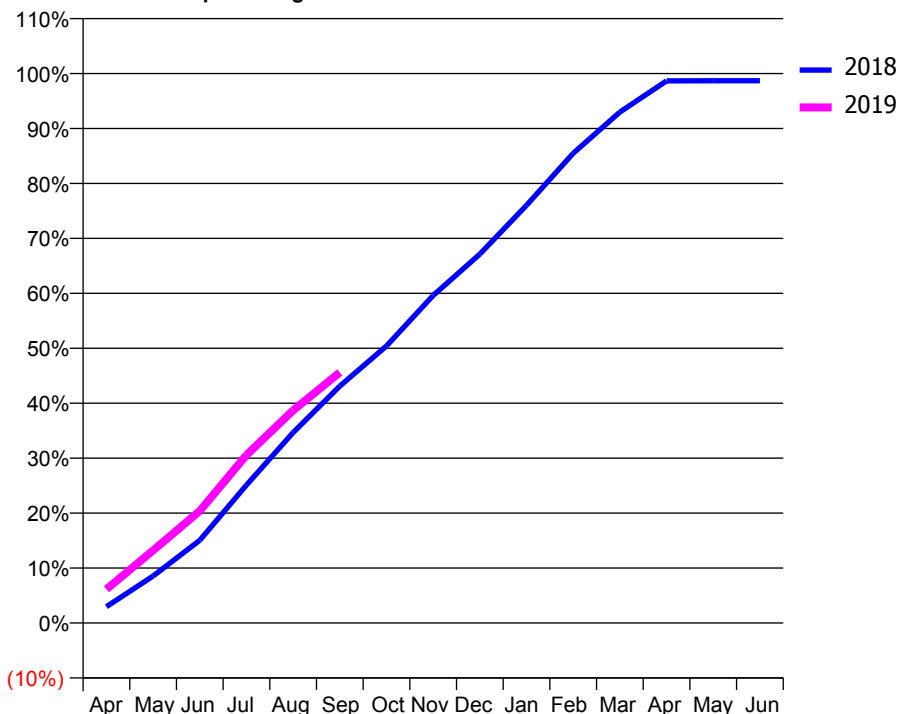
### ACCESS\*

Patients seen in 24 months	Total	Change since previous quarter
Quarter ending September 2017	1,565	
Quarter ending December 2017	1,558	→
Quarter ending March 2018	1,560	→
Quarter ending June 2018	1,562	→
Quarter ending September 2018	1,553	→
<b>Variance since September 2017</b>	<b>(0.8%)</b>	→



### ACTIVITY

Cumulative percentage of contracted UDA delivered 2018 & 2019



Month	Adjusted Scheduled Activity (UDA)	
	2018	2019
April	112	230
May	320	494
June	563	763
July	939	1,143
August	1,296	1,447
September	1,612	1,706
October	1,885	
November	2,229	
December	2,510	
January	2,842	
February	3,196	
March	3,477	
April	3,688	
May	3,689	
June	3,689	

### QUALITY

	Quantity	Base Number	Contract	AT	Region	England
% of FP17s for the same patient ID Re-attending within 3 months - Children	11	290	3.8%	10.7%	11.4%	11.6%
% of FP17s for the same patient ID Re-attending within 3 months - Adults	93	740	12.6%	14.5%	15.0%	15.5%
% of FP17s for the same patient ID Re-attending between 3 & 9 months - Children	189	290	65.2%	58.0%	59.9%	58.8%
% of FP17s for the same patient ID Re-attending between 3 & 9 months - Adults	308	740	41.6%	48.8%	52.0%	51.1%
% of FP17s for Band 1 Urgent Courses	64	930	6.9%	8.7%	8.0%	9.0%
% of FP17s Relating to Free Repair or Replacements	8	930	0.9%	0.7%	0.8%	0.8%
% of FP17s Relating to Continuations	14	930	1.5%	0.8%	0.9%	0.9%
% of Patients satisfied with the dentistry they have received	0	0	N/A	94.2%	93.5%	93.3%
% of Patients satisfied with the time they had to wait for an appointment	0	0	N/A	87.2%	89.1%	88.9%

\* This is based on patients treated on this contract for their most recent course of treatment. Figures in italics indicate the base number of FP17s or Patient Questionnaire responses are less than 100. N/A is shown where the base number of responses is less than 10 during the period. % is calculated as Quantity/Base number\*100

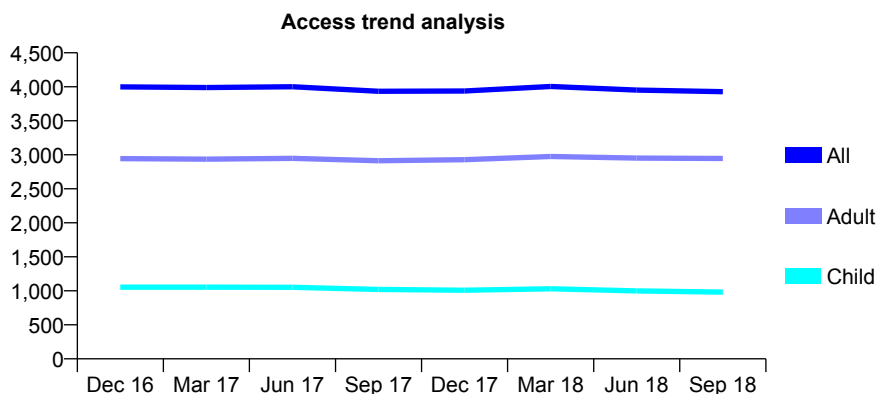
## Q58 - Vital Signs At a Glance Contract Report for 278629/0001 - September 2018

Name or company name	MR A PATEL
Contract type name	GDS Contract
Purpose of contract	General
Contract start date	01/02/2010
Contract end date	

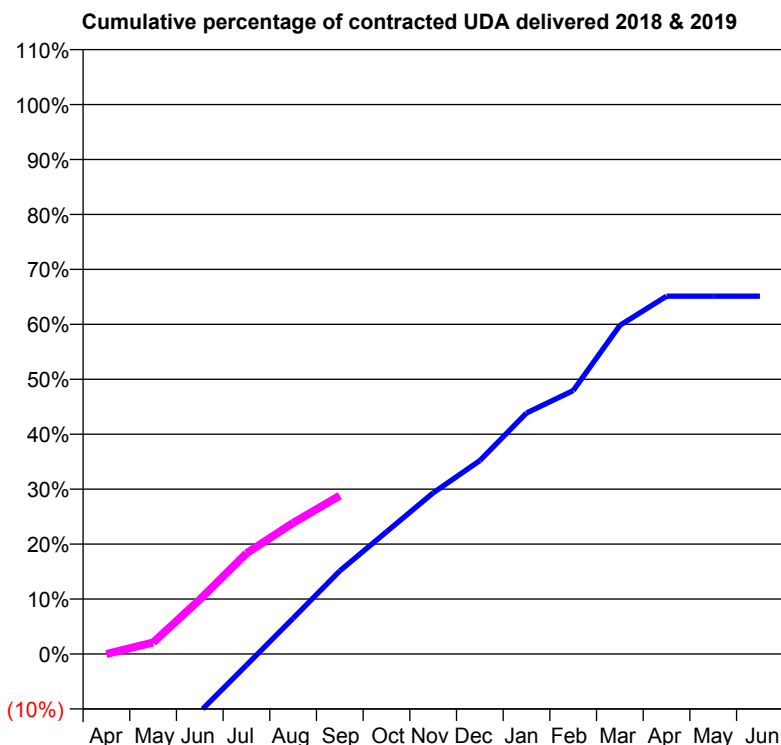
18/19 Contracted general activity (UDA)	11,165
Carry forward general activity (UDA)	0
18/19 Contracted orthodontic activity (UOA)	0
Carry forward orthodontic activity (UOA)	0
Baseline contract value	£280,839.40

### ACCESS\*

Patients seen in 24 months	Total	Change since previous quarter
Quarter ending September 2017	3,934	
Quarter ending December 2017	3,938	→
Quarter ending March 2018	4,005	→
Quarter ending June 2018	3,951	↓
Quarter ending September 2018	3,928	→
<b>Variance since September 2017</b>	<b>(0.2%)</b>	<b>→</b>



### ACTIVITY



Month	Adjusted Scheduled Activity (UDA)	
	2018	2019
April	-2,393	0
May	-1,823	234
June	-1,176	1,107
July	-229	2,048
August	729	2,664
September	1,690	3,218
October	2,484	
November	3,275	
December	3,931	
January	4,897	
February	5,352	
March	6,676	
April	7,271	
May	7,271	
June	7,271	

### QUALITY

	Quantity	Base Number	Contract	AT	Region	England
% of FP17s for the same patient ID Re-attending within 3 months - Children	23	522	4.4%	10.7%	11.4%	11.6%
% of FP17s for the same patient ID Re-attending within 3 months - Adults	214	1,631	13.1%	14.5%	15.0%	15.5%
% of FP17s for the same patient ID Re-attending between 3 & 9 months - Children	206	522	39.5%	58.0%	59.9%	58.8%
% of FP17s for the same patient ID Re-attending between 3 & 9 months - Adults	700	1,631	42.9%	48.8%	52.0%	51.1%
% of FP17s for Band 1 Urgent Courses	87	1,388	6.3%	8.7%	8.0%	9.0%
% of FP17s Relating to Free Repair or Replacements	27	1,388	1.9%	0.7%	0.8%	0.8%
% of FP17s Relating to Continuations	12	1,388	0.9%	0.8%	0.9%	0.9%
% of Patients satisfied with the dentistry they have received	3	3	N/A	94.2%	93.5%	93.3%
% of Patients satisfied with the time they had to wait for an appointment	1	3	N/A	87.2%	89.1%	88.9%

\* This is based on patients treated on this contract for their most recent course of treatment. Figures in italics indicate the base number of FP17s or Patient Questionnaire responses are less than 100. N/A is shown where the base number of responses is less than 10 during the period. % is calculated as Quantity/Base number\*100

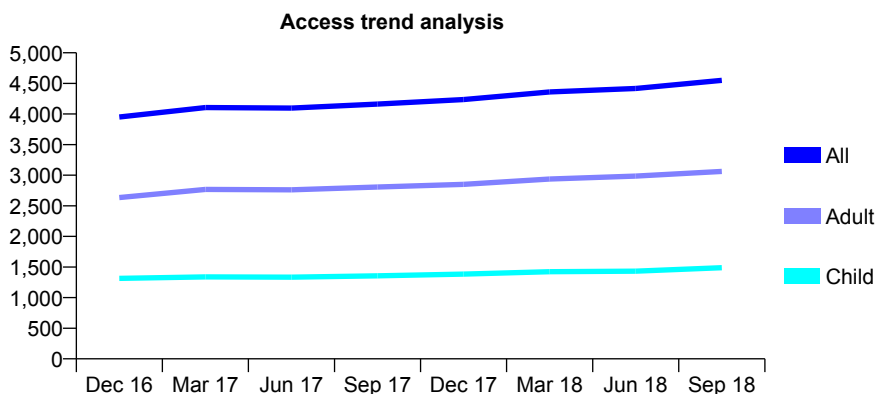
## Q58 - Vital Signs At a Glance Contract Report for 279625/0001 - September 2018

Name or company name	MR BS SIDHU
Contract type name	GDS Contract
Purpose of contract	General
Contract start date	10/01/2008
Contract end date	

18/19 Contracted general activity (UDA)	12,384
Carry forward general activity (UDA)	0
18/19 Contracted orthodontic activity (UOA)	0
Carry forward orthodontic activity (UOA)	0
Baseline contract value	£301,131.56

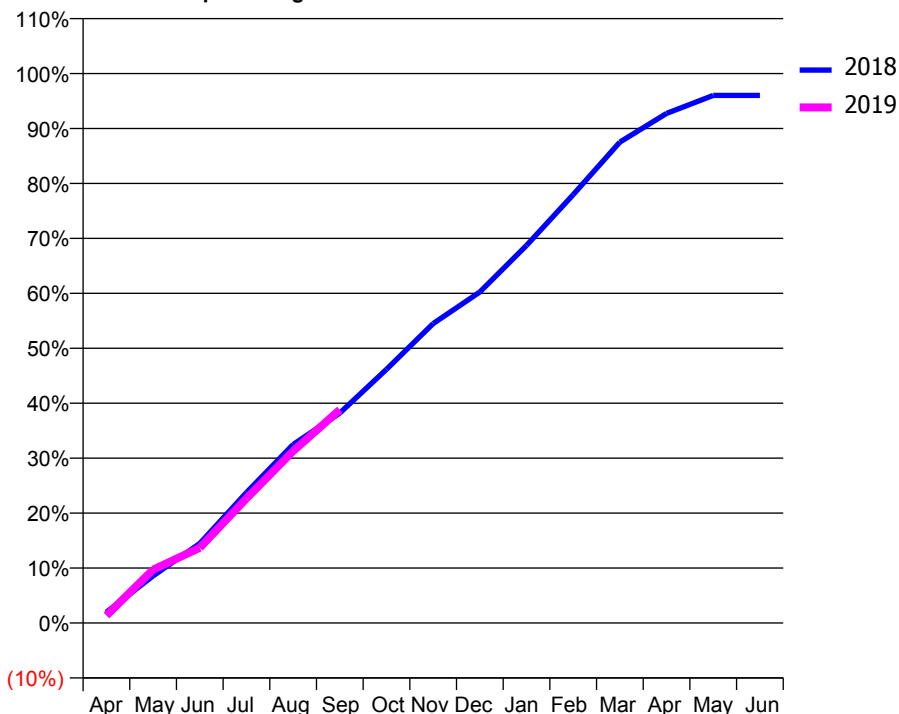
### ACCESS\*

Patients seen in 24 months	Total	Change since previous quarter
Quarter ending September 2017	4,163	
Quarter ending December 2017	4,236	→
Quarter ending March 2018	4,361	↑
Quarter ending June 2018	4,417	→
Quarter ending September 2018	4,551	↑
<b>Variance since September 2017</b>	<b>9.3%</b>	<b>↑</b>



### ACTIVITY

Cumulative percentage of contracted UDA delivered 2018 & 2019



Month	Adjusted Scheduled Activity (UDA)	
	2018	2019
April	245	169
May	1,063	1,204
June	1,794	1,695
July	2,941	2,809
August	4,023	3,874
September	4,731	4,807
October	5,716	
November	6,748	
December	7,462	
January	8,508	
February	9,654	
March	10,838	
April	11,484	
May	11,889	
June	11,889	

### QUALITY

	Quantity	Base Number	Contract	AT	Region	England
% of FP17s for the same patient ID Re-attending within 3 months - Children	96	1,152	8.3%	10.7%	11.4%	11.6%
% of FP17s for the same patient ID Re-attending within 3 months - Adults	378	2,098	18.0%	14.5%	15.0%	15.5%
% of FP17s for the same patient ID Re-attending between 3 & 9 months - Children	668	1,152	58.0%	58.0%	59.9%	58.8%
% of FP17s for the same patient ID Re-attending between 3 & 9 months - Adults	973	2,098	46.4%	48.8%	52.0%	51.1%
% of FP17s for Band 1 Urgent Courses	405	2,814	14.4%	8.7%	8.0%	9.0%
% of FP17s Relating to Free Repair or Replacements	31	2,814	1.1%	0.7%	0.8%	0.8%
% of FP17s Relating to Continuations	4	2,814	0.1%	0.8%	0.9%	0.9%
% of Patients satisfied with the dentistry they have received	1	1	N/A	94.2%	93.5%	93.3%
% of Patients satisfied with the time they had to wait for an appointment	1	1	N/A	87.2%	89.1%	88.9%

\* This is based on patients treated on this contract for their most recent course of treatment. Figures in italics indicate the base number of FP17s or Patient Questionnaire responses are less than 100. N/A is shown where the base number of responses is less than 10 during the period. % is calculated as Quantity/Base number\*100

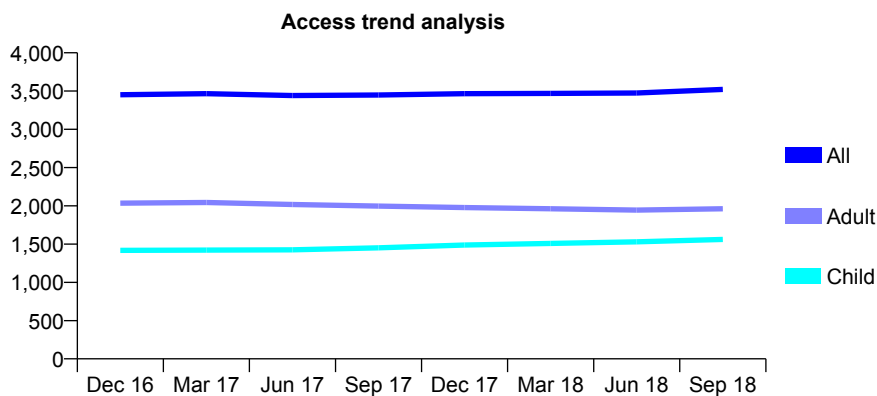
## Q58 - Vital Signs At a Glance Contract Report for 288470/0001 - September 2018

Name or company name	MR VB PATEL
Contract type name	GDS Contract
Purpose of contract	General
Contract start date	17/01/2014
Contract end date	

18/19 Contracted general activity (UDA)	9,850
Carry forward general activity (UDA)	0
18/19 Contracted orthodontic activity (UOA)	0
Carry forward orthodontic activity (UOA)	0
Baseline contract value	£256,965.55

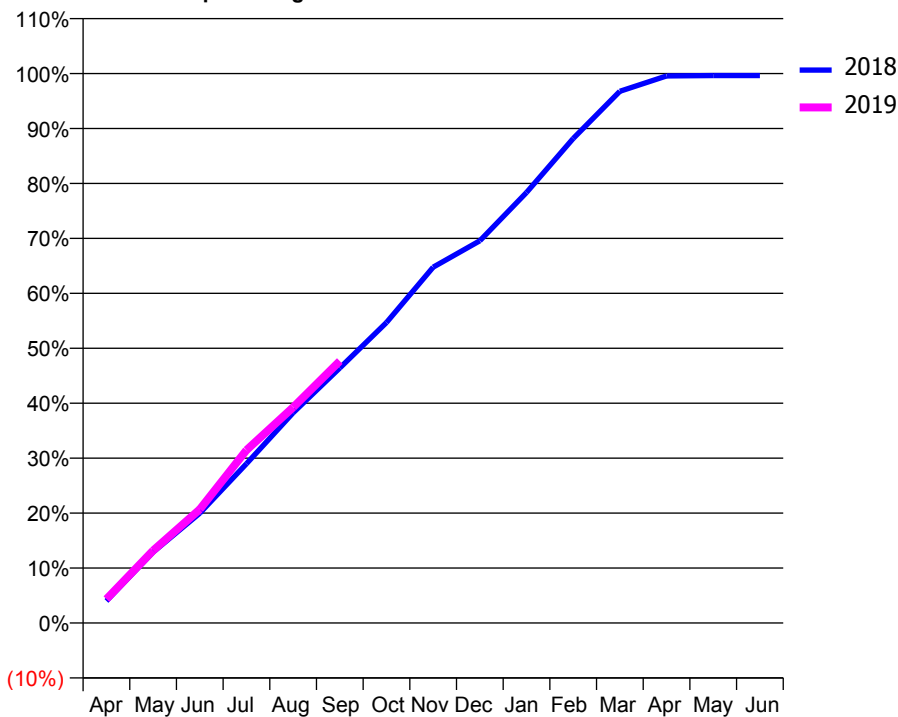
### ACCESS\*

Patients seen in 24 months	Total	Change since previous quarter
Quarter ending September 2017	3,448	
Quarter ending December 2017	3,465	→
Quarter ending March 2018	3,470	→
Quarter ending June 2018	3,475	→
Quarter ending September 2018	3,522	→
<b>Variance since September 2017</b>	<b>2.1%</b>	<b>↑</b>



### ACTIVITY

Cumulative percentage of contracted UDA delivered 2018 & 2019



Month	Adjusted Scheduled Activity (UDA)	
	2018	2019
April	396	429
May	1,270	1,300
June	1,968	2,038
July	2,855	3,099
August	3,767	3,866
September	4,572	4,696
October	5,387	
November	6,377	
December	6,853	
January	7,717	
February	8,684	
March	9,531	
April	9,806	
May	9,813	
June	9,813	

### QUALITY

	Quantity	Base Number	Contract	AT	Region	England
% of FP17s for the same patient ID Re-attending within 3 months - Children	152	1,419	10.7%	10.7%	11.4%	11.6%
% of FP17s for the same patient ID Re-attending within 3 months - Adults	156	1,456	10.7%	14.5%	15.0%	15.5%
% of FP17s for the same patient ID Re-attending between 3 & 9 months - Children	944	1,419	66.5%	58.0%	59.9%	58.8%
% of FP17s for the same patient ID Re-attending between 3 & 9 months - Adults	987	1,456	67.8%	48.8%	52.0%	51.1%
% of FP17s for Band 1 Urgent Courses	132	2,724	4.8%	8.7%	8.0%	9.0%
% of FP17s Relating to Free Repair or Replacements	17	2,724	0.6%	0.7%	0.8%	0.8%
% of FP17s Relating to Continuations	11	2,724	0.4%	0.8%	0.9%	0.9%
% of Patients satisfied with the dentistry they have received	4	4	N/A	94.2%	93.5%	93.3%
% of Patients satisfied with the time they had to wait for an appointment	4	4	N/A	87.2%	89.1%	88.9%

\* This is based on patients treated on this contract for their most recent course of treatment. Figures in italics indicate the base number of FP17s or Patient Questionnaire responses are less than 100. N/A is shown where the base number of responses is less than 10 during the period. % is calculated as Quantity/Base number\*100

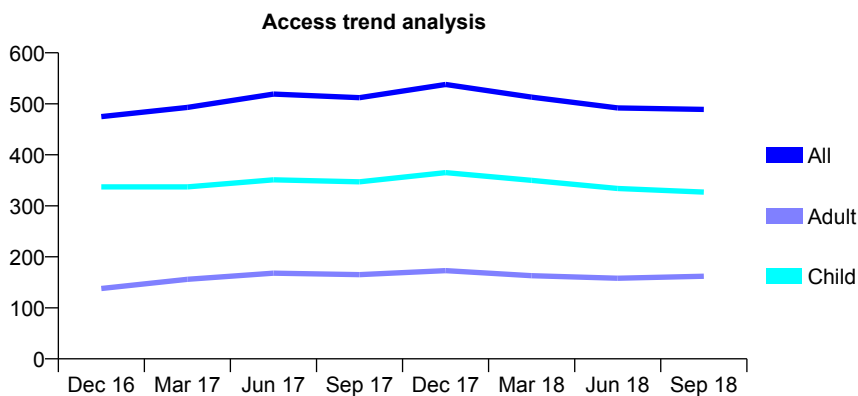
## Q58 - Vital Signs At a Glance Contract Report for 295698/0001 - September 2018

Name or company name	MISS A PETKEVICA
Contract type name	GDS Contract
Purpose of contract	General
Contract start date	20/06/2015
Contract end date	

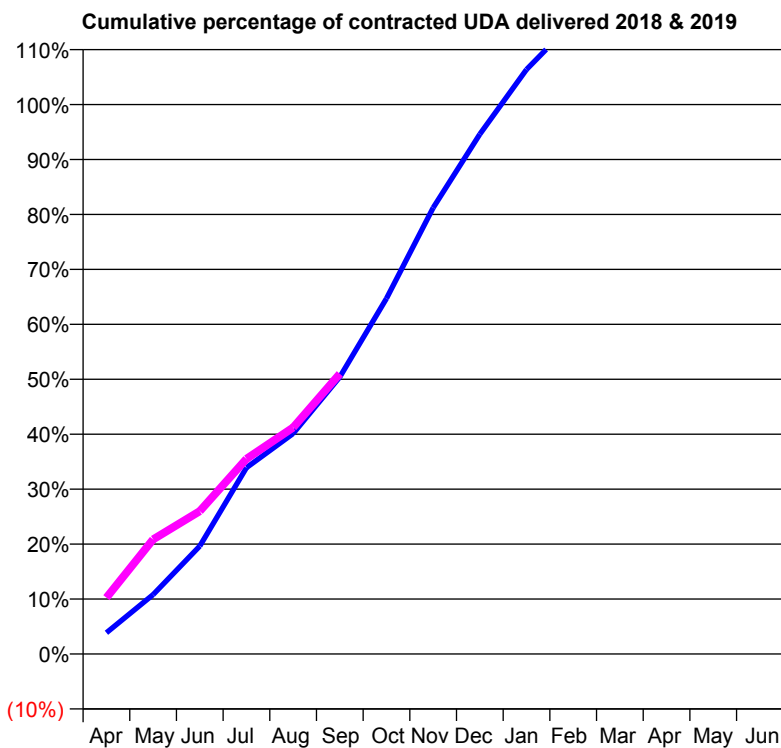
18/19 Contracted general activity (UDA)	1,370
Carry forward general activity (UDA)	0
18/19 Contracted orthodontic activity (UOA)	0
Carry forward orthodontic activity (UOA)	0
Baseline contract value	£38,295.28

### ACCESS\*

Patients seen in 24 months	Total	Change since previous quarter
Quarter ending September 2017	512	
Quarter ending December 2017	538	↑
Quarter ending March 2018	513	↓
Quarter ending June 2018	492	↓
Quarter ending September 2018	489	→
<b>Variance since September 2017</b>	<b>(4.5%)</b>	<b>↓</b>



### ACTIVITY



Adjusted Scheduled Activity (UDA)		
Month	2018	2019
April	53	141
May	148	286
June	269	356
July	465	487
August	550	565
September	691	699
October	886	
November	1,113	
December	1,296	
January	1,457	
February	1,576	
March	1,594	
April	1,594	
May	1,594	
June	1,594	

### QUALITY

	Quantity	Base Number	Contract	AT	Region	England
% of FP17s for the same patient ID Re-attending within 3 months - Children	17	289	5.9%	10.7%	11.4%	11.6%
% of FP17s for the same patient ID Re-attending within 3 months - Adults	10	66	15.2%	14.5%	15.0%	15.5%
% of FP17s for the same patient ID Re-attending between 3 & 9 months - Children	185	289	64.0%	58.0%	59.9%	58.8%
% of FP17s for the same patient ID Re-attending between 3 & 9 months - Adults	28	66	42.4%	48.8%	52.0%	51.1%
% of FP17s for Band 1 Urgent Courses	9	355	2.5%	8.7%	8.0%	9.0%
% of FP17s Relating to Free Repair or Replacements	0	355	0.0%	0.7%	0.8%	0.8%
% of FP17s Relating to Continuations	0	355	0.0%	0.8%	0.9%	0.9%
% of Patients satisfied with the dentistry they have received	1	1	N/A	94.2%	93.5%	93.3%
% of Patients satisfied with the time they had to wait for an appointment	1	1	N/A	87.2%	89.1%	88.9%

\* This is based on patients treated on this contract for their most recent course of treatment. Figures in italics indicate the base number of FP17s or Patient Questionnaire responses are less than 100. N/A is shown where the base number of responses is less than 10 during the period. % is calculated as Quantity/Base number\*100

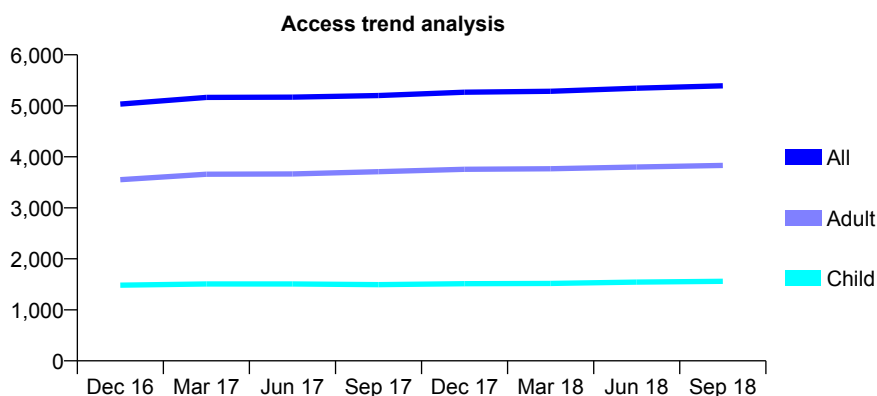
## Q58 - Vital Signs At a Glance Contract Report for 306509/0001 - September 2018

Name or company name	Manor Way Dental Practice
Contract type name	GDS Contract
Purpose of contract	General
Contract start date	01/04/2006
Contract end date	

18/19 Contracted general activity (UDA)	12,942
Carry forward general activity (UDA)	0
18/19 Contracted orthodontic activity (UOA)	0
Carry forward orthodontic activity (UOA)	0
Baseline contract value	£371,327.09

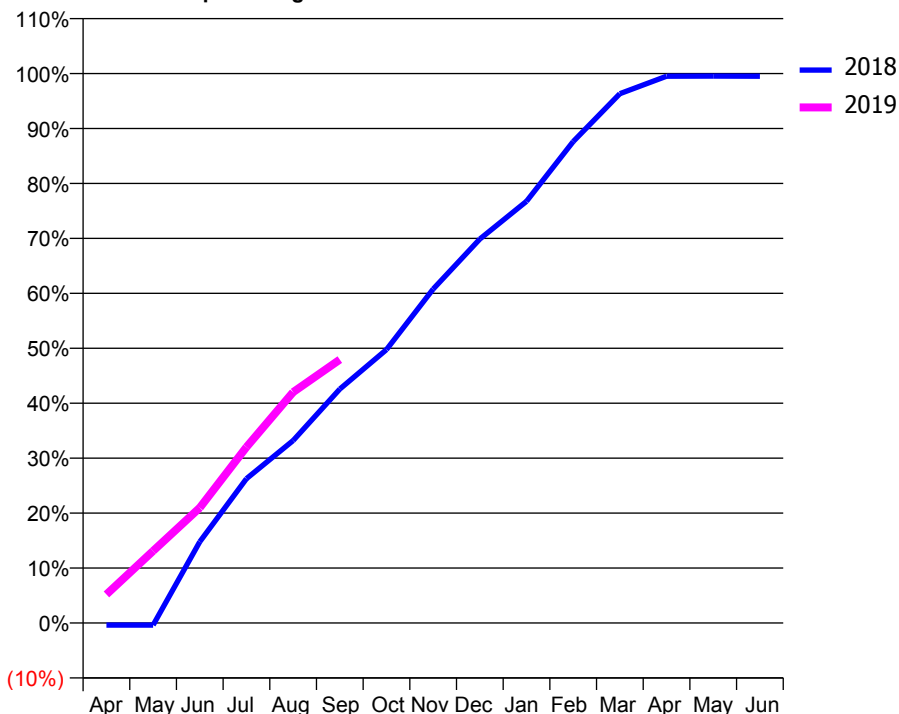
### ACCESS\*

Patients seen in 24 months	Total	Change since previous quarter
Quarter ending September 2017	5,201	
Quarter ending December 2017	5,267	→
Quarter ending March 2018	5,284	→
Quarter ending June 2018	5,345	→
Quarter ending September 2018	5,391	→
<b>Variance since September 2017</b>	<b>3.7%</b>	<b>↑</b>



### ACTIVITY

Cumulative percentage of contracted UDA delivered 2018 & 2019



Month	Adjusted Scheduled Activity (UDA)	
	2018	2019
April	-52	674
May	-52	1,696
June	1,915	2,715
July	3,399	4,145
August	4,297	5,437
September	5,510	6,205
October	6,441	
November	7,865	
December	9,043	
January	9,931	
February	11,340	
March	12,467	
April	12,877	
May	12,881	
June	12,879	

### QUALITY

	Quantity	Base Number	Contract	AT	Region	England
% of FP17s for the same patient ID Re-attending within 3 months - Children	60	793	7.6%	10.7%	11.4%	11.6%
% of FP17s for the same patient ID Re-attending within 3 months - Adults	298	1,820	16.4%	14.5%	15.0%	15.5%
% of FP17s for the same patient ID Re-attending between 3 & 9 months - Children	203	793	25.6%	58.0%	59.9%	58.8%
% of FP17s for the same patient ID Re-attending between 3 & 9 months - Adults	461	1,820	25.3%	48.8%	52.0%	51.1%
% of FP17s for Band 1 Urgent Courses	405	2,461	16.5%	8.7%	8.0%	9.0%
% of FP17s Relating to Free Repair or Replacements	21	2,461	0.9%	0.7%	0.8%	0.8%
% of FP17s Relating to Continuations	5	2,461	0.2%	0.8%	0.9%	0.9%
% of Patients satisfied with the dentistry they have received	1	1	N/A	94.2%	93.5%	93.3%
% of Patients satisfied with the time they had to wait for an appointment	1	1	N/A	87.2%	89.1%	88.9%

\* This is based on patients treated on this contract for their most recent course of treatment. Figures in italics indicate the base number of FP17s or Patient Questionnaire responses are less than 100. N/A is shown where the base number of responses is less than 10 during the period. % is calculated as Quantity/Base number\*100

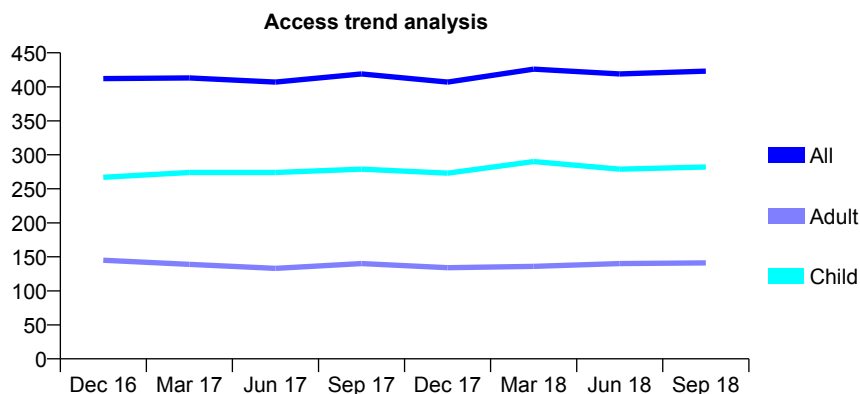
## Q58 - Vital Signs At a Glance Contract Report for 309508/0001 - September 2018

Name or company name	MR AR MULLISH
Contract type name	GDS Contract
Purpose of contract	General
Contract start date	01/04/2006
Contract end date	

18/19 Contracted general activity (UDA)	773
Carry forward general activity (UDA)	0
18/19 Contracted orthodontic activity (UOA)	0
Carry forward orthodontic activity (UOA)	0
Baseline contract value	£21,518.94

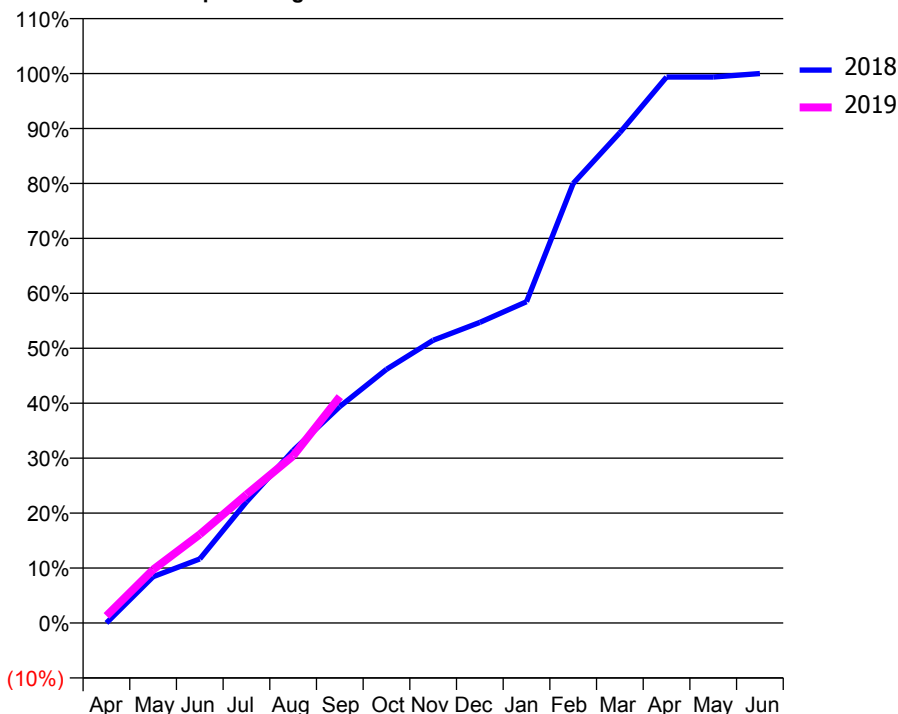
### ACCESS\*

Patients seen in 24 months	Total	Change since previous quarter
Quarter ending September 2017	419	
Quarter ending December 2017	407	↓
Quarter ending March 2018	426	↑
Quarter ending June 2018	419	↓
Quarter ending September 2018	423	→
<b>Variance since September 2017</b>	<b>1.0%</b>	<b>→</b>



### ACTIVITY

Cumulative percentage of contracted UDA delivered 2018 & 2019



Adjusted Scheduled Activity (UDA)

Month	2018	2019
April	0	10
May	65	75
June	90	125
July	170	181
August	243	235
September	305	318
October	357	
November	398	
December	423	
January	452	
February	618	
March	690	
April	768	
May	768	
June	773	

### QUALITY

	Quantity	Base Number	Contract	AT	Region	England
% of FP17s for the same patient ID Re-attending within 3 months - Children	13	199	6.5%	10.7%	11.4%	11.6%
% of FP17s for the same patient ID Re-attending within 3 months - Adults	12	76	15.8%	14.5%	15.0%	15.5%
% of FP17s for the same patient ID Re-attending between 3 & 9 months - Children	109	199	54.8%	58.0%	59.9%	58.8%
% of FP17s for the same patient ID Re-attending between 3 & 9 months - Adults	24	76	31.6%	48.8%	52.0%	51.1%
% of FP17s for Band 1 Urgent Courses	7	225	3.1%	8.7%	8.0%	9.0%
% of FP17s Relating to Free Repair or Replacements	0	225	0.0%	0.7%	0.8%	0.8%
% of FP17s Relating to Continuations	0	225	0.0%	0.8%	0.9%	0.9%
% of Patients satisfied with the dentistry they have received	0	0	N/A	94.2%	93.5%	93.3%
% of Patients satisfied with the time they had to wait for an appointment	0	0	N/A	87.2%	89.1%	88.9%

\* This is based on patients treated on this contract for their most recent course of treatment. Figures in italics indicate the base number of FP17s or Patient Questionnaire responses are less than 100. N/A is shown where the base number of responses is less than 10 during the period. % is calculated as Quantity/Base number\*100

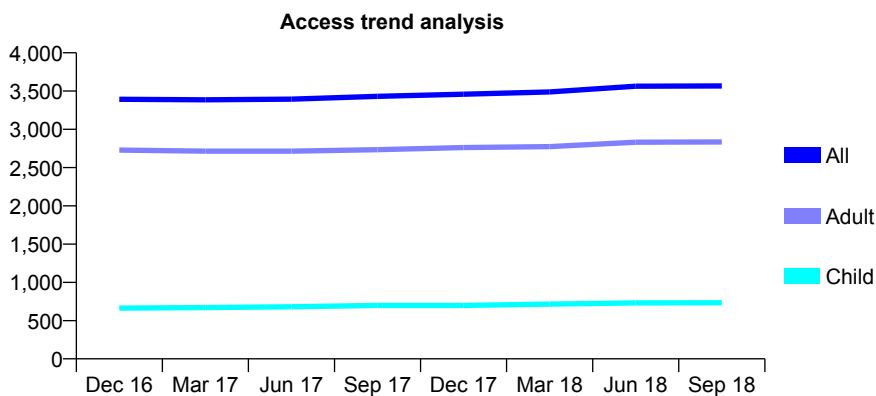
## Q58 - Vital Signs At a Glance Contract Report for 310026/0001 - September 2018

Name or company name	Burnawn House Dental Practice
Contract type name	GDS Contract
Purpose of contract	General
Contract start date	01/04/2006
Contract end date	

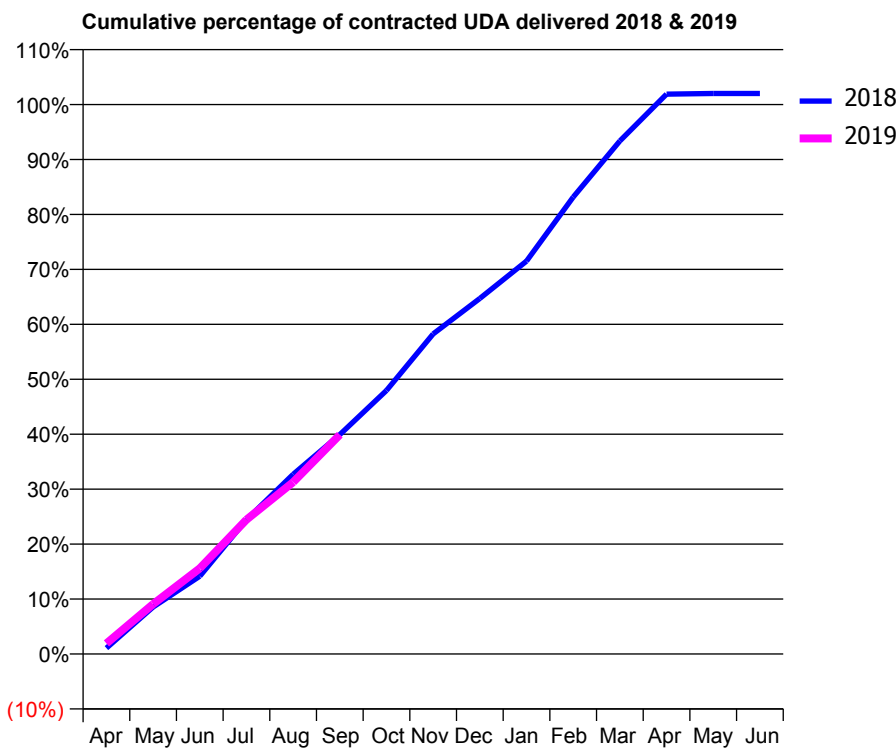
18/19 Contracted general activity (UDA)	8,414
Carry forward general activity (UDA)	0
18/19 Contracted orthodontic activity (UOA)	0
Carry forward orthodontic activity (UOA)	0
Baseline contract value	£246,464.17

### ACCESS\*

Patients seen in 24 months	Total	Change since previous quarter
Quarter ending September 2017	3,431	
Quarter ending December 2017	3,459	→
Quarter ending March 2018	3,489	→
Quarter ending June 2018	3,563	↑
Quarter ending September 2018	3,567	→
<b>Variance since September 2017</b>	<b>4.0%</b>	<b>↑</b>



### ACTIVITY



Month	Adjusted Scheduled Activity (UDA)	
	2018	2019
April	91	162
May	720	764
June	1,192	1,312
July	2,058	2,057
August	2,751	2,631
September	3,359	3,359
October	4,035	
November	4,902	
December	5,445	
January	6,017	
February	6,997	
March	7,856	
April	8,573	
May	8,583	
June	8,583	

### QUALITY

	Quantity	Base Number	Contract	AT	Region	England
% of FP17s for the same patient ID Re-attending within 3 months - Children	12	429	2.8%	10.7%	11.4%	11.6%
% of FP17s for the same patient ID Re-attending within 3 months - Adults	151	1,649	9.2%	14.5%	15.0%	15.5%
% of FP17s for the same patient ID Re-attending between 3 & 9 months - Children	205	429	47.8%	58.0%	59.9%	58.8%
% of FP17s for the same patient ID Re-attending between 3 & 9 months - Adults	736	1,649	44.6%	48.8%	52.0%	51.1%
% of FP17s for Band 1 Urgent Courses	47	1,723	2.7%	8.7%	8.0%	9.0%
% of FP17s Relating to Free Repair or Replacements	27	1,723	1.6%	0.7%	0.8%	0.8%
% of FP17s Relating to Continuations	12	1,723	0.7%	0.8%	0.9%	0.9%
% of Patients satisfied with the dentistry they have received	5	5	N/A	94.2%	93.5%	93.3%
% of Patients satisfied with the time they had to wait for an appointment	5	5	N/A	87.2%	89.1%	88.9%

\* This is based on patients treated on this contract for their most recent course of treatment. Figures in italics indicate the base number of FP17s or Patient Questionnaire responses are less than 100. N/A is shown where the base number of responses is less than 10 during the period. % is calculated as Quantity/Base number\*100



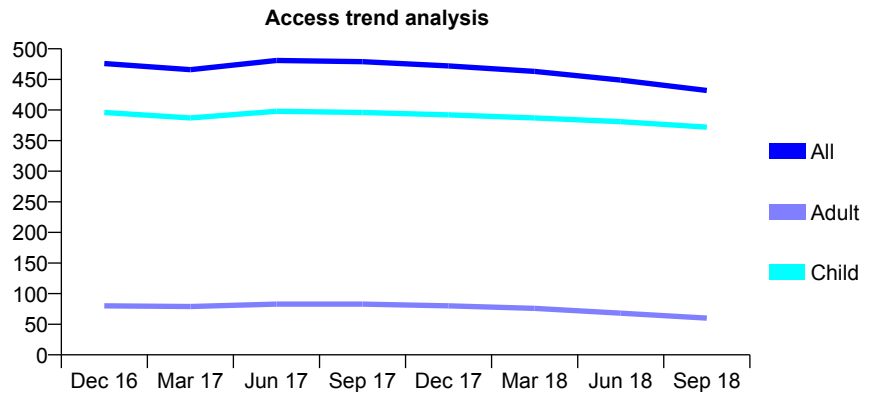
## Q58 - Vital Signs At a Glance Contract Report for 318981/0001 - September 2018

Name or company name	MR A CHARLES-KARIEL
Contract type name	GDS Contract
Purpose of contract	General
Contract start date	01/04/2006
Contract end date	

18/19 Contracted general activity (UDA)	800
Carry forward general activity (UDA)	0
18/19 Contracted orthodontic activity (UOA)	0
Carry forward orthodontic activity (UOA)	0
Baseline contract value	£27,729.05

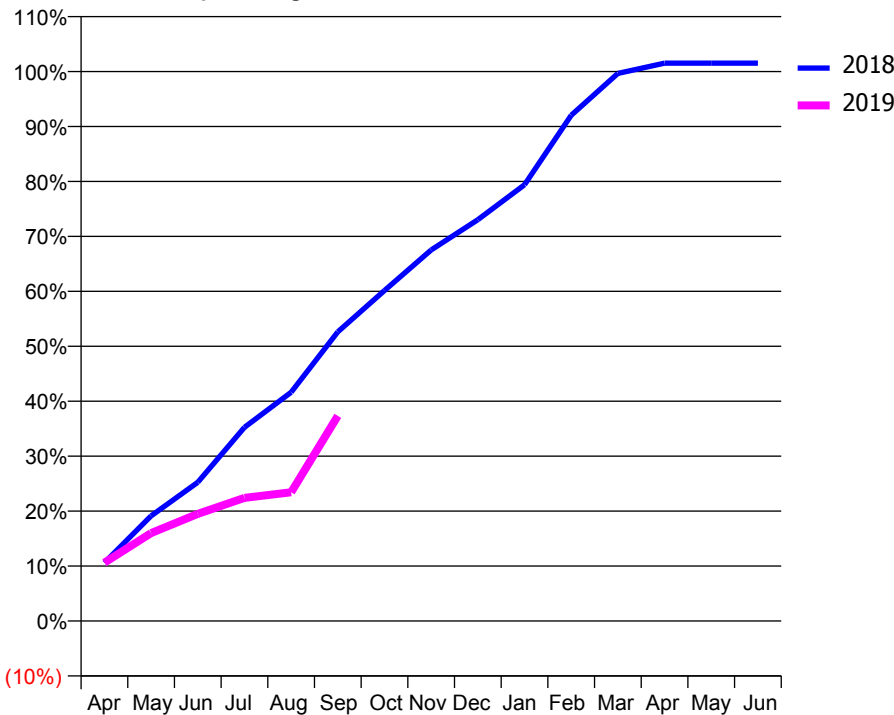
### ACCESS\*

Patients seen in 24 months	Total	Change since previous quarter
Quarter ending September 2017	479	
Quarter ending December 2017	472	↓
Quarter ending March 2018	463	↓
Quarter ending June 2018	449	↓
Quarter ending September 2018	432	↓
<b>Variance since September 2017</b>	<b>(9.8%)</b>	<b>↓</b>



### ACTIVITY

Cumulative percentage of contracted UDA delivered 2018 & 2019



Month	Adjusted Scheduled Activity (UDA)	
	2018	2019
April	85	85
May	153	128
June	202	156
July	282	179
August	333	187
September	421	299
October	481	
November	540	
December	584	
January	635	
February	736	
March	797	
April	812	
May	812	
June	812	

### QUALITY

	Quantity	Base Number	Contract	AT	Region	England
% of FP17s for the same patient ID Re-attending within 3 months - Children	18	215	8.4%	10.7%	11.4%	11.6%
% of FP17s for the same patient ID Re-attending within 3 months - Adults	0	14	0.0%	14.5%	15.0%	15.5%
% of FP17s for the same patient ID Re-attending between 3 & 9 months - Children	109	215	50.7%	58.0%	59.9%	58.8%
% of FP17s for the same patient ID Re-attending between 3 & 9 months - Adults	9	14	64.3%	48.8%	52.0%	51.1%
% of FP17s for Band 1 Urgent Courses	3	218	1.4%	8.7%	8.0%	9.0%
% of FP17s Relating to Free Repair or Replacements	0	218	0.0%	0.7%	0.8%	0.8%
% of FP17s Relating to Continuations	0	218	0.0%	0.8%	0.9%	0.9%
% of Patients satisfied with the dentistry they have received	0	0	N/A	94.2%	93.5%	93.3%
% of Patients satisfied with the time they had to wait for an appointment	0	0	N/A	87.2%	89.1%	88.9%

\* This is based on patients treated on this contract for their most recent course of treatment. Figures in italics indicate the base number of FP17s or Patient Questionnaire responses are less than 100. N/A is shown where the base number of responses is less than 10 during the period. % is calculated as Quantity/Base number\*100

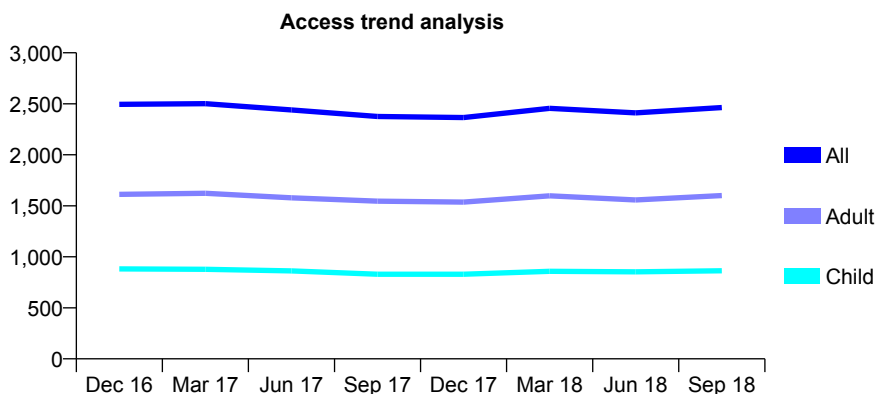
## Q58 - Vital Signs At a Glance Contract Report for 327034/0001 - September 2018

Name or company name	MRS Y RATANSHI
Contract type name	GDS Contract
Purpose of contract	General
Contract start date	01/04/2006
Contract end date	

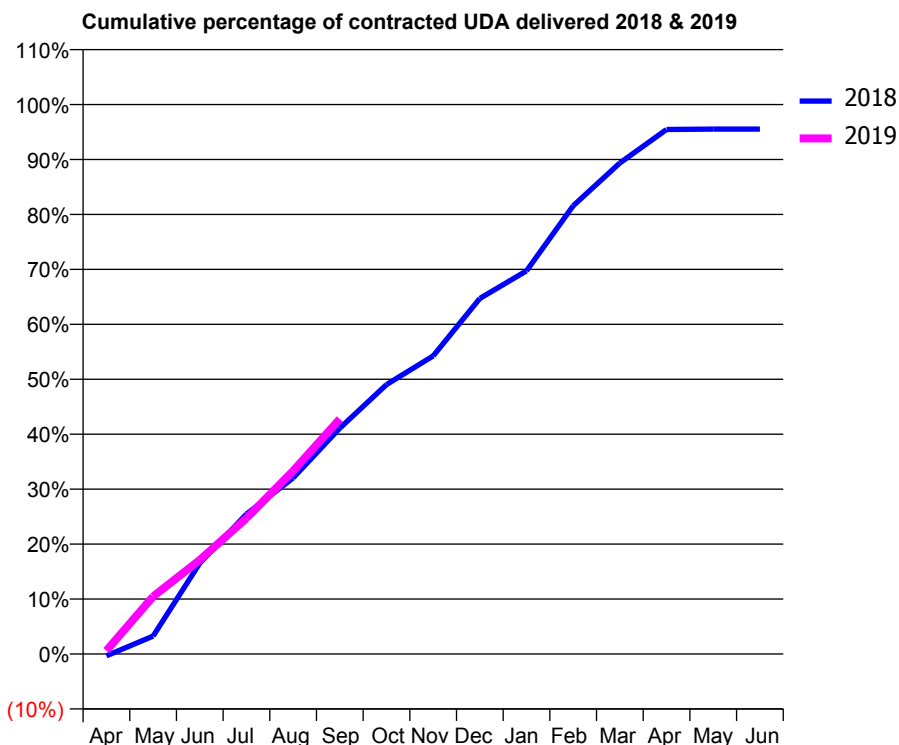
18/19 Contracted general activity (UDA)	6,500
Carry forward general activity (UDA)	0
18/19 Contracted orthodontic activity (UOA)	0
Carry forward orthodontic activity (UOA)	0
Baseline contract value	£166,345.03

### ACCESS\*

Patients seen in 24 months	Total	Change since previous quarter
Quarter ending September 2017	2,376	
Quarter ending December 2017	2,365	→
Quarter ending March 2018	2,456	↑
Quarter ending June 2018	2,411	↓
Quarter ending September 2018	2,464	↑
<b>Variance since September 2017</b>	<b>3.7%</b>	<b>↑</b>



### ACTIVITY



Month	Adjusted Scheduled Activity (UDA)	
	2018	2019
April	-23	40
May	212	681
June	1,074	1,114
July	1,656	1,607
August	2,083	2,167
September	2,672	2,780
October	3,187	
November	3,525	
December	4,207	
January	4,533	
February	5,303	
March	5,808	
April	6,204	
May	6,210	
June	6,210	

### QUALITY

	Quantity	Base Number	Contract	AT	Region	England
% of FP17s for the same patient ID Re-attending within 3 months - Children	43	799	5.4%	10.7%	11.4%	11.6%
% of FP17s for the same patient ID Re-attending within 3 months - Adults	118	1,111	10.6%	14.5%	15.0%	15.5%
% of FP17s for the same patient ID Re-attending between 3 & 9 months - Children	574	799	71.8%	58.0%	59.9%	58.8%
% of FP17s for the same patient ID Re-attending between 3 & 9 months - Adults	509	1,111	45.8%	48.8%	52.0%	51.1%
% of FP17s for Band 1 Urgent Courses	94	1,698	5.5%	8.7%	8.0%	9.0%
% of FP17s Relating to Free Repair or Replacements	6	1,698	0.4%	0.7%	0.8%	0.8%
% of FP17s Relating to Continuations	16	1,698	0.9%	0.8%	0.9%	0.9%
% of Patients satisfied with the dentistry they have received	1	1	N/A	94.2%	93.5%	93.3%
% of Patients satisfied with the time they had to wait for an appointment	0	1	N/A	87.2%	89.1%	88.9%

\* This is based on patients treated on this contract for their most recent course of treatment. Figures in italics indicate the base number of FP17s or Patient Questionnaire responses are less than 100. N/A is shown where the base number of responses is less than 10 during the period. % is calculated as Quantity/Base number\*100

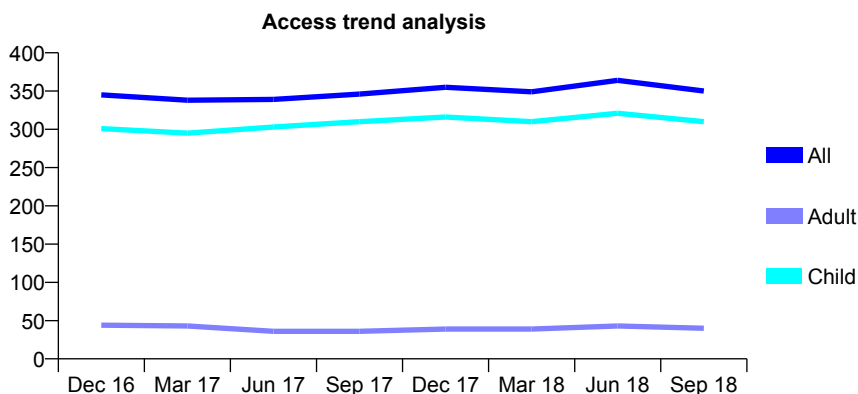
## Q58 - Vital Signs At a Glance Contract Report for 328103/0001 - September 2018

Name or company name	MR MD ELVINS
Contract type name	GDS Contract
Purpose of contract	General
Contract start date	01/04/2006
Contract end date	

18/19 Contracted general activity (UDA)	550
Carry forward general activity (UDA)	0
18/19 Contracted orthodontic activity (UOA)	0
Carry forward orthodontic activity (UOA)	0
Baseline contract value	£13,327.22

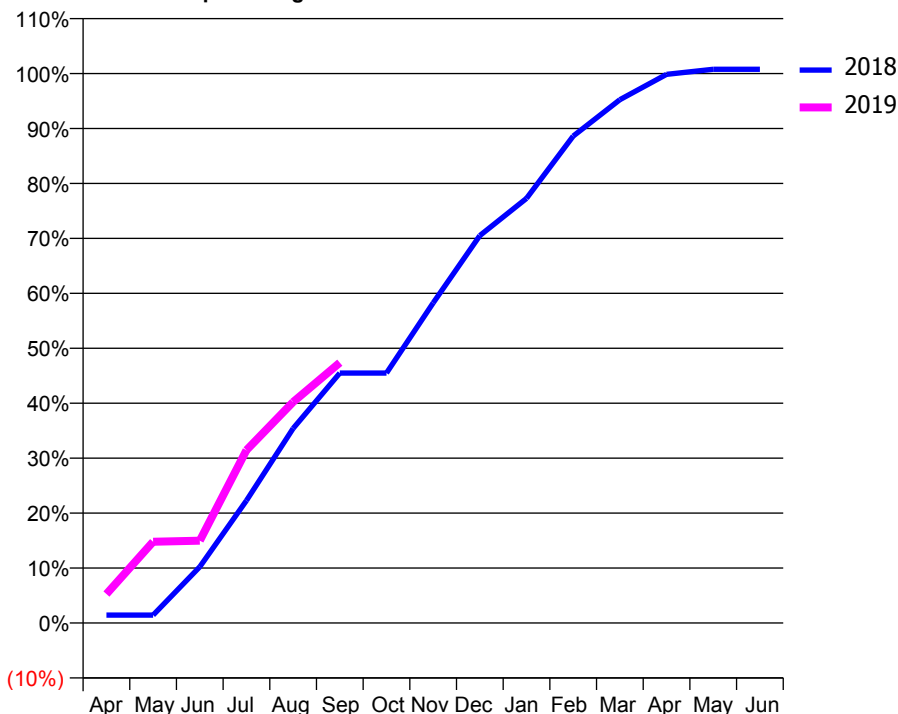
### ACCESS\*

Patients seen in 24 months	Total	Change since previous quarter
Quarter ending September 2017	346	
Quarter ending December 2017	355	↑
Quarter ending March 2018	349	↓
Quarter ending June 2018	364	↑
Quarter ending September 2018	350	↓
<b>Variance since September 2017</b>	<b>1.2%</b>	→



### ACTIVITY

Cumulative percentage of contracted UDA delivered 2018 & 2019



Month	Adjusted Scheduled Activity (UDA)	
	2018	2019
April	8	29
May	8	81
June	56	82
July	123	173
August	195	221
September	250	261
October	250	
November	320	
December	388	
January	425	
February	487	
March	524	
April	549	
May	554	
June	554	

### QUALITY

	Quantity	Base Number	Contract	AT	Region	England
% of FP17s for the same patient ID Re-attending within 3 months - Children	13	213	6.1%	10.7%	11.4%	11.6%
% of FP17s for the same patient ID Re-attending within 3 months - Adults	0	5	0.0%	14.5%	15.0%	15.5%
% of FP17s for the same patient ID Re-attending between 3 & 9 months - Children	98	213	46.0%	58.0%	59.9%	58.8%
% of FP17s for the same patient ID Re-attending between 3 & 9 months - Adults	2	5	40.0%	48.8%	52.0%	51.1%
% of FP17s for Band 1 Urgent Courses	8	189	4.2%	8.7%	8.0%	9.0%
% of FP17s Relating to Free Repair or Replacements	0	189	0.0%	0.7%	0.8%	0.8%
% of FP17s Relating to Continuations	0	189	0.0%	0.8%	0.9%	0.9%
% of Patients satisfied with the dentistry they have received	0	0	N/A	94.2%	93.5%	93.3%
% of Patients satisfied with the time they had to wait for an appointment	0	0	N/A	87.2%	89.1%	88.9%

\* This is based on patients treated on this contract for their most recent course of treatment. Figures in italics indicate the base number of FP17s or Patient Questionnaire responses are less than 100. N/A is shown where the base number of responses is less than 10 during the period. % is calculated as Quantity/Base number\*100

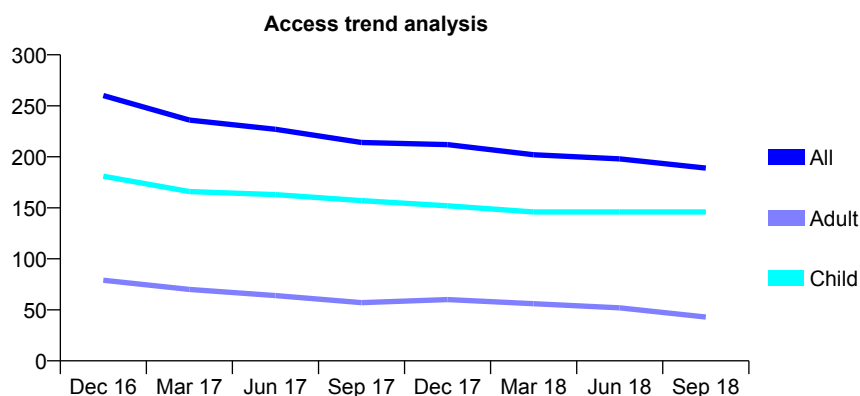
## Q58 - Vital Signs At a Glance Contract Report for 328111/0003 - September 2018

Name or company name	MR NA GHULAM
Contract type name	GDS Contract
Purpose of contract	General
Contract start date	04/05/2012
Contract end date	

18/19 Contracted general activity (UDA)	650
Carry forward general activity (UDA)	0
18/19 Contracted orthodontic activity (UOA)	0
Carry forward orthodontic activity (UOA)	0
Baseline contract value	£15,121.57

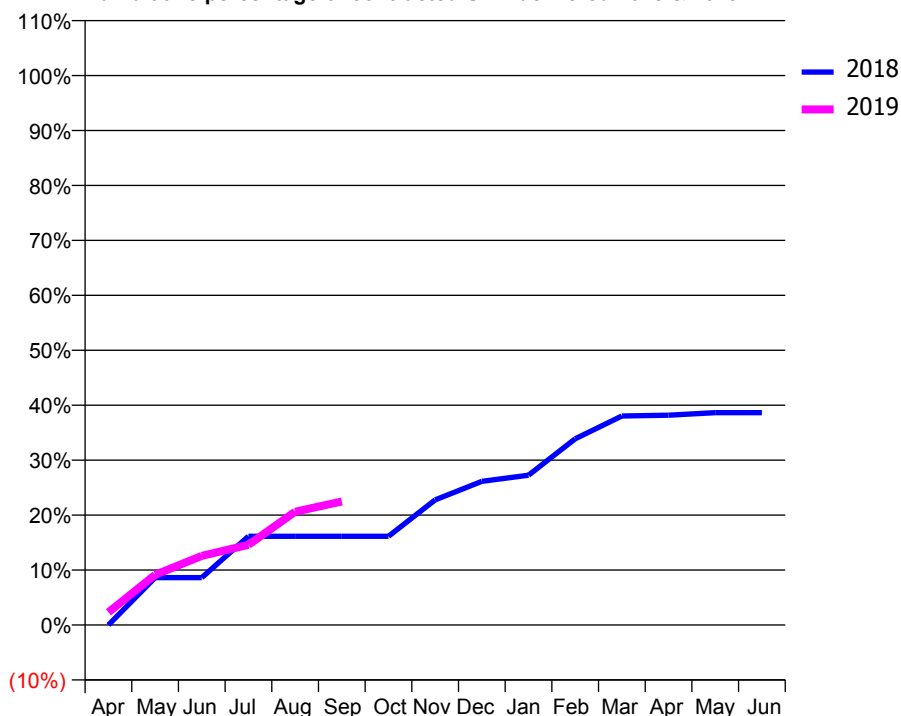
### ACCESS\*

Patients seen in 24 months	Total	Change since previous quarter
Quarter ending September 2017	214	
Quarter ending December 2017	212	→
Quarter ending March 2018	202	↓
Quarter ending June 2018	198	↓
Quarter ending September 2018	189	↓
<b>Variance since September 2017</b>	<b>(11.7%)</b>	<b>↓</b>



### ACTIVITY

**Cumulative percentage of contracted UDA delivered 2018 & 2019**



**Adjusted Scheduled Activity (UDA)**

Month	2018	2019
April	0	15
May	56	59
June	56	82
July	105	95
August	105	134
September	105	146
October	105	
November	148	
December	170	
January	177	
February	220	
March	247	
April	248	
May	251	
June	251	

### QUALITY

	Quantity	Base Number	Contract	AT	Region	England
% of FP17s for the same patient ID Re-attending within 3 months - Children	5	96	5.2%	10.7%	11.4%	11.6%
% of FP17s for the same patient ID Re-attending within 3 months - Adults	1	14	7.1%	14.5%	15.0%	15.5%
% of FP17s for the same patient ID Re-attending between 3 & 9 months - Children	20	96	20.8%	58.0%	59.9%	58.8%
% of FP17s for the same patient ID Re-attending between 3 & 9 months - Adults	1	14	7.1%	48.8%	52.0%	51.1%
% of FP17s for Band 1 Urgent Courses	6	105	5.7%	8.7%	8.0%	9.0%
% of FP17s Relating to Free Repair or Replacements	0	105	0.0%	0.7%	0.8%	0.8%
% of FP17s Relating to Continuations	0	105	0.0%	0.8%	0.9%	0.9%
% of Patients satisfied with the dentistry they have received	0	0	N/A	94.2%	93.5%	93.3%
% of Patients satisfied with the time they had to wait for an appointment	0	0	N/A	87.2%	89.1%	88.9%

\* This is based on patients treated on this contract for their most recent course of treatment. Figures in italics indicate the base number of FP17s or Patient Questionnaire responses are less than 100. N/A is shown where the base number of responses is less than 10 during the period. % is calculated as Quantity/Base number\*100

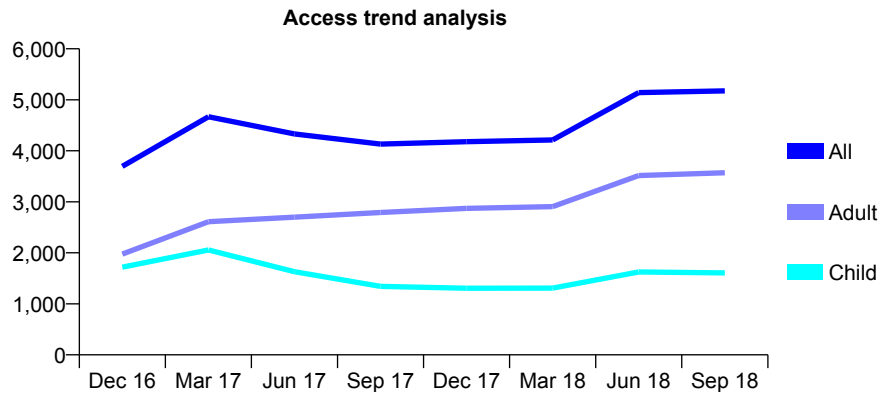
## Q58 - Vital Signs At a Glance Contract Report for 333107/0006 - September 2018

Name or company name	MR SS BHANDAL
Contract type name	GDS Contract
Purpose of contract	General
Contract start date	01/01/2015
Contract end date	

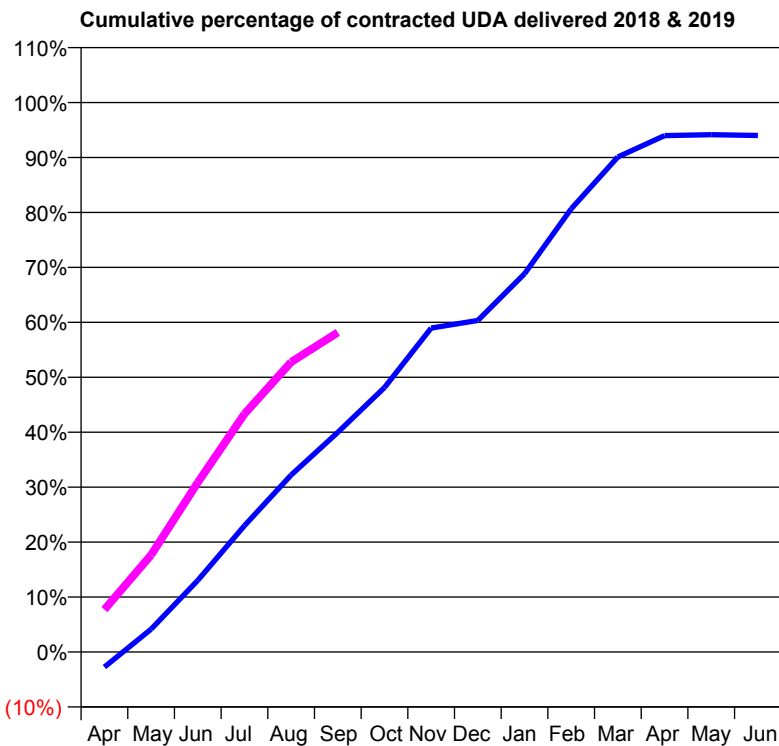
18/19 Contracted general activity (UDA)	11,341
Carry forward general activity (UDA)	0
18/19 Contracted orthodontic activity (UOA)	0
Carry forward orthodontic activity (UOA)	0
Baseline contract value	£318,369.76

### ACCESS\*

Patients seen in 24 months	Total	Change since previous quarter
Quarter ending September 2017	4,133	
Quarter ending December 2017	4,179	→
Quarter ending March 2018	4,214	→
Quarter ending June 2018	5,140	↑
Quarter ending September 2018	5,176	→
<b>Variance since September 2017</b>	<b>25.2%</b>	<b>↑</b>



### ACTIVITY



Adjusted Scheduled Activity (UDA)		
Month	2018	2019
April	-313	878
May	471	2,001
June	1,480	3,498
July	2,609	4,914
August	3,654	5,983
September	4,533	6,597
October	5,459	
November	6,685	
December	6,843	
January	7,807	
February	9,147	
March	10,217	
April	10,658	
May	10,677	
June	10,660	

### QUALITY

	Quantity	Base Number	Contract	AT	Region	England
% of FP17s for the same patient ID Re-attending within 3 months - Children	61	1,237	4.9%	10.7%	11.4%	11.6%
% of FP17s for the same patient ID Re-attending within 3 months - Adults	142	2,012	7.1%	14.5%	15.0%	15.5%
% of FP17s for the same patient ID Re-attending between 3 & 9 months - Children	446	1,237	36.1%	58.0%	59.9%	58.8%
% of FP17s for the same patient ID Re-attending between 3 & 9 months - Adults	478	2,012	23.8%	48.8%	52.0%	51.1%
% of FP17s for Band 1 Urgent Courses	198	3,033	6.5%	8.7%	8.0%	9.0%
% of FP17s Relating to Free Repair or Replacements	8	3,033	0.3%	0.7%	0.8%	0.8%
% of FP17s Relating to Continuations	3	3,033	0.1%	0.8%	0.9%	0.9%
% of Patients satisfied with the dentistry they have received	3	3	N/A	94.2%	93.5%	93.3%
% of Patients satisfied with the time they had to wait for an appointment	3	3	N/A	87.2%	89.1%	88.9%

\* This is based on patients treated on this contract for their most recent course of treatment. Figures in italics indicate the base number of FP17s or Patient Questionnaire responses are less than 100. N/A is shown where the base number of responses is less than 10 during the period. % is calculated as Quantity/Base number\*100

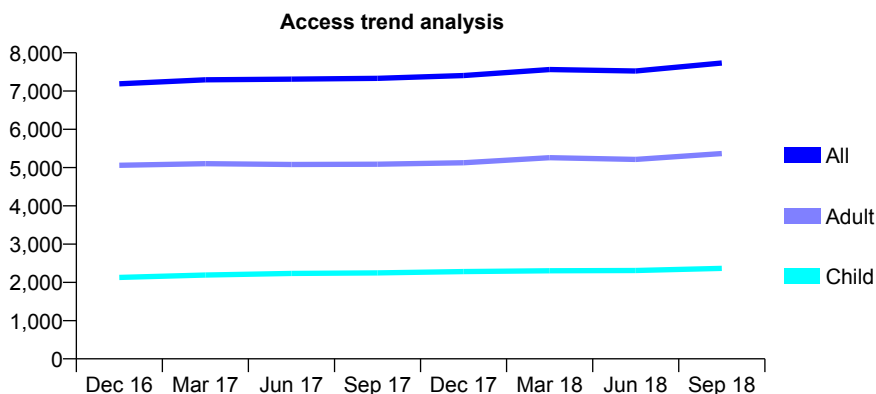
## Q58 - Vital Signs At a Glance Contract Report for 333875/0001 - September 2018

Name or company name	MR A SHAH
Contract type name	GDS Contract
Purpose of contract	General
Contract start date	01/04/2006
Contract end date	

18/19 Contracted general activity (UDA)	19,211
Carry forward general activity (UDA)	0
18/19 Contracted orthodontic activity (UOA)	0
Carry forward orthodontic activity (UOA)	0
Baseline contract value	£598,318.61

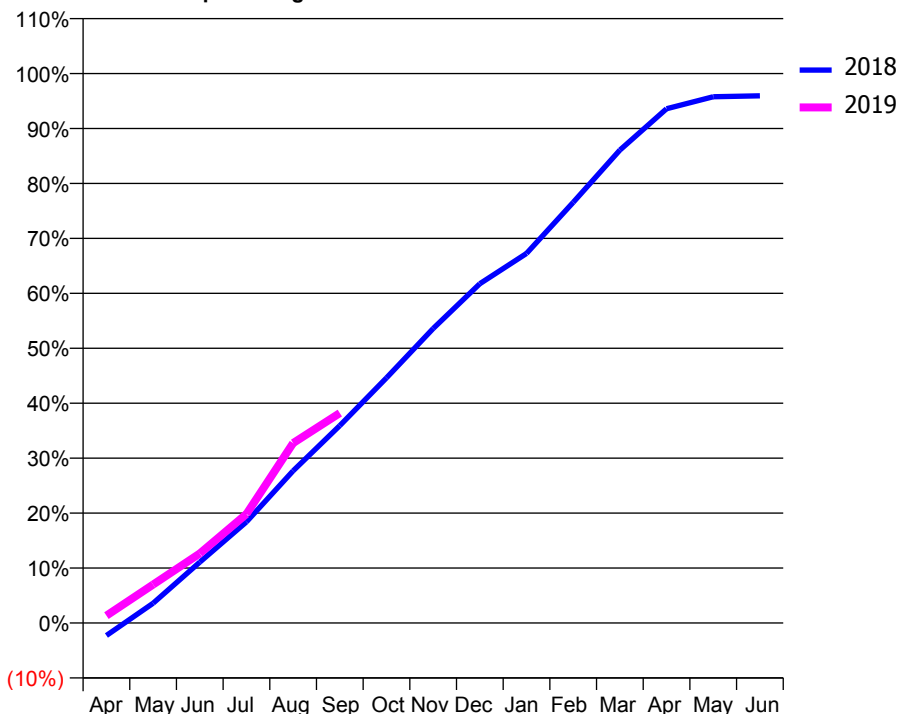
### ACCESS\*

Patients seen in 24 months	Total	Change since previous quarter
Quarter ending September 2017	7,334	
Quarter ending December 2017	7,406	→
Quarter ending March 2018	7,562	↑
Quarter ending June 2018	7,524	→
Quarter ending September 2018	7,733	↑
<b>Variance since September 2017</b>	<b>5.4%</b>	<b>↑</b>



### ACTIVITY

Cumulative percentage of contracted UDA delivered 2018 & 2019



Adjusted Scheduled Activity (UDA)

Month	2018	2019
April	-442	257
May	692	1,344
June	2,130	2,429
July	3,534	3,813
August	5,322	6,292
September	6,902	7,339
October	8,573	
November	10,298	
December	11,863	
January	12,920	
February	14,705	
March	16,532	
April	17,977	
May	18,400	
June	18,431	

### QUALITY

	Quantity	Base Number	Contract	AT	Region	England
% of FP17s for the same patient ID Re-attending within 3 months - Children	107	1,534	7.0%	10.7%	11.4%	11.6%
% of FP17s for the same patient ID Re-attending within 3 months - Adults	465	3,156	14.7%	14.5%	15.0%	15.5%
% of FP17s for the same patient ID Re-attending between 3 & 9 months - Children	761	1,534	49.6%	58.0%	59.9%	58.8%
% of FP17s for the same patient ID Re-attending between 3 & 9 months - Adults	1,221	3,156	38.7%	48.8%	52.0%	51.1%
% of FP17s for Band 1 Urgent Courses	144	3,704	3.9%	8.7%	8.0%	9.0%
% of FP17s Relating to Free Repair or Replacements	38	3,704	1.0%	0.7%	0.8%	0.8%
% of FP17s Relating to Continuations	122	3,704	3.3%	0.8%	0.9%	0.9%
% of Patients satisfied with the dentistry they have received	1	1	N/A	94.2%	93.5%	93.3%
% of Patients satisfied with the time they had to wait for an appointment	1	1	N/A	87.2%	89.1%	88.9%

\* This is based on patients treated on this contract for their most recent course of treatment. Figures in italics indicate the base number of FP17s or Patient Questionnaire responses are less than 100. N/A is shown where the base number of responses is less than 10 during the period. % is calculated as Quantity/Base number\*100

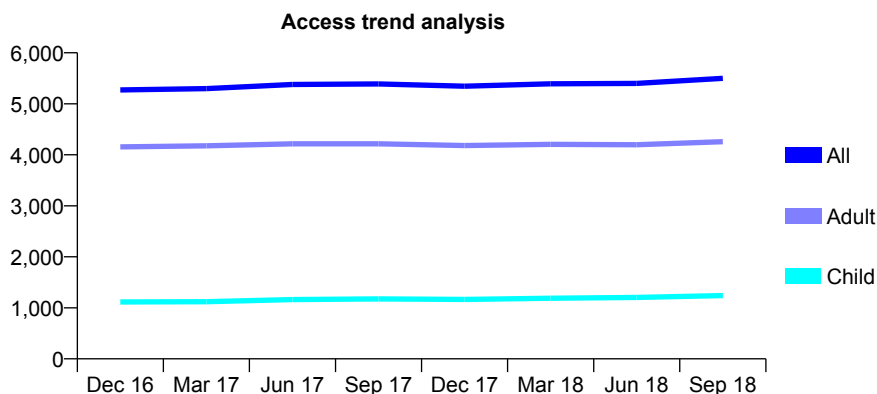
## Q58 - Vital Signs At a Glance Contract Report for 335088/0001 - September 2018

Name or company name	Hydean Dental Practice
Contract type name	GDS Contract
Purpose of contract	General
Contract start date	01/04/2006
Contract end date	

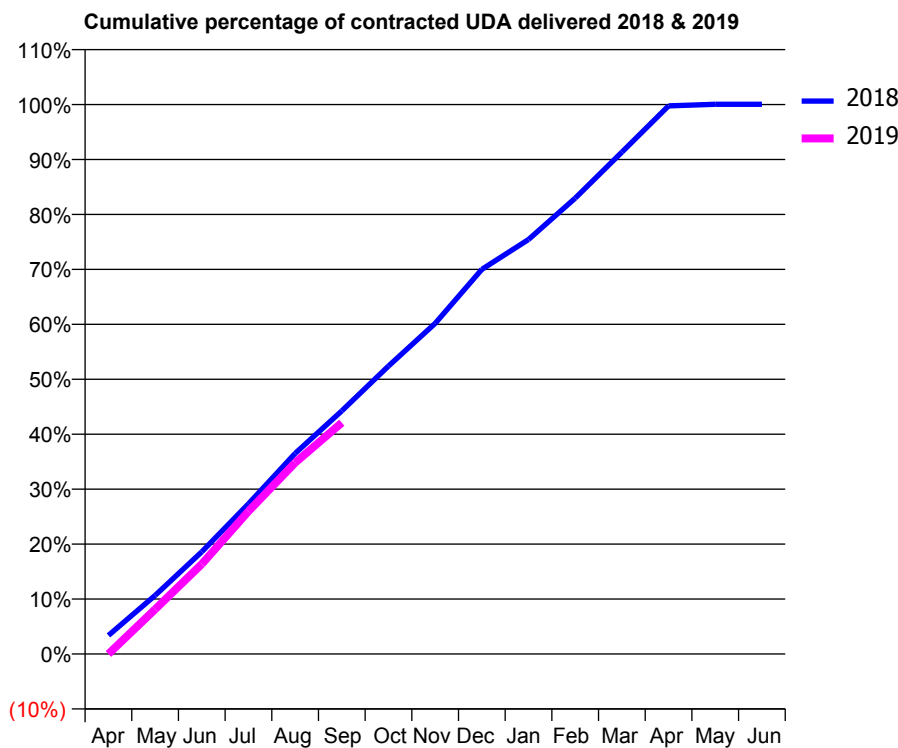
18/19 Contracted general activity (UDA)	16,668
Carry forward general activity (UDA)	0
18/19 Contracted orthodontic activity (UOA)	0
Carry forward orthodontic activity (UOA)	0
Baseline contract value	£457,792.94

### ACCESS\*

Patients seen in 24 months	Total	Change since previous quarter
Quarter ending September 2017	5,390	
Quarter ending December 2017	5,345	→
Quarter ending March 2018	5,393	→
Quarter ending June 2018	5,401	→
Quarter ending September 2018	5,499	→
<b>Variance since September 2017</b>	<b>2.0%</b>	<b>↑</b>



### ACTIVITY



Month	Adjusted Scheduled Activity (UDA)	
	2018	2019
April	566	1
May	1,776	1,357
June	3,100	2,728
July	4,558	4,332
August	6,087	5,801
September	7,377	7,017
October	8,733	
November	10,030	
December	11,666	
January	12,573	
February	13,826	
March	15,221	
April	16,628	
May	16,676	
June	16,676	

### QUALITY

	Quantity	Base Number	Contract	AT	Region	England
% of FP17s for the same patient ID Re-attending within 3 months - Children	41	947	4.3%	10.7%	11.4%	11.6%
% of FP17s for the same patient ID Re-attending within 3 months - Adults	358	3,528	10.1%	14.5%	15.0%	15.5%
% of FP17s for the same patient ID Re-attending between 3 & 9 months - Children	506	947	53.4%	58.0%	59.9%	58.8%
% of FP17s for the same patient ID Re-attending between 3 & 9 months - Adults	2,222	3,528	63.0%	48.8%	52.0%	51.1%
% of FP17s for Band 1 Urgent Courses	251	3,752	6.7%	8.7%	8.0%	9.0%
% of FP17s Relating to Free Repair or Replacements	23	3,752	0.6%	0.7%	0.8%	0.8%
% of FP17s Relating to Continuations	36	3,752	1.0%	0.8%	0.9%	0.9%
% of Patients satisfied with the dentistry they have received	3	3	N/A	94.2%	93.5%	93.3%
% of Patients satisfied with the time they had to wait for an appointment	3	3	N/A	87.2%	89.1%	88.9%

\* This is based on patients treated on this contract for their most recent course of treatment. Figures in italics indicate the base number of FP17s or Patient Questionnaire responses are less than 100. N/A is shown where the base number of responses is less than 10 during the period. % is calculated as Quantity/Base number\*100

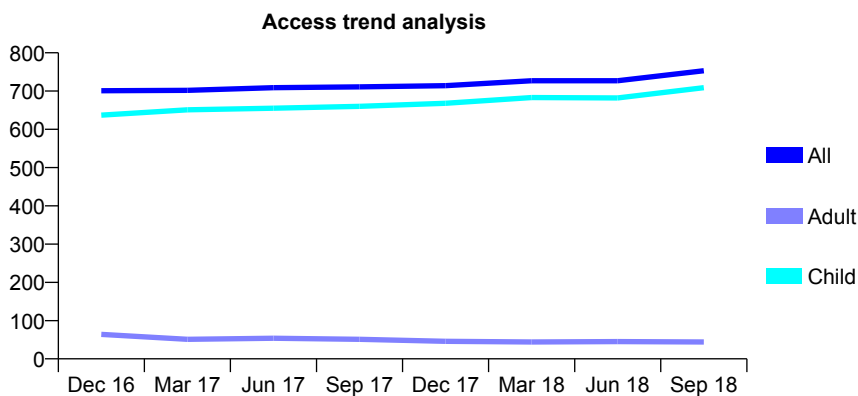
## Q58 - Vital Signs At a Glance Contract Report for 335290/0001 - September 2018

Name or company name	MR VA PATEL
Contract type name	GDS Contract
Purpose of contract	General
Contract start date	01/04/2006
Contract end date	

18/19 Contracted general activity (UDA)	1,293
Carry forward general activity (UDA)	0
18/19 Contracted orthodontic activity (UOA)	0
Carry forward orthodontic activity (UOA)	0
Baseline contract value	£35,896.31

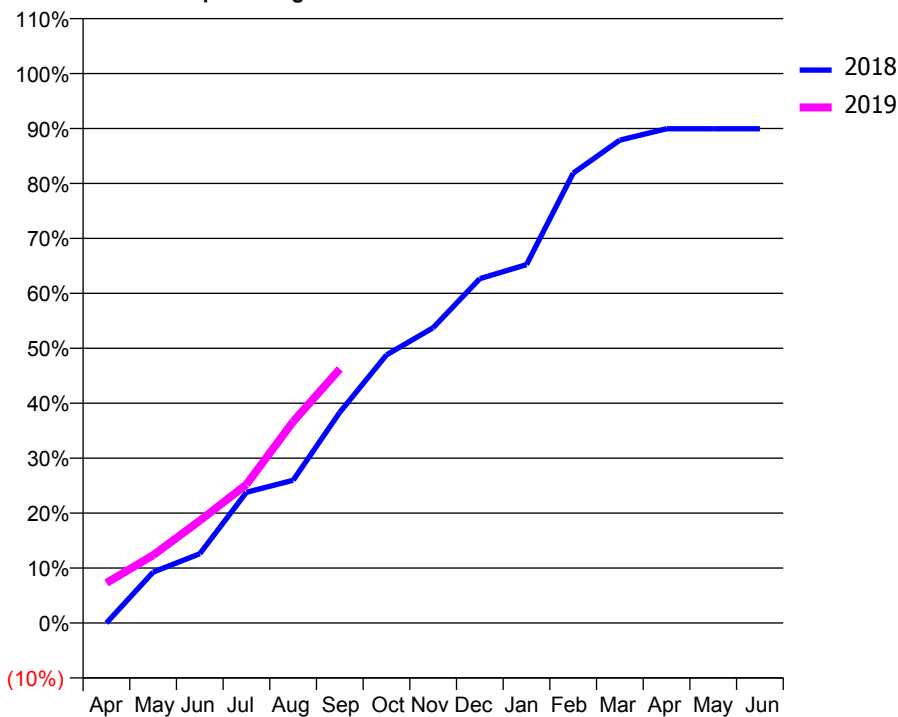
### ACCESS\*

Patients seen in 24 months	Total	Change since previous quarter
Quarter ending September 2017	711	
Quarter ending December 2017	714	→
Quarter ending March 2018	727	→
Quarter ending June 2018	727	→
Quarter ending September 2018	753	↑
<b>Variance since September 2017</b>	5.9%	↑



### ACTIVITY

Cumulative percentage of contracted UDA delivered 2018 & 2019



Month	Adjusted Scheduled Activity (UDA)	
	2018	2019
April	0	94
May	120	160
June	163	241
July	308	326
August	336	474
September	496	598
October	631	
November	695	
December	810	
January	843	
February	1,058	
March	1,136	
April	1,163	
May	1,163	
June	1,163	

### QUALITY

	Quantity	Base Number	Contract	AT	Region	England
% of FP17s for the same patient ID Re-attending within 3 months - Children	27	458	5.9%	10.7%	11.4%	11.6%
% of FP17s for the same patient ID Re-attending within 3 months - Adults	0	0	N/A	14.5%	15.0%	15.5%
% of FP17s for the same patient ID Re-attending between 3 & 9 months - Children	217	458	47.4%	58.0%	59.9%	58.8%
% of FP17s for the same patient ID Re-attending between 3 & 9 months - Adults	0	0	N/A	48.8%	52.0%	51.1%
% of FP17s for Band 1 Urgent Courses	14	434	3.2%	8.7%	8.0%	9.0%
% of FP17s Relating to Free Repair or Replacements	0	434	0.0%	0.7%	0.8%	0.8%
% of FP17s Relating to Continuations	0	434	0.0%	0.8%	0.9%	0.9%
% of Patients satisfied with the dentistry they have received	0	0	N/A	94.2%	93.5%	93.3%
% of Patients satisfied with the time they had to wait for an appointment	0	0	N/A	87.2%	89.1%	88.9%

\* This is based on patients treated on this contract for their most recent course of treatment. Figures in italics indicate the base number of FP17s or Patient Questionnaire responses are less than 100. N/A is shown where the base number of responses is less than 10 during the period. % is calculated as Quantity/Base number\*100



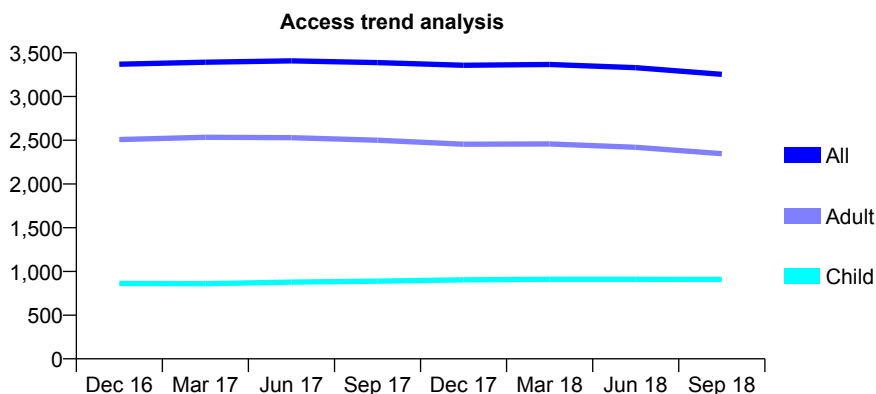
## Q58 - Vital Signs At a Glance Contract Report for 339113/0001 - September 2018

Name or company name	MR A BALKHI
Contract type name	GDS Contract
Purpose of contract	General
Contract start date	01/04/2006
Contract end date	

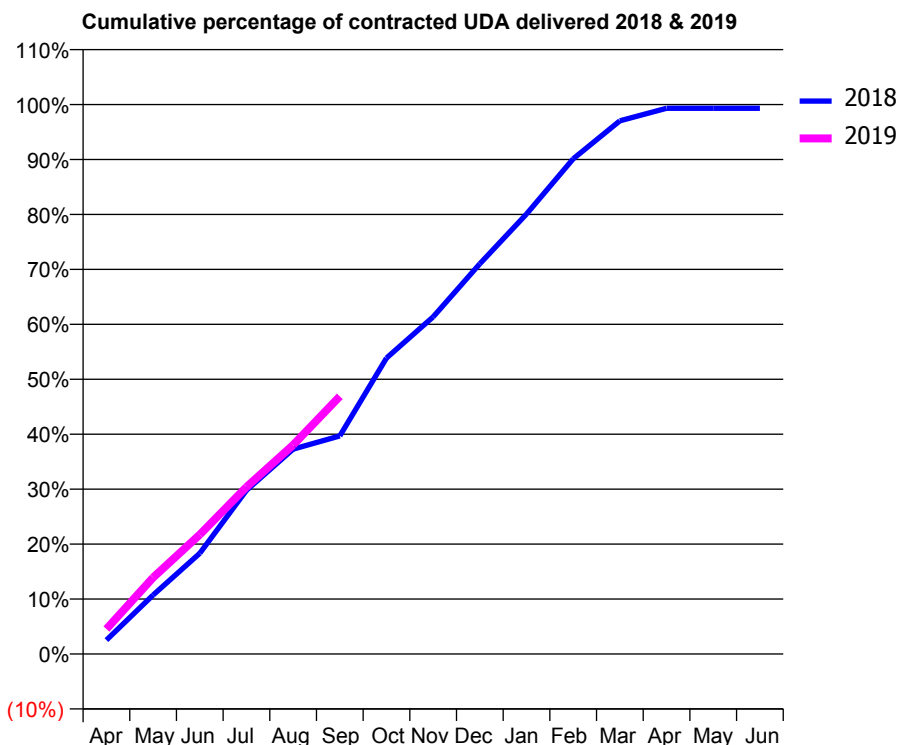
18/19 Contracted general activity (UDA)	7,361
Carry forward general activity (UDA)	0
18/19 Contracted orthodontic activity (UOA)	0
Carry forward orthodontic activity (UOA)	0
Baseline contract value	£215,923.10

### ACCESS\*

Patients seen in 24 months	Total	Change since previous quarter
Quarter ending September 2017	3,388	
Quarter ending December 2017	3,358	→
Quarter ending March 2018	3,367	→
Quarter ending June 2018	3,330	↓
Quarter ending September 2018	3,254	↓
<b>Variance since September 2017</b>	<b>(4.0%)</b>	<b>↓</b>



### ACTIVITY



Adjusted Scheduled Activity (UDA)		
Month	2018	2019
April	187	335
May	791	1,024
June	1,350	1,600
July	2,192	2,238
August	2,744	2,799
September	2,921	3,452
October	3,964	
November	4,517	
December	5,227	
January	5,894	
February	6,633	
March	7,142	
April	7,310	
May	7,310	
June	7,310	

### QUALITY

	Quantity	Base Number	Contract	AT	Region	England
% of FP17s for the same patient ID Re-attending within 3 months - Children	14	635	2.2%	10.7%	11.4%	11.6%
% of FP17s for the same patient ID Re-attending within 3 months - Adults	29	1,073	2.7%	14.5%	15.0%	15.5%
% of FP17s for the same patient ID Re-attending between 3 & 9 months - Children	405	635	63.8%	58.0%	59.9%	58.8%
% of FP17s for the same patient ID Re-attending between 3 & 9 months - Adults	496	1,073	46.2%	48.8%	52.0%	51.1%
% of FP17s for Band 1 Urgent Courses	22	1,618	1.4%	8.7%	8.0%	9.0%
% of FP17s Relating to Free Repair or Replacements	0	1,618	0.0%	0.7%	0.8%	0.8%
% of FP17s Relating to Continuations	6	1,618	0.4%	0.8%	0.9%	0.9%
% of Patients satisfied with the dentistry they have received	1	1	N/A	94.2%	93.5%	93.3%
% of Patients satisfied with the time they had to wait for an appointment	1	1	N/A	87.2%	89.1%	88.9%

\* This is based on patients treated on this contract for their most recent course of treatment. Figures in italics indicate the base number of FP17s or Patient Questionnaire responses are less than 100. N/A is shown where the base number of responses is less than 10 during the period. % is calculated as Quantity/Base number\*100

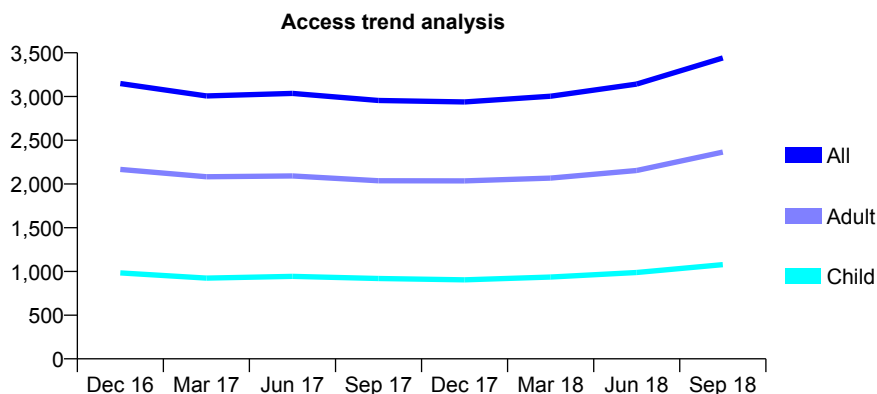
## Q58 - Vital Signs At a Glance Contract Report for 341088/0001 - September 2018

Name or company name	MR A ZAKHARIA
Contract type name	GDS Contract
Purpose of contract	General
Contract start date	01/04/2012
Contract end date	

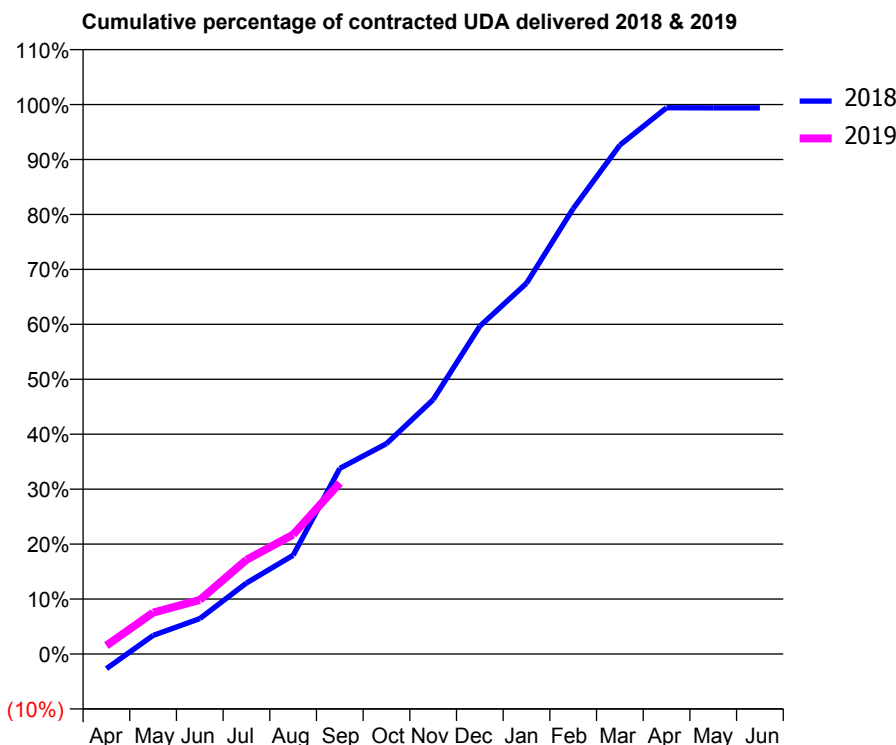
18/19 Contracted general activity (UDA)	16,780
Carry forward general activity (UDA)	0
18/19 Contracted orthodontic activity (UOA)	0
Carry forward orthodontic activity (UOA)	0
Baseline contract value	£459,174.19

### ACCESS\*

Patients seen in 24 months	Total	Change since previous quarter
Quarter ending September 2017	2,955	
Quarter ending December 2017	2,938	→
Quarter ending March 2018	3,003	↑
Quarter ending June 2018	3,142	↑
Quarter ending September 2018	3,442	↑
<b>Variance since September 2017</b>	<b>16.5%</b>	<b>↑</b>



### ACTIVITY



Month	Adjusted Scheduled Activity (UDA)	
	2018	2019
April	-223	259
May	281	1,263
June	535	1,650
July	1,076	2,875
August	1,496	3,647
September	2,812	5,221
October	3,186	
November	3,852	
December	4,965	
January	5,615	
February	6,745	
March	7,706	
April	8,273	
May	8,272	
June	8,272	

### QUALITY

	Quantity	Base Number	Contract	AT	Region	England
% of FP17s for the same patient ID Re-attending within 3 months - Children	55	954	5.8%	10.7%	11.4%	11.6%
% of FP17s for the same patient ID Re-attending within 3 months - Adults	223	1,900	11.7%	14.5%	15.0%	15.5%
% of FP17s for the same patient ID Re-attending between 3 & 9 months - Children	543	954	56.9%	58.0%	59.9%	58.8%
% of FP17s for the same patient ID Re-attending between 3 & 9 months - Adults	1,050	1,900	55.3%	48.8%	52.0%	51.1%
% of FP17s for Band 1 Urgent Courses	190	2,623	7.2%	8.7%	8.0%	9.0%
% of FP17s Relating to Free Repair or Replacements	19	2,623	0.7%	0.7%	0.8%	0.8%
% of FP17s Relating to Continuations	7	2,623	0.3%	0.8%	0.9%	0.9%
% of Patients satisfied with the dentistry they have received	8	8	N/A	94.2%	93.5%	93.3%
% of Patients satisfied with the time they had to wait for an appointment	7	8	N/A	87.2%	89.1%	88.9%

\* This is based on patients treated on this contract for their most recent course of treatment. Figures in italics indicate the base number of FP17s or Patient Questionnaire responses are less than 100. N/A is shown where the base number of responses is less than 10 during the period. % is calculated as Quantity/Base number\*100

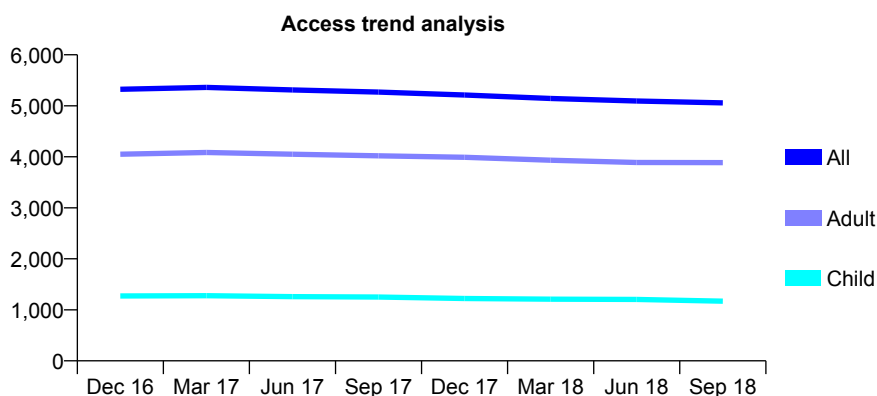
## Q58 - Vital Signs At a Glance Contract Report for 341576/0002 - September 2018

Name or company name	MR J NASSERI TAHERI
Contract type name	GDS Contract
Purpose of contract	General
Contract start date	01/04/2008
Contract end date	

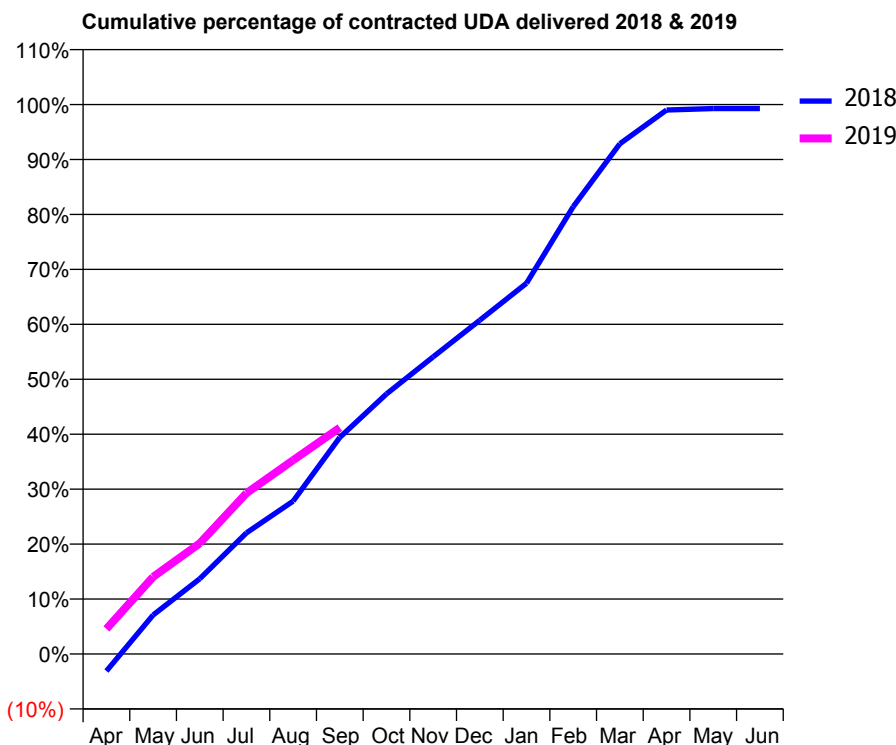
18/19 Contracted general activity (UDA)	18,364
Carry forward general activity (UDA)	0
18/19 Contracted orthodontic activity (UOA)	0
Carry forward orthodontic activity (UOA)	0
Baseline contract value	£433,489.42

### ACCESS\*

Patients seen in 24 months	Total	Change since previous quarter
Quarter ending September 2017	5,270	
Quarter ending December 2017	5,212	↓
Quarter ending March 2018	5,143	↓
Quarter ending June 2018	5,095	→
Quarter ending September 2018	5,058	→
<b>Variance since September 2017</b>	<b>(4.0%)</b>	<b>↓</b>



### ACTIVITY



Month	Adjusted Scheduled Activity (UDA)	
	2018	2019
April	-573	839
May	1,305	2,579
June	2,515	3,699
July	4,051	5,377
August	5,111	6,475
September	7,241	7,564
October	8,692	
November	9,932	
December	11,155	
January	12,392	
February	14,949	
March	17,053	
April	18,181	
May	18,228	
June	18,228	

### QUALITY

	Quantity	Base Number	Contract	AT	Region	England
% of FP17s for the same patient ID Re-attending within 3 months - Children	74	860	8.6%	10.7%	11.4%	11.6%
% of FP17s for the same patient ID Re-attending within 3 months - Adults	260	2,403	10.8%	14.5%	15.0%	15.5%
% of FP17s for the same patient ID Re-attending between 3 & 9 months - Children	463	860	53.8%	58.0%	59.9%	58.8%
% of FP17s for the same patient ID Re-attending between 3 & 9 months - Adults	1,269	2,403	52.8%	48.8%	52.0%	51.1%
% of FP17s for Band 1 Urgent Courses	215	2,962	7.3%	8.7%	8.0%	9.0%
% of FP17s Relating to Free Repair or Replacements	54	2,962	1.8%	0.7%	0.8%	0.8%
% of FP17s Relating to Continuations	32	2,962	1.1%	0.8%	0.9%	0.9%
% of Patients satisfied with the dentistry they have received	6	6	N/A	94.2%	93.5%	93.3%
% of Patients satisfied with the time they had to wait for an appointment	5	6	N/A	87.2%	89.1%	88.9%

\* This is based on patients treated on this contract for their most recent course of treatment. Figures in italics indicate the base number of FP17s or Patient Questionnaire responses are less than 100. N/A is shown where the base number of responses is less than 10 during the period. % is calculated as Quantity/Base number\*100

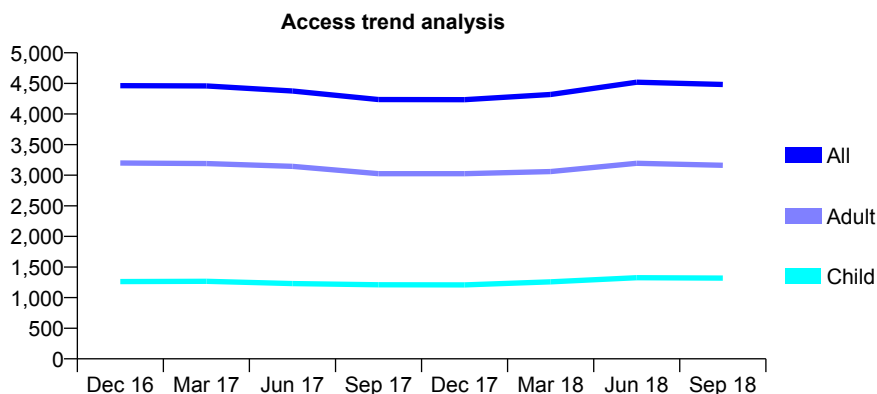
## Q58 - Vital Signs At a Glance Contract Report for 341975/0001 - September 2018

Name or company name	MRS R ARUN
Contract type name	GDS Contract
Purpose of contract	General
Contract start date	01/04/2006
Contract end date	

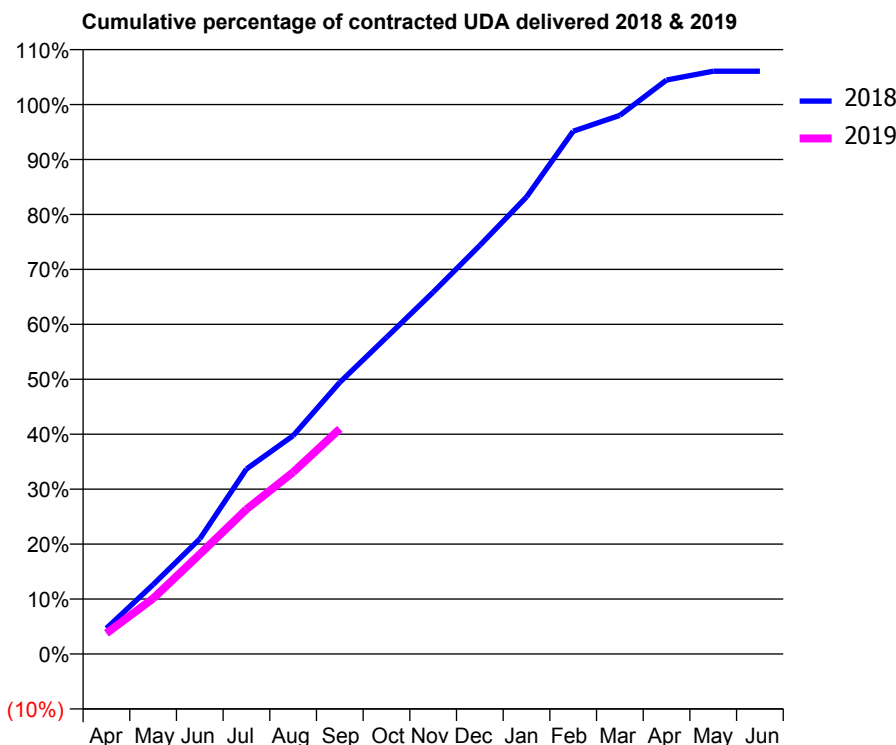
18/19 Contracted general activity (UDA)	9,748
Carry forward general activity (UDA)	0
18/19 Contracted orthodontic activity (UOA)	0
Carry forward orthodontic activity (UOA)	0
Baseline contract value	£209,384.01

### ACCESS\*

Patients seen in 24 months	Total	Change since previous quarter
Quarter ending September 2017	4,236	
Quarter ending December 2017	4,234	→
Quarter ending March 2018	4,319	↑
Quarter ending June 2018	4,519	↑
Quarter ending September 2018	4,482	→
<b>Variance since September 2017</b>	<b>5.8%</b>	<b>↑</b>



### ACTIVITY



Month	Adjusted Scheduled Activity (UDA)	
	2018	2019
April	455	369
May	1,230	986
June	2,042	1,771
July	3,281	2,569
August	3,873	3,225
September	4,820	3,993
October	5,617	
November	6,420	
December	7,250	
January	8,107	
February	9,275	
March	9,556	
April	10,183	
May	10,339	
June	10,339	

### QUALITY

	Quantity	Base Number	Contract	AT	Region	England
% of FP17s for the same patient ID Re-attending within 3 months - Children	12	658	1.8%	10.7%	11.4%	11.6%
% of FP17s for the same patient ID Re-attending within 3 months - Adults	115	1,611	7.1%	14.5%	15.0%	15.5%
% of FP17s for the same patient ID Re-attending between 3 & 9 months - Children	219	658	33.3%	58.0%	59.9%	58.8%
% of FP17s for the same patient ID Re-attending between 3 & 9 months - Adults	418	1,611	25.9%	48.8%	52.0%	51.1%
% of FP17s for Band 1 Urgent Courses	102	1,956	5.2%	8.7%	8.0%	9.0%
% of FP17s Relating to Free Repair or Replacements	4	1,956	0.2%	0.7%	0.8%	0.8%
% of FP17s Relating to Continuations	4	1,956	0.2%	0.8%	0.9%	0.9%
% of Patients satisfied with the dentistry they have received	2	2	N/A	94.2%	93.5%	93.3%
% of Patients satisfied with the time they had to wait for an appointment	1	2	N/A	87.2%	89.1%	88.9%

\* This is based on patients treated on this contract for their most recent course of treatment. Figures in italics indicate the base number of FP17s or Patient Questionnaire responses are less than 100. N/A is shown where the base number of responses is less than 10 during the period. % is calculated as Quantity/Base number\*100

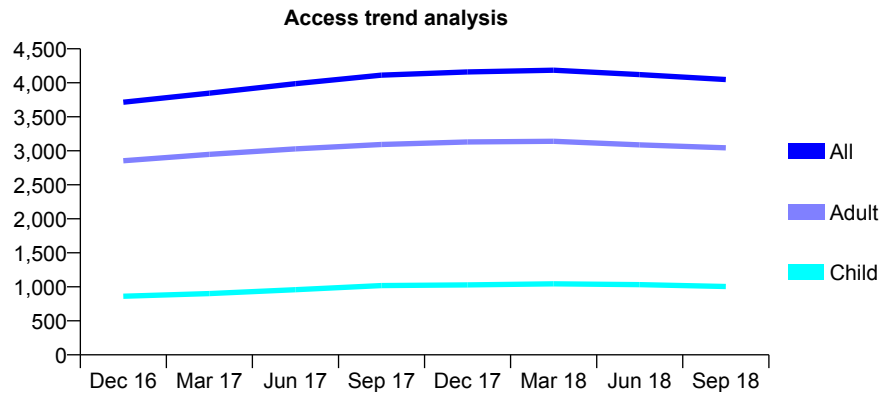
## Q58 - Vital Signs At a Glance Contract Report for 342432/0001 - September 2018

Name or company name	MS RK GILL
Contract type name	GDS Contract
Purpose of contract	General
Contract start date	01/04/2006
Contract end date	

18/19 Contracted general activity (UDA)	9,141
Carry forward general activity (UDA)	0
18/19 Contracted orthodontic activity (UOA)	0
Carry forward orthodontic activity (UOA)	0
Baseline contract value	£181,283.31

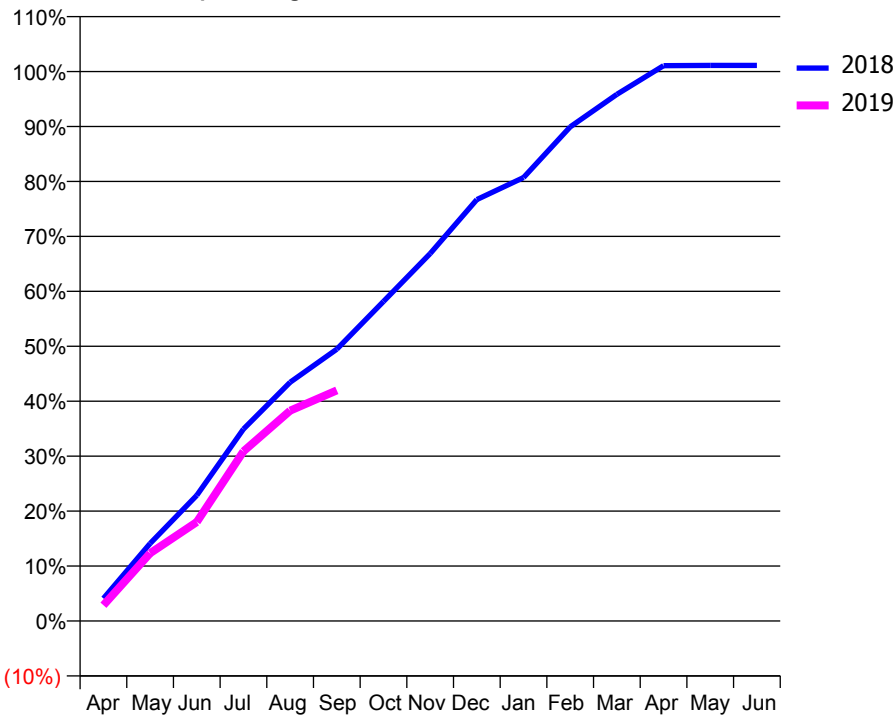
### ACCESS\*

Patients seen in 24 months	Total	Change since previous quarter
Quarter ending September 2017	4,112	
Quarter ending December 2017	4,160	→
Quarter ending March 2018	4,185	→
Quarter ending June 2018	4,121	↓
Quarter ending September 2018	4,049	↓
<b>Variance since September 2017</b>	<b>(1.5%)</b>	<b>↓</b>



### ACTIVITY

Cumulative percentage of contracted UDA delivered 2018 & 2019



Month	Adjusted Scheduled Activity (UDA)	
	2018	2019
April	376	262
May	1,289	1,127
June	2,090	1,648
July	3,193	2,823
August	3,971	3,500
September	4,522	3,836
October	5,316	
November	6,113	
December	7,011	
January	7,377	
February	8,220	
March	8,762	
April	9,238	
May	9,242	
June	9,242	

### QUALITY

	Quantity	Base Number	Contract	AT	Region	England
% of FP17s for the same patient ID Re-attending within 3 months - Children	17	596	2.9%	10.7%	11.4%	11.6%
% of FP17s for the same patient ID Re-attending within 3 months - Adults	149	1,646	9.1%	14.5%	15.0%	15.5%
% of FP17s for the same patient ID Re-attending between 3 & 9 months - Children	299	596	50.2%	58.0%	59.9%	58.8%
% of FP17s for the same patient ID Re-attending between 3 & 9 months - Adults	743	1,646	45.1%	48.8%	52.0%	51.1%
% of FP17s for Band 1 Urgent Courses	111	1,986	5.6%	8.7%	8.0%	9.0%
% of FP17s Relating to Free Repair or Replacements	16	1,986	0.8%	0.7%	0.8%	0.8%
% of FP17s Relating to Continuations	11	1,986	0.6%	0.8%	0.9%	0.9%
% of Patients satisfied with the dentistry they have received	2	2	N/A	94.2%	93.5%	93.3%
% of Patients satisfied with the time they had to wait for an appointment	2	2	N/A	87.2%	89.1%	88.9%

\* This is based on patients treated on this contract for their most recent course of treatment. Figures in italics indicate the base number of FP17s or Patient Questionnaire responses are less than 100. N/A is shown where the base number of responses is less than 10 during the period. % is calculated as Quantity/Base number\*100

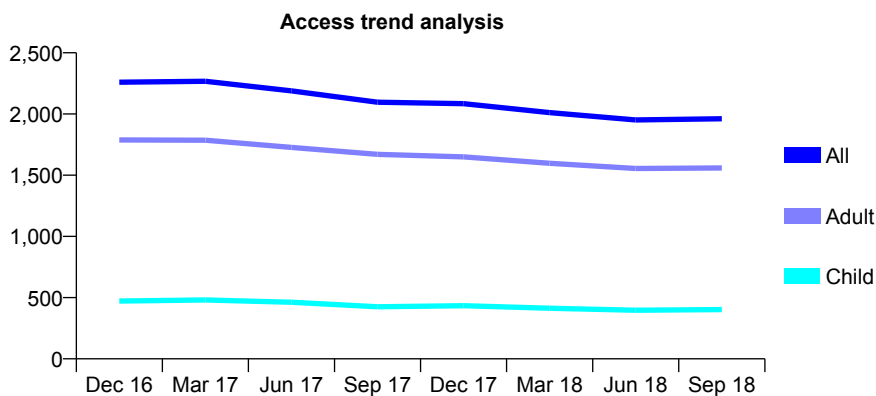
## Q58 - Vital Signs At a Glance Contract Report for 343633/0001 - September 2018

Name or company name	MISS S AMPAH
Contract type name	GDS Contract
Purpose of contract	General
Contract start date	01/04/2006
Contract end date	

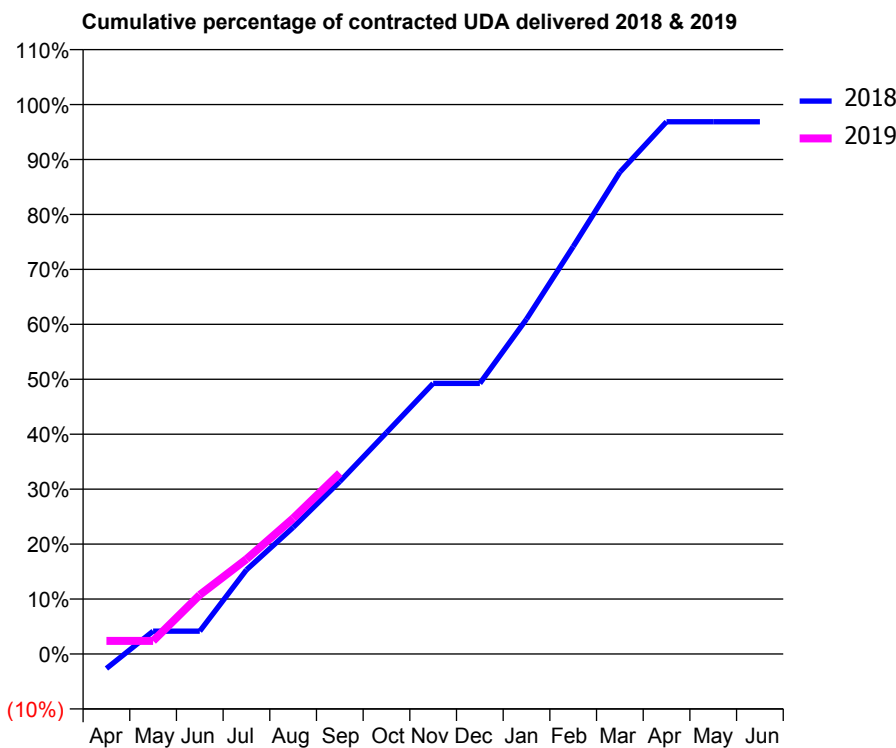
18/19 Contracted general activity (UDA)	6,500
Carry forward general activity (UDA)	0
18/19 Contracted orthodontic activity (UOA)	0
Carry forward orthodontic activity (UOA)	0
Baseline contract value	£181,797.65

### ACCESS\*

Patients seen in 24 months	Total	Change since previous quarter
Quarter ending September 2017	2,096	
Quarter ending December 2017	2,084	→
Quarter ending March 2018	2,011	↓
Quarter ending June 2018	1,952	↓
Quarter ending September 2018	1,961	→
<b>Variance since September 2017</b>	<b>(6.4%)</b>	<b>↓</b>



### ACTIVITY



Month	Adjusted Scheduled Activity (UDA)	
	2018	2019
April	-173	156
May	271	156
June	271	699
July	996	1,123
August	1,497	1,604
September	2,041	2,140
October	2,619	
November	3,201	
December	3,201	
January	3,961	
February	4,820	
March	5,700	
April	6,297	
May	6,297	
June	6,297	

### QUALITY

	Quantity	Base Number	Contract	AT	Region	England
% of FP17s for the same patient ID Re-attending within 3 months - Children	9	198	4.5%	10.7%	11.4%	11.6%
% of FP17s for the same patient ID Re-attending within 3 months - Adults	76	742	10.2%	14.5%	15.0%	15.5%
% of FP17s for the same patient ID Re-attending between 3 & 9 months - Children	75	198	37.9%	58.0%	59.9%	58.8%
% of FP17s for the same patient ID Re-attending between 3 & 9 months - Adults	363	742	48.9%	48.8%	52.0%	51.1%
% of FP17s for Band 1 Urgent Courses	36	833	4.3%	8.7%	8.0%	9.0%
% of FP17s Relating to Free Repair or Replacements	0	833	0.0%	0.7%	0.8%	0.8%
% of FP17s Relating to Continuations	15	833	1.8%	0.8%	0.9%	0.9%
% of Patients satisfied with the dentistry they have received	2	2	N/A	94.2%	93.5%	93.3%
% of Patients satisfied with the time they had to wait for an appointment	2	2	N/A	87.2%	89.1%	88.9%

\* This is based on patients treated on this contract for their most recent course of treatment. Figures in italics indicate the base number of FP17s or Patient Questionnaire responses are less than 100. N/A is shown where the base number of responses is less than 10 during the period. % is calculated as Quantity/Base number\*100

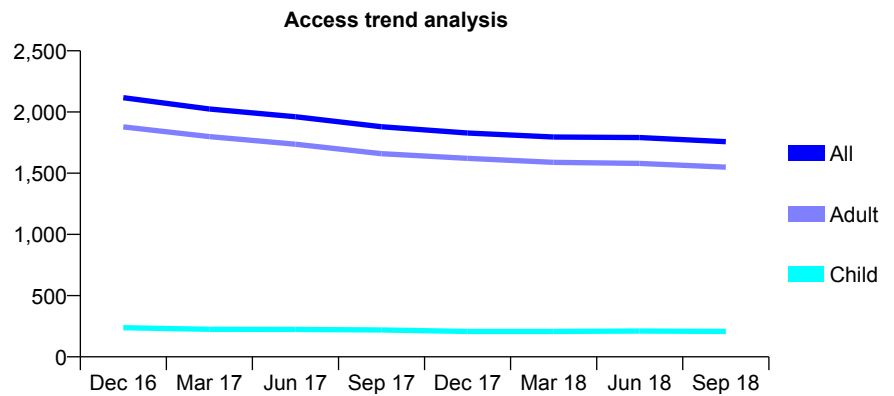
## Q58 - Vital Signs At a Glance Contract Report for 343633/0003 - September 2018

Name or company name	MISS S AMPAH
Contract type name	GDS Contract
Purpose of contract	General
Contract start date	21/02/2014
Contract end date	

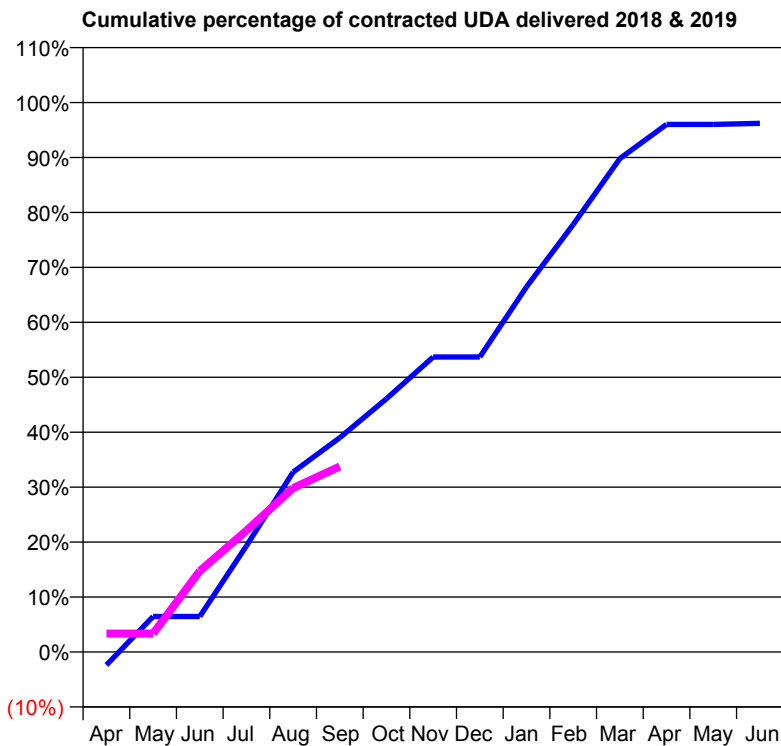
18/19 Contracted general activity (UDA)	6,505
Carry forward general activity (UDA)	0
18/19 Contracted orthodontic activity (UOA)	0
Carry forward orthodontic activity (UOA)	0
Baseline contract value	£158,629.88

### ACCESS\*

Patients seen in 24 months	Total	Change since previous quarter
Quarter ending September 2017	1,880	
Quarter ending December 2017	1,828	↓
Quarter ending March 2018	1,796	↓
Quarter ending June 2018	1,791	→
Quarter ending September 2018	1,758	↓
<b>Variance since September 2017</b>	<b>(6.5%)</b>	<b>↓</b>



### ACTIVITY



Adjusted Scheduled Activity (UDA)		
Month	2018	2019
April	-155	219
May	421	219
June	421	960
July	1,258	1,438
August	2,131	1,942
September	2,537	2,196
October	2,999	
November	3,492	
December	3,492	
January	4,323	
February	5,060	
March	5,841	
April	6,246	
May	6,246	
June	6,258	

### QUALITY

	Quantity	Base Number	Contract	AT	Region	England
% of FP17s for the same patient ID Re-attending within 3 months - Children	9	106	8.5%	10.7%	11.4%	11.6%
% of FP17s for the same patient ID Re-attending within 3 months - Adults	168	929	18.1%	14.5%	15.0%	15.5%
% of FP17s for the same patient ID Re-attending between 3 & 9 months - Children	12	106	11.3%	58.0%	59.9%	58.8%
% of FP17s for the same patient ID Re-attending between 3 & 9 months - Adults	381	929	41.0%	48.8%	52.0%	51.1%
% of FP17s for Band 1 Urgent Courses	85	926	9.2%	8.7%	8.0%	9.0%
% of FP17s Relating to Free Repair or Replacements	0	926	0.0%	0.7%	0.8%	0.8%
% of FP17s Relating to Continuations	35	926	3.8%	0.8%	0.9%	0.9%
% of Patients satisfied with the dentistry they have received	2	2	N/A	94.2%	93.5%	93.3%
% of Patients satisfied with the time they had to wait for an appointment	2	2	N/A	87.2%	89.1%	88.9%

\* This is based on patients treated on this contract for their most recent course of treatment. Figures in italics indicate the base number of FP17s or Patient Questionnaire responses are less than 100. N/A is shown where the base number of responses is less than 10 during the period. % is calculated as Quantity/Base number\*100

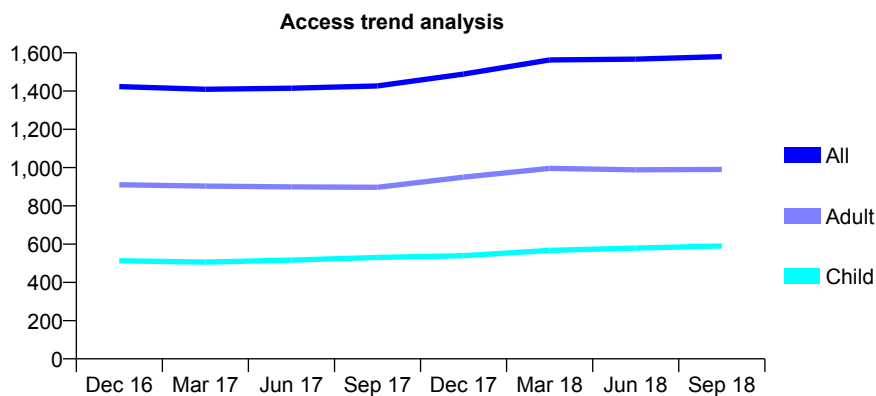
## Q58 - Vital Signs At a Glance Contract Report for 344508/0001 - September 2018

Name or company name	MR SM AARON
Contract type name	GDS Contract
Purpose of contract	General
Contract start date	31/07/2006
Contract end date	

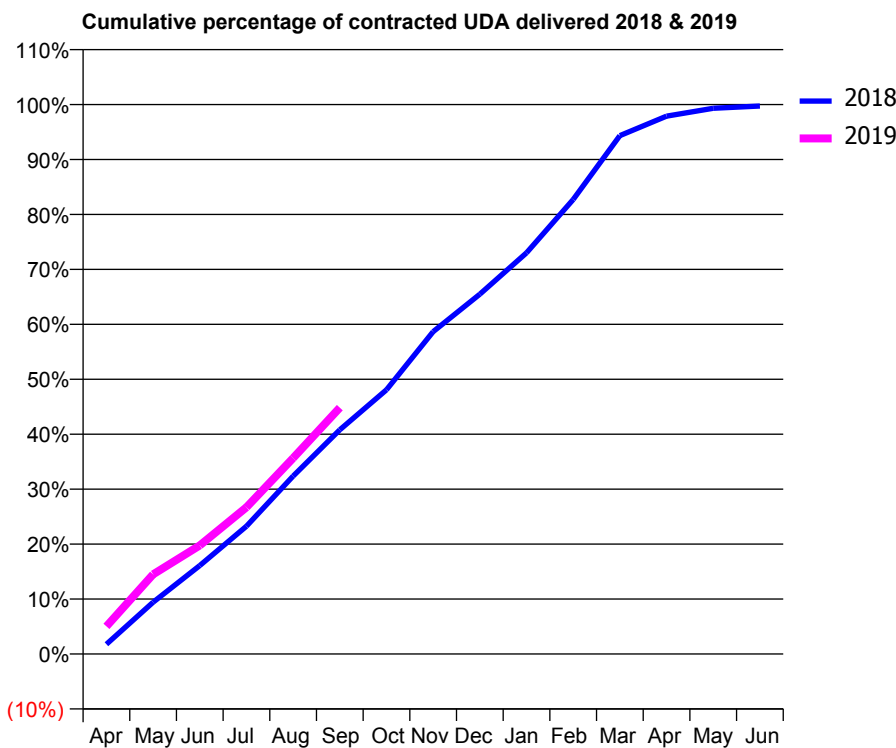
18/19 Contracted general activity (UDA)	3,901
Carry forward general activity (UDA)	0
18/19 Contracted orthodontic activity (UOA)	0
Carry forward orthodontic activity (UOA)	0
Baseline contract value	£102,980.10

### ACCESS\*

Patients seen in 24 months	Total	Change since previous quarter
Quarter ending September 2017	1,427	
Quarter ending December 2017	1,489	↑
Quarter ending March 2018	1,563	↑
Quarter ending June 2018	1,567	→
Quarter ending September 2018	1,580	→
<b>Variance since September 2017</b>	<b>10.7%</b>	<b>↑</b>



### ACTIVITY



Month	Adjusted Scheduled Activity (UDA)	
	2018	2019
April	69	197
May	368	565
June	628	771
July	908	1,042
August	1,263	1,391
September	1,592	1,749
October	1,876	
November	2,289	
December	2,554	
January	2,848	
February	3,227	
March	3,680	
April	3,818	
May	3,874	
June	3,890	

### QUALITY

	Quantity	Base Number	Contract	AT	Region	England
% of FP17s for the same patient ID Re-attending within 3 months - Children	28	481	5.8%	10.7%	11.4%	11.6%
% of FP17s for the same patient ID Re-attending within 3 months - Adults	80	651	12.3%	14.5%	15.0%	15.5%
% of FP17s for the same patient ID Re-attending between 3 & 9 months - Children	299	481	62.2%	58.0%	59.9%	58.8%
% of FP17s for the same patient ID Re-attending between 3 & 9 months - Adults	347	651	53.3%	48.8%	52.0%	51.1%
% of FP17s for Band 1 Urgent Courses	80	1,026	7.8%	8.7%	8.0%	9.0%
% of FP17s Relating to Free Repair or Replacements	1	1,026	0.1%	0.7%	0.8%	0.8%
% of FP17s Relating to Continuations	0	1,026	0.0%	0.8%	0.9%	0.9%
% of Patients satisfied with the dentistry they have received	0	0	N/A	94.2%	93.5%	93.3%
% of Patients satisfied with the time they had to wait for an appointment	0	0	N/A	87.2%	89.1%	88.9%

\* This is based on patients treated on this contract for their most recent course of treatment. Figures in italics indicate the base number of FP17s or Patient Questionnaire responses are less than 100. N/A is shown where the base number of responses is less than 10 during the period. % is calculated as Quantity/Base number\*100



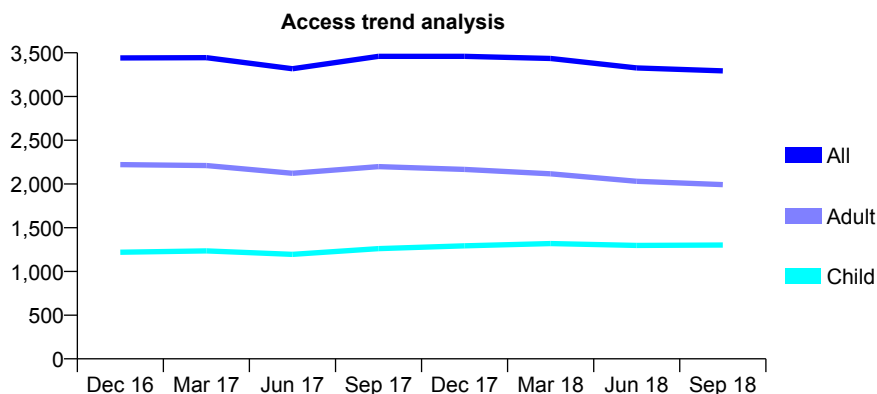
## Q58 - Vital Signs At a Glance Contract Report for 345253/0001 - September 2018

Name or company name	MR O OLUSANYA
Contract type name	GDS Contract
Purpose of contract	General
Contract start date	01/04/2006
Contract end date	

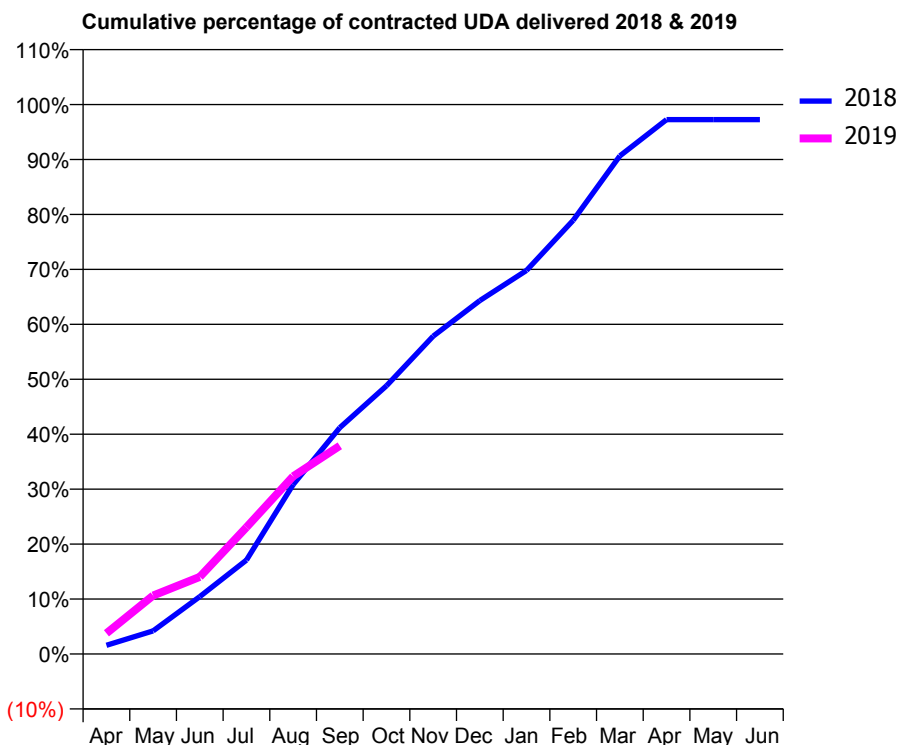
18/19 Contracted general activity (UDA)	9,083
Carry forward general activity (UDA)	0
18/19 Contracted orthodontic activity (UOA)	0
Carry forward orthodontic activity (UOA)	0
Baseline contract value	£269,708.72

### ACCESS\*

Patients seen in 24 months	Total	Change since previous quarter
Quarter ending September 2017	3,460	
Quarter ending December 2017	3,460	→
Quarter ending March 2018	3,435	→
Quarter ending June 2018	3,327	↓
Quarter ending September 2018	3,294	→
<b>Variance since September 2017</b>	<b>(4.8%)</b>	<b>↓</b>



### ACTIVITY



Month	Adjusted Scheduled Activity (UDA)	
	2018	2019
April	145	343
May	383	967
June	948	1,274
July	1,554	2,096
August	2,801	2,936
September	3,741	3,441
October	4,433	
November	5,254	
December	5,842	
January	6,340	
February	7,169	
March	8,234	
April	8,832	
May	8,832	
June	8,832	

### QUALITY

	Quantity	Base Number	Contract	AT	Region	England
% of FP17s for the same patient ID Re-attending within 3 months - Children	43	677	6.4%	10.7%	11.4%	11.6%
% of FP17s for the same patient ID Re-attending within 3 months - Adults	96	887	10.8%	14.5%	15.0%	15.5%
% of FP17s for the same patient ID Re-attending between 3 & 9 months - Children	305	677	45.1%	58.0%	59.9%	58.8%
% of FP17s for the same patient ID Re-attending between 3 & 9 months - Adults	293	887	33.0%	48.8%	52.0%	51.1%
% of FP17s for Band 1 Urgent Courses	91	1,406	6.5%	8.7%	8.0%	9.0%
% of FP17s Relating to Free Repair or Replacements	14	1,406	1.0%	0.7%	0.8%	0.8%
% of FP17s Relating to Continuations	32	1,406	2.3%	0.8%	0.9%	0.9%
% of Patients satisfied with the dentistry they have received	1	1	N/A	94.2%	93.5%	93.3%
% of Patients satisfied with the time they had to wait for an appointment	1	1	N/A	87.2%	89.1%	88.9%

\* This is based on patients treated on this contract for their most recent course of treatment. Figures in italics indicate the base number of FP17s or Patient Questionnaire responses are less than 100. N/A is shown where the base number of responses is less than 10 during the period. % is calculated as Quantity/Base number\*100

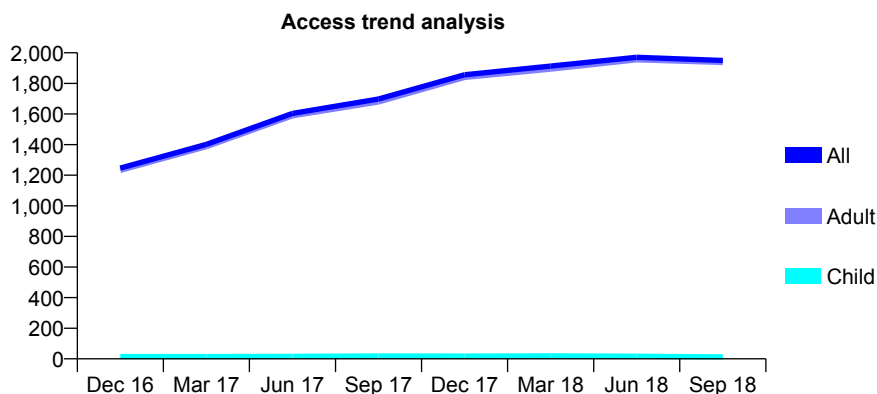
## Q58 - Vital Signs At a Glance Contract Report for 345253/0002 - September 2018

Name or company name	MR O OLUSANYA
Contract type name	PDS Contract
Purpose of contract	General
Contract start date	01/04/2010
Contract end date	31/03/2020

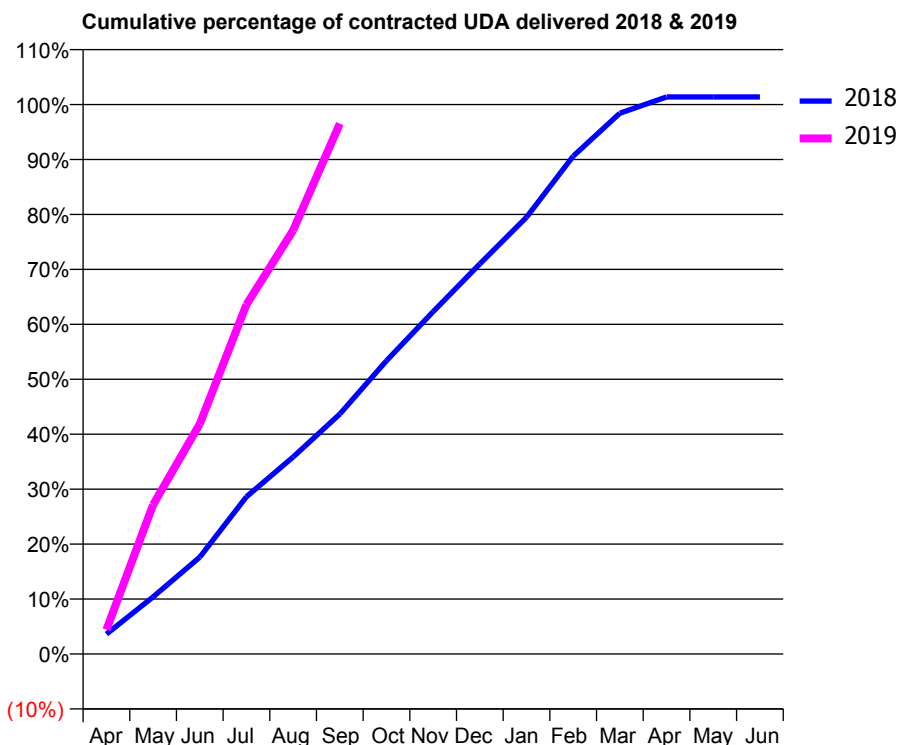
18/19 Contracted general activity (UDA)	2,307
Carry forward general activity (UDA)	0
18/19 Contracted orthodontic activity (UOA)	0
Carry forward orthodontic activity (UOA)	0
Baseline contract value	£153,801.02

### ACCESS\*

Patients seen in 24 months	Total	Change since previous quarter
Quarter ending September 2017	1,698	
Quarter ending December 2017	1,857	↑
Quarter ending March 2018	1,913	↑
Quarter ending June 2018	1,971	↑
Quarter ending September 2018	1,950	↓
<b>Variance since September 2017</b>	<b>14.8%</b>	<b>↑</b>



### ACTIVITY



Month	Adjusted Scheduled Activity (UDA)	
	2018	2019
April	178	102
May	510	627
June	865	966
July	1,404	1,467
August	1,758	1,779
September	2,142	2,227
October	2,618	
November	3,055	
December	3,482	
January	3,898	
February	4,443	
March	4,826	
April	4,971	
May	4,971	
June	4,971	

### QUALITY

	Quantity	Base Number	Contract	AT	Region	England
% of FP17s for the same patient ID Re-attending within 3 months - Children	0	8	0.0%	10.7%	11.4%	11.6%
% of FP17s for the same patient ID Re-attending within 3 months - Adults	9	816	1.1%	14.5%	15.0%	15.5%
% of FP17s for the same patient ID Re-attending between 3 & 9 months - Children	0	8	0.0%	58.0%	59.9%	58.8%
% of FP17s for the same patient ID Re-attending between 3 & 9 months - Adults	1	816	0.1%	48.8%	52.0%	51.1%
% of FP17s for Band 1 Urgent Courses	0	773	0.0%	8.7%	8.0%	9.0%
% of FP17s Relating to Free Repair or Replacements	0	773	0.0%	0.7%	0.8%	0.8%
% of FP17s Relating to Continuations	0	773	0.0%	0.8%	0.9%	0.9%
% of Patients satisfied with the dentistry they have received	1	1	N/A	94.2%	93.5%	93.3%
% of Patients satisfied with the time they had to wait for an appointment	1	1	N/A	87.2%	89.1%	88.9%

\* This is based on patients treated on this contract for their most recent course of treatment. Figures in italics indicate the base number of FP17s or Patient Questionnaire responses are less than 100. N/A is shown where the base number of responses is less than 10 during the period. % is calculated as Quantity/Base number\*100

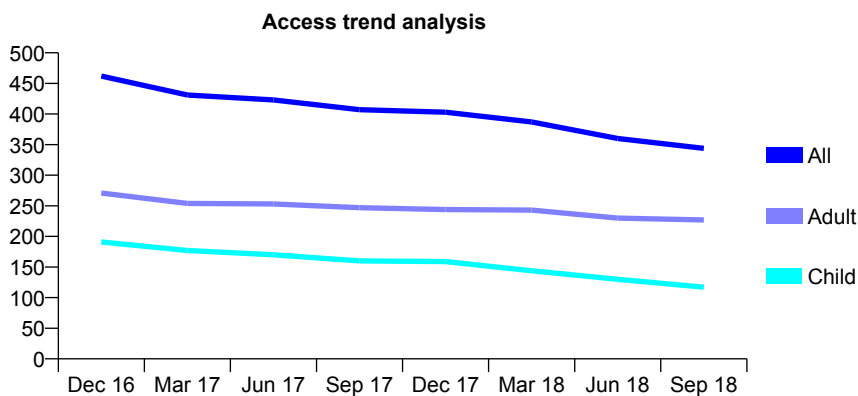
## Q58 - Vital Signs At a Glance Contract Report for 352675/0001 - September 2018

Name or company name	MR AJ AMERY
Contract type name	GDS Contract
Purpose of contract	General
Contract start date	01/04/2006
Contract end date	

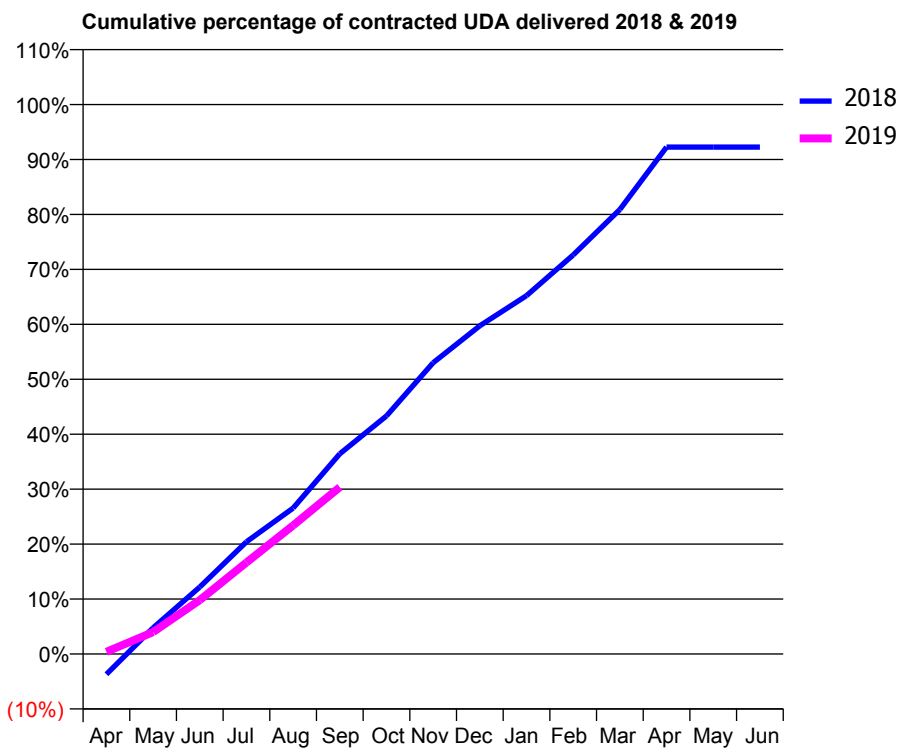
18/19 Contracted general activity (UDA)	1,000
Carry forward general activity (UDA)	0
18/19 Contracted orthodontic activity (UOA)	0
Carry forward orthodontic activity (UOA)	0
Baseline contract value	£24,528.05

### ACCESS\*

Patients seen in 24 months	Total	Change since previous quarter
Quarter ending September 2017	407	
Quarter ending December 2017	403	→
Quarter ending March 2018	387	↓
Quarter ending June 2018	360	↓
Quarter ending September 2018	344	↓
<b>Variance since September 2017</b>	<b>(15.5%)</b>	<b>↓</b>



### ACTIVITY



Adjusted Scheduled Activity (UDA)		
Month	2018	2019
April	-37	4
May	48	40
June	122	98
July	204	167
August	266	234
September	364	304
October	433	
November	530	
December	597	
January	652	
February	726	
March	809	
April	923	
May	923	
June	923	

### QUALITY

	Quantity	Base Number	Contract	AT	Region	England
% of FP17s for the same patient ID Re-attending within 3 months - Children	0	44	0.0%	10.7%	11.4%	11.6%
% of FP17s for the same patient ID Re-attending within 3 months - Adults	20	114	17.5%	14.5%	15.0%	15.5%
% of FP17s for the same patient ID Re-attending between 3 & 9 months - Children	11	44	25.0%	58.0%	59.9%	58.8%
% of FP17s for the same patient ID Re-attending between 3 & 9 months - Adults	19	114	16.7%	48.8%	52.0%	51.1%
% of FP17s for Band 1 Urgent Courses	8	116	6.9%	8.7%	8.0%	9.0%
% of FP17s Relating to Free Repair or Replacements	0	116	0.0%	0.7%	0.8%	0.8%
% of FP17s Relating to Continuations	0	116	0.0%	0.8%	0.9%	0.9%
% of Patients satisfied with the dentistry they have received	0	0	N/A	94.2%	93.5%	93.3%
% of Patients satisfied with the time they had to wait for an appointment	0	0	N/A	87.2%	89.1%	88.9%

\* This is based on patients treated on this contract for their most recent course of treatment. Figures in italics indicate the base number of FP17s or Patient Questionnaire responses are less than 100. N/A is shown where the base number of responses is less than 10 during the period. % is calculated as Quantity/Base number\*100

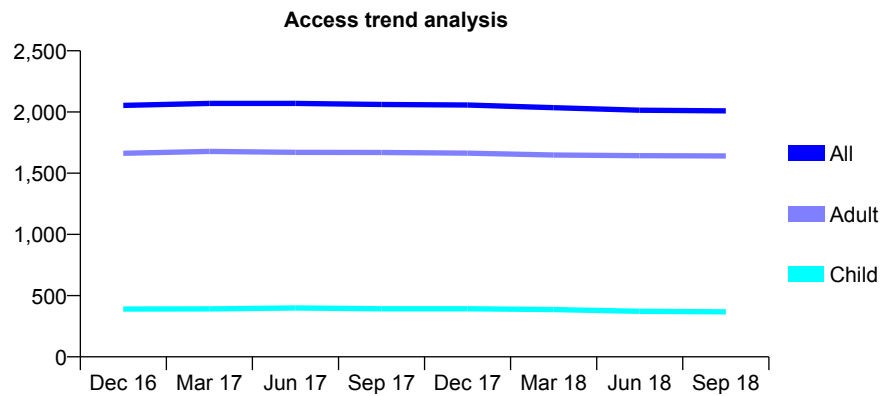
## Q58 - Vital Signs At a Glance Contract Report for 357758/0001 - September 2018

Name or company name	MR OO OSISANYA
Contract type name	GDS Contract
Purpose of contract	General
Contract start date	08/01/2012
Contract end date	

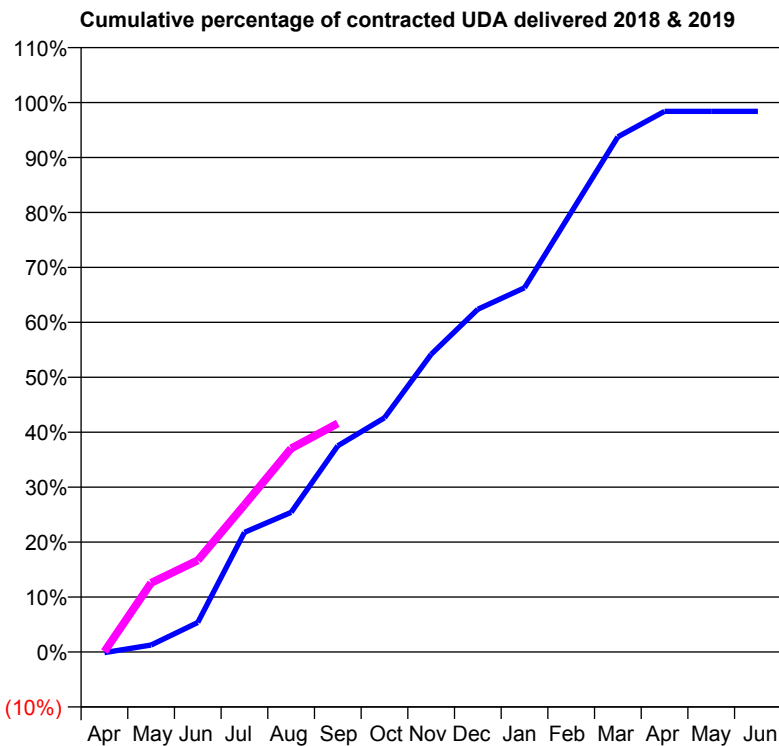
18/19 Contracted general activity (UDA)	5,317
Carry forward general activity (UDA)	0
18/19 Contracted orthodontic activity (UOA)	0
Carry forward orthodontic activity (UOA)	0
Baseline contract value	£165,893.36

### ACCESS\*

Patients seen in 24 months	Total	Change since previous quarter
Quarter ending September 2017	2,062	
Quarter ending December 2017	2,057	→
Quarter ending March 2018	2,035	↓
Quarter ending June 2018	2,015	→
Quarter ending September 2018	2,009	→
<b>Variance since September 2017</b>	<b>(2.6%)</b>	<b>↓</b>



### ACTIVITY



Month	Adjusted Scheduled Activity (UDA)	
	2018	2019
April	-7	4
May	68	669
June	286	887
July	1,157	1,423
August	1,351	1,970
September	1,996	2,212
October	2,266	
November	2,881	
December	3,317	
January	3,524	
February	4,254	
March	4,985	
April	5,232	
May	5,232	
June	5,232	

### QUALITY

	Quantity	Base Number	Contract	AT	Region	England
% of FP17s for the same patient ID Re-attending within 3 months - Children	19	265	7.2%	10.7%	11.4%	11.6%
% of FP17s for the same patient ID Re-attending within 3 months - Adults	126	995	12.7%	14.5%	15.0%	15.5%
% of FP17s for the same patient ID Re-attending between 3 & 9 months - Children	144	265	54.3%	58.0%	59.9%	58.8%
% of FP17s for the same patient ID Re-attending between 3 & 9 months - Adults	438	995	44.0%	48.8%	52.0%	51.1%
% of FP17s for Band 1 Urgent Courses	125	1,142	10.9%	8.7%	8.0%	9.0%
% of FP17s Relating to Free Repair or Replacements	6	1,142	0.5%	0.7%	0.8%	0.8%
% of FP17s Relating to Continuations	4	1,142	0.4%	0.8%	0.9%	0.9%
% of Patients satisfied with the dentistry they have received	1	1	N/A	94.2%	93.5%	93.3%
% of Patients satisfied with the time they had to wait for an appointment	1	1	N/A	87.2%	89.1%	88.9%

\* This is based on patients treated on this contract for their most recent course of treatment. Figures in italics indicate the base number of FP17s or Patient Questionnaire responses are less than 100. N/A is shown where the base number of responses is less than 10 during the period. % is calculated as Quantity/Base number\*100

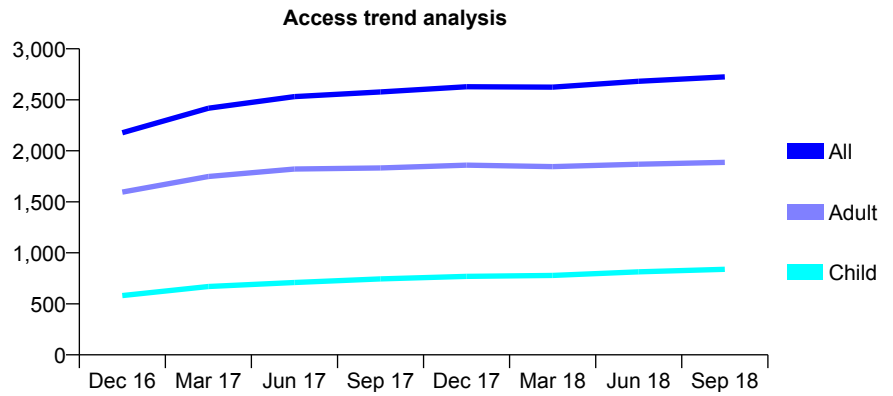
## Q58 - Vital Signs At a Glance Contract Report for 357820/0001 - September 2018

Name or company name	Tigga Smile - Bedford Dental Centre
Contract type name	GDS Contract
Purpose of contract	General
Contract start date	01/03/2015
Contract end date	

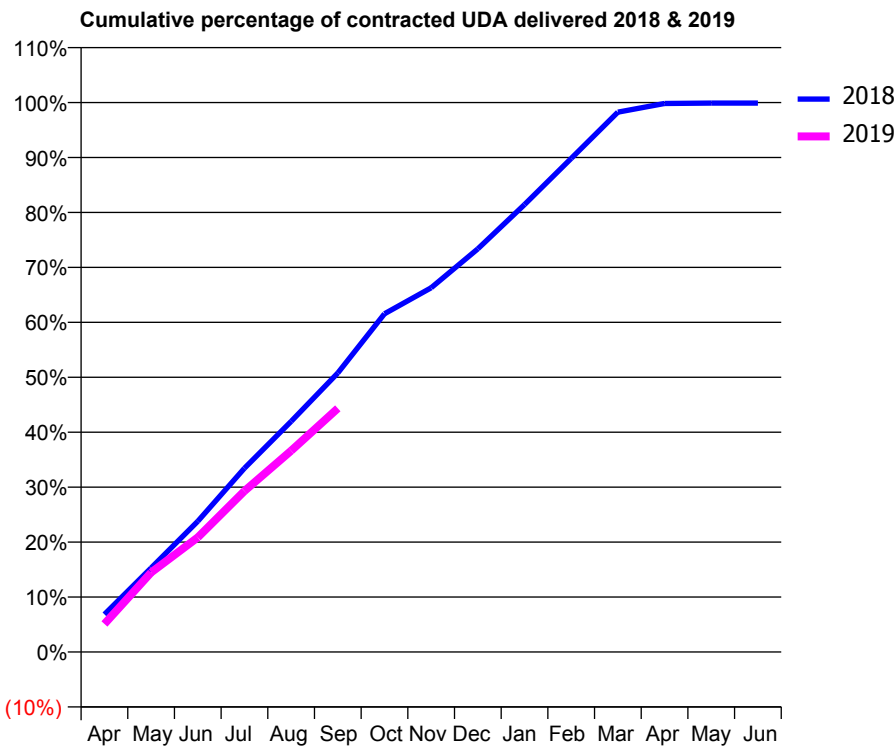
18/19 Contracted general activity (UDA)	7,000
Carry forward general activity (UDA)	0
18/19 Contracted orthodontic activity (UOA)	0
Carry forward orthodontic activity (UOA)	0
Baseline contract value	£197,272.33

### ACCESS\*

Patients seen in 24 months	Total	Change since previous quarter
Quarter ending September 2017	2,577	
Quarter ending December 2017	2,628	→
Quarter ending March 2018	2,624	→
Quarter ending June 2018	2,682	↑
Quarter ending September 2018	2,725	→
<b>Variance since September 2017</b>	<b>5.7%</b>	<b>↑</b>



### ACTIVITY



Month	Adjusted Scheduled Activity (UDA)	
	2018	2019
April	480	357
May	1,071	1,013
June	1,665	1,459
July	2,341	2,052
August	2,938	2,563
September	3,555	3,105
October	4,308	
November	4,639	
December	5,137	
January	5,699	
February	6,288	
March	6,877	
April	6,987	
May	6,992	
June	6,992	

### QUALITY

	Quantity	Base Number	Contract	AT	Region	England
% of FP17s for the same patient ID Re-attending within 3 months - Children	43	503	8.5%	10.7%	11.4%	11.6%
% of FP17s for the same patient ID Re-attending within 3 months - Adults	192	1,053	18.2%	14.5%	15.0%	15.5%
% of FP17s for the same patient ID Re-attending between 3 & 9 months - Children	251	503	49.9%	58.0%	59.9%	58.8%
% of FP17s for the same patient ID Re-attending between 3 & 9 months - Adults	423	1,053	40.2%	48.8%	52.0%	51.1%
% of FP17s for Band 1 Urgent Courses	238	1,493	15.9%	8.7%	8.0%	9.0%
% of FP17s Relating to Free Repair or Replacements	0	1,493	0.0%	0.7%	0.8%	0.8%
% of FP17s Relating to Continuations	6	1,493	0.4%	0.8%	0.9%	0.9%
% of Patients satisfied with the dentistry they have received	2	2	N/A	94.2%	93.5%	93.3%
% of Patients satisfied with the time they had to wait for an appointment	2	2	N/A	87.2%	89.1%	88.9%

\* This is based on patients treated on this contract for their most recent course of treatment. Figures in italics indicate the base number of FP17s or Patient Questionnaire responses are less than 100. N/A is shown where the base number of responses is less than 10 during the period. % is calculated as Quantity/Base number\*100

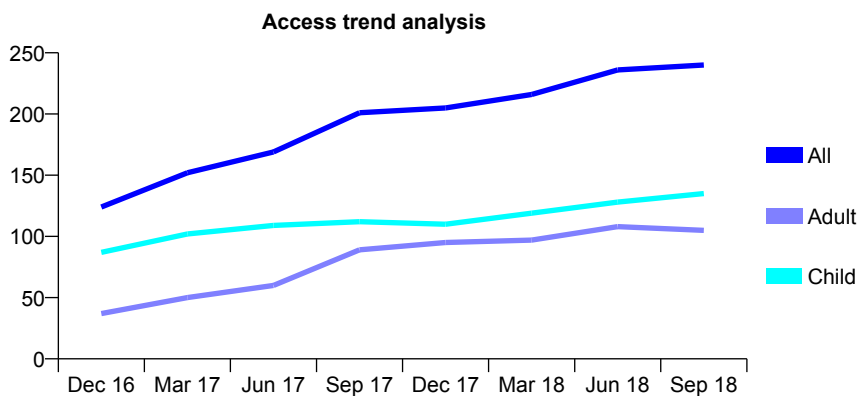
## Q58 - Vital Signs At a Glance Contract Report for 360597/0001 - September 2018

Name or company name	MRS N VASFI
Contract type name	GDS Contract
Purpose of contract	General
Contract start date	01/03/2009
Contract end date	

18/19 Contracted general activity (UDA)	500
Carry forward general activity (UDA)	0
18/19 Contracted orthodontic activity (UOA)	0
Carry forward orthodontic activity (UOA)	0
Baseline contract value	£11,731.22

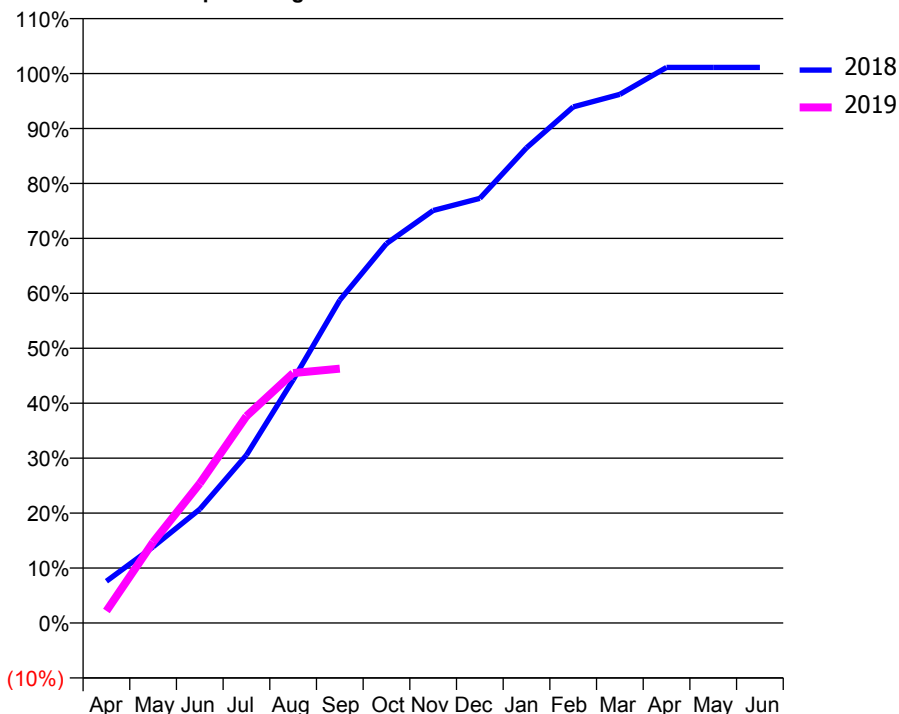
### ACCESS\*

Patients seen in 24 months	Total	Change since previous quarter
Quarter ending September 2017	201	
Quarter ending December 2017	205	→
Quarter ending March 2018	216	↑
Quarter ending June 2018	236	↑
Quarter ending September 2018	240	→
<b>Variance since September 2017</b>	<b>19.4%</b>	<b>↑</b>



### ACTIVITY

Cumulative percentage of contracted UDA delivered 2018 & 2019



Month	Adjusted Scheduled Activity (UDA)	
	2018	2019
April	38	11
May	69	74
June	104	127
July	153	188
August	221	227
September	294	231
October	345	
November	375	
December	386	
January	432	
February	470	
March	481	
April	506	
May	506	
June	506	

### QUALITY

	Quantity	Base Number	Contract	AT	Region	England
% of FP17s for the same patient ID Re-attending within 3 months - Children	8	98	8.2%	10.7%	11.4%	11.6%
% of FP17s for the same patient ID Re-attending within 3 months - Adults	6	47	12.8%	14.5%	15.0%	15.5%
% of FP17s for the same patient ID Re-attending between 3 & 9 months - Children	49	98	50.0%	58.0%	59.9%	58.8%
% of FP17s for the same patient ID Re-attending between 3 & 9 months - Adults	23	47	48.9%	48.8%	52.0%	51.1%
% of FP17s for Band 1 Urgent Courses	7	134	5.2%	8.7%	8.0%	9.0%
% of FP17s Relating to Free Repair or Replacements	0	134	0.0%	0.7%	0.8%	0.8%
% of FP17s Relating to Continuations	0	134	0.0%	0.8%	0.9%	0.9%
% of Patients satisfied with the dentistry they have received	0	0	N/A	94.2%	93.5%	93.3%
% of Patients satisfied with the time they had to wait for an appointment	0	0	N/A	87.2%	89.1%	88.9%

\* This is based on patients treated on this contract for their most recent course of treatment. Figures in italics indicate the base number of FP17s or Patient Questionnaire responses are less than 100. N/A is shown where the base number of responses is less than 10 during the period. % is calculated as Quantity/Base number\*100

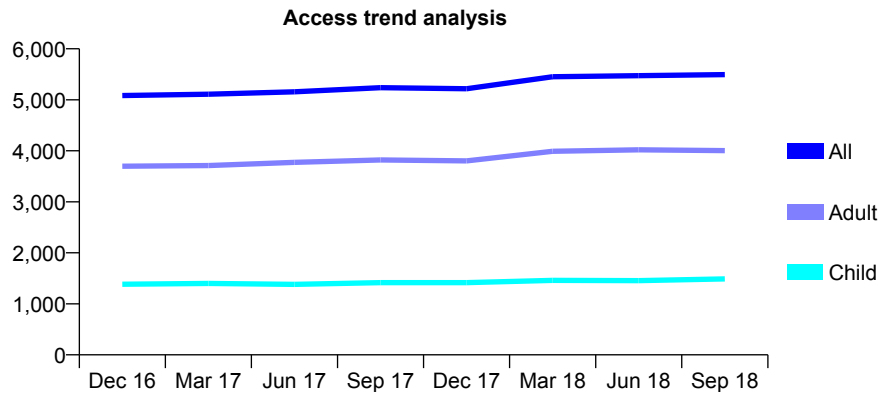
## Q58 - Vital Signs At a Glance Contract Report for 360961/0001 - September 2018

Name or company name	MR V SHAH
Contract type name	GDS Contract
Purpose of contract	General
Contract start date	01/01/2010
Contract end date	

18/19 Contracted general activity (UDA)	12,725
Carry forward general activity (UDA)	0
18/19 Contracted orthodontic activity (UOA)	0
Carry forward orthodontic activity (UOA)	0
Baseline contract value	£462,721.06

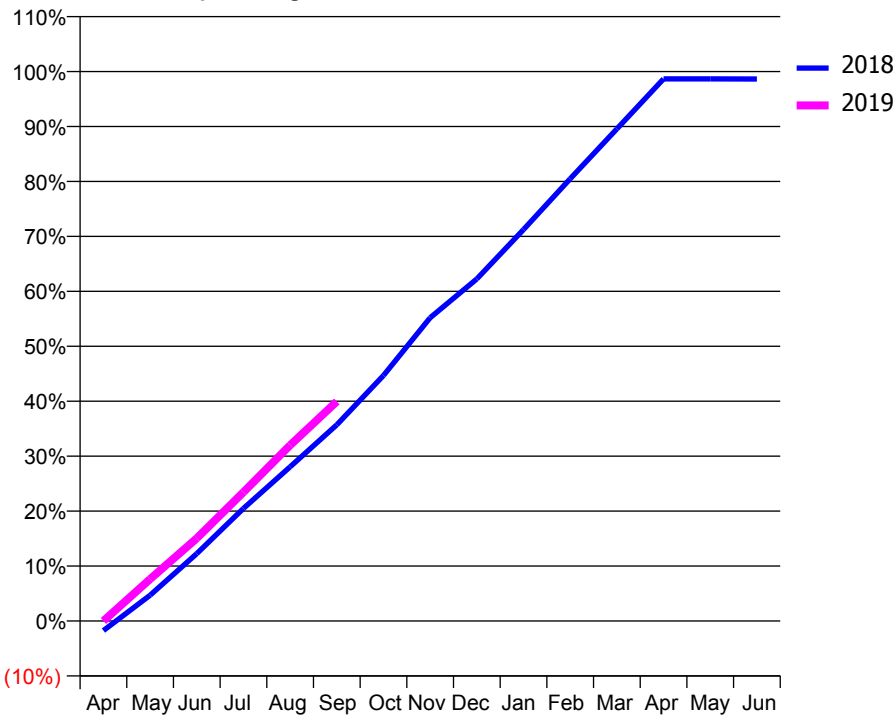
### ACCESS\*

Patients seen in 24 months	Total	Change since previous quarter
Quarter ending September 2017	5,237	
Quarter ending December 2017	5,218	→
Quarter ending March 2018	5,451	↑
Quarter ending June 2018	5,474	→
Quarter ending September 2018	5,493	→
<b>Variance since September 2017</b>	<b>4.9%</b>	<b>↑</b>



### ACTIVITY

Cumulative percentage of contracted UDA delivered 2018 & 2019



Month	Adjusted Scheduled Activity (UDA)	
	2018	2019
April	-223	0
May	598	972
June	1,560	1,915
July	2,607	2,985
August	3,571	4,071
September	4,544	5,085
October	5,685	
November	7,025	
December	7,923	
January	9,064	
February	10,242	
March	11,396	
April	12,553	
May	12,553	
June	12,552	

### QUALITY

	Quantity	Base Number	Contract	AT	Region	England
% of FP17s for the same patient ID Re-attending within 3 months - Children	86	1,153	7.5%	10.7%	11.4%	11.6%
% of FP17s for the same patient ID Re-attending within 3 months - Adults	460	2,875	16.0%	14.5%	15.0%	15.5%
% of FP17s for the same patient ID Re-attending between 3 & 9 months - Children	695	1,153	60.3%	58.0%	59.9%	58.8%
% of FP17s for the same patient ID Re-attending between 3 & 9 months - Adults	1,642	2,875	57.1%	48.8%	52.0%	51.1%
% of FP17s for Band 1 Urgent Courses	196	2,881	6.8%	8.7%	8.0%	9.0%
% of FP17s Relating to Free Repair or Replacements	31	2,881	1.1%	0.7%	0.8%	0.8%
% of FP17s Relating to Continuations	63	2,881	2.2%	0.8%	0.9%	0.9%
% of Patients satisfied with the dentistry they have received	2	2	N/A	94.2%	93.5%	93.3%
% of Patients satisfied with the time they had to wait for an appointment	1	2	N/A	87.2%	89.1%	88.9%

\* This is based on patients treated on this contract for their most recent course of treatment. Figures in italics indicate the base number of FP17s or Patient Questionnaire responses are less than 100. N/A is shown where the base number of responses is less than 10 during the period. % is calculated as Quantity/Base number\*100

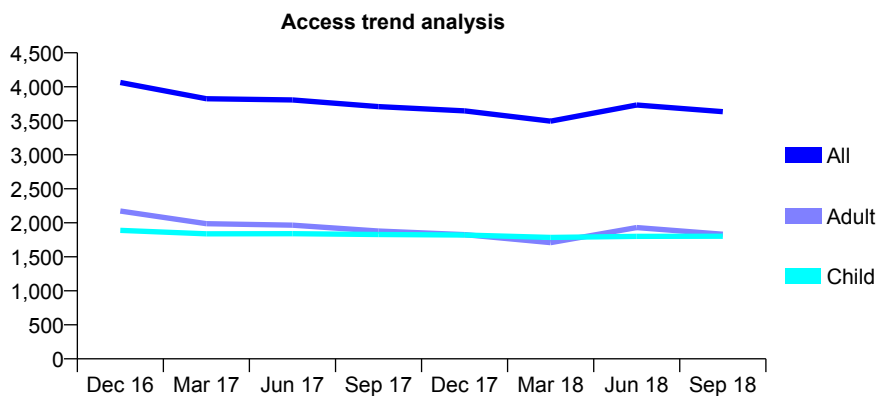
## Q58 - Vital Signs At a Glance Contract Report for 363456/0001 - September 2018

Name or company name	Ballard & Tucker
Contract type name	GDS Contract
Purpose of contract	General
Contract start date	01/04/2006
Contract end date	

18/19 Contracted general activity (UDA)	8,899
Carry forward general activity (UDA)	0
18/19 Contracted orthodontic activity (UOA)	0
Carry forward orthodontic activity (UOA)	0
Baseline contract value	£203,821.33

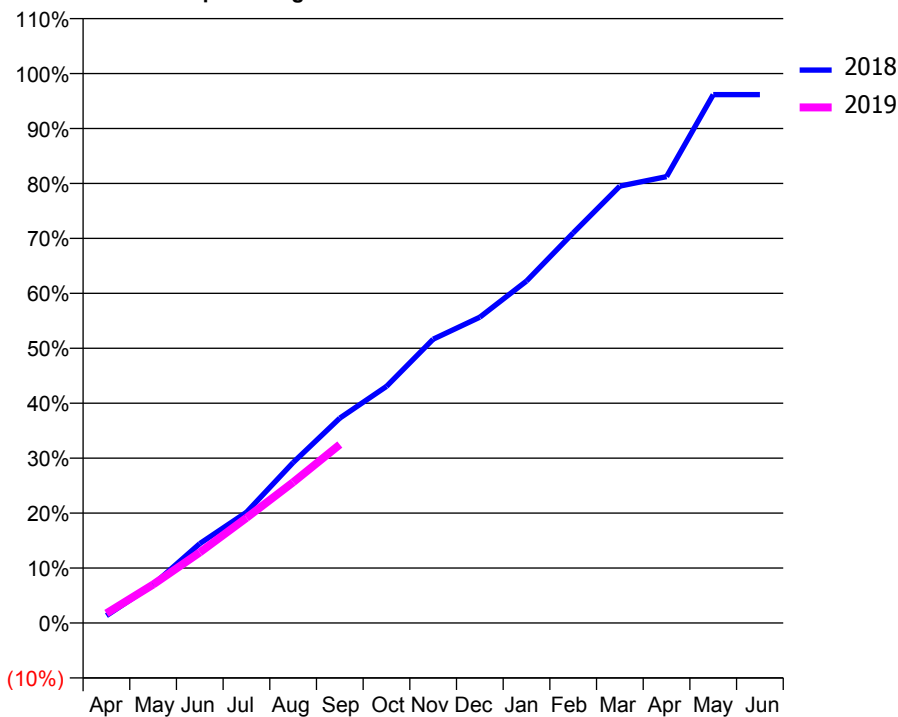
### ACCESS\*

Patients seen in 24 months	Total	Change since previous quarter
Quarter ending September 2017	3,708	
Quarter ending December 2017	3,646	↓
Quarter ending March 2018	3,495	↓
Quarter ending June 2018	3,732	↑
Quarter ending September 2018	3,635	↓
<b>Variance since September 2017</b>	<b>(2.0%)</b>	<b>↓</b>



### ACTIVITY

Cumulative percentage of contracted UDA delivered 2018 & 2019



Adjusted Scheduled Activity (UDA)		
Month	2018	2019
April	121	156
May	622	623
June	1,286	1,143
July	1,794	1,702
August	2,599	2,280
September	3,319	2,890
October	3,832	
November	4,597	
December	4,953	
January	5,539	
February	6,318	
March	7,076	
April	7,228	
May	8,556	
June	8,556	

### QUALITY

	Quantity	Base Number	Contract	AT	Region	England
% of FP17s for the same patient ID Re-attending within 3 months - Children	112	1,455	7.7%	10.7%	11.4%	11.6%
% of FP17s for the same patient ID Re-attending within 3 months - Adults	101	1,124	9.0%	14.5%	15.0%	15.5%
% of FP17s for the same patient ID Re-attending between 3 & 9 months - Children	888	1,455	61.0%	58.0%	59.9%	58.8%
% of FP17s for the same patient ID Re-attending between 3 & 9 months - Adults	417	1,124	37.1%	48.8%	52.0%	51.1%
% of FP17s for Band 1 Urgent Courses	103	1,829	5.6%	8.7%	8.0%	9.0%
% of FP17s Relating to Free Repair or Replacements	1	1,829	0.1%	0.7%	0.8%	0.8%
% of FP17s Relating to Continuations	1	1,829	0.1%	0.8%	0.9%	0.9%
% of Patients satisfied with the dentistry they have received	2	3	N/A	94.2%	93.5%	93.3%
% of Patients satisfied with the time they had to wait for an appointment	3	3	N/A	87.2%	89.1%	88.9%

\* This is based on patients treated on this contract for their most recent course of treatment. Figures in italics indicate the base number of FP17s or Patient Questionnaire responses are less than 100. N/A is shown where the base number of responses is less than 10 during the period. % is calculated as Quantity/Base number\*100



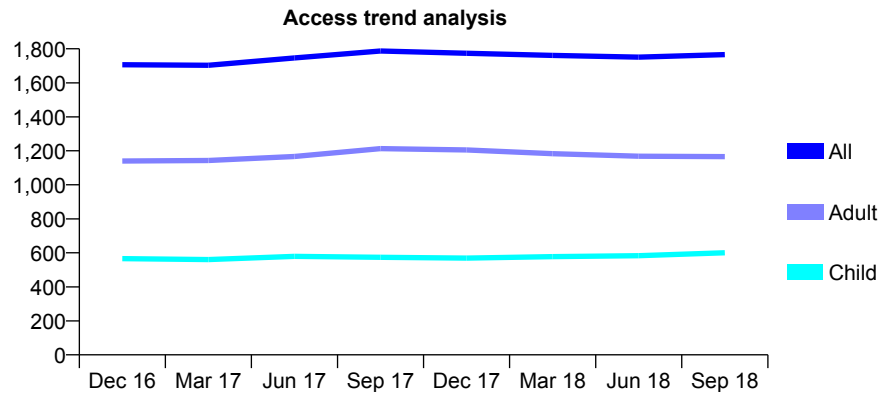
## Q58 - Vital Signs At a Glance Contract Report for 366080/0001 - September 2018

Name or company name	MR R KENANI
Contract type name	GDS Contract
Purpose of contract	General
Contract start date	05/12/2009
Contract end date	

18/19 Contracted general activity (UDA)	5,473
Carry forward general activity (UDA)	-30
18/19 Contracted orthodontic activity (UOA)	0
Carry forward orthodontic activity (UOA)	0
Baseline contract value	£182,608.48

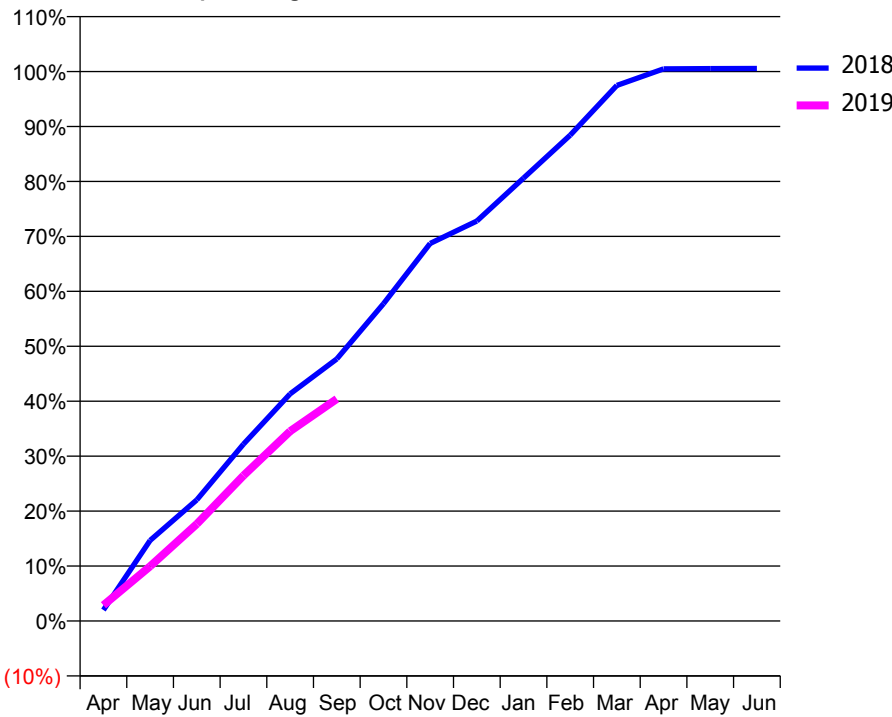
### ACCESS\*

Patients seen in 24 months	Total	Change since previous quarter
Quarter ending September 2017	1,787	
Quarter ending December 2017	1,774	→
Quarter ending March 2018	1,761	→
Quarter ending June 2018	1,751	→
Quarter ending September 2018	1,766	→
<b>Variance since September 2017</b>	<b>(1.2%)</b>	<b>↓</b>



### ACTIVITY

Cumulative percentage of contracted UDA delivered 2018 & 2019



Month	Adjusted Scheduled Activity (UDA)	
	2018	2019
April	109	158
May	803	545
June	1,207	966
July	1,761	1,449
August	2,263	1,890
September	2,610	2,212
October	3,161	
November	3,760	
December	3,984	
January	4,412	
February	4,839	
March	5,334	
April	5,500	
May	5,502	
June	5,504	

### QUALITY

	Quantity	Base Number	Contract	AT	Region	England
% of FP17s for the same patient ID Re-attending within 3 months - Children	59	496	11.9%	10.7%	11.4%	11.6%
% of FP17s for the same patient ID Re-attending within 3 months - Adults	98	703	13.9%	14.5%	15.0%	15.5%
% of FP17s for the same patient ID Re-attending between 3 & 9 months - Children	288	496	58.1%	58.0%	59.9%	58.8%
% of FP17s for the same patient ID Re-attending between 3 & 9 months - Adults	335	703	47.7%	48.8%	52.0%	51.1%
% of FP17s for Band 1 Urgent Courses	114	1,118	10.2%	8.7%	8.0%	9.0%
% of FP17s Relating to Free Repair or Replacements	4	1,118	0.4%	0.7%	0.8%	0.8%
% of FP17s Relating to Continuations	3	1,118	0.3%	0.8%	0.9%	0.9%
% of Patients satisfied with the dentistry they have received	0	0	N/A	94.2%	93.5%	93.3%
% of Patients satisfied with the time they had to wait for an appointment	0	0	N/A	87.2%	89.1%	88.9%

\* This is based on patients treated on this contract for their most recent course of treatment. Figures in italics indicate the base number of FP17s or Patient Questionnaire responses are less than 100. N/A is shown where the base number of responses is less than 10 during the period. % is calculated as Quantity/Base number\*100

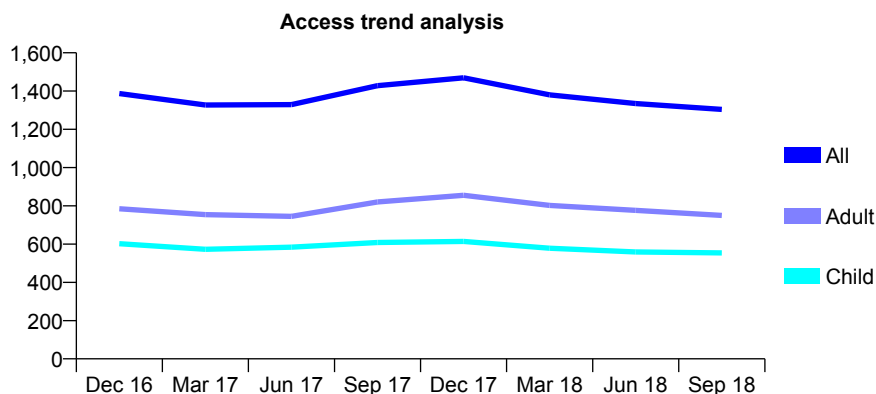
## Q58 - Vital Signs At a Glance Contract Report for 395404/0002 - September 2018

Name or company name	Milton Keynes Dental Clinic
Contract type name	GDS Contract
Purpose of contract	General
Contract start date	01/04/2006
Contract end date	

18/19 Contracted general activity (UDA)	3,000
Carry forward general activity (UDA)	0
18/19 Contracted orthodontic activity (UOA)	0
Carry forward orthodontic activity (UOA)	0
Baseline contract value	£66,640.93

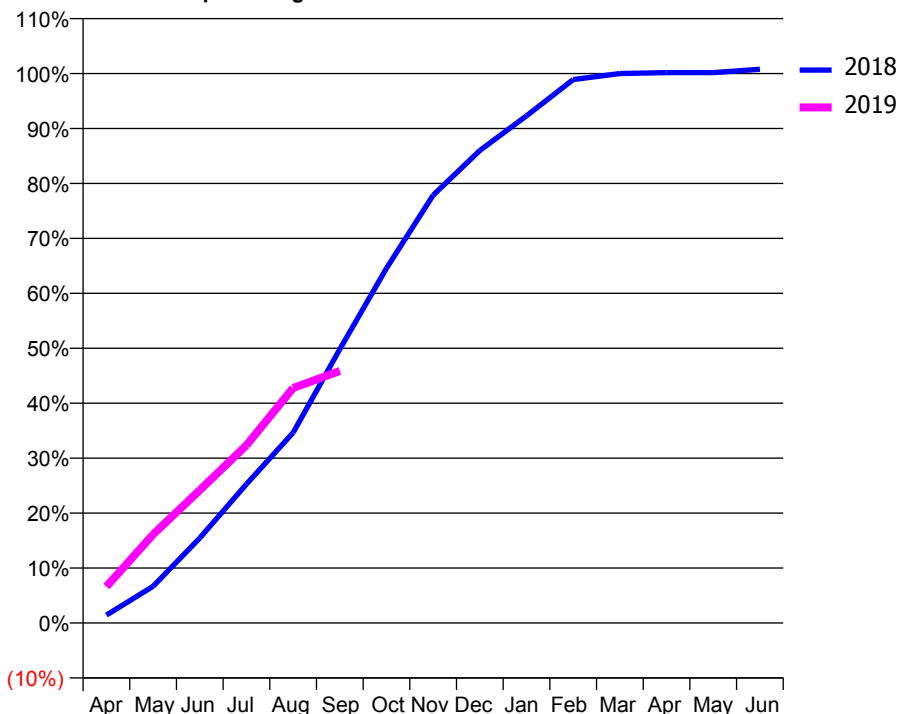
### ACCESS\*

Patients seen in 24 months	Total	Change since previous quarter
Quarter ending September 2017	1,428	
Quarter ending December 2017	1,469	↑
Quarter ending March 2018	1,380	↓
Quarter ending June 2018	1,335	↓
Quarter ending September 2018	1,304	↓
<b>Variance since September 2017</b>	<b>(8.7%)</b>	<b>↓</b>



### ACTIVITY

Cumulative percentage of contracted UDA delivered 2018 & 2019



Adjusted Scheduled Activity (UDA)

Month	2018	2019
April	43	199
May	200	484
June	464	726
July	758	971
August	1,039	1,283
September	1,495	1,376
October	1,937	
November	2,336	
December	2,580	
January	2,769	
February	2,967	
March	2,999	
April	3,005	
May	3,005	
June	3,023	

### QUALITY

	Quantity	Base Number	Contract	AT	Region	England
% of FP17s for the same patient ID Re-attending within 3 months - Children	29	432	6.7%	10.7%	11.4%	11.6%
% of FP17s for the same patient ID Re-attending within 3 months - Adults	63	500	12.6%	14.5%	15.0%	15.5%
% of FP17s for the same patient ID Re-attending between 3 & 9 months - Children	201	432	46.5%	58.0%	59.9%	58.8%
% of FP17s for the same patient ID Re-attending between 3 & 9 months - Adults	248	500	49.6%	48.8%	52.0%	51.1%
% of FP17s for Band 1 Urgent Courses	91	890	10.2%	8.7%	8.0%	9.0%
% of FP17s Relating to Free Repair or Replacements	4	890	0.4%	0.7%	0.8%	0.8%
% of FP17s Relating to Continuations	0	890	0.0%	0.8%	0.9%	0.9%
% of Patients satisfied with the dentistry they have received	0	0	N/A	94.2%	93.5%	93.3%
% of Patients satisfied with the time they had to wait for an appointment	0	0	N/A	87.2%	89.1%	88.9%

\* This is based on patients treated on this contract for their most recent course of treatment. Figures in italics indicate the base number of FP17s or Patient Questionnaire responses are less than 100. N/A is shown where the base number of responses is less than 10 during the period. % is calculated as Quantity/Base number\*100

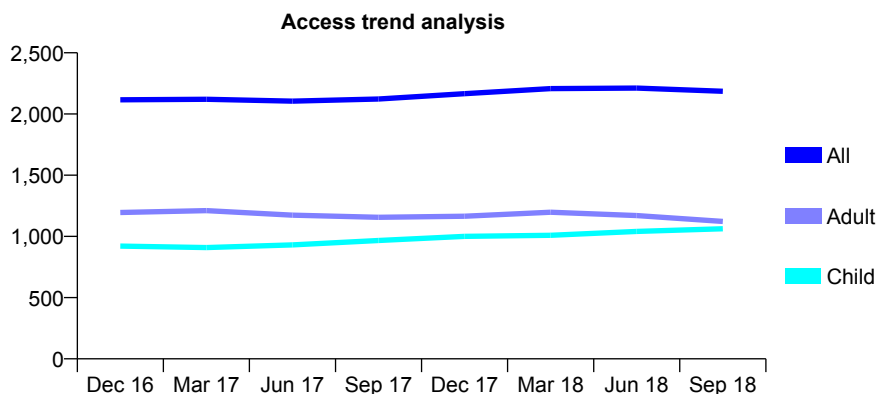
## Q58 - Vital Signs At a Glance Contract Report for 558265/0002 - September 2018

Name or company name	Reena Parmar
Contract type name	GDS Contract
Purpose of contract	General
Contract start date	06/01/2007
Contract end date	

18/19 Contracted general activity (UDA)	5,896
Carry forward general activity (UDA)	46
18/19 Contracted orthodontic activity (UOA)	0
Carry forward orthodontic activity (UOA)	0
Baseline contract value	£163,924.92

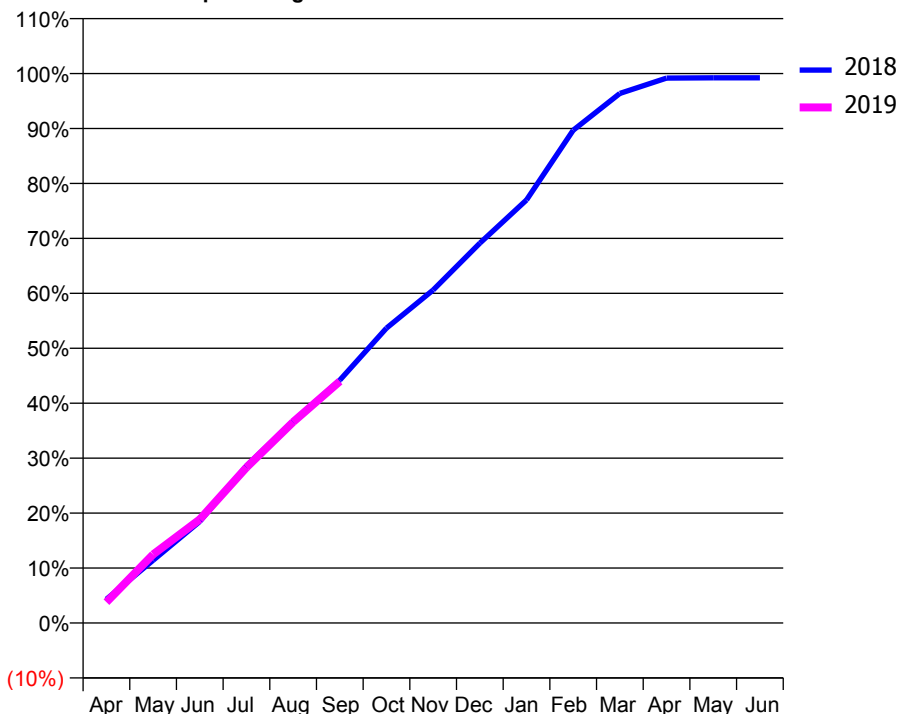
### ACCESS\*

Patients seen in 24 months	Total	Change since previous quarter
Quarter ending September 2017	2,123	
Quarter ending December 2017	2,166	↑
Quarter ending March 2018	2,207	→
Quarter ending June 2018	2,212	→
Quarter ending September 2018	2,186	↓
<b>Variance since September 2017</b>	<b>3.0%</b>	<b>↑</b>



### ACTIVITY

Cumulative percentage of contracted UDA delivered 2018 & 2019



Adjusted Scheduled Activity (UDA)

Month	2018	2019
April	256	223
May	673	736
June	1,089	1,112
July	1,686	1,669
August	2,162	2,157
September	2,607	2,593
October	3,165	
November	3,574	
December	4,076	
January	4,539	
February	5,287	
March	5,682	
April	5,847	
May	5,850	
June	5,850	

### QUALITY

	Quantity	Base Number	Contract	AT	Region	England
% of FP17s for the same patient ID Re-attending within 3 months - Children	40	628	6.4%	10.7%	11.4%	11.6%
% of FP17s for the same patient ID Re-attending within 3 months - Adults	101	557	18.1%	14.5%	15.0%	15.5%
% of FP17s for the same patient ID Re-attending between 3 & 9 months - Children	248	628	39.5%	58.0%	59.9%	58.8%
% of FP17s for the same patient ID Re-attending between 3 & 9 months - Adults	208	557	37.3%	48.8%	52.0%	51.1%
% of FP17s for Band 1 Urgent Courses	135	1,109	12.2%	8.7%	8.0%	9.0%
% of FP17s Relating to Free Repair or Replacements	10	1,109	0.9%	0.7%	0.8%	0.8%
% of FP17s Relating to Continuations	2	1,109	0.2%	0.8%	0.9%	0.9%
% of Patients satisfied with the dentistry they have received	1	1	N/A	94.2%	93.5%	93.3%
% of Patients satisfied with the time they had to wait for an appointment	1	1	N/A	87.2%	89.1%	88.9%

\* This is based on patients treated on this contract for their most recent course of treatment. Figures in italics indicate the base number of FP17s or Patient Questionnaire responses are less than 100. N/A is shown where the base number of responses is less than 10 during the period. % is calculated as Quantity/Base number\*100

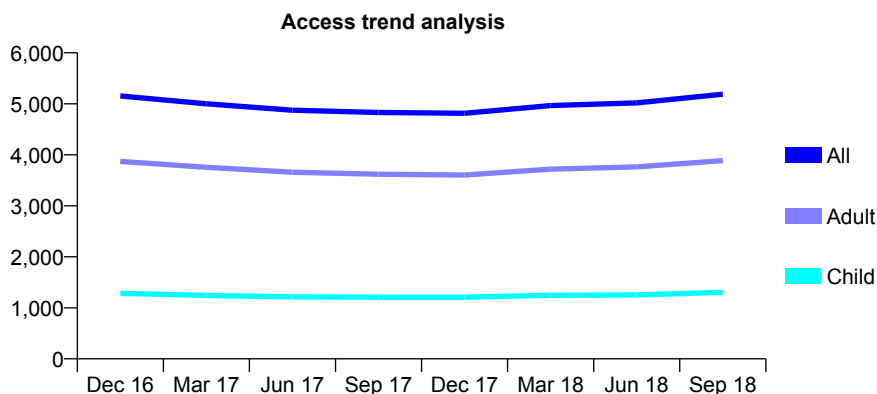
## Q58 - Vital Signs At a Glance Contract Report for 558850/0002 - September 2018

Name or company name	Broadwater Dental Practice
Contract type name	GDS Contract
Purpose of contract	General
Contract start date	08/01/2010
Contract end date	

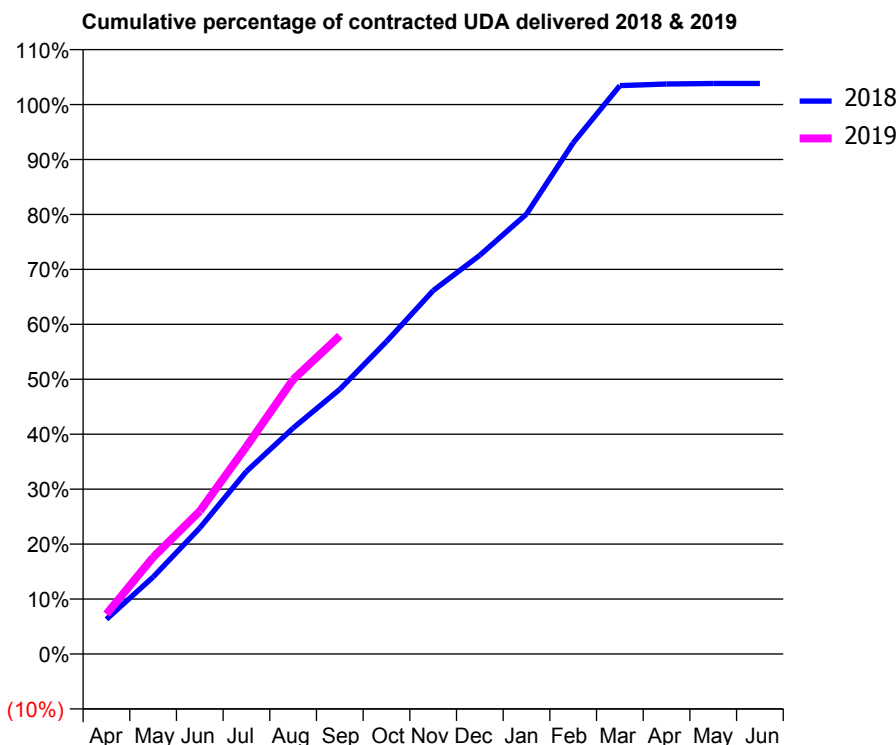
18/19 Contracted general activity (UDA)	12,296
Carry forward general activity (UDA)	246
18/19 Contracted orthodontic activity (UOA)	0
Carry forward orthodontic activity (UOA)	0
Baseline contract value	£316,744.02

### ACCESS\*

Patients seen in 24 months	Total	Change since previous quarter
Quarter ending September 2017	4,829	
Quarter ending December 2017	4,814	→
Quarter ending March 2018	4,965	↑
Quarter ending June 2018	5,018	→
Quarter ending September 2018	5,189	↑
<b>Variance since September 2017</b>	<b>7.5%</b>	<b>↑</b>



### ACTIVITY



Adjusted Scheduled Activity (UDA)		
Month	2018	2019
April	777	894
May	1,722	2,166
June	2,821	3,198
July	4,087	4,645
August	5,055	6,143
September	5,925	7,121
October	6,992	
November	8,132	
December	8,923	
January	9,845	
February	11,439	
March	12,719	
April	12,755	
May	12,768	
June	12,768	

### QUALITY

	Quantity	Base Number	Contract	AT	Region	England
% of FP17s for the same patient ID Re-attending within 3 months - Children	68	799	8.5%	10.7%	11.4%	11.6%
% of FP17s for the same patient ID Re-attending within 3 months - Adults	353	2,406	14.7%	14.5%	15.0%	15.5%
% of FP17s for the same patient ID Re-attending between 3 & 9 months - Children	296	799	37.0%	58.0%	59.9%	58.8%
% of FP17s for the same patient ID Re-attending between 3 & 9 months - Adults	817	2,406	34.0%	48.8%	52.0%	51.1%
% of FP17s for Band 1 Urgent Courses	367	3,182	11.5%	8.7%	8.0%	9.0%
% of FP17s Relating to Free Repair or Replacements	3	3,182	0.1%	0.7%	0.8%	0.8%
% of FP17s Relating to Continuations	26	3,182	0.8%	0.8%	0.9%	0.9%
% of Patients satisfied with the dentistry they have received	2	2	N/A	94.2%	93.5%	93.3%
% of Patients satisfied with the time they had to wait for an appointment	2	2	N/A	87.2%	89.1%	88.9%

\* This is based on patients treated on this contract for their most recent course of treatment. Figures in italics indicate the base number of FP17s or Patient Questionnaire responses are less than 100. N/A is shown where the base number of responses is less than 10 during the period. % is calculated as Quantity/Base number\*100

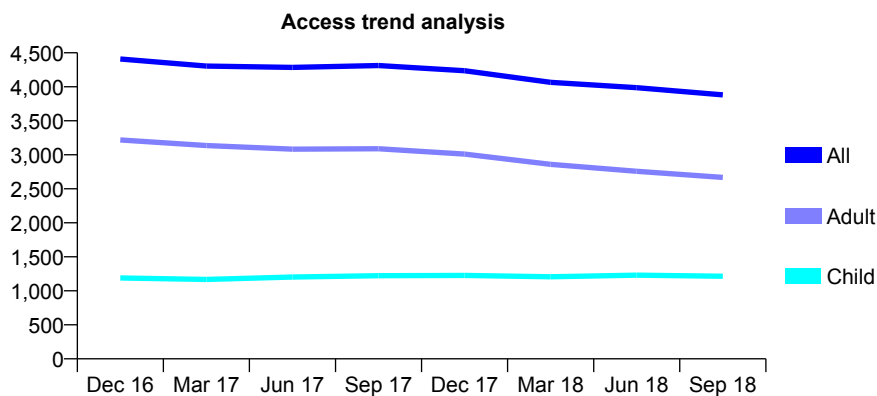
## Q58 - Vital Signs At a Glance Contract Report for 570230/0001 - September 2018

Name or company name	MR RM ALLEN
Contract type name	GDS Contract
Purpose of contract	General
Contract start date	01/04/2006
Contract end date	

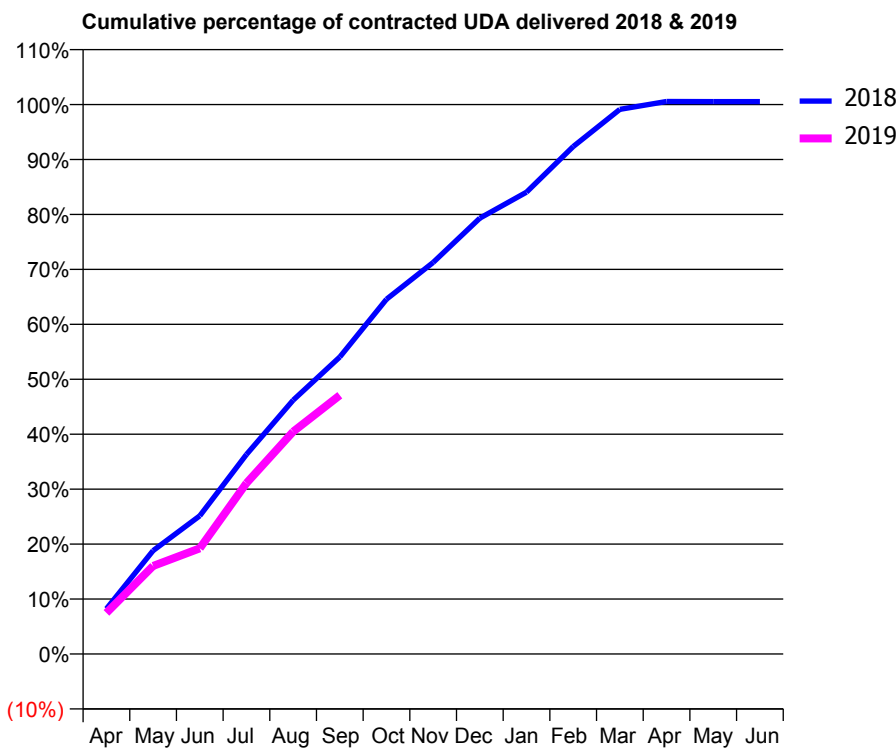
18/19 Contracted general activity (UDA)	10,000
Carry forward general activity (UDA)	-53
18/19 Contracted orthodontic activity (UOA)	0
Carry forward orthodontic activity (UOA)	0
Baseline contract value	£350,539.00

### ACCESS\*

Patients seen in 24 months	Total	Change since previous quarter
Quarter ending September 2017	4,312	
Quarter ending December 2017	4,236	↓
Quarter ending March 2018	4,066	↓
Quarter ending June 2018	3,988	↓
Quarter ending September 2018	3,882	↓
<b>Variance since September 2017</b>	<b>(10.0%)</b>	<b>↓</b>



### ACTIVITY



Adjusted Scheduled Activity (UDA)		
Month	2018	2019
April	823	748
May	1,881	1,602
June	2,516	1,923
July	3,631	3,109
August	4,619	4,045
September	5,405	4,709
October	6,457	
November	7,127	
December	7,931	
January	8,405	
February	9,234	
March	9,911	
April	10,056	
May	10,053	
June	10,053	

### QUALITY

	Quantity	Base Number	Contract	AT	Region	England
% of FP17s for the same patient ID Re-attending within 3 months - Children	34	844	4.0%	10.7%	11.4%	11.6%
% of FP17s for the same patient ID Re-attending within 3 months - Adults	127	1,529	8.3%	14.5%	15.0%	15.5%
% of FP17s for the same patient ID Re-attending between 3 & 9 months - Children	516	844	61.1%	58.0%	59.9%	58.8%
% of FP17s for the same patient ID Re-attending between 3 & 9 months - Adults	629	1,529	41.1%	48.8%	52.0%	51.1%
% of FP17s for Band 1 Urgent Courses	159	2,313	6.9%	8.7%	8.0%	9.0%
% of FP17s Relating to Free Repair or Replacements	11	2,313	0.5%	0.7%	0.8%	0.8%
% of FP17s Relating to Continuations	0	2,313	0.0%	0.8%	0.9%	0.9%
% of Patients satisfied with the dentistry they have received	2	2	N/A	94.2%	93.5%	93.3%
% of Patients satisfied with the time they had to wait for an appointment	2	2	N/A	87.2%	89.1%	88.9%

\* This is based on patients treated on this contract for their most recent course of treatment. Figures in italics indicate the base number of FP17s or Patient Questionnaire responses are less than 100. N/A is shown where the base number of responses is less than 10 during the period. % is calculated as Quantity/Base number\*100

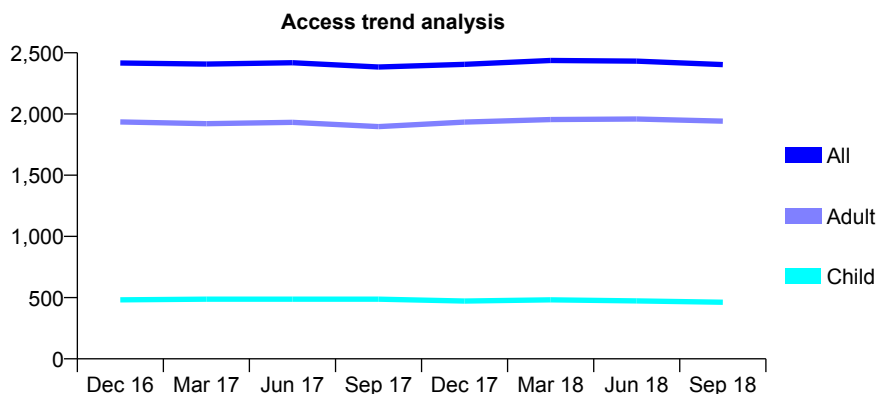
## Q58 - Vital Signs At a Glance Contract Report for 570540/0001 - September 2018

Name or company name	Noorali Bhatia and Riyaz Abdur Rasul Pradh...
Contract type name	GDS Contract
Purpose of contract	General
Contract start date	01/04/2006
Contract end date	

18/19 Contracted general activity (UDA)	7,430
Carry forward general activity (UDA)	0
18/19 Contracted orthodontic activity (UOA)	0
Carry forward orthodontic activity (UOA)	0
Baseline contract value	£206,969.17

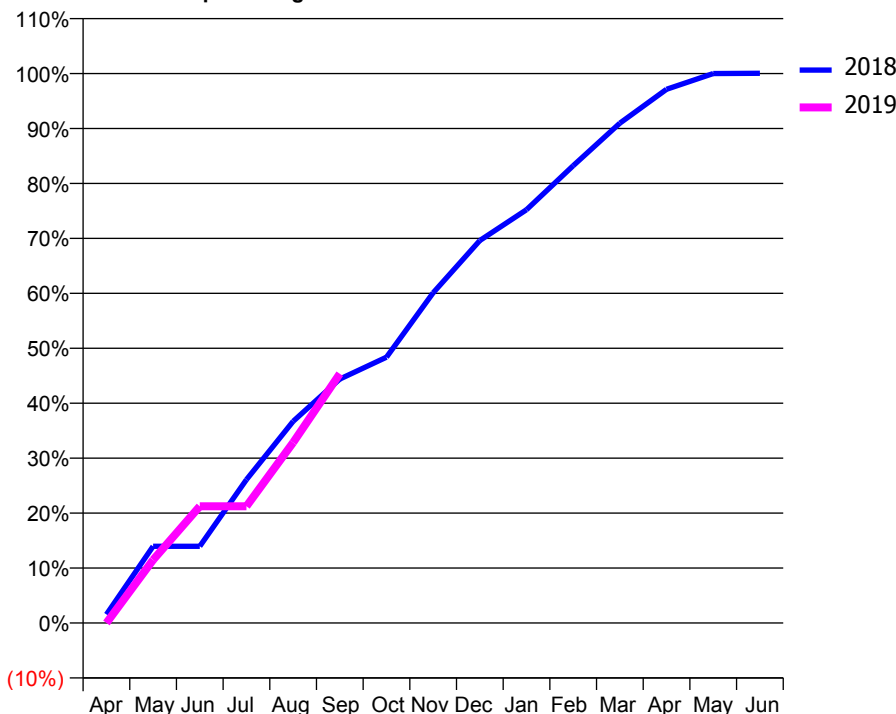
### ACCESS\*

Patients seen in 24 months	Total	Change since previous quarter
Quarter ending September 2017	2,384	
Quarter ending December 2017	2,406	→
Quarter ending March 2018	2,437	→
Quarter ending June 2018	2,432	→
Quarter ending September 2018	2,404	↓
<b>Variance since September 2017</b>	<b>0.8%</b>	<b>→</b>



### ACTIVITY

Cumulative percentage of contracted UDA delivered 2018 & 2019



Month	Adjusted Scheduled Activity (UDA)	
	2018	2019
April	117	0
May	1,038	854
June	1,038	1,578
July	1,940	1,578
August	2,727	2,440
September	3,298	3,370
October	3,594	
November	4,466	
December	5,173	
January	5,588	
February	6,184	
March	6,759	
April	7,216	
May	7,429	
June	7,432	

### QUALITY

	Quantity	Base Number	Contract	AT	Region	England
% of FP17s for the same patient ID Re-attending within 3 months - Children	18	305	5.9%	10.7%	11.4%	11.6%
% of FP17s for the same patient ID Re-attending within 3 months - Adults	95	1,206	7.9%	14.5%	15.0%	15.5%
% of FP17s for the same patient ID Re-attending between 3 & 9 months - Children	164	305	53.8%	58.0%	59.9%	58.8%
% of FP17s for the same patient ID Re-attending between 3 & 9 months - Adults	554	1,206	45.9%	48.8%	52.0%	51.1%
% of FP17s for Band 1 Urgent Courses	61	1,258	4.8%	8.7%	8.0%	9.0%
% of FP17s Relating to Free Repair or Replacements	15	1,258	1.2%	0.7%	0.8%	0.8%
% of FP17s Relating to Continuations	20	1,258	1.6%	0.8%	0.9%	0.9%
% of Patients satisfied with the dentistry they have received	1	1	N/A	94.2%	93.5%	93.3%
% of Patients satisfied with the time they had to wait for an appointment	1	1	N/A	87.2%	89.1%	88.9%

\* This is based on patients treated on this contract for their most recent course of treatment. Figures in italics indicate the base number of FP17s or Patient Questionnaire responses are less than 100. N/A is shown where the base number of responses is less than 10 during the period. % is calculated as Quantity/Base number\*100

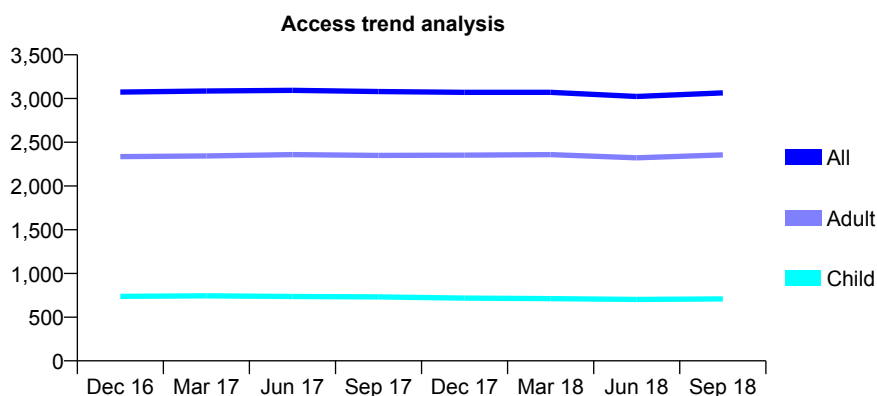
## Q58 - Vital Signs At a Glance Contract Report for 572225/0001 - September 2018

Name or company name	MR CK DE BONO
Contract type name	GDS Contract
Purpose of contract	General
Contract start date	01/04/2006
Contract end date	

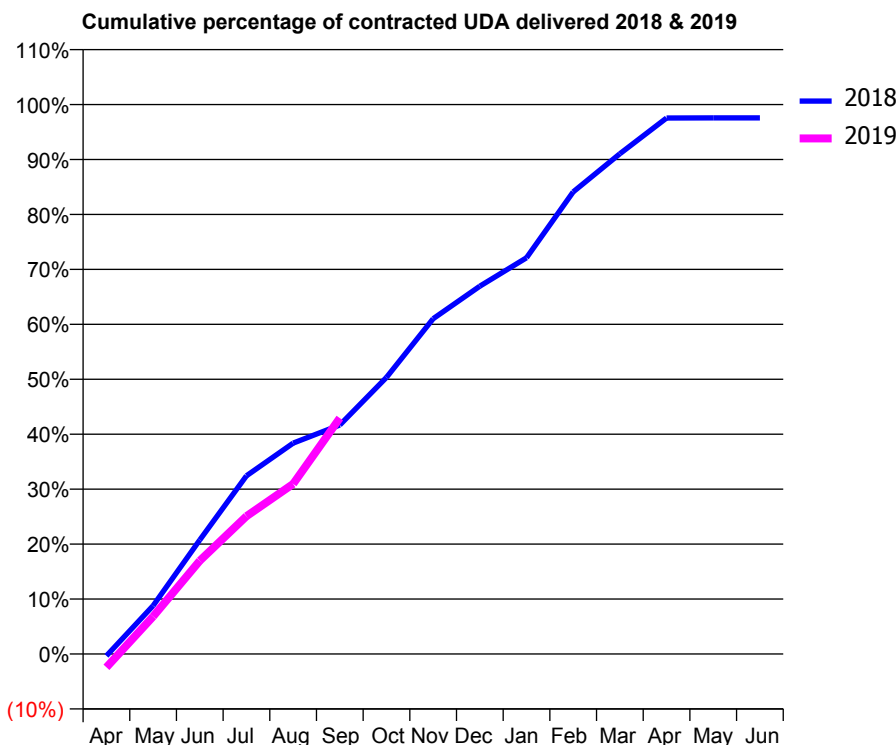
18/19 Contracted general activity (UDA)	8,383
Carry forward general activity (UDA)	204
18/19 Contracted orthodontic activity (UOA)	0
Carry forward orthodontic activity (UOA)	0
Baseline contract value	£258,563.91

### ACCESS\*

Patients seen in 24 months	Total	Change since previous quarter
Quarter ending September 2017	3,080	
Quarter ending December 2017	3,070	→
Quarter ending March 2018	3,070	→
Quarter ending June 2018	3,024	↓
Quarter ending September 2018	3,065	→
<b>Variance since September 2017</b>	<b>(0.5%)</b>	<b>→</b>



### ACTIVITY



Adjusted Scheduled Activity (UDA)		
Month	2018	2019
April	-29	-204
May	737	572
June	1,740	1,423
July	2,718	2,102
August	3,217	2,594
September	3,493	3,600
October	4,220	
November	5,116	
December	5,611	
January	6,044	
February	7,050	
March	7,632	
April	8,176	
May	8,179	
June	8,179	

### QUALITY

	Quantity	Base Number	Contract	AT	Region	England
% of FP17s for the same patient ID Re-attending within 3 months - Children	16	498	3.2%	10.7%	11.4%	11.6%
% of FP17s for the same patient ID Re-attending within 3 months - Adults	107	1,429	7.5%	14.5%	15.0%	15.5%
% of FP17s for the same patient ID Re-attending between 3 & 9 months - Children	275	498	55.2%	58.0%	59.9%	58.8%
% of FP17s for the same patient ID Re-attending between 3 & 9 months - Adults	664	1,429	46.5%	48.8%	52.0%	51.1%
% of FP17s for Band 1 Urgent Courses	0	1,722	0.0%	8.7%	8.0%	9.0%
% of FP17s Relating to Free Repair or Replacements	0	1,722	0.0%	0.7%	0.8%	0.8%
% of FP17s Relating to Continuations	2	1,722	0.1%	0.8%	0.9%	0.9%
% of Patients satisfied with the dentistry they have received	4	4	N/A	94.2%	93.5%	93.3%
% of Patients satisfied with the time they had to wait for an appointment	4	4	N/A	87.2%	89.1%	88.9%

\* This is based on patients treated on this contract for their most recent course of treatment. Figures in italics indicate the base number of FP17s or Patient Questionnaire responses are less than 100. N/A is shown where the base number of responses is less than 10 during the period. % is calculated as Quantity/Base number\*100

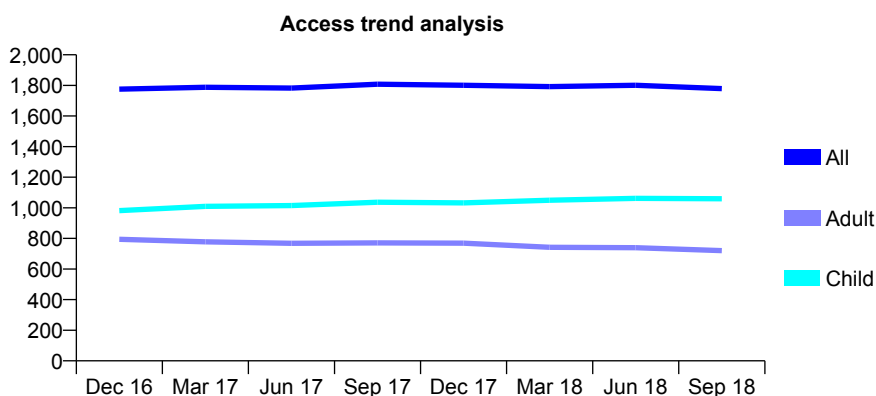
## Q58 - Vital Signs At a Glance Contract Report for 573949/0001 - September 2018

Name or company name	MR IJ DIBBLE
Contract type name	GDS Contract
Purpose of contract	General and Orthodontic
Contract start date	01/04/2006
Contract end date	

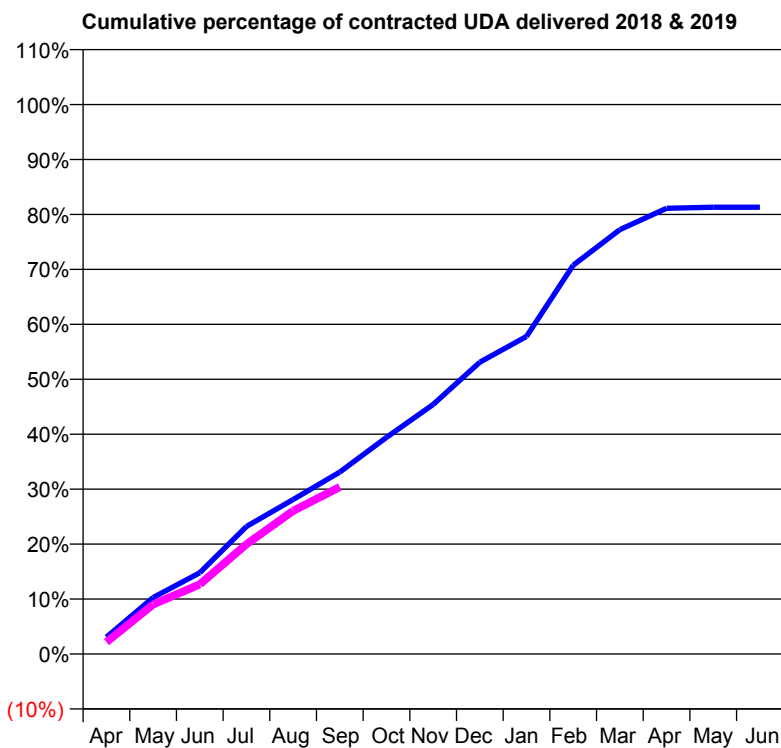
18/19 Contracted general activity (UDA)	4,055
Carry forward general activity (UDA)	0
18/19 Contracted orthodontic activity (UOA)	1,050
Carry forward orthodontic activity (UOA)	0
Baseline contract value	£215,610.24

### ACCESS\*

Patients seen in 24 months	Total	Change since previous quarter
Quarter ending September 2017	1,808	
Quarter ending December 2017	1,801	→
Quarter ending March 2018	1,792	→
Quarter ending June 2018	1,801	→
Quarter ending September 2018	1,779	↓
<b>Variance since September 2017</b>	<b>(1.6%)</b>	<b>↓</b>



### ACTIVITY



Adjusted Scheduled Activity (UDA)		
Month	2018	2019
April	124	88
May	416	366
June	600	514
July	942	810
August	1,140	1,057
September	1,343	1,233
October	1,598	
November	1,841	
December	2,154	
January	2,344	
February	2,869	
March	3,131	
April	3,289	
May	3,297	
June	3,297	

### QUALITY

	Quantity	Base Number	Contract	AT	Region	England
% of FP17s for the same patient ID Re-attending within 3 months - Children	36	773	4.7%	10.7%	11.4%	11.6%
% of FP17s for the same patient ID Re-attending within 3 months - Adults	16	324	4.9%	14.5%	15.0%	15.5%
% of FP17s for the same patient ID Re-attending between 3 & 9 months - Children	559	773	72.3%	58.0%	59.9%	58.8%
% of FP17s for the same patient ID Re-attending between 3 & 9 months - Adults	203	324	62.7%	48.8%	52.0%	51.1%
% of FP17s for Band 1 Urgent Courses	3	935	0.3%	8.7%	8.0%	9.0%
% of FP17s Relating to Free Repair or Replacements	0	935	0.0%	0.7%	0.8%	0.8%
% of FP17s Relating to Continuations	1	935	0.1%	0.8%	0.9%	0.9%
% of Patients satisfied with the dentistry they have received	3	3	N/A	94.2%	93.5%	93.3%
% of Patients satisfied with the time they had to wait for an appointment	3	3	N/A	87.2%	89.1%	88.9%

\* This is based on patients treated on this contract for their most recent course of treatment. Figures in italics indicate the base number of FP17s or Patient Questionnaire responses are less than 100. N/A is shown where the base number of responses is less than 10 during the period. % is calculated as Quantity/Base number\*100



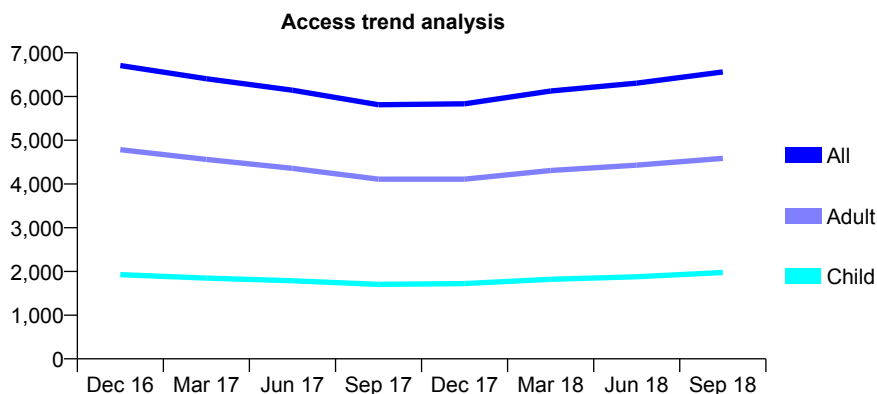
## Q58 - Vital Signs At a Glance Contract Report for 575623/0002 - September 2018

Name or company name	MR MK PATEL
Contract type name	GDS Contract
Purpose of contract	General
Contract start date	01/04/2006
Contract end date	

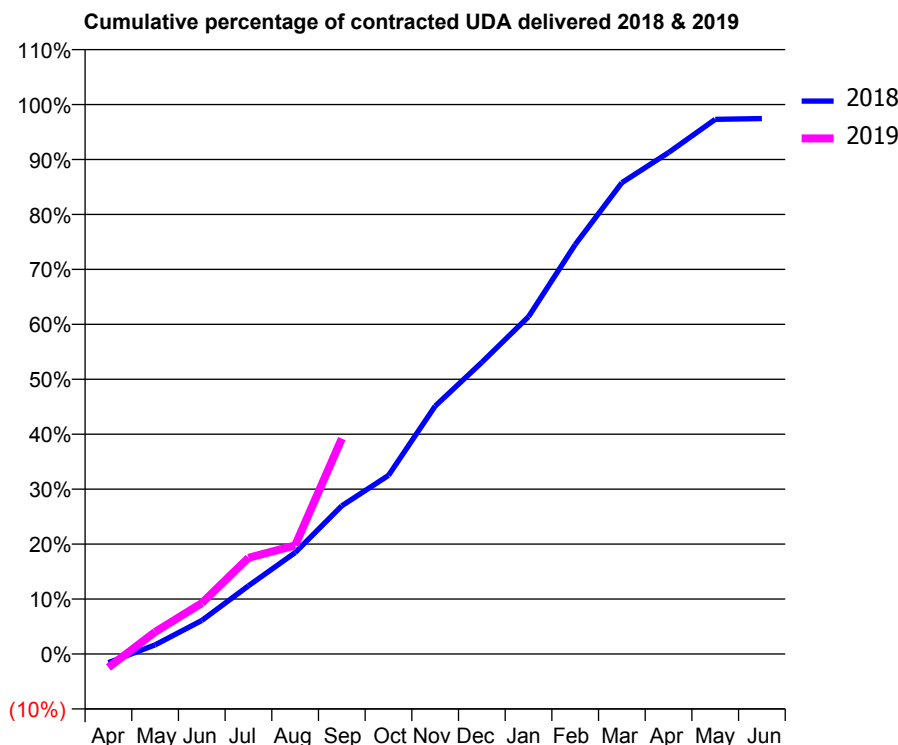
18/19 Contracted general activity (UDA)	14,199
Carry forward general activity (UDA)	362
18/19 Contracted orthodontic activity (UOA)	0
Carry forward orthodontic activity (UOA)	0
Baseline contract value	£338,823.58

### ACCESS\*

Patients seen in 24 months	Total	Change since previous quarter
Quarter ending September 2017	5,812	
Quarter ending December 2017	5,833	→
Quarter ending March 2018	6,126	↑
Quarter ending June 2018	6,307	↑
Quarter ending September 2018	6,561	↑
<b>Variance since September 2017</b>	<b>12.9%</b>	<b>↑</b>



### ACTIVITY



Adjusted Scheduled Activity (UDA)		
Month	2018	2019
April	-225	-350
May	237	570
June	867	1,314
July	1,763	2,486
August	2,622	2,805
September	3,828	5,567
October	4,614	
November	6,407	
December	7,537	
January	8,716	
February	10,579	
March	12,179	
April	12,958	
May	13,816	
June	13,836	

### QUALITY

	Quantity	Base Number	Contract	AT	Region	England
% of FP17s for the same patient ID Re-attending within 3 months - Children	146	1,406	10.4%	10.7%	11.4%	11.6%
% of FP17s for the same patient ID Re-attending within 3 months - Adults	435	3,036	14.3%	14.5%	15.0%	15.5%
% of FP17s for the same patient ID Re-attending between 3 & 9 months - Children	654	1,406	46.5%	58.0%	59.9%	58.8%
% of FP17s for the same patient ID Re-attending between 3 & 9 months - Adults	1,294	3,036	42.6%	48.8%	52.0%	51.1%
% of FP17s for Band 1 Urgent Courses	233	2,987	7.8%	8.7%	8.0%	9.0%
% of FP17s Relating to Free Repair or Replacements	9	2,987	0.3%	0.7%	0.8%	0.8%
% of FP17s Relating to Continuations	2	2,987	0.1%	0.8%	0.9%	0.9%
% of Patients satisfied with the dentistry they have received	4	4	N/A	94.2%	93.5%	93.3%
% of Patients satisfied with the time they had to wait for an appointment	2	4	N/A	87.2%	89.1%	88.9%

\* This is based on patients treated on this contract for their most recent course of treatment. Figures in italics indicate the base number of FP17s or Patient Questionnaire responses are less than 100. N/A is shown where the base number of responses is less than 10 during the period. % is calculated as Quantity/Base number\*100

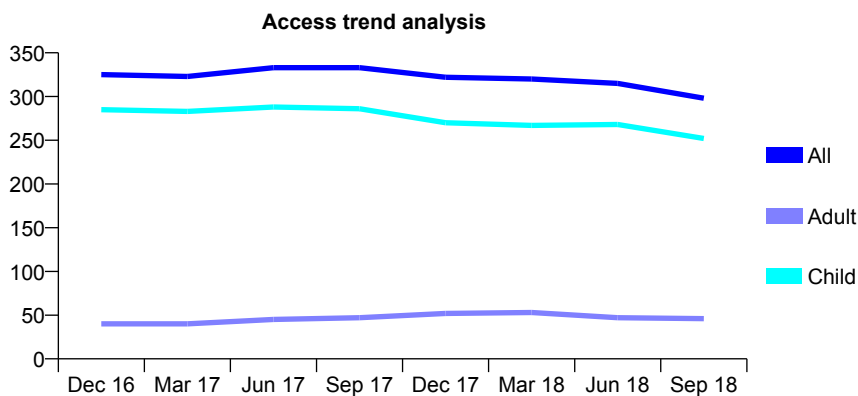
## Q58 - Vital Signs At a Glance Contract Report for 575976/0001 - September 2018

Name or company name	MR RJ GOEL
Contract type name	GDS Contract
Purpose of contract	General
Contract start date	01/04/2006
Contract end date	

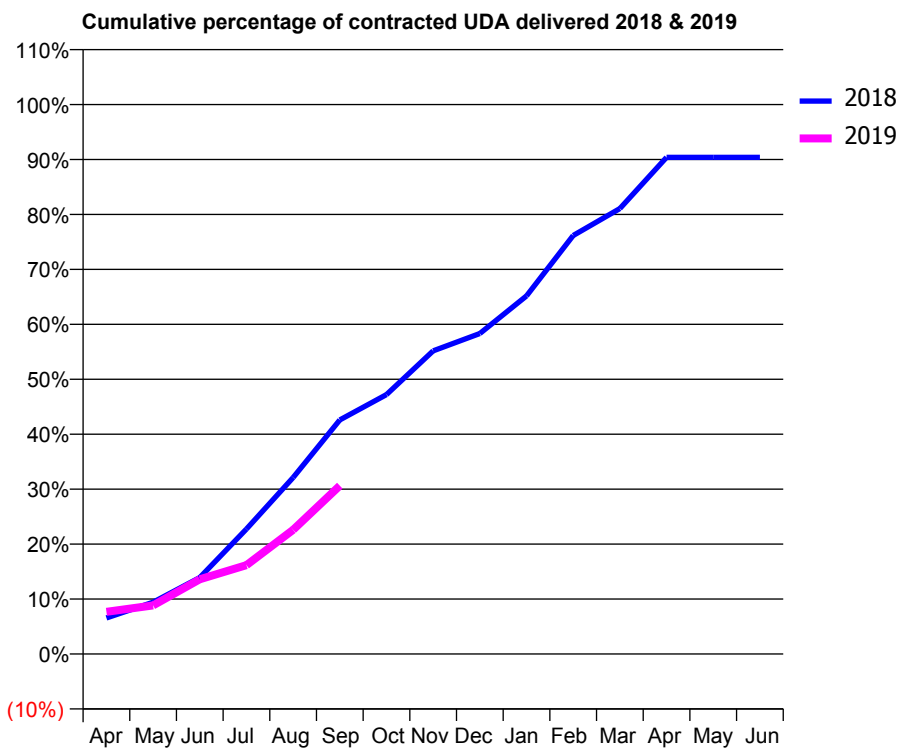
18/19 Contracted general activity (UDA)	700
Carry forward general activity (UDA)	0
18/19 Contracted orthodontic activity (UOA)	0
Carry forward orthodontic activity (UOA)	0
Baseline contract value	£17,248.00

### ACCESS\*

Patients seen in 24 months	Total	Change since previous quarter
Quarter ending September 2017	333	
Quarter ending December 2017	322	↓
Quarter ending March 2018	320	→
Quarter ending June 2018	315	↓
Quarter ending September 2018	298	↓
<b>Variance since September 2017</b>	<b>(10.5%)</b>	<b>↓</b>



### ACTIVITY



Month	Adjusted Scheduled Activity (UDA)	
	2018	2019
April	46	54
May	66	62
June	97	95
July	159	113
August	225	158
September	298	214
October	330	
November	386	
December	408	
January	456	
February	533	
March	567	
April	633	
May	633	
June	633	

### QUALITY

	Quantity	Base Number	Contract	AT	Region	England
% of FP17s for the same patient ID Re-attending within 3 months - Children	22	246	8.9%	10.7%	11.4%	11.6%
% of FP17s for the same patient ID Re-attending within 3 months - Adults	0	0	N/A	14.5%	15.0%	15.5%
% of FP17s for the same patient ID Re-attending between 3 & 9 months - Children	162	246	65.9%	58.0%	59.9%	58.8%
% of FP17s for the same patient ID Re-attending between 3 & 9 months - Adults	0	0	N/A	48.8%	52.0%	51.1%
% of FP17s for Band 1 Urgent Courses	17	186	9.1%	8.7%	8.0%	9.0%
% of FP17s Relating to Free Repair or Replacements	0	186	0.0%	0.7%	0.8%	0.8%
% of FP17s Relating to Continuations	0	186	0.0%	0.8%	0.9%	0.9%
% of Patients satisfied with the dentistry they have received	0	0	N/A	94.2%	93.5%	93.3%
% of Patients satisfied with the time they had to wait for an appointment	0	0	N/A	87.2%	89.1%	88.9%

\* This is based on patients treated on this contract for their most recent course of treatment. Figures in italics indicate the base number of FP17s or Patient Questionnaire responses are less than 100. N/A is shown where the base number of responses is less than 10 during the period. % is calculated as Quantity/Base number\*100

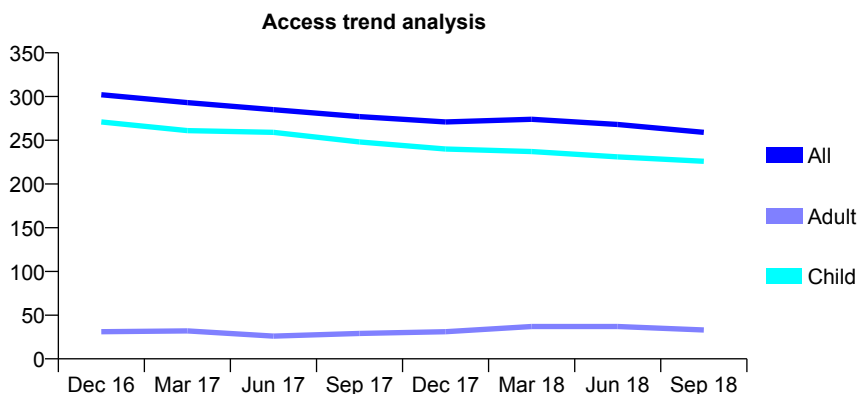
## Q58 - Vital Signs At a Glance Contract Report for 576875/0001 - September 2018

Name or company name	MR M GREENSTEIN
Contract type name	GDS Contract
Purpose of contract	General
Contract start date	01/04/2006
Contract end date	

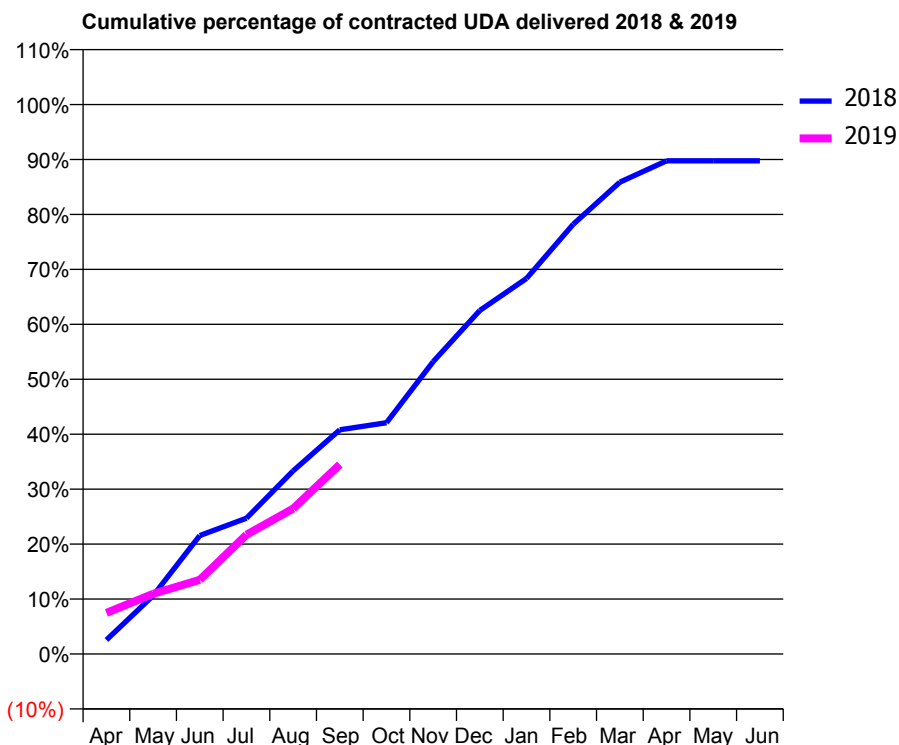
18/19 Contracted general activity (UDA)	548
Carry forward general activity (UDA)	0
18/19 Contracted orthodontic activity (UOA)	0
Carry forward orthodontic activity (UOA)	0
Baseline contract value	£10,985.62

### ACCESS\*

Patients seen in 24 months	Total	Change since previous quarter
Quarter ending September 2017	277	
Quarter ending December 2017	271	↓
Quarter ending March 2018	274	→
Quarter ending June 2018	268	↓
Quarter ending September 2018	259	↓
<b>Variance since September 2017</b>	<b>(6.5%)</b>	<b>↓</b>



### ACTIVITY



Adjusted Scheduled Activity (UDA)		
Month	2018	2019
April	14	41
May	58	60
June	118	74
July	135	119
August	183	145
September	224	189
October	231	
November	292	
December	343	
January	375	
February	429	
March	471	
April	492	
May	492	
June	492	

### QUALITY

	Quantity	Base Number	Contract	AT	Region	England
% of FP17s for the same patient ID Re-attending within 3 months - Children	5	174	2.9%	10.7%	11.4%	11.6%
% of FP17s for the same patient ID Re-attending within 3 months - Adults	0	0	N/A	14.5%	15.0%	15.5%
% of FP17s for the same patient ID Re-attending between 3 & 9 months - Children	127	174	73.0%	58.0%	59.9%	58.8%
% of FP17s for the same patient ID Re-attending between 3 & 9 months - Adults	0	0	N/A	48.8%	52.0%	51.1%
% of FP17s for Band 1 Urgent Courses	0	153	0.0%	8.7%	8.0%	9.0%
% of FP17s Relating to Free Repair or Replacements	0	153	0.0%	0.7%	0.8%	0.8%
% of FP17s Relating to Continuations	0	153	0.0%	0.8%	0.9%	0.9%
% of Patients satisfied with the dentistry they have received	0	0	N/A	94.2%	93.5%	93.3%
% of Patients satisfied with the time they had to wait for an appointment	0	0	N/A	87.2%	89.1%	88.9%

\* This is based on patients treated on this contract for their most recent course of treatment. Figures in italics indicate the base number of FP17s or Patient Questionnaire responses are less than 100. N/A is shown where the base number of responses is less than 10 during the period. % is calculated as Quantity/Base number\*100

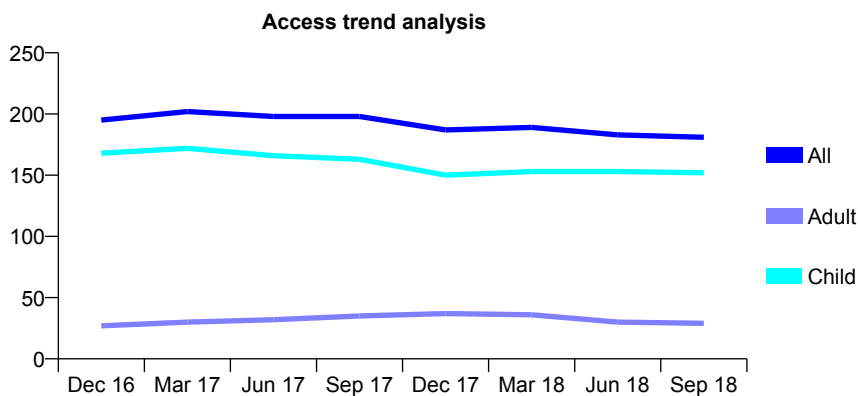
## Q58 - Vital Signs At a Glance Contract Report for 624497/0002 - September 2018

Name or company name	Sachin Shah
Contract type name	GDS Contract
Purpose of contract	General
Contract start date	01/03/2015
Contract end date	

18/19 Contracted general activity (UDA)	660
Carry forward general activity (UDA)	0
18/19 Contracted orthodontic activity (UOA)	0
Carry forward orthodontic activity (UOA)	0
Baseline contract value	£15,738.73

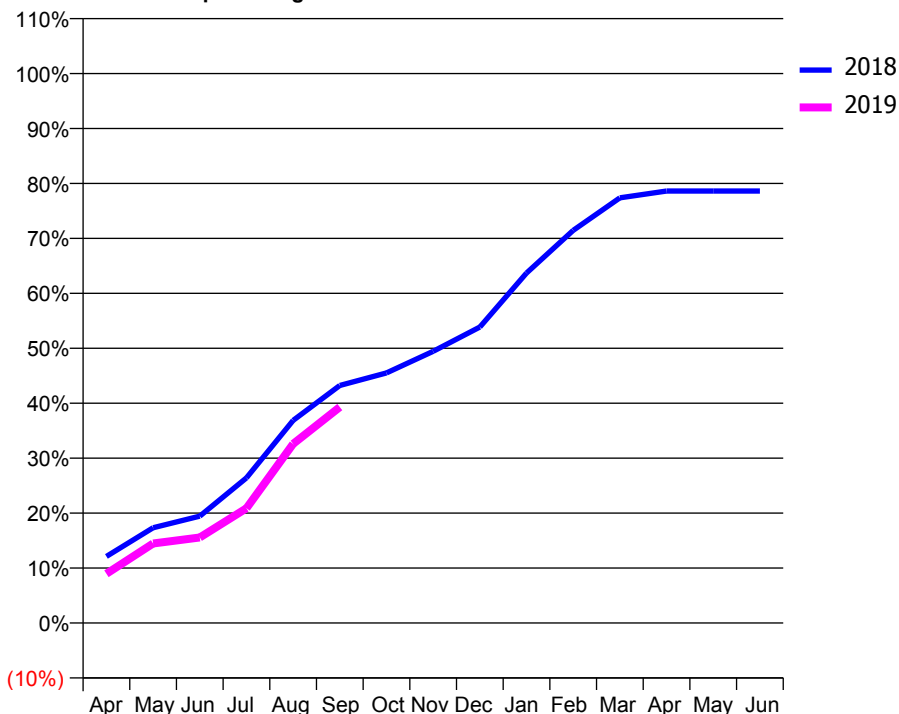
### ACCESS\*

Patients seen in 24 months	Total	Change since previous quarter
Quarter ending September 2017	198	
Quarter ending December 2017	187	↓
Quarter ending March 2018	189	→
Quarter ending June 2018	183	↓
Quarter ending September 2018	181	↓
<b>Variance since September 2017</b>	<b>(8.6%)</b>	<b>↓</b>



### ACTIVITY

Cumulative percentage of contracted UDA delivered 2018 & 2019



Month	Adjusted Scheduled Activity (UDA)	
	2018	2019
April	80	59
May	114	96
June	128	103
July	174	138
August	243	215
September	285	259
October	300	
November	326	
December	355	
January	420	
February	472	
March	511	
April	519	
May	519	
June	519	

### QUALITY

	Quantity	Base Number	Contract	AT	Region	England
% of FP17s for the same patient ID Re-attending within 3 months - Children	8	111	7.2%	10.7%	11.4%	11.6%
% of FP17s for the same patient ID Re-attending within 3 months - Adults	2	9	22.2%	14.5%	15.0%	15.5%
% of FP17s for the same patient ID Re-attending between 3 & 9 months - Children	60	111	54.1%	58.0%	59.9%	58.8%
% of FP17s for the same patient ID Re-attending between 3 & 9 months - Adults	3	9	33.3%	48.8%	52.0%	51.1%
% of FP17s for Band 1 Urgent Courses	7	116	6.0%	8.7%	8.0%	9.0%
% of FP17s Relating to Free Repair or Replacements	0	116	0.0%	0.7%	0.8%	0.8%
% of FP17s Relating to Continuations	0	116	0.0%	0.8%	0.9%	0.9%
% of Patients satisfied with the dentistry they have received	0	0	N/A	94.2%	93.5%	93.3%
% of Patients satisfied with the time they had to wait for an appointment	0	0	N/A	87.2%	89.1%	88.9%

\* This is based on patients treated on this contract for their most recent course of treatment. Figures in italics indicate the base number of FP17s or Patient Questionnaire responses are less than 100. N/A is shown where the base number of responses is less than 10 during the period. % is calculated as Quantity/Base number\*100

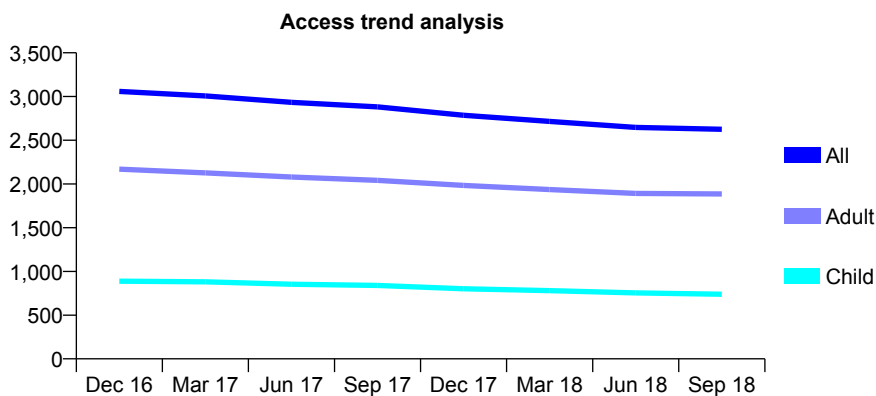
## Q58 - Vital Signs At a Glance Contract Report for 624853/0001 - September 2018

Name or company name	MR AV BRAMWELL
Contract type name	GDS Contract
Purpose of contract	General
Contract start date	01/04/2006
Contract end date	

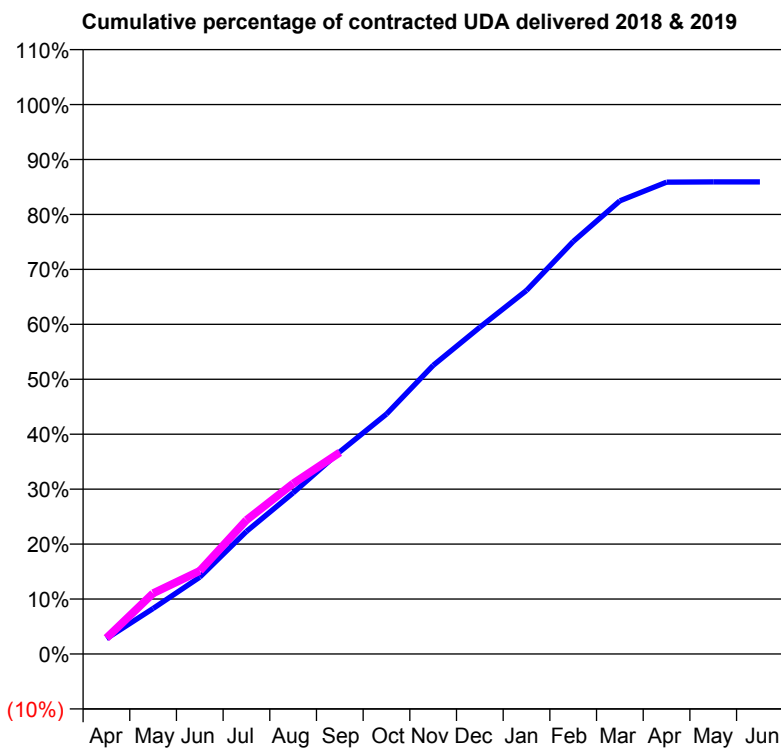
18/19 Contracted general activity (UDA)	7,747
Carry forward general activity (UDA)	0
18/19 Contracted orthodontic activity (UOA)	0
Carry forward orthodontic activity (UOA)	0
Baseline contract value	£176,262.23

### ACCESS\*

Patients seen in 24 months	Total	Change since previous quarter
Quarter ending September 2017	2,881	
Quarter ending December 2017	2,785	↓
Quarter ending March 2018	2,716	↓
Quarter ending June 2018	2,646	↓
Quarter ending September 2018	2,625	→
<b>Variance since September 2017</b>	<b>(8.9%)</b>	<b>↓</b>



### ACTIVITY



Month	Adjusted Scheduled Activity (UDA)	
	2018	2019
April	217	224
May	642	857
June	1,084	1,171
July	1,728	1,888
August	2,271	2,403
September	2,850	2,841
October	3,382	
November	4,070	
December	4,607	
January	5,125	
February	5,815	
March	6,388	
April	6,653	
May	6,656	
June	6,656	

### QUALITY

	Quantity	Base Number	Contract	AT	Region	England
% of FP17s for the same patient ID Re-attending within 3 months - Children	32	502	6.4%	10.7%	11.4%	11.6%
% of FP17s for the same patient ID Re-attending within 3 months - Adults	278	1,331	20.9%	14.5%	15.0%	15.5%
% of FP17s for the same patient ID Re-attending between 3 & 9 months - Children	285	502	56.8%	58.0%	59.9%	58.8%
% of FP17s for the same patient ID Re-attending between 3 & 9 months - Adults	670	1,331	50.3%	48.8%	52.0%	51.1%
% of FP17s for Band 1 Urgent Courses	45	1,679	2.7%	8.7%	8.0%	9.0%
% of FP17s Relating to Free Repair or Replacements	13	1,679	0.8%	0.7%	0.8%	0.8%
% of FP17s Relating to Continuations	133	1,679	7.9%	0.8%	0.9%	0.9%
% of Patients satisfied with the dentistry they have received	2	2	N/A	94.2%	93.5%	93.3%
% of Patients satisfied with the time they had to wait for an appointment	2	2	N/A	87.2%	89.1%	88.9%

\* This is based on patients treated on this contract for their most recent course of treatment. Figures in italics indicate the base number of FP17s or Patient Questionnaire responses are less than 100. N/A is shown where the base number of responses is less than 10 during the period. % is calculated as Quantity/Base number\*100

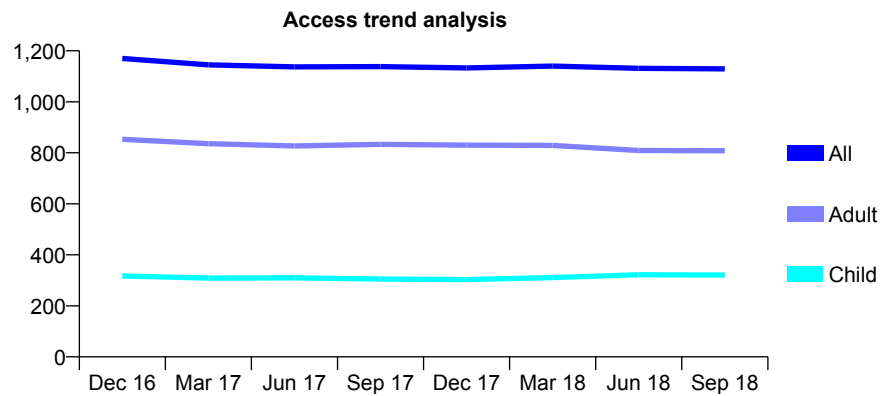
## Q58 - Vital Signs At a Glance Contract Report for 625884/0001 - September 2018

Name or company name	MR P JACKSON
Contract type name	GDS Contract
Purpose of contract	General
Contract start date	01/04/2006
Contract end date	

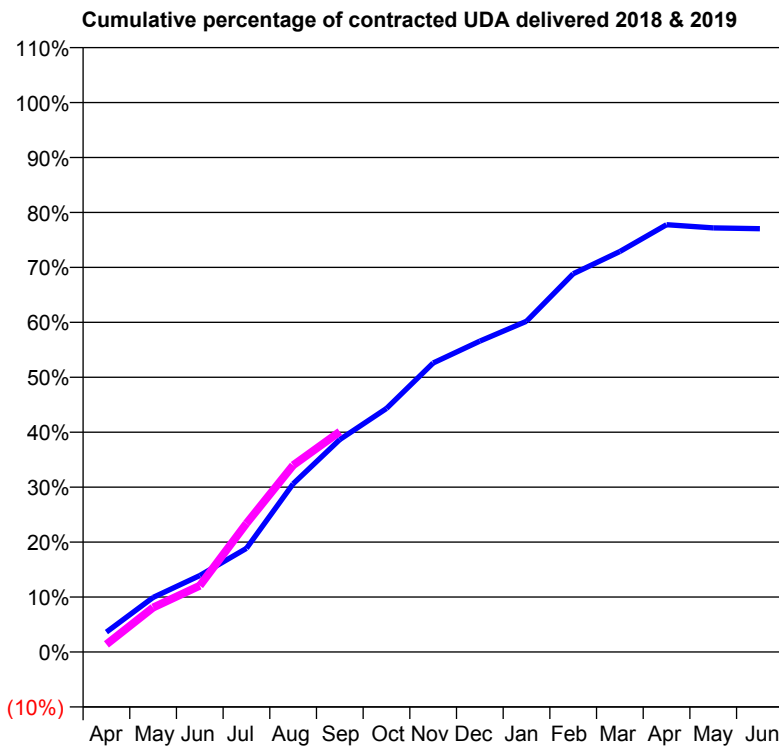
18/19 Contracted general activity (UDA)	2,069
Carry forward general activity (UDA)	0
18/19 Contracted orthodontic activity (UOA)	0
Carry forward orthodontic activity (UOA)	0
Baseline contract value	£51,431.39

### ACCESS\*

Patients seen in 24 months	Total	Change since previous quarter
Quarter ending September 2017	1,138	
Quarter ending December 2017	1,133	→
Quarter ending March 2018	1,140	→
Quarter ending June 2018	1,131	→
Quarter ending September 2018	1,129	→
<b>Variance since September 2017</b>	<b>(0.8%)</b>	<b>→</b>



### ACTIVITY



Adjusted Scheduled Activity (UDA)		
Month	2018	2019
April	75	29
May	206	168
June	288	250
July	390	484
August	633	703
September	800	830
October	917	
November	1,088	
December	1,170	
January	1,245	
February	1,424	
March	1,508	
April	1,609	
May	1,597	
June	1,594	

### QUALITY

	Quantity	Base Number	Contract	AT	Region	England
% of FP17s for the same patient ID Re-attending within 3 months - Children	21	252	8.3%	10.7%	11.4%	11.6%
% of FP17s for the same patient ID Re-attending within 3 months - Adults	74	522	14.2%	14.5%	15.0%	15.5%
% of FP17s for the same patient ID Re-attending between 3 & 9 months - Children	163	252	64.7%	58.0%	59.9%	58.8%
% of FP17s for the same patient ID Re-attending between 3 & 9 months - Adults	293	522	56.1%	48.8%	52.0%	51.1%
% of FP17s for Band 1 Urgent Courses	46	408	11.3%	8.7%	8.0%	9.0%
% of FP17s Relating to Free Repair or Replacements	2	408	0.5%	0.7%	0.8%	0.8%
% of FP17s Relating to Continuations	2	408	0.5%	0.8%	0.9%	0.9%
% of Patients satisfied with the dentistry they have received	1	1	N/A	94.2%	93.5%	93.3%
% of Patients satisfied with the time they had to wait for an appointment	1	1	N/A	87.2%	89.1%	88.9%

\* This is based on patients treated on this contract for their most recent course of treatment. Figures in italics indicate the base number of FP17s or Patient Questionnaire responses are less than 100. N/A is shown where the base number of responses is less than 10 during the period. % is calculated as Quantity/Base number\*100

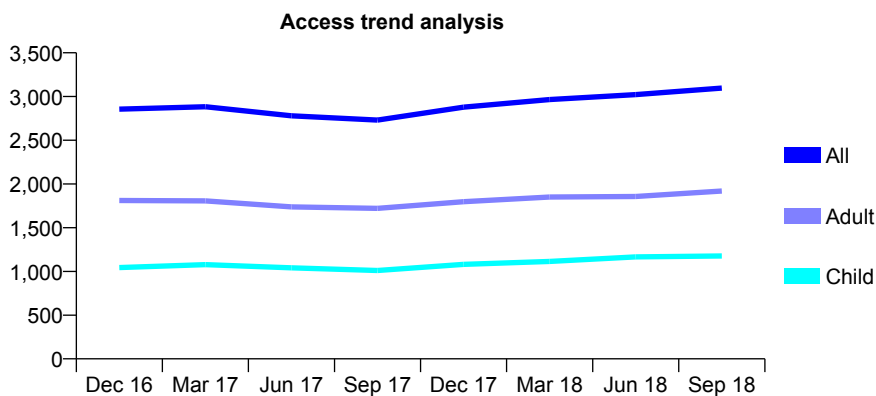
## Q58 - Vital Signs At a Glance Contract Report for 631833/0001 - September 2018

Name or company name	MR SM JAGSI
Contract type name	GDS Contract
Purpose of contract	General
Contract start date	01/04/2006
Contract end date	

18/19 Contracted general activity (UDA)	10,312
Carry forward general activity (UDA)	0
18/19 Contracted orthodontic activity (UOA)	0
Carry forward orthodontic activity (UOA)	0
Baseline contract value	£323,061.83

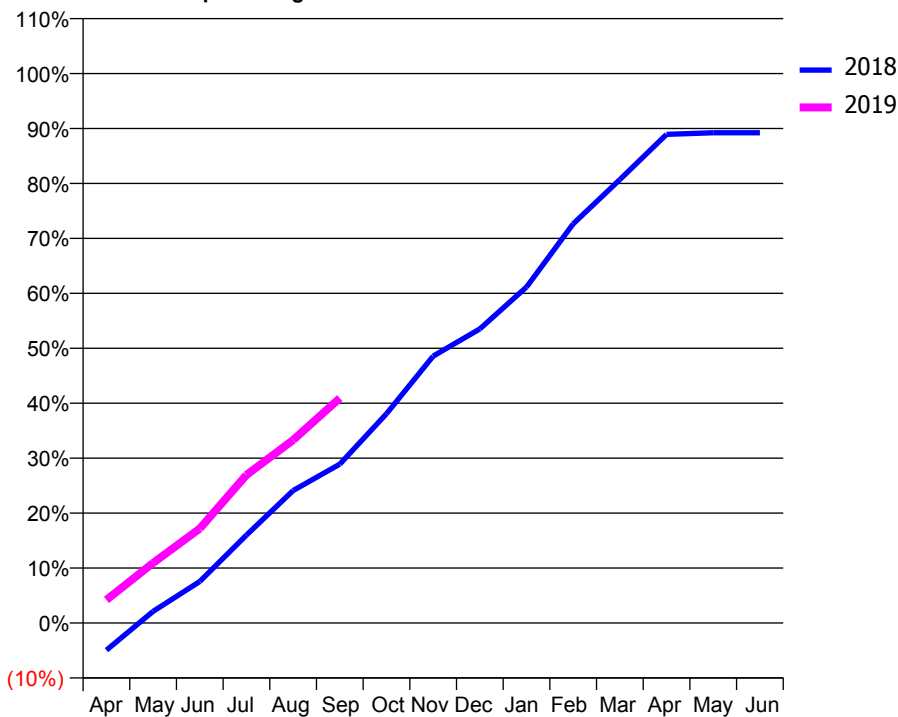
### ACCESS\*

Patients seen in 24 months	Total	Change since previous quarter
Quarter ending September 2017	2,731	
Quarter ending December 2017	2,878	↑
Quarter ending March 2018	2,965	↑
Quarter ending June 2018	3,022	→
Quarter ending September 2018	3,096	↑
<b>Variance since September 2017</b>	<b>13.4%</b>	<b>↑</b>



### ACTIVITY

Cumulative percentage of contracted UDA delivered 2018 & 2019



Month	Adjusted Scheduled Activity (UDA)	
	2018	2019
April	-512	435
May	218	1,126
June	779	1,773
July	1,650	2,780
August	2,486	3,435
September	2,980	4,220
October	3,926	
November	5,009	
December	5,520	
January	6,305	
February	7,491	
March	8,321	
April	9,169	
May	9,200	
June	9,200	

### QUALITY

	Quantity	Base Number	Contract	AT	Region	England
% of FP17s for the same patient ID Re-attending within 3 months - Children	52	714	7.3%	10.7%	11.4%	11.6%
% of FP17s for the same patient ID Re-attending within 3 months - Adults	270	1,110	24.3%	14.5%	15.0%	15.5%
% of FP17s for the same patient ID Re-attending between 3 & 9 months - Children	276	714	38.7%	58.0%	59.9%	58.8%
% of FP17s for the same patient ID Re-attending between 3 & 9 months - Adults	279	1,110	25.1%	48.8%	52.0%	51.1%
% of FP17s for Band 1 Urgent Courses	345	1,612	21.4%	8.7%	8.0%	9.0%
% of FP17s Relating to Free Repair or Replacements	7	1,612	0.4%	0.7%	0.8%	0.8%
% of FP17s Relating to Continuations	16	1,612	1.0%	0.8%	0.9%	0.9%
% of Patients satisfied with the dentistry they have received	1	1	N/A	94.2%	93.5%	93.3%
% of Patients satisfied with the time they had to wait for an appointment	1	1	N/A	87.2%	89.1%	88.9%

\* This is based on patients treated on this contract for their most recent course of treatment. Figures in italics indicate the base number of FP17s or Patient Questionnaire responses are less than 100. N/A is shown where the base number of responses is less than 10 during the period. % is calculated as Quantity/Base number\*100

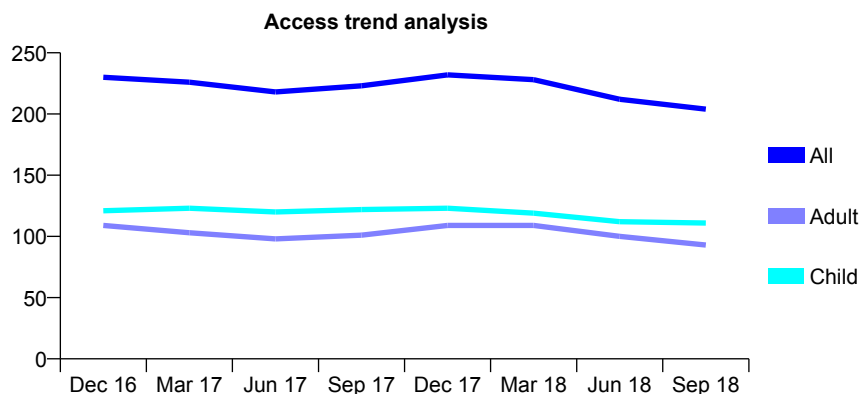
## Q58 - Vital Signs At a Glance Contract Report for 636525/0001 - September 2018

Name or company name	MR RH GANATRA
Contract type name	GDS Contract
Purpose of contract	General
Contract start date	01/04/2006
Contract end date	

18/19 Contracted general activity (UDA)	500
Carry forward general activity (UDA)	0
18/19 Contracted orthodontic activity (UOA)	0
Carry forward orthodontic activity (UOA)	0
Baseline contract value	£14,298.22

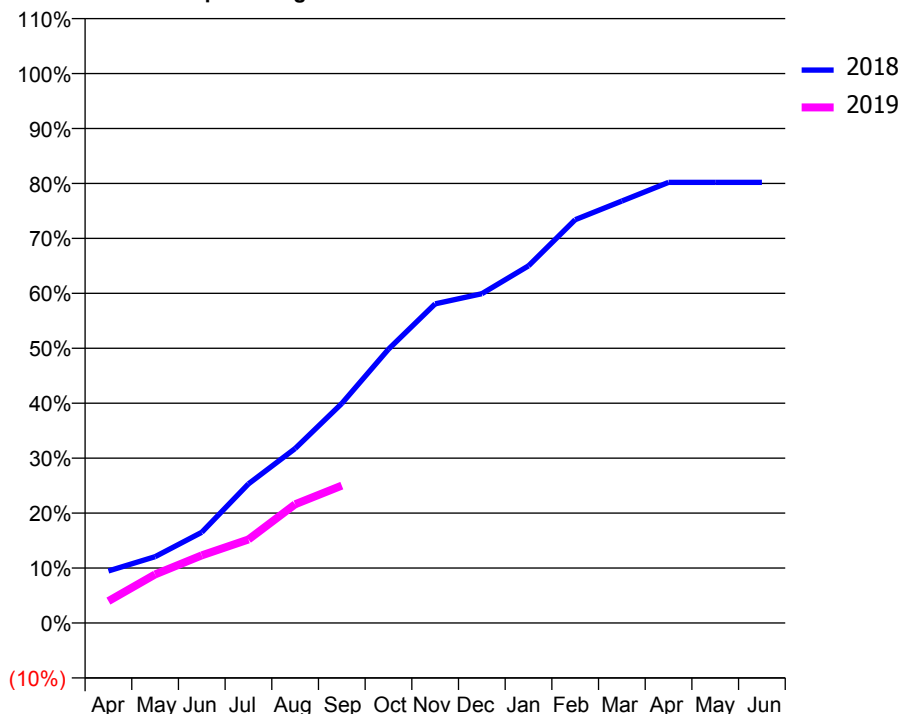
### ACCESS\*

Patients seen in 24 months	Total	Change since previous quarter
Quarter ending September 2017	223	
Quarter ending December 2017	232	↑
Quarter ending March 2018	228	↓
Quarter ending June 2018	212	↓
Quarter ending September 2018	204	↓
<b>Variance since September 2017</b>	<b>(8.5%)</b>	<b>↓</b>



### ACTIVITY

Cumulative percentage of contracted UDA delivered 2018 & 2019



Adjusted Scheduled Activity (UDA)

Month	2018	2019
April	47	20
May	60	44
June	83	62
July	127	76
August	159	108
September	200	125
October	249	
November	290	
December	300	
January	325	
February	367	
March	384	
April	401	
May	401	
June	401	

### QUALITY

	Quantity	Base Number	Contract	AT	Region	England
% of FP17s for the same patient ID Re-attending within 3 months - Children	1	66	1.5%	10.7%	11.4%	11.6%
% of FP17s for the same patient ID Re-attending within 3 months - Adults	2	40	5.0%	14.5%	15.0%	15.5%
% of FP17s for the same patient ID Re-attending between 3 & 9 months - Children	28	66	42.4%	58.0%	59.9%	58.8%
% of FP17s for the same patient ID Re-attending between 3 & 9 months - Adults	24	40	60.0%	48.8%	52.0%	51.1%
% of FP17s for Band 1 Urgent Courses	5	100	5.0%	8.7%	8.0%	9.0%
% of FP17s Relating to Free Repair or Replacements	1	100	1.0%	0.7%	0.8%	0.8%
% of FP17s Relating to Continuations	0	100	0.0%	0.8%	0.9%	0.9%
% of Patients satisfied with the dentistry they have received	0	0	N/A	94.2%	93.5%	93.3%
% of Patients satisfied with the time they had to wait for an appointment	0	0	N/A	87.2%	89.1%	88.9%

\* This is based on patients treated on this contract for their most recent course of treatment. Figures in italics indicate the base number of FP17s or Patient Questionnaire responses are less than 100. N/A is shown where the base number of responses is less than 10 during the period. % is calculated as Quantity/Base number\*100



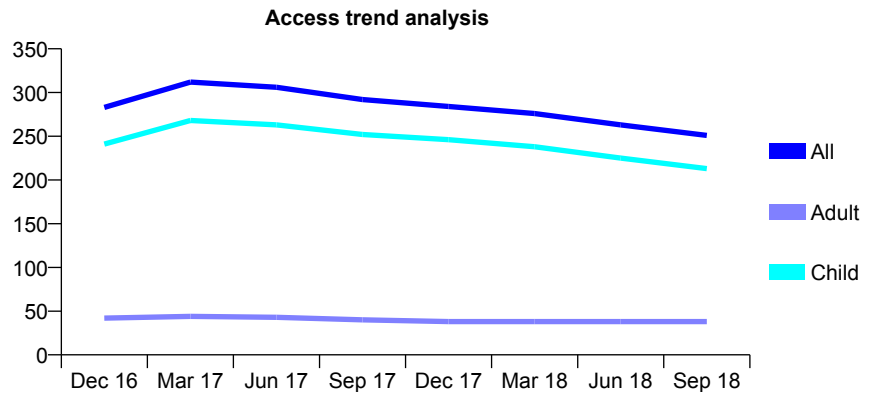
## Q58 - Vital Signs At a Glance Contract Report for 638439/0001 - September 2018

Name or company name	MR B MILIJIC
Contract type name	GDS Contract
Purpose of contract	General
Contract start date	01/04/2006
Contract end date	

18/19 Contracted general activity (UDA)	710
Carry forward general activity (UDA)	0
18/19 Contracted orthodontic activity (UOA)	0
Carry forward orthodontic activity (UOA)	0
Baseline contract value	£18,164.38

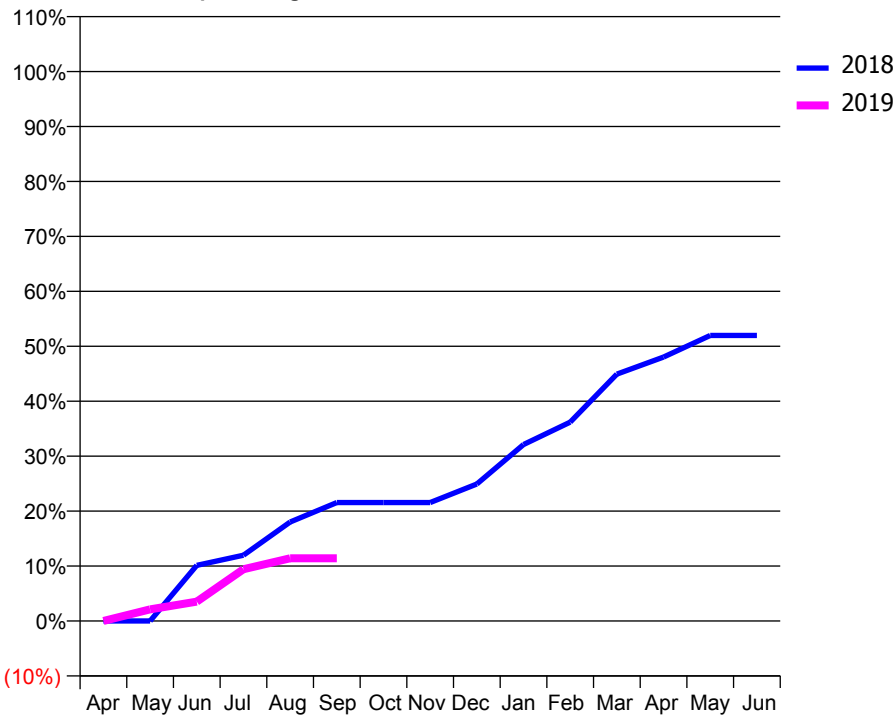
### ACCESS\*

Patients seen in 24 months	Total	Change since previous quarter
Quarter ending September 2017	292	
Quarter ending December 2017	284	↓
Quarter ending March 2018	276	↓
Quarter ending June 2018	263	↓
Quarter ending September 2018	251	↓
<b>Variance since September 2017</b>	<b>(14.0%)</b>	<b>↓</b>



### ACTIVITY

Cumulative percentage of contracted UDA delivered 2018 & 2019



Month	Adjusted Scheduled Activity (UDA)	
	2018	2019
April	0	0
May	0	15
June	72	25
July	85	67
August	128	81
September	153	81
October	153	
November	153	
December	177	
January	228	
February	257	
March	319	
April	341	
May	369	
June	369	

### QUALITY

	Quantity	Base Number	Contract	AT	Region	England
% of FP17s for the same patient ID Re-attending within 3 months - Children	9	89	10.1%	10.7%	11.4%	11.6%
% of FP17s for the same patient ID Re-attending within 3 months - Adults	0	5	0.0%	14.5%	15.0%	15.5%
% of FP17s for the same patient ID Re-attending between 3 & 9 months - Children	30	89	33.7%	58.0%	59.9%	58.8%
% of FP17s for the same patient ID Re-attending between 3 & 9 months - Adults	3	5	60.0%	48.8%	52.0%	51.1%
% of FP17s for Band 1 Urgent Courses	0	65	0.0%	8.7%	8.0%	9.0%
% of FP17s Relating to Free Repair or Replacements	0	65	0.0%	0.7%	0.8%	0.8%
% of FP17s Relating to Continuations	0	65	0.0%	0.8%	0.9%	0.9%
% of Patients satisfied with the dentistry they have received	1	1	N/A	94.2%	93.5%	93.3%
% of Patients satisfied with the time they had to wait for an appointment	1	1	N/A	87.2%	89.1%	88.9%

\* This is based on patients treated on this contract for their most recent course of treatment. Figures in italics indicate the base number of FP17s or Patient Questionnaire responses are less than 100. N/A is shown where the base number of responses is less than 10 during the period. % is calculated as Quantity/Base number\*100

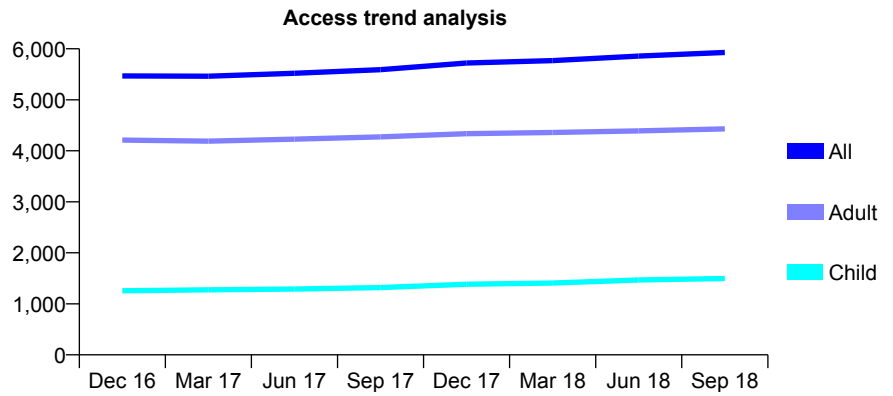
## Q58 - Vital Signs At a Glance Contract Report for 643920/0001 - September 2018

Name or company name	MISS TA HAKIMJI
Contract type name	GDS Contract
Purpose of contract	General
Contract start date	01/03/2012
Contract end date	

18/19 Contracted general activity (UDA)	18,255
Carry forward general activity (UDA)	0
18/19 Contracted orthodontic activity (UOA)	0
Carry forward orthodontic activity (UOA)	0
Baseline contract value	£416,266.22

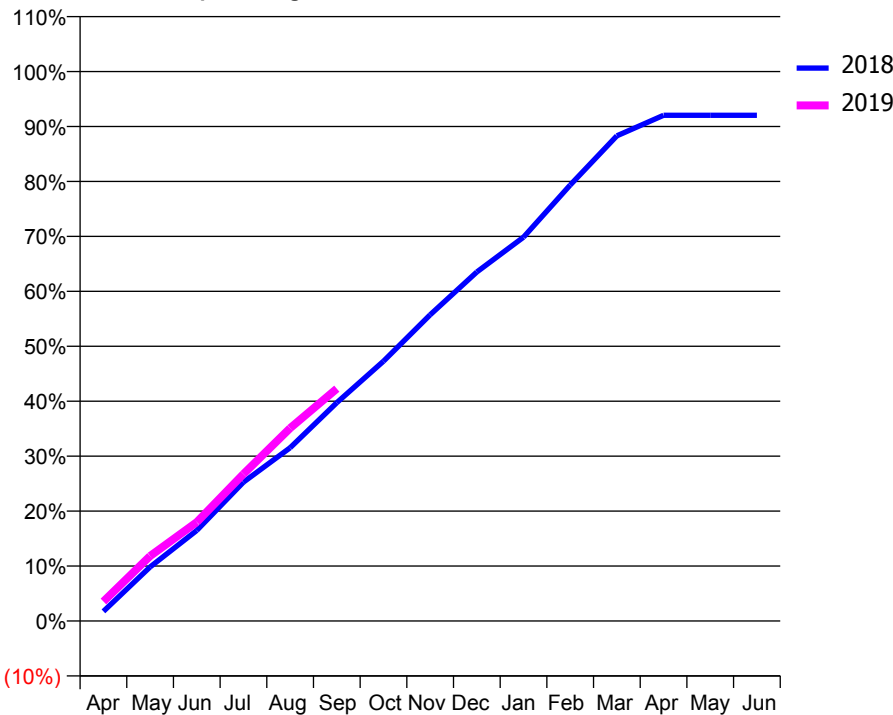
### ACCESS\*

Patients seen in 24 months	Total	Change since previous quarter
Quarter ending September 2017	5,592	
Quarter ending December 2017	5,721	↑
Quarter ending March 2018	5,769	→
Quarter ending June 2018	5,858	→
Quarter ending September 2018	5,927	→
<b>Variance since September 2017</b>	<b>6.0%</b>	<b>↑</b>



### ACTIVITY

Cumulative percentage of contracted UDA delivered 2018 & 2019



Month	Adjusted Scheduled Activity (UDA)	
	2018	2019
April	323	651
May	1,798	2,161
June	3,008	3,284
July	4,615	4,883
August	5,756	6,408
September	7,256	7,717
October	8,632	
November	10,172	
December	11,595	
January	12,752	
February	14,484	
March	16,120	
April	16,800	
May	16,800	
June	16,799	

### QUALITY

	Quantity	Base Number	Contract	AT	Region	England
% of FP17s for the same patient ID Re-attending within 3 months - Children	138	1,376	10.0%	10.7%	11.4%	11.6%
% of FP17s for the same patient ID Re-attending within 3 months - Adults	354	3,368	10.5%	14.5%	15.0%	15.5%
% of FP17s for the same patient ID Re-attending between 3 & 9 months - Children	910	1,376	66.1%	58.0%	59.9%	58.8%
% of FP17s for the same patient ID Re-attending between 3 & 9 months - Adults	2,227	3,368	66.1%	48.8%	52.0%	51.1%
% of FP17s for Band 1 Urgent Courses	255	4,412	5.8%	8.7%	8.0%	9.0%
% of FP17s Relating to Free Repair or Replacements	12	4,412	0.3%	0.7%	0.8%	0.8%
% of FP17s Relating to Continuations	36	4,412	0.8%	0.8%	0.9%	0.9%
% of Patients satisfied with the dentistry they have received	1	2	N/A	94.2%	93.5%	93.3%
% of Patients satisfied with the time they had to wait for an appointment	1	2	N/A	87.2%	89.1%	88.9%

\* This is based on patients treated on this contract for their most recent course of treatment. Figures in italics indicate the base number of FP17s or Patient Questionnaire responses are less than 100. N/A is shown where the base number of responses is less than 10 during the period. % is calculated as Quantity/Base number\*100

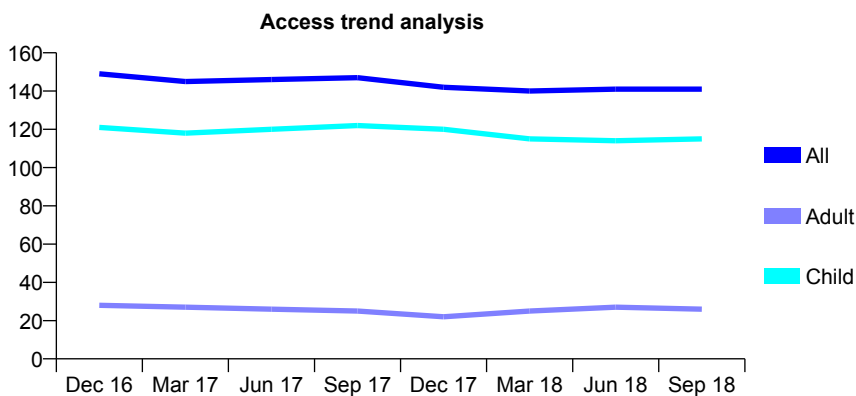
## Q58 - Vital Signs At a Glance Contract Report for 649481/0001 - September 2018

Name or company name	MISS M DYTHAM
Contract type name	GDS Contract
Purpose of contract	General
Contract start date	01/04/2006
Contract end date	

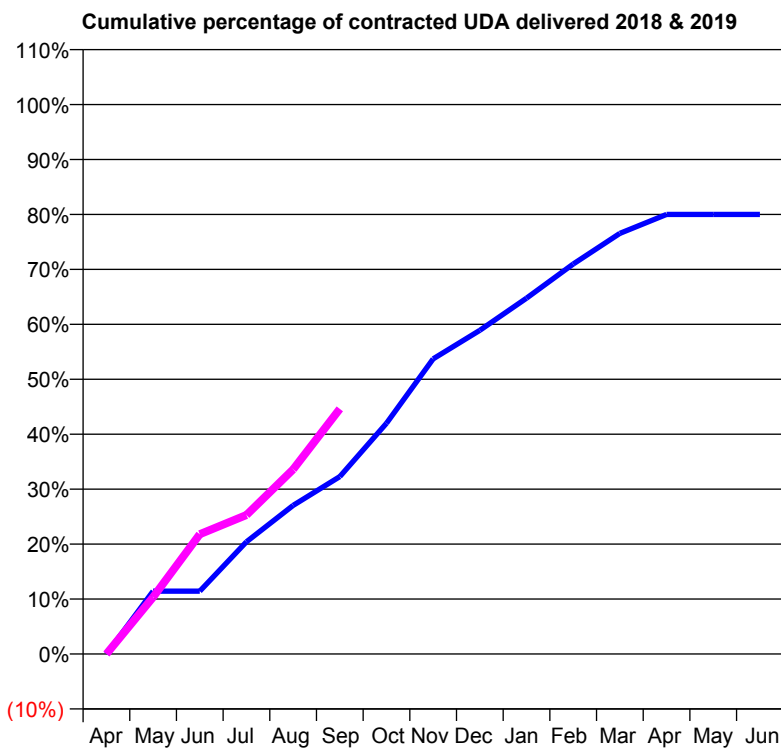
18/19 Contracted general activity (UDA)	290
Carry forward general activity (UDA)	0
18/19 Contracted orthodontic activity (UOA)	0
Carry forward orthodontic activity (UOA)	0
Baseline contract value	£6,443.08

### ACCESS\*

Patients seen in 24 months	Total	Change since previous quarter
Quarter ending September 2017	147	
Quarter ending December 2017	142	↓
Quarter ending March 2018	140	↓
Quarter ending June 2018	141	→
Quarter ending September 2018	141	→
<b>Variance since September 2017</b>	<b>(4.1%)</b>	<b>↓</b>



### ACTIVITY



Month	Adjusted Scheduled Activity (UDA)	
	2018	2019
April	0	0
May	33	30
June	33	63
July	59	73
August	78	97
September	94	129
October	122	
November	156	
December	171	
January	188	
February	206	
March	222	
April	232	
May	232	
June	232	

### QUALITY

	Quantity	Base Number	Contract	AT	Region	England
% of FP17s for the same patient ID Re-attending within 3 months - Children	2	100	2.0%	10.7%	11.4%	11.6%
% of FP17s for the same patient ID Re-attending within 3 months - Adults	0	7	0.0%	14.5%	15.0%	15.5%
% of FP17s for the same patient ID Re-attending between 3 & 9 months - Children	75	100	75.0%	58.0%	59.9%	58.8%
% of FP17s for the same patient ID Re-attending between 3 & 9 months - Adults	5	7	71.4%	48.8%	52.0%	51.1%
% of FP17s for Band 1 Urgent Courses	2	100	2.0%	8.7%	8.0%	9.0%
% of FP17s Relating to Free Repair or Replacements	0	100	0.0%	0.7%	0.8%	0.8%
% of FP17s Relating to Continuations	0	100	0.0%	0.8%	0.9%	0.9%
% of Patients satisfied with the dentistry they have received	0	0	N/A	94.2%	93.5%	93.3%
% of Patients satisfied with the time they had to wait for an appointment	0	0	N/A	87.2%	89.1%	88.9%

\* This is based on patients treated on this contract for their most recent course of treatment. Figures in italics indicate the base number of FP17s or Patient Questionnaire responses are less than 100. N/A is shown where the base number of responses is less than 10 during the period. % is calculated as Quantity/Base number\*100

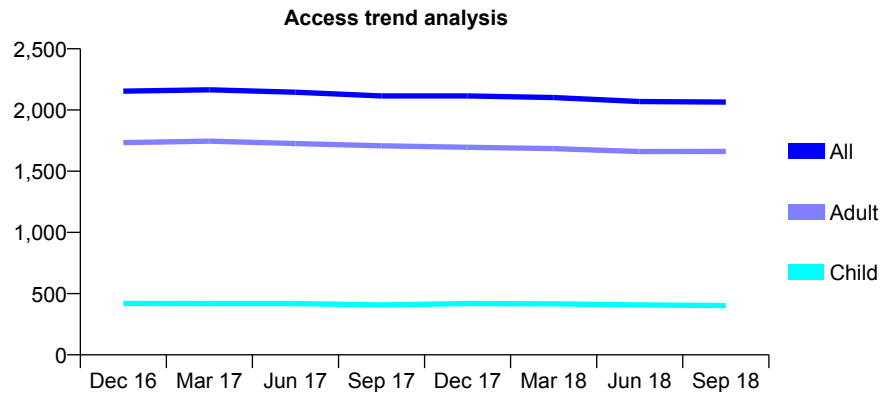
## Q58 - Vital Signs At a Glance Contract Report for 650692/0001 - September 2018

Name or company name	MR AE DEITSCH
Contract type name	GDS Contract
Purpose of contract	General
Contract start date	01/04/2006
Contract end date	

18/19 Contracted general activity (UDA)	6,885
Carry forward general activity (UDA)	0
18/19 Contracted orthodontic activity (UOA)	0
Carry forward orthodontic activity (UOA)	0
Baseline contract value	£173,405.50

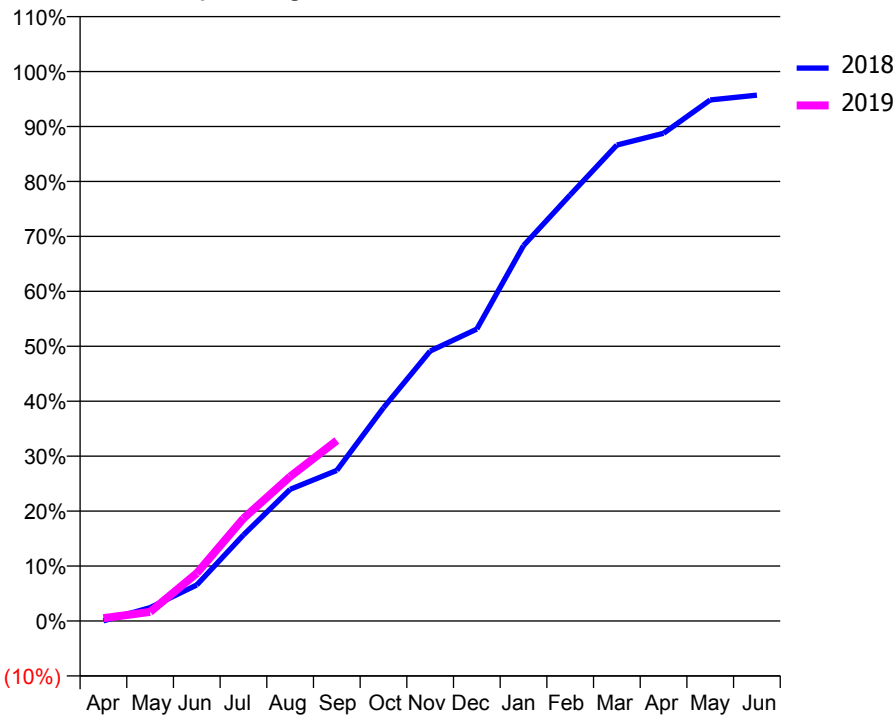
### ACCESS\*

Patients seen in 24 months	Total	Change since previous quarter
Quarter ending September 2017	2,115	
Quarter ending December 2017	2,115	→
Quarter ending March 2018	2,102	→
Quarter ending June 2018	2,069	↓
Quarter ending September 2018	2,065	→
<b>Variance since September 2017</b>	<b>(2.4%)</b>	<b>↓</b>



### ACTIVITY

Cumulative percentage of contracted UDA delivered 2018 & 2019



Month	Adjusted Scheduled Activity (UDA)	
	2018	2019
April	3	36
May	168	114
June	452	599
July	1,079	1,286
August	1,650	1,811
September	1,887	2,262
October	2,672	
November	3,382	
December	3,658	
January	4,705	
February	5,338	
March	5,964	
April	6,112	
May	6,528	
June	6,589	

### QUALITY

	Quantity	Base Number	Contract	AT	Region	England
% of FP17s for the same patient ID Re-attending within 3 months - Children	29	247	11.7%	10.7%	11.4%	11.6%
% of FP17s for the same patient ID Re-attending within 3 months - Adults	227	1,072	21.2%	14.5%	15.0%	15.5%
% of FP17s for the same patient ID Re-attending between 3 & 9 months - Children	122	247	49.4%	58.0%	59.9%	58.8%
% of FP17s for the same patient ID Re-attending between 3 & 9 months - Adults	473	1,072	44.1%	48.8%	52.0%	51.1%
% of FP17s for Band 1 Urgent Courses	109	1,008	10.8%	8.7%	8.0%	9.0%
% of FP17s Relating to Free Repair or Replacements	15	1,008	1.5%	0.7%	0.8%	0.8%
% of FP17s Relating to Continuations	20	1,008	2.0%	0.8%	0.9%	0.9%
% of Patients satisfied with the dentistry they have received	0	0	N/A	94.2%	93.5%	93.3%
% of Patients satisfied with the time they had to wait for an appointment	0	0	N/A	87.2%	89.1%	88.9%

\* This is based on patients treated on this contract for their most recent course of treatment. Figures in italics indicate the base number of FP17s or Patient Questionnaire responses are less than 100. N/A is shown where the base number of responses is less than 10 during the period. % is calculated as Quantity/Base number\*100

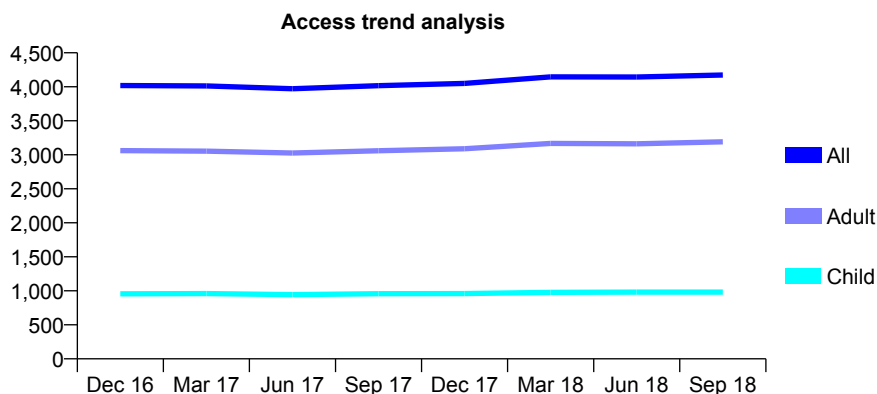
## Q58 - Vital Signs At a Glance Contract Report for 657050/0001 - September 2018

Name or company name	MR ME FRIEDMANN
Contract type name	GDS Contract
Purpose of contract	General
Contract start date	01/04/2006
Contract end date	

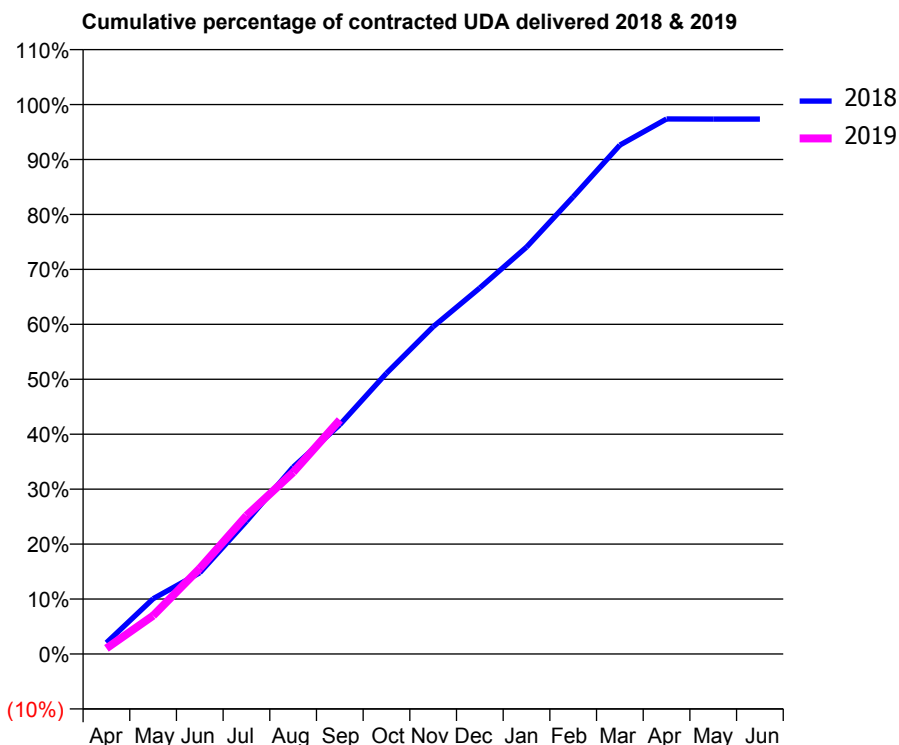
18/19 Contracted general activity (UDA)	11,624
Carry forward general activity (UDA)	308
18/19 Contracted orthodontic activity (UOA)	0
Carry forward orthodontic activity (UOA)	0
Baseline contract value	£282,995.80

### ACCESS\*

Patients seen in 24 months	Total	Change since previous quarter
Quarter ending September 2017	4,017	
Quarter ending December 2017	4,050	→
Quarter ending March 2018	4,146	↑
Quarter ending June 2018	4,144	→
Quarter ending September 2018	4,173	→
<b>Variance since September 2017</b>	<b>3.9%</b>	<b>↑</b>



### ACTIVITY



Month	Adjusted Scheduled Activity (UDA)	
	2018	2019
April	238	119
May	1,170	811
June	1,719	1,813
July	2,808	2,926
August	3,953	3,844
September	4,851	4,952
October	5,940	
November	6,924	
December	7,743	
January	8,608	
February	9,671	
March	10,765	
April	11,318	
May	11,316	
June	11,316	

### QUALITY

	Quantity	Base Number	Contract	AT	Region	England
% of FP17s for the same patient ID Re-attending within 3 months - Children	86	813	10.6%	10.7%	11.4%	11.6%
% of FP17s for the same patient ID Re-attending within 3 months - Adults	356	2,530	14.1%	14.5%	15.0%	15.5%
% of FP17s for the same patient ID Re-attending between 3 & 9 months - Children	482	813	59.3%	58.0%	59.9%	58.8%
% of FP17s for the same patient ID Re-attending between 3 & 9 months - Adults	1,581	2,530	62.5%	48.8%	52.0%	51.1%
% of FP17s for Band 1 Urgent Courses	343	3,057	11.2%	8.7%	8.0%	9.0%
% of FP17s Relating to Free Repair or Replacements	36	3,057	1.2%	0.7%	0.8%	0.8%
% of FP17s Relating to Continuations	15	3,057	0.5%	0.8%	0.9%	0.9%
% of Patients satisfied with the dentistry they have received	3	3	N/A	94.2%	93.5%	93.3%
% of Patients satisfied with the time they had to wait for an appointment	2	3	N/A	87.2%	89.1%	88.9%

\* This is based on patients treated on this contract for their most recent course of treatment. Figures in italics indicate the base number of FP17s or Patient Questionnaire responses are less than 100. N/A is shown where the base number of responses is less than 10 during the period. % is calculated as Quantity/Base number\*100

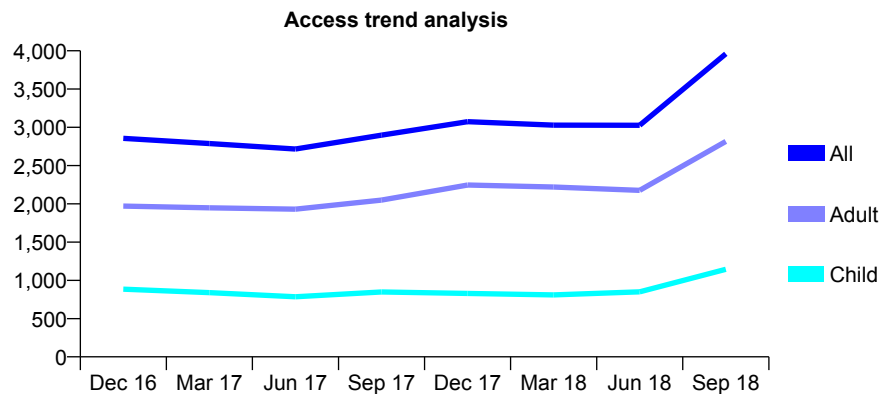
## Q58 - Vital Signs At a Glance Contract Report for 658189/0002 - September 2018

Name or company name	Broughton Dental Practice
Contract type name	GDS Contract
Purpose of contract	General
Contract start date	01/04/2007
Contract end date	

18/19 Contracted general activity (UDA)	13,686
Carry forward general activity (UDA)	0
18/19 Contracted orthodontic activity (UOA)	0
Carry forward orthodontic activity (UOA)	0
Baseline contract value	£302,506.43

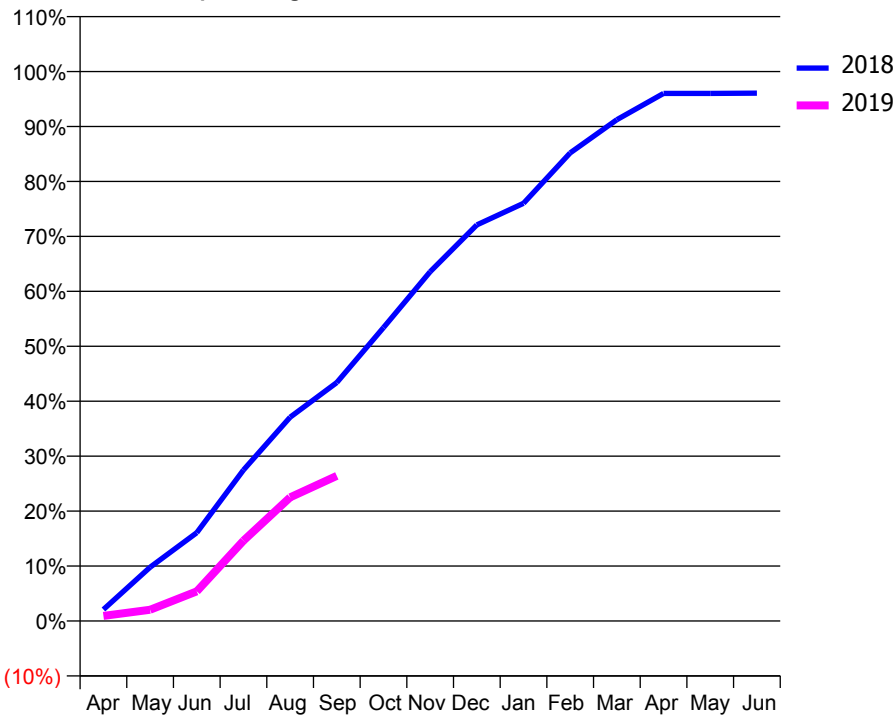
### ACCESS\*

Patients seen in 24 months	Total	Change since previous quarter
Quarter ending September 2017	2,897	
Quarter ending December 2017	3,073	↑
Quarter ending March 2018	3,028	↓
Quarter ending June 2018	3,026	→
Quarter ending September 2018	3,961	↑
<b>Variance since September 2017</b>	<b>36.7%</b>	<b>↑</b>



### ACTIVITY

Cumulative percentage of contracted UDA delivered 2018 & 2019



Month	Adjusted Scheduled Activity (UDA)	
	2018	2019
April	165	126
May	773	280
June	1,267	738
July	2,167	2,001
August	2,924	3,079
September	3,422	3,616
October	4,209	
November	5,012	
December	5,682	
January	5,992	
February	6,715	
March	7,191	
April	7,569	
May	7,569	
June	7,572	

### QUALITY

	Quantity	Base Number	Contract	AT	Region	England
% of FP17s for the same patient ID Re-attending within 3 months - Children	29	818	3.5%	10.7%	11.4%	11.6%
% of FP17s for the same patient ID Re-attending within 3 months - Adults	190	1,830	10.4%	14.5%	15.0%	15.5%
% of FP17s for the same patient ID Re-attending between 3 & 9 months - Children	223	818	27.3%	58.0%	59.9%	58.8%
% of FP17s for the same patient ID Re-attending between 3 & 9 months - Adults	627	1,830	34.3%	48.8%	52.0%	51.1%
% of FP17s for Band 1 Urgent Courses	192	2,435	7.9%	8.7%	8.0%	9.0%
% of FP17s Relating to Free Repair or Replacements	20	2,435	0.8%	0.7%	0.8%	0.8%
% of FP17s Relating to Continuations	6	2,435	0.2%	0.8%	0.9%	0.9%
% of Patients satisfied with the dentistry they have received	0	0	N/A	94.2%	93.5%	93.3%
% of Patients satisfied with the time they had to wait for an appointment	0	0	N/A	87.2%	89.1%	88.9%

\* This is based on patients treated on this contract for their most recent course of treatment. Figures in italics indicate the base number of FP17s or Patient Questionnaire responses are less than 100. N/A is shown where the base number of responses is less than 10 during the period. % is calculated as Quantity/Base number\*100

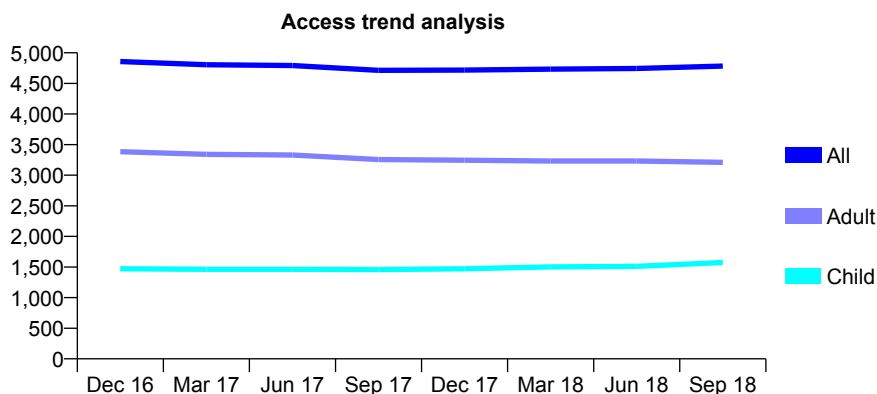
## Q58 - Vital Signs At a Glance Contract Report for 658332/0001 - September 2018

Name or company name	MR SN PATEL
Contract type name	GDS Contract
Purpose of contract	General
Contract start date	01/04/2006
Contract end date	

18/19 Contracted general activity (UDA)	13,020
Carry forward general activity (UDA)	-4
18/19 Contracted orthodontic activity (UOA)	0
Carry forward orthodontic activity (UOA)	0
Baseline contract value	£389,057.95

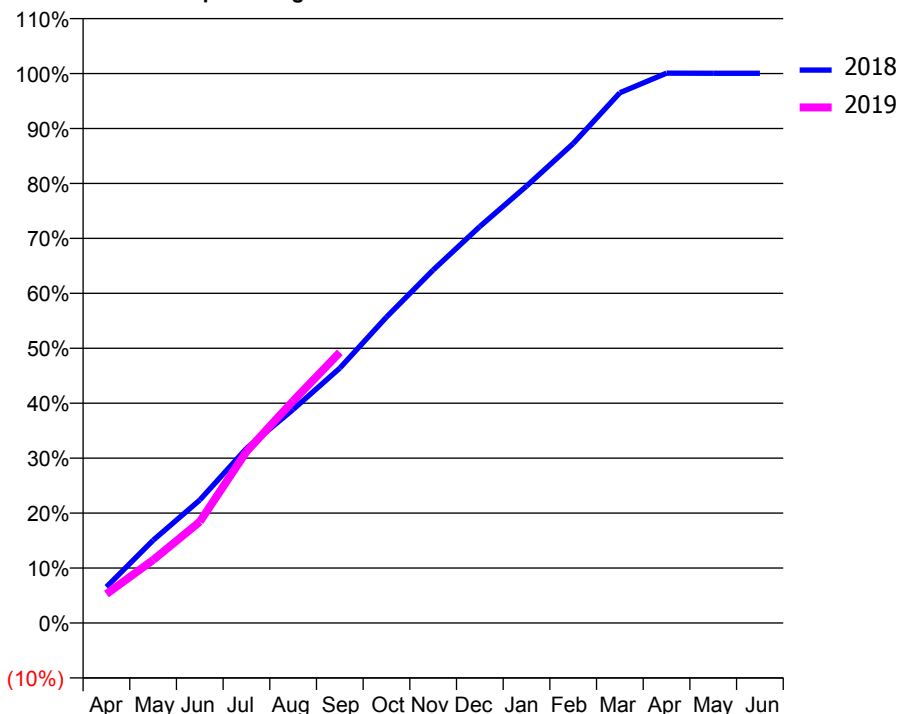
### ACCESS\*

Patients seen in 24 months	Total	Change since previous quarter
Quarter ending September 2017	4,713	
Quarter ending December 2017	4,718	→
Quarter ending March 2018	4,734	→
Quarter ending June 2018	4,743	→
Quarter ending September 2018	4,784	→
<b>Variance since September 2017</b>	<b>1.5%</b>	<b>→</b>



### ACTIVITY

Cumulative percentage of contracted UDA delivered 2018 & 2019



Month	Adjusted Scheduled Activity (UDA)	
	2018	2019
April	854	688
May	1,961	1,493
June	2,916	2,399
July	4,139	4,061
August	5,059	5,262
September	6,039	6,412
October	7,250	
November	8,365	
December	9,394	
January	10,352	
February	11,361	
March	12,562	
April	13,029	
May	13,026	
June	13,024	

### QUALITY

	Quantity	Base Number	Contract	AT	Region	England
% of FP17s for the same patient ID Re-attending within 3 months - Children	90	1,159	7.8%	10.7%	11.4%	11.6%
% of FP17s for the same patient ID Re-attending within 3 months - Adults	307	2,095	14.7%	14.5%	15.0%	15.5%
% of FP17s for the same patient ID Re-attending between 3 & 9 months - Children	568	1,159	49.0%	58.0%	59.9%	58.8%
% of FP17s for the same patient ID Re-attending between 3 & 9 months - Adults	994	2,095	47.4%	48.8%	52.0%	51.1%
% of FP17s for Band 1 Urgent Courses	306	3,032	10.1%	8.7%	8.0%	9.0%
% of FP17s Relating to Free Repair or Replacements	15	3,032	0.5%	0.7%	0.8%	0.8%
% of FP17s Relating to Continuations	8	3,032	0.3%	0.8%	0.9%	0.9%
% of Patients satisfied with the dentistry they have received	2	2	N/A	94.2%	93.5%	93.3%
% of Patients satisfied with the time they had to wait for an appointment	1	2	N/A	87.2%	89.1%	88.9%

\* This is based on patients treated on this contract for their most recent course of treatment. Figures in italics indicate the base number of FP17s or Patient Questionnaire responses are less than 100. N/A is shown where the base number of responses is less than 10 during the period. % is calculated as Quantity/Base number\*100

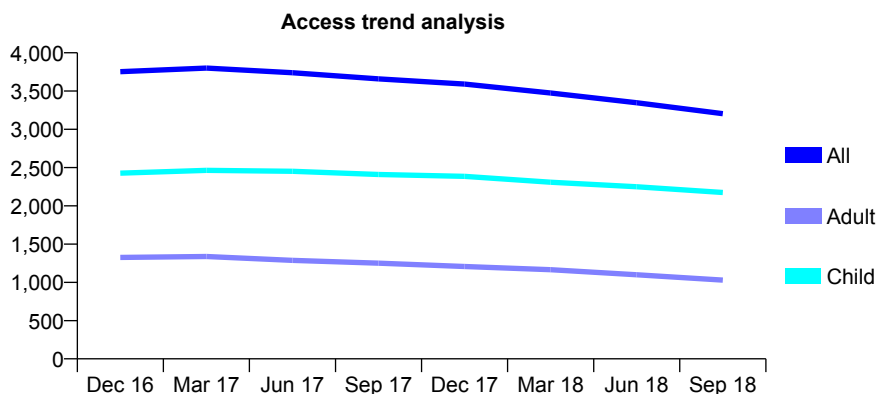
## Q58 - Vital Signs At a Glance Contract Report for 660035/0001 - September 2018

Name or company name	MISS PE DESMOND
Contract type name	GDS Contract
Purpose of contract	General
Contract start date	01/04/2006
Contract end date	

18/19 Contracted general activity (UDA)	9,000
Carry forward general activity (UDA)	0
18/19 Contracted orthodontic activity (UOA)	0
Carry forward orthodontic activity (UOA)	0
Baseline contract value	£227,690.58

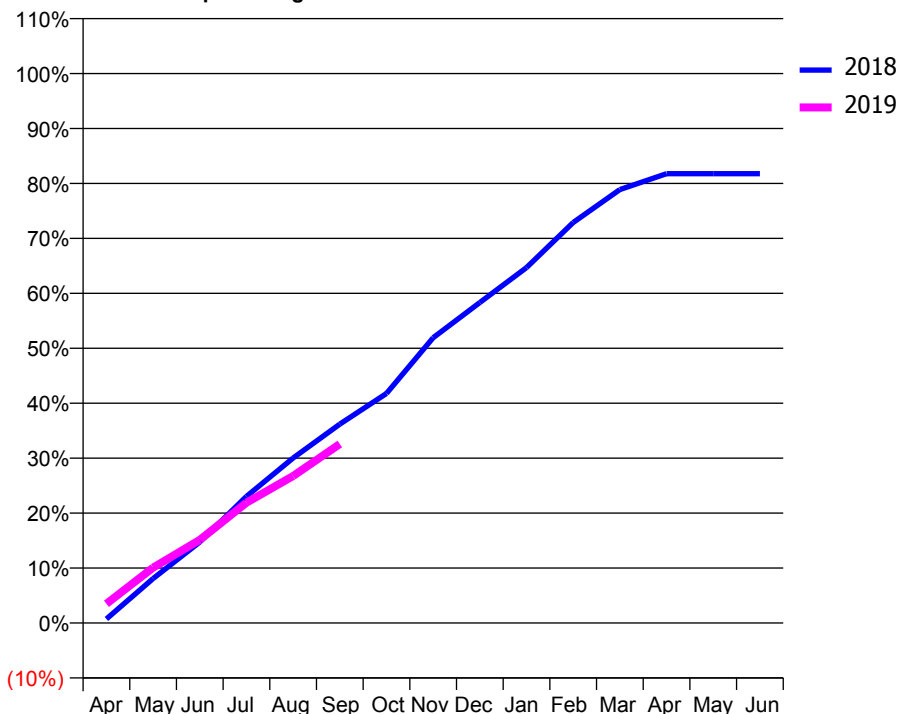
### ACCESS\*

Patients seen in 24 months	Total	Change since previous quarter
Quarter ending September 2017	3,659	
Quarter ending December 2017	3,592	↓
Quarter ending March 2018	3,474	↓
Quarter ending June 2018	3,348	↓
Quarter ending September 2018	3,204	↓
<b>Variance since September 2017</b>	<b>(12.4%)</b>	<b>↓</b>



### ACTIVITY

Cumulative percentage of contracted UDA delivered 2018 & 2019



Month	Adjusted Scheduled Activity (UDA)	
	2018	2019
April	66	317
May	729	907
June	1,327	1,363
July	2,074	1,971
August	2,704	2,407
September	3,257	2,932
October	3,760	
November	4,673	
December	5,250	
January	5,821	
February	6,559	
March	7,100	
April	7,358	
May	7,358	
June	7,358	

### QUALITY

	Quantity	Base Number	Contract	AT	Region	England
% of FP17s for the same patient ID Re-attending within 3 months - Children	76	1,451	5.2%	10.7%	11.4%	11.6%
% of FP17s for the same patient ID Re-attending within 3 months - Adults	116	552	21.0%	14.5%	15.0%	15.5%
% of FP17s for the same patient ID Re-attending between 3 & 9 months - Children	882	1,451	60.8%	58.0%	59.9%	58.8%
% of FP17s for the same patient ID Re-attending between 3 & 9 months - Adults	313	552	56.7%	48.8%	52.0%	51.1%
% of FP17s for Band 1 Urgent Courses	62	1,832	3.4%	8.7%	8.0%	9.0%
% of FP17s Relating to Free Repair or Replacements	0	1,832	0.0%	0.7%	0.8%	0.8%
% of FP17s Relating to Continuations	43	1,832	2.3%	0.8%	0.9%	0.9%
% of Patients satisfied with the dentistry they have received	0	0	N/A	94.2%	93.5%	93.3%
% of Patients satisfied with the time they had to wait for an appointment	0	0	N/A	87.2%	89.1%	88.9%

\* This is based on patients treated on this contract for their most recent course of treatment. Figures in italics indicate the base number of FP17s or Patient Questionnaire responses are less than 100. N/A is shown where the base number of responses is less than 10 during the period. % is calculated as Quantity/Base number\*100



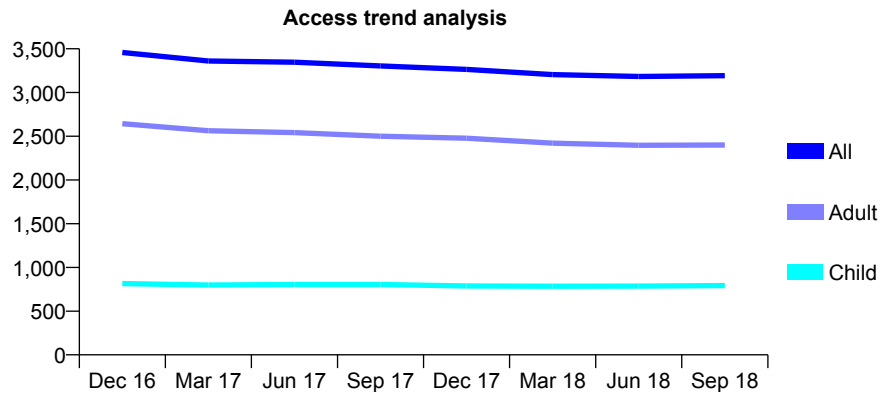
## Q58 - Vital Signs At a Glance Contract Report for 660361/0001 - September 2018

Name or company name	MRS SK RAJANI
Contract type name	GDS Contract
Purpose of contract	General
Contract start date	01/04/2006
Contract end date	

18/19 Contracted general activity (UDA)	11,012
Carry forward general activity (UDA)	-132
18/19 Contracted orthodontic activity (UOA)	0
Carry forward orthodontic activity (UOA)	0
Baseline contract value	£280,991.00

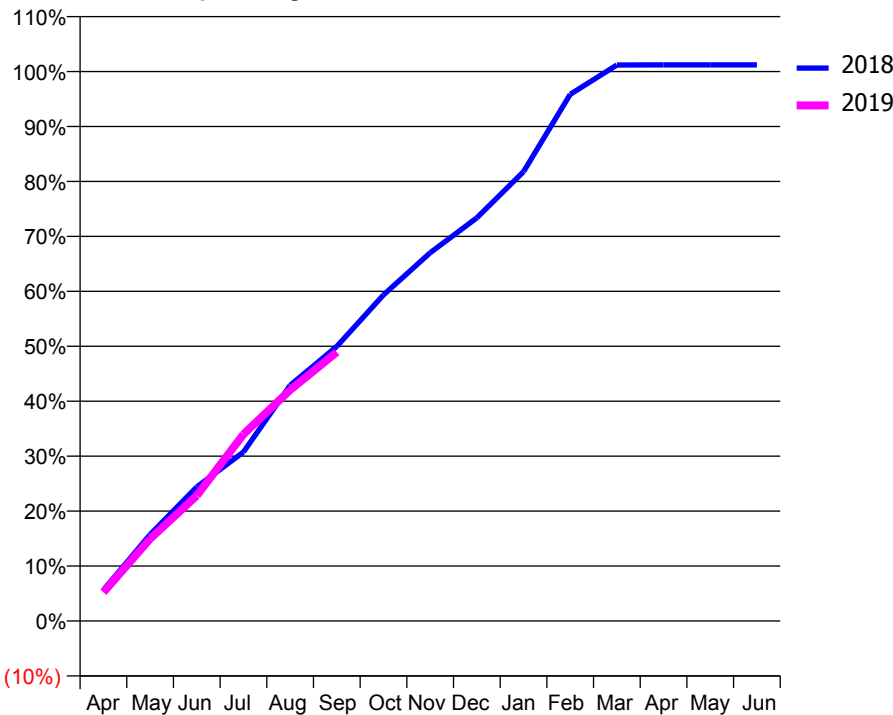
### ACCESS\*

Patients seen in 24 months	Total	Change since previous quarter
Quarter ending September 2017	3,304	
Quarter ending December 2017	3,265	↓
Quarter ending March 2018	3,205	↓
Quarter ending June 2018	3,183	→
Quarter ending September 2018	3,192	→
<b>Variance since September 2017</b>	<b>(3.4%)</b>	<b>↓</b>



### ACTIVITY

Cumulative percentage of contracted UDA delivered 2018 & 2019



Month	Adjusted Scheduled Activity (UDA)	
	2018	2019
April	622	576
May	1,732	1,647
June	2,688	2,514
July	3,386	3,744
August	4,724	4,629
September	5,504	5,389
October	6,535	
November	7,379	
December	8,079	
January	9,003	
February	10,553	
March	11,143	
April	11,145	
May	11,144	
June	11,144	

### QUALITY

	Quantity	Base Number	Contract	AT	Region	England
% of FP17s for the same patient ID Re-attending within 3 months - Children	47	618	7.6%	10.7%	11.4%	11.6%
% of FP17s for the same patient ID Re-attending within 3 months - Adults	210	1,568	13.4%	14.5%	15.0%	15.5%
% of FP17s for the same patient ID Re-attending between 3 & 9 months - Children	314	618	50.8%	58.0%	59.9%	58.8%
% of FP17s for the same patient ID Re-attending between 3 & 9 months - Adults	719	1,568	45.9%	48.8%	52.0%	51.1%
% of FP17s for Band 1 Urgent Courses	175	2,186	8.0%	8.7%	8.0%	9.0%
% of FP17s Relating to Free Repair or Replacements	0	2,186	0.0%	0.7%	0.8%	0.8%
% of FP17s Relating to Continuations	53	2,186	2.4%	0.8%	0.9%	0.9%
% of Patients satisfied with the dentistry they have received	2	2	N/A	94.2%	93.5%	93.3%
% of Patients satisfied with the time they had to wait for an appointment	2	2	N/A	87.2%	89.1%	88.9%

\* This is based on patients treated on this contract for their most recent course of treatment. Figures in italics indicate the base number of FP17s or Patient Questionnaire responses are less than 100. N/A is shown where the base number of responses is less than 10 during the period. % is calculated as Quantity/Base number\*100

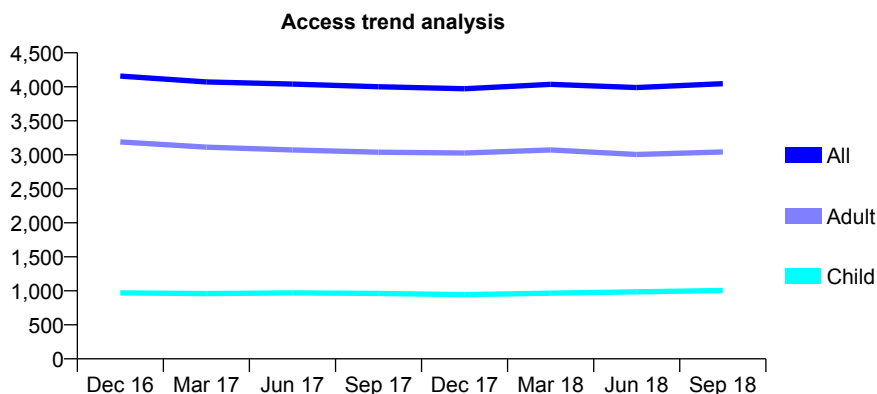
## Q58 - Vital Signs At a Glance Contract Report for 673110/0001 - September 2018

Name or company name	MR MH BALKHI
Contract type name	GDS Contract
Purpose of contract	General
Contract start date	01/04/2006
Contract end date	

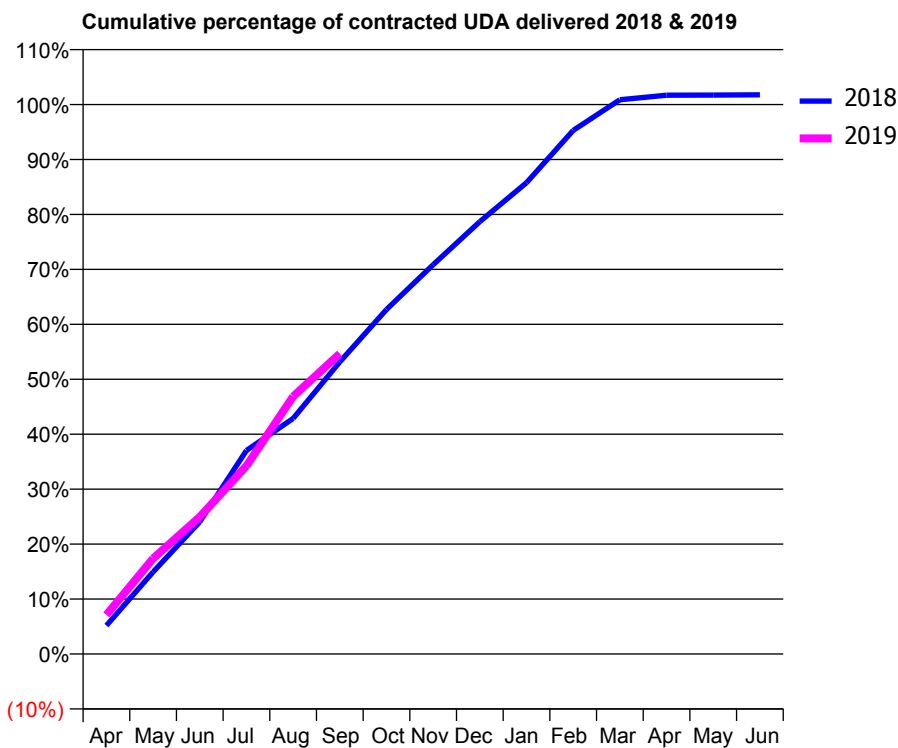
18/19 Contracted general activity (UDA)	8,940
Carry forward general activity (UDA)	-157
18/19 Contracted orthodontic activity (UOA)	0
Carry forward orthodontic activity (UOA)	0
Baseline contract value	£222,979.75

### ACCESS\*

Patients seen in 24 months	Total	Change since previous quarter
Quarter ending September 2017	4,000	
Quarter ending December 2017	3,971	→
Quarter ending March 2018	4,037	→
Quarter ending June 2018	3,989	↓
Quarter ending September 2018	4,047	→
<b>Variance since September 2017</b>	<b>1.2%</b>	<b>→</b>



### ACTIVITY



Month	Adjusted Scheduled Activity (UDA)	
	2018	2019
April	463	636
May	1,335	1,554
June	2,152	2,231
July	3,311	3,060
August	3,832	4,190
September	4,753	4,888
October	5,605	
November	6,334	
December	7,034	
January	7,667	
February	8,519	
March	9,017	
April	9,092	
May	9,093	
June	9,098	

### QUALITY

	Quantity	Base Number	Contract	AT	Region	England
% of FP17s for the same patient ID Re-attending within 3 months - Children	18	767	2.3%	10.7%	11.4%	11.6%
% of FP17s for the same patient ID Re-attending within 3 months - Adults	115	1,977	5.8%	14.5%	15.0%	15.5%
% of FP17s for the same patient ID Re-attending between 3 & 9 months - Children	462	767	60.2%	58.0%	59.9%	58.8%
% of FP17s for the same patient ID Re-attending between 3 & 9 months - Adults	1,064	1,977	53.8%	48.8%	52.0%	51.1%
% of FP17s for Band 1 Urgent Courses	74	2,702	2.7%	8.7%	8.0%	9.0%
% of FP17s Relating to Free Repair or Replacements	7	2,702	0.3%	0.7%	0.8%	0.8%
% of FP17s Relating to Continuations	1	2,702	0.0%	0.8%	0.9%	0.9%
% of Patients satisfied with the dentistry they have received	1	1	N/A	94.2%	93.5%	93.3%
% of Patients satisfied with the time they had to wait for an appointment	1	1	N/A	87.2%	89.1%	88.9%

\* This is based on patients treated on this contract for their most recent course of treatment. Figures in italics indicate the base number of FP17s or Patient Questionnaire responses are less than 100. N/A is shown where the base number of responses is less than 10 during the period. % is calculated as Quantity/Base number\*100

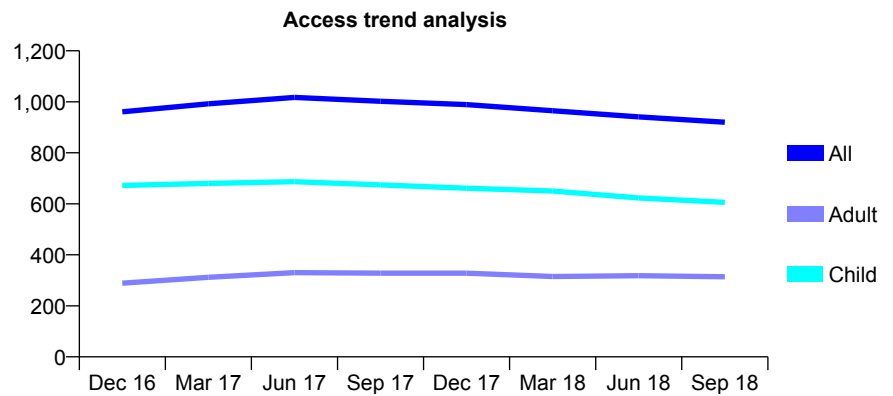
## Q58 - Vital Signs At a Glance Contract Report for 674052/0001 - September 2018

Name or company name	MR RL JONES
Contract type name	GDS Contract
Purpose of contract	General
Contract start date	13/07/2015
Contract end date	

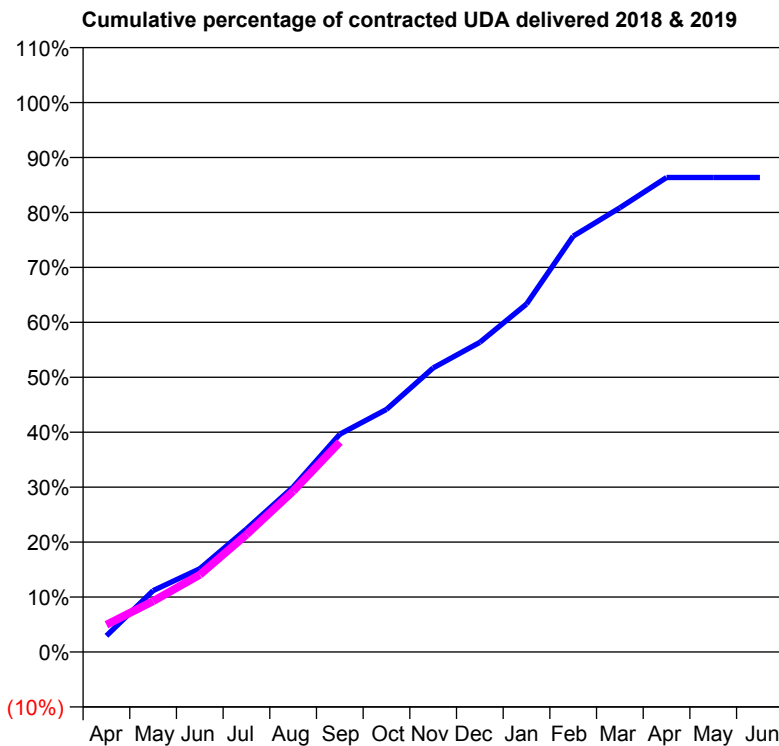
18/19 Contracted general activity (UDA)	1,936
Carry forward general activity (UDA)	0
18/19 Contracted orthodontic activity (UOA)	0
Carry forward orthodontic activity (UOA)	0
Baseline contract value	£45,964.27

### ACCESS\*

Patients seen in 24 months	Total	Change since previous quarter
Quarter ending September 2017	1,002	
Quarter ending December 2017	989	↓
Quarter ending March 2018	965	↓
Quarter ending June 2018	941	↓
Quarter ending September 2018	920	↓
<b>Variance since September 2017</b>	<b>(8.2%)</b>	<b>↓</b>



### ACTIVITY



Adjusted Scheduled Activity (UDA)		
Month	2018	2019
April	57	96
May	216	179
June	293	272
July	433	414
August	581	567
September	767	740
October	855	
November	1,001	
December	1,091	
January	1,226	
February	1,465	
March	1,565	
April	1,672	
May	1,672	
June	1,672	

### QUALITY

	Quantity	Base Number	Contract	AT	Region	England
% of FP17s for the same patient ID Re-attending within 3 months - Children	26	421	6.2%	10.7%	11.4%	11.6%
% of FP17s for the same patient ID Re-attending within 3 months - Adults	9	170	5.3%	14.5%	15.0%	15.5%
% of FP17s for the same patient ID Re-attending between 3 & 9 months - Children	245	421	58.2%	58.0%	59.9%	58.8%
% of FP17s for the same patient ID Re-attending between 3 & 9 months - Adults	79	170	46.5%	48.8%	52.0%	51.1%
% of FP17s for Band 1 Urgent Courses	3	541	0.6%	8.7%	8.0%	9.0%
% of FP17s Relating to Free Repair or Replacements	0	541	0.0%	0.7%	0.8%	0.8%
% of FP17s Relating to Continuations	3	541	0.6%	0.8%	0.9%	0.9%
% of Patients satisfied with the dentistry they have received	0	0	N/A	94.2%	93.5%	93.3%
% of Patients satisfied with the time they had to wait for an appointment	0	0	N/A	87.2%	89.1%	88.9%

\* This is based on patients treated on this contract for their most recent course of treatment. Figures in italics indicate the base number of FP17s or Patient Questionnaire responses are less than 100. N/A is shown where the base number of responses is less than 10 during the period. % is calculated as Quantity/Base number\*100

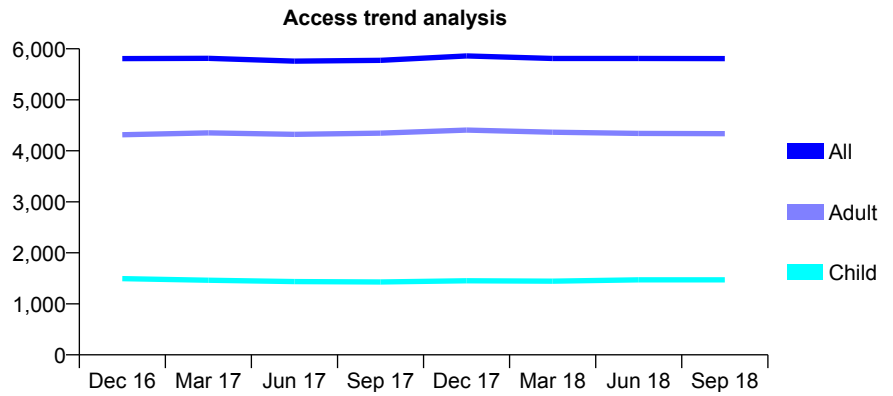
## Q58 - Vital Signs At a Glance Contract Report for 674079/0002 - September 2018

Name or company name	MR R KHAN
Contract type name	GDS Contract
Purpose of contract	General
Contract start date	01/06/2009
Contract end date	

18/19 Contracted general activity (UDA)	17,558
Carry forward general activity (UDA)	0
18/19 Contracted orthodontic activity (UOA)	0
Carry forward orthodontic activity (UOA)	0
Baseline contract value	£465,661.31

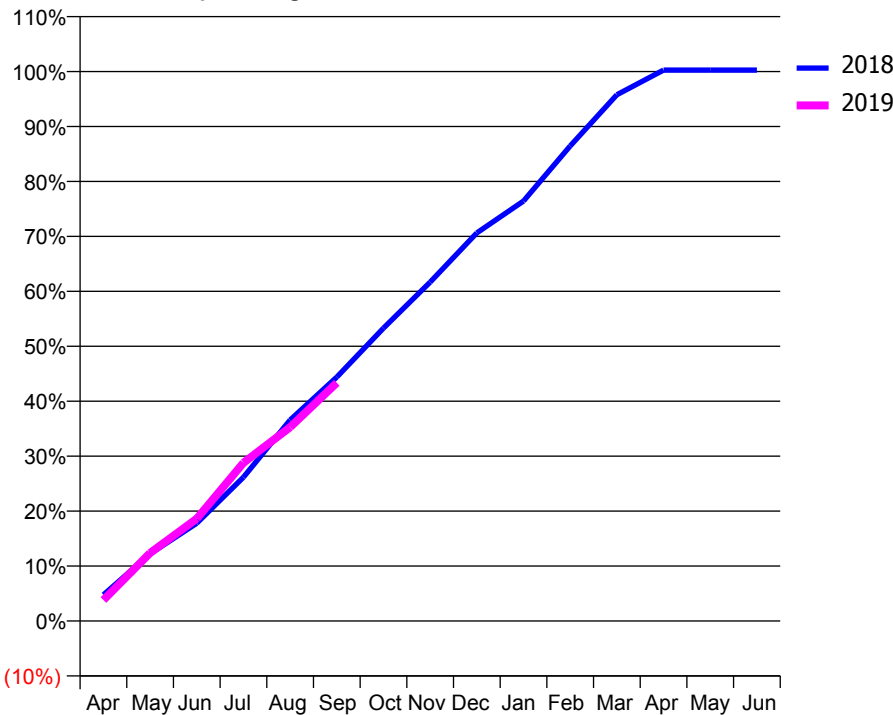
### ACCESS\*

Patients seen in 24 months	Total	Change since previous quarter
Quarter ending September 2017	5,775	
Quarter ending December 2017	5,860	→
Quarter ending March 2018	5,811	→
Quarter ending June 2018	5,811	→
Quarter ending September 2018	5,807	→
<b>Variance since September 2017</b>	<b>0.6%</b>	<b>→</b>



### ACTIVITY

Cumulative percentage of contracted UDA delivered 2018 & 2019



Month	Adjusted Scheduled Activity (UDA)	
	2018	2019
April	836	669
May	2,143	2,174
June	3,123	3,271
July	4,595	5,056
August	6,424	6,194
September	7,795	7,612
October	9,357	
November	10,828	
December	12,403	
January	13,418	
February	15,178	
March	16,814	
April	17,602	
May	17,603	
June	17,603	

### QUALITY

	Quantity	Base Number	Contract	AT	Region	England
% of FP17s for the same patient ID Re-attending within 3 months - Children	59	899	6.6%	10.7%	11.4%	11.6%
% of FP17s for the same patient ID Re-attending within 3 months - Adults	361	2,656	13.6%	14.5%	15.0%	15.5%
% of FP17s for the same patient ID Re-attending between 3 & 9 months - Children	472	899	52.5%	58.0%	59.9%	58.8%
% of FP17s for the same patient ID Re-attending between 3 & 9 months - Adults	1,364	2,656	51.4%	48.8%	52.0%	51.1%
% of FP17s for Band 1 Urgent Courses	79	3,298	2.4%	8.7%	8.0%	9.0%
% of FP17s Relating to Free Repair or Replacements	66	3,298	2.0%	0.7%	0.8%	0.8%
% of FP17s Relating to Continuations	10	3,298	0.3%	0.8%	0.9%	0.9%
% of Patients satisfied with the dentistry they have received	6	6	N/A	94.2%	93.5%	93.3%
% of Patients satisfied with the time they had to wait for an appointment	6	6	N/A	87.2%	89.1%	88.9%

\* This is based on patients treated on this contract for their most recent course of treatment. Figures in italics indicate the base number of FP17s or Patient Questionnaire responses are less than 100. N/A is shown where the base number of responses is less than 10 during the period. % is calculated as Quantity/Base number\*100

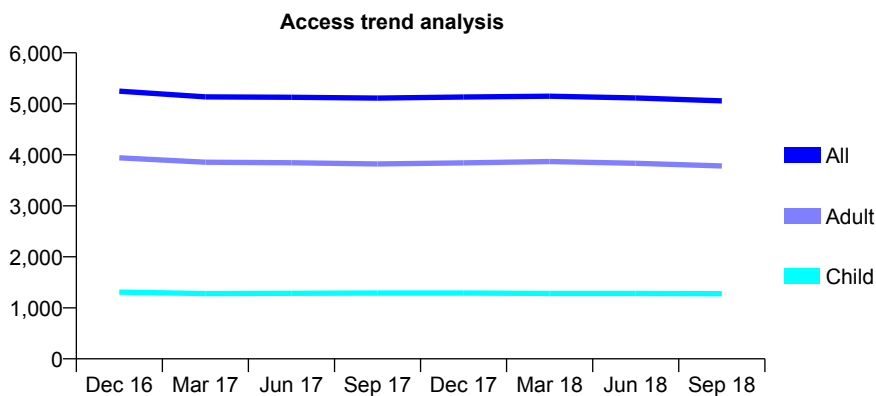
## Q58 - Vital Signs At a Glance Contract Report for 676802/0001 - September 2018

Name or company name	MR B MOHAMMAD-AGHAEI
Contract type name	GDS Contract
Purpose of contract	General
Contract start date	01/04/2006
Contract end date	

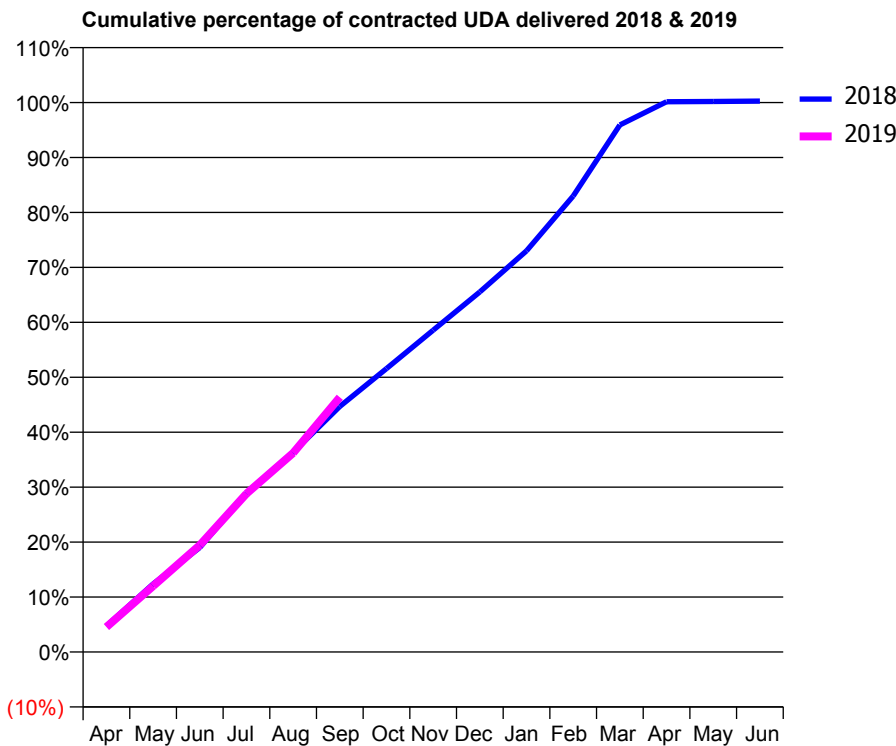
18/19 Contracted general activity (UDA)	16,076
Carry forward general activity (UDA)	-40
18/19 Contracted orthodontic activity (UOA)	0
Carry forward orthodontic activity (UOA)	0
Baseline contract value	£392,477.84

### ACCESS\*

Patients seen in 24 months	Total	Change since previous quarter
Quarter ending September 2017	5,112	
Quarter ending December 2017	5,133	→
Quarter ending March 2018	5,150	→
Quarter ending June 2018	5,116	→
Quarter ending September 2018	5,058	↓
<b>Variance since September 2017</b>	<b>(1.1%)</b>	<b>↓</b>



### ACTIVITY



Month	Adjusted Scheduled Activity (UDA)	
	2018	2019
April	763	733
May	1,990	1,930
June	3,055	3,128
July	4,646	4,633
August	5,841	5,821
September	7,184	7,454
October	8,292	
November	9,415	
December	10,534	
January	11,735	
February	13,339	
March	15,419	
April	16,097	
May	16,104	
June	16,116	

### QUALITY

	Quantity	Base Number	Contract	AT	Region	England
% of FP17s for the same patient ID Re-attending within 3 months - Children	37	924	4.0%	10.7%	11.4%	11.6%
% of FP17s for the same patient ID Re-attending within 3 months - Adults	343	2,392	14.3%	14.5%	15.0%	15.5%
% of FP17s for the same patient ID Re-attending between 3 & 9 months - Children	479	924	51.8%	58.0%	59.9%	58.8%
% of FP17s for the same patient ID Re-attending between 3 & 9 months - Adults	1,128	2,392	47.2%	48.8%	52.0%	51.1%
% of FP17s for Band 1 Urgent Courses	290	3,095	9.4%	8.7%	8.0%	9.0%
% of FP17s Relating to Free Repair or Replacements	66	3,095	2.1%	0.7%	0.8%	0.8%
% of FP17s Relating to Continuations	14	3,095	0.5%	0.8%	0.9%	0.9%
% of Patients satisfied with the dentistry they have received	2	2	N/A	94.2%	93.5%	93.3%
% of Patients satisfied with the time they had to wait for an appointment	2	2	N/A	87.2%	89.1%	88.9%

\* This is based on patients treated on this contract for their most recent course of treatment. Figures in italics indicate the base number of FP17s or Patient Questionnaire responses are less than 100. N/A is shown where the base number of responses is less than 10 during the period. % is calculated as Quantity/Base number\*100

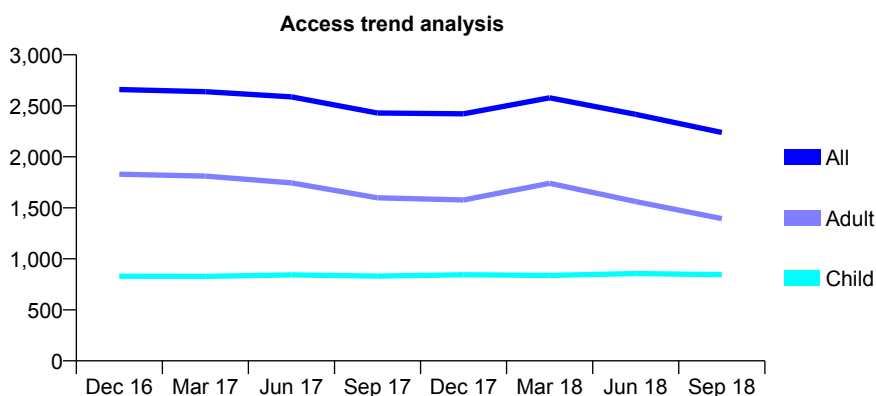
## Q58 - Vital Signs At a Glance Contract Report for 688789/0002 - September 2018

Name or company name	MRS N SHAH
Contract type name	GDS Contract
Purpose of contract	General
Contract start date	01/04/2009
Contract end date	

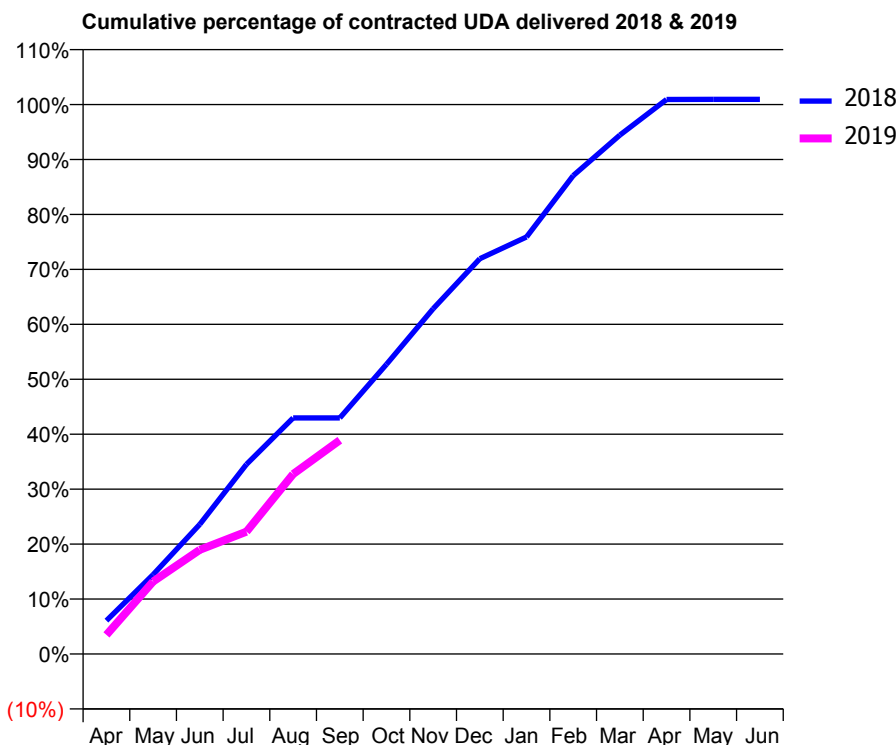
18/19 Contracted general activity (UDA)	4,900
Carry forward general activity (UDA)	0
18/19 Contracted orthodontic activity (UOA)	0
Carry forward orthodontic activity (UOA)	0
Baseline contract value	£127,562.68

### ACCESS\*

Patients seen in 24 months	Total	Change since previous quarter
Quarter ending September 2017	2,429	
Quarter ending December 2017	2,421	→
Quarter ending March 2018	2,578	↑
Quarter ending June 2018	2,416	↓
Quarter ending September 2018	2,239	↓
<b>Variance since September 2017</b>	<b>(7.8%)</b>	<b>↓</b>



### ACTIVITY



Month	Adjusted Scheduled Activity (UDA)	
	2018	2019
April	297	171
May	708	646
June	1,156	929
July	1,691	1,091
August	2,106	1,604
September	2,106	1,907
October	2,584	
November	3,079	
December	3,526	
January	3,719	
February	4,266	
March	4,628	
April	4,945	
May	4,946	
June	4,946	

### QUALITY

	Quantity	Base Number	Contract	AT	Region	England
% of FP17s for the same patient ID Re-attending within 3 months - Children	30	612	4.9%	10.7%	11.4%	11.6%
% of FP17s for the same patient ID Re-attending within 3 months - Adults	120	684	17.5%	14.5%	15.0%	15.5%
% of FP17s for the same patient ID Re-attending between 3 & 9 months - Children	363	612	59.3%	58.0%	59.9%	58.8%
% of FP17s for the same patient ID Re-attending between 3 & 9 months - Adults	171	684	25.0%	48.8%	52.0%	51.1%
% of FP17s for Band 1 Urgent Courses	148	1,067	13.9%	8.7%	8.0%	9.0%
% of FP17s Relating to Free Repair or Replacements	0	1,067	0.0%	0.7%	0.8%	0.8%
% of FP17s Relating to Continuations	1	1,067	0.1%	0.8%	0.9%	0.9%
% of Patients satisfied with the dentistry they have received	2	2	N/A	94.2%	93.5%	93.3%
% of Patients satisfied with the time they had to wait for an appointment	2	2	N/A	87.2%	89.1%	88.9%

\* This is based on patients treated on this contract for their most recent course of treatment. Figures in italics indicate the base number of FP17s or Patient Questionnaire responses are less than 100. N/A is shown where the base number of responses is less than 10 during the period. % is calculated as Quantity/Base number\*100

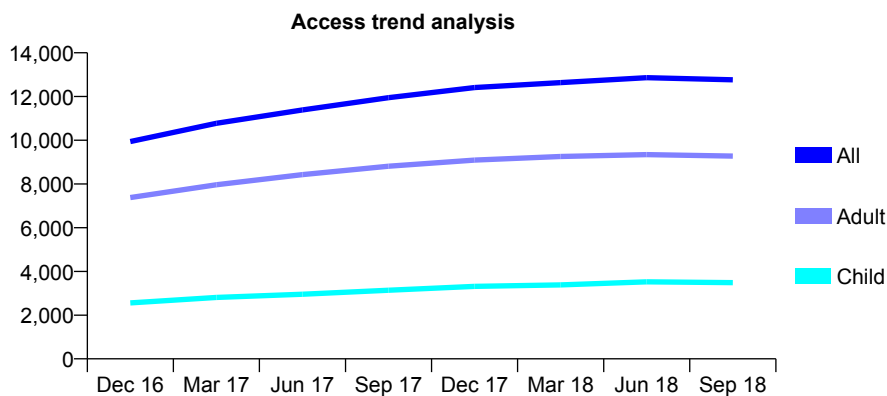
## Q58 - Vital Signs At a Glance Contract Report for 689424/0001 - September 2018

Name or company name	MR N SAKERCHAND
Contract type name	GDS Contract
Purpose of contract	General
Contract start date	18/07/2009
Contract end date	

18/19 Contracted general activity (UDA)	23,773
Carry forward general activity (UDA)	0
18/19 Contracted orthodontic activity (UOA)	0
Carry forward orthodontic activity (UOA)	0
Baseline contract value	£543,981.40

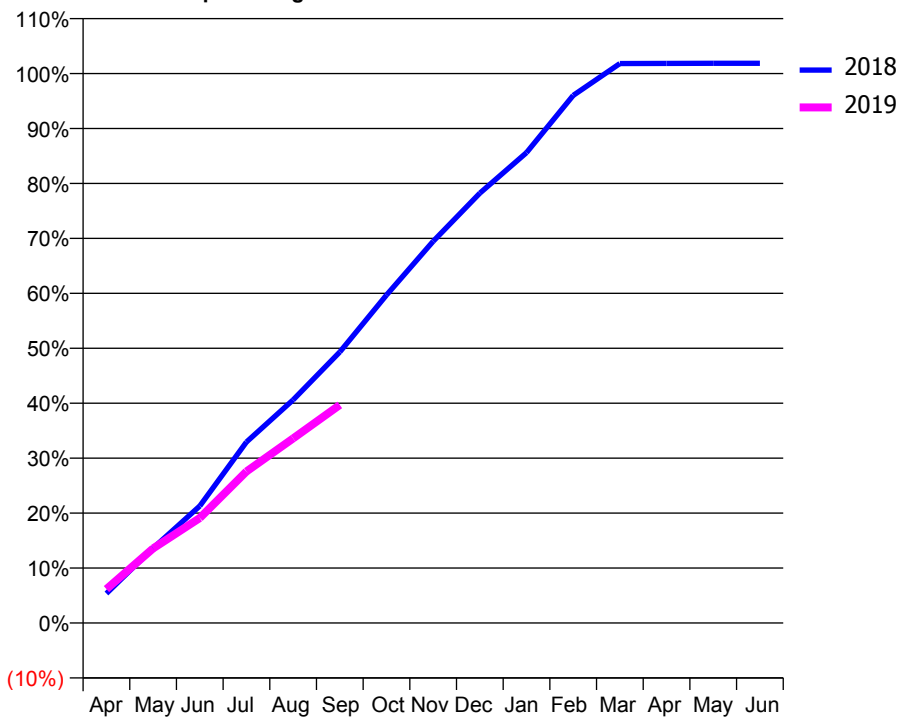
### ACCESS\*

Patients seen in 24 months	Total	Change since previous quarter
Quarter ending September 2017	11,949	
Quarter ending December 2017	12,411	↑
Quarter ending March 2018	12,637	→
Quarter ending June 2018	12,865	→
Quarter ending September 2018	12,762	→
<b>Variance since September 2017</b>	<b>6.8%</b>	<b>↑</b>



### ACTIVITY

Cumulative percentage of contracted UDA delivered 2018 & 2019



Month	Adjusted Scheduled Activity (UDA)	
	2018	2019
April	1,275	1,468
May	3,242	3,226
June	5,064	4,542
July	7,830	6,558
August	9,652	7,987
September	11,727	9,437
October	14,190	
November	16,516	
December	18,596	
January	20,352	
February	22,828	
March	24,204	
April	24,208	
May	24,217	
June	24,217	

### QUALITY

	Quantity	Base Number	Contract	AT	Region	England
% of FP17s for the same patient ID Re-attending within 3 months - Children	106	2,064	5.1%	10.7%	11.4%	11.6%
% of FP17s for the same patient ID Re-attending within 3 months - Adults	614	4,335	14.2%	14.5%	15.0%	15.5%
% of FP17s for the same patient ID Re-attending between 3 & 9 months - Children	1,030	2,064	49.9%	58.0%	59.9%	58.8%
% of FP17s for the same patient ID Re-attending between 3 & 9 months - Adults	1,364	4,335	31.5%	48.8%	52.0%	51.1%
% of FP17s for Band 1 Urgent Courses	529	4,953	10.7%	8.7%	8.0%	9.0%
% of FP17s Relating to Free Repair or Replacements	22	4,953	0.4%	0.7%	0.8%	0.8%
% of FP17s Relating to Continuations	13	4,953	0.3%	0.8%	0.9%	0.9%
% of Patients satisfied with the dentistry they have received	6	7	N/A	94.2%	93.5%	93.3%
% of Patients satisfied with the time they had to wait for an appointment	5	7	N/A	87.2%	89.1%	88.9%

\* This is based on patients treated on this contract for their most recent course of treatment. Figures in italics indicate the base number of FP17s or Patient Questionnaire responses are less than 100. N/A is shown where the base number of responses is less than 10 during the period. % is calculated as Quantity/Base number\*100

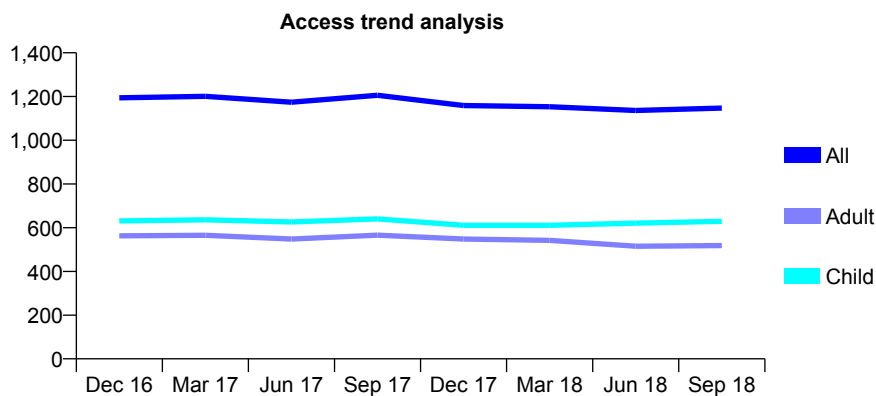
## Q58 - Vital Signs At a Glance Contract Report for 723657/0001 - September 2018

Name or company name	MR AG BREE
Contract type name	GDS Contract
Purpose of contract	General
Contract start date	01/04/2006
Contract end date	

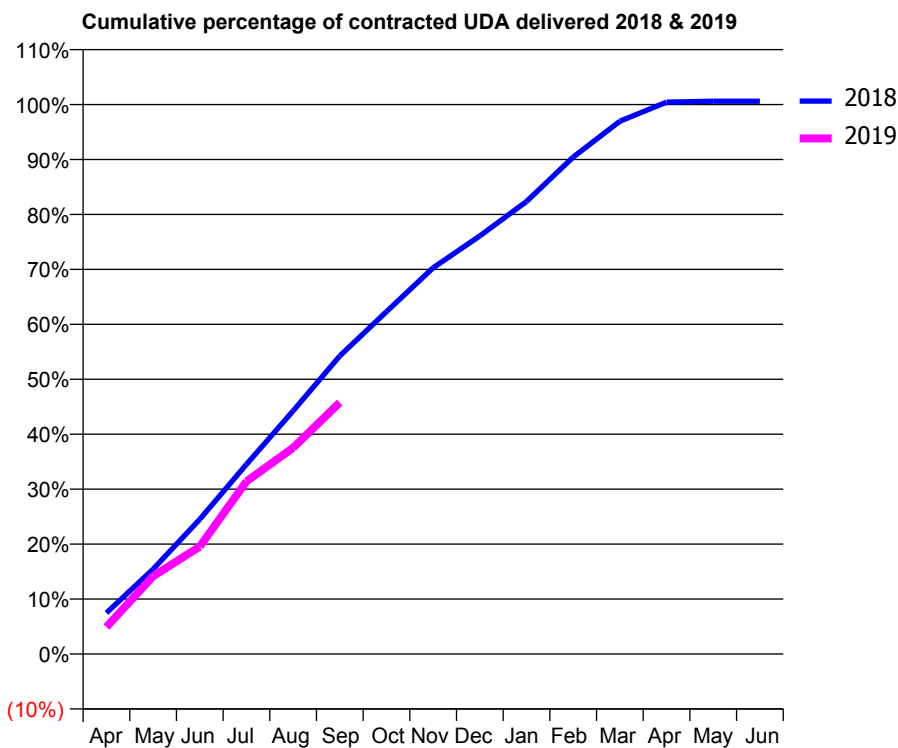
18/19 Contracted general activity (UDA)	2,927
Carry forward general activity (UDA)	0
18/19 Contracted orthodontic activity (UOA)	0
Carry forward orthodontic activity (UOA)	0
Baseline contract value	£66,058.80

### ACCESS\*

Patients seen in 24 months	Total	Change since previous quarter
Quarter ending September 2017	1,206	
Quarter ending December 2017	1,159	↓
Quarter ending March 2018	1,153	→
Quarter ending June 2018	1,136	↓
Quarter ending September 2018	1,147	→
<b>Variance since September 2017</b>	<b>(4.9%)</b>	<b>↓</b>



### ACTIVITY



Adjusted Scheduled Activity (UDA)		
Month	2018	2019
April	219	144
May	452	414
June	718	572
July	1,011	919
August	1,295	1,099
September	1,588	1,340
October	1,824	
November	2,058	
December	2,227	
January	2,410	
February	2,647	
March	2,838	
April	2,939	
May	2,944	
June	2,944	

### QUALITY

	Quantity	Base Number	Contract	AT	Region	England
% of FP17s for the same patient ID Re-attending within 3 months - Children	18	462	3.9%	10.7%	11.4%	11.6%
% of FP17s for the same patient ID Re-attending within 3 months - Adults	37	305	12.1%	14.5%	15.0%	15.5%
% of FP17s for the same patient ID Re-attending between 3 & 9 months - Children	273	462	59.1%	58.0%	59.9%	58.8%
% of FP17s for the same patient ID Re-attending between 3 & 9 months - Adults	158	305	51.8%	48.8%	52.0%	51.1%
% of FP17s for Band 1 Urgent Courses	19	731	2.6%	8.7%	8.0%	9.0%
% of FP17s Relating to Free Repair or Replacements	0	731	0.0%	0.7%	0.8%	0.8%
% of FP17s Relating to Continuations	11	731	1.5%	0.8%	0.9%	0.9%
% of Patients satisfied with the dentistry they have received	1	1	N/A	94.2%	93.5%	93.3%
% of Patients satisfied with the time they had to wait for an appointment	1	1	N/A	87.2%	89.1%	88.9%

\* This is based on patients treated on this contract for their most recent course of treatment. Figures in italics indicate the base number of FP17s or Patient Questionnaire responses are less than 100. N/A is shown where the base number of responses is less than 10 during the period. % is calculated as Quantity/Base number\*100



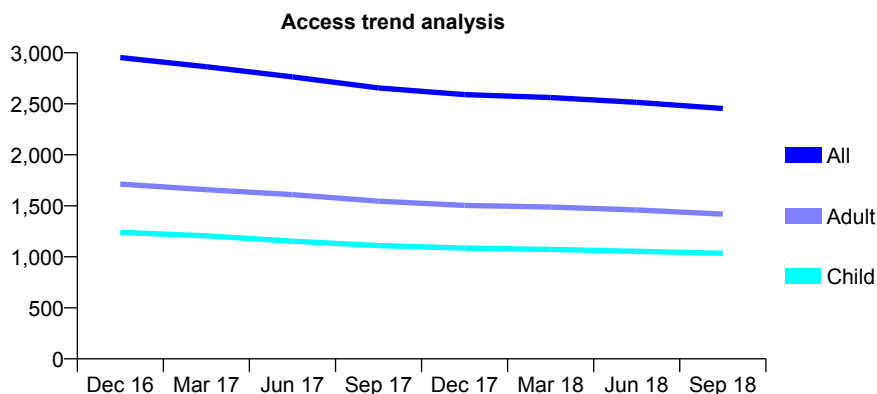
## Q58 - Vital Signs At a Glance Contract Report for 731730/0001 - September 2018

Name or company name	MR AS MCKENDRICK
Contract type name	GDS Contract
Purpose of contract	General
Contract start date	01/04/2006
Contract end date	

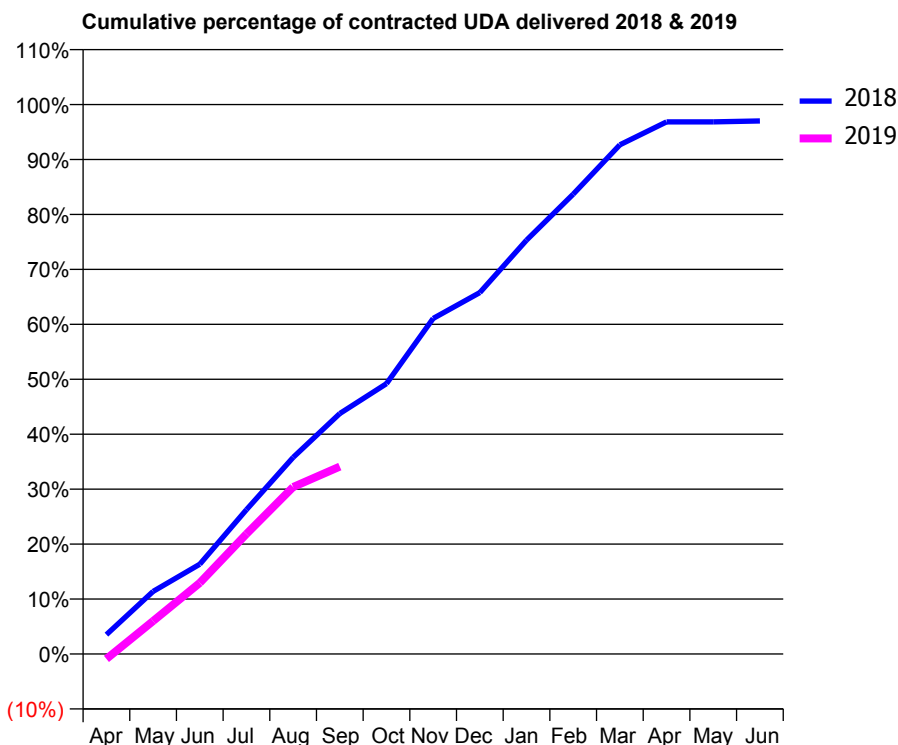
18/19 Contracted general activity (UDA)	9,412
Carry forward general activity (UDA)	282
18/19 Contracted orthodontic activity (UOA)	0
Carry forward orthodontic activity (UOA)	0
Baseline contract value	£228,470.97

### ACCESS\*

Patients seen in 24 months	Total	Change since previous quarter
Quarter ending September 2017	2,656	
Quarter ending December 2017	2,590	↓
Quarter ending March 2018	2,561	↓
Quarter ending June 2018	2,514	↓
Quarter ending September 2018	2,454	↓
<b>Variance since September 2017</b>	<b>(7.6%)</b>	<b>↓</b>



### ACTIVITY



Month	Adjusted Scheduled Activity (UDA)	
	2018	2019
April	332	-85
May	1,072	566
June	1,537	1,219
July	2,472	2,057
August	3,369	2,861
September	4,120	3,210
October	4,631	
November	5,747	
December	6,190	
January	7,088	
February	7,876	
March	8,722	
April	9,115	
May	9,115	
June	9,130	

### QUALITY

	Quantity	Base Number	Contract	AT	Region	England
% of FP17s for the same patient ID Re-attending within 3 months - Children	41	833	4.9%	10.7%	11.4%	11.6%
% of FP17s for the same patient ID Re-attending within 3 months - Adults	243	1,209	20.1%	14.5%	15.0%	15.5%
% of FP17s for the same patient ID Re-attending between 3 & 9 months - Children	624	833	74.9%	58.0%	59.9%	58.8%
% of FP17s for the same patient ID Re-attending between 3 & 9 months - Adults	840	1,209	69.5%	48.8%	52.0%	51.1%
% of FP17s for Band 1 Urgent Courses	71	1,837	3.9%	8.7%	8.0%	9.0%
% of FP17s Relating to Free Repair or Replacements	0	1,837	0.0%	0.7%	0.8%	0.8%
% of FP17s Relating to Continuations	89	1,837	4.8%	0.8%	0.9%	0.9%
% of Patients satisfied with the dentistry they have received	1	1	N/A	94.2%	93.5%	93.3%
% of Patients satisfied with the time they had to wait for an appointment	1	1	N/A	87.2%	89.1%	88.9%

\* This is based on patients treated on this contract for their most recent course of treatment. Figures in italics indicate the base number of FP17s or Patient Questionnaire responses are less than 100. N/A is shown where the base number of responses is less than 10 during the period. % is calculated as Quantity/Base number\*100

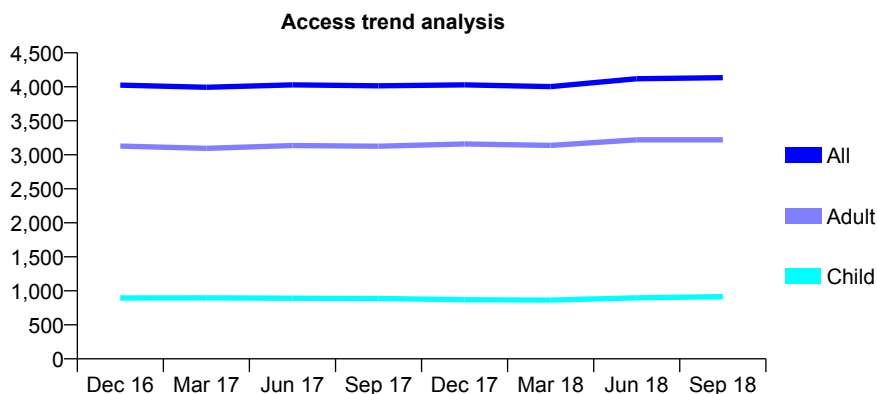
## Q58 - Vital Signs At a Glance Contract Report for 732222/0001 - September 2018

Name or company name	MR FP MAGUIRE
Contract type name	GDS Contract
Purpose of contract	General
Contract start date	01/04/2006
Contract end date	

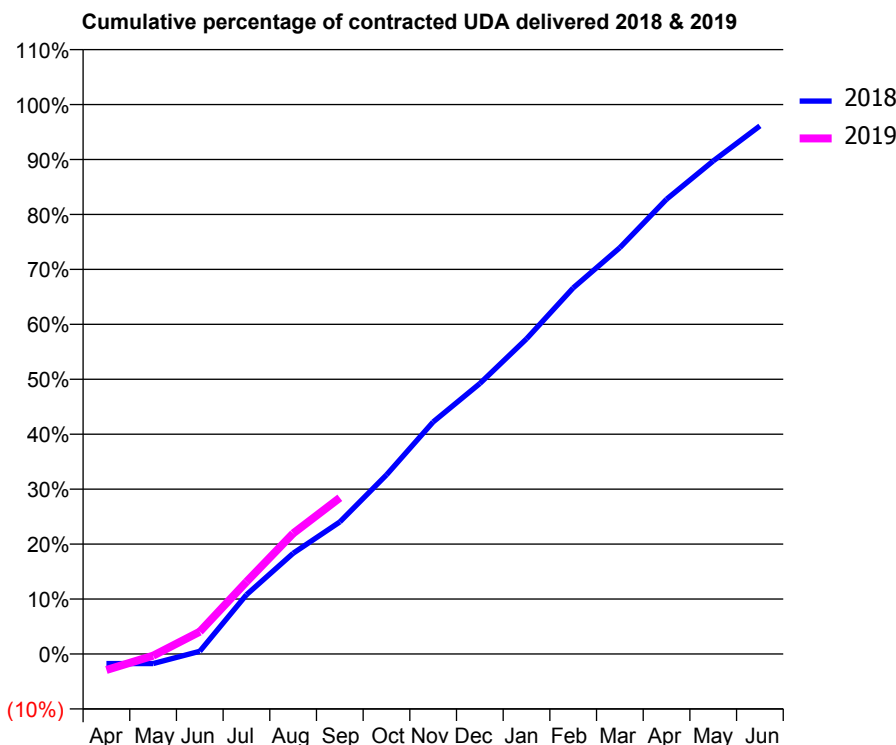
18/19 Contracted general activity (UDA)	12,050
Carry forward general activity (UDA)	467
18/19 Contracted orthodontic activity (UOA)	0
Carry forward orthodontic activity (UOA)	0
Baseline contract value	£295,059.99

### ACCESS\*

Patients seen in 24 months	Total	Change since previous quarter
Quarter ending September 2017	4,015	
Quarter ending December 2017	4,029	→
Quarter ending March 2018	4,003	→
Quarter ending June 2018	4,118	↑
Quarter ending September 2018	4,135	→
<b>Variance since September 2017</b>	<b>3.0%</b>	<b>↑</b>



### ACTIVITY



Month	Adjusted Scheduled Activity (UDA)	
	2018	2019
April	-212	-352
May	-212	-40
June	59	490
July	1,300	1,583
August	2,210	2,645
September	2,895	3,424
October	3,929	
November	5,089	
December	5,931	
January	6,910	
February	8,028	
March	8,912	
April	9,972	
May	10,813	
June	11,582	

### QUALITY

	Quantity	Base Number	Contract	AT	Region	England
% of FP17s for the same patient ID Re-attending within 3 months - Children	140	882	15.9%	10.7%	11.4%	11.6%
% of FP17s for the same patient ID Re-attending within 3 months - Adults	636	2,794	22.8%	14.5%	15.0%	15.5%
% of FP17s for the same patient ID Re-attending between 3 & 9 months - Children	508	882	57.6%	58.0%	59.9%	58.8%
% of FP17s for the same patient ID Re-attending between 3 & 9 months - Adults	1,549	2,794	55.4%	48.8%	52.0%	51.1%
% of FP17s for Band 1 Urgent Courses	112	2,494	4.5%	8.7%	8.0%	9.0%
% of FP17s Relating to Free Repair or Replacements	28	2,494	1.1%	0.7%	0.8%	0.8%
% of FP17s Relating to Continuations	74	2,494	3.0%	0.8%	0.9%	0.9%
% of Patients satisfied with the dentistry they have received	5	5	N/A	94.2%	93.5%	93.3%
% of Patients satisfied with the time they had to wait for an appointment	5	5	N/A	87.2%	89.1%	88.9%

\* This is based on patients treated on this contract for their most recent course of treatment. Figures in italics indicate the base number of FP17s or Patient Questionnaire responses are less than 100. N/A is shown where the base number of responses is less than 10 during the period. % is calculated as Quantity/Base number\*100

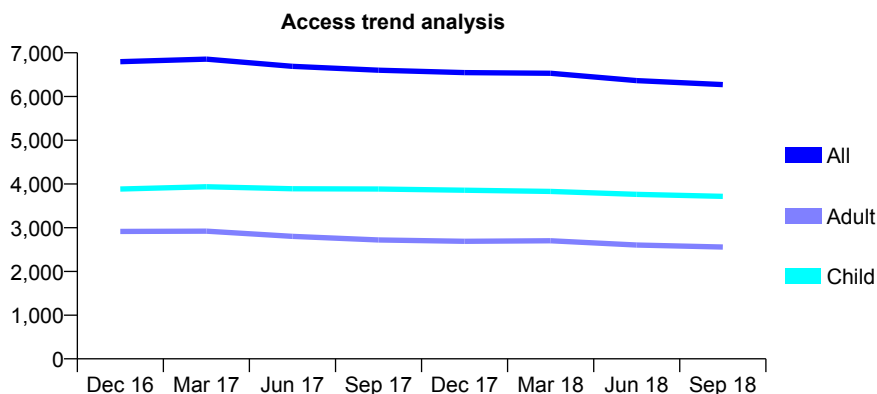
## Q58 - Vital Signs At a Glance Contract Report for 736155/0001 - September 2018

Name or company name	Marsh Road Dental Practice Partnership
Contract type name	GDS Contract
Purpose of contract	General and Orthodontic
Contract start date	01/04/2006
Contract end date	

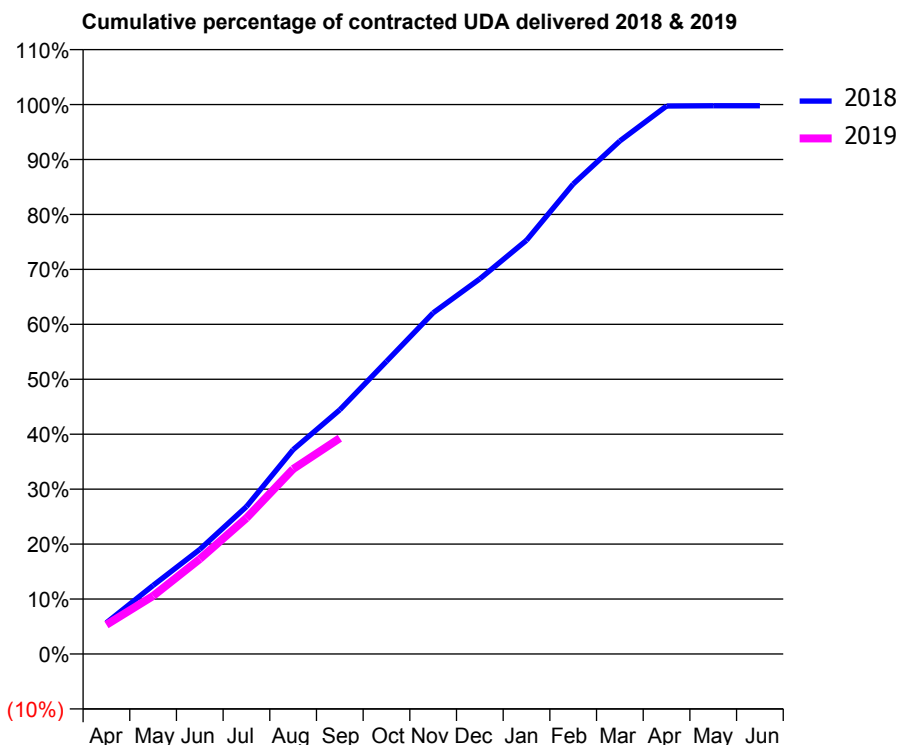
18/19 Contracted general activity (UDA)	22,556
Carry forward general activity (UDA)	0
18/19 Contracted orthodontic activity (UOA)	6,000
Carry forward orthodontic activity (UOA)	0
Baseline contract value	£1,046,944.18

### ACCESS\*

Patients seen in 24 months	Total	Change since previous quarter
Quarter ending September 2017	6,603	
Quarter ending December 2017	6,548	→
Quarter ending March 2018	6,532	→
Quarter ending June 2018	6,363	↓
Quarter ending September 2018	6,274	↓
<b>Variance since September 2017</b>	<b>(5.0%)</b>	<b>↓</b>



### ACTIVITY



Month	Adjusted Scheduled Activity (UDA)	
	2018	2019
April	1,282	1,202
May	2,814	2,385
June	4,294	3,899
July	6,052	5,578
August	8,390	7,592
September	10,025	8,859
October	12,013	
November	14,005	
December	15,402	
January	16,984	
February	19,289	
March	21,061	
April	22,494	
May	22,506	
June	22,506	

### QUALITY

	Quantity	Base Number	Contract	AT	Region	England
% of FP17s for the same patient ID Re-attending within 3 months - Children	130	2,399	5.4%	10.7%	11.4%	11.6%
% of FP17s for the same patient ID Re-attending within 3 months - Adults	163	1,185	13.8%	14.5%	15.0%	15.5%
% of FP17s for the same patient ID Re-attending between 3 & 9 months - Children	1,209	2,399	50.4%	58.0%	59.9%	58.8%
% of FP17s for the same patient ID Re-attending between 3 & 9 months - Adults	452	1,185	38.1%	48.8%	52.0%	51.1%
% of FP17s for Band 1 Urgent Courses	283	3,233	8.8%	8.7%	8.0%	9.0%
% of FP17s Relating to Free Repair or Replacements	1	3,233	0.0%	0.7%	0.8%	0.8%
% of FP17s Relating to Continuations	2	3,233	0.1%	0.8%	0.9%	0.9%
% of Patients satisfied with the dentistry they have received	1	2	N/A	94.2%	93.5%	93.3%
% of Patients satisfied with the time they had to wait for an appointment	0	2	N/A	87.2%	89.1%	88.9%

\* This is based on patients treated on this contract for their most recent course of treatment. Figures in italics indicate the base number of FP17s or Patient Questionnaire responses are less than 100. N/A is shown where the base number of responses is less than 10 during the period. % is calculated as Quantity/Base number\*100

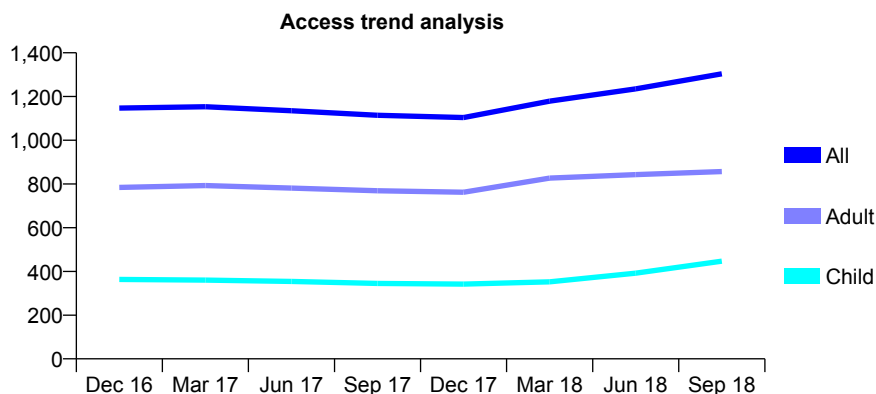
## Q58 - Vital Signs At a Glance Contract Report for 736538/0001 - September 2018

Name or company name	MRS G DELLOW
Contract type name	GDS Contract
Purpose of contract	General
Contract start date	01/04/2006
Contract end date	

18/19 Contracted general activity (UDA)	3,393
Carry forward general activity (UDA)	0
18/19 Contracted orthodontic activity (UOA)	0
Carry forward orthodontic activity (UOA)	0
Baseline contract value	£79,711.93

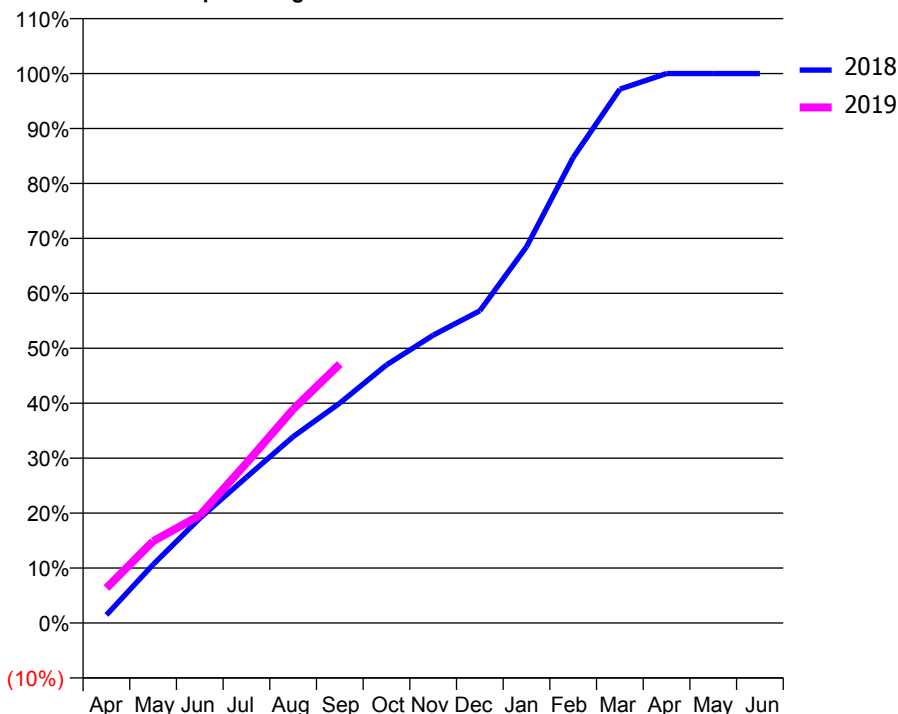
### ACCESS\*

Patients seen in 24 months	Total	Change since previous quarter
Quarter ending September 2017	1,114	
Quarter ending December 2017	1,104	→
Quarter ending March 2018	1,179	↑
Quarter ending June 2018	1,235	↑
Quarter ending September 2018	1,304	↑
<b>Variance since September 2017</b>	<b>17.1%</b>	<b>↑</b>



### ACTIVITY

Cumulative percentage of contracted UDA delivered 2018 & 2019



Month	Adjusted Scheduled Activity (UDA)	
	2018	2019
April	50	216
May	361	505
June	647	665
July	900	988
August	1,151	1,319
September	1,358	1,600
October	1,594	
November	1,777	
December	1,928	
January	2,323	
February	2,875	
March	3,297	
April	3,393	
May	3,393	
June	3,393	

### QUALITY

	Quantity	Base Number	Contract	AT	Region	England
% of FP17s for the same patient ID Re-attending within 3 months - Children	17	354	4.8%	10.7%	11.4%	11.6%
% of FP17s for the same patient ID Re-attending within 3 months - Adults	105	556	18.9%	14.5%	15.0%	15.5%
% of FP17s for the same patient ID Re-attending between 3 & 9 months - Children	152	354	42.9%	58.0%	59.9%	58.8%
% of FP17s for the same patient ID Re-attending between 3 & 9 months - Adults	267	556	48.0%	48.8%	52.0%	51.1%
% of FP17s for Band 1 Urgent Courses	44	860	5.1%	8.7%	8.0%	9.0%
% of FP17s Relating to Free Repair or Replacements	13	860	1.5%	0.7%	0.8%	0.8%
% of FP17s Relating to Continuations	42	860	4.9%	0.8%	0.9%	0.9%
% of Patients satisfied with the dentistry they have received	0	0	N/A	94.2%	93.5%	93.3%
% of Patients satisfied with the time they had to wait for an appointment	0	0	N/A	87.2%	89.1%	88.9%

\* This is based on patients treated on this contract for their most recent course of treatment. Figures in italics indicate the base number of FP17s or Patient Questionnaire responses are less than 100. N/A is shown where the base number of responses is less than 10 during the period. % is calculated as Quantity/Base number\*100

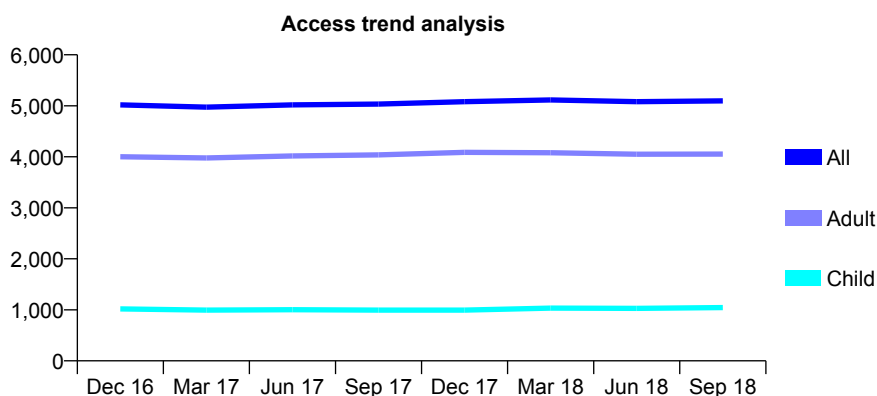
## Q58 - Vital Signs At a Glance Contract Report for 738875/0002 - September 2018

Name or company name	MR TM KATCHI
Contract type name	GDS Contract
Purpose of contract	General
Contract start date	01/04/2006
Contract end date	

18/19 Contracted general activity (UDA)	14,540
Carry forward general activity (UDA)	189
18/19 Contracted orthodontic activity (UOA)	0
Carry forward orthodontic activity (UOA)	0
Baseline contract value	£353,595.13

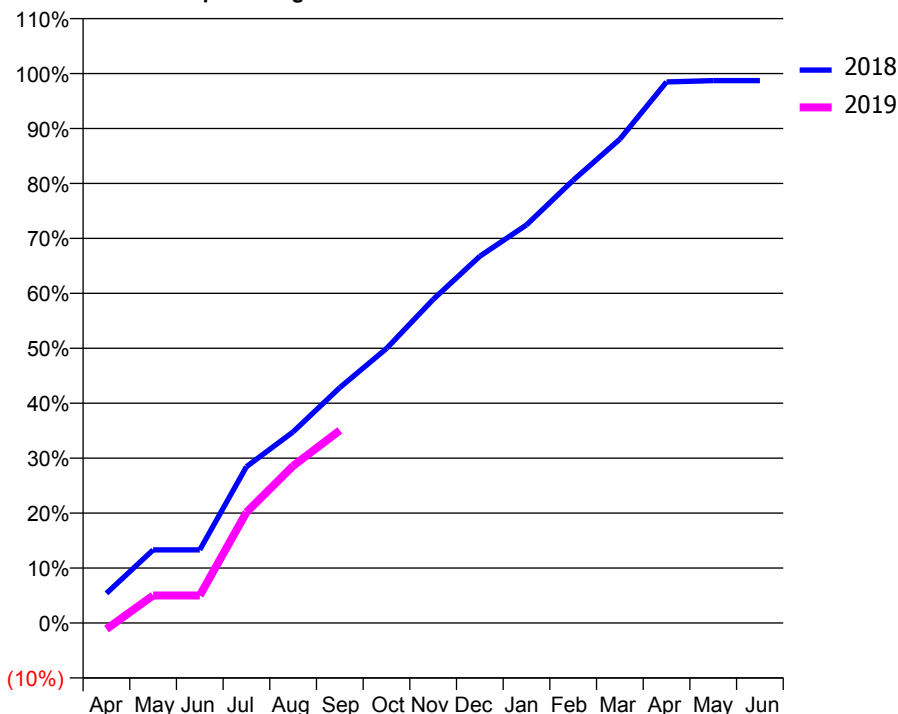
### ACCESS\*

Patients seen in 24 months	Total	Change since previous quarter
Quarter ending September 2017	5,033	
Quarter ending December 2017	5,081	→
Quarter ending March 2018	5,114	→
Quarter ending June 2018	5,080	→
Quarter ending September 2018	5,098	→
<b>Variance since September 2017</b>	<b>1.3%</b>	<b>→</b>



### ACTIVITY

Cumulative percentage of contracted UDA delivered 2018 & 2019



Month	Adjusted Scheduled Activity (UDA)	
	2018	2019
April	786	-164
May	1,935	727
June	1,935	727
July	4,136	2,931
August	5,060	4,157
September	6,229	5,097
October	7,262	
November	8,562	
December	9,706	
January	10,535	
February	11,715	
March	12,802	
April	14,315	
May	14,350	
June	14,350	

### QUALITY

	Quantity	Base Number	Contract	AT	Region	England
% of FP17s for the same patient ID Re-attending within 3 months - Children	24	632	3.8%	10.7%	11.4%	11.6%
% of FP17s for the same patient ID Re-attending within 3 months - Adults	173	2,101	8.2%	14.5%	15.0%	15.5%
% of FP17s for the same patient ID Re-attending between 3 & 9 months - Children	237	632	37.5%	58.0%	59.9%	58.8%
% of FP17s for the same patient ID Re-attending between 3 & 9 months - Adults	841	2,101	40.0%	48.8%	52.0%	51.1%
% of FP17s for Band 1 Urgent Courses	95	2,259	4.2%	8.7%	8.0%	9.0%
% of FP17s Relating to Free Repair or Replacements	8	2,259	0.4%	0.7%	0.8%	0.8%
% of FP17s Relating to Continuations	1	2,259	0.0%	0.8%	0.9%	0.9%
% of Patients satisfied with the dentistry they have received	2	2	N/A	94.2%	93.5%	93.3%
% of Patients satisfied with the time they had to wait for an appointment	2	2	N/A	87.2%	89.1%	88.9%

\* This is based on patients treated on this contract for their most recent course of treatment. Figures in italics indicate the base number of FP17s or Patient Questionnaire responses are less than 100. N/A is shown where the base number of responses is less than 10 during the period. % is calculated as Quantity/Base number\*100

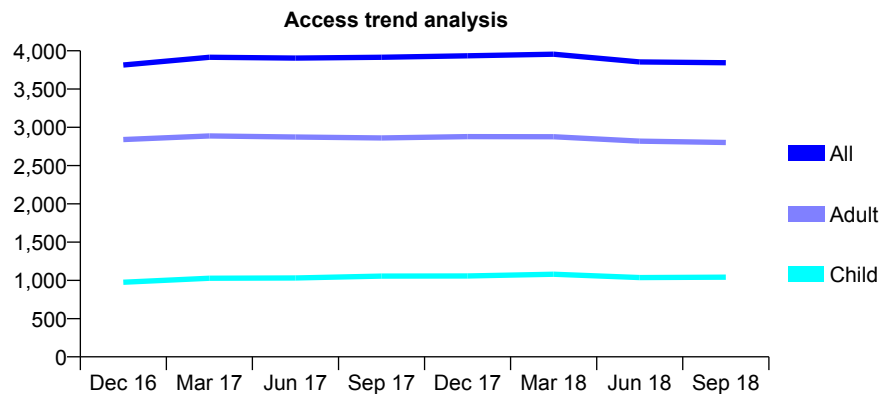
## Q58 - Vital Signs At a Glance Contract Report for 741426/0001 - September 2018

Name or company name	MR SD GUNASEELAN
Contract type name	GDS Contract
Purpose of contract	General
Contract start date	01/04/2006
Contract end date	

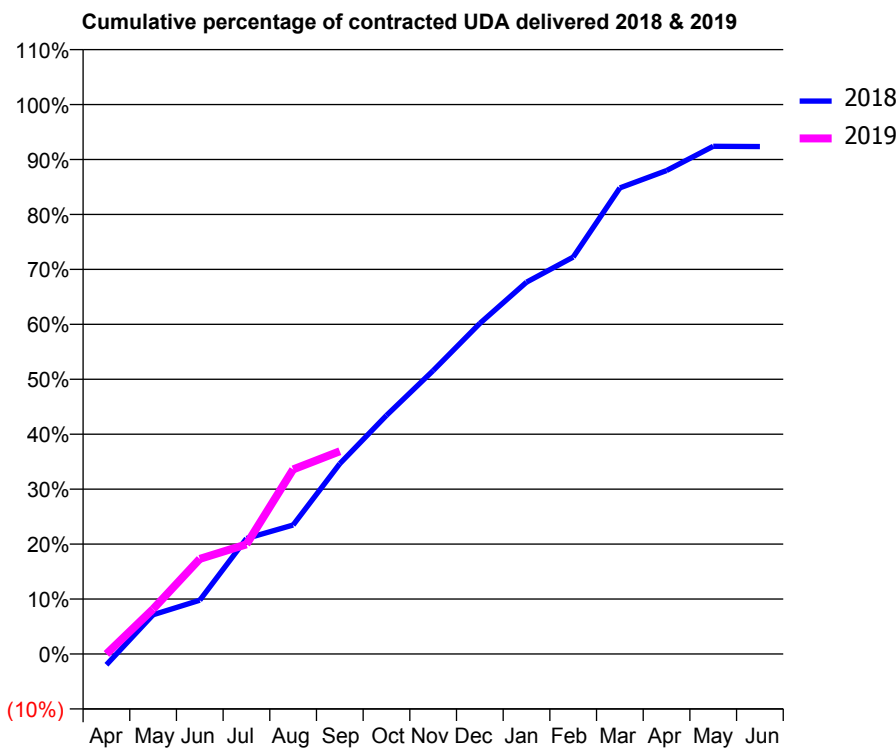
18/19 Contracted general activity (UDA)	11,151
Carry forward general activity (UDA)	0
18/19 Contracted orthodontic activity (UOA)	0
Carry forward orthodontic activity (UOA)	0
Baseline contract value	£280,532.77

### ACCESS\*

Patients seen in 24 months	Total	Change since previous quarter
Quarter ending September 2017	3,916	
Quarter ending December 2017	3,935	→
Quarter ending March 2018	3,956	→
Quarter ending June 2018	3,855	↓
Quarter ending September 2018	3,844	→
<b>Variance since September 2017</b>	<b>(1.8%)</b>	<b>↓</b>



### ACTIVITY



Month	Adjusted Scheduled Activity (UDA)	
	2018	2019
April	-220	0
May	796	913
June	1,091	1,929
July	2,346	2,226
August	2,617	3,746
September	3,862	4,115
October	4,841	
November	5,752	
December	6,710	
January	7,547	
February	8,054	
March	9,460	
April	9,811	
May	10,302	
June	10,297	

### QUALITY

	Quantity	Base Number	Contract	AT	Region	England
% of FP17s for the same patient ID Re-attending within 3 months - Children	21	619	3.4%	10.7%	11.4%	11.6%
% of FP17s for the same patient ID Re-attending within 3 months - Adults	128	1,695	7.6%	14.5%	15.0%	15.5%
% of FP17s for the same patient ID Re-attending between 3 & 9 months - Children	368	619	59.5%	58.0%	59.9%	58.8%
% of FP17s for the same patient ID Re-attending between 3 & 9 months - Adults	1,049	1,695	61.9%	48.8%	52.0%	51.1%
% of FP17s for Band 1 Urgent Courses	96	1,949	4.9%	8.7%	8.0%	9.0%
% of FP17s Relating to Free Repair or Replacements	9	1,949	0.5%	0.7%	0.8%	0.8%
% of FP17s Relating to Continuations	0	1,949	0.0%	0.8%	0.9%	0.9%
% of Patients satisfied with the dentistry they have received	3	3	N/A	94.2%	93.5%	93.3%
% of Patients satisfied with the time they had to wait for an appointment	2	3	N/A	87.2%	89.1%	88.9%

\* This is based on patients treated on this contract for their most recent course of treatment. Figures in italics indicate the base number of FP17s or Patient Questionnaire responses are less than 100. N/A is shown where the base number of responses is less than 10 during the period. % is calculated as Quantity/Base number\*100

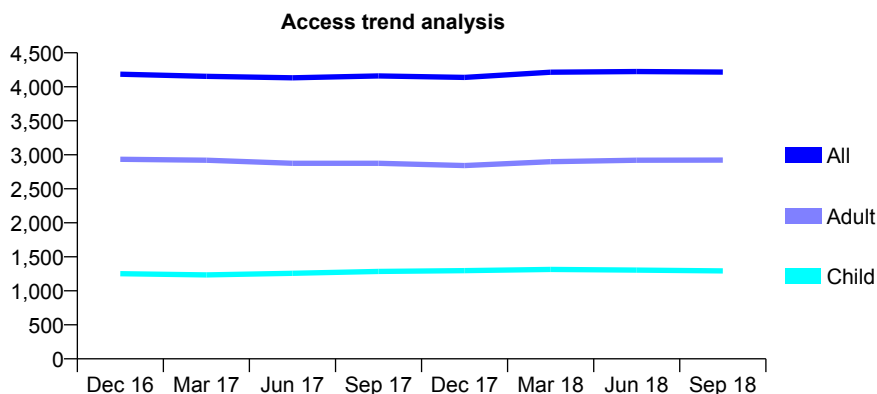
## Q58 - Vital Signs At a Glance Contract Report for 741930/0001 - September 2018

Name or company name	MR A PATEL
Contract type name	GDS Contract
Purpose of contract	General
Contract start date	01/04/2006
Contract end date	

18/19 Contracted general activity (UDA)	6,944
Carry forward general activity (UDA)	7
18/19 Contracted orthodontic activity (UOA)	0
Carry forward orthodontic activity (UOA)	0
Baseline contract value	£160,471.73

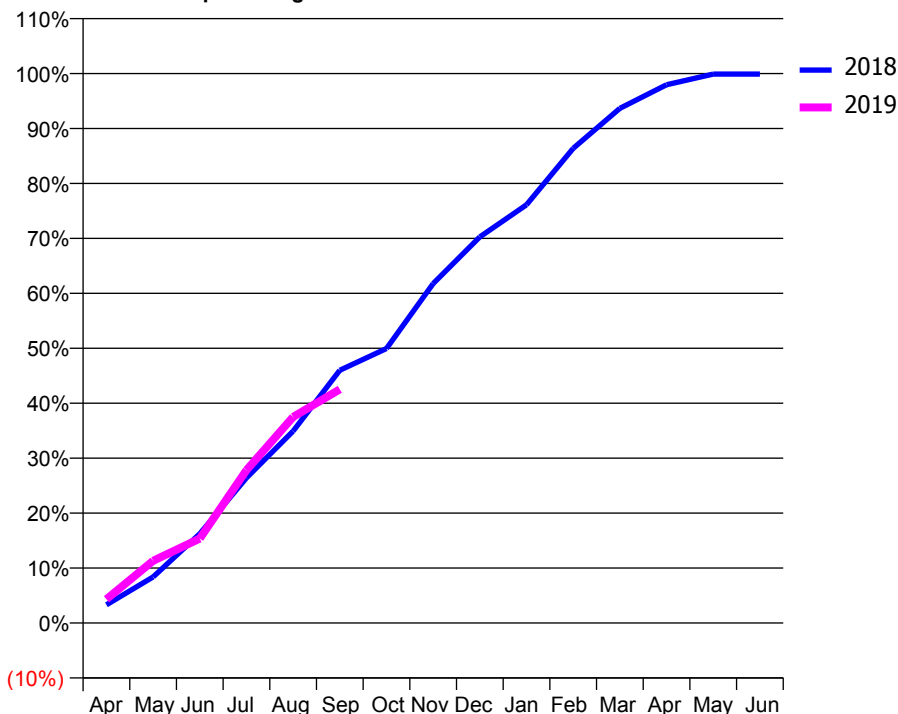
### ACCESS\*

Patients seen in 24 months	Total	Change since previous quarter
Quarter ending September 2017	4,160	
Quarter ending December 2017	4,139	→
Quarter ending March 2018	4,214	→
Quarter ending June 2018	4,225	→
Quarter ending September 2018	4,217	→
<b>Variance since September 2017</b>	<b>1.4%</b>	<b>→</b>



### ACTIVITY

Cumulative percentage of contracted UDA delivered 2018 & 2019



Adjusted Scheduled Activity (UDA)

Month	2018	2019
April	230	300
May	581	786
June	1,128	1,067
July	1,835	1,932
August	2,425	2,605
September	3,194	2,954
October	3,468	
November	4,289	
December	4,879	
January	5,286	
February	5,998	
March	6,504	
April	6,802	
May	6,937	
June	6,937	

### QUALITY

	Quantity	Base Number	Contract	AT	Region	England
% of FP17s for the same patient ID Re-attending within 3 months - Children	48	742	6.5%	10.7%	11.4%	11.6%
% of FP17s for the same patient ID Re-attending within 3 months - Adults	200	1,538	13.0%	14.5%	15.0%	15.5%
% of FP17s for the same patient ID Re-attending between 3 & 9 months - Children	365	742	49.2%	58.0%	59.9%	58.8%
% of FP17s for the same patient ID Re-attending between 3 & 9 months - Adults	596	1,538	38.8%	48.8%	52.0%	51.1%
% of FP17s for Band 1 Urgent Courses	129	1,666	7.7%	8.7%	8.0%	9.0%
% of FP17s Relating to Free Repair or Replacements	0	1,666	0.0%	0.7%	0.8%	0.8%
% of FP17s Relating to Continuations	27	1,666	1.6%	0.8%	0.9%	0.9%
% of Patients satisfied with the dentistry they have received	3	3	N/A	94.2%	93.5%	93.3%
% of Patients satisfied with the time they had to wait for an appointment	3	3	N/A	87.2%	89.1%	88.9%

\* This is based on patients treated on this contract for their most recent course of treatment. Figures in italics indicate the base number of FP17s or Patient Questionnaire responses are less than 100. N/A is shown where the base number of responses is less than 10 during the period. % is calculated as Quantity/Base number\*100

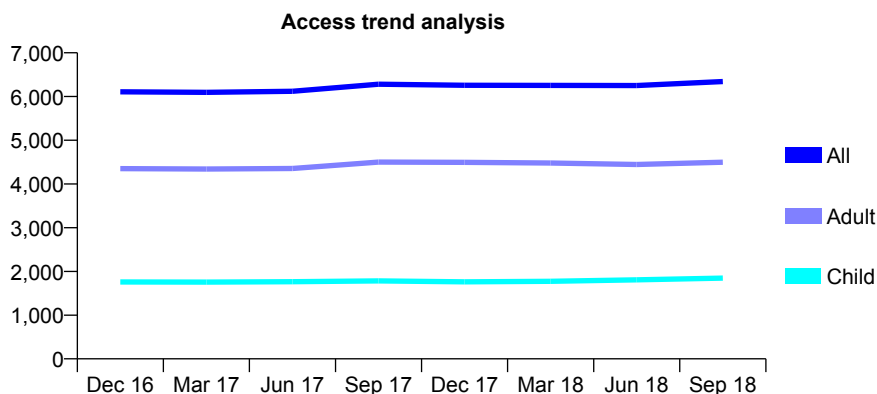
## Q58 - Vital Signs At a Glance Contract Report for 741930/0002 - September 2018

Name or company name	MR A PATEL
Contract type name	GDS Contract
Purpose of contract	General
Contract start date	01/04/2006
Contract end date	

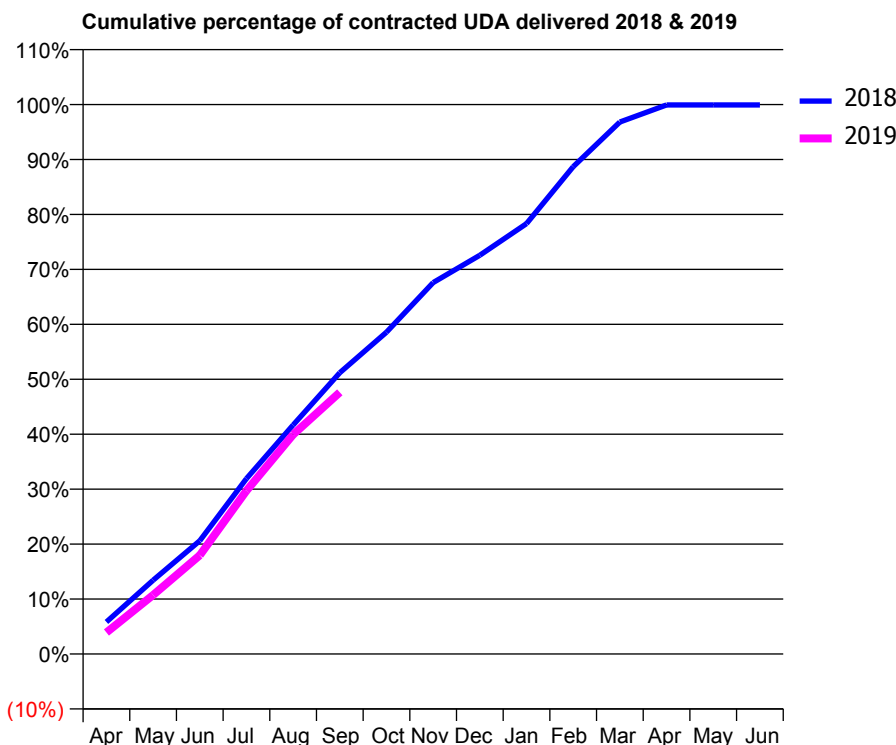
18/19 Contracted general activity (UDA)	15,057
Carry forward general activity (UDA)	0
18/19 Contracted orthodontic activity (UOA)	0
Carry forward orthodontic activity (UOA)	0
Baseline contract value	£311,150.95

### ACCESS\*

Patients seen in 24 months	Total	Change since previous quarter
Quarter ending September 2017	6,283	
Quarter ending December 2017	6,256	→
Quarter ending March 2018	6,255	→
Quarter ending June 2018	6,252	→
Quarter ending September 2018	6,343	→
<b>Variance since September 2017</b>	<b>1.0%</b>	<b>→</b>



### ACTIVITY



Adjusted Scheduled Activity (UDA)		
Month	2018	2019
April	879	590
May	2,021	1,618
June	3,103	2,705
July	4,805	4,474
August	6,274	6,011
September	7,708	7,170
October	8,817	
November	10,179	
December	10,927	
January	11,793	
February	13,354	
March	14,578	
April	15,044	
May	15,045	
June	15,045	

### QUALITY

	Quantity	Base Number	Contract	AT	Region	England
% of FP17s for the same patient ID Re-attending within 3 months - Children	81	1,390	5.8%	10.7%	11.4%	11.6%
% of FP17s for the same patient ID Re-attending within 3 months - Adults	306	3,000	10.2%	14.5%	15.0%	15.5%
% of FP17s for the same patient ID Re-attending between 3 & 9 months - Children	753	1,390	54.2%	58.0%	59.9%	58.8%
% of FP17s for the same patient ID Re-attending between 3 & 9 months - Adults	1,629	3,000	54.3%	48.8%	52.0%	51.1%
% of FP17s for Band 1 Urgent Courses	311	4,166	7.5%	8.7%	8.0%	9.0%
% of FP17s Relating to Free Repair or Replacements	13	4,166	0.3%	0.7%	0.8%	0.8%
% of FP17s Relating to Continuations	44	4,166	1.1%	0.8%	0.9%	0.9%
% of Patients satisfied with the dentistry they have received	1	2	N/A	94.2%	93.5%	93.3%
% of Patients satisfied with the time they had to wait for an appointment	1	2	N/A	87.2%	89.1%	88.9%

\* This is based on patients treated on this contract for their most recent course of treatment. Figures in italics indicate the base number of FP17s or Patient Questionnaire responses are less than 100. N/A is shown where the base number of responses is less than 10 during the period. % is calculated as Quantity/Base number\*100



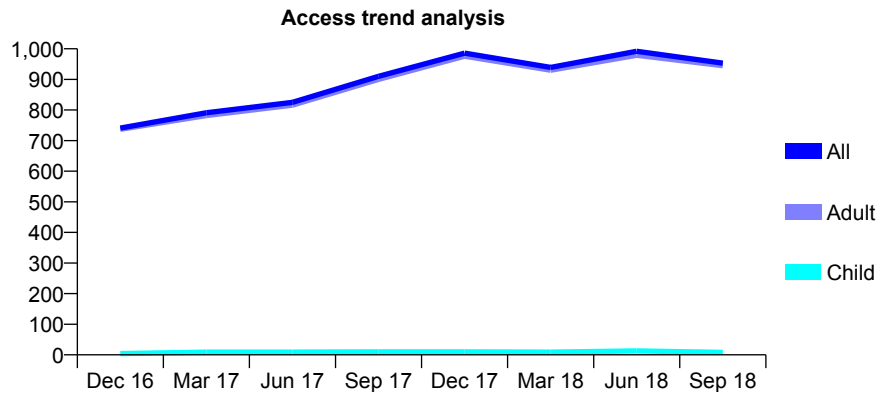
## Q58 - Vital Signs At a Glance Contract Report for 741930/0005 - September 2018

Name or company name	MR A PATEL
Contract type name	PDS Contract
Purpose of contract	General
Contract start date	01/01/2013
Contract end date	31/03/2020

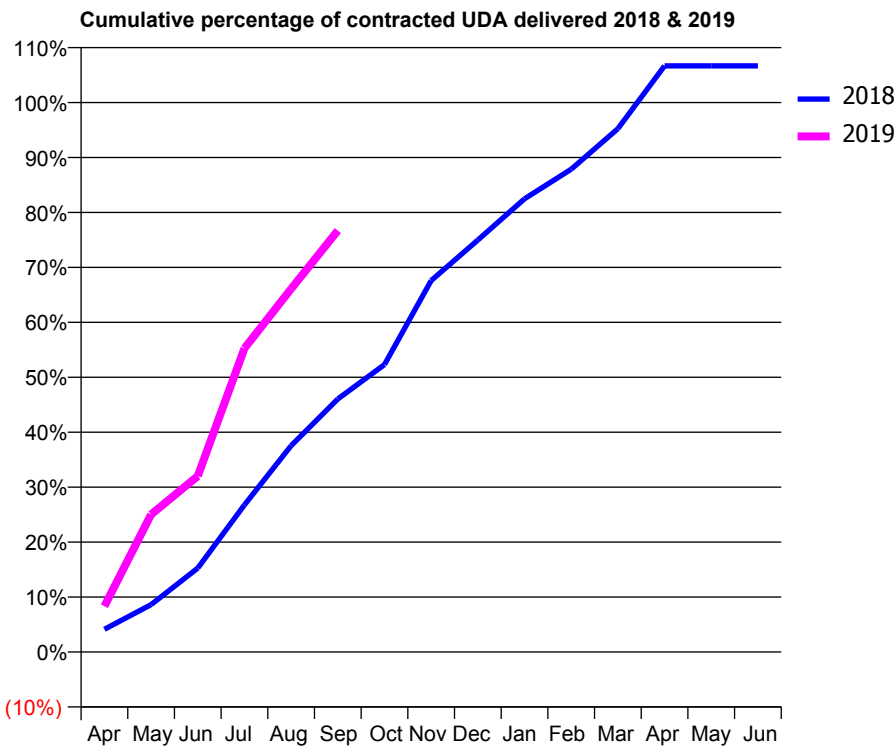
18/19 Contracted general activity (UDA)	1,330
Carry forward general activity (UDA)	0
18/19 Contracted orthodontic activity (UOA)	0
Carry forward orthodontic activity (UOA)	0
Baseline contract value	£88,667.69

### ACCESS\*

Patients seen in 24 months	Total	Change since previous quarter
Quarter ending September 2017	910	
Quarter ending December 2017	986	↑
Quarter ending March 2018	939	↓
Quarter ending June 2018	992	↑
Quarter ending September 2018	953	↓
<b>Variance since September 2017</b>	<b>4.7%</b>	<b>↑</b>



### ACTIVITY



Month	Adjusted Scheduled Activity (UDA)	
	2018	2019
April	99	111
May	207	333
June	366	426
July	642	735
August	900	879
September	1,104	1,020
October	1,254	
November	1,620	
December	1,797	
January	1,977	
February	2,106	
March	2,283	
April	2,557	
May	2,557	
June	2,557	

### QUALITY

	Quantity	Base Number	Contract	AT	Region	England
% of FP17s for the same patient ID Re-attending within 3 months - Children	0	6	0.0%	10.7%	11.4%	11.6%
% of FP17s for the same patient ID Re-attending within 3 months - Adults	1	440	0.2%	14.5%	15.0%	15.5%
% of FP17s for the same patient ID Re-attending between 3 & 9 months - Children	0	6	0.0%	58.0%	59.9%	58.8%
% of FP17s for the same patient ID Re-attending between 3 & 9 months - Adults	6	440	1.4%	48.8%	52.0%	51.1%
% of FP17s for Band 1 Urgent Courses	0	340	0.0%	8.7%	8.0%	9.0%
% of FP17s Relating to Free Repair or Replacements	0	340	0.0%	0.7%	0.8%	0.8%
% of FP17s Relating to Continuations	0	340	0.0%	0.8%	0.9%	0.9%
% of Patients satisfied with the dentistry they have received	2	2	N/A	94.2%	93.5%	93.3%
% of Patients satisfied with the time they had to wait for an appointment	2	2	N/A	87.2%	89.1%	88.9%

\* This is based on patients treated on this contract for their most recent course of treatment. Figures in italics indicate the base number of FP17s or Patient Questionnaire responses are less than 100. N/A is shown where the base number of responses is less than 10 during the period. % is calculated as Quantity/Base number\*100

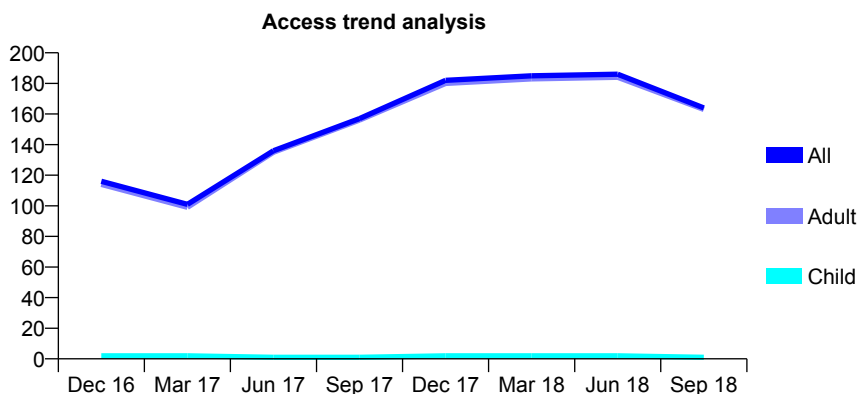
## Q58 - Vital Signs At a Glance Contract Report for 741930/0006 - September 2018

Name or company name	MR A PATEL
Contract type name	PDS Contract
Purpose of contract	General
Contract start date	01/01/2013
Contract end date	31/03/2020

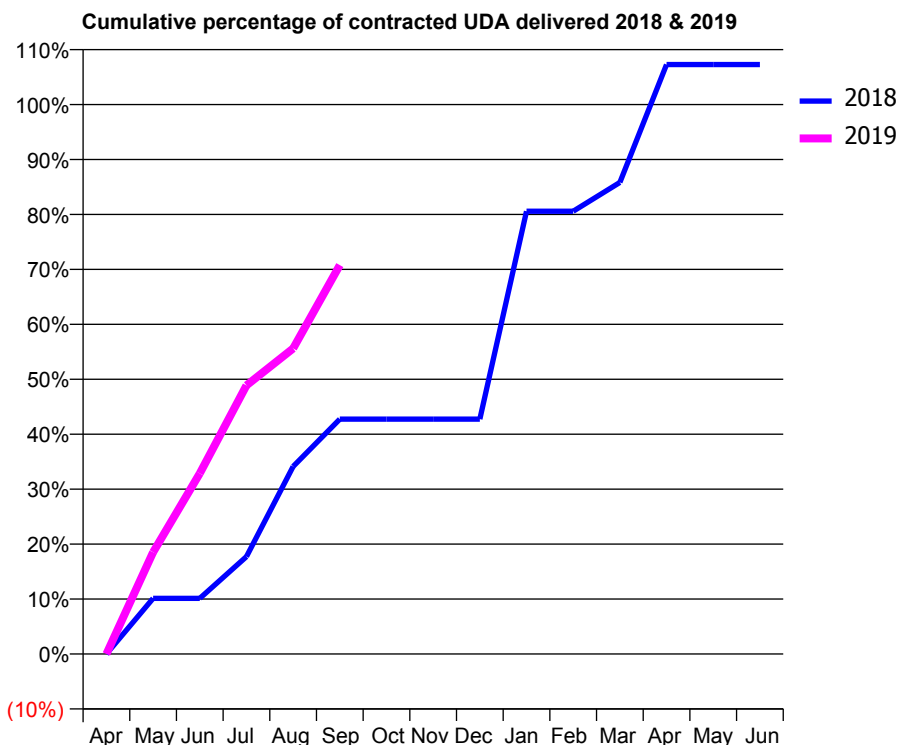
18/19 Contracted general activity (UDA)	356
Carry forward general activity (UDA)	0
18/19 Contracted orthodontic activity (UOA)	0
Carry forward orthodontic activity (UOA)	0
Baseline contract value	£23,734.36

### ACCESS\*

Patients seen in 24 months	Total	Change since previous quarter
Quarter ending September 2017	157	
Quarter ending December 2017	182	↑
Quarter ending March 2018	185	→
Quarter ending June 2018	186	→
Quarter ending September 2018	164	↓
<b>Variance since September 2017</b>	<b>4.5%</b>	<b>↑</b>



### ACTIVITY



Month	Adjusted Scheduled Activity (UDA)	
	2018	2019
April	0	0
May	60	66
June	60	117
July	105	174
August	202	198
September	253	252
October	253	
November	253	
December	253	
January	477	
February	477	
March	508	
April	635	
May	635	
June	635	

### QUALITY

	Quantity	Base Number	Contract	AT	Region	England
% of FP17s for the same patient ID Re-attending within 3 months - Children	0	1	0.0%	10.7%	11.4%	11.6%
% of FP17s for the same patient ID Re-attending within 3 months - Adults	6	127	4.7%	14.5%	15.0%	15.5%
% of FP17s for the same patient ID Re-attending between 3 & 9 months - Children	0	1	0.0%	58.0%	59.9%	58.8%
% of FP17s for the same patient ID Re-attending between 3 & 9 months - Adults	1	127	0.8%	48.8%	52.0%	51.1%
% of FP17s for Band 1 Urgent Courses	0	84	0.0%	8.7%	8.0%	9.0%
% of FP17s Relating to Free Repair or Replacements	0	84	0.0%	0.7%	0.8%	0.8%
% of FP17s Relating to Continuations	0	84	0.0%	0.8%	0.9%	0.9%
% of Patients satisfied with the dentistry they have received	0	0	N/A	94.2%	93.5%	93.3%
% of Patients satisfied with the time they had to wait for an appointment	0	0	N/A	87.2%	89.1%	88.9%

\* This is based on patients treated on this contract for their most recent course of treatment. Figures in italics indicate the base number of FP17s or Patient Questionnaire responses are less than 100. N/A is shown where the base number of responses is less than 10 during the period. % is calculated as Quantity/Base number\*100

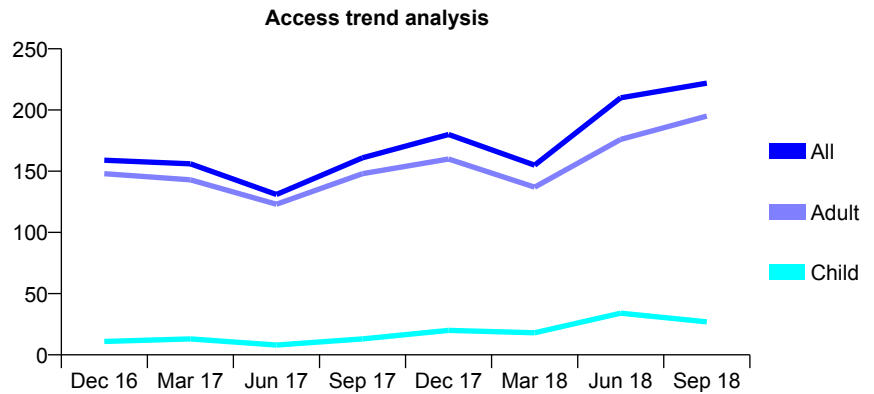
## Q58 - Vital Signs At a Glance Contract Report for 741930/0007 - September 2018

Name or company name	MR A PATEL
Contract type name	PDS Contract
Purpose of contract	General
Contract start date	01/01/2013
Contract end date	31/03/2020

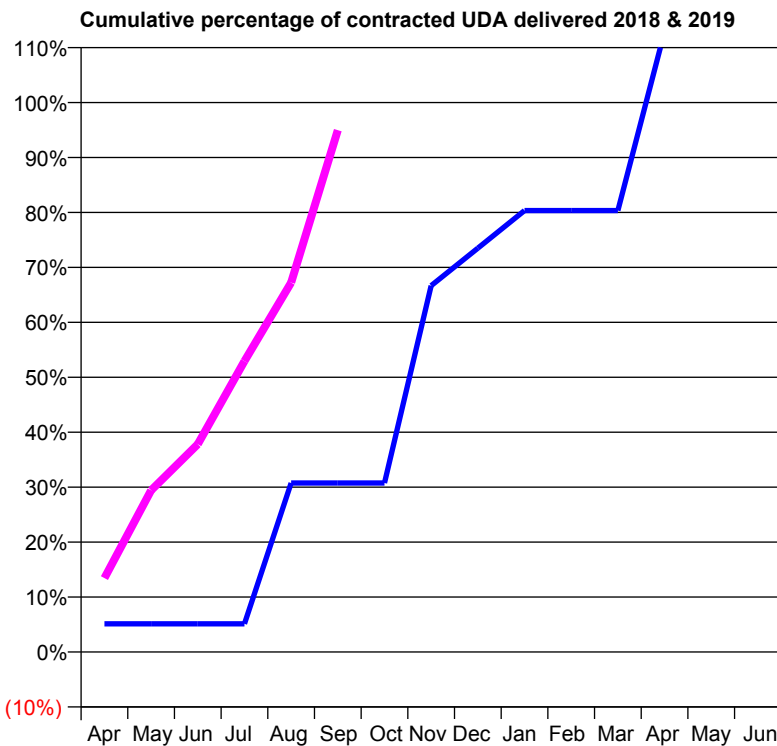
18/19 Contracted general activity (UDA)	357
Carry forward general activity (UDA)	0
18/19 Contracted orthodontic activity (UOA)	0
Carry forward orthodontic activity (UOA)	0
Baseline contract value	£44,626.02

### ACCESS\*

Patients seen in 24 months	Total	Change since previous quarter
Quarter ending September 2017	161	
Quarter ending December 2017	180	↑
Quarter ending March 2018	155	↓
Quarter ending June 2018	210	↑
Quarter ending September 2018	222	↑
<b>Variance since September 2017</b>	<b>37.9%</b>	<b>↑</b>



### ACTIVITY



Adjusted Scheduled Activity (UDA)		
Month	2018	2019
April	18	48
May	18	105
June	18	135
July	18	189
August	108	240
September	108	339
October	108	
November	234	
December	258	
January	282	
February	282	
March	282	
April	396	
May	399	
June	399	

### QUALITY

	Quantity	Base Number	Contract	AT	Region	England
% of FP17s for the same patient ID Re-attending within 3 months - Children	0	25	0.0%	10.7%	11.4%	11.6%
% of FP17s for the same patient ID Re-attending within 3 months - Adults	0	134	0.0%	14.5%	15.0%	15.5%
% of FP17s for the same patient ID Re-attending between 3 & 9 months - Children	0	25	0.0%	58.0%	59.9%	58.8%
% of FP17s for the same patient ID Re-attending between 3 & 9 months - Adults	0	134	0.0%	48.8%	52.0%	51.1%
% of FP17s for Band 1 Urgent Courses	0	113	0.0%	8.7%	8.0%	9.0%
% of FP17s Relating to Free Repair or Replacements	0	113	0.0%	0.7%	0.8%	0.8%
% of FP17s Relating to Continuations	0	113	0.0%	0.8%	0.9%	0.9%
% of Patients satisfied with the dentistry they have received	0	0	N/A	94.2%	93.5%	93.3%
% of Patients satisfied with the time they had to wait for an appointment	0	0	N/A	87.2%	89.1%	88.9%

\* This is based on patients treated on this contract for their most recent course of treatment. Figures in italics indicate the base number of FP17s or Patient Questionnaire responses are less than 100. N/A is shown where the base number of responses is less than 10 during the period. % is calculated as Quantity/Base number\*100

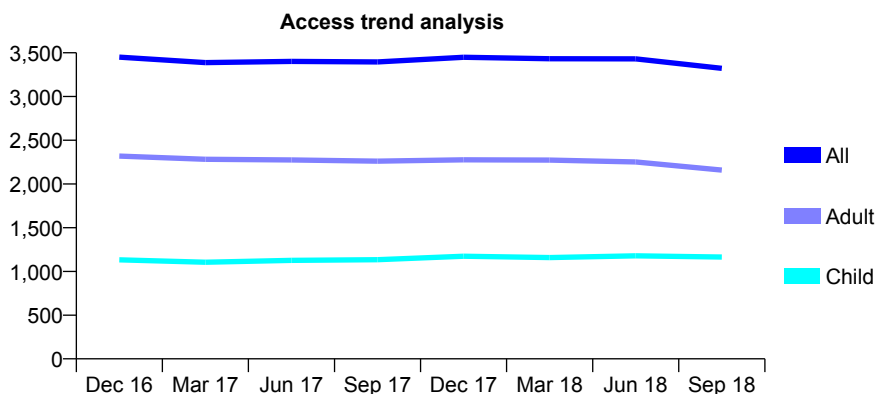
## Q58 - Vital Signs At a Glance Contract Report for 742082/0001 - September 2018

Name or company name	MR N BLOOM
Contract type name	GDS Contract
Purpose of contract	General
Contract start date	01/04/2006
Contract end date	

18/19 Contracted general activity (UDA)	8,724
Carry forward general activity (UDA)	-174
18/19 Contracted orthodontic activity (UOA)	0
Carry forward orthodontic activity (UOA)	0
Baseline contract value	£280,901.73

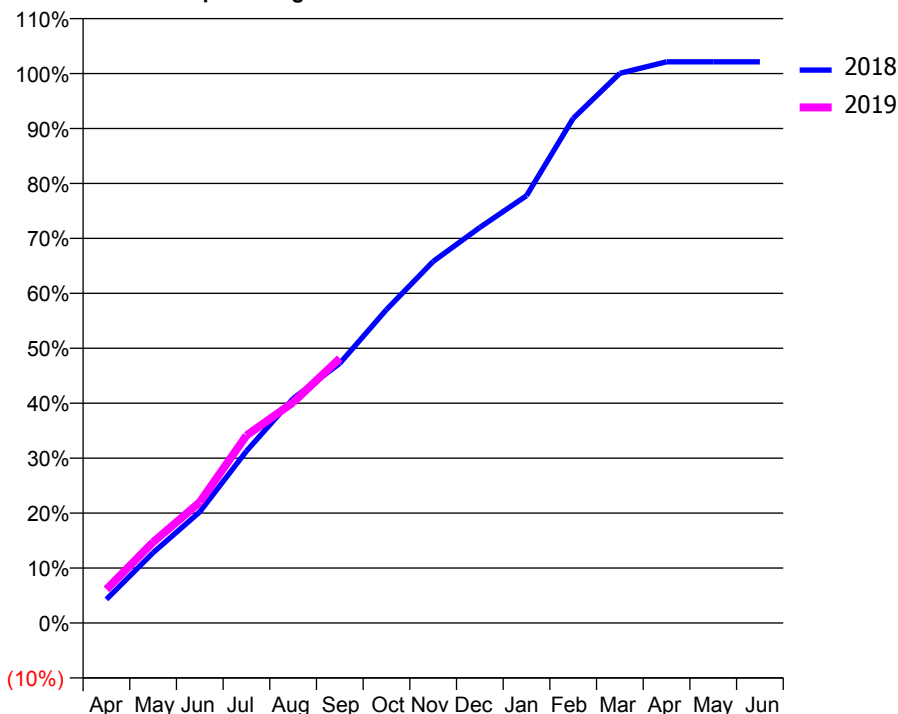
### ACCESS\*

Patients seen in 24 months	Total	Change since previous quarter
Quarter ending September 2017	3,395	
Quarter ending December 2017	3,449	→
Quarter ending March 2018	3,432	→
Quarter ending June 2018	3,430	→
Quarter ending September 2018	3,323	↓
<b>Variance since September 2017</b>	<b>(2.1%)</b>	<b>↓</b>



### ACTIVITY

Cumulative percentage of contracted UDA delivered 2018 & 2019



Month	Adjusted Scheduled Activity (UDA)	
	2018	2019
April	375	534
May	1,117	1,284
June	1,765	1,919
July	2,730	2,978
August	3,563	3,502
September	4,123	4,202
October	4,977	
November	5,740	
December	6,280	
January	6,785	
February	8,011	
March	8,728	
April	8,909	
May	8,909	
June	8,909	

### QUALITY

	Quantity	Base Number	Contract	AT	Region	England
% of FP17s for the same patient ID Re-attending within 3 months - Children	63	804	7.8%	10.7%	11.4%	11.6%
% of FP17s for the same patient ID Re-attending within 3 months - Adults	110	1,132	9.7%	14.5%	15.0%	15.5%
% of FP17s for the same patient ID Re-attending between 3 & 9 months - Children	368	804	45.8%	58.0%	59.9%	58.8%
% of FP17s for the same patient ID Re-attending between 3 & 9 months - Adults	485	1,132	42.8%	48.8%	52.0%	51.1%
% of FP17s for Band 1 Urgent Courses	164	1,851	8.9%	8.7%	8.0%	9.0%
% of FP17s Relating to Free Repair or Replacements	2	1,851	0.1%	0.7%	0.8%	0.8%
% of FP17s Relating to Continuations	6	1,851	0.3%	0.8%	0.9%	0.9%
% of Patients satisfied with the dentistry they have received	0	1	N/A	94.2%	93.5%	93.3%
% of Patients satisfied with the time they had to wait for an appointment	0	1	N/A	87.2%	89.1%	88.9%

\* This is based on patients treated on this contract for their most recent course of treatment. Figures in italics indicate the base number of FP17s or Patient Questionnaire responses are less than 100. N/A is shown where the base number of responses is less than 10 during the period. % is calculated as Quantity/Base number\*100

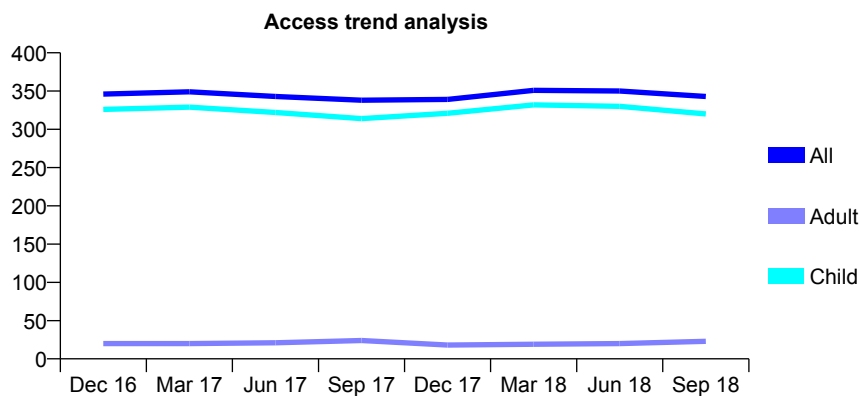
## Q58 - Vital Signs At a Glance Contract Report for 746746/0001 - September 2018

Name or company name	MR RJ MILLER-WHITE
Contract type name	GDS Contract
Purpose of contract	General
Contract start date	01/04/2006
Contract end date	

18/19 Contracted general activity (UDA)	800
Carry forward general activity (UDA)	0
18/19 Contracted orthodontic activity (UOA)	0
Carry forward orthodontic activity (UOA)	0
Baseline contract value	£24,743.17

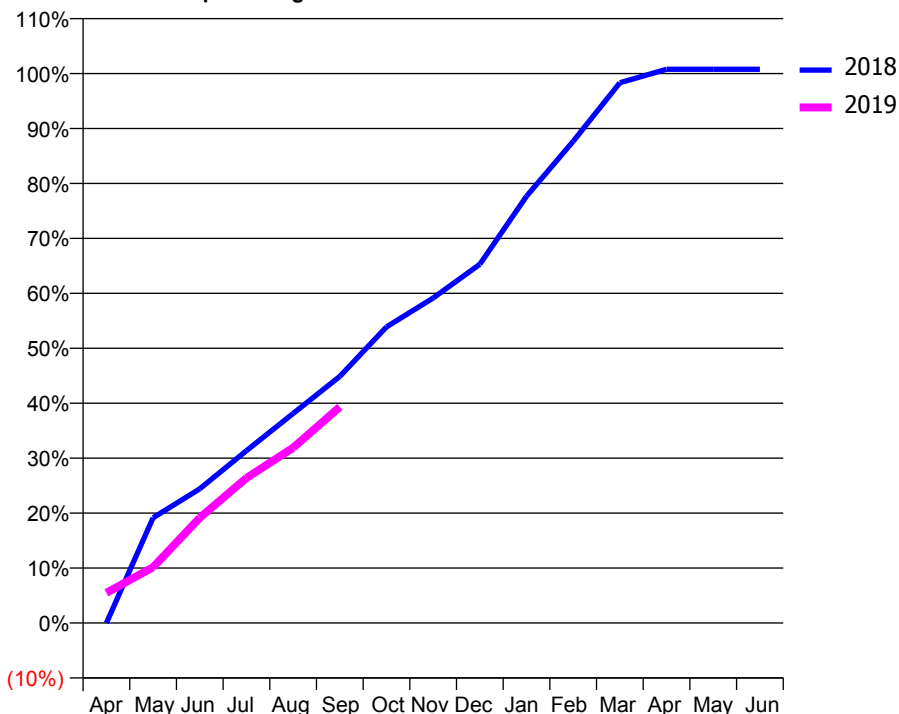
### ACCESS\*

Patients seen in 24 months	Total	Change since previous quarter
Quarter ending September 2017	338	
Quarter ending December 2017	339	→
Quarter ending March 2018	351	↑
Quarter ending June 2018	350	→
Quarter ending September 2018	343	↓
<b>Variance since September 2017</b>	<b>1.5%</b>	<b>→</b>



### ACTIVITY

Cumulative percentage of contracted UDA delivered 2018 & 2019



Month	Adjusted Scheduled Activity (UDA)	
	2018	2019
April	0	44
May	153	81
June	195	153
July	251	211
August	305	255
September	359	315
October	431	
November	473	
December	522	
January	621	
February	701	
March	787	
April	806	
May	806	
June	806	

### QUALITY

	Quantity	Base Number	Contract	AT	Region	England
% of FP17s for the same patient ID Re-attending within 3 months - Children	18	234	7.7%	10.7%	11.4%	11.6%
% of FP17s for the same patient ID Re-attending within 3 months - Adults	0	0	N/A	14.5%	15.0%	15.5%
% of FP17s for the same patient ID Re-attending between 3 & 9 months - Children	134	234	57.3%	58.0%	59.9%	58.8%
% of FP17s for the same patient ID Re-attending between 3 & 9 months - Adults	0	0	N/A	48.8%	52.0%	51.1%
% of FP17s for Band 1 Urgent Courses	3	217	1.4%	8.7%	8.0%	9.0%
% of FP17s Relating to Free Repair or Replacements	0	217	0.0%	0.7%	0.8%	0.8%
% of FP17s Relating to Continuations	2	217	0.9%	0.8%	0.9%	0.9%
% of Patients satisfied with the dentistry they have received	0	0	N/A	94.2%	93.5%	93.3%
% of Patients satisfied with the time they had to wait for an appointment	0	0	N/A	87.2%	89.1%	88.9%

\* This is based on patients treated on this contract for their most recent course of treatment. Figures in italics indicate the base number of FP17s or Patient Questionnaire responses are less than 100. N/A is shown where the base number of responses is less than 10 during the period. % is calculated as Quantity/Base number\*100

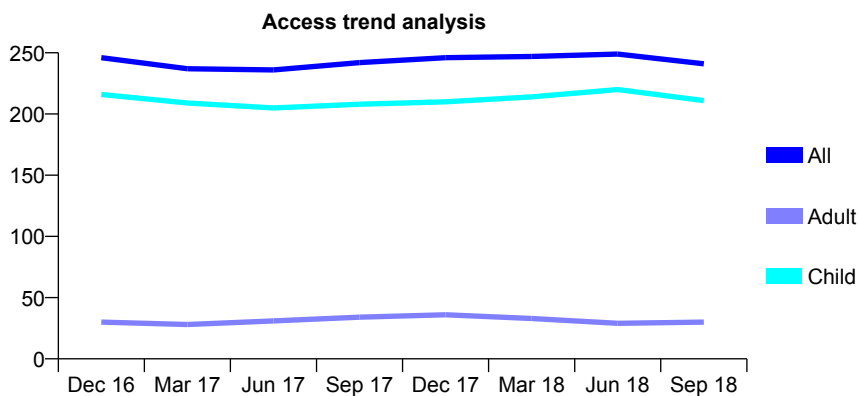
## Q58 - Vital Signs At a Glance Contract Report for 751227/0001 - September 2018

Name or company name	MR GK RABIN
Contract type name	GDS Contract
Purpose of contract	General
Contract start date	01/04/2006
Contract end date	

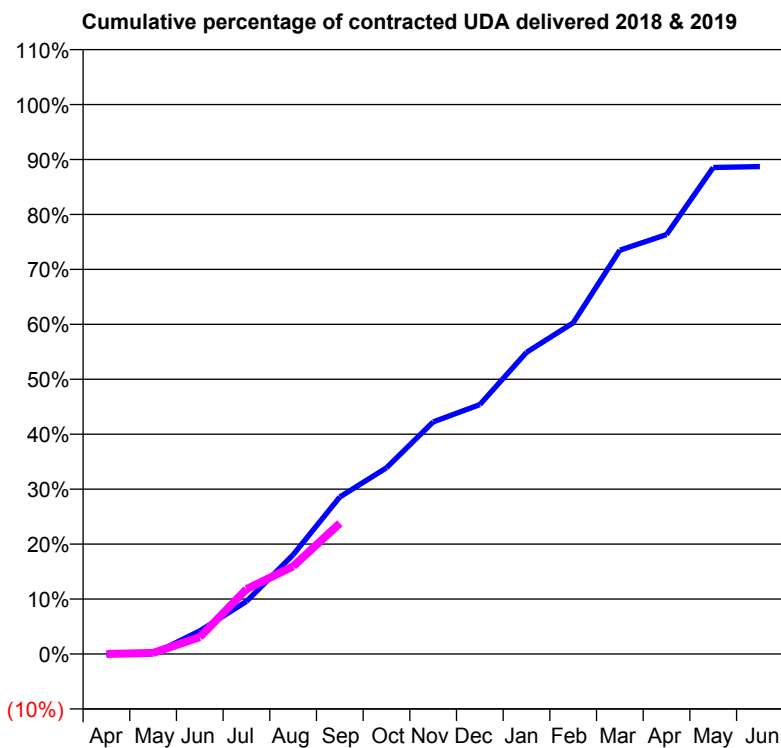
18/19 Contracted general activity (UDA)	600
Carry forward general activity (UDA)	0
18/19 Contracted orthodontic activity (UOA)	0
Carry forward orthodontic activity (UOA)	0
Baseline contract value	£14,471.19

### ACCESS\*

Patients seen in 24 months	Total	Change since previous quarter
Quarter ending September 2017	242	
Quarter ending December 2017	246	→
Quarter ending March 2018	247	→
Quarter ending June 2018	249	→
Quarter ending September 2018	241	↓
<b>Variance since September 2017</b>	<b>(0.4%)</b>	<b>→</b>



### ACTIVITY



Month	Adjusted Scheduled Activity (UDA)	
	2018	2019
April	0	0
May	0	1
June	25	18
July	57	71
August	108	96
September	171	143
October	203	
November	253	
December	272	
January	329	
February	362	
March	441	
April	458	
May	531	
June	532	

### QUALITY

	Quantity	Base Number	Contract	AT	Region	England
% of FP17s for the same patient ID Re-attending within 3 months - Children	14	155	9.0%	10.7%	11.4%	11.6%
% of FP17s for the same patient ID Re-attending within 3 months - Adults	0	4	0.0%	14.5%	15.0%	15.5%
% of FP17s for the same patient ID Re-attending between 3 & 9 months - Children	103	155	66.5%	58.0%	59.9%	58.8%
% of FP17s for the same patient ID Re-attending between 3 & 9 months - Adults	4	4	100.0%	48.8%	52.0%	51.1%
% of FP17s for Band 1 Urgent Courses	4	98	4.1%	8.7%	8.0%	9.0%
% of FP17s Relating to Free Repair or Replacements	0	98	0.0%	0.7%	0.8%	0.8%
% of FP17s Relating to Continuations	0	98	0.0%	0.8%	0.9%	0.9%
% of Patients satisfied with the dentistry they have received	0	0	N/A	94.2%	93.5%	93.3%
% of Patients satisfied with the time they had to wait for an appointment	0	0	N/A	87.2%	89.1%	88.9%

\* This is based on patients treated on this contract for their most recent course of treatment. Figures in italics indicate the base number of FP17s or Patient Questionnaire responses are less than 100. N/A is shown where the base number of responses is less than 10 during the period. % is calculated as Quantity/Base number\*100

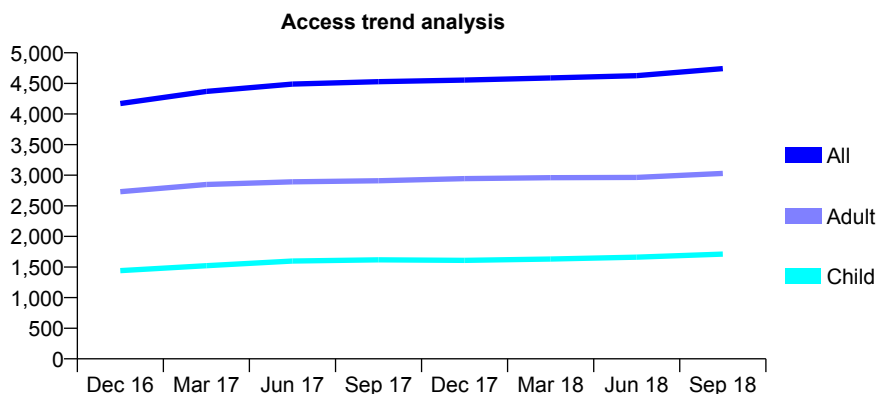
## Q58 - Vital Signs At a Glance Contract Report for 753688/0001 - September 2018

Name or company name	MR B KOTECHA
Contract type name	GDS Contract
Purpose of contract	General
Contract start date	01/04/2006
Contract end date	

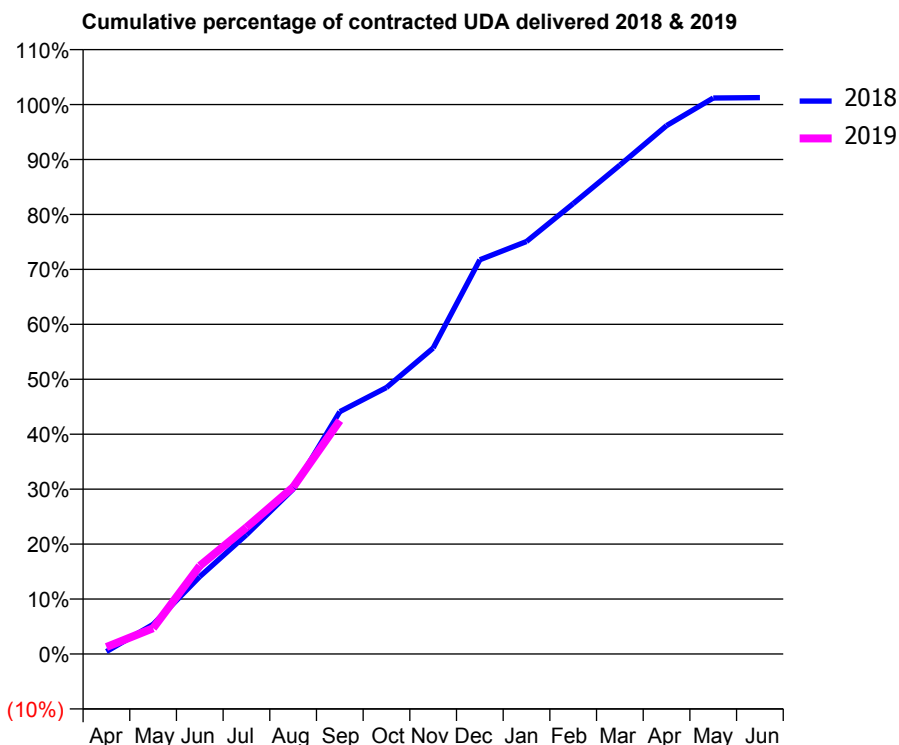
18/19 Contracted general activity (UDA)	13,220
Carry forward general activity (UDA)	-167
18/19 Contracted orthodontic activity (UOA)	0
Carry forward orthodontic activity (UOA)	0
Baseline contract value	£333,873.42

### ACCESS\*

Patients seen in 24 months	Total	Change since previous quarter
Quarter ending September 2017	4,528	
Quarter ending December 2017	4,554	→
Quarter ending March 2018	4,589	→
Quarter ending June 2018	4,626	→
Quarter ending September 2018	4,742	↑
<b>Variance since September 2017</b>	<b>4.7%</b>	<b>↑</b>



### ACTIVITY



Month	Adjusted Scheduled Activity (UDA)	
	2018	2019
April	59	167
May	715	620
June	1,862	2,123
July	2,870	3,047
August	3,968	4,014
September	5,832	5,615
October	6,410	
November	7,362	
December	9,484	
January	9,923	
February	10,836	
March	11,761	
April	12,711	
May	13,377	
June	13,387	

### QUALITY

	Quantity	Base Number	Contract	AT	Region	England
% of FP17s for the same patient ID Re-attending within 3 months - Children	89	1,410	6.3%	10.7%	11.4%	11.6%
% of FP17s for the same patient ID Re-attending within 3 months - Adults	257	2,415	10.6%	14.5%	15.0%	15.5%
% of FP17s for the same patient ID Re-attending between 3 & 9 months - Children	941	1,410	66.7%	58.0%	59.9%	58.8%
% of FP17s for the same patient ID Re-attending between 3 & 9 months - Adults	1,557	2,415	64.5%	48.8%	52.0%	51.1%
% of FP17s for Band 1 Urgent Courses	228	3,013	7.6%	8.7%	8.0%	9.0%
% of FP17s Relating to Free Repair or Replacements	14	3,013	0.5%	0.7%	0.8%	0.8%
% of FP17s Relating to Continuations	7	3,013	0.2%	0.8%	0.9%	0.9%
% of Patients satisfied with the dentistry they have received	2	2	N/A	94.2%	93.5%	93.3%
% of Patients satisfied with the time they had to wait for an appointment	2	2	N/A	87.2%	89.1%	88.9%

\* This is based on patients treated on this contract for their most recent course of treatment. Figures in italics indicate the base number of FP17s or Patient Questionnaire responses are less than 100. N/A is shown where the base number of responses is less than 10 during the period. % is calculated as Quantity/Base number\*100

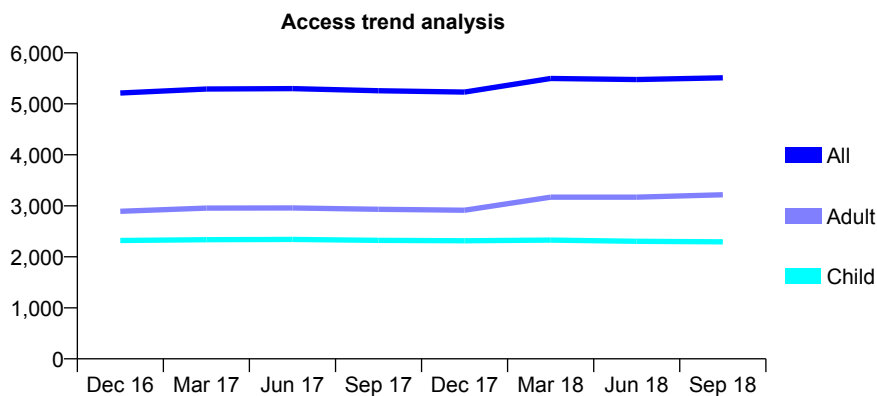
## Q58 - Vital Signs At a Glance Contract Report for 755737/0001 - September 2018

Name or company name	MR SK EFSTRATIOU
Contract type name	GDS Contract
Purpose of contract	General
Contract start date	01/04/2006
Contract end date	

18/19 Contracted general activity (UDA)	11,700
Carry forward general activity (UDA)	-156
18/19 Contracted orthodontic activity (UOA)	0
Carry forward orthodontic activity (UOA)	0
Baseline contract value	£324,485.56

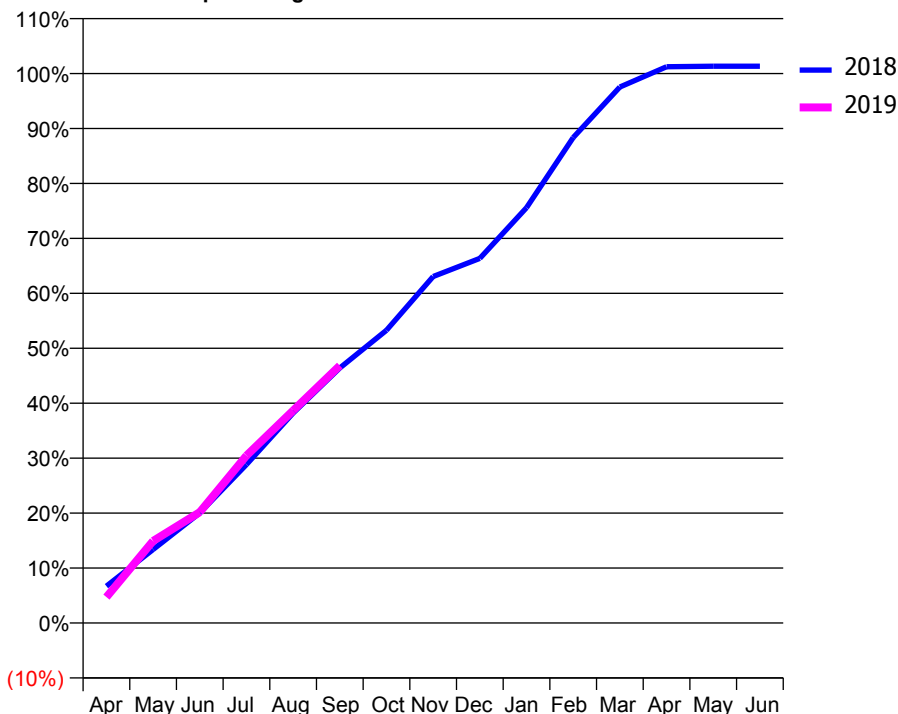
### ACCESS\*

Patients seen in 24 months	Total	Change since previous quarter
Quarter ending September 2017	5,256	
Quarter ending December 2017	5,230	→
Quarter ending March 2018	5,496	↑
Quarter ending June 2018	5,475	→
Quarter ending September 2018	5,511	→
<b>Variance since September 2017</b>	<b>4.9%</b>	<b>↑</b>



### ACTIVITY

Cumulative percentage of contracted UDA delivered 2018 & 2019



Month	Adjusted Scheduled Activity (UDA)	
	2018	2019
April	784	551
May	1,566	1,746
June	2,345	2,360
July	3,375	3,566
August	4,469	4,523
September	5,430	5,481
October	6,233	
November	7,378	
December	7,763	
January	8,842	
February	10,335	
March	11,412	
April	11,845	
May	11,856	
June	11,856	

### QUALITY

	Quantity	Base Number	Contract	AT	Region	England
% of FP17s for the same patient ID Re-attending within 3 months - Children	161	1,805	8.9%	10.7%	11.4%	11.6%
% of FP17s for the same patient ID Re-attending within 3 months - Adults	293	1,829	16.0%	14.5%	15.0%	15.5%
% of FP17s for the same patient ID Re-attending between 3 & 9 months - Children	1,102	1,805	61.1%	58.0%	59.9%	58.8%
% of FP17s for the same patient ID Re-attending between 3 & 9 months - Adults	874	1,829	47.8%	48.8%	52.0%	51.1%
% of FP17s for Band 1 Urgent Courses	291	2,941	9.9%	8.7%	8.0%	9.0%
% of FP17s Relating to Free Repair or Replacements	10	2,941	0.3%	0.7%	0.8%	0.8%
% of FP17s Relating to Continuations	11	2,941	0.4%	0.8%	0.9%	0.9%
% of Patients satisfied with the dentistry they have received	3	3	N/A	94.2%	93.5%	93.3%
% of Patients satisfied with the time they had to wait for an appointment	3	3	N/A	87.2%	89.1%	88.9%

\* This is based on patients treated on this contract for their most recent course of treatment. Figures in italics indicate the base number of FP17s or Patient Questionnaire responses are less than 100. N/A is shown where the base number of responses is less than 10 during the period. % is calculated as Quantity/Base number\*100



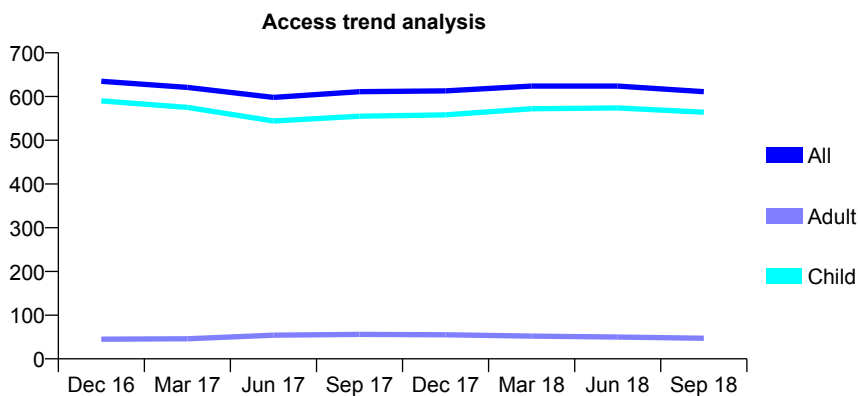
## Q58 - Vital Signs At a Glance Contract Report for 762377/0001 - September 2018

Name or company name	MISS AM BROKESHIRE
Contract type name	GDS Contract
Purpose of contract	General
Contract start date	01/04/2006
Contract end date	

18/19 Contracted general activity (UDA)	990
Carry forward general activity (UDA)	0
18/19 Contracted orthodontic activity (UOA)	0
Carry forward orthodontic activity (UOA)	0
Baseline contract value	£22,724.58

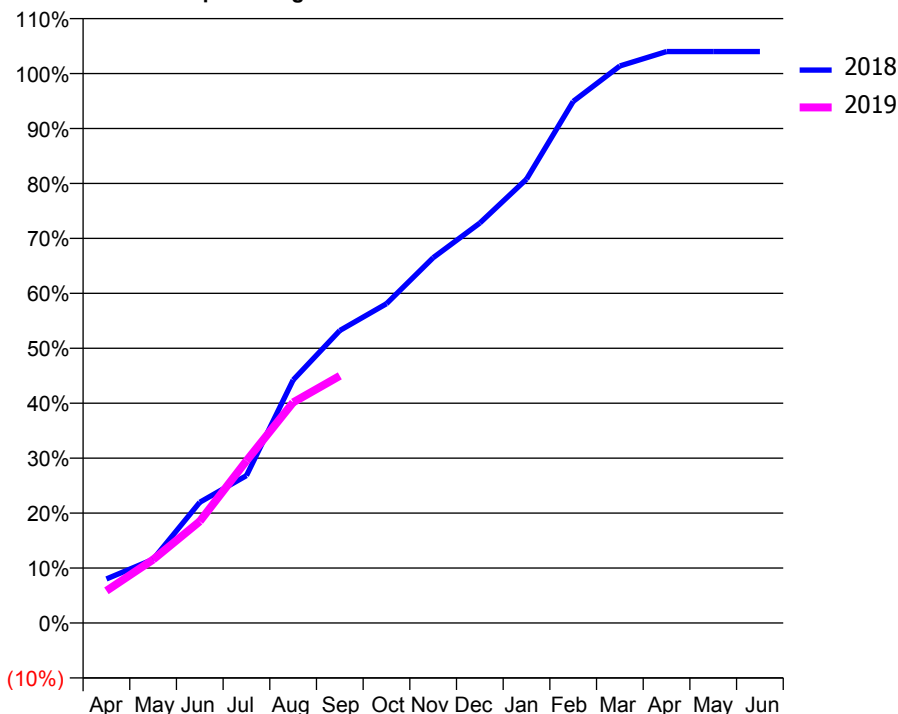
### ACCESS\*

Patients seen in 24 months	Total	Change since previous quarter
Quarter ending September 2017	611	
Quarter ending December 2017	613	→
Quarter ending March 2018	624	→
Quarter ending June 2018	624	→
Quarter ending September 2018	611	↓
<b>Variance since September 2017</b>	<b>0.0%</b>	<b>→</b>



### ACTIVITY

Cumulative percentage of contracted UDA delivered 2018 & 2019



Adjusted Scheduled Activity (UDA)

Month	2018	2019
April	79	58
May	115	114
June	218	183
July	266	292
August	438	397
September	527	445
October	575	
November	658	
December	721	
January	800	
February	940	
March	1,004	
April	1,030	
May	1,030	
June	1,030	

### QUALITY

	Quantity	Base Number	Contract	AT	Region	England
% of FP17s for the same patient ID Re-attending within 3 months - Children	6	364	1.6%	10.7%	11.4%	11.6%
% of FP17s for the same patient ID Re-attending within 3 months - Adults	0	0	N/A	14.5%	15.0%	15.5%
% of FP17s for the same patient ID Re-attending between 3 & 9 months - Children	188	364	51.6%	58.0%	59.9%	58.8%
% of FP17s for the same patient ID Re-attending between 3 & 9 months - Adults	0	0	N/A	48.8%	52.0%	51.1%
% of FP17s for Band 1 Urgent Courses	2	340	0.6%	8.7%	8.0%	9.0%
% of FP17s Relating to Free Repair or Replacements	0	340	0.0%	0.7%	0.8%	0.8%
% of FP17s Relating to Continuations	0	340	0.0%	0.8%	0.9%	0.9%
% of Patients satisfied with the dentistry they have received	1	1	N/A	94.2%	93.5%	93.3%
% of Patients satisfied with the time they had to wait for an appointment	1	1	N/A	87.2%	89.1%	88.9%

\* This is based on patients treated on this contract for their most recent course of treatment. Figures in italics indicate the base number of FP17s or Patient Questionnaire responses are less than 100. N/A is shown where the base number of responses is less than 10 during the period. % is calculated as Quantity/Base number\*100

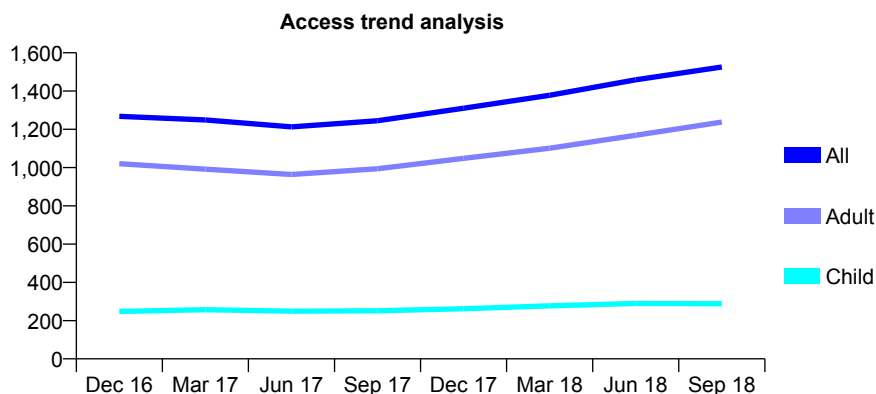
## Q58 - Vital Signs At a Glance Contract Report for 763306/0001 - September 2018

Name or company name	Dr Karan Patel
Contract type name	GDS Contract
Purpose of contract	General
Contract start date	01/04/2006
Contract end date	

18/19 Contracted general activity (UDA)	9,850
Carry forward general activity (UDA)	0
18/19 Contracted orthodontic activity (UOA)	0
Carry forward orthodontic activity (UOA)	0
Baseline contract value	£240,640.70

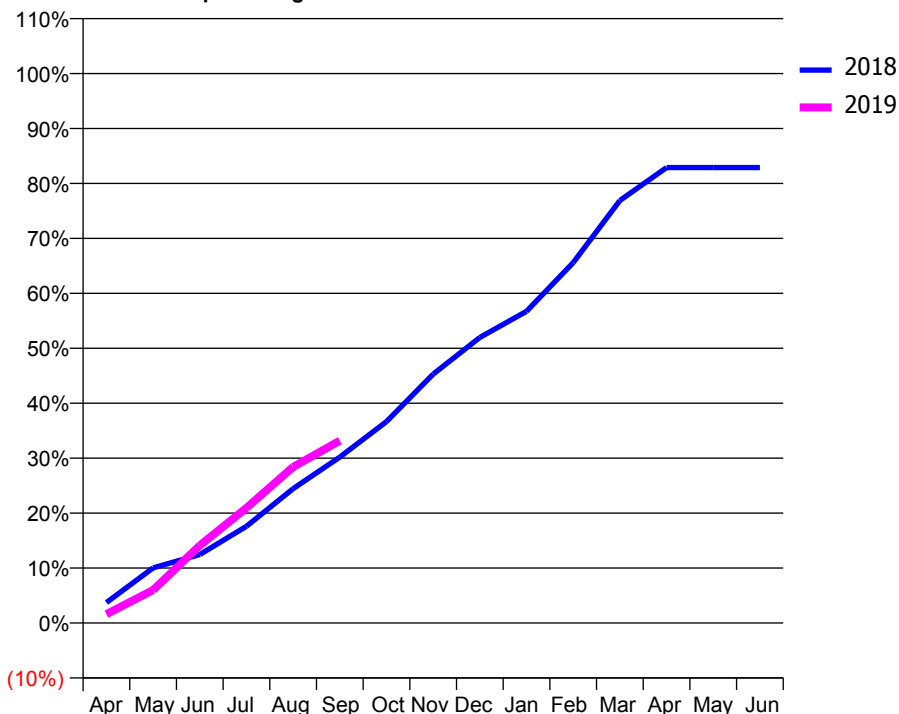
### ACCESS\*

Patients seen in 24 months	Total	Change since previous quarter
Quarter ending September 2017	1,245	
Quarter ending December 2017	1,310	↑
Quarter ending March 2018	1,378	↑
Quarter ending June 2018	1,459	↑
Quarter ending September 2018	1,526	↑
<b>Variance since September 2017</b>	<b>22.6%</b>	<b>↑</b>



### ACTIVITY

Cumulative percentage of contracted UDA delivered 2018 & 2019



Month	Adjusted Scheduled Activity (UDA)	
	2018	2019
April	368	158
May	989	592
June	1,227	1,390
July	1,734	2,064
August	2,408	2,798
September	2,974	3,268
October	3,610	
November	4,461	
December	5,118	
January	5,588	
February	6,459	
March	7,573	
April	8,163	
May	8,164	
June	8,164	

### QUALITY

	Quantity	Base Number	Contract	AT	Region	England
% of FP17s for the same patient ID Re-attending within 3 months - Children	24	213	11.3%	10.7%	11.4%	11.6%
% of FP17s for the same patient ID Re-attending within 3 months - Adults	185	965	19.2%	14.5%	15.0%	15.5%
% of FP17s for the same patient ID Re-attending between 3 & 9 months - Children	107	213	50.2%	58.0%	59.9%	58.8%
% of FP17s for the same patient ID Re-attending between 3 & 9 months - Adults	491	965	50.9%	48.8%	52.0%	51.1%
% of FP17s for Band 1 Urgent Courses	99	1,056	9.4%	8.7%	8.0%	9.0%
% of FP17s Relating to Free Repair or Replacements	8	1,056	0.8%	0.7%	0.8%	0.8%
% of FP17s Relating to Continuations	9	1,056	0.9%	0.8%	0.9%	0.9%
% of Patients satisfied with the dentistry they have received	4	4	N/A	94.2%	93.5%	93.3%
% of Patients satisfied with the time they had to wait for an appointment	3	4	N/A	87.2%	89.1%	88.9%

\* This is based on patients treated on this contract for their most recent course of treatment. Figures in italics indicate the base number of FP17s or Patient Questionnaire responses are less than 100. N/A is shown where the base number of responses is less than 10 during the period. % is calculated as Quantity/Base number\*100

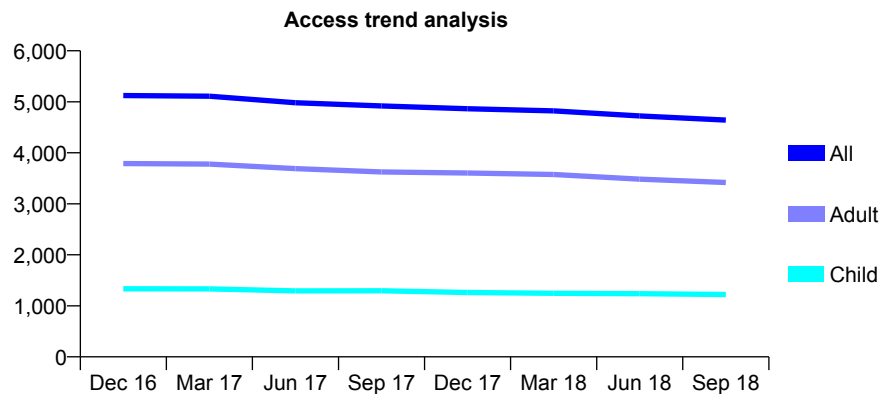
## Q58 - Vital Signs At a Glance Contract Report for 764280/0001 - September 2018

Name or company name	MRS AO IYALLA
Contract type name	GDS Contract
Purpose of contract	General
Contract start date	01/04/2006
Contract end date	

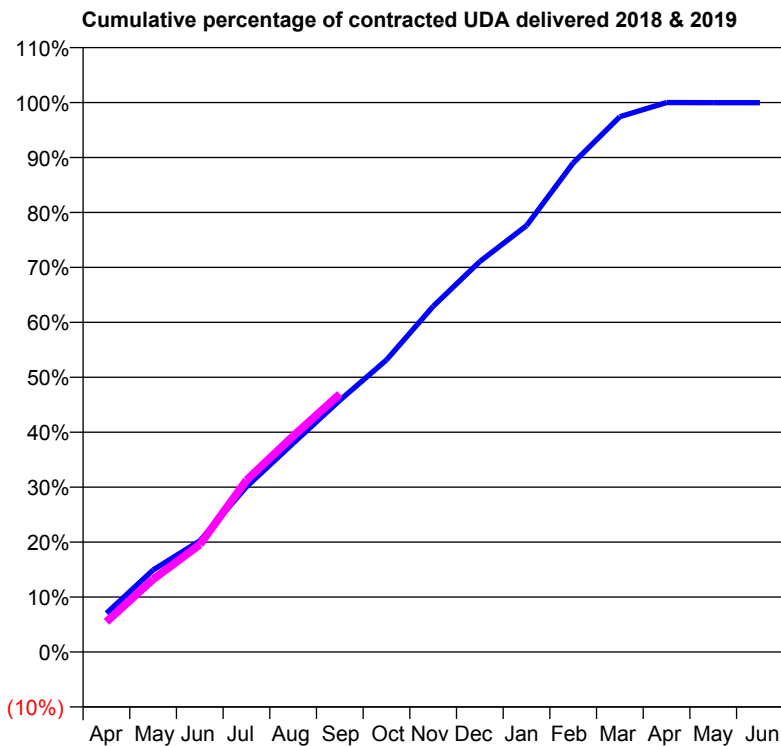
18/19 Contracted general activity (UDA)	15,337
Carry forward general activity (UDA)	0
18/19 Contracted orthodontic activity (UOA)	0
Carry forward orthodontic activity (UOA)	0
Baseline contract value	£391,782.23

### ACCESS\*

Patients seen in 24 months	Total	Change since previous quarter
Quarter ending September 2017	4,919	
Quarter ending December 2017	4,864	↓
Quarter ending March 2018	4,821	→
Quarter ending June 2018	4,722	↓
Quarter ending September 2018	4,641	↓
<b>Variance since September 2017</b>	<b>(5.7%)</b>	<b>↓</b>



### ACTIVITY



Month	Adjusted Scheduled Activity (UDA)	
	2018	2019
April	1,083	843
May	2,291	2,032
June	3,102	2,999
July	4,614	4,795
August	5,827	6,028
September	7,024	7,199
October	8,151	
November	9,649	
December	10,899	
January	11,899	
February	13,649	
March	14,940	
April	15,335	
May	15,332	
June	15,332	

### QUALITY

	Quantity	Base Number	Contract	AT	Region	England
% of FP17s for the same patient ID Re-attending within 3 months - Children	28	820	3.4%	10.7%	11.4%	11.6%
% of FP17s for the same patient ID Re-attending within 3 months - Adults	170	1,918	8.9%	14.5%	15.0%	15.5%
% of FP17s for the same patient ID Re-attending between 3 & 9 months - Children	434	820	52.9%	58.0%	59.9%	58.8%
% of FP17s for the same patient ID Re-attending between 3 & 9 months - Adults	877	1,918	45.7%	48.8%	52.0%	51.1%
% of FP17s for Band 1 Urgent Courses	178	2,612	6.8%	8.7%	8.0%	9.0%
% of FP17s Relating to Free Repair or Replacements	13	2,612	0.5%	0.7%	0.8%	0.8%
% of FP17s Relating to Continuations	0	2,612	0.0%	0.8%	0.9%	0.9%
% of Patients satisfied with the dentistry they have received	2	2	N/A	94.2%	93.5%	93.3%
% of Patients satisfied with the time they had to wait for an appointment	2	2	N/A	87.2%	89.1%	88.9%

\* This is based on patients treated on this contract for their most recent course of treatment. Figures in italics indicate the base number of FP17s or Patient Questionnaire responses are less than 100. N/A is shown where the base number of responses is less than 10 during the period. % is calculated as Quantity/Base number\*100

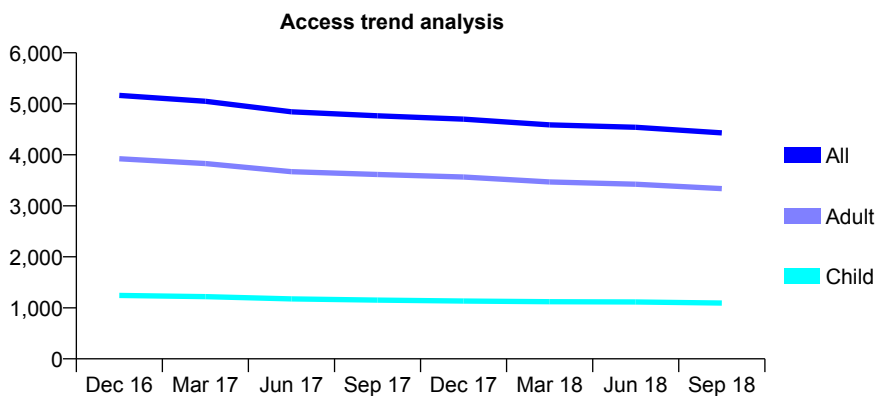
## Q58 - Vital Signs At a Glance Contract Report for 764779/0001 - September 2018

Name or company name	MR PD LITCHFIELD
Contract type name	GDS Contract
Purpose of contract	General
Contract start date	01/04/2006
Contract end date	

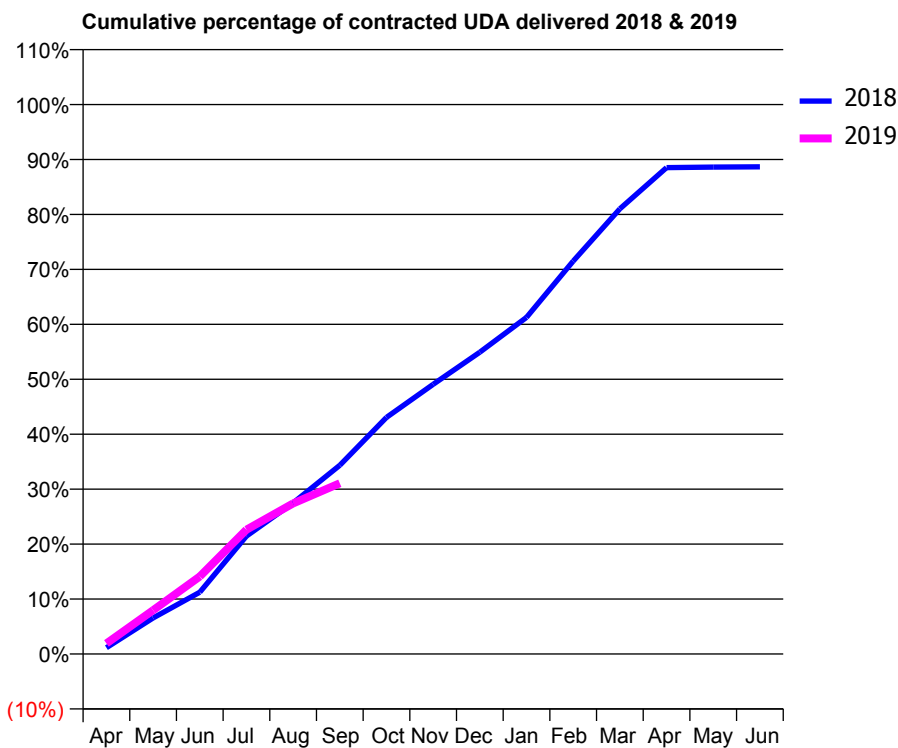
18/19 Contracted general activity (UDA)	13,776
Carry forward general activity (UDA)	0
18/19 Contracted orthodontic activity (UOA)	0
Carry forward orthodontic activity (UOA)	0
Baseline contract value	£356,115.53

### ACCESS\*

Patients seen in 24 months	Total	Change since previous quarter
Quarter ending September 2017	4,766	
Quarter ending December 2017	4,699	↓
Quarter ending March 2018	4,588	↓
Quarter ending June 2018	4,540	↓
Quarter ending September 2018	4,430	↓
<b>Variance since September 2017</b>	<b>(7.0%)</b>	<b>↓</b>



### ACTIVITY



Month	Adjusted Scheduled Activity (UDA)	
	2018	2019
April	159	265
May	905	1,098
June	1,548	1,944
July	2,956	3,118
August	3,791	3,774
September	4,731	4,281
October	5,931	
November	6,763	
December	7,566	
January	8,440	
February	9,852	
March	11,159	
April	12,195	
May	12,207	
June	12,213	

### QUALITY

	Quantity	Base Number	Contract	AT	Region	England
% of FP17s for the same patient ID Re-attending within 3 months - Children	41	502	8.2%	10.7%	11.4%	11.6%
% of FP17s for the same patient ID Re-attending within 3 months - Adults	326	1,612	20.2%	14.5%	15.0%	15.5%
% of FP17s for the same patient ID Re-attending between 3 & 9 months - Children	124	502	24.7%	58.0%	59.9%	58.8%
% of FP17s for the same patient ID Re-attending between 3 & 9 months - Adults	432	1,612	26.8%	48.8%	52.0%	51.1%
% of FP17s for Band 1 Urgent Courses	269	1,760	15.3%	8.7%	8.0%	9.0%
% of FP17s Relating to Free Repair or Replacements	28	1,760	1.6%	0.7%	0.8%	0.8%
% of FP17s Relating to Continuations	59	1,760	3.4%	0.8%	0.9%	0.9%
% of Patients satisfied with the dentistry they have received	2	2	N/A	94.2%	93.5%	93.3%
% of Patients satisfied with the time they had to wait for an appointment	2	2	N/A	87.2%	89.1%	88.9%

\* This is based on patients treated on this contract for their most recent course of treatment. Figures in italics indicate the base number of FP17s or Patient Questionnaire responses are less than 100. N/A is shown where the base number of responses is less than 10 during the period. % is calculated as Quantity/Base number\*100

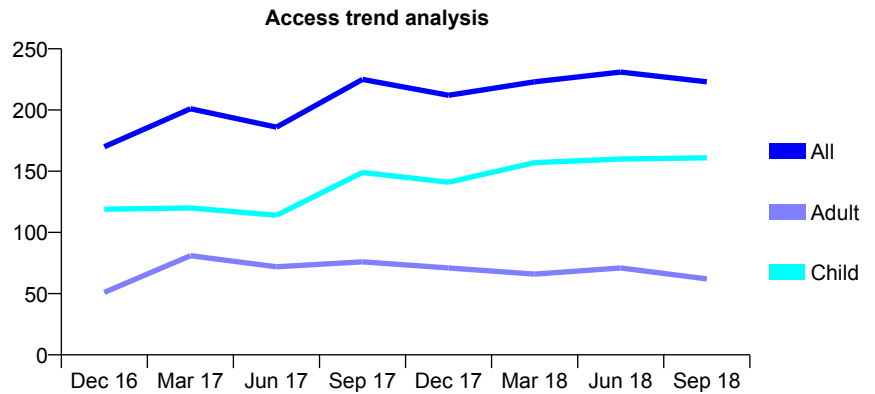
## Q58 - Vital Signs At a Glance Contract Report for 765279/0001 - September 2018

Name or company name	Tilehouse Dental Clinic
Contract type name	GDS Contract
Purpose of contract	General
Contract start date	01/04/2007
Contract end date	

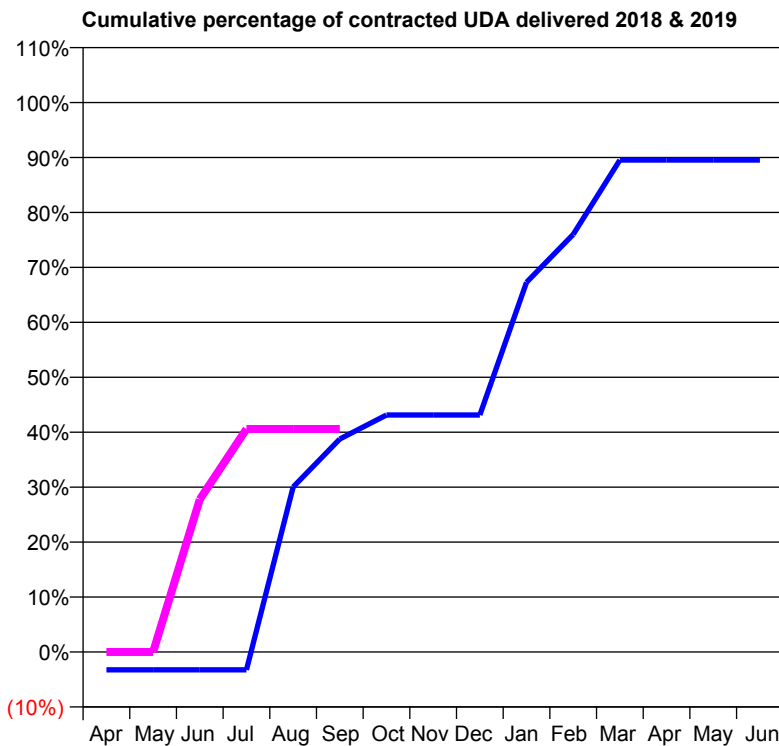
18/19 Contracted general activity (UDA)	275
Carry forward general activity (UDA)	0
18/19 Contracted orthodontic activity (UOA)	0
Carry forward orthodontic activity (UOA)	0
Baseline contract value	£6,083.91

### ACCESS\*

Patients seen in 24 months	Total	Change since previous quarter
Quarter ending September 2017	225	
Quarter ending December 2017	212	↓
Quarter ending March 2018	223	↑
Quarter ending June 2018	231	↑
Quarter ending September 2018	223	↓
<b>Variance since September 2017</b>	<b>(0.9%)</b>	→



### ACTIVITY



Month	Adjusted Scheduled Activity (UDA)	
	2018	2019
April	-9	0
May	-9	0
June	-9	76
July	-9	112
August	83	112
September	107	112
October	119	
November	119	
December	119	
January	185	
February	209	
March	246	
April	246	
May	246	
June	246	

### QUALITY

	Quantity	Base Number	Contract	AT	Region	England
% of FP17s for the same patient ID Re-attending within 3 months - Children	11	106	10.4%	10.7%	11.4%	11.6%
% of FP17s for the same patient ID Re-attending within 3 months - Adults	0	14	0.0%	14.5%	15.0%	15.5%
% of FP17s for the same patient ID Re-attending between 3 & 9 months - Children	67	106	63.2%	58.0%	59.9%	58.8%
% of FP17s for the same patient ID Re-attending between 3 & 9 months - Adults	2	14	14.3%	48.8%	52.0%	51.1%
% of FP17s for Band 1 Urgent Courses	3	94	3.2%	8.7%	8.0%	9.0%
% of FP17s Relating to Free Repair or Replacements	0	94	0.0%	0.7%	0.8%	0.8%
% of FP17s Relating to Continuations	0	94	0.0%	0.8%	0.9%	0.9%
% of Patients satisfied with the dentistry they have received	0	0	N/A	94.2%	93.5%	93.3%
% of Patients satisfied with the time they had to wait for an appointment	0	0	N/A	87.2%	89.1%	88.9%

\* This is based on patients treated on this contract for their most recent course of treatment. Figures in italics indicate the base number of FP17s or Patient Questionnaire responses are less than 100. N/A is shown where the base number of responses is less than 10 during the period. % is calculated as Quantity/Base number\*100

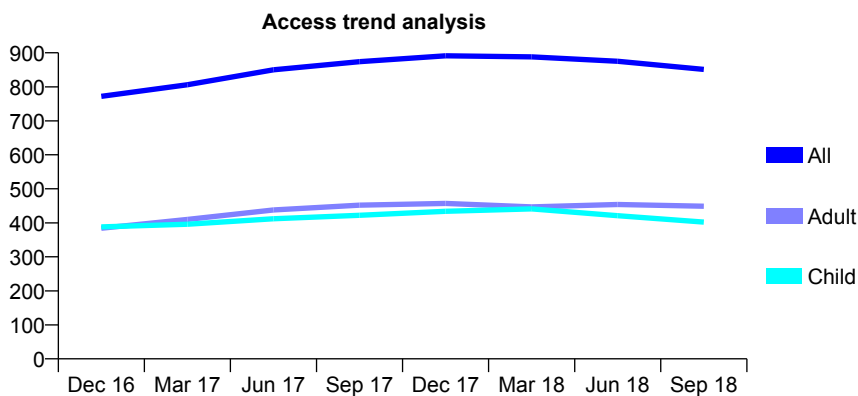
## Q58 - Vital Signs At a Glance Contract Report for 765279/0003 - September 2018

Name or company name	MR NS SHAH
Contract type name	GDS Contract
Purpose of contract	General
Contract start date	14/11/2015
Contract end date	

18/19 Contracted general activity (UDA)	2,010
Carry forward general activity (UDA)	0
18/19 Contracted orthodontic activity (UOA)	0
Carry forward orthodontic activity (UOA)	0
Baseline contract value	£58,700.75

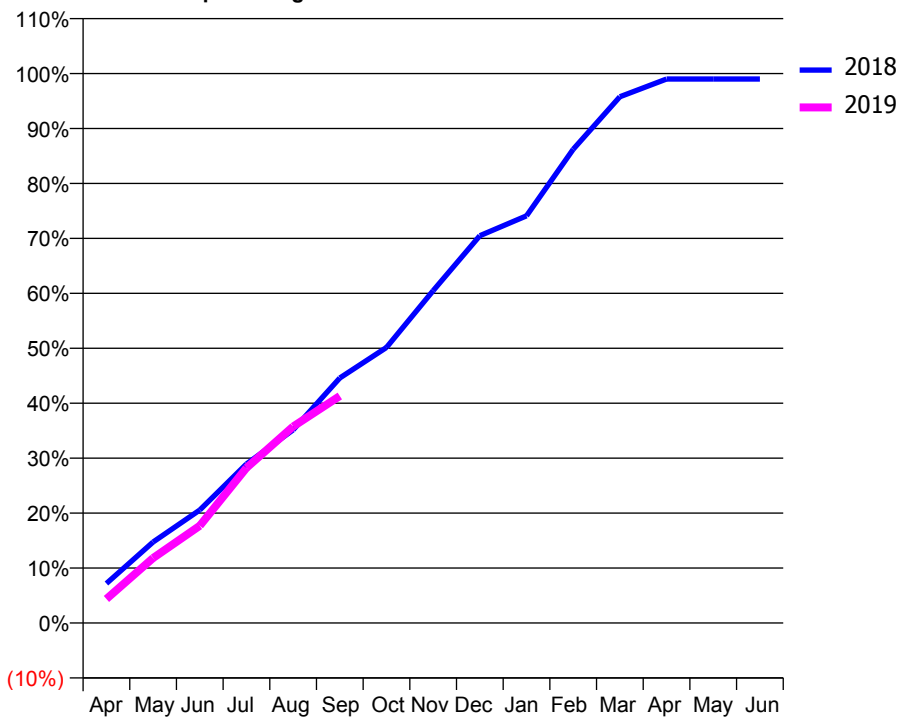
### ACCESS\*

Patients seen in 24 months	Total	Change since previous quarter
Quarter ending September 2017	874	
Quarter ending December 2017	891	→
Quarter ending March 2018	888	→
Quarter ending June 2018	875	↓
Quarter ending September 2018	851	↓
<b>Variance since September 2017</b>	<b>(2.6%)</b>	<b>↓</b>



### ACTIVITY

Cumulative percentage of contracted UDA delivered 2018 & 2019



Month	Adjusted Scheduled Activity (UDA)	
	2018	2019
April	145	88
May	296	238
June	413	356
July	582	567
August	706	719
September	896	830
October	1,008	
November	1,216	
December	1,417	
January	1,489	
February	1,733	
March	1,925	
April	1,990	
May	1,990	
June	1,990	

### QUALITY

	Quantity	Base Number	Contract	AT	Region	England
% of FP17s for the same patient ID Re-attending within 3 months - Children	17	289	5.9%	10.7%	11.4%	11.6%
% of FP17s for the same patient ID Re-attending within 3 months - Adults	34	265	12.8%	14.5%	15.0%	15.5%
% of FP17s for the same patient ID Re-attending between 3 & 9 months - Children	164	289	56.7%	58.0%	59.9%	58.8%
% of FP17s for the same patient ID Re-attending between 3 & 9 months - Adults	136	265	51.3%	48.8%	52.0%	51.1%
% of FP17s for Band 1 Urgent Courses	21	527	4.0%	8.7%	8.0%	9.0%
% of FP17s Relating to Free Repair or Replacements	1	527	0.2%	0.7%	0.8%	0.8%
% of FP17s Relating to Continuations	9	527	1.7%	0.8%	0.9%	0.9%
% of Patients satisfied with the dentistry they have received	0	0	N/A	94.2%	93.5%	93.3%
% of Patients satisfied with the time they had to wait for an appointment	0	0	N/A	87.2%	89.1%	88.9%

\* This is based on patients treated on this contract for their most recent course of treatment. Figures in italics indicate the base number of FP17s or Patient Questionnaire responses are less than 100. N/A is shown where the base number of responses is less than 10 during the period. % is calculated as Quantity/Base number\*100

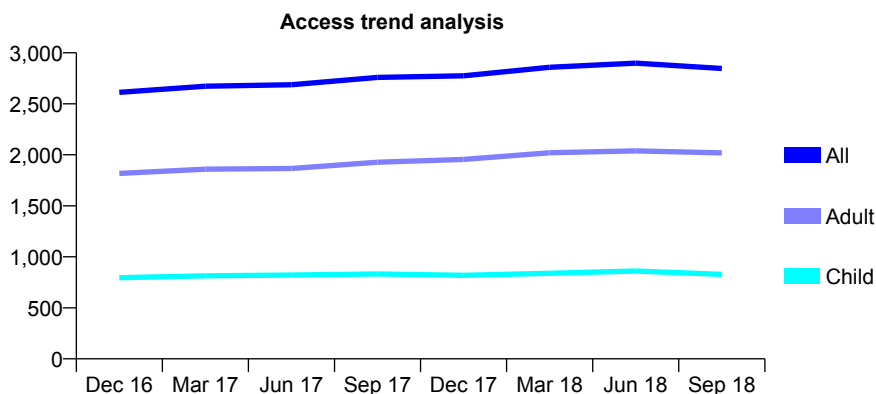
## Q58 - Vital Signs At a Glance Contract Report for 767190/0001 - September 2018

Name or company name	MR S BHOGAITA
Contract type name	GDS Contract
Purpose of contract	General
Contract start date	01/04/2006
Contract end date	

18/19 Contracted general activity (UDA)	8,100
Carry forward general activity (UDA)	0
18/19 Contracted orthodontic activity (UOA)	0
Carry forward orthodontic activity (UOA)	0
Baseline contract value	£214,632.93

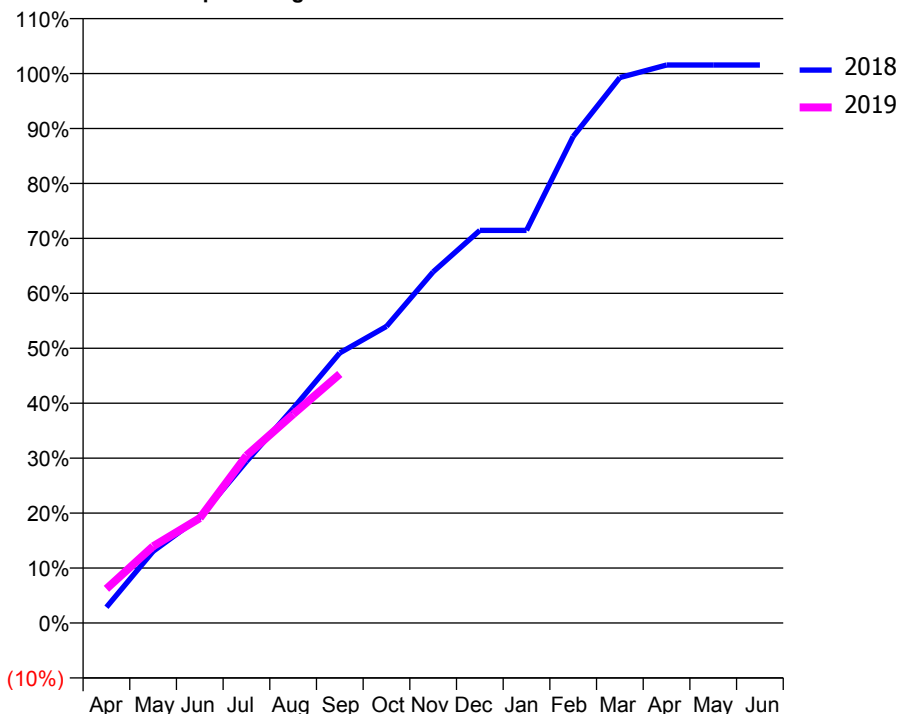
### ACCESS\*

Patients seen in 24 months	Total	Change since previous quarter
Quarter ending September 2017	2,759	
Quarter ending December 2017	2,774	→
Quarter ending March 2018	2,858	↑
Quarter ending June 2018	2,899	→
Quarter ending September 2018	2,847	↓
<b>Variance since September 2017</b>	<b>3.2%</b>	<b>↑</b>



### ACTIVITY

Cumulative percentage of contracted UDA delivered 2018 & 2019



Month	Adjusted Scheduled Activity (UDA)	
	2018	2019
April	233	504
May	1,056	1,131
June	1,560	1,546
July	2,381	2,467
August	3,164	3,077
September	3,981	3,670
October	4,373	
November	5,177	
December	5,787	
January	5,787	
February	7,171	
March	8,039	
April	8,226	
May	8,225	
June	8,225	

### QUALITY

	Quantity	Base Number	Contract	AT	Region	England
% of FP17s for the same patient ID Re-attending within 3 months - Children	19	639	3.0%	10.7%	11.4%	11.6%
% of FP17s for the same patient ID Re-attending within 3 months - Adults	72	1,319	5.5%	14.5%	15.0%	15.5%
% of FP17s for the same patient ID Re-attending between 3 & 9 months - Children	448	639	70.1%	58.0%	59.9%	58.8%
% of FP17s for the same patient ID Re-attending between 3 & 9 months - Adults	713	1,319	54.1%	48.8%	52.0%	51.1%
% of FP17s for Band 1 Urgent Courses	46	1,881	2.4%	8.7%	8.0%	9.0%
% of FP17s Relating to Free Repair or Replacements	7	1,881	0.4%	0.7%	0.8%	0.8%
% of FP17s Relating to Continuations	8	1,881	0.4%	0.8%	0.9%	0.9%
% of Patients satisfied with the dentistry they have received	0	0	N/A	94.2%	93.5%	93.3%
% of Patients satisfied with the time they had to wait for an appointment	0	0	N/A	87.2%	89.1%	88.9%

\* This is based on patients treated on this contract for their most recent course of treatment. Figures in italics indicate the base number of FP17s or Patient Questionnaire responses are less than 100. N/A is shown where the base number of responses is less than 10 during the period. % is calculated as Quantity/Base number\*100

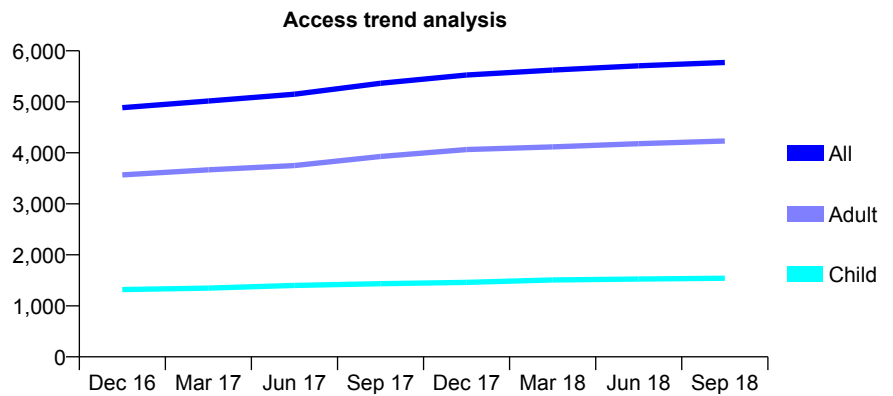
## Q58 - Vital Signs At a Glance Contract Report for 767190/0003 - September 2018

Name or company name	MR S BHOGAITA
Contract type name	GDS Contract
Purpose of contract	General
Contract start date	01/10/2009
Contract end date	

18/19 Contracted general activity (UDA)	15,691
Carry forward general activity (UDA)	0
18/19 Contracted orthodontic activity (UOA)	0
Carry forward orthodontic activity (UOA)	0
Baseline contract value	£482,959.24

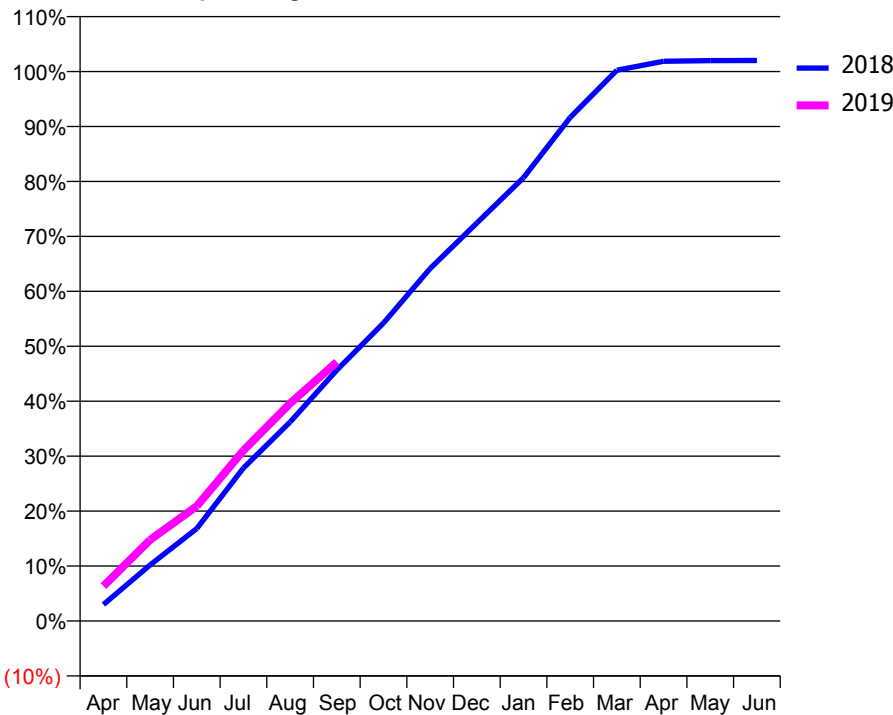
### ACCESS\*

Patients seen in 24 months	Total	Change since previous quarter
Quarter ending September 2017	5,364	
Quarter ending December 2017	5,525	↑
Quarter ending March 2018	5,623	→
Quarter ending June 2018	5,705	→
Quarter ending September 2018	5,771	→
<b>Variance since September 2017</b>	<b>7.6%</b>	<b>↑</b>



### ACTIVITY

Cumulative percentage of contracted UDA delivered 2018 & 2019



Month	Adjusted Scheduled Activity (UDA)	
	2018	2019
April	470	996
May	1,601	2,315
June	2,640	3,280
July	4,371	4,873
August	5,682	6,215
September	7,163	7,397
October	8,507	
November	10,064	
December	11,364	
January	12,660	
February	14,380	
March	15,726	
April	15,983	
May	16,004	
June	16,006	

### QUALITY

	Quantity	Base Number	Contract	AT	Region	England
% of FP17s for the same patient ID Re-attending within 3 months - Children	43	955	4.5%	10.7%	11.4%	11.6%
% of FP17s for the same patient ID Re-attending within 3 months - Adults	187	2,231	8.4%	14.5%	15.0%	15.5%
% of FP17s for the same patient ID Re-attending between 3 & 9 months - Children	478	955	50.1%	58.0%	59.9%	58.8%
% of FP17s for the same patient ID Re-attending between 3 & 9 months - Adults	906	2,231	40.6%	48.8%	52.0%	51.1%
% of FP17s for Band 1 Urgent Courses	193	3,083	6.3%	8.7%	8.0%	9.0%
% of FP17s Relating to Free Repair or Replacements	18	3,083	0.6%	0.7%	0.8%	0.8%
% of FP17s Relating to Continuations	9	3,083	0.3%	0.8%	0.9%	0.9%
% of Patients satisfied with the dentistry they have received	1	2	N/A	94.2%	93.5%	93.3%
% of Patients satisfied with the time they had to wait for an appointment	2	2	N/A	87.2%	89.1%	88.9%

\* This is based on patients treated on this contract for their most recent course of treatment. Figures in italics indicate the base number of FP17s or Patient Questionnaire responses are less than 100. N/A is shown where the base number of responses is less than 10 during the period. % is calculated as Quantity/Base number\*100



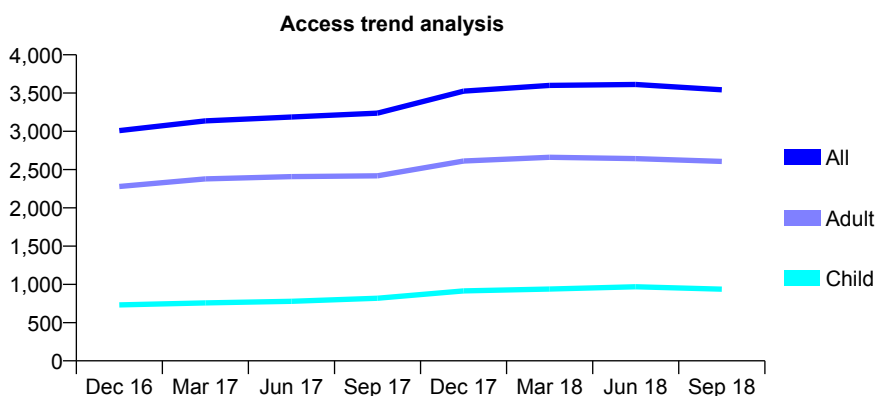
## Q58 - Vital Signs At a Glance Contract Report for 768219/0001 - September 2018

Name or company name	MRS N ADL-SOLTANI
Contract type name	GDS Contract
Purpose of contract	General
Contract start date	01/04/2006
Contract end date	30/09/2018

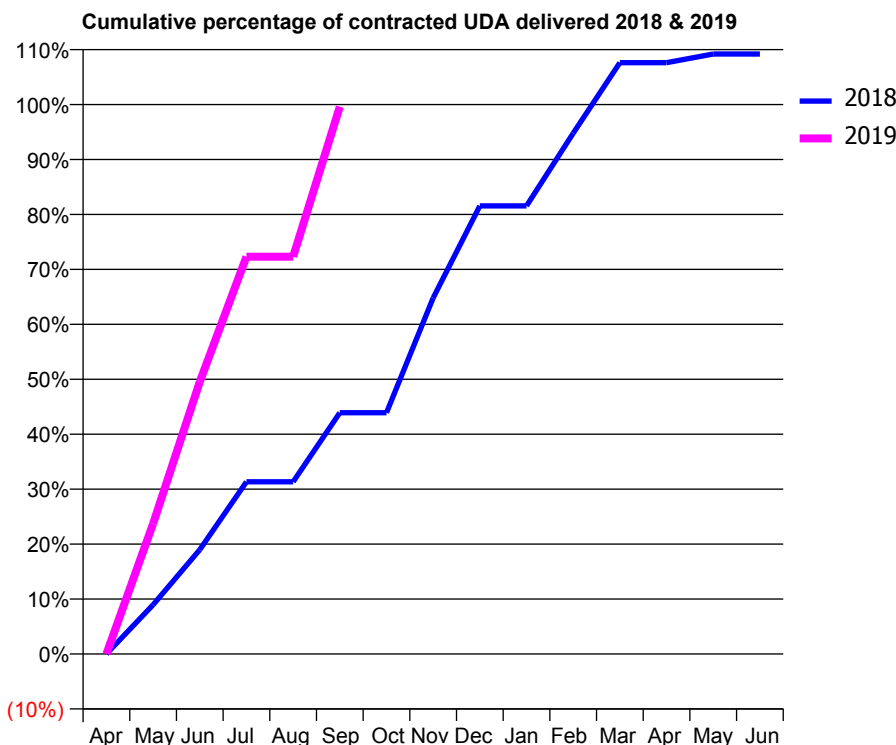
18/19 Contracted general activity (UDA)	4,000
Carry forward general activity (UDA)	0
18/19 Contracted orthodontic activity (UOA)	0
Carry forward orthodontic activity (UOA)	0
Baseline contract value	£119,359.48

### ACCESS\*

Patients seen in 24 months	Total	Change since previous quarter
Quarter ending September 2017	3,238	
Quarter ending December 2017	3,525	↑
Quarter ending March 2018	3,600	↑
Quarter ending June 2018	3,613	→
Quarter ending September 2018	3,543	↓
<b>Variance since September 2017</b>	<b>9.4%</b>	<b>↑</b>



### ACTIVITY



Month	Adjusted Scheduled Activity (UDA)	
	2018	2019
April	0	0
May	717	949
June	1,518	1,982
July	2,507	2,893
August	2,507	2,893
September	3,513	3,984
October	3,513	
November	5,185	
December	6,524	
January	6,524	
February	7,582	
March	8,609	
April	8,609	
May	8,734	
June	8,734	

### QUALITY

	Quantity	Base Number	Contract	AT	Region	England
% of FP17s for the same patient ID Re-attending within 3 months - Children	21	549	3.8%	10.7%	11.4%	11.6%
% of FP17s for the same patient ID Re-attending within 3 months - Adults	73	1,237	5.9%	14.5%	15.0%	15.5%
% of FP17s for the same patient ID Re-attending between 3 & 9 months - Children	203	549	37.0%	58.0%	59.9%	58.8%
% of FP17s for the same patient ID Re-attending between 3 & 9 months - Adults	452	1,237	36.5%	48.8%	52.0%	51.1%
% of FP17s for Band 1 Urgent Courses	75	1,684	4.5%	8.7%	8.0%	9.0%
% of FP17s Relating to Free Repair or Replacements	0	1,684	0.0%	0.7%	0.8%	0.8%
% of FP17s Relating to Continuations	4	1,684	0.2%	0.8%	0.9%	0.9%
% of Patients satisfied with the dentistry they have received	0	0	N/A	94.2%	93.5%	93.3%
% of Patients satisfied with the time they had to wait for an appointment	0	0	N/A	87.2%	89.1%	88.9%

\* This is based on patients treated on this contract for their most recent course of treatment. Figures in italics indicate the base number of FP17s or Patient Questionnaire responses are less than 100. N/A is shown where the base number of responses is less than 10 during the period. % is calculated as Quantity/Base number\*100

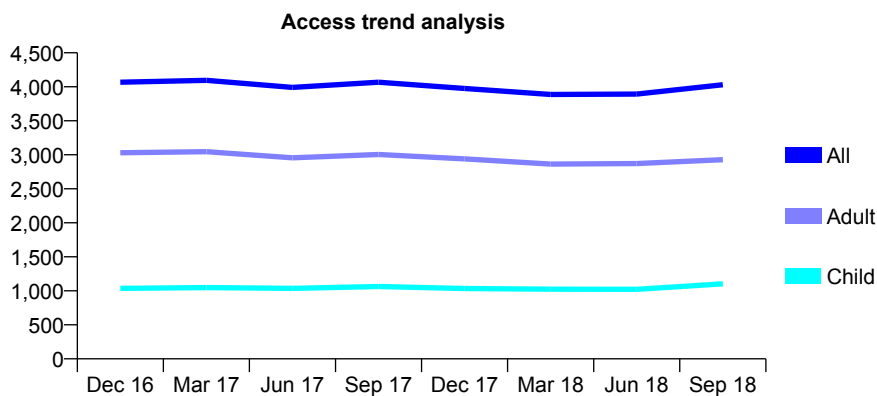
## Q58 - Vital Signs At a Glance Contract Report for 768243/0001 - September 2018

Name or company name	MR M VESALI JAFARABADI
Contract type name	GDS Contract
Purpose of contract	General
Contract start date	01/04/2006
Contract end date	

18/19 Contracted general activity (UDA)	12,000
Carry forward general activity (UDA)	0
18/19 Contracted orthodontic activity (UOA)	0
Carry forward orthodontic activity (UOA)	0
Baseline contract value	£374,879.43

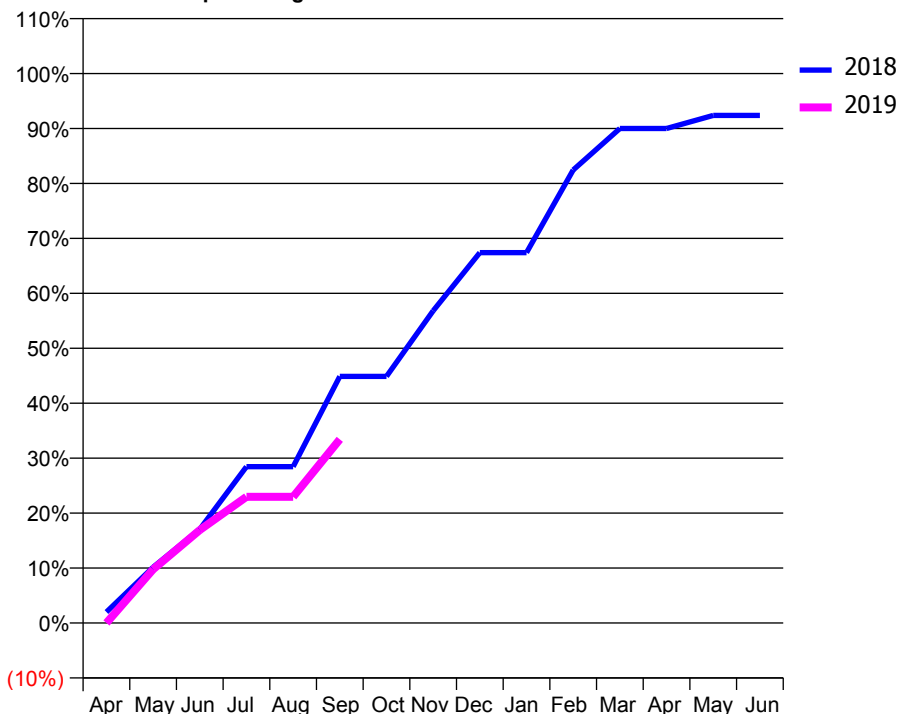
### ACCESS\*

Patients seen in 24 months	Total	Change since previous quarter
Quarter ending September 2017	4,067	
Quarter ending December 2017	3,975	↓
Quarter ending March 2018	3,887	↓
Quarter ending June 2018	3,894	→
Quarter ending September 2018	4,031	↑
<b>Variance since September 2017</b>	<b>(0.9%)</b>	→



### ACTIVITY

Cumulative percentage of contracted UDA delivered 2018 & 2019



Month	Adjusted Scheduled Activity (UDA)	
	2018	2019
April	160	0
May	812	1,171
June	1,366	2,032
July	2,276	2,756
August	2,276	2,756
September	3,591	4,012
October	3,591	
November	4,545	
December	5,393	
January	5,393	
February	6,596	
March	7,199	
April	7,199	
May	7,390	
June	7,390	

### QUALITY

	Quantity	Base Number	Contract	AT	Region	England
% of FP17s for the same patient ID Re-attending within 3 months - Children	9	755	1.2%	10.7%	11.4%	11.6%
% of FP17s for the same patient ID Re-attending within 3 months - Adults	37	1,621	2.3%	14.5%	15.0%	15.5%
% of FP17s for the same patient ID Re-attending between 3 & 9 months - Children	348	755	46.1%	58.0%	59.9%	58.8%
% of FP17s for the same patient ID Re-attending between 3 & 9 months - Adults	680	1,621	41.9%	48.8%	52.0%	51.1%
% of FP17s for Band 1 Urgent Courses	120	2,196	5.5%	8.7%	8.0%	9.0%
% of FP17s Relating to Free Repair or Replacements	0	2,196	0.0%	0.7%	0.8%	0.8%
% of FP17s Relating to Continuations	4	2,196	0.2%	0.8%	0.9%	0.9%
% of Patients satisfied with the dentistry they have received	0	0	N/A	94.2%	93.5%	93.3%
% of Patients satisfied with the time they had to wait for an appointment	0	0	N/A	87.2%	89.1%	88.9%

\* This is based on patients treated on this contract for their most recent course of treatment. Figures in italics indicate the base number of FP17s or Patient Questionnaire responses are less than 100. N/A is shown where the base number of responses is less than 10 during the period. % is calculated as Quantity/Base number\*100

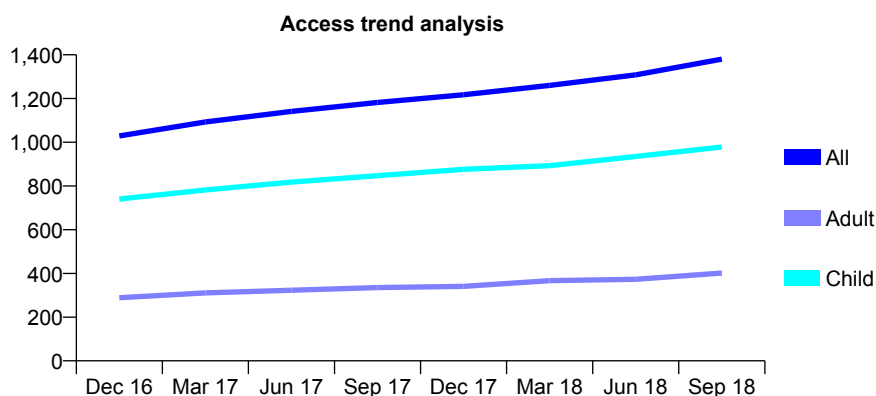
## Q58 - Vital Signs At a Glance Contract Report for 770876/0001 - September 2018

Name or company name	MR SP TAILOR
Contract type name	GDS Contract
Purpose of contract	General
Contract start date	04/04/2008
Contract end date	

18/19 Contracted general activity (UDA)	3,400
Carry forward general activity (UDA)	0
18/19 Contracted orthodontic activity (UOA)	0
Carry forward orthodontic activity (UOA)	0
Baseline contract value	£85,661.02

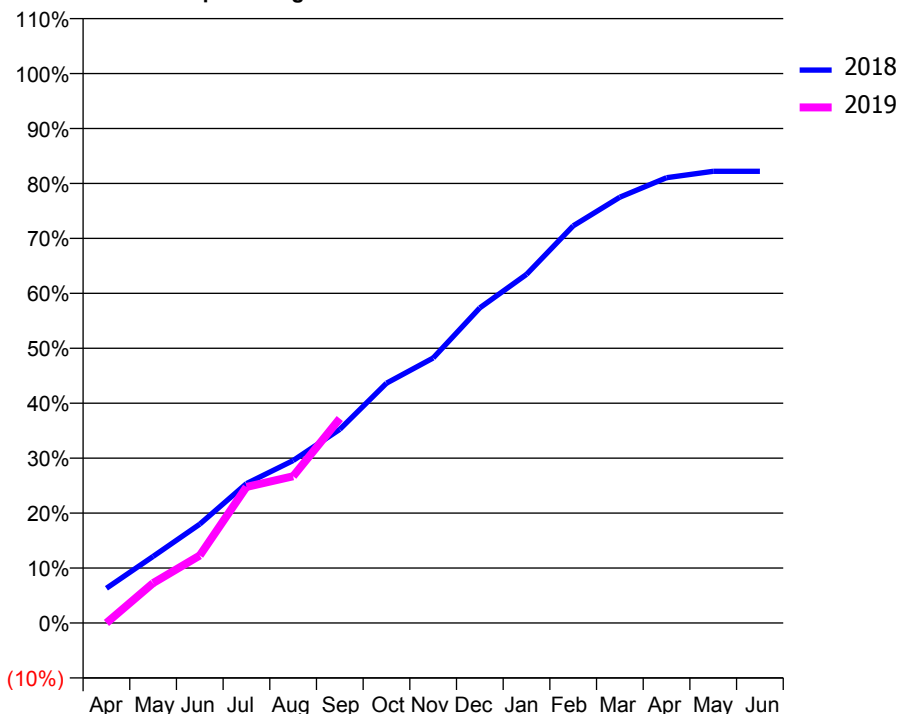
### ACCESS\*

Patients seen in 24 months	Total	Change since previous quarter
Quarter ending September 2017	1,182	
Quarter ending December 2017	1,217	↑
Quarter ending March 2018	1,260	↑
Quarter ending June 2018	1,308	↑
Quarter ending September 2018	1,380	↑
<b>Variance since September 2017</b>	<b>16.8%</b>	<b>↑</b>



### ACTIVITY

**Cumulative percentage of contracted UDA delivered 2018 & 2019**



Adjusted Scheduled Activity (UDA)		
Month	2018	2019
April	215	0
May	412	247
June	612	418
July	862	842
August	1,006	908
September	1,198	1,265
October	1,484	
November	1,640	
December	1,950	
January	2,157	
February	2,458	
March	2,635	
April	2,756	
May	2,795	
June	2,795	

### QUALITY

	Quantity	Base Number	Contract	AT	Region	England
% of FP17s for the same patient ID Re-attending within 3 months - Children	24	704	3.4%	10.7%	11.4%	11.6%
% of FP17s for the same patient ID Re-attending within 3 months - Adults	14	207	6.8%	14.5%	15.0%	15.5%
% of FP17s for the same patient ID Re-attending between 3 & 9 months - Children	416	704	59.1%	58.0%	59.9%	58.8%
% of FP17s for the same patient ID Re-attending between 3 & 9 months - Adults	107	207	51.7%	48.8%	52.0%	51.1%
% of FP17s for Band 1 Urgent Courses	27	818	3.3%	8.7%	8.0%	9.0%
% of FP17s Relating to Free Repair or Replacements	0	818	0.0%	0.7%	0.8%	0.8%
% of FP17s Relating to Continuations	0	818	0.0%	0.8%	0.9%	0.9%
% of Patients satisfied with the dentistry they have received	0	0	N/A	94.2%	93.5%	93.3%
% of Patients satisfied with the time they had to wait for an appointment	0	0	N/A	87.2%	89.1%	88.9%

\* This is based on patients treated on this contract for their most recent course of treatment. Figures in italics indicate the base number of FP17s or Patient Questionnaire responses are less than 100. N/A is shown where the base number of responses is less than 10 during the period. % is calculated as Quantity/Base number\*100

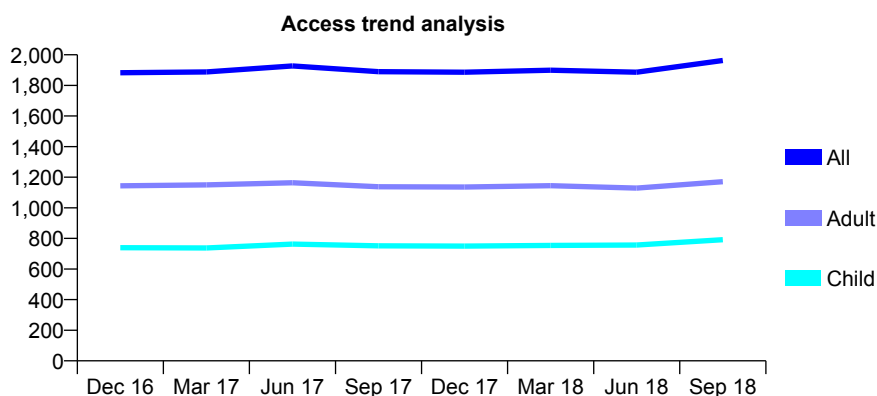
## Q58 - Vital Signs At a Glance Contract Report for 771007/0001 - September 2018

Name or company name	MISS SL BENTLEY
Contract type name	GDS Contract
Purpose of contract	General
Contract start date	01/04/2010
Contract end date	

18/19 Contracted general activity (UDA)	4,899
Carry forward general activity (UDA)	0
18/19 Contracted orthodontic activity (UOA)	0
Carry forward orthodontic activity (UOA)	0
Baseline contract value	£128,727.27

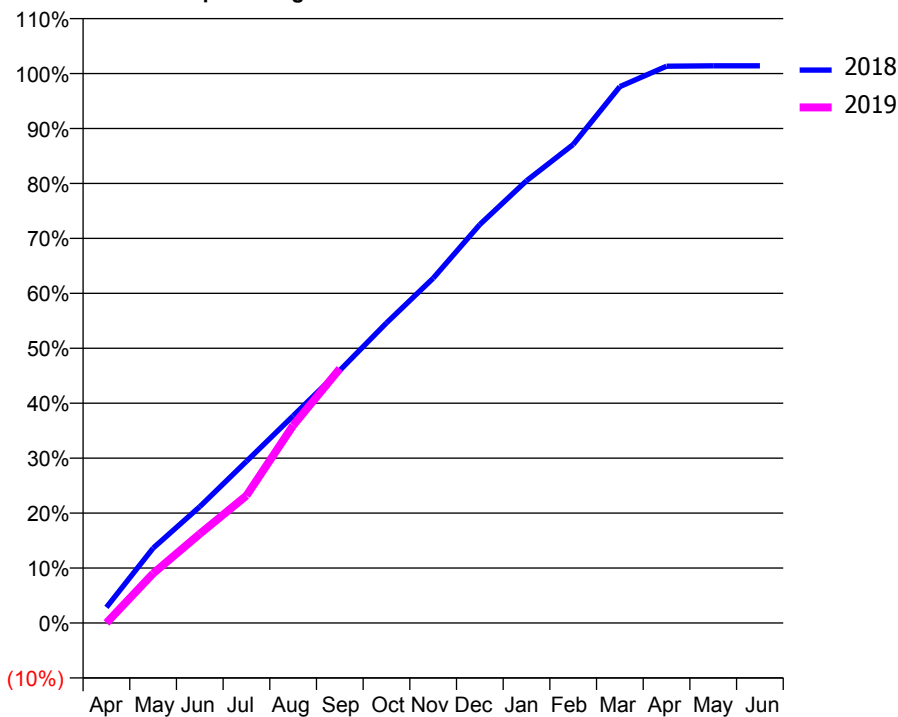
### ACCESS\*

Patients seen in 24 months	Total	Change since previous quarter
Quarter ending September 2017	1,890	
Quarter ending December 2017	1,886	→
Quarter ending March 2018	1,899	→
Quarter ending June 2018	1,886	→
Quarter ending September 2018	1,963	↑
<b>Variance since September 2017</b>	<b>3.9%</b>	<b>↑</b>



### ACTIVITY

Cumulative percentage of contracted UDA delivered 2018 & 2019



Adjusted Scheduled Activity (UDA)

Month	2018	2019
April	139	0
May	668	441
June	1,037	795
July	1,441	1,136
August	1,847	1,761
September	2,253	2,267
October	2,676	
November	3,074	
December	3,553	
January	3,943	
February	4,266	
March	4,782	
April	4,964	
May	4,967	
June	4,967	

### QUALITY

	Quantity	Base Number	Contract	AT	Region	England
% of FP17s for the same patient ID Re-attending within 3 months - Children	46	634	7.3%	10.7%	11.4%	11.6%
% of FP17s for the same patient ID Re-attending within 3 months - Adults	150	920	16.3%	14.5%	15.0%	15.5%
% of FP17s for the same patient ID Re-attending between 3 & 9 months - Children	406	634	64.0%	58.0%	59.9%	58.8%
% of FP17s for the same patient ID Re-attending between 3 & 9 months - Adults	491	920	53.4%	48.8%	52.0%	51.1%
% of FP17s for Band 1 Urgent Courses	99	1,433	6.9%	8.7%	8.0%	9.0%
% of FP17s Relating to Free Repair or Replacements	6	1,433	0.4%	0.7%	0.8%	0.8%
% of FP17s Relating to Continuations	26	1,433	1.8%	0.8%	0.9%	0.9%
% of Patients satisfied with the dentistry they have received	0	0	N/A	94.2%	93.5%	93.3%
% of Patients satisfied with the time they had to wait for an appointment	0	0	N/A	87.2%	89.1%	88.9%

\* This is based on patients treated on this contract for their most recent course of treatment. Figures in italics indicate the base number of FP17s or Patient Questionnaire responses are less than 100. N/A is shown where the base number of responses is less than 10 during the period. % is calculated as Quantity/Base number\*100

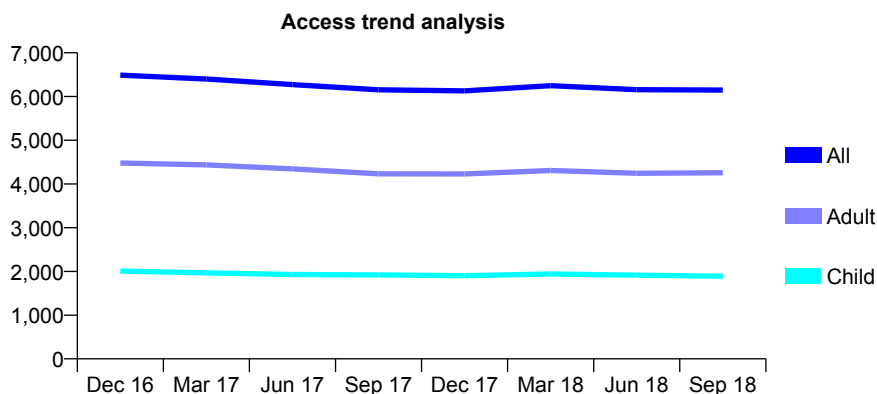
## Q58 - Vital Signs At a Glance Contract Report for 772208/0001 - September 2018

Name or company name	MR L GIDARAKOS
Contract type name	GDS Contract
Purpose of contract	General
Contract start date	01/04/2006
Contract end date	

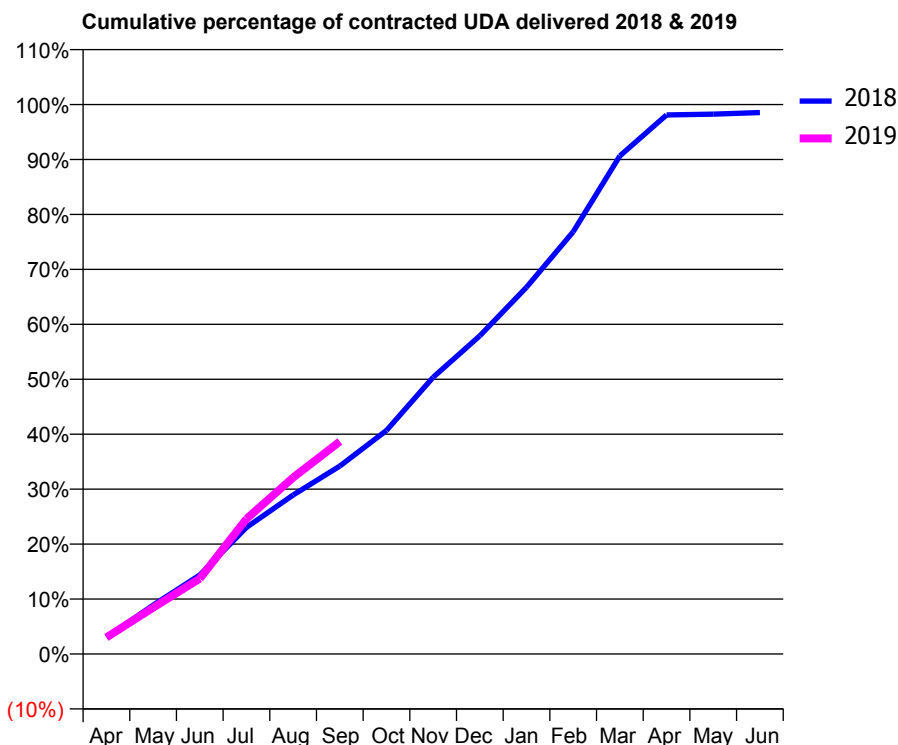
18/19 Contracted general activity (UDA)	14,944
Carry forward general activity (UDA)	0
18/19 Contracted orthodontic activity (UOA)	0
Carry forward orthodontic activity (UOA)	0
Baseline contract value	£417,636.45

### ACCESS\*

Patients seen in 24 months	Total	Change since previous quarter
Quarter ending September 2017	6,153	
Quarter ending December 2017	6,130	→
Quarter ending March 2018	6,249	→
Quarter ending June 2018	6,157	↓
Quarter ending September 2018	6,147	→
<b>Variance since September 2017</b>	<b>(0.1%)</b>	<b>→</b>



### ACTIVITY



Adjusted Scheduled Activity (UDA)		
Month	2018	2019
April	455	452
May	1,331	1,261
June	2,150	2,050
July	3,443	3,675
August	4,325	4,800
September	5,110	5,779
October	6,079	
November	7,525	
December	8,656	
January	9,974	
February	11,483	
March	13,548	
April	14,661	
May	14,680	
June	14,726	

### QUALITY

	Quantity	Base Number	Contract	AT	Region	England
% of FP17s for the same patient ID Re-attending within 3 months - Children	56	1,296	4.3%	10.7%	11.4%	11.6%
% of FP17s for the same patient ID Re-attending within 3 months - Adults	240	2,482	9.7%	14.5%	15.0%	15.5%
% of FP17s for the same patient ID Re-attending between 3 & 9 months - Children	845	1,296	65.2%	58.0%	59.9%	58.8%
% of FP17s for the same patient ID Re-attending between 3 & 9 months - Adults	1,228	2,482	49.5%	48.8%	52.0%	51.1%
% of FP17s for Band 1 Urgent Courses	273	3,300	8.3%	8.7%	8.0%	9.0%
% of FP17s Relating to Free Repair or Replacements	18	3,300	0.5%	0.7%	0.8%	0.8%
% of FP17s Relating to Continuations	13	3,300	0.4%	0.8%	0.9%	0.9%
% of Patients satisfied with the dentistry they have received	4	5	N/A	94.2%	93.5%	93.3%
% of Patients satisfied with the time they had to wait for an appointment	3	5	N/A	87.2%	89.1%	88.9%

\* This is based on patients treated on this contract for their most recent course of treatment. Figures in italics indicate the base number of FP17s or Patient Questionnaire responses are less than 100. N/A is shown where the base number of responses is less than 10 during the period. % is calculated as Quantity/Base number\*100

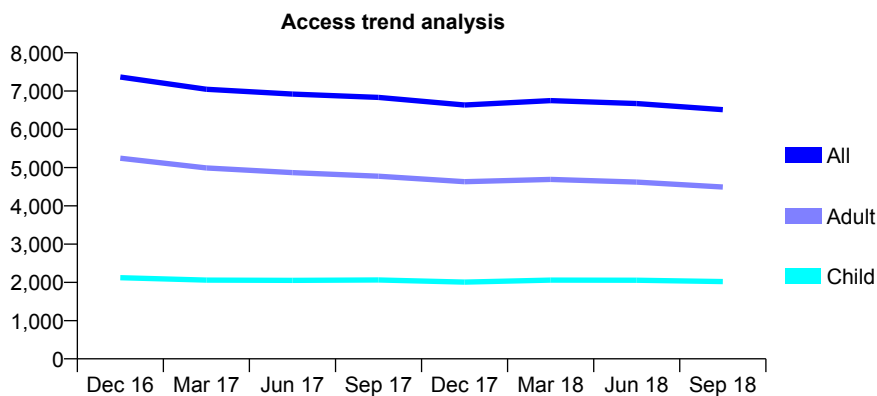
## Q58 - Vital Signs At a Glance Contract Report for 780944/0002 - September 2018

Name or company name	MR AA YELLON
Contract type name	GDS Contract
Purpose of contract	General
Contract start date	01/11/2007
Contract end date	

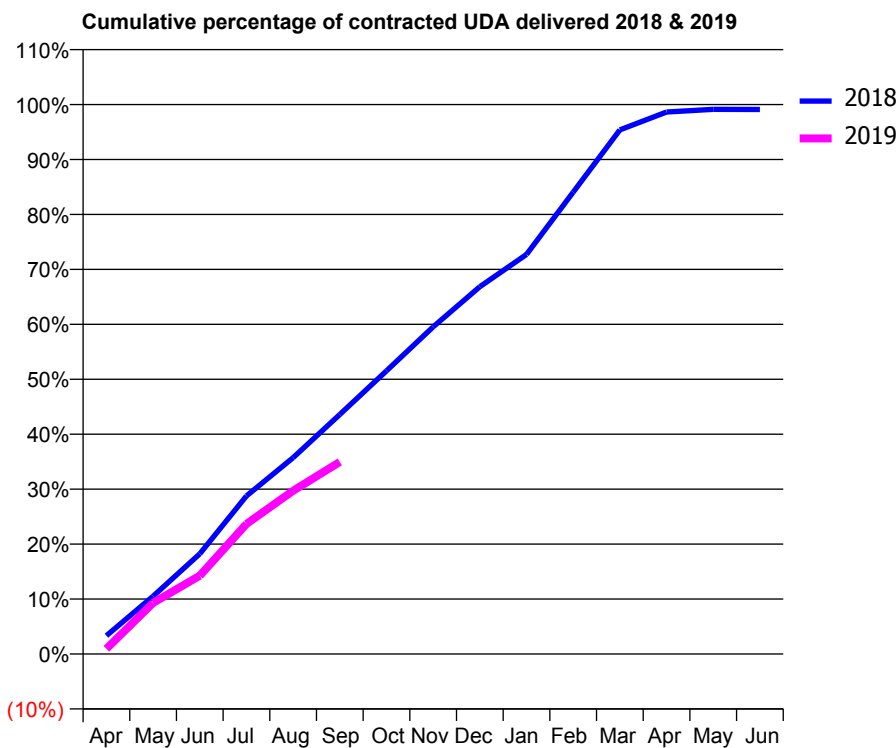
18/19 Contracted general activity (UDA)	28,356
Carry forward general activity (UDA)	255
18/19 Contracted orthodontic activity (UOA)	0
Carry forward orthodontic activity (UOA)	0
Baseline contract value	£784,091.77

### ACCESS\*

Patients seen in 24 months	Total	Change since previous quarter
Quarter ending September 2017	6,834	
Quarter ending December 2017	6,637	↓
Quarter ending March 2018	6,751	→
Quarter ending June 2018	6,674	↓
Quarter ending September 2018	6,512	↓
<b>Variance since September 2017</b>	<b>(4.7%)</b>	<b>↓</b>



### ACTIVITY



Month	Adjusted Scheduled Activity (UDA)	
	2018	2019
April	948	273
May	2,984	2,636
June	5,168	4,046
July	8,154	6,715
August	10,134	8,425
September	12,363	9,915
October	14,610	
November	16,885	
December	18,957	
January	20,619	
February	23,833	
March	27,049	
April	27,969	
May	28,109	
June	28,101	

### QUALITY

	Quantity	Base Number	Contract	AT	Region	England
% of FP17s for the same patient ID Re-attending within 3 months - Children	30	1,260	2.4%	10.7%	11.4%	11.6%
% of FP17s for the same patient ID Re-attending within 3 months - Adults	224	2,643	8.5%	14.5%	15.0%	15.5%
% of FP17s for the same patient ID Re-attending between 3 & 9 months - Children	695	1,260	55.2%	58.0%	59.9%	58.8%
% of FP17s for the same patient ID Re-attending between 3 & 9 months - Adults	1,528	2,643	57.8%	48.8%	52.0%	51.1%
% of FP17s for Band 1 Urgent Courses	81	3,579	2.3%	8.7%	8.0%	9.0%
% of FP17s Relating to Free Repair or Replacements	45	3,579	1.3%	0.7%	0.8%	0.8%
% of FP17s Relating to Continuations	23	3,579	0.6%	0.8%	0.9%	0.9%
% of Patients satisfied with the dentistry they have received	0	0	N/A	94.2%	93.5%	93.3%
% of Patients satisfied with the time they had to wait for an appointment	0	0	N/A	87.2%	89.1%	88.9%

\* This is based on patients treated on this contract for their most recent course of treatment. Figures in italics indicate the base number of FP17s or Patient Questionnaire responses are less than 100. N/A is shown where the base number of responses is less than 10 during the period. % is calculated as Quantity/Base number\*100

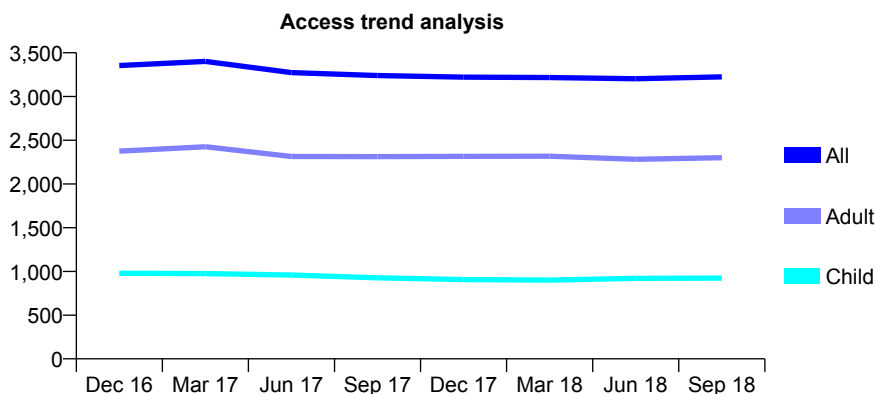
## Q58 - Vital Signs At a Glance Contract Report for 781606/0001 - September 2018

Name or company name	MISS PP PATEL
Contract type name	GDS Contract
Purpose of contract	General
Contract start date	01/05/2011
Contract end date	

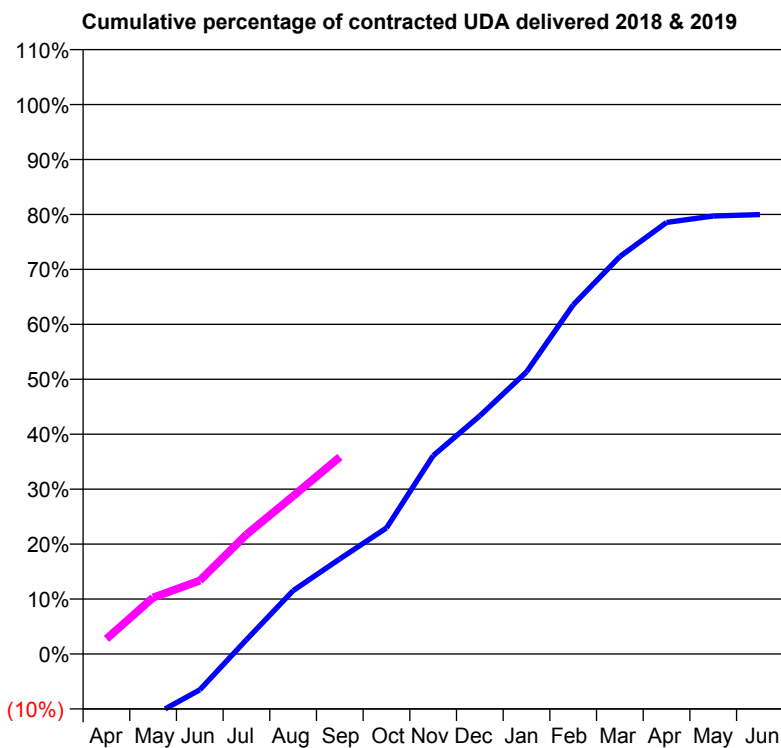
18/19 Contracted general activity (UDA)	11,038
Carry forward general activity (UDA)	0
18/19 Contracted orthodontic activity (UOA)	0
Carry forward orthodontic activity (UOA)	0
Baseline contract value	£265,079.46

### ACCESS\*

Patients seen in 24 months	Total	Change since previous quarter
Quarter ending September 2017	3,240	
Quarter ending December 2017	3,222	→
Quarter ending March 2018	3,217	→
Quarter ending June 2018	3,203	→
Quarter ending September 2018	3,224	→
<b>Variance since September 2017</b>	<b>(0.5%)</b>	→



### ACTIVITY



Month	Adjusted Scheduled Activity (UDA)	
	2018	2019
April	-1,608	303
May	-1,238	1,134
June	-722	1,473
July	288	2,403
August	1,273	3,173
September	1,911	3,958
October	2,533	
November	3,985	
December	4,786	
January	5,667	
February	7,014	
March	7,984	
April	8,668	
May	8,797	
June	8,828	

### QUALITY

	Quantity	Base Number	Contract	AT	Region	England
% of FP17s for the same patient ID Re-attending within 3 months - Children	74	708	10.5%	10.7%	11.4%	11.6%
% of FP17s for the same patient ID Re-attending within 3 months - Adults	296	1,601	18.5%	14.5%	15.0%	15.5%
% of FP17s for the same patient ID Re-attending between 3 & 9 months - Children	429	708	60.6%	58.0%	59.9%	58.8%
% of FP17s for the same patient ID Re-attending between 3 & 9 months - Adults	898	1,601	56.1%	48.8%	52.0%	51.1%
% of FP17s for Band 1 Urgent Courses	213	1,947	10.9%	8.7%	8.0%	9.0%
% of FP17s Relating to Free Repair or Replacements	28	1,947	1.4%	0.7%	0.8%	0.8%
% of FP17s Relating to Continuations	34	1,947	1.7%	0.8%	0.9%	0.9%
% of Patients satisfied with the dentistry they have received	1	1	N/A	94.2%	93.5%	93.3%
% of Patients satisfied with the time they had to wait for an appointment	1	1	N/A	87.2%	89.1%	88.9%

\* This is based on patients treated on this contract for their most recent course of treatment. Figures in italics indicate the base number of FP17s or Patient Questionnaire responses are less than 100. N/A is shown where the base number of responses is less than 10 during the period. % is calculated as Quantity/Base number\*100

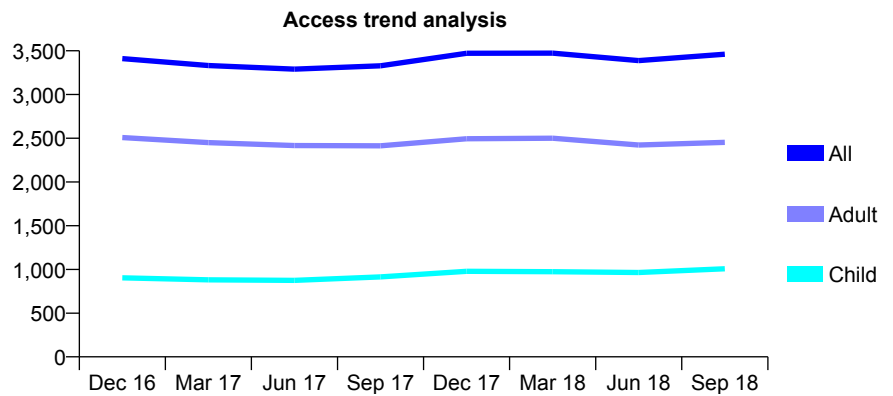
## Q58 - Vital Signs At a Glance Contract Report for 785210/0001 - September 2018

Name or company name	MR MP PATEL
Contract type name	GDS Contract
Purpose of contract	General
Contract start date	02/10/2006
Contract end date	

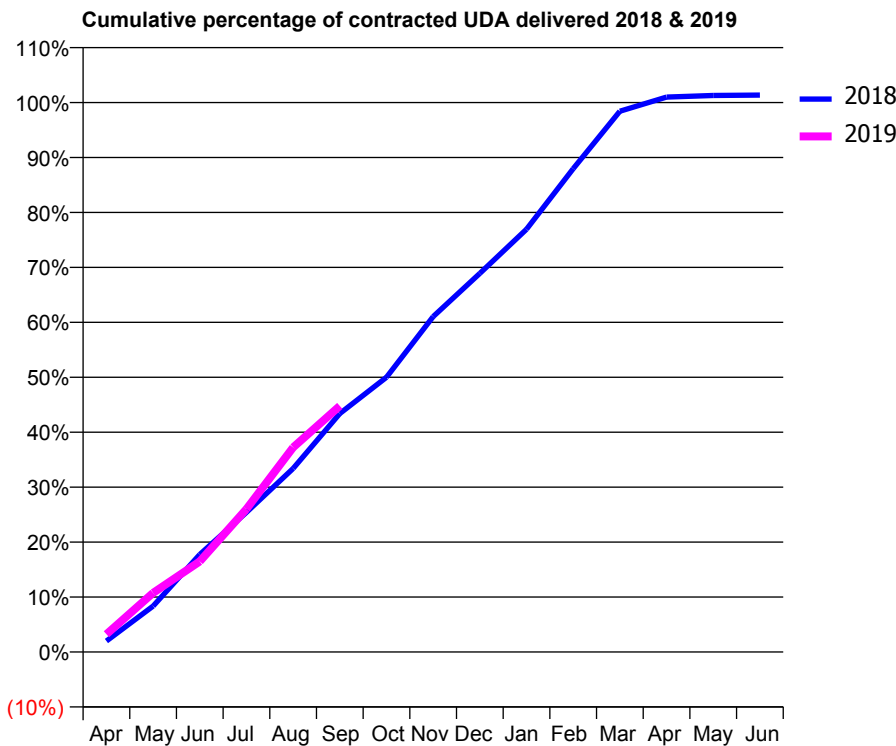
18/19 Contracted general activity (UDA)	7,731
Carry forward general activity (UDA)	-104
18/19 Contracted orthodontic activity (UOA)	0
Carry forward orthodontic activity (UOA)	0
Baseline contract value	£184,823.96

### ACCESS\*

Patients seen in 24 months	Total	Change since previous quarter
Quarter ending September 2017	3,329	
Quarter ending December 2017	3,472	↑
Quarter ending March 2018	3,474	→
Quarter ending June 2018	3,388	↓
Quarter ending September 2018	3,461	↑
<b>Variance since September 2017</b>	<b>4.0%</b>	<b>↑</b>



### ACTIVITY



Month	Adjusted Scheduled Activity (UDA)	
	2018	2019
April	155	251
May	646	832
June	1,372	1,275
July	1,966	2,012
August	2,583	2,878
September	3,355	3,462
October	3,866	
November	4,720	
December	5,327	
January	5,948	
February	6,801	
March	7,608	
April	7,808	
May	7,829	
June	7,835	

### QUALITY

	Quantity	Base Number	Contract	AT	Region	England
% of FP17s for the same patient ID Re-attending within 3 months - Children	64	860	7.4%	10.7%	11.4%	11.6%
% of FP17s for the same patient ID Re-attending within 3 months - Adults	145	1,390	10.4%	14.5%	15.0%	15.5%
% of FP17s for the same patient ID Re-attending between 3 & 9 months - Children	590	860	68.6%	58.0%	59.9%	58.8%
% of FP17s for the same patient ID Re-attending between 3 & 9 months - Adults	732	1,390	52.7%	48.8%	52.0%	51.1%
% of FP17s for Band 1 Urgent Courses	105	2,112	5.0%	8.7%	8.0%	9.0%
% of FP17s Relating to Free Repair or Replacements	10	2,112	0.5%	0.7%	0.8%	0.8%
% of FP17s Relating to Continuations	4	2,112	0.2%	0.8%	0.9%	0.9%
% of Patients satisfied with the dentistry they have received	1	1	N/A	94.2%	93.5%	93.3%
% of Patients satisfied with the time they had to wait for an appointment	1	1	N/A	87.2%	89.1%	88.9%

\* This is based on patients treated on this contract for their most recent course of treatment. Figures in italics indicate the base number of FP17s or Patient Questionnaire responses are less than 100. N/A is shown where the base number of responses is less than 10 during the period. % is calculated as Quantity/Base number\*100



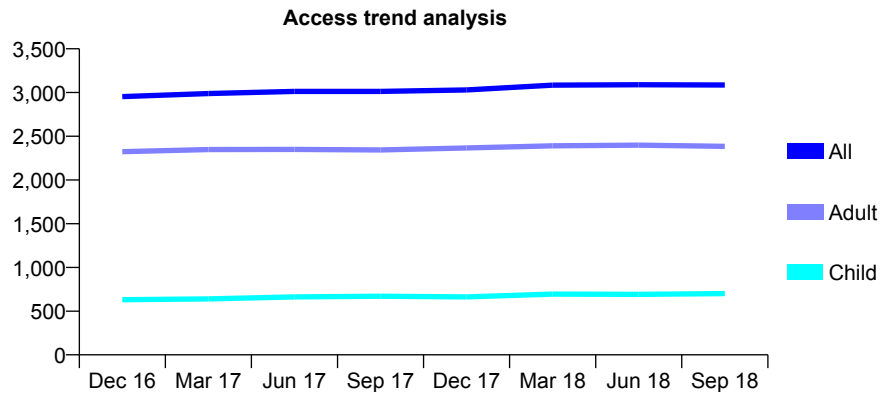
## Q58 - Vital Signs At a Glance Contract Report for 786306/0001 - September 2018

Name or company name	MR K OLEJNICZAK
Contract type name	GDS Contract
Purpose of contract	General
Contract start date	01/08/2006
Contract end date	

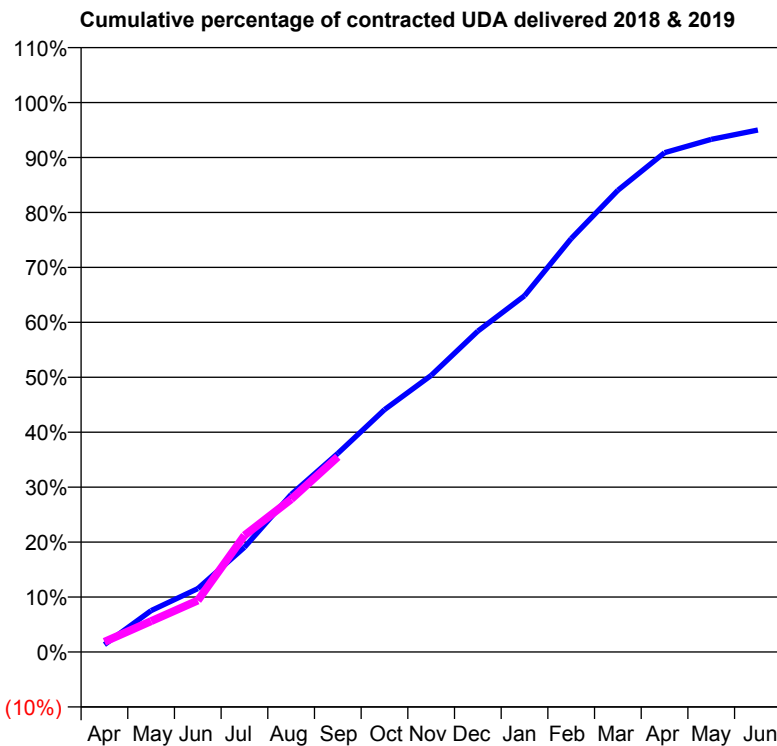
18/19 Contracted general activity (UDA)	9,500
Carry forward general activity (UDA)	0
18/19 Contracted orthodontic activity (UOA)	0
Carry forward orthodontic activity (UOA)	0
Baseline contract value	£227,581.53

### ACCESS\*

Patients seen in 24 months	Total	Change since previous quarter
Quarter ending September 2017	3,013	
Quarter ending December 2017	3,029	→
Quarter ending March 2018	3,085	→
Quarter ending June 2018	3,089	→
Quarter ending September 2018	3,086	→
<b>Variance since September 2017</b>	<b>2.4%</b>	<b>↑</b>



### ACTIVITY



Adjusted Scheduled Activity (UDA)		
Month	2018	2019
April	127	177
May	715	534
June	1,096	891
July	1,811	2,015
August	2,723	2,642
September	3,433	3,374
October	4,189	
November	4,782	
December	5,547	
January	6,159	
February	7,148	
March	7,982	
April	8,631	
May	8,862	
June	9,024	

### QUALITY

	Quantity	Base Number	Contract	AT	Region	England
% of FP17s for the same patient ID Re-attending within 3 months - Children	28	510	5.5%	10.7%	11.4%	11.6%
% of FP17s for the same patient ID Re-attending within 3 months - Adults	158	1,555	10.2%	14.5%	15.0%	15.5%
% of FP17s for the same patient ID Re-attending between 3 & 9 months - Children	345	510	67.6%	58.0%	59.9%	58.8%
% of FP17s for the same patient ID Re-attending between 3 & 9 months - Adults	907	1,555	58.3%	48.8%	52.0%	51.1%
% of FP17s for Band 1 Urgent Courses	87	1,724	5.0%	8.7%	8.0%	9.0%
% of FP17s Relating to Free Repair or Replacements	14	1,724	0.8%	0.7%	0.8%	0.8%
% of FP17s Relating to Continuations	32	1,724	1.9%	0.8%	0.9%	0.9%
% of Patients satisfied with the dentistry they have received	4	4	N/A	94.2%	93.5%	93.3%
% of Patients satisfied with the time they had to wait for an appointment	4	4	N/A	87.2%	89.1%	88.9%

\* This is based on patients treated on this contract for their most recent course of treatment. Figures in italics indicate the base number of FP17s or Patient Questionnaire responses are less than 100. N/A is shown where the base number of responses is less than 10 during the period. % is calculated as Quantity/Base number\*100

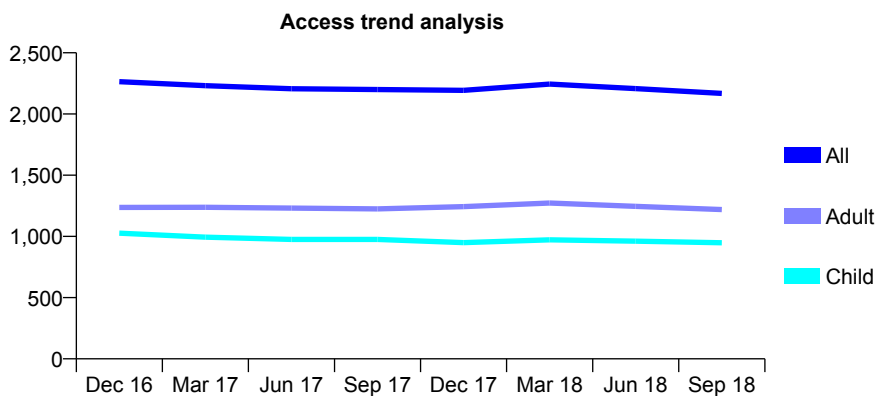
## Q58 - Vital Signs At a Glance Contract Report for 788902/0001 - September 2018

Name or company name	MR SS PATEL
Contract type name	GDS Contract
Purpose of contract	General
Contract start date	01/12/2011
Contract end date	

18/19 Contracted general activity (UDA)	9,420
Carry forward general activity (UDA)	0
18/19 Contracted orthodontic activity (UOA)	0
Carry forward orthodontic activity (UOA)	0
Baseline contract value	£251,626.07

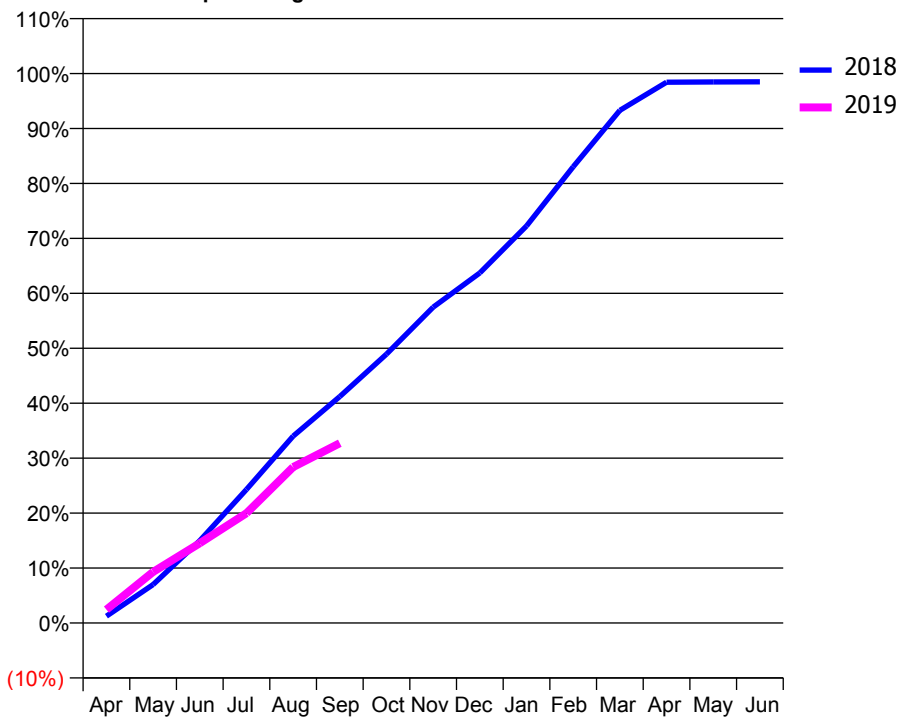
### ACCESS\*

Patients seen in 24 months	Total	Change since previous quarter
Quarter ending September 2017	2,200	
Quarter ending December 2017	2,193	→
Quarter ending March 2018	2,245	↑
Quarter ending June 2018	2,207	↓
Quarter ending September 2018	2,168	↓
<b>Variance since September 2017</b>	<b>(1.5%)</b>	<b>↓</b>



### ACTIVITY

Cumulative percentage of contracted UDA delivered 2018 & 2019



Adjusted Scheduled Activity (UDA)

Month	2018	2019
April	118	229
May	661	877
June	1,412	1,367
July	2,290	1,883
August	3,203	2,673
September	3,883	3,082
October	4,610	
November	5,414	
December	6,002	
January	6,806	
February	7,821	
March	8,789	
April	9,271	
May	9,275	
June	9,278	

### QUALITY

	Quantity	Base Number	Contract	AT	Region	England
% of FP17s for the same patient ID Re-attending within 3 months - Children	70	668	10.5%	10.7%	11.4%	11.6%
% of FP17s for the same patient ID Re-attending within 3 months - Adults	126	703	17.9%	14.5%	15.0%	15.5%
% of FP17s for the same patient ID Re-attending between 3 & 9 months - Children	436	668	65.3%	58.0%	59.9%	58.8%
% of FP17s for the same patient ID Re-attending between 3 & 9 months - Adults	417	703	59.3%	48.8%	52.0%	51.1%
% of FP17s for Band 1 Urgent Courses	69	1,235	5.6%	8.7%	8.0%	9.0%
% of FP17s Relating to Free Repair or Replacements	13	1,235	1.1%	0.7%	0.8%	0.8%
% of FP17s Relating to Continuations	8	1,235	0.6%	0.8%	0.9%	0.9%
% of Patients satisfied with the dentistry they have received	7	7	N/A	94.2%	93.5%	93.3%
% of Patients satisfied with the time they had to wait for an appointment	7	7	N/A	87.2%	89.1%	88.9%

\* This is based on patients treated on this contract for their most recent course of treatment. Figures in italics indicate the base number of FP17s or Patient Questionnaire responses are less than 100. N/A is shown where the base number of responses is less than 10 during the period. % is calculated as Quantity/Base number\*100

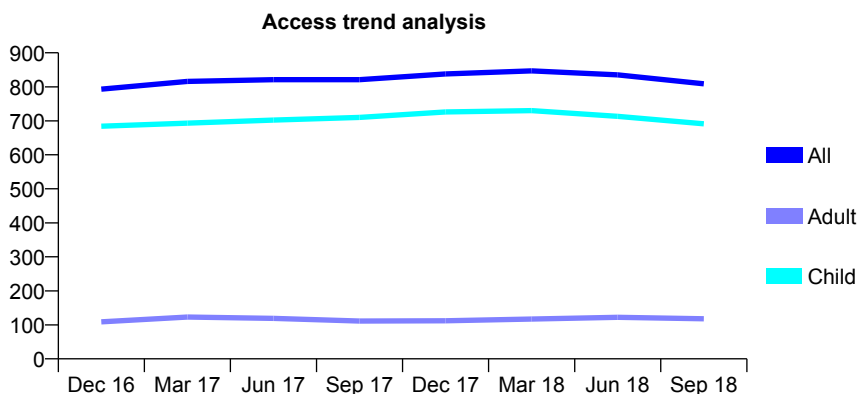
## Q58 - Vital Signs At a Glance Contract Report for 788902/0002 - September 2018

Name or company name	MR SS PATEL
Contract type name	GDS Contract
Purpose of contract	General
Contract start date	01/04/2015
Contract end date	

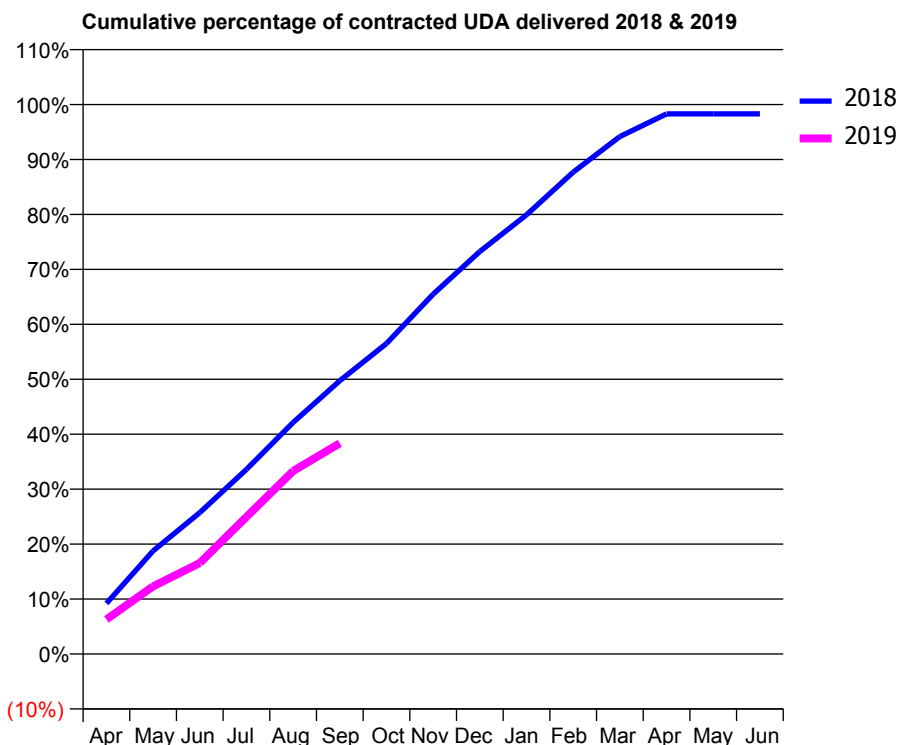
18/19 Contracted general activity (UDA)	2,600
Carry forward general activity (UDA)	0
18/19 Contracted orthodontic activity (UOA)	0
Carry forward orthodontic activity (UOA)	0
Baseline contract value	£59,978.84

### ACCESS\*

Patients seen in 24 months	Total	Change since previous quarter
Quarter ending September 2017	821	
Quarter ending December 2017	838	↑
Quarter ending March 2018	847	→
Quarter ending June 2018	835	↓
Quarter ending September 2018	809	↓
<b>Variance since September 2017</b>	<b>(1.5%)</b>	<b>↓</b>



### ACTIVITY



Month	Adjusted Scheduled Activity (UDA)	
	2018	2019
April	239	164
May	488	320
June	669	430
July	873	649
August	1,096	866
September	1,293	997
October	1,469	
November	1,703	
December	1,905	
January	2,078	
February	2,280	
March	2,448	
April	2,556	
May	2,556	
June	2,556	

### QUALITY

	Quantity	Base Number	Contract	AT	Region	England
% of FP17s for the same patient ID Re-attending within 3 months - Children	44	624	7.1%	10.7%	11.4%	11.6%
% of FP17s for the same patient ID Re-attending within 3 months - Adults	3	32	9.4%	14.5%	15.0%	15.5%
% of FP17s for the same patient ID Re-attending between 3 & 9 months - Children	453	624	72.6%	58.0%	59.9%	58.8%
% of FP17s for the same patient ID Re-attending between 3 & 9 months - Adults	23	32	71.9%	48.8%	52.0%	51.1%
% of FP17s for Band 1 Urgent Courses	17	616	2.8%	8.7%	8.0%	9.0%
% of FP17s Relating to Free Repair or Replacements	0	616	0.0%	0.7%	0.8%	0.8%
% of FP17s Relating to Continuations	0	616	0.0%	0.8%	0.9%	0.9%
% of Patients satisfied with the dentistry they have received	0	0	N/A	94.2%	93.5%	93.3%
% of Patients satisfied with the time they had to wait for an appointment	0	0	N/A	87.2%	89.1%	88.9%

\* This is based on patients treated on this contract for their most recent course of treatment. Figures in italics indicate the base number of FP17s or Patient Questionnaire responses are less than 100. N/A is shown where the base number of responses is less than 10 during the period. % is calculated as Quantity/Base number\*100

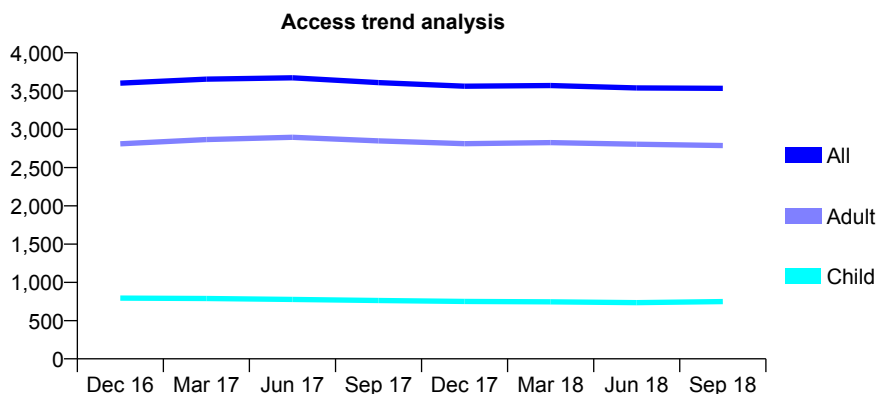
## Q58 - Vital Signs At a Glance Contract Report for 795836/0001 - September 2018

Name or company name	Mr Uche Oguike
Contract type name	GDS Contract
Purpose of contract	General
Contract start date	01/04/2006
Contract end date	

18/19 Contracted general activity (UDA)	7,850
Carry forward general activity (UDA)	0
18/19 Contracted orthodontic activity (UOA)	0
Carry forward orthodontic activity (UOA)	0
Baseline contract value	£280,908.00

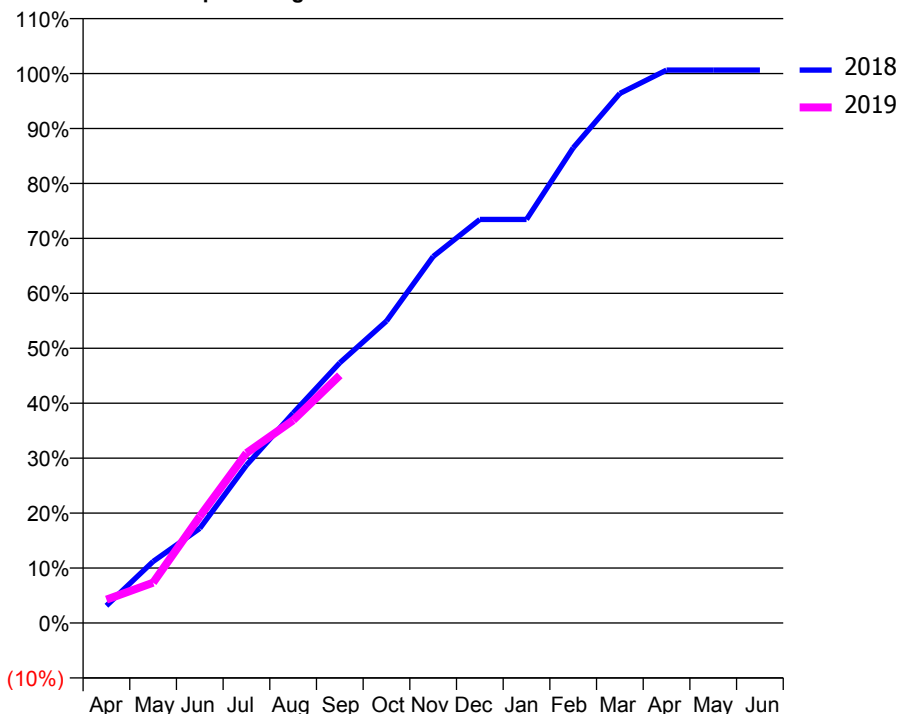
### ACCESS\*

Patients seen in 24 months	Total	Change since previous quarter
Quarter ending September 2017	3,611	
Quarter ending December 2017	3,563	↓
Quarter ending March 2018	3,572	→
Quarter ending June 2018	3,541	→
Quarter ending September 2018	3,535	→
<b>Variance since September 2017</b>	<b>(2.1%)</b>	<b>↓</b>



### ACTIVITY

Cumulative percentage of contracted UDA delivered 2018 & 2019



### QUALITY

	Quantity	Base Number	Contract	AT	Region	England
% of FP17s for the same patient ID Re-attending within 3 months - Children	27	462	5.8%	10.7%	11.4%	11.6%
% of FP17s for the same patient ID Re-attending within 3 months - Adults	177	1,667	10.6%	14.5%	15.0%	15.5%
% of FP17s for the same patient ID Re-attending between 3 & 9 months - Children	176	462	38.1%	58.0%	59.9%	58.8%
% of FP17s for the same patient ID Re-attending between 3 & 9 months - Adults	658	1,667	39.5%	48.8%	52.0%	51.1%
% of FP17s for Band 1 Urgent Courses	128	2,019	6.3%	8.7%	8.0%	9.0%
% of FP17s Relating to Free Repair or Replacements	1	2,019	0.0%	0.7%	0.8%	0.8%
% of FP17s Relating to Continuations	42	2,019	2.1%	0.8%	0.9%	0.9%
% of Patients satisfied with the dentistry they have received	0	0	N/A	94.2%	93.5%	93.3%
% of Patients satisfied with the time they had to wait for an appointment	0	0	N/A	87.2%	89.1%	88.9%

\* This is based on patients treated on this contract for their most recent course of treatment. Figures in italics indicate the base number of FP17s or Patient Questionnaire responses are less than 100. N/A is shown where the base number of responses is less than 10 during the period. % is calculated as Quantity/Base number\*100

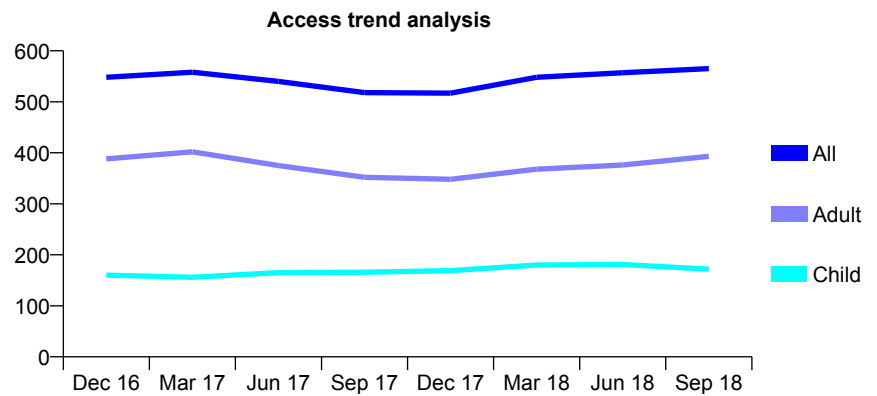
## Q58 - Vital Signs At a Glance Contract Report for 807702/0001 - September 2018

Name or company name	MR HK KOCH
Contract type name	GDS Contract
Purpose of contract	General
Contract start date	01/04/2006
Contract end date	

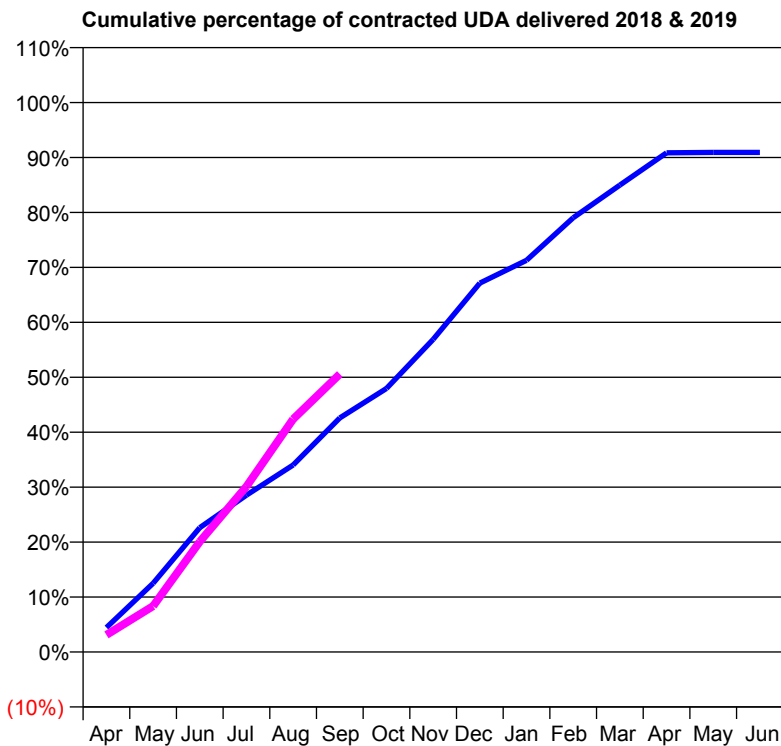
18/19 Contracted general activity (UDA)	1,573
Carry forward general activity (UDA)	0
18/19 Contracted orthodontic activity (UOA)	0
Carry forward orthodontic activity (UOA)	0
Baseline contract value	£55,676.82

### ACCESS\*

Patients seen in 24 months	Total	Change since previous quarter
Quarter ending September 2017	518	
Quarter ending December 2017	517	→
Quarter ending March 2018	548	↑
Quarter ending June 2018	557	→
Quarter ending September 2018	565	→
<b>Variance since September 2017</b>	<b>9.1%</b>	<b>↑</b>



### ACTIVITY



Month	Adjusted Scheduled Activity (UDA)	
	2018	2019
April	70	49
May	197	131
June	356	316
July	449	474
August	535	667
September	670	796
October	755	
November	895	
December	1,056	
January	1,121	
February	1,243	
March	1,337	
April	1,429	
May	1,430	
June	1,430	

### QUALITY

	Quantity	Base Number	Contract	AT	Region	England
% of FP17s for the same patient ID Re-attending within 3 months - Children	5	127	3.9%	10.7%	11.4%	11.6%
% of FP17s for the same patient ID Re-attending within 3 months - Adults	45	291	15.5%	14.5%	15.0%	15.5%
% of FP17s for the same patient ID Re-attending between 3 & 9 months - Children	87	127	68.5%	58.0%	59.9%	58.8%
% of FP17s for the same patient ID Re-attending between 3 & 9 months - Adults	142	291	48.8%	48.8%	52.0%	51.1%
% of FP17s for Band 1 Urgent Courses	19	384	4.9%	8.7%	8.0%	9.0%
% of FP17s Relating to Free Repair or Replacements	1	384	0.3%	0.7%	0.8%	0.8%
% of FP17s Relating to Continuations	2	384	0.5%	0.8%	0.9%	0.9%
% of Patients satisfied with the dentistry they have received	0	0	N/A	94.2%	93.5%	93.3%
% of Patients satisfied with the time they had to wait for an appointment	0	0	N/A	87.2%	89.1%	88.9%

\* This is based on patients treated on this contract for their most recent course of treatment. Figures in italics indicate the base number of FP17s or Patient Questionnaire responses are less than 100. N/A is shown where the base number of responses is less than 10 during the period. % is calculated as Quantity/Base number\*100

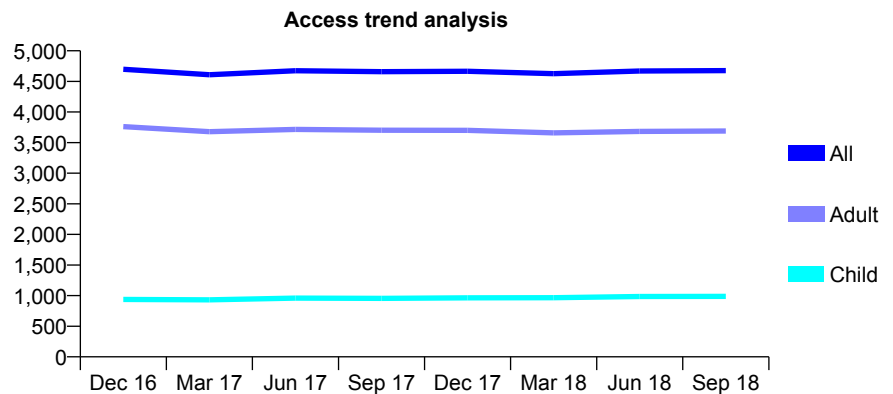
## Q58 - Vital Signs At a Glance Contract Report for 810851/0001 - September 2018

Name or company name	Leverstock Green Dental Practice
Contract type name	GDS Contract
Purpose of contract	General
Contract start date	01/04/2006
Contract end date	

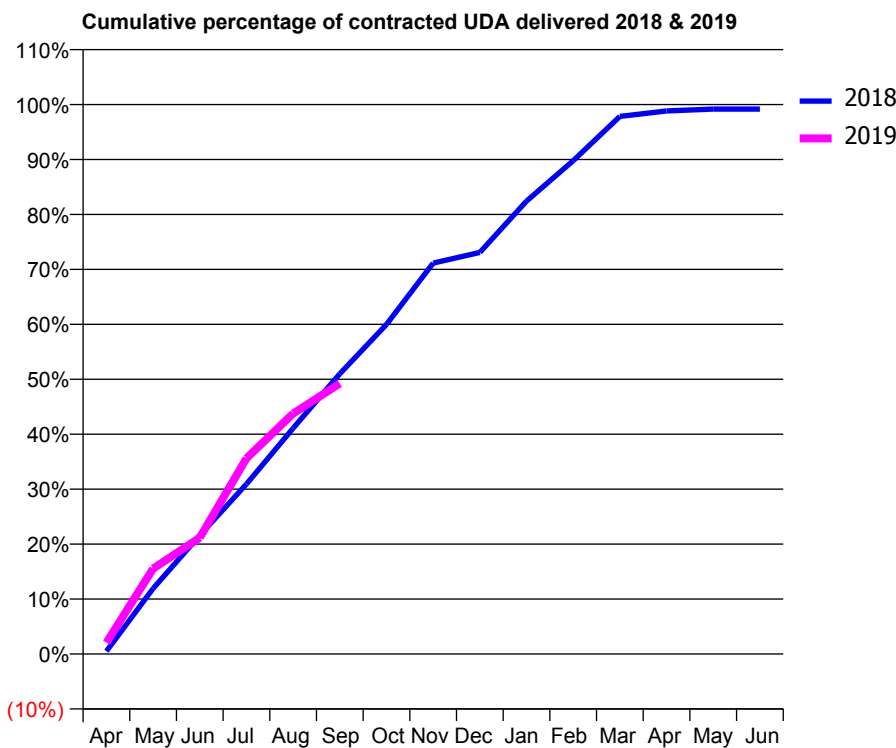
18/19 Contracted general activity (UDA)	11,052
Carry forward general activity (UDA)	0
18/19 Contracted orthodontic activity (UOA)	0
Carry forward orthodontic activity (UOA)	0
Baseline contract value	£303,201.16

### ACCESS\*

Patients seen in 24 months	Total	Change since previous quarter
Quarter ending September 2017	4,659	
Quarter ending December 2017	4,665	→
Quarter ending March 2018	4,626	→
Quarter ending June 2018	4,669	→
Quarter ending September 2018	4,677	→
<b>Variance since September 2017</b>	<b>0.4%</b>	<b>→</b>



### ACTIVITY



Month	Adjusted Scheduled Activity (UDA)	
	2018	2019
April	59	230
May	1,318	1,718
June	2,389	2,341
July	3,418	3,935
August	4,542	4,837
September	5,636	5,441
October	6,629	
November	7,861	
December	8,076	
January	9,109	
February	9,922	
March	10,812	
April	10,921	
May	10,961	
June	10,961	

### QUALITY

	Quantity	Base Number	Contract	AT	Region	England
% of FP17s for the same patient ID Re-attending within 3 months - Children	74	838	8.8%	10.7%	11.4%	11.6%
% of FP17s for the same patient ID Re-attending within 3 months - Adults	243	2,768	8.8%	14.5%	15.0%	15.5%
% of FP17s for the same patient ID Re-attending between 3 & 9 months - Children	537	838	64.1%	58.0%	59.9%	58.8%
% of FP17s for the same patient ID Re-attending between 3 & 9 months - Adults	1,786	2,768	64.5%	48.8%	52.0%	51.1%
% of FP17s for Band 1 Urgent Courses	230	3,491	6.6%	8.7%	8.0%	9.0%
% of FP17s Relating to Free Repair or Replacements	23	3,491	0.7%	0.7%	0.8%	0.8%
% of FP17s Relating to Continuations	4	3,491	0.1%	0.8%	0.9%	0.9%
% of Patients satisfied with the dentistry they have received	1	1	N/A	94.2%	93.5%	93.3%
% of Patients satisfied with the time they had to wait for an appointment	1	1	N/A	87.2%	89.1%	88.9%

\* This is based on patients treated on this contract for their most recent course of treatment. Figures in italics indicate the base number of FP17s or Patient Questionnaire responses are less than 100. N/A is shown where the base number of responses is less than 10 during the period. % is calculated as Quantity/Base number\*100

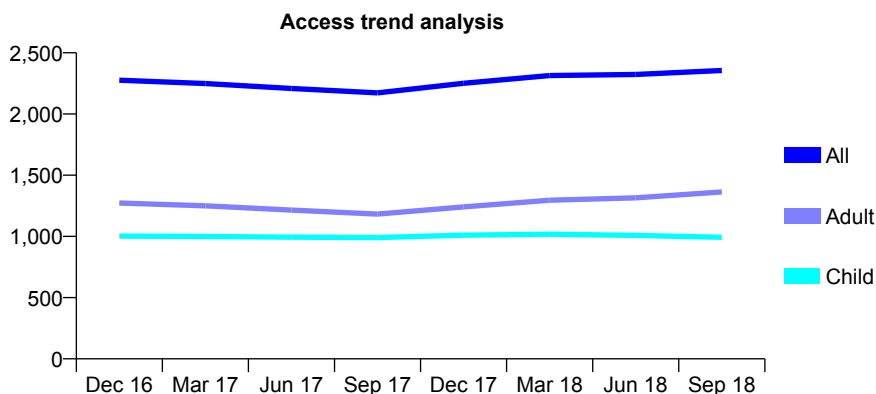
## Q58 - Vital Signs At a Glance Contract Report for 811815/0001 - September 2018

Name or company name	MR PS SANSI
Contract type name	GDS Contract
Purpose of contract	General
Contract start date	01/04/2006
Contract end date	

18/19 Contracted general activity (UDA)	4,725
Carry forward general activity (UDA)	0
18/19 Contracted orthodontic activity (UOA)	0
Carry forward orthodontic activity (UOA)	0
Baseline contract value	£133,089.65

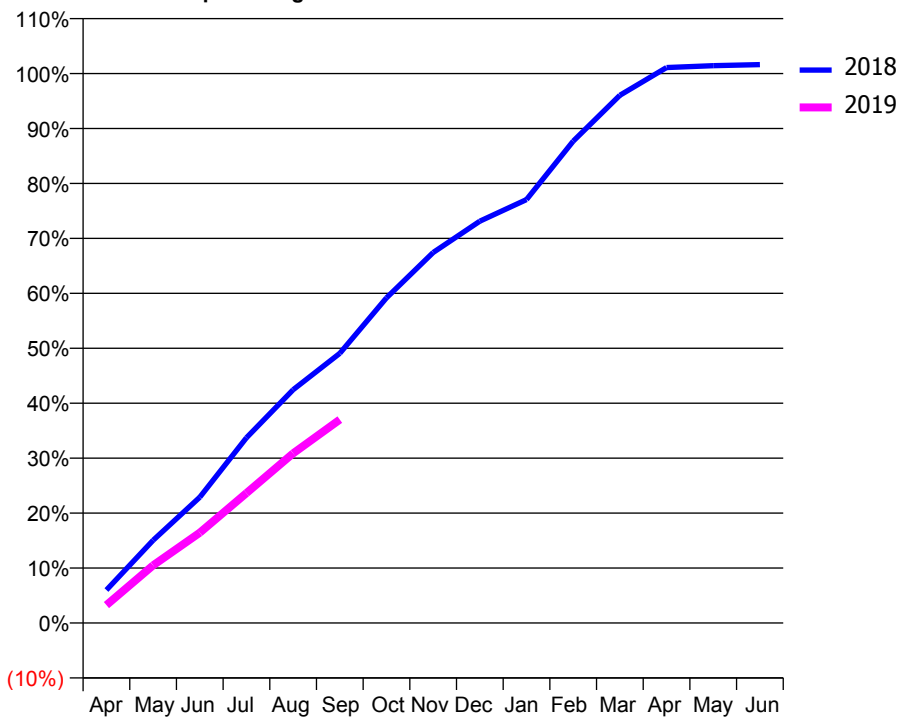
### ACCESS\*

Patients seen in 24 months	Total	Change since previous quarter
Quarter ending September 2017	2,173	
Quarter ending December 2017	2,251	↑
Quarter ending March 2018	2,314	↑
Quarter ending June 2018	2,323	→
Quarter ending September 2018	2,356	→
<b>Variance since September 2017</b>	<b>8.4%</b>	<b>↑</b>



### ACTIVITY

Cumulative percentage of contracted UDA delivered 2018 & 2019



Adjusted Scheduled Activity (UDA)		
Month	2018	2019
April	283	154
May	712	496
June	1,082	777
July	1,593	1,117
August	2,006	1,459
September	2,319	1,749
October	2,796	
November	3,186	
December	3,456	
January	3,641	
February	4,144	
March	4,538	
April	4,776	
May	4,792	
June	4,802	

### QUALITY

	Quantity	Base Number	Contract	AT	Region	England
% of FP17s for the same patient ID Re-attending within 3 months - Children	62	606	10.2%	10.7%	11.4%	11.6%
% of FP17s for the same patient ID Re-attending within 3 months - Adults	113	787	14.4%	14.5%	15.0%	15.5%
% of FP17s for the same patient ID Re-attending between 3 & 9 months - Children	230	606	38.0%	58.0%	59.9%	58.8%
% of FP17s for the same patient ID Re-attending between 3 & 9 months - Adults	289	787	36.7%	48.8%	52.0%	51.1%
% of FP17s for Band 1 Urgent Courses	77	901	8.5%	8.7%	8.0%	9.0%
% of FP17s Relating to Free Repair or Replacements	7	901	0.8%	0.7%	0.8%	0.8%
% of FP17s Relating to Continuations	7	901	0.8%	0.8%	0.9%	0.9%
% of Patients satisfied with the dentistry they have received	0	0	N/A	94.2%	93.5%	93.3%
% of Patients satisfied with the time they had to wait for an appointment	0	0	N/A	87.2%	89.1%	88.9%

\* This is based on patients treated on this contract for their most recent course of treatment. Figures in italics indicate the base number of FP17s or Patient Questionnaire responses are less than 100. N/A is shown where the base number of responses is less than 10 during the period. % is calculated as Quantity/Base number\*100

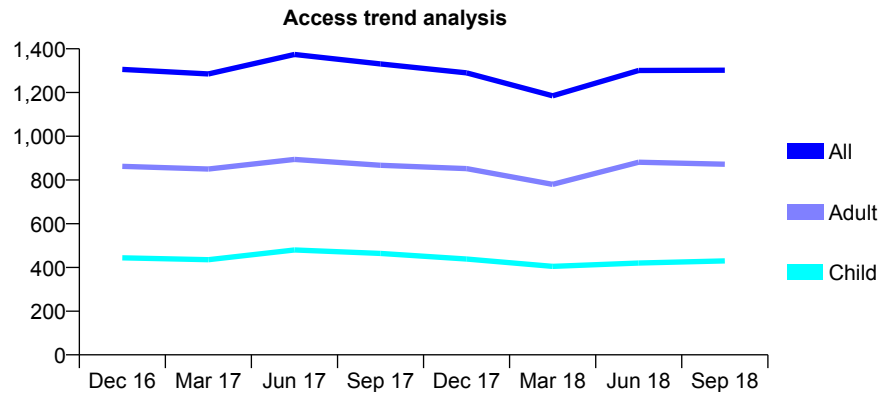
## Q58 - Vital Signs At a Glance Contract Report for 813923/0001 - September 2018

Name or company name	MR JS MANDAIR
Contract type name	GDS Contract
Purpose of contract	General
Contract start date	01/04/2006
Contract end date	

18/19 Contracted general activity (UDA)	6,659
Carry forward general activity (UDA)	0
18/19 Contracted orthodontic activity (UOA)	0
Carry forward orthodontic activity (UOA)	0
Baseline contract value	£232,756.28

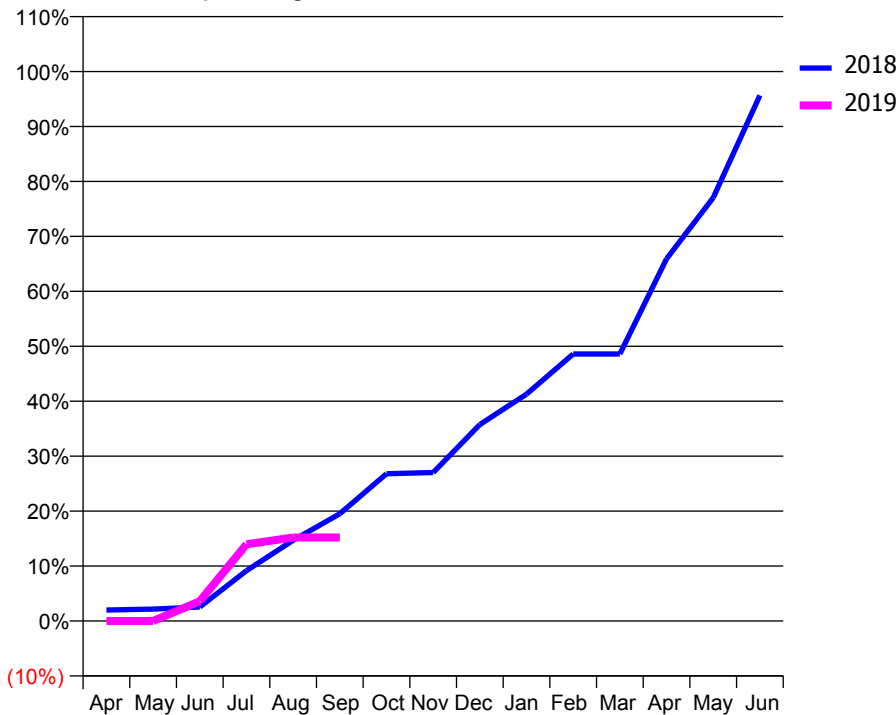
### ACCESS\*

Patients seen in 24 months	Total	Change since previous quarter
Quarter ending September 2017	1,331	
Quarter ending December 2017	1,290	↓
Quarter ending March 2018	1,185	↓
Quarter ending June 2018	1,301	↑
Quarter ending September 2018	1,302	→
<b>Variance since September 2017</b>	<b>(2.2%)</b>	<b>↓</b>



### ACTIVITY

Cumulative percentage of contracted UDA delivered 2018 & 2019



Month	Adjusted Scheduled Activity (UDA)	
	2018	2019
April	133	0
May	144	0
June	170	240
July	611	929
August	978	1,012
September	1,300	1,012
October	1,785	
November	1,799	
December	2,382	
January	2,749	
February	3,235	
March	3,235	
April	4,390	
May	5,129	
June	6,370	

### QUALITY

	Quantity	Base Number	Contract	AT	Region	England
% of FP17s for the same patient ID Re-attending within 3 months - Children	21	161	13.0%	10.7%	11.4%	11.6%
% of FP17s for the same patient ID Re-attending within 3 months - Adults	134	514	26.1%	14.5%	15.0%	15.5%
% of FP17s for the same patient ID Re-attending between 3 & 9 months - Children	26	161	16.1%	58.0%	59.9%	58.8%
% of FP17s for the same patient ID Re-attending between 3 & 9 months - Adults	73	514	14.2%	48.8%	52.0%	51.1%
% of FP17s for Band 1 Urgent Courses	39	216	18.1%	8.7%	8.0%	9.0%
% of FP17s Relating to Free Repair or Replacements	0	216	0.0%	0.7%	0.8%	0.8%
% of FP17s Relating to Continuations	0	216	0.0%	0.8%	0.9%	0.9%
% of Patients satisfied with the dentistry they have received	0	0	N/A	94.2%	93.5%	93.3%
% of Patients satisfied with the time they had to wait for an appointment	0	0	N/A	87.2%	89.1%	88.9%

\* This is based on patients treated on this contract for their most recent course of treatment. Figures in italics indicate the base number of FP17s or Patient Questionnaire responses are less than 100. N/A is shown where the base number of responses is less than 10 during the period. % is calculated as Quantity/Base number\*100



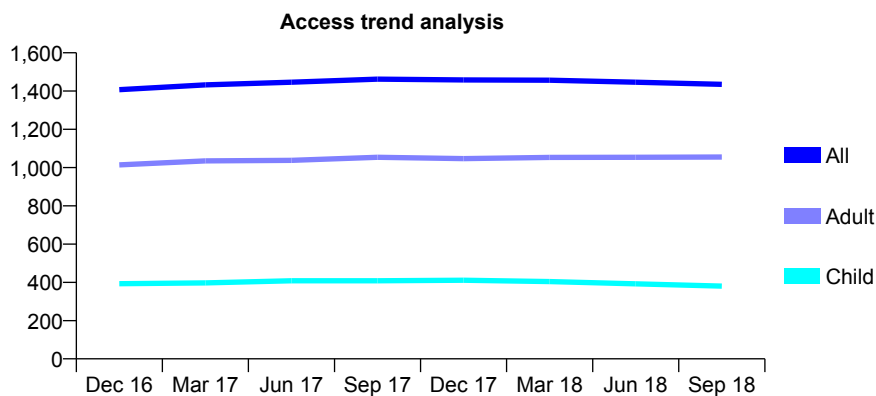
## Q58 - Vital Signs At a Glance Contract Report for 815012/0001 - September 2018

Name or company name	MR JP NORRIS
Contract type name	GDS Contract
Purpose of contract	General
Contract start date	01/04/2006
Contract end date	

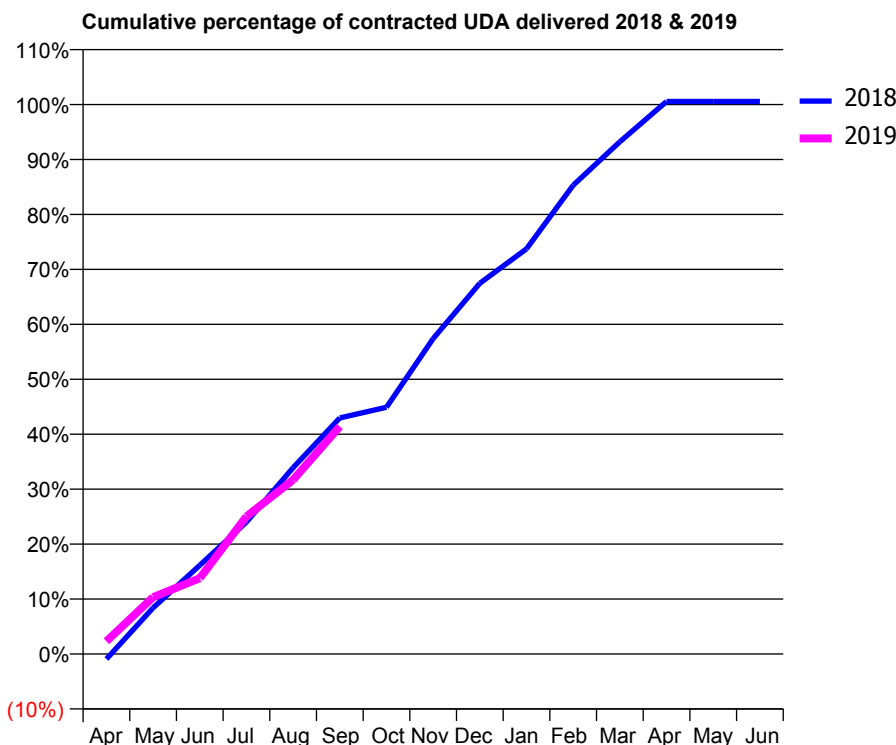
18/19 Contracted general activity (UDA)	1,399
Carry forward general activity (UDA)	0
18/19 Contracted orthodontic activity (UOA)	0
Carry forward orthodontic activity (UOA)	0
Baseline contract value	£30,518.77

### ACCESS\*

Patients seen in 24 months	Total	Change since previous quarter
Quarter ending September 2017	1,462	
Quarter ending December 2017	1,458	→
Quarter ending March 2018	1,457	→
Quarter ending June 2018	1,446	→
Quarter ending September 2018	1,435	→
<b>Variance since September 2017</b>	<b>(1.8%)</b>	<b>↓</b>



### ACTIVITY



Month	Adjusted Scheduled Activity (UDA)	
	2018	2019
April	-13	32
May	118	145
June	226	193
July	336	350
August	475	443
September	601	579
October	628	
November	803	
December	944	
January	1,031	
February	1,194	
March	1,304	
April	1,407	
May	1,407	
June	1,407	

### QUALITY

	Quantity	Base Number	Contract	AT	Region	England
% of FP17s for the same patient ID Re-attending within 3 months - Children	24	321	7.5%	10.7%	11.4%	11.6%
% of FP17s for the same patient ID Re-attending within 3 months - Adults	118	771	15.3%	14.5%	15.0%	15.5%
% of FP17s for the same patient ID Re-attending between 3 & 9 months - Children	206	321	64.2%	58.0%	59.9%	58.8%
% of FP17s for the same patient ID Re-attending between 3 & 9 months - Adults	488	771	63.3%	48.8%	52.0%	51.1%
% of FP17s for Band 1 Urgent Courses	28	358	7.8%	8.7%	8.0%	9.0%
% of FP17s Relating to Free Repair or Replacements	0	358	0.0%	0.7%	0.8%	0.8%
% of FP17s Relating to Continuations	1	358	0.3%	0.8%	0.9%	0.9%
% of Patients satisfied with the dentistry they have received	1	1	N/A	94.2%	93.5%	93.3%
% of Patients satisfied with the time they had to wait for an appointment	1	1	N/A	87.2%	89.1%	88.9%

\* This is based on patients treated on this contract for their most recent course of treatment. Figures in italics indicate the base number of FP17s or Patient Questionnaire responses are less than 100. N/A is shown where the base number of responses is less than 10 during the period. % is calculated as Quantity/Base number\*100

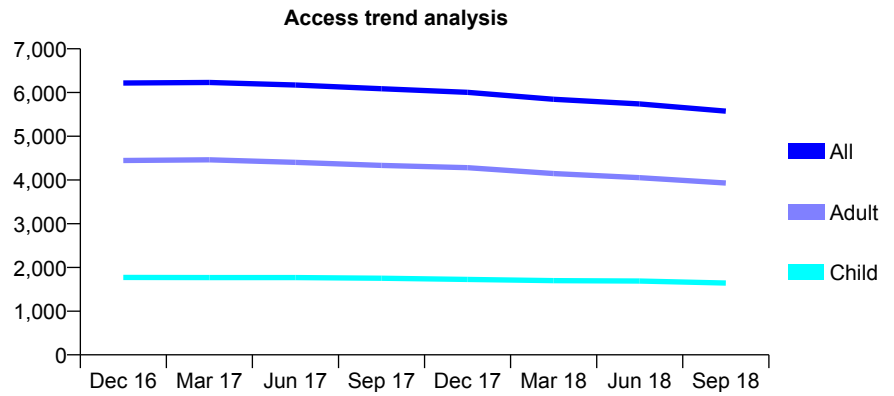
## Q58 - Vital Signs At a Glance Contract Report for 819506/0001 - September 2018

Name or company name	Naeha Waterfall
Contract type name	GDS Contract
Purpose of contract	General
Contract start date	01/06/2009
Contract end date	

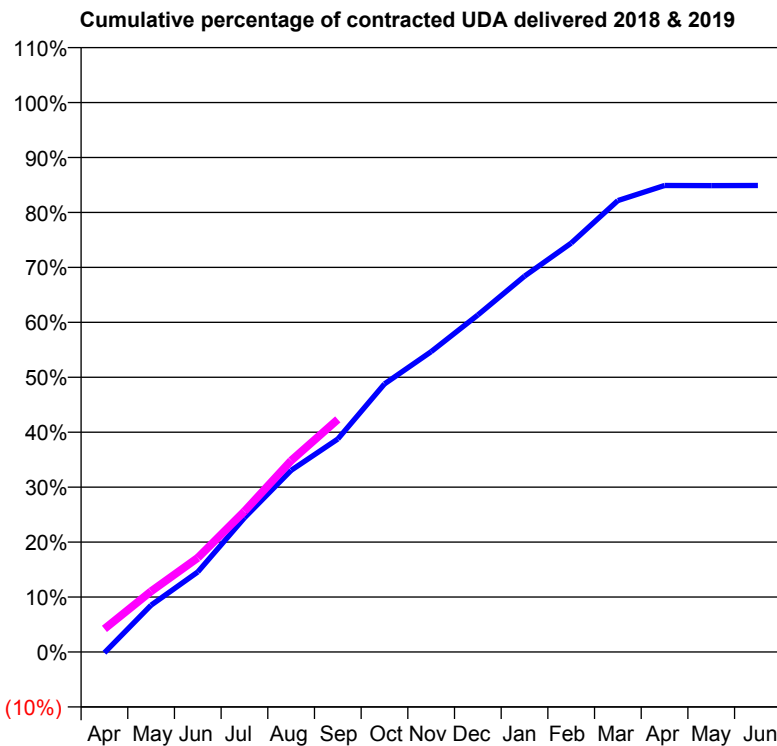
18/19 Contracted general activity (UDA)	15,000
Carry forward general activity (UDA)	0
18/19 Contracted orthodontic activity (UOA)	0
Carry forward orthodontic activity (UOA)	0
Baseline contract value	£427,107.22

### ACCESS\*

Patients seen in 24 months	Total	Change since previous quarter
Quarter ending September 2017	6,085	
Quarter ending December 2017	6,005	↓
Quarter ending March 2018	5,845	↓
Quarter ending June 2018	5,739	↓
Quarter ending September 2018	5,574	↓
<b>Variance since September 2017</b>	<b>(8.4%)</b>	<b>↓</b>



### ACTIVITY



Month	Adjusted Scheduled Activity (UDA)	
	2018	2019
April	-23	632
May	1,281	1,659
June	2,187	2,571
July	3,662	3,843
August	4,958	5,226
September	5,813	6,349
October	7,318	
November	8,197	
December	9,200	
January	10,260	
February	11,163	
March	12,323	
April	12,734	
May	12,731	
June	12,733	

### QUALITY

	Quantity	Base Number	Contract	AT	Region	England
% of FP17s for the same patient ID Re-attending within 3 months - Children	90	1,338	6.7%	10.7%	11.4%	11.6%
% of FP17s for the same patient ID Re-attending within 3 months - Adults	309	2,428	12.7%	14.5%	15.0%	15.5%
% of FP17s for the same patient ID Re-attending between 3 & 9 months - Children	857	1,338	64.1%	58.0%	59.9%	58.8%
% of FP17s for the same patient ID Re-attending between 3 & 9 months - Adults	1,046	2,428	43.1%	48.8%	52.0%	51.1%
% of FP17s for Band 1 Urgent Courses	261	3,558	7.3%	8.7%	8.0%	9.0%
% of FP17s Relating to Free Repair or Replacements	26	3,558	0.7%	0.7%	0.8%	0.8%
% of FP17s Relating to Continuations	11	3,558	0.3%	0.8%	0.9%	0.9%
% of Patients satisfied with the dentistry they have received	4	4	N/A	94.2%	93.5%	93.3%
% of Patients satisfied with the time they had to wait for an appointment	4	4	N/A	87.2%	89.1%	88.9%

\* This is based on patients treated on this contract for their most recent course of treatment. Figures in italics indicate the base number of FP17s or Patient Questionnaire responses are less than 100. N/A is shown where the base number of responses is less than 10 during the period. % is calculated as Quantity/Base number\*100

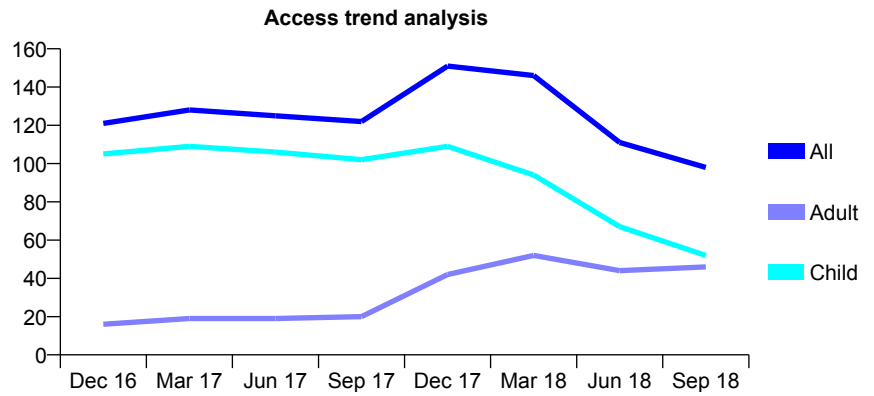
## Q58 - Vital Signs At a Glance Contract Report for 824038/0001 - September 2018

Name or company name	MR R BHATIANI
Contract type name	GDS Contract
Purpose of contract	General
Contract start date	01/04/2006
Contract end date	

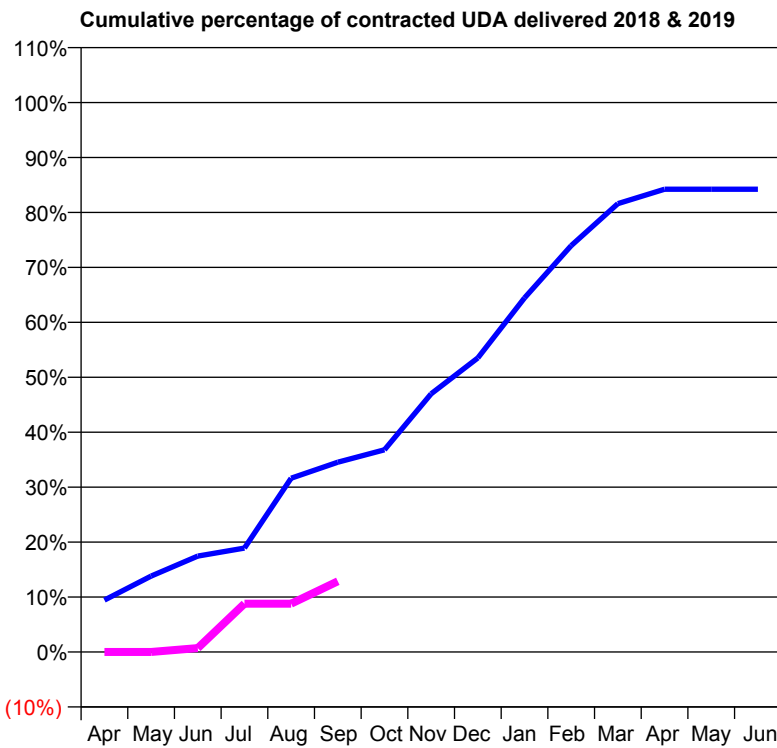
18/19 Contracted general activity (UDA)	275
Carry forward general activity (UDA)	0
18/19 Contracted orthodontic activity (UOA)	0
Carry forward orthodontic activity (UOA)	0
Baseline contract value	£7,095.28

### ACCESS\*

Patients seen in 24 months	Total	Change since previous quarter
Quarter ending September 2017	122	
Quarter ending December 2017	151	↑
Quarter ending March 2018	146	↓
Quarter ending June 2018	111	↓
Quarter ending September 2018	98	↓
<b>Variance since September 2017</b>	<b>(19.7%)</b>	<b>↓</b>



### ACTIVITY



Month	Adjusted Scheduled Activity (UDA)	
	2018	2019
April	26	0
May	38	0
June	48	2
July	52	24
August	87	24
September	95	35
October	101	
November	129	
December	147	
January	177	
February	203	
March	224	
April	232	
May	232	
June	232	

### QUALITY

	Quantity	Base Number	Contract	AT	Region	England
% of FP17s for the same patient ID Re-attending within 3 months - Children	0	22	0.0%	10.7%	11.4%	11.6%
% of FP17s for the same patient ID Re-attending within 3 months - Adults	0	15	0.0%	14.5%	15.0%	15.5%
% of FP17s for the same patient ID Re-attending between 3 & 9 months - Children	8	22	36.4%	58.0%	59.9%	58.8%
% of FP17s for the same patient ID Re-attending between 3 & 9 months - Adults	8	15	53.3%	48.8%	52.0%	51.1%
% of FP17s for Band 1 Urgent Courses	2	31	6.5%	8.7%	8.0%	9.0%
% of FP17s Relating to Free Repair or Replacements	0	31	0.0%	0.7%	0.8%	0.8%
% of FP17s Relating to Continuations	0	31	0.0%	0.8%	0.9%	0.9%
% of Patients satisfied with the dentistry they have received	0	0	N/A	94.2%	93.5%	93.3%
% of Patients satisfied with the time they had to wait for an appointment	0	0	N/A	87.2%	89.1%	88.9%

\* This is based on patients treated on this contract for their most recent course of treatment. Figures in italics indicate the base number of FP17s or Patient Questionnaire responses are less than 100. N/A is shown where the base number of responses is less than 10 during the period. % is calculated as Quantity/Base number\*100

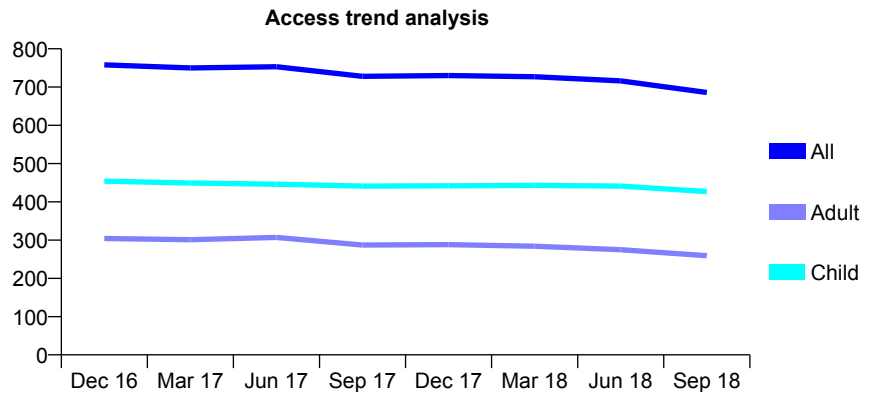
## Q58 - Vital Signs At a Glance Contract Report for 825344/0001 - September 2018

Name or company name	MR K PATEL
Contract type name	GDS Contract
Purpose of contract	General
Contract start date	01/04/2006
Contract end date	

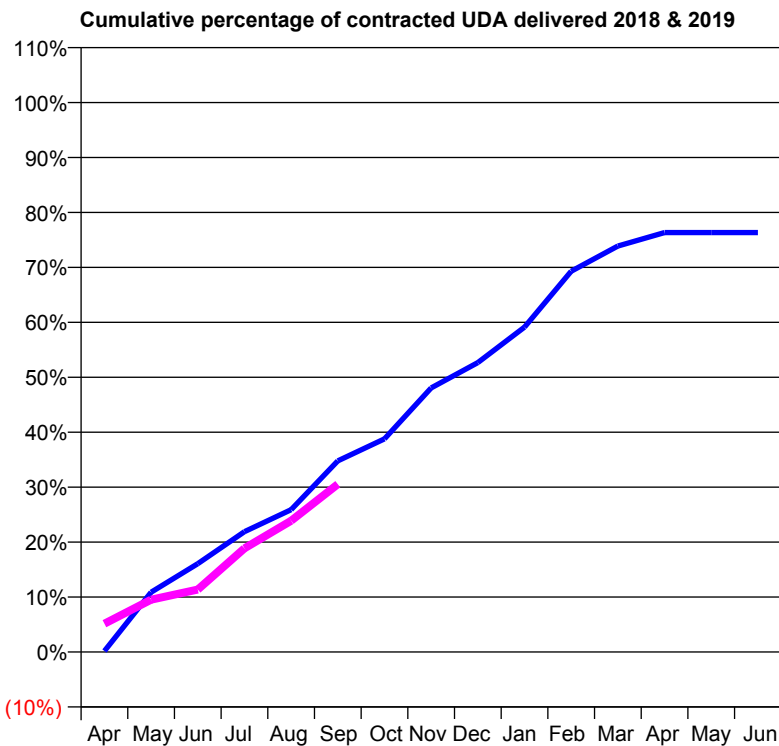
18/19 Contracted general activity (UDA)	2,800
Carry forward general activity (UDA)	0
18/19 Contracted orthodontic activity (UOA)	0
Carry forward orthodontic activity (UOA)	0
Baseline contract value	£80,851.52

### ACCESS\*

Patients seen in 24 months	Total	Change since previous quarter
Quarter ending September 2017	728	
Quarter ending December 2017	730	→
Quarter ending March 2018	727	→
Quarter ending June 2018	716	↓
Quarter ending September 2018	686	↓
<b>Variance since September 2017</b>	<b>(5.8%)</b>	<b>↓</b>



### ACTIVITY



Adjusted Scheduled Activity (UDA)		
Month	2018	2019
April	5	144
May	305	266
June	450	318
July	613	528
August	726	669
September	974	855
October	1,086	
November	1,346	
December	1,475	
January	1,656	
February	1,940	
March	2,068	
April	2,137	
May	2,137	
June	2,137	

### QUALITY

	Quantity	Base Number	Contract	AT	Region	England
% of FP17s for the same patient ID Re-attending within 3 months - Children	25	341	7.3%	10.7%	11.4%	11.6%
% of FP17s for the same patient ID Re-attending within 3 months - Adults	26	148	17.6%	14.5%	15.0%	15.5%
% of FP17s for the same patient ID Re-attending between 3 & 9 months - Children	240	341	70.4%	58.0%	59.9%	58.8%
% of FP17s for the same patient ID Re-attending between 3 & 9 months - Adults	87	148	58.8%	48.8%	52.0%	51.1%
% of FP17s for Band 1 Urgent Courses	11	457	2.4%	8.7%	8.0%	9.0%
% of FP17s Relating to Free Repair or Replacements	1	457	0.2%	0.7%	0.8%	0.8%
% of FP17s Relating to Continuations	1	457	0.2%	0.8%	0.9%	0.9%
% of Patients satisfied with the dentistry they have received	0	0	N/A	94.2%	93.5%	93.3%
% of Patients satisfied with the time they had to wait for an appointment	0	0	N/A	87.2%	89.1%	88.9%

\* This is based on patients treated on this contract for their most recent course of treatment. Figures in italics indicate the base number of FP17s or Patient Questionnaire responses are less than 100. N/A is shown where the base number of responses is less than 10 during the period. % is calculated as Quantity/Base number\*100

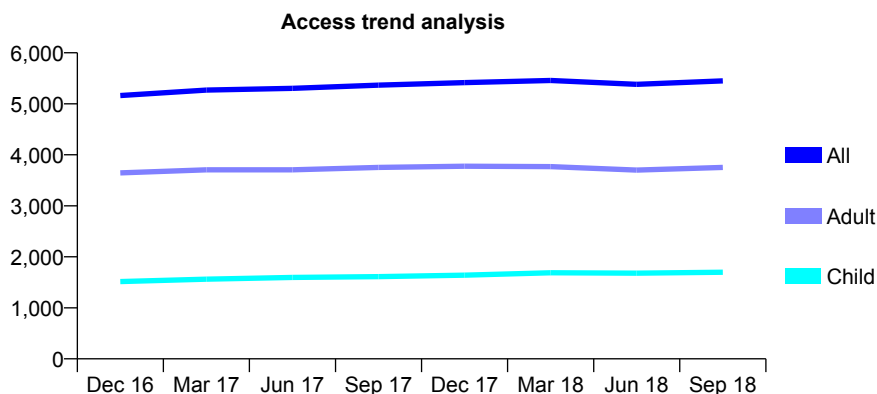
## Q58 - Vital Signs At a Glance Contract Report for 825425/0001 - September 2018

Name or company name	MR S SHAH
Contract type name	GDS Contract
Purpose of contract	General
Contract start date	01/04/2006
Contract end date	

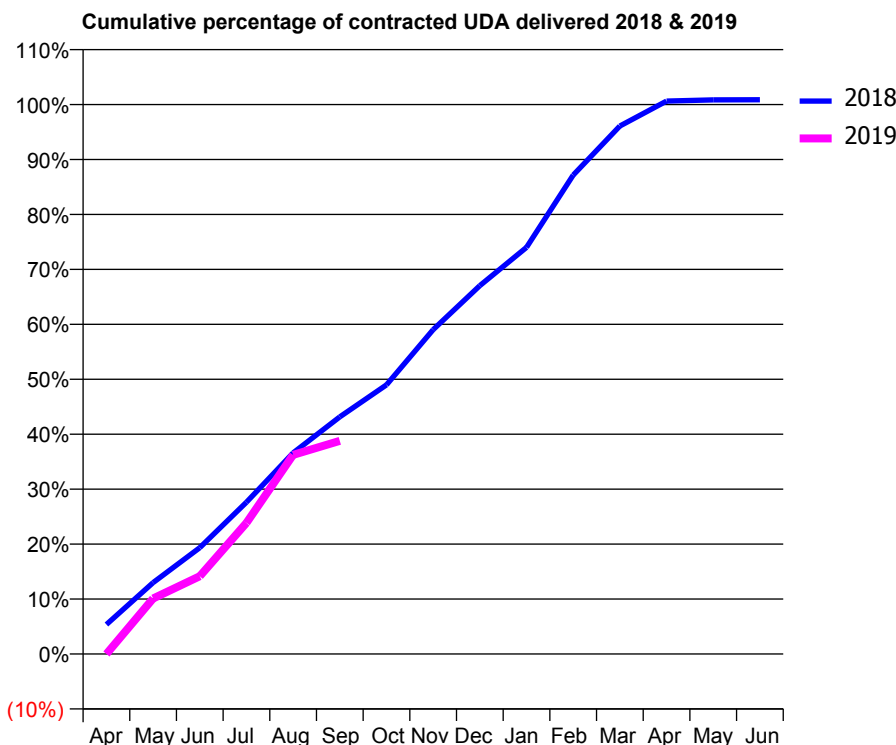
18/19 Contracted general activity (UDA)	13,962
Carry forward general activity (UDA)	0
18/19 Contracted orthodontic activity (UOA)	0
Carry forward orthodontic activity (UOA)	0
Baseline contract value	£358,812.29

### ACCESS\*

Patients seen in 24 months	Total	Change since previous quarter
Quarter ending September 2017	5,367	
Quarter ending December 2017	5,416	→
Quarter ending March 2018	5,457	→
Quarter ending June 2018	5,382	↓
Quarter ending September 2018	5,450	→
<b>Variance since September 2017</b>	<b>1.5%</b>	<b>→</b>



### ACTIVITY



Month	Adjusted Scheduled Activity (UDA)	
	2018	2019
April	749	0
May	1,815	1,410
June	2,704	1,979
July	3,856	3,332
August	5,110	5,062
September	6,026	5,416
October	6,838	
November	8,240	
December	9,360	
January	10,331	
February	12,168	
March	13,414	
April	14,049	
May	14,081	
June	14,082	

### QUALITY

	Quantity	Base Number	Contract	AT	Region	England
% of FP17s for the same patient ID Re-attending within 3 months - Children	82	992	8.3%	10.7%	11.4%	11.6%
% of FP17s for the same patient ID Re-attending within 3 months - Adults	419	2,113	19.8%	14.5%	15.0%	15.5%
% of FP17s for the same patient ID Re-attending between 3 & 9 months - Children	521	992	52.5%	58.0%	59.9%	58.8%
% of FP17s for the same patient ID Re-attending between 3 & 9 months - Adults	784	2,113	37.1%	48.8%	52.0%	51.1%
% of FP17s for Band 1 Urgent Courses	331	2,623	12.6%	8.7%	8.0%	9.0%
% of FP17s Relating to Free Repair or Replacements	15	2,623	0.6%	0.7%	0.8%	0.8%
% of FP17s Relating to Continuations	26	2,623	1.0%	0.8%	0.9%	0.9%
% of Patients satisfied with the dentistry they have received	0	0	N/A	94.2%	93.5%	93.3%
% of Patients satisfied with the time they had to wait for an appointment	0	0	N/A	87.2%	89.1%	88.9%

\* This is based on patients treated on this contract for their most recent course of treatment. Figures in italics indicate the base number of FP17s or Patient Questionnaire responses are less than 100. N/A is shown where the base number of responses is less than 10 during the period. % is calculated as Quantity/Base number\*100

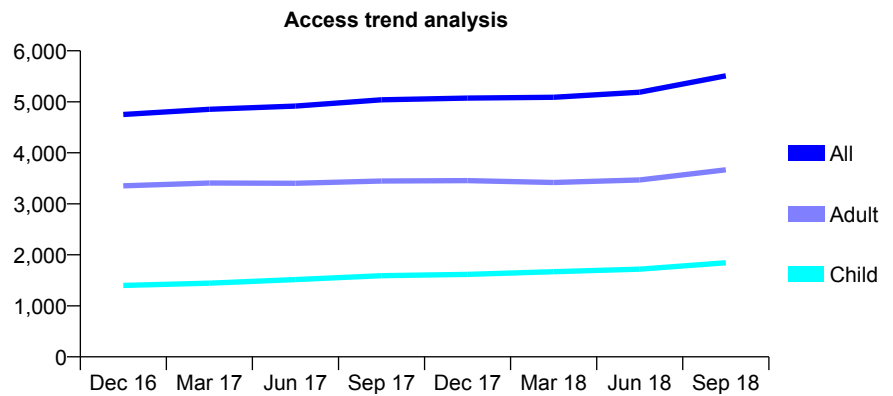
## Q58 - Vital Signs At a Glance Contract Report for 825425/0002 - September 2018

Name or company name	MR S SHAH
Contract type name	GDS Contract
Purpose of contract	General
Contract start date	01/04/2006
Contract end date	

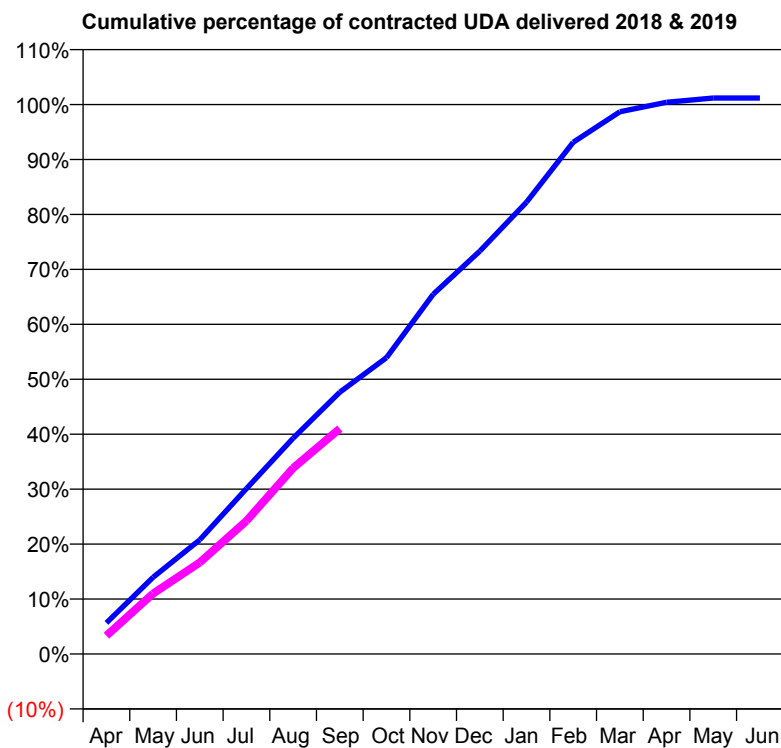
18/19 Contracted general activity (UDA)	13,895
Carry forward general activity (UDA)	0
18/19 Contracted orthodontic activity (UOA)	0
Carry forward orthodontic activity (UOA)	0
Baseline contract value	£345,164.40

### ACCESS\*

Patients seen in 24 months	Total	Change since previous quarter
Quarter ending September 2017	5,039	
Quarter ending December 2017	5,072	→
Quarter ending March 2018	5,088	→
Quarter ending June 2018	5,187	→
Quarter ending September 2018	5,510	↑
<b>Variance since September 2017</b>	<b>9.3%</b>	<b>↑</b>



### ACTIVITY



Month	Adjusted Scheduled Activity (UDA)	
	2018	2019
April	628	465
May	1,549	1,529
June	2,307	2,316
July	3,339	3,368
August	4,358	4,701
September	5,287	5,701
October	5,985	
November	7,263	
December	8,135	
January	9,123	
February	10,332	
March	10,948	
April	11,139	
May	11,226	
June	11,226	

### QUALITY

	Quantity	Base Number	Contract	AT	Region	England
% of FP17s for the same patient ID Re-attending within 3 months - Children	55	1,125	4.9%	10.7%	11.4%	11.6%
% of FP17s for the same patient ID Re-attending within 3 months - Adults	236	1,996	11.8%	14.5%	15.0%	15.5%
% of FP17s for the same patient ID Re-attending between 3 & 9 months - Children	467	1,125	41.5%	58.0%	59.9%	58.8%
% of FP17s for the same patient ID Re-attending between 3 & 9 months - Adults	658	1,996	33.0%	48.8%	52.0%	51.1%
% of FP17s for Band 1 Urgent Courses	269	2,982	9.0%	8.7%	8.0%	9.0%
% of FP17s Relating to Free Repair or Replacements	13	2,982	0.4%	0.7%	0.8%	0.8%
% of FP17s Relating to Continuations	48	2,982	1.6%	0.8%	0.9%	0.9%
% of Patients satisfied with the dentistry they have received	1	1	N/A	94.2%	93.5%	93.3%
% of Patients satisfied with the time they had to wait for an appointment	1	1	N/A	87.2%	89.1%	88.9%

\* This is based on patients treated on this contract for their most recent course of treatment. Figures in italics indicate the base number of FP17s or Patient Questionnaire responses are less than 100. N/A is shown where the base number of responses is less than 10 during the period. % is calculated as Quantity/Base number\*100

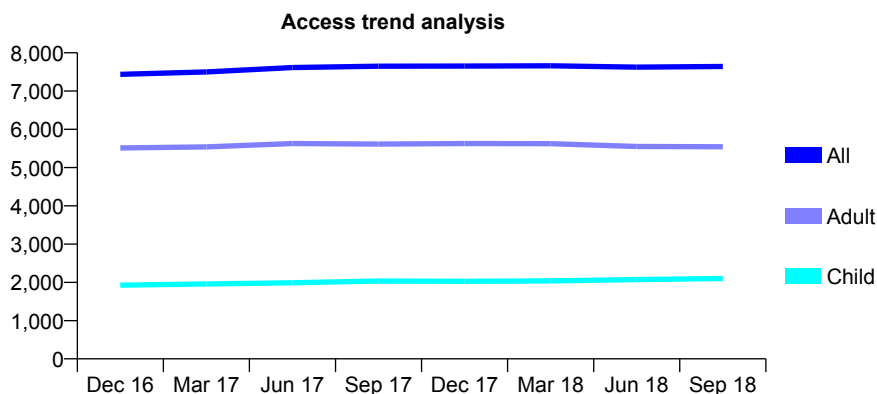
## Q58 - Vital Signs At a Glance Contract Report for 825425/0003 - September 2018

Name or company name	MR S SHAH
Contract type name	GDS Contract
Purpose of contract	General
Contract start date	01/03/2013
Contract end date	

18/19 Contracted general activity (UDA)	22,140
Carry forward general activity (UDA)	0
18/19 Contracted orthodontic activity (UOA)	0
Carry forward orthodontic activity (UOA)	0
Baseline contract value	£663,668.84

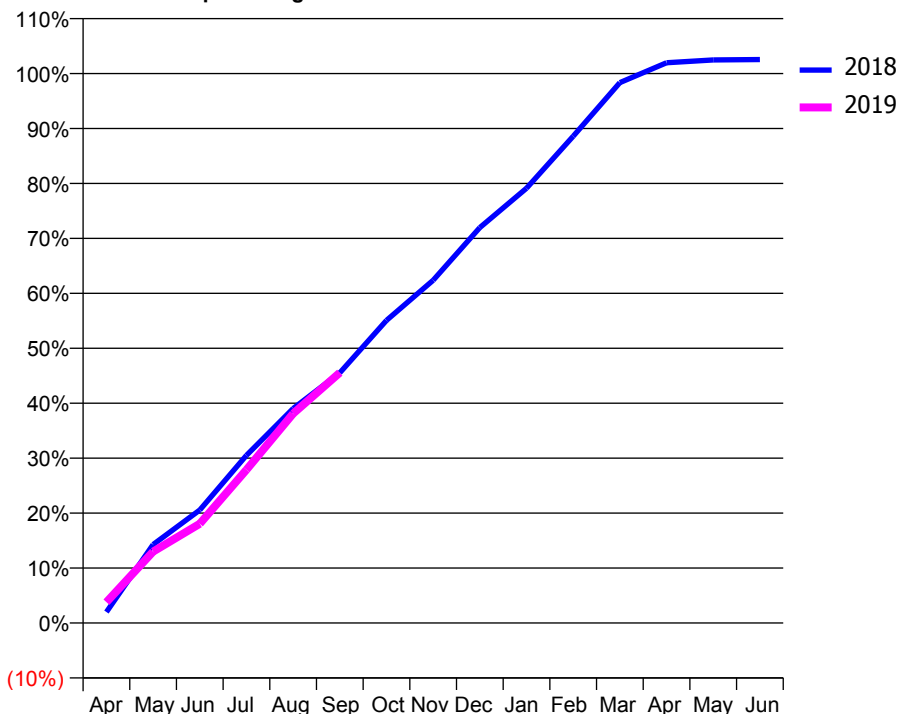
### ACCESS\*

Patients seen in 24 months	Total	Change since previous quarter
Quarter ending September 2017	7,649	
Quarter ending December 2017	7,654	→
Quarter ending March 2018	7,661	→
Quarter ending June 2018	7,626	→
Quarter ending September 2018	7,644	→
<b>Variance since September 2017</b>	<b>(0.1%)</b>	→



### ACTIVITY

Cumulative percentage of contracted UDA delivered 2018 & 2019



Month	Adjusted Scheduled Activity (UDA)	
	2018	2019
April	443	839
May	3,164	2,876
June	4,555	3,999
July	6,757	6,176
August	8,644	8,440
September	10,084	10,086
October	12,196	
November	13,810	
December	15,933	
January	17,520	
February	19,611	
March	21,772	
April	22,575	
May	22,689	
June	22,705	

### QUALITY

	Quantity	Base Number	Contract	AT	Region	England
% of FP17s for the same patient ID Re-attending within 3 months - Children	93	1,361	6.8%	10.7%	11.4%	11.6%
% of FP17s for the same patient ID Re-attending within 3 months - Adults	553	3,277	16.9%	14.5%	15.0%	15.5%
% of FP17s for the same patient ID Re-attending between 3 & 9 months - Children	665	1,361	48.9%	58.0%	59.9%	58.8%
% of FP17s for the same patient ID Re-attending between 3 & 9 months - Adults	1,266	3,277	38.6%	48.8%	52.0%	51.1%
% of FP17s for Band 1 Urgent Courses	559	4,293	13.0%	8.7%	8.0%	9.0%
% of FP17s Relating to Free Repair or Replacements	8	4,293	0.2%	0.7%	0.8%	0.8%
% of FP17s Relating to Continuations	51	4,293	1.2%	0.8%	0.9%	0.9%
% of Patients satisfied with the dentistry they have received	3	3	N/A	94.2%	93.5%	93.3%
% of Patients satisfied with the time they had to wait for an appointment	3	3	N/A	87.2%	89.1%	88.9%

\* This is based on patients treated on this contract for their most recent course of treatment. Figures in italics indicate the base number of FP17s or Patient Questionnaire responses are less than 100. N/A is shown where the base number of responses is less than 10 during the period. % is calculated as Quantity/Base number\*100

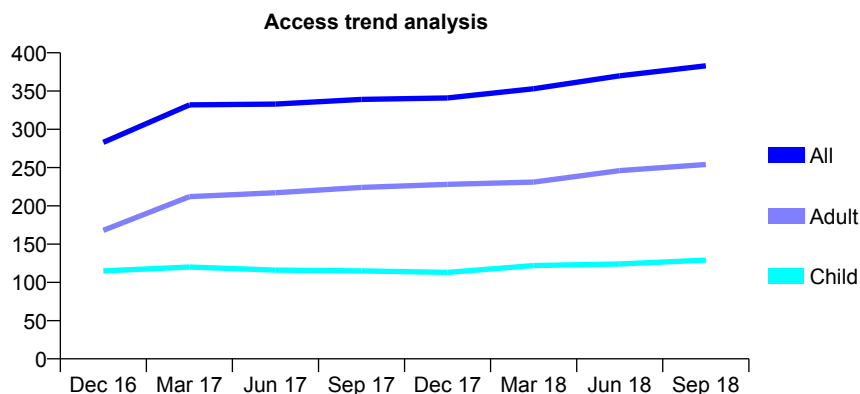
## Q58 - Vital Signs At a Glance Contract Report for 825727/0001 - September 2018

Name or company name	MR R CHAUHAN
Contract type name	GDS Contract
Purpose of contract	General
Contract start date	01/04/2006
Contract end date	

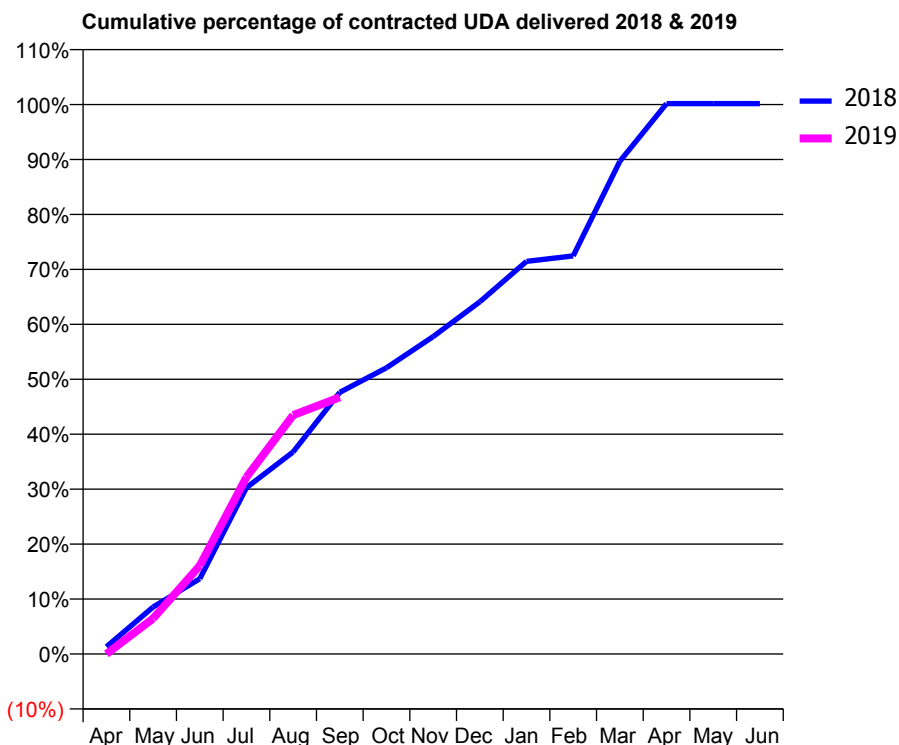
18/19 Contracted general activity (UDA)	900
Carry forward general activity (UDA)	0
18/19 Contracted orthodontic activity (UOA)	0
Carry forward orthodontic activity (UOA)	0
Baseline contract value	£29,636.77

### ACCESS\*

Patients seen in 24 months	Total	Change since previous quarter
Quarter ending September 2017	339	
Quarter ending December 2017	341	→
Quarter ending March 2018	353	↑
Quarter ending June 2018	370	↑
Quarter ending September 2018	383	↑
<b>Variance since September 2017</b>	<b>13.0%</b>	<b>↑</b>



### ACTIVITY



Month	Adjusted Scheduled Activity (UDA)	
	2018	2019
April	12	0
May	77	58
June	123	145
July	272	290
August	331	391
September	429	421
October	469	
November	520	
December	577	
January	643	
February	652	
March	807	
April	901	
May	901	
June	901	

### QUALITY

	Quantity	Base Number	Contract	AT	Region	England
% of FP17s for the same patient ID Re-attending within 3 months - Children	9	90	10.0%	10.7%	11.4%	11.6%
% of FP17s for the same patient ID Re-attending within 3 months - Adults	4	142	2.8%	14.5%	15.0%	15.5%
% of FP17s for the same patient ID Re-attending between 3 & 9 months - Children	40	90	44.4%	58.0%	59.9%	58.8%
% of FP17s for the same patient ID Re-attending between 3 & 9 months - Adults	33	142	23.2%	48.8%	52.0%	51.1%
% of FP17s for Band 1 Urgent Courses	6	187	3.2%	8.7%	8.0%	9.0%
% of FP17s Relating to Free Repair or Replacements	0	187	0.0%	0.7%	0.8%	0.8%
% of FP17s Relating to Continuations	2	187	1.1%	0.8%	0.9%	0.9%
% of Patients satisfied with the dentistry they have received	0	0	N/A	94.2%	93.5%	93.3%
% of Patients satisfied with the time they had to wait for an appointment	0	0	N/A	87.2%	89.1%	88.9%

\* This is based on patients treated on this contract for their most recent course of treatment. Figures in italics indicate the base number of FP17s or Patient Questionnaire responses are less than 100. N/A is shown where the base number of responses is less than 10 during the period. % is calculated as Quantity/Base number\*100



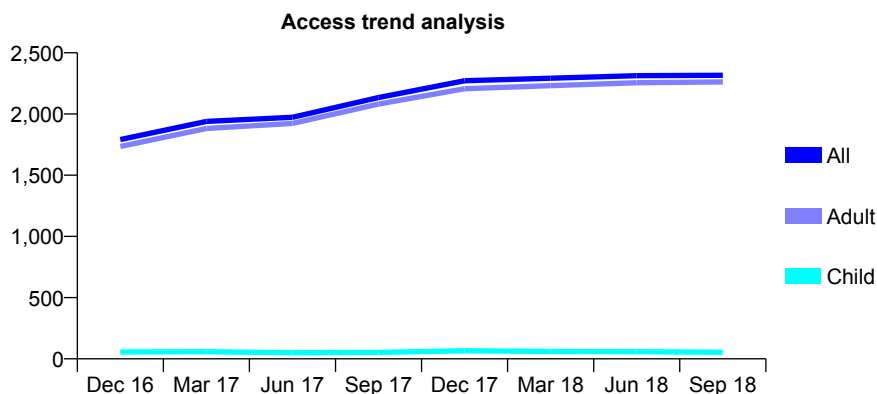
## Q58 - Vital Signs At a Glance Contract Report for 825727/0002 - September 2018

Name or company name	MR R CHAUHAN
Contract type name	PDS Contract
Purpose of contract	General
Contract start date	01/11/2006
Contract end date	31/03/2020

18/19 Contracted general activity (UDA)	3,190
Carry forward general activity (UDA)	0
18/19 Contracted orthodontic activity (UOA)	0
Carry forward orthodontic activity (UOA)	0
Baseline contract value	£212,667.69

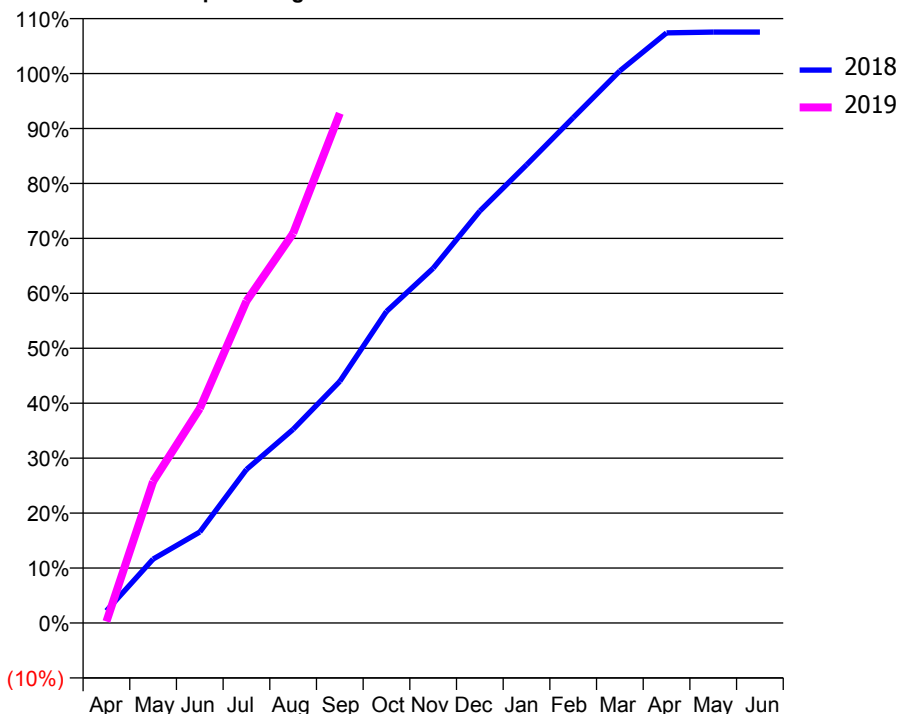
### ACCESS\*

Patients seen in 24 months	Total	Change since previous quarter
Quarter ending September 2017	2,134	
Quarter ending December 2017	2,272	↑
Quarter ending March 2018	2,293	→
Quarter ending June 2018	2,313	→
Quarter ending September 2018	2,316	→
<b>Variance since September 2017</b>	<b>8.5%</b>	<b>↑</b>



### ACTIVITY

Cumulative percentage of contracted UDA delivered 2018 & 2019



Month	Adjusted Scheduled Activity (UDA)	
	2018	2019
April	132	9
May	692	822
June	986	1,245
July	1,664	1,869
August	2,098	2,262
September	2,619	2,959
October	3,375	
November	3,843	
December	4,463	
January	4,963	
February	5,474	
March	5,982	
April	6,393	
May	6,402	
June	6,402	

### QUALITY

	Quantity	Base Number	Contract	AT	Region	England
% of FP17s for the same patient ID Re-attending within 3 months - Children	1	30	3.3%	10.7%	11.4%	11.6%
% of FP17s for the same patient ID Re-attending within 3 months - Adults	27	1,129	2.4%	14.5%	15.0%	15.5%
% of FP17s for the same patient ID Re-attending between 3 & 9 months - Children	0	30	0.0%	58.0%	59.9%	58.8%
% of FP17s for the same patient ID Re-attending between 3 & 9 months - Adults	14	1,129	1.2%	48.8%	52.0%	51.1%
% of FP17s for Band 1 Urgent Courses	0	1,007	0.0%	8.7%	8.0%	9.0%
% of FP17s Relating to Free Repair or Replacements	0	1,007	0.0%	0.7%	0.8%	0.8%
% of FP17s Relating to Continuations	2	1,007	0.2%	0.8%	0.9%	0.9%
% of Patients satisfied with the dentistry they have received	1	1	N/A	94.2%	93.5%	93.3%
% of Patients satisfied with the time they had to wait for an appointment	1	1	N/A	87.2%	89.1%	88.9%

\* This is based on patients treated on this contract for their most recent course of treatment. Figures in italics indicate the base number of FP17s or Patient Questionnaire responses are less than 100. N/A is shown where the base number of responses is less than 10 during the period. % is calculated as Quantity/Base number\*100

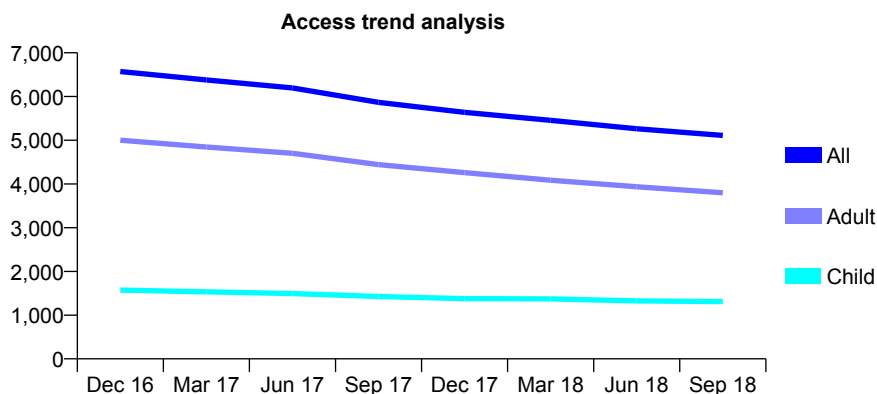
## Q58 - Vital Signs At a Glance Contract Report for 826499/0001 - September 2018

Name or company name	Letchworth Dental Surgery
Contract type name	GDS Contract
Purpose of contract	General
Contract start date	01/04/2006
Contract end date	

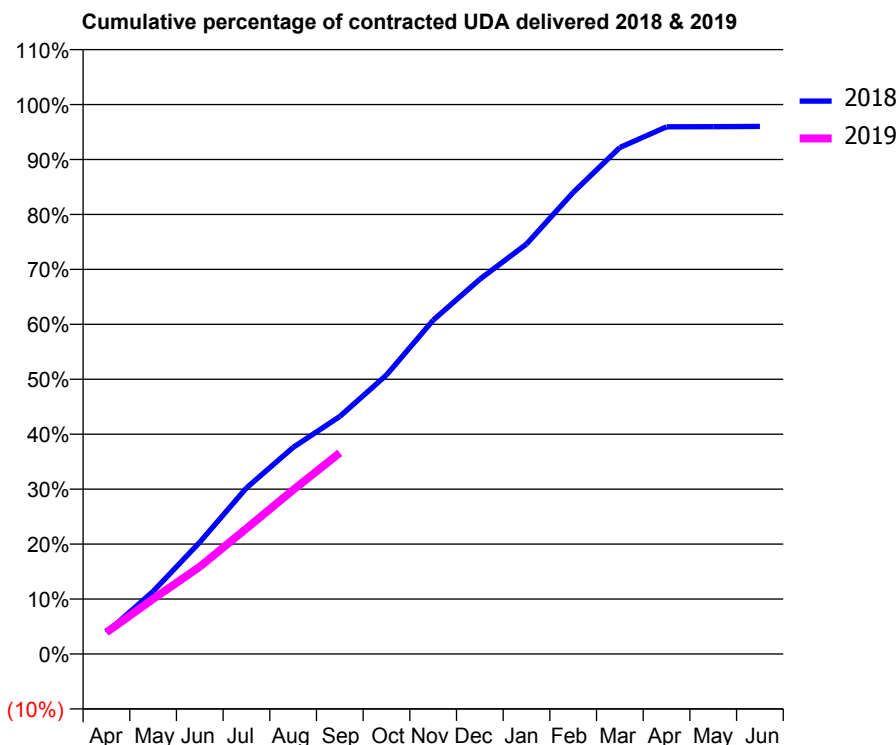
18/19 Contracted general activity (UDA)	18,006
Carry forward general activity (UDA)	0
18/19 Contracted orthodontic activity (UOA)	0
Carry forward orthodontic activity (UOA)	0
Baseline contract value	£469,635.05

### ACCESS\*

Patients seen in 24 months	Total	Change since previous quarter
Quarter ending September 2017	5,866	
Quarter ending December 2017	5,637	↓
Quarter ending March 2018	5,455	↓
Quarter ending June 2018	5,262	↓
Quarter ending September 2018	5,110	↓
<b>Variance since September 2017</b>	<b>(12.9%)</b>	<b>↓</b>



### ACTIVITY



Month	Adjusted Scheduled Activity (UDA)	
	2018	2019
April	545	710
May	1,595	1,800
June	2,851	2,859
July	4,233	4,112
August	5,268	5,376
September	6,054	6,593
October	7,113	
November	8,509	
December	9,552	
January	10,451	
February	11,766	
March	12,911	
April	13,438	
May	13,439	
June	13,446	

### QUALITY

	Quantity	Base Number	Contract	AT	Region	England
% of FP17s for the same patient ID Re-attending within 3 months - Children	41	809	5.1%	10.7%	11.4%	11.6%
% of FP17s for the same patient ID Re-attending within 3 months - Adults	299	2,222	13.5%	14.5%	15.0%	15.5%
% of FP17s for the same patient ID Re-attending between 3 & 9 months - Children	287	809	35.5%	58.0%	59.9%	58.8%
% of FP17s for the same patient ID Re-attending between 3 & 9 months - Adults	818	2,222	36.8%	48.8%	52.0%	51.1%
% of FP17s for Band 1 Urgent Courses	226	2,816	8.0%	8.7%	8.0%	9.0%
% of FP17s Relating to Free Repair or Replacements	33	2,816	1.2%	0.7%	0.8%	0.8%
% of FP17s Relating to Continuations	40	2,816	1.4%	0.8%	0.9%	0.9%
% of Patients satisfied with the dentistry they have received	0	0	N/A	94.2%	93.5%	93.3%
% of Patients satisfied with the time they had to wait for an appointment	0	0	N/A	87.2%	89.1%	88.9%

\* This is based on patients treated on this contract for their most recent course of treatment. Figures in italics indicate the base number of FP17s or Patient Questionnaire responses are less than 100. N/A is shown where the base number of responses is less than 10 during the period. % is calculated as Quantity/Base number\*100

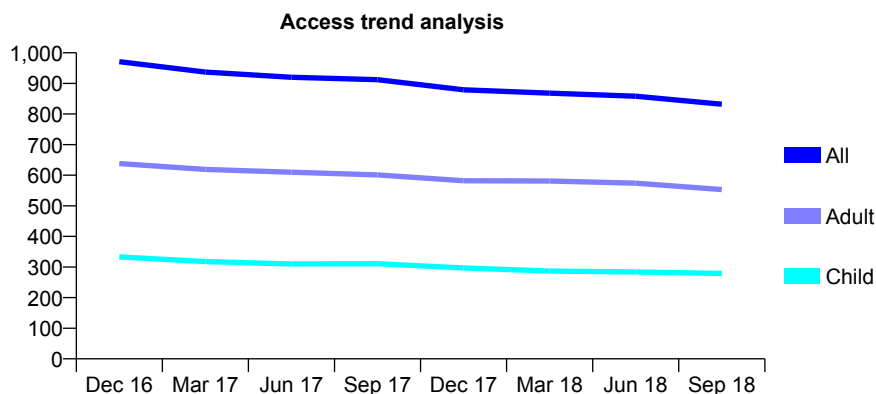
## Q58 - Vital Signs At a Glance Contract Report for 829129/0001 - September 2018

Name or company name	MR SC MICHAELS
Contract type name	GDS Contract
Purpose of contract	General
Contract start date	01/04/2006
Contract end date	

18/19 Contracted general activity (UDA)	2,486
Carry forward general activity (UDA)	0
18/19 Contracted orthodontic activity (UOA)	0
Carry forward orthodontic activity (UOA)	0
Baseline contract value	£60,777.88

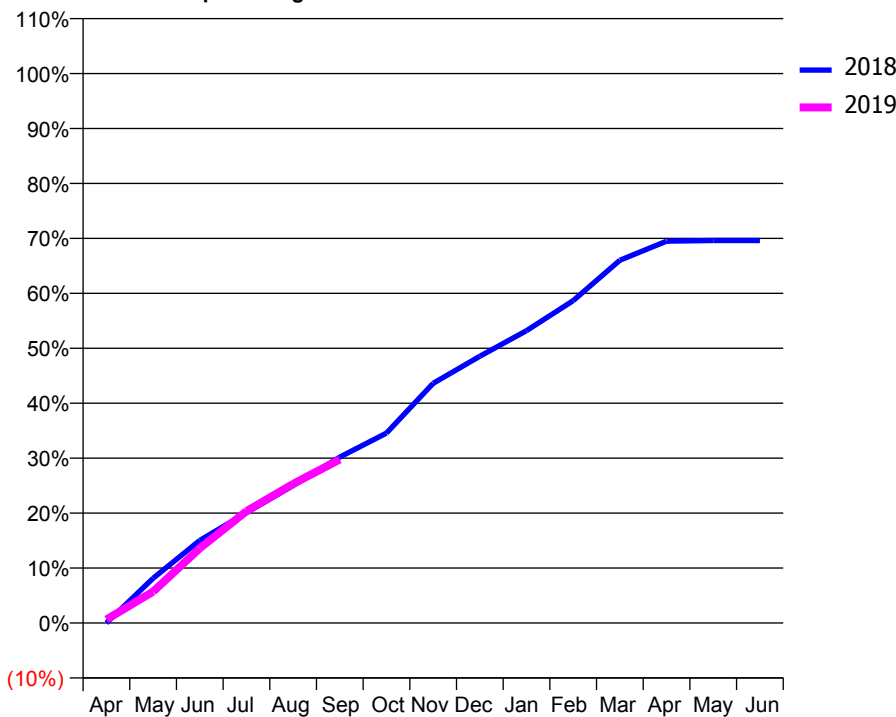
### ACCESS\*

Patients seen in 24 months	Total	Change since previous quarter
Quarter ending September 2017	912	
Quarter ending December 2017	879	↓
Quarter ending March 2018	868	↓
Quarter ending June 2018	858	↓
Quarter ending September 2018	832	↓
<b>Variance since September 2017</b>	<b>(8.8%)</b>	<b>↓</b>



### ACTIVITY

Cumulative percentage of contracted UDA delivered 2018 & 2019



Adjusted Scheduled Activity (UDA)

Month	2018	2019
April	0	16
May	202	142
June	374	338
July	499	506
August	622	630
September	751	740
October	859	
November	1,084	
December	1,207	
January	1,322	
February	1,458	
March	1,641	
April	1,727	
May	1,730	
June	1,730	

### QUALITY

	Quantity	Base Number	Contract	AT	Region	England
% of FP17s for the same patient ID Re-attending within 3 months - Children	13	214	6.1%	10.7%	11.4%	11.6%
% of FP17s for the same patient ID Re-attending within 3 months - Adults	26	368	7.1%	14.5%	15.0%	15.5%
% of FP17s for the same patient ID Re-attending between 3 & 9 months - Children	142	214	66.4%	58.0%	59.9%	58.8%
% of FP17s for the same patient ID Re-attending between 3 & 9 months - Adults	243	368	66.0%	48.8%	52.0%	51.1%
% of FP17s for Band 1 Urgent Courses	21	521	4.0%	8.7%	8.0%	9.0%
% of FP17s Relating to Free Repair or Replacements	2	521	0.4%	0.7%	0.8%	0.8%
% of FP17s Relating to Continuations	0	521	0.0%	0.8%	0.9%	0.9%
% of Patients satisfied with the dentistry they have received	0	0	N/A	94.2%	93.5%	93.3%
% of Patients satisfied with the time they had to wait for an appointment	0	0	N/A	87.2%	89.1%	88.9%

\* This is based on patients treated on this contract for their most recent course of treatment. Figures in italics indicate the base number of FP17s or Patient Questionnaire responses are less than 100. N/A is shown where the base number of responses is less than 10 during the period. % is calculated as Quantity/Base number\*100

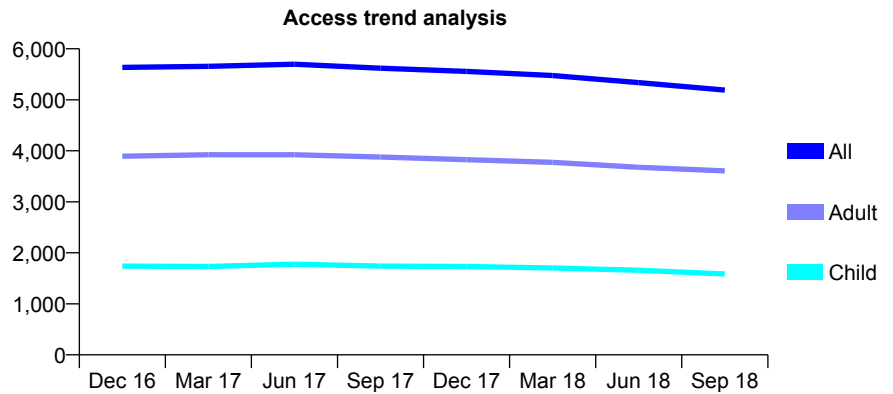
## Q58 - Vital Signs At a Glance Contract Report for 835196/0001 - September 2018

Name or company name	MISS SR MUSTAFA
Contract type name	GDS Contract
Purpose of contract	General
Contract start date	01/04/2006
Contract end date	

18/19 Contracted general activity (UDA)	11,319
Carry forward general activity (UDA)	0
18/19 Contracted orthodontic activity (UOA)	0
Carry forward orthodontic activity (UOA)	0
Baseline contract value	£314,446.11

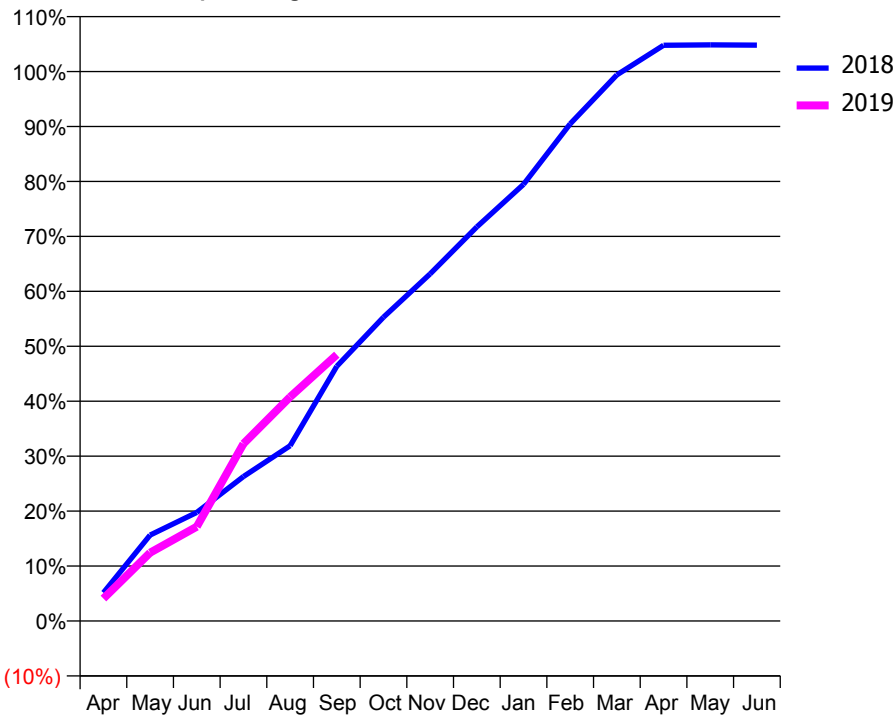
### ACCESS\*

Patients seen in 24 months	Total	Change since previous quarter
Quarter ending September 2017	5,619	
Quarter ending December 2017	5,558	↓
Quarter ending March 2018	5,477	↓
Quarter ending June 2018	5,336	↓
Quarter ending September 2018	5,191	↓
<b>Variance since September 2017</b>	<b>(7.6%)</b>	<b>↓</b>



### ACTIVITY

Cumulative percentage of contracted UDA delivered 2018 & 2019



Month	Adjusted Scheduled Activity (UDA)	
	2018	2019
April	583	463
May	1,772	1,406
June	2,238	1,945
July	2,976	3,651
August	3,610	4,616
September	5,246	5,487
October	6,259	
November	7,153	
December	8,119	
January	8,994	
February	10,240	
March	11,250	
April	11,860	
May	11,867	
June	11,863	

### QUALITY

	Quantity	Base Number	Contract	AT	Region	England
% of FP17s for the same patient ID Re-attending within 3 months - Children	58	1,023	5.7%	10.7%	11.4%	11.6%
% of FP17s for the same patient ID Re-attending within 3 months - Adults	305	2,170	14.1%	14.5%	15.0%	15.5%
% of FP17s for the same patient ID Re-attending between 3 & 9 months - Children	549	1,023	53.7%	58.0%	59.9%	58.8%
% of FP17s for the same patient ID Re-attending between 3 & 9 months - Adults	1,080	2,170	49.8%	48.8%	52.0%	51.1%
% of FP17s for Band 1 Urgent Courses	304	2,905	10.5%	8.7%	8.0%	9.0%
% of FP17s Relating to Free Repair or Replacements	13	2,905	0.4%	0.7%	0.8%	0.8%
% of FP17s Relating to Continuations	2	2,905	0.1%	0.8%	0.9%	0.9%
% of Patients satisfied with the dentistry they have received	3	3	N/A	94.2%	93.5%	93.3%
% of Patients satisfied with the time they had to wait for an appointment	2	3	N/A	87.2%	89.1%	88.9%

\* This is based on patients treated on this contract for their most recent course of treatment. Figures in italics indicate the base number of FP17s or Patient Questionnaire responses are less than 100. N/A is shown where the base number of responses is less than 10 during the period. % is calculated as Quantity/Base number\*100

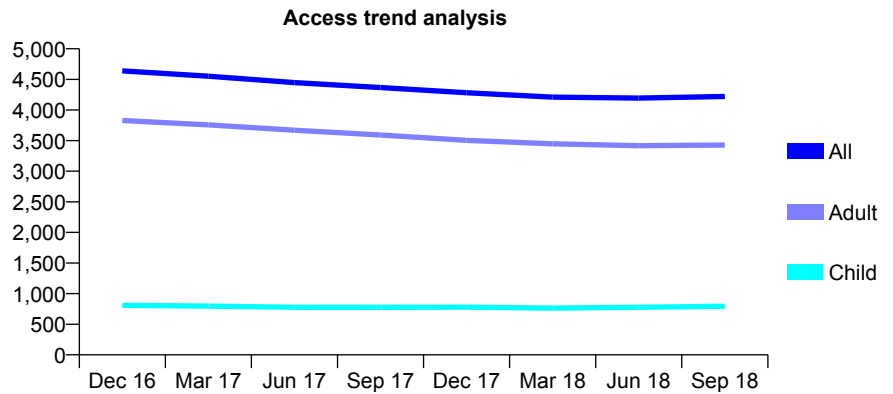
## Q58 - Vital Signs At a Glance Contract Report for 836346/0001 - September 2018

Name or company name	Mr A. & N. Badiani
Contract type name	GDS Contract
Purpose of contract	General
Contract start date	01/04/2006
Contract end date	

18/19 Contracted general activity (UDA)	10,000
Carry forward general activity (UDA)	0
18/19 Contracted orthodontic activity (UOA)	0
Carry forward orthodontic activity (UOA)	0
Baseline contract value	£230,202.80

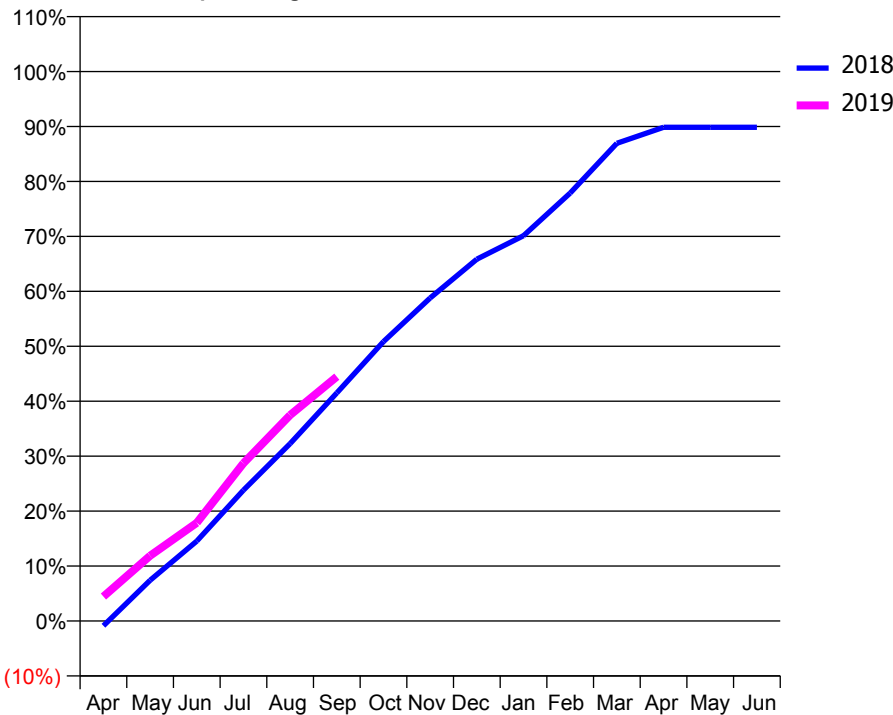
### ACCESS\*

Patients seen in 24 months	Total	Change since previous quarter
Quarter ending September 2017	4,368	
Quarter ending December 2017	4,282	↓
Quarter ending March 2018	4,210	↓
Quarter ending June 2018	4,195	→
Quarter ending September 2018	4,222	→
<b>Variance since September 2017</b>	<b>(3.3%)</b>	<b>↓</b>



### ACTIVITY

Cumulative percentage of contracted UDA delivered 2018 & 2019



Month	Adjusted Scheduled Activity (UDA)	
	2018	2019
April	-88	446
May	740	1,188
June	1,456	1,788
July	2,381	2,872
August	3,228	3,748
September	4,152	4,448
October	5,085	
November	5,878	
December	6,585	
January	7,012	
February	7,788	
March	8,694	
April	8,984	
May	8,985	
June	8,985	

### QUALITY

	Quantity	Base Number	Contract	AT	Region	England
% of FP17s for the same patient ID Re-attending within 3 months - Children	23	571	4.0%	10.7%	11.4%	11.6%
% of FP17s for the same patient ID Re-attending within 3 months - Adults	296	2,408	12.3%	14.5%	15.0%	15.5%
% of FP17s for the same patient ID Re-attending between 3 & 9 months - Children	304	571	53.2%	58.0%	59.9%	58.8%
% of FP17s for the same patient ID Re-attending between 3 & 9 months - Adults	1,170	2,408	48.6%	48.8%	52.0%	51.1%
% of FP17s for Band 1 Urgent Courses	355	2,814	12.6%	8.7%	8.0%	9.0%
% of FP17s Relating to Free Repair or Replacements	3	2,814	0.1%	0.7%	0.8%	0.8%
% of FP17s Relating to Continuations	2	2,814	0.1%	0.8%	0.9%	0.9%
% of Patients satisfied with the dentistry they have received	8	8	N/A	94.2%	93.5%	93.3%
% of Patients satisfied with the time they had to wait for an appointment	7	8	N/A	87.2%	89.1%	88.9%

\* This is based on patients treated on this contract for their most recent course of treatment. Figures in italics indicate the base number of FP17s or Patient Questionnaire responses are less than 100. N/A is shown where the base number of responses is less than 10 during the period. % is calculated as Quantity/Base number\*100

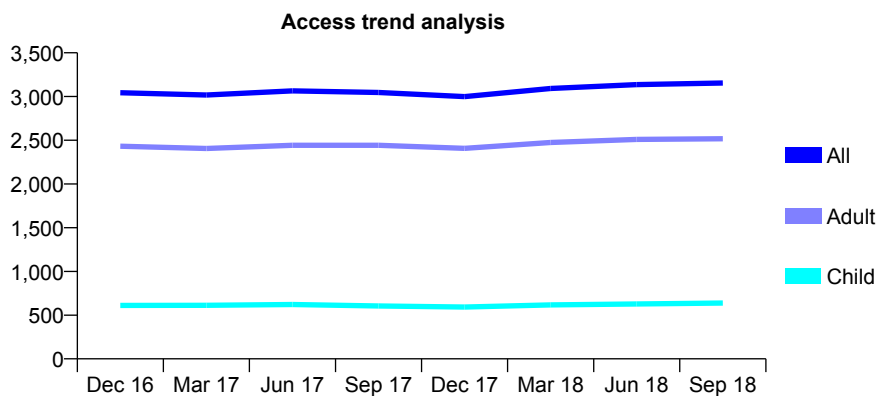
## Q58 - Vital Signs At a Glance Contract Report for 846635/0002 - September 2018

Name or company name	MR D GHAMARI SAIR
Contract type name	GDS Contract
Purpose of contract	General
Contract start date	01/08/2011
Contract end date	

18/19 Contracted general activity (UDA)	8,217
Carry forward general activity (UDA)	0
18/19 Contracted orthodontic activity (UOA)	0
Carry forward orthodontic activity (UOA)	0
Baseline contract value	£265,083.55

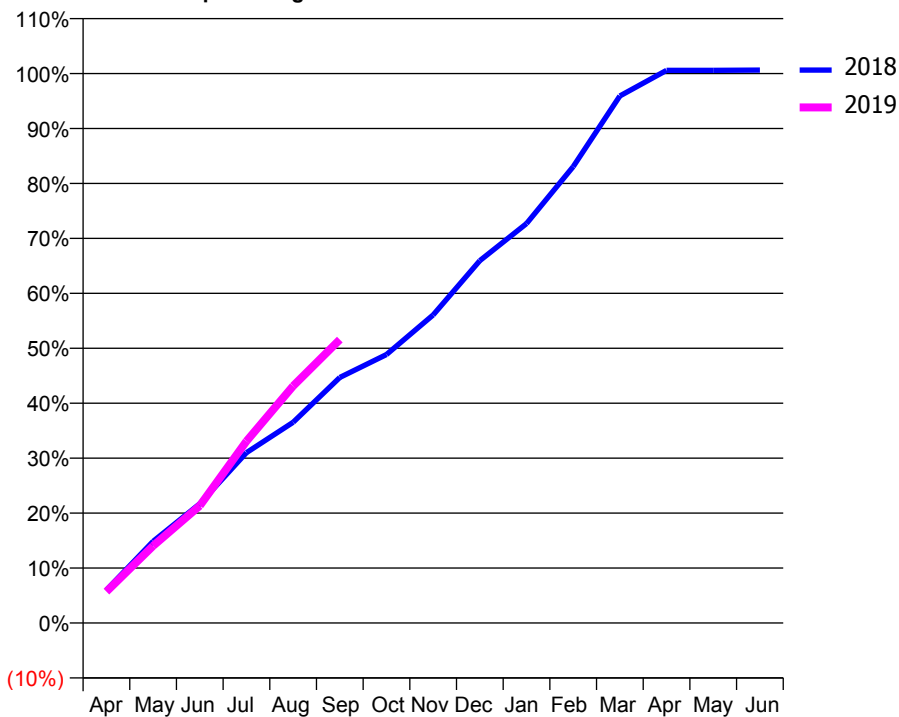
### ACCESS\*

Patients seen in 24 months	Total	Change since previous quarter
Quarter ending September 2017	3,047	
Quarter ending December 2017	2,999	↓
Quarter ending March 2018	3,092	↑
Quarter ending June 2018	3,136	→
Quarter ending September 2018	3,155	→
<b>Variance since September 2017</b>	<b>3.5%</b>	<b>↑</b>



### ACTIVITY

Cumulative percentage of contracted UDA delivered 2018 & 2019



Month	Adjusted Scheduled Activity (UDA)	
	2018	2019
April	493	469
May	1,221	1,153
June	1,785	1,754
July	2,548	2,719
August	3,001	3,545
September	3,672	4,239
October	4,014	
November	4,607	
December	5,418	
January	5,974	
February	6,824	
March	7,881	
April	8,265	
May	8,265	
June	8,268	

### QUALITY

	Quantity	Base Number	Contract	AT	Region	England
% of FP17s for the same patient ID Re-attending within 3 months - Children	43	481	8.9%	10.7%	11.4%	11.6%
% of FP17s for the same patient ID Re-attending within 3 months - Adults	248	1,589	15.6%	14.5%	15.0%	15.5%
% of FP17s for the same patient ID Re-attending between 3 & 9 months - Children	263	481	54.7%	58.0%	59.9%	58.8%
% of FP17s for the same patient ID Re-attending between 3 & 9 months - Adults	686	1,589	43.2%	48.8%	52.0%	51.1%
% of FP17s for Band 1 Urgent Courses	250	1,941	12.9%	8.7%	8.0%	9.0%
% of FP17s Relating to Free Repair or Replacements	20	1,941	1.0%	0.7%	0.8%	0.8%
% of FP17s Relating to Continuations	4	1,941	0.2%	0.8%	0.9%	0.9%
% of Patients satisfied with the dentistry they have received	2	2	N/A	94.2%	93.5%	93.3%
% of Patients satisfied with the time they had to wait for an appointment	2	2	N/A	87.2%	89.1%	88.9%

\* This is based on patients treated on this contract for their most recent course of treatment. Figures in italics indicate the base number of FP17s or Patient Questionnaire responses are less than 100. N/A is shown where the base number of responses is less than 10 during the period. % is calculated as Quantity/Base number\*100

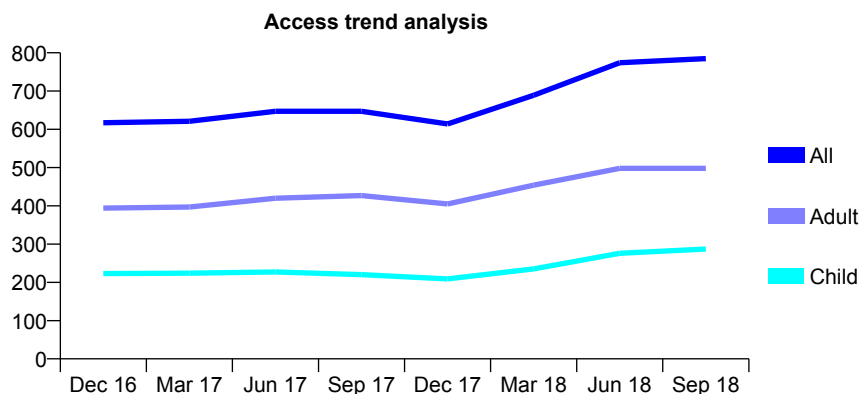
## Q58 - Vital Signs At a Glance Contract Report for 852872/0001 - September 2018

Name or company name	MR RK VARMA
Contract type name	GDS Contract
Purpose of contract	General
Contract start date	01/04/2006
Contract end date	

18/19 Contracted general activity (UDA)	1,916
Carry forward general activity (UDA)	0
18/19 Contracted orthodontic activity (UOA)	0
Carry forward orthodontic activity (UOA)	0
Baseline contract value	£44,749.76

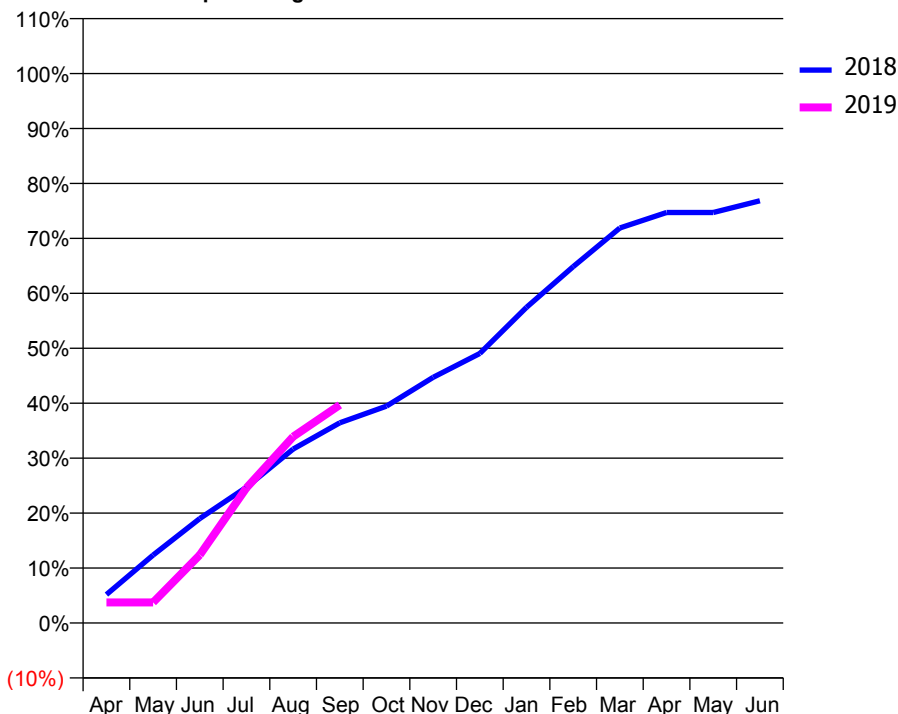
### ACCESS\*

Patients seen in 24 months	Total	Change since previous quarter
Quarter ending September 2017	647	
Quarter ending December 2017	614	↓
Quarter ending March 2018	689	↑
Quarter ending June 2018	774	↑
Quarter ending September 2018	785	→
<b>Variance since September 2017</b>	<b>21.3%</b>	<b>↑</b>



### ACTIVITY

Cumulative percentage of contracted UDA delivered 2018 & 2019



Adjusted Scheduled Activity (UDA)

Month	2018	2019
April	99	72
May	237	72
June	364	237
July	474	471
August	606	650
September	698	760
October	756	
November	857	
December	940	
January	1,101	
February	1,243	
March	1,377	
April	1,431	
May	1,431	
June	1,472	

### QUALITY

	Quantity	Base Number	Contract	AT	Region	England
% of FP17s for the same patient ID Re-attending within 3 months - Children	17	262	6.5%	10.7%	11.4%	11.6%
% of FP17s for the same patient ID Re-attending within 3 months - Adults	17	344	4.9%	14.5%	15.0%	15.5%
% of FP17s for the same patient ID Re-attending between 3 & 9 months - Children	138	262	52.7%	58.0%	59.9%	58.8%
% of FP17s for the same patient ID Re-attending between 3 & 9 months - Adults	186	344	54.1%	48.8%	52.0%	51.1%
% of FP17s for Band 1 Urgent Courses	32	526	6.1%	8.7%	8.0%	9.0%
% of FP17s Relating to Free Repair or Replacements	0	526	0.0%	0.7%	0.8%	0.8%
% of FP17s Relating to Continuations	0	526	0.0%	0.8%	0.9%	0.9%
% of Patients satisfied with the dentistry they have received	0	0	N/A	94.2%	93.5%	93.3%
% of Patients satisfied with the time they had to wait for an appointment	0	0	N/A	87.2%	89.1%	88.9%

\* This is based on patients treated on this contract for their most recent course of treatment. Figures in italics indicate the base number of FP17s or Patient Questionnaire responses are less than 100. N/A is shown where the base number of responses is less than 10 during the period. % is calculated as Quantity/Base number\*100

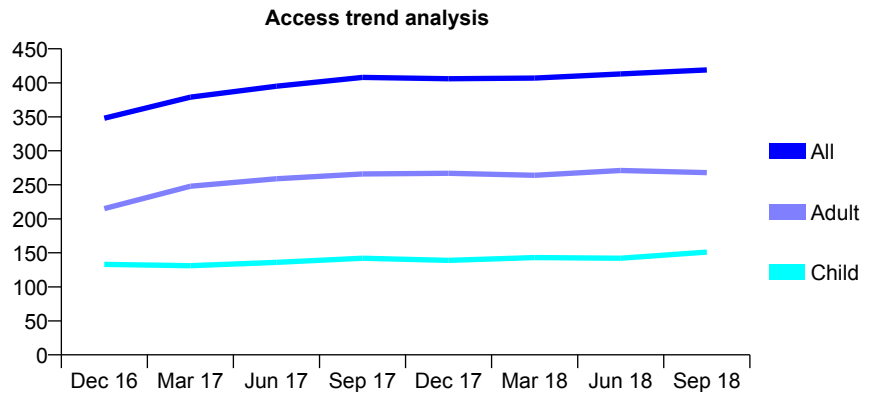
## Q58 - Vital Signs At a Glance Contract Report for 854336/0001 - September 2018

Name or company name	MRS N WATERFALL
Contract type name	GDS Contract
Purpose of contract	General
Contract start date	01/06/2012
Contract end date	

18/19 Contracted general activity (UDA)	936
Carry forward general activity (UDA)	0
18/19 Contracted orthodontic activity (UOA)	0
Carry forward orthodontic activity (UOA)	0
Baseline contract value	£25,199.61

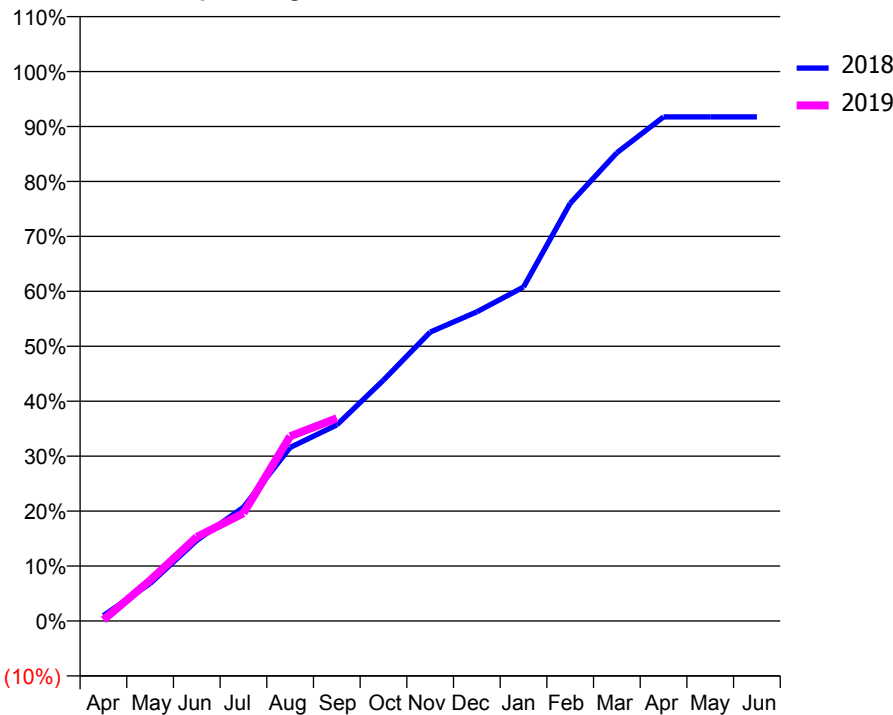
### ACCESS\*

Patients seen in 24 months	Total	Change since previous quarter
Quarter ending September 2017	408	
Quarter ending December 2017	406	→
Quarter ending March 2018	407	→
Quarter ending June 2018	413	→
Quarter ending September 2018	419	→
<b>Variance since September 2017</b>	<b>2.7%</b>	<b>↑</b>



### ACTIVITY

Cumulative percentage of contracted UDA delivered 2018 & 2019



Month	Adjusted Scheduled Activity (UDA)	
	2018	2019
April	9	2
May	64	69
June	137	143
July	194	184
August	296	315
September	334	345
October	410	
November	492	
December	527	
January	569	
February	712	
March	798	
April	859	
May	859	
June	859	

### QUALITY

	Quantity	Base Number	Contract	AT	Region	England
% of FP17s for the same patient ID Re-attending within 3 months - Children	6	120	5.0%	10.7%	11.4%	11.6%
% of FP17s for the same patient ID Re-attending within 3 months - Adults	21	158	13.3%	14.5%	15.0%	15.5%
% of FP17s for the same patient ID Re-attending between 3 & 9 months - Children	84	120	70.0%	58.0%	59.9%	58.8%
% of FP17s for the same patient ID Re-attending between 3 & 9 months - Adults	85	158	53.8%	48.8%	52.0%	51.1%
% of FP17s for Band 1 Urgent Courses	18	253	7.1%	8.7%	8.0%	9.0%
% of FP17s Relating to Free Repair or Replacements	2	253	0.8%	0.7%	0.8%	0.8%
% of FP17s Relating to Continuations	1	253	0.4%	0.8%	0.9%	0.9%
% of Patients satisfied with the dentistry they have received	0	0	N/A	94.2%	93.5%	93.3%
% of Patients satisfied with the time they had to wait for an appointment	0	0	N/A	87.2%	89.1%	88.9%

\* This is based on patients treated on this contract for their most recent course of treatment. Figures in italics indicate the base number of FP17s or Patient Questionnaire responses are less than 100. N/A is shown where the base number of responses is less than 10 during the period. % is calculated as Quantity/Base number\*100



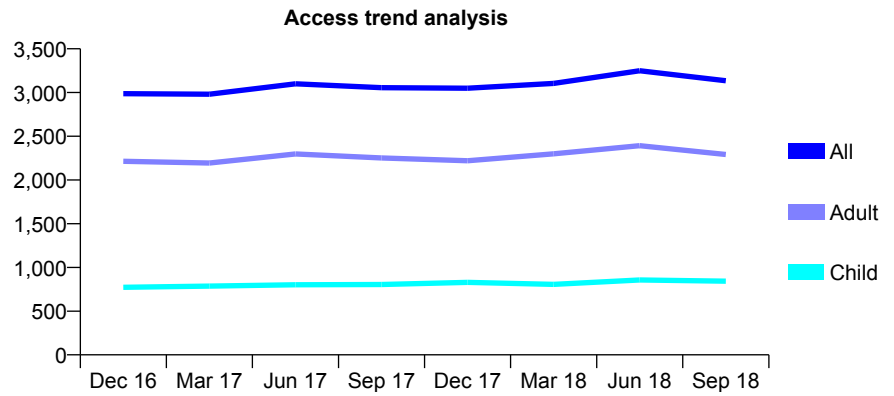
## Q58 - Vital Signs At a Glance Contract Report for 856177/0001 - September 2018

Name or company name	MR PK BANERJEE
Contract type name	GDS Contract
Purpose of contract	General
Contract start date	01/06/2012
Contract end date	

18/19 Contracted general activity (UDA)	8,446
Carry forward general activity (UDA)	0
18/19 Contracted orthodontic activity (UOA)	0
Carry forward orthodontic activity (UOA)	0
Baseline contract value	£179,115.45

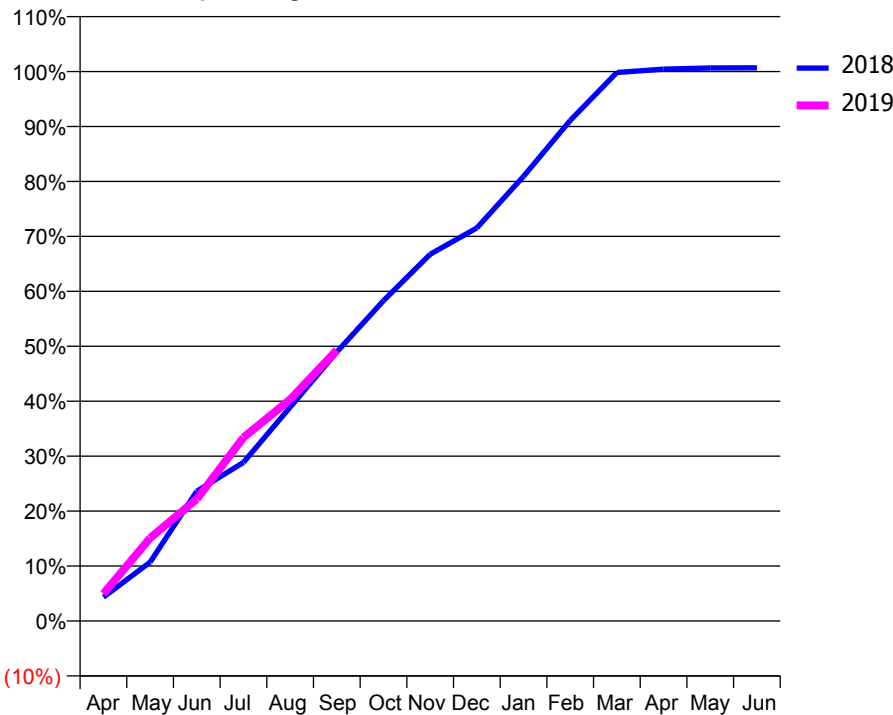
### ACCESS\*

Patients seen in 24 months	Total	Change since previous quarter
Quarter ending September 2017	3,056	
Quarter ending December 2017	3,049	→
Quarter ending March 2018	3,105	→
Quarter ending June 2018	3,249	↑
Quarter ending September 2018	3,135	↓
<b>Variance since September 2017</b>	<b>2.6%</b>	<b>↑</b>



### ACTIVITY

Cumulative percentage of contracted UDA delivered 2018 & 2019



Month	Adjusted Scheduled Activity (UDA)	
	2018	2019
April	366	419
May	904	1,276
June	1,995	1,875
July	2,437	2,821
August	3,286	3,405
September	4,136	4,164
October	4,924	
November	5,638	
December	6,040	
January	6,834	
February	7,693	
March	8,430	
April	8,483	
May	8,500	
June	8,503	

### QUALITY

	Quantity	Base Number	Contract	AT	Region	England
% of FP17s for the same patient ID Re-attending within 3 months - Children	34	594	5.7%	10.7%	11.4%	11.6%
% of FP17s for the same patient ID Re-attending within 3 months - Adults	188	1,433	13.1%	14.5%	15.0%	15.5%
% of FP17s for the same patient ID Re-attending between 3 & 9 months - Children	159	594	26.8%	58.0%	59.9%	58.8%
% of FP17s for the same patient ID Re-attending between 3 & 9 months - Adults	326	1,433	22.7%	48.8%	52.0%	51.1%
% of FP17s for Band 1 Urgent Courses	154	1,978	7.8%	8.7%	8.0%	9.0%
% of FP17s Relating to Free Repair or Replacements	26	1,978	1.3%	0.7%	0.8%	0.8%
% of FP17s Relating to Continuations	21	1,978	1.1%	0.8%	0.9%	0.9%
% of Patients satisfied with the dentistry they have received	1	2	N/A	94.2%	93.5%	93.3%
% of Patients satisfied with the time they had to wait for an appointment	1	2	N/A	87.2%	89.1%	88.9%

\* This is based on patients treated on this contract for their most recent course of treatment. Figures in italics indicate the base number of FP17s or Patient Questionnaire responses are less than 100. N/A is shown where the base number of responses is less than 10 during the period. % is calculated as Quantity/Base number\*100

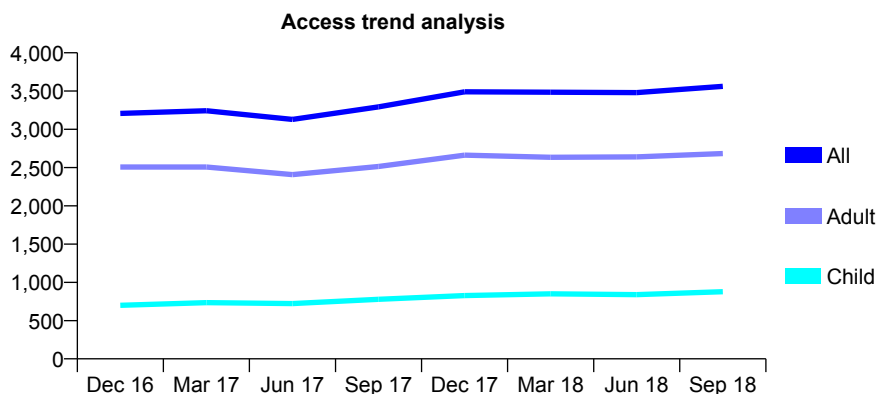
## Q58 - Vital Signs At a Glance Contract Report for 856177/0002 - September 2018

Name or company name	MR PK BANERJEE
Contract type name	GDS Contract
Purpose of contract	General
Contract start date	01/06/2012
Contract end date	

18/19 Contracted general activity (UDA)	10,003
Carry forward general activity (UDA)	0
18/19 Contracted orthodontic activity (UOA)	0
Carry forward orthodontic activity (UOA)	0
Baseline contract value	£219,957.06

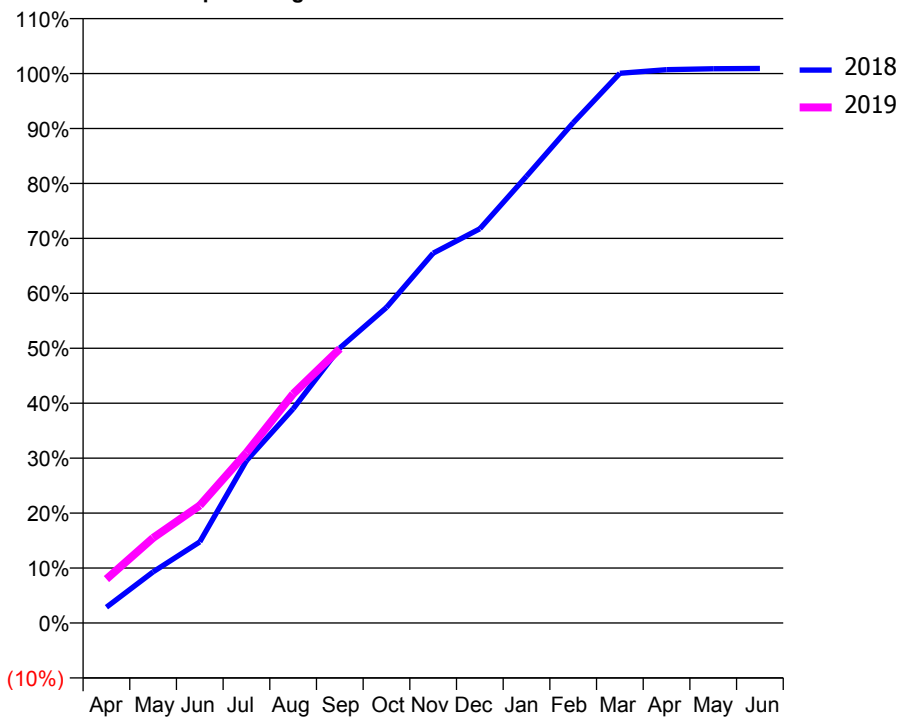
### ACCESS\*

Patients seen in 24 months	Total	Change since previous quarter
Quarter ending September 2017	3,293	
Quarter ending December 2017	3,490	↑
Quarter ending March 2018	3,485	→
Quarter ending June 2018	3,479	→
Quarter ending September 2018	3,561	↑
<b>Variance since September 2017</b>	<b>8.1%</b>	<b>↑</b>



### ACTIVITY

Cumulative percentage of contracted UDA delivered 2018 & 2019



Adjusted Scheduled Activity (UDA)

Month	2018	2019
April	287	800
May	932	1,549
June	1,477	2,139
July	2,955	3,102
August	3,900	4,171
September	5,006	4,993
October	5,744	
November	6,732	
December	7,177	
January	8,133	
February	9,107	
March	10,007	
April	10,073	
May	10,089	
June	10,094	

### QUALITY

	Quantity	Base Number	Contract	AT	Region	England
% of FP17s for the same patient ID Re-attending within 3 months - Children	50	636	7.9%	10.7%	11.4%	11.6%
% of FP17s for the same patient ID Re-attending within 3 months - Adults	189	1,594	11.9%	14.5%	15.0%	15.5%
% of FP17s for the same patient ID Re-attending between 3 & 9 months - Children	197	636	31.0%	58.0%	59.9%	58.8%
% of FP17s for the same patient ID Re-attending between 3 & 9 months - Adults	412	1,594	25.8%	48.8%	52.0%	51.1%
% of FP17s for Band 1 Urgent Courses	195	2,195	8.9%	8.7%	8.0%	9.0%
% of FP17s Relating to Free Repair or Replacements	12	2,195	0.5%	0.7%	0.8%	0.8%
% of FP17s Relating to Continuations	23	2,195	1.0%	0.8%	0.9%	0.9%
% of Patients satisfied with the dentistry they have received	2	2	N/A	94.2%	93.5%	93.3%
% of Patients satisfied with the time they had to wait for an appointment	2	2	N/A	87.2%	89.1%	88.9%

\* This is based on patients treated on this contract for their most recent course of treatment. Figures in italics indicate the base number of FP17s or Patient Questionnaire responses are less than 100. N/A is shown where the base number of responses is less than 10 during the period. % is calculated as Quantity/Base number\*100

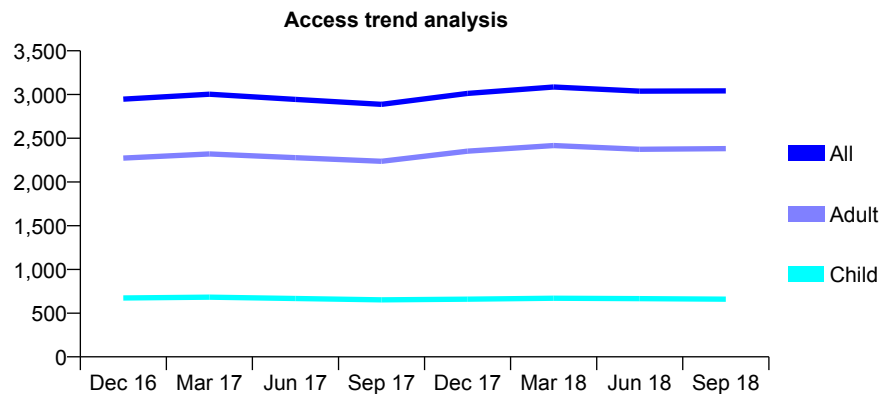
## Q58 - Vital Signs At a Glance Contract Report for 857661/0001 - September 2018

Name or company name	MR L GRANHED
Contract type name	GDS Contract
Purpose of contract	General
Contract start date	01/04/2006
Contract end date	

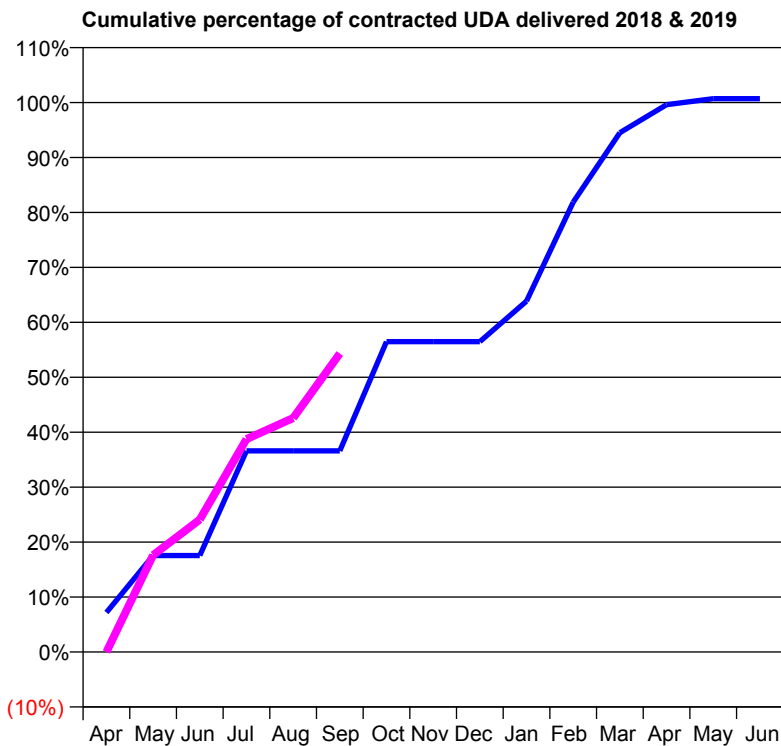
18/19 Contracted general activity (UDA)	6,164
Carry forward general activity (UDA)	0
18/19 Contracted orthodontic activity (UOA)	0
Carry forward orthodontic activity (UOA)	0
Baseline contract value	£156,545.28

### ACCESS\*

Patients seen in 24 months	Total	Change since previous quarter
Quarter ending September 2017	2,888	
Quarter ending December 2017	3,012	↑
Quarter ending March 2018	3,086	↑
Quarter ending June 2018	3,039	↓
Quarter ending September 2018	3,041	→
<b>Variance since September 2017</b>	<b>5.3%</b>	<b>↑</b>



### ACTIVITY



Month	Adjusted Scheduled Activity (UDA)	
	2018	2019
April	444	0
May	1,082	1,086
June	1,082	1,485
July	2,257	2,388
August	2,257	2,624
September	2,257	3,349
October	3,482	
November	3,482	
December	3,482	
January	3,936	
February	5,047	
March	5,825	
April	6,139	
May	6,208	
June	6,208	

### QUALITY

	Quantity	Base Number	Contract	AT	Region	England
% of FP17s for the same patient ID Re-attending within 3 months - Children	31	500	6.2%	10.7%	11.4%	11.6%
% of FP17s for the same patient ID Re-attending within 3 months - Adults	159	1,696	9.4%	14.5%	15.0%	15.5%
% of FP17s for the same patient ID Re-attending between 3 & 9 months - Children	345	500	69.0%	58.0%	59.9%	58.8%
% of FP17s for the same patient ID Re-attending between 3 & 9 months - Adults	1,001	1,696	59.0%	48.8%	52.0%	51.1%
% of FP17s for Band 1 Urgent Courses	130	1,965	6.6%	8.7%	8.0%	9.0%
% of FP17s Relating to Free Repair or Replacements	7	1,965	0.4%	0.7%	0.8%	0.8%
% of FP17s Relating to Continuations	2	1,965	0.1%	0.8%	0.9%	0.9%
% of Patients satisfied with the dentistry they have received	0	0	N/A	94.2%	93.5%	93.3%
% of Patients satisfied with the time they had to wait for an appointment	0	0	N/A	87.2%	89.1%	88.9%

\* This is based on patients treated on this contract for their most recent course of treatment. Figures in italics indicate the base number of FP17s or Patient Questionnaire responses are less than 100. N/A is shown where the base number of responses is less than 10 during the period. % is calculated as Quantity/Base number\*100

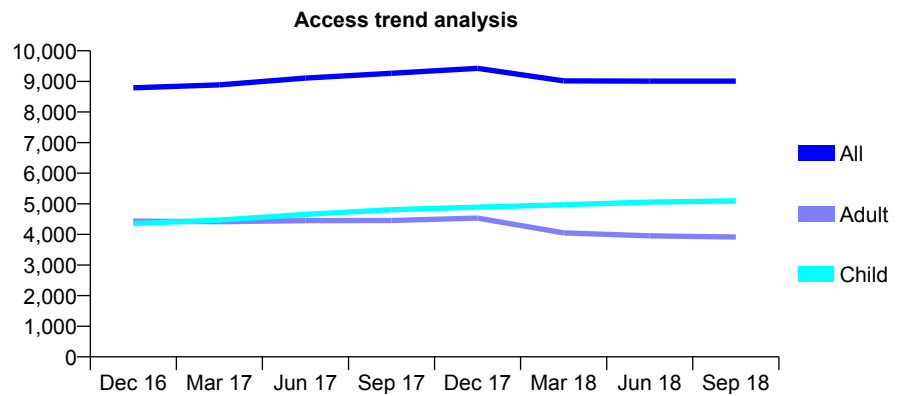
## Q58 - Vital Signs At a Glance Contract Report for 859559/0001 - September 2018

Name or company name	MR S NASEEM
Contract type name	GDS Contract
Purpose of contract	General
Contract start date	01/04/2006
Contract end date	

18/19 Contracted general activity (UDA)	18,579
Carry forward general activity (UDA)	-95
18/19 Contracted orthodontic activity (UOA)	0
Carry forward orthodontic activity (UOA)	0
Baseline contract value	£506,663.63

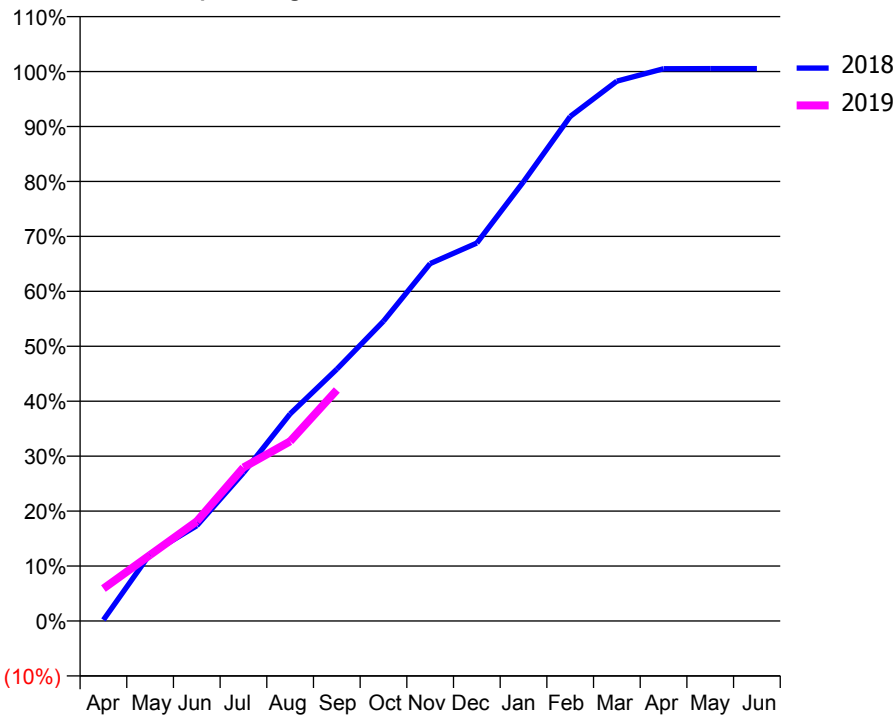
### ACCESS\*

Patients seen in 24 months	Total	Change since previous quarter
Quarter ending September 2017	9,265	
Quarter ending December 2017	9,426	→
Quarter ending March 2018	9,017	↓
Quarter ending June 2018	9,008	→
Quarter ending September 2018	9,010	→
<b>Variance since September 2017</b>	<b>(2.8%)</b>	<b>↓</b>



### ACTIVITY

Cumulative percentage of contracted UDA delivered 2018 & 2019



Month	Adjusted Scheduled Activity (UDA)	
	2018	2019
April	37	1,099
May	2,270	2,233
June	3,220	3,371
July	5,010	5,194
August	7,005	6,073
September	8,514	7,810
October	10,137	
November	12,084	
December	12,781	
January	14,851	
February	17,058	
March	18,255	
April	18,671	
May	18,675	
June	18,675	

### QUALITY

	Quantity	Base Number	Contract	AT	Region	England
% of FP17s for the same patient ID Re-attending within 3 months - Children	189	3,624	5.2%	10.7%	11.4%	11.6%
% of FP17s for the same patient ID Re-attending within 3 months - Adults	171	1,474	11.6%	14.5%	15.0%	15.5%
% of FP17s for the same patient ID Re-attending between 3 & 9 months - Children	2,187	3,624	60.3%	58.0%	59.9%	58.8%
% of FP17s for the same patient ID Re-attending between 3 & 9 months - Adults	663	1,474	45.0%	48.8%	52.0%	51.1%
% of FP17s for Band 1 Urgent Courses	291	4,776	6.1%	8.7%	8.0%	9.0%
% of FP17s Relating to Free Repair or Replacements	1	4,776	0.0%	0.7%	0.8%	0.8%
% of FP17s Relating to Continuations	0	4,776	0.0%	0.8%	0.9%	0.9%
% of Patients satisfied with the dentistry they have received	0	0	N/A	94.2%	93.5%	93.3%
% of Patients satisfied with the time they had to wait for an appointment	0	0	N/A	87.2%	89.1%	88.9%

\* This is based on patients treated on this contract for their most recent course of treatment. Figures in italics indicate the base number of FP17s or Patient Questionnaire responses are less than 100. N/A is shown where the base number of responses is less than 10 during the period. % is calculated as Quantity/Base number\*100

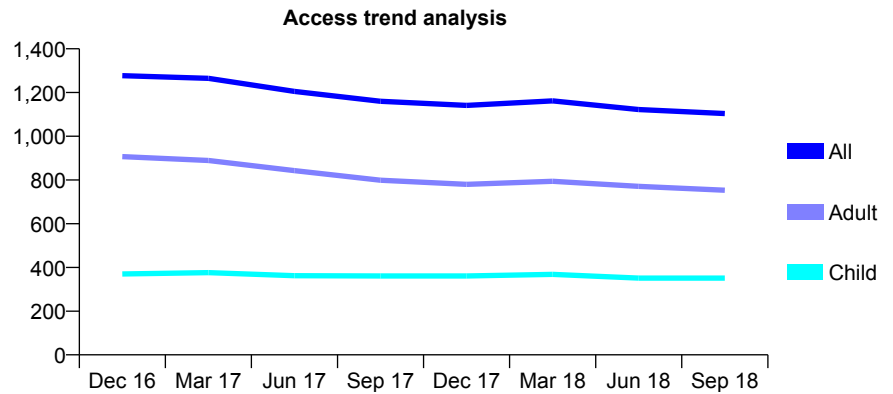
## Q58 - Vital Signs At a Glance Contract Report for 860328/0001 - September 2018

Name or company name	MR A VORA
Contract type name	GDS Contract
Purpose of contract	General
Contract start date	08/09/2011
Contract end date	

18/19 Contracted general activity (UDA)	3,330
Carry forward general activity (UDA)	0
18/19 Contracted orthodontic activity (UOA)	0
Carry forward orthodontic activity (UOA)	0
Baseline contract value	£96,196.51

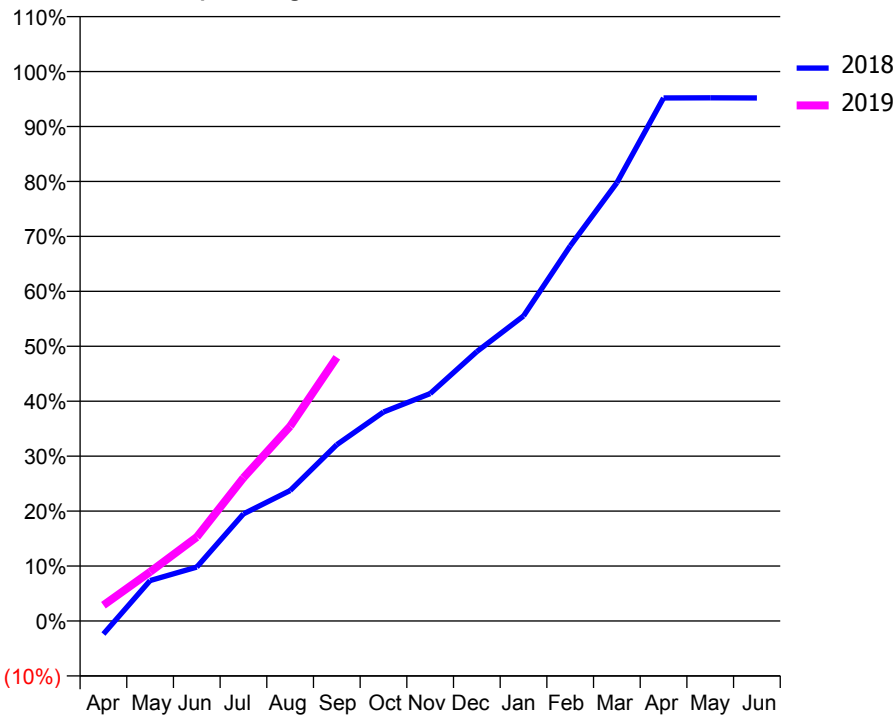
### ACCESS\*

Patients seen in 24 months	Total	Change since previous quarter
Quarter ending September 2017	1,160	
Quarter ending December 2017	1,141	↓
Quarter ending March 2018	1,162	→
Quarter ending June 2018	1,122	↓
Quarter ending September 2018	1,104	↓
<b>Variance since September 2017</b>	<b>(4.8%)</b>	<b>↓</b>



### ACTIVITY

Cumulative percentage of contracted UDA delivered 2018 & 2019



Month	Adjusted Scheduled Activity (UDA)	
	2018	2019
April	-80	96
May	245	298
June	327	509
July	650	869
August	791	1,180
September	1,069	1,598
October	1,267	
November	1,378	
December	1,633	
January	1,849	
February	2,272	
March	2,656	
April	3,169	
May	3,170	
June	3,169	

### QUALITY

	Quantity	Base Number	Contract	AT	Region	England
% of FP17s for the same patient ID Re-attending within 3 months - Children	13	195	6.7%	10.7%	11.4%	11.6%
% of FP17s for the same patient ID Re-attending within 3 months - Adults	63	417	15.1%	14.5%	15.0%	15.5%
% of FP17s for the same patient ID Re-attending between 3 & 9 months - Children	84	195	43.1%	58.0%	59.9%	58.8%
% of FP17s for the same patient ID Re-attending between 3 & 9 months - Adults	136	417	32.6%	48.8%	52.0%	51.1%
% of FP17s for Band 1 Urgent Courses	50	529	9.5%	8.7%	8.0%	9.0%
% of FP17s Relating to Free Repair or Replacements	5	529	0.9%	0.7%	0.8%	0.8%
% of FP17s Relating to Continuations	6	529	1.1%	0.8%	0.9%	0.9%
% of Patients satisfied with the dentistry they have received	0	0	N/A	94.2%	93.5%	93.3%
% of Patients satisfied with the time they had to wait for an appointment	0	0	N/A	87.2%	89.1%	88.9%

\* This is based on patients treated on this contract for their most recent course of treatment. Figures in italics indicate the base number of FP17s or Patient Questionnaire responses are less than 100. N/A is shown where the base number of responses is less than 10 during the period. % is calculated as Quantity/Base number\*100

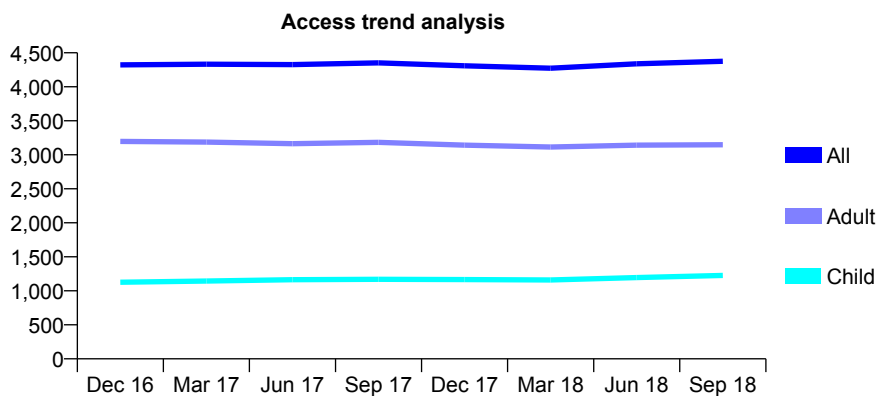
## Q58 - Vital Signs At a Glance Contract Report for 897833/0001 - September 2018

Name or company name	MISS MS CHOHAN
Contract type name	GDS Contract
Purpose of contract	General
Contract start date	06/02/2013
Contract end date	

18/19 Contracted general activity (UDA)	9,904
Carry forward general activity (UDA)	0
18/19 Contracted orthodontic activity (UOA)	0
Carry forward orthodontic activity (UOA)	0
Baseline contract value	£271,914.34

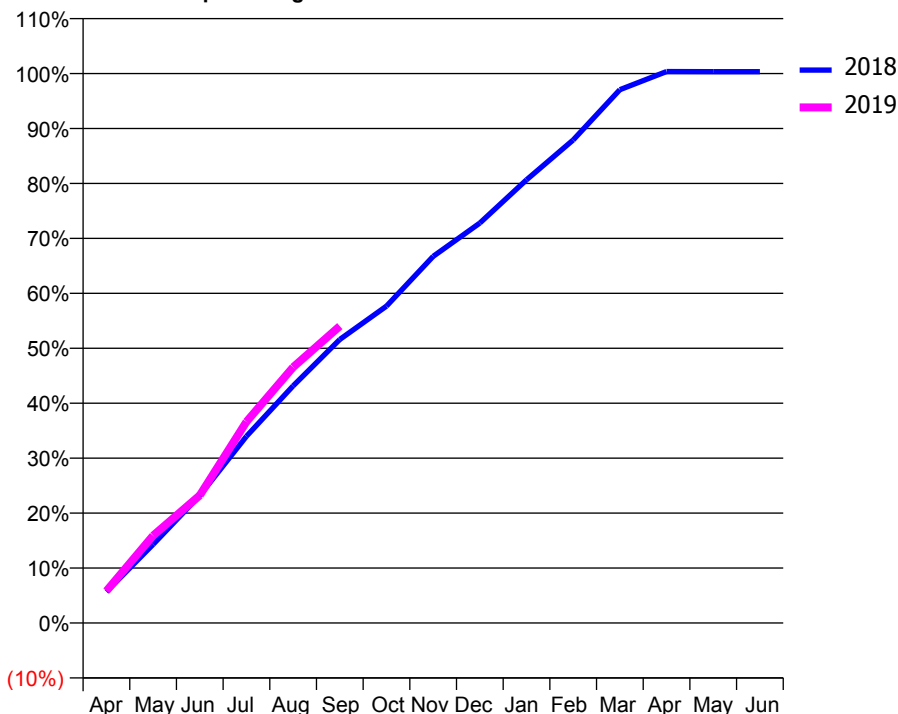
### ACCESS\*

Patients seen in 24 months	Total	Change since previous quarter
Quarter ending September 2017	4,352	
Quarter ending December 2017	4,309	→
Quarter ending March 2018	4,274	→
Quarter ending June 2018	4,338	→
Quarter ending September 2018	4,376	→
<b>Variance since September 2017</b>	<b>0.6%</b>	<b>→</b>



### ACTIVITY

Cumulative percentage of contracted UDA delivered 2018 & 2019



Month	Adjusted Scheduled Activity (UDA)	
	2018	2019
April	563	579
May	1,416	1,574
June	2,298	2,301
July	3,366	3,627
August	4,274	4,610
September	5,110	5,351
October	5,713	
November	6,608	
December	7,210	
January	7,987	
February	8,706	
March	9,613	
April	9,939	
May	9,936	
June	9,937	

### QUALITY

	Quantity	Base Number	Contract	AT	Region	England
% of FP17s for the same patient ID Re-attending within 3 months - Children	67	1,080	6.2%	10.7%	11.4%	11.6%
% of FP17s for the same patient ID Re-attending within 3 months - Adults	218	2,251	9.7%	14.5%	15.0%	15.5%
% of FP17s for the same patient ID Re-attending between 3 & 9 months - Children	691	1,080	64.0%	58.0%	59.9%	58.8%
% of FP17s for the same patient ID Re-attending between 3 & 9 months - Adults	1,154	2,251	51.3%	48.8%	52.0%	51.1%
% of FP17s for Band 1 Urgent Courses	229	3,158	7.3%	8.7%	8.0%	9.0%
% of FP17s Relating to Free Repair or Replacements	28	3,158	0.9%	0.7%	0.8%	0.8%
% of FP17s Relating to Continuations	0	3,158	0.0%	0.8%	0.9%	0.9%
% of Patients satisfied with the dentistry they have received	1	1	N/A	94.2%	93.5%	93.3%
% of Patients satisfied with the time they had to wait for an appointment	1	1	N/A	87.2%	89.1%	88.9%

\* This is based on patients treated on this contract for their most recent course of treatment. Figures in italics indicate the base number of FP17s or Patient Questionnaire responses are less than 100. N/A is shown where the base number of responses is less than 10 during the period. % is calculated as Quantity/Base number\*100

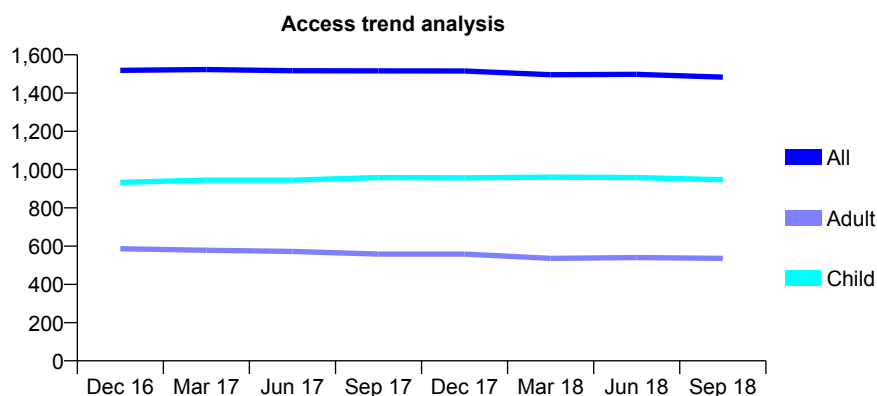
## Q58 - Vital Signs At a Glance Contract Report for 901563/0002 - September 2018

Name or company name	MR ES BYRNE
Contract type name	GDS Contract
Purpose of contract	General
Contract start date	10/03/2013
Contract end date	

18/19 Contracted general activity (UDA)	3,327
Carry forward general activity (UDA)	0
18/19 Contracted orthodontic activity (UOA)	0
Carry forward orthodontic activity (UOA)	0
Baseline contract value	£80,523.76

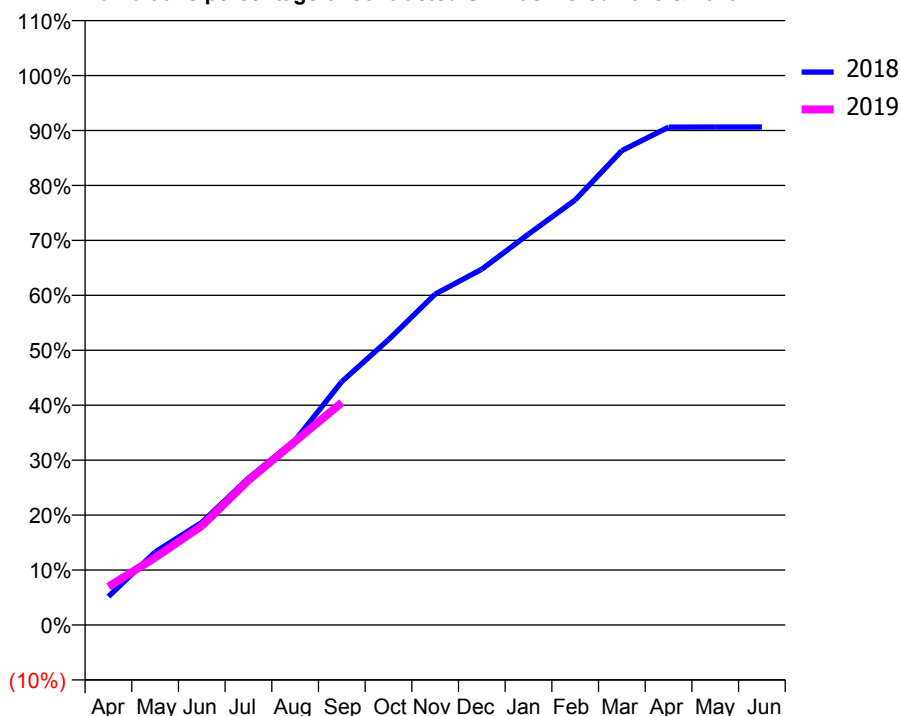
### ACCESS\*

Patients seen in 24 months	Total	Change since previous quarter
Quarter ending September 2017	1,516	
Quarter ending December 2017	1,515	→
Quarter ending March 2018	1,496	↓
Quarter ending June 2018	1,498	→
Quarter ending September 2018	1,483	↓
<b>Variance since September 2017</b>	<b>(2.2%)</b>	<b>↓</b>



### ACTIVITY

Cumulative percentage of contracted UDA delivered 2018 & 2019



Adjusted Scheduled Activity (UDA)

Month	2018	2019
April	172	232
May	442	408
June	621	600
July	890	877
August	1,118	1,112
September	1,474	1,347
October	1,727	
November	2,004	
December	2,155	
January	2,367	
February	2,573	
March	2,872	
April	3,014	
May	3,015	
June	3,015	

### QUALITY

	Quantity	Base Number	Contract	AT	Region	England
% of FP17s for the same patient ID Re-attending within 3 months - Children	49	786	6.2%	10.7%	11.4%	11.6%
% of FP17s for the same patient ID Re-attending within 3 months - Adults	25	238	10.5%	14.5%	15.0%	15.5%
% of FP17s for the same patient ID Re-attending between 3 & 9 months - Children	541	786	68.8%	58.0%	59.9%	58.8%
% of FP17s for the same patient ID Re-attending between 3 & 9 months - Adults	100	238	42.0%	48.8%	52.0%	51.1%
% of FP17s for Band 1 Urgent Courses	42	937	4.5%	8.7%	8.0%	9.0%
% of FP17s Relating to Free Repair or Replacements	0	937	0.0%	0.7%	0.8%	0.8%
% of FP17s Relating to Continuations	11	937	1.2%	0.8%	0.9%	0.9%
% of Patients satisfied with the dentistry they have received	0	0	N/A	94.2%	93.5%	93.3%
% of Patients satisfied with the time they had to wait for an appointment	0	0	N/A	87.2%	89.1%	88.9%

\* This is based on patients treated on this contract for their most recent course of treatment. Figures in italics indicate the base number of FP17s or Patient Questionnaire responses are less than 100. N/A is shown where the base number of responses is less than 10 during the period. % is calculated as Quantity/Base number\*100

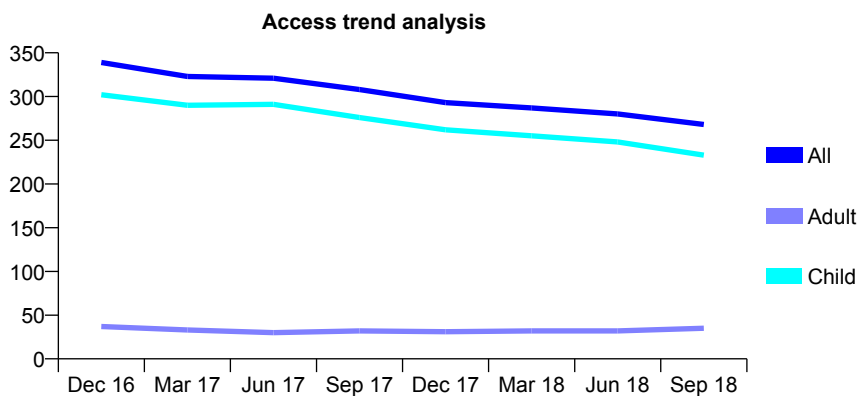
## Q58 - Vital Signs At a Glance Contract Report for 908312/0001 - September 2018

Name or company name	MR CW LEWIS
Contract type name	GDS Contract
Purpose of contract	General and Orthodontic
Contract start date	01/04/2006
Contract end date	

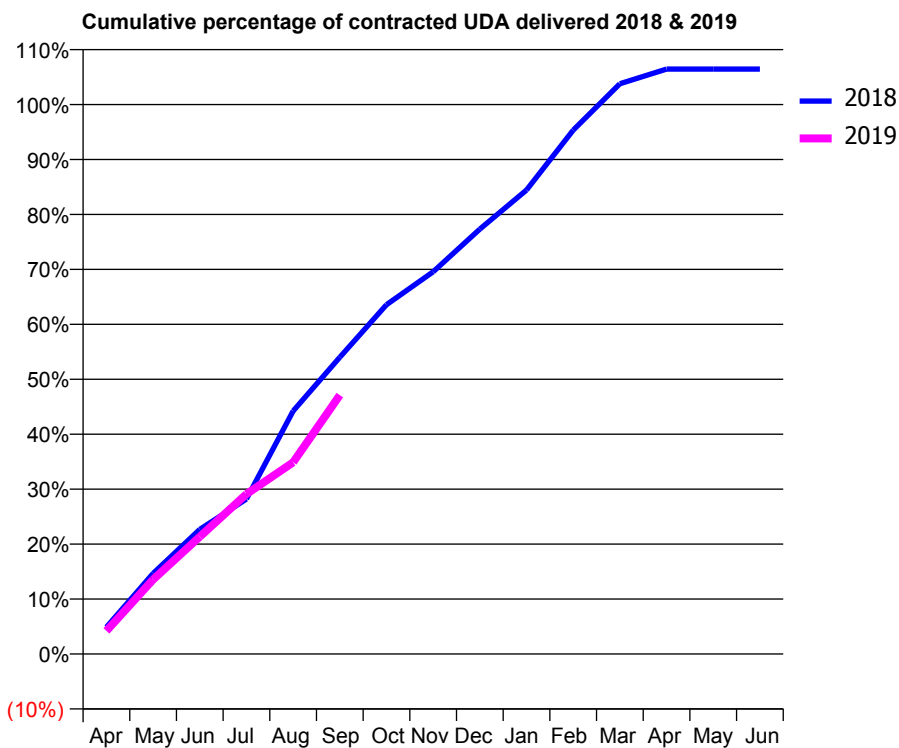
18/19 Contracted general activity (UDA)	450
Carry forward general activity (UDA)	0
18/19 Contracted orthodontic activity (UOA)	871
Carry forward orthodontic activity (UOA)	0
Baseline contract value	£72,721.82

### ACCESS\*

Patients seen in 24 months	Total	Change since previous quarter
Quarter ending September 2017	308	
Quarter ending December 2017	293	↓
Quarter ending March 2018	287	↓
Quarter ending June 2018	280	↓
Quarter ending September 2018	268	↓
<b>Variance since September 2017</b>	<b>(13.0%)</b>	<b>↓</b>



### ACTIVITY



Adjusted Scheduled Activity (UDA)		
Month	2018	2019
April	22	19
May	66	61
June	102	96
July	127	131
August	199	157
September	243	212
October	286	
November	313	
December	348	
January	380	
February	429	
March	467	
April	479	
May	479	
June	479	

### QUALITY

	Quantity	Base Number	Contract	AT	Region	England
% of FP17s for the same patient ID Re-attending within 3 months - Children	12	228	5.3%	10.7%	11.4%	11.6%
% of FP17s for the same patient ID Re-attending within 3 months - Adults	1	7	14.3%	14.5%	15.0%	15.5%
% of FP17s for the same patient ID Re-attending between 3 & 9 months - Children	154	228	67.5%	58.0%	59.9%	58.8%
% of FP17s for the same patient ID Re-attending between 3 & 9 months - Adults	3	7	42.9%	48.8%	52.0%	51.1%
% of FP17s for Band 1 Urgent Courses	0	186	0.0%	8.7%	8.0%	9.0%
% of FP17s Relating to Free Repair or Replacements	0	186	0.0%	0.7%	0.8%	0.8%
% of FP17s Relating to Continuations	3	186	1.6%	0.8%	0.9%	0.9%
% of Patients satisfied with the dentistry they have received	0	0	N/A	94.2%	93.5%	93.3%
% of Patients satisfied with the time they had to wait for an appointment	0	0	N/A	87.2%	89.1%	88.9%

\* This is based on patients treated on this contract for their most recent course of treatment. Figures in italics indicate the base number of FP17s or Patient Questionnaire responses are less than 100. N/A is shown where the base number of responses is less than 10 during the period. % is calculated as Quantity/Base number\*100



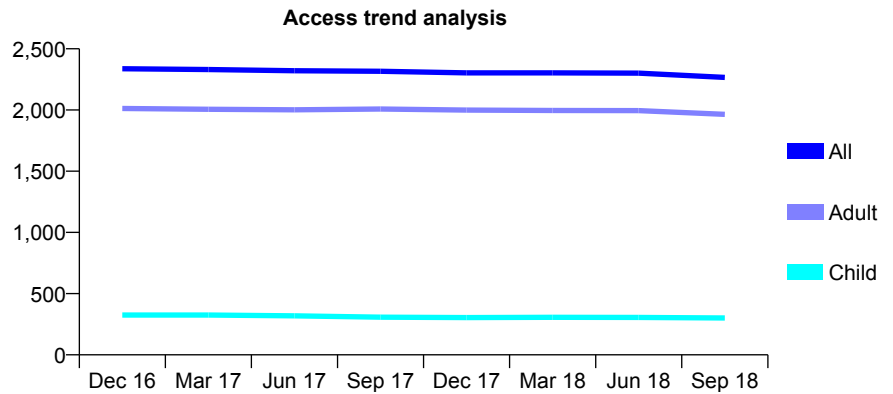
## Q58 - Vital Signs At a Glance Contract Report for 908681/0001 - September 2018

Name or company name	MR AM MCGREGOR
Contract type name	GDS Contract
Purpose of contract	General
Contract start date	01/04/2006
Contract end date	

18/19 Contracted general activity (UDA)	6,292
Carry forward general activity (UDA)	0
18/19 Contracted orthodontic activity (UOA)	0
Carry forward orthodontic activity (UOA)	0
Baseline contract value	£145,929.59

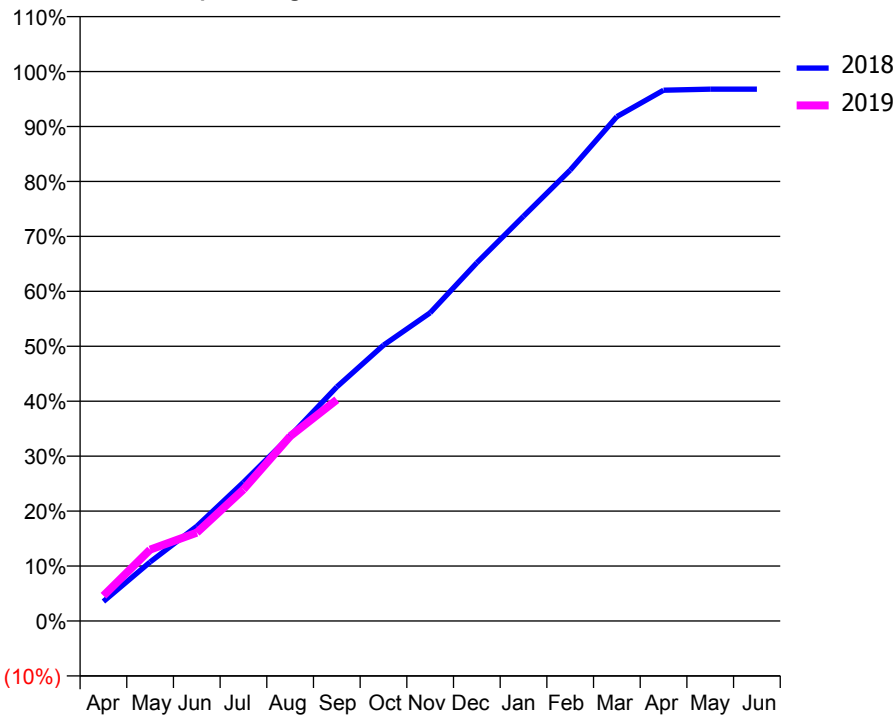
### ACCESS\*

Patients seen in 24 months	Total	Change since previous quarter
Quarter ending September 2017	2,316	
Quarter ending December 2017	2,303	→
Quarter ending March 2018	2,303	→
Quarter ending June 2018	2,301	→
Quarter ending September 2018	2,266	↓
<b>Variance since September 2017</b>	<b>(2.2%)</b>	<b>↓</b>



### ACTIVITY

Cumulative percentage of contracted UDA delivered 2018 & 2019



Month	Adjusted Scheduled Activity (UDA)	
	2018	2019
April	224	290
May	675	818
June	1,085	1,011
July	1,589	1,506
August	2,118	2,116
September	2,681	2,533
October	3,159	
November	3,529	
December	4,103	
January	4,635	
February	5,163	
March	5,775	
April	6,078	
May	6,090	
June	6,090	

### QUALITY

	Quantity	Base Number	Contract	AT	Region	England
% of FP17s for the same patient ID Re-attending within 3 months - Children	15	249	6.0%	10.7%	11.4%	11.6%
% of FP17s for the same patient ID Re-attending within 3 months - Adults	249	1,648	15.1%	14.5%	15.0%	15.5%
% of FP17s for the same patient ID Re-attending between 3 & 9 months - Children	164	249	65.9%	58.0%	59.9%	58.8%
% of FP17s for the same patient ID Re-attending between 3 & 9 months - Adults	1,119	1,648	67.9%	48.8%	52.0%	51.1%
% of FP17s for Band 1 Urgent Courses	139	1,735	8.0%	8.7%	8.0%	9.0%
% of FP17s Relating to Free Repair or Replacements	11	1,735	0.6%	0.7%	0.8%	0.8%
% of FP17s Relating to Continuations	11	1,735	0.6%	0.8%	0.9%	0.9%
% of Patients satisfied with the dentistry they have received	2	2	N/A	94.2%	93.5%	93.3%
% of Patients satisfied with the time they had to wait for an appointment	2	2	N/A	87.2%	89.1%	88.9%

\* This is based on patients treated on this contract for their most recent course of treatment. Figures in italics indicate the base number of FP17s or Patient Questionnaire responses are less than 100. N/A is shown where the base number of responses is less than 10 during the period. % is calculated as Quantity/Base number\*100

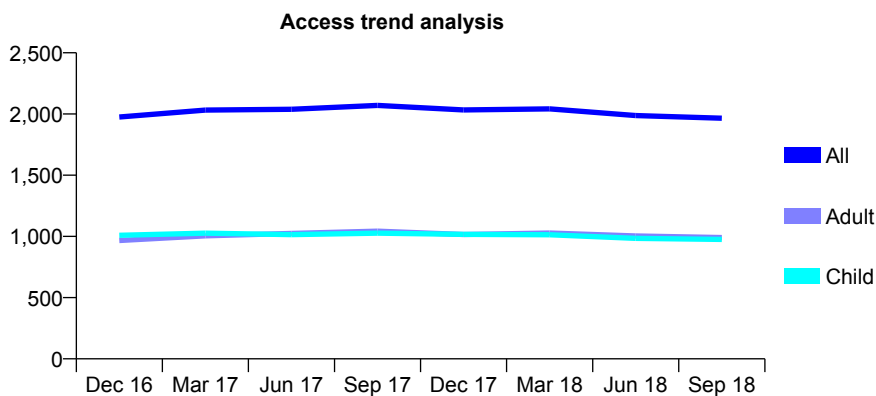
## Q58 - Vital Signs At a Glance Contract Report for 908916/0001 - September 2018

Name or company name	Redbourn Dental Care
Contract type name	GDS Contract
Purpose of contract	General
Contract start date	01/04/2006
Contract end date	

18/19 Contracted general activity (UDA)	4,829
Carry forward general activity (UDA)	0
18/19 Contracted orthodontic activity (UOA)	0
Carry forward orthodontic activity (UOA)	0
Baseline contract value	£119,625.66

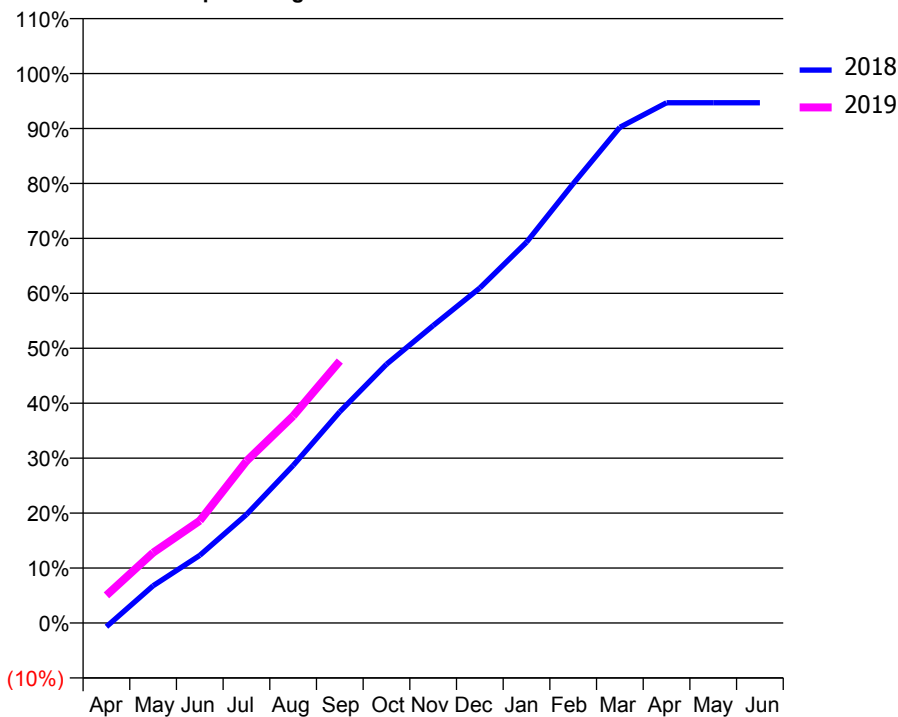
### ACCESS\*

Patients seen in 24 months	Total	Change since previous quarter
Quarter ending September 2017	2,070	
Quarter ending December 2017	2,033	↓
Quarter ending March 2018	2,042	→
Quarter ending June 2018	1,988	↓
Quarter ending September 2018	1,966	↓
<b>Variance since September 2017</b>	<b>(5.0%)</b>	<b>↓</b>



### ACTIVITY

Cumulative percentage of contracted UDA delivered 2018 & 2019



Adjusted Scheduled Activity (UDA)		
Month	2018	2019
April	-34	243
May	327	618
June	595	899
July	953	1,423
August	1,385	1,819
September	1,857	2,302
October	2,274	
November	2,614	
December	2,945	
January	3,347	
February	3,860	
March	4,356	
April	4,572	
May	4,572	
June	4,572	

### QUALITY

	Quantity	Base Number	Contract	AT	Region	England
% of FP17s for the same patient ID Re-attending within 3 months - Children	47	658	7.1%	10.7%	11.4%	11.6%
% of FP17s for the same patient ID Re-attending within 3 months - Adults	66	614	10.7%	14.5%	15.0%	15.5%
% of FP17s for the same patient ID Re-attending between 3 & 9 months - Children	386	658	58.7%	58.0%	59.9%	58.8%
% of FP17s for the same patient ID Re-attending between 3 & 9 months - Adults	343	614	55.9%	48.8%	52.0%	51.1%
% of FP17s for Band 1 Urgent Courses	60	1,181	5.1%	8.7%	8.0%	9.0%
% of FP17s Relating to Free Repair or Replacements	5	1,181	0.4%	0.7%	0.8%	0.8%
% of FP17s Relating to Continuations	8	1,181	0.7%	0.8%	0.9%	0.9%
% of Patients satisfied with the dentistry they have received	0	0	N/A	94.2%	93.5%	93.3%
% of Patients satisfied with the time they had to wait for an appointment	0	0	N/A	87.2%	89.1%	88.9%

\* This is based on patients treated on this contract for their most recent course of treatment. Figures in italics indicate the base number of FP17s or Patient Questionnaire responses are less than 100. N/A is shown where the base number of responses is less than 10 during the period. % is calculated as Quantity/Base number\*100

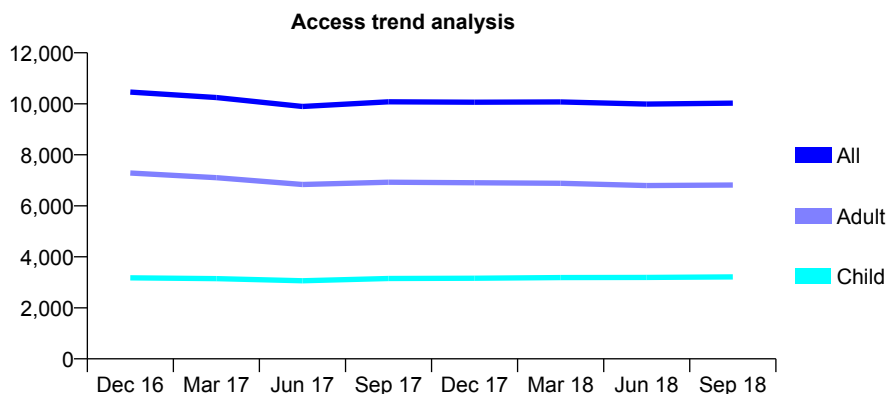
## Q58 - Vital Signs At a Glance Contract Report for 910651/0001 - September 2018

Name or company name	MR GR EVANS
Contract type name	GDS Contract
Purpose of contract	General
Contract start date	01/04/2006
Contract end date	

18/19 Contracted general activity (UDA)	22,428
Carry forward general activity (UDA)	0
18/19 Contracted orthodontic activity (UOA)	0
Carry forward orthodontic activity (UOA)	0
Baseline contract value	£544,611.48

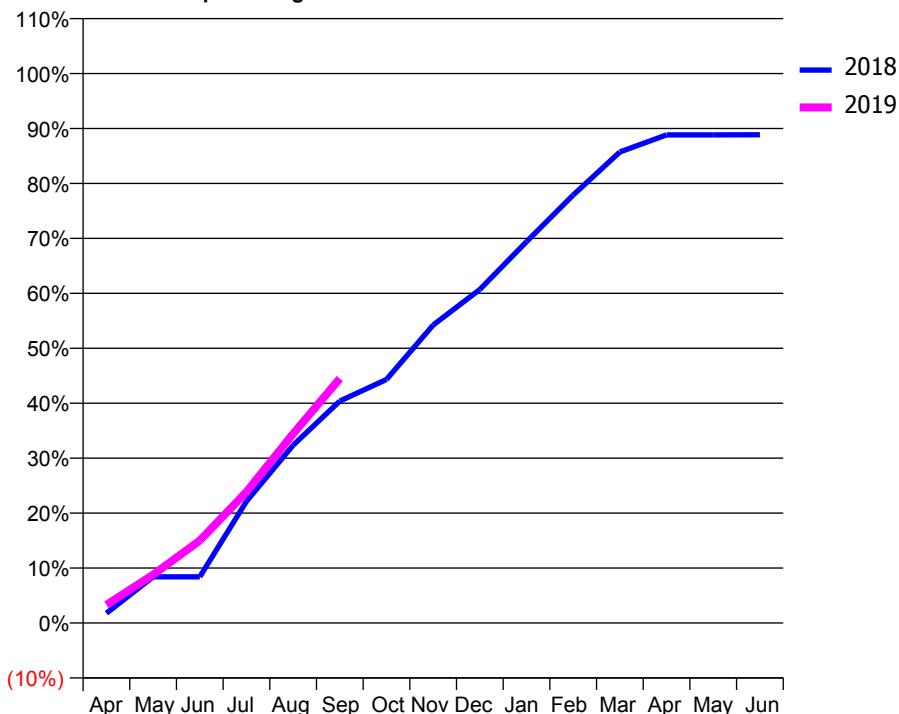
### ACCESS\*

Patients seen in 24 months	Total	Change since previous quarter
Quarter ending September 2017	10,080	
Quarter ending December 2017	10,065	→
Quarter ending March 2018	10,072	→
Quarter ending June 2018	9,989	→
Quarter ending September 2018	10,028	→
<b>Variance since September 2017</b>	<b>(0.5%)</b>	→



### ACTIVITY

Cumulative percentage of contracted UDA delivered 2018 & 2019



Month	Adjusted Scheduled Activity (UDA)	
	2018	2019
April	398	742
May	1,888	1,972
June	1,888	3,367
July	4,964	5,354
August	7,260	7,727
September	9,058	9,982
October	9,940	
November	12,160	
December	13,616	
January	15,566	
February	17,468	
March	19,228	
April	19,924	
May	19,925	
June	19,926	

### QUALITY

	Quantity	Base Number	Contract	AT	Region	England
% of FP17s for the same patient ID Re-attending within 3 months - Children	143	2,498	5.7%	10.7%	11.4%	11.6%
% of FP17s for the same patient ID Re-attending within 3 months - Adults	450	4,018	11.2%	14.5%	15.0%	15.5%
% of FP17s for the same patient ID Re-attending between 3 & 9 months - Children	1,436	2,498	57.5%	58.0%	59.9%	58.8%
% of FP17s for the same patient ID Re-attending between 3 & 9 months - Adults	1,890	4,018	47.0%	48.8%	52.0%	51.1%
% of FP17s for Band 1 Urgent Courses	312	5,576	5.6%	8.7%	8.0%	9.0%
% of FP17s Relating to Free Repair or Replacements	15	5,576	0.3%	0.7%	0.8%	0.8%
% of FP17s Relating to Continuations	89	5,576	1.6%	0.8%	0.9%	0.9%
% of Patients satisfied with the dentistry they have received	4	4	N/A	94.2%	93.5%	93.3%
% of Patients satisfied with the time they had to wait for an appointment	4	4	N/A	87.2%	89.1%	88.9%

\* This is based on patients treated on this contract for their most recent course of treatment. Figures in italics indicate the base number of FP17s or Patient Questionnaire responses are less than 100. N/A is shown where the base number of responses is less than 10 during the period. % is calculated as Quantity/Base number\*100

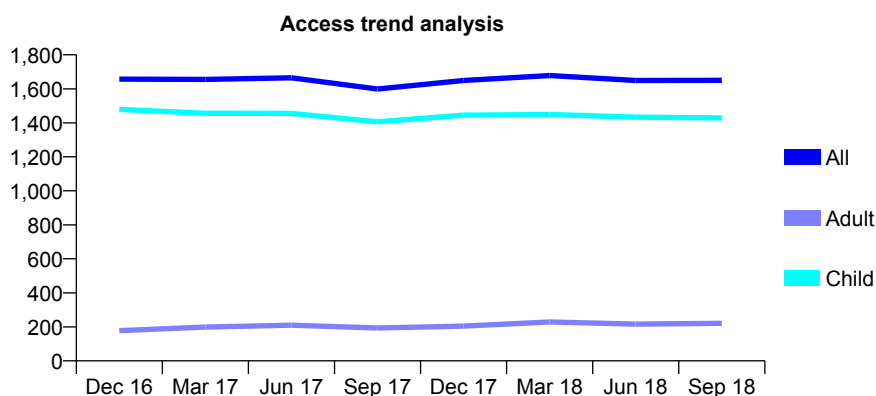
## Q58 - Vital Signs At a Glance Contract Report for 911631/0002 - September 2018

Name or company name	MR V RAWAL
Contract type name	GDS Contract
Purpose of contract	General
Contract start date	01/04/2006
Contract end date	

18/19 Contracted general activity (UDA)	2,580
Carry forward general activity (UDA)	0
18/19 Contracted orthodontic activity (UOA)	0
Carry forward orthodontic activity (UOA)	0
Baseline contract value	£50,008.14

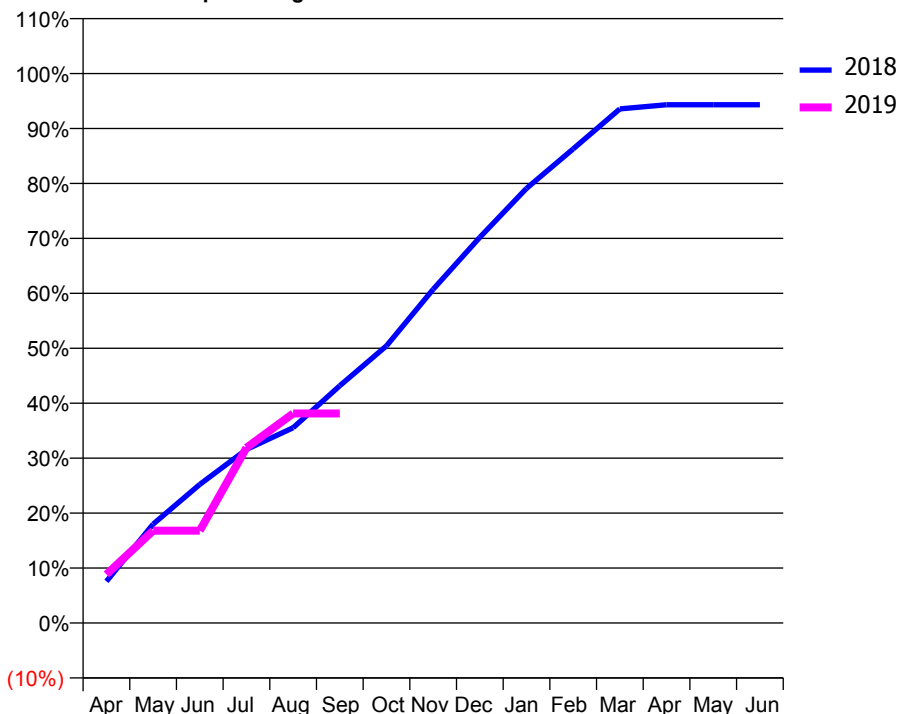
### ACCESS\*

Patients seen in 24 months	Total	Change since previous quarter
Quarter ending September 2017	1,599	
Quarter ending December 2017	1,649	↑
Quarter ending March 2018	1,678	→
Quarter ending June 2018	1,649	↓
Quarter ending September 2018	1,650	→
<b>Variance since September 2017</b>	<b>3.2%</b>	<b>↑</b>



### ACTIVITY

Cumulative percentage of contracted UDA delivered 2018 & 2019



Month	Adjusted Scheduled Activity (UDA)	
	2018	2019
April	196	228
May	464	433
June	651	433
July	815	823
August	917	984
September	1,114	984
October	1,301	
November	1,567	
December	1,811	
January	2,041	
February	2,226	
March	2,414	
April	2,433	
May	2,433	
June	2,433	

### QUALITY

	Quantity	Base Number	Contract	AT	Region	England
% of FP17s for the same patient ID Re-attending within 3 months - Children	36	809	4.4%	10.7%	11.4%	11.6%
% of FP17s for the same patient ID Re-attending within 3 months - Adults	0	36	0.0%	14.5%	15.0%	15.5%
% of FP17s for the same patient ID Re-attending between 3 & 9 months - Children	433	809	53.5%	58.0%	59.9%	58.8%
% of FP17s for the same patient ID Re-attending between 3 & 9 months - Adults	17	36	47.2%	48.8%	52.0%	51.1%
% of FP17s for Band 1 Urgent Courses	41	828	5.0%	8.7%	8.0%	9.0%
% of FP17s Relating to Free Repair or Replacements	0	828	0.0%	0.7%	0.8%	0.8%
% of FP17s Relating to Continuations	3	828	0.4%	0.8%	0.9%	0.9%
% of Patients satisfied with the dentistry they have received	0	0	N/A	94.2%	93.5%	93.3%
% of Patients satisfied with the time they had to wait for an appointment	0	0	N/A	87.2%	89.1%	88.9%

\* This is based on patients treated on this contract for their most recent course of treatment. Figures in italics indicate the base number of FP17s or Patient Questionnaire responses are less than 100. N/A is shown where the base number of responses is less than 10 during the period. % is calculated as Quantity/Base number\*100

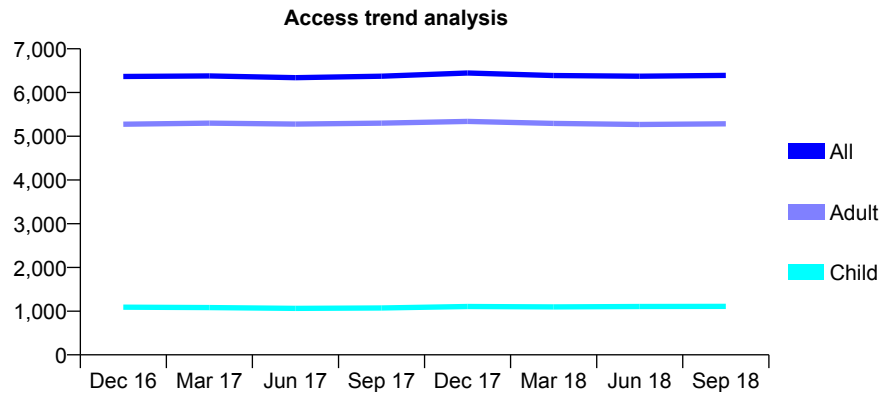
## Q58 - Vital Signs At a Glance Contract Report for 917125/0001 - September 2018

Name or company name	Facial Aesthetic (UK) Ltd
Contract type name	GDS Contract
Purpose of contract	General
Contract start date	01/04/2006
Contract end date	

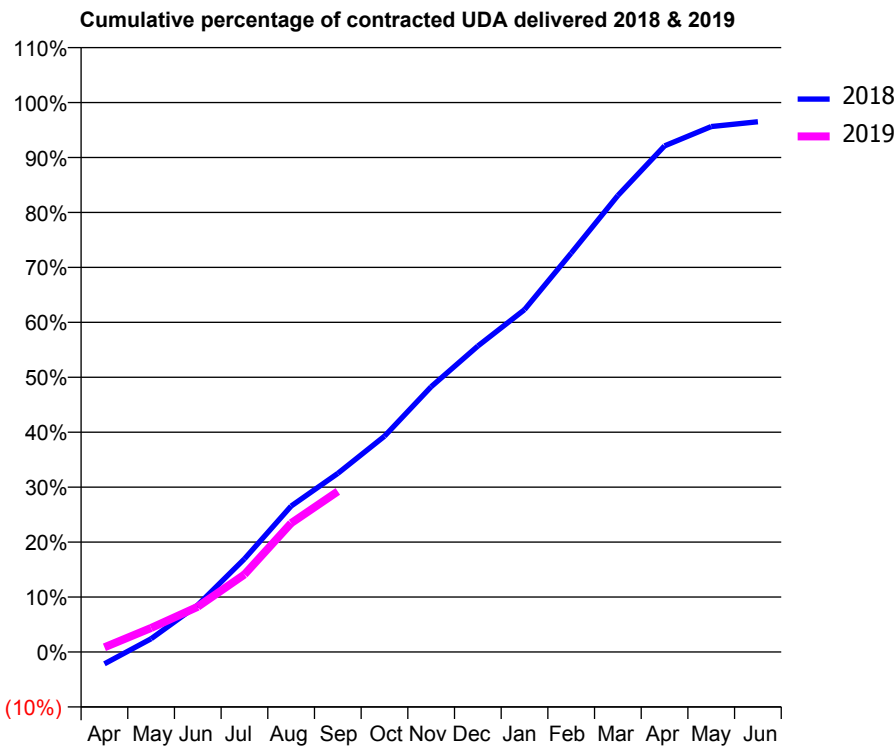
18/19 Contracted general activity (UDA)	25,239
Carry forward general activity (UDA)	0
18/19 Contracted orthodontic activity (UOA)	0
Carry forward orthodontic activity (UOA)	0
Baseline contract value	£617,248.48

### ACCESS\*

Patients seen in 24 months	Total	Change since previous quarter
Quarter ending September 2017	6,373	
Quarter ending December 2017	6,445	→
Quarter ending March 2018	6,388	→
Quarter ending June 2018	6,373	→
Quarter ending September 2018	6,392	→
<b>Variance since September 2017</b>	<b>0.3%</b>	<b>→</b>



### ACTIVITY



Month	Adjusted Scheduled Activity (UDA)	
	2018	2019
April	-546	218
May	611	1,105
June	2,156	2,082
July	4,278	3,562
August	6,703	5,920
September	8,202	7,376
October	9,911	
November	12,184	
December	14,052	
January	15,724	
February	18,321	
March	20,969	
April	23,248	
May	24,137	
June	24,356	

### QUALITY

	Quantity	Base Number	Contract	AT	Region	England
% of FP17s for the same patient ID Re-attending within 3 months - Children	43	743	5.8%	10.7%	11.4%	11.6%
% of FP17s for the same patient ID Re-attending within 3 months - Adults	405	3,309	12.2%	14.5%	15.0%	15.5%
% of FP17s for the same patient ID Re-attending between 3 & 9 months - Children	445	743	59.9%	58.0%	59.9%	58.8%
% of FP17s for the same patient ID Re-attending between 3 & 9 months - Adults	1,957	3,309	59.1%	48.8%	52.0%	51.1%
% of FP17s for Band 1 Urgent Courses	87	3,022	2.9%	8.7%	8.0%	9.0%
% of FP17s Relating to Free Repair or Replacements	46	3,022	1.5%	0.7%	0.8%	0.8%
% of FP17s Relating to Continuations	31	3,022	1.0%	0.8%	0.9%	0.9%
% of Patients satisfied with the dentistry they have received	4	4	N/A	94.2%	93.5%	93.3%
% of Patients satisfied with the time they had to wait for an appointment	3	4	N/A	87.2%	89.1%	88.9%

\* This is based on patients treated on this contract for their most recent course of treatment. Figures in italics indicate the base number of FP17s or Patient Questionnaire responses are less than 100. N/A is shown where the base number of responses is less than 10 during the period. % is calculated as Quantity/Base number\*100

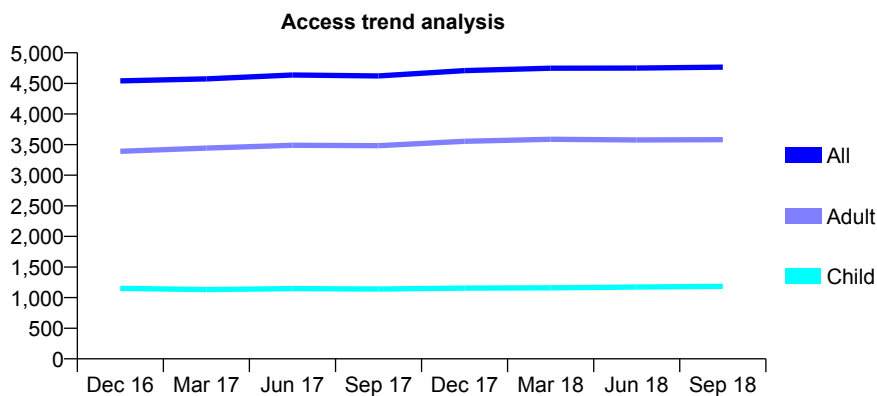
## Q58 - Vital Signs At a Glance Contract Report for 917524/0001 - September 2018

Name or company name	MR MA WATTS
Contract type name	GDS Contract
Purpose of contract	General
Contract start date	01/04/2006
Contract end date	

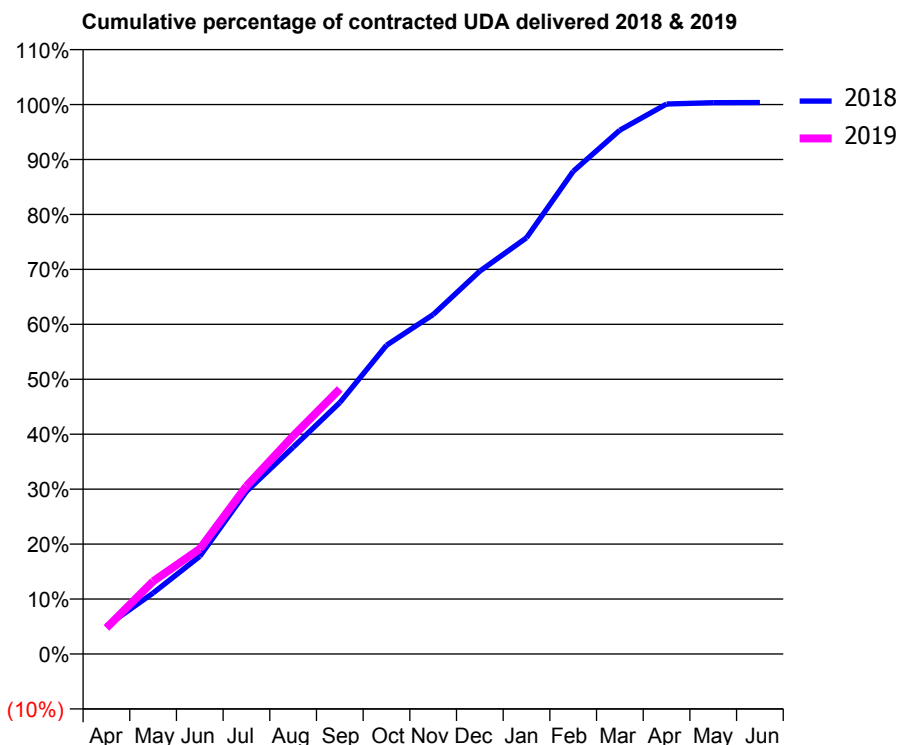
18/19 Contracted general activity (UDA)	15,310
Carry forward general activity (UDA)	0
18/19 Contracted orthodontic activity (UOA)	0
Carry forward orthodontic activity (UOA)	0
Baseline contract value	£428,085.96

### ACCESS\*

Patients seen in 24 months	Total	Change since previous quarter
Quarter ending September 2017	4,623	
Quarter ending December 2017	4,709	→
Quarter ending March 2018	4,749	→
Quarter ending June 2018	4,750	→
Quarter ending September 2018	4,766	→
<b>Variance since September 2017</b>	<b>3.1%</b>	<b>↑</b>



### ACTIVITY



Month	Adjusted Scheduled Activity (UDA)	
	2018	2019
April	779	728
May	1,700	2,025
June	2,722	2,930
July	4,531	4,678
August	5,760	6,075
September	7,005	7,384
October	8,604	
November	9,459	
December	10,669	
January	11,597	
February	13,448	
March	14,596	
April	15,324	
May	15,362	
June	15,365	

### QUALITY

	Quantity	Base Number	Contract	AT	Region	England
% of FP17s for the same patient ID Re-attending within 3 months - Children	62	789	7.9%	10.7%	11.4%	11.6%
% of FP17s for the same patient ID Re-attending within 3 months - Adults	340	2,066	16.5%	14.5%	15.0%	15.5%
% of FP17s for the same patient ID Re-attending between 3 & 9 months - Children	304	789	38.5%	58.0%	59.9%	58.8%
% of FP17s for the same patient ID Re-attending between 3 & 9 months - Adults	668	2,066	32.3%	48.8%	52.0%	51.1%
% of FP17s for Band 1 Urgent Courses	236	2,584	9.1%	8.7%	8.0%	9.0%
% of FP17s Relating to Free Repair or Replacements	12	2,584	0.5%	0.7%	0.8%	0.8%
% of FP17s Relating to Continuations	67	2,584	2.6%	0.8%	0.9%	0.9%
% of Patients satisfied with the dentistry they have received	13	13	100.0%	94.2%	93.5%	93.3%
% of Patients satisfied with the time they had to wait for an appointment	13	13	100.0%	87.2%	89.1%	88.9%

\* This is based on patients treated on this contract for their most recent course of treatment. Figures in italics indicate the base number of FP17s or Patient Questionnaire responses are less than 100. N/A is shown where the base number of responses is less than 10 during the period. % is calculated as Quantity/Base number\*100

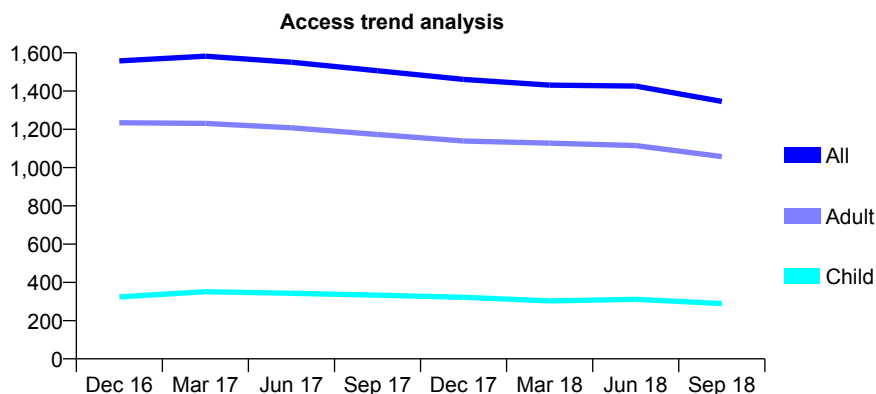
## Q58 - Vital Signs At a Glance Contract Report for 927309/0001 - September 2018

Name or company name	Galley Hill Dental Surgery
Contract type name	GDS Contract
Purpose of contract	General
Contract start date	01/04/2006
Contract end date	31/08/2018

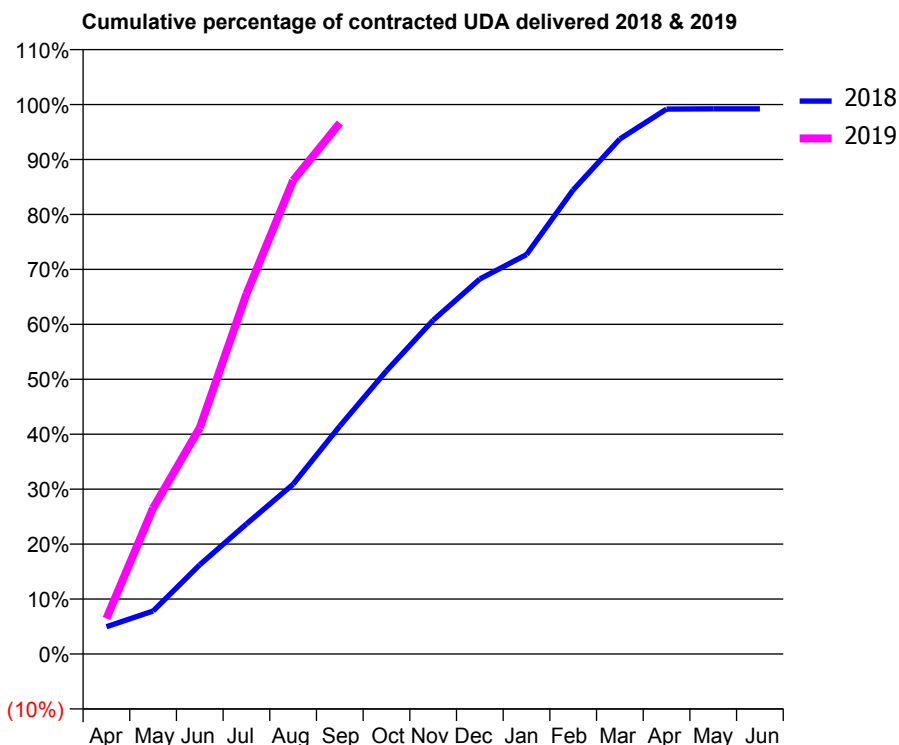
18/19 Contracted general activity (UDA)	2,292
Carry forward general activity (UDA)	42
18/19 Contracted orthodontic activity (UOA)	0
Carry forward orthodontic activity (UOA)	0
Baseline contract value	£56,220.00

### ACCESS\*

Patients seen in 24 months	Total	Change since previous quarter
Quarter ending September 2017	1,506	
Quarter ending December 2017	1,461	↓
Quarter ending March 2018	1,431	↓
Quarter ending June 2018	1,426	→
Quarter ending September 2018	1,346	↓
<b>Variance since September 2017</b>	<b>(10.6%)</b>	<b>↓</b>



### ACTIVITY



Month	Adjusted Scheduled Activity (UDA)	
	2018	2019
April	272	148
May	431	609
June	893	944
July	1,302	1,502
August	1,699	1,976
September	2,282	2,214
October	2,835	
November	3,342	
December	3,754	
January	3,998	
February	4,646	
March	5,156	
April	5,454	
May	5,457	
June	5,457	

### QUALITY

	Quantity	Base Number	Contract	AT	Region	England
% of FP17s for the same patient ID Re-attending within 3 months - Children	9	202	4.5%	10.7%	11.4%	11.6%
% of FP17s for the same patient ID Re-attending within 3 months - Adults	73	761	9.6%	14.5%	15.0%	15.5%
% of FP17s for the same patient ID Re-attending between 3 & 9 months - Children	118	202	58.4%	58.0%	59.9%	58.8%
% of FP17s for the same patient ID Re-attending between 3 & 9 months - Adults	484	761	63.6%	48.8%	52.0%	51.1%
% of FP17s for Band 1 Urgent Courses	47	880	5.3%	8.7%	8.0%	9.0%
% of FP17s Relating to Free Repair or Replacements	2	880	0.2%	0.7%	0.8%	0.8%
% of FP17s Relating to Continuations	0	880	0.0%	0.8%	0.9%	0.9%
% of Patients satisfied with the dentistry they have received	0	0	N/A	94.2%	93.5%	93.3%
% of Patients satisfied with the time they had to wait for an appointment	0	0	N/A	87.2%	89.1%	88.9%

\* This is based on patients treated on this contract for their most recent course of treatment. Figures in italics indicate the base number of FP17s or Patient Questionnaire responses are less than 100. N/A is shown where the base number of responses is less than 10 during the period. % is calculated as Quantity/Base number\*100

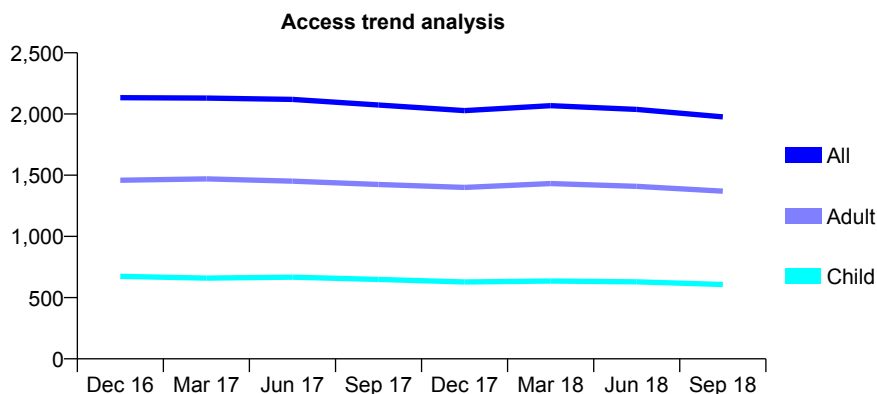
## Q58 - Vital Signs At a Glance Contract Report for 927384/0002 - September 2018

Name or company name	MR M SHAH
Contract type name	GDS Contract
Purpose of contract	General
Contract start date	01/04/2006
Contract end date	

18/19 Contracted general activity (UDA)	6,266
Carry forward general activity (UDA)	0
18/19 Contracted orthodontic activity (UOA)	0
Carry forward orthodontic activity (UOA)	0
Baseline contract value	£164,755.96

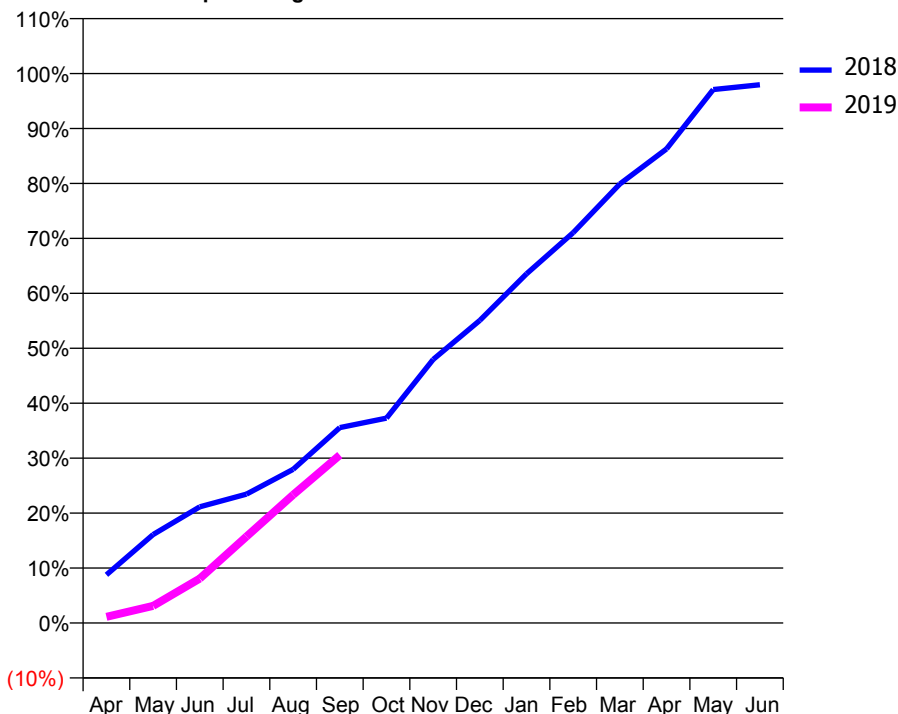
### ACCESS\*

Patients seen in 24 months	Total	Change since previous quarter
Quarter ending September 2017	2,073	
Quarter ending December 2017	2,028	↓
Quarter ending March 2018	2,068	→
Quarter ending June 2018	2,038	↓
Quarter ending September 2018	1,977	↓
<b>Variance since September 2017</b>	<b>(4.6%)</b>	<b>↓</b>



### ACTIVITY

Cumulative percentage of contracted UDA delivered 2018 & 2019



Month	Adjusted Scheduled Activity (UDA)	
	2018	2019
April	550	71
May	1,008	196
June	1,326	507
July	1,470	987
August	1,752	1,462
September	2,228	1,916
October	2,337	
November	3,006	
December	3,451	
January	3,981	
February	4,452	
March	5,006	
April	5,406	
May	6,083	
June	6,137	

### QUALITY

	Quantity	Base Number	Contract	AT	Region	England
% of FP17s for the same patient ID Re-attending within 3 months - Children	15	409	3.7%	10.7%	11.4%	11.6%
% of FP17s for the same patient ID Re-attending within 3 months - Adults	111	866	12.8%	14.5%	15.0%	15.5%
% of FP17s for the same patient ID Re-attending between 3 & 9 months - Children	237	409	57.9%	58.0%	59.9%	58.8%
% of FP17s for the same patient ID Re-attending between 3 & 9 months - Adults	366	866	42.3%	48.8%	52.0%	51.1%
% of FP17s for Band 1 Urgent Courses	80	891	9.0%	8.7%	8.0%	9.0%
% of FP17s Relating to Free Repair or Replacements	1	891	0.1%	0.7%	0.8%	0.8%
% of FP17s Relating to Continuations	3	891	0.3%	0.8%	0.9%	0.9%
% of Patients satisfied with the dentistry they have received	4	4	N/A	94.2%	93.5%	93.3%
% of Patients satisfied with the time they had to wait for an appointment	4	4	N/A	87.2%	89.1%	88.9%

\* This is based on patients treated on this contract for their most recent course of treatment. Figures in italics indicate the base number of FP17s or Patient Questionnaire responses are less than 100. N/A is shown where the base number of responses is less than 10 during the period. % is calculated as Quantity/Base number\*100



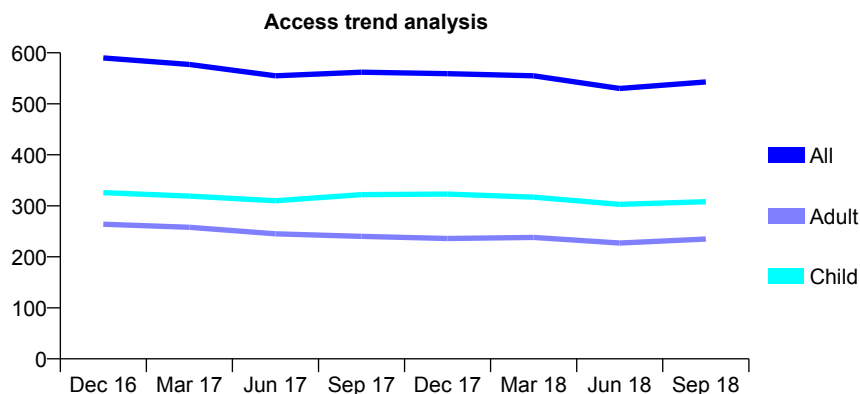
## Q58 - Vital Signs At a Glance Contract Report for 927473/0001 - September 2018

Name or company name	MISS PE PRICE
Contract type name	GDS Contract
Purpose of contract	General
Contract start date	02/10/2013
Contract end date	

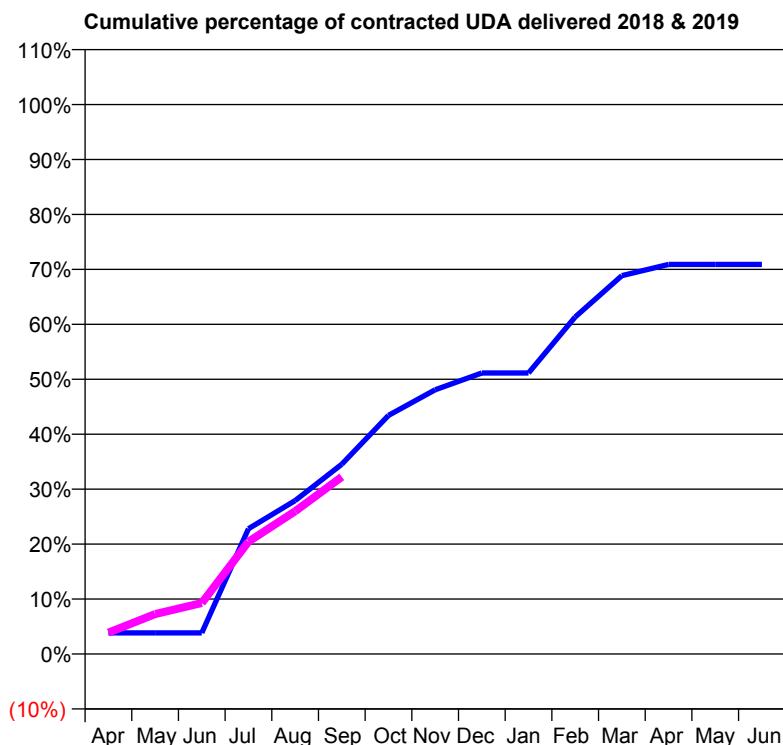
18/19 Contracted general activity (UDA)	1,500
Carry forward general activity (UDA)	0
18/19 Contracted orthodontic activity (UOA)	0
Carry forward orthodontic activity (UOA)	0
Baseline contract value	£30,898.16

### ACCESS\*

Patients seen in 24 months	Total	Change since previous quarter
Quarter ending September 2017	562	
Quarter ending December 2017	559	→
Quarter ending March 2018	555	→
Quarter ending June 2018	530	↓
Quarter ending September 2018	543	↑
<b>Variance since September 2017</b>	<b>(3.4%)</b>	<b>↓</b>



### ACTIVITY



Month	Adjusted Scheduled Activity (UDA)	
	2018	2019
April	58	58
May	58	109
June	58	139
July	342	307
August	419	390
September	518	484
October	651	
November	721	
December	767	
January	767	
February	920	
March	1,033	
April	1,063	
May	1,063	
June	1,063	

### QUALITY

	Quantity	Base Number	Contract	AT	Region	England
% of FP17s for the same patient ID Re-attending within 3 months - Children	17	222	7.7%	10.7%	11.4%	11.6%
% of FP17s for the same patient ID Re-attending within 3 months - Adults	15	138	10.9%	14.5%	15.0%	15.5%
% of FP17s for the same patient ID Re-attending between 3 & 9 months - Children	139	222	62.6%	58.0%	59.9%	58.8%
% of FP17s for the same patient ID Re-attending between 3 & 9 months - Adults	73	138	52.9%	48.8%	52.0%	51.1%
% of FP17s for Band 1 Urgent Courses	23	333	6.9%	8.7%	8.0%	9.0%
% of FP17s Relating to Free Repair or Replacements	1	333	0.3%	0.7%	0.8%	0.8%
% of FP17s Relating to Continuations	0	333	0.0%	0.8%	0.9%	0.9%
% of Patients satisfied with the dentistry they have received	0	0	N/A	94.2%	93.5%	93.3%
% of Patients satisfied with the time they had to wait for an appointment	0	0	N/A	87.2%	89.1%	88.9%

\* This is based on patients treated on this contract for their most recent course of treatment. Figures in italics indicate the base number of FP17s or Patient Questionnaire responses are less than 100. N/A is shown where the base number of responses is less than 10 during the period. % is calculated as Quantity/Base number\*100

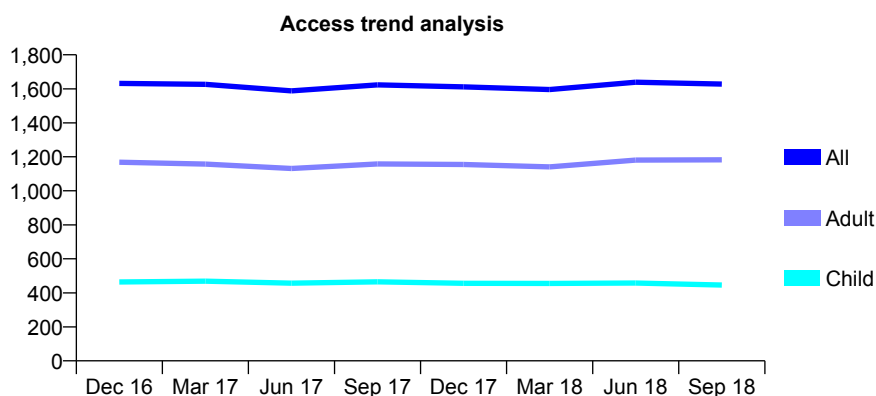
## Q58 - Vital Signs At a Glance Contract Report for 93522/0001 - September 2018

Name or company name	MISS P ABDOLLAHI
Contract type name	GDS Contract
Purpose of contract	General
Contract start date	01/04/2006
Contract end date	

18/19 Contracted general activity (UDA)	3,914
Carry forward general activity (UDA)	0
18/19 Contracted orthodontic activity (UOA)	0
Carry forward orthodontic activity (UOA)	0
Baseline contract value	£100,241.44

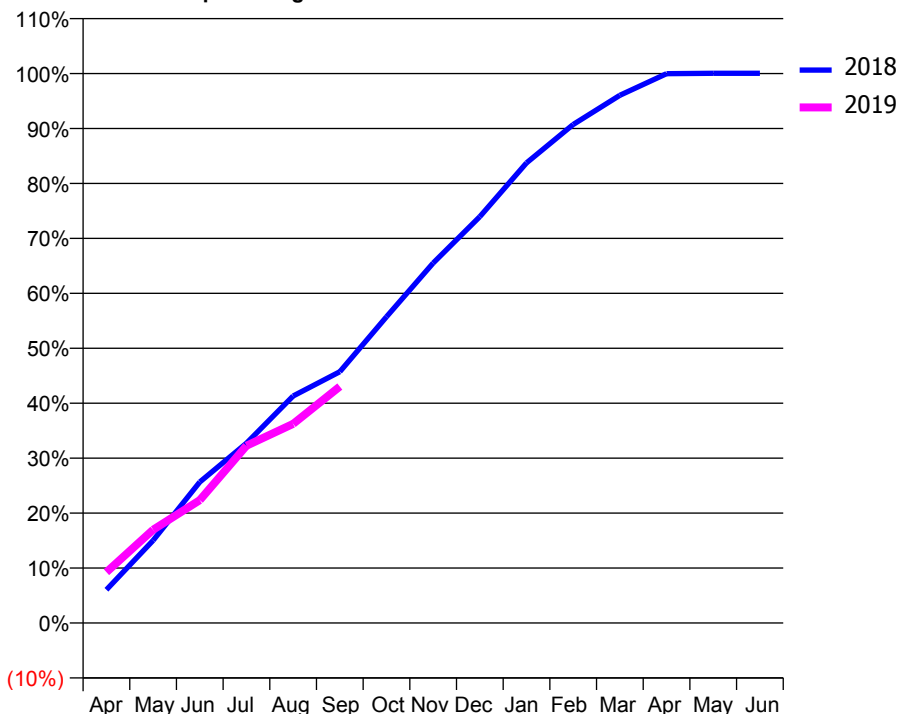
### ACCESS\*

Patients seen in 24 months	Total	Change since previous quarter
Quarter ending September 2017	1,623	
Quarter ending December 2017	1,611	→
Quarter ending March 2018	1,596	→
Quarter ending June 2018	1,639	↑
Quarter ending September 2018	1,628	→
<b>Variance since September 2017</b>	<b>0.3%</b>	<b>→</b>



### ACTIVITY

Cumulative percentage of contracted UDA delivered 2018 & 2019



Month	Adjusted Scheduled Activity (UDA)	
	2018	2019
April	237	362
May	588	665
June	1,005	875
July	1,281	1,263
August	1,617	1,419
September	1,790	1,684
October	2,181	
November	2,564	
December	2,895	
January	3,277	
February	3,551	
March	3,759	
April	3,913	
May	3,916	
June	3,916	

### QUALITY

	Quantity	Base Number	Contract	AT	Region	England
% of FP17s for the same patient ID Re-attending within 3 months - Children	19	257	7.4%	10.7%	11.4%	11.6%
% of FP17s for the same patient ID Re-attending within 3 months - Adults	87	711	12.2%	14.5%	15.0%	15.5%
% of FP17s for the same patient ID Re-attending between 3 & 9 months - Children	125	257	48.6%	58.0%	59.9%	58.8%
% of FP17s for the same patient ID Re-attending between 3 & 9 months - Adults	295	711	41.5%	48.8%	52.0%	51.1%
% of FP17s for Band 1 Urgent Courses	72	873	8.2%	8.7%	8.0%	9.0%
% of FP17s Relating to Free Repair or Replacements	2	873	0.2%	0.7%	0.8%	0.8%
% of FP17s Relating to Continuations	5	873	0.6%	0.8%	0.9%	0.9%
% of Patients satisfied with the dentistry they have received	0	0	N/A	94.2%	93.5%	93.3%
% of Patients satisfied with the time they had to wait for an appointment	0	0	N/A	87.2%	89.1%	88.9%

\* This is based on patients treated on this contract for their most recent course of treatment. Figures in italics indicate the base number of FP17s or Patient Questionnaire responses are less than 100. N/A is shown where the base number of responses is less than 10 during the period. % is calculated as Quantity/Base number\*100

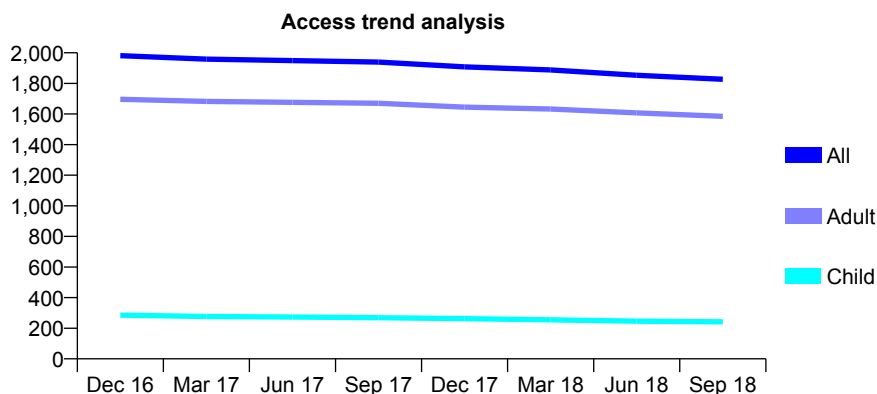
## Q58 - Vital Signs At a Glance Contract Report for 935778/0001 - September 2018

Name or company name	MR M MOKHTARI
Contract type name	GDS Contract
Purpose of contract	General
Contract start date	01/04/2006
Contract end date	

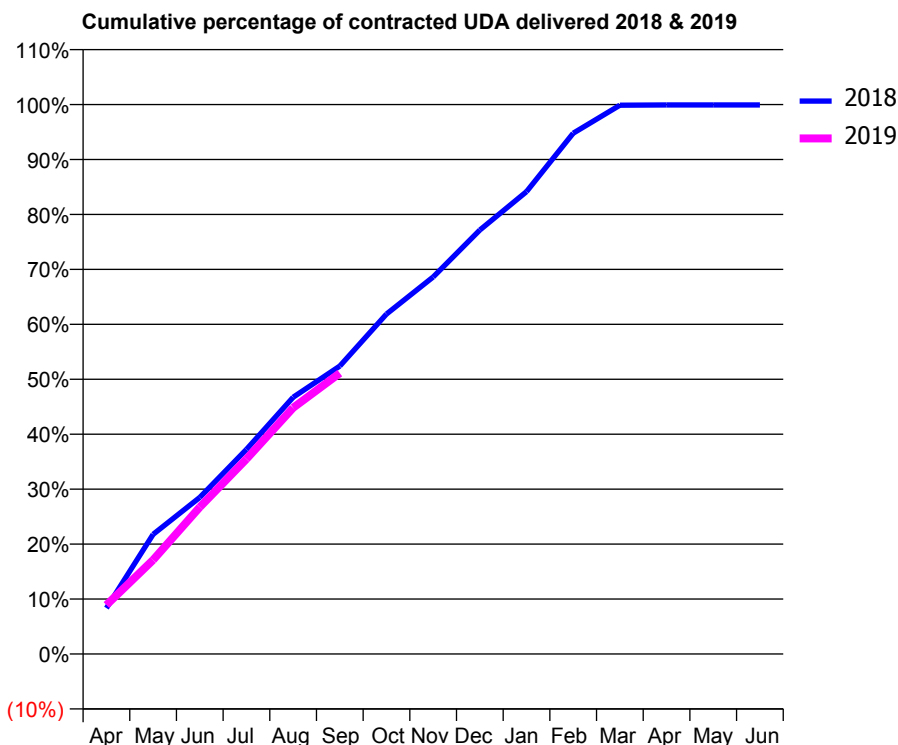
18/19 Contracted general activity (UDA)	6,756
Carry forward general activity (UDA)	0
18/19 Contracted orthodontic activity (UOA)	0
Carry forward orthodontic activity (UOA)	0
Baseline contract value	£207,496.49

### ACCESS\*

Patients seen in 24 months	Total	Change since previous quarter
Quarter ending September 2017	1,939	
Quarter ending December 2017	1,908	↓
Quarter ending March 2018	1,888	↓
Quarter ending June 2018	1,853	↓
Quarter ending September 2018	1,827	↓
<b>Variance since September 2017</b>	<b>(5.8%)</b>	<b>↓</b>



### ACTIVITY



Month	Adjusted Scheduled Activity (UDA)	
	2018	2019
April	565	602
May	1,472	1,156
June	1,925	1,806
July	2,516	2,398
August	3,157	3,027
September	3,540	3,453
October	4,180	
November	4,635	
December	5,213	
January	5,684	
February	6,403	
March	6,747	
April	6,750	
May	6,750	
June	6,750	

### QUALITY

	Quantity	Base Number	Contract	AT	Region	England
% of FP17s for the same patient ID Re-attending within 3 months - Children	10	202	5.0%	10.7%	11.4%	11.6%
% of FP17s for the same patient ID Re-attending within 3 months - Adults	234	1,506	15.5%	14.5%	15.0%	15.5%
% of FP17s for the same patient ID Re-attending between 3 & 9 months - Children	145	202	71.8%	58.0%	59.9%	58.8%
% of FP17s for the same patient ID Re-attending between 3 & 9 months - Adults	1,095	1,506	72.7%	48.8%	52.0%	51.1%
% of FP17s for Band 1 Urgent Courses	27	1,707	1.6%	8.7%	8.0%	9.0%
% of FP17s Relating to Free Repair or Replacements	22	1,707	1.3%	0.7%	0.8%	0.8%
% of FP17s Relating to Continuations	18	1,707	1.1%	0.8%	0.9%	0.9%
% of Patients satisfied with the dentistry they have received	2	2	N/A	94.2%	93.5%	93.3%
% of Patients satisfied with the time they had to wait for an appointment	2	2	N/A	87.2%	89.1%	88.9%

\* This is based on patients treated on this contract for their most recent course of treatment. Figures in italics indicate the base number of FP17s or Patient Questionnaire responses are less than 100. N/A is shown where the base number of responses is less than 10 during the period. % is calculated as Quantity/Base number\*100

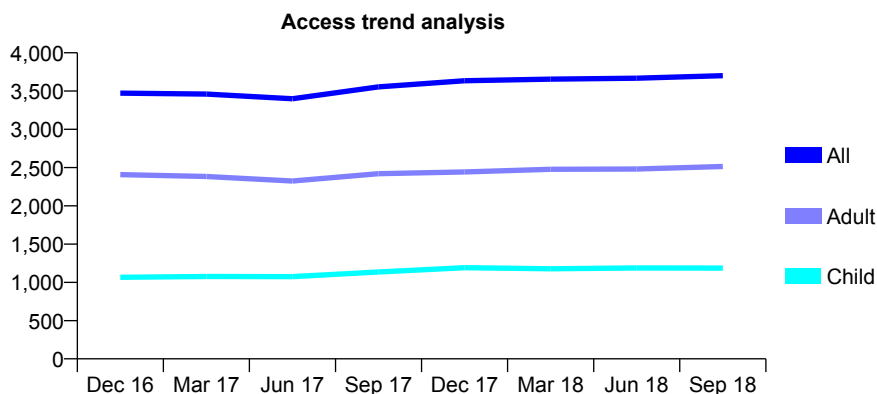
## Q58 - Vital Signs At a Glance Contract Report for 939544/0001 - September 2018

Name or company name	MISS SS WADHWANI
Contract type name	GDS Contract
Purpose of contract	General
Contract start date	01/04/2006
Contract end date	

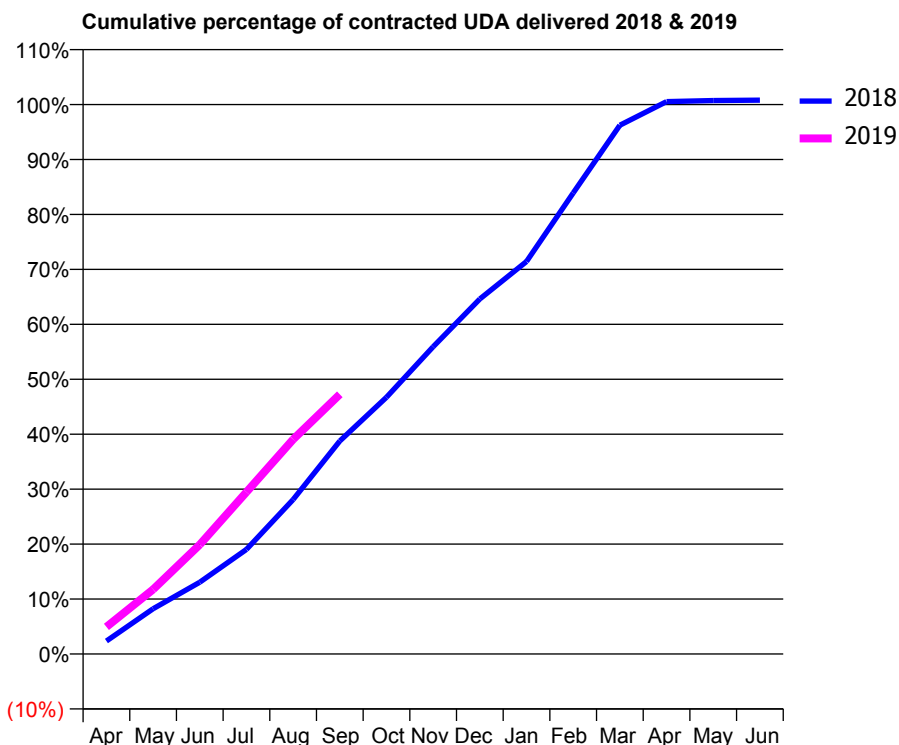
18/19 Contracted general activity (UDA)	7,512
Carry forward general activity (UDA)	0
18/19 Contracted orthodontic activity (UOA)	0
Carry forward orthodontic activity (UOA)	0
Baseline contract value	£236,592.87

### ACCESS\*

Patients seen in 24 months	Total	Change since previous quarter
Quarter ending September 2017	3,555	
Quarter ending December 2017	3,635	↑
Quarter ending March 2018	3,655	→
Quarter ending June 2018	3,668	→
Quarter ending September 2018	3,701	→
<b>Variance since September 2017</b>	<b>4.1%</b>	<b>↑</b>



### ACTIVITY



Month	Adjusted Scheduled Activity (UDA)	
	2018	2019
April	179	371
May	619	884
June	981	1,496
July	1,431	2,214
August	2,111	2,933
September	2,913	3,550
October	3,509	
November	4,202	
December	4,854	
January	5,366	
February	6,304	
March	7,229	
April	7,551	
May	7,565	
June	7,571	

### QUALITY

	Quantity	Base Number	Contract	AT	Region	England
% of FP17s for the same patient ID Re-attending within 3 months - Children	36	742	4.9%	10.7%	11.4%	11.6%
% of FP17s for the same patient ID Re-attending within 3 months - Adults	165	1,453	11.4%	14.5%	15.0%	15.5%
% of FP17s for the same patient ID Re-attending between 3 & 9 months - Children	311	742	41.9%	58.0%	59.9%	58.8%
% of FP17s for the same patient ID Re-attending between 3 & 9 months - Adults	545	1,453	37.5%	48.8%	52.0%	51.1%
% of FP17s for Band 1 Urgent Courses	202	1,854	10.9%	8.7%	8.0%	9.0%
% of FP17s Relating to Free Repair or Replacements	10	1,854	0.5%	0.7%	0.8%	0.8%
% of FP17s Relating to Continuations	18	1,854	1.0%	0.8%	0.9%	0.9%
% of Patients satisfied with the dentistry they have received	1	1	N/A	94.2%	93.5%	93.3%
% of Patients satisfied with the time they had to wait for an appointment	1	1	N/A	87.2%	89.1%	88.9%

\* This is based on patients treated on this contract for their most recent course of treatment. Figures in italics indicate the base number of FP17s or Patient Questionnaire responses are less than 100. N/A is shown where the base number of responses is less than 10 during the period. % is calculated as Quantity/Base number\*100

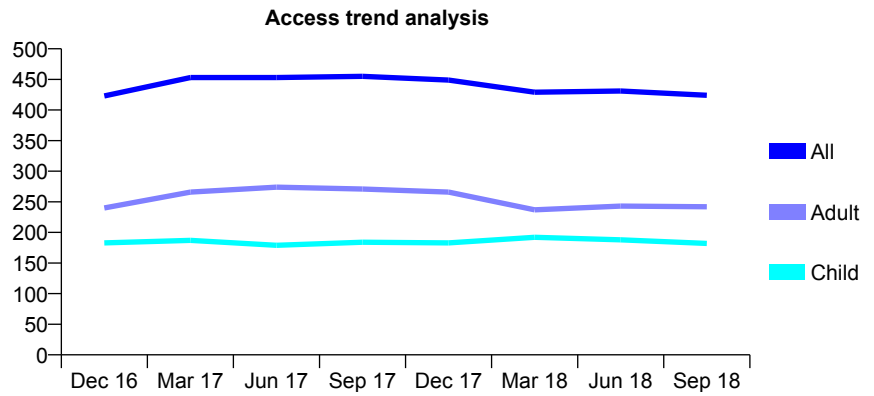
## Q58 - Vital Signs At a Glance Contract Report for 940984/0001 - September 2018

Name or company name	MR NL SLACK
Contract type name	GDS Contract
Purpose of contract	General
Contract start date	01/04/2006
Contract end date	

18/19 Contracted general activity (UDA)	1,326
Carry forward general activity (UDA)	0
18/19 Contracted orthodontic activity (UOA)	0
Carry forward orthodontic activity (UOA)	0
Baseline contract value	£38,299.93

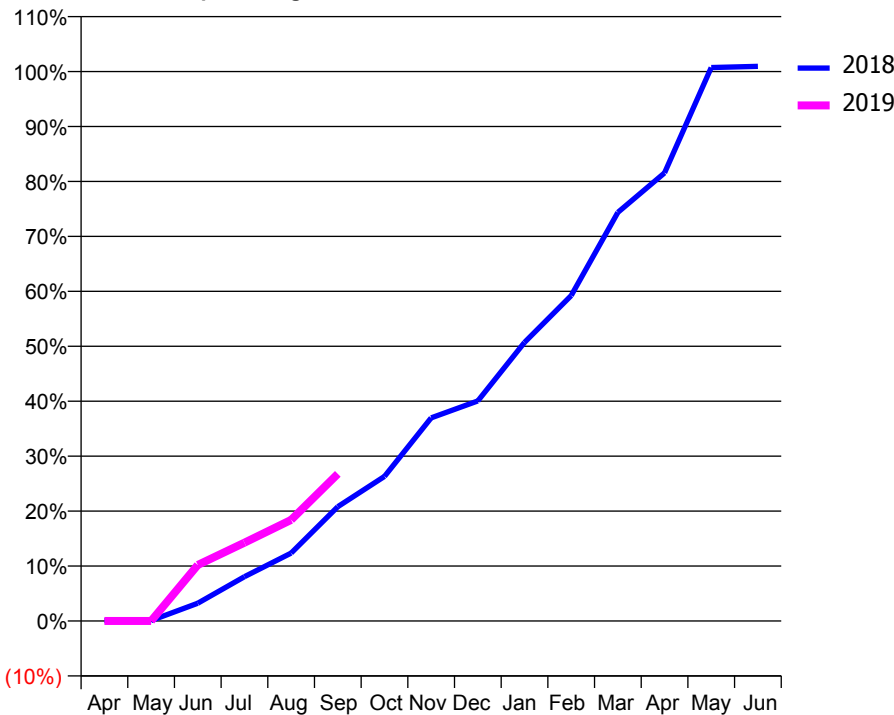
### ACCESS\*

Patients seen in 24 months	Total	Change since previous quarter
Quarter ending September 2017	455	
Quarter ending December 2017	449	↓
Quarter ending March 2018	429	↓
Quarter ending June 2018	431	→
Quarter ending September 2018	424	↓
<b>Variance since September 2017</b>	<b>(6.8%)</b>	<b>↓</b>



### ACTIVITY

Cumulative percentage of contracted UDA delivered 2018 & 2019



Adjusted Scheduled Activity (UDA)		
Month	2018	2019
April	1	0
May	1	0
June	43	135
July	107	189
August	164	244
September	276	355
October	349	
November	490	
December	531	
January	672	
February	785	
March	986	
April	1,081	
May	1,335	
June	1,338	

### QUALITY

	Quantity	Base Number	Contract	AT	Region	England
% of FP17s for the same patient ID Re-attending within 3 months - Children	6	176	3.4%	10.7%	11.4%	11.6%
% of FP17s for the same patient ID Re-attending within 3 months - Adults	16	101	15.8%	14.5%	15.0%	15.5%
% of FP17s for the same patient ID Re-attending between 3 & 9 months - Children	127	176	72.2%	58.0%	59.9%	58.8%
% of FP17s for the same patient ID Re-attending between 3 & 9 months - Adults	56	101	55.4%	48.8%	52.0%	51.1%
% of FP17s for Band 1 Urgent Courses	3	162	1.9%	8.7%	8.0%	9.0%
% of FP17s Relating to Free Repair or Replacements	0	162	0.0%	0.7%	0.8%	0.8%
% of FP17s Relating to Continuations	0	162	0.0%	0.8%	0.9%	0.9%
% of Patients satisfied with the dentistry they have received	1	1	N/A	94.2%	93.5%	93.3%
% of Patients satisfied with the time they had to wait for an appointment	1	1	N/A	87.2%	89.1%	88.9%

\* This is based on patients treated on this contract for their most recent course of treatment. Figures in italics indicate the base number of FP17s or Patient Questionnaire responses are less than 100. N/A is shown where the base number of responses is less than 10 during the period. % is calculated as Quantity/Base number\*100

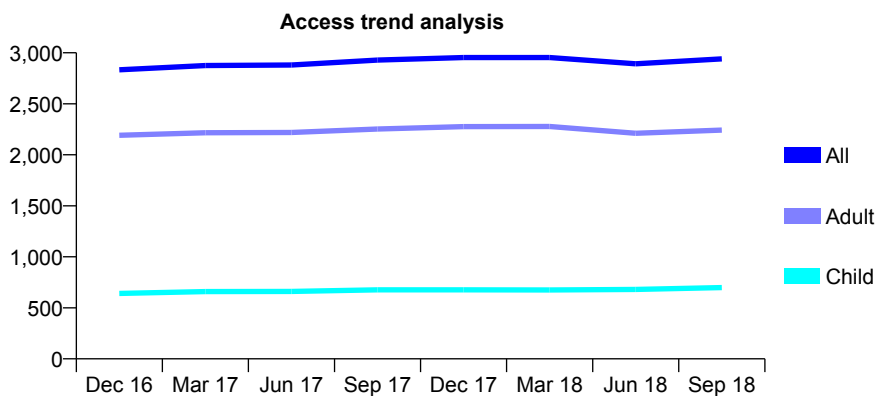
## Q58 - Vital Signs At a Glance Contract Report for 941034/0001 - September 2018

Name or company name	Highfield Dental Practice
Contract type name	GDS Contract
Purpose of contract	General
Contract start date	12/08/2013
Contract end date	

18/19 Contracted general activity (UDA)	10,085
Carry forward general activity (UDA)	0
18/19 Contracted orthodontic activity (UOA)	0
Carry forward orthodontic activity (UOA)	0
Baseline contract value	£257,646.32

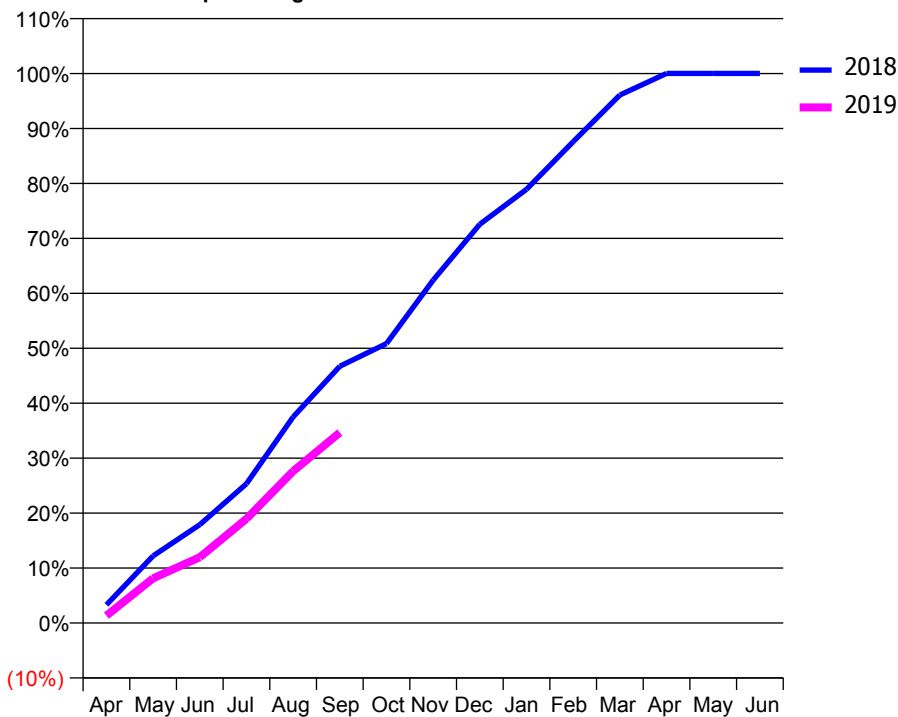
### ACCESS\*

Patients seen in 24 months	Total	Change since previous quarter
Quarter ending September 2017	2,929	
Quarter ending December 2017	2,953	→
Quarter ending March 2018	2,953	→
Quarter ending June 2018	2,892	↓
Quarter ending September 2018	2,941	→
<b>Variance since September 2017</b>	<b>0.4%</b>	<b>→</b>



### ACTIVITY

Cumulative percentage of contracted UDA delivered 2018 & 2019



Month	Adjusted Scheduled Activity (UDA)	
	2018	2019
April	334	136
May	1,233	821
June	1,805	1,208
July	2,556	1,912
August	3,781	2,786
September	4,712	3,496
October	5,129	
November	6,293	
December	7,319	
January	7,960	
February	8,833	
March	9,689	
April	10,086	
May	10,086	
June	10,086	

### QUALITY

	Quantity	Base Number	Contract	AT	Region	England
% of FP17s for the same patient ID Re-attending within 3 months - Children	24	460	5.2%	10.7%	11.4%	11.6%
% of FP17s for the same patient ID Re-attending within 3 months - Adults	177	1,345	13.2%	14.5%	15.0%	15.5%
% of FP17s for the same patient ID Re-attending between 3 & 9 months - Children	269	460	58.5%	58.0%	59.9%	58.8%
% of FP17s for the same patient ID Re-attending between 3 & 9 months - Adults	699	1,345	52.0%	48.8%	52.0%	51.1%
% of FP17s for Band 1 Urgent Courses	188	1,668	11.3%	8.7%	8.0%	9.0%
% of FP17s Relating to Free Repair or Replacements	10	1,668	0.6%	0.7%	0.8%	0.8%
% of FP17s Relating to Continuations	10	1,668	0.6%	0.8%	0.9%	0.9%
% of Patients satisfied with the dentistry they have received	1	1	N/A	94.2%	93.5%	93.3%
% of Patients satisfied with the time they had to wait for an appointment	1	1	N/A	87.2%	89.1%	88.9%

\* This is based on patients treated on this contract for their most recent course of treatment. Figures in italics indicate the base number of FP17s or Patient Questionnaire responses are less than 100. N/A is shown where the base number of responses is less than 10 during the period. % is calculated as Quantity/Base number\*100

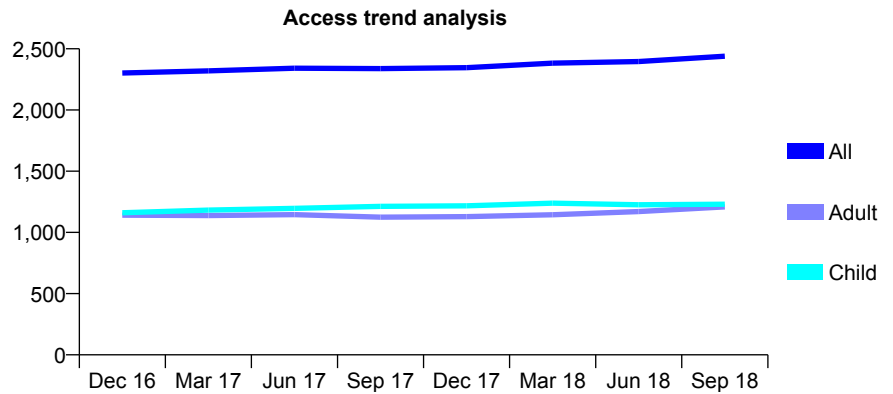
## Q58 - Vital Signs At a Glance Contract Report for 943959/0001 - September 2018

Name or company name	MR K THANKI
Contract type name	GDS Contract
Purpose of contract	General
Contract start date	01/04/2006
Contract end date	

18/19 Contracted general activity (UDA)	10,870
Carry forward general activity (UDA)	0
18/19 Contracted orthodontic activity (UOA)	0
Carry forward orthodontic activity (UOA)	0
Baseline contract value	£357,938.55

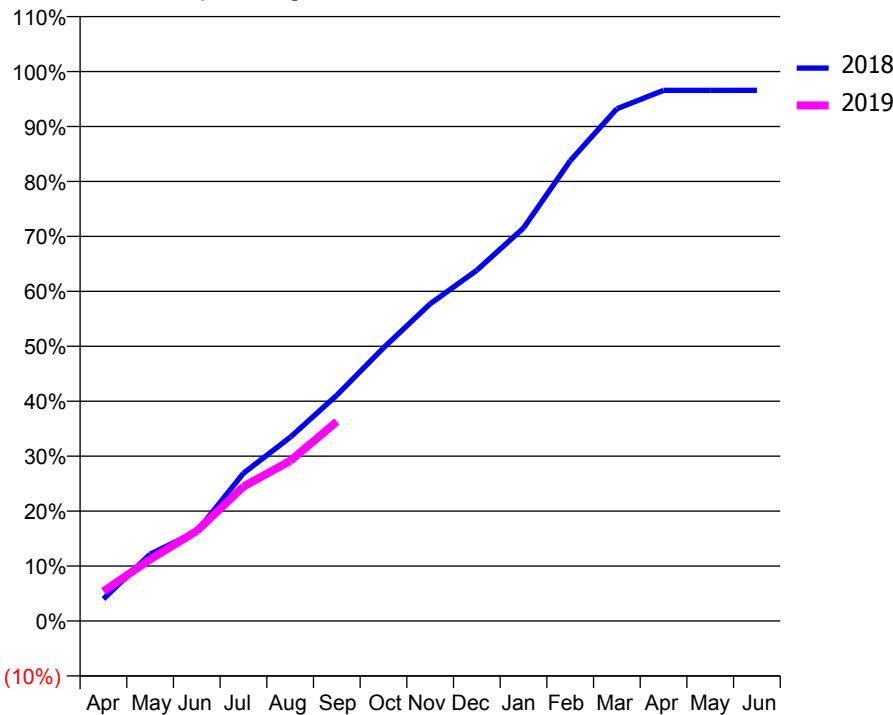
### ACCESS\*

Patients seen in 24 months	Total	Change since previous quarter
Quarter ending September 2017	2,338	
Quarter ending December 2017	2,346	→
Quarter ending March 2018	2,383	→
Quarter ending June 2018	2,396	→
Quarter ending September 2018	2,439	→
<b>Variance since September 2017</b>	<b>4.3%</b>	<b>↑</b>



### ACTIVITY

Cumulative percentage of contracted UDA delivered 2018 & 2019



Month	Adjusted Scheduled Activity (UDA)	
	2018	2019
April	438	587
May	1,322	1,221
June	1,772	1,783
July	2,924	2,661
August	3,632	3,166
September	4,466	3,946
October	5,402	
November	6,273	
December	6,938	
January	7,775	
February	9,105	
March	10,132	
April	10,498	
May	10,498	
June	10,498	

### QUALITY

	Quantity	Base Number	Contract	AT	Region	England
% of FP17s for the same patient ID Re-attending within 3 months - Children	65	872	7.5%	10.7%	11.4%	11.6%
% of FP17s for the same patient ID Re-attending within 3 months - Adults	128	843	15.2%	14.5%	15.0%	15.5%
% of FP17s for the same patient ID Re-attending between 3 & 9 months - Children	580	872	66.5%	58.0%	59.9%	58.8%
% of FP17s for the same patient ID Re-attending between 3 & 9 months - Adults	449	843	53.3%	48.8%	52.0%	51.1%
% of FP17s for Band 1 Urgent Courses	18	1,618	1.1%	8.7%	8.0%	9.0%
% of FP17s Relating to Free Repair or Replacements	3	1,618	0.2%	0.7%	0.8%	0.8%
% of FP17s Relating to Continuations	1	1,618	0.1%	0.8%	0.9%	0.9%
% of Patients satisfied with the dentistry they have received	2	2	N/A	94.2%	93.5%	93.3%
% of Patients satisfied with the time they had to wait for an appointment	2	2	N/A	87.2%	89.1%	88.9%

\* This is based on patients treated on this contract for their most recent course of treatment. Figures in italics indicate the base number of FP17s or Patient Questionnaire responses are less than 100. N/A is shown where the base number of responses is less than 10 during the period. % is calculated as Quantity/Base number\*100

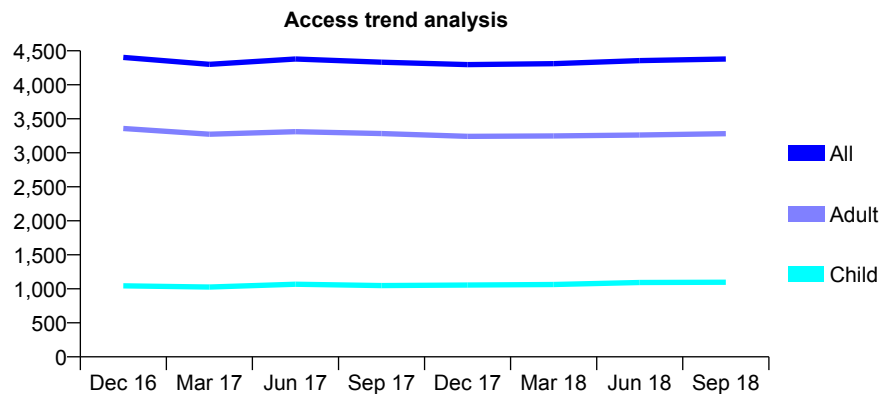
## Q58 - Vital Signs At a Glance Contract Report for 946656/0002 - September 2018

Name or company name	MR GS LIDDER
Contract type name	GDS Contract
Purpose of contract	General
Contract start date	22/12/2007
Contract end date	

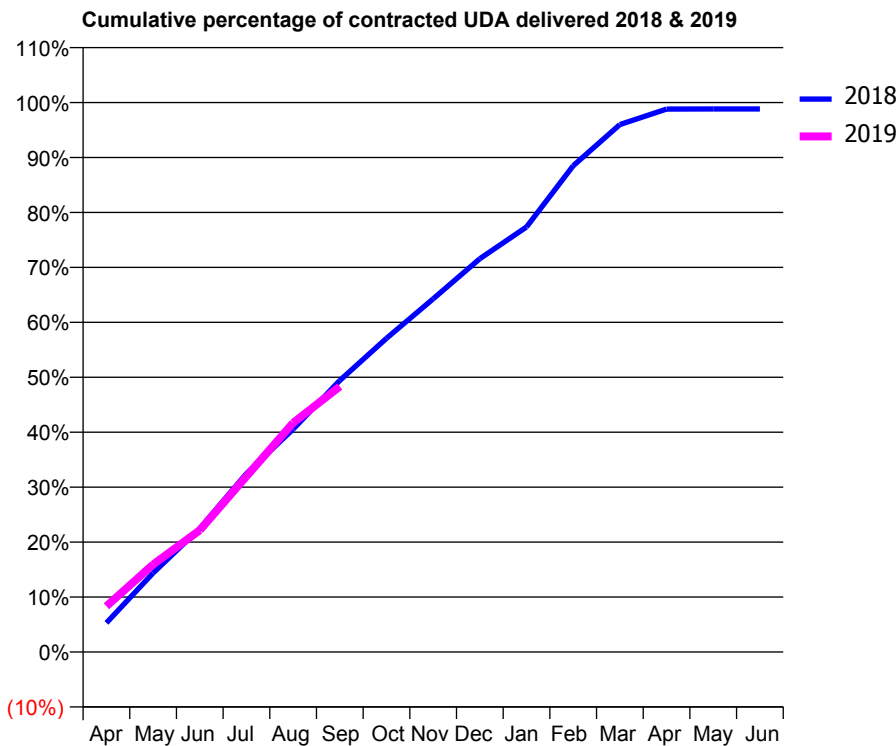
18/19 Contracted general activity (UDA)	10,493
Carry forward general activity (UDA)	0
18/19 Contracted orthodontic activity (UOA)	0
Carry forward orthodontic activity (UOA)	0
Baseline contract value	£363,061.45

### ACCESS\*

Patients seen in 24 months	Total	Change since previous quarter
Quarter ending September 2017	4,333	
Quarter ending December 2017	4,298	→
Quarter ending March 2018	4,311	→
Quarter ending June 2018	4,355	→
Quarter ending September 2018	4,380	→
<b>Variance since September 2017</b>	<b>1.1%</b>	<b>→</b>



### ACTIVITY



Month	Adjusted Scheduled Activity (UDA)	
	2018	2019
April	556	875
May	1,508	1,672
June	2,358	2,326
July	3,408	3,354
August	4,256	4,375
September	5,185	5,072
October	5,990	
November	6,745	
December	7,510	
January	8,115	
February	9,286	
March	10,071	
April	10,367	
May	10,371	
June	10,371	

### QUALITY

	Quantity	Base Number	Contract	AT	Region	England
% of FP17s for the same patient ID Re-attending within 3 months - Children	79	912	8.7%	10.7%	11.4%	11.6%
% of FP17s for the same patient ID Re-attending within 3 months - Adults	339	2,242	15.1%	14.5%	15.0%	15.5%
% of FP17s for the same patient ID Re-attending between 3 & 9 months - Children	534	912	58.6%	58.0%	59.9%	58.8%
% of FP17s for the same patient ID Re-attending between 3 & 9 months - Adults	1,216	2,242	54.2%	48.8%	52.0%	51.1%
% of FP17s for Band 1 Urgent Courses	179	2,645	6.8%	8.7%	8.0%	9.0%
% of FP17s Relating to Free Repair or Replacements	16	2,645	0.6%	0.7%	0.8%	0.8%
% of FP17s Relating to Continuations	23	2,645	0.9%	0.8%	0.9%	0.9%
% of Patients satisfied with the dentistry they have received	1	1	N/A	94.2%	93.5%	93.3%
% of Patients satisfied with the time they had to wait for an appointment	1	1	N/A	87.2%	89.1%	88.9%

\* This is based on patients treated on this contract for their most recent course of treatment. Figures in italics indicate the base number of FP17s or Patient Questionnaire responses are less than 100. N/A is shown where the base number of responses is less than 10 during the period. % is calculated as Quantity/Base number\*100



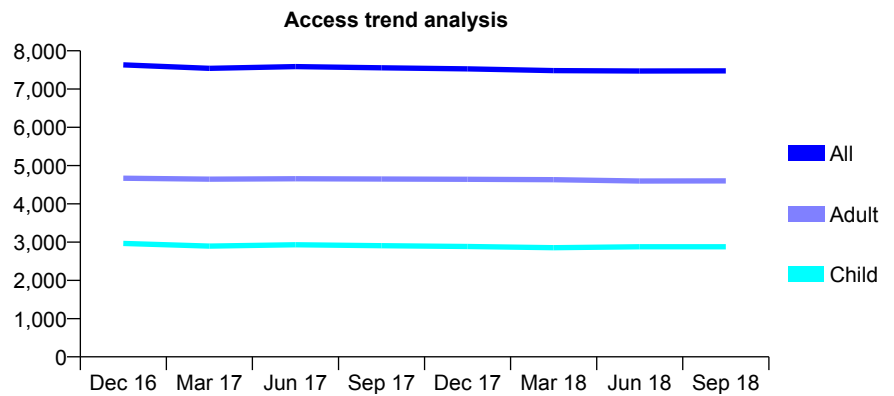
## Q58 - Vital Signs At a Glance Contract Report for 946931/0001 - September 2018

Name or company name	All Smiles Dental Care
Contract type name	GDS Contract
Purpose of contract	General
Contract start date	01/04/2006
Contract end date	

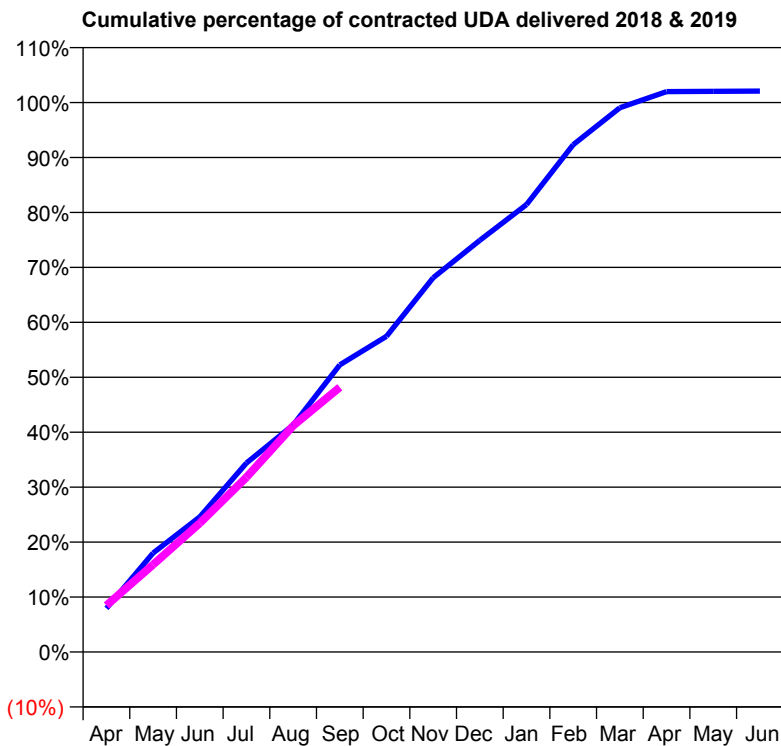
18/19 Contracted general activity (UDA)	15,649
Carry forward general activity (UDA)	-312
18/19 Contracted orthodontic activity (UOA)	0
Carry forward orthodontic activity (UOA)	0
Baseline contract value	£421,245.45

### ACCESS\*

Patients seen in 24 months	Total	Change since previous quarter
Quarter ending September 2017	7,556	
Quarter ending December 2017	7,526	→
Quarter ending March 2018	7,482	→
Quarter ending June 2018	7,473	→
Quarter ending September 2018	7,477	→
<b>Variance since September 2017</b>	<b>(1.0%)</b>	<b>↓</b>



### ACTIVITY



Month	Adjusted Scheduled Activity (UDA)	
	2018	2019
April	1,245	1,326
May	2,820	2,488
June	3,849	3,669
July	5,383	4,978
August	6,465	6,444
September	8,178	7,541
October	8,990	
November	10,658	
December	11,725	
January	12,743	
February	14,449	
March	15,499	
April	15,960	
May	15,966	
June	15,973	

### QUALITY

	Quantity	Base Number	Contract	AT	Region	England
% of FP17s for the same patient ID Re-attending within 3 months - Children	114	2,249	5.1%	10.7%	11.4%	11.6%
% of FP17s for the same patient ID Re-attending within 3 months - Adults	276	3,011	9.2%	14.5%	15.0%	15.5%
% of FP17s for the same patient ID Re-attending between 3 & 9 months - Children	1,529	2,249	68.0%	58.0%	59.9%	58.8%
% of FP17s for the same patient ID Re-attending between 3 & 9 months - Adults	1,851	3,011	61.5%	48.8%	52.0%	51.1%
% of FP17s for Band 1 Urgent Courses	308	4,958	6.2%	8.7%	8.0%	9.0%
% of FP17s Relating to Free Repair or Replacements	0	4,958	0.0%	0.7%	0.8%	0.8%
% of FP17s Relating to Continuations	17	4,958	0.3%	0.8%	0.9%	0.9%
% of Patients satisfied with the dentistry they have received	2	2	N/A	94.2%	93.5%	93.3%
% of Patients satisfied with the time they had to wait for an appointment	2	2	N/A	87.2%	89.1%	88.9%

\* This is based on patients treated on this contract for their most recent course of treatment. Figures in italics indicate the base number of FP17s or Patient Questionnaire responses are less than 100. N/A is shown where the base number of responses is less than 10 during the period. % is calculated as Quantity/Base number\*100

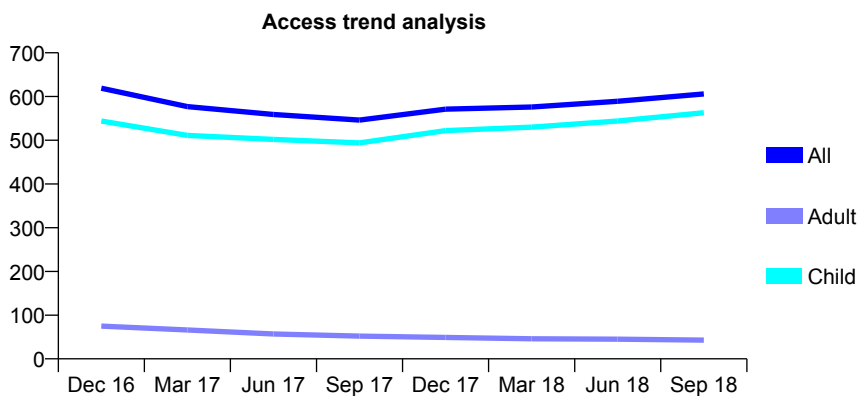
## Q58 - Vital Signs At a Glance Contract Report for 951056/0001 - September 2018

Name or company name	Uma Madhav
Contract type name	GDS Contract
Purpose of contract	General
Contract start date	01/04/2006
Contract end date	

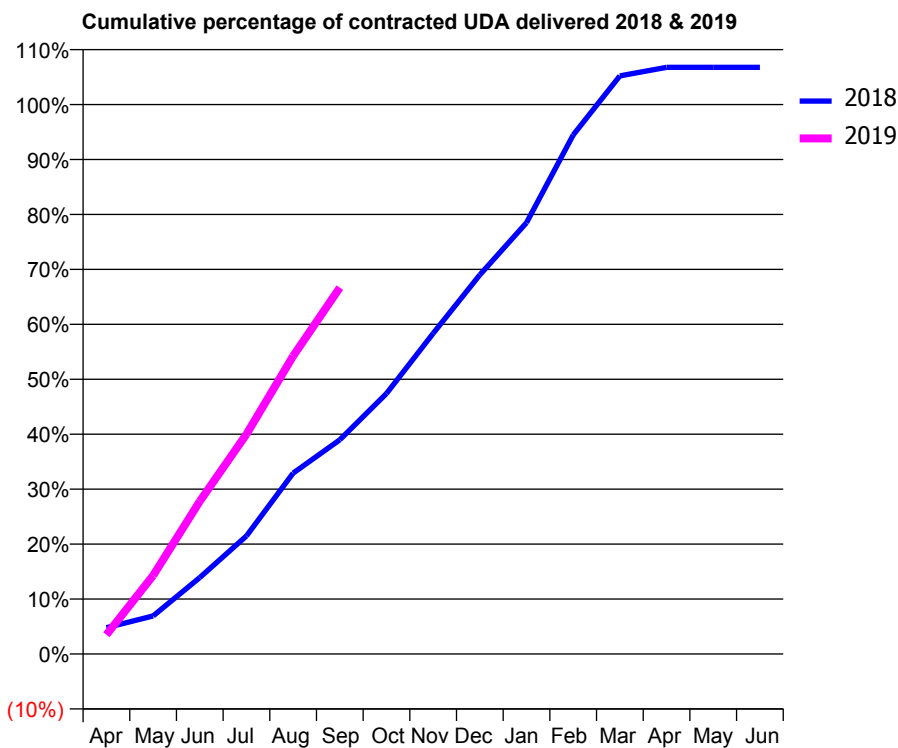
18/19 Contracted general activity (UDA)	980
Carry forward general activity (UDA)	0
18/19 Contracted orthodontic activity (UOA)	0
Carry forward orthodontic activity (UOA)	0
Baseline contract value	£25,248.65

### ACCESS\*

Patients seen in 24 months	Total	Change since previous quarter
Quarter ending September 2017	546	
Quarter ending December 2017	571	↑
Quarter ending March 2018	576	→
Quarter ending June 2018	589	↑
Quarter ending September 2018	606	↑
<b>Variance since September 2017</b>	<b>11.0%</b>	<b>↑</b>



### ACTIVITY



Month	Adjusted Scheduled Activity (UDA)	
	2018	2019
April	47	34
May	68	140
June	136	272
July	211	392
August	323	531
September	382	653
October	465	
November	572	
December	676	
January	769	
February	926	
March	1,031	
April	1,046	
May	1,046	
June	1,046	

### QUALITY

	Quantity	Base Number	Contract	AT	Region	England
% of FP17s for the same patient ID Re-attending within 3 months - Children	34	457	7.4%	10.7%	11.4%	11.6%
% of FP17s for the same patient ID Re-attending within 3 months - Adults	0	0	N/A	14.5%	15.0%	15.5%
% of FP17s for the same patient ID Re-attending between 3 & 9 months - Children	236	457	51.6%	58.0%	59.9%	58.8%
% of FP17s for the same patient ID Re-attending between 3 & 9 months - Adults	0	0	N/A	48.8%	52.0%	51.1%
% of FP17s for Band 1 Urgent Courses	12	438	2.7%	8.7%	8.0%	9.0%
% of FP17s Relating to Free Repair or Replacements	0	438	0.0%	0.7%	0.8%	0.8%
% of FP17s Relating to Continuations	1	438	0.2%	0.8%	0.9%	0.9%
% of Patients satisfied with the dentistry they have received	0	0	N/A	94.2%	93.5%	93.3%
% of Patients satisfied with the time they had to wait for an appointment	0	0	N/A	87.2%	89.1%	88.9%

\* This is based on patients treated on this contract for their most recent course of treatment. Figures in italics indicate the base number of FP17s or Patient Questionnaire responses are less than 100. N/A is shown where the base number of responses is less than 10 during the period. % is calculated as Quantity/Base number\*100

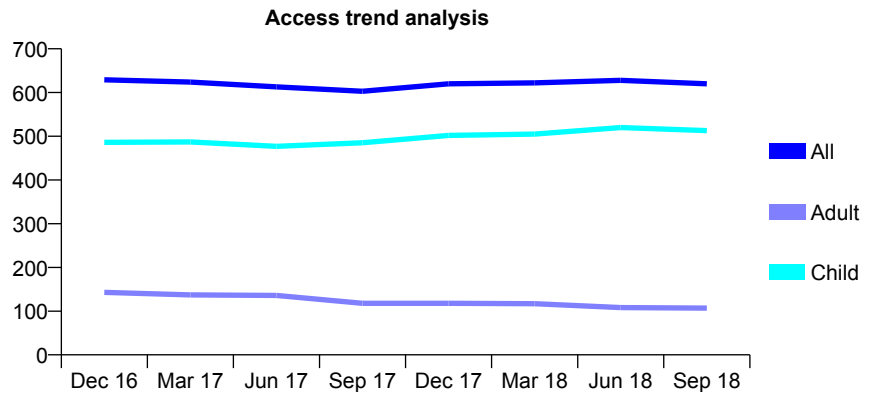
## Q58 - Vital Signs At a Glance Contract Report for 952451/0001 - September 2018

Name or company name	MISS D GANGULI
Contract type name	GDS Contract
Purpose of contract	General
Contract start date	01/12/2010
Contract end date	

18/19 Contracted general activity (UDA)	1,146
Carry forward general activity (UDA)	0
18/19 Contracted orthodontic activity (UOA)	0
Carry forward orthodontic activity (UOA)	0
Baseline contract value	£31,875.85

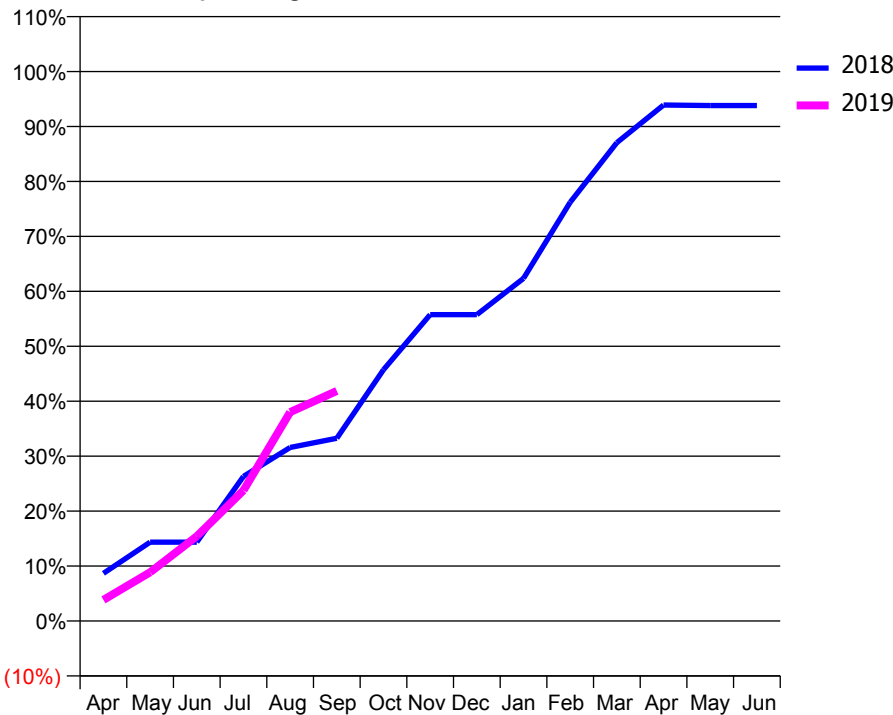
### ACCESS\*

Patients seen in 24 months	Total	Change since previous quarter
Quarter ending September 2017	603	
Quarter ending December 2017	620	↑
Quarter ending March 2018	622	→
Quarter ending June 2018	628	→
Quarter ending September 2018	620	↓
<b>Variance since September 2017</b>	<b>2.8%</b>	<b>↑</b>



### ACTIVITY

Cumulative percentage of contracted UDA delivered 2018 & 2019



Adjusted Scheduled Activity (UDA)		
Month	2018	2019
April	99	44
May	164	102
June	164	177
July	302	272
August	362	436
September	381	480
October	524	
November	639	
December	639	
January	715	
February	873	
March	998	
April	1,076	
May	1,075	
June	1,075	

### QUALITY

	Quantity	Base Number	Contract	AT	Region	England
% of FP17s for the same patient ID Re-attending within 3 months - Children	7	363	1.9%	10.7%	11.4%	11.6%
% of FP17s for the same patient ID Re-attending within 3 months - Adults	7	48	14.6%	14.5%	15.0%	15.5%
% of FP17s for the same patient ID Re-attending between 3 & 9 months - Children	206	363	56.7%	58.0%	59.9%	58.8%
% of FP17s for the same patient ID Re-attending between 3 & 9 months - Adults	18	48	37.5%	48.8%	52.0%	51.1%
% of FP17s for Band 1 Urgent Courses	19	355	5.4%	8.7%	8.0%	9.0%
% of FP17s Relating to Free Repair or Replacements	0	355	0.0%	0.7%	0.8%	0.8%
% of FP17s Relating to Continuations	0	355	0.0%	0.8%	0.9%	0.9%
% of Patients satisfied with the dentistry they have received	1	1	N/A	94.2%	93.5%	93.3%
% of Patients satisfied with the time they had to wait for an appointment	1	1	N/A	87.2%	89.1%	88.9%

\* This is based on patients treated on this contract for their most recent course of treatment. Figures in italics indicate the base number of FP17s or Patient Questionnaire responses are less than 100. N/A is shown where the base number of responses is less than 10 during the period. % is calculated as Quantity/Base number\*100

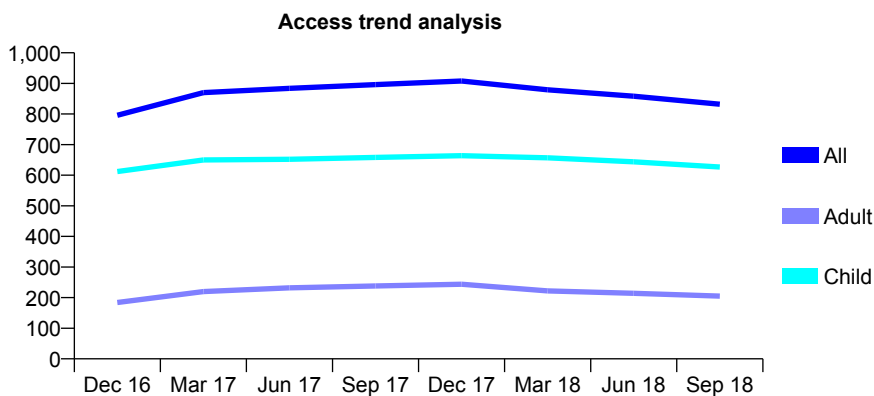
## Q58 - Vital Signs At a Glance Contract Report for 960845/0001 - September 2018

Name or company name	MR K SAEED
Contract type name	GDS Contract
Purpose of contract	General
Contract start date	05/02/2008
Contract end date	

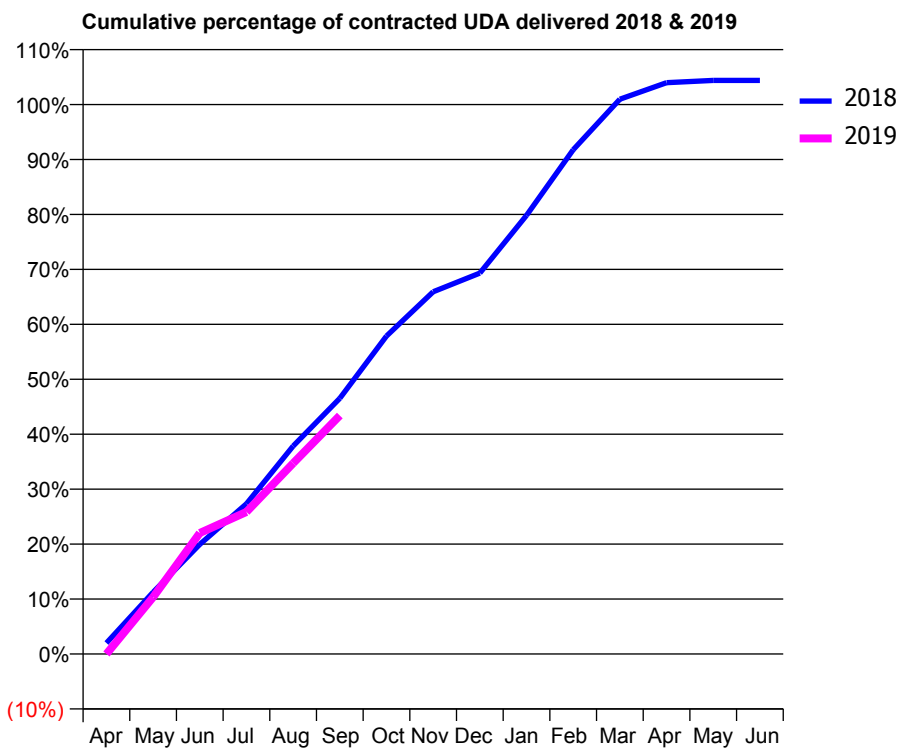
18/19 Contracted general activity (UDA)	1,938
Carry forward general activity (UDA)	0
18/19 Contracted orthodontic activity (UOA)	0
Carry forward orthodontic activity (UOA)	0
Baseline contract value	£42,405.49

### ACCESS\*

Patients seen in 24 months	Total	Change since previous quarter
Quarter ending September 2017	896	
Quarter ending December 2017	908	→
Quarter ending March 2018	879	↓
Quarter ending June 2018	858	↓
Quarter ending September 2018	832	↓
<b>Variance since September 2017</b>	<b>(7.1%)</b>	<b>↓</b>



### ACTIVITY



Adjusted Scheduled Activity (UDA)		
Month	2018	2019
April	39	0
May	218	200
June	387	427
July	530	501
August	734	673
September	902	841
October	1,121	
November	1,278	
December	1,343	
January	1,547	
February	1,778	
March	1,957	
April	2,015	
May	2,023	
June	2,023	

### QUALITY

	Quantity	Base Number	Contract	AT	Region	England
% of FP17s for the same patient ID Re-attending within 3 months - Children	22	440	5.0%	10.7%	11.4%	11.6%
% of FP17s for the same patient ID Re-attending within 3 months - Adults	16	118	13.6%	14.5%	15.0%	15.5%
% of FP17s for the same patient ID Re-attending between 3 & 9 months - Children	335	440	76.1%	58.0%	59.9%	58.8%
% of FP17s for the same patient ID Re-attending between 3 & 9 months - Adults	74	118	62.7%	48.8%	52.0%	51.1%
% of FP17s for Band 1 Urgent Courses	10	514	1.9%	8.7%	8.0%	9.0%
% of FP17s Relating to Free Repair or Replacements	0	514	0.0%	0.7%	0.8%	0.8%
% of FP17s Relating to Continuations	0	514	0.0%	0.8%	0.9%	0.9%
% of Patients satisfied with the dentistry they have received	1	1	N/A	94.2%	93.5%	93.3%
% of Patients satisfied with the time they had to wait for an appointment	1	1	N/A	87.2%	89.1%	88.9%

\* This is based on patients treated on this contract for their most recent course of treatment. Figures in italics indicate the base number of FP17s or Patient Questionnaire responses are less than 100. N/A is shown where the base number of responses is less than 10 during the period. % is calculated as Quantity/Base number\*100

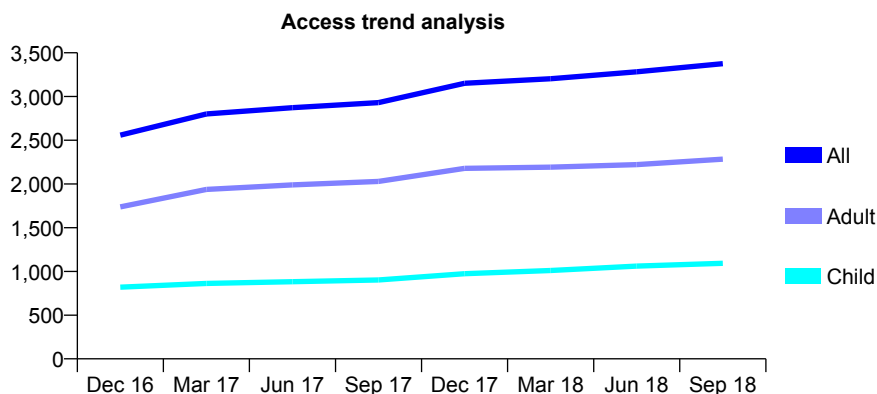
## Q58 - Vital Signs At a Glance Contract Report for 963577/0001 - September 2018

Name or company name	MR VB SHAH
Contract type name	GDS Contract
Purpose of contract	General
Contract start date	01/05/2011
Contract end date	

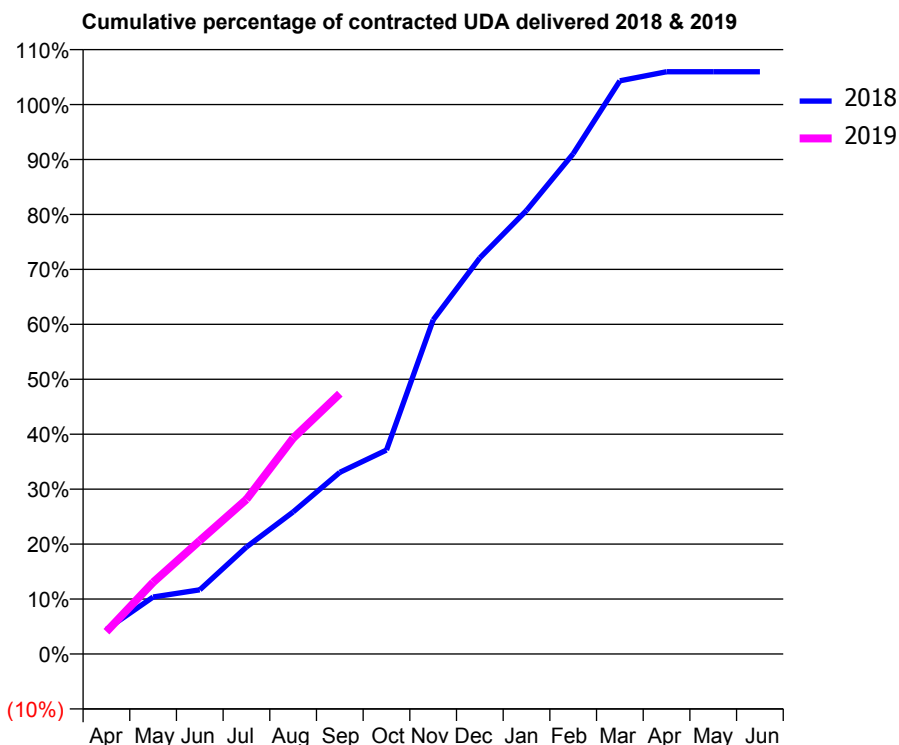
18/19 Contracted general activity (UDA)	8,207
Carry forward general activity (UDA)	0
18/19 Contracted orthodontic activity (UOA)	0
Carry forward orthodontic activity (UOA)	0
Baseline contract value	£205,487.25

### ACCESS\*

Patients seen in 24 months	Total	Change since previous quarter
Quarter ending September 2017	2,931	
Quarter ending December 2017	3,151	↑
Quarter ending March 2018	3,203	→
Quarter ending June 2018	3,283	↑
Quarter ending September 2018	3,376	↑
<b>Variance since September 2017</b>	<b>15.2%</b>	<b>↑</b>



### ACTIVITY



Month	Adjusted Scheduled Activity (UDA)	
	2018	2019
April	368	334
May	852	1,071
June	960	1,694
July	1,599	2,309
August	2,122	3,224
September	2,713	3,888
October	3,046	
November	4,990	
December	5,917	
January	6,626	
February	7,472	
March	8,561	
April	8,696	
May	8,696	
June	8,696	

### QUALITY

	Quantity	Base Number	Contract	AT	Region	England
% of FP17s for the same patient ID Re-attending within 3 months - Children	60	746	8.0%	10.7%	11.4%	11.6%
% of FP17s for the same patient ID Re-attending within 3 months - Adults	183	1,275	14.4%	14.5%	15.0%	15.5%
% of FP17s for the same patient ID Re-attending between 3 & 9 months - Children	376	746	50.4%	58.0%	59.9%	58.8%
% of FP17s for the same patient ID Re-attending between 3 & 9 months - Adults	549	1,275	43.1%	48.8%	52.0%	51.1%
% of FP17s for Band 1 Urgent Courses	218	1,670	13.1%	8.7%	8.0%	9.0%
% of FP17s Relating to Free Repair or Replacements	1	1,670	0.1%	0.7%	0.8%	0.8%
% of FP17s Relating to Continuations	16	1,670	1.0%	0.8%	0.9%	0.9%
% of Patients satisfied with the dentistry they have received	0	0	N/A	94.2%	93.5%	93.3%
% of Patients satisfied with the time they had to wait for an appointment	0	0	N/A	87.2%	89.1%	88.9%

\* This is based on patients treated on this contract for their most recent course of treatment. Figures in italics indicate the base number of FP17s or Patient Questionnaire responses are less than 100. N/A is shown where the base number of responses is less than 10 during the period. % is calculated as Quantity/Base number\*100

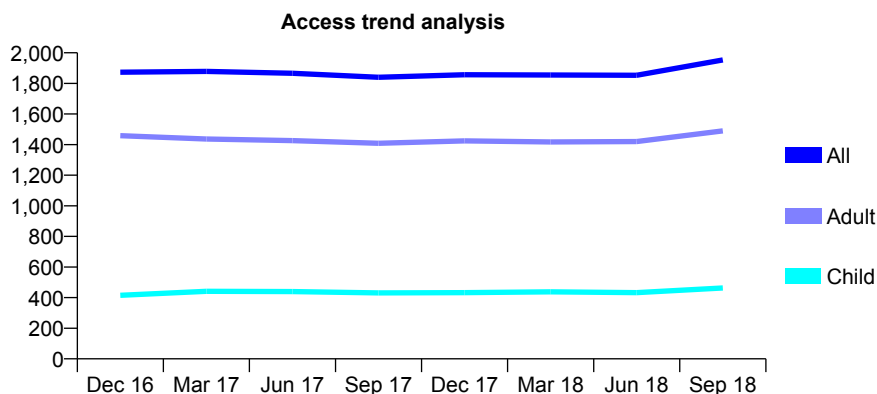
## Q58 - Vital Signs At a Glance Contract Report for 963623/0001 - September 2018

Name or company name	MRS FD AIMEY
Contract type name	GDS Contract
Purpose of contract	General
Contract start date	02/10/2006
Contract end date	

18/19 Contracted general activity (UDA)	11,125
Carry forward general activity (UDA)	34
18/19 Contracted orthodontic activity (UOA)	0
Carry forward orthodontic activity (UOA)	0
Baseline contract value	£218,086.13

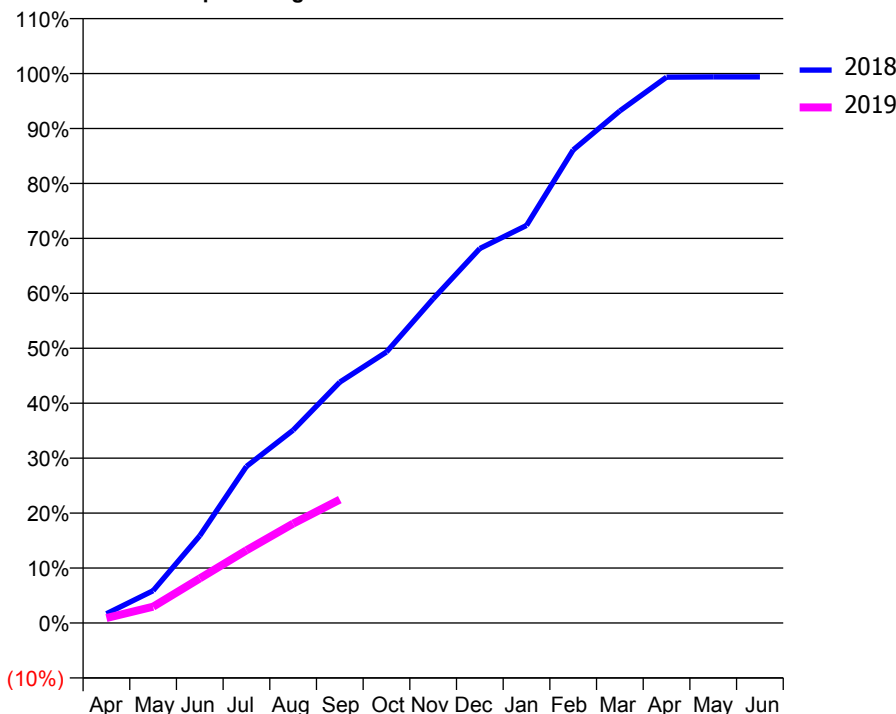
### ACCESS\*

Patients seen in 24 months	Total	Change since previous quarter
Quarter ending September 2017	1,840	
Quarter ending December 2017	1,857	→
Quarter ending March 2018	1,855	→
Quarter ending June 2018	1,853	→
Quarter ending September 2018	1,953	↑
<b>Variance since September 2017</b>	<b>6.1%</b>	<b>↑</b>



### ACTIVITY

Cumulative percentage of contracted UDA delivered 2018 & 2019



Adjusted Scheduled Activity (UDA)

Month	2018	2019
April	94	101
May	330	331
June	893	903
July	1,603	1,472
August	1,975	2,011
September	2,466	2,498
October	2,774	
November	3,319	
December	3,833	
January	4,069	
February	4,843	
March	5,243	
April	5,588	
May	5,591	
June	5,591	

### QUALITY

	Quantity	Base Number	Contract	AT	Region	England
% of FP17s for the same patient ID Re-attending within 3 months - Children	32	318	10.1%	10.7%	11.4%	11.6%
% of FP17s for the same patient ID Re-attending within 3 months - Adults	137	832	16.5%	14.5%	15.0%	15.5%
% of FP17s for the same patient ID Re-attending between 3 & 9 months - Children	141	318	44.3%	58.0%	59.9%	58.8%
% of FP17s for the same patient ID Re-attending between 3 & 9 months - Adults	261	832	31.4%	48.8%	52.0%	51.1%
% of FP17s for Band 1 Urgent Courses	148	999	14.8%	8.7%	8.0%	9.0%
% of FP17s Relating to Free Repair or Replacements	13	999	1.3%	0.7%	0.8%	0.8%
% of FP17s Relating to Continuations	5	999	0.5%	0.8%	0.9%	0.9%
% of Patients satisfied with the dentistry they have received	1	1	N/A	94.2%	93.5%	93.3%
% of Patients satisfied with the time they had to wait for an appointment	0	1	N/A	87.2%	89.1%	88.9%

\* This is based on patients treated on this contract for their most recent course of treatment. Figures in italics indicate the base number of FP17s or Patient Questionnaire responses are less than 100. N/A is shown where the base number of responses is less than 10 during the period. % is calculated as Quantity/Base number\*100

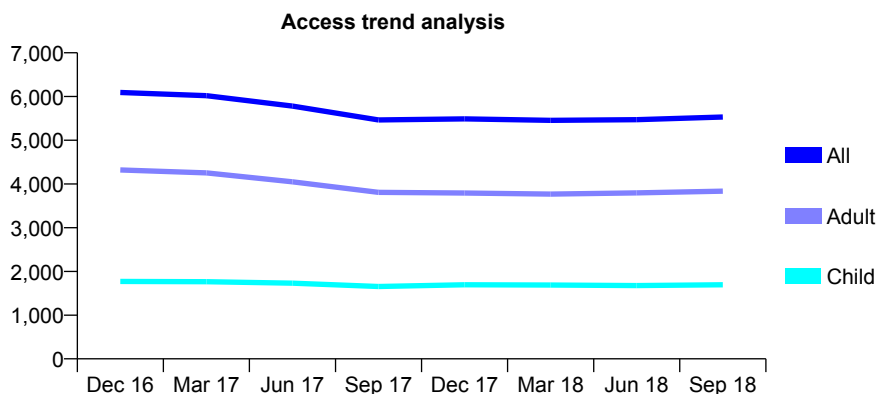
## Q58 - Vital Signs At a Glance Contract Report for 967319/0002 - September 2018

Name or company name	Dr R K Sivasubramanian and Dr R Shah
Contract type name	GDS Contract
Purpose of contract	General
Contract start date	01/08/2010
Contract end date	

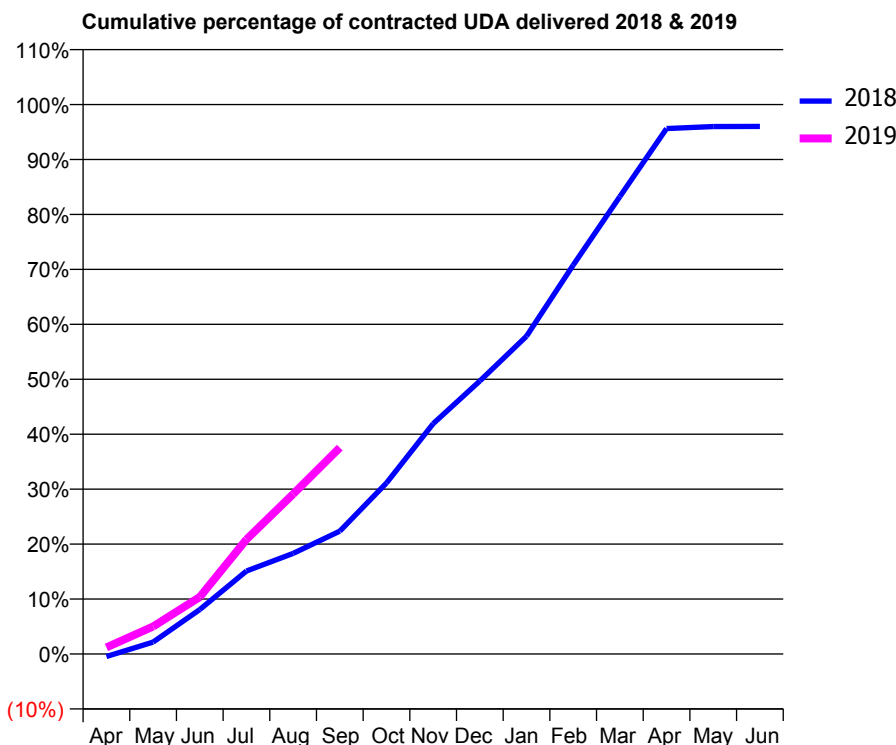
18/19 Contracted general activity (UDA)	19,763
Carry forward general activity (UDA)	0
18/19 Contracted orthodontic activity (UOA)	0
Carry forward orthodontic activity (UOA)	0
Baseline contract value	£496,944.95

### ACCESS\*

Patients seen in 24 months	Total	Change since previous quarter
Quarter ending September 2017	5,465	
Quarter ending December 2017	5,489	→
Quarter ending March 2018	5,456	→
Quarter ending June 2018	5,471	→
Quarter ending September 2018	5,530	→
<b>Variance since September 2017</b>	<b>1.2%</b>	<b>→</b>



### ACTIVITY



Month	Adjusted Scheduled Activity (UDA)	
	2018	2019
April	-95	235
May	430	989
June	1,602	2,052
July	2,984	4,120
August	3,617	5,754
September	4,417	7,423
October	6,149	
November	8,287	
December	9,821	
January	11,431	
February	13,988	
March	16,453	
April	18,899	
May	18,970	
June	18,976	

### QUALITY

	Quantity	Base Number	Contract	AT	Region	England
% of FP17s for the same patient ID Re-attending within 3 months - Children	109	1,060	10.3%	10.7%	11.4%	11.6%
% of FP17s for the same patient ID Re-attending within 3 months - Adults	307	2,135	14.4%	14.5%	15.0%	15.5%
% of FP17s for the same patient ID Re-attending between 3 & 9 months - Children	489	1,060	46.1%	58.0%	59.9%	58.8%
% of FP17s for the same patient ID Re-attending between 3 & 9 months - Adults	823	2,135	38.5%	48.8%	52.0%	51.1%
% of FP17s for Band 1 Urgent Courses	324	2,607	12.4%	8.7%	8.0%	9.0%
% of FP17s Relating to Free Repair or Replacements	8	2,607	0.3%	0.7%	0.8%	0.8%
% of FP17s Relating to Continuations	2	2,607	0.1%	0.8%	0.9%	0.9%
% of Patients satisfied with the dentistry they have received	6	6	N/A	94.2%	93.5%	93.3%
% of Patients satisfied with the time they had to wait for an appointment	5	6	N/A	87.2%	89.1%	88.9%

\* This is based on patients treated on this contract for their most recent course of treatment. Figures in italics indicate the base number of FP17s or Patient Questionnaire responses are less than 100. N/A is shown where the base number of responses is less than 10 during the period. % is calculated as Quantity/Base number\*100

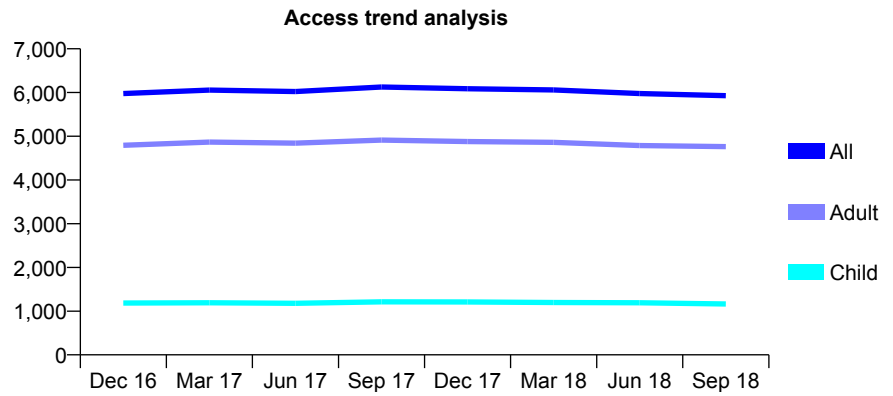
## Q58 - Vital Signs At a Glance Contract Report for 967319/0003 - September 2018

Name or company name	MR RK SIVASUBRAMANIAN
Contract type name	GDS Contract
Purpose of contract	General
Contract start date	13/02/2014
Contract end date	

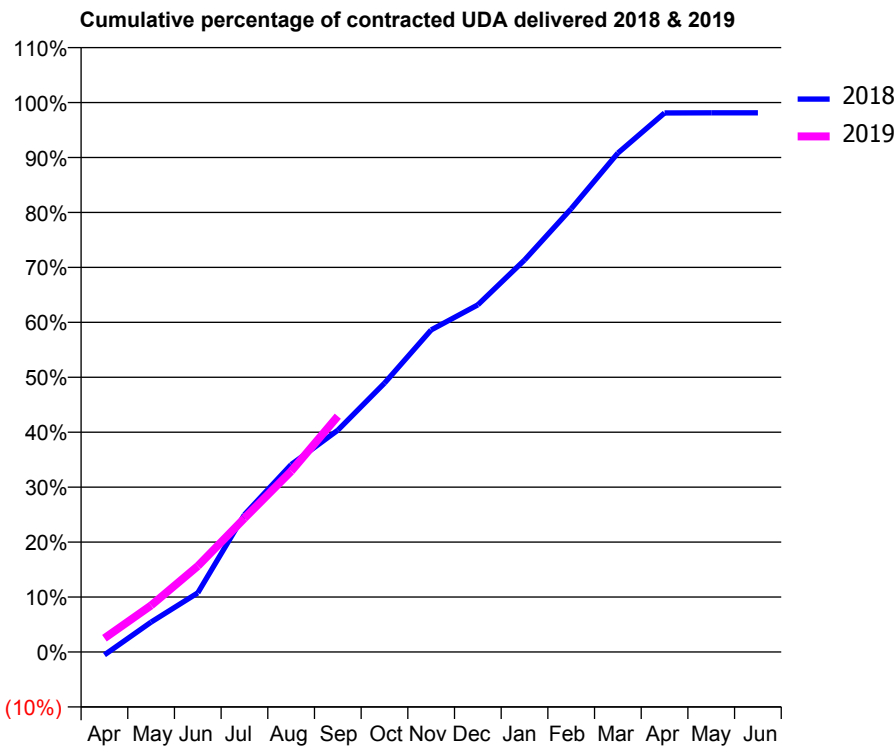
18/19 Contracted general activity (UDA)	14,084
Carry forward general activity (UDA)	0
18/19 Contracted orthodontic activity (UOA)	0
Carry forward orthodontic activity (UOA)	0
Baseline contract value	£316,376.65

### ACCESS\*

Patients seen in 24 months	Total	Change since previous quarter
Quarter ending September 2017	6,126	
Quarter ending December 2017	6,086	→
Quarter ending March 2018	6,058	→
Quarter ending June 2018	5,976	↓
Quarter ending September 2018	5,928	→
<b>Variance since September 2017</b>	<b>(3.2%)</b>	<b>↓</b>



### ACTIVITY



Adjusted Scheduled Activity (UDA)		
Month	2018	2019
April	-78	354
May	767	1,194
June	1,515	2,204
July	3,521	3,430
August	4,804	4,633
September	5,686	6,046
October	6,892	
November	8,256	
December	8,899	
January	10,047	
February	11,363	
March	12,786	
April	13,817	
May	13,818	
June	13,818	

### QUALITY

	Quantity	Base Number	Contract	AT	Region	England
% of FP17s for the same patient ID Re-attending within 3 months - Children	23	665	3.5%	10.7%	11.4%	11.6%
% of FP17s for the same patient ID Re-attending within 3 months - Adults	327	2,530	12.9%	14.5%	15.0%	15.5%
% of FP17s for the same patient ID Re-attending between 3 & 9 months - Children	254	665	38.2%	58.0%	59.9%	58.8%
% of FP17s for the same patient ID Re-attending between 3 & 9 months - Adults	835	2,530	33.0%	48.8%	52.0%	51.1%
% of FP17s for Band 1 Urgent Courses	242	2,865	8.4%	8.7%	8.0%	9.0%
% of FP17s Relating to Free Repair or Replacements	51	2,865	1.8%	0.7%	0.8%	0.8%
% of FP17s Relating to Continuations	38	2,865	1.3%	0.8%	0.9%	0.9%
% of Patients satisfied with the dentistry they have received	3	3	N/A	94.2%	93.5%	93.3%
% of Patients satisfied with the time they had to wait for an appointment	3	3	N/A	87.2%	89.1%	88.9%

\* This is based on patients treated on this contract for their most recent course of treatment. Figures in italics indicate the base number of FP17s or Patient Questionnaire responses are less than 100. N/A is shown where the base number of responses is less than 10 during the period. % is calculated as Quantity/Base number\*100



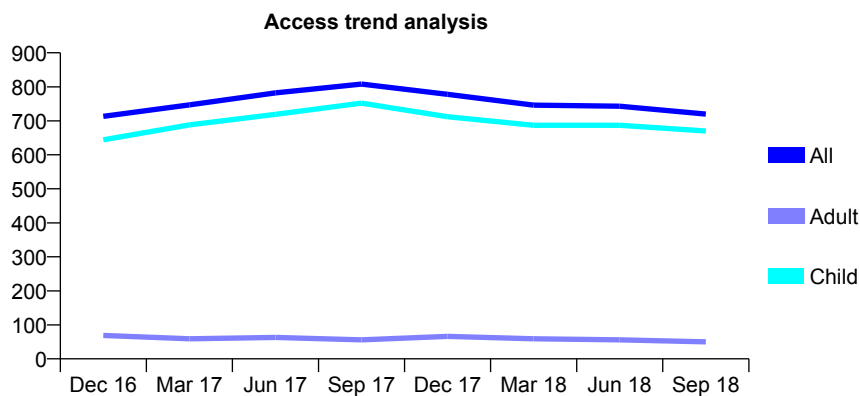
## Q58 - Vital Signs At a Glance Contract Report for 976334/0001 - September 2018

Name or company name	MISS U MADHAV
Contract type name	GDS Contract
Purpose of contract	General
Contract start date	01/04/2014
Contract end date	

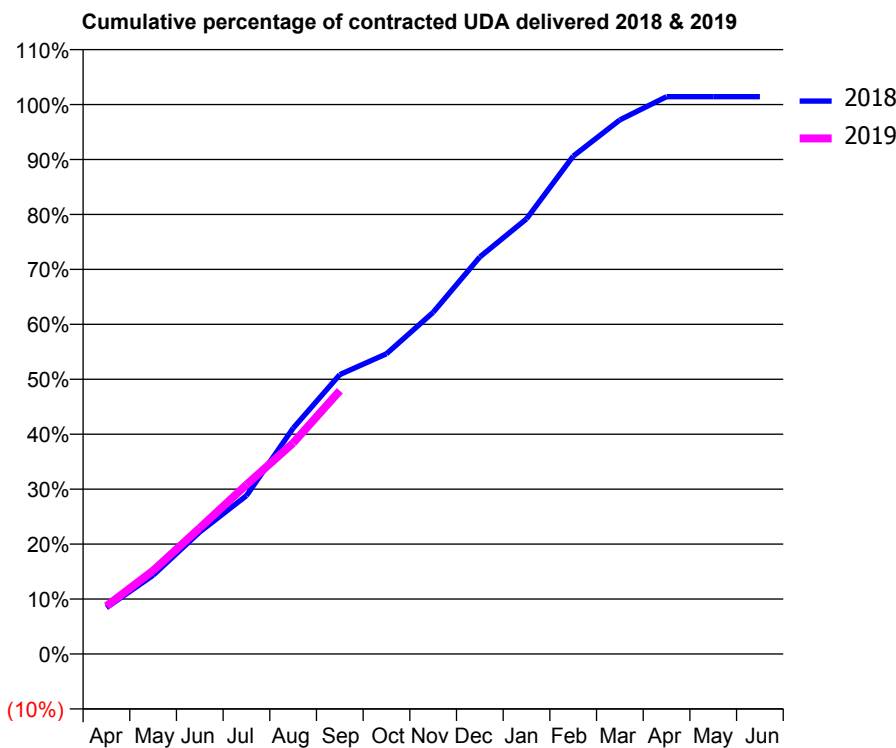
18/19 Contracted general activity (UDA)	1,500
Carry forward general activity (UDA)	0
18/19 Contracted orthodontic activity (UOA)	0
Carry forward orthodontic activity (UOA)	0
Baseline contract value	£38,496.16

### ACCESS\*

Patients seen in 24 months	Total	Change since previous quarter
Quarter ending September 2017	808	
Quarter ending December 2017	778	↓
Quarter ending March 2018	746	↓
Quarter ending June 2018	743	→
Quarter ending September 2018	720	↓
<b>Variance since September 2017</b>	<b>(10.9%)</b>	<b>↓</b>



### ACTIVITY



Month	Adjusted Scheduled Activity (UDA)	
	2018	2019
April	126	131
May	215	228
June	333	344
July	432	462
August	616	576
September	763	719
October	819	
November	933	
December	1,084	
January	1,188	
February	1,359	
March	1,458	
April	1,521	
May	1,521	
June	1,521	

### QUALITY

	Quantity	Base Number	Contract	AT	Region	England
% of FP17s for the same patient ID Re-attending within 3 months - Children	25	552	4.5%	10.7%	11.4%	11.6%
% of FP17s for the same patient ID Re-attending within 3 months - Adults	0	0	N/A	14.5%	15.0%	15.5%
% of FP17s for the same patient ID Re-attending between 3 & 9 months - Children	358	552	64.9%	58.0%	59.9%	58.8%
% of FP17s for the same patient ID Re-attending between 3 & 9 months - Adults	0	0	N/A	48.8%	52.0%	51.1%
% of FP17s for Band 1 Urgent Courses	8	507	1.6%	8.7%	8.0%	9.0%
% of FP17s Relating to Free Repair or Replacements	0	507	0.0%	0.7%	0.8%	0.8%
% of FP17s Relating to Continuations	2	507	0.4%	0.8%	0.9%	0.9%
% of Patients satisfied with the dentistry they have received	0	0	N/A	94.2%	93.5%	93.3%
% of Patients satisfied with the time they had to wait for an appointment	0	0	N/A	87.2%	89.1%	88.9%

\* This is based on patients treated on this contract for their most recent course of treatment. Figures in italics indicate the base number of FP17s or Patient Questionnaire responses are less than 100. N/A is shown where the base number of responses is less than 10 during the period. % is calculated as Quantity/Base number\*100

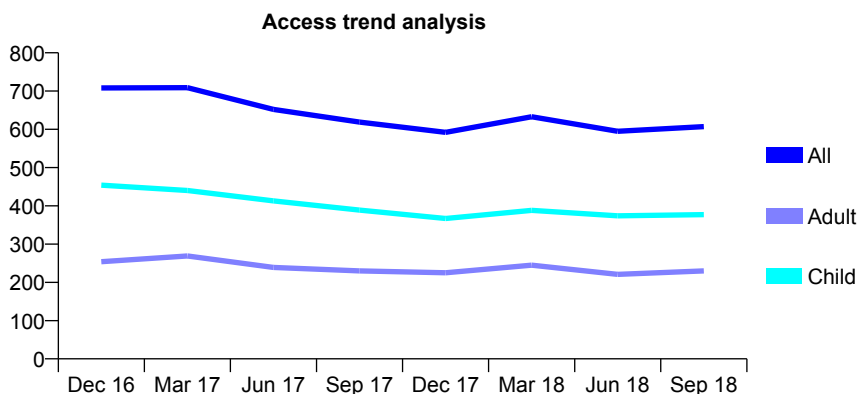
## Q58 - Vital Signs At a Glance Contract Report for 987417/0001 - September 2018

Name or company name	MISS S MITTAL
Contract type name	GDS Contract
Purpose of contract	General
Contract start date	01/12/2013
Contract end date	

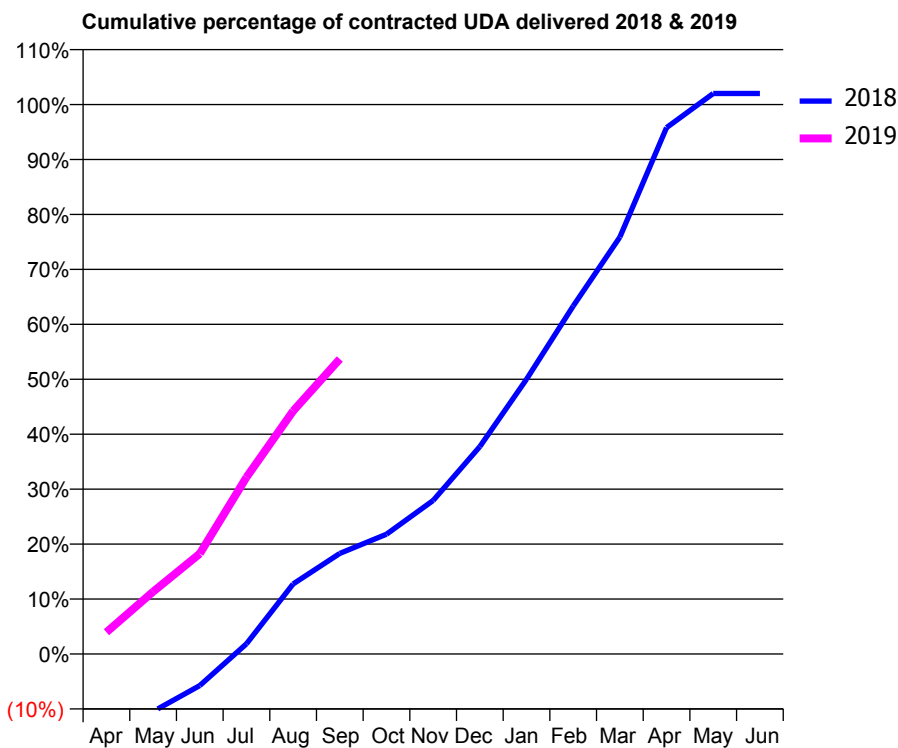
18/19 Contracted general activity (UDA)	2,246
Carry forward general activity (UDA)	0
18/19 Contracted orthodontic activity (UOA)	0
Carry forward orthodontic activity (UOA)	0
Baseline contract value	£53,859.75

### ACCESS\*

Patients seen in 24 months	Total	Change since previous quarter
Quarter ending September 2017	619	
Quarter ending December 2017	592	↓
Quarter ending March 2018	633	↑
Quarter ending June 2018	595	↓
Quarter ending September 2018	607	↑
<b>Variance since September 2017</b>	<b>(1.9%)</b>	<b>↓</b>



### ACTIVITY



Month	Adjusted Scheduled Activity (UDA)	
	2018	2019
April	-236	89
May	-236	255
June	-130	410
July	42	722
August	286	993
September	411	1,206
October	490	
November	628	
December	848	
January	1,123	
February	1,422	
March	1,704	
April	2,151	
May	2,291	
June	2,291	

### QUALITY

	Quantity	Base Number	Contract	AT	Region	England
% of FP17s for the same patient ID Re-attending within 3 months - Children	17	239	7.1%	10.7%	11.4%	11.6%
% of FP17s for the same patient ID Re-attending within 3 months - Adults	28	127	22.0%	14.5%	15.0%	15.5%
% of FP17s for the same patient ID Re-attending between 3 & 9 months - Children	138	239	57.7%	58.0%	59.9%	58.8%
% of FP17s for the same patient ID Re-attending between 3 & 9 months - Adults	30	127	23.6%	48.8%	52.0%	51.1%
% of FP17s for Band 1 Urgent Courses	34	323	10.5%	8.7%	8.0%	9.0%
% of FP17s Relating to Free Repair or Replacements	0	323	0.0%	0.7%	0.8%	0.8%
% of FP17s Relating to Continuations	0	323	0.0%	0.8%	0.9%	0.9%
% of Patients satisfied with the dentistry they have received	1	2	N/A	94.2%	93.5%	93.3%
% of Patients satisfied with the time they had to wait for an appointment	2	2	N/A	87.2%	89.1%	88.9%

\* This is based on patients treated on this contract for their most recent course of treatment. Figures in italics indicate the base number of FP17s or Patient Questionnaire responses are less than 100. N/A is shown where the base number of responses is less than 10 during the period. % is calculated as Quantity/Base number\*100

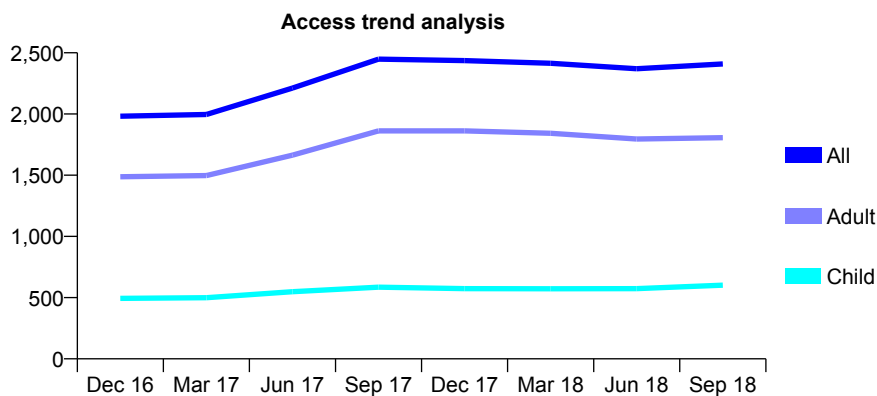
## Q58 - Vital Signs At a Glance Contract Report for 991937/0001 - September 2018

Name or company name	MR C HAJISTILLY
Contract type name	GDS Contract
Purpose of contract	General
Contract start date	01/10/2015
Contract end date	

18/19 Contracted general activity (UDA)	5,764
Carry forward general activity (UDA)	0
18/19 Contracted orthodontic activity (UOA)	0
Carry forward orthodontic activity (UOA)	0
Baseline contract value	£159,228.57

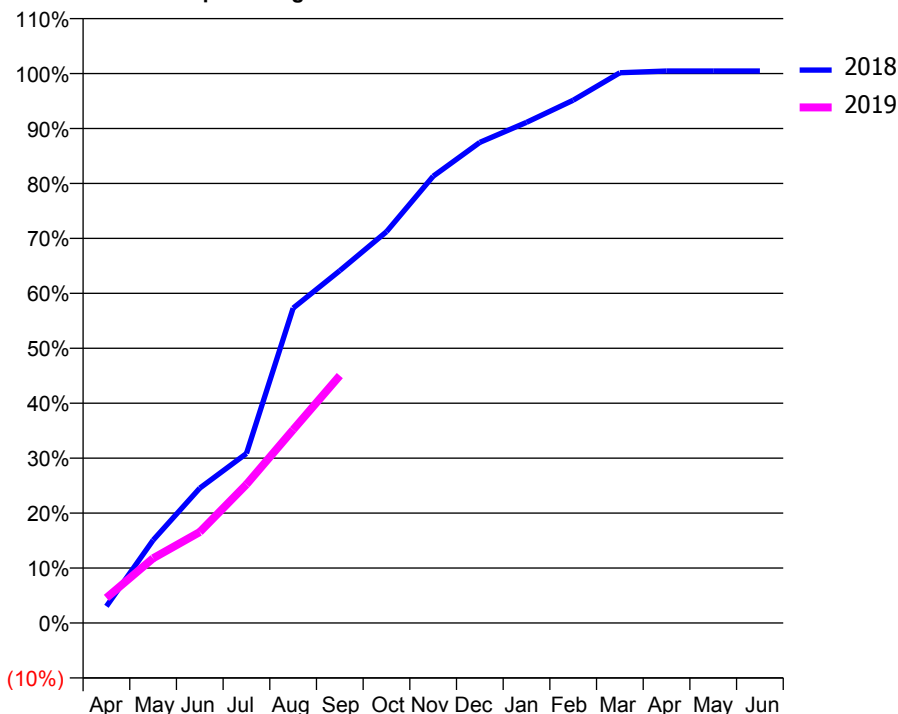
### ACCESS\*

Patients seen in 24 months	Total	Change since previous quarter
Quarter ending September 2017	2,448	
Quarter ending December 2017	2,436	→
Quarter ending March 2018	2,415	→
Quarter ending June 2018	2,370	↓
Quarter ending September 2018	2,409	→
<b>Variance since September 2017</b>	<b>(1.6%)</b>	<b>↓</b>



### ACTIVITY

Cumulative percentage of contracted UDA delivered 2018 & 2019



Month	Adjusted Scheduled Activity (UDA)	
	2018	2019
April	158	263
May	781	680
June	1,271	955
July	1,597	1,453
August	2,967	2,027
September	3,319	2,596
October	3,686	
November	4,208	
December	4,527	
January	4,716	
February	4,925	
March	5,183	
April	5,199	
May	5,199	
June	5,199	

### QUALITY

	Quantity	Base Number	Contract	AT	Region	England
% of FP17s for the same patient ID Re-attending within 3 months - Children	26	413	6.3%	10.7%	11.4%	11.6%
% of FP17s for the same patient ID Re-attending within 3 months - Adults	103	1,004	10.3%	14.5%	15.0%	15.5%
% of FP17s for the same patient ID Re-attending between 3 & 9 months - Children	188	413	45.5%	58.0%	59.9%	58.8%
% of FP17s for the same patient ID Re-attending between 3 & 9 months - Adults	294	1,004	29.3%	48.8%	52.0%	51.1%
% of FP17s for Band 1 Urgent Courses	83	1,403	5.9%	8.7%	8.0%	9.0%
% of FP17s Relating to Free Repair or Replacements	2	1,403	0.1%	0.7%	0.8%	0.8%
% of FP17s Relating to Continuations	1	1,403	0.1%	0.8%	0.9%	0.9%
% of Patients satisfied with the dentistry they have received	0	0	N/A	94.2%	93.5%	93.3%
% of Patients satisfied with the time they had to wait for an appointment	0	0	N/A	87.2%	89.1%	88.9%

\* This is based on patients treated on this contract for their most recent course of treatment. Figures in italics indicate the base number of FP17s or Patient Questionnaire responses are less than 100. N/A is shown where the base number of responses is less than 10 during the period. % is calculated as Quantity/Base number\*100

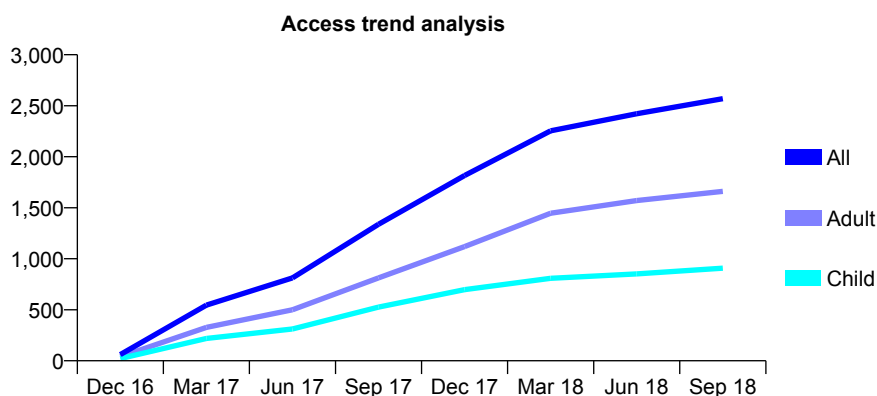
## Q59 - Vital Signs At a Glance Contract Report for 100219/0000 - September 2018

Name or company name	Community Dental Services CIC
Contract type name	PDS Contract
Purpose of contract	General
Contract start date	01/12/2016
Contract end date	30/11/2023

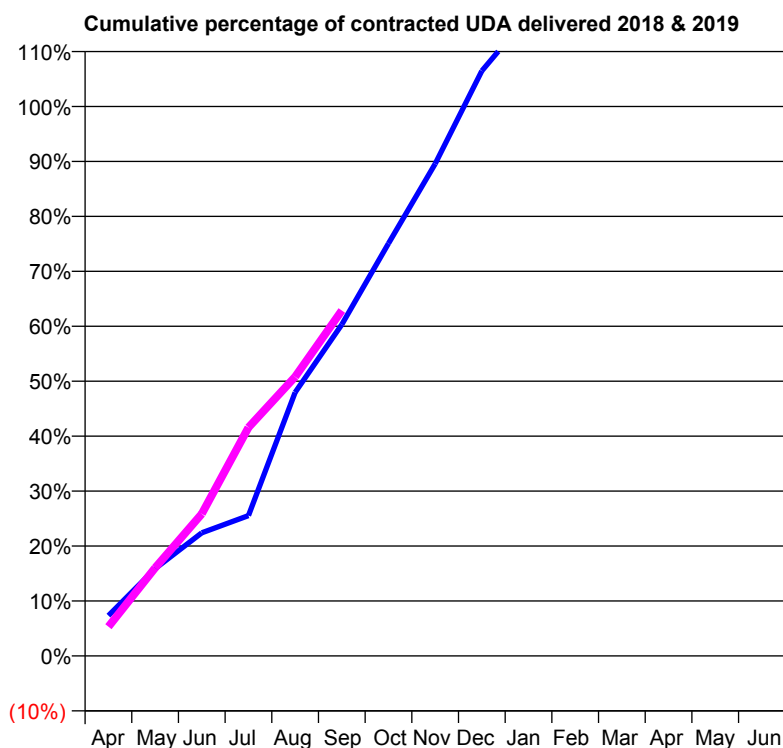
18/19 Contracted general activity (UDA)	3,600
Carry forward general activity (UDA)	0
18/19 Contracted orthodontic activity (UOA)	0
Carry forward orthodontic activity (UOA)	0
Baseline contract value	£1,887,084.00

### ACCESS\*

Patients seen in 24 months	Total	Change since previous quarter
Quarter ending September 2017	1,338	
Quarter ending December 2017	1,816	↑
Quarter ending March 2018	2,254	↑
Quarter ending June 2018	2,422	↑
Quarter ending September 2018	2,569	↑
<b>Variance since September 2017</b>	<b>92.0%</b>	<b>↑</b>



### ACTIVITY



Month	Adjusted Scheduled Activity (UDA)	
	2018	2019
April	264	192
May	571	577
June	807	931
July	920	1,497
August	1,727	1,829
September	2,171	2,263
October	2,703	
November	3,224	
December	3,833	
January	4,195	
February	4,785	
March	5,417	
April	5,551	
May	5,556	
June	5,556	

### QUALITY

	Quantity	Base Number	Contract	AT	Region	England
% of FP17s for the same patient ID Re-attending within 3 months - Children	25	623	4.0%	9.4%	11.4%	11.6%
% of FP17s for the same patient ID Re-attending within 3 months - Adults	46	754	6.1%	13.8%	15.0%	15.5%
% of FP17s for the same patient ID Re-attending between 3 & 9 months - Children	111	623	17.8%	61.4%	59.9%	58.8%
% of FP17s for the same patient ID Re-attending between 3 & 9 months - Adults	162	754	21.5%	52.7%	52.0%	51.1%
% of FP17s for Band 1 Urgent Courses	86	1,259	6.8%	7.6%	8.0%	9.0%
% of FP17s Relating to Free Repair or Replacements	0	1,259	0.0%	0.8%	0.8%	0.8%
% of FP17s Relating to Continuations	13	1,259	1.0%	0.9%	0.9%	0.9%
% of Patients satisfied with the dentistry they have received	1	1	N/A	93.3%	93.5%	93.3%
% of Patients satisfied with the time they had to wait for an appointment	1	1	N/A	86.3%	89.1%	88.9%

\* This is based on patients treated on this contract for their most recent course of treatment. Figures in italics indicate the base number of FP17s or Patient Questionnaire responses are less than 100. N/A is shown where the base number of responses is less than 10 during the period. % is calculated as Quantity/Base number\*100

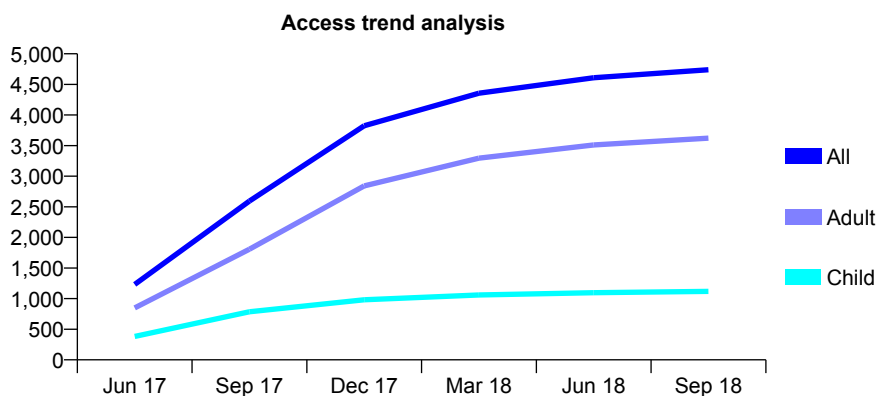
## Q59 - Vital Signs At a Glance Contract Report for 100351/0000 - September 2018

Name or company name	JDRM Dental Care Ltd
Contract type name	GDS Contract
Purpose of contract	General
Contract start date	01/04/2017
Contract end date	

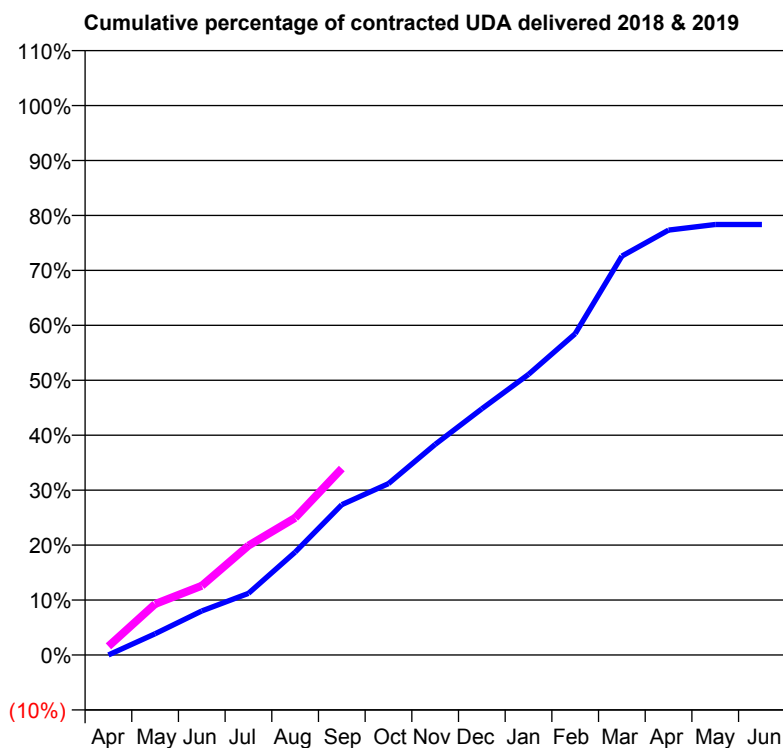
18/19 Contracted general activity (UDA)	15,509
Carry forward general activity (UDA)	0
18/19 Contracted orthodontic activity (UOA)	0
Carry forward orthodontic activity (UOA)	0
Baseline contract value	£360,773.46

### ACCESS\*

Patients seen in 24 months	Total	Change since previous quarter
Quarter ending September 2017	2,593	
Quarter ending December 2017	3,825	↑
Quarter ending March 2018	4,356	↑
Quarter ending June 2018	4,608	↑
Quarter ending September 2018	4,740	↑
<b>Variance since September 2017</b>	<b>82.8%</b>	<b>↑</b>



### ACTIVITY



Month	Adjusted Scheduled Activity (UDA)	
	2018	2019
April	0	245
May	623	1,440
June	1,288	1,957
July	1,804	3,086
August	3,011	3,871
September	4,397	5,265
October	5,014	
November	6,164	
December	7,204	
January	8,211	
February	9,399	
March	11,671	
April	12,433	
May	12,595	
June	12,597	

### QUALITY

	Quantity	Base Number	Contract	AT	Region	England
% of FP17s for the same patient ID Re-attending within 3 months - Children	52	1,090	4.8%	9.4%	11.4%	11.6%
% of FP17s for the same patient ID Re-attending within 3 months - Adults	269	2,822	9.5%	13.8%	15.0%	15.5%
% of FP17s for the same patient ID Re-attending between 3 & 9 months - Children	781	1,090	71.7%	61.4%	59.9%	58.8%
% of FP17s for the same patient ID Re-attending between 3 & 9 months - Adults	1,711	2,822	60.6%	52.7%	52.0%	51.1%
% of FP17s for Band 1 Urgent Courses	129	2,962	4.4%	7.6%	8.0%	9.0%
% of FP17s Relating to Free Repair or Replacements	72	2,962	2.4%	0.8%	0.8%	0.8%
% of FP17s Relating to Continuations	7	2,962	0.2%	0.9%	0.9%	0.9%
% of Patients satisfied with the dentistry they have received	4	4	N/A	93.3%	93.5%	93.3%
% of Patients satisfied with the time they had to wait for an appointment	2	4	N/A	86.3%	89.1%	88.9%

\* This is based on patients treated on this contract for their most recent course of treatment. Figures in italics indicate the base number of FP17s or Patient Questionnaire responses are less than 100. N/A is shown where the base number of responses is less than 10 during the period. % is calculated as Quantity/Base number\*100

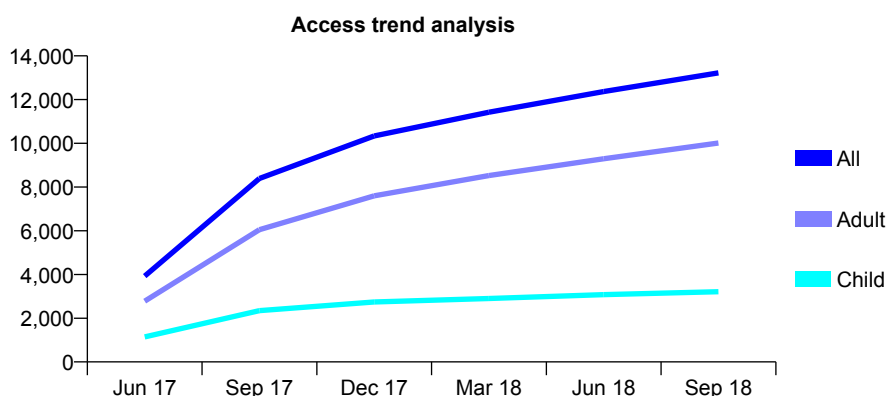
## Q59 - Vital Signs At a Glance Contract Report for 100352/0000 - September 2018

Name or company name	OASIS DENTAL CARE LTD
Contract type name	GDS Contract
Purpose of contract	General
Contract start date	01/04/2017
Contract end date	

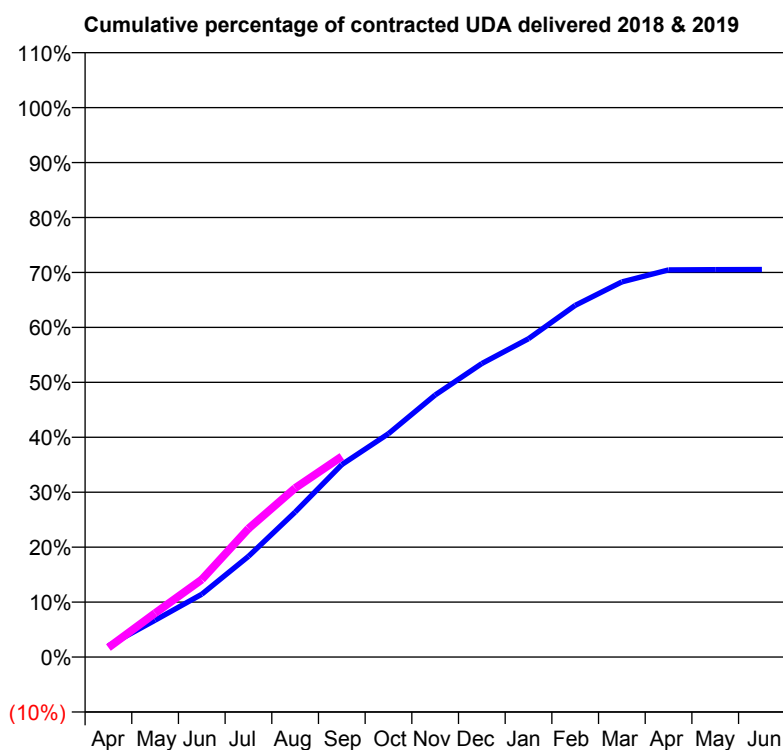
18/19 Contracted general activity (UDA)	47,000
Carry forward general activity (UDA)	0
18/19 Contracted orthodontic activity (UOA)	0
Carry forward orthodontic activity (UOA)	0
Baseline contract value	£1,194,574.65

### ACCESS\*

Patients seen in 24 months	Total	Change since previous quarter
Quarter ending September 2017	8,389	
Quarter ending December 2017	10,339	↑
Quarter ending March 2018	11,425	↑
Quarter ending June 2018	12,370	↑
Quarter ending September 2018	13,223	↑
<b>Variance since September 2017</b>	<b>57.6%</b>	<b>↑</b>



### ACTIVITY



Month	Adjusted Scheduled Activity (UDA)	
	2018	2019
April	958	820
May	3,152	3,759
June	5,373	6,632
July	8,622	10,992
August	12,405	14,456
September	16,462	17,165
October	19,109	
November	22,420	
December	25,105	
January	27,229	
February	30,081	
March	32,088	
April	33,113	
May	33,142	
June	33,153	

### QUALITY

	Quantity	Base Number	Contract	AT	Region	England
% of FP17s for the same patient ID Re-attending within 3 months - Children	151	2,481	6.1%	9.4%	11.4%	11.6%
% of FP17s for the same patient ID Re-attending within 3 months - Adults	1,040	7,543	13.8%	13.8%	15.0%	15.5%
% of FP17s for the same patient ID Re-attending between 3 & 9 months - Children	1,320	2,481	53.2%	61.4%	59.9%	58.8%
% of FP17s for the same patient ID Re-attending between 3 & 9 months - Adults	3,354	7,543	44.5%	52.7%	52.0%	51.1%
% of FP17s for Band 1 Urgent Courses	1,386	9,387	14.8%	7.6%	8.0%	9.0%
% of FP17s Relating to Free Repair or Replacements	63	9,387	0.7%	0.8%	0.8%	0.8%
% of FP17s Relating to Continuations	116	9,387	1.2%	0.9%	0.9%	0.9%
% of Patients satisfied with the dentistry they have received	9	9	N/A	93.3%	93.5%	93.3%
% of Patients satisfied with the time they had to wait for an appointment	8	9	N/A	86.3%	89.1%	88.9%

\* This is based on patients treated on this contract for their most recent course of treatment. Figures in italics indicate the base number of FP17s or Patient Questionnaire responses are less than 100. N/A is shown where the base number of responses is less than 10 during the period. % is calculated as Quantity/Base number\*100

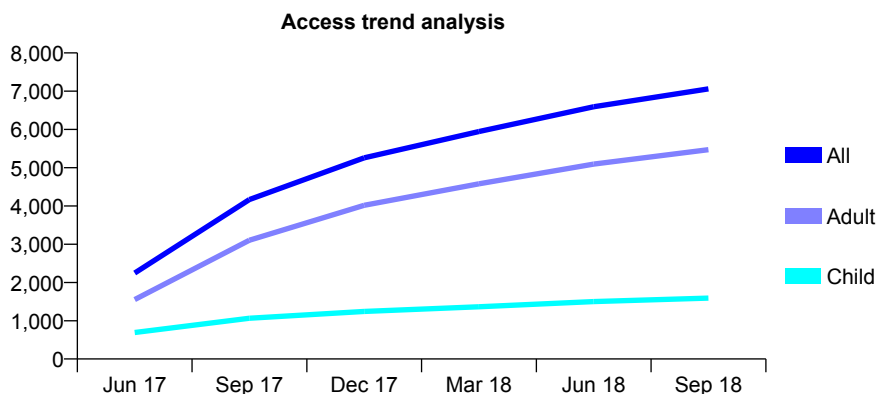
## Q59 - Vital Signs At a Glance Contract Report for 100353/0000 - September 2018

Name or company name	Ishak Practices Limited
Contract type name	GDS Contract
Purpose of contract	General
Contract start date	01/04/2017
Contract end date	

18/19 Contracted general activity (UDA)	23,200
Carry forward general activity (UDA)	-236
18/19 Contracted orthodontic activity (UOA)	0
Carry forward orthodontic activity (UOA)	0
Baseline contract value	£602,010.48

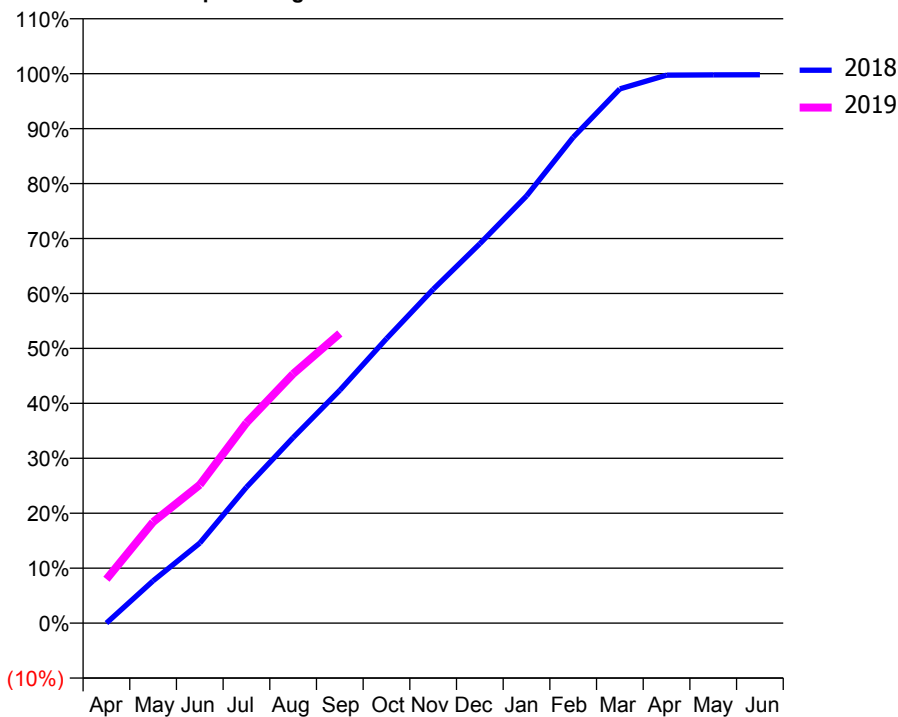
### ACCESS\*

Patients seen in 24 months	Total	Change since previous quarter
Quarter ending September 2017	4,169	
Quarter ending December 2017	5,257	↑
Quarter ending March 2018	5,944	↑
Quarter ending June 2018	6,593	↑
Quarter ending September 2018	7,062	↑
<b>Variance since September 2017</b>	<b>69.4%</b>	<b>↑</b>



### ACTIVITY

Cumulative percentage of contracted UDA delivered 2018 & 2019



Month	Adjusted Scheduled Activity (UDA)	
	2018	2019
April	0	1,856
May	1,752	4,271
June	3,306	5,842
July	5,617	8,460
August	7,664	10,523
September	9,622	12,228
October	11,751	
November	13,792	
December	15,673	
January	17,649	
February	20,073	
March	22,072	
April	22,636	
May	22,648	
June	22,656	

### QUALITY

	Quantity	Base Number	Contract	AT	Region	England
% of FP17s for the same patient ID Re-attending within 3 months - Children	286	1,775	16.1%	9.4%	11.4%	11.6%
% of FP17s for the same patient ID Re-attending within 3 months - Adults	498	4,550	10.9%	13.8%	15.0%	15.5%
% of FP17s for the same patient ID Re-attending between 3 & 9 months - Children	1,089	1,775	61.4%	61.4%	59.9%	58.8%
% of FP17s for the same patient ID Re-attending between 3 & 9 months - Adults	2,651	4,550	58.3%	52.7%	52.0%	51.1%
% of FP17s for Band 1 Urgent Courses	367	6,071	6.0%	7.6%	8.0%	9.0%
% of FP17s Relating to Free Repair or Replacements	47	6,071	0.8%	0.8%	0.8%	0.8%
% of FP17s Relating to Continuations	45	6,071	0.7%	0.9%	0.9%	0.9%
% of Patients satisfied with the dentistry they have received	9	9	N/A	93.3%	93.5%	93.3%
% of Patients satisfied with the time they had to wait for an appointment	9	9	N/A	86.3%	89.1%	88.9%

\* This is based on patients treated on this contract for their most recent course of treatment. Figures in italics indicate the base number of FP17s or Patient Questionnaire responses are less than 100. N/A is shown where the base number of responses is less than 10 during the period. % is calculated as Quantity/Base number\*100

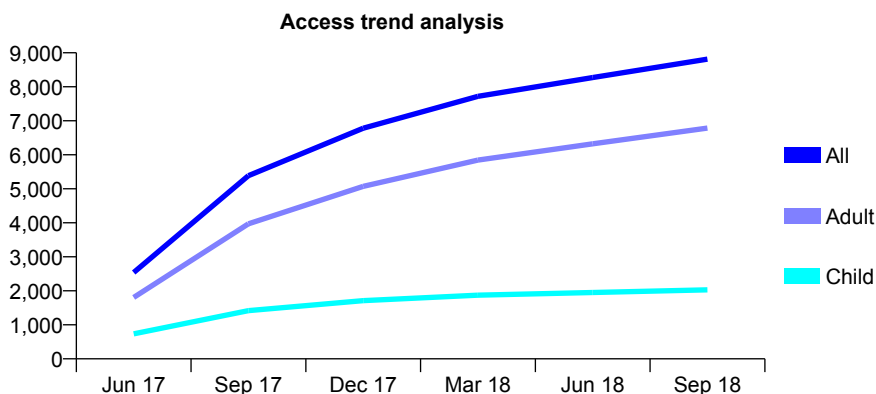
## Q59 - Vital Signs At a Glance Contract Report for 100354/0000 - September 2018

Name or company name	Ishak Practices Limited
Contract type name	GDS Contract
Purpose of contract	General
Contract start date	01/04/2017
Contract end date	

18/19 Contracted general activity (UDA)	25,500
Carry forward general activity (UDA)	0
18/19 Contracted orthodontic activity (UOA)	0
Carry forward orthodontic activity (UOA)	0
Baseline contract value	£672,105.64

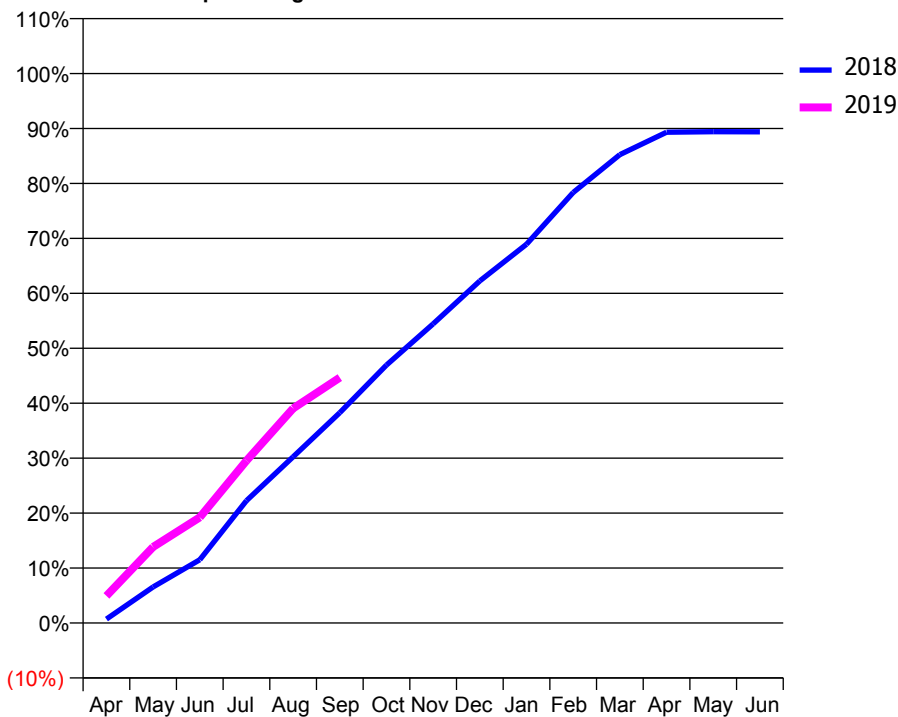
### ACCESS\*

Patients seen in 24 months	Total	Change since previous quarter
Quarter ending September 2017	5,388	
Quarter ending December 2017	6,783	↑
Quarter ending March 2018	7,718	↑
Quarter ending June 2018	8,272	↑
Quarter ending September 2018	8,814	↑
<b>Variance since September 2017</b>	<b>63.6%</b>	<b>↑</b>



### ACTIVITY

Cumulative percentage of contracted UDA delivered 2018 & 2019



Adjusted Scheduled Activity (UDA)

Month	2018	2019
April	211	1,260
May	1,949	3,533
June	3,422	4,906
July	6,609	7,532
August	8,984	9,961
September	11,366	11,387
October	13,939	
November	16,169	
December	18,491	
January	20,474	
February	23,271	
March	25,317	
April	26,527	
May	26,553	
June	26,550	

### QUALITY

	Quantity	Base Number	Contract	AT	Region	England
% of FP17s for the same patient ID Re-attending within 3 months - Children	127	1,599	7.9%	9.4%	11.4%	11.6%
% of FP17s for the same patient ID Re-attending within 3 months - Adults	522	4,843	10.8%	13.8%	15.0%	15.5%
% of FP17s for the same patient ID Re-attending between 3 & 9 months - Children	1,011	1,599	63.2%	61.4%	59.9%	58.8%
% of FP17s for the same patient ID Re-attending between 3 & 9 months - Adults	2,468	4,843	51.0%	52.7%	52.0%	51.1%
% of FP17s for Band 1 Urgent Courses	678	5,879	11.5%	7.6%	8.0%	9.0%
% of FP17s Relating to Free Repair or Replacements	16	5,879	0.3%	0.8%	0.8%	0.8%
% of FP17s Relating to Continuations	69	5,879	1.2%	0.9%	0.9%	0.9%
% of Patients satisfied with the dentistry they have received	12	13	92.3%	93.3%	93.5%	93.3%
% of Patients satisfied with the time they had to wait for an appointment	12	13	92.3%	86.3%	89.1%	88.9%

\* This is based on patients treated on this contract for their most recent course of treatment. Figures in italics indicate the base number of FP17s or Patient Questionnaire responses are less than 100. N/A is shown where the base number of responses is less than 10 during the period. % is calculated as Quantity/Base number\*100



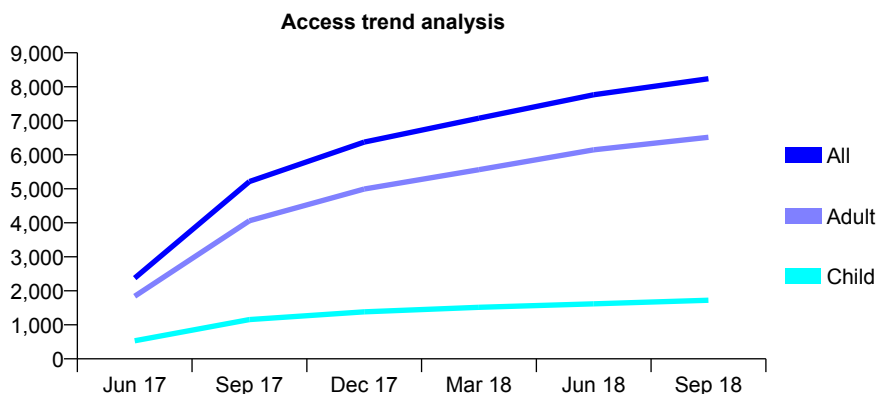
## Q59 - Vital Signs At a Glance Contract Report for 100355/0000 - September 2018

Name or company name	Ishak Practices Limited
Contract type name	GDS Contract
Purpose of contract	General
Contract start date	01/04/2017
Contract end date	

18/19 Contracted general activity (UDA)	27,308
Carry forward general activity (UDA)	0
18/19 Contracted orthodontic activity (UOA)	0
Carry forward orthodontic activity (UOA)	0
Baseline contract value	£718,102.09

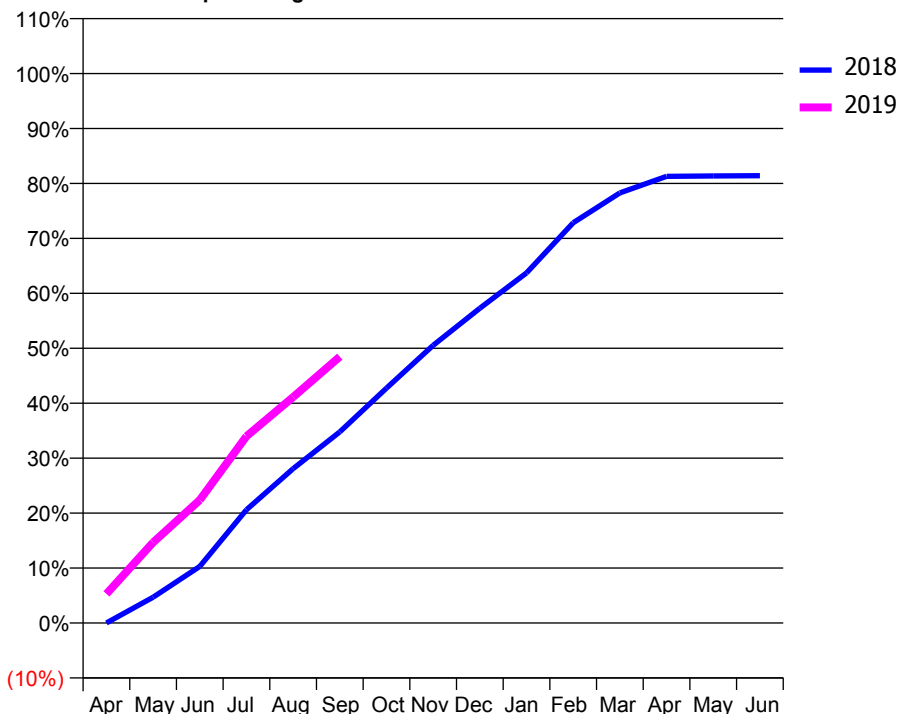
### ACCESS\*

Patients seen in 24 months	Total	Change since previous quarter
Quarter ending September 2017	5,215	
Quarter ending December 2017	6,374	↑
Quarter ending March 2018	7,077	↑
Quarter ending June 2018	7,768	↑
Quarter ending September 2018	8,239	↑
<b>Variance since September 2017</b>	<b>58.0%</b>	<b>↑</b>



### ACTIVITY

Cumulative percentage of contracted UDA delivered 2018 & 2019



Adjusted Scheduled Activity (UDA)

Month	2018	2019
April	0	1,445
May	1,480	4,007
June	3,242	6,113
July	6,495	9,283
August	8,851	11,227
September	10,957	13,237
October	13,471	
November	15,926	
December	18,052	
January	20,076	
February	22,949	
March	24,664	
April	25,614	
May	25,635	
June	25,647	

### QUALITY

	Quantity	Base Number	Contract	AT	Region	England
% of FP17s for the same patient ID Re-attending within 3 months - Children	65	1,317	4.9%	9.4%	11.4%	11.6%
% of FP17s for the same patient ID Re-attending within 3 months - Adults	476	5,110	9.3%	13.8%	15.0%	15.5%
% of FP17s for the same patient ID Re-attending between 3 & 9 months - Children	802	1,317	60.9%	61.4%	59.9%	58.8%
% of FP17s for the same patient ID Re-attending between 3 & 9 months - Adults	3,171	5,110	62.1%	52.7%	52.0%	51.1%
% of FP17s for Band 1 Urgent Courses	328	5,904	5.6%	7.6%	8.0%	9.0%
% of FP17s Relating to Free Repair or Replacements	46	5,904	0.8%	0.8%	0.8%	0.8%
% of FP17s Relating to Continuations	70	5,904	1.2%	0.9%	0.9%	0.9%
% of Patients satisfied with the dentistry they have received	8	8	N/A	93.3%	93.5%	93.3%
% of Patients satisfied with the time they had to wait for an appointment	8	8	N/A	86.3%	89.1%	88.9%

\* This is based on patients treated on this contract for their most recent course of treatment. Figures in italics indicate the base number of FP17s or Patient Questionnaire responses are less than 100. N/A is shown where the base number of responses is less than 10 during the period. % is calculated as Quantity/Base number\*100

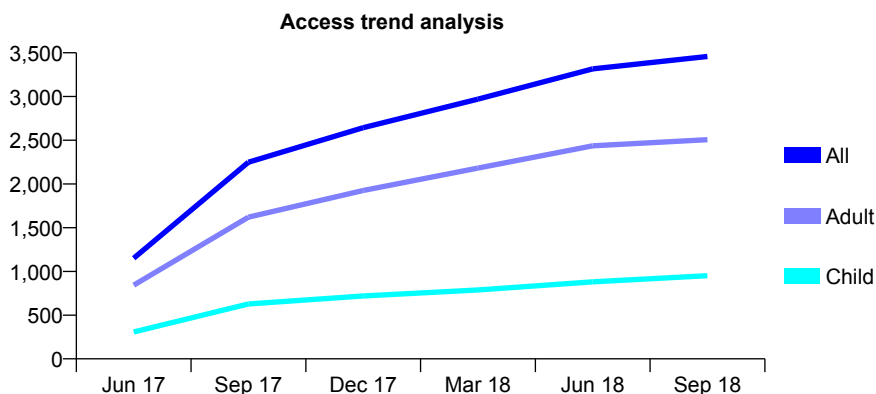
## Q59 - Vital Signs At a Glance Contract Report for 100356/0000 - September 2018

Name or company name	Ishak Practices Limited
Contract type name	GDS Contract
Purpose of contract	General
Contract start date	01/04/2017
Contract end date	

18/19 Contracted general activity (UDA)	10,000
Carry forward general activity (UDA)	226
18/19 Contracted orthodontic activity (UOA)	0
Carry forward orthodontic activity (UOA)	0
Baseline contract value	£241,218.90

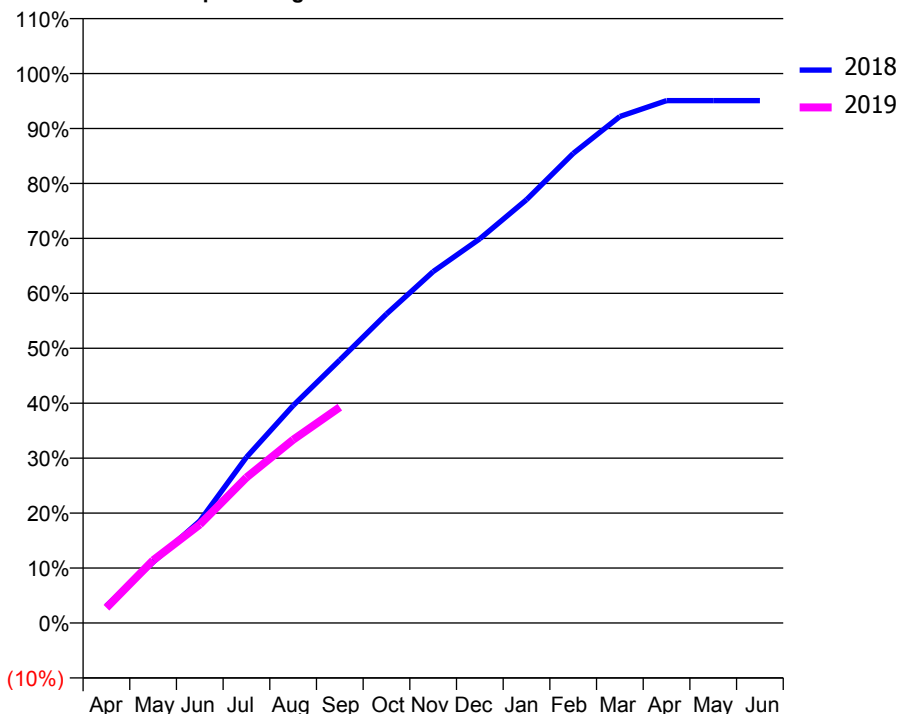
### ACCESS\*

Patients seen in 24 months	Total	Change since previous quarter
Quarter ending September 2017	2,248	
Quarter ending December 2017	2,644	↑
Quarter ending March 2018	2,970	↑
Quarter ending June 2018	3,316	↑
Quarter ending September 2018	3,458	↑
<b>Variance since September 2017</b>	<b>53.8%</b>	<b>↑</b>



### ACTIVITY

Cumulative percentage of contracted UDA delivered 2018 & 2019



Adjusted Scheduled Activity (UDA)

Month	2018	2019
April	311	279
May	1,107	1,143
June	1,857	1,791
July	3,019	2,648
August	3,958	3,335
September	4,787	3,926
October	5,624	
November	6,396	
December	6,993	
January	7,705	
February	8,545	
March	9,217	
April	9,506	
May	9,507	
June	9,507	

### QUALITY

	Quantity	Base Number	Contract	AT	Region	England
% of FP17s for the same patient ID Re-attending within 3 months - Children	47	820	5.7%	9.4%	11.4%	11.6%
% of FP17s for the same patient ID Re-attending within 3 months - Adults	137	1,618	8.5%	13.8%	15.0%	15.5%
% of FP17s for the same patient ID Re-attending between 3 & 9 months - Children	487	820	59.4%	61.4%	59.9%	58.8%
% of FP17s for the same patient ID Re-attending between 3 & 9 months - Adults	776	1,618	48.0%	52.7%	52.0%	51.1%
% of FP17s for Band 1 Urgent Courses	117	2,286	5.1%	7.6%	8.0%	9.0%
% of FP17s Relating to Free Repair or Replacements	21	2,286	0.9%	0.8%	0.8%	0.8%
% of FP17s Relating to Continuations	30	2,286	1.3%	0.9%	0.9%	0.9%
% of Patients satisfied with the dentistry they have received	1	1	N/A	93.3%	93.5%	93.3%
% of Patients satisfied with the time they had to wait for an appointment	1	1	N/A	86.3%	89.1%	88.9%

\* This is based on patients treated on this contract for their most recent course of treatment. Figures in italics indicate the base number of FP17s or Patient Questionnaire responses are less than 100. N/A is shown where the base number of responses is less than 10 during the period. % is calculated as Quantity/Base number\*100

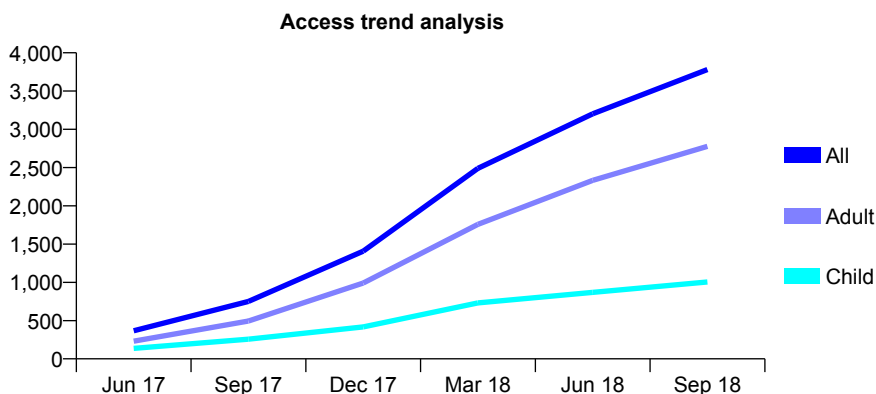
## Q59 - Vital Signs At a Glance Contract Report for 100436/0000 - September 2018

Name or company name	In the Estate of Mr Pravinkumar Patel
Contract type name	GDS Contract
Purpose of contract	General
Contract start date	18/03/2017
Contract end date	31/12/2018

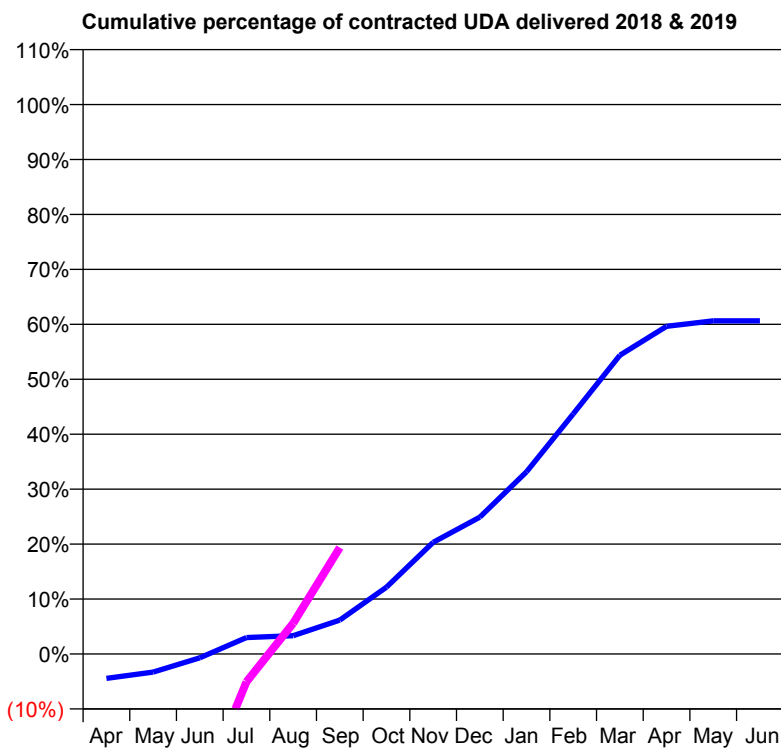
18/19 Contracted general activity (UDA)	10,048
Carry forward general activity (UDA)	5,145
18/19 Contracted orthodontic activity (UOA)	0
Carry forward orthodontic activity (UOA)	0
Baseline contract value	£291,944.19

### ACCESS\*

Patients seen in 24 months	Total	Change since previous quarter
Quarter ending September 2017	751	
Quarter ending December 2017	1,408	↑
Quarter ending March 2018	2,490	↑
Quarter ending June 2018	3,202	↑
Quarter ending September 2018	3,782	↑
<b>Variance since September 2017</b>	<b>403.6%</b>	<b>↑</b>



### ACTIVITY



Month	Adjusted Scheduled Activity (UDA)	
	2018	2019
April	-597	-4,371
May	-445	-3,300
June	-96	-2,622
July	400	-510
August	447	561
September	828	1,947
October	1,632	
November	2,723	
December	3,337	
January	4,444	
February	5,855	
March	7,282	
April	7,989	
May	8,121	
June	8,123	

### QUALITY

	Quantity	Base Number	Contract	AT	Region	England
% of FP17s for the same patient ID Re-attending within 3 months - Children	21	685	3.1%	9.4%	11.4%	11.6%
% of FP17s for the same patient ID Re-attending within 3 months - Adults	184	2,069	8.9%	13.8%	15.0%	15.5%
% of FP17s for the same patient ID Re-attending between 3 & 9 months - Children	242	685	35.3%	61.4%	59.9%	58.8%
% of FP17s for the same patient ID Re-attending between 3 & 9 months - Adults	678	2,069	32.8%	52.7%	52.0%	51.1%
% of FP17s for Band 1 Urgent Courses	167	2,421	6.9%	7.6%	8.0%	9.0%
% of FP17s Relating to Free Repair or Replacements	10	2,421	0.4%	0.8%	0.8%	0.8%
% of FP17s Relating to Continuations	2	2,421	0.1%	0.9%	0.9%	0.9%
% of Patients satisfied with the dentistry they have received	2	4	N/A	93.3%	93.5%	93.3%
% of Patients satisfied with the time they had to wait for an appointment	3	4	N/A	86.3%	89.1%	88.9%

\* This is based on patients treated on this contract for their most recent course of treatment. Figures in italics indicate the base number of FP17s or Patient Questionnaire responses are less than 100. N/A is shown where the base number of responses is less than 10 during the period. % is calculated as Quantity/Base number\*100

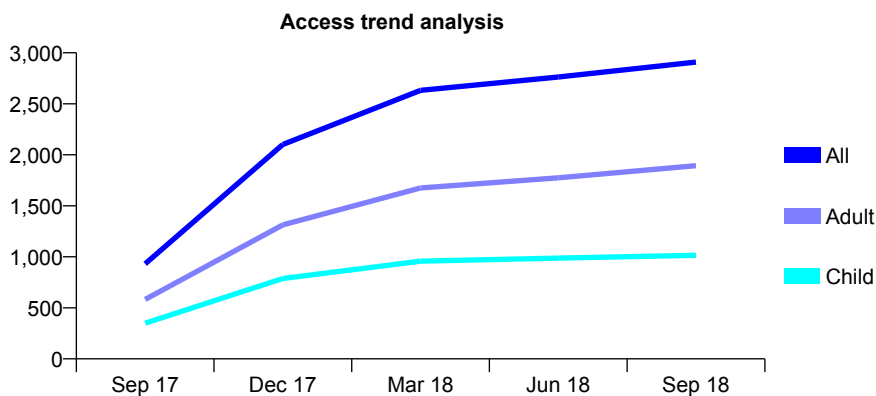
## Q59 - Vital Signs At a Glance Contract Report for 100466/0000 - September 2018

Name or company name	Genix Healthcare Leicester Ltd
Contract type name	GDS Contract
Purpose of contract	General
Contract start date	01/07/2017
Contract end date	

18/19 Contracted general activity (UDA)	13,558
Carry forward general activity (UDA)	0
18/19 Contracted orthodontic activity (UOA)	0
Carry forward orthodontic activity (UOA)	0
Baseline contract value	£335,950.38

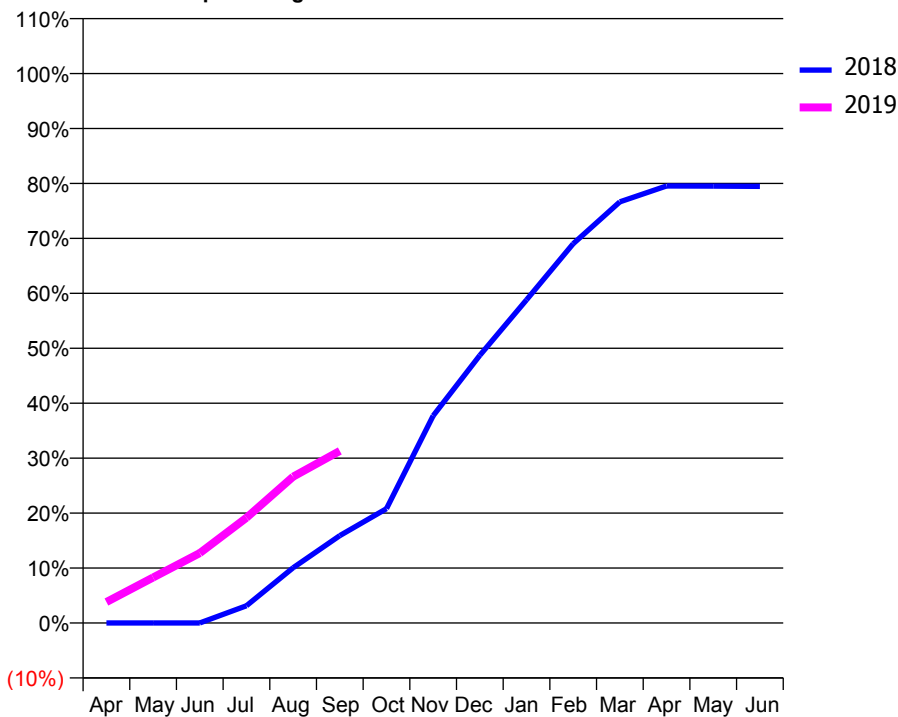
### ACCESS\*

Patients seen in 24 months	Total	Change since previous quarter
Quarter ending September 2017	932	
Quarter ending December 2017	2,101	↑
Quarter ending March 2018	2,632	↑
Quarter ending June 2018	2,763	↑
Quarter ending September 2018	2,909	↑
<b>Variance since September 2017</b>	<b>212.1%</b>	<b>↑</b>



### ACTIVITY

Cumulative percentage of contracted UDA delivered 2018 & 2019



Month	Adjusted Scheduled Activity (UDA)	
	2018	2019
April	0	517
May	0	1,123
June	0	1,725
July	320	2,597
August	1,022	3,610
September	1,619	4,246
October	2,115	
November	3,835	
December	4,953	
January	5,979	
February	7,019	
March	7,794	
April	8,087	
May	8,084	
June	8,080	

### QUALITY

	Quantity	Base Number	Contract	AT	Region	England
% of FP17s for the same patient ID Re-attending within 3 months - Children	60	900	6.7%	9.4%	11.4%	11.6%
% of FP17s for the same patient ID Re-attending within 3 months - Adults	195	1,433	13.6%	13.8%	15.0%	15.5%
% of FP17s for the same patient ID Re-attending between 3 & 9 months - Children	655	900	72.8%	61.4%	59.9%	58.8%
% of FP17s for the same patient ID Re-attending between 3 & 9 months - Adults	866	1,433	60.4%	52.7%	52.0%	51.1%
% of FP17s for Band 1 Urgent Courses	167	2,172	7.7%	7.6%	8.0%	9.0%
% of FP17s Relating to Free Repair or Replacements	5	2,172	0.2%	0.8%	0.8%	0.8%
% of FP17s Relating to Continuations	0	2,172	0.0%	0.9%	0.9%	0.9%
% of Patients satisfied with the dentistry they have received	2	2	N/A	93.3%	93.5%	93.3%
% of Patients satisfied with the time they had to wait for an appointment	1	2	N/A	86.3%	89.1%	88.9%

\* This is based on patients treated on this contract for their most recent course of treatment. Figures in italics indicate the base number of FP17s or Patient Questionnaire responses are less than 100. N/A is shown where the base number of responses is less than 10 during the period. % is calculated as Quantity/Base number\*100

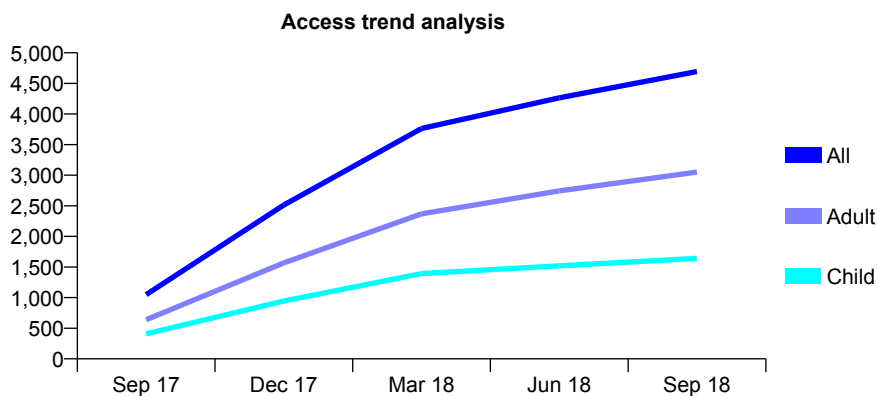
## Q59 - Vital Signs At a Glance Contract Report for 100478/0000 - September 2018

Name or company name	Rodericks Dental Limited
Contract type name	GDS Contract
Purpose of contract	General
Contract start date	01/08/2017
Contract end date	

18/19 Contracted general activity (UDA)	13,122
Carry forward general activity (UDA)	-472
18/19 Contracted orthodontic activity (UOA)	0
Carry forward orthodontic activity (UOA)	0
Baseline contract value	£342,670.38

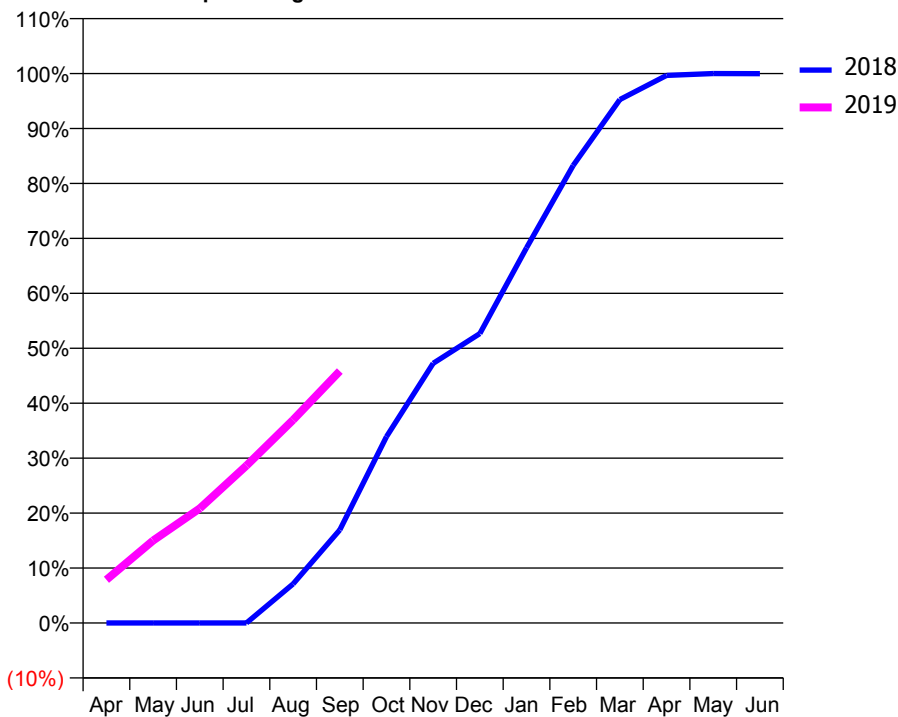
### ACCESS\*

Patients seen in 24 months	Total	Change since previous quarter
Quarter ending September 2017	1,048	
Quarter ending December 2017	2,512	↑
Quarter ending March 2018	3,763	↑
Quarter ending June 2018	4,265	↑
Quarter ending September 2018	4,693	↑
<b>Variance since September 2017</b>	<b>347.8%</b>	<b>↑</b>



### ACTIVITY

Cumulative percentage of contracted UDA delivered 2018 & 2019



Adjusted Scheduled Activity (UDA)

Month	2018	2019
April	0	1,032
May	0	1,971
June	0	2,737
July	0	3,760
August	606	4,850
September	1,440	6,018
October	2,882	
November	4,016	
December	4,475	
January	5,801	
February	7,077	
March	8,094	
April	8,468	
May	8,497	
June	8,496	

### QUALITY

	Quantity	Base Number	Contract	AT	Region	England
% of FP17s for the same patient ID Re-attending within 3 months - Children	94	1,279	7.3%	9.4%	11.4%	11.6%
% of FP17s for the same patient ID Re-attending within 3 months - Adults	180	2,101	8.6%	13.8%	15.0%	15.5%
% of FP17s for the same patient ID Re-attending between 3 & 9 months - Children	679	1,279	53.1%	61.4%	59.9%	58.8%
% of FP17s for the same patient ID Re-attending between 3 & 9 months - Adults	834	2,101	39.7%	52.7%	52.0%	51.1%
% of FP17s for Band 1 Urgent Courses	291	3,163	9.2%	7.6%	8.0%	9.0%
% of FP17s Relating to Free Repair or Replacements	14	3,163	0.4%	0.8%	0.8%	0.8%
% of FP17s Relating to Continuations	11	3,163	0.3%	0.9%	0.9%	0.9%
% of Patients satisfied with the dentistry they have received	5	5	N/A	93.3%	93.5%	93.3%
% of Patients satisfied with the time they had to wait for an appointment	4	5	N/A	86.3%	89.1%	88.9%

\* This is based on patients treated on this contract for their most recent course of treatment. Figures in italics indicate the base number of FP17s or Patient Questionnaire responses are less than 100. N/A is shown where the base number of responses is less than 10 during the period. % is calculated as Quantity/Base number\*100

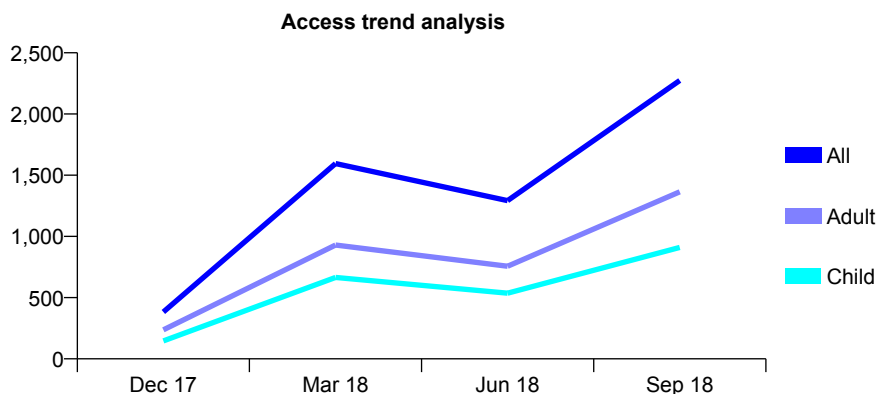
## Q59 - Vital Signs At a Glance Contract Report for 100536/0000 - September 2018

Name or company name	The Whitehouse Surgery Ltd
Contract type name	PDS Plus Contract
Purpose of contract	General
Contract start date	01/12/2017
Contract end date	30/11/2024

18/19 Contracted general activity (UDA)	10,000
Carry forward general activity (UDA)	5
18/19 Contracted orthodontic activity (UOA)	0
Carry forward orthodontic activity (UOA)	0
Baseline contract value	£157,500.00

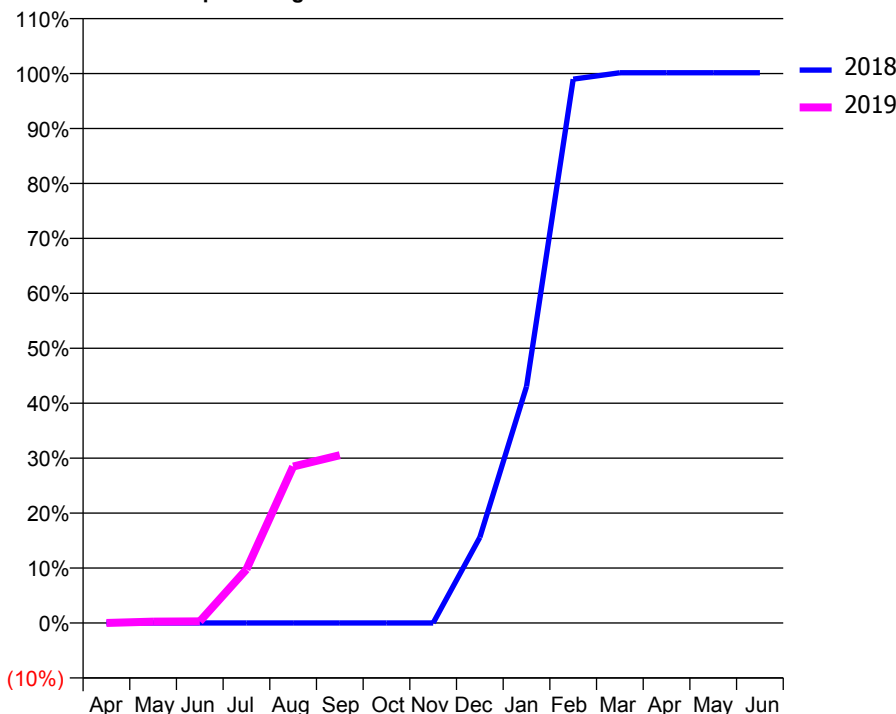
### ACCESS\*

Patients seen in 24 months	Total	Change since previous quarter
Quarter ending September 2017	0	
Quarter ending December 2017	383	↑
Quarter ending March 2018	1,595	↑
Quarter ending June 2018	1,293	↓
Quarter ending September 2018	2,274	↑
<b>Variance since September 2017</b>	N/A	



### ACTIVITY

Cumulative percentage of contracted UDA delivered 2018 & 2019



Month	Adjusted Scheduled Activity (UDA)	
	2018	2019
April	0	2
May	0	25
June	0	30
July	0	977
August	0	2,847
September	0	3,055
October	0	
November	0	
December	520	
January	1,434	
February	3,299	
March	3,338	
April	3,338	
May	3,338	
June	3,338	

### QUALITY

	Quantity	Base Number	Contract	AT	Region	England
% of FP17s for the same patient ID Re-attending within 3 months - Children	5	620	0.8%	9.4%	11.4%	11.6%
% of FP17s for the same patient ID Re-attending within 3 months - Adults	17	952	1.8%	13.8%	15.0%	15.5%
% of FP17s for the same patient ID Re-attending between 3 & 9 months - Children	139	620	22.4%	61.4%	59.9%	58.8%
% of FP17s for the same patient ID Re-attending between 3 & 9 months - Adults	165	952	17.3%	52.7%	52.0%	51.1%
% of FP17s for Band 1 Urgent Courses	59	1,572	3.8%	7.6%	8.0%	9.0%
% of FP17s Relating to Free Repair or Replacements	2	1,572	0.1%	0.8%	0.8%	0.8%
% of FP17s Relating to Continuations	8	1,572	0.5%	0.9%	0.9%	0.9%
% of Patients satisfied with the dentistry they have received	0	0	N/A	93.3%	93.5%	93.3%
% of Patients satisfied with the time they had to wait for an appointment	0	0	N/A	86.3%	89.1%	88.9%

\* This is based on patients treated on this contract for their most recent course of treatment. Figures in italics indicate the base number of FP17s or Patient Questionnaire responses are less than 100. N/A is shown where the base number of responses is less than 10 during the period. % is calculated as Quantity/Base number\*100

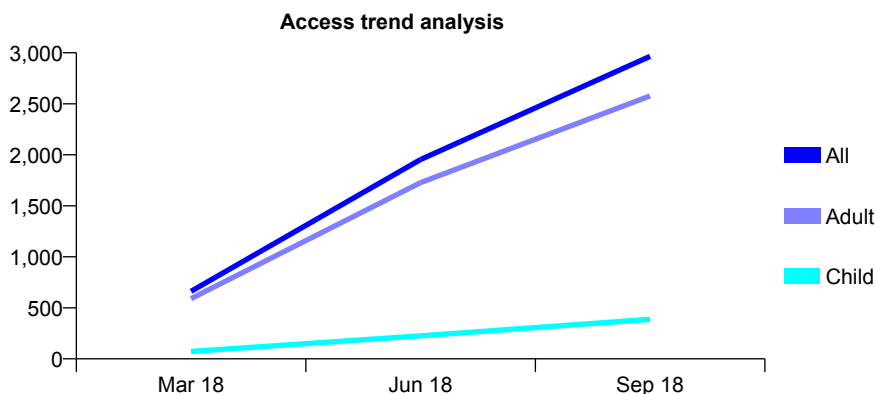
## Q59 - Vital Signs At a Glance Contract Report for 100542/0000 - September 2018

Name or company name	JDRM Dental Care Ltd
Contract type name	PDS Plus Contract
Purpose of contract	General
Contract start date	01/12/2017
Contract end date	30/11/2024

18/19 Contracted general activity (UDA)	25,000
Carry forward general activity (UDA)	0
18/19 Contracted orthodontic activity (UOA)	0
Carry forward orthodontic activity (UOA)	0
Baseline contract value	£481,250.00

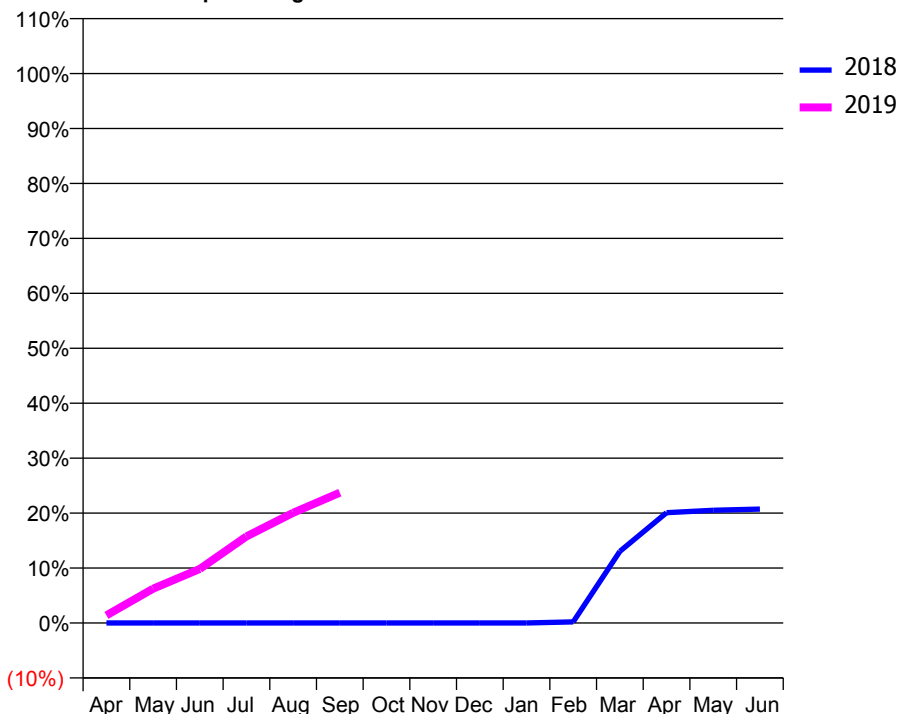
### ACCESS\*

Patients seen in 24 months	Total	Change since previous quarter
Quarter ending September 2017	0	
Quarter ending December 2017	0	
Quarter ending March 2018	662	
Quarter ending June 2018	1,953	↑
Quarter ending September 2018	2,965	↑
<b>Variance since September 2017</b>	N/A	



### ACTIVITY

Cumulative percentage of contracted UDA delivered 2018 & 2019



Month	Adjusted Scheduled Activity (UDA)	
	2018	2019
April	0	348
May	0	1,560
June	0	2,460
July	0	3,943
August	0	5,013
September	0	5,929
October	0	
November	0	
December	0	
January	0	
February	17	
March	1,087	
April	1,673	
May	1,709	
June	1,727	

### QUALITY

	Quantity	Base Number	Contract	AT	Region	England
% of FP17s for the same patient ID Re-attending within 3 months - Children	56	510	11.0%	9.4%	11.4%	11.6%
% of FP17s for the same patient ID Re-attending within 3 months - Adults	685	3,539	19.4%	13.8%	15.0%	15.5%
% of FP17s for the same patient ID Re-attending between 3 & 9 months - Children	24	510	4.7%	61.4%	59.9%	58.8%
% of FP17s for the same patient ID Re-attending between 3 & 9 months - Adults	103	3,539	2.9%	52.7%	52.0%	51.1%
% of FP17s for Band 1 Urgent Courses	2,338	3,589	65.1%	7.6%	8.0%	9.0%
% of FP17s Relating to Free Repair or Replacements	1	3,589	0.0%	0.8%	0.8%	0.8%
% of FP17s Relating to Continuations	1	3,589	0.0%	0.9%	0.9%	0.9%
% of Patients satisfied with the dentistry they have received	2	2	N/A	93.3%	93.5%	93.3%
% of Patients satisfied with the time they had to wait for an appointment	2	2	N/A	86.3%	89.1%	88.9%

\* This is based on patients treated on this contract for their most recent course of treatment. Figures in italics indicate the base number of FP17s or Patient Questionnaire responses are less than 100. N/A is shown where the base number of responses is less than 10 during the period. % is calculated as Quantity/Base number\*100

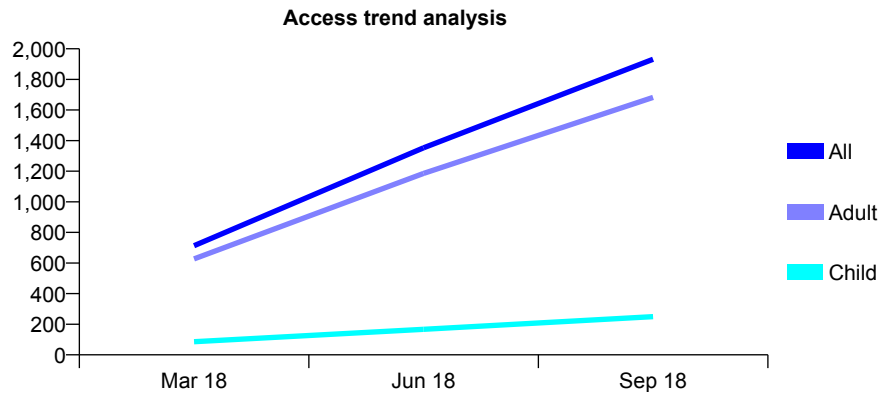
## Q59 - Vital Signs At a Glance Contract Report for 100548/0000 - September 2018

Name or company name	JDRM Dental Care Ltd
Contract type name	PDS Plus Contract
Purpose of contract	General
Contract start date	01/12/2017
Contract end date	30/11/2024

18/19 Contracted general activity (UDA)	25,000
Carry forward general activity (UDA)	0
18/19 Contracted orthodontic activity (UOA)	0
Carry forward orthodontic activity (UOA)	0
Baseline contract value	£481,250.00

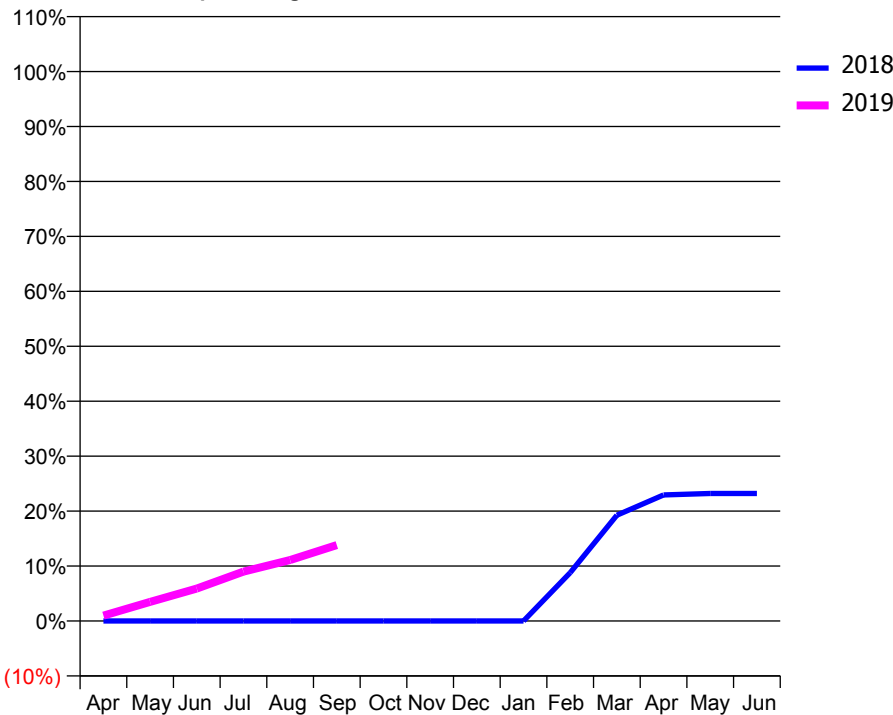
### ACCESS\*

Patients seen in 24 months	Total	Change since previous quarter
Quarter ending September 2017	0	
Quarter ending December 2017	0	
Quarter ending March 2018	713	
Quarter ending June 2018	1,353	↑
Quarter ending September 2018	1,932	↑
<b>Variance since September 2017</b>	N/A	



### ACTIVITY

Cumulative percentage of contracted UDA delivered 2018 & 2019



Month	Adjusted Scheduled Activity (UDA)	
	2018	2019
April	0	247
May	0	870
June	0	1,479
July	0	2,246
August	0	2,774
September	0	3,456
October	0	
November	0	
December	0	
January	0	
February	733	
March	1,604	
April	1,913	
May	1,935	
June	1,935	

### QUALITY

	Quantity	Base Number	Contract	AT	Region	England
% of FP17s for the same patient ID Re-attending within 3 months - Children	26	320	8.1%	9.4%	11.4%	11.6%
% of FP17s for the same patient ID Re-attending within 3 months - Adults	367	2,142	17.1%	13.8%	15.0%	15.5%
% of FP17s for the same patient ID Re-attending between 3 & 9 months - Children	20	320	6.3%	61.4%	59.9%	58.8%
% of FP17s for the same patient ID Re-attending between 3 & 9 months - Adults	80	2,142	3.7%	52.7%	52.0%	51.1%
% of FP17s for Band 1 Urgent Courses	1,614	2,259	71.4%	7.6%	8.0%	9.0%
% of FP17s Relating to Free Repair or Replacements	10	2,259	0.4%	0.8%	0.8%	0.8%
% of FP17s Relating to Continuations	2	2,259	0.1%	0.9%	0.9%	0.9%
% of Patients satisfied with the dentistry they have received	0	0	N/A	93.3%	93.5%	93.3%
% of Patients satisfied with the time they had to wait for an appointment	0	0	N/A	86.3%	89.1%	88.9%

\* This is based on patients treated on this contract for their most recent course of treatment. Figures in italics indicate the base number of FP17s or Patient Questionnaire responses are less than 100. N/A is shown where the base number of responses is less than 10 during the period. % is calculated as Quantity/Base number\*100



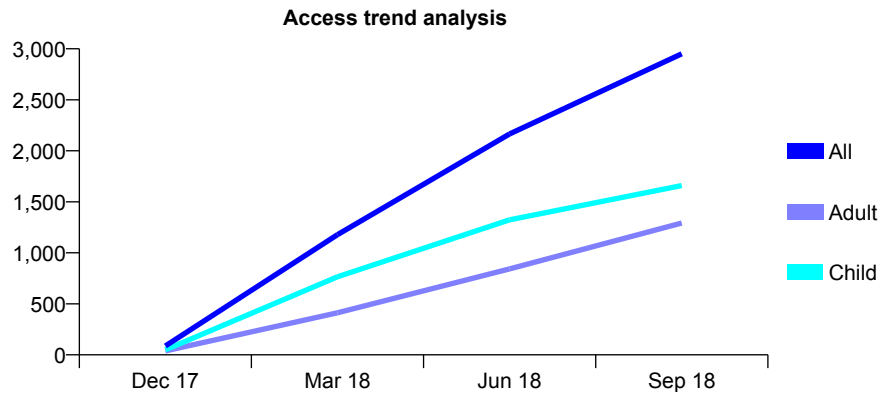
## Q59 - Vital Signs At a Glance Contract Report for 100549/0000 - September 2018

Name or company name	Community Dental Services CIC
Contract type name	PDS Contract
Purpose of contract	General
Contract start date	01/12/2017
Contract end date	30/11/2024

18/19 Contracted general activity (UDA)	10,500
Carry forward general activity (UDA)	0
18/19 Contracted orthodontic activity (UOA)	0
Carry forward orthodontic activity (UOA)	0
Baseline contract value	£2,799,458.00

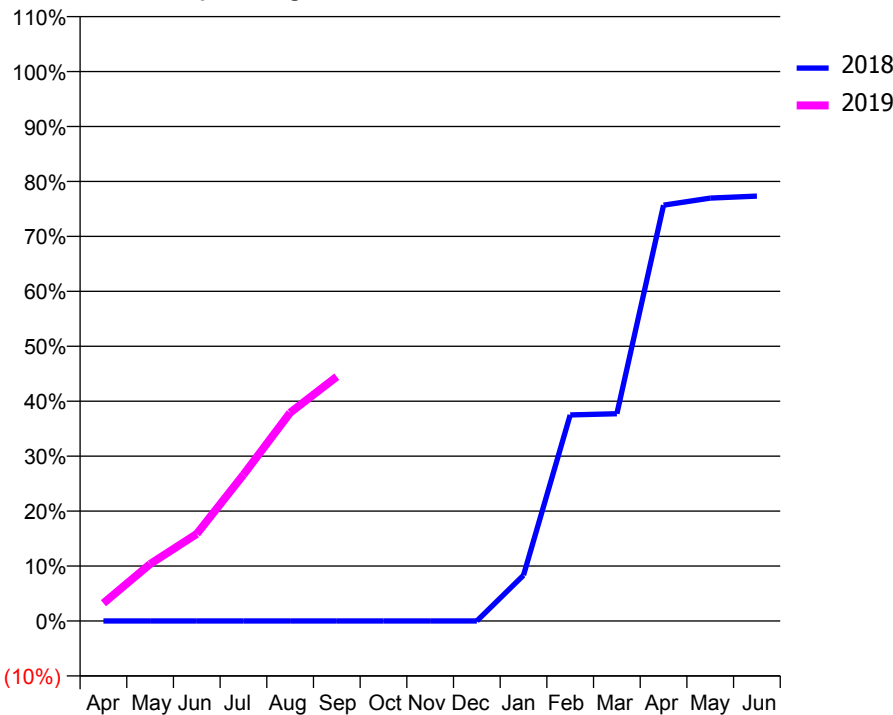
### ACCESS\*

Patients seen in 24 months	Total	Change since previous quarter
Quarter ending September 2017	0	
Quarter ending December 2017	87	↑
Quarter ending March 2018	1,179	↑
Quarter ending June 2018	2,165	↑
Quarter ending September 2018	2,951	↑
<b>Variance since September 2017</b>	N/A	



### ACTIVITY

Cumulative percentage of contracted UDA delivered 2018 & 2019



Month	Adjusted Scheduled Activity (UDA)	
	2018	2019
April	0	341
May	0	1,089
June	0	1,664
July	0	2,795
August	0	3,981
September	0	4,669
October	0	
November	0	
December	0	
January	291	
February	1,313	
March	1,320	
April	2,648	
May	2,694	
June	2,707	

### QUALITY

	Quantity	Base Number	Contract	AT	Region	England
% of FP17s for the same patient ID Re-attending within 3 months - Children	151	2,570	5.9%	9.4%	11.4%	11.6%
% of FP17s for the same patient ID Re-attending within 3 months - Adults	110	1,385	7.9%	13.8%	15.0%	15.5%
% of FP17s for the same patient ID Re-attending between 3 & 9 months - Children	368	2,570	14.3%	61.4%	59.9%	58.8%
% of FP17s for the same patient ID Re-attending between 3 & 9 months - Adults	233	1,385	16.8%	52.7%	52.0%	51.1%
% of FP17s for Band 1 Urgent Courses	145	2,902	5.0%	7.6%	8.0%	9.0%
% of FP17s Relating to Free Repair or Replacements	0	2,902	0.0%	0.8%	0.8%	0.8%
% of FP17s Relating to Continuations	0	2,902	0.0%	0.9%	0.9%	0.9%
% of Patients satisfied with the dentistry they have received	0	0	N/A	93.3%	93.5%	93.3%
% of Patients satisfied with the time they had to wait for an appointment	0	0	N/A	86.3%	89.1%	88.9%

\* This is based on patients treated on this contract for their most recent course of treatment. Figures in italics indicate the base number of FP17s or Patient Questionnaire responses are less than 100. N/A is shown where the base number of responses is less than 10 during the period. % is calculated as Quantity/Base number\*100

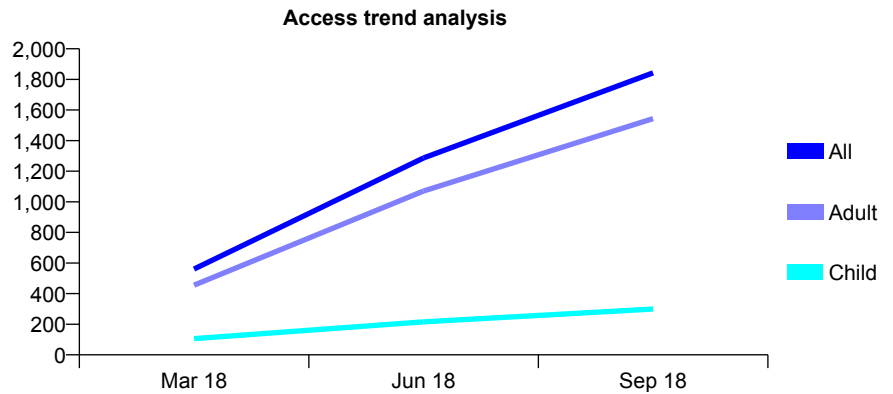
## Q59 - Vital Signs At a Glance Contract Report for 100559/0000 - September 2018

Name or company name	JDRM Dental Care Ltd
Contract type name	PDS Plus Contract
Purpose of contract	General
Contract start date	21/12/2017
Contract end date	11/01/2025

18/19 Contracted general activity (UDA)	25,000
Carry forward general activity (UDA)	0
18/19 Contracted orthodontic activity (UOA)	0
Carry forward orthodontic activity (UOA)	0
Baseline contract value	£481,250.00

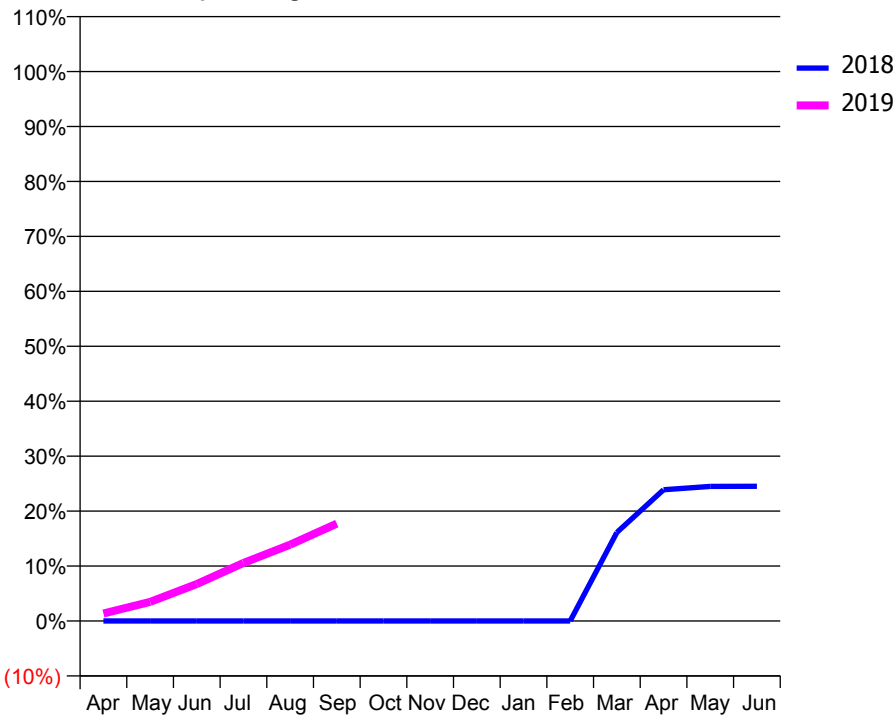
### ACCESS\*

Patients seen in 24 months	Total	Change since previous quarter
Quarter ending September 2017	0	
Quarter ending December 2017	0	
Quarter ending March 2018	561	
Quarter ending June 2018	1,287	↑
Quarter ending September 2018	1,843	↑
<b>Variance since September 2017</b>	N/A	



### ACTIVITY

Cumulative percentage of contracted UDA delivered 2018 & 2019



Month	Adjusted Scheduled Activity (UDA)	
	2018	2019
April	0	340
May	0	873
June	0	1,681
July	0	2,641
August	0	3,472
September	0	4,429
October	0	
November	0	
December	0	
January	0	
February	0	
March	888	
April	1,317	
May	1,350	
June	1,351	

### QUALITY

	Quantity	Base Number	Contract	AT	Region	England
% of FP17s for the same patient ID Re-attending within 3 months - Children	22	322	6.8%	9.4%	11.4%	11.6%
% of FP17s for the same patient ID Re-attending within 3 months - Adults	260	1,842	14.1%	13.8%	15.0%	15.5%
% of FP17s for the same patient ID Re-attending between 3 & 9 months - Children	43	322	13.4%	61.4%	59.9%	58.8%
% of FP17s for the same patient ID Re-attending between 3 & 9 months - Adults	168	1,842	9.1%	52.7%	52.0%	51.1%
% of FP17s for Band 1 Urgent Courses	591	1,927	30.7%	7.6%	8.0%	9.0%
% of FP17s Relating to Free Repair or Replacements	7	1,927	0.4%	0.8%	0.8%	0.8%
% of FP17s Relating to Continuations	5	1,927	0.3%	0.9%	0.9%	0.9%
% of Patients satisfied with the dentistry they have received	3	5	N/A	93.3%	93.5%	93.3%
% of Patients satisfied with the time they had to wait for an appointment	4	5	N/A	86.3%	89.1%	88.9%

\* This is based on patients treated on this contract for their most recent course of treatment. Figures in italics indicate the base number of FP17s or Patient Questionnaire responses are less than 100. N/A is shown where the base number of responses is less than 10 during the period. % is calculated as Quantity/Base number\*100

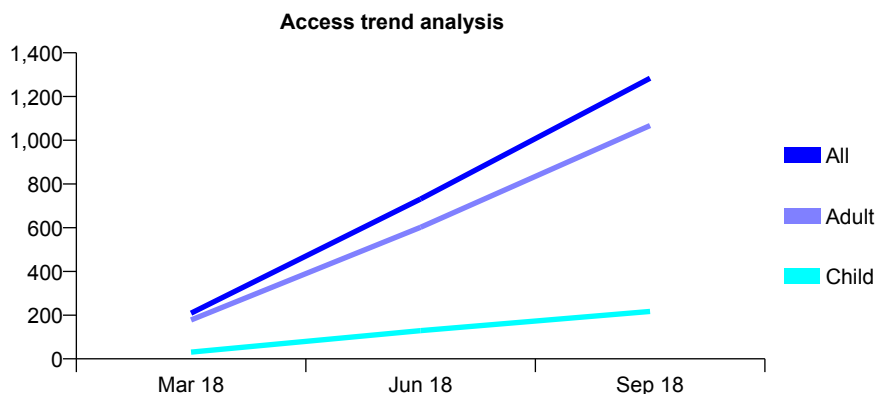
## Q59 - Vital Signs At a Glance Contract Report for 100570/0000 - September 2018

Name or company name	JDRM Dental Care Ltd
Contract type name	PDS Plus Contract
Purpose of contract	General
Contract start date	12/01/2018
Contract end date	11/01/2025

18/19 Contracted general activity (UDA)	25,000
Carry forward general activity (UDA)	0
18/19 Contracted orthodontic activity (UOA)	0
Carry forward orthodontic activity (UOA)	0
Baseline contract value	£481,250.00

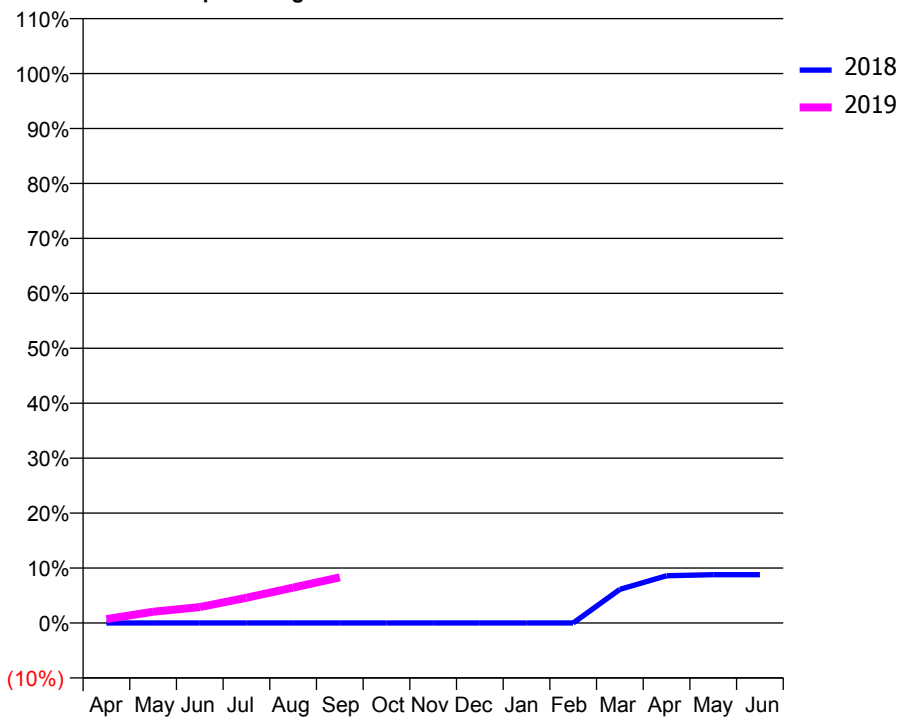
### ACCESS\*

Patients seen in 24 months	Total	Change since previous quarter
Quarter ending September 2017	0	
Quarter ending December 2017	0	
Quarter ending March 2018	209	
Quarter ending June 2018	731	↑
Quarter ending September 2018	1,284	↑
<b>Variance since September 2017</b>	N/A	



### ACTIVITY

Cumulative percentage of contracted UDA delivered 2018 & 2019



Month	Adjusted Scheduled Activity (UDA)	
	2018	2019
April	0	178
May	0	514
June	0	725
July	0	1,151
August	0	1,608
September	0	2,079
October	0	
November	0	
December	0	
January	0	
February	0	
March	337	
April	474	
May	484	
June	484	

### QUALITY

	Quantity	Base Number	Contract	AT	Region	England
% of FP17s for the same patient ID Re-attending within 3 months - Children	6	226	2.7%	9.4%	11.4%	11.6%
% of FP17s for the same patient ID Re-attending within 3 months - Adults	94	1,159	8.1%	13.8%	15.0%	15.5%
% of FP17s for the same patient ID Re-attending between 3 & 9 months - Children	21	226	9.3%	61.4%	59.9%	58.8%
% of FP17s for the same patient ID Re-attending between 3 & 9 months - Adults	80	1,159	6.9%	52.7%	52.0%	51.1%
% of FP17s for Band 1 Urgent Courses	412	1,280	32.2%	7.6%	8.0%	9.0%
% of FP17s Relating to Free Repair or Replacements	0	1,280	0.0%	0.8%	0.8%	0.8%
% of FP17s Relating to Continuations	0	1,280	0.0%	0.9%	0.9%	0.9%
% of Patients satisfied with the dentistry they have received	1	1	N/A	93.3%	93.5%	93.3%
% of Patients satisfied with the time they had to wait for an appointment	1	1	N/A	86.3%	89.1%	88.9%

\* This is based on patients treated on this contract for their most recent course of treatment. Figures in italics indicate the base number of FP17s or Patient Questionnaire responses are less than 100. N/A is shown where the base number of responses is less than 10 during the period. % is calculated as Quantity/Base number\*100

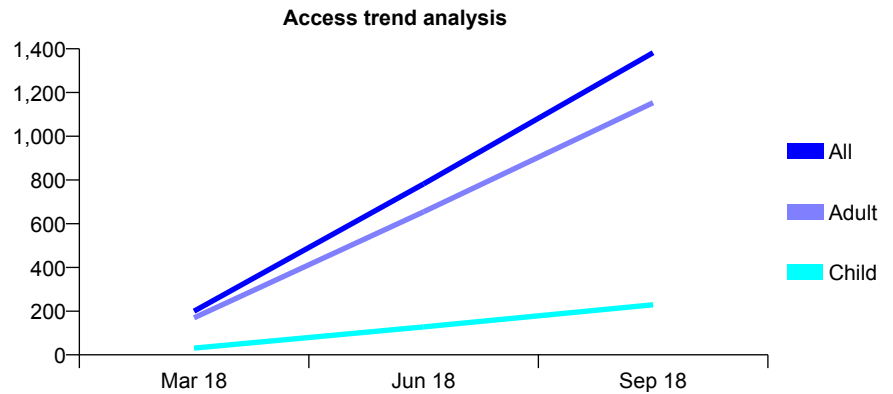
## Q59 - Vital Signs At a Glance Contract Report for 100579/0000 - September 2018

Name or company name	JDRM Dental Care Ltd
Contract type name	PDS Plus Contract
Purpose of contract	General
Contract start date	01/02/2018
Contract end date	31/01/2025

18/19 Contracted general activity (UDA)	25,000
Carry forward general activity (UDA)	0
18/19 Contracted orthodontic activity (UOA)	0
Carry forward orthodontic activity (UOA)	0
Baseline contract value	£481,250.00

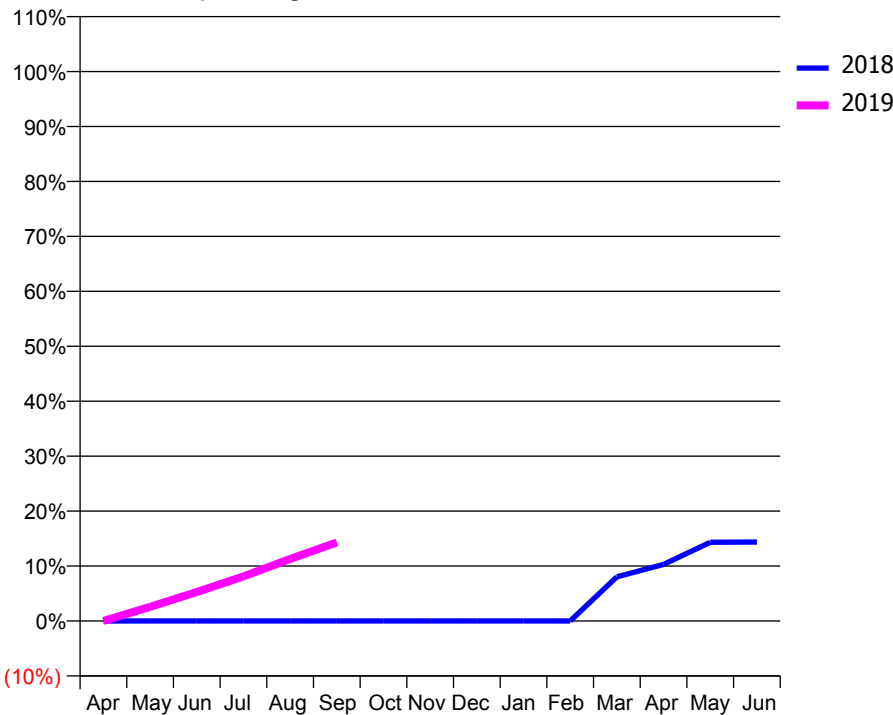
### ACCESS\*

Patients seen in 24 months	Total	Change since previous quarter
Quarter ending September 2017	0	
Quarter ending December 2017	0	
Quarter ending March 2018	200	
Quarter ending June 2018	782	↑
Quarter ending September 2018	1,382	↑
<b>Variance since September 2017</b>	N/A	



### ACTIVITY

Cumulative percentage of contracted UDA delivered 2018 & 2019



Month	Adjusted Scheduled Activity (UDA)	
	2018	2019
April	0	0
May	0	649
June	0	1,321
July	0	2,031
August	0	2,827
September	0	3,575
October	0	
November	0	
December	0	
January	0	
February	0	
March	335	
April	429	
May	598	
June	600	

### QUALITY

	Quantity	Base Number	Contract	AT	Region	England
% of FP17s for the same patient ID Re-attending within 3 months - Children	13	291	4.5%	9.4%	11.4%	11.6%
% of FP17s for the same patient ID Re-attending within 3 months - Adults	222	1,686	13.2%	13.8%	15.0%	15.5%
% of FP17s for the same patient ID Re-attending between 3 & 9 months - Children	10	291	3.4%	61.4%	59.9%	58.8%
% of FP17s for the same patient ID Re-attending between 3 & 9 months - Adults	34	1,686	2.0%	52.7%	52.0%	51.1%
% of FP17s for Band 1 Urgent Courses	946	1,826	51.8%	7.6%	8.0%	9.0%
% of FP17s Relating to Free Repair or Replacements	6	1,826	0.3%	0.8%	0.8%	0.8%
% of FP17s Relating to Continuations	3	1,826	0.2%	0.9%	0.9%	0.9%
% of Patients satisfied with the dentistry they have received	1	1	N/A	93.3%	93.5%	93.3%
% of Patients satisfied with the time they had to wait for an appointment	1	1	N/A	86.3%	89.1%	88.9%

\* This is based on patients treated on this contract for their most recent course of treatment. Figures in italics indicate the base number of FP17s or Patient Questionnaire responses are less than 100. N/A is shown where the base number of responses is less than 10 during the period. % is calculated as Quantity/Base number\*100

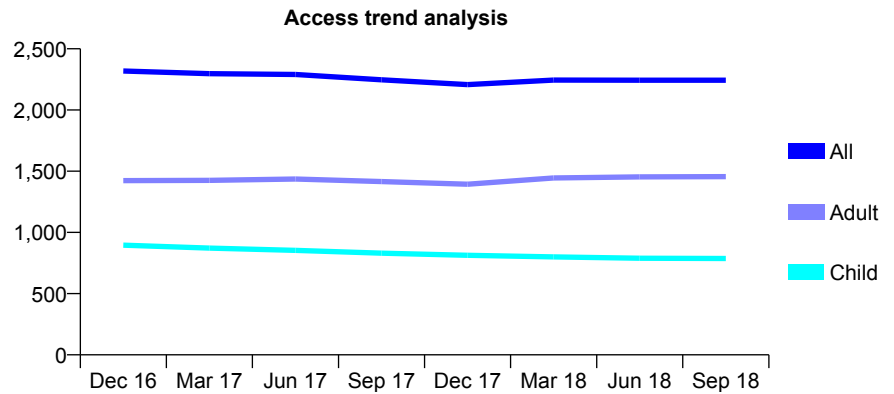
## Q59 - Vital Signs At a Glance Contract Report for 101281/0034 - September 2018

Name or company name	OASIS DENTAL CARE LTD
Contract type name	GDS Contract
Purpose of contract	General and Orthodontic
Contract start date	01/04/2006
Contract end date	

18/19 Contracted general activity (UDA)	7,246
Carry forward general activity (UDA)	0
18/19 Contracted orthodontic activity (UOA)	1,134
Carry forward orthodontic activity (UOA)	0
Baseline contract value	£249,897.09

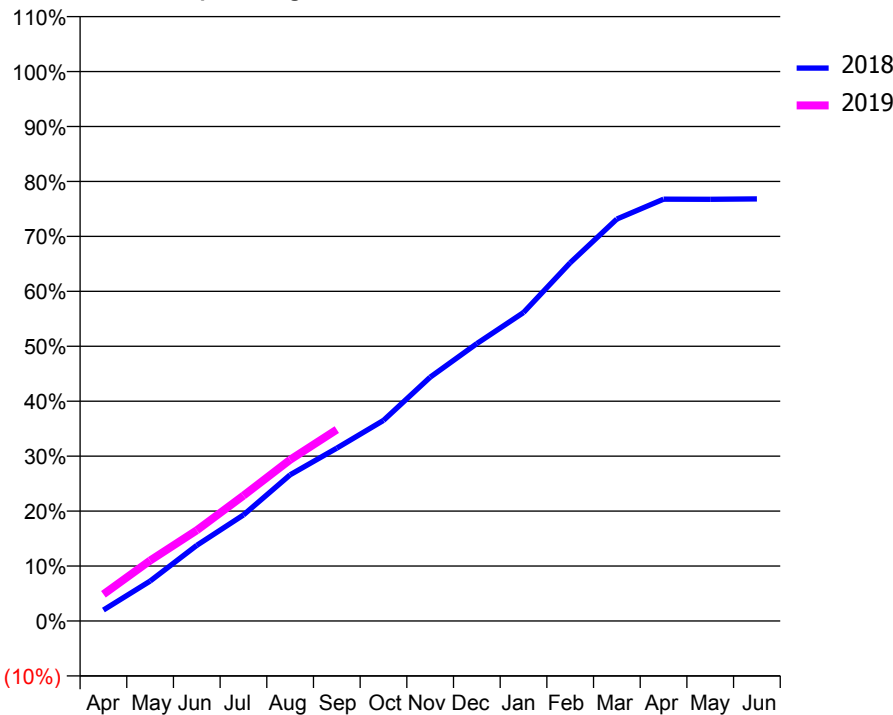
### ACCESS\*

Patients seen in 24 months	Total	Change since previous quarter
Quarter ending September 2017	2,247	
Quarter ending December 2017	2,207	↓
Quarter ending March 2018	2,245	→
Quarter ending June 2018	2,243	→
Quarter ending September 2018	2,243	→
<b>Variance since September 2017</b>	<b>(0.2%)</b>	→



### ACTIVITY

Cumulative percentage of contracted UDA delivered 2018 & 2019



Adjusted Scheduled Activity (UDA)		
Month	2018	2019
April	145	353
May	527	798
June	998	1,196
July	1,398	1,654
August	1,928	2,127
September	2,281	2,523
October	2,646	
November	3,216	
December	3,658	
January	4,068	
February	4,724	
March	5,301	
April	5,562	
May	5,561	
June	5,566	

### QUALITY

	Quantity	Base Number	Contract	AT	Region	England
% of FP17s for the same patient ID Re-attending within 3 months - Children	52	712	7.3%	9.4%	11.4%	11.6%
% of FP17s for the same patient ID Re-attending within 3 months - Adults	135	1,022	13.2%	13.8%	15.0%	15.5%
% of FP17s for the same patient ID Re-attending between 3 & 9 months - Children	504	712	70.8%	61.4%	59.9%	58.8%
% of FP17s for the same patient ID Re-attending between 3 & 9 months - Adults	593	1,022	58.0%	52.7%	52.0%	51.1%
% of FP17s for Band 1 Urgent Courses	142	1,549	9.2%	7.6%	8.0%	9.0%
% of FP17s Relating to Free Repair or Replacements	4	1,549	0.3%	0.8%	0.8%	0.8%
% of FP17s Relating to Continuations	0	1,549	0.0%	0.9%	0.9%	0.9%
% of Patients satisfied with the dentistry they have received	1	1	N/A	93.3%	93.5%	93.3%
% of Patients satisfied with the time they had to wait for an appointment	0	1	N/A	86.3%	89.1%	88.9%

\* This is based on patients treated on this contract for their most recent course of treatment. Figures in italics indicate the base number of FP17s or Patient Questionnaire responses are less than 100. N/A is shown where the base number of responses is less than 10 during the period. % is calculated as Quantity/Base number\*100

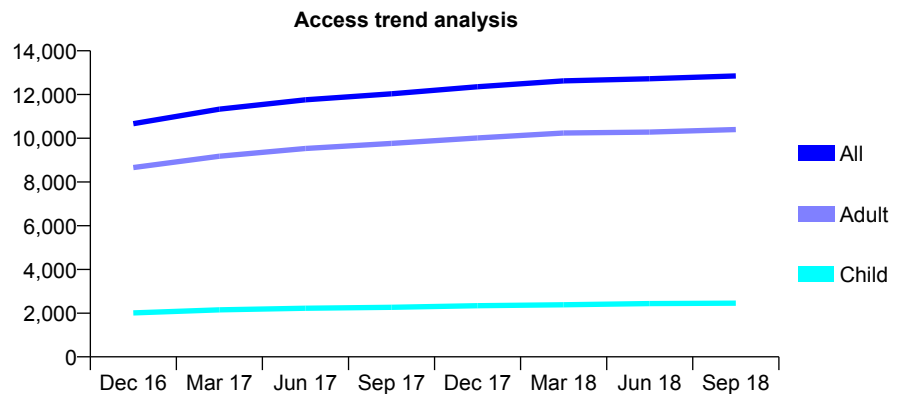
## Q59 - Vital Signs At a Glance Contract Report for 101281/0055 - September 2018

Name or company name	OASIS DENTAL CARE LTD
Contract type name	Pilot Contract
Purpose of contract	General
Contract start date	01/04/2006
Contract end date	

18/19 Contracted general activity (UDA)	36,428
Carry forward general activity (UDA)	0
18/19 Contracted orthodontic activity (UOA)	0
Carry forward orthodontic activity (UOA)	0
Baseline contract value	£812,137.53

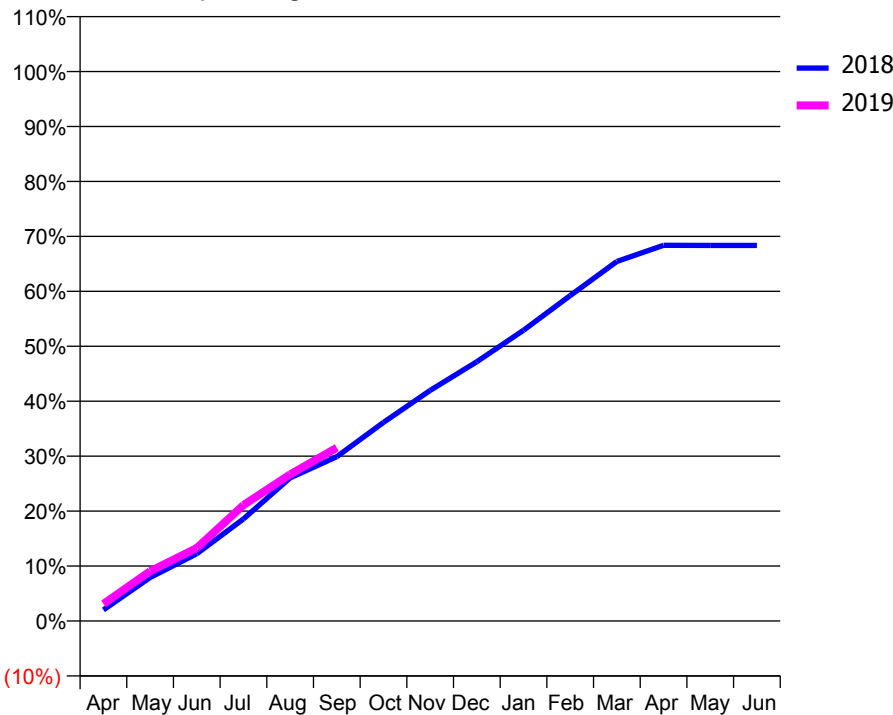
### ACCESS\*

Patients seen in 24 months	Total	Change since previous quarter
Quarter ending September 2017	12,030	
Quarter ending December 2017	12,355	↑
Quarter ending March 2018	12,622	↑
Quarter ending June 2018	12,719	→
Quarter ending September 2018	12,852	→
<b>Variance since September 2017</b>	<b>6.8%</b>	<b>↑</b>



### ACTIVITY

Cumulative percentage of contracted UDA delivered 2018 & 2019



Month	Adjusted Scheduled Activity (UDA)	
	2018	2019
April	737	1,139
May	2,890	3,304
June	4,456	4,842
July	6,767	7,686
August	9,487	9,715
September	10,892	11,492
October	13,167	
November	15,285	
December	17,193	
January	19,277	
February	21,571	
March	23,838	
April	24,904	
May	24,898	
June	24,898	

### QUALITY

	Quantity	Base Number	Contract	AT	Region	England
% of FP17s for the same patient ID Re-attending within 3 months - Children	41	1,335	3.1%	9.4%	11.4%	11.6%
% of FP17s for the same patient ID Re-attending within 3 months - Adults	379	4,870	7.8%	13.8%	15.0%	15.5%
% of FP17s for the same patient ID Re-attending between 3 & 9 months - Children	481	1,335	36.0%	61.4%	59.9%	58.8%
% of FP17s for the same patient ID Re-attending between 3 & 9 months - Adults	1,378	4,870	28.3%	52.7%	52.0%	51.1%
% of FP17s for Band 1 Urgent Courses	47	5,804	0.8%	7.6%	8.0%	9.0%
% of FP17s Relating to Free Repair or Replacements	64	5,804	1.1%	0.8%	0.8%	0.8%
% of FP17s Relating to Continuations	112	5,804	1.9%	0.9%	0.9%	0.9%
% of Patients satisfied with the dentistry they have received	7	7	N/A	93.3%	93.5%	93.3%
% of Patients satisfied with the time they had to wait for an appointment	6	7	N/A	86.3%	89.1%	88.9%

\* This is based on patients treated on this contract for their most recent course of treatment. Figures in italics indicate the base number of FP17s or Patient Questionnaire responses are less than 100. N/A is shown where the base number of responses is less than 10 during the period. % is calculated as Quantity/Base number\*100

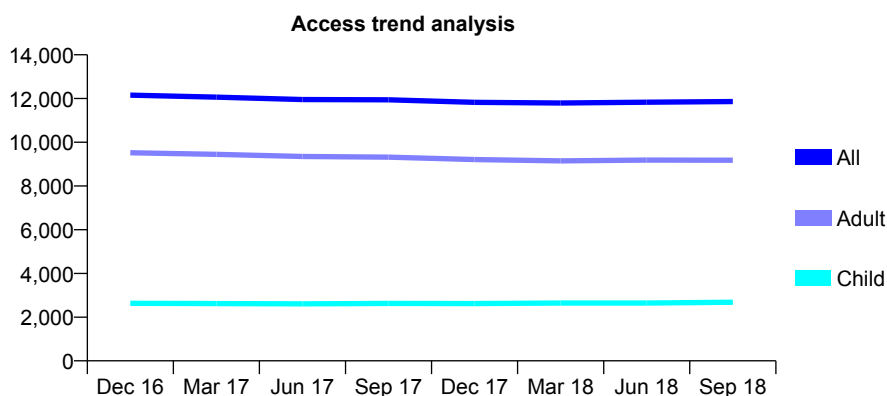
## Q59 - Vital Signs At a Glance Contract Report for 101281/0077 - September 2018

Name or company name	OASIS DENTAL CARE LTD
Contract type name	GDS Contract
Purpose of contract	General and Orthodontic
Contract start date	01/04/2006
Contract end date	

18/19 Contracted general activity (UDA)	33,200
Carry forward general activity (UDA)	0
18/19 Contracted orthodontic activity (UOA)	3,163
Carry forward orthodontic activity (UOA)	44
Baseline contract value	£952,478.39

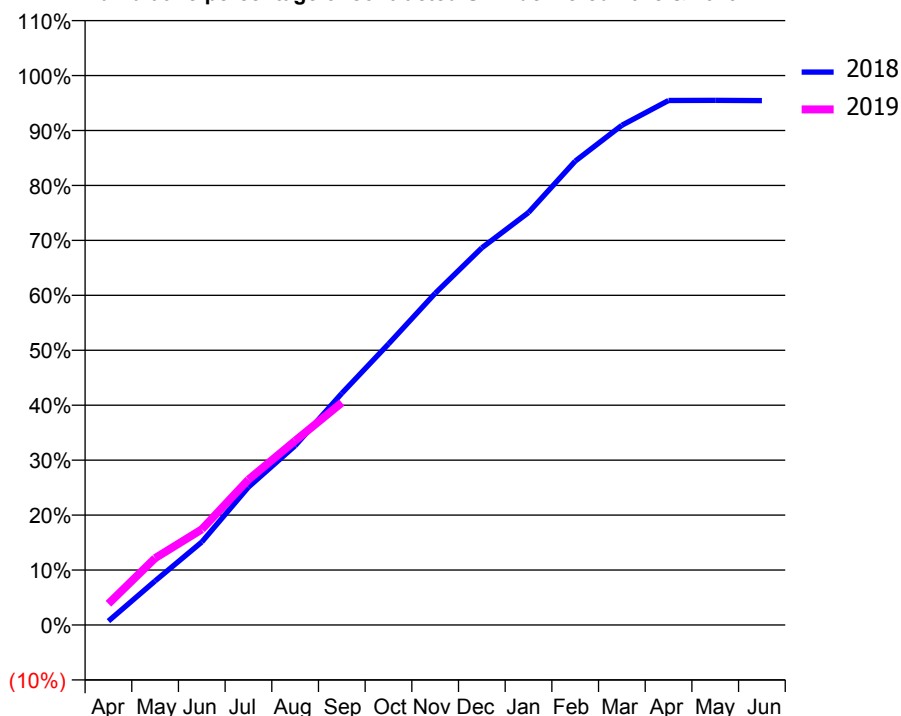
### ACCESS\*

Patients seen in 24 months	Total	Change since previous quarter
Quarter ending September 2017	11,941	
Quarter ending December 2017	11,828	→
Quarter ending March 2018	11,793	→
Quarter ending June 2018	11,830	→
Quarter ending September 2018	11,859	→
<b>Variance since September 2017</b>	<b>(0.7%)</b>	→



### ACTIVITY

Cumulative percentage of contracted UDA delivered 2018 & 2019



Month	Adjusted Scheduled Activity (UDA)	
	2018	2019
April	240	1,282
May	2,663	4,038
June	5,013	5,778
July	8,339	8,787
August	10,830	11,130
September	13,996	13,431
October	16,978	
November	20,044	
December	22,787	
January	24,927	
February	28,024	
March	30,194	
April	31,688	
May	31,696	
June	31,683	

### QUALITY

	Quantity	Base Number	Contract	AT	Region	England
% of FP17s for the same patient ID Re-attending within 3 months - Children	135	2,214	6.1%	9.4%	11.4%	11.6%
% of FP17s for the same patient ID Re-attending within 3 months - Adults	823	6,276	13.1%	13.8%	15.0%	15.5%
% of FP17s for the same patient ID Re-attending between 3 & 9 months - Children	1,335	2,214	60.3%	61.4%	59.9%	58.8%
% of FP17s for the same patient ID Re-attending between 3 & 9 months - Adults	3,213	6,276	51.2%	52.7%	52.0%	51.1%
% of FP17s for Band 1 Urgent Courses	690	7,507	9.2%	7.6%	8.0%	9.0%
% of FP17s Relating to Free Repair or Replacements	71	7,507	0.9%	0.8%	0.8%	0.8%
% of FP17s Relating to Continuations	66	7,507	0.9%	0.9%	0.9%	0.9%
% of Patients satisfied with the dentistry they have received	18	19	94.7%	93.3%	93.5%	93.3%
% of Patients satisfied with the time they had to wait for an appointment	19	19	100.0%	86.3%	89.1%	88.9%

\* This is based on patients treated on this contract for their most recent course of treatment. Figures in italics indicate the base number of FP17s or Patient Questionnaire responses are less than 100. N/A is shown where the base number of responses is less than 10 during the period. % is calculated as Quantity/Base number\*100

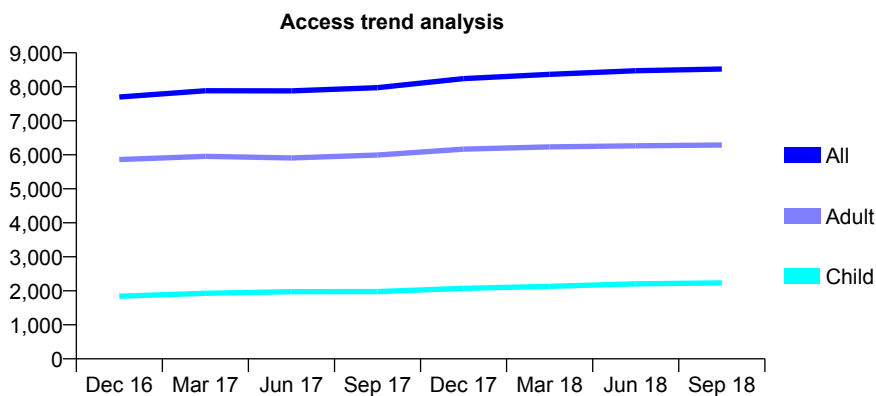
## Q59 - Vital Signs At a Glance Contract Report for 101281/0082 - September 2018

Name or company name	OASIS DENTAL CARE LTD
Contract type name	GDS Contract
Purpose of contract	General
Contract start date	01/04/2006
Contract end date	

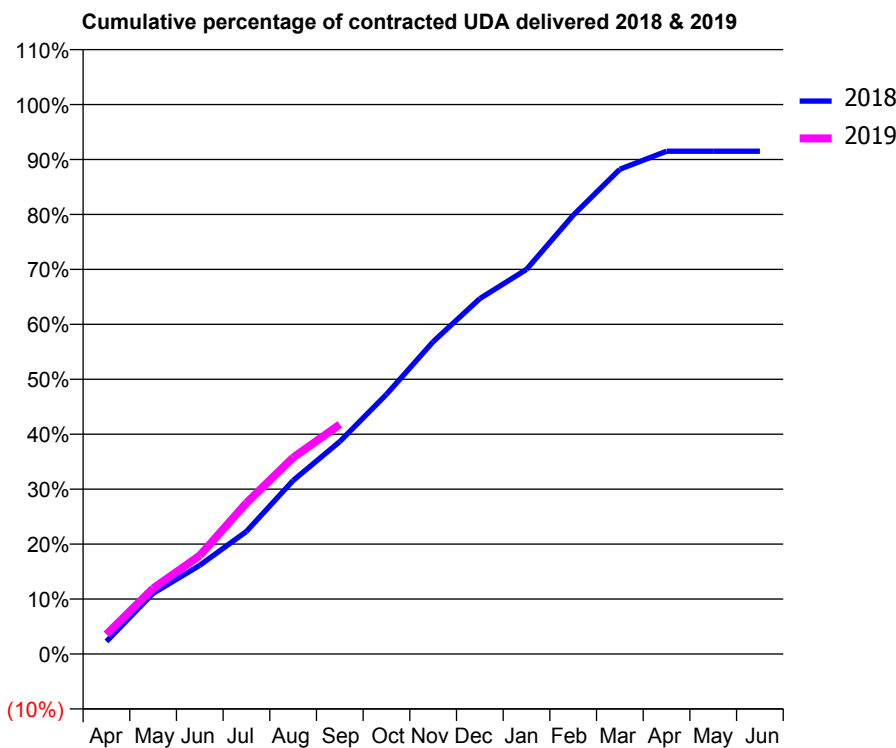
18/19 Contracted general activity (UDA)	21,656
Carry forward general activity (UDA)	0
18/19 Contracted orthodontic activity (UOA)	0
Carry forward orthodontic activity (UOA)	0
Baseline contract value	£482,804.81

### ACCESS\*

Patients seen in 24 months	Total	Change since previous quarter
Quarter ending September 2017	7,975	
Quarter ending December 2017	8,242	↑
Quarter ending March 2018	8,365	→
Quarter ending June 2018	8,471	→
Quarter ending September 2018	8,523	→
<b>Variance since September 2017</b>	<b>6.9%</b>	<b>↑</b>



### ACTIVITY



Month	Adjusted Scheduled Activity (UDA)	
	2018	2019
April	499	773
May	2,396	2,586
June	3,495	3,881
July	4,833	5,954
August	6,839	7,744
September	8,372	9,049
October	10,233	
November	12,308	
December	14,006	
January	15,159	
February	17,292	
March	19,107	
April	19,814	
May	19,814	
June	19,814	

### QUALITY

	Quantity	Base Number	Contract	AT	Region	England
% of FP17s for the same patient ID Re-attending within 3 months - Children	133	1,653	8.0%	9.4%	11.4%	11.6%
% of FP17s for the same patient ID Re-attending within 3 months - Adults	444	4,151	10.7%	13.8%	15.0%	15.5%
% of FP17s for the same patient ID Re-attending between 3 & 9 months - Children	951	1,653	57.5%	61.4%	59.9%	58.8%
% of FP17s for the same patient ID Re-attending between 3 & 9 months - Adults	2,259	4,151	54.4%	52.7%	52.0%	51.1%
% of FP17s for Band 1 Urgent Courses	86	5,389	1.6%	7.6%	8.0%	9.0%
% of FP17s Relating to Free Repair or Replacements	86	5,389	1.6%	0.8%	0.8%	0.8%
% of FP17s Relating to Continuations	150	5,389	2.8%	0.9%	0.9%	0.9%
% of Patients satisfied with the dentistry they have received	1	1	N/A	93.3%	93.5%	93.3%
% of Patients satisfied with the time they had to wait for an appointment	1	1	N/A	86.3%	89.1%	88.9%

\* This is based on patients treated on this contract for their most recent course of treatment. Figures in italics indicate the base number of FP17s or Patient Questionnaire responses are less than 100. N/A is shown where the base number of responses is less than 10 during the period. % is calculated as Quantity/Base number\*100



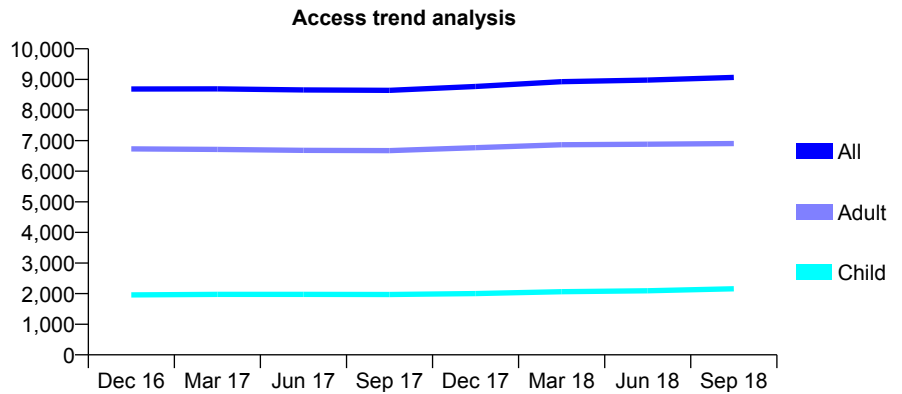
## Q59 - Vital Signs At a Glance Contract Report for 101281/0098 - September 2018

Name or company name	OASIS DENTAL CARE LTD
Contract type name	GDS Contract
Purpose of contract	General
Contract start date	01/04/2006
Contract end date	

18/19 Contracted general activity (UDA)	26,129
Carry forward general activity (UDA)	0
18/19 Contracted orthodontic activity (UOA)	0
Carry forward orthodontic activity (UOA)	0
Baseline contract value	£582,518.48

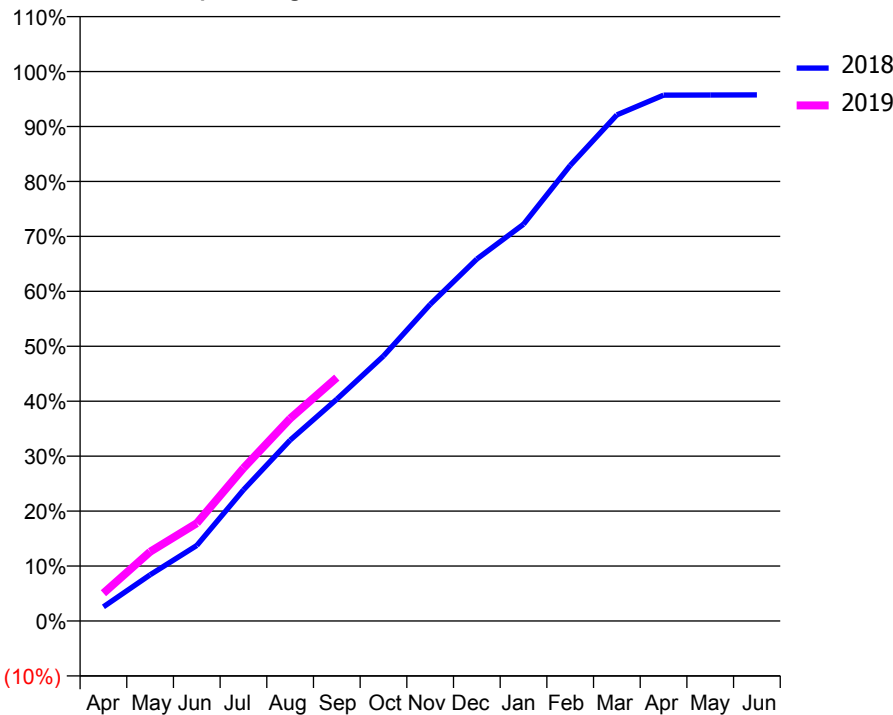
### ACCESS\*

Patients seen in 24 months	Total	Change since previous quarter
Quarter ending September 2017	8,643	
Quarter ending December 2017	8,771	→
Quarter ending March 2018	8,927	→
Quarter ending June 2018	8,977	→
Quarter ending September 2018	9,064	→
<b>Variance since September 2017</b>	<b>4.9%</b>	<b>↑</b>



### ACTIVITY

Cumulative percentage of contracted UDA delivered 2018 & 2019



Adjusted Scheduled Activity (UDA)		
Month	2018	2019
April	675	1,324
May	2,195	3,291
June	3,593	4,651
July	6,234	7,268
August	8,602	9,626
September	10,548	11,577
October	12,604	
November	15,055	
December	17,209	
January	18,865	
February	21,663	
March	24,065	
April	25,005	
May	25,013	
June	25,014	

### QUALITY

	Quantity	Base Number	Contract	AT	Region	England
% of FP17s for the same patient ID Re-attending within 3 months - Children	114	1,822	6.3%	9.4%	11.4%	11.6%
% of FP17s for the same patient ID Re-attending within 3 months - Adults	733	5,491	13.3%	13.8%	15.0%	15.5%
% of FP17s for the same patient ID Re-attending between 3 & 9 months - Children	1,239	1,822	68.0%	61.4%	59.9%	58.8%
% of FP17s for the same patient ID Re-attending between 3 & 9 months - Adults	3,716	5,491	67.7%	52.7%	52.0%	51.1%
% of FP17s for Band 1 Urgent Courses	587	6,876	8.5%	7.6%	8.0%	9.0%
% of FP17s Relating to Free Repair or Replacements	64	6,876	0.9%	0.8%	0.8%	0.8%
% of FP17s Relating to Continuations	11	6,876	0.2%	0.9%	0.9%	0.9%
% of Patients satisfied with the dentistry they have received	10	11	90.9%	93.3%	93.5%	93.3%
% of Patients satisfied with the time they had to wait for an appointment	11	11	100.0%	86.3%	89.1%	88.9%

\* This is based on patients treated on this contract for their most recent course of treatment. Figures in italics indicate the base number of FP17s or Patient Questionnaire responses are less than 100. N/A is shown where the base number of responses is less than 10 during the period. % is calculated as Quantity/Base number\*100

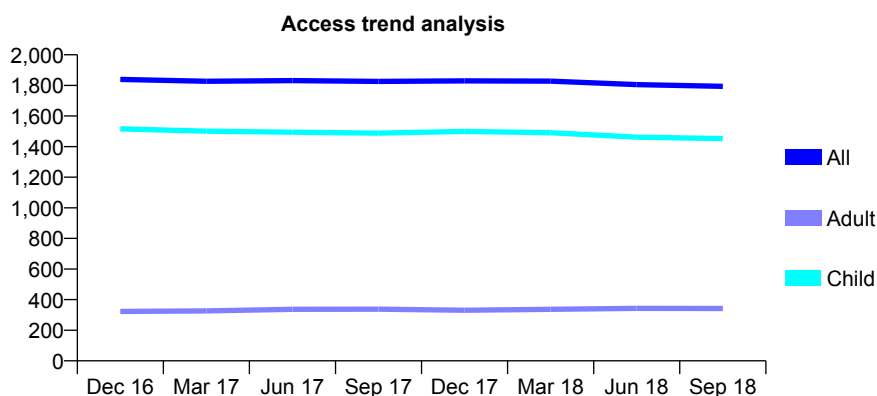
## Q59 - Vital Signs At a Glance Contract Report for 101281/0114 - September 2018

Name or company name	OASIS DENTAL CARE LTD
Contract type name	GDS Contract
Purpose of contract	General
Contract start date	01/04/2006
Contract end date	

18/19 Contracted general activity (UDA)	3,552
Carry forward general activity (UDA)	-63
18/19 Contracted orthodontic activity (UOA)	0
Carry forward orthodontic activity (UOA)	0
Baseline contract value	£80,361.34

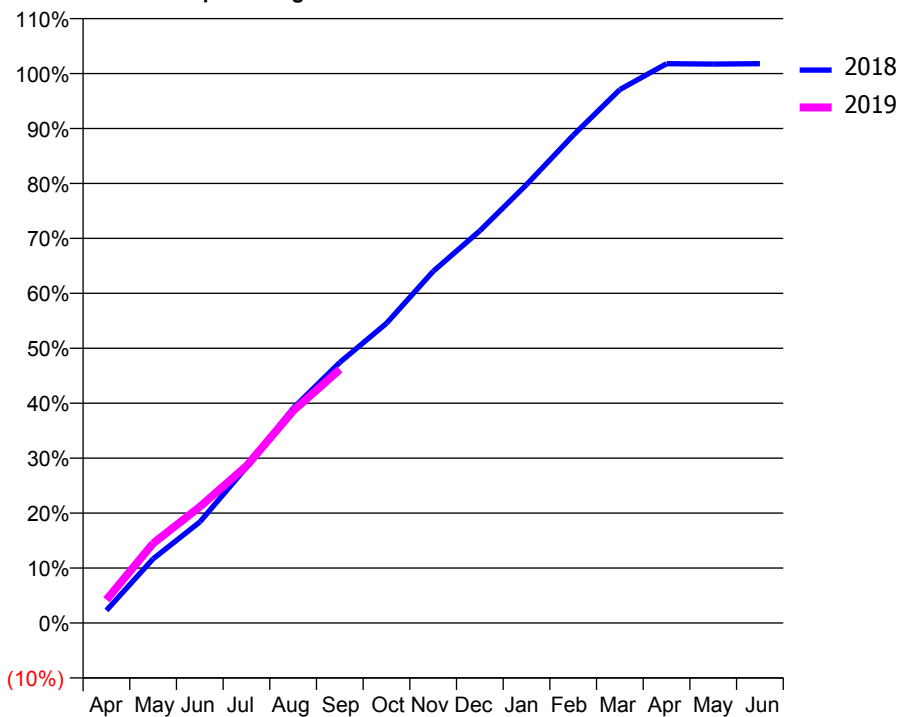
### ACCESS\*

Patients seen in 24 months	Total	Change since previous quarter
Quarter ending September 2017	1,826	
Quarter ending December 2017	1,830	→
Quarter ending March 2018	1,828	→
Quarter ending June 2018	1,805	↓
Quarter ending September 2018	1,794	→
<b>Variance since September 2017</b>	<b>(1.8%)</b>	<b>↓</b>



### ACTIVITY

Cumulative percentage of contracted UDA delivered 2018 & 2019



Month	2018	2019
April	81	150
May	415	515
June	653	751
July	1,007	1,015
August	1,388	1,372
September	1,685	1,639
October	1,937	
November	2,273	
December	2,536	
January	2,834	
February	3,153	
March	3,448	
April	3,615	
May	3,613	
June	3,615	

### QUALITY

	Quantity	Base Number	Contract	AT	Region	England
% of FP17s for the same patient ID Re-attending within 3 months - Children	59	1,277	4.6%	9.4%	11.4%	11.6%
% of FP17s for the same patient ID Re-attending within 3 months - Adults	7	181	3.9%	13.8%	15.0%	15.5%
% of FP17s for the same patient ID Re-attending between 3 & 9 months - Children	1,015	1,277	79.5%	61.4%	59.9%	58.8%
% of FP17s for the same patient ID Re-attending between 3 & 9 months - Adults	127	181	70.2%	52.7%	52.0%	51.1%
% of FP17s for Band 1 Urgent Courses	19	1,327	1.4%	7.6%	8.0%	9.0%
% of FP17s Relating to Free Repair or Replacements	0	1,327	0.0%	0.8%	0.8%	0.8%
% of FP17s Relating to Continuations	0	1,327	0.0%	0.9%	0.9%	0.9%
% of Patients satisfied with the dentistry they have received	0	0	N/A	93.3%	93.5%	93.3%
% of Patients satisfied with the time they had to wait for an appointment	0	0	N/A	86.3%	89.1%	88.9%

\* This is based on patients treated on this contract for their most recent course of treatment. Figures in italics indicate the base number of FP17s or Patient Questionnaire responses are less than 100. N/A is shown where the base number of responses is less than 10 during the period. % is calculated as Quantity/Base number\*100

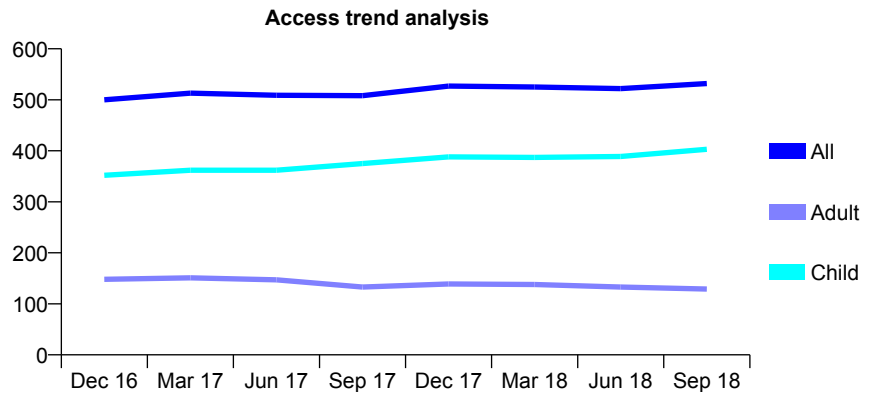
## Q59 - Vital Signs At a Glance Contract Report for 101281/0132 - September 2018

Name or company name	OASIS DENTAL CARE LTD
Contract type name	GDS Contract
Purpose of contract	General
Contract start date	01/04/2006
Contract end date	

18/19 Contracted general activity (UDA)	1,021
Carry forward general activity (UDA)	0
18/19 Contracted orthodontic activity (UOA)	0
Carry forward orthodontic activity (UOA)	0
Baseline contract value	£23,074.23

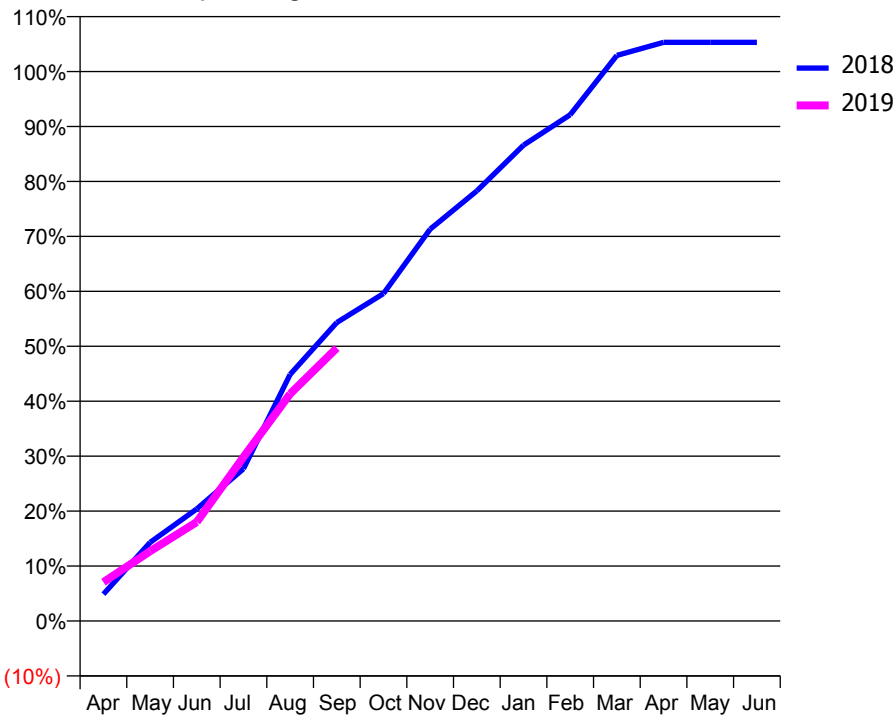
### ACCESS\*

Patients seen in 24 months	Total	Change since previous quarter
Quarter ending September 2017	508	
Quarter ending December 2017	527	↑
Quarter ending March 2018	525	→
Quarter ending June 2018	522	→
Quarter ending September 2018	532	→
<b>Variance since September 2017</b>	<b>4.7%</b>	<b>↑</b>



### ACTIVITY

Cumulative percentage of contracted UDA delivered 2018 & 2019



Month	Adjusted Scheduled Activity (UDA)	
	2018	2019
April	50	72
May	146	130
June	208	184
July	283	305
August	458	422
September	555	507
October	608	
November	728	
December	799	
January	884	
February	941	
March	1,051	
April	1,075	
May	1,075	
June	1,075	

### QUALITY

	Quantity	Base Number	Contract	AT	Region	England
% of FP17s for the same patient ID Re-attending within 3 months - Children	10	335	3.0%	9.4%	11.4%	11.6%
% of FP17s for the same patient ID Re-attending within 3 months - Adults	3	64	4.7%	13.8%	15.0%	15.5%
% of FP17s for the same patient ID Re-attending between 3 & 9 months - Children	229	335	68.4%	61.4%	59.9%	58.8%
% of FP17s for the same patient ID Re-attending between 3 & 9 months - Adults	33	64	51.6%	52.7%	52.0%	51.1%
% of FP17s for Band 1 Urgent Courses	11	377	2.9%	7.6%	8.0%	9.0%
% of FP17s Relating to Free Repair or Replacements	0	377	0.0%	0.8%	0.8%	0.8%
% of FP17s Relating to Continuations	0	377	0.0%	0.9%	0.9%	0.9%
% of Patients satisfied with the dentistry they have received	0	0	N/A	93.3%	93.5%	93.3%
% of Patients satisfied with the time they had to wait for an appointment	0	0	N/A	86.3%	89.1%	88.9%

\* This is based on patients treated on this contract for their most recent course of treatment. Figures in italics indicate the base number of FP17s or Patient Questionnaire responses are less than 100. N/A is shown where the base number of responses is less than 10 during the period. % is calculated as Quantity/Base number\*100

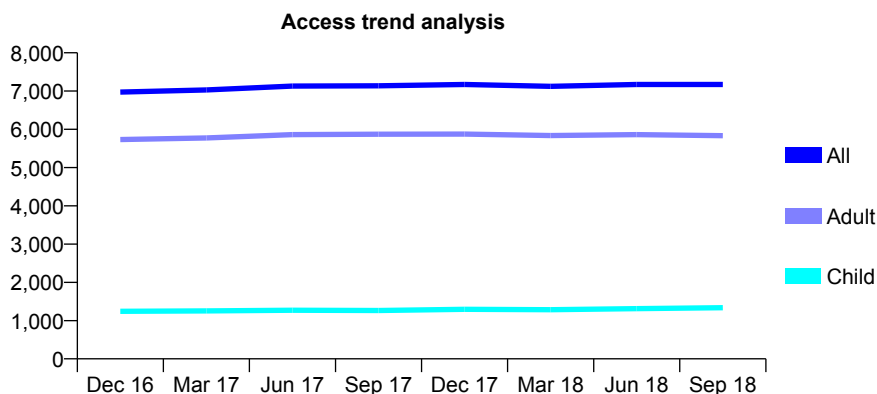
## Q59 - Vital Signs At a Glance Contract Report for 101281/0161 - September 2018

Name or company name	OASIS DENTAL CARE LTD
Contract type name	GDS Contract
Purpose of contract	General
Contract start date	09/10/2006
Contract end date	

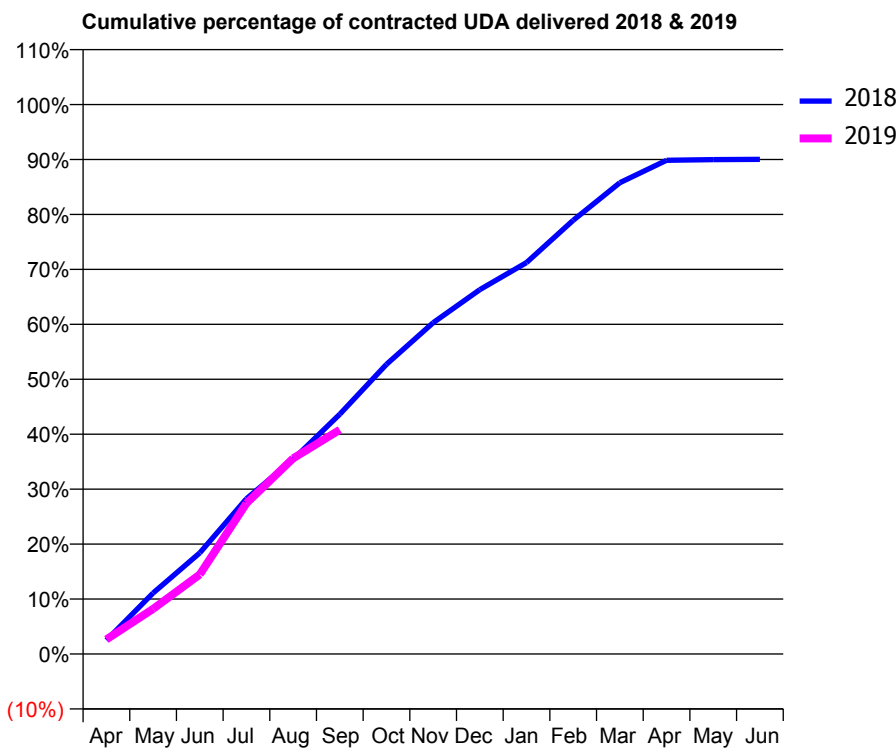
18/19 Contracted general activity (UDA)	27,589
Carry forward general activity (UDA)	0
18/19 Contracted orthodontic activity (UOA)	0
Carry forward orthodontic activity (UOA)	0
Baseline contract value	£615,072.64

### ACCESS\*

Patients seen in 24 months	Total	Change since previous quarter
Quarter ending September 2017	7,138	
Quarter ending December 2017	7,172	→
Quarter ending March 2018	7,122	→
Quarter ending June 2018	7,173	→
Quarter ending September 2018	7,171	→
<b>Variance since September 2017</b>	<b>0.5%</b>	<b>→</b>



### ACTIVITY



Month	Adjusted Scheduled Activity (UDA)	
	2018	2019
April	691	736
May	3,062	2,265
June	5,075	3,996
July	7,797	7,567
August	9,773	9,828
September	12,042	11,255
October	14,545	
November	16,635	
December	18,293	
January	19,654	
February	21,772	
March	23,662	
April	24,790	
May	24,823	
June	24,834	

### QUALITY

	Quantity	Base Number	Contract	AT	Region	England
% of FP17s for the same patient ID Re-attending within 3 months - Children	85	999	8.5%	9.4%	11.4%	11.6%
% of FP17s for the same patient ID Re-attending within 3 months - Adults	741	4,277	17.3%	13.8%	15.0%	15.5%
% of FP17s for the same patient ID Re-attending between 3 & 9 months - Children	527	999	52.8%	61.4%	59.9%	58.8%
% of FP17s for the same patient ID Re-attending between 3 & 9 months - Adults	2,160	4,277	50.5%	52.7%	52.0%	51.1%
% of FP17s for Band 1 Urgent Courses	614	4,903	12.5%	7.6%	8.0%	9.0%
% of FP17s Relating to Free Repair or Replacements	66	4,903	1.3%	0.8%	0.8%	0.8%
% of FP17s Relating to Continuations	56	4,903	1.1%	0.9%	0.9%	0.9%
% of Patients satisfied with the dentistry they have received	6	6	N/A	93.3%	93.5%	93.3%
% of Patients satisfied with the time they had to wait for an appointment	5	6	N/A	86.3%	89.1%	88.9%

\* This is based on patients treated on this contract for their most recent course of treatment. Figures in italics indicate the base number of FP17s or Patient Questionnaire responses are less than 100. N/A is shown where the base number of responses is less than 10 during the period. % is calculated as Quantity/Base number\*100

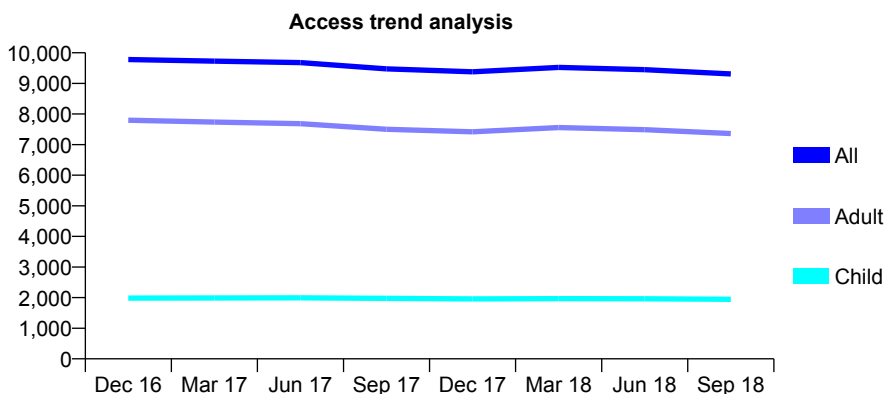
## Q59 - Vital Signs At a Glance Contract Report for 101281/0178 - September 2018

Name or company name	OASIS DENTAL CARE LTD
Contract type name	GDS Contract
Purpose of contract	General
Contract start date	31/03/2008
Contract end date	

18/19 Contracted general activity (UDA)	30,000
Carry forward general activity (UDA)	1,111
18/19 Contracted orthodontic activity (UOA)	0
Carry forward orthodontic activity (UOA)	0
Baseline contract value	£668,827.85

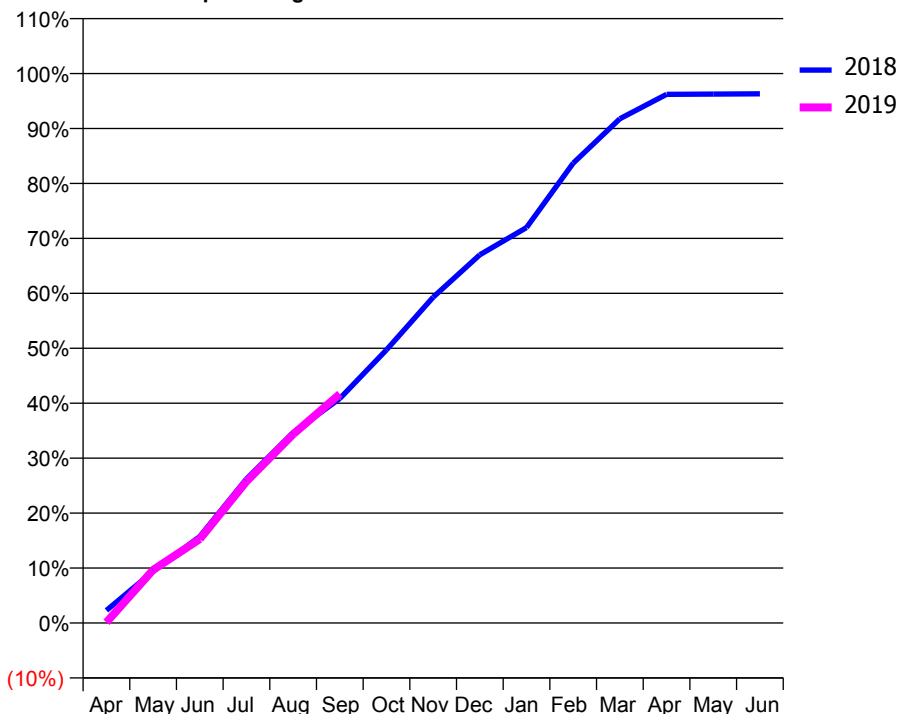
### ACCESS\*

Patients seen in 24 months	Total	Change since previous quarter
Quarter ending September 2017	9,477	
Quarter ending December 2017	9,377	↓
Quarter ending March 2018	9,525	→
Quarter ending June 2018	9,447	→
Quarter ending September 2018	9,308	↓
<b>Variance since September 2017</b>	<b>(1.8%)</b>	<b>↓</b>



### ACTIVITY

Cumulative percentage of contracted UDA delivered 2018 & 2019



Month	Adjusted Scheduled Activity (UDA)	
	2018	2019
April	685	39
May	2,820	2,899
June	4,719	4,585
July	7,869	7,731
August	10,392	10,305
September	12,254	12,503
October	14,914	
November	17,788	
December	20,105	
January	21,586	
February	25,103	
March	27,526	
April	28,865	
May	28,876	
June	28,889	

### QUALITY

	Quantity	Base Number	Contract	AT	Region	England
% of FP17s for the same patient ID Re-attending within 3 months - Children	116	1,578	7.4%	9.4%	11.4%	11.6%
% of FP17s for the same patient ID Re-attending within 3 months - Adults	615	5,387	11.4%	13.8%	15.0%	15.5%
% of FP17s for the same patient ID Re-attending between 3 & 9 months - Children	1,089	1,578	69.0%	61.4%	59.9%	58.8%
% of FP17s for the same patient ID Re-attending between 3 & 9 months - Adults	3,299	5,387	61.2%	52.7%	52.0%	51.1%
% of FP17s for Band 1 Urgent Courses	355	6,376	5.6%	7.6%	8.0%	9.0%
% of FP17s Relating to Free Repair or Replacements	66	6,376	1.0%	0.8%	0.8%	0.8%
% of FP17s Relating to Continuations	103	6,376	1.6%	0.9%	0.9%	0.9%
% of Patients satisfied with the dentistry they have received	12	13	92.3%	93.3%	93.5%	93.3%
% of Patients satisfied with the time they had to wait for an appointment	10	13	76.9%	86.3%	89.1%	88.9%

\* This is based on patients treated on this contract for their most recent course of treatment. Figures in italics indicate the base number of FP17s or Patient Questionnaire responses are less than 100. N/A is shown where the base number of responses is less than 10 during the period. % is calculated as Quantity/Base number\*100

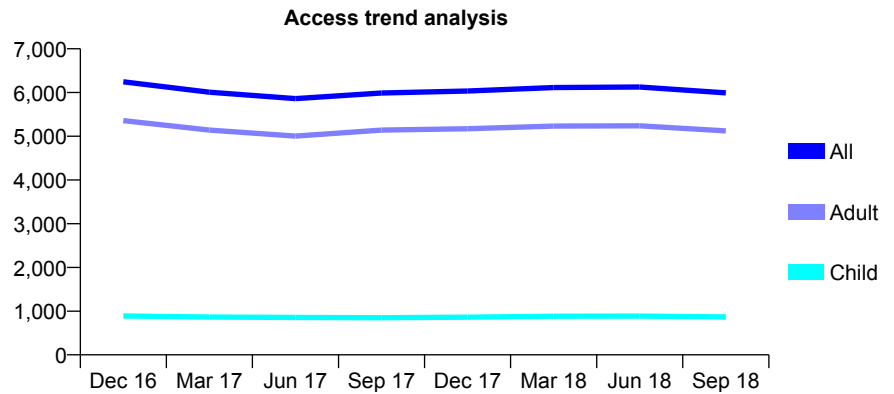
## Q59 - Vital Signs At a Glance Contract Report for 101281/0197 - September 2018

Name or company name	OASIS DENTAL CARE LTD
Contract type name	GDS Contract
Purpose of contract	General
Contract start date	01/04/2009
Contract end date	

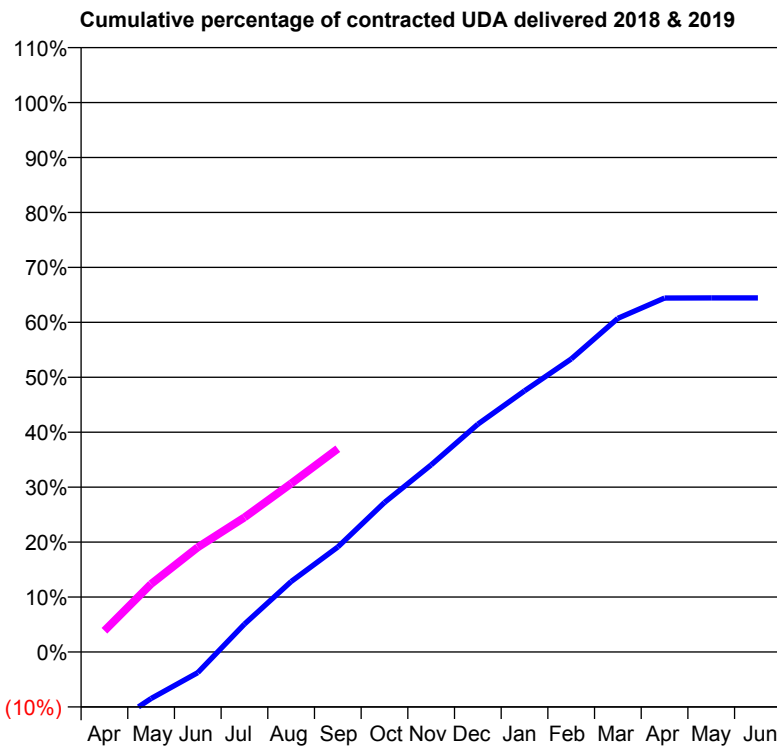
18/19 Contracted general activity (UDA)	22,500
Carry forward general activity (UDA)	0
18/19 Contracted orthodontic activity (UOA)	0
Carry forward orthodontic activity (UOA)	0
Baseline contract value	£501,579.04

### ACCESS\*

Patients seen in 24 months	Total	Change since previous quarter
Quarter ending September 2017	5,989	
Quarter ending December 2017	6,034	→
Quarter ending March 2018	6,114	→
Quarter ending June 2018	6,125	→
Quarter ending September 2018	5,991	↓
<b>Variance since September 2017</b>	<b>0.0%</b>	<b>→</b>



### ACTIVITY



Month	Adjusted Scheduled Activity (UDA)	
	2018	2019
April	-3,179	870
May	-1,906	2,785
June	-852	4,286
July	1,142	5,514
August	2,885	6,899
September	4,298	8,324
October	6,125	
November	7,662	
December	9,326	
January	10,691	
February	11,998	
March	13,662	
April	14,494	
May	14,497	
June	14,497	

### QUALITY

	Quantity	Base Number	Contract	AT	Region	England
% of FP17s for the same patient ID Re-attending within 3 months - Children	45	657	6.8%	9.4%	11.4%	11.6%
% of FP17s for the same patient ID Re-attending within 3 months - Adults	474	3,943	12.0%	13.8%	15.0%	15.5%
% of FP17s for the same patient ID Re-attending between 3 & 9 months - Children	349	657	53.1%	61.4%	59.9%	58.8%
% of FP17s for the same patient ID Re-attending between 3 & 9 months - Adults	2,119	3,943	53.7%	52.7%	52.0%	51.1%
% of FP17s for Band 1 Urgent Courses	116	4,199	2.8%	7.6%	8.0%	9.0%
% of FP17s Relating to Free Repair or Replacements	73	4,199	1.7%	0.8%	0.8%	0.8%
% of FP17s Relating to Continuations	85	4,199	2.0%	0.9%	0.9%	0.9%
% of Patients satisfied with the dentistry they have received	0	0	N/A	93.3%	93.5%	93.3%
% of Patients satisfied with the time they had to wait for an appointment	0	0	N/A	86.3%	89.1%	88.9%

\* This is based on patients treated on this contract for their most recent course of treatment. Figures in italics indicate the base number of FP17s or Patient Questionnaire responses are less than 100. N/A is shown where the base number of responses is less than 10 during the period. % is calculated as Quantity/Base number\*100

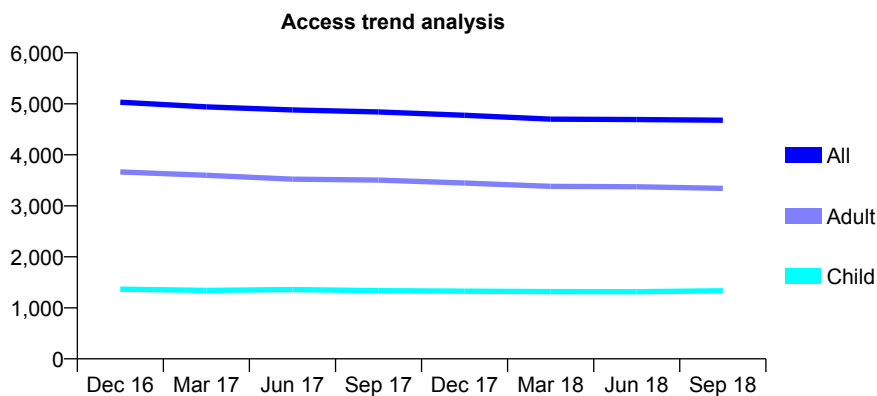
## Q59 - Vital Signs At a Glance Contract Report for 101362/0015 - September 2018

Name or company name	Rodericks Dental Limited
Contract type name	GDS Contract
Purpose of contract	General
Contract start date	16/02/2009
Contract end date	

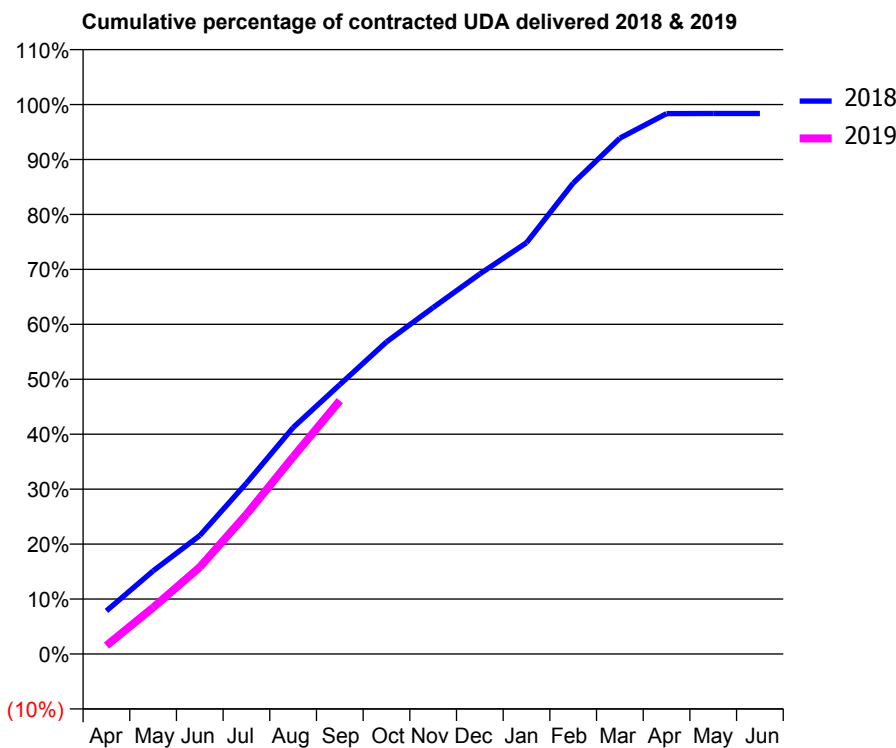
18/19 Contracted general activity (UDA)	12,250
Carry forward general activity (UDA)	199
18/19 Contracted orthodontic activity (UOA)	0
Carry forward orthodontic activity (UOA)	0
Baseline contract value	£287,618.79

### ACCESS\*

Patients seen in 24 months	Total	Change since previous quarter
Quarter ending September 2017	4,841	
Quarter ending December 2017	4,775	↓
Quarter ending March 2018	4,700	↓
Quarter ending June 2018	4,691	→
Quarter ending September 2018	4,678	→
<b>Variance since September 2017</b>	<b>(3.4%)</b>	<b>↓</b>



### ACTIVITY



Adjusted Scheduled Activity (UDA)		
Month	2018	2019
April	962	188
May	1,854	1,037
June	2,642	1,937
July	3,811	3,113
August	5,048	4,394
September	6,007	5,650
October	6,959	
November	7,724	
December	8,473	
January	9,170	
February	10,497	
March	11,501	
April	12,046	
May	12,051	
June	12,051	

### QUALITY

	Quantity	Base Number	Contract	AT	Region	England
% of FP17s for the same patient ID Re-attending within 3 months - Children	91	1,048	8.7%	9.4%	11.4%	11.6%
% of FP17s for the same patient ID Re-attending within 3 months - Adults	340	2,247	15.1%	13.8%	15.0%	15.5%
% of FP17s for the same patient ID Re-attending between 3 & 9 months - Children	604	1,048	57.6%	61.4%	59.9%	58.8%
% of FP17s for the same patient ID Re-attending between 3 & 9 months - Adults	971	2,247	43.2%	52.7%	52.0%	51.1%
% of FP17s for Band 1 Urgent Courses	156	2,794	5.6%	7.6%	8.0%	9.0%
% of FP17s Relating to Free Repair or Replacements	76	2,794	2.7%	0.8%	0.8%	0.8%
% of FP17s Relating to Continuations	50	2,794	1.8%	0.9%	0.9%	0.9%
% of Patients satisfied with the dentistry they have received	2	2	N/A	93.3%	93.5%	93.3%
% of Patients satisfied with the time they had to wait for an appointment	2	2	N/A	86.3%	89.1%	88.9%

\* This is based on patients treated on this contract for their most recent course of treatment. Figures in italics indicate the base number of FP17s or Patient Questionnaire responses are less than 100. N/A is shown where the base number of responses is less than 10 during the period. % is calculated as Quantity/Base number\*100

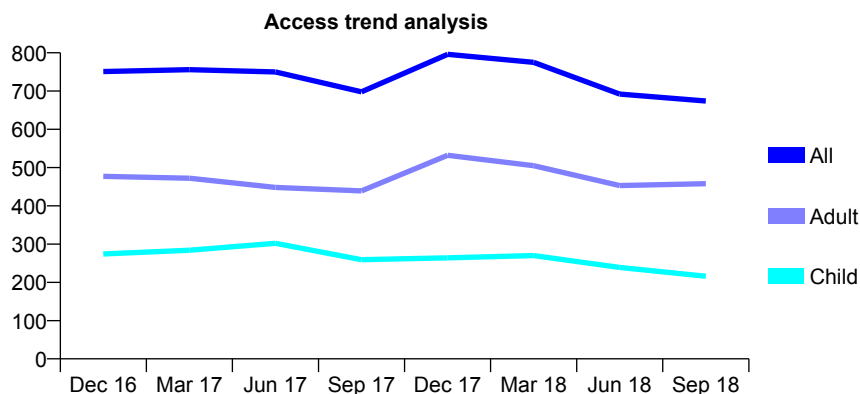
## Q59 - Vital Signs At a Glance Contract Report for 101362/0049 - September 2018

Name or company name	Rodericks Dental Limited
Contract type name	GDS Contract
Purpose of contract	General
Contract start date	01/04/2012
Contract end date	

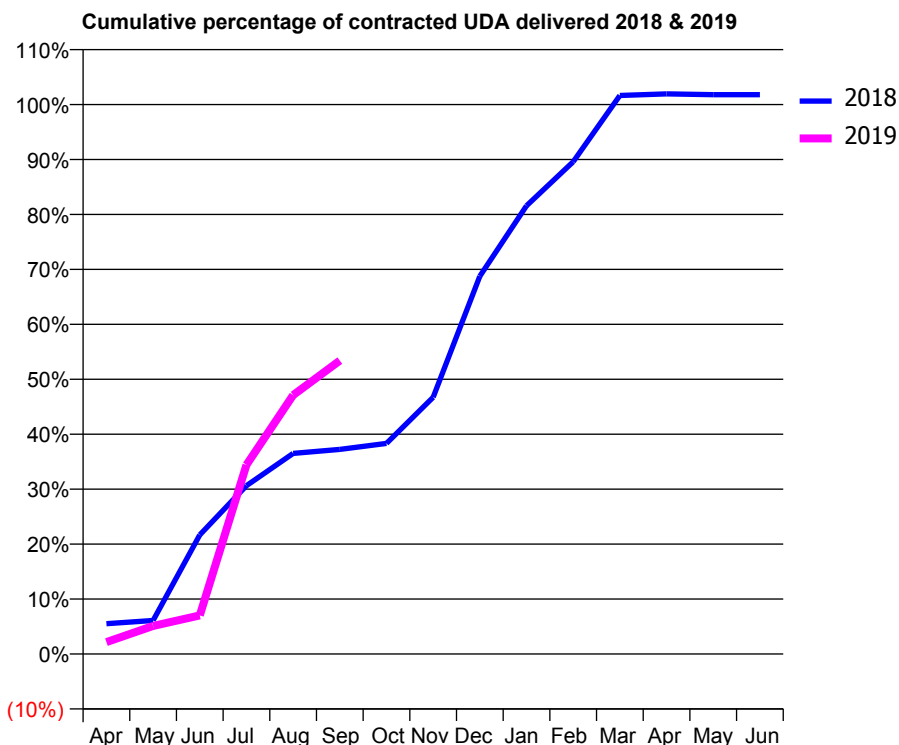
18/19 Contracted general activity (UDA)	1,383
Carry forward general activity (UDA)	-25
18/19 Contracted orthodontic activity (UOA)	0
Carry forward orthodontic activity (UOA)	0
Baseline contract value	£25,544.91

### ACCESS\*

Patients seen in 24 months	Total	Change since previous quarter
Quarter ending September 2017	698	
Quarter ending December 2017	796	↑
Quarter ending March 2018	775	↓
Quarter ending June 2018	692	↓
Quarter ending September 2018	674	↓
<b>Variance since September 2017</b>	<b>(3.4%)</b>	<b>↓</b>



### ACTIVITY



Month	Adjusted Scheduled Activity (UDA)	
	2018	2019
April	76	30
May	84	71
June	300	97
July	424	476
August	505	652
September	515	738
October	530	
November	646	
December	951	
January	1,128	
February	1,239	
March	1,406	
April	1,410	
May	1,408	
June	1,408	

### QUALITY

	Quantity	Base Number	Contract	AT	Region	England
% of FP17s for the same patient ID Re-attending within 3 months - Children	1	131	0.8%	9.4%	11.4%	11.6%
% of FP17s for the same patient ID Re-attending within 3 months - Adults	6	244	2.5%	13.8%	15.0%	15.5%
% of FP17s for the same patient ID Re-attending between 3 & 9 months - Children	22	131	16.8%	61.4%	59.9%	58.8%
% of FP17s for the same patient ID Re-attending between 3 & 9 months - Adults	17	244	7.0%	52.7%	52.0%	51.1%
% of FP17s for Band 1 Urgent Courses	52	374	13.9%	7.6%	8.0%	9.0%
% of FP17s Relating to Free Repair or Replacements	3	374	0.8%	0.8%	0.8%	0.8%
% of FP17s Relating to Continuations	2	374	0.5%	0.9%	0.9%	0.9%
% of Patients satisfied with the dentistry they have received	0	0	N/A	93.3%	93.5%	93.3%
% of Patients satisfied with the time they had to wait for an appointment	0	0	N/A	86.3%	89.1%	88.9%

\* This is based on patients treated on this contract for their most recent course of treatment. Figures in italics indicate the base number of FP17s or Patient Questionnaire responses are less than 100. N/A is shown where the base number of responses is less than 10 during the period. % is calculated as Quantity/Base number\*100



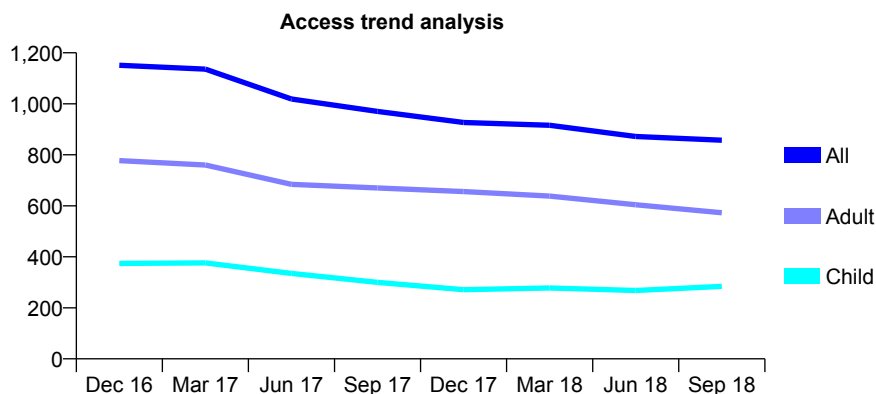
## Q59 - Vital Signs At a Glance Contract Report for 101370/0033 - September 2018

Name or company name	Petrie Tucker & Partners Ltd
Contract type name	GDS Contract
Purpose of contract	General and Orthodontic
Contract start date	01/04/2006
Contract end date	

18/19 Contracted general activity (UDA)	2,500
Carry forward general activity (UDA)	0
18/19 Contracted orthodontic activity (UOA)	4,510
Carry forward orthodontic activity (UOA)	0
Baseline contract value	£363,564.22

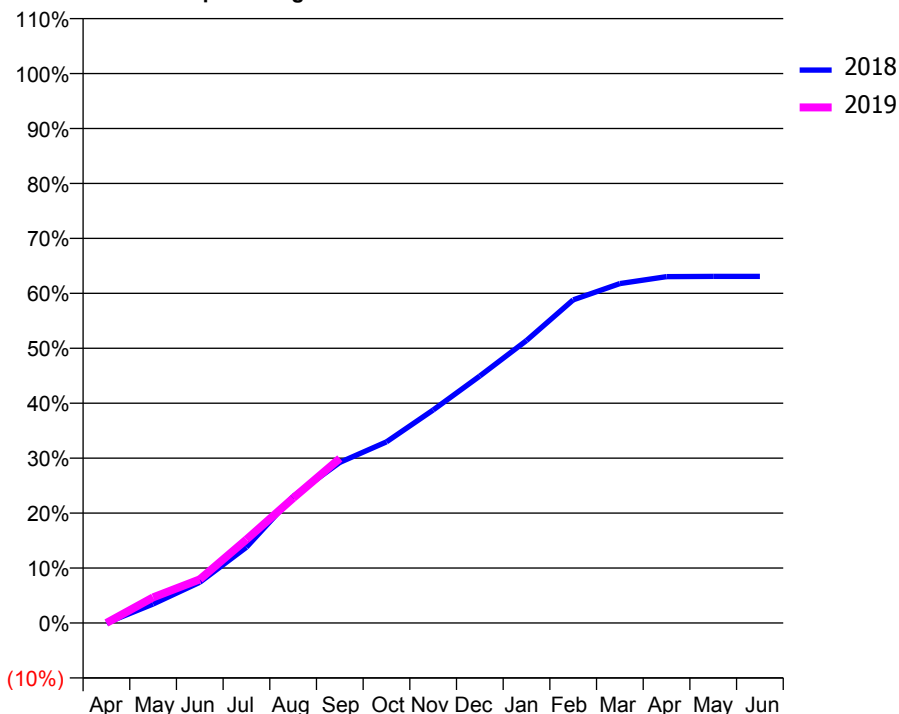
### ACCESS\*

Patients seen in 24 months	Total	Change since previous quarter
Quarter ending September 2017	970	
Quarter ending December 2017	927	↓
Quarter ending March 2018	916	↓
Quarter ending June 2018	872	↓
Quarter ending September 2018	857	↓
<b>Variance since September 2017</b>	<b>(11.6%)</b>	<b>↓</b>



### ACTIVITY

Cumulative percentage of contracted UDA delivered 2018 & 2019



Adjusted Scheduled Activity (UDA)		
Month	2018	2019
April	0	0
May	88	117
June	188	199
July	349	380
August	583	568
September	740	749
October	835	
November	981	
December	1,138	
January	1,301	
February	1,488	
March	1,564	
April	1,596	
May	1,597	
June	1,597	

### QUALITY

	Quantity	Base Number	Contract	AT	Region	England
% of FP17s for the same patient ID Re-attending within 3 months - Children	18	398	4.5%	9.4%	11.4%	11.6%
% of FP17s for the same patient ID Re-attending within 3 months - Adults	29	322	9.0%	13.8%	15.0%	15.5%
% of FP17s for the same patient ID Re-attending between 3 & 9 months - Children	72	398	18.1%	61.4%	59.9%	58.8%
% of FP17s for the same patient ID Re-attending between 3 & 9 months - Adults	134	322	41.6%	52.7%	52.0%	51.1%
% of FP17s for Band 1 Urgent Courses	20	447	4.5%	7.6%	8.0%	9.0%
% of FP17s Relating to Free Repair or Replacements	5	447	1.1%	0.8%	0.8%	0.8%
% of FP17s Relating to Continuations	2	447	0.4%	0.9%	0.9%	0.9%
% of Patients satisfied with the dentistry they have received	0	0	N/A	93.3%	93.5%	93.3%
% of Patients satisfied with the time they had to wait for an appointment	0	0	N/A	86.3%	89.1%	88.9%

\* This is based on patients treated on this contract for their most recent course of treatment. Figures in italics indicate the base number of FP17s or Patient Questionnaire responses are less than 100. N/A is shown where the base number of responses is less than 10 during the period. % is calculated as Quantity/Base number\*100

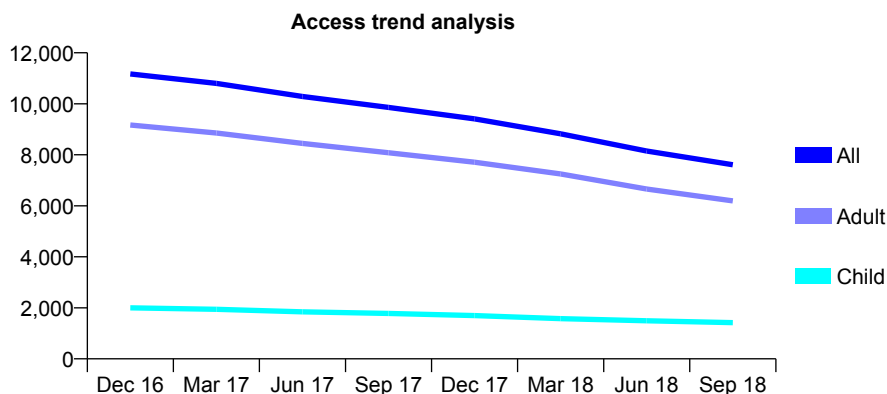
## Q59 - Vital Signs At a Glance Contract Report for 101370/0034 - September 2018

Name or company name	Petrie Tucker & Partners Ltd
Contract type name	GDS Contract
Purpose of contract	General
Contract start date	01/04/2006
Contract end date	

18/19 Contracted general activity (UDA)	27,186
Carry forward general activity (UDA)	0
18/19 Contracted orthodontic activity (UOA)	0
Carry forward orthodontic activity (UOA)	0
Baseline contract value	£659,093.76

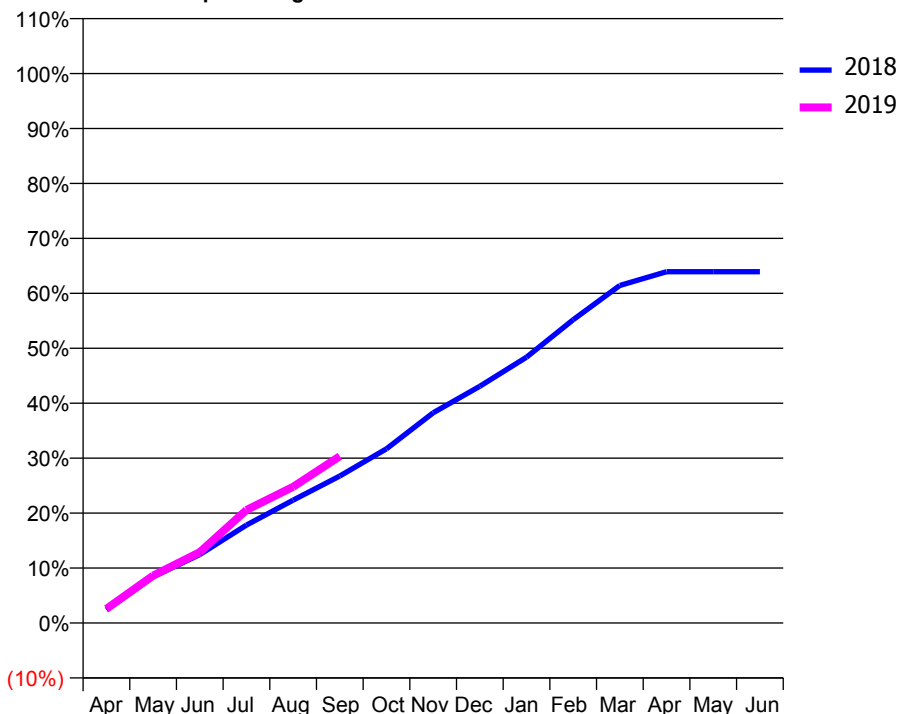
### ACCESS\*

Patients seen in 24 months	Total	Change since previous quarter
Quarter ending September 2017	9,859	
Quarter ending December 2017	9,408	↓
Quarter ending March 2018	8,825	↓
Quarter ending June 2018	8,150	↓
Quarter ending September 2018	7,611	↓
<b>Variance since September 2017</b>	<b>(22.8%)</b>	<b>↓</b>



### ACTIVITY

Cumulative percentage of contracted UDA delivered 2018 & 2019



Adjusted Scheduled Activity (UDA)

Month	2018	2019
April	677	704
May	2,372	2,343
June	3,520	3,506
July	5,034	5,591
August	6,314	6,739
September	7,556	8,250
October	8,953	
November	10,804	
December	12,166	
January	13,659	
February	15,586	
March	17,341	
April	18,053	
May	18,050	
June	18,049	

### QUALITY

	Quantity	Base Number	Contract	AT	Region	England
% of FP17s for the same patient ID Re-attending within 3 months - Children	40	938	4.3%	9.4%	11.4%	11.6%
% of FP17s for the same patient ID Re-attending within 3 months - Adults	332	3,596	9.2%	13.8%	15.0%	15.5%
% of FP17s for the same patient ID Re-attending between 3 & 9 months - Children	504	938	53.7%	61.4%	59.9%	58.8%
% of FP17s for the same patient ID Re-attending between 3 & 9 months - Adults	1,301	3,596	36.2%	52.7%	52.0%	51.1%
% of FP17s for Band 1 Urgent Courses	145	4,222	3.4%	7.6%	8.0%	9.0%
% of FP17s Relating to Free Repair or Replacements	51	4,222	1.2%	0.8%	0.8%	0.8%
% of FP17s Relating to Continuations	97	4,222	2.3%	0.9%	0.9%	0.9%
% of Patients satisfied with the dentistry they have received	7	7	N/A	93.3%	93.5%	93.3%
% of Patients satisfied with the time they had to wait for an appointment	5	7	N/A	86.3%	89.1%	88.9%

\* This is based on patients treated on this contract for their most recent course of treatment. Figures in italics indicate the base number of FP17s or Patient Questionnaire responses are less than 100. N/A is shown where the base number of responses is less than 10 during the period. % is calculated as Quantity/Base number\*100

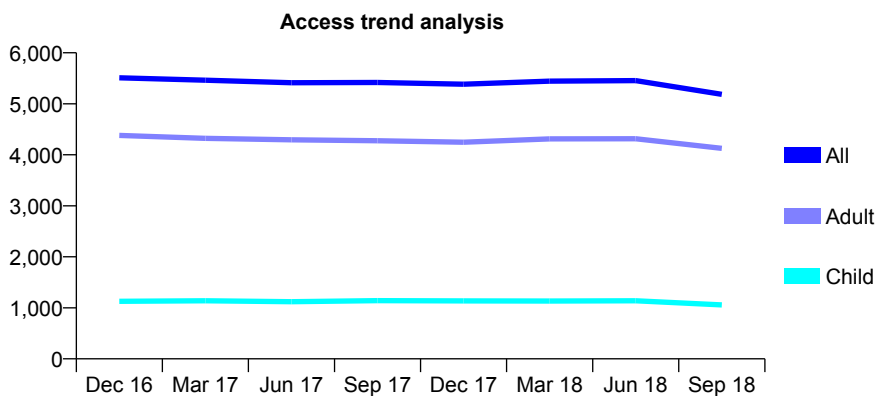
## Q59 - Vital Signs At a Glance Contract Report for 101370/0035 - September 2018

Name or company name	Petrie Tucker & Partners Ltd
Contract type name	GDS Contract
Purpose of contract	General
Contract start date	01/04/2006
Contract end date	

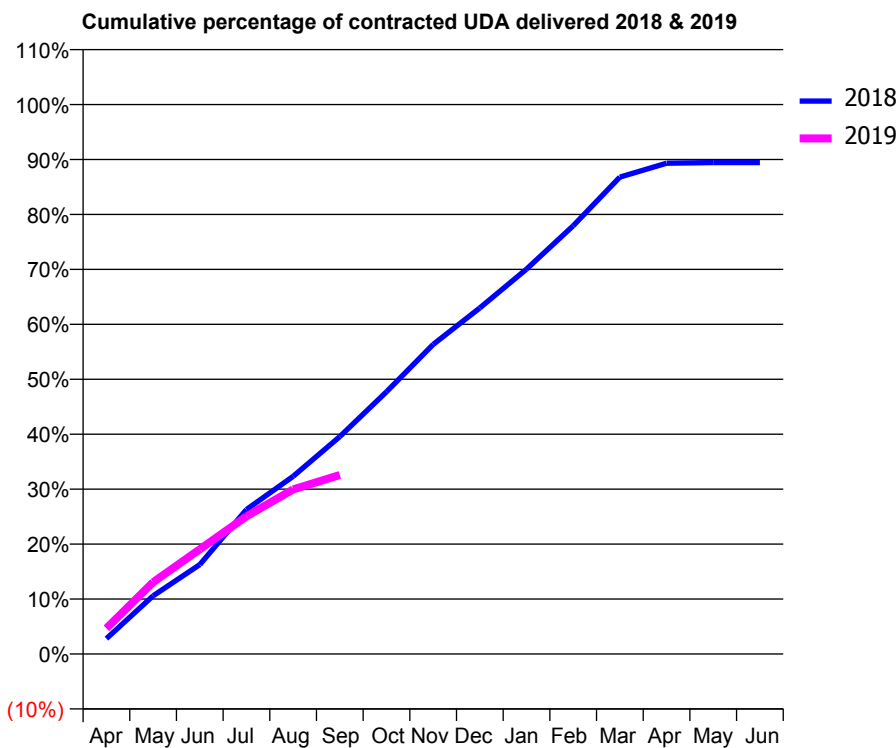
18/19 Contracted general activity (UDA)	19,958
Carry forward general activity (UDA)	0
18/19 Contracted orthodontic activity (UOA)	0
Carry forward orthodontic activity (UOA)	0
Baseline contract value	£532,716.48

### ACCESS\*

Patients seen in 24 months	Total	Change since previous quarter
Quarter ending September 2017	5,418	
Quarter ending December 2017	5,385	→
Quarter ending March 2018	5,445	→
Quarter ending June 2018	5,455	→
Quarter ending September 2018	5,185	↓
<b>Variance since September 2017</b>	<b>(4.3%)</b>	<b>↓</b>



### ACTIVITY



Month	Adjusted Scheduled Activity (UDA)	
	2018	2019
April	561	932
May	2,113	2,608
June	3,246	3,802
July	5,249	4,999
August	6,452	5,981
September	7,899	6,504
October	9,524	
November	11,242	
December	12,570	
January	13,981	
February	15,555	
March	17,321	
April	17,826	
May	17,851	
June	17,851	

### QUALITY

	Quantity	Base Number	Contract	AT	Region	England
% of FP17s for the same patient ID Re-attending within 3 months - Children	40	560	7.1%	9.4%	11.4%	11.6%
% of FP17s for the same patient ID Re-attending within 3 months - Adults	271	2,275	11.9%	13.8%	15.0%	15.5%
% of FP17s for the same patient ID Re-attending between 3 & 9 months - Children	337	560	60.2%	61.4%	59.9%	58.8%
% of FP17s for the same patient ID Re-attending between 3 & 9 months - Adults	1,331	2,275	58.5%	52.7%	52.0%	51.1%
% of FP17s for Band 1 Urgent Courses	67	2,640	2.5%	7.6%	8.0%	9.0%
% of FP17s Relating to Free Repair or Replacements	8	2,640	0.3%	0.8%	0.8%	0.8%
% of FP17s Relating to Continuations	106	2,640	4.0%	0.9%	0.9%	0.9%
% of Patients satisfied with the dentistry they have received	4	4	N/A	93.3%	93.5%	93.3%
% of Patients satisfied with the time they had to wait for an appointment	3	4	N/A	86.3%	89.1%	88.9%

\* This is based on patients treated on this contract for their most recent course of treatment. Figures in italics indicate the base number of FP17s or Patient Questionnaire responses are less than 100. N/A is shown where the base number of responses is less than 10 during the period. % is calculated as Quantity/Base number\*100

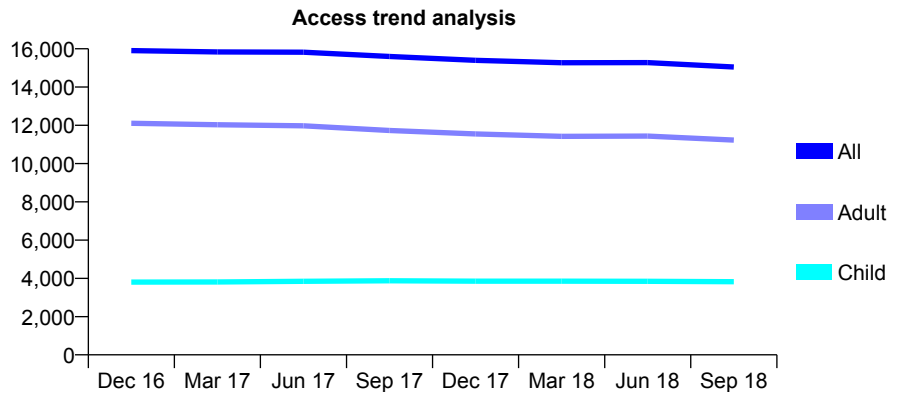
## Q59 - Vital Signs At a Glance Contract Report for 101370/0085 - September 2018

Name or company name	Petrie Tucker & Partners Ltd
Contract type name	GDS Contract
Purpose of contract	General
Contract start date	01/04/2007
Contract end date	

18/19 Contracted general activity (UDA)	41,556
Carry forward general activity (UDA)	0
18/19 Contracted orthodontic activity (UOA)	0
Carry forward orthodontic activity (UOA)	0
Baseline contract value	£1,049,009.79

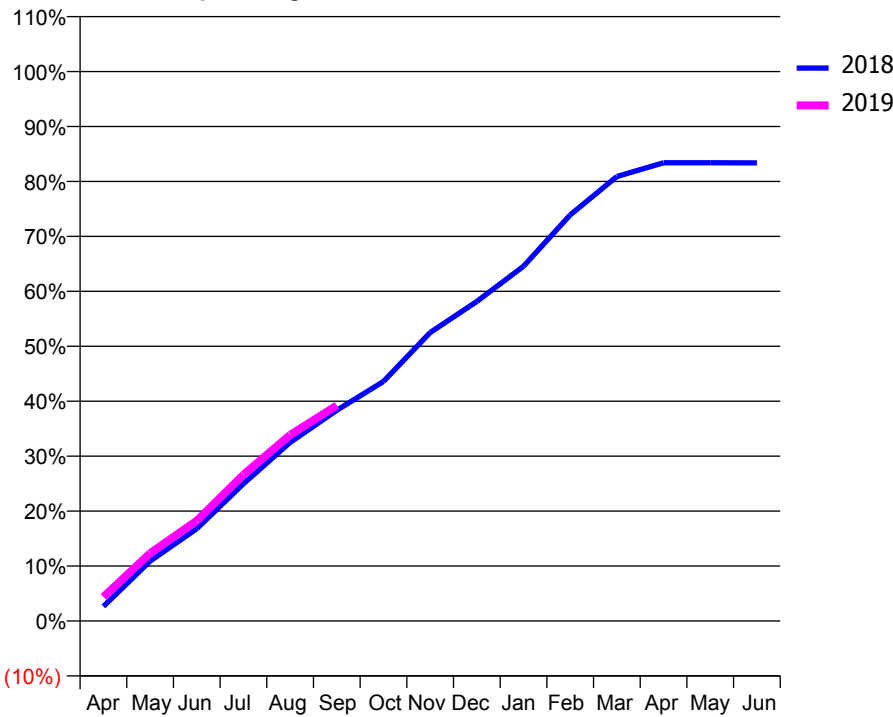
### ACCESS\*

Patients seen in 24 months	Total	Change since previous quarter
Quarter ending September 2017	15,601	
Quarter ending December 2017	15,400	↓
Quarter ending March 2018	15,274	→
Quarter ending June 2018	15,277	→
Quarter ending September 2018	15,049	↓
<b>Variance since September 2017</b>	<b>(3.5%)</b>	<b>↓</b>



### ACTIVITY

Cumulative percentage of contracted UDA delivered 2018 & 2019



Month	Adjusted Scheduled Activity (UDA)	
	2018	2019
April	1,108	1,821
May	4,529	5,128
June	6,988	7,586
July	10,384	11,070
August	13,505	14,074
September	15,936	16,298
October	18,115	
November	21,818	
December	24,164	
January	26,833	
February	30,711	
March	33,618	
April	34,657	
May	34,657	
June	34,645	

### QUALITY

	Quantity	Base Number	Contract	AT	Region	England
% of FP17s for the same patient ID Re-attending within 3 months - Children	113	2,229	5.1%	9.4%	11.4%	11.6%
% of FP17s for the same patient ID Re-attending within 3 months - Adults	505	5,391	9.4%	13.8%	15.0%	15.5%
% of FP17s for the same patient ID Re-attending between 3 & 9 months - Children	1,172	2,229	52.6%	61.4%	59.9%	58.8%
% of FP17s for the same patient ID Re-attending between 3 & 9 months - Adults	1,758	5,391	32.6%	52.7%	52.0%	51.1%
% of FP17s for Band 1 Urgent Courses	277	7,172	3.9%	7.6%	8.0%	9.0%
% of FP17s Relating to Free Repair or Replacements	34	7,172	0.5%	0.8%	0.8%	0.8%
% of FP17s Relating to Continuations	111	7,172	1.5%	0.9%	0.9%	0.9%
% of Patients satisfied with the dentistry they have received	4	5	N/A	93.3%	93.5%	93.3%
% of Patients satisfied with the time they had to wait for an appointment	3	5	N/A	86.3%	89.1%	88.9%

\* This is based on patients treated on this contract for their most recent course of treatment. Figures in italics indicate the base number of FP17s or Patient Questionnaire responses are less than 100. N/A is shown where the base number of responses is less than 10 during the period. % is calculated as Quantity/Base number\*100

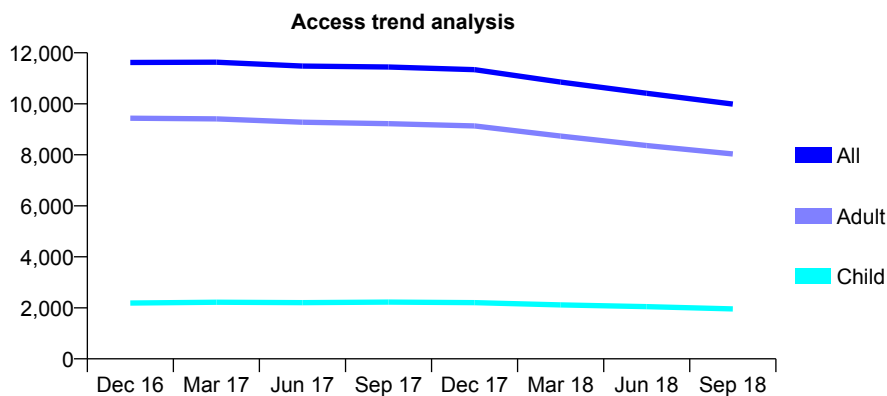
## Q59 - Vital Signs At a Glance Contract Report for 101435/0051 - September 2018

Name or company name	IDH Limited
Contract type name	GDS Contract
Purpose of contract	General
Contract start date	01/12/2006
Contract end date	

18/19 Contracted general activity (UDA)	33,000
Carry forward general activity (UDA)	0
18/19 Contracted orthodontic activity (UOA)	0
Carry forward orthodontic activity (UOA)	0
Baseline contract value	£725,930.23

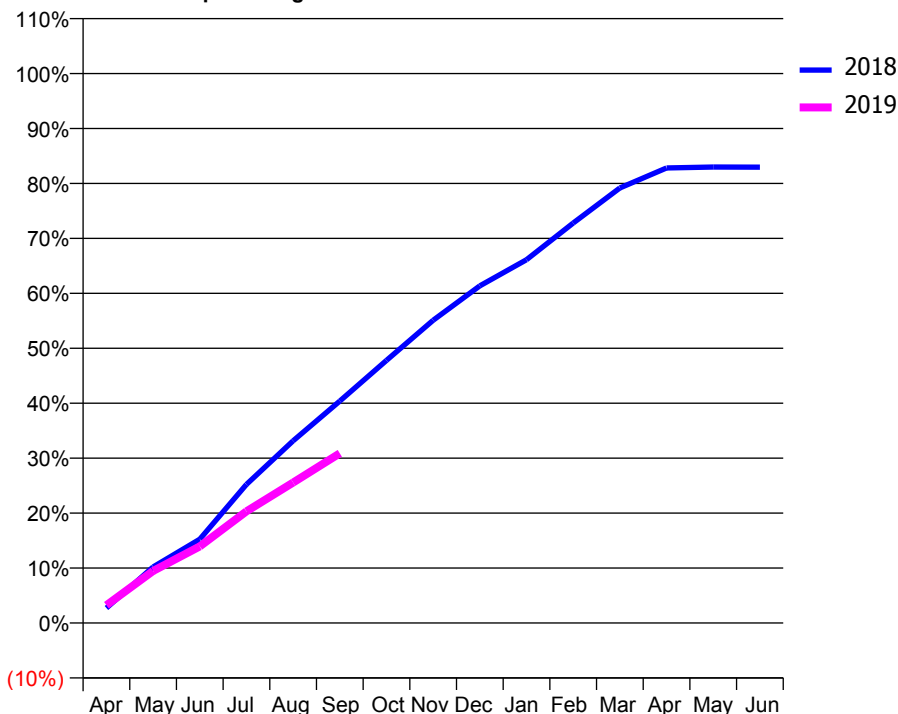
### ACCESS\*

Patients seen in 24 months	Total	Change since previous quarter
Quarter ending September 2017	11,445	
Quarter ending December 2017	11,340	→
Quarter ending March 2018	10,850	↓
Quarter ending June 2018	10,411	↓
Quarter ending September 2018	9,992	↓
<b>Variance since September 2017</b>	<b>(12.7%)</b>	<b>↓</b>



### ACTIVITY

Cumulative percentage of contracted UDA delivered 2018 & 2019



Month	Adjusted Scheduled Activity (UDA)	
	2018	2019
April	906	1,065
May	3,375	3,124
June	5,045	4,600
July	8,338	6,709
August	10,962	8,433
September	13,356	10,188
October	15,801	
November	18,219	
December	20,289	
January	21,860	
February	24,072	
March	26,181	
April	27,379	
May	27,435	
June	27,431	

### QUALITY

	Quantity	Base Number	Contract	AT	Region	England
% of FP17s for the same patient ID Re-attending within 3 months - Children	65	1,035	6.3%	9.4%	11.4%	11.6%
% of FP17s for the same patient ID Re-attending within 3 months - Adults	382	4,119	9.3%	13.8%	15.0%	15.5%
% of FP17s for the same patient ID Re-attending between 3 & 9 months - Children	503	1,035	48.6%	61.4%	59.9%	58.8%
% of FP17s for the same patient ID Re-attending between 3 & 9 months - Adults	1,924	4,119	46.7%	52.7%	52.0%	51.1%
% of FP17s for Band 1 Urgent Courses	162	4,641	3.5%	7.6%	8.0%	9.0%
% of FP17s Relating to Free Repair or Replacements	29	4,641	0.6%	0.8%	0.8%	0.8%
% of FP17s Relating to Continuations	64	4,641	1.4%	0.9%	0.9%	0.9%
% of Patients satisfied with the dentistry they have received	12	12	100.0%	93.3%	93.5%	93.3%
% of Patients satisfied with the time they had to wait for an appointment	8	12	66.7%	86.3%	89.1%	88.9%

\* This is based on patients treated on this contract for their most recent course of treatment. Figures in italics indicate the base number of FP17s or Patient Questionnaire responses are less than 100. N/A is shown where the base number of responses is less than 10 during the period. % is calculated as Quantity/Base number\*100

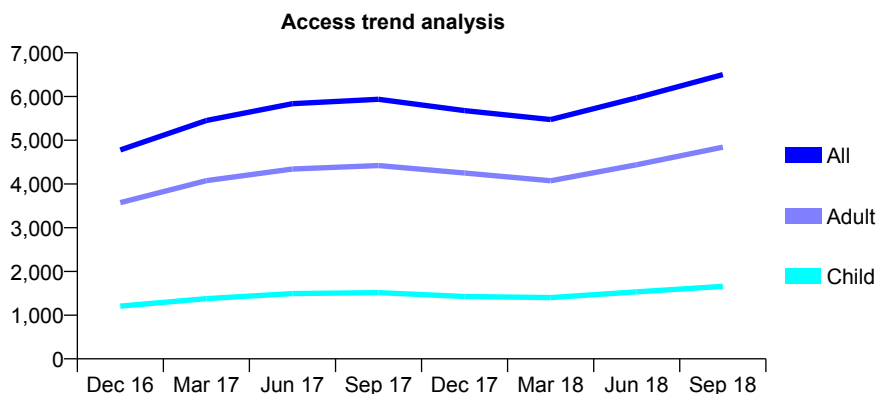
## Q59 - Vital Signs At a Glance Contract Report for 101435/0052 - September 2018

Name or company name	IDH Limited
Contract type name	GDS Contract
Purpose of contract	General
Contract start date	05/02/2007
Contract end date	

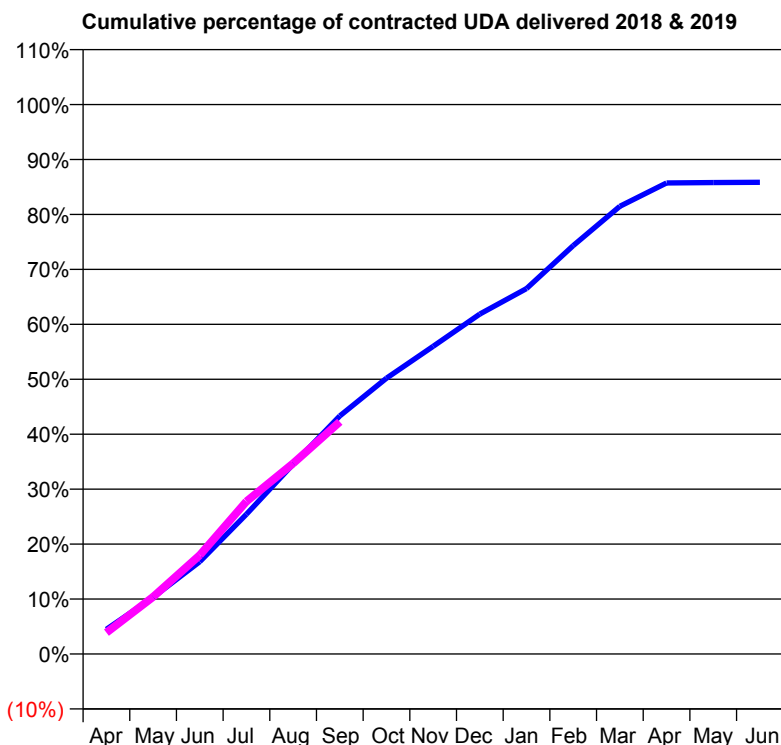
18/19 Contracted general activity (UDA)	19,982
Carry forward general activity (UDA)	-72
18/19 Contracted orthodontic activity (UOA)	0
Carry forward orthodontic activity (UOA)	0
Baseline contract value	£453,145.81

### ACCESS\*

Patients seen in 24 months	Total	Change since previous quarter
Quarter ending September 2017	5,937	
Quarter ending December 2017	5,678	↓
Quarter ending March 2018	5,474	↓
Quarter ending June 2018	5,972	↑
Quarter ending September 2018	6,501	↑
<b>Variance since September 2017</b>	<b>9.5%</b>	<b>↑</b>



### ACTIVITY



Month	Adjusted Scheduled Activity (UDA)	
	2018	2019
April	767	780
May	1,756	2,080
June	2,855	3,598
July	4,324	5,548
August	5,873	6,931
September	7,366	8,442
October	8,534	
November	9,519	
December	10,520	
January	11,306	
February	12,636	
March	13,852	
April	14,573	
May	14,587	
June	14,593	

### QUALITY

	Quantity	Base Number	Contract	AT	Region	England
% of FP17s for the same patient ID Re-attending within 3 months - Children	36	1,186	3.0%	9.4%	11.4%	11.6%
% of FP17s for the same patient ID Re-attending within 3 months - Adults	296	3,321	8.9%	13.8%	15.0%	15.5%
% of FP17s for the same patient ID Re-attending between 3 & 9 months - Children	479	1,186	40.4%	61.4%	59.9%	58.8%
% of FP17s for the same patient ID Re-attending between 3 & 9 months - Adults	1,124	3,321	33.8%	52.7%	52.0%	51.1%
% of FP17s for Band 1 Urgent Courses	146	4,164	3.5%	7.6%	8.0%	9.0%
% of FP17s Relating to Free Repair or Replacements	17	4,164	0.4%	0.8%	0.8%	0.8%
% of FP17s Relating to Continuations	41	4,164	1.0%	0.9%	0.9%	0.9%
% of Patients satisfied with the dentistry they have received	6	7	N/A	93.3%	93.5%	93.3%
% of Patients satisfied with the time they had to wait for an appointment	6	7	N/A	86.3%	89.1%	88.9%

\* This is based on patients treated on this contract for their most recent course of treatment. Figures in italics indicate the base number of FP17s or Patient Questionnaire responses are less than 100. N/A is shown where the base number of responses is less than 10 during the period. % is calculated as Quantity/Base number\*100

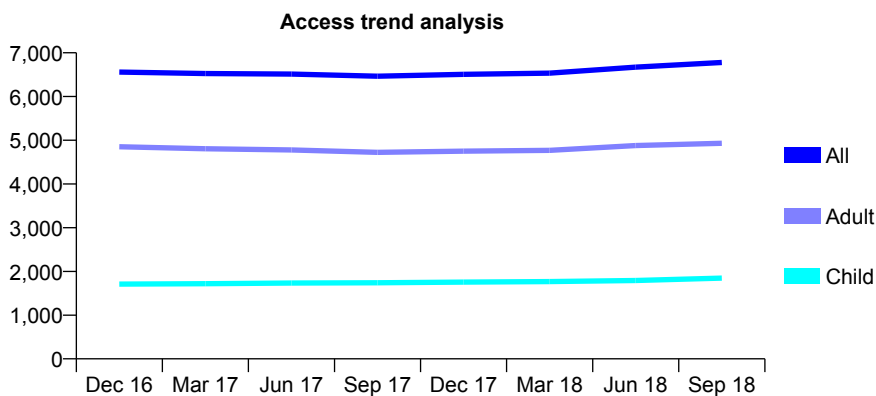
## Q59 - Vital Signs At a Glance Contract Report for 101435/0053 - September 2018

Name or company name	IDH Limited
Contract type name	GDS Contract
Purpose of contract	General
Contract start date	01/12/2006
Contract end date	

18/19 Contracted general activity (UDA)	22,000
Carry forward general activity (UDA)	0
18/19 Contracted orthodontic activity (UOA)	0
Carry forward orthodontic activity (UOA)	0
Baseline contract value	£483,963.65

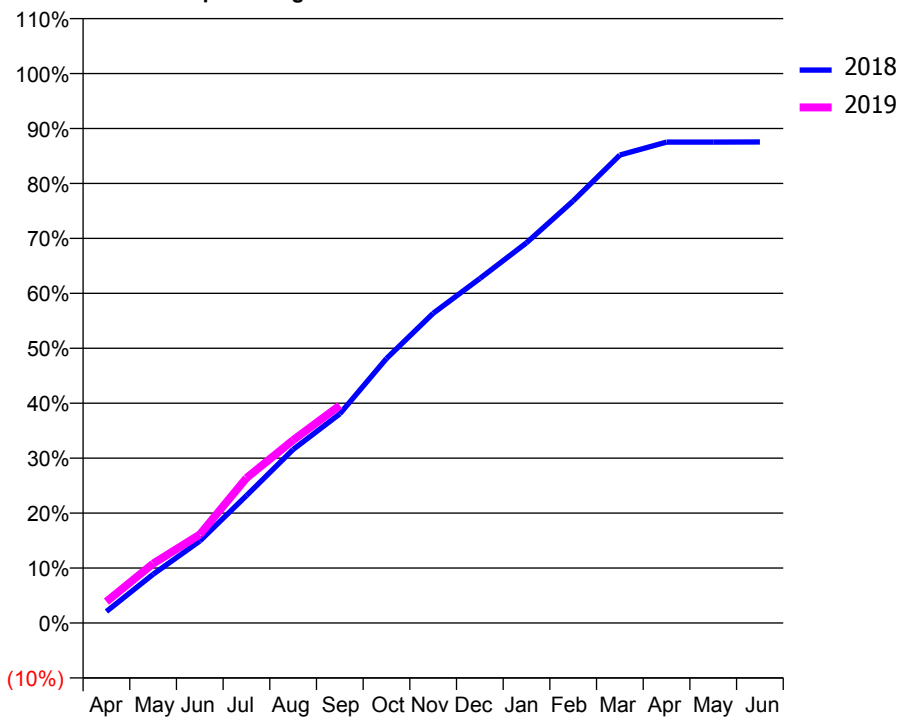
### ACCESS\*

Patients seen in 24 months	Total	Change since previous quarter
Quarter ending September 2017	6,464	
Quarter ending December 2017	6,507	→
Quarter ending March 2018	6,536	→
Quarter ending June 2018	6,671	↑
Quarter ending September 2018	6,778	→
<b>Variance since September 2017</b>	<b>4.9%</b>	<b>↑</b>



### ACTIVITY

Cumulative percentage of contracted UDA delivered 2018 & 2019



Month	Adjusted Scheduled Activity (UDA)	
	2018	2019
April	462	857
May	1,950	2,378
June	3,283	3,541
July	5,102	5,806
August	6,947	7,320
September	8,376	8,708
October	10,589	
November	12,401	
December	13,795	
January	15,221	
February	16,899	
March	18,737	
April	19,253	
May	19,256	
June	19,259	

### QUALITY

	Quantity	Base Number	Contract	AT	Region	England
% of FP17s for the same patient ID Re-attending within 3 months - Children	58	1,268	4.6%	9.4%	11.4%	11.6%
% of FP17s for the same patient ID Re-attending within 3 months - Adults	271	2,973	9.1%	13.8%	15.0%	15.5%
% of FP17s for the same patient ID Re-attending between 3 & 9 months - Children	626	1,268	49.4%	61.4%	59.9%	58.8%
% of FP17s for the same patient ID Re-attending between 3 & 9 months - Adults	1,161	2,973	39.1%	52.7%	52.0%	51.1%
% of FP17s for Band 1 Urgent Courses	52	4,030	1.3%	7.6%	8.0%	9.0%
% of FP17s Relating to Free Repair or Replacements	16	4,030	0.4%	0.8%	0.8%	0.8%
% of FP17s Relating to Continuations	90	4,030	2.2%	0.9%	0.9%	0.9%
% of Patients satisfied with the dentistry they have received	4	4	N/A	93.3%	93.5%	93.3%
% of Patients satisfied with the time they had to wait for an appointment	4	4	N/A	86.3%	89.1%	88.9%

\* This is based on patients treated on this contract for their most recent course of treatment. Figures in italics indicate the base number of FP17s or Patient Questionnaire responses are less than 100. N/A is shown where the base number of responses is less than 10 during the period. % is calculated as Quantity/Base number\*100

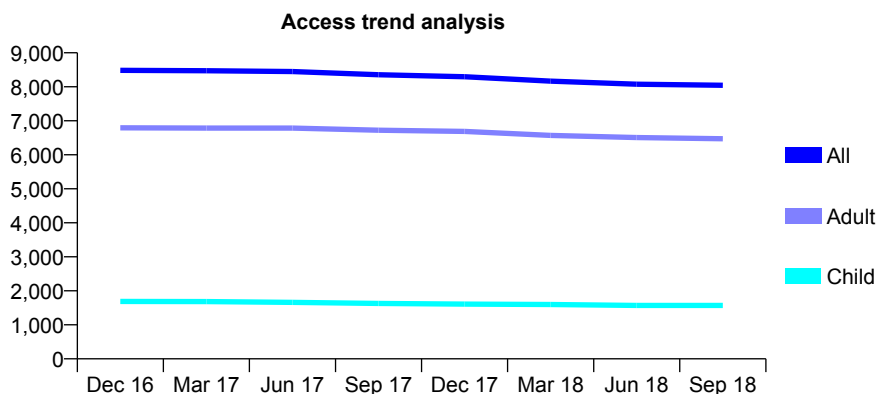
## Q59 - Vital Signs At a Glance Contract Report for 103918/0002 - September 2018

Name or company name	Bosworth Dental Limited
Contract type name	GDS Contract
Purpose of contract	General
Contract start date	01/04/2009
Contract end date	

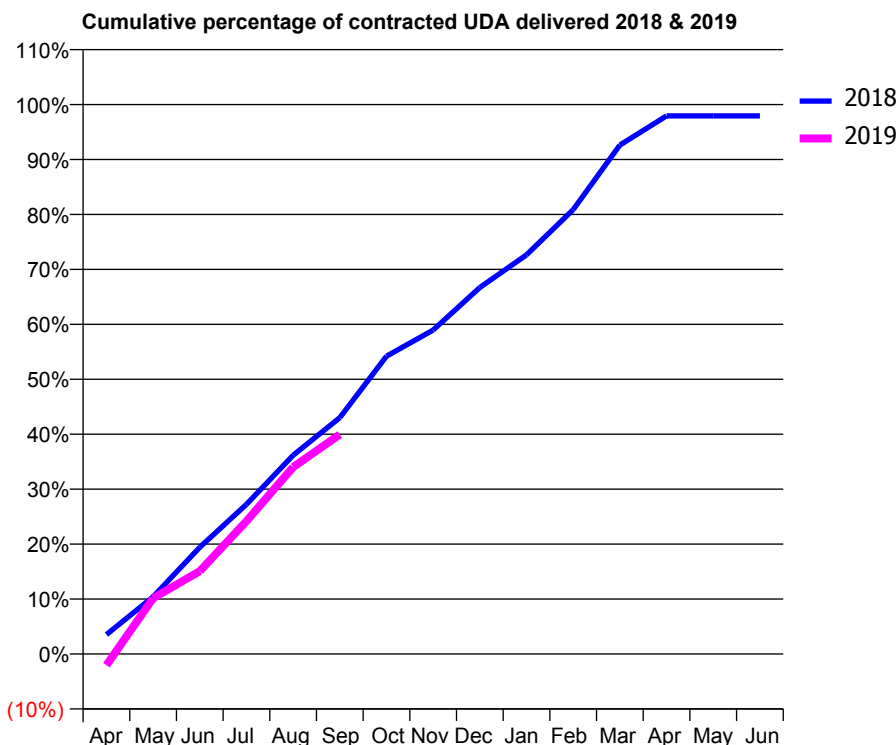
18/19 Contracted general activity (UDA)	20,523
Carry forward general activity (UDA)	423
18/19 Contracted orthodontic activity (UOA)	0
Carry forward orthodontic activity (UOA)	0
Baseline contract value	£573,548.74

### ACCESS\*

Patients seen in 24 months	Total	Change since previous quarter
Quarter ending September 2017	8,354	
Quarter ending December 2017	8,296	→
Quarter ending March 2018	8,167	↓
Quarter ending June 2018	8,076	↓
Quarter ending September 2018	8,045	→
<b>Variance since September 2017</b>	<b>(3.7%)</b>	<b>↓</b>



### ACTIVITY



Month	Adjusted Scheduled Activity (UDA)	
	2018	2019
April	727	-423
May	2,137	2,083
June	3,985	3,097
July	5,588	4,965
August	7,423	6,981
September	8,830	8,201
October	11,121	
November	12,099	
December	13,688	
January	14,907	
February	16,597	
March	19,008	
April	20,099	
May	20,100	
June	20,100	

### QUALITY

	Quantity	Base Number	Contract	AT	Region	England
% of FP17s for the same patient ID Re-attending within 3 months - Children	94	1,414	6.6%	9.4%	11.4%	11.6%
% of FP17s for the same patient ID Re-attending within 3 months - Adults	527	4,530	11.6%	13.8%	15.0%	15.5%
% of FP17s for the same patient ID Re-attending between 3 & 9 months - Children	1,052	1,414	74.4%	61.4%	59.9%	58.8%
% of FP17s for the same patient ID Re-attending between 3 & 9 months - Adults	2,332	4,530	51.5%	52.7%	52.0%	51.1%
% of FP17s for Band 1 Urgent Courses	370	5,328	6.9%	7.6%	8.0%	9.0%
% of FP17s Relating to Free Repair or Replacements	35	5,328	0.7%	0.8%	0.8%	0.8%
% of FP17s Relating to Continuations	20	5,328	0.4%	0.9%	0.9%	0.9%
% of Patients satisfied with the dentistry they have received	15	15	100.0%	93.3%	93.5%	93.3%
% of Patients satisfied with the time they had to wait for an appointment	13	15	86.7%	86.3%	89.1%	88.9%

\* This is based on patients treated on this contract for their most recent course of treatment. Figures in italics indicate the base number of FP17s or Patient Questionnaire responses are less than 100. N/A is shown where the base number of responses is less than 10 during the period. % is calculated as Quantity/Base number\*100



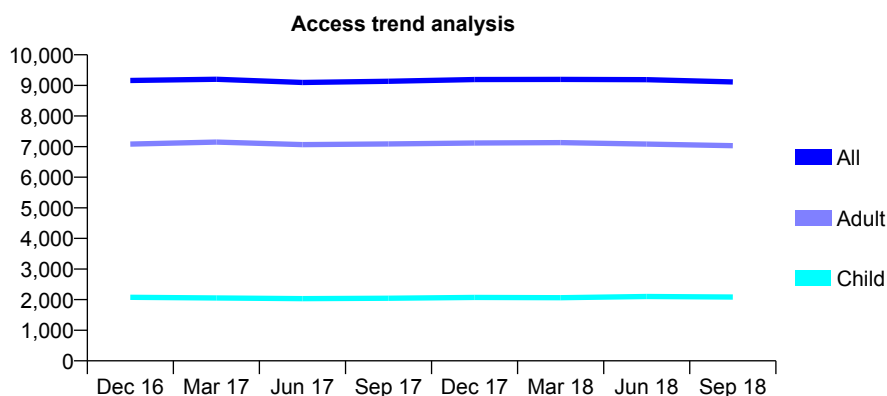
## Q59 - Vital Signs At a Glance Contract Report for 105163/0002 - September 2018

Name or company name	J Ahmad, M Hallen, A Persson & A Alfreds
Contract type name	GDS Contract
Purpose of contract	General
Contract start date	01/04/2010
Contract end date	

18/19 Contracted general activity (UDA)	28,503
Carry forward general activity (UDA)	0
18/19 Contracted orthodontic activity (UOA)	0
Carry forward orthodontic activity (UOA)	0
Baseline contract value	£822,688.86

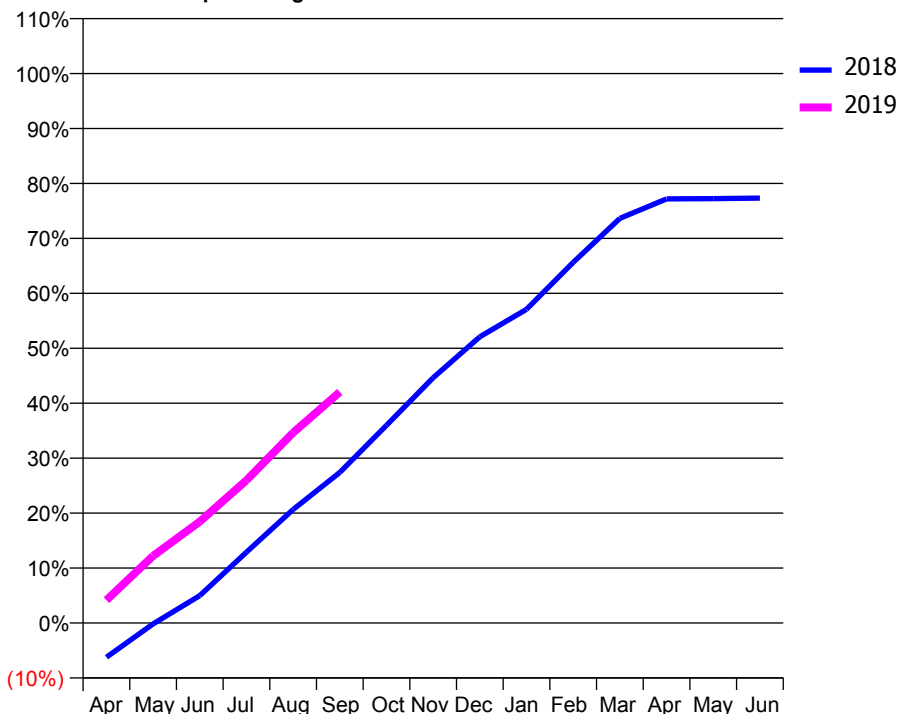
### ACCESS\*

Patients seen in 24 months	Total	Change since previous quarter
Quarter ending September 2017	9,133	
Quarter ending December 2017	9,191	→
Quarter ending March 2018	9,197	→
Quarter ending June 2018	9,187	→
Quarter ending September 2018	9,115	→
<b>Variance since September 2017</b>	<b>(0.2%)</b>	→



### ACTIVITY

Cumulative percentage of contracted UDA delivered 2018 & 2019



Adjusted Scheduled Activity (UDA)

Month	2018	2019
April	-1,782	1,187
May	-54	3,484
June	1,418	5,262
July	3,678	7,403
August	5,889	9,877
September	7,814	11,982
October	10,256	
November	12,725	
December	14,848	
January	16,272	
February	18,706	
March	20,986	
April	22,001	
May	22,012	
June	22,040	

### QUALITY

	Quantity	Base Number	Contract	AT	Region	England
% of FP17s for the same patient ID Re-attending within 3 months - Children	129	1,528	8.4%	9.4%	11.4%	11.6%
% of FP17s for the same patient ID Re-attending within 3 months - Adults	547	4,293	12.7%	13.8%	15.0%	15.5%
% of FP17s for the same patient ID Re-attending between 3 & 9 months - Children	879	1,528	57.5%	61.4%	59.9%	58.8%
% of FP17s for the same patient ID Re-attending between 3 & 9 months - Adults	2,200	4,293	51.2%	52.7%	52.0%	51.1%
% of FP17s for Band 1 Urgent Courses	451	5,295	8.5%	7.6%	8.0%	9.0%
% of FP17s Relating to Free Repair or Replacements	22	5,295	0.4%	0.8%	0.8%	0.8%
% of FP17s Relating to Continuations	81	5,295	1.5%	0.9%	0.9%	0.9%
% of Patients satisfied with the dentistry they have received	3	3	N/A	93.3%	93.5%	93.3%
% of Patients satisfied with the time they had to wait for an appointment	3	3	N/A	86.3%	89.1%	88.9%

\* This is based on patients treated on this contract for their most recent course of treatment. Figures in italics indicate the base number of FP17s or Patient Questionnaire responses are less than 100. N/A is shown where the base number of responses is less than 10 during the period. % is calculated as Quantity/Base number\*100

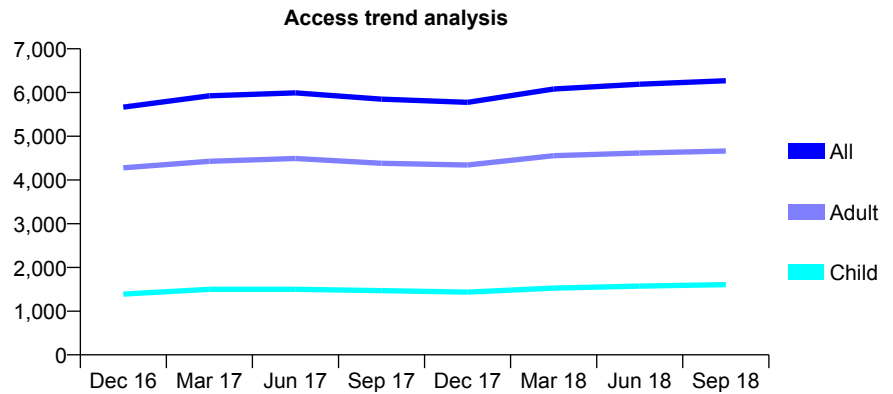
## Q59 - Vital Signs At a Glance Contract Report for 105430/0001 - September 2018

Name or company name	Gipsy Lane Dental Ltd
Contract type name	GDS Contract
Purpose of contract	General
Contract start date	01/04/2008
Contract end date	

18/19 Contracted general activity (UDA)	15,058
Carry forward general activity (UDA)	238
18/19 Contracted orthodontic activity (UOA)	0
Carry forward orthodontic activity (UOA)	0
Baseline contract value	£374,204.86

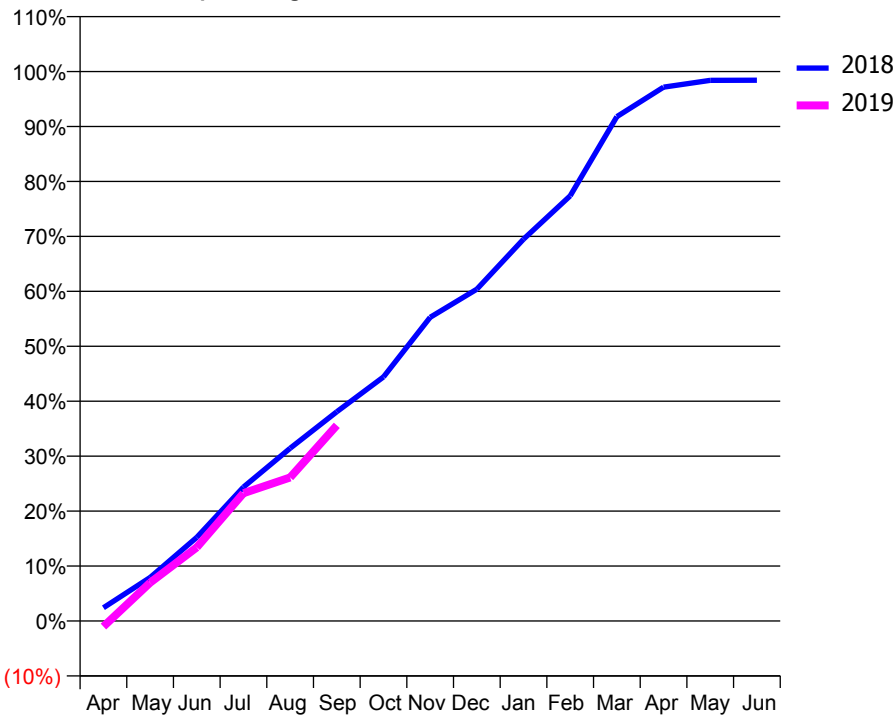
### ACCESS\*

Patients seen in 24 months	Total	Change since previous quarter
Quarter ending September 2017	5,850	
Quarter ending December 2017	5,775	↓
Quarter ending March 2018	6,081	↑
Quarter ending June 2018	6,189	→
Quarter ending September 2018	6,269	→
<b>Variance since September 2017</b>	<b>7.2%</b>	<b>↑</b>



### ACTIVITY

Cumulative percentage of contracted UDA delivered 2018 & 2019



Month	Adjusted Scheduled Activity (UDA)	
	2018	2019
April	363	-155
May	1,195	1,049
June	2,291	2,020
July	3,671	3,504
August	4,733	3,933
September	5,736	5,361
October	6,688	
November	8,323	
December	9,092	
January	10,463	
February	11,649	
March	13,823	
April	14,630	
May	14,816	
June	14,820	

### QUALITY

	Quantity	Base Number	Contract	AT	Region	England
% of FP17s for the same patient ID Re-attending within 3 months - Children	74	1,093	6.8%	9.4%	11.4%	11.6%
% of FP17s for the same patient ID Re-attending within 3 months - Adults	279	2,648	10.5%	13.8%	15.0%	15.5%
% of FP17s for the same patient ID Re-attending between 3 & 9 months - Children	629	1,093	57.5%	61.4%	59.9%	58.8%
% of FP17s for the same patient ID Re-attending between 3 & 9 months - Adults	902	2,648	34.1%	52.7%	52.0%	51.1%
% of FP17s for Band 1 Urgent Courses	208	2,473	8.4%	7.6%	8.0%	9.0%
% of FP17s Relating to Free Repair or Replacements	25	2,473	1.0%	0.8%	0.8%	0.8%
% of FP17s Relating to Continuations	19	2,473	0.8%	0.9%	0.9%	0.9%
% of Patients satisfied with the dentistry they have received	6	6	N/A	93.3%	93.5%	93.3%
% of Patients satisfied with the time they had to wait for an appointment	6	6	N/A	86.3%	89.1%	88.9%

\* This is based on patients treated on this contract for their most recent course of treatment. Figures in italics indicate the base number of FP17s or Patient Questionnaire responses are less than 100. N/A is shown where the base number of responses is less than 10 during the period. % is calculated as Quantity/Base number\*100

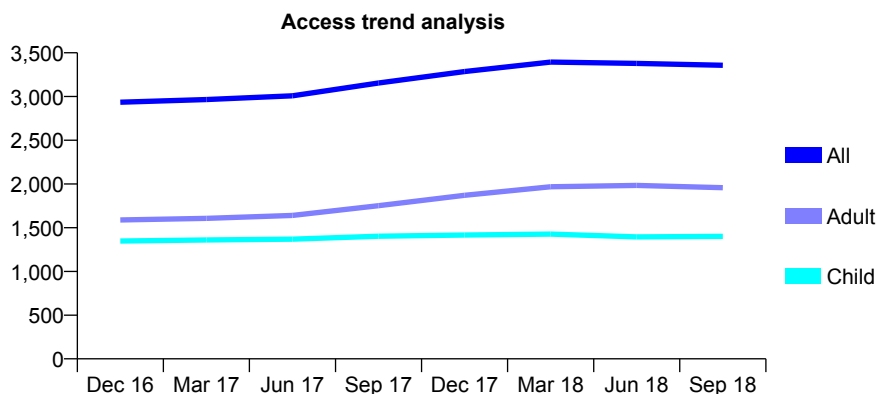
## Q59 - Vital Signs At a Glance Contract Report for 106461/0001 - September 2018

Name or company name	P Moulder, A Johnson, R Church, M Hamb
Contract type name	GDS Contract
Purpose of contract	General
Contract start date	01/09/2006
Contract end date	

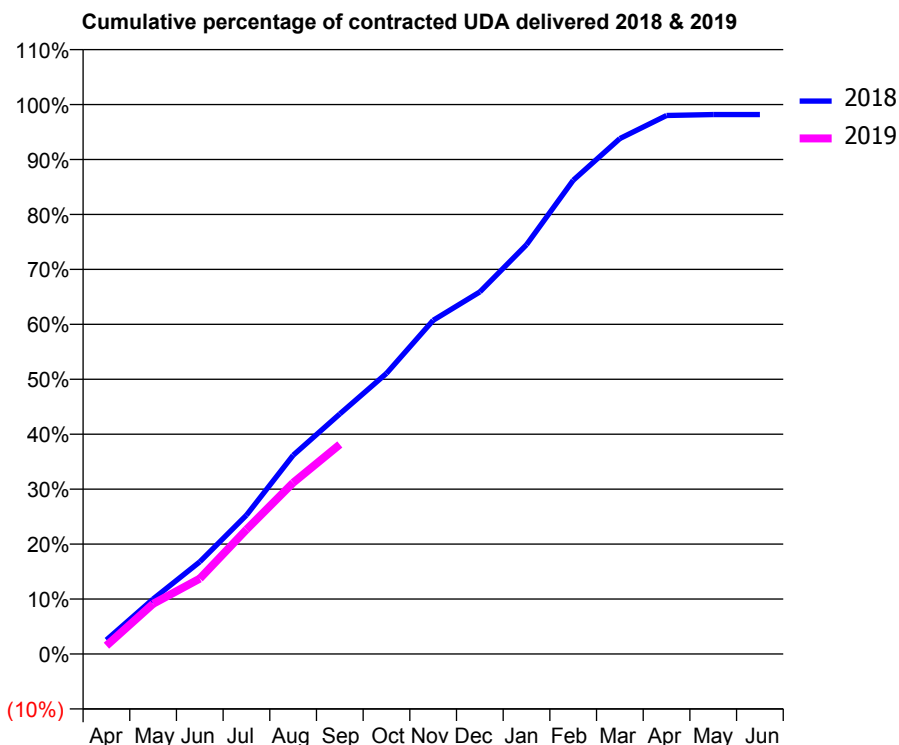
18/19 Contracted general activity (UDA)	10,500
Carry forward general activity (UDA)	188
18/19 Contracted orthodontic activity (UOA)	0
Carry forward orthodontic activity (UOA)	0
Baseline contract value	£246,748.74

### ACCESS\*

Patients seen in 24 months	Total	Change since previous quarter
Quarter ending September 2017	3,154	
Quarter ending December 2017	3,286	↑
Quarter ending March 2018	3,394	↑
Quarter ending June 2018	3,378	→
Quarter ending September 2018	3,357	→
<b>Variance since September 2017</b>	<b>6.4%</b>	<b>↑</b>



### ACTIVITY



Month	Adjusted Scheduled Activity (UDA)	
	2018	2019
April	264	159
May	1,034	958
June	1,733	1,442
July	2,609	2,379
August	3,733	3,274
September	4,510	4,005
October	5,271	
November	6,268	
December	6,801	
January	7,686	
February	8,898	
March	9,681	
April	10,114	
May	10,131	
June	10,132	

### QUALITY

	Quantity	Base Number	Contract	AT	Region	England
% of FP17s for the same patient ID Re-attending within 3 months - Children	81	1,236	6.6%	9.4%	11.4%	11.6%
% of FP17s for the same patient ID Re-attending within 3 months - Adults	171	1,337	12.8%	13.8%	15.0%	15.5%
% of FP17s for the same patient ID Re-attending between 3 & 9 months - Children	896	1,236	72.5%	61.4%	59.9%	58.8%
% of FP17s for the same patient ID Re-attending between 3 & 9 months - Adults	865	1,337	64.7%	52.7%	52.0%	51.1%
% of FP17s for Band 1 Urgent Courses	112	2,356	4.8%	7.6%	8.0%	9.0%
% of FP17s Relating to Free Repair or Replacements	0	2,356	0.0%	0.8%	0.8%	0.8%
% of FP17s Relating to Continuations	28	2,356	1.2%	0.9%	0.9%	0.9%
% of Patients satisfied with the dentistry they have received	3	3	N/A	93.3%	93.5%	93.3%
% of Patients satisfied with the time they had to wait for an appointment	3	3	N/A	86.3%	89.1%	88.9%

\* This is based on patients treated on this contract for their most recent course of treatment. Figures in italics indicate the base number of FP17s or Patient Questionnaire responses are less than 100. N/A is shown where the base number of responses is less than 10 during the period. % is calculated as Quantity/Base number\*100

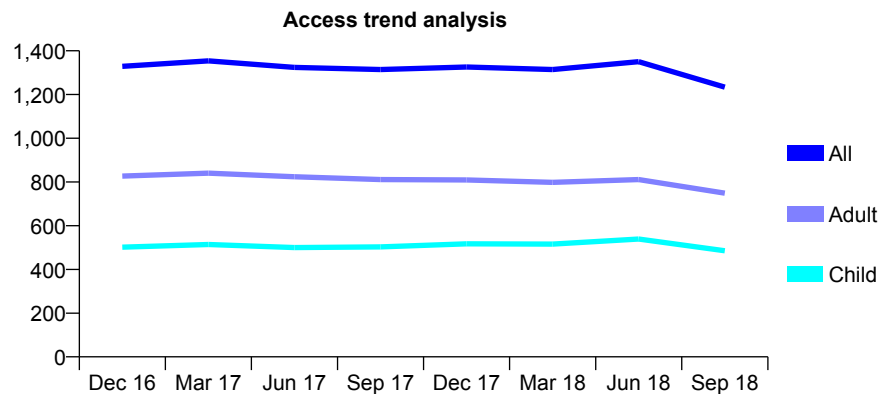
## Q59 - Vital Signs At a Glance Contract Report for 108308/0001 - September 2018

Name or company name	Brookview Dental Clinic Limited
Contract type name	GDS Contract
Purpose of contract	General
Contract start date	01/03/2008
Contract end date	

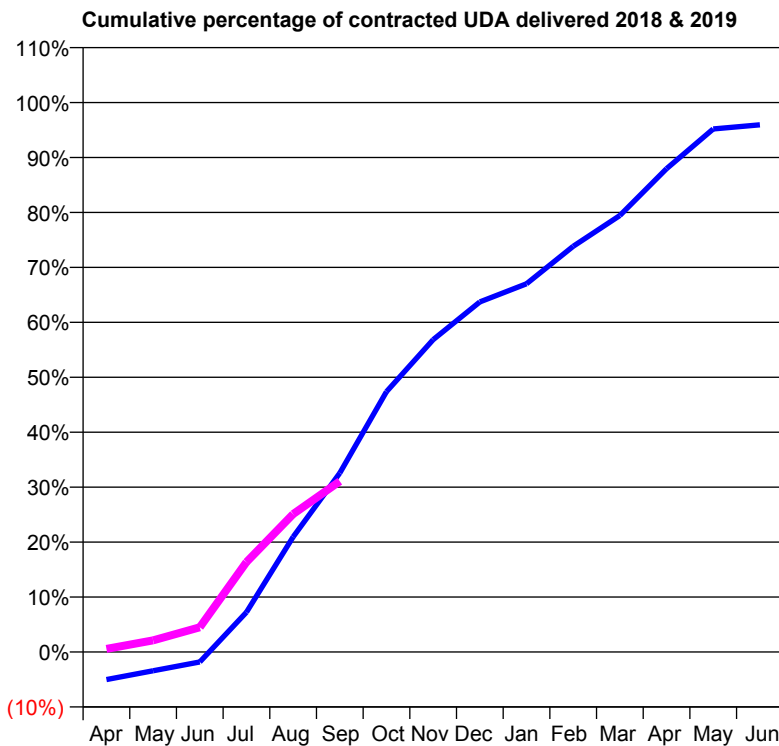
18/19 Contracted general activity (UDA)	1,745
Carry forward general activity (UDA)	0
18/19 Contracted orthodontic activity (UOA)	0
Carry forward orthodontic activity (UOA)	0
Baseline contract value	£41,711.51

### ACCESS\*

Patients seen in 24 months	Total	Change since previous quarter
Quarter ending September 2017	1,314	
Quarter ending December 2017	1,326	→
Quarter ending March 2018	1,314	→
Quarter ending June 2018	1,350	↑
Quarter ending September 2018	1,234	↓
<b>Variance since September 2017</b>	<b>(6.1%)</b>	<b>↓</b>



### ACTIVITY



Adjusted Scheduled Activity (UDA)		
Month	2018	2019
April	-88	10
May	-60	37
June	-32	78
July	126	286
August	366	438
September	569	542
October	827	
November	992	
December	1,112	
January	1,169	
February	1,288	
March	1,386	
April	1,535	
May	1,661	
June	1,674	

### QUALITY

	Quantity	Base Number	Contract	AT	Region	England
% of FP17s for the same patient ID Re-attending within 3 months - Children	21	382	5.5%	9.4%	11.4%	11.6%
% of FP17s for the same patient ID Re-attending within 3 months - Adults	49	518	9.5%	13.8%	15.0%	15.5%
% of FP17s for the same patient ID Re-attending between 3 & 9 months - Children	216	382	56.5%	61.4%	59.9%	58.8%
% of FP17s for the same patient ID Re-attending between 3 & 9 months - Adults	277	518	53.5%	52.7%	52.0%	51.1%
% of FP17s for Band 1 Urgent Courses	11	299	3.7%	7.6%	8.0%	9.0%
% of FP17s Relating to Free Repair or Replacements	1	299	0.3%	0.8%	0.8%	0.8%
% of FP17s Relating to Continuations	3	299	1.0%	0.9%	0.9%	0.9%
% of Patients satisfied with the dentistry they have received	0	0	N/A	93.3%	93.5%	93.3%
% of Patients satisfied with the time they had to wait for an appointment	0	0	N/A	86.3%	89.1%	88.9%

\* This is based on patients treated on this contract for their most recent course of treatment. Figures in italics indicate the base number of FP17s or Patient Questionnaire responses are less than 100. N/A is shown where the base number of responses is less than 10 during the period. % is calculated as Quantity/Base number\*100

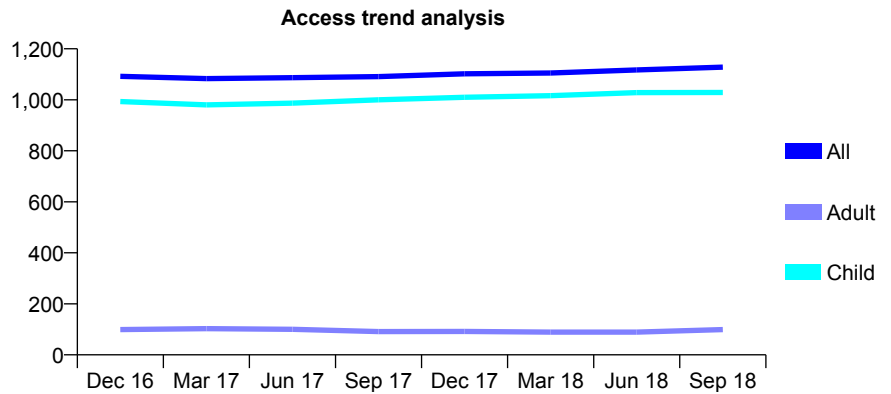
## Q59 - Vital Signs At a Glance Contract Report for 109584/0001 - September 2018

Name or company name	Mr M Hamburger & Mrs R P Sadler
Contract type name	GDS Contract
Purpose of contract	General
Contract start date	01/04/2014
Contract end date	

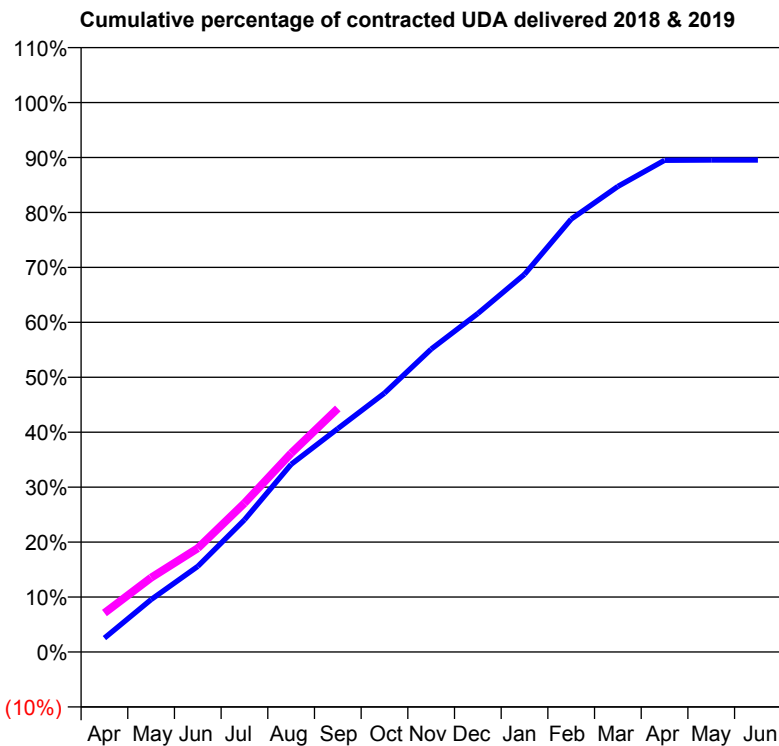
18/19 Contracted general activity (UDA)	2,447
Carry forward general activity (UDA)	0
18/19 Contracted orthodontic activity (UOA)	0
Carry forward orthodontic activity (UOA)	0
Baseline contract value	£74,776.87

### ACCESS\*

Patients seen in 24 months	Total	Change since previous quarter
Quarter ending September 2017	1,091	
Quarter ending December 2017	1,102	→
Quarter ending March 2018	1,105	→
Quarter ending June 2018	1,117	→
Quarter ending September 2018	1,128	→
<b>Variance since September 2017</b>	<b>3.4%</b>	<b>↑</b>



### ACTIVITY



Adjusted Scheduled Activity (UDA)		
Month	2018	2019
April	62	174
May	234	331
June	382	462
July	589	663
August	836	885
September	995	1,084
October	1,153	
November	1,349	
December	1,507	
January	1,682	
February	1,928	
March	2,073	
April	2,190	
May	2,191	
June	2,191	

### QUALITY

	Quantity	Base Number	Contract	AT	Region	England
% of FP17s for the same patient ID Re-attending within 3 months - Children	69	931	7.4%	9.4%	11.4%	11.6%
% of FP17s for the same patient ID Re-attending within 3 months - Adults	0	10	0.0%	13.8%	15.0%	15.5%
% of FP17s for the same patient ID Re-attending between 3 & 9 months - Children	643	931	69.1%	61.4%	59.9%	58.8%
% of FP17s for the same patient ID Re-attending between 3 & 9 months - Adults	10	10	100.0%	52.7%	52.0%	51.1%
% of FP17s for Band 1 Urgent Courses	42	847	5.0%	7.6%	8.0%	9.0%
% of FP17s Relating to Free Repair or Replacements	0	847	0.0%	0.8%	0.8%	0.8%
% of FP17s Relating to Continuations	0	847	0.0%	0.9%	0.9%	0.9%
% of Patients satisfied with the dentistry they have received	0	0	N/A	93.3%	93.5%	93.3%
% of Patients satisfied with the time they had to wait for an appointment	0	0	N/A	86.3%	89.1%	88.9%

\* This is based on patients treated on this contract for their most recent course of treatment. Figures in italics indicate the base number of FP17s or Patient Questionnaire responses are less than 100. N/A is shown where the base number of responses is less than 10 during the period. % is calculated as Quantity/Base number\*100

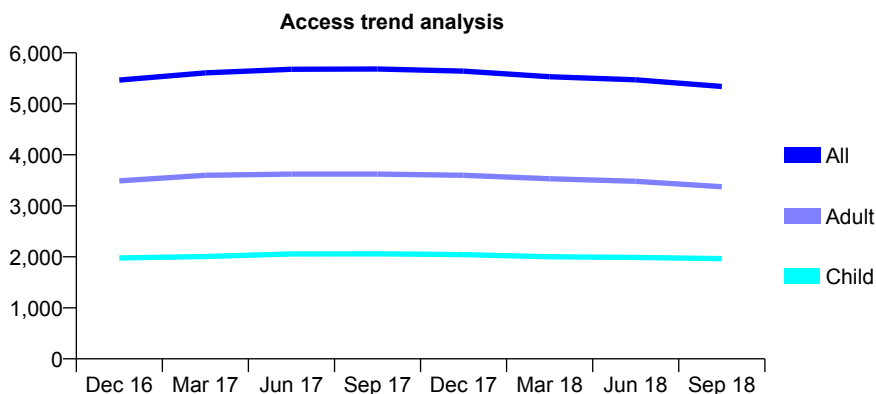
## Q59 - Vital Signs At a Glance Contract Report for 109967/0001 - September 2018

Name or company name	Mr F Kadherbhai, Mr N F Kapadia, Mr A Sa
Contract type name	GDS Contract
Purpose of contract	General
Contract start date	01/04/2011
Contract end date	

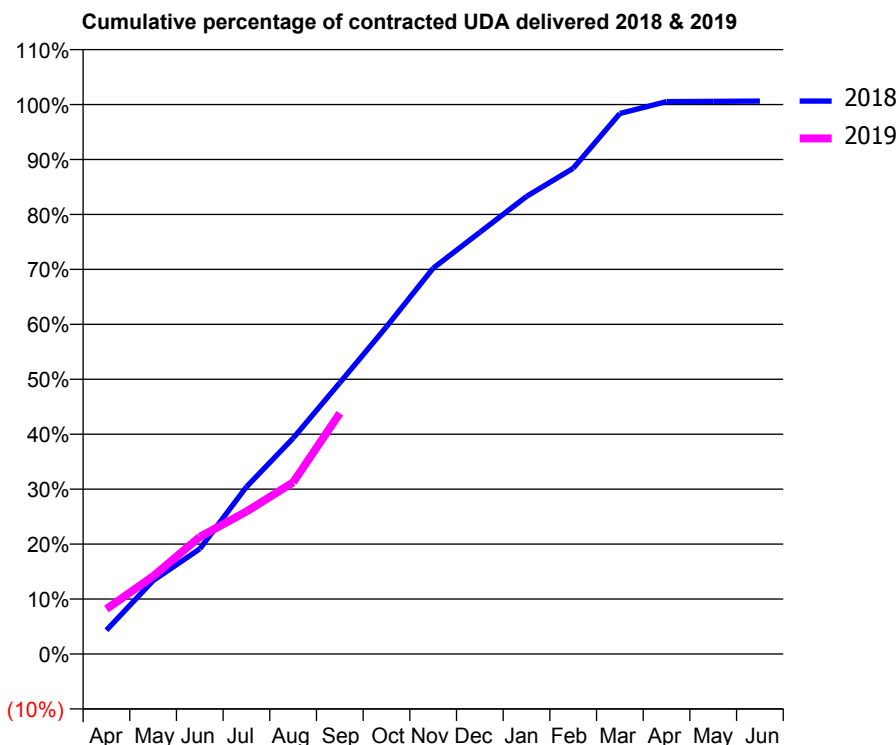
18/19 Contracted general activity (UDA)	13,147
Carry forward general activity (UDA)	-82
18/19 Contracted orthodontic activity (UOA)	0
Carry forward orthodontic activity (UOA)	0
Baseline contract value	£365,288.51

### ACCESS\*

Patients seen in 24 months	Total	Change since previous quarter
Quarter ending September 2017	5,683	
Quarter ending December 2017	5,641	→
Quarter ending March 2018	5,532	↓
Quarter ending June 2018	5,470	↓
Quarter ending September 2018	5,339	↓
<b>Variance since September 2017</b>	<b>(6.1%)</b>	<b>↓</b>



### ACTIVITY



Adjusted Scheduled Activity (UDA)		
Month	2018	2019
April	570	1,076
May	1,757	1,861
June	2,517	2,803
July	3,998	3,408
August	5,165	4,106
September	6,490	5,762
October	7,830	
November	9,230	
December	10,088	
January	10,948	
February	11,622	
March	12,931	
April	13,217	
May	13,222	
June	13,229	

### QUALITY

	Quantity	Base Number	Contract	AT	Region	England
% of FP17s for the same patient ID Re-attending within 3 months - Children	66	1,411	4.7%	9.4%	11.4%	11.6%
% of FP17s for the same patient ID Re-attending within 3 months - Adults	207	2,061	10.0%	13.8%	15.0%	15.5%
% of FP17s for the same patient ID Re-attending between 3 & 9 months - Children	890	1,411	63.1%	61.4%	59.9%	58.8%
% of FP17s for the same patient ID Re-attending between 3 & 9 months - Adults	1,243	2,061	60.3%	52.7%	52.0%	51.1%
% of FP17s for Band 1 Urgent Courses	159	2,726	5.8%	7.6%	8.0%	9.0%
% of FP17s Relating to Free Repair or Replacements	4	2,726	0.1%	0.8%	0.8%	0.8%
% of FP17s Relating to Continuations	3	2,726	0.1%	0.9%	0.9%	0.9%
% of Patients satisfied with the dentistry they have received	0	0	N/A	93.3%	93.5%	93.3%
% of Patients satisfied with the time they had to wait for an appointment	0	0	N/A	86.3%	89.1%	88.9%

\* This is based on patients treated on this contract for their most recent course of treatment. Figures in italics indicate the base number of FP17s or Patient Questionnaire responses are less than 100. N/A is shown where the base number of responses is less than 10 during the period. % is calculated as Quantity/Base number\*100

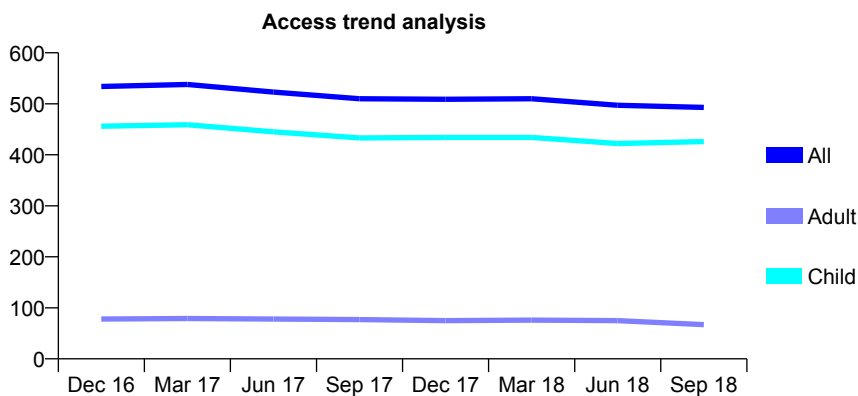
## Q59 - Vital Signs At a Glance Contract Report for 111260/0001 - September 2018

Name or company name	Mr N Appleby & Mr S Edmondson
Contract type name	GDS Contract
Purpose of contract	General
Contract start date	01/04/2006
Contract end date	

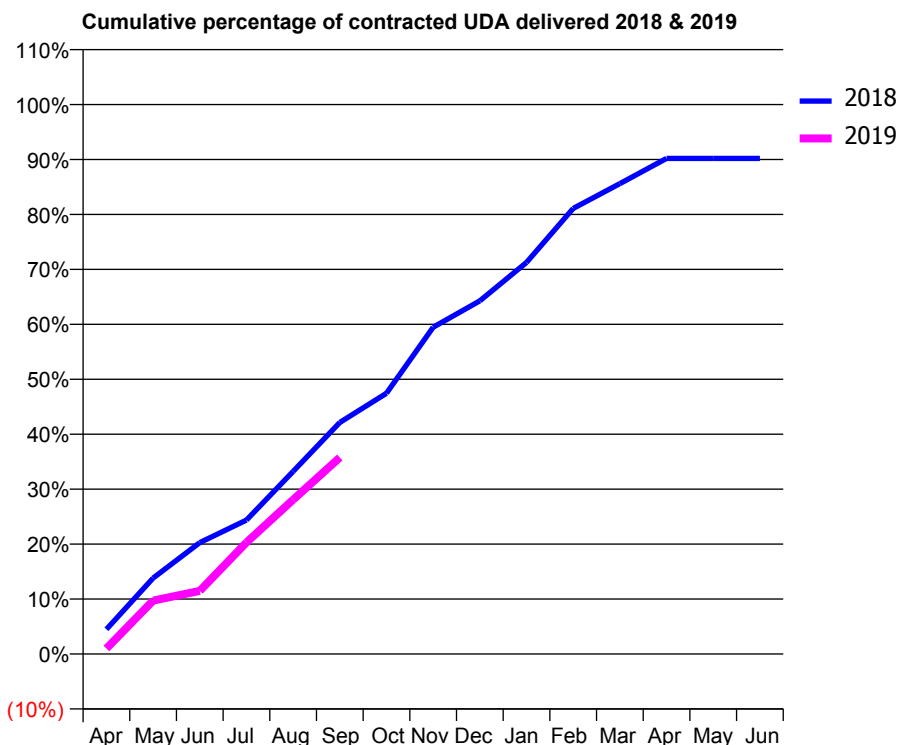
18/19 Contracted general activity (UDA)	900
Carry forward general activity (UDA)	0
18/19 Contracted orthodontic activity (UOA)	0
Carry forward orthodontic activity (UOA)	0
Baseline contract value	£20,067.21

### ACCESS\*

Patients seen in 24 months	Total	Change since previous quarter
Quarter ending September 2017	510	
Quarter ending December 2017	509	→
Quarter ending March 2018	510	→
Quarter ending June 2018	497	↓
Quarter ending September 2018	493	→
<b>Variance since September 2017</b>	<b>(3.3%)</b>	<b>↓</b>



### ACTIVITY



Adjusted Scheduled Activity (UDA)		
Month	2018	2019
April	45	9
May	138	87
June	203	103
July	244	183
August	332	253
September	421	322
October	475	
November	595	
December	643	
January	713	
February	811	
March	856	
April	902	
May	902	
June	902	

### QUALITY

	Quantity	Base Number	Contract	AT	Region	England
% of FP17s for the same patient ID Re-attending within 3 months - Children	12	300	4.0%	9.4%	11.4%	11.6%
% of FP17s for the same patient ID Re-attending within 3 months - Adults	0	0	N/A	13.8%	15.0%	15.5%
% of FP17s for the same patient ID Re-attending between 3 & 9 months - Children	207	300	69.0%	61.4%	59.9%	58.8%
% of FP17s for the same patient ID Re-attending between 3 & 9 months - Adults	0	0	N/A	52.7%	52.0%	51.1%
% of FP17s for Band 1 Urgent Courses	4	264	1.5%	7.6%	8.0%	9.0%
% of FP17s Relating to Free Repair or Replacements	0	264	0.0%	0.8%	0.8%	0.8%
% of FP17s Relating to Continuations	0	264	0.0%	0.9%	0.9%	0.9%
% of Patients satisfied with the dentistry they have received	0	0	N/A	93.3%	93.5%	93.3%
% of Patients satisfied with the time they had to wait for an appointment	0	0	N/A	86.3%	89.1%	88.9%

\* This is based on patients treated on this contract for their most recent course of treatment. Figures in italics indicate the base number of FP17s or Patient Questionnaire responses are less than 100. N/A is shown where the base number of responses is less than 10 during the period. % is calculated as Quantity/Base number\*100

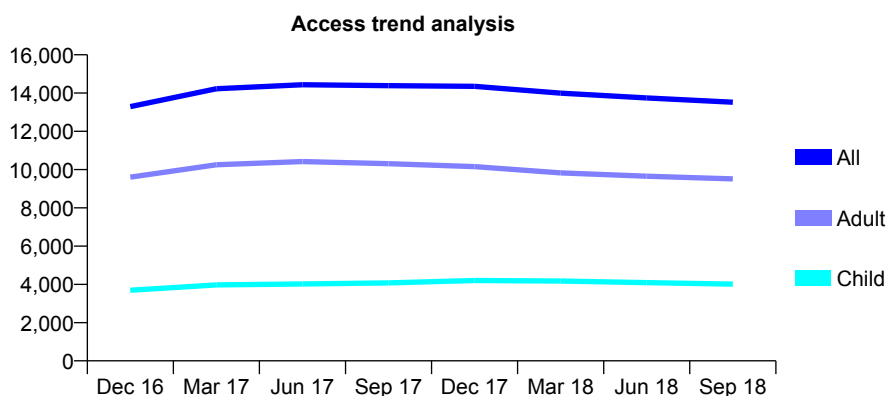
## Q59 - Vital Signs At a Glance Contract Report for 112984/0001 - September 2018

Name or company name	East Midlands Community Dental Associati
Contract type name	GDS Contract
Purpose of contract	General
Contract start date	01/12/2014
Contract end date	

18/19 Contracted general activity (UDA)	35,000
Carry forward general activity (UDA)	1,091
18/19 Contracted orthodontic activity (UOA)	0
Carry forward orthodontic activity (UOA)	0
Baseline contract value	£780,299.23

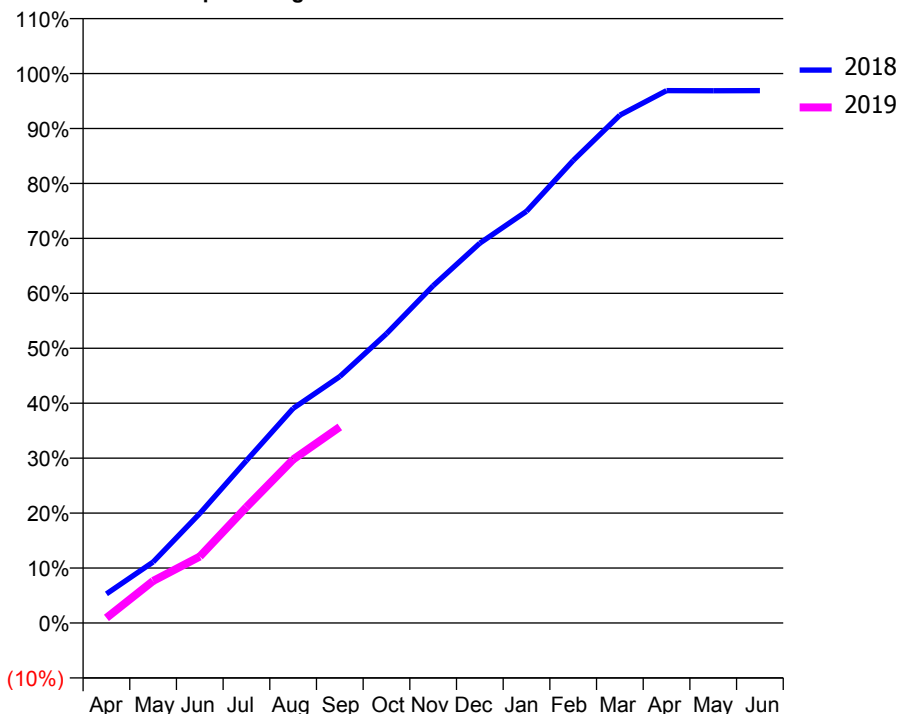
### ACCESS\*

Patients seen in 24 months	Total	Change since previous quarter
Quarter ending September 2017	14,383	
Quarter ending December 2017	14,354	→
Quarter ending March 2018	13,996	↓
Quarter ending June 2018	13,746	↓
Quarter ending September 2018	13,523	↓
<b>Variance since September 2017</b>	<b>(6.0%)</b>	<b>↓</b>



### ACTIVITY

Cumulative percentage of contracted UDA delivered 2018 & 2019



Adjusted Scheduled Activity (UDA)

Month	2018	2019
April	1,856	326
May	3,883	2,682
June	6,981	4,231
July	10,345	7,388
August	13,669	10,416
September	15,702	12,486
October	18,424	
November	21,481	
December	24,197	
January	26,220	
February	29,462	
March	32,348	
April	33,906	
May	33,904	
June	33,909	

### QUALITY

	Quantity	Base Number	Contract	AT	Region	England
% of FP17s for the same patient ID Re-attending within 3 months - Children	132	2,754	4.8%	9.4%	11.4%	11.6%
% of FP17s for the same patient ID Re-attending within 3 months - Adults	671	6,073	11.0%	13.8%	15.0%	15.5%
% of FP17s for the same patient ID Re-attending between 3 & 9 months - Children	1,805	2,754	65.5%	61.4%	59.9%	58.8%
% of FP17s for the same patient ID Re-attending between 3 & 9 months - Adults	3,560	6,073	58.6%	52.7%	52.0%	51.1%
% of FP17s for Band 1 Urgent Courses	647	8,051	8.0%	7.6%	8.0%	9.0%
% of FP17s Relating to Free Repair or Replacements	67	8,051	0.8%	0.8%	0.8%	0.8%
% of FP17s Relating to Continuations	9	8,051	0.1%	0.9%	0.9%	0.9%
% of Patients satisfied with the dentistry they have received	5	7	N/A	93.3%	93.5%	93.3%
% of Patients satisfied with the time they had to wait for an appointment	4	7	N/A	86.3%	89.1%	88.9%

\* This is based on patients treated on this contract for their most recent course of treatment. Figures in italics indicate the base number of FP17s or Patient Questionnaire responses are less than 100. N/A is shown where the base number of responses is less than 10 during the period. % is calculated as Quantity/Base number\*100



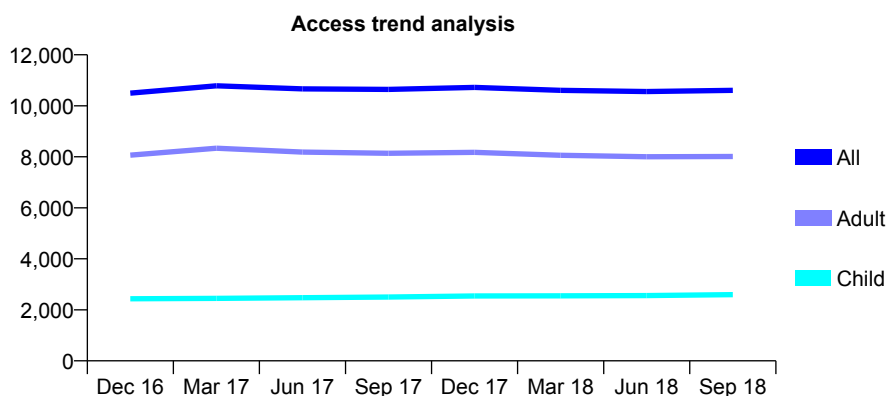
## Q59 - Vital Signs At a Glance Contract Report for 115231/0004 - September 2018

Name or company name	Charnwood Dental Limited
Contract type name	GDS Contract
Purpose of contract	General
Contract start date	01/04/2009
Contract end date	

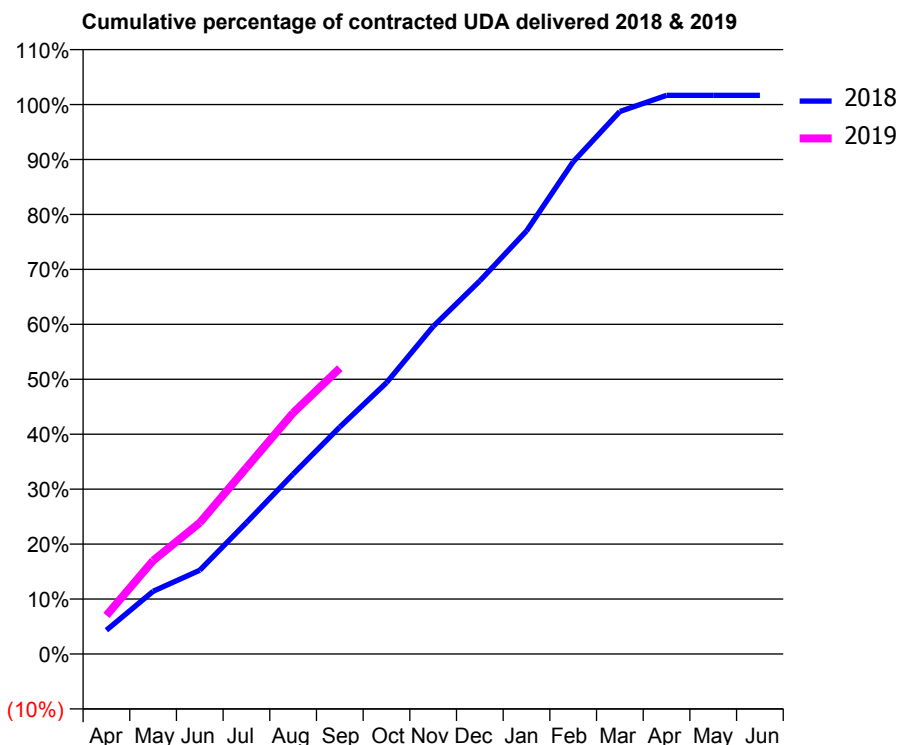
18/19 Contracted general activity (UDA)	25,029
Carry forward general activity (UDA)	-420
18/19 Contracted orthodontic activity (UOA)	0
Carry forward orthodontic activity (UOA)	0
Baseline contract value	£655,946.07

### ACCESS\*

Patients seen in 24 months	Total	Change since previous quarter
Quarter ending September 2017	10,641	
Quarter ending December 2017	10,720	→
Quarter ending March 2018	10,609	↓
Quarter ending June 2018	10,559	→
Quarter ending September 2018	10,605	→
<b>Variance since September 2017</b>	<b>(0.3%)</b>	<b>→</b>



### ACTIVITY



Month	Adjusted Scheduled Activity (UDA)	
	2018	2019
April	1,086	1,758
May	2,857	4,257
June	3,817	5,981
July	5,985	8,486
August	8,199	10,982
September	10,338	13,022
October	12,354	
November	14,923	
December	16,997	
January	19,268	
February	22,421	
March	24,711	
April	25,446	
May	25,448	
June	25,449	

### QUALITY

	Quantity	Base Number	Contract	AT	Region	England
% of FP17s for the same patient ID Re-attending within 3 months - Children	103	1,810	5.7%	9.4%	11.4%	11.6%
% of FP17s for the same patient ID Re-attending within 3 months - Adults	470	4,567	10.3%	13.8%	15.0%	15.5%
% of FP17s for the same patient ID Re-attending between 3 & 9 months - Children	1,014	1,810	56.0%	61.4%	59.9%	58.8%
% of FP17s for the same patient ID Re-attending between 3 & 9 months - Adults	2,383	4,567	52.2%	52.7%	52.0%	51.1%
% of FP17s for Band 1 Urgent Courses	164	5,976	2.7%	7.6%	8.0%	9.0%
% of FP17s Relating to Free Repair or Replacements	35	5,976	0.6%	0.8%	0.8%	0.8%
% of FP17s Relating to Continuations	155	5,976	2.6%	0.9%	0.9%	0.9%
% of Patients satisfied with the dentistry they have received	12	13	92.3%	93.3%	93.5%	93.3%
% of Patients satisfied with the time they had to wait for an appointment	12	13	92.3%	86.3%	89.1%	88.9%

\* This is based on patients treated on this contract for their most recent course of treatment. Figures in italics indicate the base number of FP17s or Patient Questionnaire responses are less than 100. N/A is shown where the base number of responses is less than 10 during the period. % is calculated as Quantity/Base number\*100

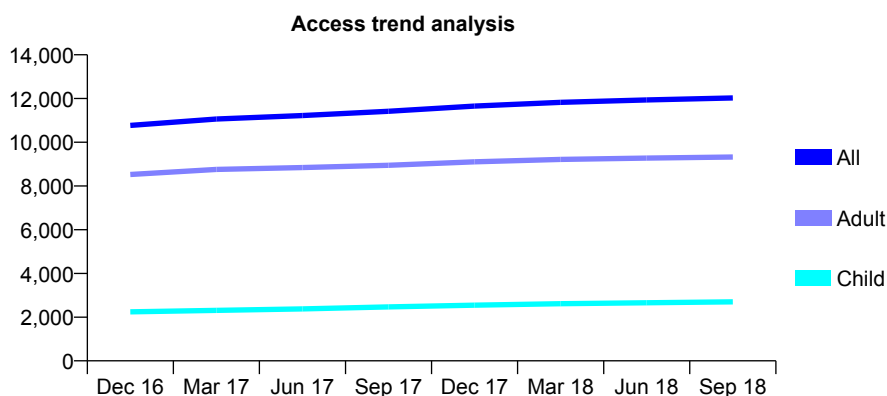
## Q59 - Vital Signs At a Glance Contract Report for 117250/0001 - September 2018

Name or company name	Hallcross Dental Practices Limited
Contract type name	GDS Contract
Purpose of contract	General
Contract start date	01/04/2008
Contract end date	

18/19 Contracted general activity (UDA)	32,315
Carry forward general activity (UDA)	242
18/19 Contracted orthodontic activity (UOA)	0
Carry forward orthodontic activity (UOA)	0
Baseline contract value	£794,482.77

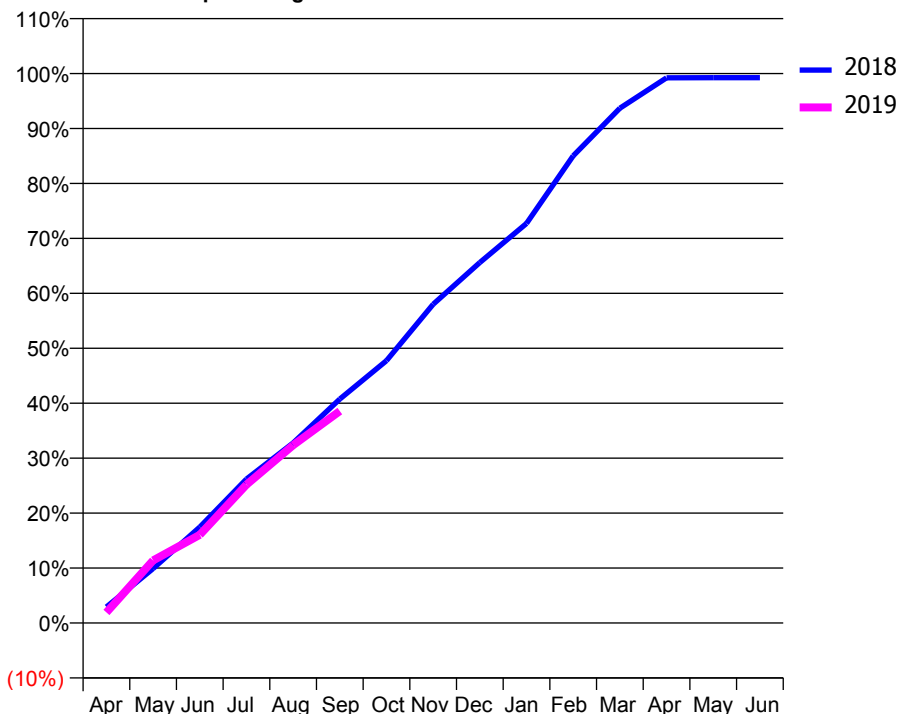
### ACCESS\*

Patients seen in 24 months	Total	Change since previous quarter
Quarter ending September 2017	11,417	
Quarter ending December 2017	11,652	↑
Quarter ending March 2018	11,826	→
Quarter ending June 2018	11,937	→
Quarter ending September 2018	12,027	→
<b>Variance since September 2017</b>	<b>5.3%</b>	<b>↑</b>



### ACTIVITY

Cumulative percentage of contracted UDA delivered 2018 & 2019



Month	Adjusted Scheduled Activity (UDA)	
	2018	2019
April	942	627
May	3,204	3,680
June	5,644	5,185
July	8,464	8,132
August	10,589	10,458
September	13,168	12,463
October	15,431	
November	18,746	
December	21,204	
January	23,495	
February	27,476	
March	30,275	
April	32,064	
May	32,072	
June	32,073	

### QUALITY

	Quantity	Base Number	Contract	AT	Region	England
% of FP17s for the same patient ID Re-attending within 3 months - Children	105	1,869	5.6%	9.4%	11.4%	11.6%
% of FP17s for the same patient ID Re-attending within 3 months - Adults	591	6,153	9.6%	13.8%	15.0%	15.5%
% of FP17s for the same patient ID Re-attending between 3 & 9 months - Children	1,102	1,869	59.0%	61.4%	59.9%	58.8%
% of FP17s for the same patient ID Re-attending between 3 & 9 months - Adults	3,405	6,153	55.3%	52.7%	52.0%	51.1%
% of FP17s for Band 1 Urgent Courses	481	7,216	6.7%	7.6%	8.0%	9.0%
% of FP17s Relating to Free Repair or Replacements	41	7,216	0.6%	0.8%	0.8%	0.8%
% of FP17s Relating to Continuations	35	7,216	0.5%	0.9%	0.9%	0.9%
% of Patients satisfied with the dentistry they have received	8	9	N/A	93.3%	93.5%	93.3%
% of Patients satisfied with the time they had to wait for an appointment	8	9	N/A	86.3%	89.1%	88.9%

\* This is based on patients treated on this contract for their most recent course of treatment. Figures in italics indicate the base number of FP17s or Patient Questionnaire responses are less than 100. N/A is shown where the base number of responses is less than 10 during the period. % is calculated as Quantity/Base number\*100

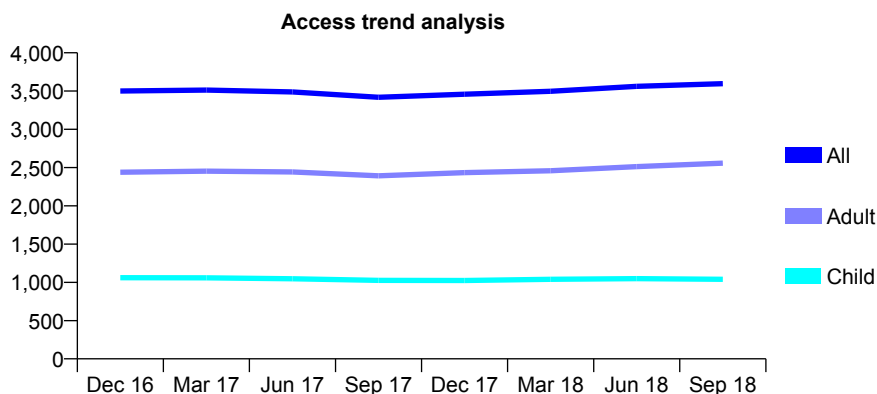
## Q59 - Vital Signs At a Glance Contract Report for 117412/0002 - September 2018

Name or company name	HS Virdee Ltd
Contract type name	GDS Contract
Purpose of contract	General and Orthodontic
Contract start date	01/11/2007
Contract end date	

18/19 Contracted general activity (UDA)	10,377
Carry forward general activity (UDA)	-183
18/19 Contracted orthodontic activity (UOA)	293
Carry forward orthodontic activity (UOA)	0
Baseline contract value	£291,970.20

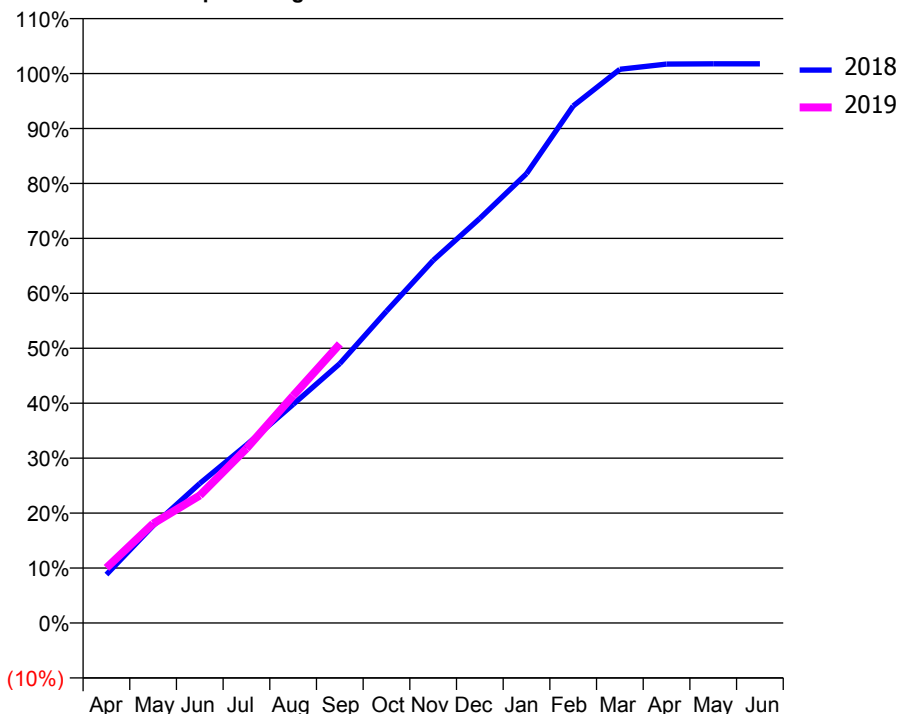
### ACCESS\*

Patients seen in 24 months	Total	Change since previous quarter
Quarter ending September 2017	3,419	
Quarter ending December 2017	3,458	→
Quarter ending March 2018	3,498	→
Quarter ending June 2018	3,562	→
Quarter ending September 2018	3,597	→
<b>Variance since September 2017</b>	<b>5.2%</b>	<b>↑</b>



### ACTIVITY

Cumulative percentage of contracted UDA delivered 2018 & 2019



Month	Adjusted Scheduled Activity (UDA)	
	2018	2019
April	914	1,042
May	1,837	1,878
June	2,636	2,408
July	3,363	3,295
August	4,128	4,292
September	4,899	5,269
October	5,888	
November	6,847	
December	7,642	
January	8,486	
February	9,763	
March	10,456	
April	10,556	
May	10,560	
June	10,560	

### QUALITY

	Quantity	Base Number	Contract	AT	Region	England
% of FP17s for the same patient ID Re-attending within 3 months - Children	46	813	5.7%	9.4%	11.4%	11.6%
% of FP17s for the same patient ID Re-attending within 3 months - Adults	181	1,646	11.0%	13.8%	15.0%	15.5%
% of FP17s for the same patient ID Re-attending between 3 & 9 months - Children	531	813	65.3%	61.4%	59.9%	58.8%
% of FP17s for the same patient ID Re-attending between 3 & 9 months - Adults	869	1,646	52.8%	52.7%	52.0%	51.1%
% of FP17s for Band 1 Urgent Courses	83	1,965	4.2%	7.6%	8.0%	9.0%
% of FP17s Relating to Free Repair or Replacements	10	1,965	0.5%	0.8%	0.8%	0.8%
% of FP17s Relating to Continuations	23	1,965	1.2%	0.9%	0.9%	0.9%
% of Patients satisfied with the dentistry they have received	5	5	N/A	93.3%	93.5%	93.3%
% of Patients satisfied with the time they had to wait for an appointment	4	5	N/A	86.3%	89.1%	88.9%

\* This is based on patients treated on this contract for their most recent course of treatment. Figures in italics indicate the base number of FP17s or Patient Questionnaire responses are less than 100. N/A is shown where the base number of responses is less than 10 during the period. % is calculated as Quantity/Base number\*100

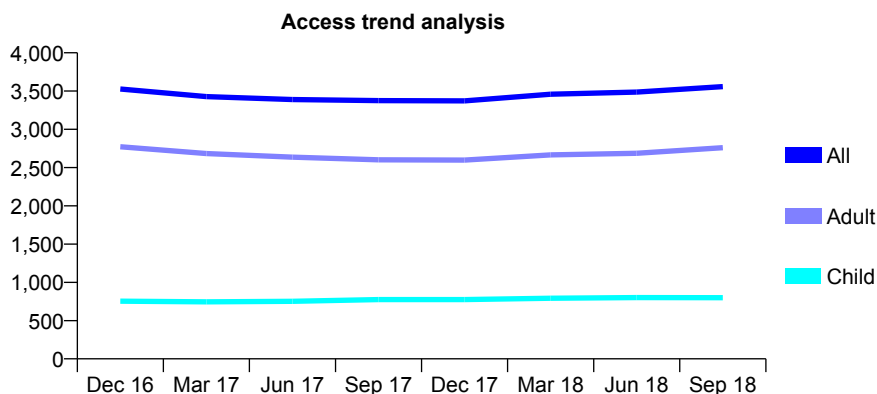
## Q59 - Vital Signs At a Glance Contract Report for 117552/0001 - September 2018

Name or company name	Mr Moroney & Ms N Whitley
Contract type name	GDS Contract
Purpose of contract	General
Contract start date	01/10/2011
Contract end date	

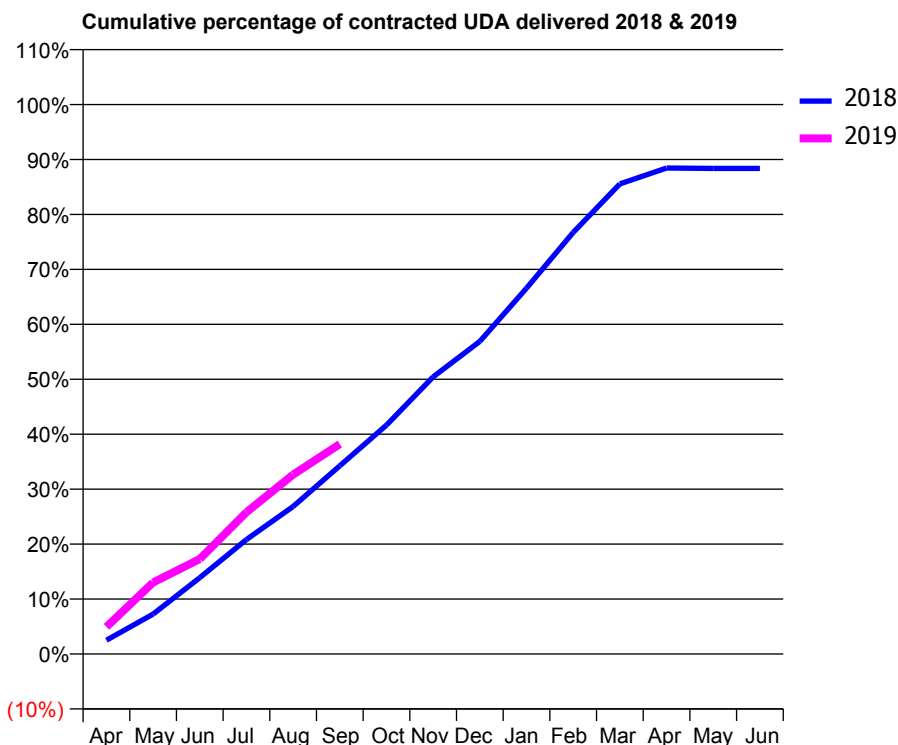
18/19 Contracted general activity (UDA)	15,002
Carry forward general activity (UDA)	0
18/19 Contracted orthodontic activity (UOA)	0
Carry forward orthodontic activity (UOA)	0
Baseline contract value	£425,163.24

### ACCESS\*

Patients seen in 24 months	Total	Change since previous quarter
Quarter ending September 2017	3,376	
Quarter ending December 2017	3,371	→
Quarter ending March 2018	3,458	↑
Quarter ending June 2018	3,487	→
Quarter ending September 2018	3,559	↑
<b>Variance since September 2017</b>	<b>5.4%</b>	<b>↑</b>



### ACTIVITY



Month	Adjusted Scheduled Activity (UDA)	
	2018	2019
April	383	742
May	1,107	1,952
June	2,118	2,592
July	3,178	3,873
August	4,093	4,897
September	5,222	5,734
October	6,353	
November	7,691	
December	8,675	
January	10,151	
February	11,700	
March	13,047	
April	13,486	
May	13,474	
June	13,474	

### QUALITY

	Quantity	Base Number	Contract	AT	Region	England
% of FP17s for the same patient ID Re-attending within 3 months - Children	25	503	5.0%	9.4%	11.4%	11.6%
% of FP17s for the same patient ID Re-attending within 3 months - Adults	232	1,832	12.7%	13.8%	15.0%	15.5%
% of FP17s for the same patient ID Re-attending between 3 & 9 months - Children	330	503	65.6%	61.4%	59.9%	58.8%
% of FP17s for the same patient ID Re-attending between 3 & 9 months - Adults	999	1,832	54.5%	52.7%	52.0%	51.1%
% of FP17s for Band 1 Urgent Courses	83	2,175	3.8%	7.6%	8.0%	9.0%
% of FP17s Relating to Free Repair or Replacements	27	2,175	1.2%	0.8%	0.8%	0.8%
% of FP17s Relating to Continuations	87	2,175	4.0%	0.9%	0.9%	0.9%
% of Patients satisfied with the dentistry they have received	3	5	N/A	93.3%	93.5%	93.3%
% of Patients satisfied with the time they had to wait for an appointment	4	5	N/A	86.3%	89.1%	88.9%

\* This is based on patients treated on this contract for their most recent course of treatment. Figures in italics indicate the base number of FP17s or Patient Questionnaire responses are less than 100. N/A is shown where the base number of responses is less than 10 during the period. % is calculated as Quantity/Base number\*100

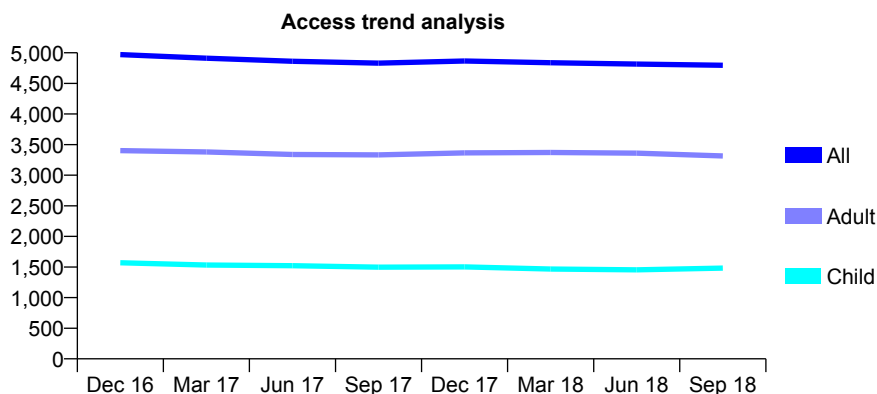
## Q59 - Vital Signs At a Glance Contract Report for 118281/0001 - September 2018

Name or company name	Dr V Hindocha
Contract type name	GDS Contract
Purpose of contract	General
Contract start date	01/01/2014
Contract end date	

18/19 Contracted general activity (UDA)	16,178
Carry forward general activity (UDA)	-51
18/19 Contracted orthodontic activity (UOA)	0
Carry forward orthodontic activity (UOA)	0
Baseline contract value	£412,997.60

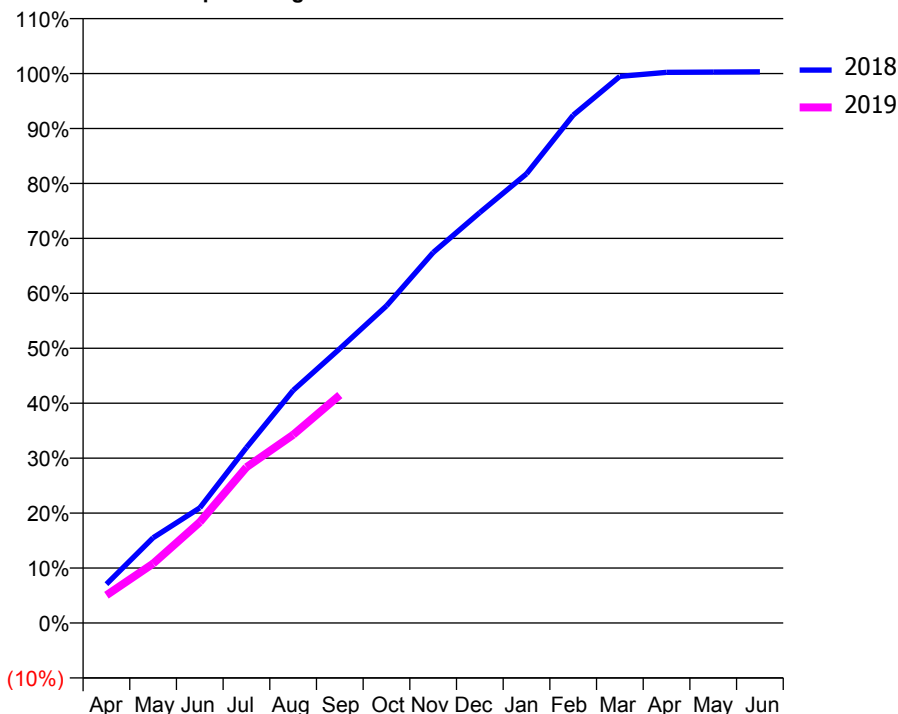
### ACCESS\*

Patients seen in 24 months	Total	Change since previous quarter
Quarter ending September 2017	4,831	
Quarter ending December 2017	4,867	→
Quarter ending March 2018	4,838	→
Quarter ending June 2018	4,815	→
Quarter ending September 2018	4,797	→
<b>Variance since September 2017</b>	<b>(0.7%)</b>	→



### ACTIVITY

Cumulative percentage of contracted UDA delivered 2018 & 2019



Adjusted Scheduled Activity (UDA)

Month	2018	2019
April	1,145	818
May	2,510	1,749
June	3,391	2,969
July	5,163	4,586
August	6,848	5,540
September	8,078	6,713
October	9,338	
November	10,910	
December	12,086	
January	13,224	
February	14,951	
March	16,094	
April	16,210	
May	16,219	
June	16,229	

### QUALITY

	Quantity	Base Number	Contract	AT	Region	England
% of FP17s for the same patient ID Re-attending within 3 months - Children	86	1,261	6.8%	9.4%	11.4%	11.6%
% of FP17s for the same patient ID Re-attending within 3 months - Adults	283	2,516	11.2%	13.8%	15.0%	15.5%
% of FP17s for the same patient ID Re-attending between 3 & 9 months - Children	885	1,261	70.2%	61.4%	59.9%	58.8%
% of FP17s for the same patient ID Re-attending between 3 & 9 months - Adults	1,618	2,516	64.3%	52.7%	52.0%	51.1%
% of FP17s for Band 1 Urgent Courses	255	3,665	7.0%	7.6%	8.0%	9.0%
% of FP17s Relating to Free Repair or Replacements	26	3,665	0.7%	0.8%	0.8%	0.8%
% of FP17s Relating to Continuations	3	3,665	0.1%	0.9%	0.9%	0.9%
% of Patients satisfied with the dentistry they have received	2	2	N/A	93.3%	93.5%	93.3%
% of Patients satisfied with the time they had to wait for an appointment	2	2	N/A	86.3%	89.1%	88.9%

\* This is based on patients treated on this contract for their most recent course of treatment. Figures in italics indicate the base number of FP17s or Patient Questionnaire responses are less than 100. N/A is shown where the base number of responses is less than 10 during the period. % is calculated as Quantity/Base number\*100

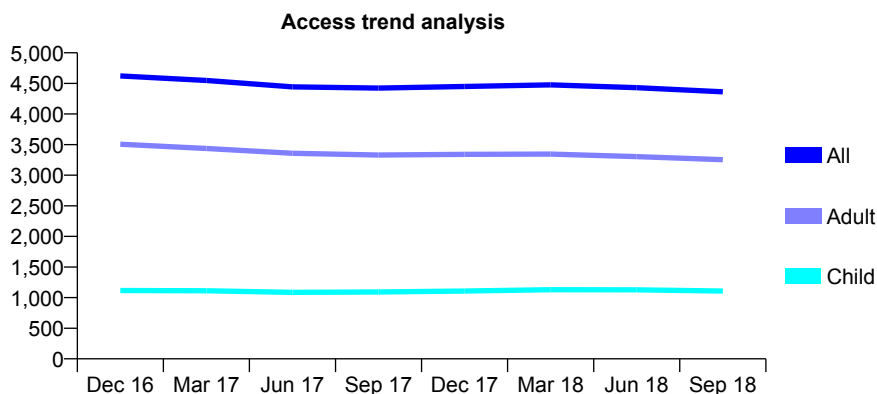
## Q59 - Vital Signs At a Glance Contract Report for 118389/0001 - September 2018

Name or company name	Ishak Practices Limited
Contract type name	GDS Contract
Purpose of contract	General
Contract start date	01/10/2007
Contract end date	

18/19 Contracted general activity (UDA)	15,000
Carry forward general activity (UDA)	0
18/19 Contracted orthodontic activity (UOA)	0
Carry forward orthodontic activity (UOA)	0
Baseline contract value	£426,048.79

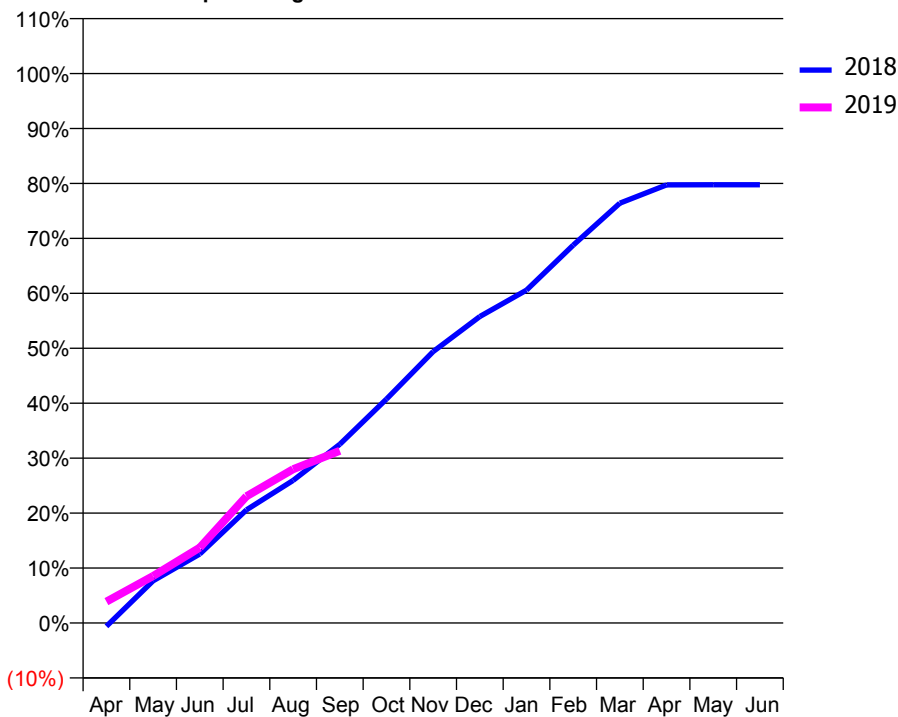
### ACCESS\*

Patients seen in 24 months	Total	Change since previous quarter
Quarter ending September 2017	4,423	
Quarter ending December 2017	4,449	→
Quarter ending March 2018	4,475	→
Quarter ending June 2018	4,431	→
Quarter ending September 2018	4,362	↓
<b>Variance since September 2017</b>	<b>(1.4%)</b>	<b>↓</b>



### ACTIVITY

Cumulative percentage of contracted UDA delivered 2018 & 2019



Adjusted Scheduled Activity (UDA)

Month	2018	2019
April	-93	583
May	1,151	1,285
June	1,884	2,058
July	3,088	3,460
August	3,893	4,200
September	4,880	4,701
October	6,114	
November	7,411	
December	8,366	
January	9,087	
February	10,315	
March	11,462	
April	11,961	
May	11,963	
June	11,962	

### QUALITY

	Quantity	Base Number	Contract	AT	Region	England
% of FP17s for the same patient ID Re-attending within 3 months - Children	68	691	9.8%	9.4%	11.4%	11.6%
% of FP17s for the same patient ID Re-attending within 3 months - Adults	307	2,023	15.2%	13.8%	15.0%	15.5%
% of FP17s for the same patient ID Re-attending between 3 & 9 months - Children	410	691	59.3%	61.4%	59.9%	58.8%
% of FP17s for the same patient ID Re-attending between 3 & 9 months - Adults	1,013	2,023	50.1%	52.7%	52.0%	51.1%
% of FP17s for Band 1 Urgent Courses	273	2,494	10.9%	7.6%	8.0%	9.0%
% of FP17s Relating to Free Repair or Replacements	15	2,494	0.6%	0.8%	0.8%	0.8%
% of FP17s Relating to Continuations	9	2,494	0.4%	0.9%	0.9%	0.9%
% of Patients satisfied with the dentistry they have received	3	5	N/A	93.3%	93.5%	93.3%
% of Patients satisfied with the time they had to wait for an appointment	5	5	N/A	86.3%	89.1%	88.9%

\* This is based on patients treated on this contract for their most recent course of treatment. Figures in italics indicate the base number of FP17s or Patient Questionnaire responses are less than 100. N/A is shown where the base number of responses is less than 10 during the period. % is calculated as Quantity/Base number\*100

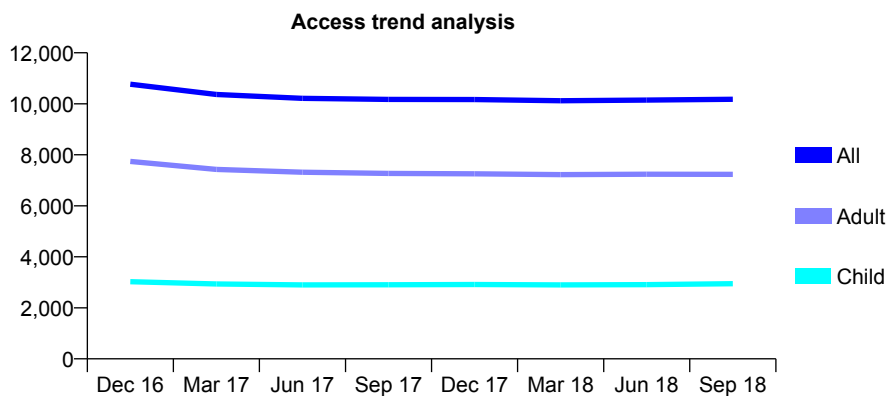
## Q59 - Vital Signs At a Glance Contract Report for 118680/0003 - September 2018

Name or company name	Mr P Sitlu & Mr I Bhyat
Contract type name	GDS Contract
Purpose of contract	General and Orthodontic
Contract start date	09/12/2008
Contract end date	

18/19 Contracted general activity (UDA)	30,774
Carry forward general activity (UDA)	0
18/19 Contracted orthodontic activity (UOA)	895
Carry forward orthodontic activity (UOA)	30
Baseline contract value	£685,068.65

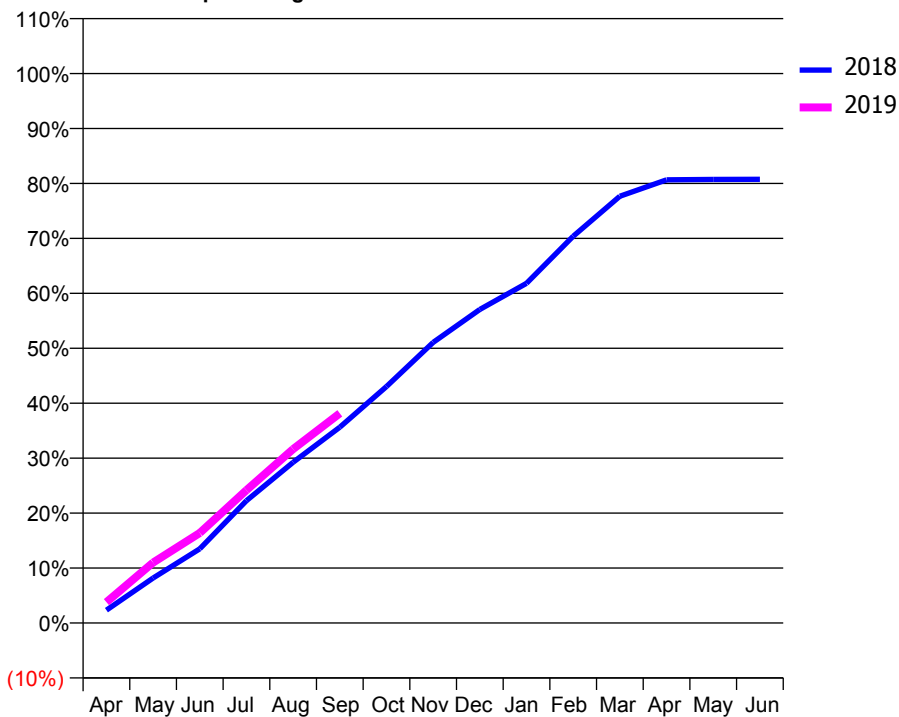
### ACCESS\*

Patients seen in 24 months	Total	Change since previous quarter
Quarter ending September 2017	10,175	
Quarter ending December 2017	10,169	→
Quarter ending March 2018	10,119	→
Quarter ending June 2018	10,145	→
Quarter ending September 2018	10,180	→
<b>Variance since September 2017</b>	<b>0.0%</b>	<b>→</b>



### ACTIVITY

Cumulative percentage of contracted UDA delivered 2018 & 2019



Month	Adjusted Scheduled Activity (UDA)	
	2018	2019
April	719	1,172
May	2,507	3,384
June	4,135	5,042
July	6,819	7,438
August	8,961	9,741
September	10,914	11,741
October	13,178	
November	15,638	
December	17,477	
January	18,930	
February	21,557	
March	23,781	
April	24,699	
May	24,722	
June	24,730	

### QUALITY

	Quantity	Base Number	Contract	AT	Region	England
% of FP17s for the same patient ID Re-attending within 3 months - Children	202	2,514	8.0%	9.4%	11.4%	11.6%
% of FP17s for the same patient ID Re-attending within 3 months - Adults	595	5,316	11.2%	13.8%	15.0%	15.5%
% of FP17s for the same patient ID Re-attending between 3 & 9 months - Children	1,692	2,514	67.3%	61.4%	59.9%	58.8%
% of FP17s for the same patient ID Re-attending between 3 & 9 months - Adults	3,026	5,316	56.9%	52.7%	52.0%	51.1%
% of FP17s for Band 1 Urgent Courses	480	7,195	6.7%	7.6%	8.0%	9.0%
% of FP17s Relating to Free Repair or Replacements	53	7,195	0.7%	0.8%	0.8%	0.8%
% of FP17s Relating to Continuations	32	7,195	0.4%	0.9%	0.9%	0.9%
% of Patients satisfied with the dentistry they have received	11	12	91.7%	93.3%	93.5%	93.3%
% of Patients satisfied with the time they had to wait for an appointment	12	12	100.0%	86.3%	89.1%	88.9%

\* This is based on patients treated on this contract for their most recent course of treatment. Figures in italics indicate the base number of FP17s or Patient Questionnaire responses are less than 100. N/A is shown where the base number of responses is less than 10 during the period. % is calculated as Quantity/Base number\*100

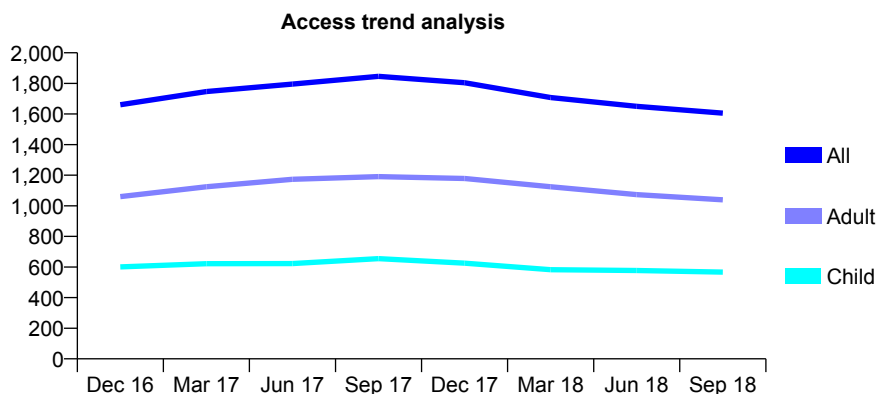
## Q59 - Vital Signs At a Glance Contract Report for 121789/0001 - September 2018

Name or company name	Mr C Lucas, Mr M Hamburger, R Ingledew
Contract type name	GDS Contract
Purpose of contract	General and Orthodontic
Contract start date	01/04/2012
Contract end date	

18/19 Contracted general activity (UDA)	4,345
Carry forward general activity (UDA)	-87
18/19 Contracted orthodontic activity (UOA)	1,361
Carry forward orthodontic activity (UOA)	0
Baseline contract value	£210,443.98

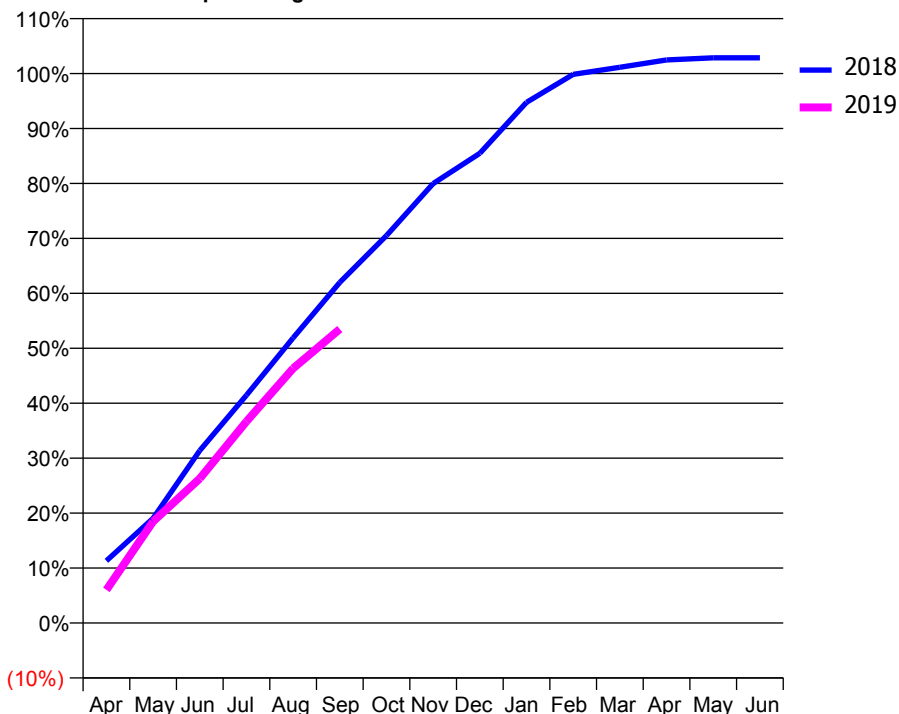
### ACCESS\*

Patients seen in 24 months	Total	Change since previous quarter
Quarter ending September 2017	1,846	
Quarter ending December 2017	1,804	↓
Quarter ending March 2018	1,708	↓
Quarter ending June 2018	1,650	↓
Quarter ending September 2018	1,606	↓
<b>Variance since September 2017</b>	<b>(13.0%)</b>	<b>↓</b>



### ACTIVITY

Cumulative percentage of contracted UDA delivered 2018 & 2019



Adjusted Scheduled Activity (UDA)

Month	2018	2019
April	492	262
May	828	803
June	1,363	1,142
July	1,801	1,593
August	2,255	2,014
September	2,693	2,324
October	3,064	
November	3,475	
December	3,714	
January	4,117	
February	4,339	
March	4,394	
April	4,453	
May	4,469	
June	4,469	

### QUALITY

	Quantity	Base Number	Contract	AT	Region	England
% of FP17s for the same patient ID Re-attending within 3 months - Children	33	464	7.1%	9.4%	11.4%	11.6%
% of FP17s for the same patient ID Re-attending within 3 months - Adults	100	683	14.6%	13.8%	15.0%	15.5%
% of FP17s for the same patient ID Re-attending between 3 & 9 months - Children	176	464	37.9%	61.4%	59.9%	58.8%
% of FP17s for the same patient ID Re-attending between 3 & 9 months - Adults	337	683	49.3%	52.7%	52.0%	51.1%
% of FP17s for Band 1 Urgent Courses	100	1,060	9.4%	7.6%	8.0%	9.0%
% of FP17s Relating to Free Repair or Replacements	11	1,060	1.0%	0.8%	0.8%	0.8%
% of FP17s Relating to Continuations	25	1,060	2.4%	0.9%	0.9%	0.9%
% of Patients satisfied with the dentistry they have received	2	2	N/A	93.3%	93.5%	93.3%
% of Patients satisfied with the time they had to wait for an appointment	2	2	N/A	86.3%	89.1%	88.9%

\* This is based on patients treated on this contract for their most recent course of treatment. Figures in italics indicate the base number of FP17s or Patient Questionnaire responses are less than 100. N/A is shown where the base number of responses is less than 10 during the period. % is calculated as Quantity/Base number\*100



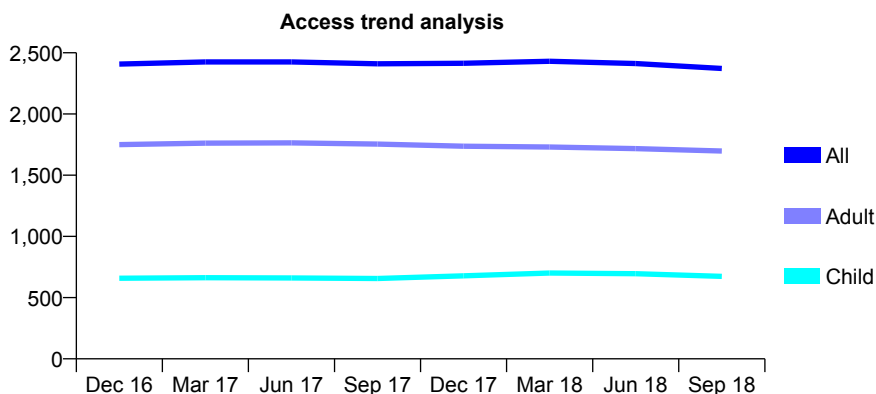
## Q59 - Vital Signs At a Glance Contract Report for 123218/0001 - September 2018

Name or company name	Dayadent Limited
Contract type name	GDS Contract
Purpose of contract	General and Orthodontic
Contract start date	01/04/2008
Contract end date	

18/19 Contracted general activity (UDA)	4,952
Carry forward general activity (UDA)	-69
18/19 Contracted orthodontic activity (UOA)	1,657
Carry forward orthodontic activity (UOA)	26
Baseline contract value	£292,869.07

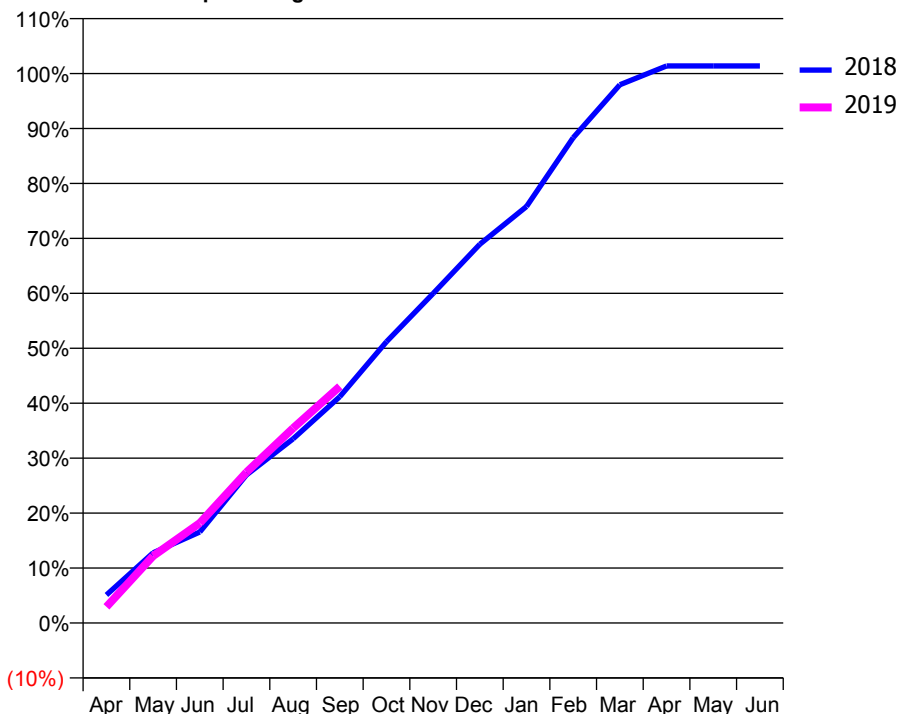
### ACCESS\*

Patients seen in 24 months	Total	Change since previous quarter
Quarter ending September 2017	2,410	
Quarter ending December 2017	2,415	→
Quarter ending March 2018	2,431	→
Quarter ending June 2018	2,412	→
Quarter ending September 2018	2,372	↓
<b>Variance since September 2017</b>	<b>(1.6%)</b>	<b>↓</b>



### ACTIVITY

Cumulative percentage of contracted UDA delivered 2018 & 2019



Month	Adjusted Scheduled Activity (UDA)	
	2018	2019
April	253	146
May	632	604
June	820	901
July	1,334	1,358
August	1,660	1,756
September	2,039	2,132
October	2,535	
November	2,970	
December	3,414	
January	3,753	
February	4,373	
March	4,850	
April	5,021	
May	5,021	
June	5,021	

### QUALITY

	Quantity	Base Number	Contract	AT	Region	England
% of FP17s for the same patient ID Re-attending within 3 months - Children	23	532	4.3%	9.4%	11.4%	11.6%
% of FP17s for the same patient ID Re-attending within 3 months - Adults	50	974	5.1%	13.8%	15.0%	15.5%
% of FP17s for the same patient ID Re-attending between 3 & 9 months - Children	341	532	64.1%	61.4%	59.9%	58.8%
% of FP17s for the same patient ID Re-attending between 3 & 9 months - Adults	445	974	45.7%	52.7%	52.0%	51.1%
% of FP17s for Band 1 Urgent Courses	32	808	4.0%	7.6%	8.0%	9.0%
% of FP17s Relating to Free Repair or Replacements	6	808	0.7%	0.8%	0.8%	0.8%
% of FP17s Relating to Continuations	5	808	0.6%	0.9%	0.9%	0.9%
% of Patients satisfied with the dentistry they have received	2	2	N/A	93.3%	93.5%	93.3%
% of Patients satisfied with the time they had to wait for an appointment	1	2	N/A	86.3%	89.1%	88.9%

\* This is based on patients treated on this contract for their most recent course of treatment. Figures in italics indicate the base number of FP17s or Patient Questionnaire responses are less than 100. N/A is shown where the base number of responses is less than 10 during the period. % is calculated as Quantity/Base number\*100

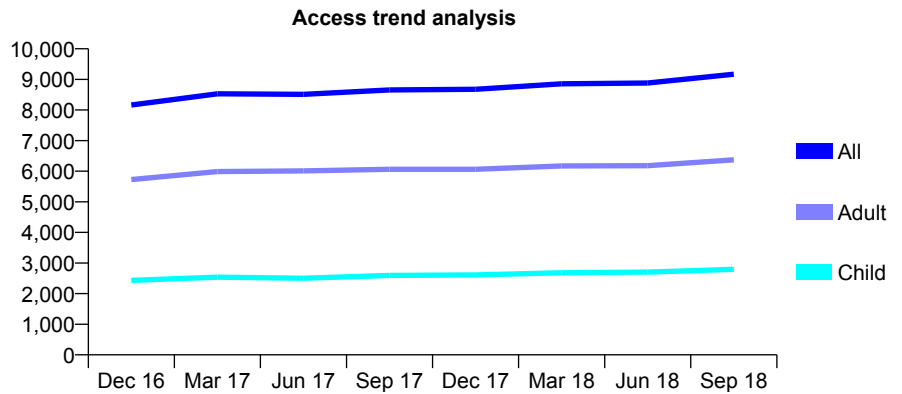
## Q59 - Vital Signs At a Glance Contract Report for 124346/0001 - September 2018

Name or company name	Saffron Lane Dental Ltd
Contract type name	GDS Contract
Purpose of contract	General
Contract start date	01/06/2013
Contract end date	

18/19 Contracted general activity (UDA)	26,153
Carry forward general activity (UDA)	-117
18/19 Contracted orthodontic activity (UOA)	0
Carry forward orthodontic activity (UOA)	0
Baseline contract value	£565,020.30

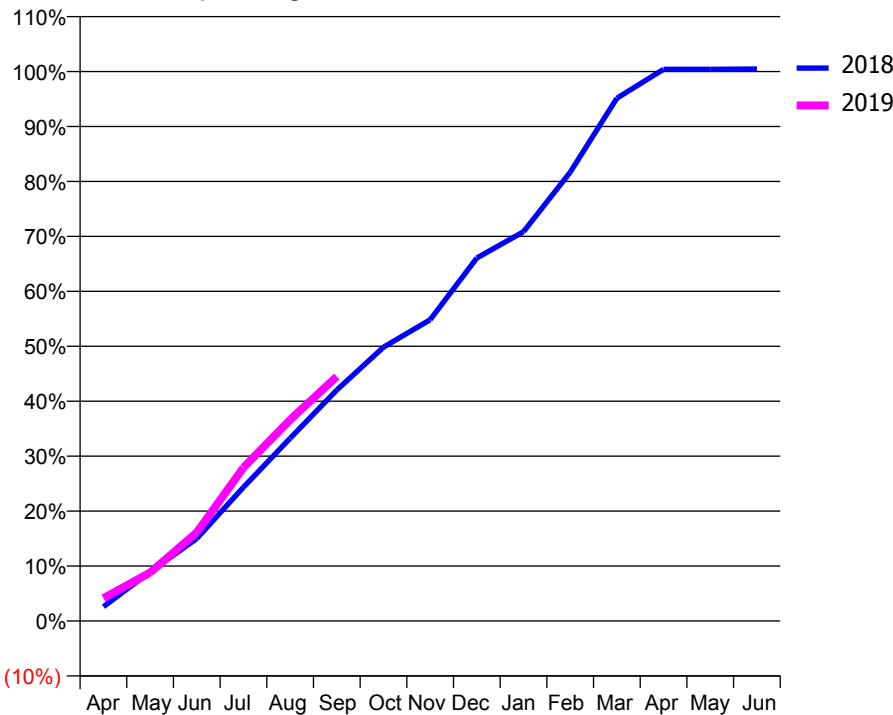
### ACCESS\*

Patients seen in 24 months	Total	Change since previous quarter
Quarter ending September 2017	8,656	
Quarter ending December 2017	8,676	→
Quarter ending March 2018	8,855	↑
Quarter ending June 2018	8,884	→
Quarter ending September 2018	9,168	↑
<b>Variance since September 2017</b>	<b>5.9%</b>	<b>↑</b>



### ACTIVITY

Cumulative percentage of contracted UDA delivered 2018 & 2019



Adjusted Scheduled Activity (UDA)		
Month	2018	2019
April	684	1,087
May	2,336	2,308
June	3,928	4,218
July	6,371	7,301
August	8,701	9,581
September	10,995	11,635
October	13,033	
November	14,338	
December	17,276	
January	18,532	
February	21,360	
March	24,879	
April	26,261	
May	26,259	
June	26,270	

### QUALITY

	Quantity	Base Number	Contract	AT	Region	England
% of FP17s for the same patient ID Re-attending within 3 months - Children	188	2,112	8.9%	9.4%	11.4%	11.6%
% of FP17s for the same patient ID Re-attending within 3 months - Adults	778	4,345	17.9%	13.8%	15.0%	15.5%
% of FP17s for the same patient ID Re-attending between 3 & 9 months - Children	1,200	2,112	56.8%	61.4%	59.9%	58.8%
% of FP17s for the same patient ID Re-attending between 3 & 9 months - Adults	2,139	4,345	49.2%	52.7%	52.0%	51.1%
% of FP17s for Band 1 Urgent Courses	710	5,464	13.0%	7.6%	8.0%	9.0%
% of FP17s Relating to Free Repair or Replacements	65	5,464	1.2%	0.8%	0.8%	0.8%
% of FP17s Relating to Continuations	59	5,464	1.1%	0.9%	0.9%	0.9%
% of Patients satisfied with the dentistry they have received	4	4	N/A	93.3%	93.5%	93.3%
% of Patients satisfied with the time they had to wait for an appointment	3	4	N/A	86.3%	89.1%	88.9%

\* This is based on patients treated on this contract for their most recent course of treatment. Figures in italics indicate the base number of FP17s or Patient Questionnaire responses are less than 100. N/A is shown where the base number of responses is less than 10 during the period. % is calculated as Quantity/Base number\*100

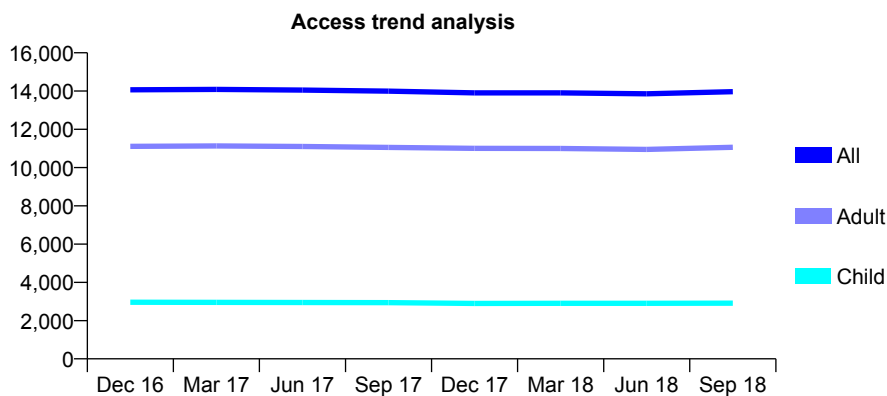
## Q59 - Vital Signs At a Glance Contract Report for 126071/0001 - September 2018

Name or company name	Wilson, Edwards & Sanghi
Contract type name	GDS Contract
Purpose of contract	General and Orthodontic
Contract start date	01/04/2006
Contract end date	

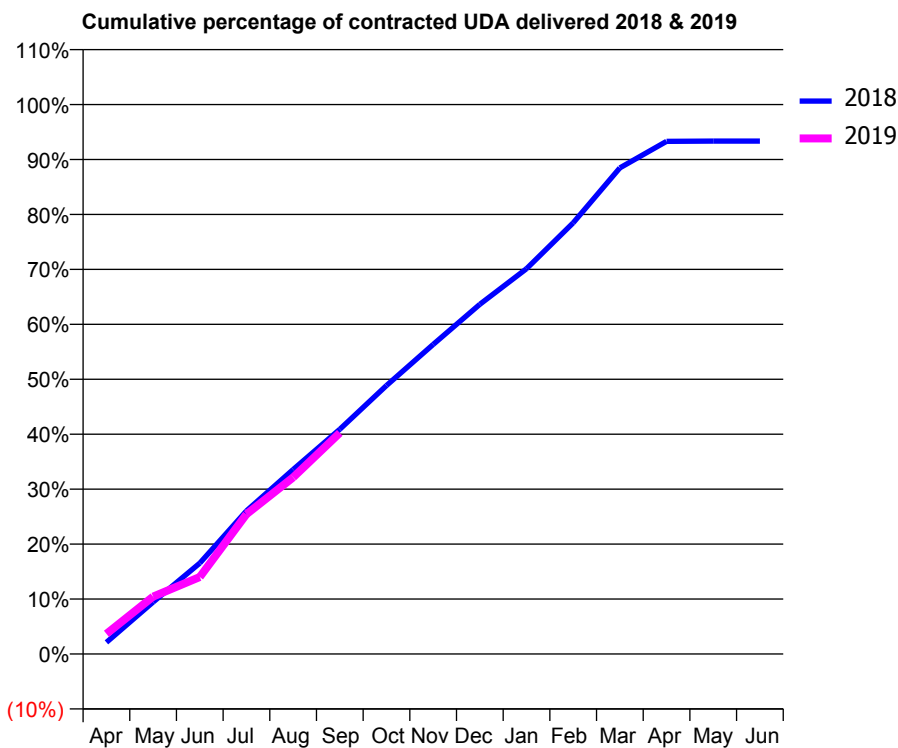
18/19 Contracted general activity (UDA)	37,524
Carry forward general activity (UDA)	0
18/19 Contracted orthodontic activity (UOA)	1,318
Carry forward orthodontic activity (UOA)	0
Baseline contract value	£976,083.48

### ACCESS\*

Patients seen in 24 months	Total	Change since previous quarter
Quarter ending September 2017	13,993	
Quarter ending December 2017	13,907	→
Quarter ending March 2018	13,903	→
Quarter ending June 2018	13,856	→
Quarter ending September 2018	13,971	→
<b>Variance since September 2017</b>	<b>(0.2%)</b>	→



### ACTIVITY



Month	Adjusted Scheduled Activity (UDA)	
	2018	2019
April	799	1,383
May	3,550	3,921
June	6,201	5,262
July	9,777	9,551
August	12,597	12,062
September	15,351	15,106
October	18,333	
November	21,138	
December	23,879	
January	26,310	
February	29,447	
March	33,200	
April	35,010	
May	35,026	
June	35,027	

### QUALITY

	Quantity	Base Number	Contract	AT	Region	England
% of FP17s for the same patient ID Re-attending within 3 months - Children	171	2,271	7.5%	9.4%	11.4%	11.6%
% of FP17s for the same patient ID Re-attending within 3 months - Adults	836	7,501	11.1%	13.8%	15.0%	15.5%
% of FP17s for the same patient ID Re-attending between 3 & 9 months - Children	1,355	2,271	59.7%	61.4%	59.9%	58.8%
% of FP17s for the same patient ID Re-attending between 3 & 9 months - Adults	3,884	7,501	51.8%	52.7%	52.0%	51.1%
% of FP17s for Band 1 Urgent Courses	563	8,723	6.5%	7.6%	8.0%	9.0%
% of FP17s Relating to Free Repair or Replacements	85	8,723	1.0%	0.8%	0.8%	0.8%
% of FP17s Relating to Continuations	47	8,723	0.5%	0.9%	0.9%	0.9%
% of Patients satisfied with the dentistry they have received	9	10	90.0%	93.3%	93.5%	93.3%
% of Patients satisfied with the time they had to wait for an appointment	9	10	90.0%	86.3%	89.1%	88.9%

\* This is based on patients treated on this contract for their most recent course of treatment. Figures in italics indicate the base number of FP17s or Patient Questionnaire responses are less than 100. N/A is shown where the base number of responses is less than 10 during the period. % is calculated as Quantity/Base number\*100

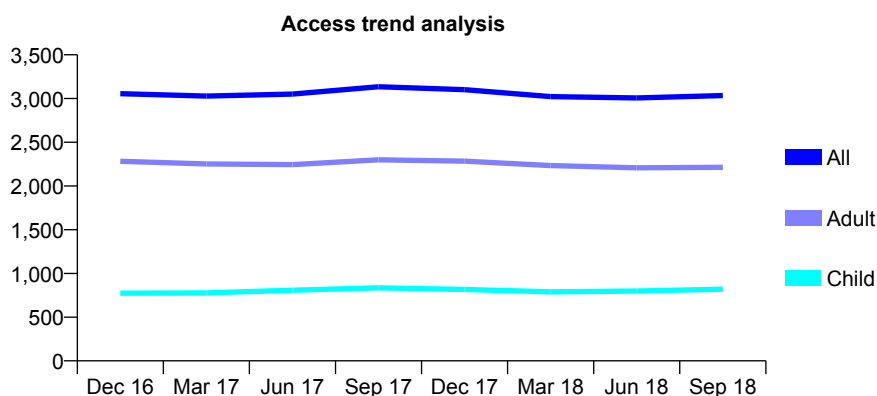
## Q59 - Vital Signs At a Glance Contract Report for 126810/0001 - September 2018

Name or company name	Mr B Moroney & Ms N Whitley
Contract type name	GDS Contract
Purpose of contract	General
Contract start date	01/07/2010
Contract end date	

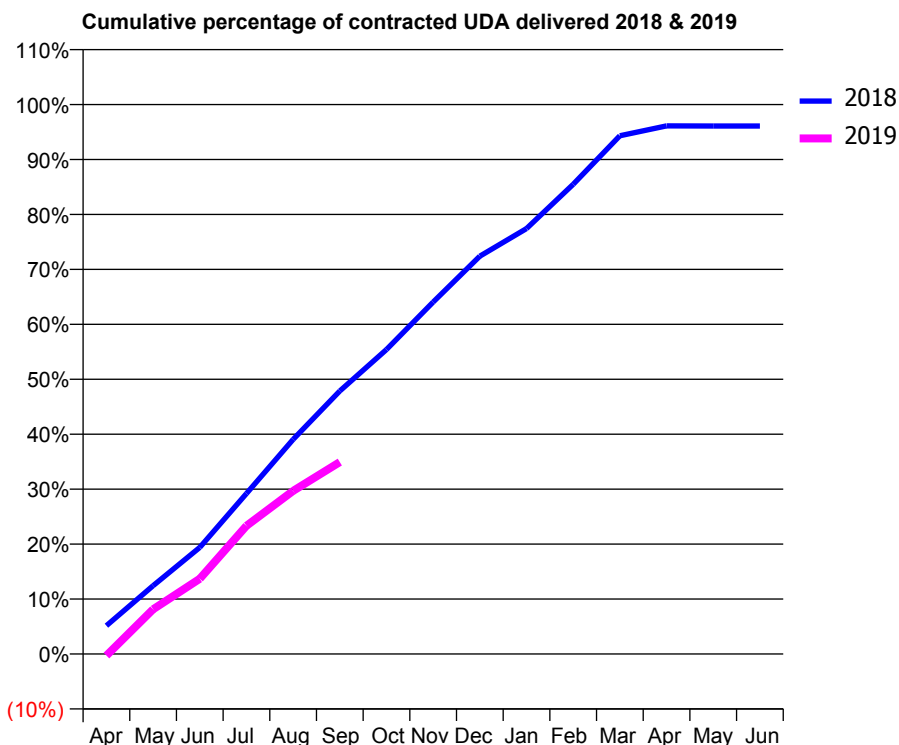
18/19 Contracted general activity (UDA)	8,976
Carry forward general activity (UDA)	351
18/19 Contracted orthodontic activity (UOA)	0
Carry forward orthodontic activity (UOA)	0
Baseline contract value	£282,428.28

### ACCESS\*

Patients seen in 24 months	Total	Change since previous quarter
Quarter ending September 2017	3,134	
Quarter ending December 2017	3,101	↓
Quarter ending March 2018	3,022	↓
Quarter ending June 2018	3,007	→
Quarter ending September 2018	3,034	→
<b>Variance since September 2017</b>	<b>(3.2%)</b>	<b>↓</b>



### ACTIVITY



Month	Adjusted Scheduled Activity (UDA)	
	2018	2019
April	462	-26
May	1,116	731
June	1,741	1,229
July	2,621	2,095
August	3,506	2,664
September	4,296	3,135
October	4,974	
November	5,749	
December	6,499	
January	6,950	
February	7,673	
March	8,467	
April	8,626	
May	8,625	
June	8,625	

### QUALITY

	Quantity	Base Number	Contract	AT	Region	England
% of FP17s for the same patient ID Re-attending within 3 months - Children	29	549	5.3%	9.4%	11.4%	11.6%
% of FP17s for the same patient ID Re-attending within 3 months - Adults	155	1,206	12.9%	13.8%	15.0%	15.5%
% of FP17s for the same patient ID Re-attending between 3 & 9 months - Children	303	549	55.2%	61.4%	59.9%	58.8%
% of FP17s for the same patient ID Re-attending between 3 & 9 months - Adults	540	1,206	44.8%	52.7%	52.0%	51.1%
% of FP17s for Band 1 Urgent Courses	146	1,684	8.7%	7.6%	8.0%	9.0%
% of FP17s Relating to Free Repair or Replacements	2	1,684	0.1%	0.8%	0.8%	0.8%
% of FP17s Relating to Continuations	22	1,684	1.3%	0.9%	0.9%	0.9%
% of Patients satisfied with the dentistry they have received	1	1	N/A	93.3%	93.5%	93.3%
% of Patients satisfied with the time they had to wait for an appointment	1	1	N/A	86.3%	89.1%	88.9%

\* This is based on patients treated on this contract for their most recent course of treatment. Figures in italics indicate the base number of FP17s or Patient Questionnaire responses are less than 100. N/A is shown where the base number of responses is less than 10 during the period. % is calculated as Quantity/Base number\*100

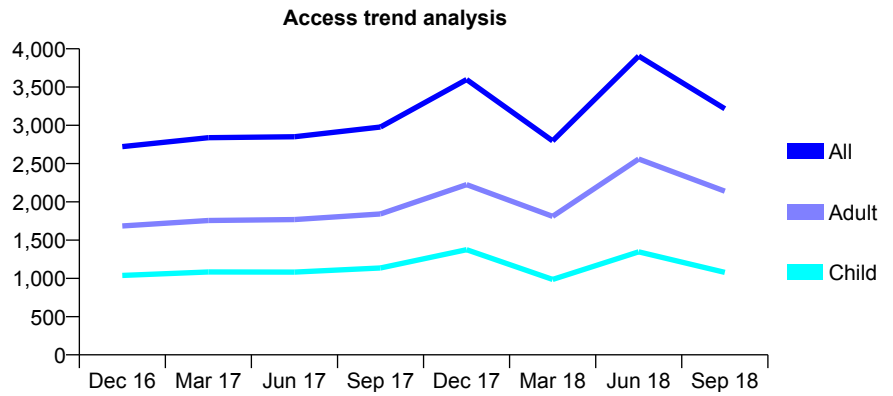
## Q59 - Vital Signs At a Glance Contract Report for 127078/0001 - September 2018

Name or company name	The Whitehouse Surgery Ltd
Contract type name	GDS Contract
Purpose of contract	General
Contract start date	02/02/2009
Contract end date	

18/19 Contracted general activity (UDA)	7,884
Carry forward general activity (UDA)	124
18/19 Contracted orthodontic activity (UOA)	0
Carry forward orthodontic activity (UOA)	0
Baseline contract value	£195,729.94

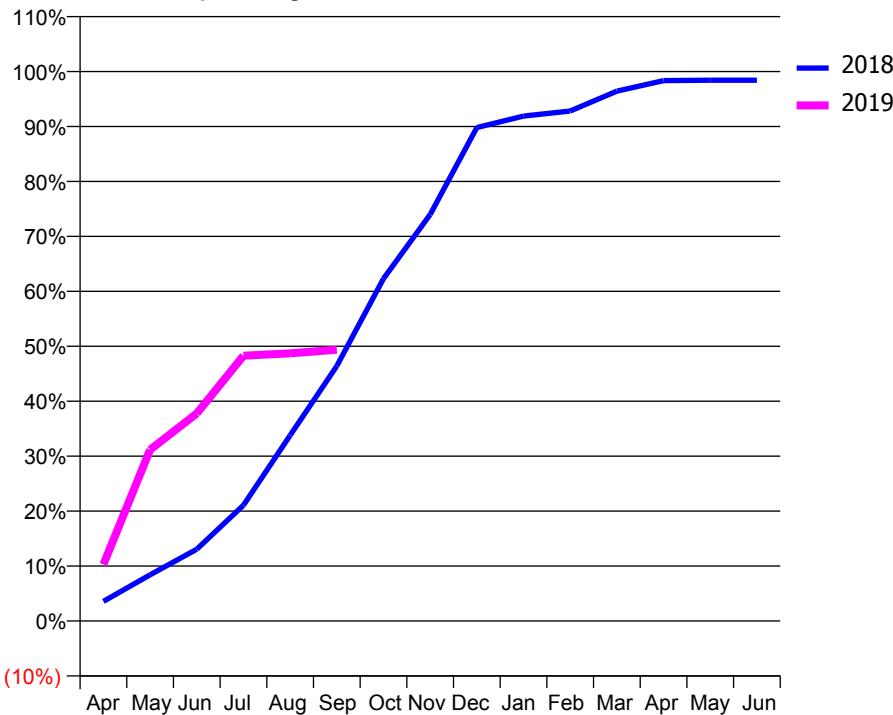
### ACCESS\*

Patients seen in 24 months	Total	Change since previous quarter
Quarter ending September 2017	2,977	
Quarter ending December 2017	3,599	↑
Quarter ending March 2018	2,796	↓
Quarter ending June 2018	3,905	↑
Quarter ending September 2018	3,217	↓
<b>Variance since September 2017</b>	<b>8.1%</b>	<b>↑</b>



### ACTIVITY

Cumulative percentage of contracted UDA delivered 2018 & 2019



Month	Adjusted Scheduled Activity (UDA)	
	2018	2019
April	282	813
May	663	2,458
June	1,030	2,977
July	1,661	3,806
August	2,664	3,842
September	3,660	3,893
October	4,913	
November	5,832	
December	7,080	
January	7,245	
February	7,317	
March	7,601	
April	7,754	
May	7,759	
June	7,760	

### QUALITY

	Quantity	Base Number	Contract	AT	Region	England
% of FP17s for the same patient ID Re-attending within 3 months - Children	10	784	1.3%	9.4%	11.4%	11.6%
% of FP17s for the same patient ID Re-attending within 3 months - Adults	82	1,538	5.3%	13.8%	15.0%	15.5%
% of FP17s for the same patient ID Re-attending between 3 & 9 months - Children	228	784	29.1%	61.4%	59.9%	58.8%
% of FP17s for the same patient ID Re-attending between 3 & 9 months - Adults	334	1,538	21.7%	52.7%	52.0%	51.1%
% of FP17s for Band 1 Urgent Courses	102	1,977	5.2%	7.6%	8.0%	9.0%
% of FP17s Relating to Free Repair or Replacements	4	1,977	0.2%	0.8%	0.8%	0.8%
% of FP17s Relating to Continuations	4	1,977	0.2%	0.9%	0.9%	0.9%
% of Patients satisfied with the dentistry they have received	1	1	N/A	93.3%	93.5%	93.3%
% of Patients satisfied with the time they had to wait for an appointment	1	1	N/A	86.3%	89.1%	88.9%

\* This is based on patients treated on this contract for their most recent course of treatment. Figures in italics indicate the base number of FP17s or Patient Questionnaire responses are less than 100. N/A is shown where the base number of responses is less than 10 during the period. % is calculated as Quantity/Base number\*100

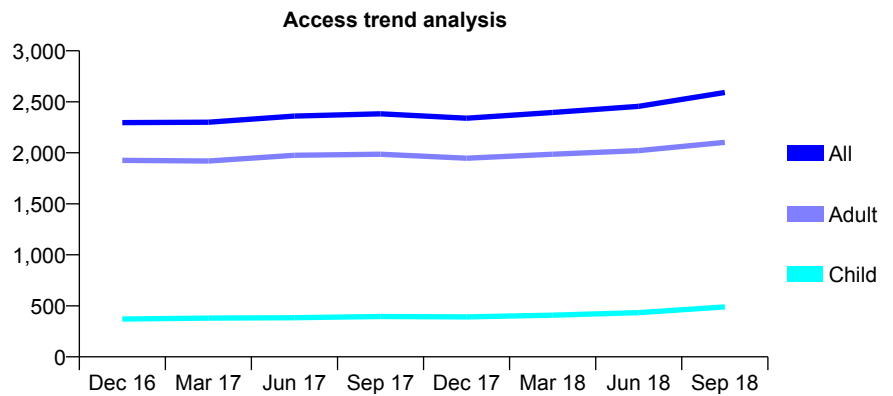
## Q59 - Vital Signs At a Glance Contract Report for 129194/0001 - September 2018

Name or company name	Mr N Anand
Contract type name	GDS Contract
Purpose of contract	General
Contract start date	01/08/2013
Contract end date	

18/19 Contracted general activity (UDA)	6,759
Carry forward general activity (UDA)	-42
18/19 Contracted orthodontic activity (UOA)	0
Carry forward orthodontic activity (UOA)	0
Baseline contract value	£177,578.82

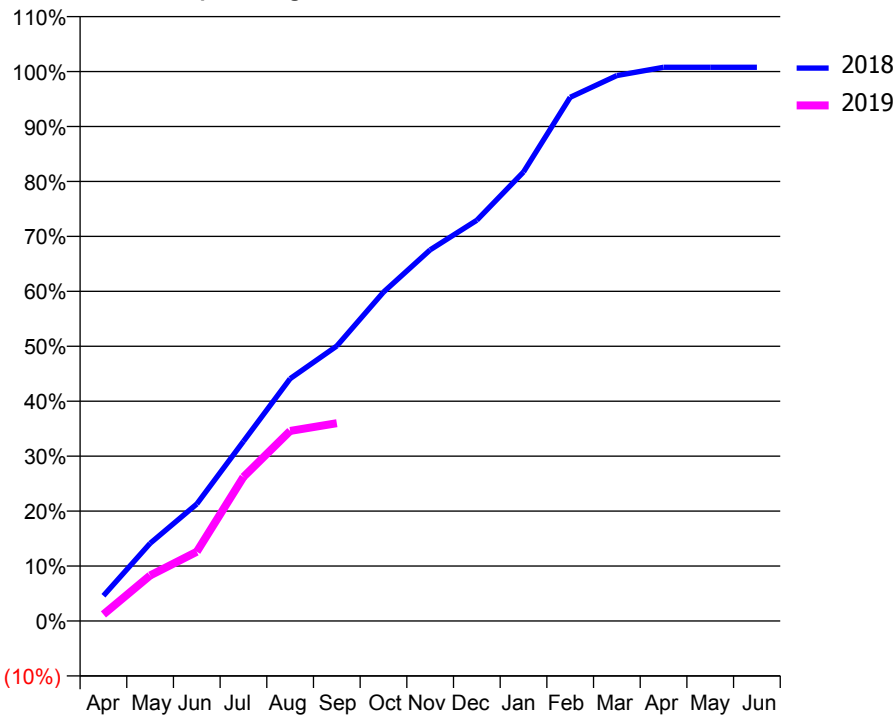
### ACCESS\*

Patients seen in 24 months	Total	Change since previous quarter
Quarter ending September 2017	2,382	
Quarter ending December 2017	2,339	↓
Quarter ending March 2018	2,395	↑
Quarter ending June 2018	2,455	↑
Quarter ending September 2018	2,591	↑
<b>Variance since September 2017</b>	<b>8.8%</b>	<b>↑</b>



### ACTIVITY

Cumulative percentage of contracted UDA delivered 2018 & 2019



Month	Adjusted Scheduled Activity (UDA)	
	2018	2019
April	251	82
May	771	560
June	1,163	853
July	1,785	1,772
August	2,408	2,338
September	2,732	2,433
October	3,267	
November	3,688	
December	3,982	
January	4,461	
February	5,203	
March	5,419	
April	5,501	
May	5,501	
June	5,501	

### QUALITY

	Quantity	Base Number	Contract	AT	Region	England
% of FP17s for the same patient ID Re-attending within 3 months - Children	14	342	4.1%	9.4%	11.4%	11.6%
% of FP17s for the same patient ID Re-attending within 3 months - Adults	66	1,057	6.2%	13.8%	15.0%	15.5%
% of FP17s for the same patient ID Re-attending between 3 & 9 months - Children	182	342	53.2%	61.4%	59.9%	58.8%
% of FP17s for the same patient ID Re-attending between 3 & 9 months - Adults	495	1,057	46.8%	52.7%	52.0%	51.1%
% of FP17s for Band 1 Urgent Courses	34	1,364	2.5%	7.6%	8.0%	9.0%
% of FP17s Relating to Free Repair or Replacements	19	1,364	1.4%	0.8%	0.8%	0.8%
% of FP17s Relating to Continuations	14	1,364	1.0%	0.9%	0.9%	0.9%
% of Patients satisfied with the dentistry they have received	4	4	N/A	93.3%	93.5%	93.3%
% of Patients satisfied with the time they had to wait for an appointment	4	4	N/A	86.3%	89.1%	88.9%

\* This is based on patients treated on this contract for their most recent course of treatment. Figures in italics indicate the base number of FP17s or Patient Questionnaire responses are less than 100. N/A is shown where the base number of responses is less than 10 during the period. % is calculated as Quantity/Base number\*100

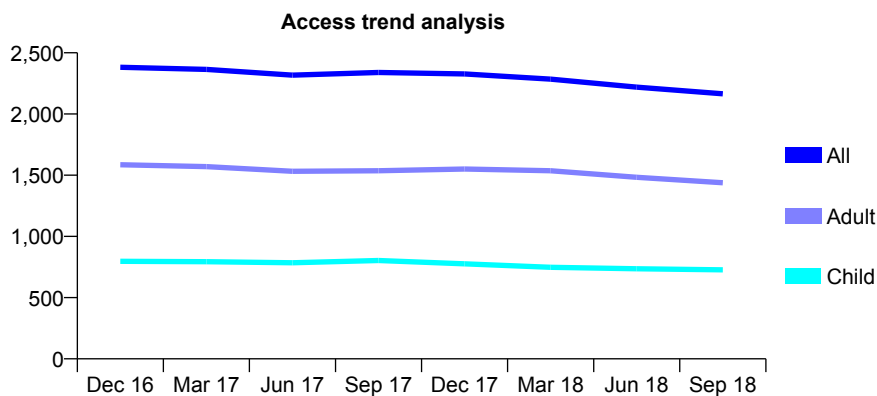
## Q59 - Vital Signs At a Glance Contract Report for 129976/0001 - September 2018

Name or company name	Gorse Covert Dental Practice Ltd
Contract type name	GDS Contract
Purpose of contract	General
Contract start date	01/04/2010
Contract end date	

18/19 Contracted general activity (UDA)	3,225
Carry forward general activity (UDA)	-65
18/19 Contracted orthodontic activity (UOA)	0
Carry forward orthodontic activity (UOA)	0
Baseline contract value	£83,734.55

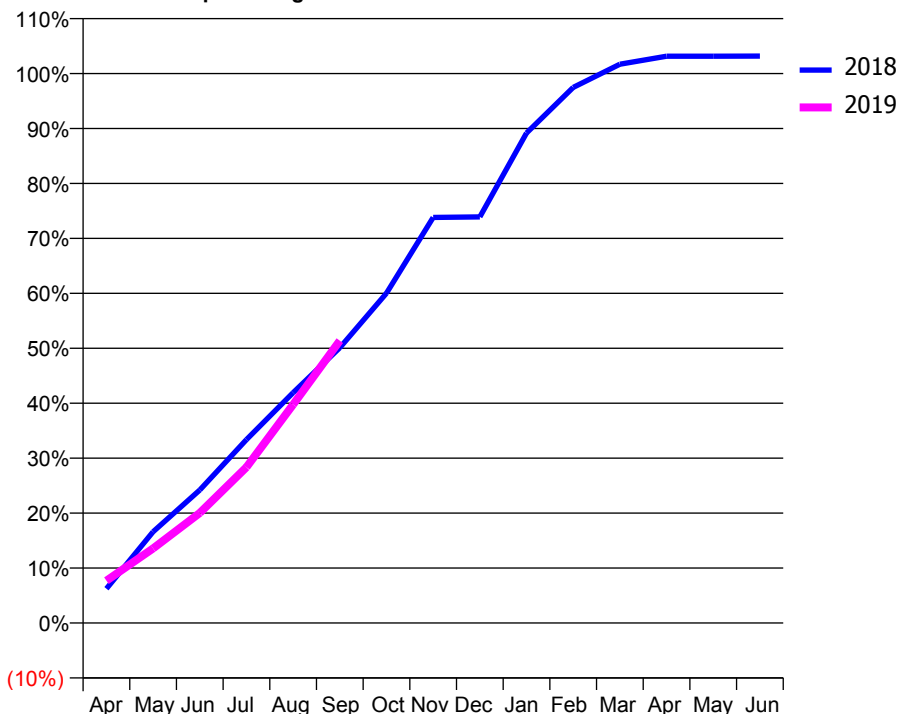
### ACCESS\*

Patients seen in 24 months	Total	Change since previous quarter
Quarter ending September 2017	2,339	
Quarter ending December 2017	2,327	→
Quarter ending March 2018	2,285	↓
Quarter ending June 2018	2,219	↓
Quarter ending September 2018	2,165	↓
<b>Variance since September 2017</b>	<b>(7.4%)</b>	<b>↓</b>



### ACTIVITY

Cumulative percentage of contracted UDA delivered 2018 & 2019



Adjusted Scheduled Activity (UDA)

Month	2018	2019
April	201	249
May	536	438
June	780	646
July	1,076	915
August	1,352	1,282
September	1,616	1,657
October	1,936	
November	2,380	
December	2,383	
January	2,875	
February	3,144	
March	3,280	
April	3,327	
May	3,327	
June	3,328	

### QUALITY

	Quantity	Base Number	Contract	AT	Region	England
% of FP17s for the same patient ID Re-attending within 3 months - Children	27	624	4.3%	9.4%	11.4%	11.6%
% of FP17s for the same patient ID Re-attending within 3 months - Adults	117	1,110	10.5%	13.8%	15.0%	15.5%
% of FP17s for the same patient ID Re-attending between 3 & 9 months - Children	452	624	72.4%	61.4%	59.9%	58.8%
% of FP17s for the same patient ID Re-attending between 3 & 9 months - Adults	683	1,110	61.5%	52.7%	52.0%	51.1%
% of FP17s for Band 1 Urgent Courses	42	1,008	4.2%	7.6%	8.0%	9.0%
% of FP17s Relating to Free Repair or Replacements	4	1,008	0.4%	0.8%	0.8%	0.8%
% of FP17s Relating to Continuations	2	1,008	0.2%	0.9%	0.9%	0.9%
% of Patients satisfied with the dentistry they have received	0	0	N/A	93.3%	93.5%	93.3%
% of Patients satisfied with the time they had to wait for an appointment	0	0	N/A	86.3%	89.1%	88.9%

\* This is based on patients treated on this contract for their most recent course of treatment. Figures in italics indicate the base number of FP17s or Patient Questionnaire responses are less than 100. N/A is shown where the base number of responses is less than 10 during the period. % is calculated as Quantity/Base number\*100

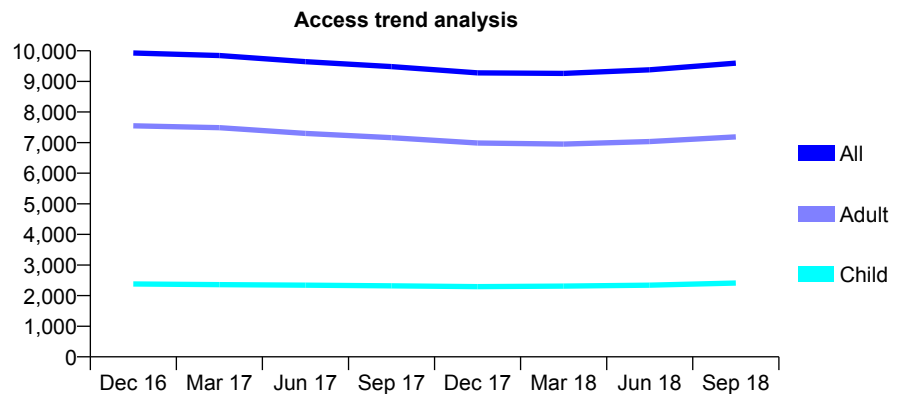
## Q59 - Vital Signs At a Glance Contract Report for 131911/0001 - September 2018

Name or company name	Carholme Dental Limited
Contract type name	GDS Contract
Purpose of contract	General
Contract start date	01/02/2014
Contract end date	

18/19 Contracted general activity (UDA)	29,731
Carry forward general activity (UDA)	0
18/19 Contracted orthodontic activity (UOA)	0
Carry forward orthodontic activity (UOA)	0
Baseline contract value	£662,830.67

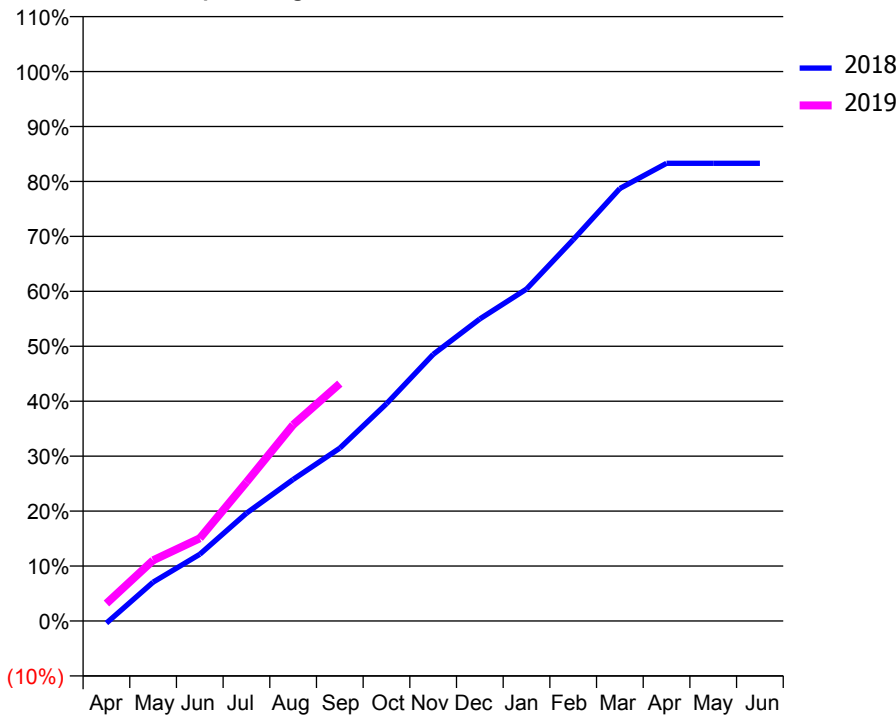
### ACCESS\*

Patients seen in 24 months	Total	Change since previous quarter
Quarter ending September 2017	9,482	
Quarter ending December 2017	9,279	↓
Quarter ending March 2018	9,262	→
Quarter ending June 2018	9,381	→
Quarter ending September 2018	9,599	↑
<b>Variance since September 2017</b>	<b>1.2%</b>	<b>→</b>



### ACTIVITY

Cumulative percentage of contracted UDA delivered 2018 & 2019



Month	Adjusted Scheduled Activity (UDA)	
	2018	2019
April	-118	948
May	2,103	3,287
June	3,612	4,474
July	5,831	7,514
August	7,658	10,613
September	9,357	12,843
October	11,759	
November	14,426	
December	16,348	
January	17,963	
February	20,629	
March	23,404	
April	24,762	
May	24,768	
June	24,768	

### QUALITY

	Quantity	Base Number	Contract	AT	Region	England
% of FP17s for the same patient ID Re-attending within 3 months - Children	122	1,825	6.7%	9.4%	11.4%	11.6%
% of FP17s for the same patient ID Re-attending within 3 months - Adults	646	5,004	12.9%	13.8%	15.0%	15.5%
% of FP17s for the same patient ID Re-attending between 3 & 9 months - Children	1,014	1,825	55.6%	61.4%	59.9%	58.8%
% of FP17s for the same patient ID Re-attending between 3 & 9 months - Adults	2,608	5,004	52.1%	52.7%	52.0%	51.1%
% of FP17s for Band 1 Urgent Courses	391	6,274	6.2%	7.6%	8.0%	9.0%
% of FP17s Relating to Free Repair or Replacements	52	6,274	0.8%	0.8%	0.8%	0.8%
% of FP17s Relating to Continuations	31	6,274	0.5%	0.9%	0.9%	0.9%
% of Patients satisfied with the dentistry they have received	11	11	100.0%	93.3%	93.5%	93.3%
% of Patients satisfied with the time they had to wait for an appointment	10	11	90.9%	86.3%	89.1%	88.9%

\* This is based on patients treated on this contract for their most recent course of treatment. Figures in italics indicate the base number of FP17s or Patient Questionnaire responses are less than 100. N/A is shown where the base number of responses is less than 10 during the period. % is calculated as Quantity/Base number\*100



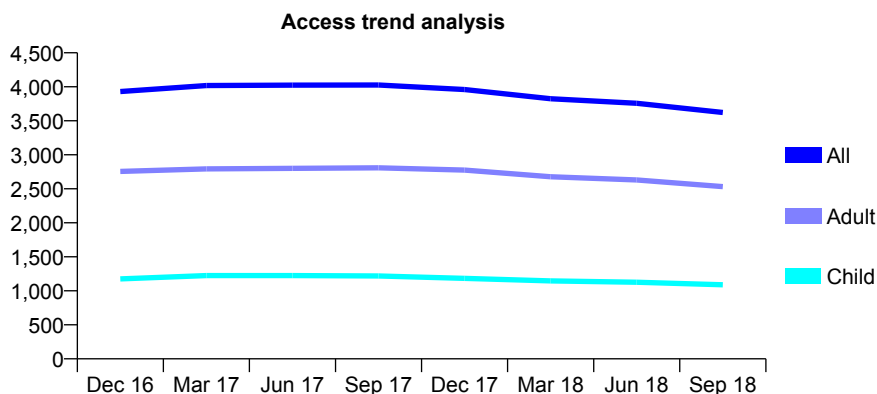
## Q59 - Vital Signs At a Glance Contract Report for 134120/0001 - September 2018

Name or company name	Doncaster Road Dental Practice Ltd
Contract type name	GDS Contract
Purpose of contract	General
Contract start date	04/09/2009
Contract end date	

18/19 Contracted general activity (UDA)	13,458
Carry forward general activity (UDA)	3
18/19 Contracted orthodontic activity (UOA)	0
Carry forward orthodontic activity (UOA)	0
Baseline contract value	£305,943.70

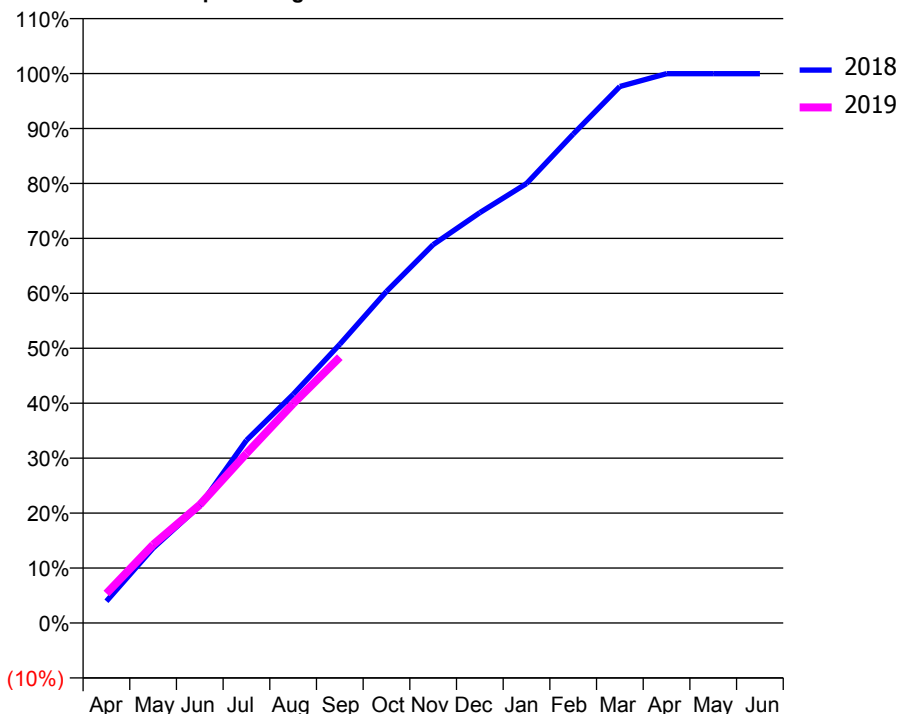
### ACCESS\*

Patients seen in 24 months	Total	Change since previous quarter
Quarter ending September 2017	4,027	
Quarter ending December 2017	3,959	↓
Quarter ending March 2018	3,824	↓
Quarter ending June 2018	3,757	↓
Quarter ending September 2018	3,622	↓
<b>Variance since September 2017</b>	<b>(10.1%)</b>	<b>↓</b>



### ACTIVITY

Cumulative percentage of contracted UDA delivered 2018 & 2019



Adjusted Scheduled Activity (UDA)

Month	2018	2019
April	535	722
May	1,833	1,918
June	2,872	2,894
July	4,476	4,152
August	5,599	5,371
September	6,827	6,509
October	8,120	
November	9,266	
December	10,052	
January	10,762	
February	11,975	
March	13,139	
April	13,455	
May	13,455	
June	13,455	

### QUALITY

	Quantity	Base Number	Contract	AT	Region	England
% of FP17s for the same patient ID Re-attending within 3 months - Children	68	892	7.6%	9.4%	11.4%	11.6%
% of FP17s for the same patient ID Re-attending within 3 months - Adults	298	1,851	16.1%	13.8%	15.0%	15.5%
% of FP17s for the same patient ID Re-attending between 3 & 9 months - Children	620	892	69.5%	61.4%	59.9%	58.8%
% of FP17s for the same patient ID Re-attending between 3 & 9 months - Adults	1,099	1,851	59.4%	52.7%	52.0%	51.1%
% of FP17s for Band 1 Urgent Courses	240	2,629	9.1%	7.6%	8.0%	9.0%
% of FP17s Relating to Free Repair or Replacements	1	2,629	0.0%	0.8%	0.8%	0.8%
% of FP17s Relating to Continuations	3	2,629	0.1%	0.9%	0.9%	0.9%
% of Patients satisfied with the dentistry they have received	7	7	N/A	93.3%	93.5%	93.3%
% of Patients satisfied with the time they had to wait for an appointment	6	7	N/A	86.3%	89.1%	88.9%

\* This is based on patients treated on this contract for their most recent course of treatment. Figures in italics indicate the base number of FP17s or Patient Questionnaire responses are less than 100. N/A is shown where the base number of responses is less than 10 during the period. % is calculated as Quantity/Base number\*100

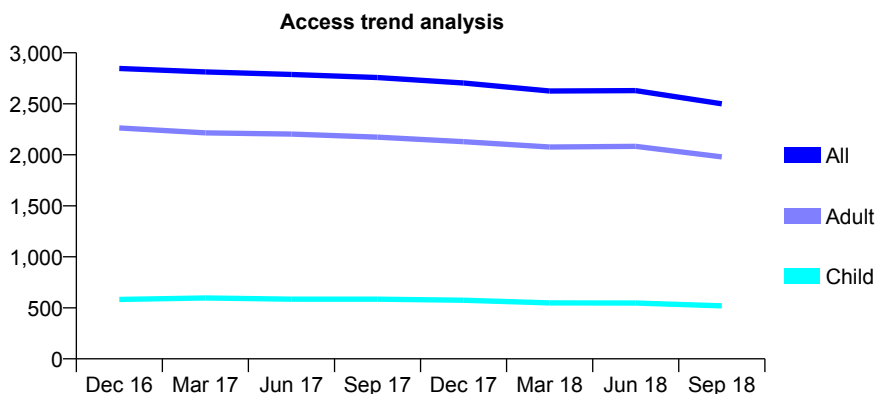
## Q59 - Vital Signs At a Glance Contract Report for 136131/0001 - September 2018

Name or company name	Uppingham & Upperton Dental Practice Ltd
Contract type name	GDS Contract
Purpose of contract	General
Contract start date	07/09/2009
Contract end date	

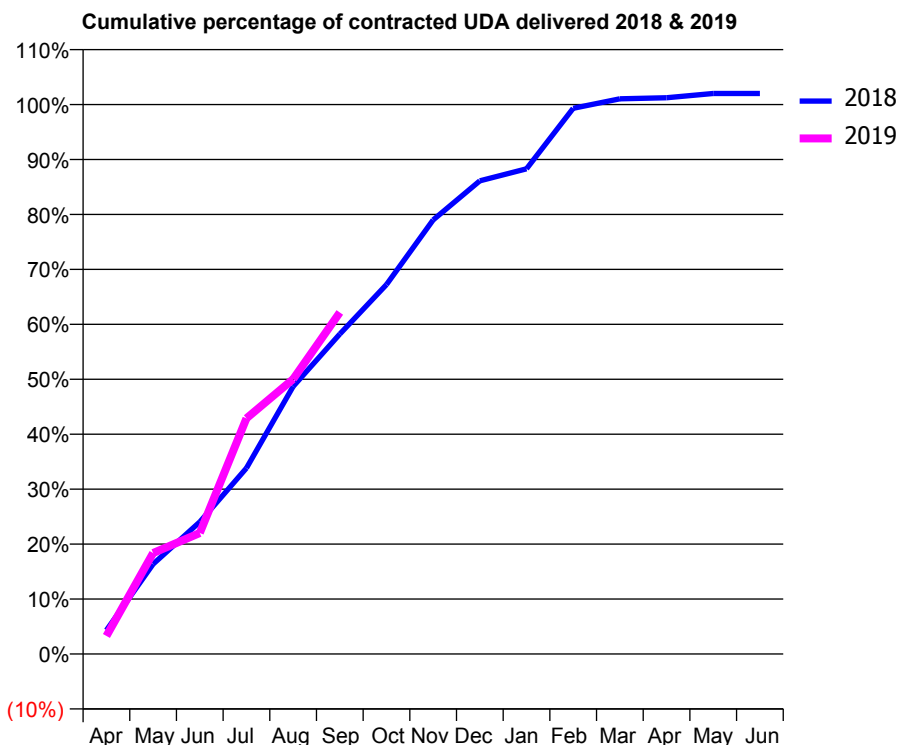
18/19 Contracted general activity (UDA)	6,638
Carry forward general activity (UDA)	-132
18/19 Contracted orthodontic activity (UOA)	0
Carry forward orthodontic activity (UOA)	0
Baseline contract value	£172,614.93

### ACCESS\*

Patients seen in 24 months	Total	Change since previous quarter
Quarter ending September 2017	2,758	
Quarter ending December 2017	2,704	↓
Quarter ending March 2018	2,625	↓
Quarter ending June 2018	2,630	→
Quarter ending September 2018	2,500	↓
<b>Variance since September 2017</b>	<b>(9.4%)</b>	<b>↓</b>



### ACTIVITY



Month	Adjusted Scheduled Activity (UDA)	
	2018	2019
April	287	218
May	1,086	1,220
June	1,595	1,463
July	2,247	2,846
August	3,232	3,321
September	3,866	4,126
October	4,462	
November	5,245	
December	5,716	
January	5,860	
February	6,592	
March	6,707	
April	6,720	
May	6,770	
June	6,770	

### QUALITY

	Quantity	Base Number	Contract	AT	Region	England
% of FP17s for the same patient ID Re-attending within 3 months - Children	30	505	5.9%	9.4%	11.4%	11.6%
% of FP17s for the same patient ID Re-attending within 3 months - Adults	203	1,780	11.4%	13.8%	15.0%	15.5%
% of FP17s for the same patient ID Re-attending between 3 & 9 months - Children	299	505	59.2%	61.4%	59.9%	58.8%
% of FP17s for the same patient ID Re-attending between 3 & 9 months - Adults	635	1,780	35.7%	52.7%	52.0%	51.1%
% of FP17s for Band 1 Urgent Courses	144	2,263	6.4%	7.6%	8.0%	9.0%
% of FP17s Relating to Free Repair or Replacements	13	2,263	0.6%	0.8%	0.8%	0.8%
% of FP17s Relating to Continuations	8	2,263	0.4%	0.9%	0.9%	0.9%
% of Patients satisfied with the dentistry they have received	2	3	N/A	93.3%	93.5%	93.3%
% of Patients satisfied with the time they had to wait for an appointment	3	3	N/A	86.3%	89.1%	88.9%

\* This is based on patients treated on this contract for their most recent course of treatment. Figures in italics indicate the base number of FP17s or Patient Questionnaire responses are less than 100. N/A is shown where the base number of responses is less than 10 during the period. % is calculated as Quantity/Base number\*100

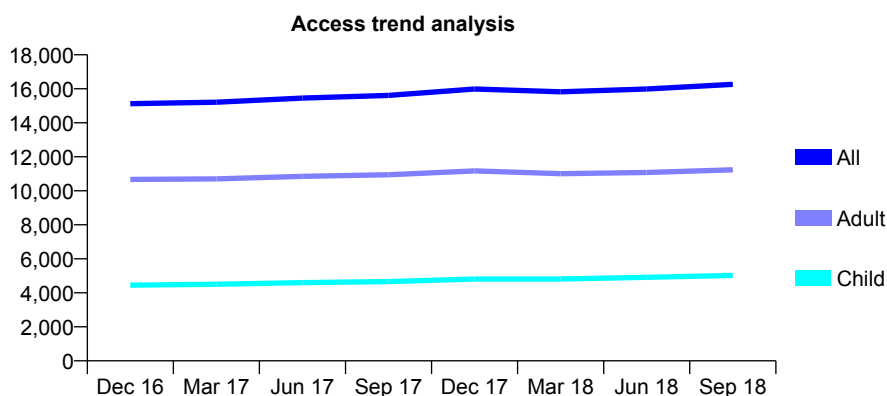
## Q59 - Vital Signs At a Glance Contract Report for 137766/0001 - September 2018

Name or company name	Mr B Patel & Mr R Jansari
Contract type name	GDS Contract
Purpose of contract	General and Orthodontic
Contract start date	01/04/2010
Contract end date	

18/19 Contracted general activity (UDA)	41,661
Carry forward general activity (UDA)	-26
18/19 Contracted orthodontic activity (UOA)	889
Carry forward orthodontic activity (UOA)	7
Baseline contract value	£1,297,594.50

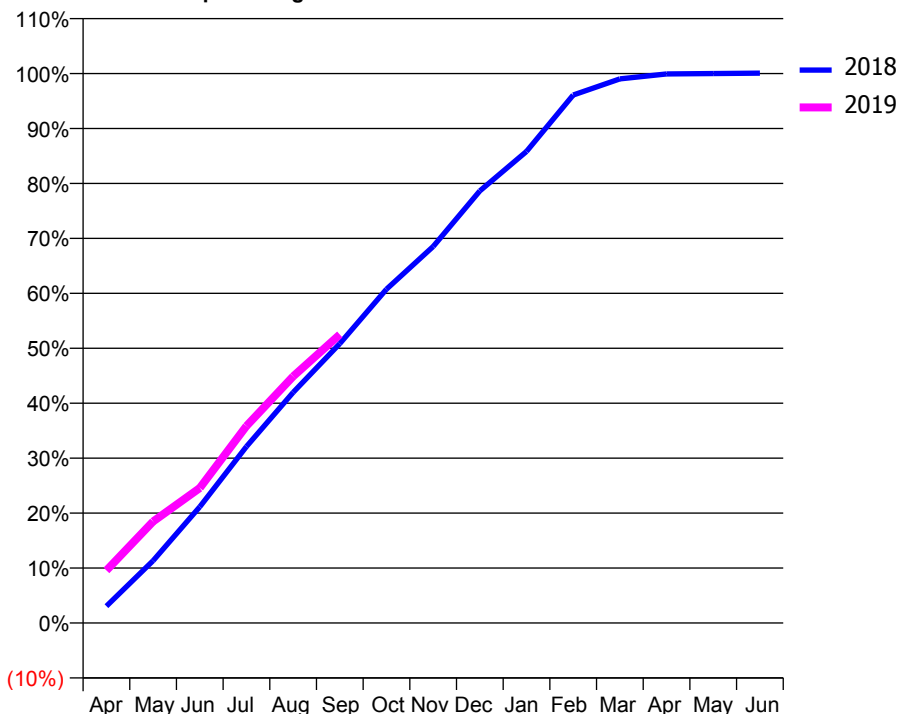
### ACCESS\*

Patients seen in 24 months	Total	Change since previous quarter
Quarter ending September 2017	15,609	
Quarter ending December 2017	15,986	↑
Quarter ending March 2018	15,820	↓
Quarter ending June 2018	15,987	→
Quarter ending September 2018	16,259	→
<b>Variance since September 2017</b>	<b>4.2%</b>	<b>↑</b>



### ACTIVITY

Cumulative percentage of contracted UDA delivered 2018 & 2019



Month	Adjusted Scheduled Activity (UDA)	
	2018	2019
April	1,277	3,988
May	4,725	7,703
June	8,806	10,240
July	13,381	14,941
August	17,488	18,698
September	21,184	21,868
October	25,312	
November	28,540	
December	32,761	
January	35,755	
February	40,032	
March	41,248	
April	41,626	
May	41,657	
June	41,687	

### QUALITY

	Quantity	Base Number	Contract	AT	Region	England
% of FP17s for the same patient ID Re-attending within 3 months - Children	309	3,175	9.7%	9.4%	11.4%	11.6%
% of FP17s for the same patient ID Re-attending within 3 months - Adults	816	6,673	12.2%	13.8%	15.0%	15.5%
% of FP17s for the same patient ID Re-attending between 3 & 9 months - Children	1,313	3,175	41.4%	61.4%	59.9%	58.8%
% of FP17s for the same patient ID Re-attending between 3 & 9 months - Adults	2,830	6,673	42.4%	52.7%	52.0%	51.1%
% of FP17s for Band 1 Urgent Courses	630	9,473	6.7%	7.6%	8.0%	9.0%
% of FP17s Relating to Free Repair or Replacements	56	9,473	0.6%	0.8%	0.8%	0.8%
% of FP17s Relating to Continuations	87	9,473	0.9%	0.9%	0.9%	0.9%
% of Patients satisfied with the dentistry they have received	7	8	N/A	93.3%	93.5%	93.3%
% of Patients satisfied with the time they had to wait for an appointment	8	8	N/A	86.3%	89.1%	88.9%

\* This is based on patients treated on this contract for their most recent course of treatment. Figures in italics indicate the base number of FP17s or Patient Questionnaire responses are less than 100. N/A is shown where the base number of responses is less than 10 during the period. % is calculated as Quantity/Base number\*100

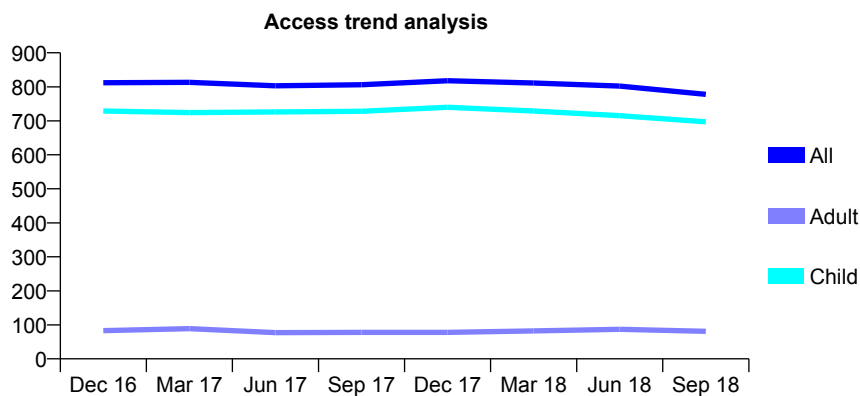
## Q59 - Vital Signs At a Glance Contract Report for 137898/0001 - September 2018

Name or company name	Mr Ingram and Mrs Ingram
Contract type name	GDS Contract
Purpose of contract	General
Contract start date	01/04/2014
Contract end date	

18/19 Contracted general activity (UDA)	2,200
Carry forward general activity (UDA)	0
18/19 Contracted orthodontic activity (UOA)	0
Carry forward orthodontic activity (UOA)	0
Baseline contract value	£52,834.38

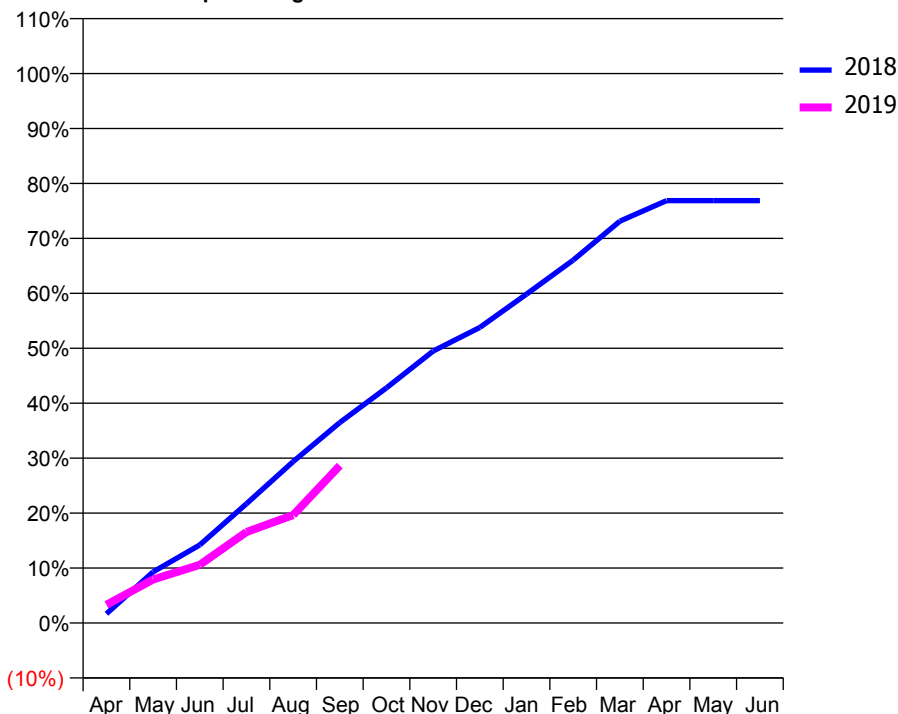
### ACCESS\*

Patients seen in 24 months	Total	Change since previous quarter
Quarter ending September 2017	806	
Quarter ending December 2017	818	→
Quarter ending March 2018	811	→
Quarter ending June 2018	802	↓
Quarter ending September 2018	778	↓
<b>Variance since September 2017</b>	<b>(3.5%)</b>	<b>↓</b>



### ACTIVITY

Cumulative percentage of contracted UDA delivered 2018 & 2019



Adjusted Scheduled Activity (UDA)		
Month	2018	2019
April	37	73
May	205	174
June	312	233
July	478	365
August	646	432
September	803	630
October	941	
November	1,089	
December	1,183	
January	1,317	
February	1,453	
March	1,609	
April	1,691	
May	1,691	
June	1,691	

### QUALITY

	Quantity	Base Number	Contract	AT	Region	England
% of FP17s for the same patient ID Re-attending within 3 months - Children	26	556	4.7%	9.4%	11.4%	11.6%
% of FP17s for the same patient ID Re-attending within 3 months - Adults	0	26	0.0%	13.8%	15.0%	15.5%
% of FP17s for the same patient ID Re-attending between 3 & 9 months - Children	432	556	77.7%	61.4%	59.9%	58.8%
% of FP17s for the same patient ID Re-attending between 3 & 9 months - Adults	23	26	88.5%	52.7%	52.0%	51.1%
% of FP17s for Band 1 Urgent Courses	12	522	2.3%	7.6%	8.0%	9.0%
% of FP17s Relating to Free Repair or Replacements	0	522	0.0%	0.8%	0.8%	0.8%
% of FP17s Relating to Continuations	0	522	0.0%	0.9%	0.9%	0.9%
% of Patients satisfied with the dentistry they have received	0	0	N/A	93.3%	93.5%	93.3%
% of Patients satisfied with the time they had to wait for an appointment	0	0	N/A	86.3%	89.1%	88.9%

\* This is based on patients treated on this contract for their most recent course of treatment. Figures in italics indicate the base number of FP17s or Patient Questionnaire responses are less than 100. N/A is shown where the base number of responses is less than 10 during the period. % is calculated as Quantity/Base number\*100

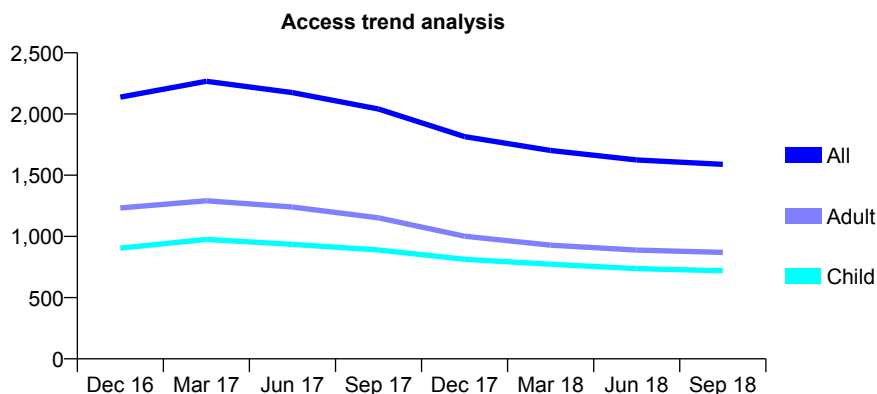
## Q59 - Vital Signs At a Glance Contract Report for 139351/0001 - September 2018

Name or company name	SMILEZONE Ltd
Contract type name	GDS Contract
Purpose of contract	General
Contract start date	01/04/2007
Contract end date	

18/19 Contracted general activity (UDA)	3,727
Carry forward general activity (UDA)	139
18/19 Contracted orthodontic activity (UOA)	0
Carry forward orthodontic activity (UOA)	0
Baseline contract value	£125,886.98

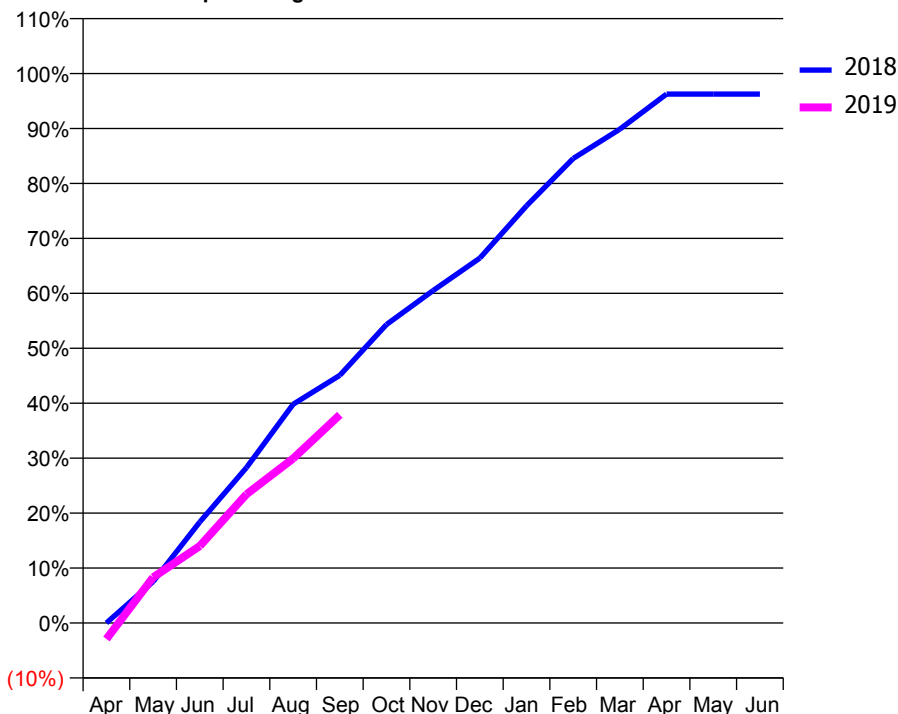
### ACCESS\*

Patients seen in 24 months	Total	Change since previous quarter
Quarter ending September 2017	2,041	
Quarter ending December 2017	1,815	↓
Quarter ending March 2018	1,702	↓
Quarter ending June 2018	1,625	↓
Quarter ending September 2018	1,589	↓
<b>Variance since September 2017</b>	<b>(22.1%)</b>	<b>↓</b>



### ACTIVITY

Cumulative percentage of contracted UDA delivered 2018 & 2019



Month	Adjusted Scheduled Activity (UDA)	
	2018	2019
April	0	-109
May	281	310
June	685	522
July	1,054	873
August	1,483	1,115
September	1,680	1,412
October	2,025	
November	2,255	
December	2,475	
January	2,829	
February	3,150	
March	3,350	
April	3,588	
May	3,588	
June	3,588	

### QUALITY

	Quantity	Base Number	Contract	AT	Region	England
% of FP17s for the same patient ID Re-attending within 3 months - Children	6	421	1.4%	9.4%	11.4%	11.6%
% of FP17s for the same patient ID Re-attending within 3 months - Adults	18	390	4.6%	13.8%	15.0%	15.5%
% of FP17s for the same patient ID Re-attending between 3 & 9 months - Children	180	421	42.8%	61.4%	59.9%	58.8%
% of FP17s for the same patient ID Re-attending between 3 & 9 months - Adults	180	390	46.2%	52.7%	52.0%	51.1%
% of FP17s for Band 1 Urgent Courses	1	708	0.1%	7.6%	8.0%	9.0%
% of FP17s Relating to Free Repair or Replacements	0	708	0.0%	0.8%	0.8%	0.8%
% of FP17s Relating to Continuations	3	708	0.4%	0.9%	0.9%	0.9%
% of Patients satisfied with the dentistry they have received	0	0	N/A	93.3%	93.5%	93.3%
% of Patients satisfied with the time they had to wait for an appointment	0	0	N/A	86.3%	89.1%	88.9%

\* This is based on patients treated on this contract for their most recent course of treatment. Figures in italics indicate the base number of FP17s or Patient Questionnaire responses are less than 100. N/A is shown where the base number of responses is less than 10 during the period. % is calculated as Quantity/Base number\*100

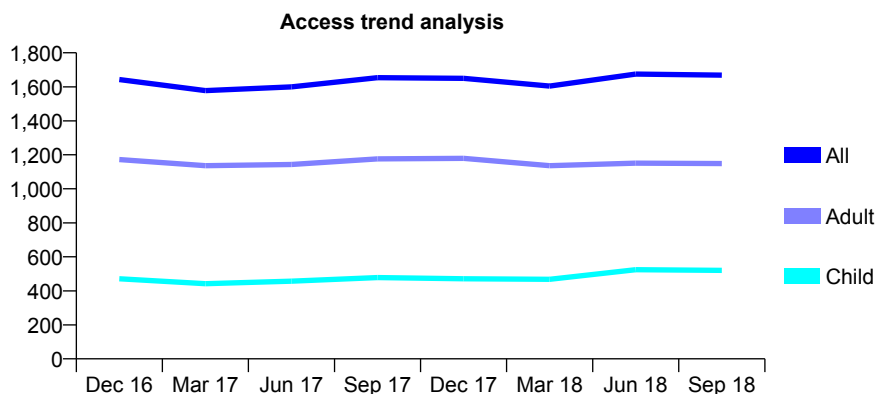
## Q59 - Vital Signs At a Glance Contract Report for 139874/0002 - September 2018

Name or company name	C M Desai Limited
Contract type name	GDS Contract
Purpose of contract	General
Contract start date	01/03/2008
Contract end date	

18/19 Contracted general activity (UDA)	5,026
Carry forward general activity (UDA)	-101
18/19 Contracted orthodontic activity (UOA)	0
Carry forward orthodontic activity (UOA)	0
Baseline contract value	£141,680.40

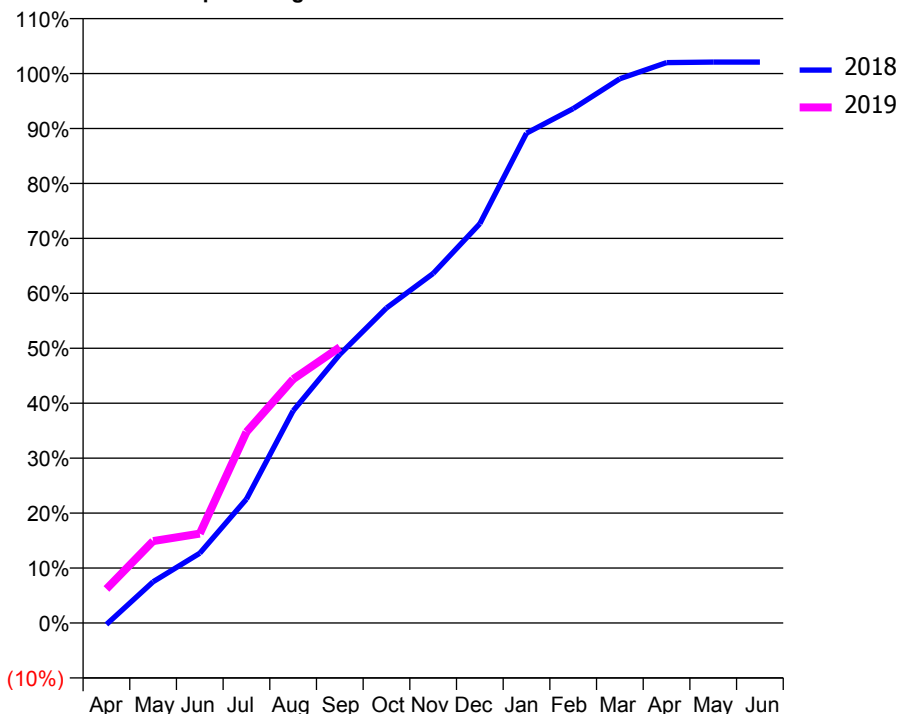
### ACCESS\*

Patients seen in 24 months	Total	Change since previous quarter
Quarter ending September 2017	1,654	
Quarter ending December 2017	1,650	→
Quarter ending March 2018	1,604	↓
Quarter ending June 2018	1,675	↑
Quarter ending September 2018	1,669	→
<b>Variance since September 2017</b>	<b>0.9%</b>	<b>→</b>



### ACTIVITY

Cumulative percentage of contracted UDA delivered 2018 & 2019



Month	Adjusted Scheduled Activity (UDA)	
	2018	2019
April	-14	311
May	378	749
June	638	817
July	1,134	1,747
August	1,942	2,231
September	2,457	2,523
October	2,882	
November	3,197	
December	3,652	
January	4,481	
February	4,705	
March	4,978	
April	5,125	
May	5,130	
June	5,130	

### QUALITY

	Quantity	Base Number	Contract	AT	Region	England
% of FP17s for the same patient ID Re-attending within 3 months - Children	24	382	6.3%	9.4%	11.4%	11.6%
% of FP17s for the same patient ID Re-attending within 3 months - Adults	98	748	13.1%	13.8%	15.0%	15.5%
% of FP17s for the same patient ID Re-attending between 3 & 9 months - Children	141	382	36.9%	61.4%	59.9%	58.8%
% of FP17s for the same patient ID Re-attending between 3 & 9 months - Adults	294	748	39.3%	52.7%	52.0%	51.1%
% of FP17s for Band 1 Urgent Courses	38	1,048	3.6%	7.6%	8.0%	9.0%
% of FP17s Relating to Free Repair or Replacements	10	1,048	1.0%	0.8%	0.8%	0.8%
% of FP17s Relating to Continuations	26	1,048	2.5%	0.9%	0.9%	0.9%
% of Patients satisfied with the dentistry they have received	0	0	N/A	93.3%	93.5%	93.3%
% of Patients satisfied with the time they had to wait for an appointment	0	0	N/A	86.3%	89.1%	88.9%

\* This is based on patients treated on this contract for their most recent course of treatment. Figures in italics indicate the base number of FP17s or Patient Questionnaire responses are less than 100. N/A is shown where the base number of responses is less than 10 during the period. % is calculated as Quantity/Base number\*100

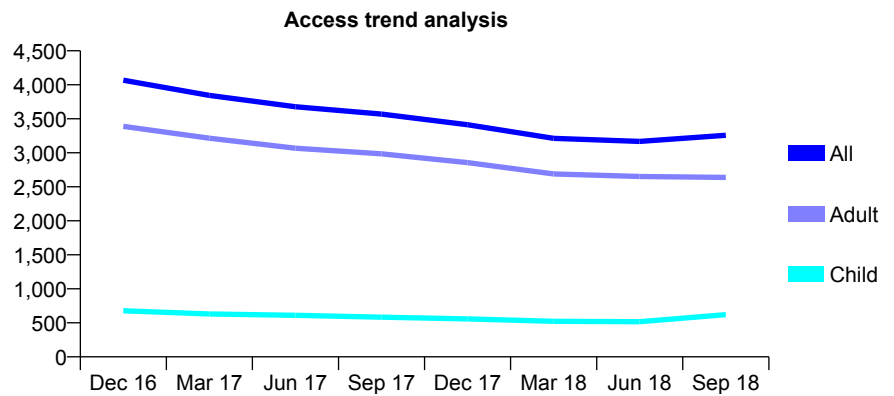
## Q59 - Vital Signs At a Glance Contract Report for 142875/0001 - September 2018

Name or company name	Dr S Mathew & Dr M Cherian
Contract type name	GDS Contract
Purpose of contract	General
Contract start date	01/01/2012
Contract end date	

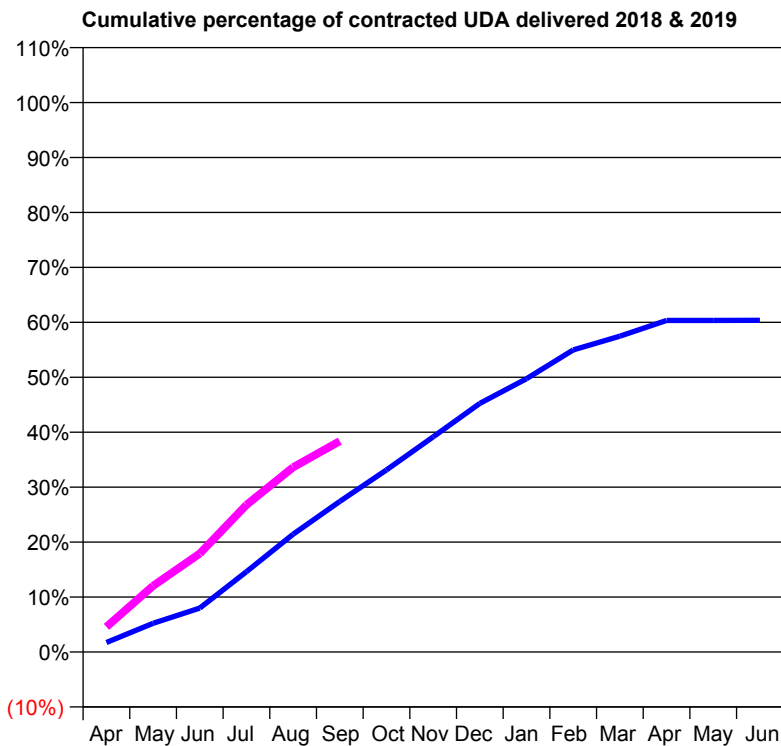
18/19 Contracted general activity (UDA)	11,224
Carry forward general activity (UDA)	0
18/19 Contracted orthodontic activity (UOA)	0
Carry forward orthodontic activity (UOA)	0
Baseline contract value	£283,463.06

### ACCESS\*

Patients seen in 24 months	Total	Change since previous quarter
Quarter ending September 2017	3,569	
Quarter ending December 2017	3,413	↓
Quarter ending March 2018	3,212	↓
Quarter ending June 2018	3,168	↓
Quarter ending September 2018	3,258	↑
<b>Variance since September 2017</b>	<b>(8.7%)</b>	<b>↓</b>



### ACTIVITY



Month	Adjusted Scheduled Activity (UDA)	
	2018	2019
April	195	514
May	588	1,354
June	897	2,010
July	1,641	3,005
August	2,407	3,774
September	3,075	4,308
October	3,719	
November	4,394	
December	5,079	
January	5,581	
February	6,171	
March	6,452	
April	6,774	
May	6,774	
June	6,775	

### QUALITY

	Quantity	Base Number	Contract	AT	Region	England
% of FP17s for the same patient ID Re-attending within 3 months - Children	20	562	3.6%	9.4%	11.4%	11.6%
% of FP17s for the same patient ID Re-attending within 3 months - Adults	140	2,110	6.6%	13.8%	15.0%	15.5%
% of FP17s for the same patient ID Re-attending between 3 & 9 months - Children	272	562	48.4%	61.4%	59.9%	58.8%
% of FP17s for the same patient ID Re-attending between 3 & 9 months - Adults	1,048	2,110	49.7%	52.7%	52.0%	51.1%
% of FP17s for Band 1 Urgent Courses	86	2,448	3.5%	7.6%	8.0%	9.0%
% of FP17s Relating to Free Repair or Replacements	17	2,448	0.7%	0.8%	0.8%	0.8%
% of FP17s Relating to Continuations	0	2,448	0.0%	0.9%	0.9%	0.9%
% of Patients satisfied with the dentistry they have received	3	3	N/A	93.3%	93.5%	93.3%
% of Patients satisfied with the time they had to wait for an appointment	1	3	N/A	86.3%	89.1%	88.9%

\* This is based on patients treated on this contract for their most recent course of treatment. Figures in italics indicate the base number of FP17s or Patient Questionnaire responses are less than 100. N/A is shown where the base number of responses is less than 10 during the period. % is calculated as Quantity/Base number\*100

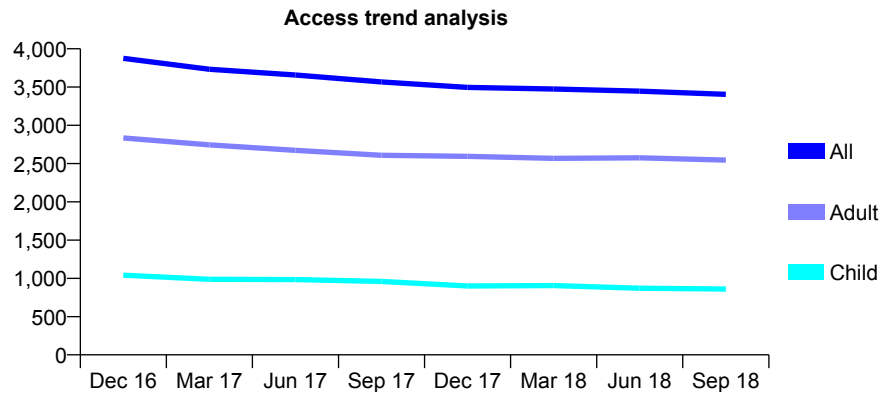
## Q59 - Vital Signs At a Glance Contract Report for 143448/0001 - September 2018

Name or company name	Dr D J Duplessis & Ms Lieze Duplessis
Contract type name	GDS Contract
Purpose of contract	General and Orthodontic
Contract start date	01/04/2011
Contract end date	

18/19 Contracted general activity (UDA)	9,098
Carry forward general activity (UDA)	260
18/19 Contracted orthodontic activity (UOA)	289
Carry forward orthodontic activity (UOA)	0
Baseline contract value	£266,705.29

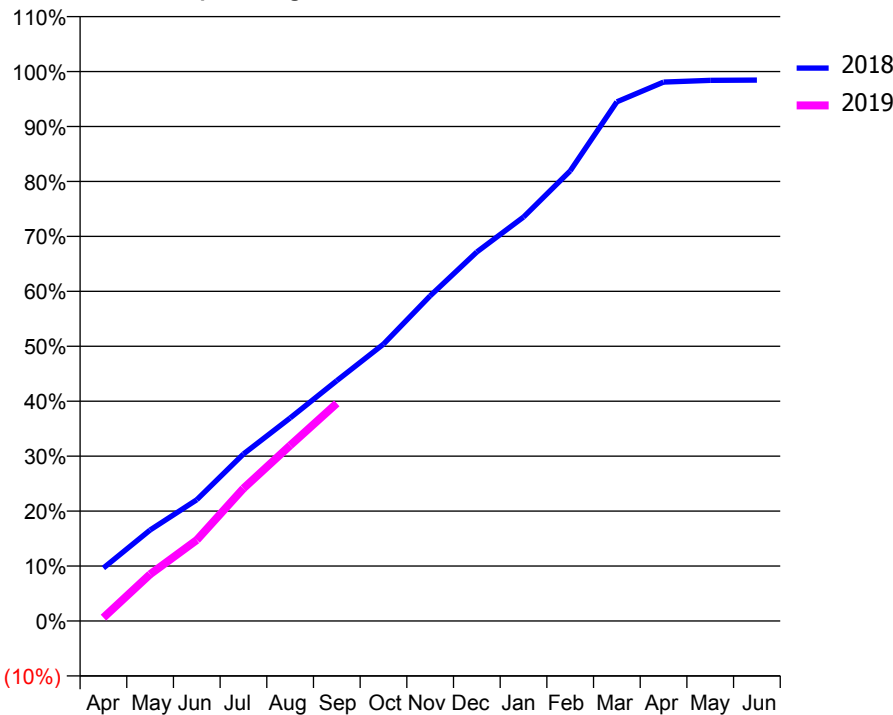
### ACCESS\*

Patients seen in 24 months	Total	Change since previous quarter
Quarter ending September 2017	3,567	
Quarter ending December 2017	3,495	↓
Quarter ending March 2018	3,475	→
Quarter ending June 2018	3,447	→
Quarter ending September 2018	3,405	↓
<b>Variance since September 2017</b>	<b>(4.5%)</b>	<b>↓</b>



### ACTIVITY

Cumulative percentage of contracted UDA delivered 2018 & 2019



Month	Adjusted Scheduled Activity (UDA)	
	2018	2019
April	878	56
May	1,506	774
June	2,008	1,341
July	2,766	2,195
August	3,361	2,907
September	3,979	3,603
October	4,584	
November	5,384	
December	6,110	
January	6,688	
February	7,451	
March	8,595	
April	8,922	
May	8,952	
June	8,955	

### QUALITY

	Quantity	Base Number	Contract	AT	Region	England
% of FP17s for the same patient ID Re-attending within 3 months - Children	42	437	9.6%	9.4%	11.4%	11.6%
% of FP17s for the same patient ID Re-attending within 3 months - Adults	211	1,265	16.7%	13.8%	15.0%	15.5%
% of FP17s for the same patient ID Re-attending between 3 & 9 months - Children	96	437	22.0%	61.4%	59.9%	58.8%
% of FP17s for the same patient ID Re-attending between 3 & 9 months - Adults	296	1,265	23.4%	52.7%	52.0%	51.1%
% of FP17s for Band 1 Urgent Courses	198	1,535	12.9%	7.6%	8.0%	9.0%
% of FP17s Relating to Free Repair or Replacements	6	1,535	0.4%	0.8%	0.8%	0.8%
% of FP17s Relating to Continuations	46	1,535	3.0%	0.9%	0.9%	0.9%
% of Patients satisfied with the dentistry they have received	1	1	N/A	93.3%	93.5%	93.3%
% of Patients satisfied with the time they had to wait for an appointment	1	1	N/A	86.3%	89.1%	88.9%

\* This is based on patients treated on this contract for their most recent course of treatment. Figures in italics indicate the base number of FP17s or Patient Questionnaire responses are less than 100. N/A is shown where the base number of responses is less than 10 during the period. % is calculated as Quantity/Base number\*100



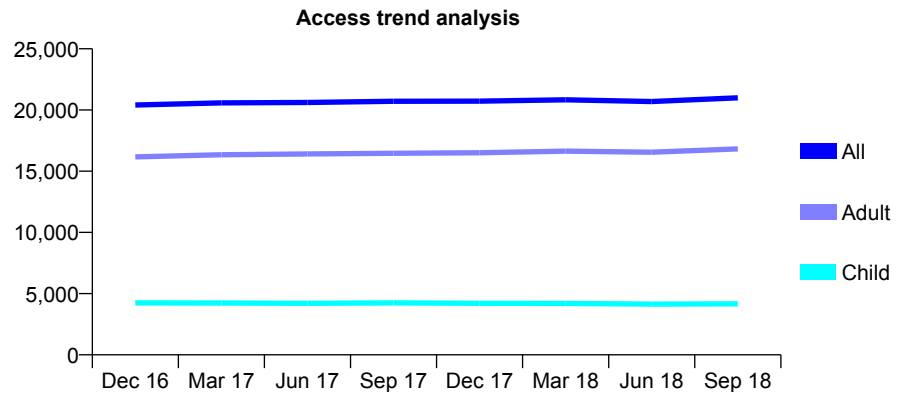
## Q59 - Vital Signs At a Glance Contract Report for 144738/0001 - September 2018

Name or company name	D W Barsby, D Wolverson, S J Bates & R S
Contract type name	GDS Contract
Purpose of contract	General
Contract start date	01/08/2010
Contract end date	

18/19 Contracted general activity (UDA)	53,857
Carry forward general activity (UDA)	1,843
18/19 Contracted orthodontic activity (UOA)	0
Carry forward orthodontic activity (UOA)	0
Baseline contract value	£1,315,335.49

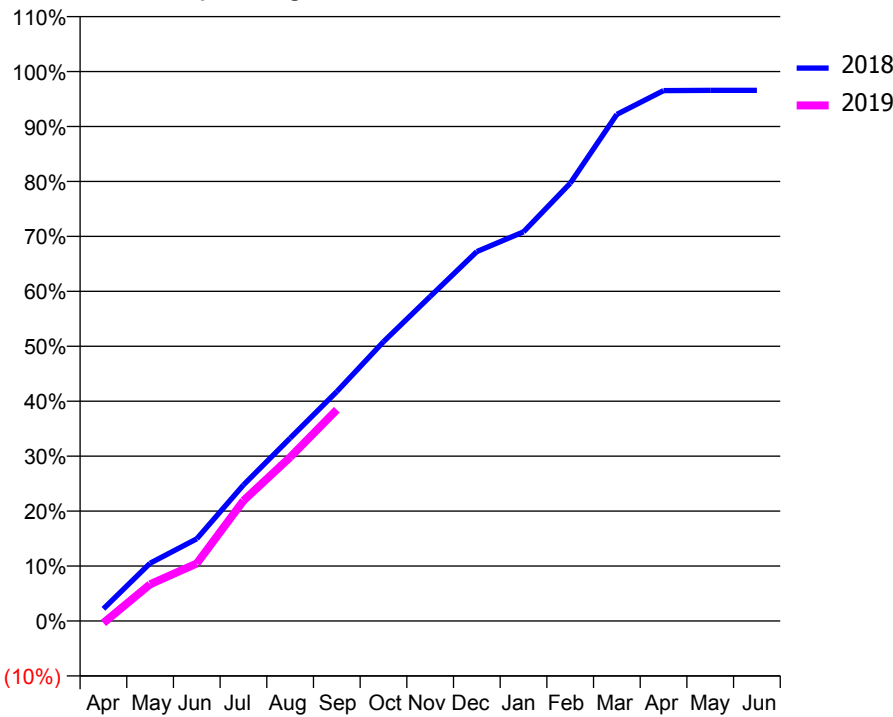
### ACCESS\*

Patients seen in 24 months	Total	Change since previous quarter
Quarter ending September 2017	20,709	
Quarter ending December 2017	20,721	→
Quarter ending March 2018	20,834	→
Quarter ending June 2018	20,697	→
Quarter ending September 2018	20,992	→
<b>Variance since September 2017</b>	<b>1.4%</b>	<b>→</b>



### ACTIVITY

Cumulative percentage of contracted UDA delivered 2018 & 2019



Month	Adjusted Scheduled Activity (UDA)	
	2018	2019
April	1,193	-204
May	5,662	3,605
June	8,057	5,644
July	13,342	11,798
August	17,924	16,062
September	22,490	20,709
October	27,374	
November	31,810	
December	36,214	
January	38,138	
February	42,906	
March	49,653	
April	51,978	
May	52,008	
June	52,014	

### QUALITY

	Quantity	Base Number	Contract	AT	Region	England
% of FP17s for the same patient ID Re-attending within 3 months - Children	152	3,115	4.9%	9.4%	11.4%	11.6%
% of FP17s for the same patient ID Re-attending within 3 months - Adults	1,309	12,490	10.5%	13.8%	15.0%	15.5%
% of FP17s for the same patient ID Re-attending between 3 & 9 months - Children	2,031	3,115	65.2%	61.4%	59.9%	58.8%
% of FP17s for the same patient ID Re-attending between 3 & 9 months - Adults	8,236	12,490	65.9%	52.7%	52.0%	51.1%
% of FP17s for Band 1 Urgent Courses	1,010	14,186	7.1%	7.6%	8.0%	9.0%
% of FP17s Relating to Free Repair or Replacements	75	14,186	0.5%	0.8%	0.8%	0.8%
% of FP17s Relating to Continuations	109	14,186	0.8%	0.9%	0.9%	0.9%
% of Patients satisfied with the dentistry they have received	15	16	93.8%	93.3%	93.5%	93.3%
% of Patients satisfied with the time they had to wait for an appointment	15	16	93.8%	86.3%	89.1%	88.9%

\* This is based on patients treated on this contract for their most recent course of treatment. Figures in italics indicate the base number of FP17s or Patient Questionnaire responses are less than 100. N/A is shown where the base number of responses is less than 10 during the period. % is calculated as Quantity/Base number\*100

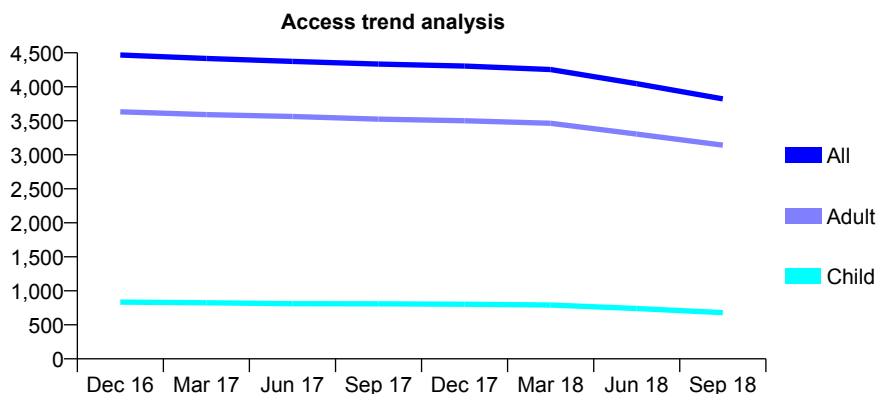
## Q59 - Vital Signs At a Glance Contract Report for 144746/0001 - September 2018

Name or company name	Mr A Parmar & Mrs R Parmar
Contract type name	GDS Contract
Purpose of contract	General and Orthodontic
Contract start date	01/04/2014
Contract end date	

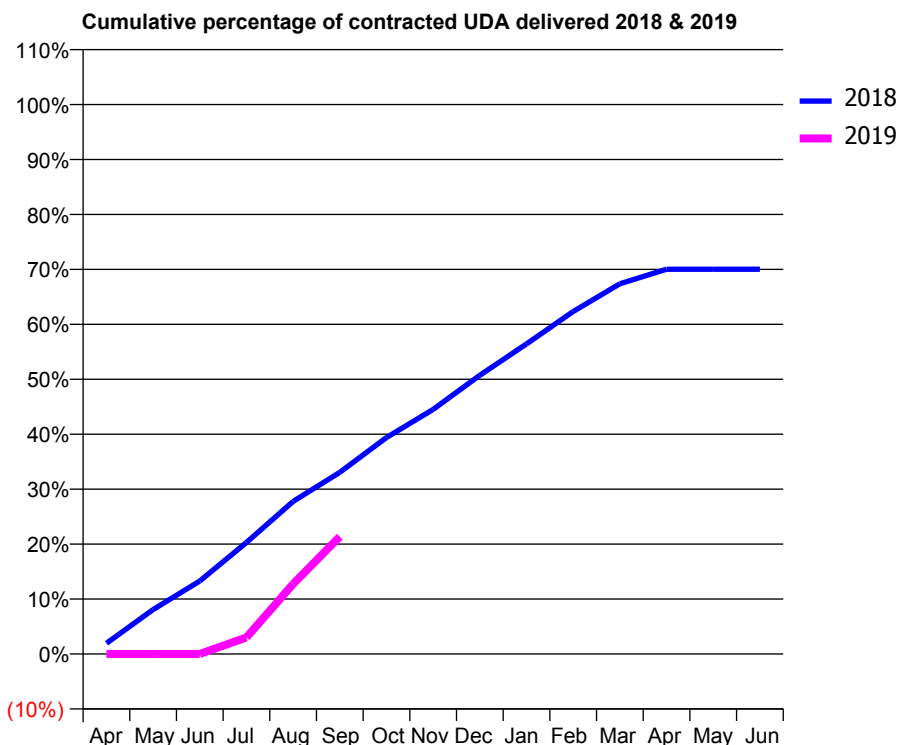
18/19 Contracted general activity (UDA)	15,915
Carry forward general activity (UDA)	0
18/19 Contracted orthodontic activity (UOA)	297
Carry forward orthodontic activity (UOA)	0
Baseline contract value	£334,820.82

### ACCESS\*

Patients seen in 24 months	Total	Change since previous quarter
Quarter ending September 2017	4,334	
Quarter ending December 2017	4,304	→
Quarter ending March 2018	4,254	↓
Quarter ending June 2018	4,046	↓
Quarter ending September 2018	3,822	↓
<b>Variance since September 2017</b>	<b>(11.8%)</b>	<b>↓</b>



### ACTIVITY



Month	Adjusted Scheduled Activity (UDA)	
	2018	2019
April	312	0
May	1,288	0
June	2,114	0
July	3,232	482
August	4,421	2,029
September	5,262	3,402
October	6,272	
November	7,086	
December	8,072	
January	8,981	
February	9,922	
March	10,722	
April	11,145	
May	11,145	
June	11,145	

### QUALITY

	Quantity	Base Number	Contract	AT	Region	England
% of FP17s for the same patient ID Re-attending within 3 months - Children	24	459	5.2%	9.4%	11.4%	11.6%
% of FP17s for the same patient ID Re-attending within 3 months - Adults	105	1,617	6.5%	13.8%	15.0%	15.5%
% of FP17s for the same patient ID Re-attending between 3 & 9 months - Children	339	459	73.9%	61.4%	59.9%	58.8%
% of FP17s for the same patient ID Re-attending between 3 & 9 months - Adults	919	1,617	56.8%	52.7%	52.0%	51.1%
% of FP17s for Band 1 Urgent Courses	108	1,811	6.0%	7.6%	8.0%	9.0%
% of FP17s Relating to Free Repair or Replacements	0	1,811	0.0%	0.8%	0.8%	0.8%
% of FP17s Relating to Continuations	8	1,811	0.4%	0.9%	0.9%	0.9%
% of Patients satisfied with the dentistry they have received	0	0	N/A	93.3%	93.5%	93.3%
% of Patients satisfied with the time they had to wait for an appointment	0	0	N/A	86.3%	89.1%	88.9%

\* This is based on patients treated on this contract for their most recent course of treatment. Figures in italics indicate the base number of FP17s or Patient Questionnaire responses are less than 100. N/A is shown where the base number of responses is less than 10 during the period. % is calculated as Quantity/Base number\*100

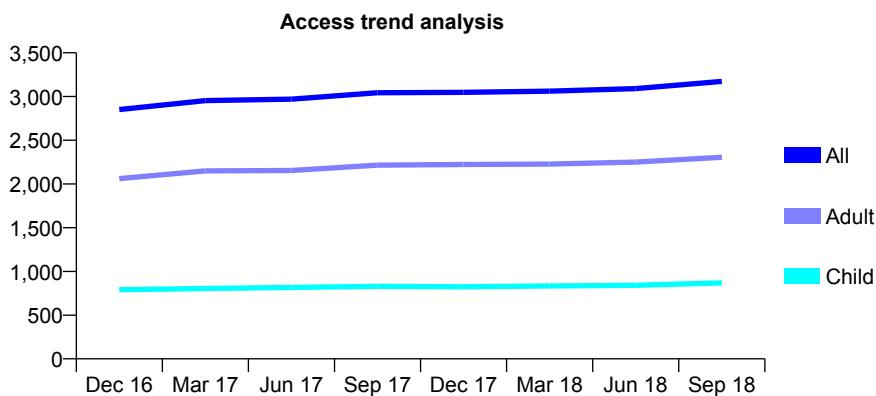
## Q59 - Vital Signs At a Glance Contract Report for 147966/0002 - September 2018

Name or company name	Pure Dental Studio Ltd
Contract type name	GDS Contract
Purpose of contract	General
Contract start date	01/04/2010
Contract end date	

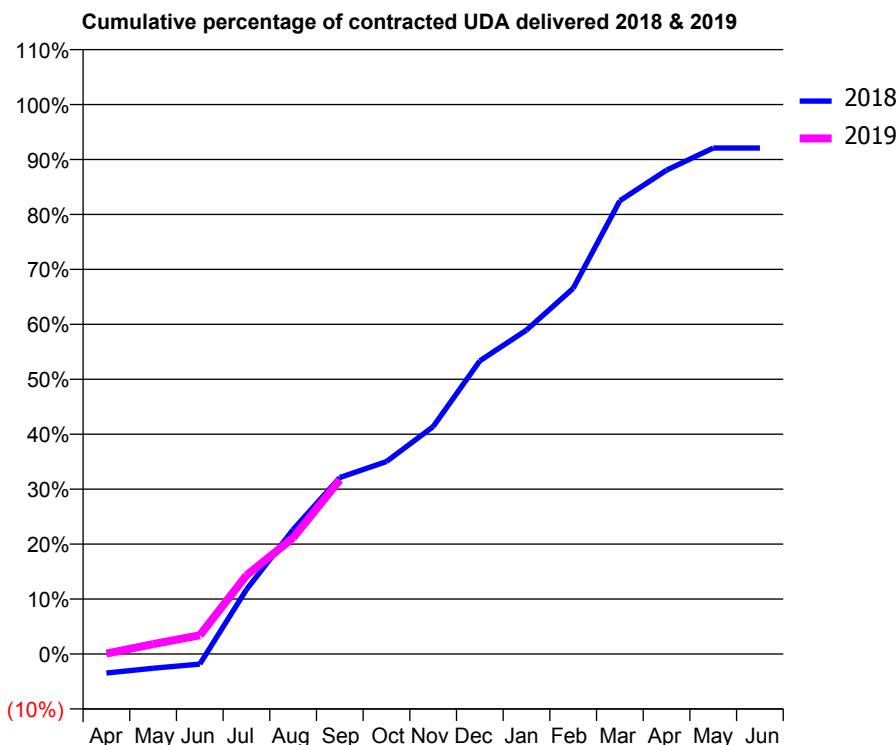
18/19 Contracted general activity (UDA)	6,255
Carry forward general activity (UDA)	0
18/19 Contracted orthodontic activity (UOA)	0
Carry forward orthodontic activity (UOA)	0
Baseline contract value	£189,188.54

### ACCESS\*

Patients seen in 24 months	Total	Change since previous quarter
Quarter ending September 2017	3,044	
Quarter ending December 2017	3,048	→
Quarter ending March 2018	3,062	→
Quarter ending June 2018	3,091	→
Quarter ending September 2018	3,173	↑
<b>Variance since September 2017</b>	<b>4.2%</b>	<b>↑</b>



### ACTIVITY



Adjusted Scheduled Activity (UDA)		
Month	2018	2019
April	-218	6
May	-163	114
June	-116	213
July	734	896
August	1,417	1,323
September	2,008	1,983
October	2,191	
November	2,588	
December	3,337	
January	3,688	
February	4,163	
March	5,160	
April	5,507	
May	5,759	
June	5,759	

### QUALITY

	Quantity	Base Number	Contract	AT	Region	England
% of FP17s for the same patient ID Re-attending within 3 months - Children	40	577	6.9%	9.4%	11.4%	11.6%
% of FP17s for the same patient ID Re-attending within 3 months - Adults	154	1,399	11.0%	13.8%	15.0%	15.5%
% of FP17s for the same patient ID Re-attending between 3 & 9 months - Children	354	577	61.4%	61.4%	59.9%	58.8%
% of FP17s for the same patient ID Re-attending between 3 & 9 months - Adults	755	1,399	54.0%	52.7%	52.0%	51.1%
% of FP17s for Band 1 Urgent Courses	50	1,128	4.4%	7.6%	8.0%	9.0%
% of FP17s Relating to Free Repair or Replacements	6	1,128	0.5%	0.8%	0.8%	0.8%
% of FP17s Relating to Continuations	8	1,128	0.7%	0.9%	0.9%	0.9%
% of Patients satisfied with the dentistry they have received	3	6	N/A	93.3%	93.5%	93.3%
% of Patients satisfied with the time they had to wait for an appointment	5	6	N/A	86.3%	89.1%	88.9%

\* This is based on patients treated on this contract for their most recent course of treatment. Figures in italics indicate the base number of FP17s or Patient Questionnaire responses are less than 100. N/A is shown where the base number of responses is less than 10 during the period. % is calculated as Quantity/Base number\*100

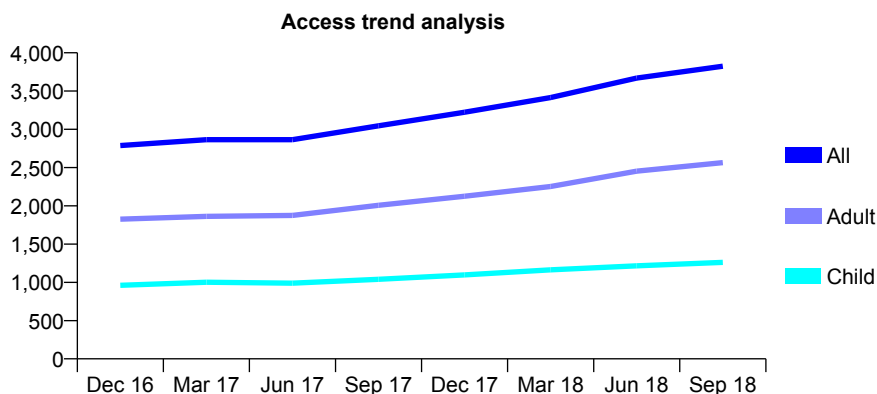
## Q59 - Vital Signs At a Glance Contract Report for 149454/0001 - September 2018

Name or company name	Dental Care Clinic Limited
Contract type name	GDS Contract
Purpose of contract	General
Contract start date	01/04/2008
Contract end date	

18/19 Contracted general activity (UDA)	12,730
Carry forward general activity (UDA)	0
18/19 Contracted orthodontic activity (UOA)	0
Carry forward orthodontic activity (UOA)	0
Baseline contract value	£353,920.15

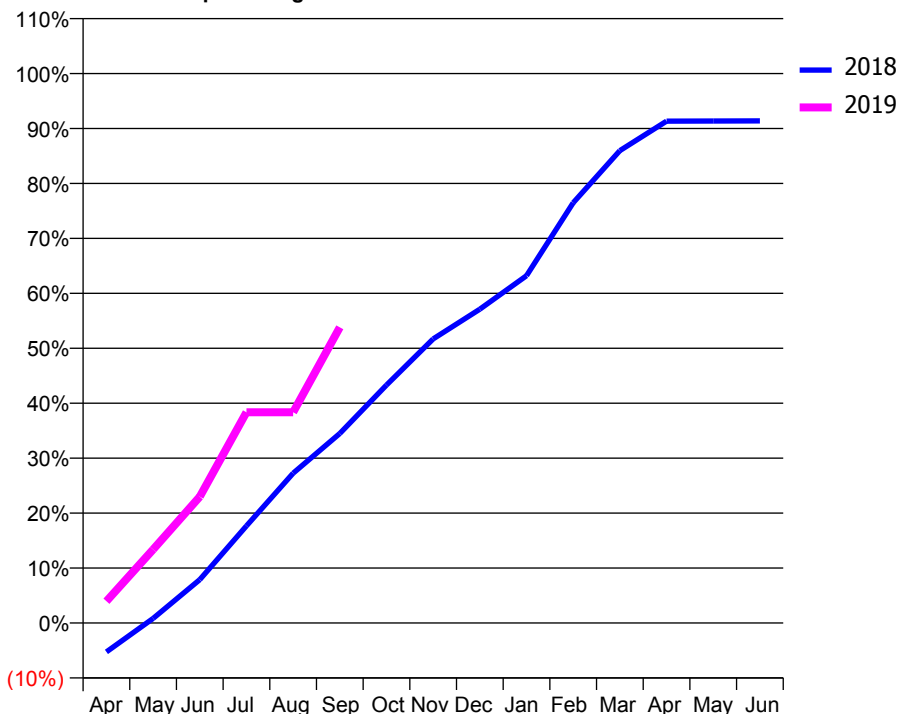
### ACCESS\*

Patients seen in 24 months	Total	Change since previous quarter
Quarter ending September 2017	3,046	
Quarter ending December 2017	3,224	↑
Quarter ending March 2018	3,415	↑
Quarter ending June 2018	3,669	↑
Quarter ending September 2018	3,825	↑
<b>Variance since September 2017</b>	<b>25.6%</b>	<b>↑</b>



### ACTIVITY

Cumulative percentage of contracted UDA delivered 2018 & 2019



Month	Adjusted Scheduled Activity (UDA)	
	2018	2019
April	-672	504
May	108	1,704
June	1,006	2,927
July	2,251	4,882
August	3,470	4,882
September	4,392	6,850
October	5,512	
November	6,582	
December	7,271	
January	8,046	
February	9,734	
March	10,944	
April	11,625	
May	11,629	
June	11,632	

### QUALITY

	Quantity	Base Number	Contract	AT	Region	England
% of FP17s for the same patient ID Re-attending within 3 months - Children	73	1,012	7.2%	9.4%	11.4%	11.6%
% of FP17s for the same patient ID Re-attending within 3 months - Adults	284	1,822	15.6%	13.8%	15.0%	15.5%
% of FP17s for the same patient ID Re-attending between 3 & 9 months - Children	635	1,012	62.7%	61.4%	59.9%	58.8%
% of FP17s for the same patient ID Re-attending between 3 & 9 months - Adults	772	1,822	42.4%	52.7%	52.0%	51.1%
% of FP17s for Band 1 Urgent Courses	195	2,539	7.7%	7.6%	8.0%	9.0%
% of FP17s Relating to Free Repair or Replacements	23	2,539	0.9%	0.8%	0.8%	0.8%
% of FP17s Relating to Continuations	29	2,539	1.1%	0.9%	0.9%	0.9%
% of Patients satisfied with the dentistry they have received	3	3	N/A	93.3%	93.5%	93.3%
% of Patients satisfied with the time they had to wait for an appointment	3	3	N/A	86.3%	89.1%	88.9%

\* This is based on patients treated on this contract for their most recent course of treatment. Figures in italics indicate the base number of FP17s or Patient Questionnaire responses are less than 100. N/A is shown where the base number of responses is less than 10 during the period. % is calculated as Quantity/Base number\*100

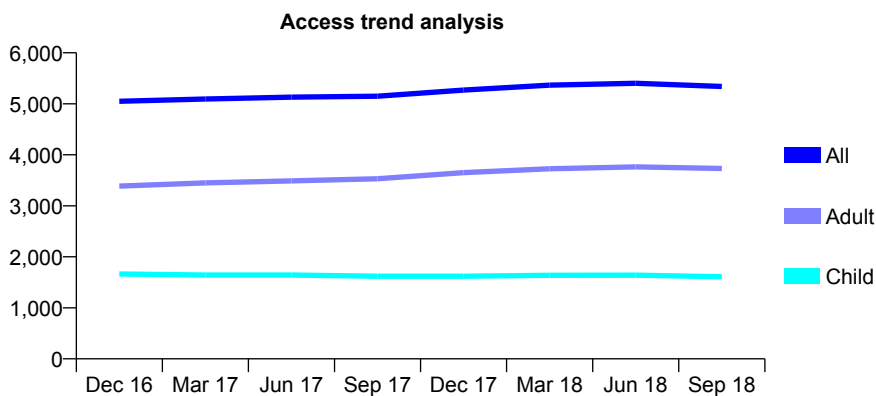
## Q59 - Vital Signs At a Glance Contract Report for 151122/0001 - September 2018

Name or company name	M Hamburger & R Sadler
Contract type name	GDS Contract
Purpose of contract	General
Contract start date	01/04/2006
Contract end date	

18/19 Contracted general activity (UDA)	16,623
Carry forward general activity (UDA)	0
18/19 Contracted orthodontic activity (UOA)	0
Carry forward orthodontic activity (UOA)	0
Baseline contract value	£370,586.76

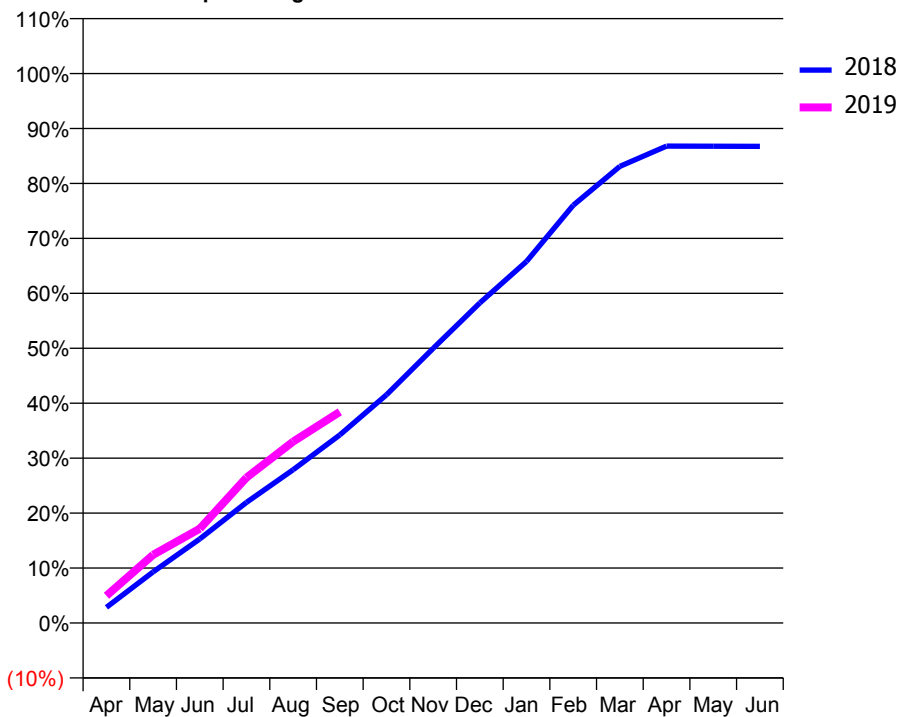
### ACCESS\*

Patients seen in 24 months	Total	Change since previous quarter
Quarter ending September 2017	5,150	
Quarter ending December 2017	5,270	↑
Quarter ending March 2018	5,365	→
Quarter ending June 2018	5,403	→
Quarter ending September 2018	5,339	↓
<b>Variance since September 2017</b>	<b>3.7%</b>	<b>↑</b>



### ACTIVITY

Cumulative percentage of contracted UDA delivered 2018 & 2019



Month	Adjusted Scheduled Activity (UDA)	
	2018	2019
April	482	827
May	1,578	2,064
June	2,595	2,853
July	3,725	4,399
August	4,737	5,490
September	5,811	6,388
October	7,048	
November	8,483	
December	9,888	
January	11,168	
February	12,905	
March	14,105	
April	14,733	
May	14,727	
June	14,726	

### QUALITY

	Quantity	Base Number	Contract	AT	Region	England
% of FP17s for the same patient ID Re-attending within 3 months - Children	70	1,169	6.0%	9.4%	11.4%	11.6%
% of FP17s for the same patient ID Re-attending within 3 months - Adults	459	2,695	17.0%	13.8%	15.0%	15.5%
% of FP17s for the same patient ID Re-attending between 3 & 9 months - Children	822	1,169	70.3%	61.4%	59.9%	58.8%
% of FP17s for the same patient ID Re-attending between 3 & 9 months - Adults	1,667	2,695	61.9%	52.7%	52.0%	51.1%
% of FP17s for Band 1 Urgent Courses	277	3,587	7.7%	7.6%	8.0%	9.0%
% of FP17s Relating to Free Repair or Replacements	64	3,587	1.8%	0.8%	0.8%	0.8%
% of FP17s Relating to Continuations	32	3,587	0.9%	0.9%	0.9%	0.9%
% of Patients satisfied with the dentistry they have received	5	6	N/A	93.3%	93.5%	93.3%
% of Patients satisfied with the time they had to wait for an appointment	5	6	N/A	86.3%	89.1%	88.9%

\* This is based on patients treated on this contract for their most recent course of treatment. Figures in italics indicate the base number of FP17s or Patient Questionnaire responses are less than 100. N/A is shown where the base number of responses is less than 10 during the period. % is calculated as Quantity/Base number\*100

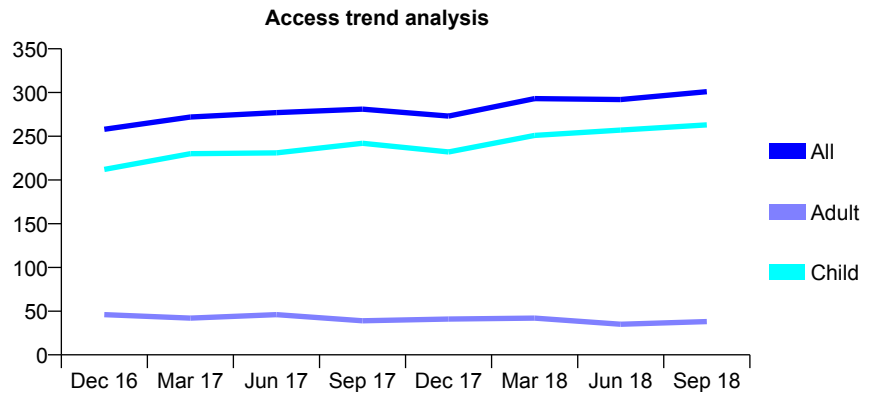
## Q59 - Vital Signs At a Glance Contract Report for 151653/0001 - September 2018

Name or company name	The Forum Practice Ltd
Contract type name	GDS Contract
Purpose of contract	General and Orthodontic
Contract start date	01/10/2011
Contract end date	

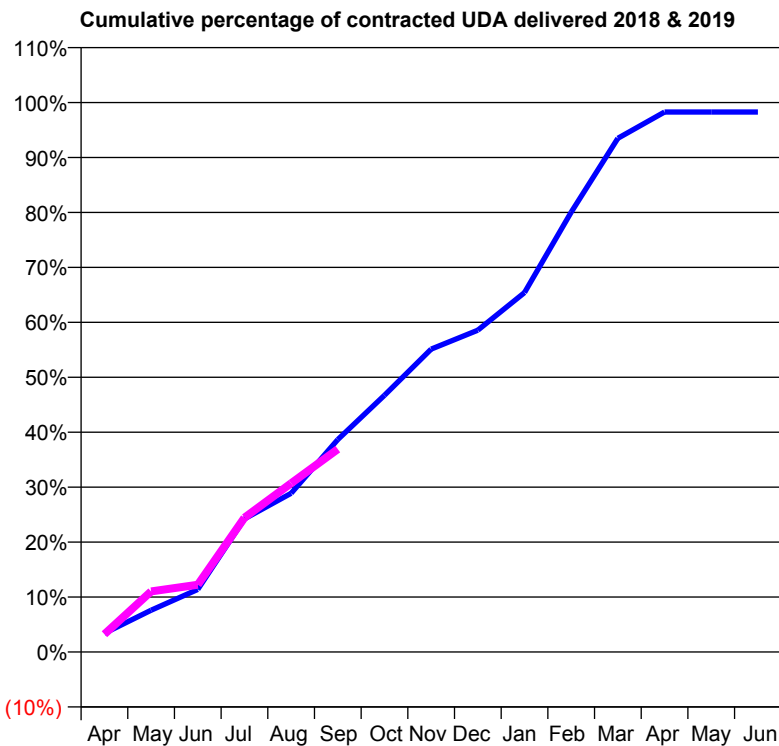
18/19 Contracted general activity (UDA)	500
Carry forward general activity (UDA)	9
18/19 Contracted orthodontic activity (UOA)	1,169
Carry forward orthodontic activity (UOA)	197
Baseline contract value	£87,103.81

### ACCESS\*

Patients seen in 24 months	Total	Change since previous quarter
Quarter ending September 2017	281	
Quarter ending December 2017	273	↓
Quarter ending March 2018	293	↑
Quarter ending June 2018	292	→
Quarter ending September 2018	301	↑
<b>Variance since September 2017</b>	<b>7.1%</b>	<b>↑</b>



### ACTIVITY



Adjusted Scheduled Activity (UDA)		
Month	2018	2019
April	17	16
May	38	55
June	57	61
July	121	122
August	144	154
September	193	185
October	234	
November	276	
December	293	
January	327	
February	400	
March	467	
April	491	
May	491	
June	491	

### QUALITY

	Quantity	Base Number	Contract	AT	Region	England
% of FP17s for the same patient ID Re-attending within 3 months - Children	9	270	3.3%	9.4%	11.4%	11.6%
% of FP17s for the same patient ID Re-attending within 3 months - Adults	0	6	0.0%	13.8%	15.0%	15.5%
% of FP17s for the same patient ID Re-attending between 3 & 9 months - Children	116	270	43.0%	61.4%	59.9%	58.8%
% of FP17s for the same patient ID Re-attending between 3 & 9 months - Adults	3	6	50.0%	52.7%	52.0%	51.1%
% of FP17s for Band 1 Urgent Courses	3	162	1.9%	7.6%	8.0%	9.0%
% of FP17s Relating to Free Repair or Replacements	0	162	0.0%	0.8%	0.8%	0.8%
% of FP17s Relating to Continuations	0	162	0.0%	0.9%	0.9%	0.9%
% of Patients satisfied with the dentistry they have received	0	0	N/A	93.3%	93.5%	93.3%
% of Patients satisfied with the time they had to wait for an appointment	0	0	N/A	86.3%	89.1%	88.9%

\* This is based on patients treated on this contract for their most recent course of treatment. Figures in italics indicate the base number of FP17s or Patient Questionnaire responses are less than 100. N/A is shown where the base number of responses is less than 10 during the period. % is calculated as Quantity/Base number\*100

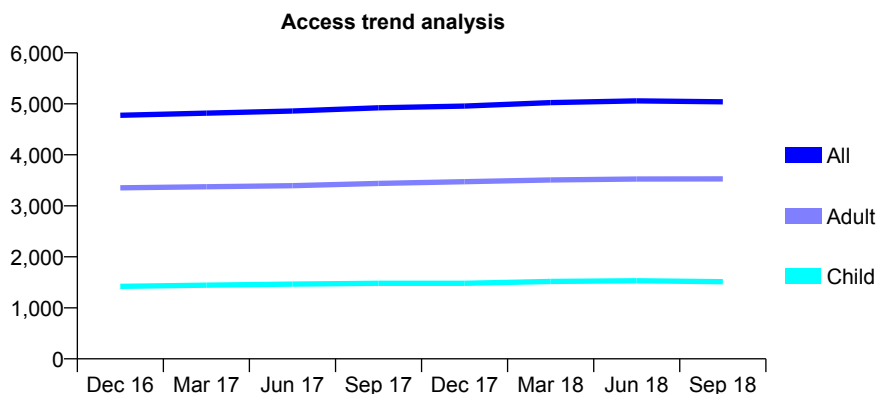
## Q59 - Vital Signs At a Glance Contract Report for 153370/0001 - September 2018

Name or company name	Mrs K Attwall and Miss K Sadhra
Contract type name	GDS Contract
Purpose of contract	General and Orthodontic
Contract start date	01/04/2009
Contract end date	

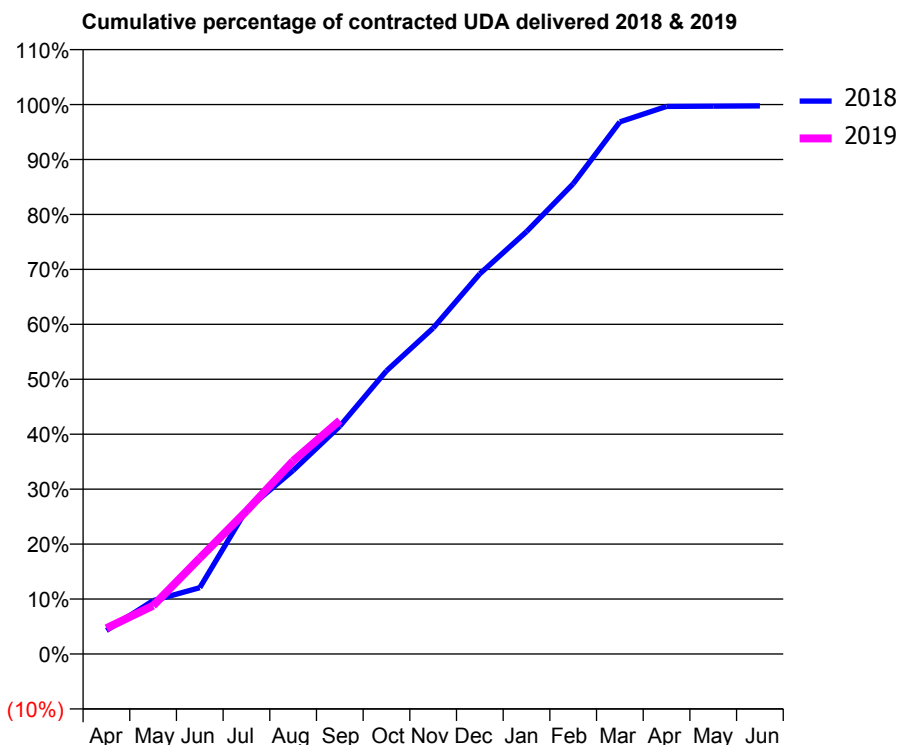
18/19 Contracted general activity (UDA)	15,375
Carry forward general activity (UDA)	40
18/19 Contracted orthodontic activity (UOA)	0
Carry forward orthodontic activity (UOA)	0
Baseline contract value	£375,776.05

### ACCESS\*

Patients seen in 24 months	Total	Change since previous quarter
Quarter ending September 2017	4,921	
Quarter ending December 2017	4,955	→
Quarter ending March 2018	5,024	→
Quarter ending June 2018	5,057	→
Quarter ending September 2018	5,040	→
<b>Variance since September 2017</b>	<b>2.4%</b>	<b>↑</b>



### ACTIVITY



Month	Adjusted Scheduled Activity (UDA)	
	2018	2019
April	658	722
May	1,493	1,354
June	1,858	2,686
July	4,037	4,002
August	5,136	5,406
September	6,376	6,536
October	7,922	
November	9,121	
December	10,638	
January	11,819	
February	13,157	
March	14,889	
April	15,322	
May	15,331	
June	15,335	

### QUALITY

	Quantity	Base Number	Contract	AT	Region	England
% of FP17s for the same patient ID Re-attending within 3 months - Children	96	1,166	8.2%	9.4%	11.4%	11.6%
% of FP17s for the same patient ID Re-attending within 3 months - Adults	369	2,626	14.1%	13.8%	15.0%	15.5%
% of FP17s for the same patient ID Re-attending between 3 & 9 months - Children	775	1,166	66.5%	61.4%	59.9%	58.8%
% of FP17s for the same patient ID Re-attending between 3 & 9 months - Adults	1,676	2,626	63.8%	52.7%	52.0%	51.1%
% of FP17s for Band 1 Urgent Courses	211	3,572	5.9%	7.6%	8.0%	9.0%
% of FP17s Relating to Free Repair or Replacements	33	3,572	0.9%	0.8%	0.8%	0.8%
% of FP17s Relating to Continuations	19	3,572	0.5%	0.9%	0.9%	0.9%
% of Patients satisfied with the dentistry they have received	4	5	N/A	93.3%	93.5%	93.3%
% of Patients satisfied with the time they had to wait for an appointment	4	5	N/A	86.3%	89.1%	88.9%

\* This is based on patients treated on this contract for their most recent course of treatment. Figures in italics indicate the base number of FP17s or Patient Questionnaire responses are less than 100. N/A is shown where the base number of responses is less than 10 during the period. % is calculated as Quantity/Base number\*100

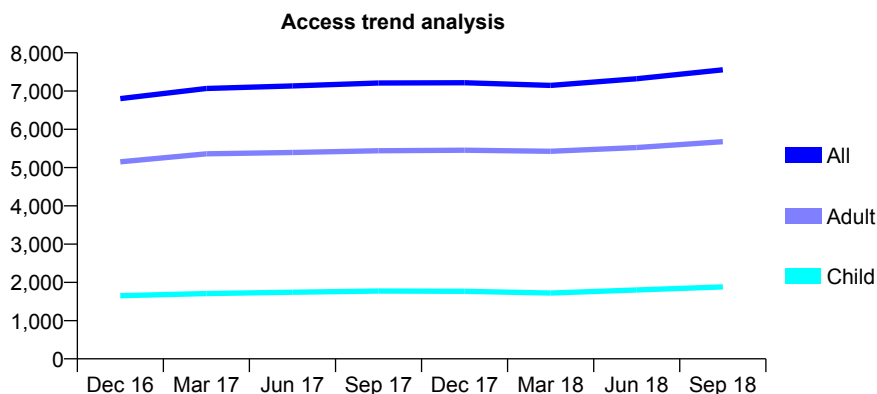
## Q59 - Vital Signs At a Glance Contract Report for 153796/0002 - September 2018

Name or company name	Smile Centre (Boston) Ltd
Contract type name	GDS Contract
Purpose of contract	General
Contract start date	01/04/2013
Contract end date	

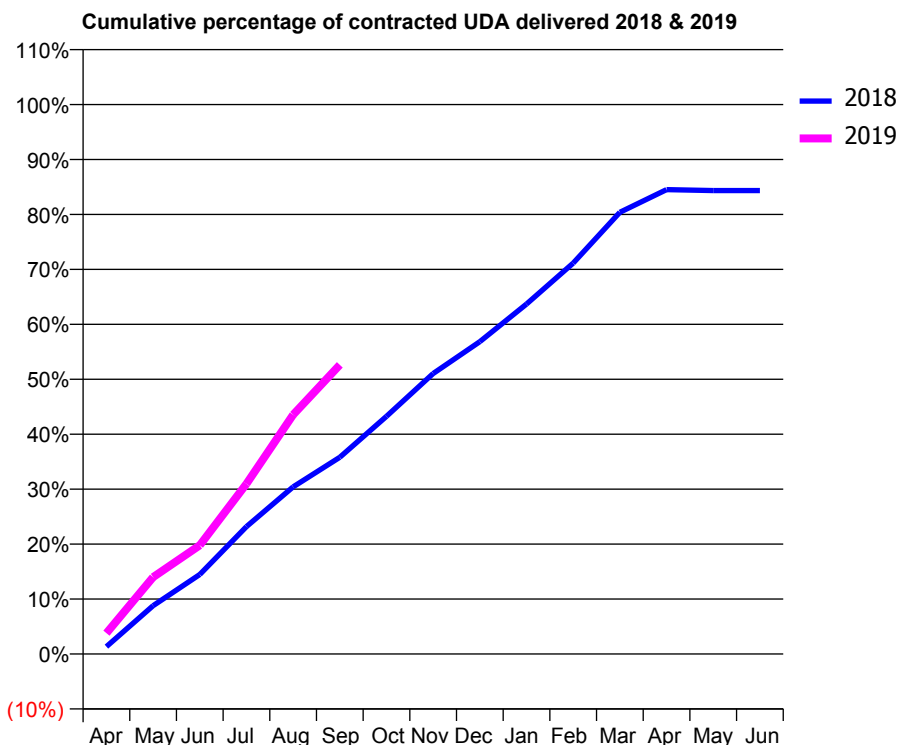
18/19 Contracted general activity (UDA)	21,200
Carry forward general activity (UDA)	0
18/19 Contracted orthodontic activity (UOA)	0
Carry forward orthodontic activity (UOA)	0
Baseline contract value	£575,766.46

### ACCESS\*

Patients seen in 24 months	Total	Change since previous quarter
Quarter ending September 2017	7,211	
Quarter ending December 2017	7,219	→
Quarter ending March 2018	7,147	→
Quarter ending June 2018	7,322	↑
Quarter ending September 2018	7,555	↑
<b>Variance since September 2017</b>	<b>4.8%</b>	<b>↑</b>



### ACTIVITY



Month	Adjusted Scheduled Activity (UDA)	
	2018	2019
April	285	807
May	1,867	2,967
June	3,066	4,195
July	4,918	6,565
August	6,446	9,232
September	7,593	11,158
October	9,172	
November	10,821	
December	12,052	
January	13,503	
February	15,082	
March	17,043	
April	17,918	
May	17,882	
June	17,879	

### QUALITY

	Quantity	Base Number	Contract	AT	Region	England
% of FP17s for the same patient ID Re-attending within 3 months - Children	133	1,393	9.5%	9.4%	11.4%	11.6%
% of FP17s for the same patient ID Re-attending within 3 months - Adults	535	3,724	14.4%	13.8%	15.0%	15.5%
% of FP17s for the same patient ID Re-attending between 3 & 9 months - Children	673	1,393	48.3%	61.4%	59.9%	58.8%
% of FP17s for the same patient ID Re-attending between 3 & 9 months - Adults	1,318	3,724	35.4%	52.7%	52.0%	51.1%
% of FP17s for Band 1 Urgent Courses	1,284	4,844	26.5%	7.6%	8.0%	9.0%
% of FP17s Relating to Free Repair or Replacements	24	4,844	0.5%	0.8%	0.8%	0.8%
% of FP17s Relating to Continuations	6	4,844	0.1%	0.9%	0.9%	0.9%
% of Patients satisfied with the dentistry they have received	9	13	69.2%	93.3%	93.5%	93.3%
% of Patients satisfied with the time they had to wait for an appointment	8	13	61.5%	86.3%	89.1%	88.9%

\* This is based on patients treated on this contract for their most recent course of treatment. Figures in italics indicate the base number of FP17s or Patient Questionnaire responses are less than 100. N/A is shown where the base number of responses is less than 10 during the period. % is calculated as Quantity/Base number\*100



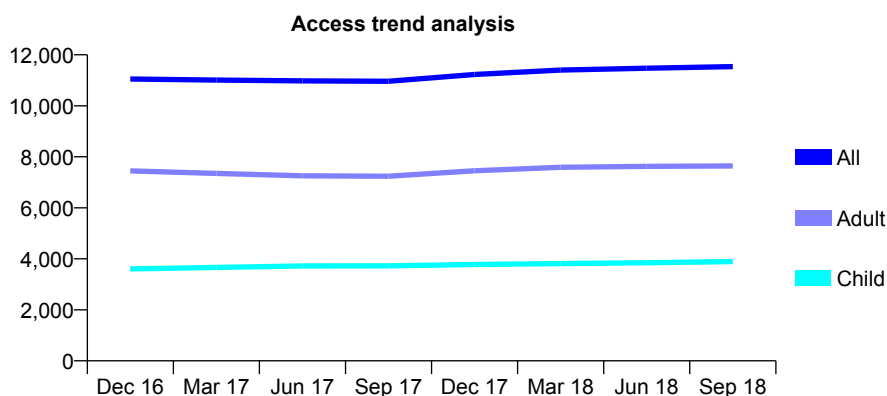
## Q59 - Vital Signs At a Glance Contract Report for 153931/0001 - September 2018

Name or company name	Wong, Wallbuton, Eastwood, Ashraf & But
Contract type name	GDS Contract
Purpose of contract	General and Orthodontic
Contract start date	01/04/2006
Contract end date	

18/19 Contracted general activity (UDA)	31,000
Carry forward general activity (UDA)	0
18/19 Contracted orthodontic activity (UOA)	536
Carry forward orthodontic activity (UOA)	0
Baseline contract value	£727,112.23

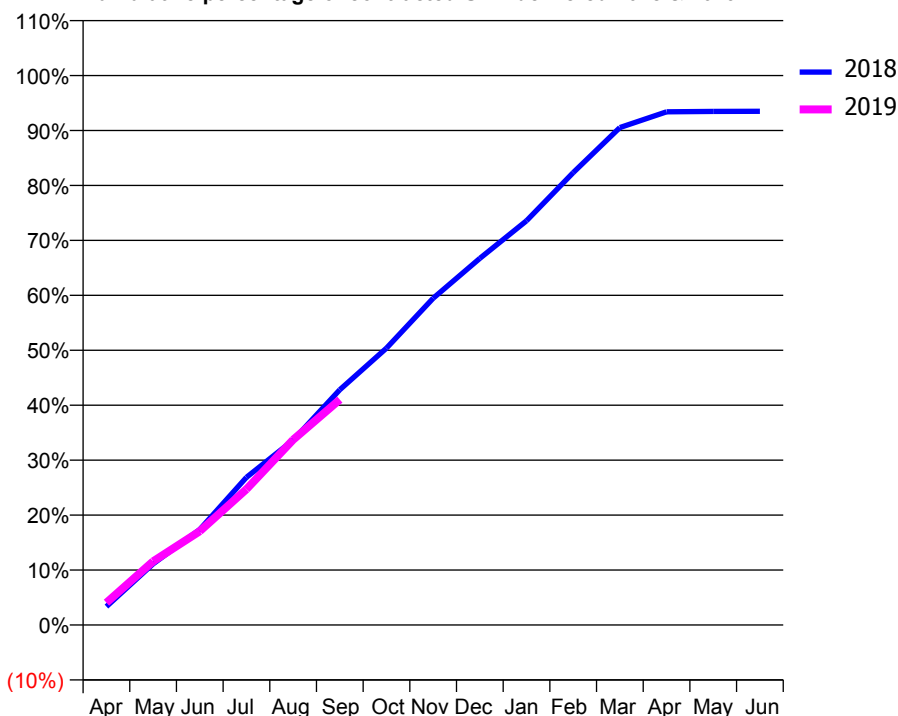
### ACCESS\*

Patients seen in 24 months	Total	Change since previous quarter
Quarter ending September 2017	10,963	
Quarter ending December 2017	11,228	↑
Quarter ending March 2018	11,402	→
Quarter ending June 2018	11,472	→
Quarter ending September 2018	11,537	→
<b>Variance since September 2017</b>	<b>5.2%</b>	<b>↑</b>



### ACTIVITY

Cumulative percentage of contracted UDA delivered 2018 & 2019



Month	2018	2019
April	1,043	1,259
May	3,452	3,595
June	5,391	5,293
July	8,330	7,661
August	10,431	10,453
September	13,276	12,718
October	15,622	
November	18,433	
December	20,684	
January	22,803	
February	25,525	
March	28,065	
April	28,949	
May	28,976	
June	28,979	

### QUALITY

	Quantity	Base Number	Contract	AT	Region	England
% of FP17s for the same patient ID Re-attending within 3 months - Children	218	3,244	6.7%	9.4%	11.4%	11.6%
% of FP17s for the same patient ID Re-attending within 3 months - Adults	602	5,823	10.3%	13.8%	15.0%	15.5%
% of FP17s for the same patient ID Re-attending between 3 & 9 months - Children	2,273	3,244	70.1%	61.4%	59.9%	58.8%
% of FP17s for the same patient ID Re-attending between 3 & 9 months - Adults	3,702	5,823	63.6%	52.7%	52.0%	51.1%
% of FP17s for Band 1 Urgent Courses	329	7,474	4.4%	7.6%	8.0%	9.0%
% of FP17s Relating to Free Repair or Replacements	76	7,474	1.0%	0.8%	0.8%	0.8%
% of FP17s Relating to Continuations	53	7,474	0.7%	0.9%	0.9%	0.9%
% of Patients satisfied with the dentistry they have received	11	11	100.0%	93.3%	93.5%	93.3%
% of Patients satisfied with the time they had to wait for an appointment	10	11	90.9%	86.3%	89.1%	88.9%

\* This is based on patients treated on this contract for their most recent course of treatment. Figures in italics indicate the base number of FP17s or Patient Questionnaire responses are less than 100. N/A is shown where the base number of responses is less than 10 during the period. % is calculated as Quantity/Base number\*100

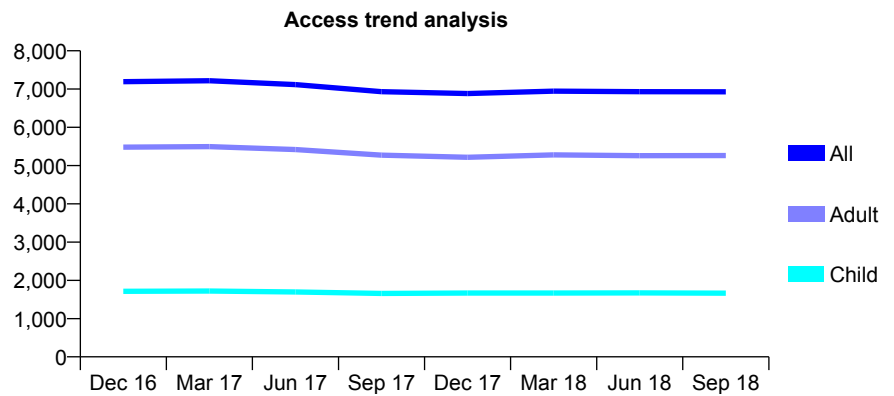
## Q59 - Vital Signs At a Glance Contract Report for 156132/0001 - September 2018

Name or company name	S Lidder & S Chahal T/A Lutterworth DP
Contract type name	GDS Contract
Purpose of contract	General
Contract start date	01/08/2013
Contract end date	

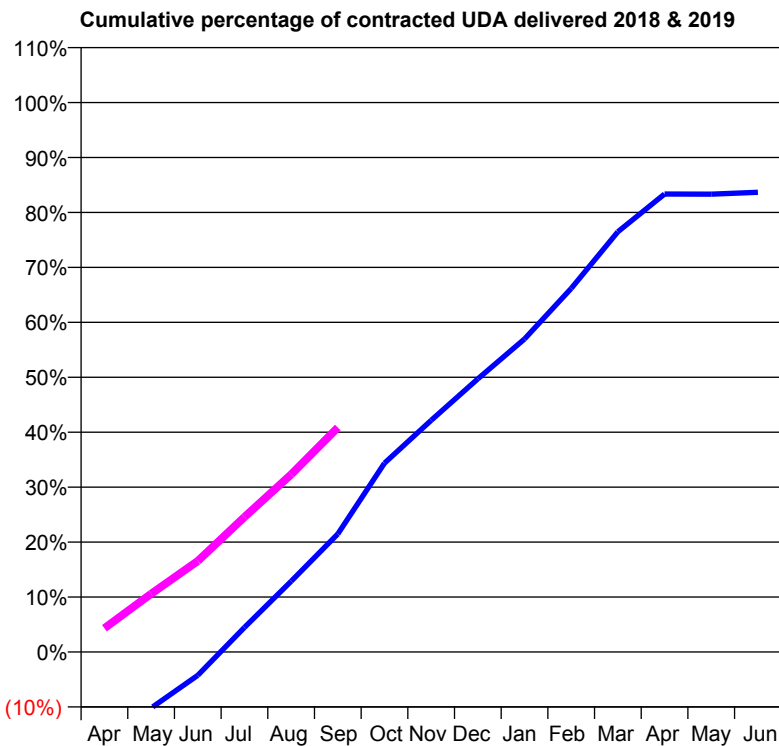
18/19 Contracted general activity (UDA)	14,326
Carry forward general activity (UDA)	0
18/19 Contracted orthodontic activity (UOA)	0
Carry forward orthodontic activity (UOA)	0
Baseline contract value	£323,375.21

### ACCESS\*

Patients seen in 24 months	Total	Change since previous quarter
Quarter ending September 2017	6,932	
Quarter ending December 2017	6,883	→
Quarter ending March 2018	6,947	→
Quarter ending June 2018	6,932	→
Quarter ending September 2018	6,927	→
<b>Variance since September 2017</b>	<b>(0.1%)</b>	<b>→</b>



### ACTIVITY



Month	Adjusted Scheduled Activity (UDA)	
	2018	2019
April	-2,914	622
May	-1,466	1,517
June	-611	2,373
July	641	3,520
August	1,845	4,630
September	3,079	5,852
October	4,923	
November	6,039	
December	7,123	
January	8,162	
February	9,478	
March	10,956	
April	11,940	
May	11,936	
June	11,986	

### QUALITY

	Quantity	Base Number	Contract	AT	Region	England
% of FP17s for the same patient ID Re-attending within 3 months - Children	83	1,291	6.4%	9.4%	11.4%	11.6%
% of FP17s for the same patient ID Re-attending within 3 months - Adults	464	3,335	13.9%	13.8%	15.0%	15.5%
% of FP17s for the same patient ID Re-attending between 3 & 9 months - Children	808	1,291	62.6%	61.4%	59.9%	58.8%
% of FP17s for the same patient ID Re-attending between 3 & 9 months - Adults	1,581	3,335	47.4%	52.7%	52.0%	51.1%
% of FP17s for Band 1 Urgent Courses	277	3,643	7.6%	7.6%	8.0%	9.0%
% of FP17s Relating to Free Repair or Replacements	17	3,643	0.5%	0.8%	0.8%	0.8%
% of FP17s Relating to Continuations	5	3,643	0.1%	0.9%	0.9%	0.9%
% of Patients satisfied with the dentistry they have received	3	3	N/A	93.3%	93.5%	93.3%
% of Patients satisfied with the time they had to wait for an appointment	3	3	N/A	86.3%	89.1%	88.9%

\* This is based on patients treated on this contract for their most recent course of treatment. Figures in italics indicate the base number of FP17s or Patient Questionnaire responses are less than 100. N/A is shown where the base number of responses is less than 10 during the period. % is calculated as Quantity/Base number\*100

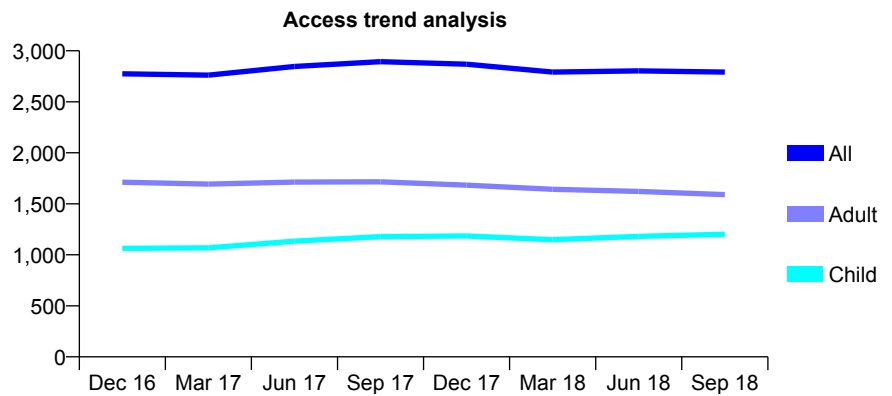
## Q59 - Vital Signs At a Glance Contract Report for 157813/0001 - September 2018

Name or company name	H.S. Virdee (Home Farm) Ltd.
Contract type name	GDS Contract
Purpose of contract	General and Orthodontic
Contract start date	01/09/2009
Contract end date	

18/19 Contracted general activity (UDA)	8,251
Carry forward general activity (UDA)	-159
18/19 Contracted orthodontic activity (UOA)	125
Carry forward orthodontic activity (UOA)	0
Baseline contract value	£218,625.16

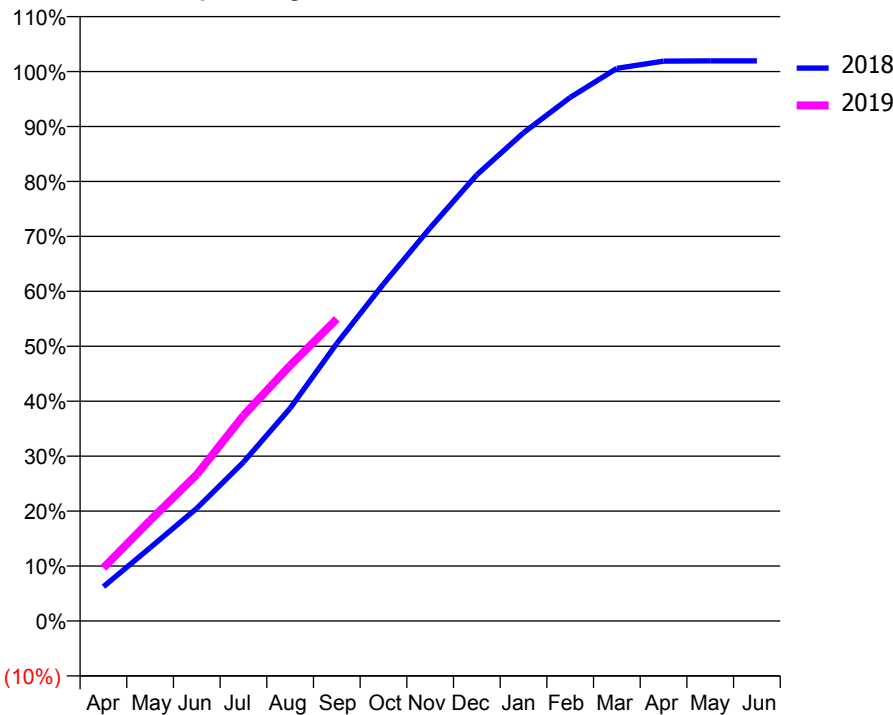
### ACCESS\*

Patients seen in 24 months	Total	Change since previous quarter
Quarter ending September 2017	2,894	
Quarter ending December 2017	2,868	→
Quarter ending March 2018	2,792	↓
Quarter ending June 2018	2,803	→
Quarter ending September 2018	2,792	→
<b>Variance since September 2017</b>	<b>(3.5%)</b>	<b>↓</b>



### ACTIVITY

Cumulative percentage of contracted UDA delivered 2018 & 2019



Month	Adjusted Scheduled Activity (UDA)	
	2018	2019
April	515	799
May	1,101	1,512
June	1,693	2,199
July	2,387	3,086
August	3,195	3,838
September	4,168	4,536
October	5,060	
November	5,904	
December	6,701	
January	7,330	
February	7,861	
March	8,298	
April	8,407	
May	8,410	
June	8,410	

### QUALITY

	Quantity	Base Number	Contract	AT	Region	England
% of FP17s for the same patient ID Re-attending within 3 months - Children	43	750	5.7%	9.4%	11.4%	11.6%
% of FP17s for the same patient ID Re-attending within 3 months - Adults	127	985	12.9%	13.8%	15.0%	15.5%
% of FP17s for the same patient ID Re-attending between 3 & 9 months - Children	361	750	48.1%	61.4%	59.9%	58.8%
% of FP17s for the same patient ID Re-attending between 3 & 9 months - Adults	463	985	47.0%	52.7%	52.0%	51.1%
% of FP17s for Band 1 Urgent Courses	70	1,654	4.2%	7.6%	8.0%	9.0%
% of FP17s Relating to Free Repair or Replacements	9	1,654	0.5%	0.8%	0.8%	0.8%
% of FP17s Relating to Continuations	20	1,654	1.2%	0.9%	0.9%	0.9%
% of Patients satisfied with the dentistry they have received	1	1	N/A	93.3%	93.5%	93.3%
% of Patients satisfied with the time they had to wait for an appointment	1	1	N/A	86.3%	89.1%	88.9%

\* This is based on patients treated on this contract for their most recent course of treatment. Figures in italics indicate the base number of FP17s or Patient Questionnaire responses are less than 100. N/A is shown where the base number of responses is less than 10 during the period. % is calculated as Quantity/Base number\*100

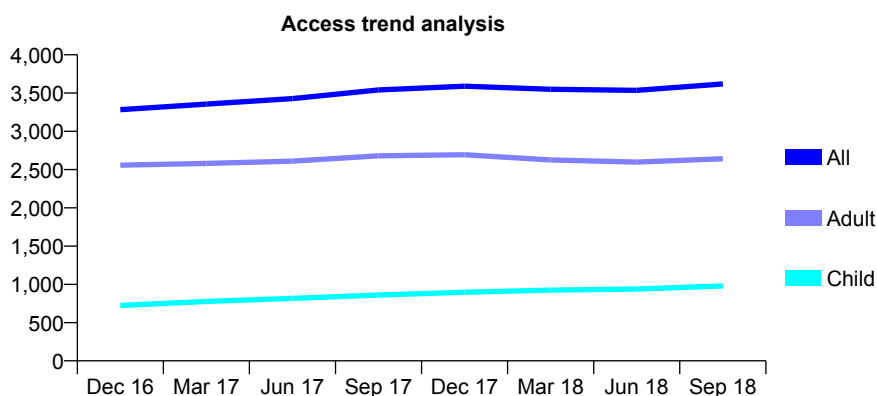
## Q59 - Vital Signs At a Glance Contract Report for 159212/0001 - September 2018

Name or company name	J Ahmad, M Hallen, A Persson & A Alfreds
Contract type name	GDS Contract
Purpose of contract	General
Contract start date	05/10/2009
Contract end date	

18/19 Contracted general activity (UDA)	9,188
Carry forward general activity (UDA)	167
18/19 Contracted orthodontic activity (UOA)	0
Carry forward orthodontic activity (UOA)	0
Baseline contract value	£232,821.06

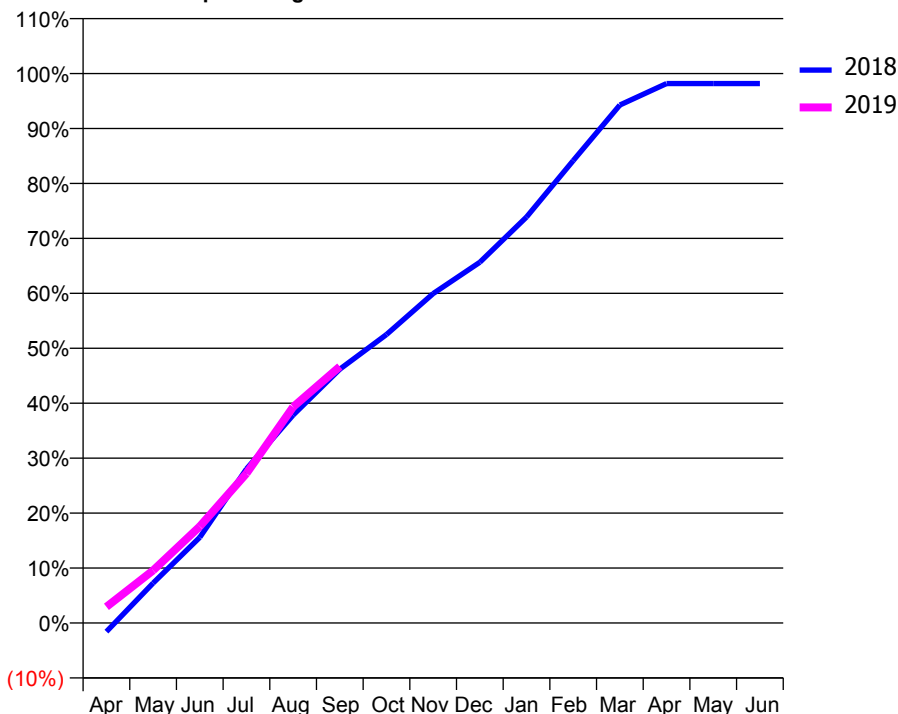
### ACCESS\*

Patients seen in 24 months	Total	Change since previous quarter
Quarter ending September 2017	3,541	
Quarter ending December 2017	3,590	→
Quarter ending March 2018	3,549	↓
Quarter ending June 2018	3,536	→
Quarter ending September 2018	3,619	↑
<b>Variance since September 2017</b>	<b>2.2%</b>	<b>↑</b>



### ACTIVITY

Cumulative percentage of contracted UDA delivered 2018 & 2019



Adjusted Scheduled Activity (UDA)

Month	2018	2019
April	-146	271
May	668	880
June	1,432	1,616
July	2,576	2,500
August	3,477	3,613
September	4,245	4,290
October	4,823	
November	5,509	
December	6,032	
January	6,789	
February	7,732	
March	8,661	
April	9,021	
May	9,021	
June	9,021	

### QUALITY

	Quantity	Base Number	Contract	AT	Region	England
% of FP17s for the same patient ID Re-attending within 3 months - Children	37	681	5.4%	9.4%	11.4%	11.6%
% of FP17s for the same patient ID Re-attending within 3 months - Adults	184	1,694	10.9%	13.8%	15.0%	15.5%
% of FP17s for the same patient ID Re-attending between 3 & 9 months - Children	399	681	58.6%	61.4%	59.9%	58.8%
% of FP17s for the same patient ID Re-attending between 3 & 9 months - Adults	992	1,694	58.6%	52.7%	52.0%	51.1%
% of FP17s for Band 1 Urgent Courses	74	2,184	3.4%	7.6%	8.0%	9.0%
% of FP17s Relating to Free Repair or Replacements	19	2,184	0.9%	0.8%	0.8%	0.8%
% of FP17s Relating to Continuations	22	2,184	1.0%	0.9%	0.9%	0.9%
% of Patients satisfied with the dentistry they have received	9	9	N/A	93.3%	93.5%	93.3%
% of Patients satisfied with the time they had to wait for an appointment	9	9	N/A	86.3%	89.1%	88.9%

\* This is based on patients treated on this contract for their most recent course of treatment. Figures in italics indicate the base number of FP17s or Patient Questionnaire responses are less than 100. N/A is shown where the base number of responses is less than 10 during the period. % is calculated as Quantity/Base number\*100

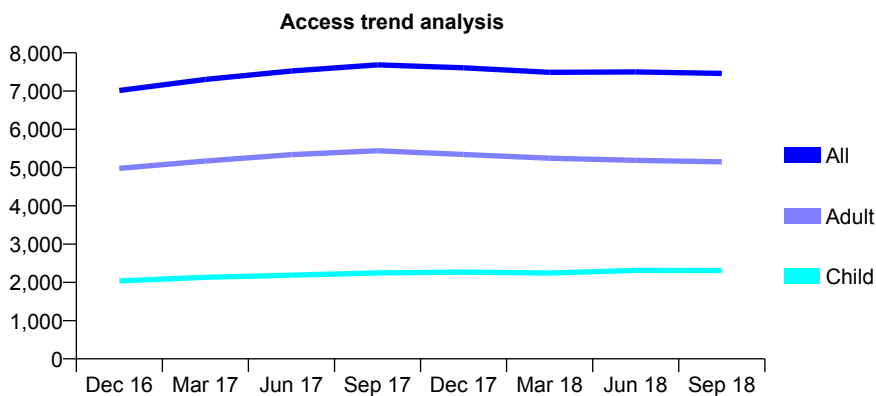
## Q59 - Vital Signs At a Glance Contract Report for 160652/0001 - September 2018

Name or company name	Carillon Dental Care Limited
Contract type name	Pilot Contract
Purpose of contract	General
Contract start date	01/05/2014
Contract end date	

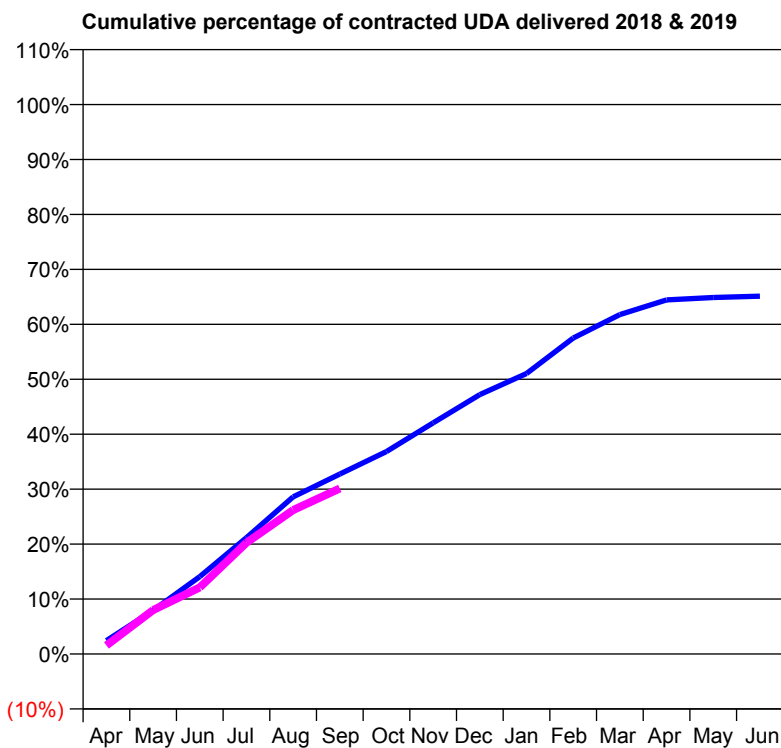
18/19 Contracted general activity (UDA)	21,417
Carry forward general activity (UDA)	0
18/19 Contracted orthodontic activity (UOA)	0
Carry forward orthodontic activity (UOA)	0
Baseline contract value	£554,893.92

### ACCESS\*

Patients seen in 24 months	Total	Change since previous quarter
Quarter ending September 2017	7,684	
Quarter ending December 2017	7,608	→
Quarter ending March 2018	7,488	↓
Quarter ending June 2018	7,500	→
Quarter ending September 2018	7,460	→
<b>Variance since September 2017</b>	<b>(2.9%)</b>	<b>↓</b>



### ACTIVITY



Month	Adjusted Scheduled Activity (UDA)	
	2018	2019
April	520	338
May	1,703	1,715
June	3,018	2,598
July	4,537	4,339
August	6,122	5,613
September	7,015	6,454
October	7,894	
November	9,011	
December	10,112	
January	10,931	
February	12,316	
March	13,230	
April	13,800	
May	13,896	
June	13,947	

### QUALITY

	Quantity	Base Number	Contract	AT	Region	England
% of FP17s for the same patient ID Re-attending within 3 months - Children	71	1,086	6.5%	9.4%	11.4%	11.6%
% of FP17s for the same patient ID Re-attending within 3 months - Adults	291	2,324	12.5%	13.8%	15.0%	15.5%
% of FP17s for the same patient ID Re-attending between 3 & 9 months - Children	226	1,086	20.8%	61.4%	59.9%	58.8%
% of FP17s for the same patient ID Re-attending between 3 & 9 months - Adults	412	2,324	17.7%	52.7%	52.0%	51.1%
% of FP17s for Band 1 Urgent Courses	234	2,797	8.4%	7.6%	8.0%	9.0%
% of FP17s Relating to Free Repair or Replacements	27	2,797	1.0%	0.8%	0.8%	0.8%
% of FP17s Relating to Continuations	13	2,797	0.5%	0.9%	0.9%	0.9%
% of Patients satisfied with the dentistry they have received	2	2	N/A	93.3%	93.5%	93.3%
% of Patients satisfied with the time they had to wait for an appointment	1	2	N/A	86.3%	89.1%	88.9%

\* This is based on patients treated on this contract for their most recent course of treatment. Figures in italics indicate the base number of FP17s or Patient Questionnaire responses are less than 100. N/A is shown where the base number of responses is less than 10 during the period. % is calculated as Quantity/Base number\*100

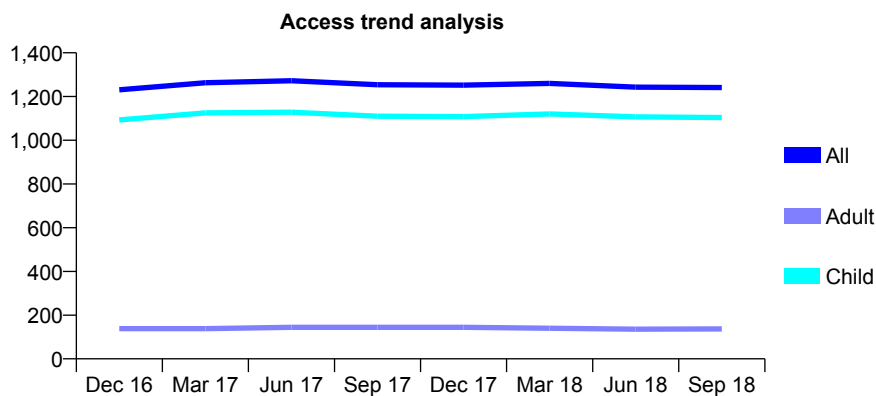
## Q59 - Vital Signs At a Glance Contract Report for 161047/0001 - September 2018

Name or company name	Mr M Koria & Mrs S Moncur
Contract type name	GDS Contract
Purpose of contract	General
Contract start date	01/05/2012
Contract end date	

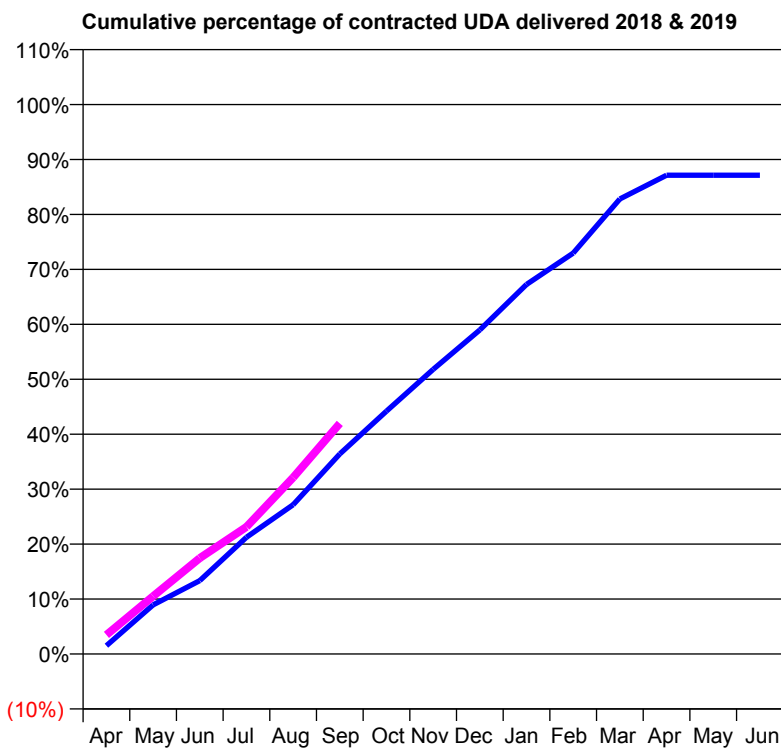
18/19 Contracted general activity (UDA)	2,950
Carry forward general activity (UDA)	0
18/19 Contracted orthodontic activity (UOA)	0
Carry forward orthodontic activity (UOA)	0
Baseline contract value	£68,743.24

### ACCESS\*

Patients seen in 24 months	Total	Change since previous quarter
Quarter ending September 2017	1,254	
Quarter ending December 2017	1,252	→
Quarter ending March 2018	1,260	→
Quarter ending June 2018	1,243	↓
Quarter ending September 2018	1,241	→
<b>Variance since September 2017</b>	<b>(1.0%)</b>	<b>↓</b>



### ACTIVITY



Adjusted Scheduled Activity (UDA)		
Month	2018	2019
April	45	103
May	264	310
June	394	515
July	627	683
August	801	947
September	1,074	1,238
October	1,304	
November	1,528	
December	1,740	
January	1,984	
February	2,153	
March	2,443	
April	2,570	
May	2,570	
June	2,570	

### QUALITY

	Quantity	Base Number	Contract	AT	Region	England
% of FP17s for the same patient ID Re-attending within 3 months - Children	58	937	6.2%	9.4%	11.4%	11.6%
% of FP17s for the same patient ID Re-attending within 3 months - Adults	2	39	5.1%	13.8%	15.0%	15.5%
% of FP17s for the same patient ID Re-attending between 3 & 9 months - Children	647	937	69.1%	61.4%	59.9%	58.8%
% of FP17s for the same patient ID Re-attending between 3 & 9 months - Adults	23	39	59.0%	52.7%	52.0%	51.1%
% of FP17s for Band 1 Urgent Courses	39	882	4.4%	7.6%	8.0%	9.0%
% of FP17s Relating to Free Repair or Replacements	0	882	0.0%	0.8%	0.8%	0.8%
% of FP17s Relating to Continuations	11	882	1.2%	0.9%	0.9%	0.9%
% of Patients satisfied with the dentistry they have received	0	0	N/A	93.3%	93.5%	93.3%
% of Patients satisfied with the time they had to wait for an appointment	0	0	N/A	86.3%	89.1%	88.9%

\* This is based on patients treated on this contract for their most recent course of treatment. Figures in italics indicate the base number of FP17s or Patient Questionnaire responses are less than 100. N/A is shown where the base number of responses is less than 10 during the period. % is calculated as Quantity/Base number\*100

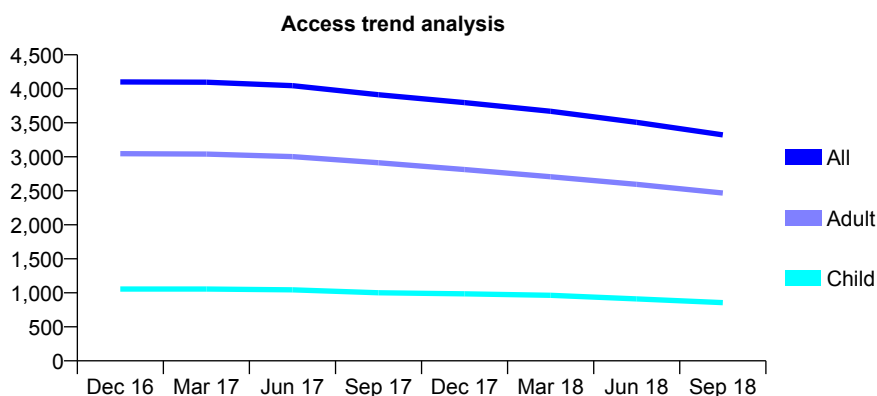
## Q59 - Vital Signs At a Glance Contract Report for 161489/0001 - September 2018

Name or company name	Olive Tree Dental Practice Limited
Contract type name	GDS Contract
Purpose of contract	General
Contract start date	14/02/2012
Contract end date	

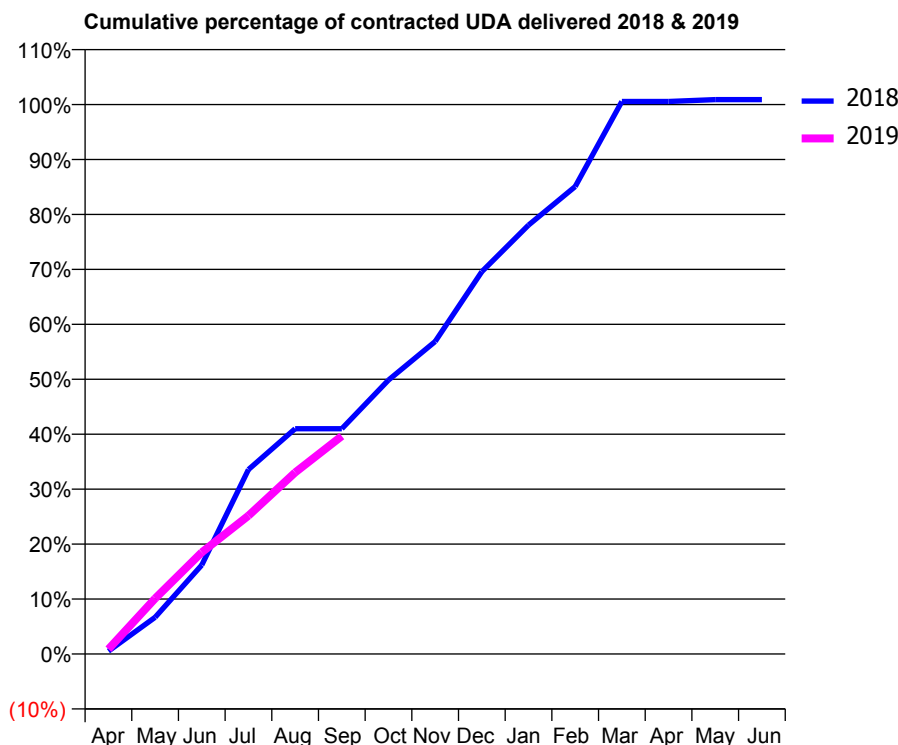
18/19 Contracted general activity (UDA)	11,510
Carry forward general activity (UDA)	-103
18/19 Contracted orthodontic activity (UOA)	0
Carry forward orthodontic activity (UOA)	0
Baseline contract value	£241,440.68

### ACCESS\*

Patients seen in 24 months	Total	Change since previous quarter
Quarter ending September 2017	3,913	
Quarter ending December 2017	3,798	↓
Quarter ending March 2018	3,669	↓
Quarter ending June 2018	3,506	↓
Quarter ending September 2018	3,323	↓
<b>Variance since September 2017</b>	<b>(15.1%)</b>	<b>↓</b>



### ACTIVITY



Month	Adjusted Scheduled Activity (UDA)	
	2018	2019
April	61	103
May	769	1,163
June	1,866	2,129
July	3,864	2,898
August	4,720	3,803
September	4,720	4,565
October	5,739	
November	6,547	
December	8,010	
January	8,983	
February	9,791	
March	11,574	
April	11,574	
May	11,613	
June	11,613	

### QUALITY

	Quantity	Base Number	Contract	AT	Region	England
% of FP17s for the same patient ID Re-attending within 3 months - Children	30	558	5.4%	9.4%	11.4%	11.6%
% of FP17s for the same patient ID Re-attending within 3 months - Adults	239	1,748	13.7%	13.8%	15.0%	15.5%
% of FP17s for the same patient ID Re-attending between 3 & 9 months - Children	438	558	78.5%	61.4%	59.9%	58.8%
% of FP17s for the same patient ID Re-attending between 3 & 9 months - Adults	1,261	1,748	72.1%	52.7%	52.0%	51.1%
% of FP17s for Band 1 Urgent Courses	98	2,292	4.3%	7.6%	8.0%	9.0%
% of FP17s Relating to Free Repair or Replacements	67	2,292	2.9%	0.8%	0.8%	0.8%
% of FP17s Relating to Continuations	28	2,292	1.2%	0.9%	0.9%	0.9%
% of Patients satisfied with the dentistry they have received	2	2	N/A	93.3%	93.5%	93.3%
% of Patients satisfied with the time they had to wait for an appointment	2	2	N/A	86.3%	89.1%	88.9%

\* This is based on patients treated on this contract for their most recent course of treatment. Figures in italics indicate the base number of FP17s or Patient Questionnaire responses are less than 100. N/A is shown where the base number of responses is less than 10 during the period. % is calculated as Quantity/Base number\*100

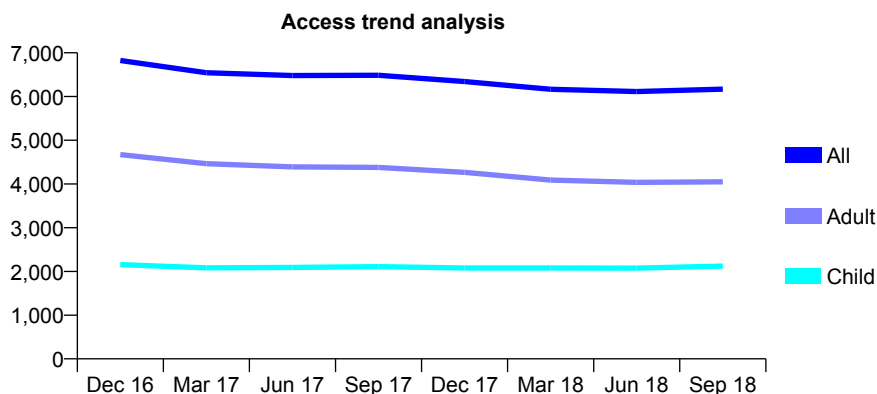
## Q59 - Vital Signs At a Glance Contract Report for 162078/0001 - September 2018

Name or company name	Dr Hindocha Ltd.
Contract type name	GDS Contract
Purpose of contract	General
Contract start date	01/05/2007
Contract end date	

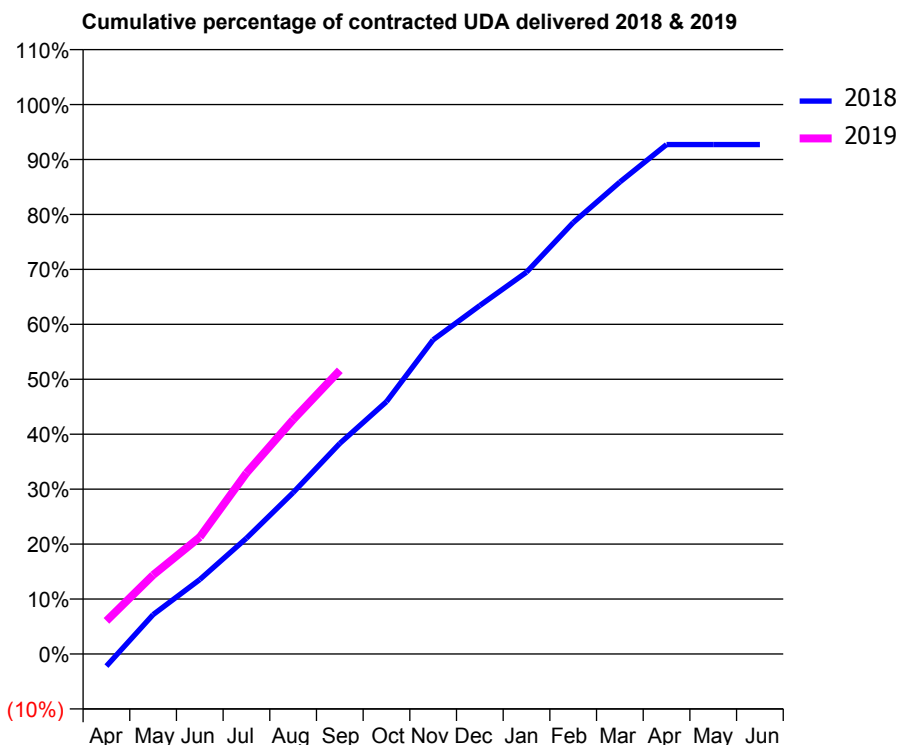
18/19 Contracted general activity (UDA)	15,789
Carry forward general activity (UDA)	0
18/19 Contracted orthodontic activity (UOA)	0
Carry forward orthodontic activity (UOA)	0
Baseline contract value	£410,947.35

### ACCESS\*

Patients seen in 24 months	Total	Change since previous quarter
Quarter ending September 2017	6,486	
Quarter ending December 2017	6,344	↓
Quarter ending March 2018	6,167	↓
Quarter ending June 2018	6,114	→
Quarter ending September 2018	6,170	→
<b>Variance since September 2017</b>	<b>(4.9%)</b>	<b>↓</b>



### ACTIVITY



Adjusted Scheduled Activity (UDA)		
Month	2018	2019
April	-350	951
May	1,131	2,271
June	2,140	3,360
July	3,327	5,203
August	4,639	6,733
September	6,053	8,150
October	7,252	
November	9,030	
December	10,015	
January	10,970	
February	12,398	
March	13,563	
April	14,638	
May	14,639	
June	14,639	

### QUALITY

	Quantity	Base Number	Contract	AT	Region	England
% of FP17s for the same patient ID Re-attending within 3 months - Children	82	1,373	6.0%	9.4%	11.4%	11.6%
% of FP17s for the same patient ID Re-attending within 3 months - Adults	441	2,500	17.6%	13.8%	15.0%	15.5%
% of FP17s for the same patient ID Re-attending between 3 & 9 months - Children	546	1,373	39.8%	61.4%	59.9%	58.8%
% of FP17s for the same patient ID Re-attending between 3 & 9 months - Adults	807	2,500	32.3%	52.7%	52.0%	51.1%
% of FP17s for Band 1 Urgent Courses	427	3,334	12.8%	7.6%	8.0%	9.0%
% of FP17s Relating to Free Repair or Replacements	40	3,334	1.2%	0.8%	0.8%	0.8%
% of FP17s Relating to Continuations	40	3,334	1.2%	0.9%	0.9%	0.9%
% of Patients satisfied with the dentistry they have received	1	1	N/A	93.3%	93.5%	93.3%
% of Patients satisfied with the time they had to wait for an appointment	1	1	N/A	86.3%	89.1%	88.9%

\* This is based on patients treated on this contract for their most recent course of treatment. Figures in italics indicate the base number of FP17s or Patient Questionnaire responses are less than 100. N/A is shown where the base number of responses is less than 10 during the period. % is calculated as Quantity/Base number\*100



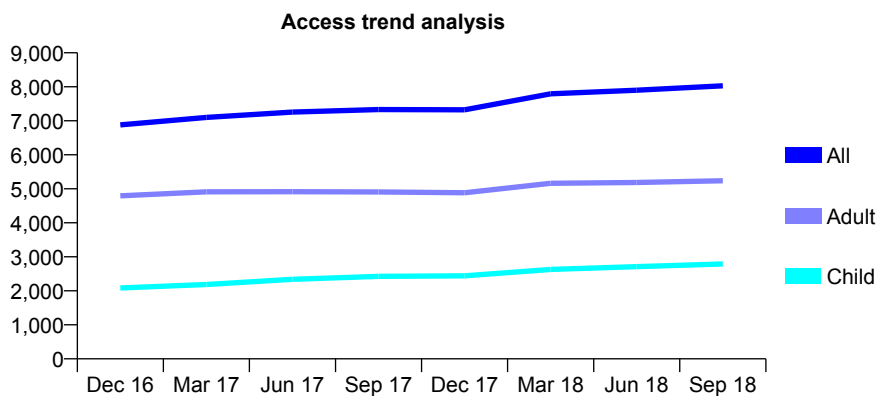
## Q59 - Vital Signs At a Glance Contract Report for 162078/0002 - September 2018

Name or company name	Dr Hindocha Ltd.
Contract type name	GDS Contract
Purpose of contract	General
Contract start date	01/05/2007
Contract end date	

18/19 Contracted general activity (UDA)	23,226
Carry forward general activity (UDA)	0
18/19 Contracted orthodontic activity (UOA)	0
Carry forward orthodontic activity (UOA)	0
Baseline contract value	£597,119.34

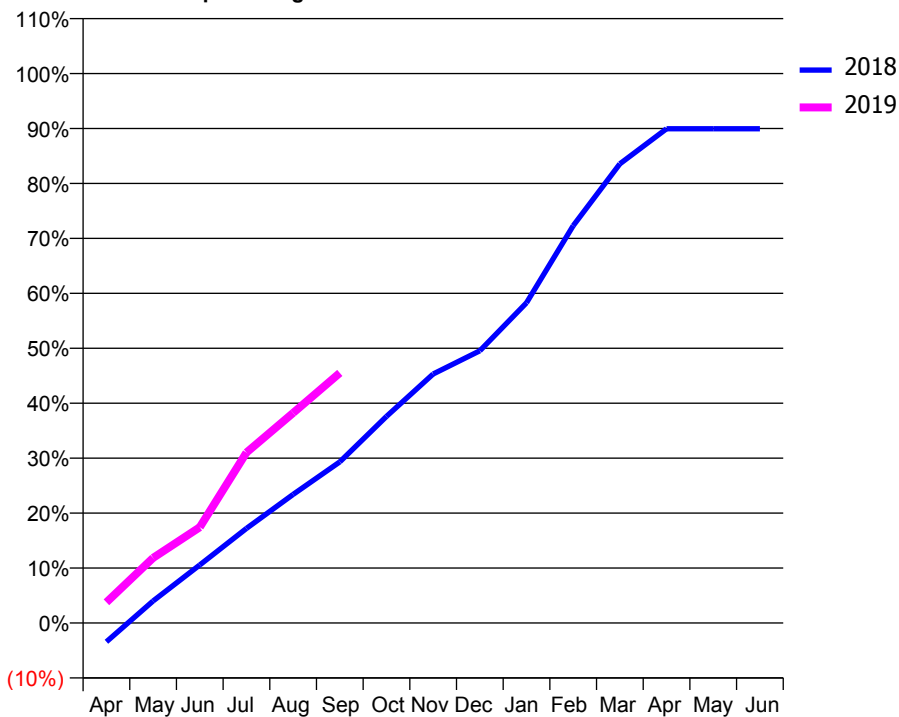
### ACCESS\*

Patients seen in 24 months	Total	Change since previous quarter
Quarter ending September 2017	7,333	
Quarter ending December 2017	7,324	→
Quarter ending March 2018	7,794	↑
Quarter ending June 2018	7,900	→
Quarter ending September 2018	8,030	→
<b>Variance since September 2017</b>	<b>9.5%</b>	<b>↑</b>



### ACTIVITY

**Cumulative percentage of contracted UDA delivered 2018 & 2019**



Month	Adjusted Scheduled Activity (UDA)	
	2018	2019
April	-795	877
May	933	2,754
June	2,454	4,047
July	4,001	7,203
August	5,436	8,878
September	6,809	10,572
October	8,734	
November	10,527	
December	11,504	
January	13,534	
February	16,792	
March	19,406	
April	20,891	
May	20,891	
June	20,891	

### QUALITY

	Quantity	Base Number	Contract	AT	Region	England
% of FP17s for the same patient ID Re-attending within 3 months - Children	173	1,728	10.0%	9.4%	11.4%	11.6%
% of FP17s for the same patient ID Re-attending within 3 months - Adults	606	3,062	19.8%	13.8%	15.0%	15.5%
% of FP17s for the same patient ID Re-attending between 3 & 9 months - Children	680	1,728	39.4%	61.4%	59.9%	58.8%
% of FP17s for the same patient ID Re-attending between 3 & 9 months - Adults	1,005	3,062	32.8%	52.7%	52.0%	51.1%
% of FP17s for Band 1 Urgent Courses	796	4,240	18.8%	7.6%	8.0%	9.0%
% of FP17s Relating to Free Repair or Replacements	38	4,240	0.9%	0.8%	0.8%	0.8%
% of FP17s Relating to Continuations	90	4,240	2.1%	0.9%	0.9%	0.9%
% of Patients satisfied with the dentistry they have received	6	7	N/A	93.3%	93.5%	93.3%
% of Patients satisfied with the time they had to wait for an appointment	4	7	N/A	86.3%	89.1%	88.9%

\* This is based on patients treated on this contract for their most recent course of treatment. Figures in italics indicate the base number of FP17s or Patient Questionnaire responses are less than 100. N/A is shown where the base number of responses is less than 10 during the period. % is calculated as Quantity/Base number\*100

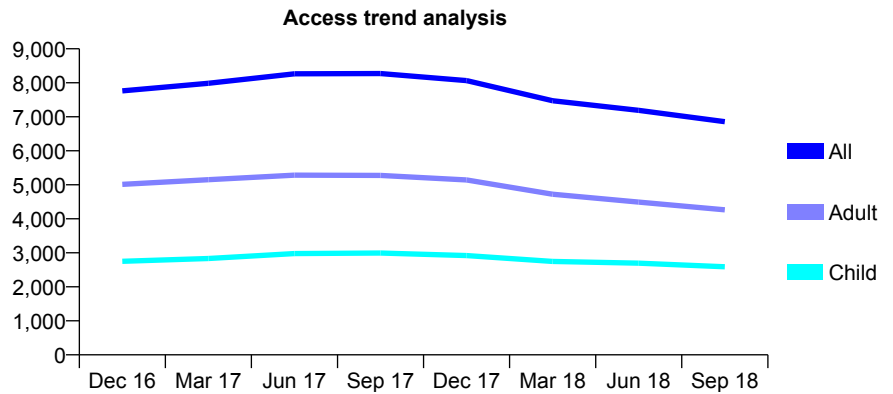
## Q59 - Vital Signs At a Glance Contract Report for 162078/0003 - September 2018

Name or company name	Dr Hindocha Ltd.
Contract type name	GDS Contract
Purpose of contract	General
Contract start date	01/05/2007
Contract end date	

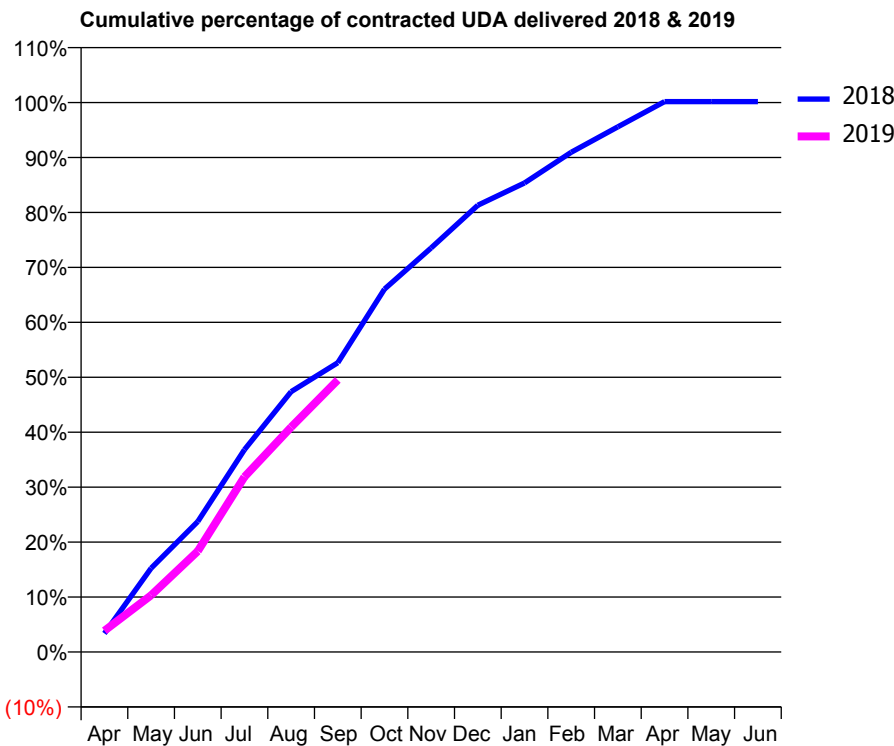
18/19 Contracted general activity (UDA)	17,811
Carry forward general activity (UDA)	-30
18/19 Contracted orthodontic activity (UOA)	0
Carry forward orthodontic activity (UOA)	0
Baseline contract value	£465,596.17

### ACCESS\*

Patients seen in 24 months	Total	Change since previous quarter
Quarter ending September 2017	8,272	
Quarter ending December 2017	8,064	↓
Quarter ending March 2018	7,471	↓
Quarter ending June 2018	7,189	↓
Quarter ending September 2018	6,856	↓
<b>Variance since September 2017</b>	<b>(17.1%)</b>	<b>↓</b>



### ACTIVITY



Month	Adjusted Scheduled Activity (UDA)	
	2018	2019
April	605	689
May	2,718	1,840
June	4,229	3,268
July	6,560	5,678
August	8,438	7,288
September	9,378	8,819
October	11,765	
November	13,100	
December	14,482	
January	15,205	
February	16,196	
March	17,022	
April	17,841	
May	17,841	
June	17,841	

### QUALITY

	Quantity	Base Number	Contract	AT	Region	England
% of FP17s for the same patient ID Re-attending within 3 months - Children	123	1,581	7.8%	9.4%	11.4%	11.6%
% of FP17s for the same patient ID Re-attending within 3 months - Adults	554	2,472	22.4%	13.8%	15.0%	15.5%
% of FP17s for the same patient ID Re-attending between 3 & 9 months - Children	562	1,581	35.5%	61.4%	59.9%	58.8%
% of FP17s for the same patient ID Re-attending between 3 & 9 months - Adults	727	2,472	29.4%	52.7%	52.0%	51.1%
% of FP17s for Band 1 Urgent Courses	473	3,670	12.9%	7.6%	8.0%	9.0%
% of FP17s Relating to Free Repair or Replacements	76	3,670	2.1%	0.8%	0.8%	0.8%
% of FP17s Relating to Continuations	22	3,670	0.6%	0.9%	0.9%	0.9%
% of Patients satisfied with the dentistry they have received	1	2	N/A	93.3%	93.5%	93.3%
% of Patients satisfied with the time they had to wait for an appointment	1	2	N/A	86.3%	89.1%	88.9%

\* This is based on patients treated on this contract for their most recent course of treatment. Figures in italics indicate the base number of FP17s or Patient Questionnaire responses are less than 100. N/A is shown where the base number of responses is less than 10 during the period. % is calculated as Quantity/Base number\*100

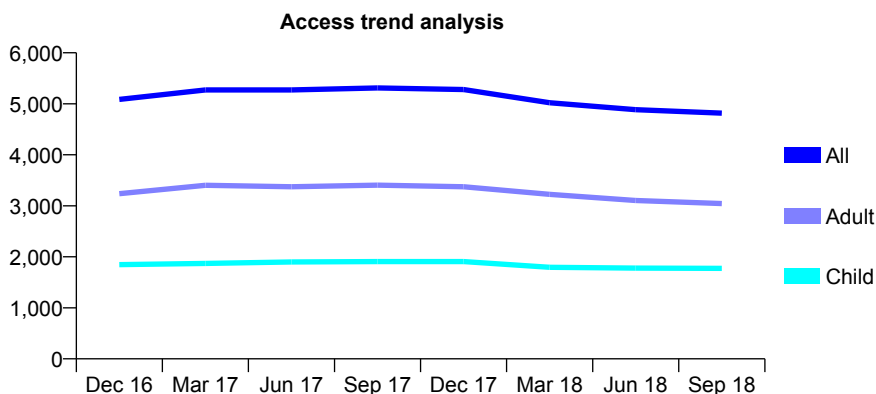
## Q59 - Vital Signs At a Glance Contract Report for 162078/0004 - September 2018

Name or company name	Dr Hindocha Ltd.
Contract type name	GDS Contract
Purpose of contract	General
Contract start date	01/05/2007
Contract end date	

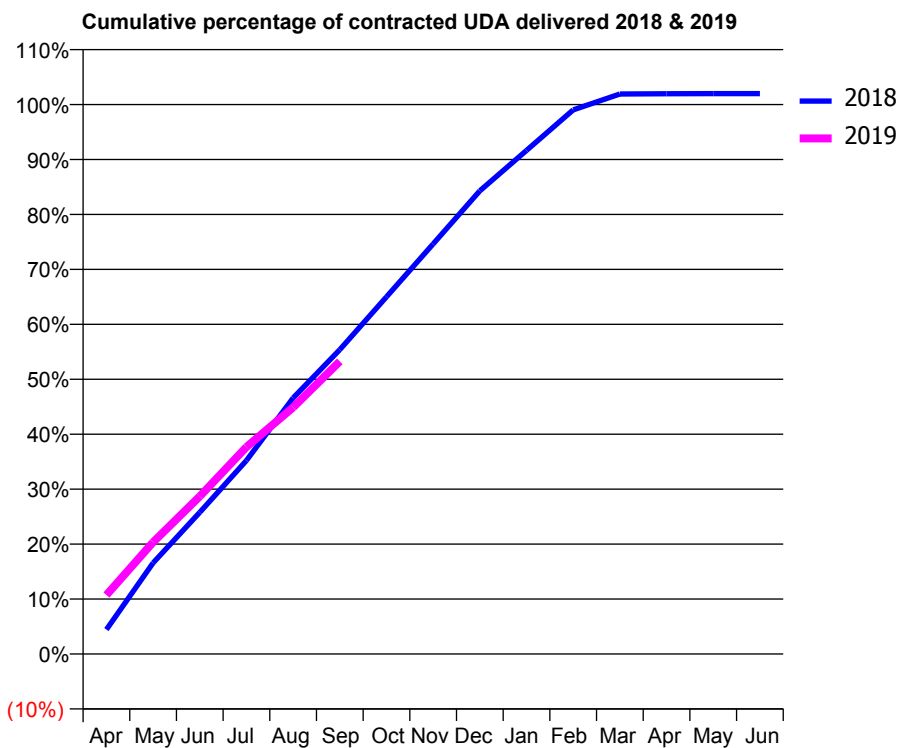
18/19 Contracted general activity (UDA)	11,036
Carry forward general activity (UDA)	-218
18/19 Contracted orthodontic activity (UOA)	0
Carry forward orthodontic activity (UOA)	0
Baseline contract value	£262,594.56

### ACCESS\*

Patients seen in 24 months	Total	Change since previous quarter
Quarter ending September 2017	5,312	
Quarter ending December 2017	5,280	→
Quarter ending March 2018	5,021	↓
Quarter ending June 2018	4,884	↓
Quarter ending September 2018	4,818	↓
<b>Variance since September 2017</b>	<b>(9.3%)</b>	<b>↓</b>



### ACTIVITY



Month	Adjusted Scheduled Activity (UDA)	
	2018	2019
April	492	1,184
May	1,831	2,246
June	2,846	3,166
July	3,886	4,158
August	5,144	4,954
September	6,112	5,877
October	7,172	
November	8,236	
December	9,302	
January	10,113	
February	10,929	
March	11,248	
April	11,251	
May	11,254	
June	11,254	

### QUALITY

	Quantity	Base Number	Contract	AT	Region	England
% of FP17s for the same patient ID Re-attending within 3 months - Children	81	913	8.9%	9.4%	11.4%	11.6%
% of FP17s for the same patient ID Re-attending within 3 months - Adults	243	1,473	16.5%	13.8%	15.0%	15.5%
% of FP17s for the same patient ID Re-attending between 3 & 9 months - Children	276	913	30.2%	61.4%	59.9%	58.8%
% of FP17s for the same patient ID Re-attending between 3 & 9 months - Adults	422	1,473	28.6%	52.7%	52.0%	51.1%
% of FP17s for Band 1 Urgent Courses	349	2,384	14.6%	7.6%	8.0%	9.0%
% of FP17s Relating to Free Repair or Replacements	45	2,384	1.9%	0.8%	0.8%	0.8%
% of FP17s Relating to Continuations	55	2,384	2.3%	0.9%	0.9%	0.9%
% of Patients satisfied with the dentistry they have received	3	3	N/A	93.3%	93.5%	93.3%
% of Patients satisfied with the time they had to wait for an appointment	3	3	N/A	86.3%	89.1%	88.9%

\* This is based on patients treated on this contract for their most recent course of treatment. Figures in italics indicate the base number of FP17s or Patient Questionnaire responses are less than 100. N/A is shown where the base number of responses is less than 10 during the period. % is calculated as Quantity/Base number\*100

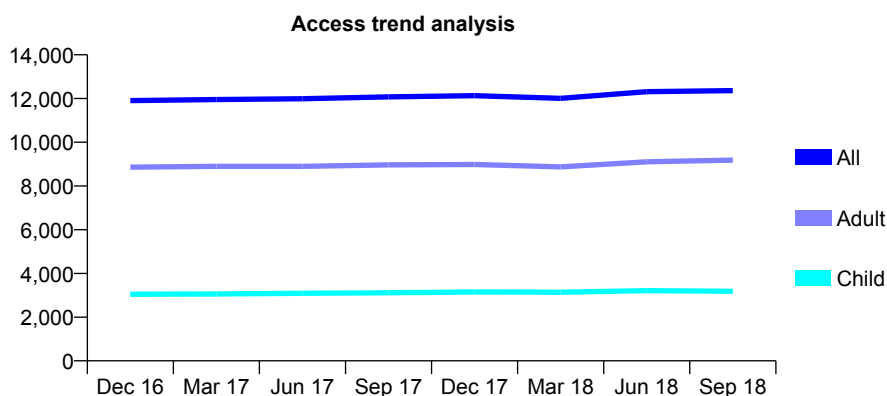
## Q59 - Vital Signs At a Glance Contract Report for 164275/0001 - September 2018

Name or company name	Patel and Hanji
Contract type name	GDS Contract
Purpose of contract	General
Contract start date	01/02/2012
Contract end date	

18/19 Contracted general activity (UDA)	36,421
Carry forward general activity (UDA)	-109
18/19 Contracted orthodontic activity (UOA)	0
Carry forward orthodontic activity (UOA)	0
Baseline contract value	£801,109.80

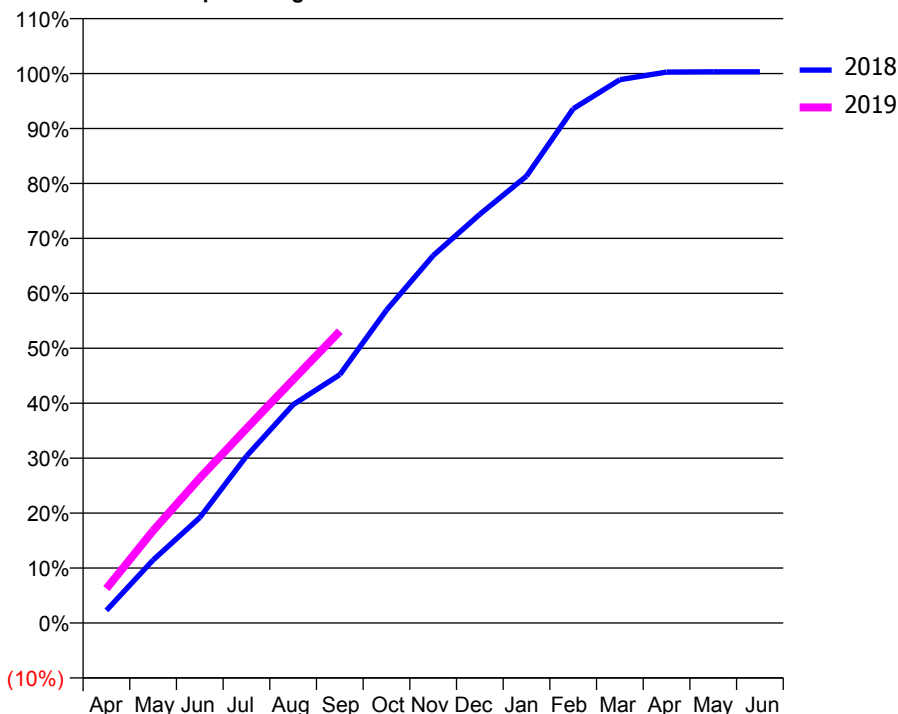
### ACCESS\*

Patients seen in 24 months	Total	Change since previous quarter
Quarter ending September 2017	12,077	
Quarter ending December 2017	12,130	→
Quarter ending March 2018	12,008	↓
Quarter ending June 2018	12,316	↑
Quarter ending September 2018	12,365	→
<b>Variance since September 2017</b>	<b>2.4%</b>	<b>↑</b>



### ACTIVITY

Cumulative percentage of contracted UDA delivered 2018 & 2019



Month	Adjusted Scheduled Activity (UDA)	
	2018	2019
April	834	2,286
May	4,175	6,118
June	6,987	9,612
July	11,065	12,891
August	14,475	16,122
September	16,460	19,339
October	20,743	
November	24,352	
December	27,094	
January	29,619	
February	34,086	
March	36,012	
April	36,519	
May	36,531	
June	36,530	

### QUALITY

	Quantity	Base Number	Contract	AT	Region	England
% of FP17s for the same patient ID Re-attending within 3 months - Children	223	2,575	8.7%	9.4%	11.4%	11.6%
% of FP17s for the same patient ID Re-attending within 3 months - Adults	844	6,298	13.4%	13.8%	15.0%	15.5%
% of FP17s for the same patient ID Re-attending between 3 & 9 months - Children	1,520	2,575	59.0%	61.4%	59.9%	58.8%
% of FP17s for the same patient ID Re-attending between 3 & 9 months - Adults	3,185	6,298	50.6%	52.7%	52.0%	51.1%
% of FP17s for Band 1 Urgent Courses	831	8,636	9.6%	7.6%	8.0%	9.0%
% of FP17s Relating to Free Repair or Replacements	205	8,636	2.4%	0.8%	0.8%	0.8%
% of FP17s Relating to Continuations	66	8,636	0.8%	0.9%	0.9%	0.9%
% of Patients satisfied with the dentistry they have received	10	11	90.9%	93.3%	93.5%	93.3%
% of Patients satisfied with the time they had to wait for an appointment	8	11	72.7%	86.3%	89.1%	88.9%

\* This is based on patients treated on this contract for their most recent course of treatment. Figures in italics indicate the base number of FP17s or Patient Questionnaire responses are less than 100. N/A is shown where the base number of responses is less than 10 during the period. % is calculated as Quantity/Base number\*100

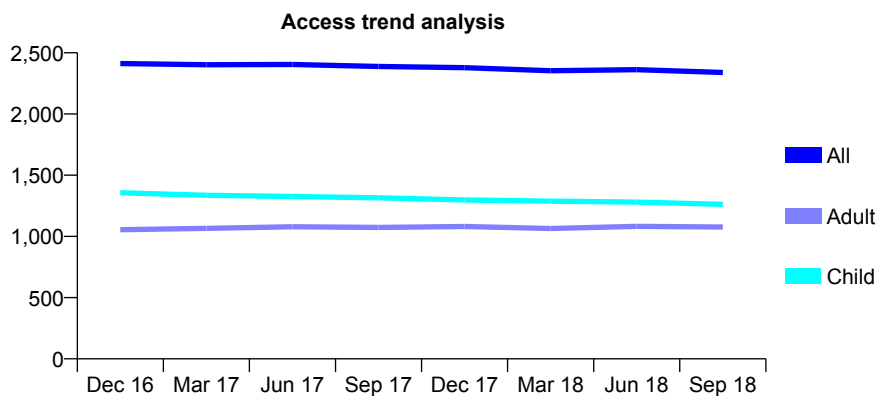
## Q59 - Vital Signs At a Glance Contract Report for 166189/0001 - September 2018

Name or company name	Mr R Kidy & Ms P Sarna
Contract type name	GDS Contract
Purpose of contract	General and Orthodontic
Contract start date	01/04/2011
Contract end date	

18/19 Contracted general activity (UDA)	7,050
Carry forward general activity (UDA)	0
18/19 Contracted orthodontic activity (UOA)	4,137
Carry forward orthodontic activity (UOA)	0
Baseline contract value	£439,017.19

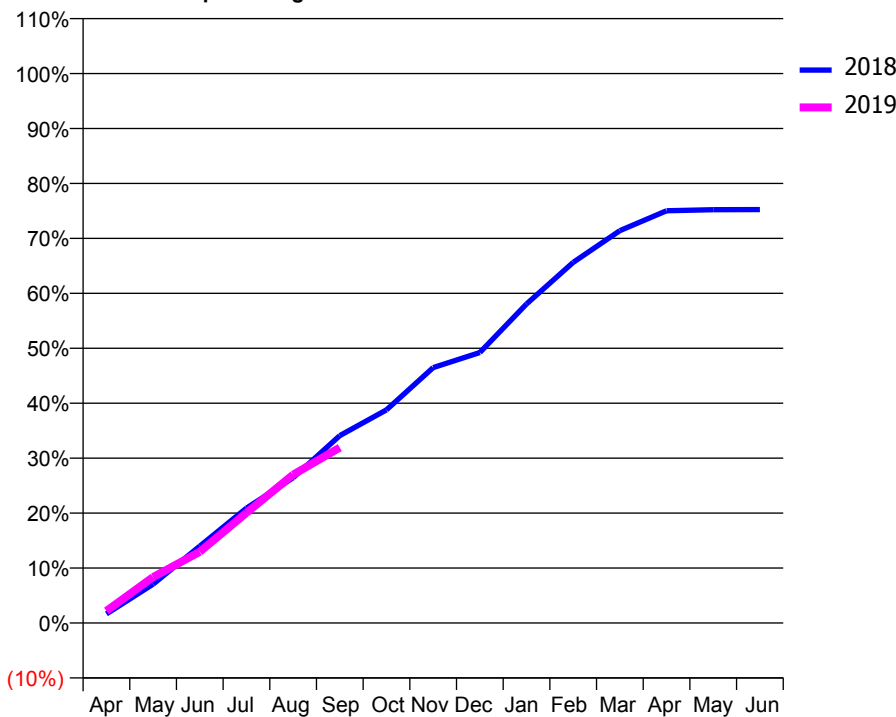
### ACCESS\*

Patients seen in 24 months	Total	Change since previous quarter
Quarter ending September 2017	2,388	
Quarter ending December 2017	2,379	→
Quarter ending March 2018	2,353	↓
Quarter ending June 2018	2,362	→
Quarter ending September 2018	2,339	→
<b>Variance since September 2017</b>	<b>(2.1%)</b>	<b>↓</b>



### ACTIVITY

Cumulative percentage of contracted UDA delivered 2018 & 2019



Adjusted Scheduled Activity (UDA)

Month	2018	2019
April	117	154
May	498	589
June	986	914
July	1,474	1,413
August	1,864	1,904
September	2,405	2,250
October	2,734	
November	3,277	
December	3,470	
January	4,093	
February	4,626	
March	5,034	
April	5,289	
May	5,303	
June	5,304	

### QUALITY

	Quantity	Base Number	Contract	AT	Region	England
% of FP17s for the same patient ID Re-attending within 3 months - Children	116	1,275	9.1%	9.4%	11.4%	11.6%
% of FP17s for the same patient ID Re-attending within 3 months - Adults	103	753	13.7%	13.8%	15.0%	15.5%
% of FP17s for the same patient ID Re-attending between 3 & 9 months - Children	712	1,275	55.8%	61.4%	59.9%	58.8%
% of FP17s for the same patient ID Re-attending between 3 & 9 months - Adults	466	753	61.9%	52.7%	52.0%	51.1%
% of FP17s for Band 1 Urgent Courses	78	1,519	5.1%	7.6%	8.0%	9.0%
% of FP17s Relating to Free Repair or Replacements	4	1,519	0.3%	0.8%	0.8%	0.8%
% of FP17s Relating to Continuations	2	1,519	0.1%	0.9%	0.9%	0.9%
% of Patients satisfied with the dentistry they have received	0	0	N/A	93.3%	93.5%	93.3%
% of Patients satisfied with the time they had to wait for an appointment	0	0	N/A	86.3%	89.1%	88.9%

\* This is based on patients treated on this contract for their most recent course of treatment. Figures in italics indicate the base number of FP17s or Patient Questionnaire responses are less than 100. N/A is shown where the base number of responses is less than 10 during the period. % is calculated as Quantity/Base number\*100

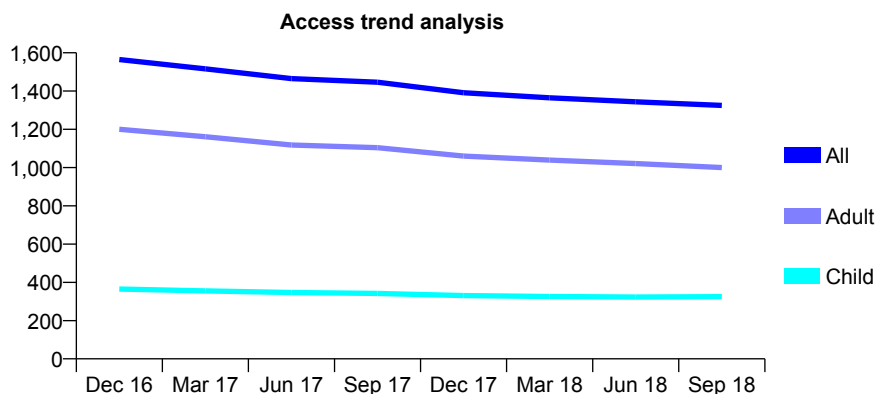
## Q59 - Vital Signs At a Glance Contract Report for 166367/0001 - September 2018

Name or company name	Uppingham & Upperton Dental Practice Ltd
Contract type name	GDS Contract
Purpose of contract	General
Contract start date	07/09/2009
Contract end date	

18/19 Contracted general activity (UDA)	3,816
Carry forward general activity (UDA)	-76
18/19 Contracted orthodontic activity (UOA)	0
Carry forward orthodontic activity (UOA)	0
Baseline contract value	£90,286.27

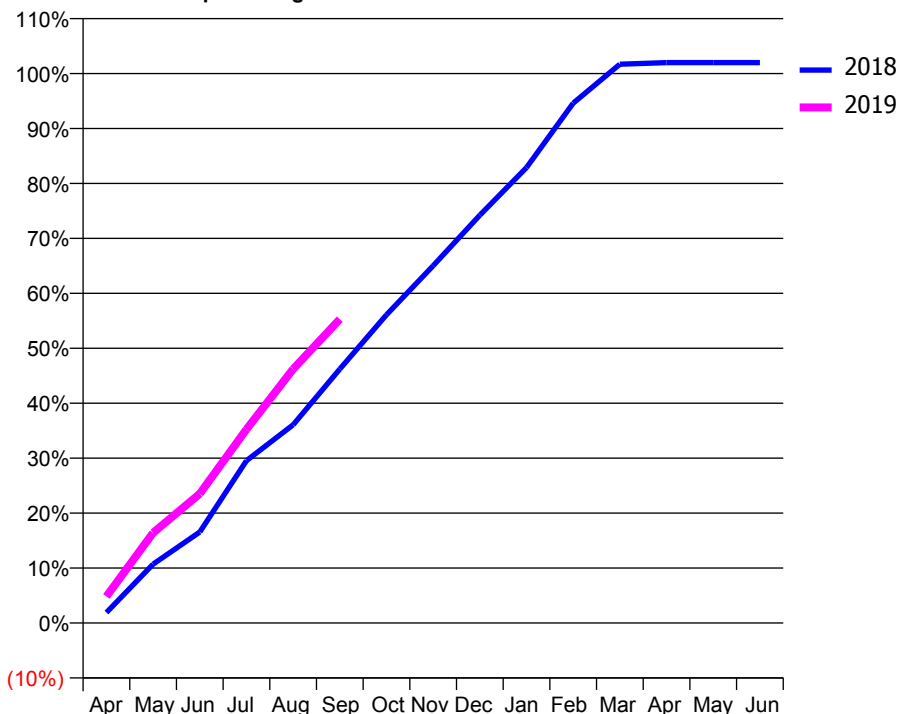
### ACCESS\*

Patients seen in 24 months	Total	Change since previous quarter
Quarter ending September 2017	1,446	
Quarter ending December 2017	1,391	↓
Quarter ending March 2018	1,365	↓
Quarter ending June 2018	1,344	↓
Quarter ending September 2018	1,325	↓
<b>Variance since September 2017</b>	<b>(8.4%)</b>	<b>↓</b>



### ACTIVITY

Cumulative percentage of contracted UDA delivered 2018 & 2019



Adjusted Scheduled Activity (UDA)

Month	2018	2019
April	73	185
May	409	627
June	632	898
July	1,128	1,345
August	1,376	1,764
September	1,764	2,110
October	2,140	
November	2,482	
December	2,833	
January	3,163	
February	3,610	
March	3,880	
April	3,892	
May	3,892	
June	3,892	

### QUALITY

	Quantity	Base Number	Contract	AT	Region	England
% of FP17s for the same patient ID Re-attending within 3 months - Children	16	285	5.6%	9.4%	11.4%	11.6%
% of FP17s for the same patient ID Re-attending within 3 months - Adults	149	868	17.2%	13.8%	15.0%	15.5%
% of FP17s for the same patient ID Re-attending between 3 & 9 months - Children	203	285	71.2%	61.4%	59.9%	58.8%
% of FP17s for the same patient ID Re-attending between 3 & 9 months - Adults	525	868	60.5%	52.7%	52.0%	51.1%
% of FP17s for Band 1 Urgent Courses	100	1,148	8.7%	7.6%	8.0%	9.0%
% of FP17s Relating to Free Repair or Replacements	15	1,148	1.3%	0.8%	0.8%	0.8%
% of FP17s Relating to Continuations	12	1,148	1.0%	0.9%	0.9%	0.9%
% of Patients satisfied with the dentistry they have received	1	1	N/A	93.3%	93.5%	93.3%
% of Patients satisfied with the time they had to wait for an appointment	1	1	N/A	86.3%	89.1%	88.9%

\* This is based on patients treated on this contract for their most recent course of treatment. Figures in italics indicate the base number of FP17s or Patient Questionnaire responses are less than 100. N/A is shown where the base number of responses is less than 10 during the period. % is calculated as Quantity/Base number\*100

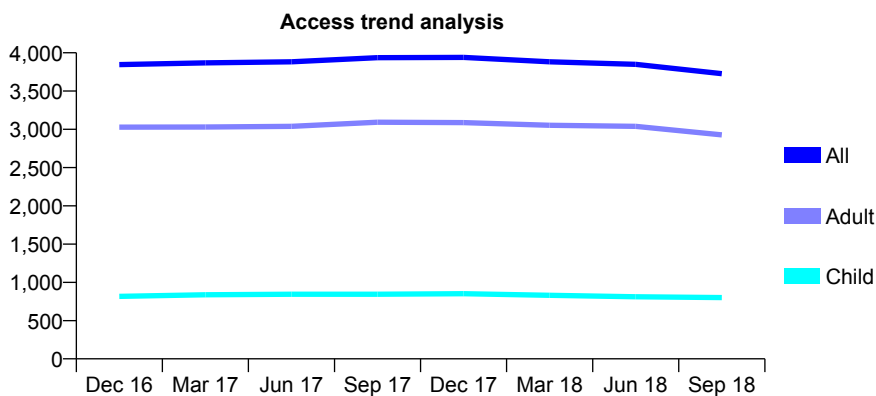
## Q59 - Vital Signs At a Glance Contract Report for 168297/0001 - September 2018

Name or company name	Mr Sherer & Mr Levin
Contract type name	GDS Contract
Purpose of contract	General
Contract start date	01/10/2011
Contract end date	

18/19 Contracted general activity (UDA)	10,921
Carry forward general activity (UDA)	0
18/19 Contracted orthodontic activity (UOA)	0
Carry forward orthodontic activity (UOA)	0
Baseline contract value	£250,280.89

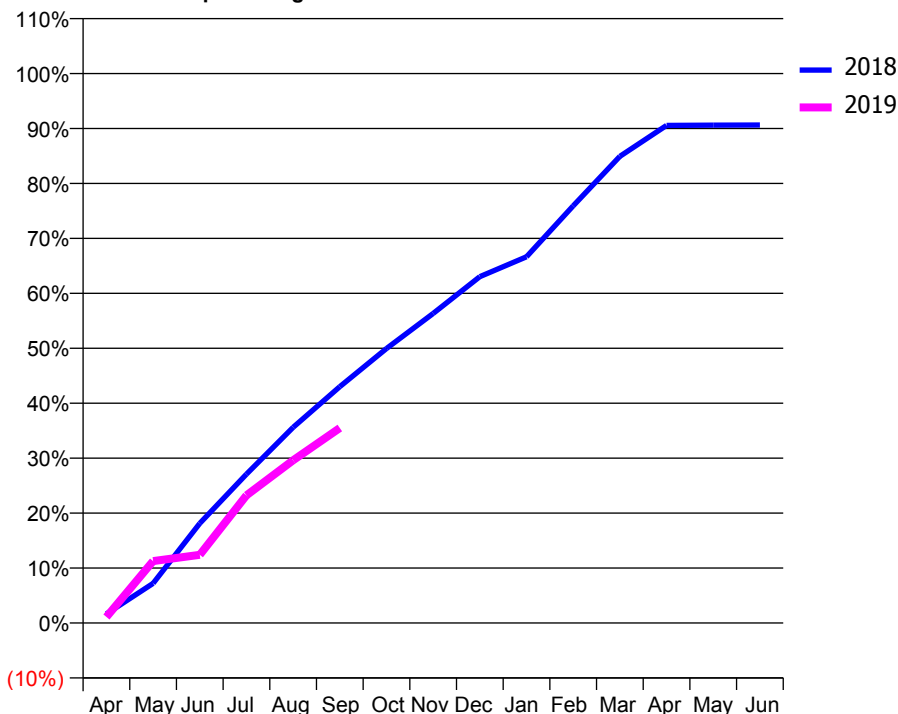
### ACCESS\*

Patients seen in 24 months	Total	Change since previous quarter
Quarter ending September 2017	3,937	
Quarter ending December 2017	3,940	→
Quarter ending March 2018	3,883	↓
Quarter ending June 2018	3,849	→
Quarter ending September 2018	3,728	↓
<b>Variance since September 2017</b>	<b>(5.3%)</b>	<b>↓</b>



### ACTIVITY

Cumulative percentage of contracted UDA delivered 2018 & 2019



Month	Adjusted Scheduled Activity (UDA)	
	2018	2019
April	198	121
May	862	1,231
June	2,163	1,356
July	3,230	2,537
August	4,247	3,235
September	5,128	3,876
October	5,955	
November	6,714	
December	7,515	
January	7,945	
February	9,051	
March	10,124	
April	10,796	
May	10,801	
June	10,804	

### QUALITY

	Quantity	Base Number	Contract	AT	Region	England
% of FP17s for the same patient ID Re-attending within 3 months - Children	29	508	5.7%	9.4%	11.4%	11.6%
% of FP17s for the same patient ID Re-attending within 3 months - Adults	178	1,700	10.5%	13.8%	15.0%	15.5%
% of FP17s for the same patient ID Re-attending between 3 & 9 months - Children	314	508	61.8%	61.4%	59.9%	58.8%
% of FP17s for the same patient ID Re-attending between 3 & 9 months - Adults	1,004	1,700	59.1%	52.7%	52.0%	51.1%
% of FP17s for Band 1 Urgent Courses	129	1,953	6.6%	7.6%	8.0%	9.0%
% of FP17s Relating to Free Repair or Replacements	0	1,953	0.0%	0.8%	0.8%	0.8%
% of FP17s Relating to Continuations	18	1,953	0.9%	0.9%	0.9%	0.9%
% of Patients satisfied with the dentistry they have received	2	2	N/A	93.3%	93.5%	93.3%
% of Patients satisfied with the time they had to wait for an appointment	2	2	N/A	86.3%	89.1%	88.9%

\* This is based on patients treated on this contract for their most recent course of treatment. Figures in italics indicate the base number of FP17s or Patient Questionnaire responses are less than 100. N/A is shown where the base number of responses is less than 10 during the period. % is calculated as Quantity/Base number\*100

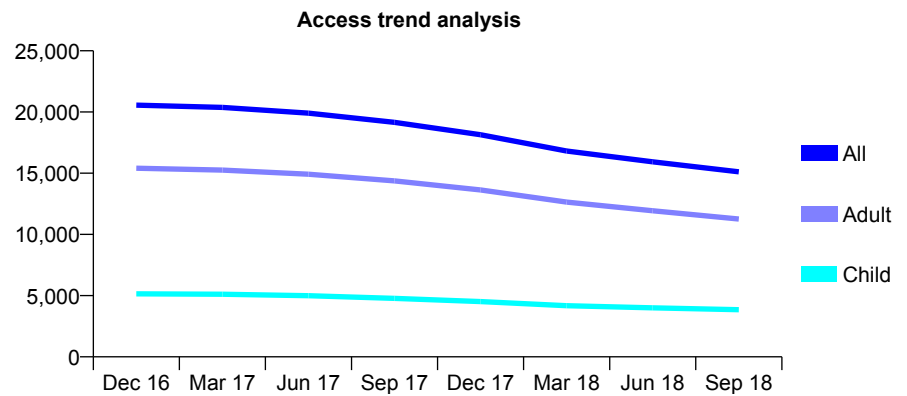
## Q59 - Vital Signs At a Glance Contract Report for 169463/0002 - September 2018

Name or company name	A T Dent Ltd
Contract type name	GDS Contract
Purpose of contract	General
Contract start date	26/11/2009
Contract end date	

18/19 Contracted general activity (UDA)	60,000
Carry forward general activity (UDA)	0
18/19 Contracted orthodontic activity (UOA)	0
Carry forward orthodontic activity (UOA)	0
Baseline contract value	£1,337,655.65

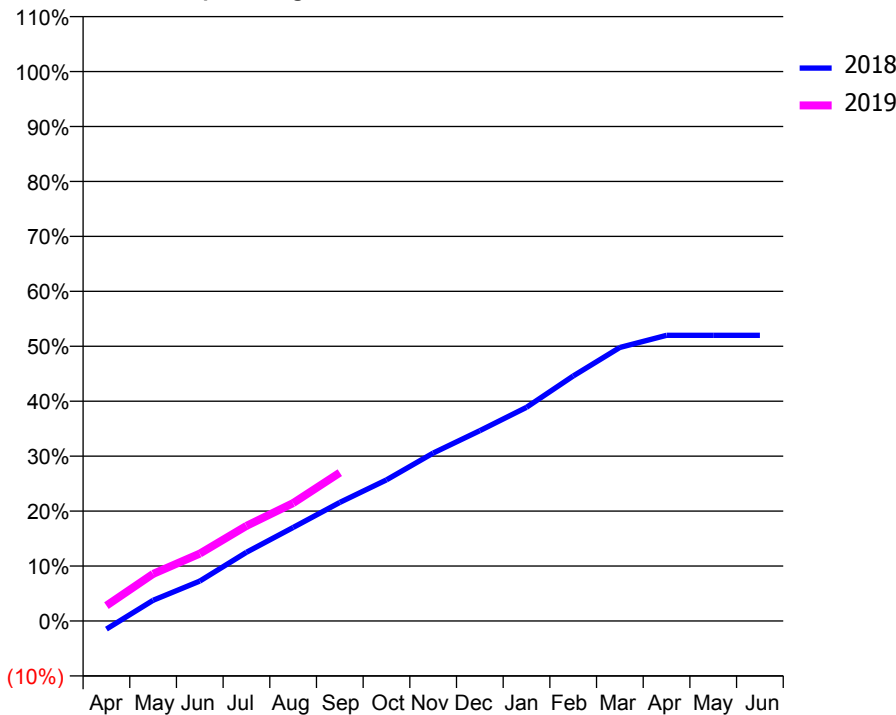
### ACCESS\*

Patients seen in 24 months	Total	Change since previous quarter
Quarter ending September 2017	19,154	
Quarter ending December 2017	18,148	↓
Quarter ending March 2018	16,818	↓
Quarter ending June 2018	15,936	↓
Quarter ending September 2018	15,109	↓
<b>Variance since September 2017</b>	<b>(21.1%)</b>	↓



### ACTIVITY

Cumulative percentage of contracted UDA delivered 2018 & 2019



Month	Adjusted Scheduled Activity (UDA)	
	2018	2019
April	-891	1,683
May	2,270	5,145
June	4,363	7,353
July	7,501	10,388
August	10,216	12,875
September	12,957	16,201
October	15,409	
November	18,343	
December	20,785	
January	23,326	
February	26,759	
March	29,867	
April	31,198	
May	31,191	
June	31,190	

### QUALITY

	Quantity	Base Number	Contract	AT	Region	England
% of FP17s for the same patient ID Re-attending within 3 months - Children	166	2,514	6.6%	9.4%	11.4%	11.6%
% of FP17s for the same patient ID Re-attending within 3 months - Adults	752	6,988	10.8%	13.8%	15.0%	15.5%
% of FP17s for the same patient ID Re-attending between 3 & 9 months - Children	1,340	2,514	53.3%	61.4%	59.9%	58.8%
% of FP17s for the same patient ID Re-attending between 3 & 9 months - Adults	4,065	6,988	58.2%	52.7%	52.0%	51.1%
% of FP17s for Band 1 Urgent Courses	581	8,922	6.5%	7.6%	8.0%	9.0%
% of FP17s Relating to Free Repair or Replacements	17	8,922	0.2%	0.8%	0.8%	0.8%
% of FP17s Relating to Continuations	78	8,922	0.9%	0.9%	0.9%	0.9%
% of Patients satisfied with the dentistry they have received	9	10	90.0%	93.3%	93.5%	93.3%
% of Patients satisfied with the time they had to wait for an appointment	8	10	80.0%	86.3%	89.1%	88.9%

\* This is based on patients treated on this contract for their most recent course of treatment. Figures in italics indicate the base number of FP17s or Patient Questionnaire responses are less than 100. N/A is shown where the base number of responses is less than 10 during the period. % is calculated as Quantity/Base number\*100



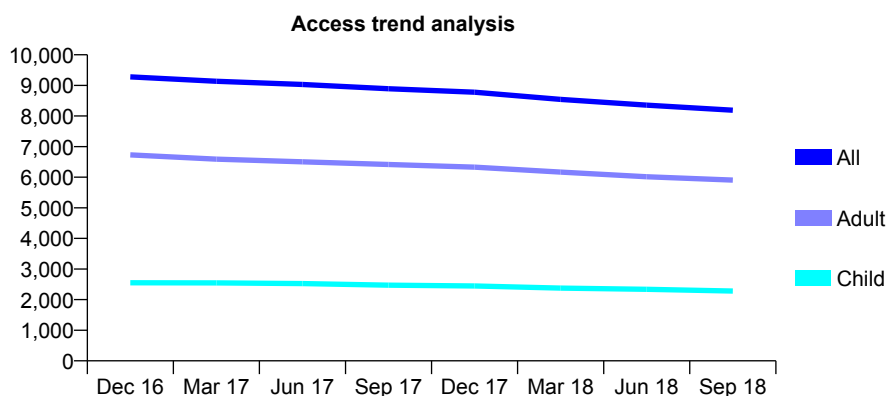
## Q59 - Vital Signs At a Glance Contract Report for 169935/0001 - September 2018

Name or company name	Mr R Ghadiali & Mr R Gupta
Contract type name	GDS Contract
Purpose of contract	General
Contract start date	01/04/2014
Contract end date	

18/19 Contracted general activity (UDA)	23,925
Carry forward general activity (UDA)	3
18/19 Contracted orthodontic activity (UOA)	0
Carry forward orthodontic activity (UOA)	0
Baseline contract value	£635,075.00

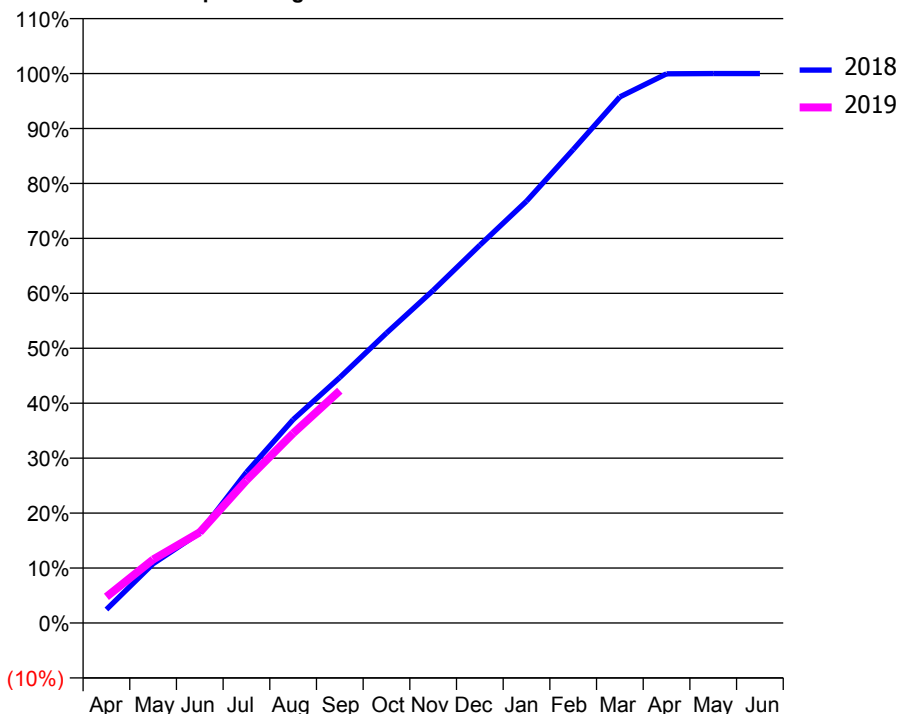
### ACCESS\*

Patients seen in 24 months	Total	Change since previous quarter
Quarter ending September 2017	8,891	
Quarter ending December 2017	8,777	↓
Quarter ending March 2018	8,544	↓
Quarter ending June 2018	8,355	↓
Quarter ending September 2018	8,188	↓
<b>Variance since September 2017</b>	<b>(7.9%)</b>	<b>↓</b>



### ACTIVITY

Cumulative percentage of contracted UDA delivered 2018 & 2019



Month	Adjusted Scheduled Activity (UDA)	
	2018	2019
April	589	1,141
May	2,580	2,768
June	3,934	3,950
July	6,564	6,216
August	8,856	8,257
September	10,691	10,119
October	12,626	
November	14,485	
December	16,450	
January	18,366	
February	20,611	
March	22,908	
April	23,914	
May	23,922	
June	23,922	

### QUALITY

	Quantity	Base Number	Contract	AT	Region	England
% of FP17s for the same patient ID Re-attending within 3 months - Children	154	1,876	8.2%	9.4%	11.4%	11.6%
% of FP17s for the same patient ID Re-attending within 3 months - Adults	476	4,304	11.1%	13.8%	15.0%	15.5%
% of FP17s for the same patient ID Re-attending between 3 & 9 months - Children	1,394	1,876	74.3%	61.4%	59.9%	58.8%
% of FP17s for the same patient ID Re-attending between 3 & 9 months - Adults	2,587	4,304	60.1%	52.7%	52.0%	51.1%
% of FP17s for Band 1 Urgent Courses	270	5,713	4.7%	7.6%	8.0%	9.0%
% of FP17s Relating to Free Repair or Replacements	65	5,713	1.1%	0.8%	0.8%	0.8%
% of FP17s Relating to Continuations	22	5,713	0.4%	0.9%	0.9%	0.9%
% of Patients satisfied with the dentistry they have received	11	11	100.0%	93.3%	93.5%	93.3%
% of Patients satisfied with the time they had to wait for an appointment	11	11	100.0%	86.3%	89.1%	88.9%

\* This is based on patients treated on this contract for their most recent course of treatment. Figures in italics indicate the base number of FP17s or Patient Questionnaire responses are less than 100. N/A is shown where the base number of responses is less than 10 during the period. % is calculated as Quantity/Base number\*100

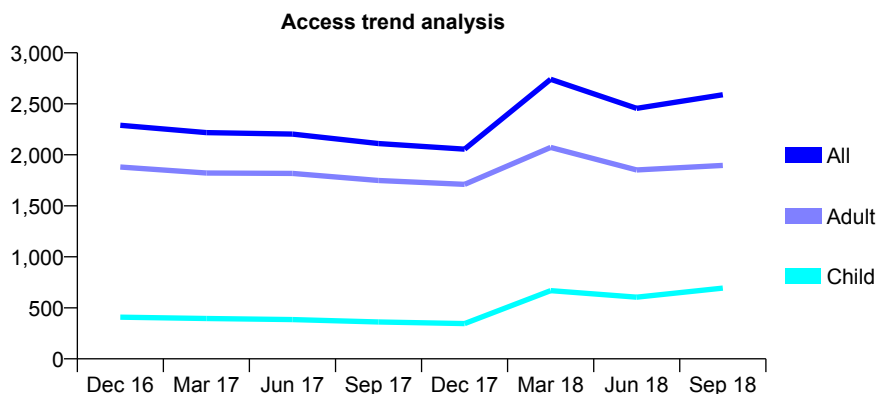
## Q59 - Vital Signs At a Glance Contract Report for 171743/0001 - September 2018

Name or company name	RK Pancholi Dental Surgery Ltd
Contract type name	GDS Contract
Purpose of contract	General
Contract start date	20/10/2008
Contract end date	

18/19 Contracted general activity (UDA)	8,203
Carry forward general activity (UDA)	0
18/19 Contracted orthodontic activity (UOA)	0
Carry forward orthodontic activity (UOA)	0
Baseline contract value	£175,954.45

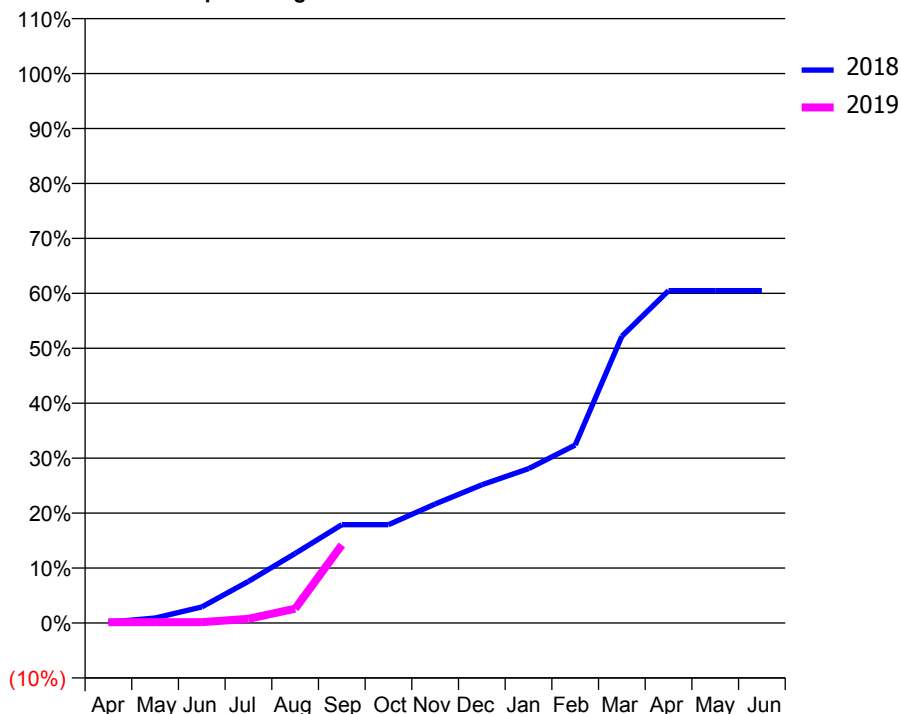
### ACCESS\*

Patients seen in 24 months	Total	Change since previous quarter
Quarter ending September 2017	2,110	
Quarter ending December 2017	2,056	↓
Quarter ending March 2018	2,741	↑
Quarter ending June 2018	2,456	↓
Quarter ending September 2018	2,589	↑
<b>Variance since September 2017</b>	<b>22.7%</b>	<b>↑</b>



### ACTIVITY

Cumulative percentage of contracted UDA delivered 2018 & 2019



Adjusted Scheduled Activity (UDA)

Month	2018	2019
April	13	12
May	75	12
June	240	12
July	623	63
August	1,039	213
September	1,468	1,165
October	1,468	
November	1,777	
December	2,063	
January	2,303	
February	2,656	
March	4,281	
April	4,961	
May	4,961	
June	4,961	

### QUALITY

	Quantity	Base Number	Contract	AT	Region	England
% of FP17s for the same patient ID Re-attending within 3 months - Children	2	310	0.6%	9.4%	11.4%	11.6%
% of FP17s for the same patient ID Re-attending within 3 months - Adults	10	584	1.7%	13.8%	15.0%	15.5%
% of FP17s for the same patient ID Re-attending between 3 & 9 months - Children	22	310	7.1%	61.4%	59.9%	58.8%
% of FP17s for the same patient ID Re-attending between 3 & 9 months - Adults	67	584	11.5%	52.7%	52.0%	51.1%
% of FP17s for Band 1 Urgent Courses	36	558	6.5%	7.6%	8.0%	9.0%
% of FP17s Relating to Free Repair or Replacements	2	558	0.4%	0.8%	0.8%	0.8%
% of FP17s Relating to Continuations	1	558	0.2%	0.9%	0.9%	0.9%
% of Patients satisfied with the dentistry they have received	0	0	N/A	93.3%	93.5%	93.3%
% of Patients satisfied with the time they had to wait for an appointment	0	0	N/A	86.3%	89.1%	88.9%

\* This is based on patients treated on this contract for their most recent course of treatment. Figures in italics indicate the base number of FP17s or Patient Questionnaire responses are less than 100. N/A is shown where the base number of responses is less than 10 during the period. % is calculated as Quantity/Base number\*100

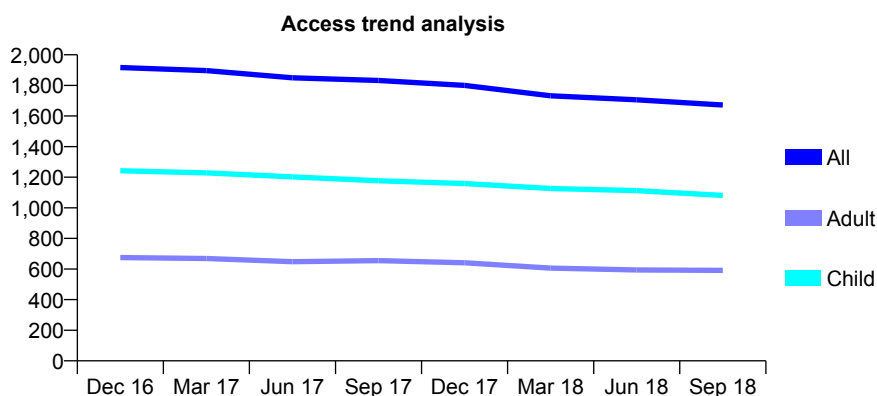
## Q59 - Vital Signs At a Glance Contract Report for 171751/0001 - September 2018

Name or company name	E Gayton & K Gayton
Contract type name	GDS Contract
Purpose of contract	General and Orthodontic
Contract start date	01/11/2013
Contract end date	

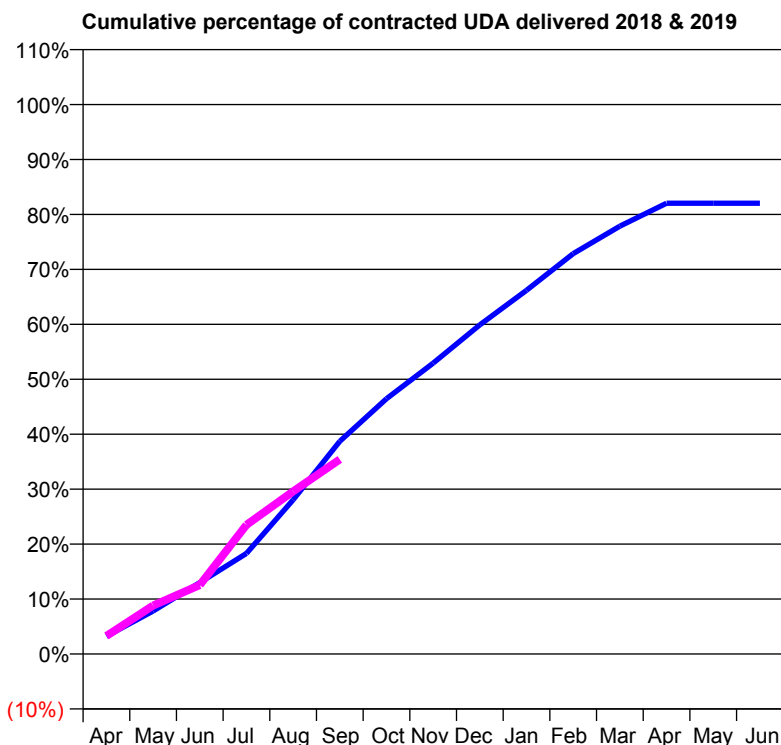
18/19 Contracted general activity (UDA)	4,850
Carry forward general activity (UDA)	0
18/19 Contracted orthodontic activity (UOA)	259
Carry forward orthodontic activity (UOA)	6
Baseline contract value	£133,250.68

### ACCESS\*

Patients seen in 24 months	Total	Change since previous quarter
Quarter ending September 2017	1,832	
Quarter ending December 2017	1,800	↓
Quarter ending March 2018	1,732	↓
Quarter ending June 2018	1,706	↓
Quarter ending September 2018	1,672	↓
<b>Variance since September 2017</b>	<b>(8.7%)</b>	<b>↓</b>



### ACTIVITY



Month	Adjusted Scheduled Activity (UDA)	
	2018	2019
April	157	160
May	379	428
June	630	609
July	888	1,140
August	1,361	1,435
September	1,877	1,718
October	2,253	
November	2,568	
December	2,906	
January	3,210	
February	3,534	
March	3,776	
April	3,978	
May	3,978	
June	3,978	

### QUALITY

	Quantity	Base Number	Contract	AT	Region	England
% of FP17s for the same patient ID Re-attending within 3 months - Children	52	966	5.4%	9.4%	11.4%	11.6%
% of FP17s for the same patient ID Re-attending within 3 months - Adults	67	348	19.3%	13.8%	15.0%	15.5%
% of FP17s for the same patient ID Re-attending between 3 & 9 months - Children	750	966	77.6%	61.4%	59.9%	58.8%
% of FP17s for the same patient ID Re-attending between 3 & 9 months - Adults	229	348	65.8%	52.7%	52.0%	51.1%
% of FP17s for Band 1 Urgent Courses	31	1,188	2.6%	7.6%	8.0%	9.0%
% of FP17s Relating to Free Repair or Replacements	0	1,188	0.0%	0.8%	0.8%	0.8%
% of FP17s Relating to Continuations	0	1,188	0.0%	0.9%	0.9%	0.9%
% of Patients satisfied with the dentistry they have received	1	1	N/A	93.3%	93.5%	93.3%
% of Patients satisfied with the time they had to wait for an appointment	1	1	N/A	86.3%	89.1%	88.9%

\* This is based on patients treated on this contract for their most recent course of treatment. Figures in italics indicate the base number of FP17s or Patient Questionnaire responses are less than 100. N/A is shown where the base number of responses is less than 10 during the period. % is calculated as Quantity/Base number\*100

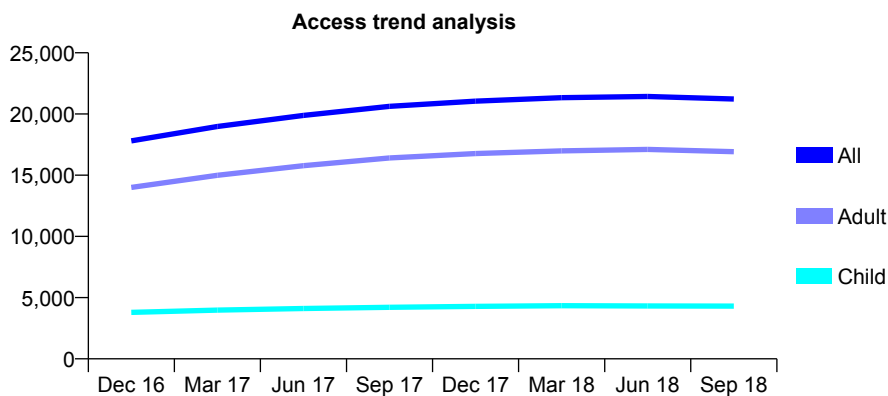
## Q59 - Vital Signs At a Glance Contract Report for 175676/0002 - September 2018

Name or company name	Mr S Mehra & Mr A Khetia
Contract type name	GDS Contract
Purpose of contract	General
Contract start date	02/11/2015
Contract end date	

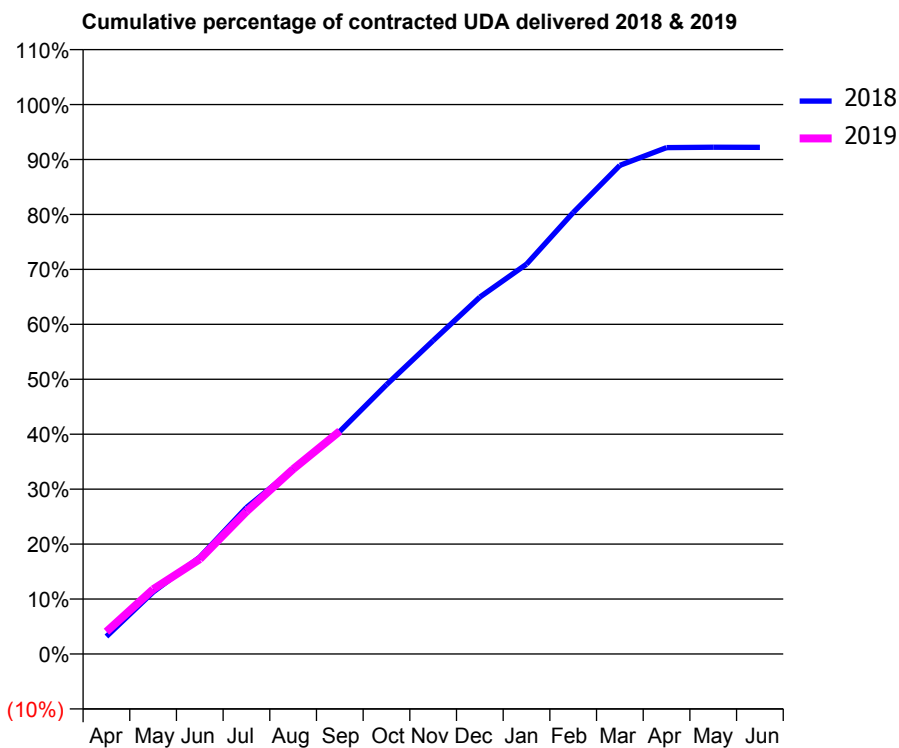
18/19 Contracted general activity (UDA)	58,260
Carry forward general activity (UDA)	0
18/19 Contracted orthodontic activity (UOA)	0
Carry forward orthodontic activity (UOA)	0
Baseline contract value	£1,143,519.97

### ACCESS\*

Patients seen in 24 months	Total	Change since previous quarter
Quarter ending September 2017	20,621	
Quarter ending December 2017	21,047	↑
Quarter ending March 2018	21,329	→
Quarter ending June 2018	21,432	→
Quarter ending September 2018	21,225	→
<b>Variance since September 2017</b>	<b>2.9%</b>	<b>↑</b>



### ACTIVITY



Month	Adjusted Scheduled Activity (UDA)	
	2018	2019
April	1,862	2,368
May	6,564	6,865
June	10,273	10,058
July	15,537	15,110
August	19,573	19,607
September	23,600	23,627
October	28,554	
November	33,228	
December	37,837	
January	41,327	
February	46,810	
March	51,814	
April	53,682	
May	53,727	
June	53,719	

### QUALITY

	Quantity	Base Number	Contract	AT	Region	England
% of FP17s for the same patient ID Re-attending within 3 months - Children	179	3,057	5.9%	9.4%	11.4%	11.6%
% of FP17s for the same patient ID Re-attending within 3 months - Adults	1,264	11,095	11.4%	13.8%	15.0%	15.5%
% of FP17s for the same patient ID Re-attending between 3 & 9 months - Children	1,964	3,057	64.2%	61.4%	59.9%	58.8%
% of FP17s for the same patient ID Re-attending between 3 & 9 months - Adults	6,165	11,095	55.6%	52.7%	52.0%	51.1%
% of FP17s for Band 1 Urgent Courses	982	12,809	7.7%	7.6%	8.0%	9.0%
% of FP17s Relating to Free Repair or Replacements	107	12,809	0.8%	0.8%	0.8%	0.8%
% of FP17s Relating to Continuations	52	12,809	0.4%	0.9%	0.9%	0.9%
% of Patients satisfied with the dentistry they have received	13	13	100.0%	93.3%	93.5%	93.3%
% of Patients satisfied with the time they had to wait for an appointment	10	13	76.9%	86.3%	89.1%	88.9%

\* This is based on patients treated on this contract for their most recent course of treatment. Figures in italics indicate the base number of FP17s or Patient Questionnaire responses are less than 100. N/A is shown where the base number of responses is less than 10 during the period. % is calculated as Quantity/Base number\*100

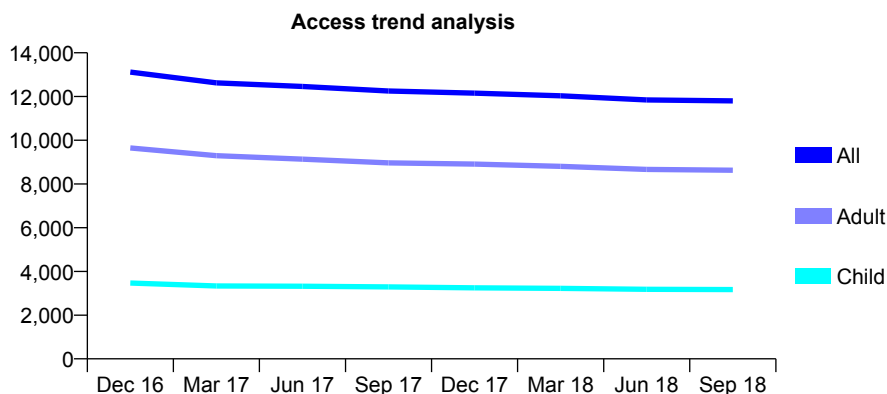
## Q59 - Vital Signs At a Glance Contract Report for 176087/0001 - September 2018

Name or company name	Mr A Fenn & Mrs J Calveley (T/As BW Part
Contract type name	GDS Contract
Purpose of contract	General
Contract start date	29/08/2012
Contract end date	

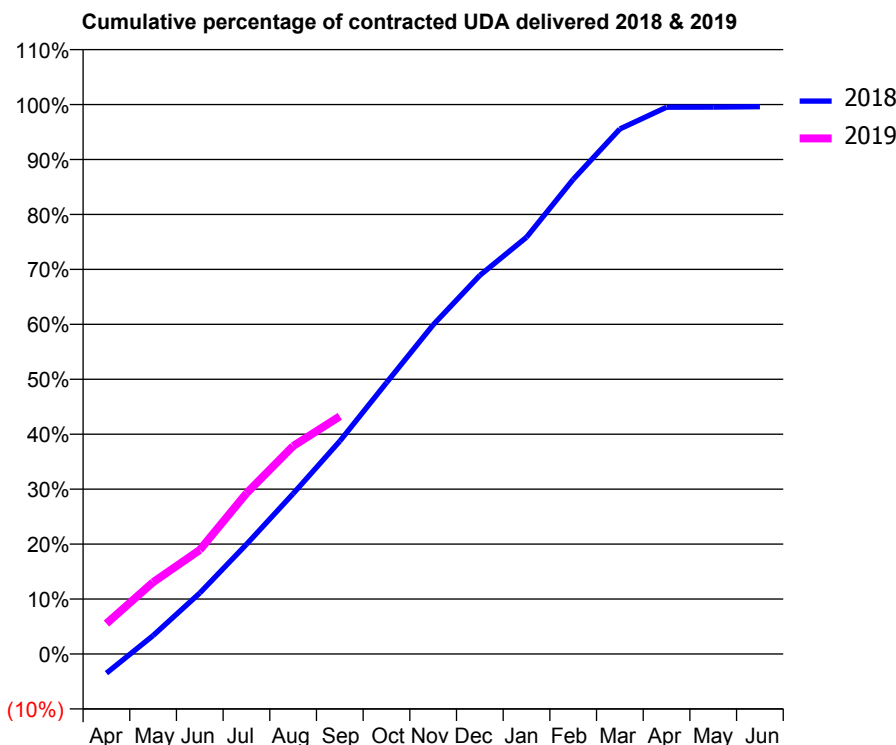
18/19 Contracted general activity (UDA)	28,000
Carry forward general activity (UDA)	0
18/19 Contracted orthodontic activity (UOA)	0
Carry forward orthodontic activity (UOA)	0
Baseline contract value	£624,145.92

### ACCESS\*

Patients seen in 24 months	Total	Change since previous quarter
Quarter ending September 2017	12,253	
Quarter ending December 2017	12,155	→
Quarter ending March 2018	12,031	↓
Quarter ending June 2018	11,846	↓
Quarter ending September 2018	11,799	→
<b>Variance since September 2017</b>	<b>(3.7%)</b>	<b>↓</b>



### ACTIVITY



Month	Adjusted Scheduled Activity (UDA)	
	2018	2019
April	-982	1,552
May	944	3,659
June	3,109	5,302
July	5,589	8,188
August	8,171	10,595
September	10,845	12,113
October	13,825	
November	16,773	
December	19,295	
January	21,238	
February	24,184	
March	26,752	
April	27,862	
May	27,872	
June	27,892	

### QUALITY

	Quantity	Base Number	Contract	AT	Region	England
% of FP17s for the same patient ID Re-attending within 3 months - Children	93	2,101	4.4%	9.4%	11.4%	11.6%
% of FP17s for the same patient ID Re-attending within 3 months - Adults	596	5,380	11.1%	13.8%	15.0%	15.5%
% of FP17s for the same patient ID Re-attending between 3 & 9 months - Children	1,239	2,101	59.0%	61.4%	59.9%	58.8%
% of FP17s for the same patient ID Re-attending between 3 & 9 months - Adults	2,717	5,380	50.5%	52.7%	52.0%	51.1%
% of FP17s for Band 1 Urgent Courses	491	6,846	7.2%	7.6%	8.0%	9.0%
% of FP17s Relating to Free Repair or Replacements	70	6,846	1.0%	0.8%	0.8%	0.8%
% of FP17s Relating to Continuations	49	6,846	0.7%	0.9%	0.9%	0.9%
% of Patients satisfied with the dentistry they have received	21	23	91.3%	93.3%	93.5%	93.3%
% of Patients satisfied with the time they had to wait for an appointment	18	23	78.3%	86.3%	89.1%	88.9%

\* This is based on patients treated on this contract for their most recent course of treatment. Figures in italics indicate the base number of FP17s or Patient Questionnaire responses are less than 100. N/A is shown where the base number of responses is less than 10 during the period. % is calculated as Quantity/Base number\*100

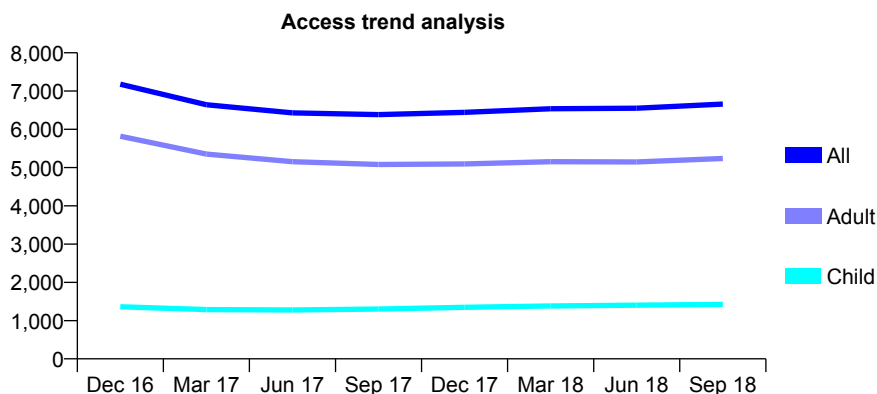
## Q59 - Vital Signs At a Glance Contract Report for 176087/0002 - September 2018

Name or company name	Mr A Fenn & Mrs J Calveley (T/As BW Part
Contract type name	GDS Contract
Purpose of contract	General
Contract start date	29/08/2012
Contract end date	

18/19 Contracted general activity (UDA)	18,000
Carry forward general activity (UDA)	-261
18/19 Contracted orthodontic activity (UOA)	0
Carry forward orthodontic activity (UOA)	0
Baseline contract value	£403,573.94

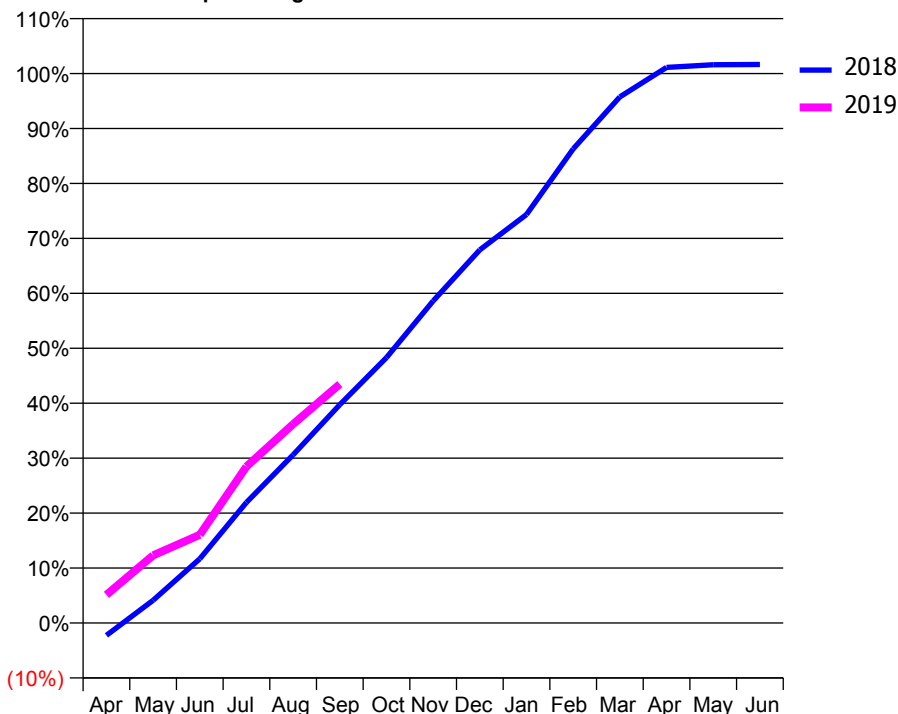
### ACCESS\*

Patients seen in 24 months	Total	Change since previous quarter
Quarter ending September 2017	6,385	
Quarter ending December 2017	6,444	→
Quarter ending March 2018	6,537	→
Quarter ending June 2018	6,550	→
Quarter ending September 2018	6,659	→
<b>Variance since September 2017</b>	<b>4.3%</b>	<b>↑</b>



### ACTIVITY

Cumulative percentage of contracted UDA delivered 2018 & 2019



Adjusted Scheduled Activity (UDA)

Month	2018	2019
April	-362	922
May	662	2,217
June	1,871	2,891
July	3,514	5,127
August	4,900	6,514
September	6,357	7,825
October	7,728	
November	9,379	
December	10,867	
January	11,893	
February	13,805	
March	15,319	
April	16,176	
May	16,254	
June	16,261	

### QUALITY

	Quantity	Base Number	Contract	AT	Region	England
% of FP17s for the same patient ID Re-attending within 3 months - Children	45	939	4.8%	9.4%	11.4%	11.6%
% of FP17s for the same patient ID Re-attending within 3 months - Adults	490	3,625	13.5%	13.8%	15.0%	15.5%
% of FP17s for the same patient ID Re-attending between 3 & 9 months - Children	490	939	52.2%	61.4%	59.9%	58.8%
% of FP17s for the same patient ID Re-attending between 3 & 9 months - Adults	1,704	3,625	47.0%	52.7%	52.0%	51.1%
% of FP17s for Band 1 Urgent Courses	324	4,141	7.8%	7.6%	8.0%	9.0%
% of FP17s Relating to Free Repair or Replacements	67	4,141	1.6%	0.8%	0.8%	0.8%
% of FP17s Relating to Continuations	56	4,141	1.4%	0.9%	0.9%	0.9%
% of Patients satisfied with the dentistry they have received	7	7	N/A	93.3%	93.5%	93.3%
% of Patients satisfied with the time they had to wait for an appointment	6	7	N/A	86.3%	89.1%	88.9%

\* This is based on patients treated on this contract for their most recent course of treatment. Figures in italics indicate the base number of FP17s or Patient Questionnaire responses are less than 100. N/A is shown where the base number of responses is less than 10 during the period. % is calculated as Quantity/Base number\*100

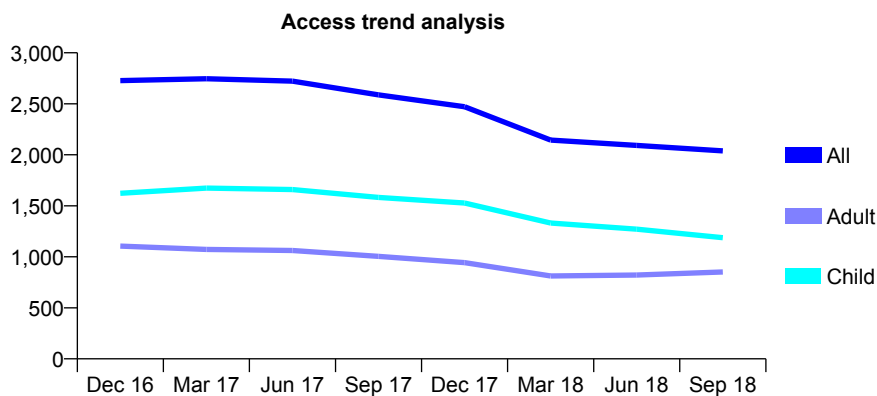
## Q59 - Vital Signs At a Glance Contract Report for 176591/0001 - September 2018

Name or company name	James Cooil and Associates Limited
Contract type name	GDS Contract
Purpose of contract	General and Orthodontic
Contract start date	01/05/2010
Contract end date	

18/19 Contracted general activity (UDA)	4,056
Carry forward general activity (UDA)	4
18/19 Contracted orthodontic activity (UOA)	609
Carry forward orthodontic activity (UOA)	0
Baseline contract value	£136,751.97

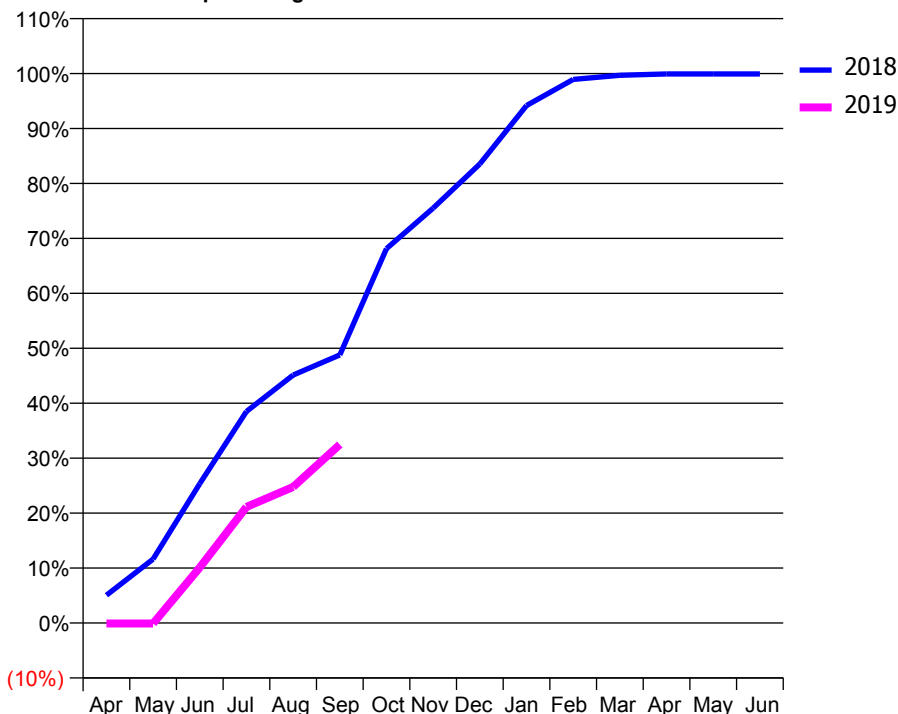
### ACCESS\*

Patients seen in 24 months	Total	Change since previous quarter
Quarter ending September 2017	2,587	
Quarter ending December 2017	2,471	↓
Quarter ending March 2018	2,144	↓
Quarter ending June 2018	2,092	↓
Quarter ending September 2018	2,038	↓
<b>Variance since September 2017</b>	<b>(21.2%)</b>	<b>↓</b>



### ACTIVITY

Cumulative percentage of contracted UDA delivered 2018 & 2019



Adjusted Scheduled Activity (UDA)		
Month	2018	2019
April	255	-4
May	589	-4
June	1,283	410
July	1,946	857
August	2,282	1,004
September	2,467	1,318
October	3,445	
November	3,818	
December	4,224	
January	4,761	
February	5,002	
March	5,040	
April	5,052	
May	5,052	
June	5,052	

### QUALITY

	Quantity	Base Number	Contract	AT	Region	England
% of FP17s for the same patient ID Re-attending within 3 months - Children	6	399	1.5%	9.4%	11.4%	11.6%
% of FP17s for the same patient ID Re-attending within 3 months - Adults	7	298	2.3%	13.8%	15.0%	15.5%
% of FP17s for the same patient ID Re-attending between 3 & 9 months - Children	67	399	16.8%	61.4%	59.9%	58.8%
% of FP17s for the same patient ID Re-attending between 3 & 9 months - Adults	24	298	8.1%	52.7%	52.0%	51.1%
% of FP17s for Band 1 Urgent Courses	19	652	2.9%	7.6%	8.0%	9.0%
% of FP17s Relating to Free Repair or Replacements	0	652	0.0%	0.8%	0.8%	0.8%
% of FP17s Relating to Continuations	3	652	0.5%	0.9%	0.9%	0.9%
% of Patients satisfied with the dentistry they have received	5	5	N/A	93.3%	93.5%	93.3%
% of Patients satisfied with the time they had to wait for an appointment	2	5	N/A	86.3%	89.1%	88.9%

\* This is based on patients treated on this contract for their most recent course of treatment. Figures in italics indicate the base number of FP17s or Patient Questionnaire responses are less than 100. N/A is shown where the base number of responses is less than 10 during the period. % is calculated as Quantity/Base number\*100

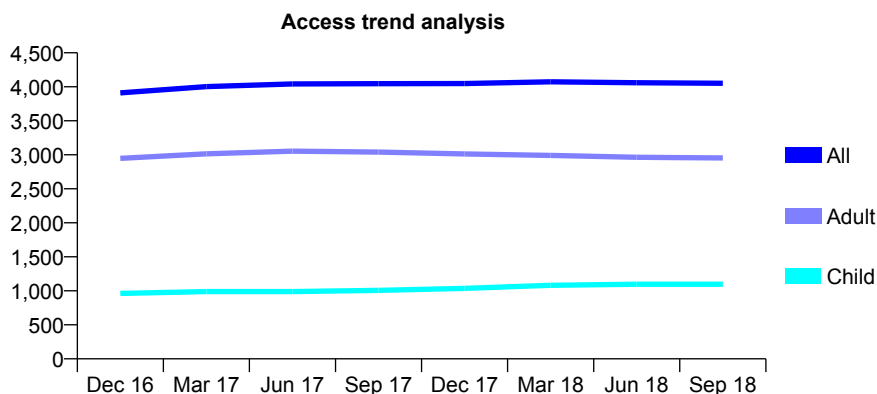
## Q59 - Vital Signs At a Glance Contract Report for 178055/0001 - September 2018

Name or company name	Sloss, Sloss & Bentley
Contract type name	GDS Contract
Purpose of contract	General and Orthodontic
Contract start date	01/04/2006
Contract end date	

18/19 Contracted general activity (UDA)	11,800
Carry forward general activity (UDA)	0
18/19 Contracted orthodontic activity (UOA)	430
Carry forward orthodontic activity (UOA)	0
Baseline contract value	£291,987.91

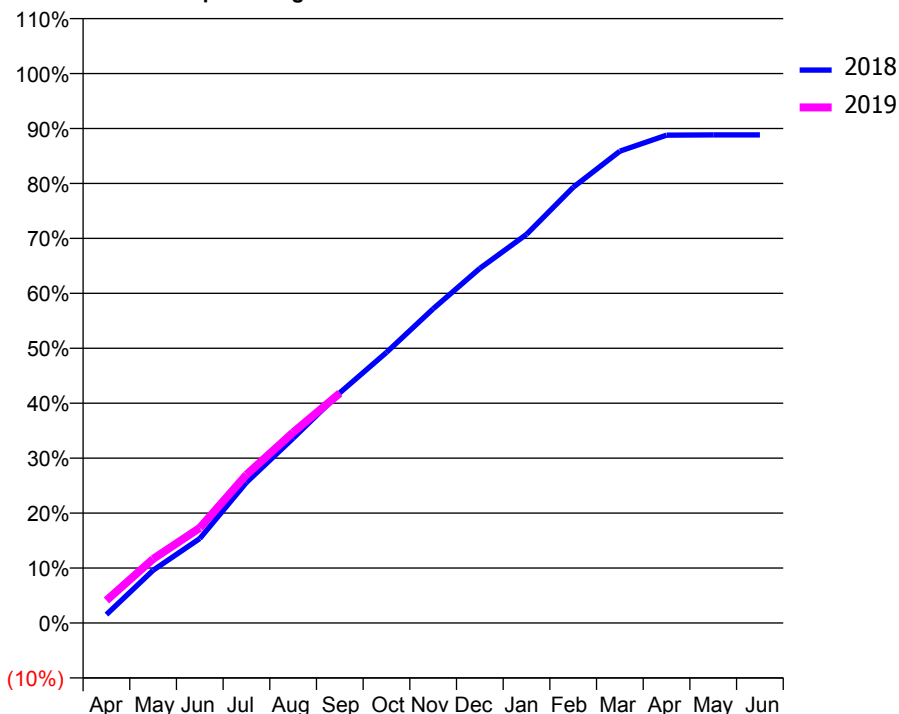
### ACCESS\*

Patients seen in 24 months	Total	Change since previous quarter
Quarter ending September 2017	4,047	
Quarter ending December 2017	4,049	→
Quarter ending March 2018	4,073	→
Quarter ending June 2018	4,060	→
Quarter ending September 2018	4,051	→
<b>Variance since September 2017</b>	<b>0.1%</b>	<b>→</b>



### ACTIVITY

Cumulative percentage of contracted UDA delivered 2018 & 2019



Month	Adjusted Scheduled Activity (UDA)	
	2018	2019
April	183	486
May	1,133	1,377
June	1,815	2,043
July	3,019	3,185
August	3,969	4,094
September	4,943	4,934
October	5,812	
November	6,748	
December	7,616	
January	8,346	
February	9,357	
March	10,132	
April	10,476	
May	10,482	
June	10,482	

### QUALITY

	Quantity	Base Number	Contract	AT	Region	England
% of FP17s for the same patient ID Re-attending within 3 months - Children	56	948	5.9%	9.4%	11.4%	11.6%
% of FP17s for the same patient ID Re-attending within 3 months - Adults	245	2,232	11.0%	13.8%	15.0%	15.5%
% of FP17s for the same patient ID Re-attending between 3 & 9 months - Children	663	948	69.9%	61.4%	59.9%	58.8%
% of FP17s for the same patient ID Re-attending between 3 & 9 months - Adults	1,339	2,232	60.0%	52.7%	52.0%	51.1%
% of FP17s for Band 1 Urgent Courses	120	2,958	4.1%	7.6%	8.0%	9.0%
% of FP17s Relating to Free Repair or Replacements	9	2,958	0.3%	0.8%	0.8%	0.8%
% of FP17s Relating to Continuations	37	2,958	1.3%	0.9%	0.9%	0.9%
% of Patients satisfied with the dentistry they have received	4	4	N/A	93.3%	93.5%	93.3%
% of Patients satisfied with the time they had to wait for an appointment	4	4	N/A	86.3%	89.1%	88.9%

\* This is based on patients treated on this contract for their most recent course of treatment. Figures in italics indicate the base number of FP17s or Patient Questionnaire responses are less than 100. N/A is shown where the base number of responses is less than 10 during the period. % is calculated as Quantity/Base number\*100



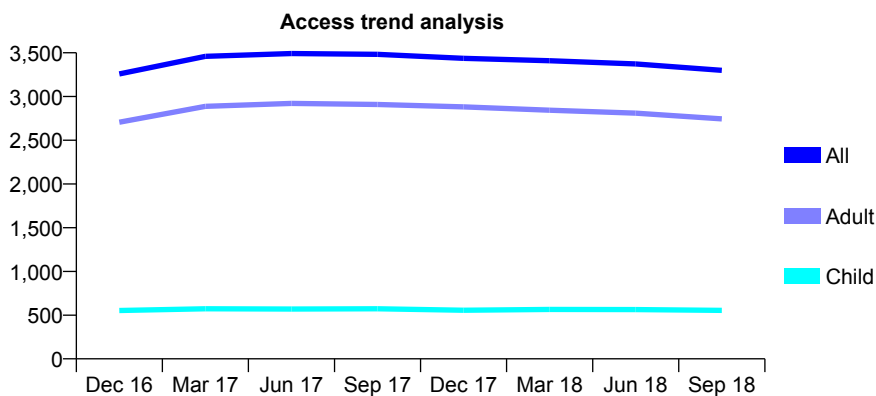
## Q59 - Vital Signs At a Glance Contract Report for 181293/0001 - September 2018

Name or company name	JDRM Dental Care Ltd
Contract type name	GDS Contract
Purpose of contract	General
Contract start date	01/07/2015
Contract end date	

18/19 Contracted general activity (UDA)	9,832
Carry forward general activity (UDA)	0
18/19 Contracted orthodontic activity (UOA)	0
Carry forward orthodontic activity (UOA)	0
Baseline contract value	£223,109.72

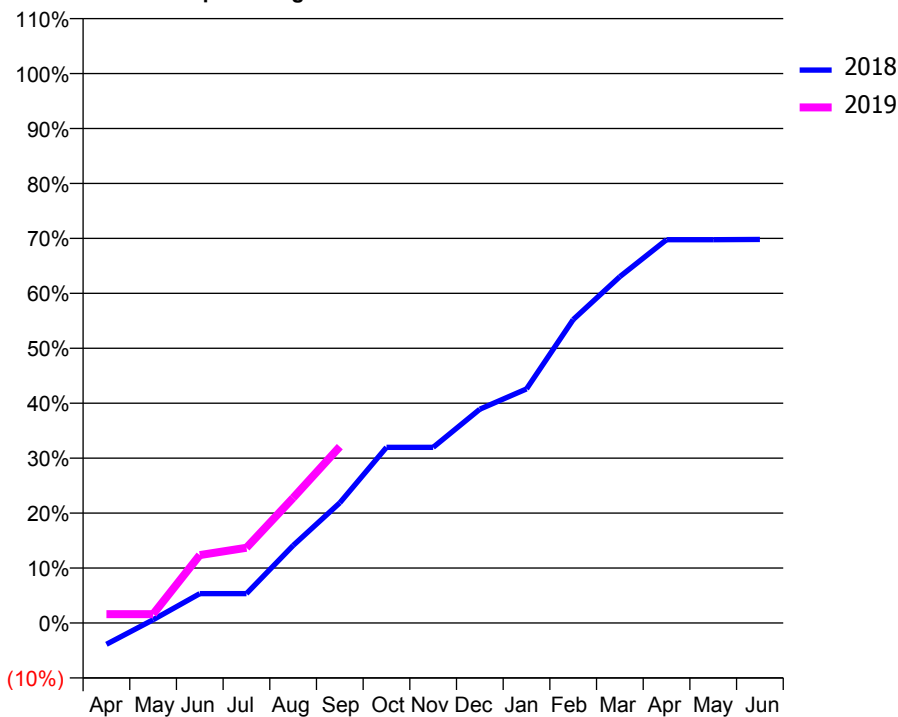
### ACCESS\*

Patients seen in 24 months	Total	Change since previous quarter
Quarter ending September 2017	3,482	
Quarter ending December 2017	3,437	↓
Quarter ending March 2018	3,409	→
Quarter ending June 2018	3,373	↓
Quarter ending September 2018	3,299	↓
<b>Variance since September 2017</b>	<b>(5.3%)</b>	<b>↓</b>



### ACTIVITY

Cumulative percentage of contracted UDA delivered 2018 & 2019



Adjusted Scheduled Activity (UDA)

Month	2018	2019
April	-382	158
May	58	158
June	526	1,216
July	526	1,348
August	1,388	2,238
September	2,151	3,154
October	3,144	
November	3,144	
December	3,825	
January	4,188	
February	5,428	
March	6,198	
April	6,858	
May	6,858	
June	6,862	

### QUALITY

	Quantity	Base Number	Contract	AT	Region	England
% of FP17s for the same patient ID Re-attending within 3 months - Children	24	467	5.1%	9.4%	11.4%	11.6%
% of FP17s for the same patient ID Re-attending within 3 months - Adults	184	1,876	9.8%	13.8%	15.0%	15.5%
% of FP17s for the same patient ID Re-attending between 3 & 9 months - Children	299	467	64.0%	61.4%	59.9%	58.8%
% of FP17s for the same patient ID Re-attending between 3 & 9 months - Adults	1,039	1,876	55.4%	52.7%	52.0%	51.1%
% of FP17s for Band 1 Urgent Courses	62	1,665	3.7%	7.6%	8.0%	9.0%
% of FP17s Relating to Free Repair or Replacements	25	1,665	1.5%	0.8%	0.8%	0.8%
% of FP17s Relating to Continuations	12	1,665	0.7%	0.9%	0.9%	0.9%
% of Patients satisfied with the dentistry they have received	1	1	N/A	93.3%	93.5%	93.3%
% of Patients satisfied with the time they had to wait for an appointment	0	1	N/A	86.3%	89.1%	88.9%

\* This is based on patients treated on this contract for their most recent course of treatment. Figures in italics indicate the base number of FP17s or Patient Questionnaire responses are less than 100. N/A is shown where the base number of responses is less than 10 during the period. % is calculated as Quantity/Base number\*100

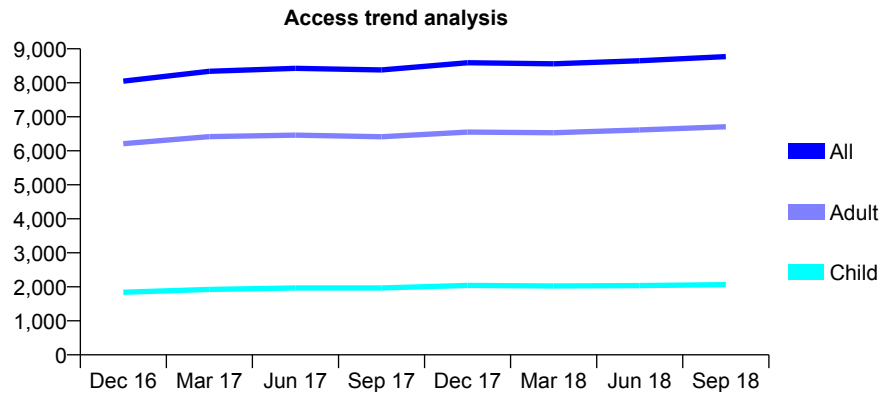
## Q59 - Vital Signs At a Glance Contract Report for 183865/0002 - September 2018

Name or company name	H Amin & A Patel
Contract type name	GDS Contract
Purpose of contract	General
Contract start date	01/10/2013
Contract end date	

18/19 Contracted general activity (UDA)	19,643
Carry forward general activity (UDA)	-242
18/19 Contracted orthodontic activity (UOA)	0
Carry forward orthodontic activity (UOA)	0
Baseline contract value	£422,887.90

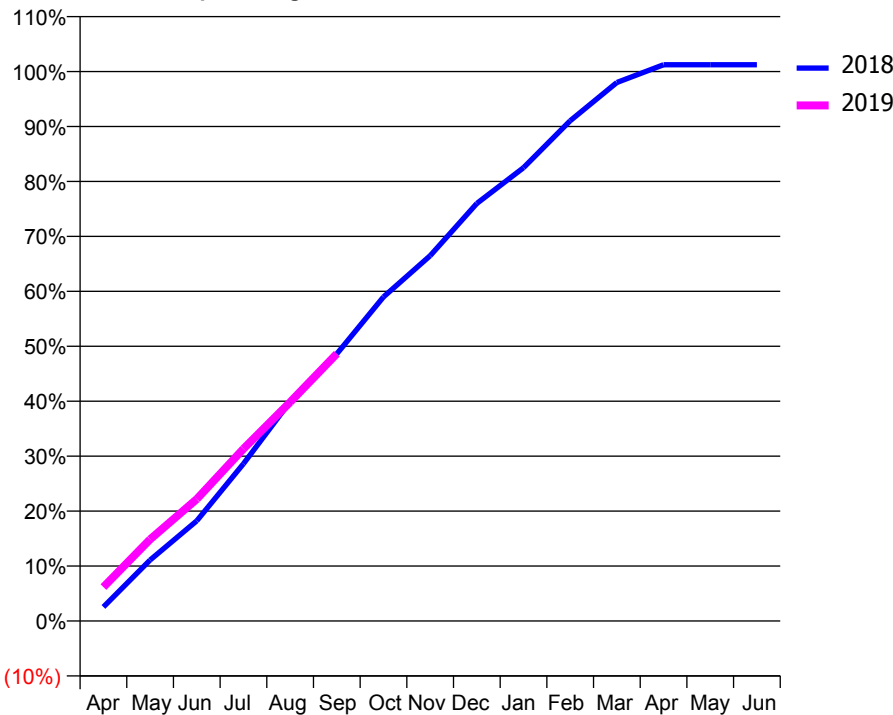
### ACCESS\*

Patients seen in 24 months	Total	Change since previous quarter
Quarter ending September 2017	8,378	
Quarter ending December 2017	8,592	↑
Quarter ending March 2018	8,557	→
Quarter ending June 2018	8,650	→
Quarter ending September 2018	8,772	→
<b>Variance since September 2017</b>	<b>4.7%</b>	<b>↑</b>



### ACTIVITY

Cumulative percentage of contracted UDA delivered 2018 & 2019



Month	Adjusted Scheduled Activity (UDA)	
	2018	2019
April	503	1,213
May	2,180	2,920
June	3,582	4,357
July	5,621	6,158
August	7,845	7,827
September	9,552	9,553
October	11,584	
November	13,057	
December	14,925	
January	16,204	
February	17,882	
March	19,252	
April	19,882	
May	19,885	
June	19,885	

### QUALITY

	Quantity	Base Number	Contract	AT	Region	England
% of FP17s for the same patient ID Re-attending within 3 months - Children	112	1,701	6.6%	9.4%	11.4%	11.6%
% of FP17s for the same patient ID Re-attending within 3 months - Adults	454	4,753	9.6%	13.8%	15.0%	15.5%
% of FP17s for the same patient ID Re-attending between 3 & 9 months - Children	1,173	1,701	69.0%	61.4%	59.9%	58.8%
% of FP17s for the same patient ID Re-attending between 3 & 9 months - Adults	2,895	4,753	60.9%	52.7%	52.0%	51.1%
% of FP17s for Band 1 Urgent Courses	277	5,445	5.1%	7.6%	8.0%	9.0%
% of FP17s Relating to Free Repair or Replacements	41	5,445	0.8%	0.8%	0.8%	0.8%
% of FP17s Relating to Continuations	21	5,445	0.4%	0.9%	0.9%	0.9%
% of Patients satisfied with the dentistry they have received	4	4	N/A	93.3%	93.5%	93.3%
% of Patients satisfied with the time they had to wait for an appointment	4	4	N/A	86.3%	89.1%	88.9%

\* This is based on patients treated on this contract for their most recent course of treatment. Figures in italics indicate the base number of FP17s or Patient Questionnaire responses are less than 100. N/A is shown where the base number of responses is less than 10 during the period. % is calculated as Quantity/Base number\*100

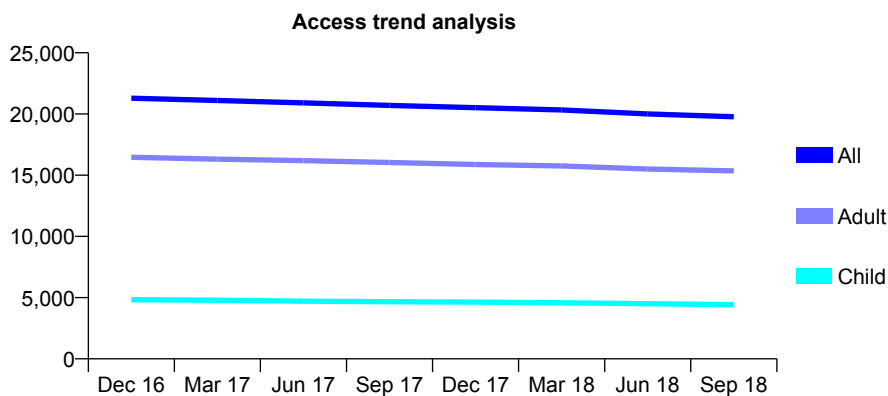
## Q59 - Vital Signs At a Glance Contract Report for 187208/0001 - September 2018

Name or company name	Mr N Maxey & Mr W Welch
Contract type name	GDS Contract
Purpose of contract	General and Orthodontic
Contract start date	01/04/2006
Contract end date	

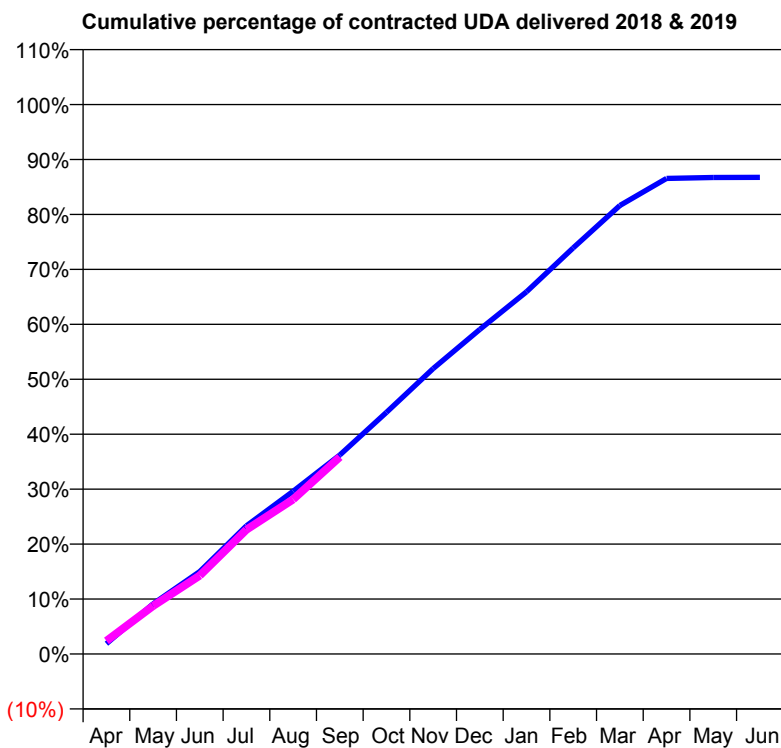
18/19 Contracted general activity (UDA)	63,070
Carry forward general activity (UDA)	0
18/19 Contracted orthodontic activity (UOA)	705
Carry forward orthodontic activity (UOA)	1
Baseline contract value	£1,549,149.27

### ACCESS\*

Patients seen in 24 months	Total	Change since previous quarter
Quarter ending September 2017	20,705	
Quarter ending December 2017	20,513	→
Quarter ending March 2018	20,332	→
Quarter ending June 2018	20,010	↓
Quarter ending September 2018	19,775	↓
<b>Variance since September 2017</b>	<b>(4.5%)</b>	<b>↓</b>



### ACTIVITY



Adjusted Scheduled Activity (UDA)		
Month	2018	2019
April	1,179	1,509
May	5,766	5,523
June	9,459	9,014
July	14,720	14,265
August	18,673	17,747
September	22,848	22,616
October	27,747	
November	32,758	
December	37,266	
January	41,579	
February	46,612	
March	51,485	
April	54,592	
May	54,693	
June	54,702	

### QUALITY

	Quantity	Base Number	Contract	AT	Region	England
% of FP17s for the same patient ID Re-attending within 3 months - Children	195	3,504	5.6%	9.4%	11.4%	11.6%
% of FP17s for the same patient ID Re-attending within 3 months - Adults	1,299	11,276	11.5%	13.8%	15.0%	15.5%
% of FP17s for the same patient ID Re-attending between 3 & 9 months - Children	2,220	3,504	63.4%	61.4%	59.9%	58.8%
% of FP17s for the same patient ID Re-attending between 3 & 9 months - Adults	6,353	11,276	56.3%	52.7%	52.0%	51.1%
% of FP17s for Band 1 Urgent Courses	749	13,236	5.7%	7.6%	8.0%	9.0%
% of FP17s Relating to Free Repair or Replacements	106	13,236	0.8%	0.8%	0.8%	0.8%
% of FP17s Relating to Continuations	106	13,236	0.8%	0.9%	0.9%	0.9%
% of Patients satisfied with the dentistry they have received	14	14	100.0%	93.3%	93.5%	93.3%
% of Patients satisfied with the time they had to wait for an appointment	12	14	85.7%	86.3%	89.1%	88.9%

\* This is based on patients treated on this contract for their most recent course of treatment. Figures in italics indicate the base number of FP17s or Patient Questionnaire responses are less than 100. N/A is shown where the base number of responses is less than 10 during the period. % is calculated as Quantity/Base number\*100

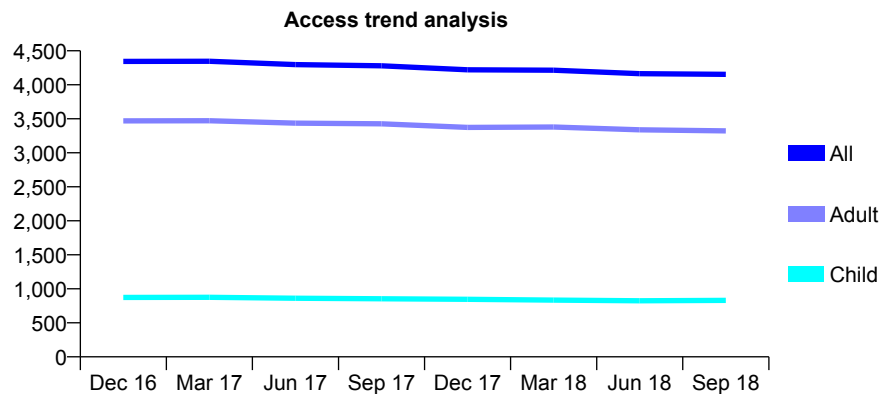
## Q59 - Vital Signs At a Glance Contract Report for 187208/0002 - September 2018

Name or company name	Mr N Maxey & Mr W Welch
Contract type name	GDS Contract
Purpose of contract	General
Contract start date	01/04/2006
Contract end date	

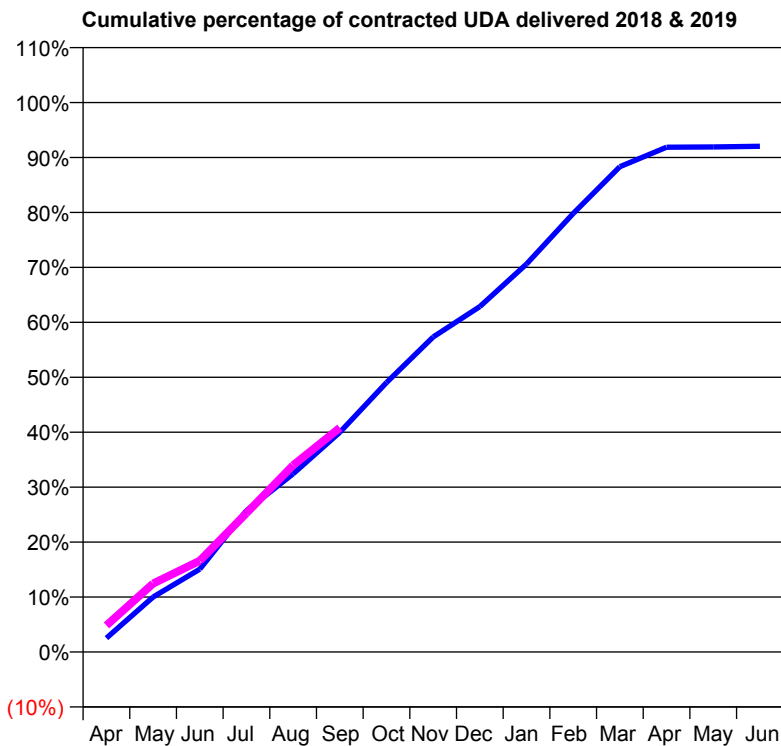
18/19 Contracted general activity (UDA)	12,165
Carry forward general activity (UDA)	0
18/19 Contracted orthodontic activity (UOA)	0
Carry forward orthodontic activity (UOA)	0
Baseline contract value	£271,202.04

### ACCESS\*

Patients seen in 24 months	Total	Change since previous quarter
Quarter ending September 2017	4,280	
Quarter ending December 2017	4,220	↓
Quarter ending March 2018	4,215	→
Quarter ending June 2018	4,163	↓
Quarter ending September 2018	4,153	→
<b>Variance since September 2017</b>	<b>(3.0%)</b>	<b>↓</b>



### ACTIVITY



Month	Adjusted Scheduled Activity (UDA)	
	2018	2019
April	308	589
May	1,217	1,515
June	1,835	2,020
July	3,132	3,074
August	3,945	4,135
September	4,864	4,963
October	5,963	
November	6,973	
December	7,648	
January	8,588	
February	9,709	
March	10,743	
April	11,176	
May	11,182	
June	11,195	

### QUALITY

	Quantity	Base Number	Contract	AT	Region	England
% of FP17s for the same patient ID Re-attending within 3 months - Children	23	619	3.7%	9.4%	11.4%	11.6%
% of FP17s for the same patient ID Re-attending within 3 months - Adults	225	2,322	9.7%	13.8%	15.0%	15.5%
% of FP17s for the same patient ID Re-attending between 3 & 9 months - Children	405	619	65.4%	61.4%	59.9%	58.8%
% of FP17s for the same patient ID Re-attending between 3 & 9 months - Adults	1,420	2,322	61.2%	52.7%	52.0%	51.1%
% of FP17s for Band 1 Urgent Courses	154	2,699	5.7%	7.6%	8.0%	9.0%
% of FP17s Relating to Free Repair or Replacements	14	2,699	0.5%	0.8%	0.8%	0.8%
% of FP17s Relating to Continuations	16	2,699	0.6%	0.9%	0.9%	0.9%
% of Patients satisfied with the dentistry they have received	3	3	N/A	93.3%	93.5%	93.3%
% of Patients satisfied with the time they had to wait for an appointment	3	3	N/A	86.3%	89.1%	88.9%

\* This is based on patients treated on this contract for their most recent course of treatment. Figures in italics indicate the base number of FP17s or Patient Questionnaire responses are less than 100. N/A is shown where the base number of responses is less than 10 during the period. % is calculated as Quantity/Base number\*100

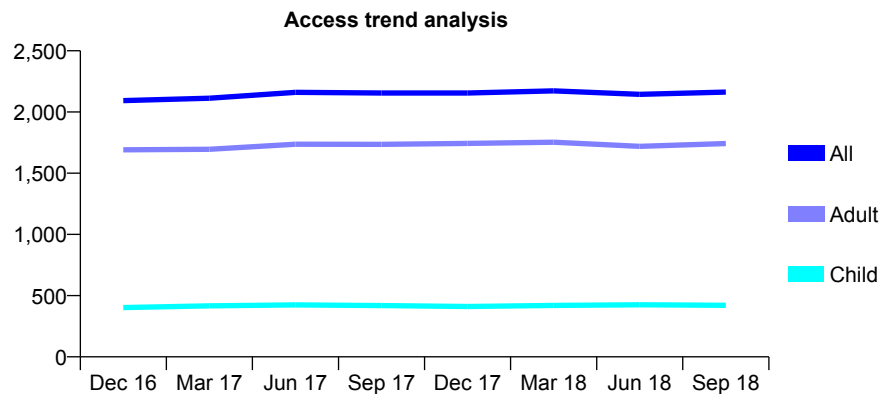
## Q59 - Vital Signs At a Glance Contract Report for 187313/0002 - September 2018

Name or company name	J Ahmad, M Hallen, A Persson & A Alfreds
Contract type name	GDS Contract
Purpose of contract	General
Contract start date	01/04/2010
Contract end date	

18/19 Contracted general activity (UDA)	9,152
Carry forward general activity (UDA)	0
18/19 Contracted orthodontic activity (UOA)	0
Carry forward orthodontic activity (UOA)	0
Baseline contract value	£186,311.20

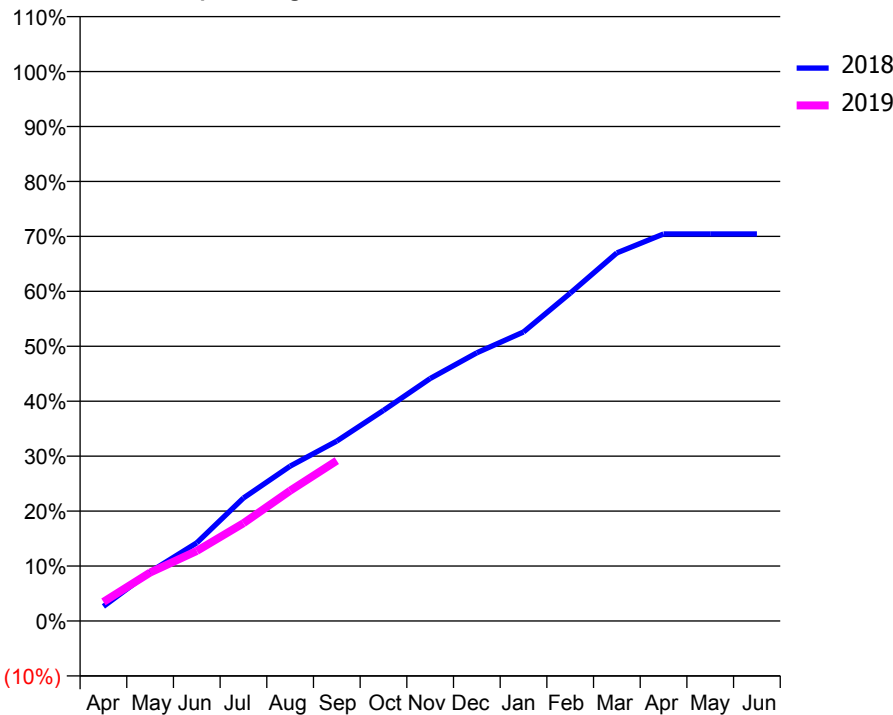
### ACCESS\*

Patients seen in 24 months	Total	Change since previous quarter
Quarter ending September 2017	2,155	
Quarter ending December 2017	2,155	→
Quarter ending March 2018	2,173	→
Quarter ending June 2018	2,144	↓
Quarter ending September 2018	2,163	→
<b>Variance since September 2017</b>	<b>0.4%</b>	<b>→</b>



### ACTIVITY

Cumulative percentage of contracted UDA delivered 2018 & 2019



Month	Adjusted Scheduled Activity (UDA)	
	2018	2019
April	243	319
May	819	806
June	1,303	1,166
July	2,048	1,630
August	2,579	2,171
September	2,998	2,671
October	3,508	
November	4,038	
December	4,468	
January	4,813	
February	5,461	
March	6,131	
April	6,446	
May	6,446	
June	6,446	

### QUALITY

	Quantity	Base Number	Contract	AT	Region	England
% of FP17s for the same patient ID Re-attending within 3 months - Children	10	310	3.2%	9.4%	11.4%	11.6%
% of FP17s for the same patient ID Re-attending within 3 months - Adults	143	1,241	11.5%	13.8%	15.0%	15.5%
% of FP17s for the same patient ID Re-attending between 3 & 9 months - Children	214	310	69.0%	61.4%	59.9%	58.8%
% of FP17s for the same patient ID Re-attending between 3 & 9 months - Adults	831	1,241	67.0%	52.7%	52.0%	51.1%
% of FP17s for Band 1 Urgent Courses	134	1,424	9.4%	7.6%	8.0%	9.0%
% of FP17s Relating to Free Repair or Replacements	0	1,424	0.0%	0.8%	0.8%	0.8%
% of FP17s Relating to Continuations	11	1,424	0.8%	0.9%	0.9%	0.9%
% of Patients satisfied with the dentistry they have received	4	4	N/A	93.3%	93.5%	93.3%
% of Patients satisfied with the time they had to wait for an appointment	3	4	N/A	86.3%	89.1%	88.9%

\* This is based on patients treated on this contract for their most recent course of treatment. Figures in italics indicate the base number of FP17s or Patient Questionnaire responses are less than 100. N/A is shown where the base number of responses is less than 10 during the period. % is calculated as Quantity/Base number\*100

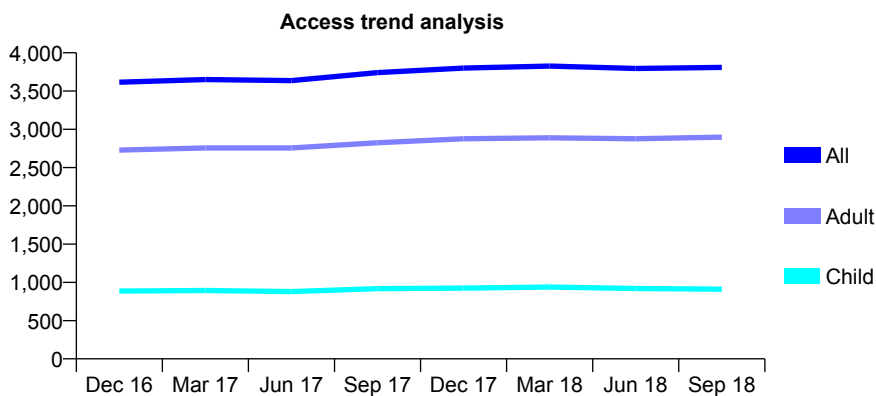
## Q59 - Vital Signs At a Glance Contract Report for 188107/0001 - September 2018

Name or company name	Mr I Razaq
Contract type name	GDS Contract
Purpose of contract	General
Contract start date	15/08/2006
Contract end date	

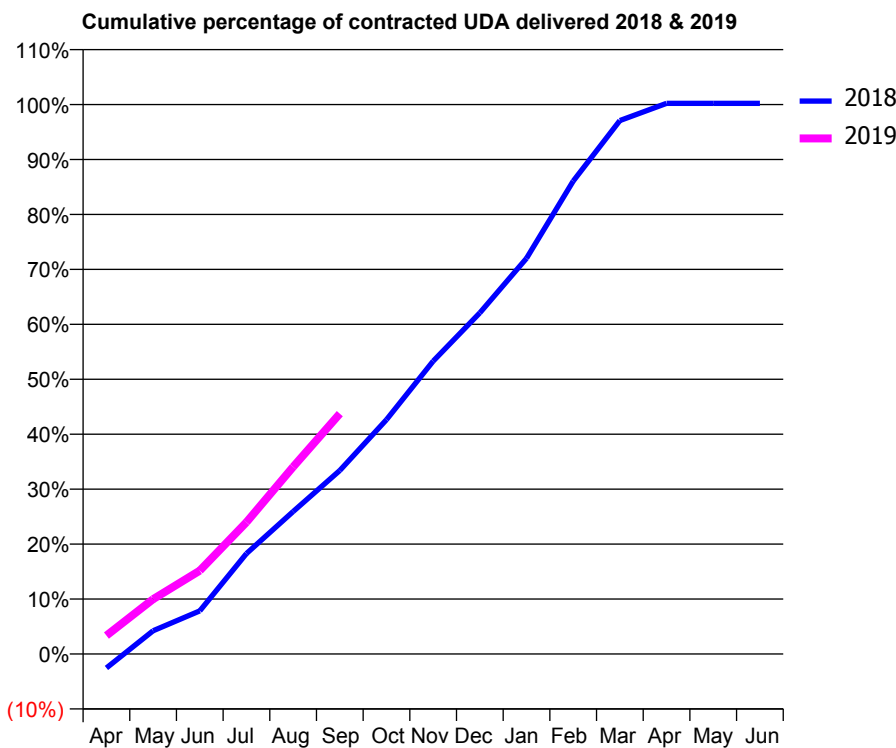
18/19 Contracted general activity (UDA)	13,300
Carry forward general activity (UDA)	74
18/19 Contracted orthodontic activity (UOA)	0
Carry forward orthodontic activity (UOA)	0
Baseline contract value	£348,977.27

### ACCESS\*

Patients seen in 24 months	Total	Change since previous quarter
Quarter ending September 2017	3,742	
Quarter ending December 2017	3,801	→
Quarter ending March 2018	3,827	→
Quarter ending June 2018	3,796	→
Quarter ending September 2018	3,809	→
<b>Variance since September 2017</b>	<b>1.8%</b>	<b>→</b>



### ACTIVITY



Month	2018	2019
April	-316	446
May	521	1,329
June	966	2,020
July	2,249	3,191
August	3,189	4,529
September	4,108	5,818
October	5,244	
November	6,557	
December	7,636	
January	8,857	
February	10,586	
March	11,942	
April	12,326	
May	12,326	
June	12,326	

### QUALITY

	Quantity	Base Number	Contract	AT	Region	England
% of FP17s for the same patient ID Re-attending within 3 months - Children	40	711	5.6%	9.4%	11.4%	11.6%
% of FP17s for the same patient ID Re-attending within 3 months - Adults	247	2,070	11.9%	13.8%	15.0%	15.5%
% of FP17s for the same patient ID Re-attending between 3 & 9 months - Children	539	711	75.8%	61.4%	59.9%	58.8%
% of FP17s for the same patient ID Re-attending between 3 & 9 months - Adults	1,340	2,070	64.7%	52.7%	52.0%	51.1%
% of FP17s for Band 1 Urgent Courses	210	2,628	8.0%	7.6%	8.0%	9.0%
% of FP17s Relating to Free Repair or Replacements	17	2,628	0.6%	0.8%	0.8%	0.8%
% of FP17s Relating to Continuations	12	2,628	0.5%	0.9%	0.9%	0.9%
% of Patients satisfied with the dentistry they have received	8	8	N/A	93.3%	93.5%	93.3%
% of Patients satisfied with the time they had to wait for an appointment	8	8	N/A	86.3%	89.1%	88.9%

\* This is based on patients treated on this contract for their most recent course of treatment. Figures in italics indicate the base number of FP17s or Patient Questionnaire responses are less than 100. N/A is shown where the base number of responses is less than 10 during the period. % is calculated as Quantity/Base number\*100

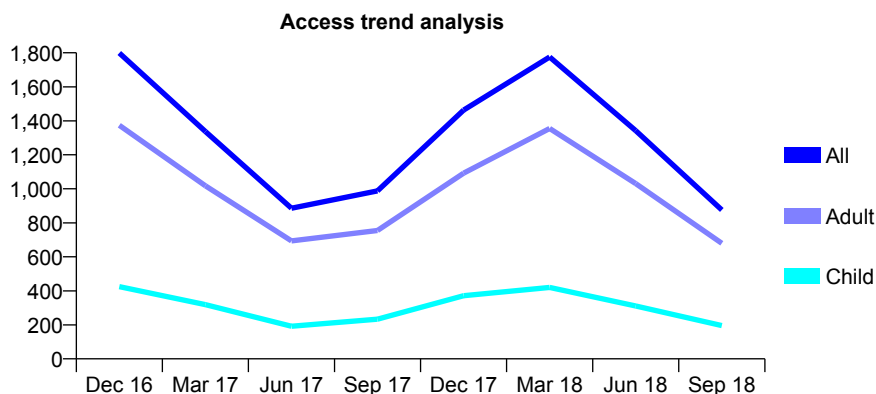
## Q59 - Vital Signs At a Glance Contract Report for 188867/0001 - September 2018

Name or company name	Mr Moroney& Ms N Whitley
Contract type name	GDS Contract
Purpose of contract	General
Contract start date	01/10/2013
Contract end date	31/05/2018

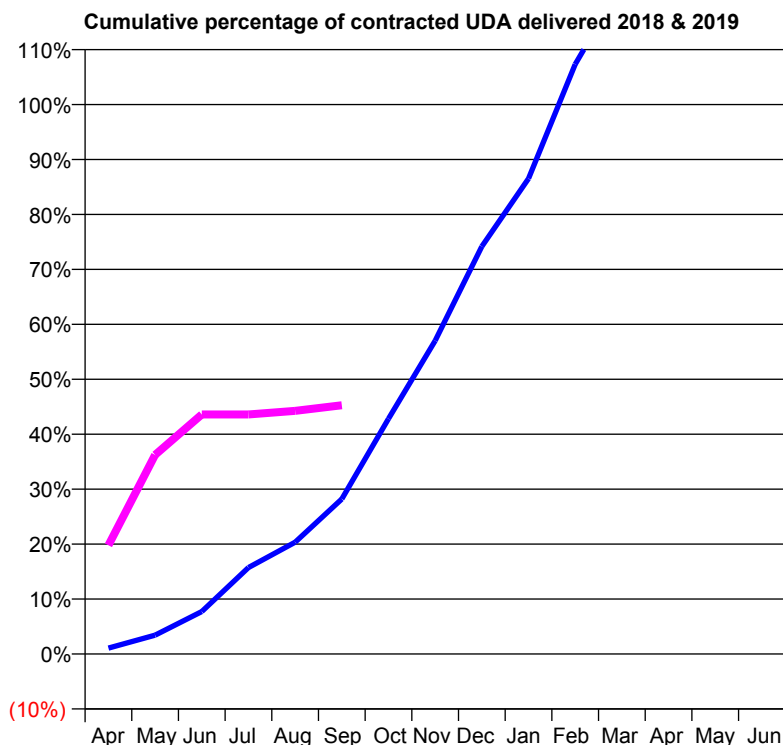
18/19 Contracted general activity (UDA)	596
Carry forward general activity (UDA)	0
18/19 Contracted orthodontic activity (UOA)	0
Carry forward orthodontic activity (UOA)	0
Baseline contract value	£13,770.69

### ACCESS\*

Patients seen in 24 months	Total	Change since previous quarter
Quarter ending September 2017	988	
Quarter ending December 2017	1,463	↑
Quarter ending March 2018	1,775	↑
Quarter ending June 2018	1,342	↓
Quarter ending September 2018	876	↓
<b>Variance since September 2017</b>	<b>(11.3%)</b>	<b>↓</b>



### ACTIVITY



Month	Adjusted Scheduled Activity (UDA)	
	2018	2019
April	39	118
May	123	216
June	276	260
July	563	260
August	728	264
September	1,009	270
October	1,532	
November	2,040	
December	2,654	
January	3,096	
February	3,840	
March	4,356	
April	4,481	
May	4,481	
June	4,482	

### QUALITY

	Quantity	Base Number	Contract	AT	Region	England
% of FP17s for the same patient ID Re-attending within 3 months - Children	0	12	0.0%	9.4%	11.4%	11.6%
% of FP17s for the same patient ID Re-attending within 3 months - Adults	8	87	9.2%	13.8%	15.0%	15.5%
% of FP17s for the same patient ID Re-attending between 3 & 9 months - Children	2	12	16.7%	61.4%	59.9%	58.8%
% of FP17s for the same patient ID Re-attending between 3 & 9 months - Adults	17	87	19.5%	52.7%	52.0%	51.1%
% of FP17s for Band 1 Urgent Courses	4	63	6.3%	7.6%	8.0%	9.0%
% of FP17s Relating to Free Repair or Replacements	0	63	0.0%	0.8%	0.8%	0.8%
% of FP17s Relating to Continuations	2	63	3.2%	0.9%	0.9%	0.9%
% of Patients satisfied with the dentistry they have received	0	0	N/A	93.3%	93.5%	93.3%
% of Patients satisfied with the time they had to wait for an appointment	0	0	N/A	86.3%	89.1%	88.9%

\* This is based on patients treated on this contract for their most recent course of treatment. Figures in italics indicate the base number of FP17s or Patient Questionnaire responses are less than 100. N/A is shown where the base number of responses is less than 10 during the period. % is calculated as Quantity/Base number\*100

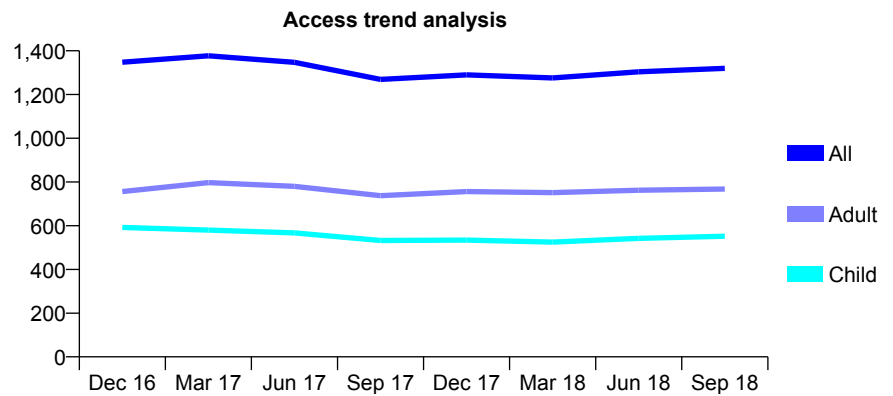
## Q59 - Vital Signs At a Glance Contract Report for 189820/0001 - September 2018

Name or company name	J & P Pallipatt T/A Aesthetic Smiles
Contract type name	GDS Contract
Purpose of contract	General
Contract start date	01/12/2010
Contract end date	

18/19 Contracted general activity (UDA)	3,000
Carry forward general activity (UDA)	-7
18/19 Contracted orthodontic activity (UOA)	0
Carry forward orthodontic activity (UOA)	0
Baseline contract value	£144,646.90

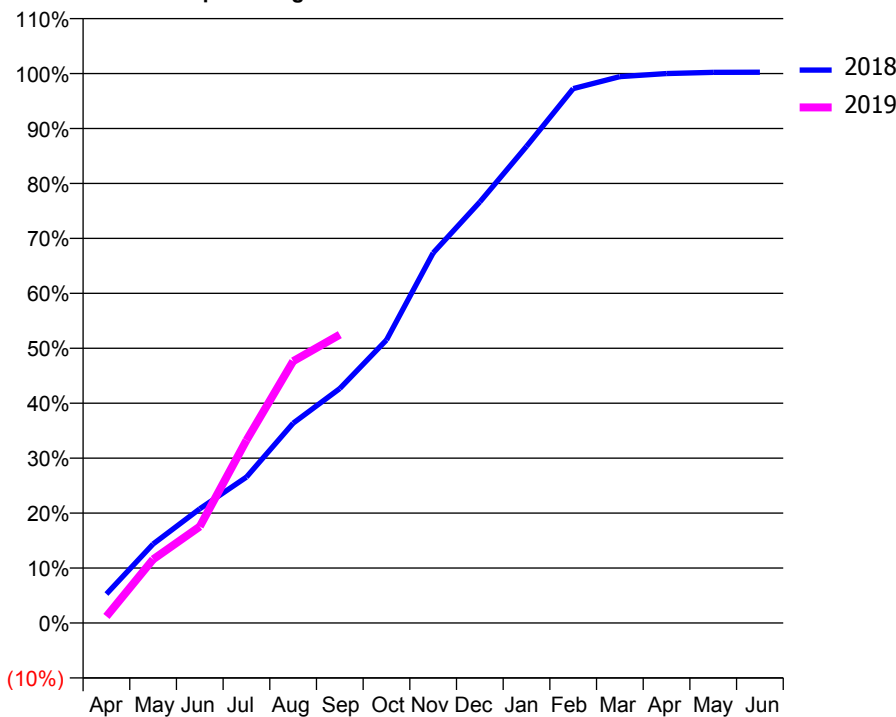
### ACCESS\*

Patients seen in 24 months	Total	Change since previous quarter
Quarter ending September 2017	1,269	
Quarter ending December 2017	1,290	→
Quarter ending March 2018	1,276	↓
Quarter ending June 2018	1,304	↑
Quarter ending September 2018	1,320	→
<b>Variance since September 2017</b>	<b>4.0%</b>	<b>↑</b>



### ACTIVITY

Cumulative percentage of contracted UDA delivered 2018 & 2019



Month	Adjusted Scheduled Activity (UDA)	
	2018	2019
April	158	36
May	432	347
June	624	527
July	797	998
August	1,091	1,430
September	1,280	1,574
October	1,545	
November	2,021	
December	2,299	
January	2,602	
February	2,917	
March	2,983	
April	3,000	
May	3,006	
June	3,007	

### QUALITY

	Quantity	Base Number	Contract	AT	Region	England
% of FP17s for the same patient ID Re-attending within 3 months - Children	34	351	9.7%	9.4%	11.4%	11.6%
% of FP17s for the same patient ID Re-attending within 3 months - Adults	78	466	16.7%	13.8%	15.0%	15.5%
% of FP17s for the same patient ID Re-attending between 3 & 9 months - Children	152	351	43.3%	61.4%	59.9%	58.8%
% of FP17s for the same patient ID Re-attending between 3 & 9 months - Adults	205	466	44.0%	52.7%	52.0%	51.1%
% of FP17s for Band 1 Urgent Courses	76	799	9.5%	7.6%	8.0%	9.0%
% of FP17s Relating to Free Repair or Replacements	0	799	0.0%	0.8%	0.8%	0.8%
% of FP17s Relating to Continuations	1	799	0.1%	0.9%	0.9%	0.9%
% of Patients satisfied with the dentistry they have received	1	1	N/A	93.3%	93.5%	93.3%
% of Patients satisfied with the time they had to wait for an appointment	1	1	N/A	86.3%	89.1%	88.9%

\* This is based on patients treated on this contract for their most recent course of treatment. Figures in italics indicate the base number of FP17s or Patient Questionnaire responses are less than 100. N/A is shown where the base number of responses is less than 10 during the period. % is calculated as Quantity/Base number\*100



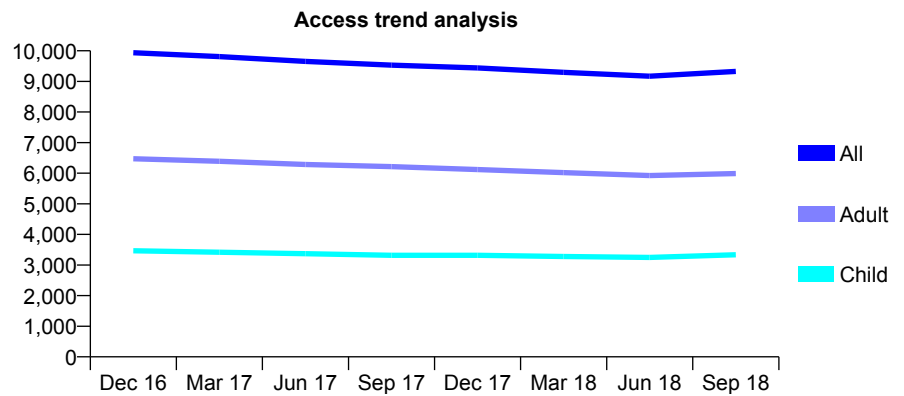
## Q59 - Vital Signs At a Glance Contract Report for 189960/0001 - September 2018

Name or company name	Mr Z Kapadia & Mr N F Kapadia
Contract type name	GDS Contract
Purpose of contract	General
Contract start date	01/04/2014
Contract end date	

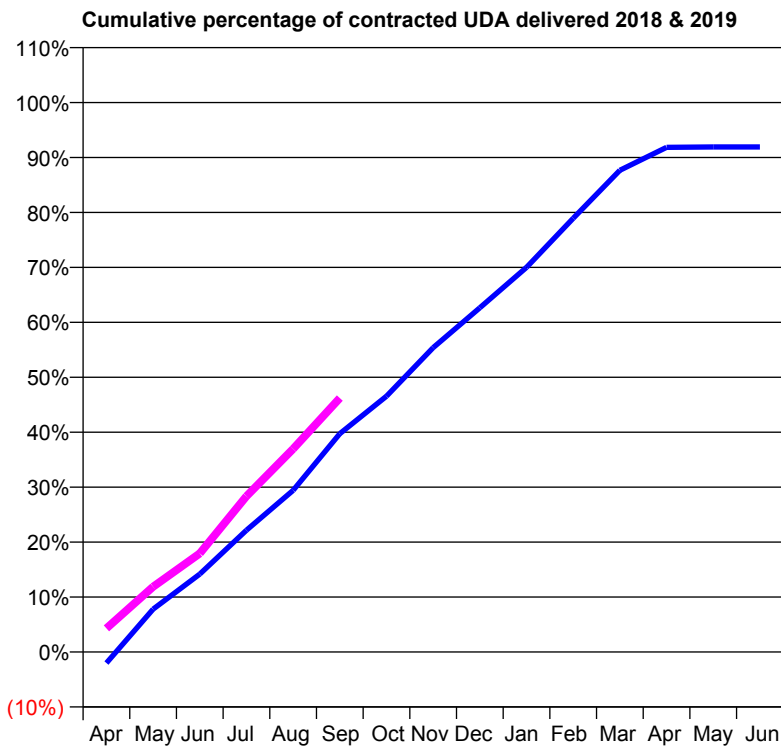
18/19 Contracted general activity (UDA)	23,121
Carry forward general activity (UDA)	0
18/19 Contracted orthodontic activity (UOA)	0
Carry forward orthodontic activity (UOA)	0
Baseline contract value	£576,110.26

### ACCESS\*

Patients seen in 24 months	Total	Change since previous quarter
Quarter ending September 2017	9,532	
Quarter ending December 2017	9,438	→
Quarter ending March 2018	9,296	↓
Quarter ending June 2018	9,170	↓
Quarter ending September 2018	9,326	→
<b>Variance since September 2017</b>	<b>(2.2%)</b>	<b>↓</b>



### ACTIVITY



Adjusted Scheduled Activity (UDA)		
Month	2018	2019
April	-467	995
May	1,803	2,746
June	3,279	4,152
July	5,123	6,556
August	6,804	8,550
September	9,189	10,688
October	10,766	
November	12,804	
December	14,482	
January	16,182	
February	18,251	
March	20,267	
April	21,235	
May	21,253	
June	21,253	

### QUALITY

	Quantity	Base Number	Contract	AT	Region	England
% of FP17s for the same patient ID Re-attending within 3 months - Children	236	3,190	7.4%	9.4%	11.4%	11.6%
% of FP17s for the same patient ID Re-attending within 3 months - Adults	569	4,761	12.0%	13.8%	15.0%	15.5%
% of FP17s for the same patient ID Re-attending between 3 & 9 months - Children	2,261	3,190	70.9%	61.4%	59.9%	58.8%
% of FP17s for the same patient ID Re-attending between 3 & 9 months - Adults	2,910	4,761	61.1%	52.7%	52.0%	51.1%
% of FP17s for Band 1 Urgent Courses	372	6,878	5.4%	7.6%	8.0%	9.0%
% of FP17s Relating to Free Repair or Replacements	48	6,878	0.7%	0.8%	0.8%	0.8%
% of FP17s Relating to Continuations	14	6,878	0.2%	0.9%	0.9%	0.9%
% of Patients satisfied with the dentistry they have received	5	5	N/A	93.3%	93.5%	93.3%
% of Patients satisfied with the time they had to wait for an appointment	4	5	N/A	86.3%	89.1%	88.9%

\* This is based on patients treated on this contract for their most recent course of treatment. Figures in italics indicate the base number of FP17s or Patient Questionnaire responses are less than 100. N/A is shown where the base number of responses is less than 10 during the period. % is calculated as Quantity/Base number\*100

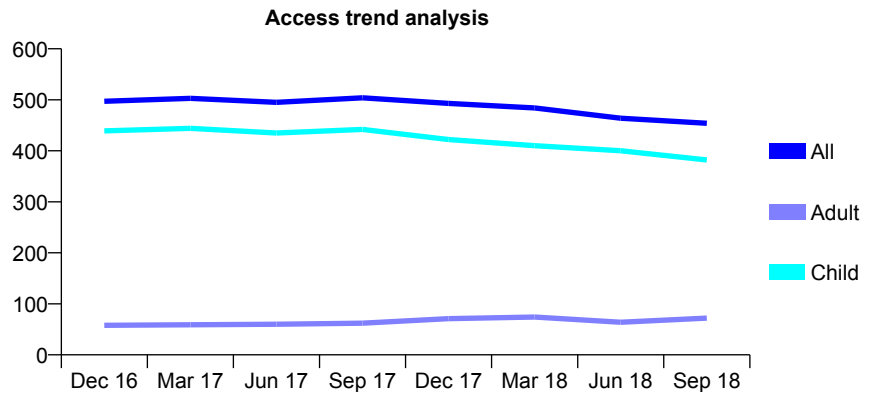
## Q59 - Vital Signs At a Glance Contract Report for 191248/0001 - September 2018

Name or company name	Mr K Makwana & Mr P Patel
Contract type name	GDS Contract
Purpose of contract	General
Contract start date	01/02/2012
Contract end date	

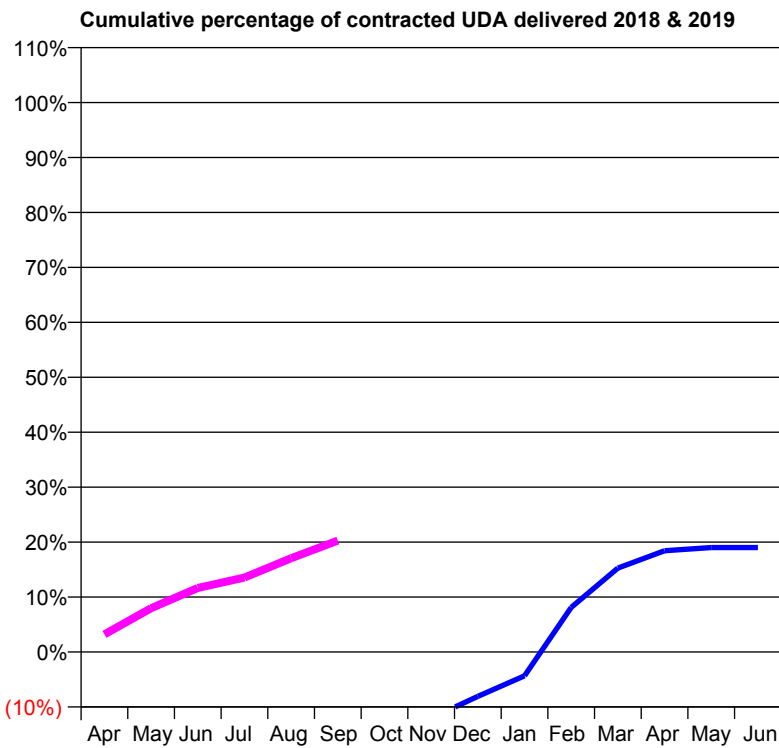
18/19 Contracted general activity (UDA)	2,000
Carry forward general activity (UDA)	0
18/19 Contracted orthodontic activity (UOA)	0
Carry forward orthodontic activity (UOA)	0
Baseline contract value	£46,201.19

### ACCESS\*

Patients seen in 24 months	Total	Change since previous quarter
Quarter ending September 2017	504	
Quarter ending December 2017	493	↓
Quarter ending March 2018	484	↓
Quarter ending June 2018	464	↓
Quarter ending September 2018	454	↓
<b>Variance since September 2017</b>	<b>(9.9%)</b>	<b>↓</b>



### ACTIVITY



Month	Adjusted Scheduled Activity (UDA)	
	2018	2019
April	-573	64
May	-495	159
June	-469	233
July	-326	271
August	-261	341
September	-185	405
October	-174	
November	-121	
December	-81	
January	-44	
February	81	
March	153	
April	184	
May	190	
June	190	

### QUALITY

	Quantity	Base Number	Contract	AT	Region	England
% of FP17s for the same patient ID Re-attending within 3 months - Children	25	360	6.9%	9.4%	11.4%	11.6%
% of FP17s for the same patient ID Re-attending within 3 months - Adults	0	0	N/A	13.8%	15.0%	15.5%
% of FP17s for the same patient ID Re-attending between 3 & 9 months - Children	235	360	65.3%	61.4%	59.9%	58.8%
% of FP17s for the same patient ID Re-attending between 3 & 9 months - Adults	0	0	N/A	52.7%	52.0%	51.1%
% of FP17s for Band 1 Urgent Courses	7	332	2.1%	7.6%	8.0%	9.0%
% of FP17s Relating to Free Repair or Replacements	0	332	0.0%	0.8%	0.8%	0.8%
% of FP17s Relating to Continuations	0	332	0.0%	0.9%	0.9%	0.9%
% of Patients satisfied with the dentistry they have received	1	1	N/A	93.3%	93.5%	93.3%
% of Patients satisfied with the time they had to wait for an appointment	0	1	N/A	86.3%	89.1%	88.9%

\* This is based on patients treated on this contract for their most recent course of treatment. Figures in italics indicate the base number of FP17s or Patient Questionnaire responses are less than 100. N/A is shown where the base number of responses is less than 10 during the period. % is calculated as Quantity/Base number\*100

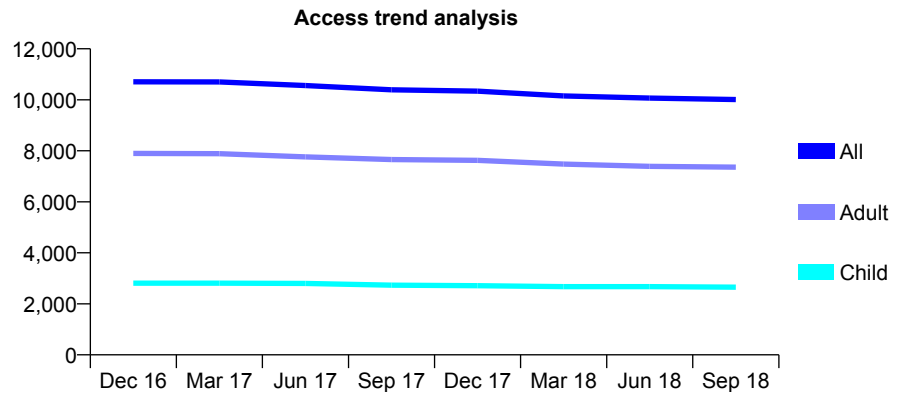
## Q59 - Vital Signs At a Glance Contract Report for 191310/0001 - September 2018

Name or company name	East Midlands Community Dental Ass. Ltd.
Contract type name	GDS Contract
Purpose of contract	General
Contract start date	15/11/2006
Contract end date	

18/19 Contracted general activity (UDA)	28,504
Carry forward general activity (UDA)	640
18/19 Contracted orthodontic activity (UOA)	0
Carry forward orthodontic activity (UOA)	0
Baseline contract value	£635,469.75

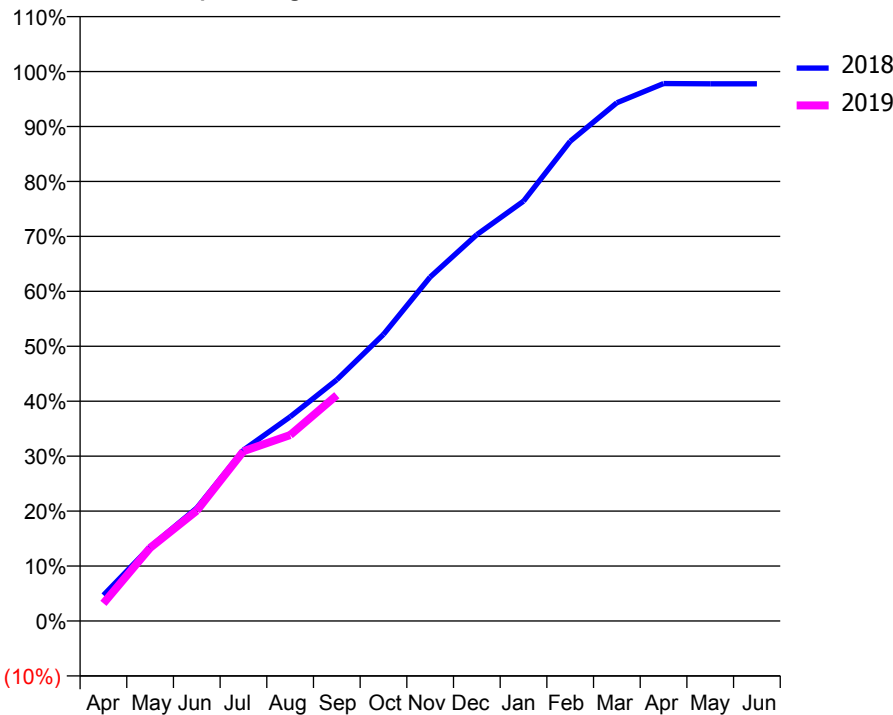
### ACCESS\*

Patients seen in 24 months	Total	Change since previous quarter
Quarter ending September 2017	10,394	
Quarter ending December 2017	10,339	→
Quarter ending March 2018	10,153	↓
Quarter ending June 2018	10,068	→
Quarter ending September 2018	10,013	→
<b>Variance since September 2017</b>	<b>(3.7%)</b>	<b>↓</b>



### ACTIVITY

Cumulative percentage of contracted UDA delivered 2018 & 2019



Month	Adjusted Scheduled Activity (UDA)	
	2018	2019
April	1,341	919
May	3,845	3,797
June	5,859	5,727
July	8,874	8,811
August	10,593	9,645
September	12,513	11,715
October	14,871	
November	17,841	
December	20,044	
January	21,782	
February	24,886	
March	26,886	
April	27,882	
May	27,864	
June	27,864	

### QUALITY

	Quantity	Base Number	Contract	AT	Region	England
% of FP17s for the same patient ID Re-attending within 3 months - Children	122	2,182	5.6%	9.4%	11.4%	11.6%
% of FP17s for the same patient ID Re-attending within 3 months - Adults	505	5,445	9.3%	13.8%	15.0%	15.5%
% of FP17s for the same patient ID Re-attending between 3 & 9 months - Children	1,568	2,182	71.9%	61.4%	59.9%	58.8%
% of FP17s for the same patient ID Re-attending between 3 & 9 months - Adults	3,624	5,445	66.6%	52.7%	52.0%	51.1%
% of FP17s for Band 1 Urgent Courses	508	7,106	7.1%	7.6%	8.0%	9.0%
% of FP17s Relating to Free Repair or Replacements	31	7,106	0.4%	0.8%	0.8%	0.8%
% of FP17s Relating to Continuations	8	7,106	0.1%	0.9%	0.9%	0.9%
% of Patients satisfied with the dentistry they have received	4	4	N/A	93.3%	93.5%	93.3%
% of Patients satisfied with the time they had to wait for an appointment	3	4	N/A	86.3%	89.1%	88.9%

\* This is based on patients treated on this contract for their most recent course of treatment. Figures in italics indicate the base number of FP17s or Patient Questionnaire responses are less than 100. N/A is shown where the base number of responses is less than 10 during the period. % is calculated as Quantity/Base number\*100

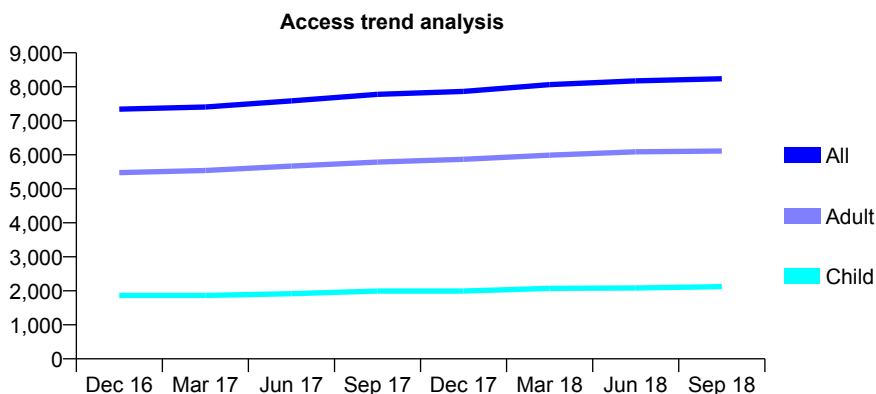
## Q59 - Vital Signs At a Glance Contract Report for 191310/0004 - September 2018

Name or company name	Apex Dental Ltd
Contract type name	GDS Contract
Purpose of contract	General
Contract start date	04/04/2008
Contract end date	

18/19 Contracted general activity (UDA)	21,000
Carry forward general activity (UDA)	-28
18/19 Contracted orthodontic activity (UOA)	0
Carry forward orthodontic activity (UOA)	0
Baseline contract value	£468,179.48

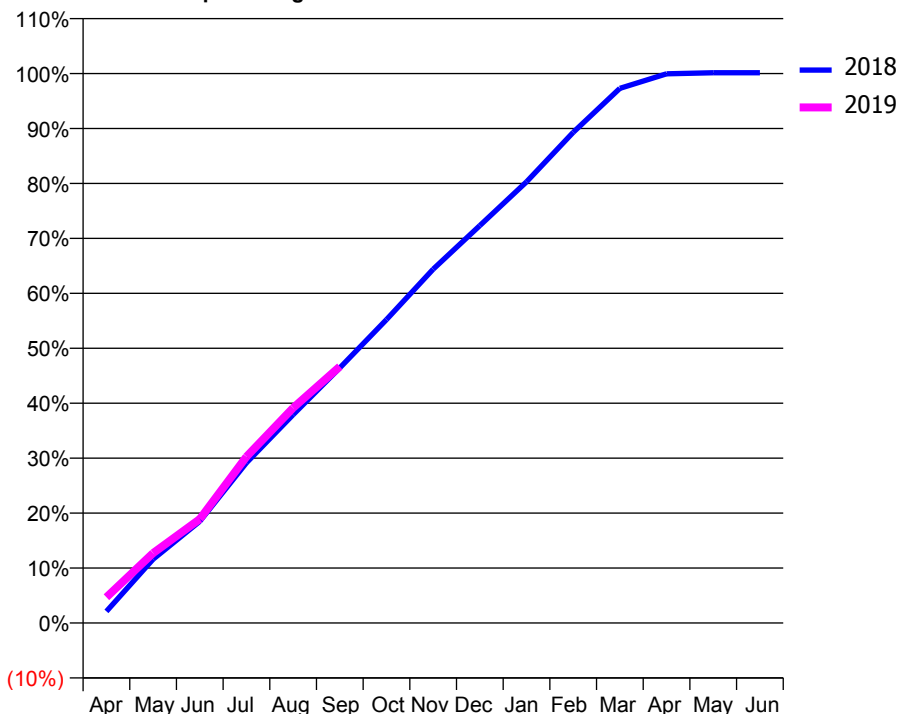
### ACCESS\*

Patients seen in 24 months	Total	Change since previous quarter
Quarter ending September 2017	7,778	
Quarter ending December 2017	7,865	→
Quarter ending March 2018	8,065	↑
Quarter ending June 2018	8,173	→
Quarter ending September 2018	8,236	→
<b>Variance since September 2017</b>	<b>5.9%</b>	<b>↑</b>



### ACTIVITY

Cumulative percentage of contracted UDA delivered 2018 & 2019



Month	Adjusted Scheduled Activity (UDA)	
	2018	2019
April	445	986
May	2,438	2,672
June	3,886	3,973
July	6,121	6,359
August	7,965	8,225
September	9,753	9,800
October	11,597	
November	13,525	
December	15,187	
January	16,859	
February	18,753	
March	20,432	
April	20,988	
May	21,031	
June	21,028	

### QUALITY

	Quantity	Base Number	Contract	AT	Region	England
% of FP17s for the same patient ID Re-attending within 3 months - Children	51	1,171	4.4%	9.4%	11.4%	11.6%
% of FP17s for the same patient ID Re-attending within 3 months - Adults	317	2,856	11.1%	13.8%	15.0%	15.5%
% of FP17s for the same patient ID Re-attending between 3 & 9 months - Children	498	1,171	42.5%	61.4%	59.9%	58.8%
% of FP17s for the same patient ID Re-attending between 3 & 9 months - Adults	847	2,856	29.7%	52.7%	52.0%	51.1%
% of FP17s for Band 1 Urgent Courses	321	3,829	8.4%	7.6%	8.0%	9.0%
% of FP17s Relating to Free Repair or Replacements	13	3,829	0.3%	0.8%	0.8%	0.8%
% of FP17s Relating to Continuations	31	3,829	0.8%	0.9%	0.9%	0.9%
% of Patients satisfied with the dentistry they have received	7	7	N/A	93.3%	93.5%	93.3%
% of Patients satisfied with the time they had to wait for an appointment	6	7	N/A	86.3%	89.1%	88.9%

\* This is based on patients treated on this contract for their most recent course of treatment. Figures in italics indicate the base number of FP17s or Patient Questionnaire responses are less than 100. N/A is shown where the base number of responses is less than 10 during the period. % is calculated as Quantity/Base number\*100

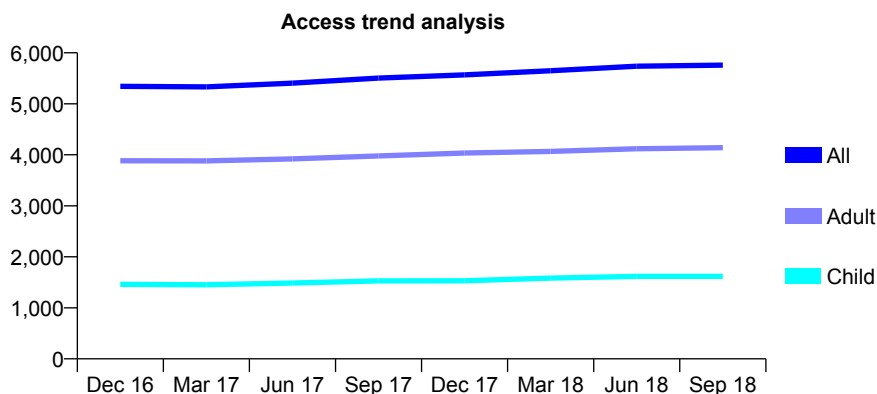
## Q59 - Vital Signs At a Glance Contract Report for 191779/0001 - September 2018

Name or company name	Dr H Moti & Dr J Shah
Contract type name	GDS Contract
Purpose of contract	General
Contract start date	01/05/2008
Contract end date	

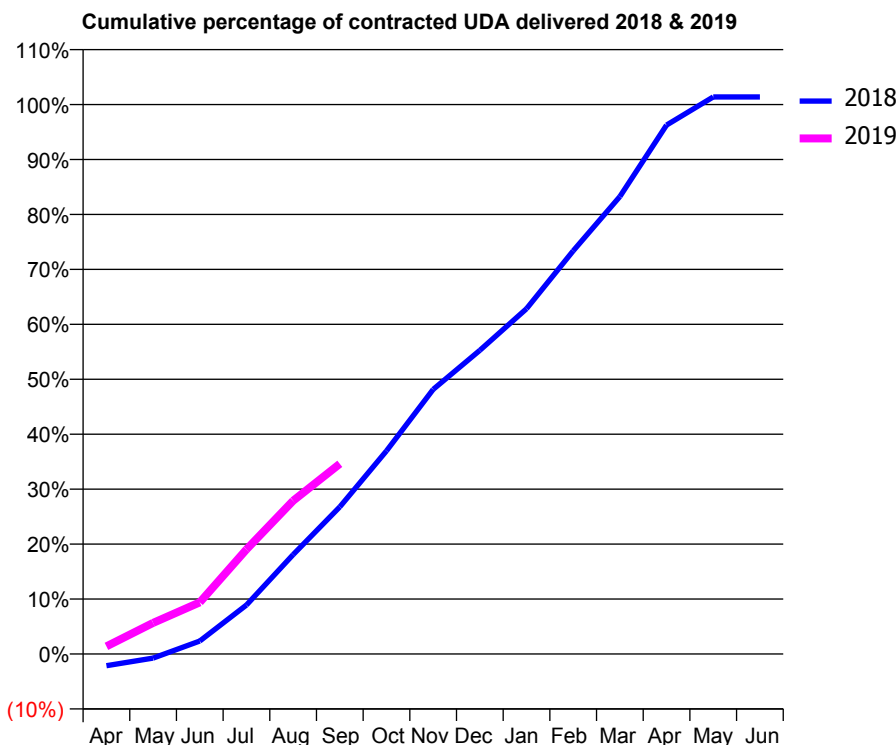
18/19 Contracted general activity (UDA)	11,711
Carry forward general activity (UDA)	-161
18/19 Contracted orthodontic activity (UOA)	0
Carry forward orthodontic activity (UOA)	0
Baseline contract value	£322,576.51

### ACCESS\*

Patients seen in 24 months	Total	Change since previous quarter
Quarter ending September 2017	5,504	
Quarter ending December 2017	5,567	→
Quarter ending March 2018	5,648	→
Quarter ending June 2018	5,738	→
Quarter ending September 2018	5,758	→
<b>Variance since September 2017</b>	<b>4.6%</b>	<b>↑</b>



### ACTIVITY



Month	Adjusted Scheduled Activity (UDA)	
	2018	2019
April	-251	162
May	-91	664
June	276	1,101
July	1,045	2,231
August	2,118	3,268
September	3,136	4,055
October	4,331	
November	5,641	
December	6,473	
January	7,359	
February	8,591	
March	9,750	
April	11,274	
May	11,872	
June	11,872	

### QUALITY

	Quantity	Base Number	Contract	AT	Region	England
% of FP17s for the same patient ID Re-attending within 3 months - Children	74	1,251	5.9%	9.4%	11.4%	11.6%
% of FP17s for the same patient ID Re-attending within 3 months - Adults	305	2,637	11.6%	13.8%	15.0%	15.5%
% of FP17s for the same patient ID Re-attending between 3 & 9 months - Children	784	1,251	62.7%	61.4%	59.9%	58.8%
% of FP17s for the same patient ID Re-attending between 3 & 9 months - Adults	1,420	2,637	53.8%	52.7%	52.0%	51.1%
% of FP17s for Band 1 Urgent Courses	174	2,137	8.1%	7.6%	8.0%	9.0%
% of FP17s Relating to Free Repair or Replacements	5	2,137	0.2%	0.8%	0.8%	0.8%
% of FP17s Relating to Continuations	7	2,137	0.3%	0.9%	0.9%	0.9%
% of Patients satisfied with the dentistry they have received	2	3	N/A	93.3%	93.5%	93.3%
% of Patients satisfied with the time they had to wait for an appointment	2	3	N/A	86.3%	89.1%	88.9%

\* This is based on patients treated on this contract for their most recent course of treatment. Figures in italics indicate the base number of FP17s or Patient Questionnaire responses are less than 100. N/A is shown where the base number of responses is less than 10 during the period. % is calculated as Quantity/Base number\*100

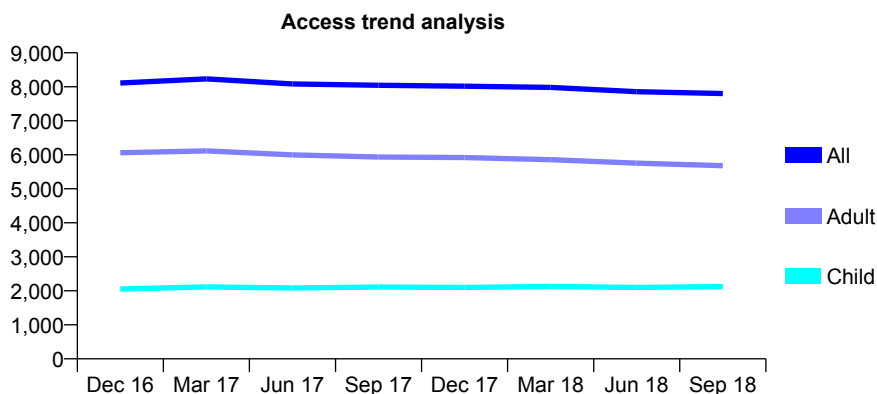
## Q59 - Vital Signs At a Glance Contract Report for 193461/0001 - September 2018

Name or company name	Forest House Dental Surgery Limited
Contract type name	GDS Contract
Purpose of contract	General
Contract start date	01/10/2007
Contract end date	

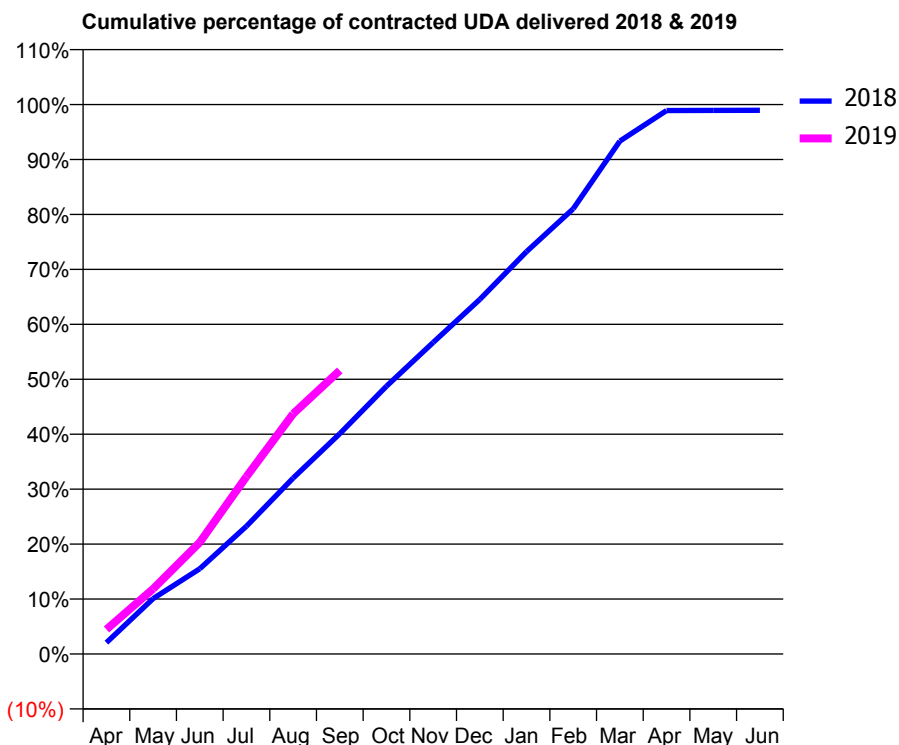
18/19 Contracted general activity (UDA)	23,341
Carry forward general activity (UDA)	244
18/19 Contracted orthodontic activity (UOA)	0
Carry forward orthodontic activity (UOA)	0
Baseline contract value	£541,932.80

### ACCESS\*

Patients seen in 24 months	Total	Change since previous quarter
Quarter ending September 2017	8,045	
Quarter ending December 2017	8,019	→
Quarter ending March 2018	7,982	→
Quarter ending June 2018	7,857	↓
Quarter ending September 2018	7,803	→
<b>Variance since September 2017</b>	<b>(3.0%)</b>	<b>↓</b>



### ACTIVITY



Month	Adjusted Scheduled Activity (UDA)	
	2018	2019
April	483	1,047
May	2,355	2,766
June	3,623	4,745
July	5,432	7,535
August	7,473	10,202
September	9,362	12,046
October	11,378	
November	13,234	
December	15,066	
January	17,091	
February	18,911	
March	21,787	
April	23,087	
May	23,090	
June	23,097	

### QUALITY

	Quantity	Base Number	Contract	AT	Region	England
% of FP17s for the same patient ID Re-attending within 3 months - Children	243	1,772	13.7%	9.4%	11.4%	11.6%
% of FP17s for the same patient ID Re-attending within 3 months - Adults	779	4,377	17.8%	13.8%	15.0%	15.5%
% of FP17s for the same patient ID Re-attending between 3 & 9 months - Children	1,006	1,772	56.8%	61.4%	59.9%	58.8%
% of FP17s for the same patient ID Re-attending between 3 & 9 months - Adults	2,399	4,377	54.8%	52.7%	52.0%	51.1%
% of FP17s for Band 1 Urgent Courses	378	5,590	6.8%	7.6%	8.0%	9.0%
% of FP17s Relating to Free Repair or Replacements	82	5,590	1.5%	0.8%	0.8%	0.8%
% of FP17s Relating to Continuations	72	5,590	1.3%	0.9%	0.9%	0.9%
% of Patients satisfied with the dentistry they have received	8	10	80.0%	93.3%	93.5%	93.3%
% of Patients satisfied with the time they had to wait for an appointment	10	10	100.0%	86.3%	89.1%	88.9%

\* This is based on patients treated on this contract for their most recent course of treatment. Figures in italics indicate the base number of FP17s or Patient Questionnaire responses are less than 100. N/A is shown where the base number of responses is less than 10 during the period. % is calculated as Quantity/Base number\*100

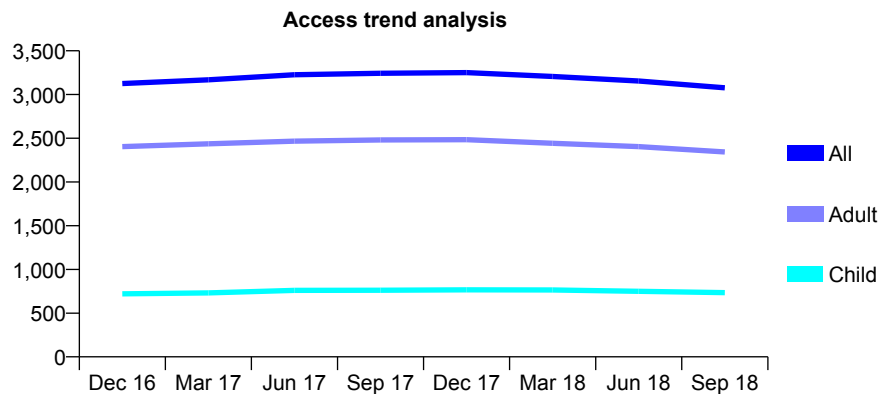
## Q59 - Vital Signs At a Glance Contract Report for 193887/0001 - September 2018

Name or company name	Whetstone Dental Surgery Limited
Contract type name	GDS Contract
Purpose of contract	General
Contract start date	01/11/2007
Contract end date	

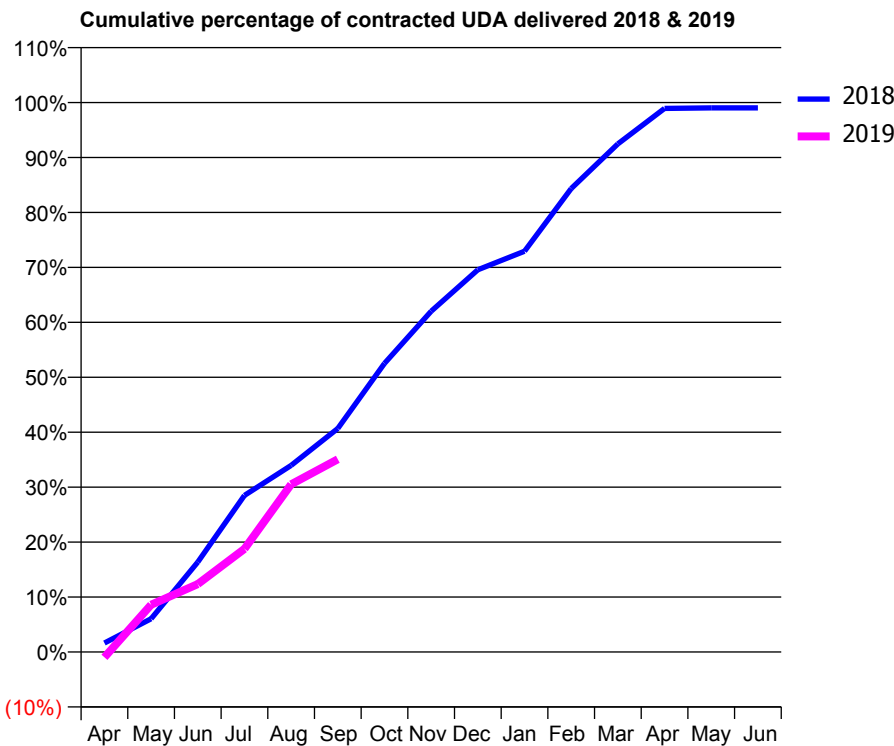
18/19 Contracted general activity (UDA)	11,270
Carry forward general activity (UDA)	110
18/19 Contracted orthodontic activity (UOA)	0
Carry forward orthodontic activity (UOA)	0
Baseline contract value	£321,749.51

### ACCESS\*

Patients seen in 24 months	Total	Change since previous quarter
Quarter ending September 2017	3,243	
Quarter ending December 2017	3,250	→
Quarter ending March 2018	3,207	↓
Quarter ending June 2018	3,154	↓
Quarter ending September 2018	3,077	↓
<b>Variance since September 2017</b>	<b>(5.1%)</b>	<b>↓</b>



### ACTIVITY



Month	Adjusted Scheduled Activity (UDA)	
	2018	2019
April	185	-110
May	681	969
June	1,845	1,394
July	3,212	2,116
August	3,827	3,439
September	4,586	3,955
October	5,921	
November	6,990	
December	7,839	
January	8,219	
February	9,505	
March	10,421	
April	11,150	
May	11,160	
June	11,160	

### QUALITY

	Quantity	Base Number	Contract	AT	Region	England
% of FP17s for the same patient ID Re-attending within 3 months - Children	35	688	5.1%	9.4%	11.4%	11.6%
% of FP17s for the same patient ID Re-attending within 3 months - Adults	72	1,593	4.5%	13.8%	15.0%	15.5%
% of FP17s for the same patient ID Re-attending between 3 & 9 months - Children	483	688	70.2%	61.4%	59.9%	58.8%
% of FP17s for the same patient ID Re-attending between 3 & 9 months - Adults	1,071	1,593	67.2%	52.7%	52.0%	51.1%
% of FP17s for Band 1 Urgent Courses	43	1,983	2.2%	7.6%	8.0%	9.0%
% of FP17s Relating to Free Repair or Replacements	0	1,983	0.0%	0.8%	0.8%	0.8%
% of FP17s Relating to Continuations	3	1,983	0.2%	0.9%	0.9%	0.9%
% of Patients satisfied with the dentistry they have received	0	0	N/A	93.3%	93.5%	93.3%
% of Patients satisfied with the time they had to wait for an appointment	0	0	N/A	86.3%	89.1%	88.9%

\* This is based on patients treated on this contract for their most recent course of treatment. Figures in italics indicate the base number of FP17s or Patient Questionnaire responses are less than 100. N/A is shown where the base number of responses is less than 10 during the period. % is calculated as Quantity/Base number\*100

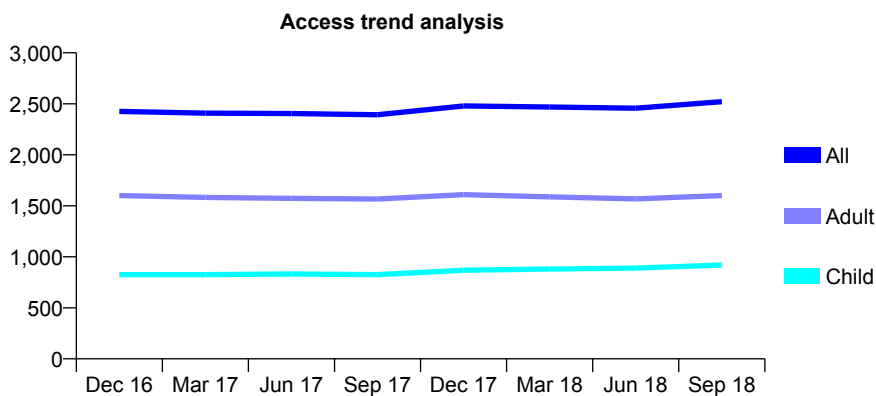
## Q59 - Vital Signs At a Glance Contract Report for 194247/0001 - September 2018

Name or company name	V & Y (UK) Limited
Contract type name	GDS Contract
Purpose of contract	General
Contract start date	01/02/2012
Contract end date	

18/19 Contracted general activity (UDA)	7,355
Carry forward general activity (UDA)	123
18/19 Contracted orthodontic activity (UOA)	0
Carry forward orthodontic activity (UOA)	0
Baseline contract value	£165,527.98

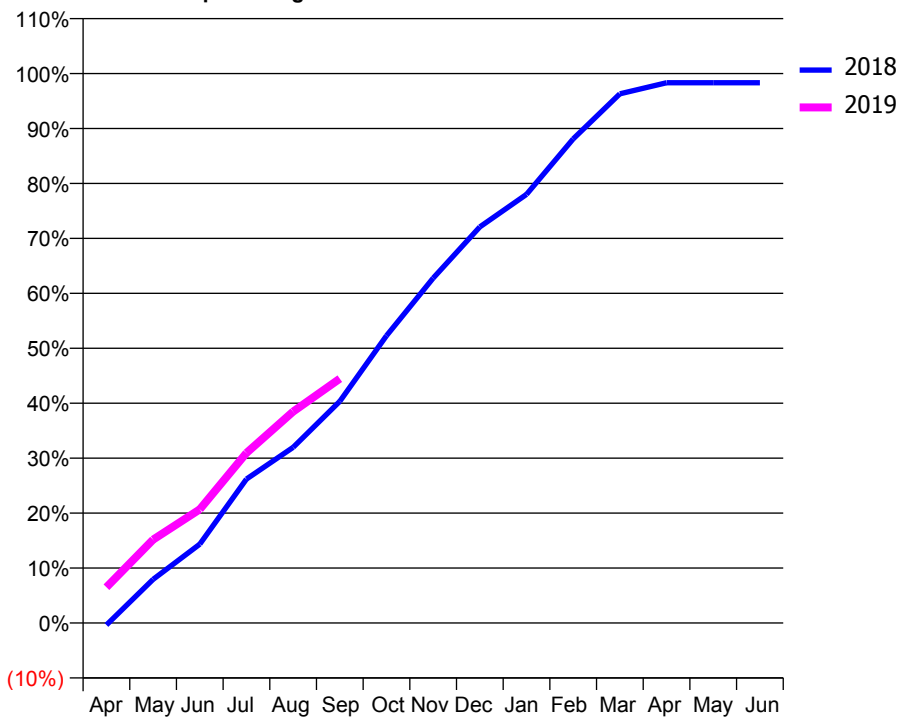
### ACCESS\*

Patients seen in 24 months	Total	Change since previous quarter
Quarter ending September 2017	2,393	
Quarter ending December 2017	2,479	↑
Quarter ending March 2018	2,469	→
Quarter ending June 2018	2,457	→
Quarter ending September 2018	2,521	↑
<b>Variance since September 2017</b>	<b>5.3%</b>	<b>↑</b>



### ACTIVITY

Cumulative percentage of contracted UDA delivered 2018 & 2019



Month	Adjusted Scheduled Activity (UDA)	
	2018	2019
April	-27	478
May	585	1,117
June	1,055	1,521
July	1,927	2,277
August	2,352	2,830
September	2,967	3,271
October	3,846	
November	4,616	
December	5,303	
January	5,738	
February	6,480	
March	7,083	
April	7,231	
May	7,232	
June	7,232	

### QUALITY

	Quantity	Base Number	Contract	AT	Region	England
% of FP17s for the same patient ID Re-attending within 3 months - Children	23	540	4.3%	9.4%	11.4%	11.6%
% of FP17s for the same patient ID Re-attending within 3 months - Adults	66	740	8.9%	13.8%	15.0%	15.5%
% of FP17s for the same patient ID Re-attending between 3 & 9 months - Children	277	540	51.3%	61.4%	59.9%	58.8%
% of FP17s for the same patient ID Re-attending between 3 & 9 months - Adults	304	740	41.1%	52.7%	52.0%	51.1%
% of FP17s for Band 1 Urgent Courses	15	1,216	1.2%	7.6%	8.0%	9.0%
% of FP17s Relating to Free Repair or Replacements	4	1,216	0.3%	0.8%	0.8%	0.8%
% of FP17s Relating to Continuations	5	1,216	0.4%	0.9%	0.9%	0.9%
% of Patients satisfied with the dentistry they have received	1	1	N/A	93.3%	93.5%	93.3%
% of Patients satisfied with the time they had to wait for an appointment	1	1	N/A	86.3%	89.1%	88.9%

\* This is based on patients treated on this contract for their most recent course of treatment. Figures in italics indicate the base number of FP17s or Patient Questionnaire responses are less than 100. N/A is shown where the base number of responses is less than 10 during the period. % is calculated as Quantity/Base number\*100



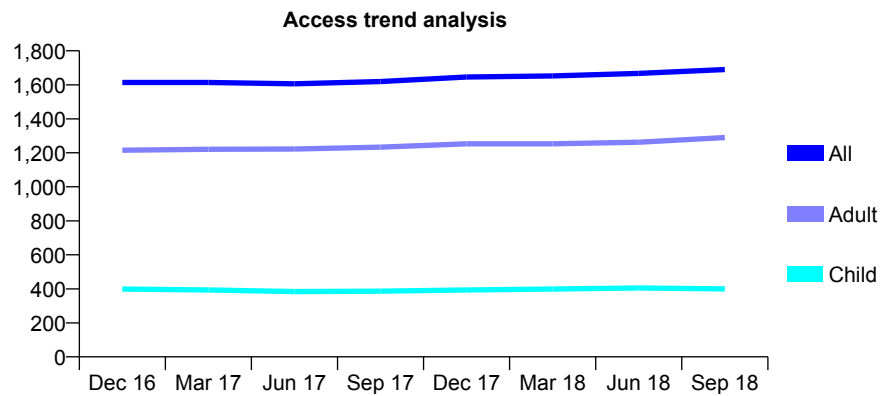
## Q59 - Vital Signs At a Glance Contract Report for 194247/0002 - September 2018

Name or company name	V & Y (UK) Limited
Contract type name	GDS Contract
Purpose of contract	General
Contract start date	01/02/2012
Contract end date	

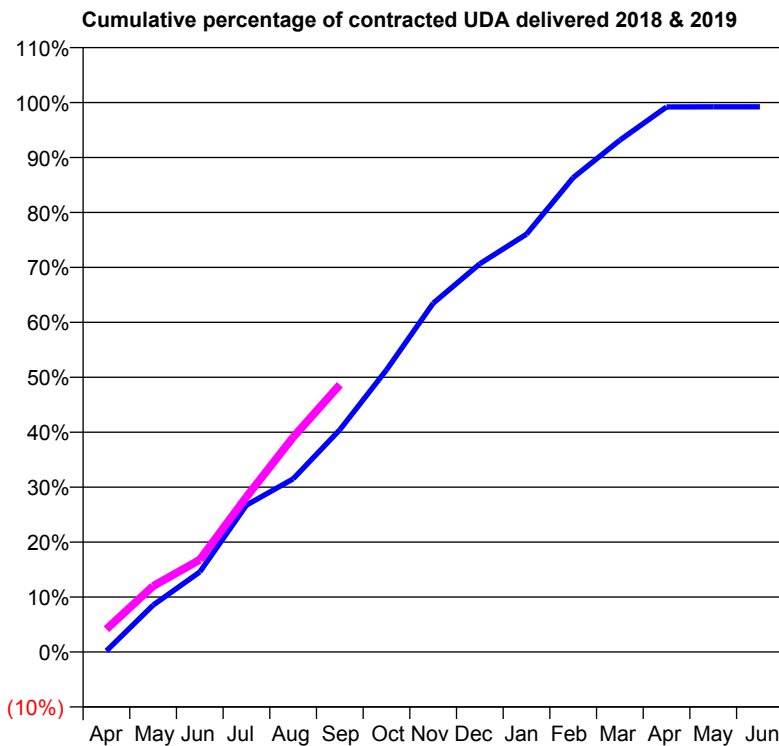
18/19 Contracted general activity (UDA)	5,543
Carry forward general activity (UDA)	43
18/19 Contracted orthodontic activity (UOA)	0
Carry forward orthodontic activity (UOA)	0
Baseline contract value	£197,300.99

### ACCESS\*

Patients seen in 24 months	Total	Change since previous quarter
Quarter ending September 2017	1,619	
Quarter ending December 2017	1,646	→
Quarter ending March 2018	1,652	→
Quarter ending June 2018	1,667	→
Quarter ending September 2018	1,690	→
<b>Variance since September 2017</b>	<b>4.4%</b>	<b>↑</b>



### ACTIVITY



Adjusted Scheduled Activity (UDA)		
Month	2018	2019
April	12	231
May	473	665
June	808	930
July	1,481	1,565
August	1,747	2,166
September	2,241	2,697
October	2,845	
November	3,518	
December	3,917	
January	4,215	
February	4,785	
March	5,164	
April	5,499	
May	5,500	
June	5,500	

### QUALITY

	Quantity	Base Number	Contract	AT	Region	England
% of FP17s for the same patient ID Re-attending within 3 months - Children	10	269	3.7%	9.4%	11.4%	11.6%
% of FP17s for the same patient ID Re-attending within 3 months - Adults	54	837	6.5%	13.8%	15.0%	15.5%
% of FP17s for the same patient ID Re-attending between 3 & 9 months - Children	153	269	56.9%	61.4%	59.9%	58.8%
% of FP17s for the same patient ID Re-attending between 3 & 9 months - Adults	434	837	51.9%	52.7%	52.0%	51.1%
% of FP17s for Band 1 Urgent Courses	8	999	0.8%	7.6%	8.0%	9.0%
% of FP17s Relating to Free Repair or Replacements	13	999	1.3%	0.8%	0.8%	0.8%
% of FP17s Relating to Continuations	4	999	0.4%	0.9%	0.9%	0.9%
% of Patients satisfied with the dentistry they have received	1	1	N/A	93.3%	93.5%	93.3%
% of Patients satisfied with the time they had to wait for an appointment	1	1	N/A	86.3%	89.1%	88.9%

\* This is based on patients treated on this contract for their most recent course of treatment. Figures in italics indicate the base number of FP17s or Patient Questionnaire responses are less than 100. N/A is shown where the base number of responses is less than 10 during the period. % is calculated as Quantity/Base number\*100

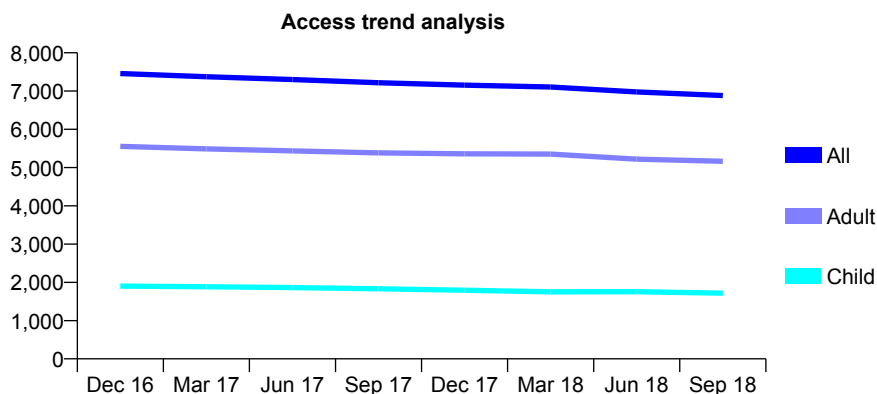
## Q59 - Vital Signs At a Glance Contract Report for 194646/0001 - September 2018

Name or company name	Thurmaston Dental Practice Ltd
Contract type name	GDS Contract
Purpose of contract	General
Contract start date	01/11/2013
Contract end date	

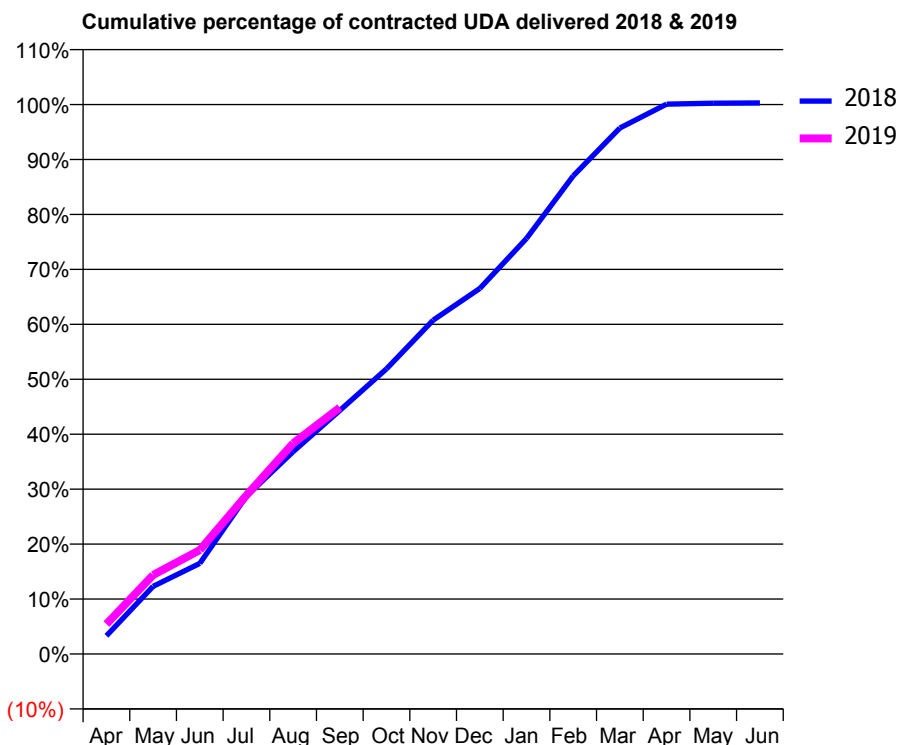
18/19 Contracted general activity (UDA)	21,203
Carry forward general activity (UDA)	-62
18/19 Contracted orthodontic activity (UOA)	0
Carry forward orthodontic activity (UOA)	0
Baseline contract value	£519,197.00

### ACCESS\*

Patients seen in 24 months	Total	Change since previous quarter
Quarter ending September 2017	7,216	
Quarter ending December 2017	7,156	→
Quarter ending March 2018	7,107	→
Quarter ending June 2018	6,976	↓
Quarter ending September 2018	6,882	↓
<b>Variance since September 2017</b>	<b>(4.6%)</b>	<b>↓</b>



### ACTIVITY



Month	Adjusted Scheduled Activity (UDA)	
	2018	2019
April	702	1,156
May	2,609	3,049
June	3,494	4,012
July	6,088	6,126
August	7,807	8,133
September	9,399	9,514
October	11,001	
November	12,881	
December	14,107	
January	16,037	
February	18,448	
March	20,295	
April	21,217	
May	21,251	
June	21,265	

### QUALITY

	Quantity	Base Number	Contract	AT	Region	England
% of FP17s for the same patient ID Re-attending within 3 months - Children	117	1,474	7.9%	9.4%	11.4%	11.6%
% of FP17s for the same patient ID Re-attending within 3 months - Adults	491	3,801	12.9%	13.8%	15.0%	15.5%
% of FP17s for the same patient ID Re-attending between 3 & 9 months - Children	963	1,474	65.3%	61.4%	59.9%	58.8%
% of FP17s for the same patient ID Re-attending between 3 & 9 months - Adults	2,323	3,801	61.1%	52.7%	52.0%	51.1%
% of FP17s for Band 1 Urgent Courses	264	4,814	5.5%	7.6%	8.0%	9.0%
% of FP17s Relating to Free Repair or Replacements	20	4,814	0.4%	0.8%	0.8%	0.8%
% of FP17s Relating to Continuations	47	4,814	1.0%	0.9%	0.9%	0.9%
% of Patients satisfied with the dentistry they have received	3	3	N/A	93.3%	93.5%	93.3%
% of Patients satisfied with the time they had to wait for an appointment	2	3	N/A	86.3%	89.1%	88.9%

\* This is based on patients treated on this contract for their most recent course of treatment. Figures in italics indicate the base number of FP17s or Patient Questionnaire responses are less than 100. N/A is shown where the base number of responses is less than 10 during the period. % is calculated as Quantity/Base number\*100

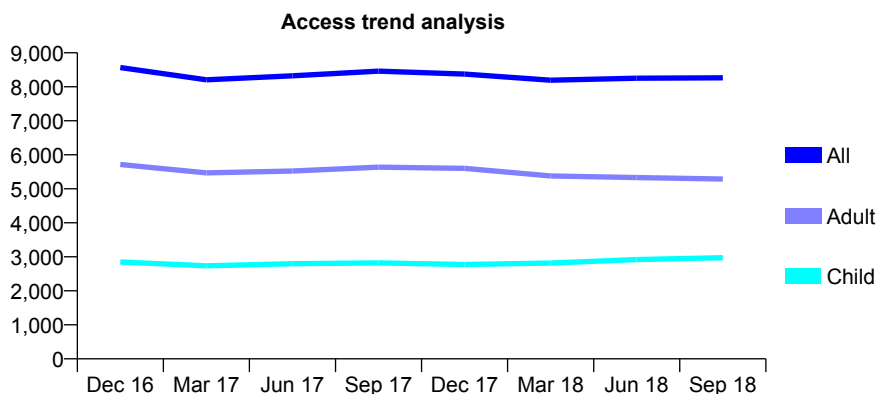
## Q59 - Vital Signs At a Glance Contract Report for 195405/0001 - September 2018

Name or company name	Sigma Dental Limited
Contract type name	GDS Contract
Purpose of contract	General
Contract start date	01/11/2006
Contract end date	

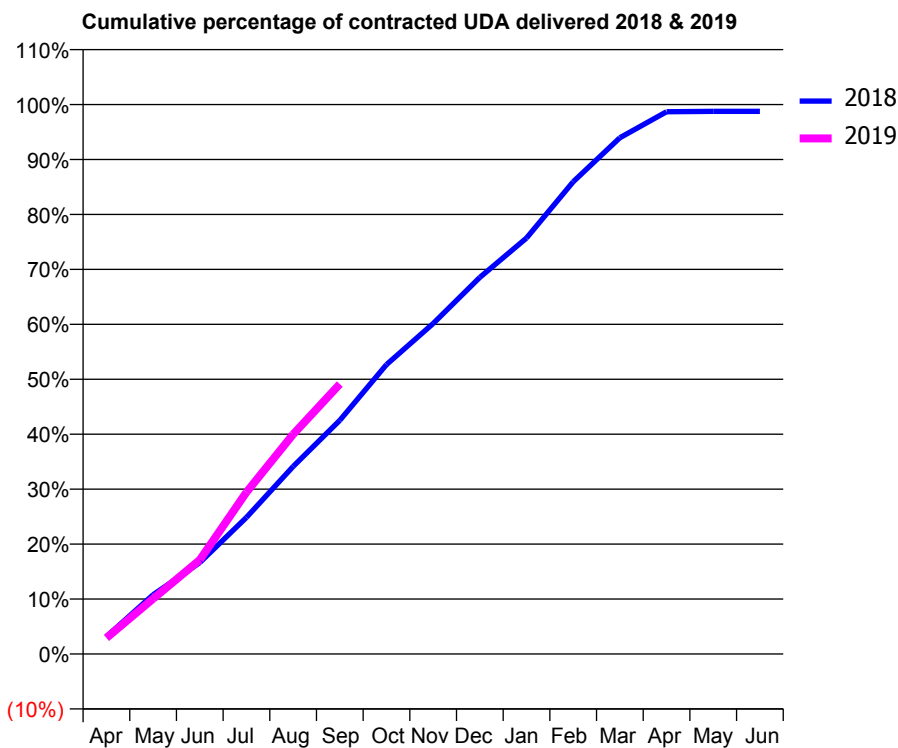
18/19 Contracted general activity (UDA)	19,345
Carry forward general activity (UDA)	241
18/19 Contracted orthodontic activity (UOA)	0
Carry forward orthodontic activity (UOA)	0
Baseline contract value	£483,859.45

### ACCESS\*

Patients seen in 24 months	Total	Change since previous quarter
Quarter ending September 2017	8,460	
Quarter ending December 2017	8,375	↓
Quarter ending March 2018	8,196	↓
Quarter ending June 2018	8,252	→
Quarter ending September 2018	8,265	→
<b>Variance since September 2017</b>	<b>(2.3%)</b>	<b>↓</b>



### ACTIVITY



Month	Adjusted Scheduled Activity (UDA)	
	2018	2019
April	614	567
May	2,087	1,947
June	3,219	3,313
July	4,811	5,696
August	6,603	7,736
September	8,229	9,504
October	10,190	
November	11,634	
December	13,260	
January	14,645	
February	16,627	
March	18,173	
April	19,090	
May	19,104	
June	19,104	

### QUALITY

	Quantity	Base Number	Contract	AT	Region	England
% of FP17s for the same patient ID Re-attending within 3 months - Children	175	2,491	7.0%	9.4%	11.4%	11.6%
% of FP17s for the same patient ID Re-attending within 3 months - Adults	339	3,455	9.8%	13.8%	15.0%	15.5%
% of FP17s for the same patient ID Re-attending between 3 & 9 months - Children	1,217	2,491	48.9%	61.4%	59.9%	58.8%
% of FP17s for the same patient ID Re-attending between 3 & 9 months - Adults	1,641	3,455	47.5%	52.7%	52.0%	51.1%
% of FP17s for Band 1 Urgent Courses	276	5,409	5.1%	7.6%	8.0%	9.0%
% of FP17s Relating to Free Repair or Replacements	34	5,409	0.6%	0.8%	0.8%	0.8%
% of FP17s Relating to Continuations	57	5,409	1.1%	0.9%	0.9%	0.9%
% of Patients satisfied with the dentistry they have received	8	9	N/A	93.3%	93.5%	93.3%
% of Patients satisfied with the time they had to wait for an appointment	6	9	N/A	86.3%	89.1%	88.9%

\* This is based on patients treated on this contract for their most recent course of treatment. Figures in italics indicate the base number of FP17s or Patient Questionnaire responses are less than 100. N/A is shown where the base number of responses is less than 10 during the period. % is calculated as Quantity/Base number\*100

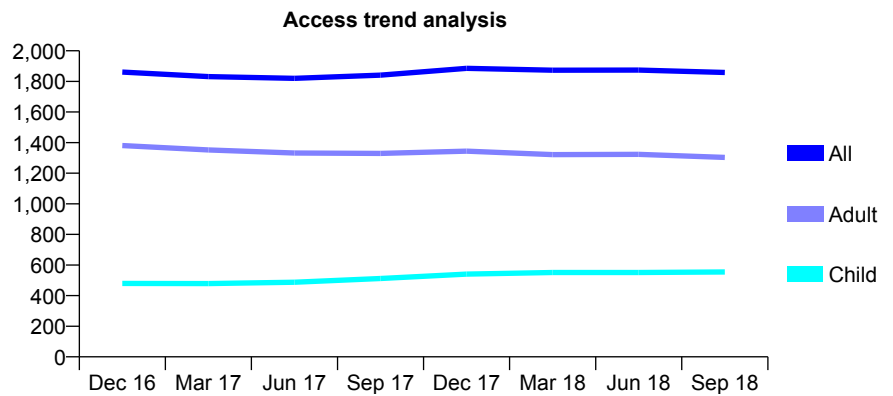
## Q59 - Vital Signs At a Glance Contract Report for 198978/0001 - September 2018

Name or company name	Mr H Singh Thiara & Mrs S Kaur
Contract type name	GDS Contract
Purpose of contract	General
Contract start date	01/09/2013
Contract end date	

18/19 Contracted general activity (UDA)	7,170
Carry forward general activity (UDA)	-41
18/19 Contracted orthodontic activity (UOA)	0
Carry forward orthodontic activity (UOA)	0
Baseline contract value	£159,703.39

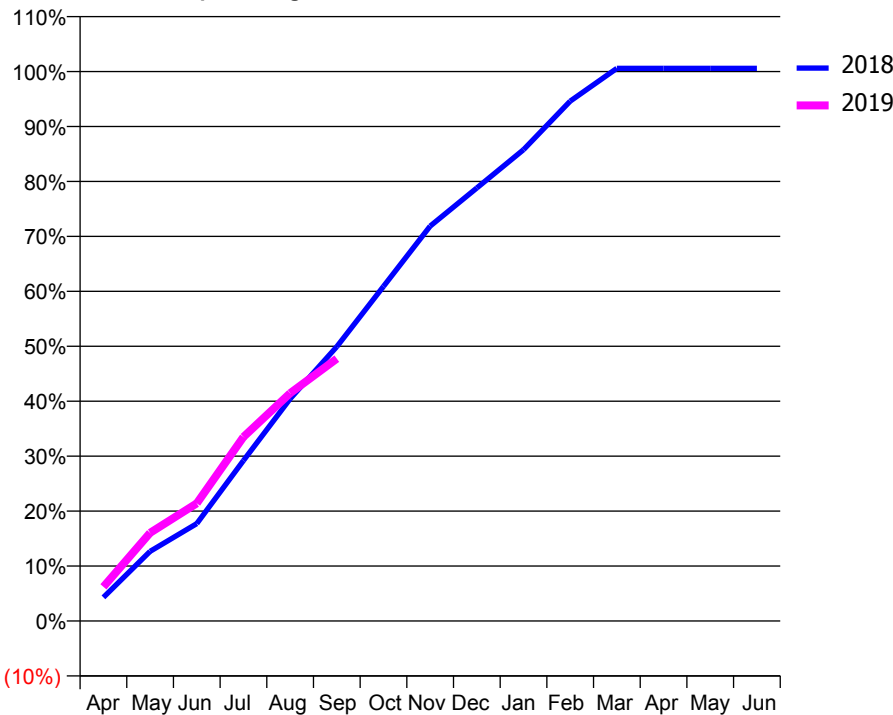
### ACCESS\*

Patients seen in 24 months	Total	Change since previous quarter
Quarter ending September 2017	1,841	
Quarter ending December 2017	1,885	↑
Quarter ending March 2018	1,873	→
Quarter ending June 2018	1,874	→
Quarter ending September 2018	1,858	→
<b>Variance since September 2017</b>	<b>0.9%</b>	<b>→</b>



### ACTIVITY

Cumulative percentage of contracted UDA delivered 2018 & 2019



Month	Adjusted Scheduled Activity (UDA)	
	2018	2019
April	309	447
May	910	1,150
June	1,271	1,535
July	2,094	2,403
August	2,900	2,973
September	3,580	3,423
October	4,367	
November	5,152	
December	5,650	
January	6,149	
February	6,783	
March	7,211	
April	7,211	
May	7,211	
June	7,211	

### QUALITY

	Quantity	Base Number	Contract	AT	Region	England
% of FP17s for the same patient ID Re-attending within 3 months - Children	31	397	7.8%	9.4%	11.4%	11.6%
% of FP17s for the same patient ID Re-attending within 3 months - Adults	173	1,049	16.5%	13.8%	15.0%	15.5%
% of FP17s for the same patient ID Re-attending between 3 & 9 months - Children	231	397	58.2%	61.4%	59.9%	58.8%
% of FP17s for the same patient ID Re-attending between 3 & 9 months - Adults	599	1,049	57.1%	52.7%	52.0%	51.1%
% of FP17s for Band 1 Urgent Courses	129	1,446	8.9%	7.6%	8.0%	9.0%
% of FP17s Relating to Free Repair or Replacements	18	1,446	1.2%	0.8%	0.8%	0.8%
% of FP17s Relating to Continuations	30	1,446	2.1%	0.9%	0.9%	0.9%
% of Patients satisfied with the dentistry they have received	1	1	N/A	93.3%	93.5%	93.3%
% of Patients satisfied with the time they had to wait for an appointment	1	1	N/A	86.3%	89.1%	88.9%

\* This is based on patients treated on this contract for their most recent course of treatment. Figures in italics indicate the base number of FP17s or Patient Questionnaire responses are less than 100. N/A is shown where the base number of responses is less than 10 during the period. % is calculated as Quantity/Base number\*100

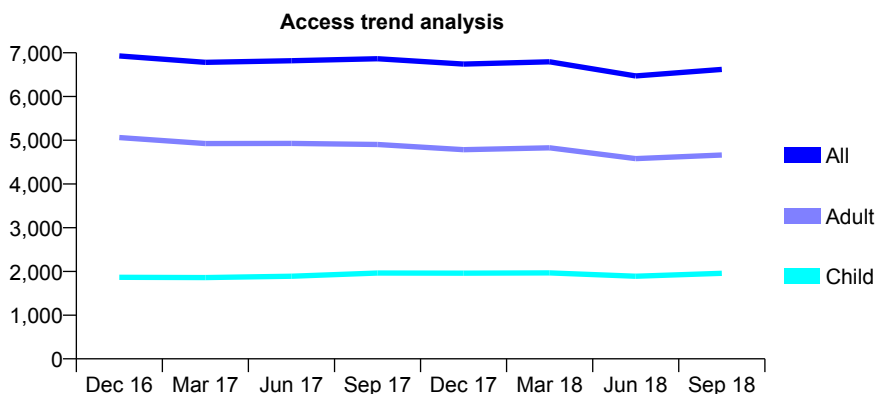
## Q59 - Vital Signs At a Glance Contract Report for 199745/0001 - September 2018

Name or company name	Smile Design Centre Limited
Contract type name	GDS Contract
Purpose of contract	General
Contract start date	01/10/2009
Contract end date	

18/19 Contracted general activity (UDA)	17,092
Carry forward general activity (UDA)	14
18/19 Contracted orthodontic activity (UOA)	0
Carry forward orthodontic activity (UOA)	0
Baseline contract value	£504,099.84

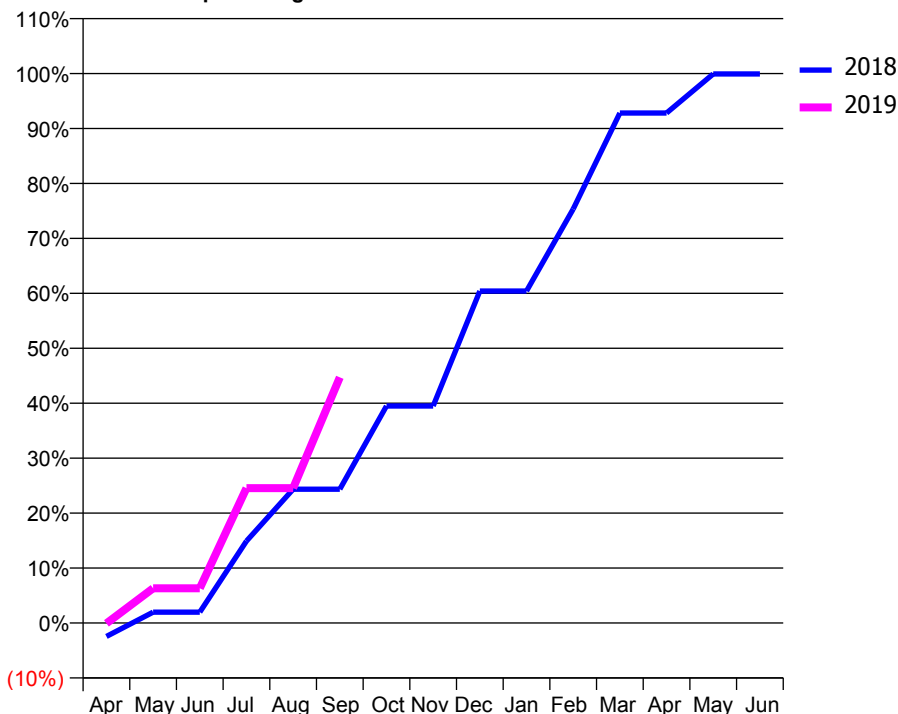
### ACCESS\*

Patients seen in 24 months	Total	Change since previous quarter
Quarter ending September 2017	6,865	
Quarter ending December 2017	6,743	↓
Quarter ending March 2018	6,794	→
Quarter ending June 2018	6,470	↓
Quarter ending September 2018	6,619	↑
<b>Variance since September 2017</b>	<b>(3.6%)</b>	<b>↓</b>



### ACTIVITY

Cumulative percentage of contracted UDA delivered 2018 & 2019



Adjusted Scheduled Activity (UDA)

Month	2018	2019
April	-421	-14
May	339	1,079
June	339	1,079
July	2,547	4,195
August	4,162	4,195
September	4,162	7,643
October	6,749	
November	6,749	
December	10,328	
January	10,328	
February	12,876	
March	15,861	
April	15,861	
May	17,078	
June	17,078	

### QUALITY

	Quantity	Base Number	Contract	AT	Region	England
% of FP17s for the same patient ID Re-attending within 3 months - Children	130	1,522	8.5%	9.4%	11.4%	11.6%
% of FP17s for the same patient ID Re-attending within 3 months - Adults	467	2,698	17.3%	13.8%	15.0%	15.5%
% of FP17s for the same patient ID Re-attending between 3 & 9 months - Children	964	1,522	63.3%	61.4%	59.9%	58.8%
% of FP17s for the same patient ID Re-attending between 3 & 9 months - Adults	990	2,698	36.7%	52.7%	52.0%	51.1%
% of FP17s for Band 1 Urgent Courses	533	3,438	15.5%	7.6%	8.0%	9.0%
% of FP17s Relating to Free Repair or Replacements	27	3,438	0.8%	0.8%	0.8%	0.8%
% of FP17s Relating to Continuations	34	3,438	1.0%	0.9%	0.9%	0.9%
% of Patients satisfied with the dentistry they have received	1	2	N/A	93.3%	93.5%	93.3%
% of Patients satisfied with the time they had to wait for an appointment	2	2	N/A	86.3%	89.1%	88.9%

\* This is based on patients treated on this contract for their most recent course of treatment. Figures in italics indicate the base number of FP17s or Patient Questionnaire responses are less than 100. N/A is shown where the base number of responses is less than 10 during the period. % is calculated as Quantity/Base number\*100

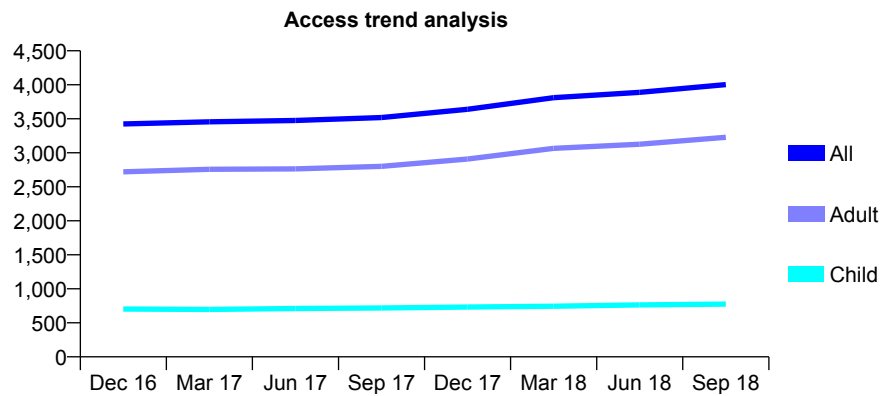
## Q59 - Vital Signs At a Glance Contract Report for 199966/0001 - September 2018

Name or company name	Ditchfield Dental Ltd
Contract type name	GDS Contract
Purpose of contract	General
Contract start date	01/12/2007
Contract end date	

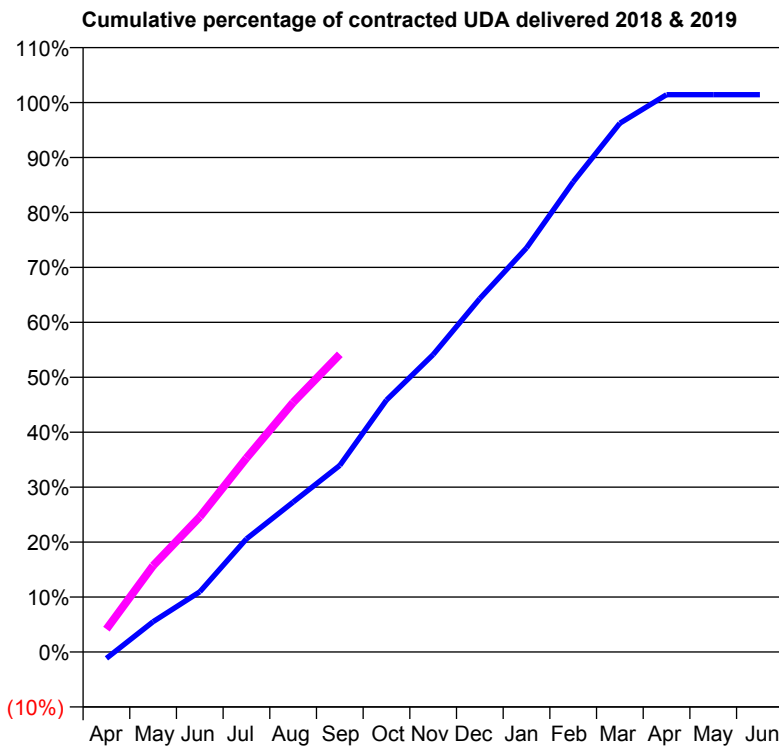
18/19 Contracted general activity (UDA)	11,264
Carry forward general activity (UDA)	-161
18/19 Contracted orthodontic activity (UOA)	0
Carry forward orthodontic activity (UOA)	0
Baseline contract value	£386,946.62

### ACCESS\*

Patients seen in 24 months	Total	Change since previous quarter
Quarter ending September 2017	3,519	
Quarter ending December 2017	3,640	↑
Quarter ending March 2018	3,810	↑
Quarter ending June 2018	3,890	↑
Quarter ending September 2018	4,003	↑
<b>Variance since September 2017</b>	<b>13.8%</b>	<b>↑</b>



### ACTIVITY



Month	Adjusted Scheduled Activity (UDA)	
	2018	2019
April	-132	468
May	622	1,771
June	1,235	2,769
July	2,318	3,976
August	3,073	5,116
September	3,826	6,103
October	5,165	
November	6,097	
December	7,246	
January	8,284	
February	9,635	
March	10,839	
April	11,425	
May	11,425	
June	11,425	

### QUALITY

	Quantity	Base Number	Contract	AT	Region	England
% of FP17s for the same patient ID Re-attending within 3 months - Children	46	641	7.2%	9.4%	11.4%	11.6%
% of FP17s for the same patient ID Re-attending within 3 months - Adults	330	2,256	14.6%	13.8%	15.0%	15.5%
% of FP17s for the same patient ID Re-attending between 3 & 9 months - Children	381	641	59.4%	61.4%	59.9%	58.8%
% of FP17s for the same patient ID Re-attending between 3 & 9 months - Adults	947	2,256	42.0%	52.7%	52.0%	51.1%
% of FP17s for Band 1 Urgent Courses	425	2,684	15.8%	7.6%	8.0%	9.0%
% of FP17s Relating to Free Repair or Replacements	16	2,684	0.6%	0.8%	0.8%	0.8%
% of FP17s Relating to Continuations	15	2,684	0.6%	0.9%	0.9%	0.9%
% of Patients satisfied with the dentistry they have received	4	4	N/A	93.3%	93.5%	93.3%
% of Patients satisfied with the time they had to wait for an appointment	4	4	N/A	86.3%	89.1%	88.9%

\* This is based on patients treated on this contract for their most recent course of treatment. Figures in italics indicate the base number of FP17s or Patient Questionnaire responses are less than 100. N/A is shown where the base number of responses is less than 10 during the period. % is calculated as Quantity/Base number\*100

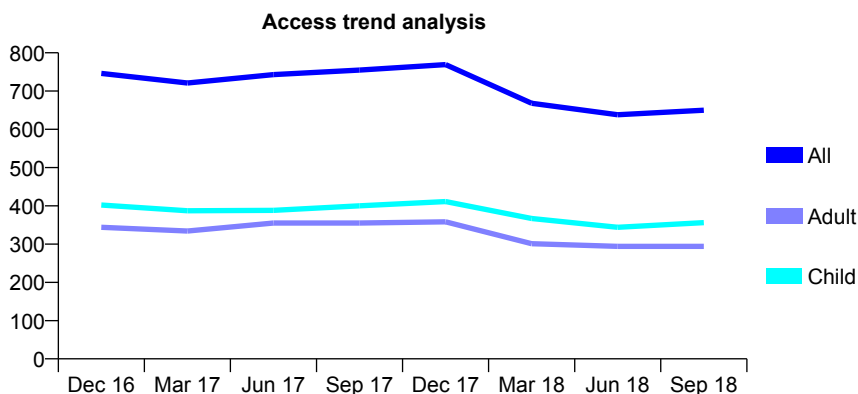
## Q59 - Vital Signs At a Glance Contract Report for 208175/0002 - September 2018

Name or company name	Mr M Hamburger & R P Sadler
Contract type name	GDS Contract
Purpose of contract	General
Contract start date	27/04/2011
Contract end date	

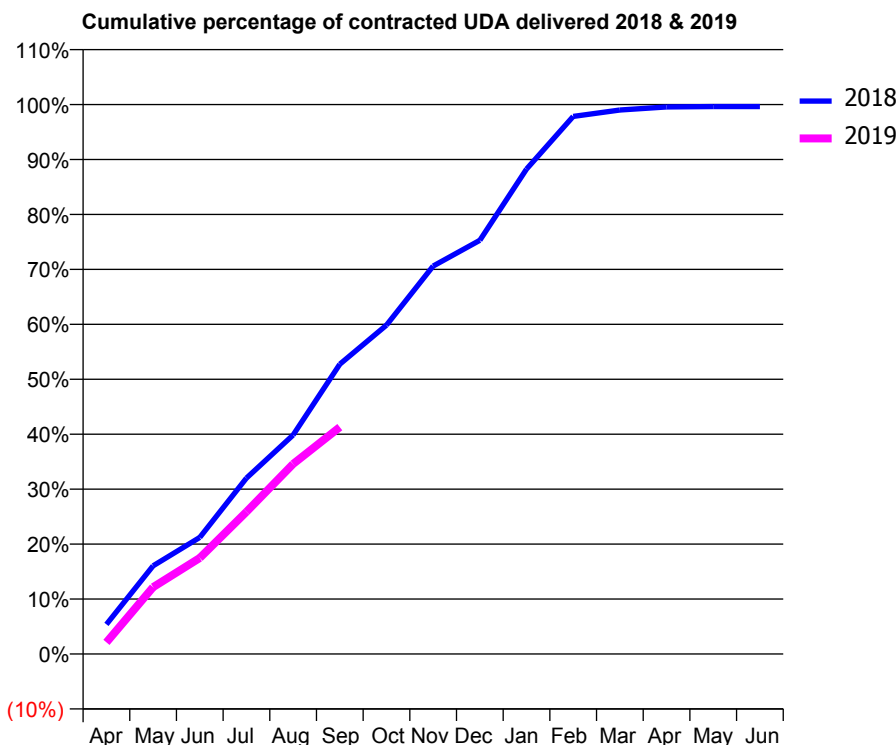
18/19 Contracted general activity (UDA)	1,325
Carry forward general activity (UDA)	5
18/19 Contracted orthodontic activity (UOA)	0
Carry forward orthodontic activity (UOA)	0
Baseline contract value	£30,832.03

### ACCESS\*

Patients seen in 24 months	Total	Change since previous quarter
Quarter ending September 2017	755	
Quarter ending December 2017	769	→
Quarter ending March 2018	668	↓
Quarter ending June 2018	638	↓
Quarter ending September 2018	650	→
<b>Variance since September 2017</b>	<b>(13.9%)</b>	<b>↓</b>



### ACTIVITY



Month	Adjusted Scheduled Activity (UDA)	
	2018	2019
April	71	28
May	213	161
June	281	232
July	424	343
August	528	458
September	699	547
October	793	
November	935	
December	998	
January	1,169	
February	1,296	
March	1,312	
April	1,319	
May	1,320	
June	1,320	

### QUALITY

	Quantity	Base Number	Contract	AT	Region	England
% of FP17s for the same patient ID Re-attending within 3 months - Children	8	215	3.7%	9.4%	11.4%	11.6%
% of FP17s for the same patient ID Re-attending within 3 months - Adults	9	170	5.3%	13.8%	15.0%	15.5%
% of FP17s for the same patient ID Re-attending between 3 & 9 months - Children	39	215	18.1%	61.4%	59.9%	58.8%
% of FP17s for the same patient ID Re-attending between 3 & 9 months - Adults	46	170	27.1%	52.7%	52.0%	51.1%
% of FP17s for Band 1 Urgent Courses	20	377	5.3%	7.6%	8.0%	9.0%
% of FP17s Relating to Free Repair or Replacements	2	377	0.5%	0.8%	0.8%	0.8%
% of FP17s Relating to Continuations	3	377	0.8%	0.9%	0.9%	0.9%
% of Patients satisfied with the dentistry they have received	0	0	N/A	93.3%	93.5%	93.3%
% of Patients satisfied with the time they had to wait for an appointment	0	0	N/A	86.3%	89.1%	88.9%

\* This is based on patients treated on this contract for their most recent course of treatment. Figures in italics indicate the base number of FP17s or Patient Questionnaire responses are less than 100. N/A is shown where the base number of responses is less than 10 during the period. % is calculated as Quantity/Base number\*100

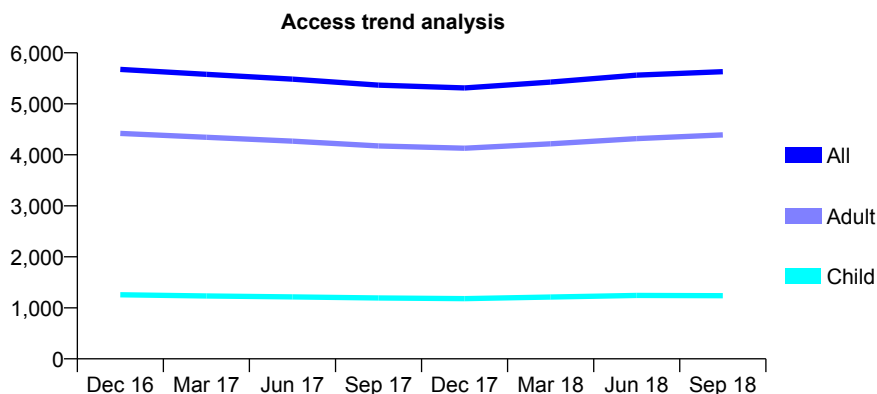
## Q59 - Vital Signs At a Glance Contract Report for 220116/0001 - September 2018

Name or company name	MR GK LOO YONG KEE
Contract type name	GDS Contract
Purpose of contract	General
Contract start date	01/04/2006
Contract end date	

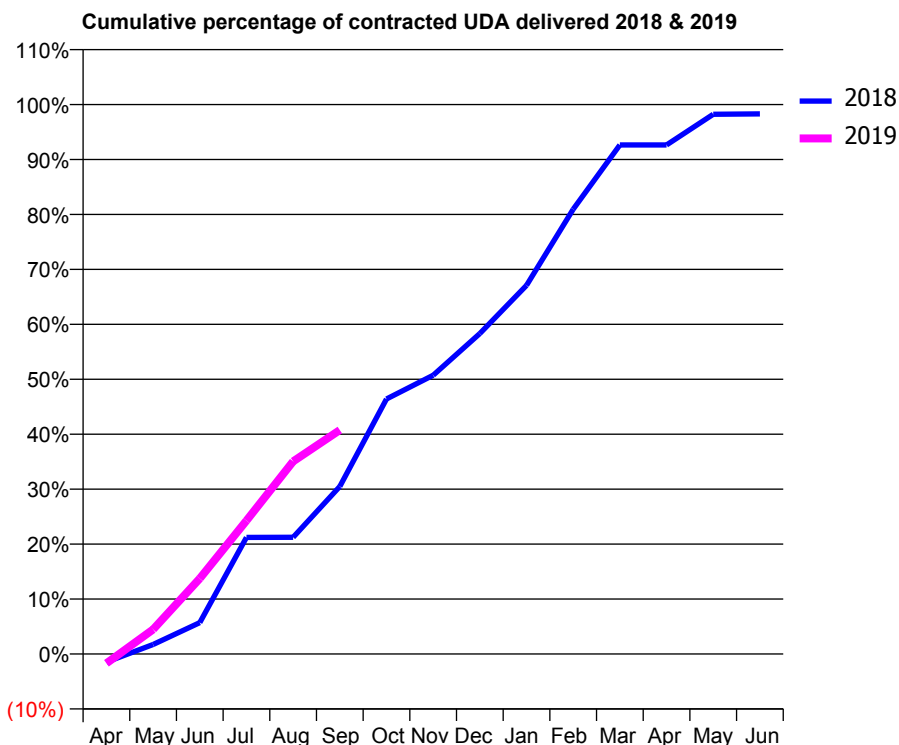
18/19 Contracted general activity (UDA)	16,776
Carry forward general activity (UDA)	286
18/19 Contracted orthodontic activity (UOA)	0
Carry forward orthodontic activity (UOA)	0
Baseline contract value	£463,733.02

### ACCESS\*

Patients seen in 24 months	Total	Change since previous quarter
Quarter ending September 2017	5,367	
Quarter ending December 2017	5,310	↓
Quarter ending March 2018	5,426	↑
Quarter ending June 2018	5,561	↑
Quarter ending September 2018	5,631	→
<b>Variance since September 2017</b>	<b>4.9%</b>	<b>↑</b>



### ACTIVITY



Month	Adjusted Scheduled Activity (UDA)	
	2018	2019
April	-251	-286
May	290	751
June	957	2,305
July	3,560	4,075
August	3,563	5,881
September	5,116	6,838
October	7,787	
November	8,510	
December	9,787	
January	11,255	
February	13,580	
March	15,541	
April	15,541	
May	16,479	
June	16,490	

### QUALITY

	Quantity	Base Number	Contract	AT	Region	England
% of FP17s for the same patient ID Re-attending within 3 months - Children	49	898	5.5%	9.4%	11.4%	11.6%
% of FP17s for the same patient ID Re-attending within 3 months - Adults	515	3,415	15.1%	13.8%	15.0%	15.5%
% of FP17s for the same patient ID Re-attending between 3 & 9 months - Children	606	898	67.5%	61.4%	59.9%	58.8%
% of FP17s for the same patient ID Re-attending between 3 & 9 months - Adults	2,173	3,415	63.6%	52.7%	52.0%	51.1%
% of FP17s for Band 1 Urgent Courses	214	3,779	5.7%	7.6%	8.0%	9.0%
% of FP17s Relating to Free Repair or Replacements	32	3,779	0.8%	0.8%	0.8%	0.8%
% of FP17s Relating to Continuations	84	3,779	2.2%	0.9%	0.9%	0.9%
% of Patients satisfied with the dentistry they have received	11	11	100.0%	93.3%	93.5%	93.3%
% of Patients satisfied with the time they had to wait for an appointment	10	11	90.9%	86.3%	89.1%	88.9%

\* This is based on patients treated on this contract for their most recent course of treatment. Figures in italics indicate the base number of FP17s or Patient Questionnaire responses are less than 100. N/A is shown where the base number of responses is less than 10 during the period. % is calculated as Quantity/Base number\*100



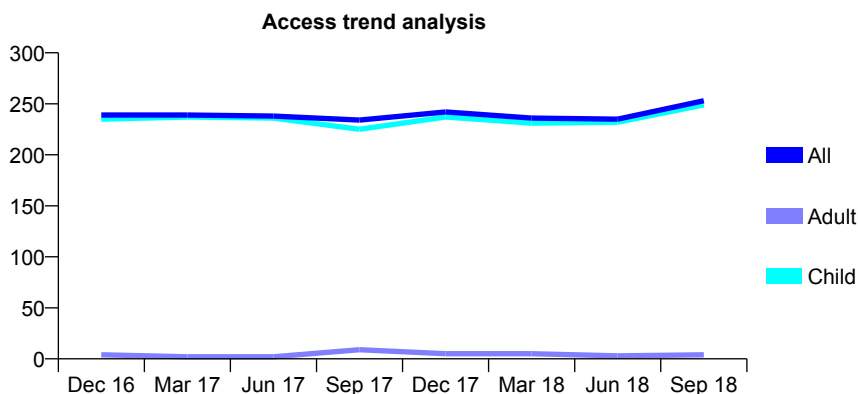
## Q59 - Vital Signs At a Glance Contract Report for 220450/0001 - September 2018

Name or company name	MR JD WINSTON
Contract type name	GDS Contract
Purpose of contract	General
Contract start date	01/04/2006
Contract end date	

18/19 Contracted general activity (UDA)	508
Carry forward general activity (UDA)	13
18/19 Contracted orthodontic activity (UOA)	0
Carry forward orthodontic activity (UOA)	0
Baseline contract value	£12,316.29

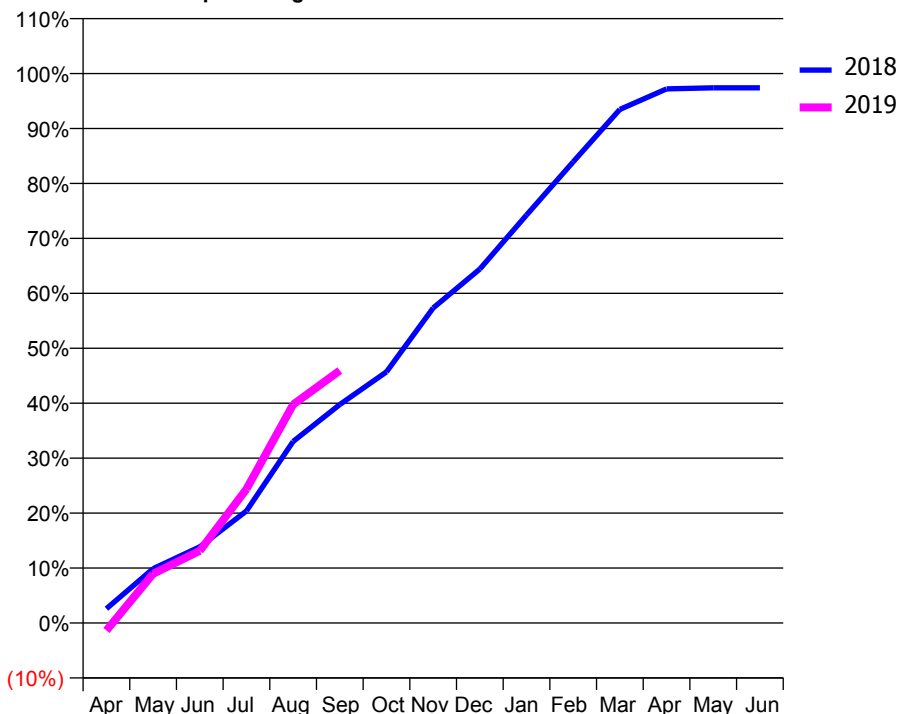
### ACCESS\*

Patients seen in 24 months	Total	Change since previous quarter
Quarter ending September 2017	234	
Quarter ending December 2017	242	↑
Quarter ending March 2018	236	↓
Quarter ending June 2018	235	→
Quarter ending September 2018	253	↑
<b>Variance since September 2017</b>	<b>8.1%</b>	<b>↑</b>



### ACTIVITY

Cumulative percentage of contracted UDA delivered 2018 & 2019



Adjusted Scheduled Activity (UDA)		
Month	2018	2019
April	13	-7
May	50	46
June	70	67
July	104	124
August	168	202
September	202	233
October	232	
November	291	
December	327	
January	377	
February	426	
March	475	
April	494	
May	495	
June	495	

### QUALITY

	Quantity	Base Number	Contract	AT	Region	England
% of FP17s for the same patient ID Re-attending within 3 months - Children	17	196	8.7%	9.4%	11.4%	11.6%
% of FP17s for the same patient ID Re-attending within 3 months - Adults	0	0	N/A	13.8%	15.0%	15.5%
% of FP17s for the same patient ID Re-attending between 3 & 9 months - Children	130	196	66.3%	61.4%	59.9%	58.8%
% of FP17s for the same patient ID Re-attending between 3 & 9 months - Adults	0	0	N/A	52.7%	52.0%	51.1%
% of FP17s for Band 1 Urgent Courses	7	176	4.0%	7.6%	8.0%	9.0%
% of FP17s Relating to Free Repair or Replacements	0	176	0.0%	0.8%	0.8%	0.8%
% of FP17s Relating to Continuations	0	176	0.0%	0.9%	0.9%	0.9%
% of Patients satisfied with the dentistry they have received	0	0	N/A	93.3%	93.5%	93.3%
% of Patients satisfied with the time they had to wait for an appointment	0	0	N/A	86.3%	89.1%	88.9%

\* This is based on patients treated on this contract for their most recent course of treatment. Figures in italics indicate the base number of FP17s or Patient Questionnaire responses are less than 100. N/A is shown where the base number of responses is less than 10 during the period. % is calculated as Quantity/Base number\*100

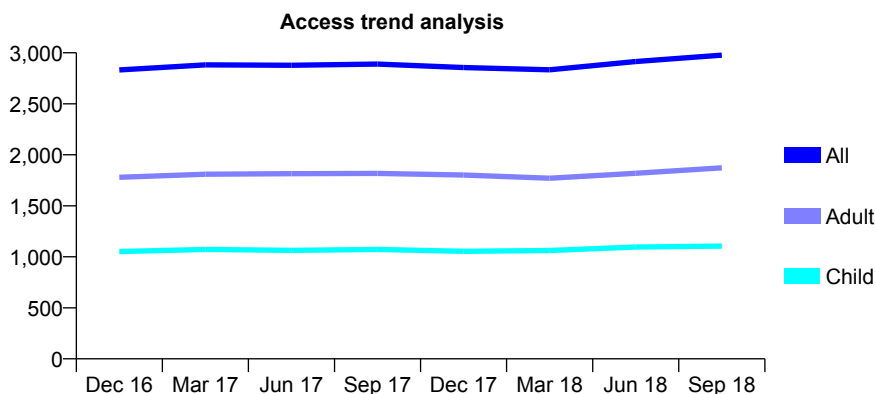
## Q59 - Vital Signs At a Glance Contract Report for 229792/0001 - September 2018

Name or company name	MR JJ CLIFFE
Contract type name	GDS Contract
Purpose of contract	General and Orthodontic
Contract start date	01/04/2006
Contract end date	

18/19 Contracted general activity (UDA)	8,300
Carry forward general activity (UDA)	0
18/19 Contracted orthodontic activity (UOA)	308
Carry forward orthodontic activity (UOA)	7
Baseline contract value	£205,681.71

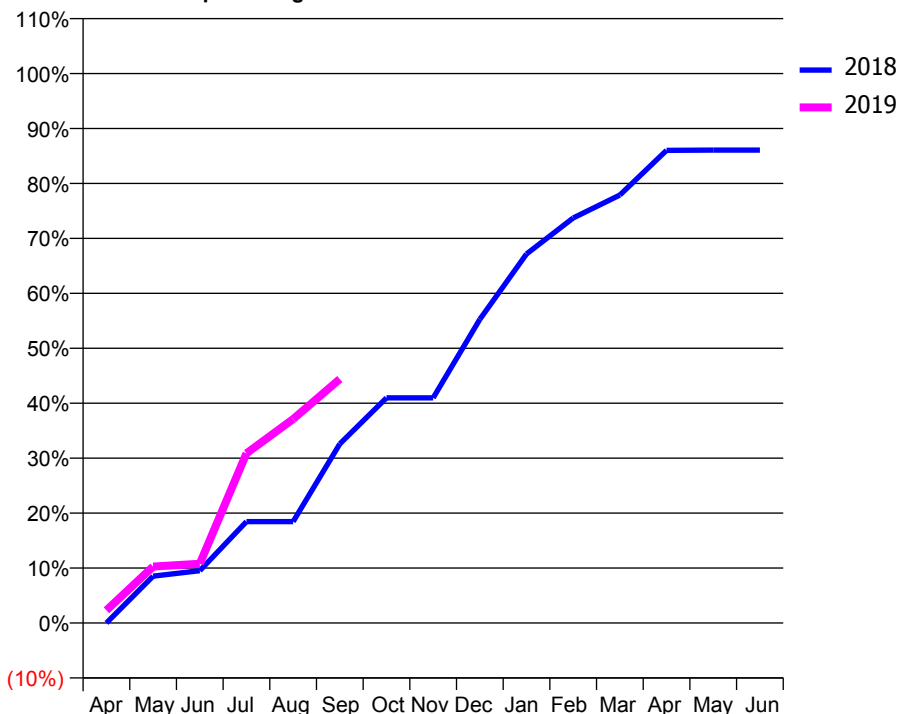
### ACCESS\*

Patients seen in 24 months	Total	Change since previous quarter
Quarter ending September 2017	2,889	
Quarter ending December 2017	2,856	↓
Quarter ending March 2018	2,833	→
Quarter ending June 2018	2,915	↑
Quarter ending September 2018	2,977	↑
<b>Variance since September 2017</b>	<b>3.0%</b>	<b>↑</b>



### ACTIVITY

Cumulative percentage of contracted UDA delivered 2018 & 2019



Adjusted Scheduled Activity (UDA)

Month	2018	2019
April	0	193
May	707	853
June	791	895
July	1,531	2,562
August	1,531	3,081
September	2,707	3,685
October	3,402	
November	3,402	
December	4,587	
January	5,575	
February	6,117	
March	6,464	
April	7,140	
May	7,143	
June	7,143	

### QUALITY

	Quantity	Base Number	Contract	AT	Region	England
% of FP17s for the same patient ID Re-attending within 3 months - Children	75	918	8.2%	9.4%	11.4%	11.6%
% of FP17s for the same patient ID Re-attending within 3 months - Adults	159	1,472	10.8%	13.8%	15.0%	15.5%
% of FP17s for the same patient ID Re-attending between 3 & 9 months - Children	589	918	64.2%	61.4%	59.9%	58.8%
% of FP17s for the same patient ID Re-attending between 3 & 9 months - Adults	920	1,472	62.5%	52.7%	52.0%	51.1%
% of FP17s for Band 1 Urgent Courses	76	1,986	3.8%	7.6%	8.0%	9.0%
% of FP17s Relating to Free Repair or Replacements	9	1,986	0.5%	0.8%	0.8%	0.8%
% of FP17s Relating to Continuations	47	1,986	2.4%	0.9%	0.9%	0.9%
% of Patients satisfied with the dentistry they have received	2	2	N/A	93.3%	93.5%	93.3%
% of Patients satisfied with the time they had to wait for an appointment	2	2	N/A	86.3%	89.1%	88.9%

\* This is based on patients treated on this contract for their most recent course of treatment. Figures in italics indicate the base number of FP17s or Patient Questionnaire responses are less than 100. N/A is shown where the base number of responses is less than 10 during the period. % is calculated as Quantity/Base number\*100

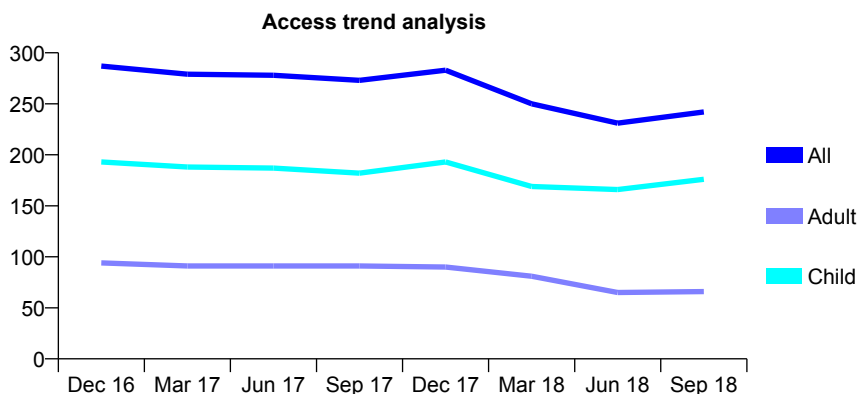
## Q59 - Vital Signs At a Glance Contract Report for 232858/0001 - September 2018

Name or company name	Miss S Rennie
Contract type name	GDS Contract
Purpose of contract	General
Contract start date	01/04/2006
Contract end date	

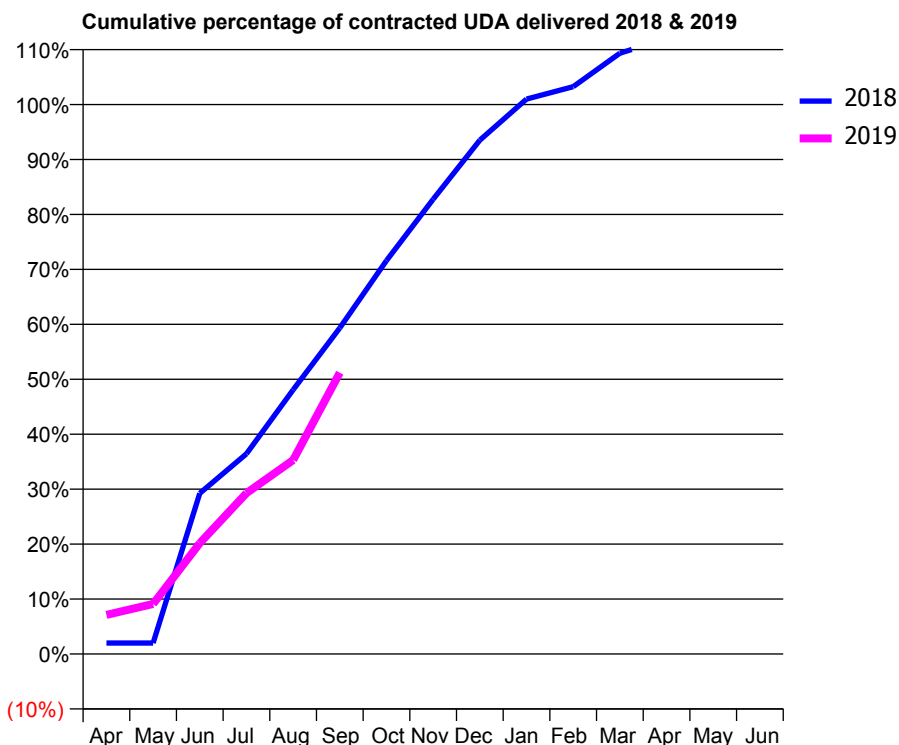
18/19 Contracted general activity (UDA)	450
Carry forward general activity (UDA)	-9
18/19 Contracted orthodontic activity (UOA)	0
Carry forward orthodontic activity (UOA)	0
Baseline contract value	£10,413.13

### ACCESS\*

Patients seen in 24 months	Total	Change since previous quarter
Quarter ending September 2017	273	
Quarter ending December 2017	283	↑
Quarter ending March 2018	250	↓
Quarter ending June 2018	231	↓
Quarter ending September 2018	242	↑
<b>Variance since September 2017</b>	<b>(11.4%)</b>	<b>↓</b>



### ACTIVITY



Month	Adjusted Scheduled Activity (UDA)	
	2018	2019
April	9	32
May	9	41
June	132	91
July	164	132
August	216	159
September	267	230
October	322	
November	372	
December	421	
January	454	
February	465	
March	492	
April	504	
May	504	
June	504	

### QUALITY

	Quantity	Base Number	Contract	AT	Region	England
% of FP17s for the same patient ID Re-attending within 3 months - Children	7	140	5.0%	9.4%	11.4%	11.6%
% of FP17s for the same patient ID Re-attending within 3 months - Adults	5	33	15.2%	13.8%	15.0%	15.5%
% of FP17s for the same patient ID Re-attending between 3 & 9 months - Children	71	140	50.7%	61.4%	59.9%	58.8%
% of FP17s for the same patient ID Re-attending between 3 & 9 months - Adults	19	33	57.6%	52.7%	52.0%	51.1%
% of FP17s for Band 1 Urgent Courses	7	163	4.3%	7.6%	8.0%	9.0%
% of FP17s Relating to Free Repair or Replacements	0	163	0.0%	0.8%	0.8%	0.8%
% of FP17s Relating to Continuations	1	163	0.6%	0.9%	0.9%	0.9%
% of Patients satisfied with the dentistry they have received	0	0	N/A	93.3%	93.5%	93.3%
% of Patients satisfied with the time they had to wait for an appointment	0	0	N/A	86.3%	89.1%	88.9%

\* This is based on patients treated on this contract for their most recent course of treatment. Figures in italics indicate the base number of FP17s or Patient Questionnaire responses are less than 100. N/A is shown where the base number of responses is less than 10 during the period. % is calculated as Quantity/Base number\*100

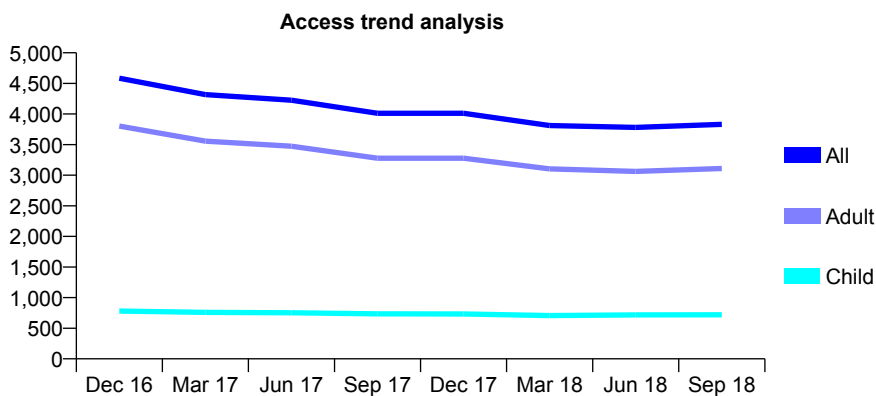
## Q59 - Vital Signs At a Glance Contract Report for 237833/0004 - September 2018

Name or company name	MR MP GOKANI
Contract type name	GDS Contract
Purpose of contract	General
Contract start date	01/04/2009
Contract end date	

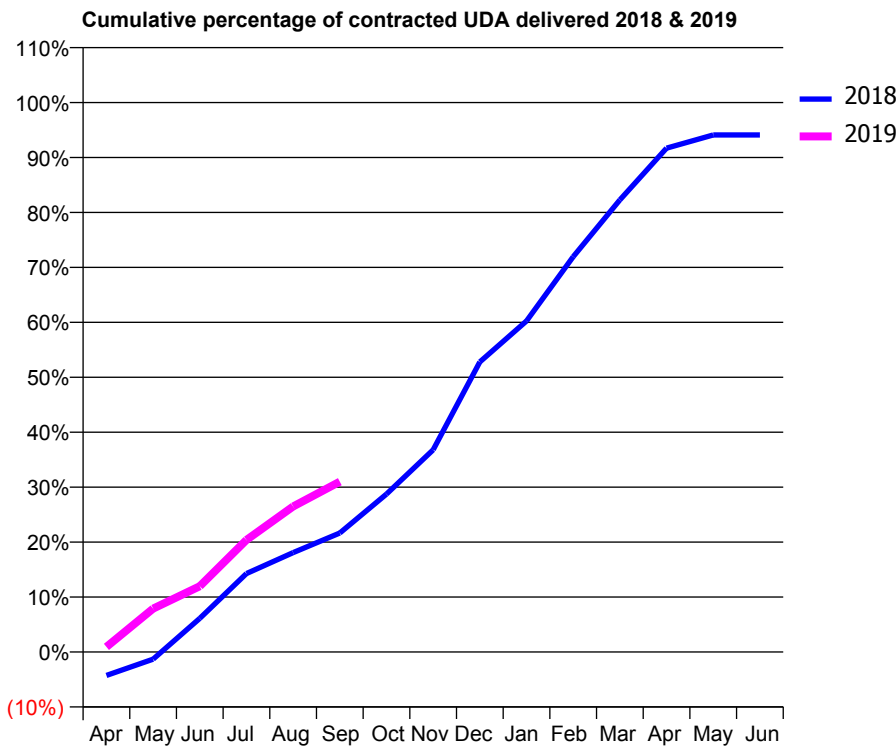
18/19 Contracted general activity (UDA)	10,479
Carry forward general activity (UDA)	0
18/19 Contracted orthodontic activity (UOA)	0
Carry forward orthodontic activity (UOA)	0
Baseline contract value	£295,016.98

### ACCESS\*

Patients seen in 24 months	Total	Change since previous quarter
Quarter ending September 2017	4,013	
Quarter ending December 2017	4,011	→
Quarter ending March 2018	3,812	↓
Quarter ending June 2018	3,780	→
Quarter ending September 2018	3,832	→
<b>Variance since September 2017</b>	<b>(4.5%)</b>	<b>↓</b>



### ACTIVITY



Adjusted Scheduled Activity (UDA)		
Month	2018	2019
April	-320	99
May	-99	828
June	459	1,256
July	1,067	2,138
August	1,353	2,775
September	1,620	3,250
October	2,149	
November	2,753	
December	3,948	
January	4,506	
February	5,381	
March	6,154	
April	6,858	
May	7,037	
June	7,037	

### QUALITY

	Quantity	Base Number	Contract	AT	Region	England
% of FP17s for the same patient ID Re-attending within 3 months - Children	24	433	5.5%	9.4%	11.4%	11.6%
% of FP17s for the same patient ID Re-attending within 3 months - Adults	266	1,702	15.6%	13.8%	15.0%	15.5%
% of FP17s for the same patient ID Re-attending between 3 & 9 months - Children	221	433	51.0%	61.4%	59.9%	58.8%
% of FP17s for the same patient ID Re-attending between 3 & 9 months - Adults	517	1,702	30.4%	52.7%	52.0%	51.1%
% of FP17s for Band 1 Urgent Courses	219	1,663	13.2%	7.6%	8.0%	9.0%
% of FP17s Relating to Free Repair or Replacements	18	1,663	1.1%	0.8%	0.8%	0.8%
% of FP17s Relating to Continuations	15	1,663	0.9%	0.9%	0.9%	0.9%
% of Patients satisfied with the dentistry they have received	3	3	N/A	93.3%	93.5%	93.3%
% of Patients satisfied with the time they had to wait for an appointment	3	3	N/A	86.3%	89.1%	88.9%

\* This is based on patients treated on this contract for their most recent course of treatment. Figures in italics indicate the base number of FP17s or Patient Questionnaire responses are less than 100. N/A is shown where the base number of responses is less than 10 during the period. % is calculated as Quantity/Base number\*100

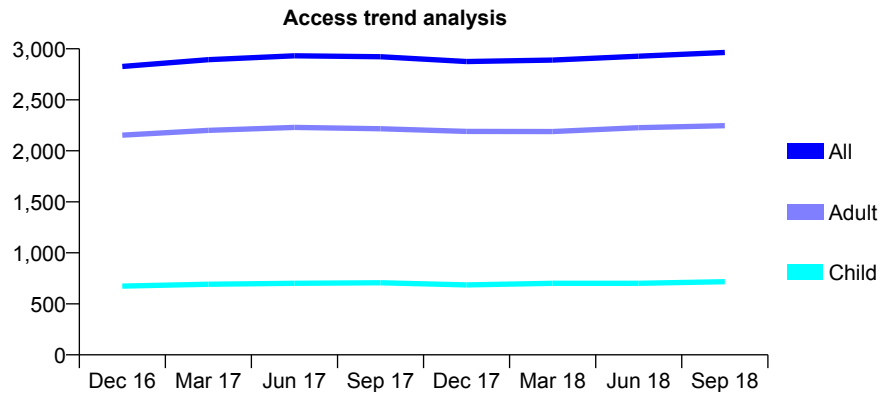
## Q59 - Vital Signs At a Glance Contract Report for 244171/0005 - September 2018

Name or company name	MRS GK PALAHEY
Contract type name	GDS Contract
Purpose of contract	General
Contract start date	01/05/2014
Contract end date	

18/19 Contracted general activity (UDA)	6,887
Carry forward general activity (UDA)	-45
18/19 Contracted orthodontic activity (UOA)	0
Carry forward orthodontic activity (UOA)	0
Baseline contract value	£158,416.76

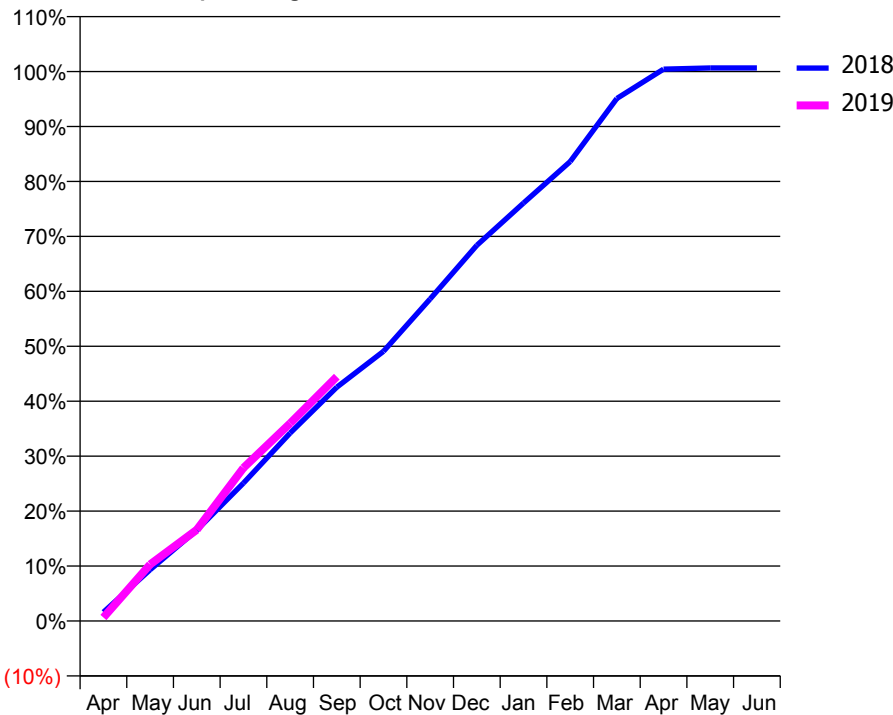
### ACCESS\*

Patients seen in 24 months	Total	Change since previous quarter
Quarter ending September 2017	2,922	
Quarter ending December 2017	2,875	↓
Quarter ending March 2018	2,890	→
Quarter ending June 2018	2,928	→
Quarter ending September 2018	2,964	→
<b>Variance since September 2017</b>	<b>1.4%</b>	<b>→</b>



### ACTIVITY

Cumulative percentage of contracted UDA delivered 2018 & 2019



Month	Adjusted Scheduled Activity (UDA)	
	2018	2019
April	112	45
May	643	709
June	1,138	1,143
July	1,729	1,919
August	2,356	2,477
September	2,930	3,062
October	3,380	
November	4,037	
December	4,709	
January	5,239	
February	5,759	
March	6,548	
April	6,917	
May	6,932	
June	6,932	

### QUALITY

	Quantity	Base Number	Contract	AT	Region	England
% of FP17s for the same patient ID Re-attending within 3 months - Children	31	558	5.6%	9.4%	11.4%	11.6%
% of FP17s for the same patient ID Re-attending within 3 months - Adults	150	1,543	9.7%	13.8%	15.0%	15.5%
% of FP17s for the same patient ID Re-attending between 3 & 9 months - Children	358	558	64.2%	61.4%	59.9%	58.8%
% of FP17s for the same patient ID Re-attending between 3 & 9 months - Adults	957	1,543	62.0%	52.7%	52.0%	51.1%
% of FP17s for Band 1 Urgent Courses	77	1,849	4.2%	7.6%	8.0%	9.0%
% of FP17s Relating to Free Repair or Replacements	12	1,849	0.6%	0.8%	0.8%	0.8%
% of FP17s Relating to Continuations	7	1,849	0.4%	0.9%	0.9%	0.9%
% of Patients satisfied with the dentistry they have received	5	5	N/A	93.3%	93.5%	93.3%
% of Patients satisfied with the time they had to wait for an appointment	5	5	N/A	86.3%	89.1%	88.9%

\* This is based on patients treated on this contract for their most recent course of treatment. Figures in italics indicate the base number of FP17s or Patient Questionnaire responses are less than 100. N/A is shown where the base number of responses is less than 10 during the period. % is calculated as Quantity/Base number\*100

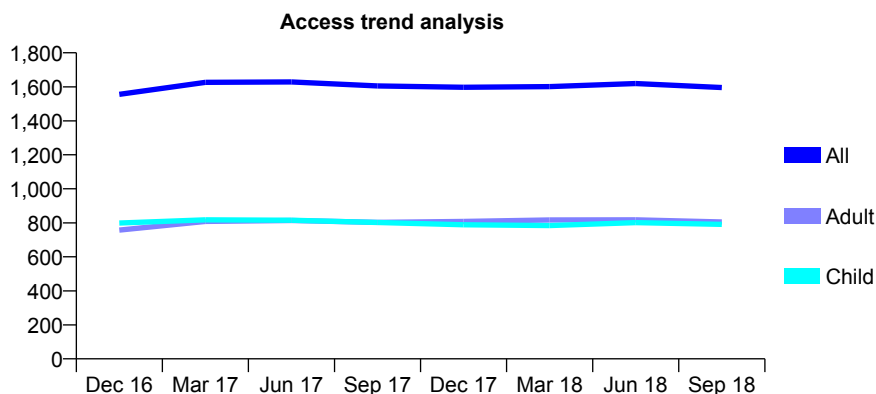
## Q59 - Vital Signs At a Glance Contract Report for 257117/0001 - September 2018

Name or company name	MR NG PATEL
Contract type name	GDS Contract
Purpose of contract	General
Contract start date	01/12/2012
Contract end date	

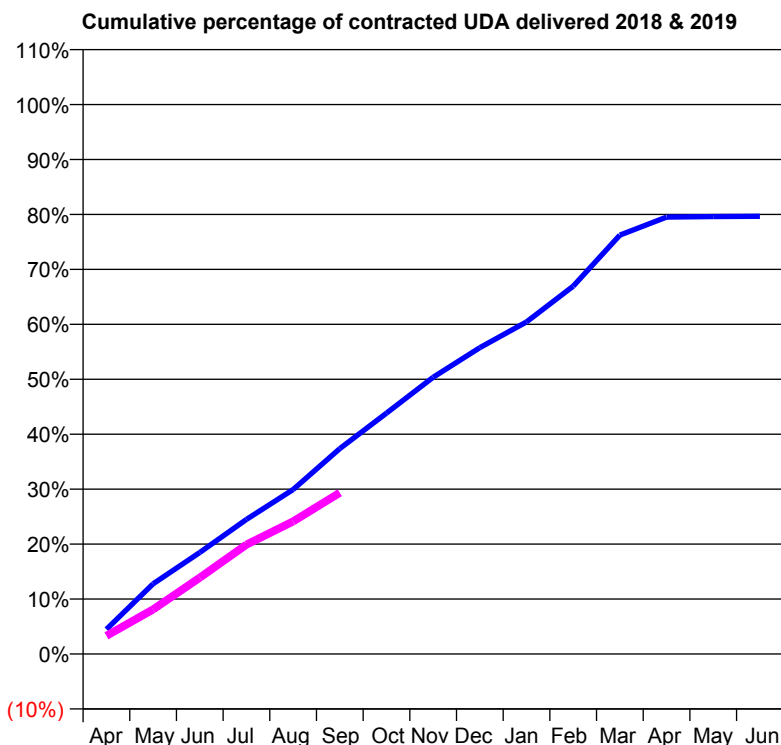
18/19 Contracted general activity (UDA)	6,256
Carry forward general activity (UDA)	0
18/19 Contracted orthodontic activity (UOA)	0
Carry forward orthodontic activity (UOA)	0
Baseline contract value	£162,074.49

### ACCESS\*

Patients seen in 24 months	Total	Change since previous quarter
Quarter ending September 2017	1,605	
Quarter ending December 2017	1,597	→
Quarter ending March 2018	1,601	→
Quarter ending June 2018	1,619	→
Quarter ending September 2018	1,596	↓
<b>Variance since September 2017</b>	<b>(0.6%)</b>	<b>→</b>



### ACTIVITY



Adjusted Scheduled Activity (UDA)		
Month	2018	2019
April	236	207
May	672	508
June	971	869
July	1,288	1,246
August	1,573	1,510
September	1,965	1,836
October	2,304	
November	2,648	
December	2,930	
January	3,177	
February	3,518	
March	4,006	
April	4,179	
May	4,184	
June	4,186	

### QUALITY

	Quantity	Base Number	Contract	AT	Region	England
% of FP17s for the same patient ID Re-attending within 3 months - Children	49	677	7.2%	9.4%	11.4%	11.6%
% of FP17s for the same patient ID Re-attending within 3 months - Adults	95	587	16.2%	13.8%	15.0%	15.5%
% of FP17s for the same patient ID Re-attending between 3 & 9 months - Children	505	677	74.6%	61.4%	59.9%	58.8%
% of FP17s for the same patient ID Re-attending between 3 & 9 months - Adults	357	587	60.8%	52.7%	52.0%	51.1%
% of FP17s for Band 1 Urgent Courses	50	1,147	4.4%	7.6%	8.0%	9.0%
% of FP17s Relating to Free Repair or Replacements	2	1,147	0.2%	0.8%	0.8%	0.8%
% of FP17s Relating to Continuations	0	1,147	0.0%	0.9%	0.9%	0.9%
% of Patients satisfied with the dentistry they have received	0	0	N/A	93.3%	93.5%	93.3%
% of Patients satisfied with the time they had to wait for an appointment	0	0	N/A	86.3%	89.1%	88.9%

\* This is based on patients treated on this contract for their most recent course of treatment. Figures in italics indicate the base number of FP17s or Patient Questionnaire responses are less than 100. N/A is shown where the base number of responses is less than 10 during the period. % is calculated as Quantity/Base number\*100

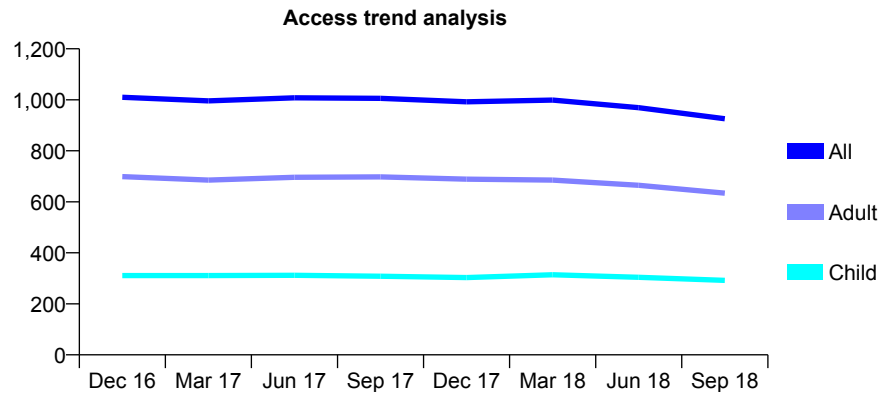
## Q59 - Vital Signs At a Glance Contract Report for 264245/0003 - September 2018

Name or company name	MR P PATEL
Contract type name	GDS Contract
Purpose of contract	General
Contract start date	27/08/2014
Contract end date	

18/19 Contracted general activity (UDA)	2,480
Carry forward general activity (UDA)	-1
18/19 Contracted orthodontic activity (UOA)	0
Carry forward orthodontic activity (UOA)	0
Baseline contract value	£52,825.23

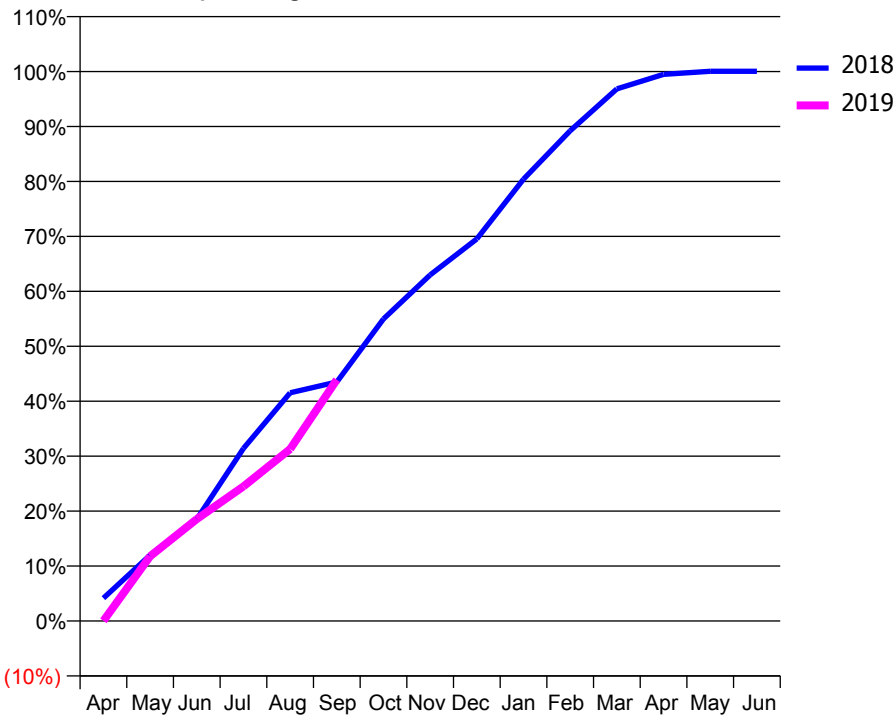
### ACCESS\*

Patients seen in 24 months	Total	Change since previous quarter
Quarter ending September 2017	1,006	
Quarter ending December 2017	992	↓
Quarter ending March 2018	999	→
Quarter ending June 2018	969	↓
Quarter ending September 2018	926	↓
<b>Variance since September 2017</b>	<b>(8.0%)</b>	<b>↓</b>



### ACTIVITY

Cumulative percentage of contracted UDA delivered 2018 & 2019



Adjusted Scheduled Activity (UDA)		
Month	2018	2019
April	103	1
May	297	292
June	459	460
July	779	608
August	1,030	776
September	1,079	1,089
October	1,364	
November	1,562	
December	1,725	
January	1,994	
February	2,213	
March	2,401	
April	2,467	
May	2,481	
June	2,481	

### QUALITY

	Quantity	Base Number	Contract	AT	Region	England
% of FP17s for the same patient ID Re-attending within 3 months - Children	14	214	6.5%	9.4%	11.4%	11.6%
% of FP17s for the same patient ID Re-attending within 3 months - Adults	67	428	15.7%	13.8%	15.0%	15.5%
% of FP17s for the same patient ID Re-attending between 3 & 9 months - Children	128	214	59.8%	61.4%	59.9%	58.8%
% of FP17s for the same patient ID Re-attending between 3 & 9 months - Adults	234	428	54.7%	52.7%	52.0%	51.1%
% of FP17s for Band 1 Urgent Courses	40	586	6.8%	7.6%	8.0%	9.0%
% of FP17s Relating to Free Repair or Replacements	15	586	2.6%	0.8%	0.8%	0.8%
% of FP17s Relating to Continuations	11	586	1.9%	0.9%	0.9%	0.9%
% of Patients satisfied with the dentistry they have received	0	0	N/A	93.3%	93.5%	93.3%
% of Patients satisfied with the time they had to wait for an appointment	0	0	N/A	86.3%	89.1%	88.9%

\* This is based on patients treated on this contract for their most recent course of treatment. Figures in italics indicate the base number of FP17s or Patient Questionnaire responses are less than 100. N/A is shown where the base number of responses is less than 10 during the period. % is calculated as Quantity/Base number\*100

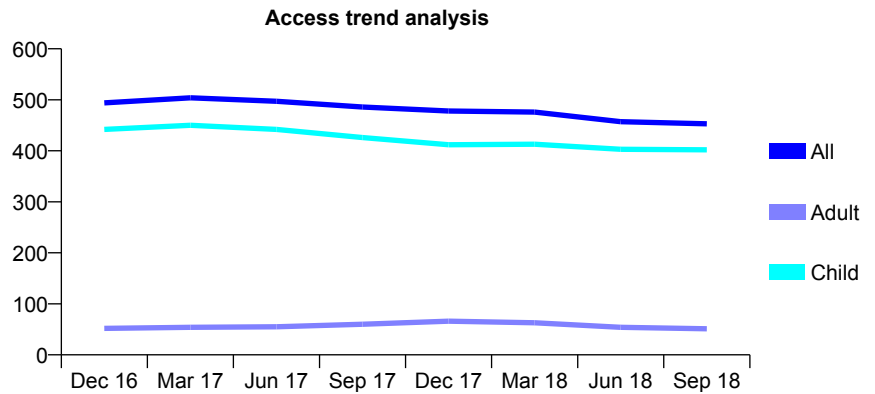
## Q59 - Vital Signs At a Glance Contract Report for 299154/0001 - September 2018

Name or company name	MR C KHELA
Contract type name	GDS Contract
Purpose of contract	General
Contract start date	01/05/2011
Contract end date	

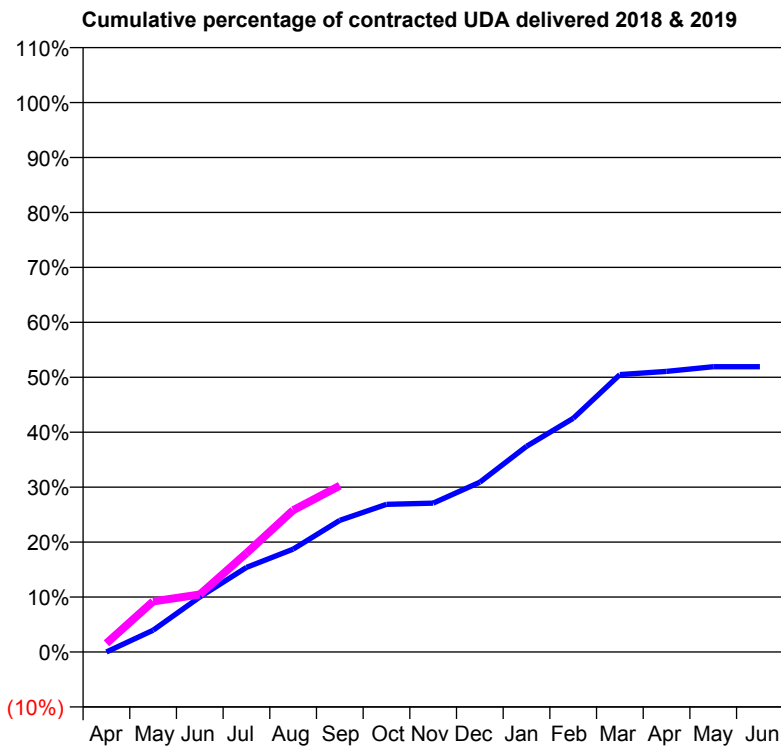
18/19 Contracted general activity (UDA)	1,430
Carry forward general activity (UDA)	0
18/19 Contracted orthodontic activity (UOA)	0
Carry forward orthodontic activity (UOA)	0
Baseline contract value	£33,803.64

### ACCESS\*

Patients seen in 24 months	Total	Change since previous quarter
Quarter ending September 2017	486	
Quarter ending December 2017	478	↓
Quarter ending March 2018	476	→
Quarter ending June 2018	457	↓
Quarter ending September 2018	453	→
<b>Variance since September 2017</b>	<b>(6.8%)</b>	<b>↓</b>



### ACTIVITY



Month	Adjusted Scheduled Activity (UDA)	
	2018	2019
April	0	23
May	57	132
June	143	150
July	220	257
August	268	369
September	343	433
October	384	
November	387	
December	442	
January	535	
February	608	
March	722	
April	730	
May	742	
June	742	

### QUALITY

	Quantity	Base Number	Contract	AT	Region	England
% of FP17s for the same patient ID Re-attending within 3 months - Children	40	353	11.3%	9.4%	11.4%	11.6%
% of FP17s for the same patient ID Re-attending within 3 months - Adults	0	0	N/A	13.8%	15.0%	15.5%
% of FP17s for the same patient ID Re-attending between 3 & 9 months - Children	189	353	53.5%	61.4%	59.9%	58.8%
% of FP17s for the same patient ID Re-attending between 3 & 9 months - Adults	0	0	N/A	52.7%	52.0%	51.1%
% of FP17s for Band 1 Urgent Courses	14	332	4.2%	7.6%	8.0%	9.0%
% of FP17s Relating to Free Repair or Replacements	0	332	0.0%	0.8%	0.8%	0.8%
% of FP17s Relating to Continuations	3	332	0.9%	0.9%	0.9%	0.9%
% of Patients satisfied with the dentistry they have received	0	0	N/A	93.3%	93.5%	93.3%
% of Patients satisfied with the time they had to wait for an appointment	0	0	N/A	86.3%	89.1%	88.9%

\* This is based on patients treated on this contract for their most recent course of treatment. Figures in italics indicate the base number of FP17s or Patient Questionnaire responses are less than 100. N/A is shown where the base number of responses is less than 10 during the period. % is calculated as Quantity/Base number\*100



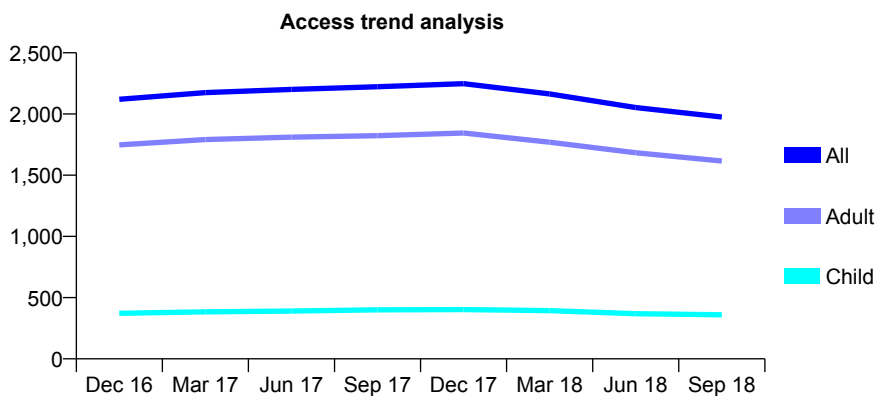
## Q59 - Vital Signs At a Glance Contract Report for 306975/0001 - September 2018

Name or company name	MR NA TAYLOR
Contract type name	GDS Contract
Purpose of contract	General
Contract start date	01/04/2006
Contract end date	

18/19 Contracted general activity (UDA)	6,493
Carry forward general activity (UDA)	0
18/19 Contracted orthodontic activity (UOA)	0
Carry forward orthodontic activity (UOA)	0
Baseline contract value	£177,304.93

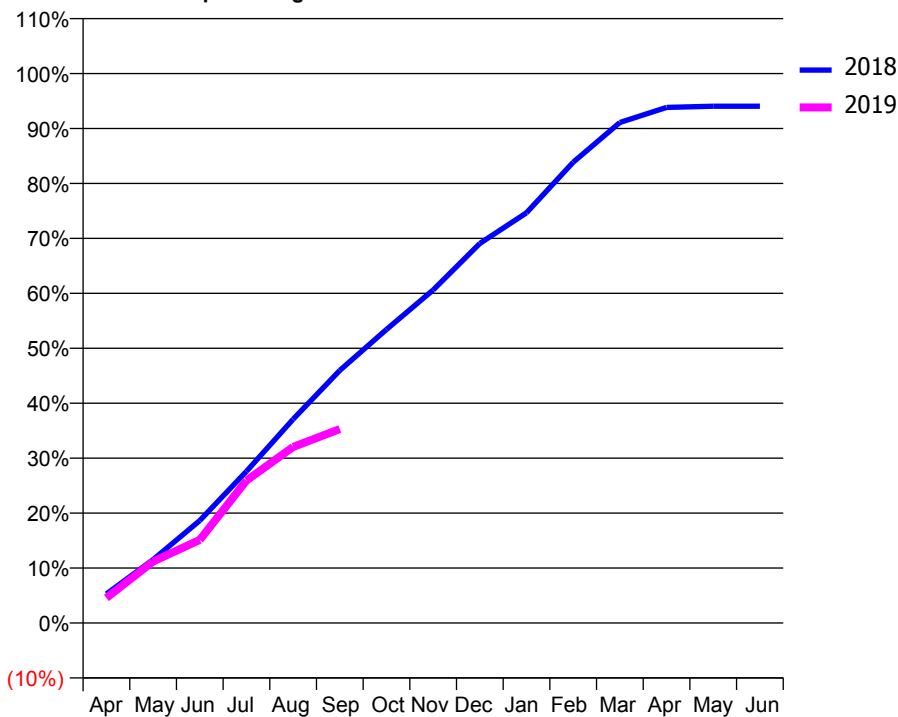
### ACCESS\*

Patients seen in 24 months	Total	Change since previous quarter
Quarter ending September 2017	2,223	
Quarter ending December 2017	2,248	→
Quarter ending March 2018	2,164	↓
Quarter ending June 2018	2,053	↓
Quarter ending September 2018	1,976	↓
<b>Variance since September 2017</b>	<b>(11.1%)</b>	<b>↓</b>



### ACTIVITY

Cumulative percentage of contracted UDA delivered 2018 & 2019



Adjusted Scheduled Activity (UDA)

Month	2018	2019
April	344	297
May	750	727
June	1,210	982
July	1,792	1,684
August	2,408	2,080
September	2,985	2,291
October	3,468	
November	3,935	
December	4,486	
January	4,848	
February	5,445	
March	5,914	
April	6,092	
May	6,107	
June	6,107	

### QUALITY

	Quantity	Base Number	Contract	AT	Region	England
% of FP17s for the same patient ID Re-attending within 3 months - Children	17	256	6.6%	9.4%	11.4%	11.6%
% of FP17s for the same patient ID Re-attending within 3 months - Adults	168	1,055	15.9%	13.8%	15.0%	15.5%
% of FP17s for the same patient ID Re-attending between 3 & 9 months - Children	170	256	66.4%	61.4%	59.9%	58.8%
% of FP17s for the same patient ID Re-attending between 3 & 9 months - Adults	625	1,055	59.2%	52.7%	52.0%	51.1%
% of FP17s for Band 1 Urgent Courses	105	1,209	8.7%	7.6%	8.0%	9.0%
% of FP17s Relating to Free Repair or Replacements	6	1,209	0.5%	0.8%	0.8%	0.8%
% of FP17s Relating to Continuations	50	1,209	4.1%	0.9%	0.9%	0.9%
% of Patients satisfied with the dentistry they have received	0	0	N/A	93.3%	93.5%	93.3%
% of Patients satisfied with the time they had to wait for an appointment	0	0	N/A	86.3%	89.1%	88.9%

\* This is based on patients treated on this contract for their most recent course of treatment. Figures in italics indicate the base number of FP17s or Patient Questionnaire responses are less than 100. N/A is shown where the base number of responses is less than 10 during the period. % is calculated as Quantity/Base number\*100

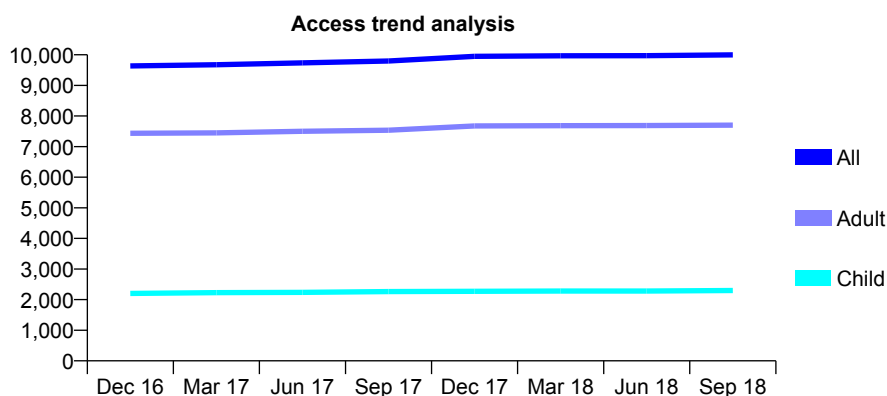
## Q59 - Vital Signs At a Glance Contract Report for 320102/0001 - September 2018

Name or company name	MR MK SHAH
Contract type name	GDS Contract
Purpose of contract	General
Contract start date	01/04/2006
Contract end date	

18/19 Contracted general activity (UDA)	22,132
Carry forward general activity (UDA)	-443
18/19 Contracted orthodontic activity (UOA)	0
Carry forward orthodontic activity (UOA)	0
Baseline contract value	£527,614.59

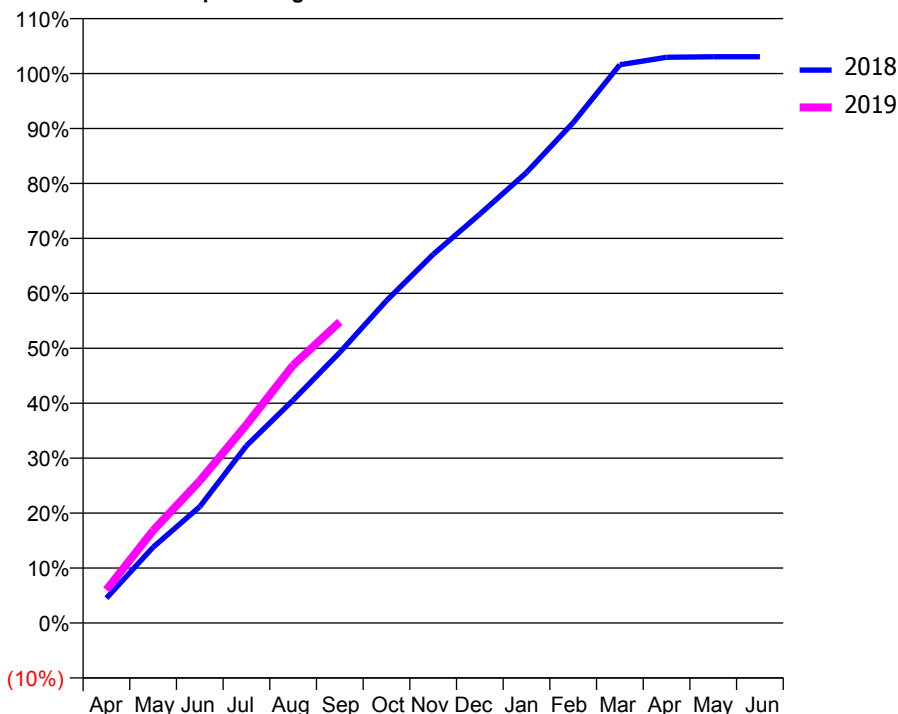
### ACCESS\*

Patients seen in 24 months	Total	Change since previous quarter
Quarter ending September 2017	9,798	
Quarter ending December 2017	9,951	→
Quarter ending March 2018	9,968	→
Quarter ending June 2018	9,972	→
Quarter ending September 2018	9,998	→
<b>Variance since September 2017</b>	<b>2.0%</b>	<b>↑</b>



### ACTIVITY

Cumulative percentage of contracted UDA delivered 2018 & 2019



Adjusted Scheduled Activity (UDA)

Month	2018	2019
April	1,003	1,336
May	3,054	3,726
June	4,688	5,730
July	7,141	7,990
August	8,975	10,386
September	10,901	12,129
October	12,982	
November	14,845	
December	16,468	
January	18,146	
February	20,153	
March	22,484	
April	22,785	
May	22,808	
June	22,808	

### QUALITY

	Quantity	Base Number	Contract	AT	Region	England
% of FP17s for the same patient ID Re-attending within 3 months - Children	104	1,751	5.9%	9.4%	11.4%	11.6%
% of FP17s for the same patient ID Re-attending within 3 months - Adults	650	5,419	12.0%	13.8%	15.0%	15.5%
% of FP17s for the same patient ID Re-attending between 3 & 9 months - Children	1,047	1,751	59.8%	61.4%	59.9%	58.8%
% of FP17s for the same patient ID Re-attending between 3 & 9 months - Adults	3,059	5,419	56.4%	52.7%	52.0%	51.1%
% of FP17s for Band 1 Urgent Courses	329	6,997	4.7%	7.6%	8.0%	9.0%
% of FP17s Relating to Free Repair or Replacements	55	6,997	0.8%	0.8%	0.8%	0.8%
% of FP17s Relating to Continuations	59	6,997	0.8%	0.9%	0.9%	0.9%
% of Patients satisfied with the dentistry they have received	5	5	N/A	93.3%	93.5%	93.3%
% of Patients satisfied with the time they had to wait for an appointment	5	5	N/A	86.3%	89.1%	88.9%

\* This is based on patients treated on this contract for their most recent course of treatment. Figures in italics indicate the base number of FP17s or Patient Questionnaire responses are less than 100. N/A is shown where the base number of responses is less than 10 during the period. % is calculated as Quantity/Base number\*100

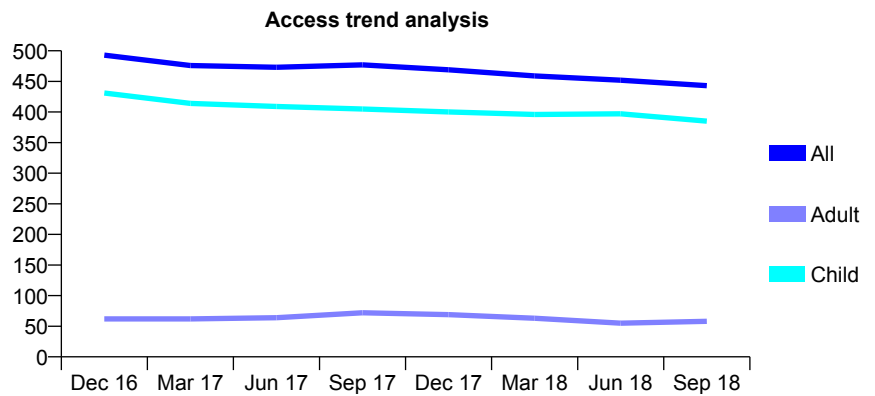
## Q59 - Vital Signs At a Glance Contract Report for 324647/0001 - September 2018

Name or company name	Mr H Sehmi & Mrs Y Sehmi
Contract type name	GDS Contract
Purpose of contract	General
Contract start date	01/04/2006
Contract end date	

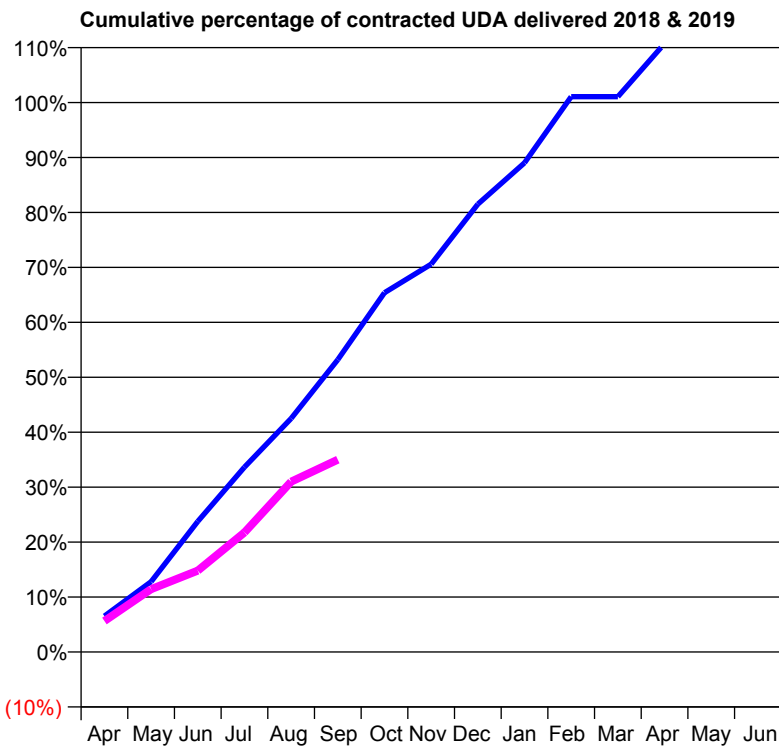
18/19 Contracted general activity (UDA)	1,329
Carry forward general activity (UDA)	-27
18/19 Contracted orthodontic activity (UOA)	0
Carry forward orthodontic activity (UOA)	0
Baseline contract value	£29,027.59

### ACCESS\*

Patients seen in 24 months	Total	Change since previous quarter
Quarter ending September 2017	477	
Quarter ending December 2017	469	↓
Quarter ending March 2018	459	↓
Quarter ending June 2018	452	↓
Quarter ending September 2018	443	↓
<b>Variance since September 2017</b>	<b>(7.1%)</b>	<b>↓</b>



### ACTIVITY



Month	Adjusted Scheduled Activity (UDA)	
	2018	2019
April	87	75
May	170	152
June	316	197
July	447	289
August	565	412
September	707	465
October	869	
November	938	
December	1,083	
January	1,183	
February	1,343	
March	1,343	
April	1,471	
May	1,471	
June	1,471	

### QUALITY

	Quantity	Base Number	Contract	AT	Region	England
% of FP17s for the same patient ID Re-attending within 3 months - Children	115	492	23.4%	9.4%	11.4%	11.6%
% of FP17s for the same patient ID Re-attending within 3 months - Adults	0	0	N/A	13.8%	15.0%	15.5%
% of FP17s for the same patient ID Re-attending between 3 & 9 months - Children	319	492	64.8%	61.4%	59.9%	58.8%
% of FP17s for the same patient ID Re-attending between 3 & 9 months - Adults	0	0	N/A	52.7%	52.0%	51.1%
% of FP17s for Band 1 Urgent Courses	1	378	0.3%	7.6%	8.0%	9.0%
% of FP17s Relating to Free Repair or Replacements	0	378	0.0%	0.8%	0.8%	0.8%
% of FP17s Relating to Continuations	13	378	3.4%	0.9%	0.9%	0.9%
% of Patients satisfied with the dentistry they have received	0	0	N/A	93.3%	93.5%	93.3%
% of Patients satisfied with the time they had to wait for an appointment	0	0	N/A	86.3%	89.1%	88.9%

\* This is based on patients treated on this contract for their most recent course of treatment. Figures in italics indicate the base number of FP17s or Patient Questionnaire responses are less than 100. N/A is shown where the base number of responses is less than 10 during the period. % is calculated as Quantity/Base number\*100

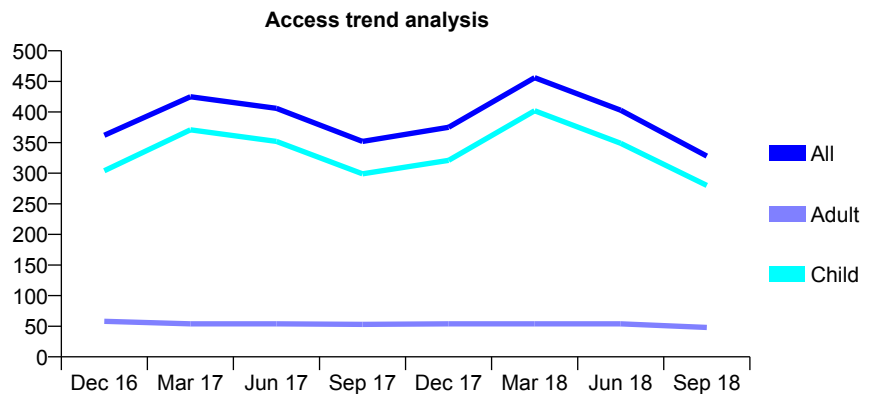
## Q59 - Vital Signs At a Glance Contract Report for 326046/0001 - September 2018

Name or company name	MISS PJ HAMPTON
Contract type name	GDS Contract
Purpose of contract	General
Contract start date	01/04/2006
Contract end date	

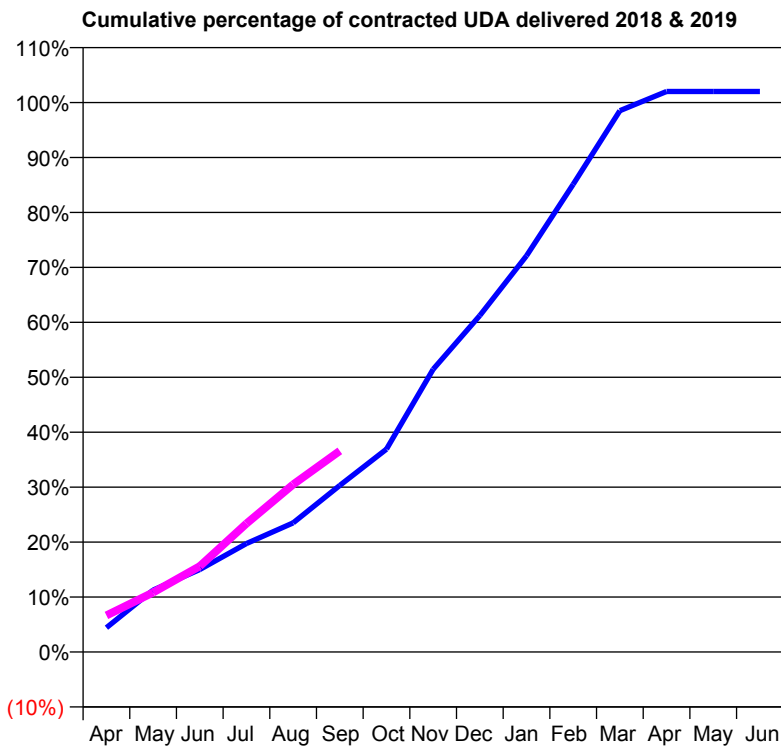
18/19 Contracted general activity (UDA)	750
Carry forward general activity (UDA)	-15
18/19 Contracted orthodontic activity (UOA)	0
Carry forward orthodontic activity (UOA)	0
Baseline contract value	£17,886.06

### ACCESS\*

Patients seen in 24 months	Total	Change since previous quarter
Quarter ending September 2017	352	
Quarter ending December 2017	375	↑
Quarter ending March 2018	456	↑
Quarter ending June 2018	403	↓
Quarter ending September 2018	328	↓
<b>Variance since September 2017</b>	<b>(6.8%)</b>	<b>↓</b>



### ACTIVITY



Adjusted Scheduled Activity (UDA)		
Month	2018	2019
April	33	50
May	85	81
June	113	117
July	148	175
August	176	229
September	227	275
October	277	
November	386	
December	459	
January	541	
February	638	
March	739	
April	765	
May	765	
June	765	

### QUALITY

	Quantity	Base Number	Contract	AT	Region	England
% of FP17s for the same patient ID Re-attending within 3 months - Children	8	205	3.9%	9.4%	11.4%	11.6%
% of FP17s for the same patient ID Re-attending within 3 months - Adults	2	14	14.3%	13.8%	15.0%	15.5%
% of FP17s for the same patient ID Re-attending between 3 & 9 months - Children	144	205	70.2%	61.4%	59.9%	58.8%
% of FP17s for the same patient ID Re-attending between 3 & 9 months - Adults	7	14	50.0%	52.7%	52.0%	51.1%
% of FP17s for Band 1 Urgent Courses	8	204	3.9%	7.6%	8.0%	9.0%
% of FP17s Relating to Free Repair or Replacements	0	204	0.0%	0.8%	0.8%	0.8%
% of FP17s Relating to Continuations	0	204	0.0%	0.9%	0.9%	0.9%
% of Patients satisfied with the dentistry they have received	1	1	N/A	93.3%	93.5%	93.3%
% of Patients satisfied with the time they had to wait for an appointment	1	1	N/A	86.3%	89.1%	88.9%

\* This is based on patients treated on this contract for their most recent course of treatment. Figures in italics indicate the base number of FP17s or Patient Questionnaire responses are less than 100. N/A is shown where the base number of responses is less than 10 during the period. % is calculated as Quantity/Base number\*100

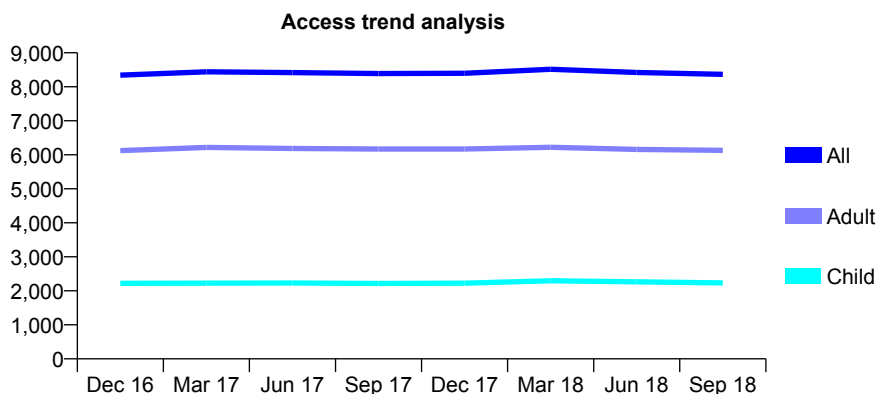
## Q59 - Vital Signs At a Glance Contract Report for 332070/0001 - September 2018

Name or company name	MR S VYAS
Contract type name	GDS Contract
Purpose of contract	General
Contract start date	01/04/2006
Contract end date	

18/19 Contracted general activity (UDA)	19,509
Carry forward general activity (UDA)	-378
18/19 Contracted orthodontic activity (UOA)	0
Carry forward orthodontic activity (UOA)	0
Baseline contract value	£534,893.87

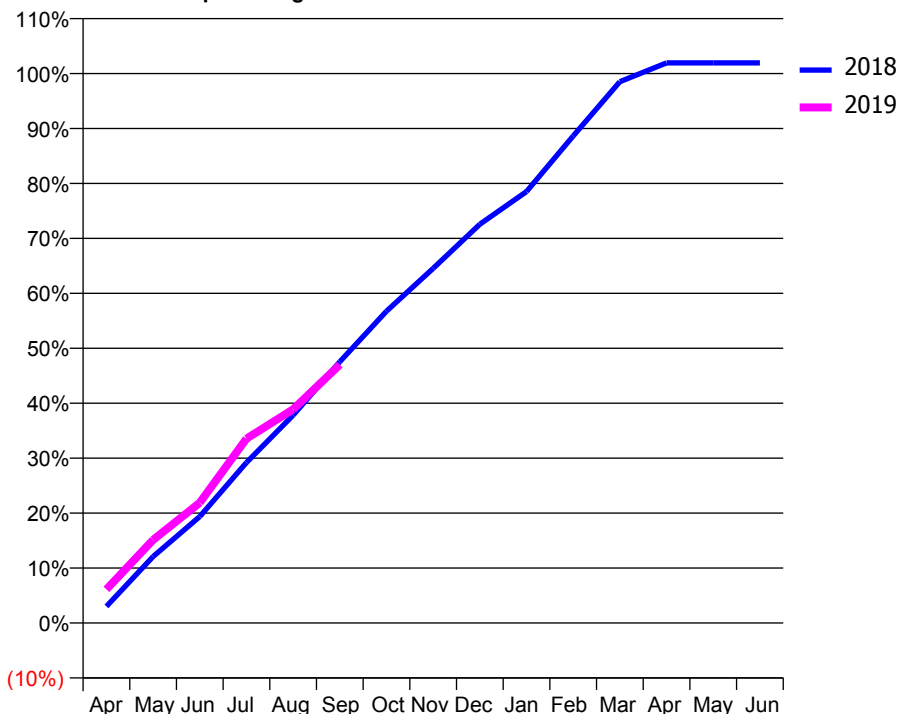
### ACCESS\*

Patients seen in 24 months	Total	Change since previous quarter
Quarter ending September 2017	8,389	
Quarter ending December 2017	8,397	→
Quarter ending March 2018	8,517	→
Quarter ending June 2018	8,423	↓
Quarter ending September 2018	8,365	→
<b>Variance since September 2017</b>	<b>(0.3%)</b>	<b>→</b>



### ACTIVITY

Cumulative percentage of contracted UDA delivered 2018 & 2019



Month	Adjusted Scheduled Activity (UDA)	
	2018	2019
April	588	1,195
May	2,359	2,951
June	3,778	4,271
July	5,696	6,544
August	7,377	7,587
September	9,276	9,170
October	11,073	
November	12,590	
December	14,157	
January	15,319	
February	17,292	
March	19,221	
April	19,887	
May	19,887	
June	19,887	

### QUALITY

	Quantity	Base Number	Contract	AT	Region	England
% of FP17s for the same patient ID Re-attending within 3 months - Children	60	1,706	3.5%	9.4%	11.4%	11.6%
% of FP17s for the same patient ID Re-attending within 3 months - Adults	187	3,151	5.9%	13.8%	15.0%	15.5%
% of FP17s for the same patient ID Re-attending between 3 & 9 months - Children	1,229	1,706	72.0%	61.4%	59.9%	58.8%
% of FP17s for the same patient ID Re-attending between 3 & 9 months - Adults	1,036	3,151	32.9%	52.7%	52.0%	51.1%
% of FP17s for Band 1 Urgent Courses	167	4,517	3.7%	7.6%	8.0%	9.0%
% of FP17s Relating to Free Repair or Replacements	19	4,517	0.4%	0.8%	0.8%	0.8%
% of FP17s Relating to Continuations	25	4,517	0.6%	0.9%	0.9%	0.9%
% of Patients satisfied with the dentistry they have received	6	7	N/A	93.3%	93.5%	93.3%
% of Patients satisfied with the time they had to wait for an appointment	5	7	N/A	86.3%	89.1%	88.9%

\* This is based on patients treated on this contract for their most recent course of treatment. Figures in italics indicate the base number of FP17s or Patient Questionnaire responses are less than 100. N/A is shown where the base number of responses is less than 10 during the period. % is calculated as Quantity/Base number\*100

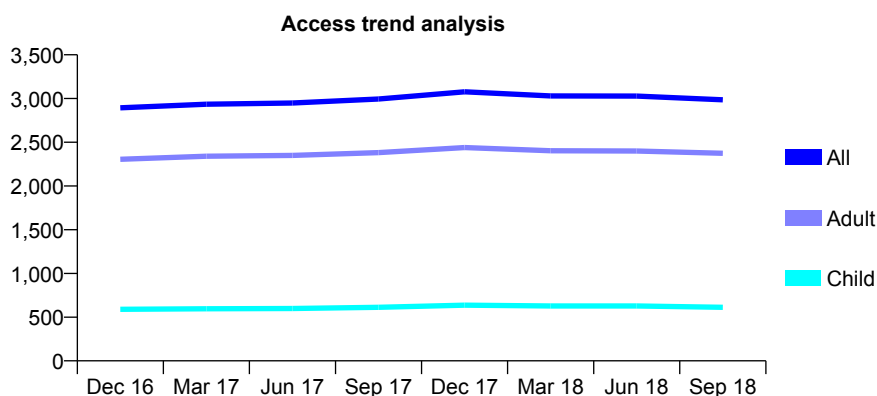
## Q59 - Vital Signs At a Glance Contract Report for 335134/0001 - September 2018

Name or company name	MR PJ PATEL
Contract type name	GDS Contract
Purpose of contract	General
Contract start date	01/04/2006
Contract end date	

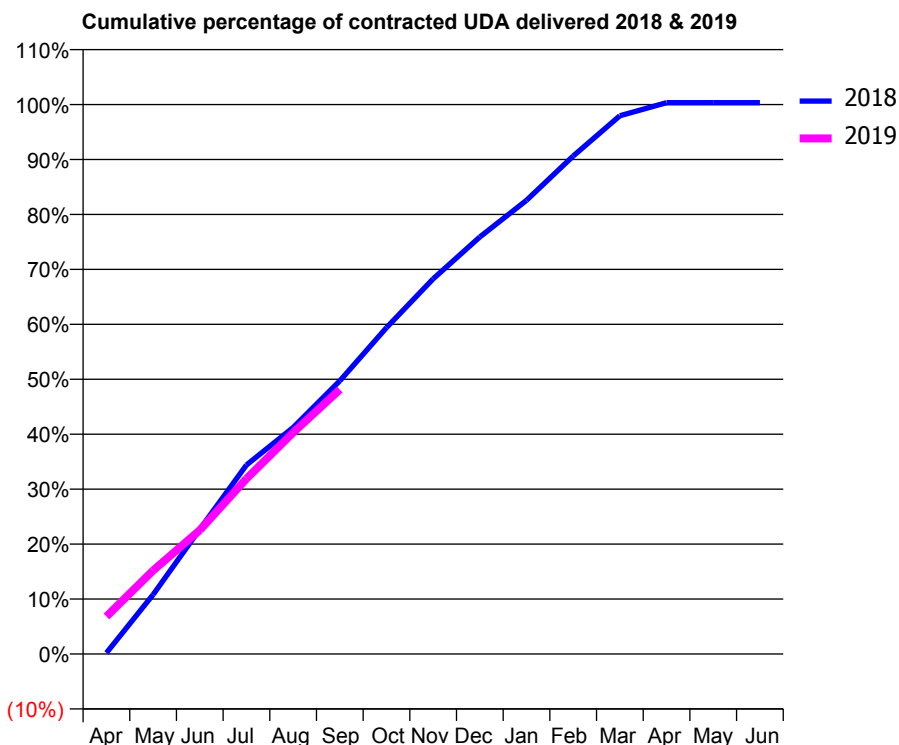
18/19 Contracted general activity (UDA)	11,623
Carry forward general activity (UDA)	-37
18/19 Contracted orthodontic activity (UOA)	0
Carry forward orthodontic activity (UOA)	0
Baseline contract value	£333,654.48

### ACCESS\*

Patients seen in 24 months	Total	Change since previous quarter
Quarter ending September 2017	2,995	
Quarter ending December 2017	3,077	↑
Quarter ending March 2018	3,029	↓
Quarter ending June 2018	3,028	→
Quarter ending September 2018	2,986	↓
<b>Variance since September 2017</b>	<b>(0.3%)</b>	<b>→</b>



### ACTIVITY



Month	Adjusted Scheduled Activity (UDA)	
	2018	2019
April	25	795
May	1,255	1,768
June	2,638	2,620
July	3,999	3,707
August	4,790	4,683
September	5,779	5,594
October	6,903	
November	7,937	
December	8,820	
January	9,598	
February	10,534	
March	11,386	
April	11,661	
May	11,660	
June	11,660	

### QUALITY

	Quantity	Base Number	Contract	AT	Region	England
% of FP17s for the same patient ID Re-attending within 3 months - Children	24	563	4.3%	9.4%	11.4%	11.6%
% of FP17s for the same patient ID Re-attending within 3 months - Adults	183	2,314	7.9%	13.8%	15.0%	15.5%
% of FP17s for the same patient ID Re-attending between 3 & 9 months - Children	454	563	80.6%	61.4%	59.9%	58.8%
% of FP17s for the same patient ID Re-attending between 3 & 9 months - Adults	1,873	2,314	80.9%	52.7%	52.0%	51.1%
% of FP17s for Band 1 Urgent Courses	92	2,721	3.4%	7.6%	8.0%	9.0%
% of FP17s Relating to Free Repair or Replacements	15	2,721	0.6%	0.8%	0.8%	0.8%
% of FP17s Relating to Continuations	15	2,721	0.6%	0.9%	0.9%	0.9%
% of Patients satisfied with the dentistry they have received	4	4	N/A	93.3%	93.5%	93.3%
% of Patients satisfied with the time they had to wait for an appointment	4	4	N/A	86.3%	89.1%	88.9%

\* This is based on patients treated on this contract for their most recent course of treatment. Figures in italics indicate the base number of FP17s or Patient Questionnaire responses are less than 100. N/A is shown where the base number of responses is less than 10 during the period. % is calculated as Quantity/Base number\*100

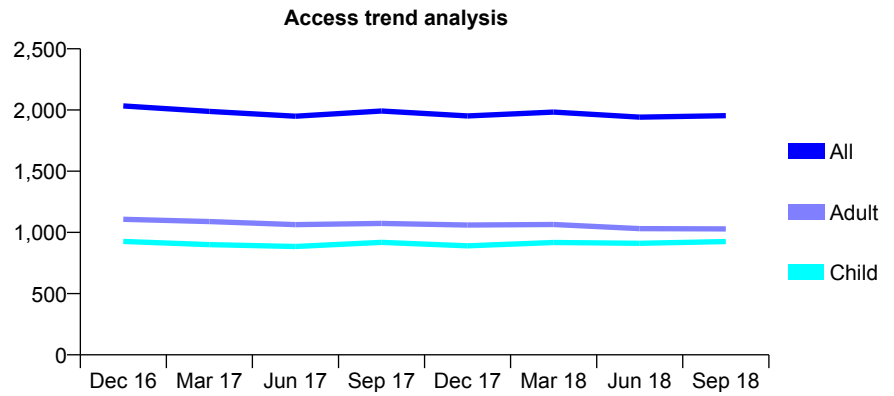
## Q59 - Vital Signs At a Glance Contract Report for 342645/0001 - September 2018

Name or company name	MR AM HATHIARI
Contract type name	GDS Contract
Purpose of contract	General
Contract start date	04/02/2011
Contract end date	

18/19 Contracted general activity (UDA)	4,311
Carry forward general activity (UDA)	0
18/19 Contracted orthodontic activity (UOA)	0
Carry forward orthodontic activity (UOA)	0
Baseline contract value	£96,442.24

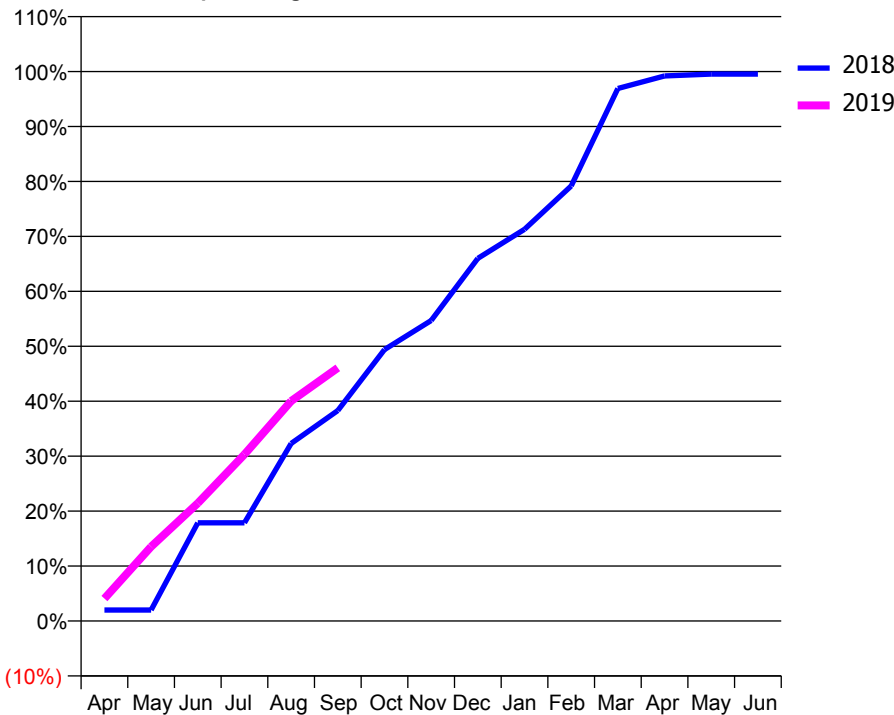
### ACCESS\*

Patients seen in 24 months	Total	Change since previous quarter
Quarter ending September 2017	1,992	
Quarter ending December 2017	1,951	↓
Quarter ending March 2018	1,983	→
Quarter ending June 2018	1,942	↓
Quarter ending September 2018	1,954	→
<b>Variance since September 2017</b>	<b>(1.9%)</b>	<b>↓</b>



### ACTIVITY

Cumulative percentage of contracted UDA delivered 2018 & 2019



Month	Adjusted Scheduled Activity (UDA)	
	2018	2019
April	86	176
May	86	583
June	771	924
July	771	1,308
August	1,393	1,726
September	1,651	1,986
October	2,130	
November	2,358	
December	2,845	
January	3,073	
February	3,413	
March	4,177	
April	4,276	
May	4,290	
June	4,290	

### QUALITY

	Quantity	Base Number	Contract	AT	Region	England
% of FP17s for the same patient ID Re-attending within 3 months - Children	25	515	4.9%	9.4%	11.4%	11.6%
% of FP17s for the same patient ID Re-attending within 3 months - Adults	62	480	12.9%	13.8%	15.0%	15.5%
% of FP17s for the same patient ID Re-attending between 3 & 9 months - Children	210	515	40.8%	61.4%	59.9%	58.8%
% of FP17s for the same patient ID Re-attending between 3 & 9 months - Adults	158	480	32.9%	52.7%	52.0%	51.1%
% of FP17s for Band 1 Urgent Courses	36	927	3.9%	7.6%	8.0%	9.0%
% of FP17s Relating to Free Repair or Replacements	0	927	0.0%	0.8%	0.8%	0.8%
% of FP17s Relating to Continuations	0	927	0.0%	0.9%	0.9%	0.9%
% of Patients satisfied with the dentistry they have received	2	2	N/A	93.3%	93.5%	93.3%
% of Patients satisfied with the time they had to wait for an appointment	2	2	N/A	86.3%	89.1%	88.9%

\* This is based on patients treated on this contract for their most recent course of treatment. Figures in italics indicate the base number of FP17s or Patient Questionnaire responses are less than 100. N/A is shown where the base number of responses is less than 10 during the period. % is calculated as Quantity/Base number\*100

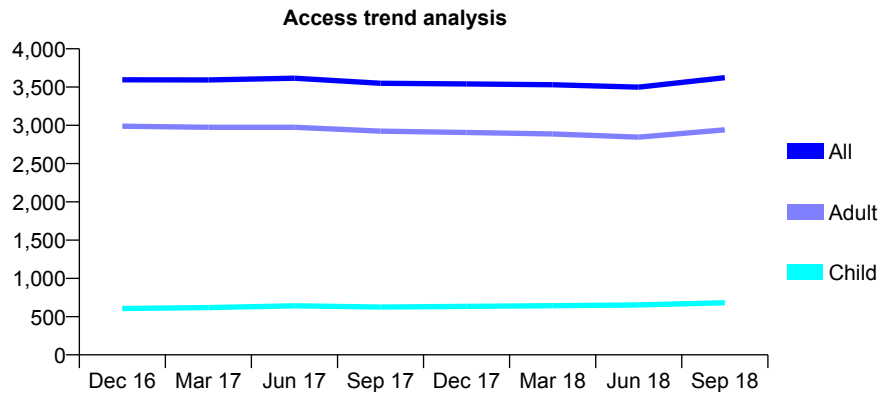
## Q59 - Vital Signs At a Glance Contract Report for 363669/0003 - September 2018

Name or company name	MR TG OYEDELE
Contract type name	GDS Contract
Purpose of contract	General
Contract start date	01/02/2012
Contract end date	

18/19 Contracted general activity (UDA)	11,888
Carry forward general activity (UDA)	167
18/19 Contracted orthodontic activity (UOA)	0
Carry forward orthodontic activity (UOA)	0
Baseline contract value	£266,196.31

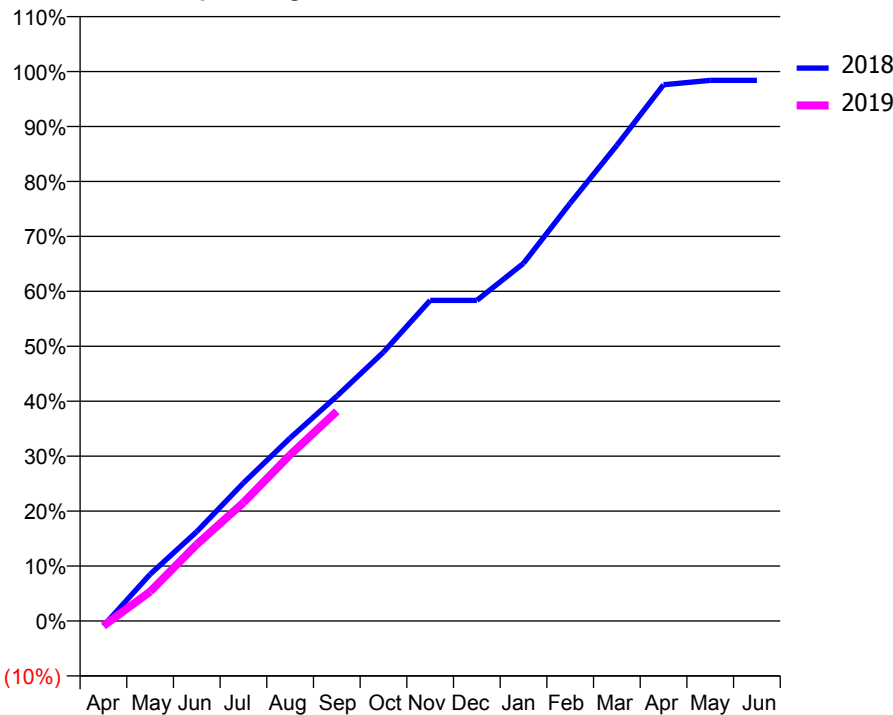
### ACCESS\*

Patients seen in 24 months	Total	Change since previous quarter
Quarter ending September 2017	3,549	
Quarter ending December 2017	3,540	→
Quarter ending March 2018	3,530	→
Quarter ending June 2018	3,499	→
Quarter ending September 2018	3,622	↑
<b>Variance since September 2017</b>	<b>2.1%</b>	<b>↑</b>



### ACTIVITY

Cumulative percentage of contracted UDA delivered 2018 & 2019



Adjusted Scheduled Activity (UDA)		
Month	2018	2019
April	-95	-108
May	884	635
June	1,690	1,656
July	2,611	2,564
August	3,460	3,595
September	4,253	4,536
October	5,082	
November	6,061	
December	6,061	
January	6,761	
February	7,899	
March	8,994	
April	10,137	
May	10,221	
June	10,221	

### QUALITY

	Quantity	Base Number	Contract	AT	Region	England
% of FP17s for the same patient ID Re-attending within 3 months - Children	24	529	4.5%	9.4%	11.4%	11.6%
% of FP17s for the same patient ID Re-attending within 3 months - Adults	143	2,266	6.3%	13.8%	15.0%	15.5%
% of FP17s for the same patient ID Re-attending between 3 & 9 months - Children	283	529	53.5%	61.4%	59.9%	58.8%
% of FP17s for the same patient ID Re-attending between 3 & 9 months - Adults	1,481	2,266	65.4%	52.7%	52.0%	51.1%
% of FP17s for Band 1 Urgent Courses	108	2,322	4.7%	7.6%	8.0%	9.0%
% of FP17s Relating to Free Repair or Replacements	9	2,322	0.4%	0.8%	0.8%	0.8%
% of FP17s Relating to Continuations	10	2,322	0.4%	0.9%	0.9%	0.9%
% of Patients satisfied with the dentistry they have received	2	2	N/A	93.3%	93.5%	93.3%
% of Patients satisfied with the time they had to wait for an appointment	2	2	N/A	86.3%	89.1%	88.9%

\* This is based on patients treated on this contract for their most recent course of treatment. Figures in italics indicate the base number of FP17s or Patient Questionnaire responses are less than 100. N/A is shown where the base number of responses is less than 10 during the period. % is calculated as Quantity/Base number\*100



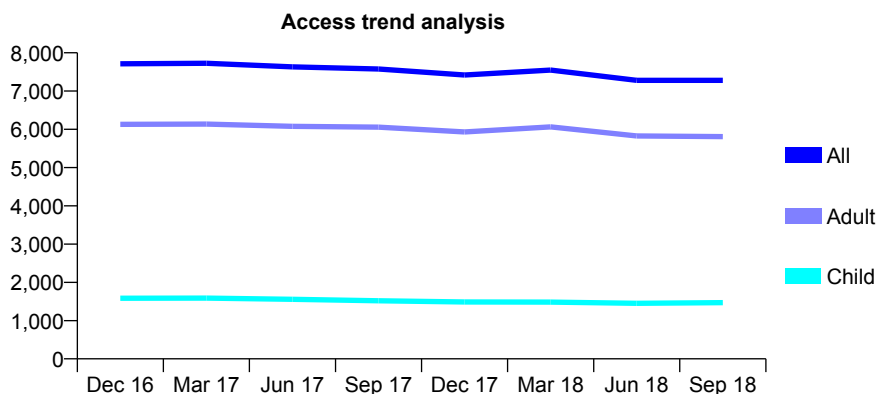
## Q59 - Vital Signs At a Glance Contract Report for 363669/0004 - September 2018

Name or company name	Mr R Khan
Contract type name	GDS Contract
Purpose of contract	General
Contract start date	01/04/2013
Contract end date	

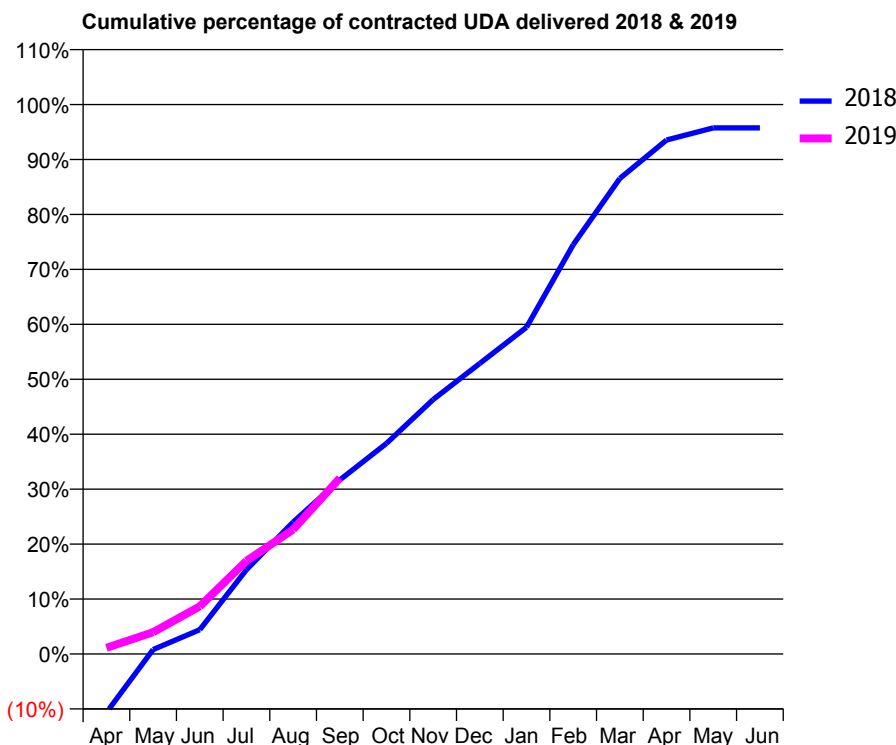
18/19 Contracted general activity (UDA)	24,000
Carry forward general activity (UDA)	0
18/19 Contracted orthodontic activity (UOA)	0
Carry forward orthodontic activity (UOA)	0
Baseline contract value	£645,010.29

### ACCESS\*

Patients seen in 24 months	Total	Change since previous quarter
Quarter ending September 2017	7,576	
Quarter ending December 2017	7,419	↓
Quarter ending March 2018	7,548	→
Quarter ending June 2018	7,280	↓
Quarter ending September 2018	7,280	→
<b>Variance since September 2017</b>	<b>(3.9%)</b>	<b>↓</b>



### ACTIVITY



Month	Adjusted Scheduled Activity (UDA)	
	2018	2019
April	-2,311	269
May	177	953
June	959	2,083
July	3,325	4,067
August	5,201	5,436
September	6,859	7,687
October	8,300	
November	10,027	
December	11,449	
January	12,875	
February	16,127	
March	18,739	
April	20,251	
May	20,730	
June	20,730	

### QUALITY

	Quantity	Base Number	Contract	AT	Region	England
% of FP17s for the same patient ID Re-attending within 3 months - Children	73	826	8.8%	9.4%	11.4%	11.6%
% of FP17s for the same patient ID Re-attending within 3 months - Adults	461	3,014	15.3%	13.8%	15.0%	15.5%
% of FP17s for the same patient ID Re-attending between 3 & 9 months - Children	330	826	40.0%	61.4%	59.9%	58.8%
% of FP17s for the same patient ID Re-attending between 3 & 9 months - Adults	1,057	3,014	35.1%	52.7%	52.0%	51.1%
% of FP17s for Band 1 Urgent Courses	860	3,132	27.5%	7.6%	8.0%	9.0%
% of FP17s Relating to Free Repair or Replacements	1	3,132	0.0%	0.8%	0.8%	0.8%
% of FP17s Relating to Continuations	20	3,132	0.6%	0.9%	0.9%	0.9%
% of Patients satisfied with the dentistry they have received	15	17	88.2%	93.3%	93.5%	93.3%
% of Patients satisfied with the time they had to wait for an appointment	12	17	70.6%	86.3%	89.1%	88.9%

\* This is based on patients treated on this contract for their most recent course of treatment. Figures in italics indicate the base number of FP17s or Patient Questionnaire responses are less than 100. N/A is shown where the base number of responses is less than 10 during the period. % is calculated as Quantity/Base number\*100

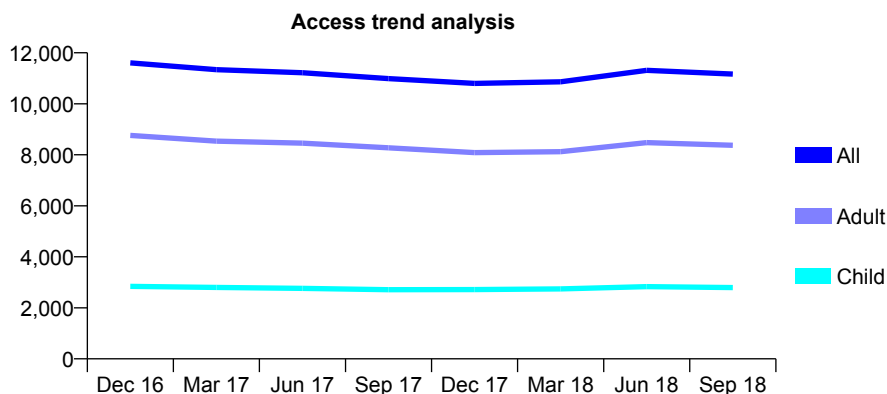
## Q59 - Vital Signs At a Glance Contract Report for 366358/0001 - September 2018

Name or company name	MR A BHATT
Contract type name	GDS Contract
Purpose of contract	General
Contract start date	01/10/2010
Contract end date	

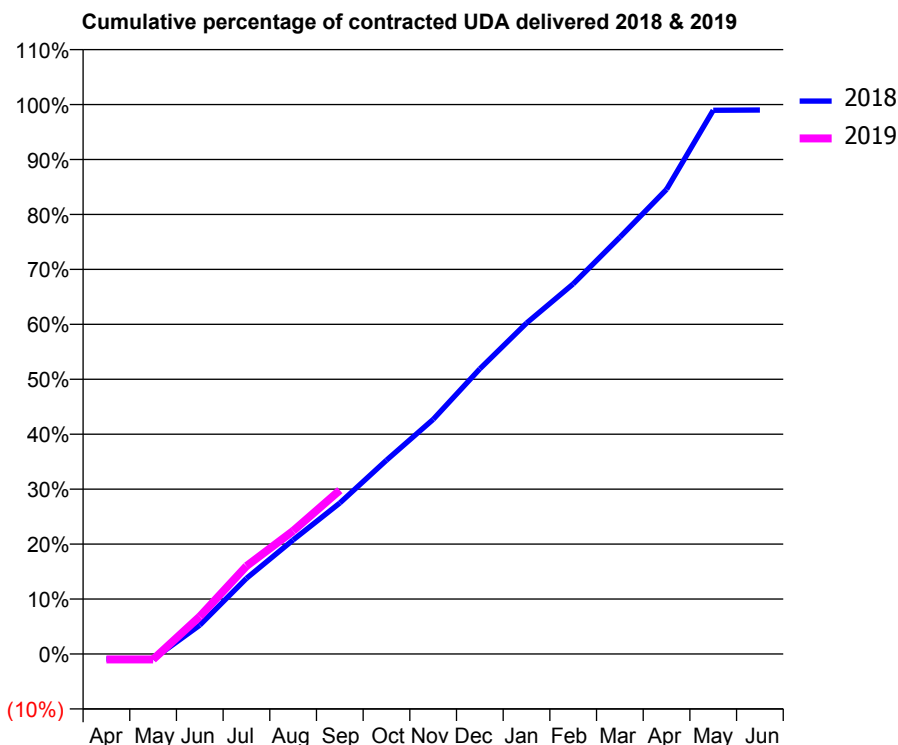
18/19 Contracted general activity (UDA)	24,900
Carry forward general activity (UDA)	250
18/19 Contracted orthodontic activity (UOA)	0
Carry forward orthodontic activity (UOA)	0
Baseline contract value	£536,453.57

### ACCESS\*

Patients seen in 24 months	Total	Change since previous quarter
Quarter ending September 2017	10,987	
Quarter ending December 2017	10,799	↓
Quarter ending March 2018	10,864	→
Quarter ending June 2018	11,312	↑
Quarter ending September 2018	11,168	↓
<b>Variance since September 2017</b>	<b>1.6%</b>	<b>→</b>



### ACTIVITY



Adjusted Scheduled Activity (UDA)		
Month	2018	2019
April	-234	-250
May	-233	-250
June	1,310	1,700
July	3,427	3,985
August	5,171	5,580
September	6,843	7,426
October	8,783	
November	10,632	
December	12,924	
January	14,992	
February	16,771	
March	18,889	
April	21,057	
May	24,637	
June	24,650	

### QUALITY

	Quantity	Base Number	Contract	AT	Region	England
% of FP17s for the same patient ID Re-attending within 3 months - Children	103	2,162	4.8%	9.4%	11.4%	11.6%
% of FP17s for the same patient ID Re-attending within 3 months - Adults	531	6,146	8.6%	13.8%	15.0%	15.5%
% of FP17s for the same patient ID Re-attending between 3 & 9 months - Children	1,363	2,162	63.0%	61.4%	59.9%	58.8%
% of FP17s for the same patient ID Re-attending between 3 & 9 months - Adults	3,613	6,146	58.8%	52.7%	52.0%	51.1%
% of FP17s for Band 1 Urgent Courses	207	4,645	4.5%	7.6%	8.0%	9.0%
% of FP17s Relating to Free Repair or Replacements	38	4,645	0.8%	0.8%	0.8%	0.8%
% of FP17s Relating to Continuations	37	4,645	0.8%	0.9%	0.9%	0.9%
% of Patients satisfied with the dentistry they have received	6	6	N/A	93.3%	93.5%	93.3%
% of Patients satisfied with the time they had to wait for an appointment	6	6	N/A	86.3%	89.1%	88.9%

\* This is based on patients treated on this contract for their most recent course of treatment. Figures in italics indicate the base number of FP17s or Patient Questionnaire responses are less than 100. N/A is shown where the base number of responses is less than 10 during the period. % is calculated as Quantity/Base number\*100

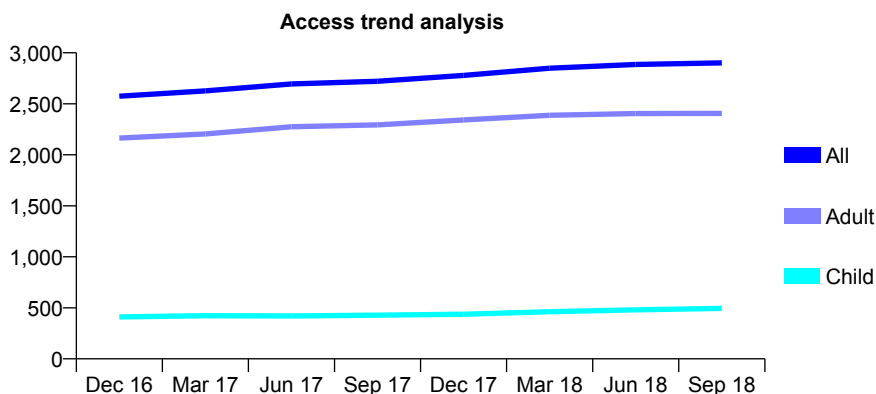
## Q59 - Vital Signs At a Glance Contract Report for 367109/0004 - September 2018

Name or company name	MR R CARLISLE-GOTT
Contract type name	GDS Contract
Purpose of contract	General
Contract start date	05/06/2013
Contract end date	

18/19 Contracted general activity (UDA)	8,828
Carry forward general activity (UDA)	0
18/19 Contracted orthodontic activity (UOA)	0
Carry forward orthodontic activity (UOA)	0
Baseline contract value	£196,818.83

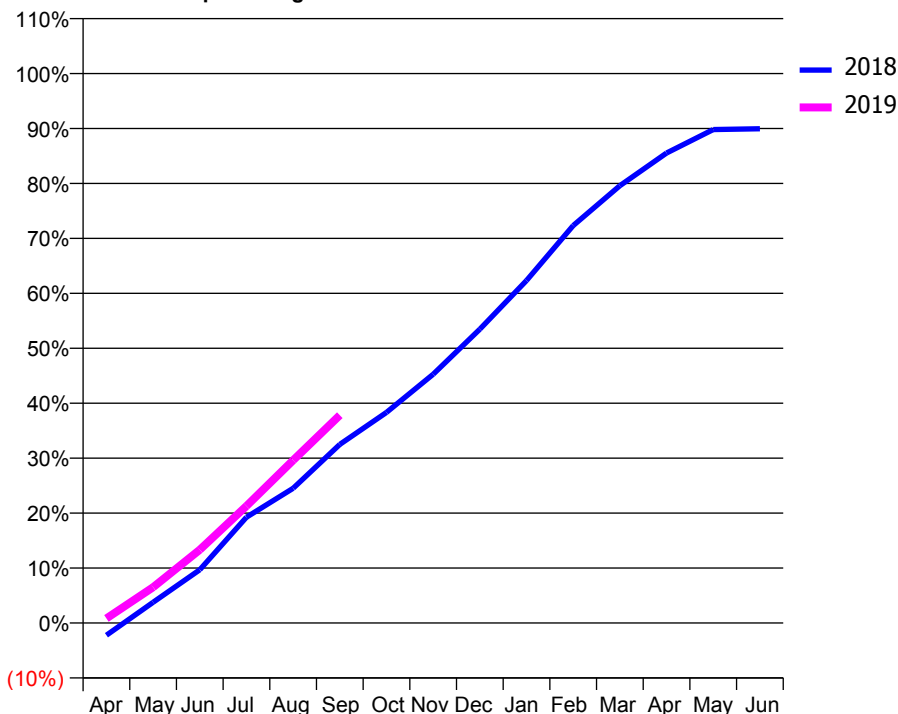
### ACCESS\*

Patients seen in 24 months	Total	Change since previous quarter
Quarter ending September 2017	2,721	
Quarter ending December 2017	2,779	↑
Quarter ending March 2018	2,849	↑
Quarter ending June 2018	2,886	→
Quarter ending September 2018	2,901	→
<b>Variance since September 2017</b>	<b>6.6%</b>	<b>↑</b>



### ACTIVITY

Cumulative percentage of contracted UDA delivered 2018 & 2019



Adjusted Scheduled Activity (UDA)

Month	2018	2019
April	-199	73
May	333	575
June	856	1,178
July	1,701	1,880
August	2,166	2,614
September	2,870	3,339
October	3,383	
November	3,996	
December	4,720	
January	5,503	
February	6,385	
March	7,025	
April	7,551	
May	7,928	
June	7,940	

### QUALITY

	Quantity	Base Number	Contract	AT	Region	England
% of FP17s for the same patient ID Re-attending within 3 months - Children	11	320	3.4%	9.4%	11.4%	11.6%
% of FP17s for the same patient ID Re-attending within 3 months - Adults	225	1,505	15.0%	13.8%	15.0%	15.5%
% of FP17s for the same patient ID Re-attending between 3 & 9 months - Children	140	320	43.8%	61.4%	59.9%	58.8%
% of FP17s for the same patient ID Re-attending between 3 & 9 months - Adults	666	1,505	44.3%	52.7%	52.0%	51.1%
% of FP17s for Band 1 Urgent Courses	49	1,451	3.4%	7.6%	8.0%	9.0%
% of FP17s Relating to Free Repair or Replacements	30	1,451	2.1%	0.8%	0.8%	0.8%
% of FP17s Relating to Continuations	27	1,451	1.9%	0.9%	0.9%	0.9%
% of Patients satisfied with the dentistry they have received	5	5	N/A	93.3%	93.5%	93.3%
% of Patients satisfied with the time they had to wait for an appointment	5	5	N/A	86.3%	89.1%	88.9%

\* This is based on patients treated on this contract for their most recent course of treatment. Figures in italics indicate the base number of FP17s or Patient Questionnaire responses are less than 100. N/A is shown where the base number of responses is less than 10 during the period. % is calculated as Quantity/Base number\*100

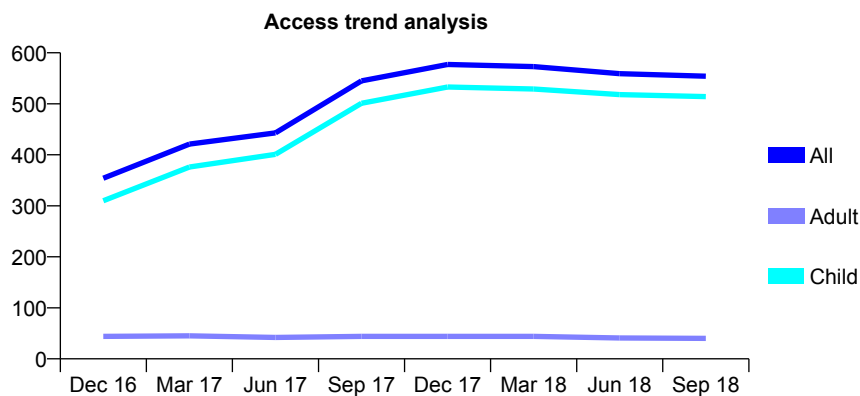
## Q59 - Vital Signs At a Glance Contract Report for 563838/0002 - September 2018

Name or company name	Mr P R Mapanda & Ms T J Ramsavas
Contract type name	GDS Contract
Purpose of contract	General
Contract start date	06/02/2012
Contract end date	30/09/2018

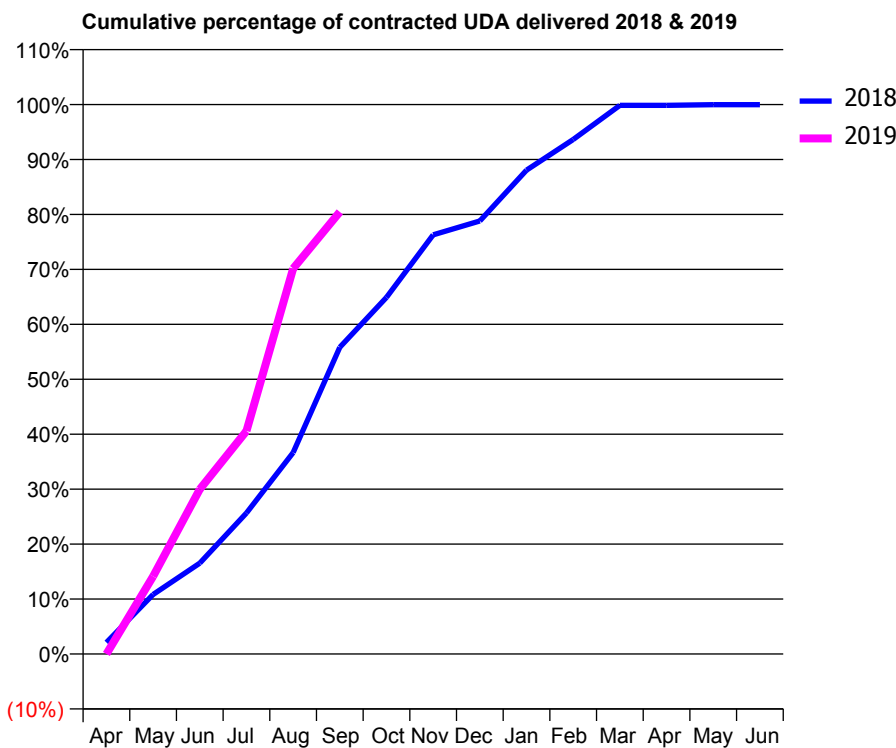
18/19 Contracted general activity (UDA)	475
Carry forward general activity (UDA)	0
18/19 Contracted orthodontic activity (UOA)	0
Carry forward orthodontic activity (UOA)	0
Baseline contract value	£10,933.48

### ACCESS\*

Patients seen in 24 months	Total	Change since previous quarter
Quarter ending September 2017	545	
Quarter ending December 2017	577	↑
Quarter ending March 2018	573	→
Quarter ending June 2018	559	↓
Quarter ending September 2018	554	→
<b>Variance since September 2017</b>	<b>1.7%</b>	<b>→</b>



### ACTIVITY



Month	Adjusted Scheduled Activity (UDA)	
	2018	2019
April	20	0
May	103	67
June	157	142
July	244	193
August	348	333
September	530	382
October	617	
November	725	
December	749	
January	836	
February	890	
March	949	
April	949	
May	950	
June	950	

### QUALITY

	Quantity	Base Number	Contract	AT	Region	England
% of FP17s for the same patient ID Re-attending within 3 months - Children	10	249	4.0%	9.4%	11.4%	11.6%
% of FP17s for the same patient ID Re-attending within 3 months - Adults	0	6	0.0%	13.8%	15.0%	15.5%
% of FP17s for the same patient ID Re-attending between 3 & 9 months - Children	118	249	47.4%	61.4%	59.9%	58.8%
% of FP17s for the same patient ID Re-attending between 3 & 9 months - Adults	2	6	33.3%	52.7%	52.0%	51.1%
% of FP17s for Band 1 Urgent Courses	6	251	2.4%	7.6%	8.0%	9.0%
% of FP17s Relating to Free Repair or Replacements	0	251	0.0%	0.8%	0.8%	0.8%
% of FP17s Relating to Continuations	1	251	0.4%	0.9%	0.9%	0.9%
% of Patients satisfied with the dentistry they have received	0	0	N/A	93.3%	93.5%	93.3%
% of Patients satisfied with the time they had to wait for an appointment	0	0	N/A	86.3%	89.1%	88.9%

\* This is based on patients treated on this contract for their most recent course of treatment. Figures in italics indicate the base number of FP17s or Patient Questionnaire responses are less than 100. N/A is shown where the base number of responses is less than 10 during the period. % is calculated as Quantity/Base number\*100

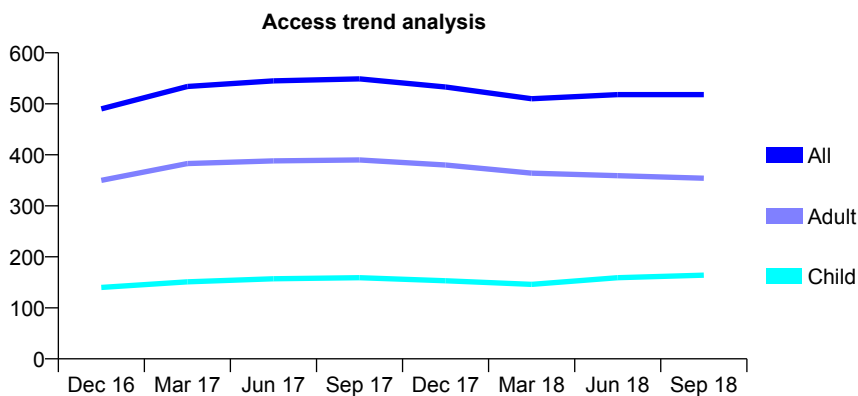
## Q59 - Vital Signs At a Glance Contract Report for 566039/0004 - September 2018

Name or company name	MS AR LOCKYER
Contract type name	GDS Contract
Purpose of contract	General
Contract start date	01/04/2006
Contract end date	

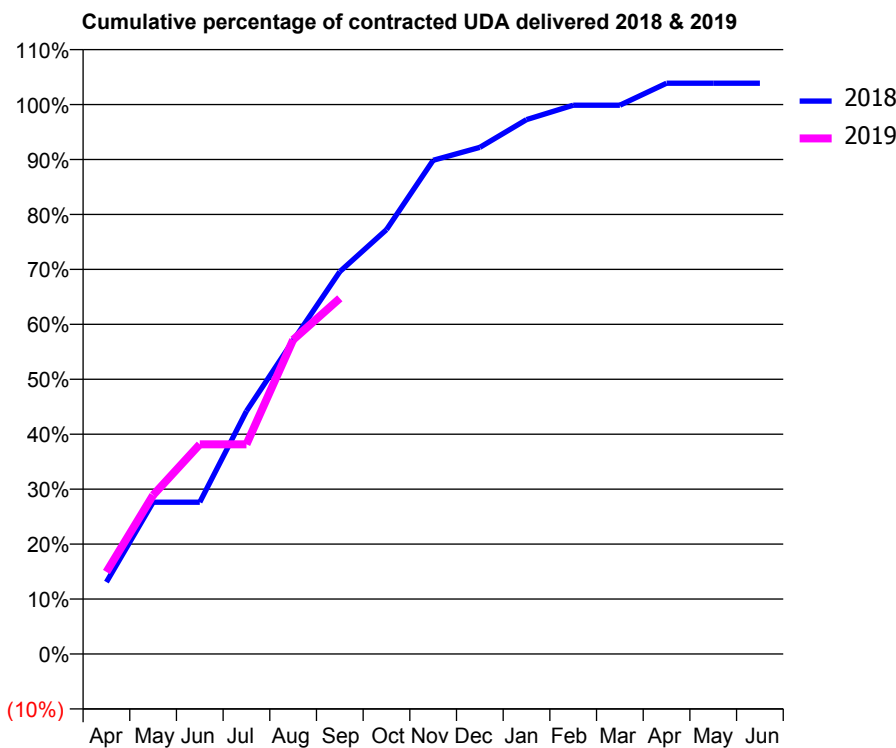
18/19 Contracted general activity (UDA)	1,076
Carry forward general activity (UDA)	-22
18/19 Contracted orthodontic activity (UOA)	0
Carry forward orthodontic activity (UOA)	0
Baseline contract value	£26,330.02

### ACCESS\*

Patients seen in 24 months	Total	Change since previous quarter
Quarter ending September 2017	549	
Quarter ending December 2017	533	↓
Quarter ending March 2018	510	↓
Quarter ending June 2018	518	→
Quarter ending September 2018	518	→
<b>Variance since September 2017</b>	<b>(5.6%)</b>	<b>↓</b>



### ACTIVITY



Month	Adjusted Scheduled Activity (UDA)	
	2018	2019
April	141	161
May	297	311
June	297	411
July	476	411
August	614	615
September	749	696
October	831	
November	967	
December	992	
January	1,046	
February	1,075	
March	1,075	
April	1,118	
May	1,118	
June	1,118	

### QUALITY

	Quantity	Base Number	Contract	AT	Region	England
% of FP17s for the same patient ID Re-attending within 3 months - Children	4	108	3.7%	9.4%	11.4%	11.6%
% of FP17s for the same patient ID Re-attending within 3 months - Adults	32	201	15.9%	13.8%	15.0%	15.5%
% of FP17s for the same patient ID Re-attending between 3 & 9 months - Children	14	108	13.0%	61.4%	59.9%	58.8%
% of FP17s for the same patient ID Re-attending between 3 & 9 months - Adults	34	201	16.9%	52.7%	52.0%	51.1%
% of FP17s for Band 1 Urgent Courses	17	300	5.7%	7.6%	8.0%	9.0%
% of FP17s Relating to Free Repair or Replacements	0	300	0.0%	0.8%	0.8%	0.8%
% of FP17s Relating to Continuations	4	300	1.3%	0.9%	0.9%	0.9%
% of Patients satisfied with the dentistry they have received	0	0	N/A	93.3%	93.5%	93.3%
% of Patients satisfied with the time they had to wait for an appointment	0	0	N/A	86.3%	89.1%	88.9%

\* This is based on patients treated on this contract for their most recent course of treatment. Figures in italics indicate the base number of FP17s or Patient Questionnaire responses are less than 100. N/A is shown where the base number of responses is less than 10 during the period. % is calculated as Quantity/Base number\*100

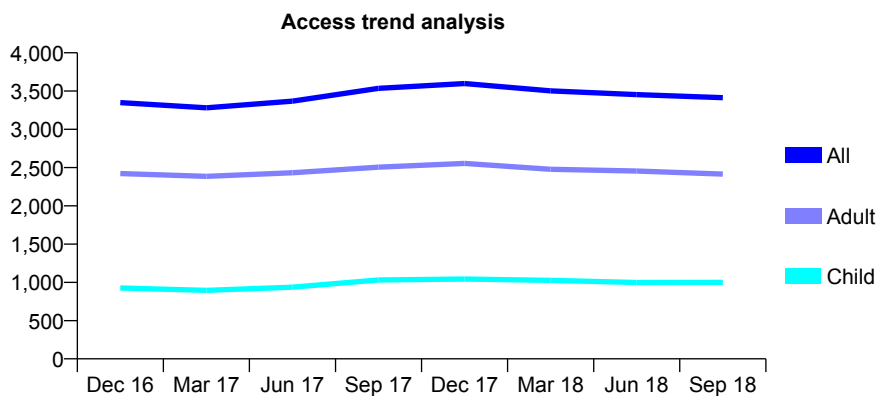
## Q59 - Vital Signs At a Glance Contract Report for 570230/0002 - September 2018

Name or company name	MR RM ALLEN
Contract type name	GDS Contract
Purpose of contract	General and Orthodontic
Contract start date	01/04/2006
Contract end date	

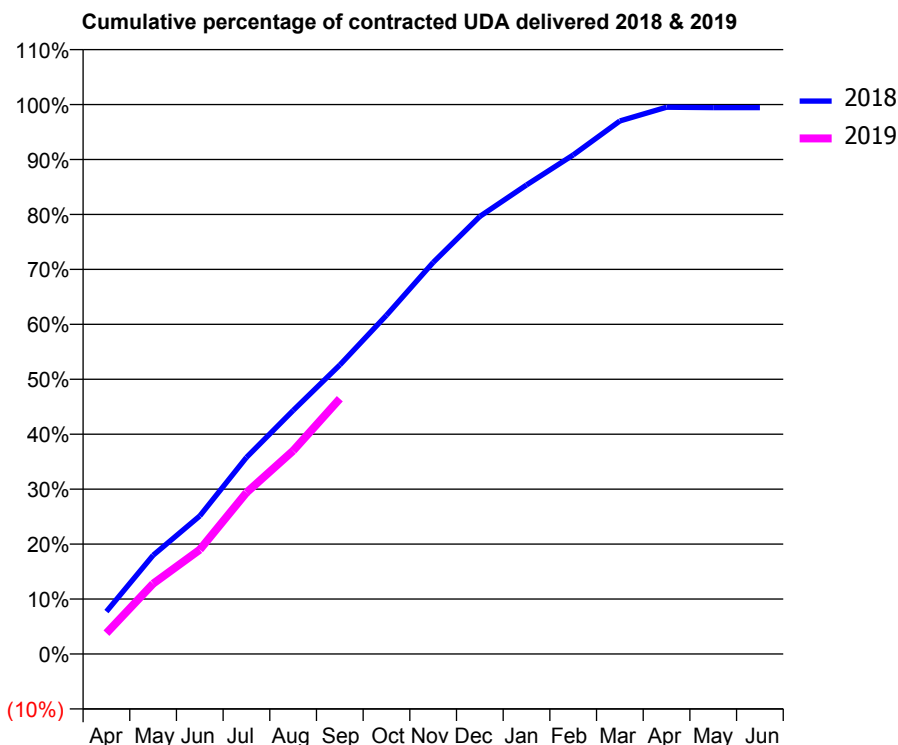
18/19 Contracted general activity (UDA)	9,599
Carry forward general activity (UDA)	50
18/19 Contracted orthodontic activity (UOA)	380
Carry forward orthodontic activity (UOA)	2
Baseline contract value	£276,165.46

### ACCESS\*

Patients seen in 24 months	Total	Change since previous quarter
Quarter ending September 2017	3,536	
Quarter ending December 2017	3,599	→
Quarter ending March 2018	3,503	↓
Quarter ending June 2018	3,453	↓
Quarter ending September 2018	3,414	↓
<b>Variance since September 2017</b>	<b>(3.5%)</b>	<b>↓</b>



### ACTIVITY



Month	Adjusted Scheduled Activity (UDA)	
	2018	2019
April	741	365
May	1,724	1,228
June	2,413	1,823
July	3,434	2,820
August	4,255	3,551
September	5,048	4,459
October	5,918	
November	6,841	
December	7,644	
January	8,194	
February	8,717	
March	9,311	
April	9,552	
May	9,545	
June	9,545	

### QUALITY

	Quantity	Base Number	Contract	AT	Region	England
% of FP17s for the same patient ID Re-attending within 3 months - Children	144	912	15.8%	9.4%	11.4%	11.6%
% of FP17s for the same patient ID Re-attending within 3 months - Adults	197	1,612	12.2%	13.8%	15.0%	15.5%
% of FP17s for the same patient ID Re-attending between 3 & 9 months - Children	591	912	64.8%	61.4%	59.9%	58.8%
% of FP17s for the same patient ID Re-attending between 3 & 9 months - Adults	750	1,612	46.5%	52.7%	52.0%	51.1%
% of FP17s for Band 1 Urgent Courses	231	2,402	9.6%	7.6%	8.0%	9.0%
% of FP17s Relating to Free Repair or Replacements	32	2,402	1.3%	0.8%	0.8%	0.8%
% of FP17s Relating to Continuations	0	2,402	0.0%	0.9%	0.9%	0.9%
% of Patients satisfied with the dentistry they have received	2	2	N/A	93.3%	93.5%	93.3%
% of Patients satisfied with the time they had to wait for an appointment	2	2	N/A	86.3%	89.1%	88.9%

\* This is based on patients treated on this contract for their most recent course of treatment. Figures in italics indicate the base number of FP17s or Patient Questionnaire responses are less than 100. N/A is shown where the base number of responses is less than 10 during the period. % is calculated as Quantity/Base number\*100

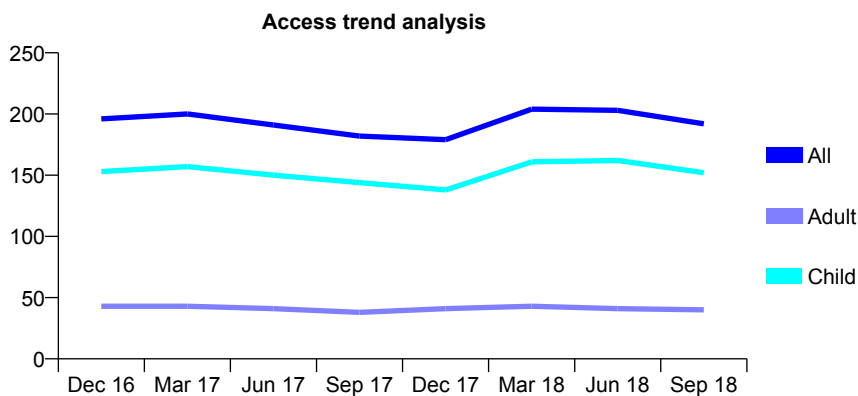
## Q59 - Vital Signs At a Glance Contract Report for 572845/0001 - September 2018

Name or company name	MR PH WILLIAMS
Contract type name	GDS Contract
Purpose of contract	General
Contract start date	01/04/2006
Contract end date	

18/19 Contracted general activity (UDA)	386
Carry forward general activity (UDA)	-7
18/19 Contracted orthodontic activity (UOA)	0
Carry forward orthodontic activity (UOA)	0
Baseline contract value	£10,458.03

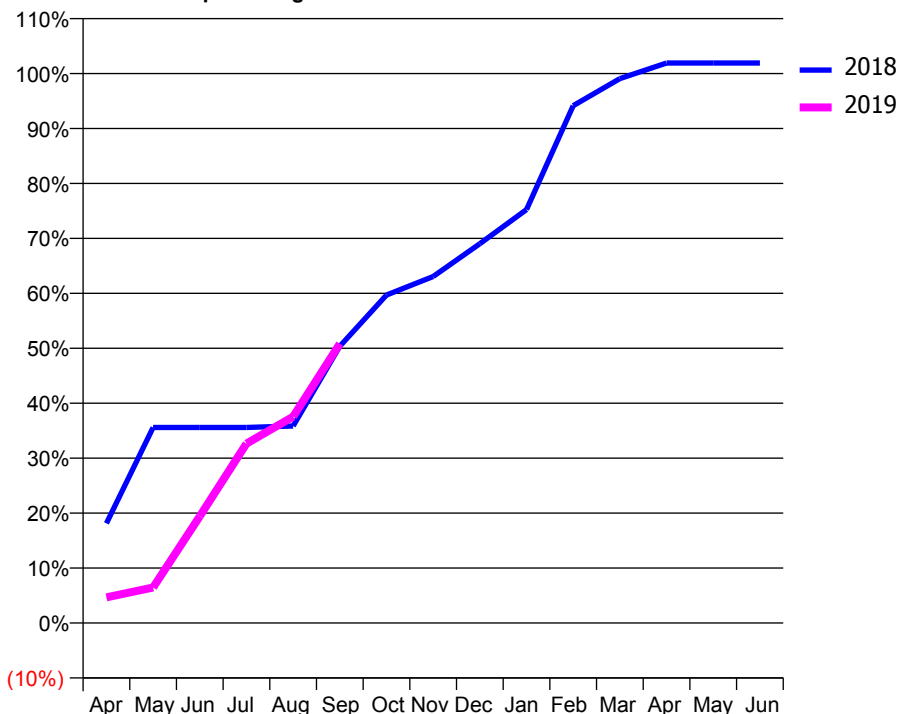
### ACCESS\*

Patients seen in 24 months	Total	Change since previous quarter
Quarter ending September 2017	182	
Quarter ending December 2017	179	↓
Quarter ending March 2018	204	↑
Quarter ending June 2018	203	→
Quarter ending September 2018	192	↓
<b>Variance since September 2017</b>	<b>5.5%</b>	<b>↑</b>



### ACTIVITY

Cumulative percentage of contracted UDA delivered 2018 & 2019



Month	Adjusted Scheduled Activity (UDA)	
	2018	2019
April	70	18
May	137	25
June	137	75
July	137	126
August	138	145
September	194	196
October	230	
November	243	
December	266	
January	290	
February	363	
March	382	
April	393	
May	393	
June	393	

### QUALITY

	Quantity	Base Number	Contract	AT	Region	England
% of FP17s for the same patient ID Re-attending within 3 months - Children	5	131	3.8%	9.4%	11.4%	11.6%
% of FP17s for the same patient ID Re-attending within 3 months - Adults	6	23	26.1%	13.8%	15.0%	15.5%
% of FP17s for the same patient ID Re-attending between 3 & 9 months - Children	74	131	56.5%	61.4%	59.9%	58.8%
% of FP17s for the same patient ID Re-attending between 3 & 9 months - Adults	12	23	52.2%	52.7%	52.0%	51.1%
% of FP17s for Band 1 Urgent Courses	1	145	0.7%	7.6%	8.0%	9.0%
% of FP17s Relating to Free Repair or Replacements	0	145	0.0%	0.8%	0.8%	0.8%
% of FP17s Relating to Continuations	5	145	3.4%	0.9%	0.9%	0.9%
% of Patients satisfied with the dentistry they have received	0	0	N/A	93.3%	93.5%	93.3%
% of Patients satisfied with the time they had to wait for an appointment	0	0	N/A	86.3%	89.1%	88.9%

\* This is based on patients treated on this contract for their most recent course of treatment. Figures in italics indicate the base number of FP17s or Patient Questionnaire responses are less than 100. N/A is shown where the base number of responses is less than 10 during the period. % is calculated as Quantity/Base number\*100

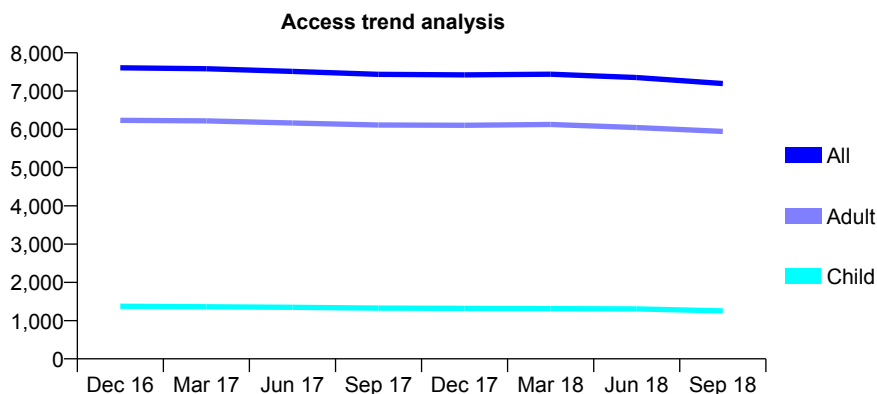
## Q59 - Vital Signs At a Glance Contract Report for 573477/0001 - September 2018

Name or company name	MR TW POWELL
Contract type name	GDS Contract
Purpose of contract	General and Orthodontic
Contract start date	01/04/2006
Contract end date	

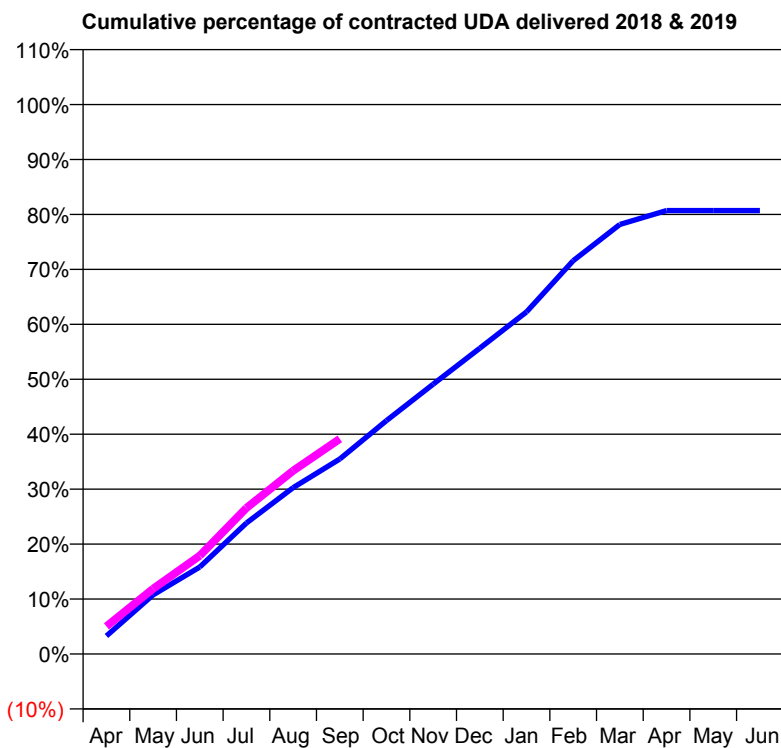
18/19 Contracted general activity (UDA)	20,000
Carry forward general activity (UDA)	0
18/19 Contracted orthodontic activity (UOA)	210
Carry forward orthodontic activity (UOA)	0
Baseline contract value	£505,110.93

### ACCESS\*

Patients seen in 24 months	Total	Change since previous quarter
Quarter ending September 2017	7,438	
Quarter ending December 2017	7,423	→
Quarter ending March 2018	7,440	→
Quarter ending June 2018	7,354	↓
Quarter ending September 2018	7,197	↓
<b>Variance since September 2017</b>	<b>(3.2%)</b>	<b>↓</b>



### ACTIVITY



Adjusted Scheduled Activity (UDA)		
Month	2018	2019
April	789	1,005
May	2,577	2,377
June	3,785	3,582
July	5,705	5,319
August	7,243	6,673
September	8,492	7,830
October	10,163	
November	11,745	
December	13,313	
January	14,893	
February	17,122	
March	18,704	
April	19,305	
May	19,308	
June	19,308	

### QUALITY

	Quantity	Base Number	Contract	AT	Region	England
% of FP17s for the same patient ID Re-attending within 3 months - Children	54	795	6.8%	9.4%	11.4%	11.6%
% of FP17s for the same patient ID Re-attending within 3 months - Adults	833	3,423	24.3%	13.8%	15.0%	15.5%
% of FP17s for the same patient ID Re-attending between 3 & 9 months - Children	412	795	51.8%	61.4%	59.9%	58.8%
% of FP17s for the same patient ID Re-attending between 3 & 9 months - Adults	873	3,423	25.5%	52.7%	52.0%	51.1%
% of FP17s for Band 1 Urgent Courses	451	3,917	11.5%	7.6%	8.0%	9.0%
% of FP17s Relating to Free Repair or Replacements	172	3,917	4.4%	0.8%	0.8%	0.8%
% of FP17s Relating to Continuations	151	3,917	3.9%	0.9%	0.9%	0.9%
% of Patients satisfied with the dentistry they have received	9	9	N/A	93.3%	93.5%	93.3%
% of Patients satisfied with the time they had to wait for an appointment	8	9	N/A	86.3%	89.1%	88.9%

\* This is based on patients treated on this contract for their most recent course of treatment. Figures in italics indicate the base number of FP17s or Patient Questionnaire responses are less than 100. N/A is shown where the base number of responses is less than 10 during the period. % is calculated as Quantity/Base number\*100



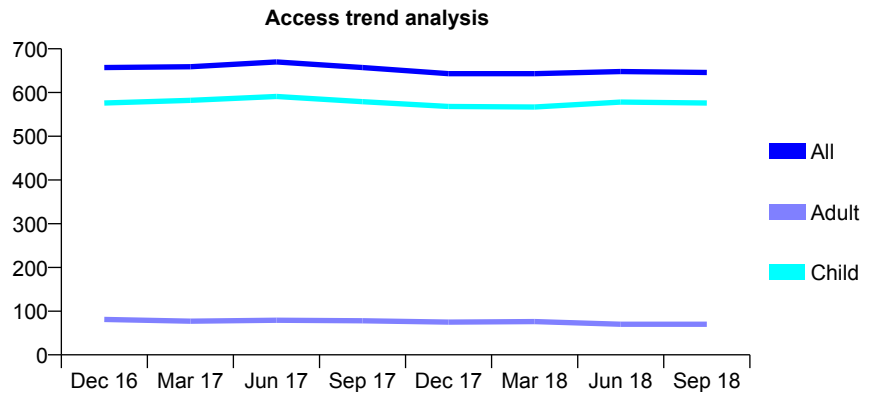
## Q59 - Vital Signs At a Glance Contract Report for 575763/0001 - September 2018

Name or company name	MR GF CLARK
Contract type name	GDS Contract
Purpose of contract	General
Contract start date	01/04/2006
Contract end date	

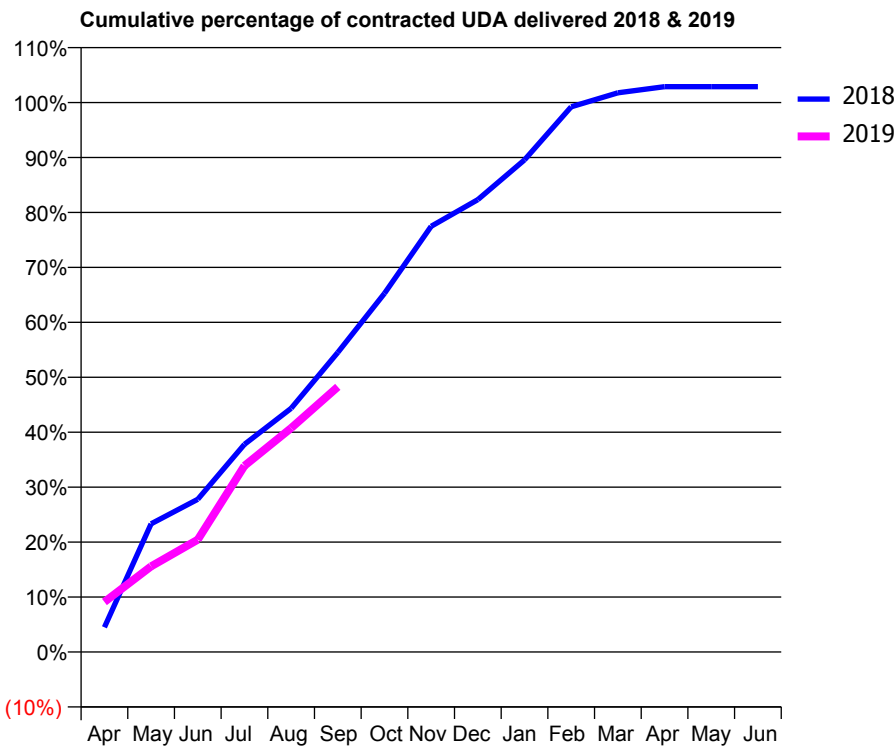
18/19 Contracted general activity (UDA)	1,300
Carry forward general activity (UDA)	-26
18/19 Contracted orthodontic activity (UOA)	0
Carry forward orthodontic activity (UOA)	0
Baseline contract value	£29,885.68

### ACCESS\*

Patients seen in 24 months	Total	Change since previous quarter
Quarter ending September 2017	657	
Quarter ending December 2017	643	↓
Quarter ending March 2018	643	→
Quarter ending June 2018	648	→
Quarter ending September 2018	646	→
<b>Variance since September 2017</b>	<b>(1.7%)</b>	<b>↓</b>



### ACTIVITY



Adjusted Scheduled Activity (UDA)		
Month	2018	2019
April	59	118
May	303	203
June	361	266
July	491	441
August	577	530
September	709	627
October	849	
November	1,007	
December	1,070	
January	1,164	
February	1,290	
March	1,323	
April	1,337	
May	1,337	
June	1,337	

### QUALITY

	Quantity	Base Number	Contract	AT	Region	England
% of FP17s for the same patient ID Re-attending within 3 months - Children	20	454	4.4%	9.4%	11.4%	11.6%
% of FP17s for the same patient ID Re-attending within 3 months - Adults	1	18	5.6%	13.8%	15.0%	15.5%
% of FP17s for the same patient ID Re-attending between 3 & 9 months - Children	302	454	66.5%	61.4%	59.9%	58.8%
% of FP17s for the same patient ID Re-attending between 3 & 9 months - Adults	11	18	61.1%	52.7%	52.0%	51.1%
% of FP17s for Band 1 Urgent Courses	11	460	2.4%	7.6%	8.0%	9.0%
% of FP17s Relating to Free Repair or Replacements	0	460	0.0%	0.8%	0.8%	0.8%
% of FP17s Relating to Continuations	0	460	0.0%	0.9%	0.9%	0.9%
% of Patients satisfied with the dentistry they have received	0	0	N/A	93.3%	93.5%	93.3%
% of Patients satisfied with the time they had to wait for an appointment	0	0	N/A	86.3%	89.1%	88.9%

\* This is based on patients treated on this contract for their most recent course of treatment. Figures in italics indicate the base number of FP17s or Patient Questionnaire responses are less than 100. N/A is shown where the base number of responses is less than 10 during the period. % is calculated as Quantity/Base number\*100

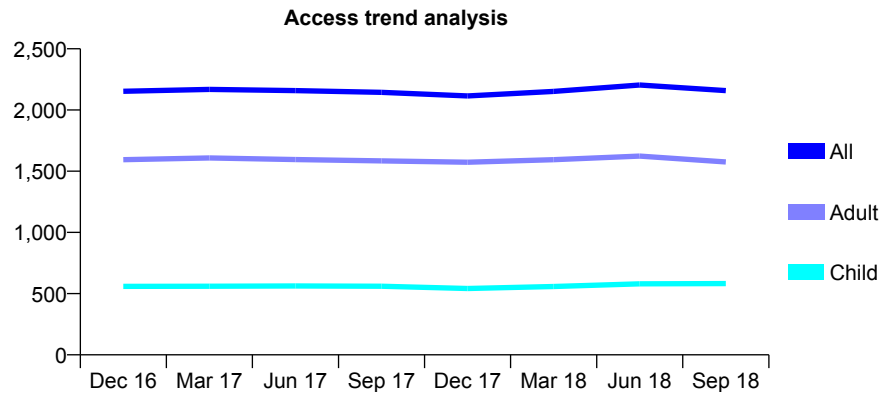
## Q59 - Vital Signs At a Glance Contract Report for 620521/0001 - September 2018

Name or company name	Mr G. S. Bajwa & Mr F. Desai
Contract type name	GDS Contract
Purpose of contract	General
Contract start date	01/04/2006
Contract end date	

18/19 Contracted general activity (UDA)	5,900
Carry forward general activity (UDA)	0
18/19 Contracted orthodontic activity (UOA)	0
Carry forward orthodontic activity (UOA)	0
Baseline contract value	£128,030.17

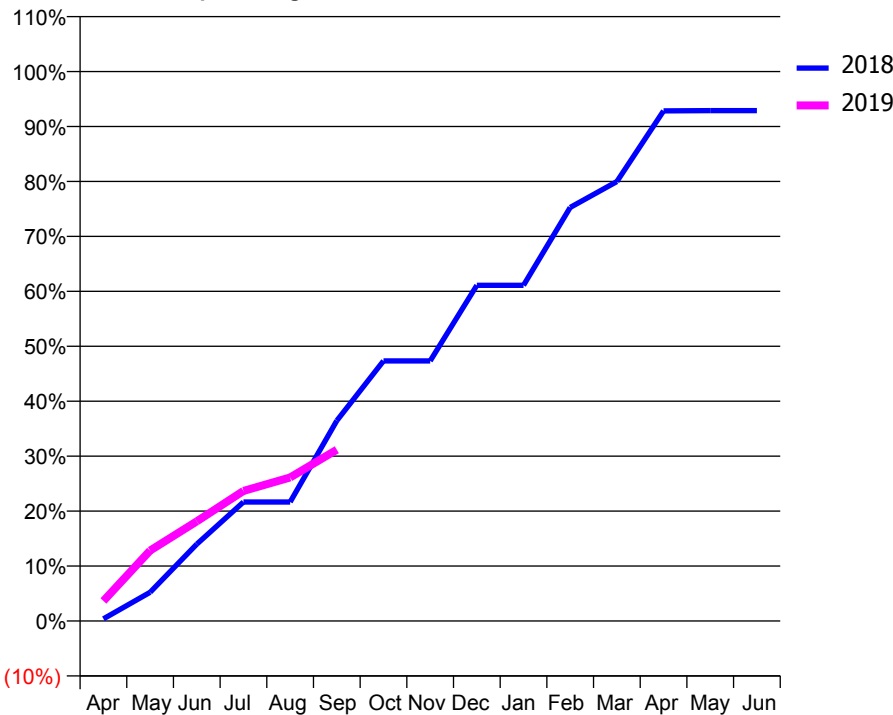
### ACCESS\*

Patients seen in 24 months	Total	Change since previous quarter
Quarter ending September 2017	2,144	
Quarter ending December 2017	2,115	↓
Quarter ending March 2018	2,152	→
Quarter ending June 2018	2,204	↑
Quarter ending September 2018	2,158	↓
<b>Variance since September 2017</b>	<b>0.7%</b>	<b>→</b>



### ACTIVITY

Cumulative percentage of contracted UDA delivered 2018 & 2019



Adjusted Scheduled Activity (UDA)		
Month	2018	2019
April	24	215
May	309	757
June	826	1,070
July	1,277	1,396
August	1,277	1,541
September	2,152	1,839
October	2,793	
November	2,793	
December	3,604	
January	3,604	
February	4,441	
March	4,719	
April	5,478	
May	5,480	
June	5,480	

### QUALITY

	Quantity	Base Number	Contract	AT	Region	England
% of FP17s for the same patient ID Re-attending within 3 months - Children	38	507	7.5%	9.4%	11.4%	11.6%
% of FP17s for the same patient ID Re-attending within 3 months - Adults	145	1,218	11.9%	13.8%	15.0%	15.5%
% of FP17s for the same patient ID Re-attending between 3 & 9 months - Children	364	507	71.8%	61.4%	59.9%	58.8%
% of FP17s for the same patient ID Re-attending between 3 & 9 months - Adults	737	1,218	60.5%	52.7%	52.0%	51.1%
% of FP17s for Band 1 Urgent Courses	102	1,305	7.8%	7.6%	8.0%	9.0%
% of FP17s Relating to Free Repair or Replacements	3	1,305	0.2%	0.8%	0.8%	0.8%
% of FP17s Relating to Continuations	4	1,305	0.3%	0.9%	0.9%	0.9%
% of Patients satisfied with the dentistry they have received	1	1	N/A	93.3%	93.5%	93.3%
% of Patients satisfied with the time they had to wait for an appointment	1	1	N/A	86.3%	89.1%	88.9%

\* This is based on patients treated on this contract for their most recent course of treatment. Figures in italics indicate the base number of FP17s or Patient Questionnaire responses are less than 100. N/A is shown where the base number of responses is less than 10 during the period. % is calculated as Quantity/Base number\*100

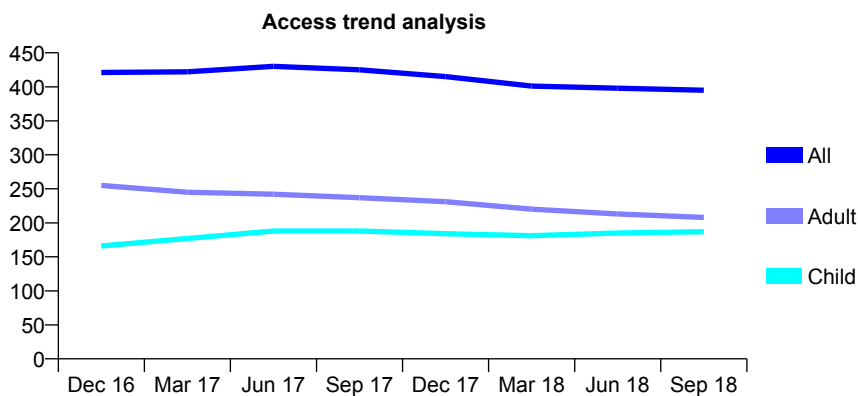
## Q59 - Vital Signs At a Glance Contract Report for 628360/0002 - September 2018

Name or company name	MR R JETHWA
Contract type name	GDS Contract
Purpose of contract	General
Contract start date	03/03/2009
Contract end date	

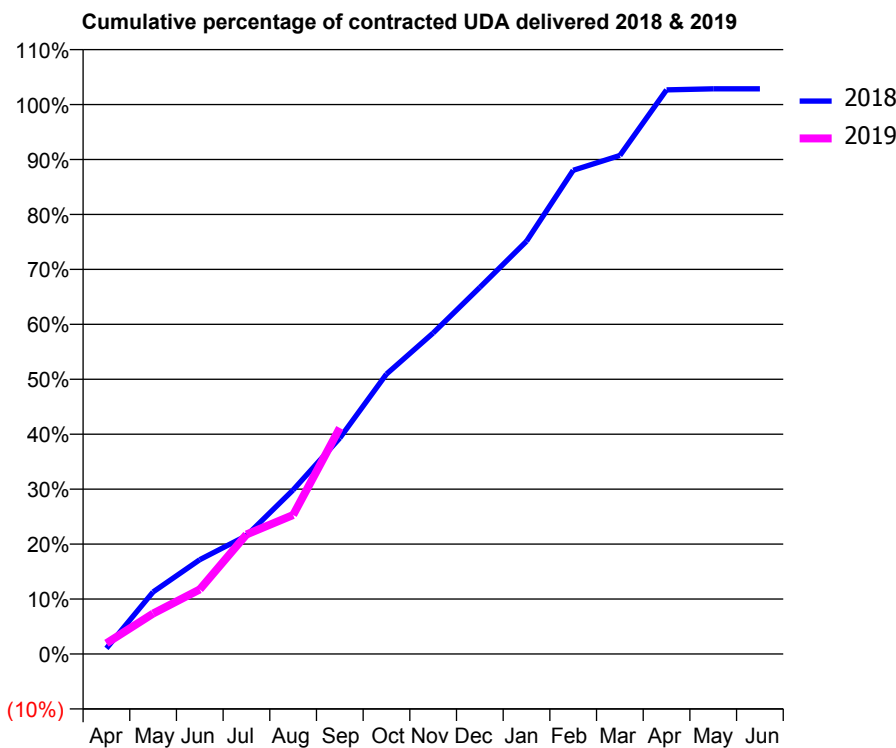
18/19 Contracted general activity (UDA)	1,072
Carry forward general activity (UDA)	-21
18/19 Contracted orthodontic activity (UOA)	0
Carry forward orthodontic activity (UOA)	0
Baseline contract value	£22,072.60

### ACCESS\*

Patients seen in 24 months	Total	Change since previous quarter
Quarter ending September 2017	425	
Quarter ending December 2017	415	↓
Quarter ending March 2018	401	↓
Quarter ending June 2018	398	→
Quarter ending September 2018	395	→
<b>Variance since September 2017</b>	<b>(7.1%)</b>	<b>↓</b>



### ACTIVITY



Adjusted Scheduled Activity (UDA)		
Month	2018	2019
April	11	21
May	121	79
June	184	126
July	231	233
August	320	271
September	421	441
October	546	
November	626	
December	715	
January	805	
February	944	
March	973	
April	1,101	
May	1,103	
June	1,103	

### QUALITY

	Quantity	Base Number	Contract	AT	Region	England
% of FP17s for the same patient ID Re-attending within 3 months - Children	13	159	8.2%	9.4%	11.4%	11.6%
% of FP17s for the same patient ID Re-attending within 3 months - Adults	18	149	12.1%	13.8%	15.0%	15.5%
% of FP17s for the same patient ID Re-attending between 3 & 9 months - Children	90	159	56.6%	61.4%	59.9%	58.8%
% of FP17s for the same patient ID Re-attending between 3 & 9 months - Adults	92	149	61.7%	52.7%	52.0%	51.1%
% of FP17s for Band 1 Urgent Courses	2	253	0.8%	7.6%	8.0%	9.0%
% of FP17s Relating to Free Repair or Replacements	4	253	1.6%	0.8%	0.8%	0.8%
% of FP17s Relating to Continuations	0	253	0.0%	0.9%	0.9%	0.9%
% of Patients satisfied with the dentistry they have received	0	0	N/A	93.3%	93.5%	93.3%
% of Patients satisfied with the time they had to wait for an appointment	0	0	N/A	86.3%	89.1%	88.9%

\* This is based on patients treated on this contract for their most recent course of treatment. Figures in italics indicate the base number of FP17s or Patient Questionnaire responses are less than 100. N/A is shown where the base number of responses is less than 10 during the period. % is calculated as Quantity/Base number\*100

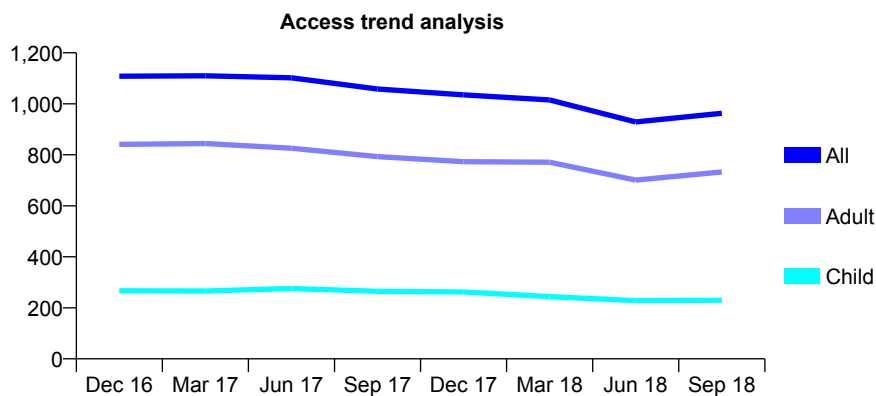
## Q59 - Vital Signs At a Glance Contract Report for 628751/0002 - September 2018

Name or company name	Miss D Mehta
Contract type name	GDS Contract
Purpose of contract	General
Contract start date	02/06/2009
Contract end date	

18/19 Contracted general activity (UDA)	2,609
Carry forward general activity (UDA)	-41
18/19 Contracted orthodontic activity (UOA)	0
Carry forward orthodontic activity (UOA)	0
Baseline contract value	£65,498.80

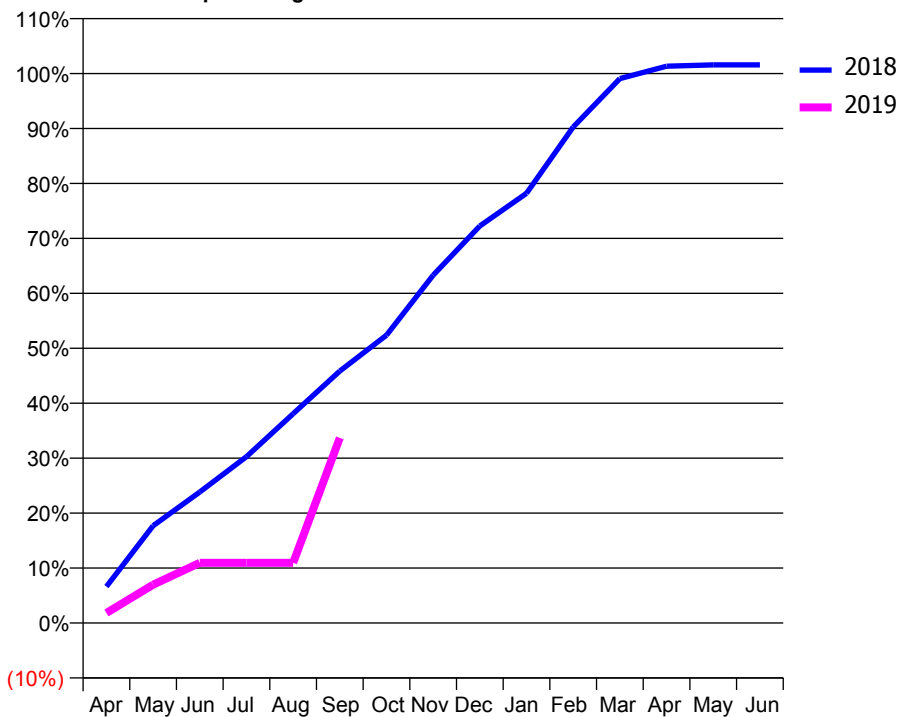
### ACCESS\*

Patients seen in 24 months	Total	Change since previous quarter
Quarter ending September 2017	1,058	
Quarter ending December 2017	1,035	↓
Quarter ending March 2018	1,015	↓
Quarter ending June 2018	929	↓
Quarter ending September 2018	963	↑
<b>Variance since September 2017</b>	<b>(9.0%)</b>	<b>↓</b>



### ACTIVITY

Cumulative percentage of contracted UDA delivered 2018 & 2019



Adjusted Scheduled Activity (UDA)

Month	2018	2019
April	173	48
May	462	182
June	622	286
July	790	286
August	993	286
September	1,197	879
October	1,367	
November	1,652	
December	1,885	
January	2,040	
February	2,355	
March	2,585	
April	2,644	
May	2,650	
June	2,650	

### QUALITY

	Quantity	Base Number	Contract	AT	Region	England
% of FP17s for the same patient ID Re-attending within 3 months - Children	2	121	1.7%	9.4%	11.4%	11.6%
% of FP17s for the same patient ID Re-attending within 3 months - Adults	17	349	4.9%	13.8%	15.0%	15.5%
% of FP17s for the same patient ID Re-attending between 3 & 9 months - Children	28	121	23.1%	61.4%	59.9%	58.8%
% of FP17s for the same patient ID Re-attending between 3 & 9 months - Adults	53	349	15.2%	52.7%	52.0%	51.1%
% of FP17s for Band 1 Urgent Courses	17	434	3.9%	7.6%	8.0%	9.0%
% of FP17s Relating to Free Repair or Replacements	0	434	0.0%	0.8%	0.8%	0.8%
% of FP17s Relating to Continuations	1	434	0.2%	0.9%	0.9%	0.9%
% of Patients satisfied with the dentistry they have received	5	5	N/A	93.3%	93.5%	93.3%
% of Patients satisfied with the time they had to wait for an appointment	4	5	N/A	86.3%	89.1%	88.9%

\* This is based on patients treated on this contract for their most recent course of treatment. Figures in italics indicate the base number of FP17s or Patient Questionnaire responses are less than 100. N/A is shown where the base number of responses is less than 10 during the period. % is calculated as Quantity/Base number\*100

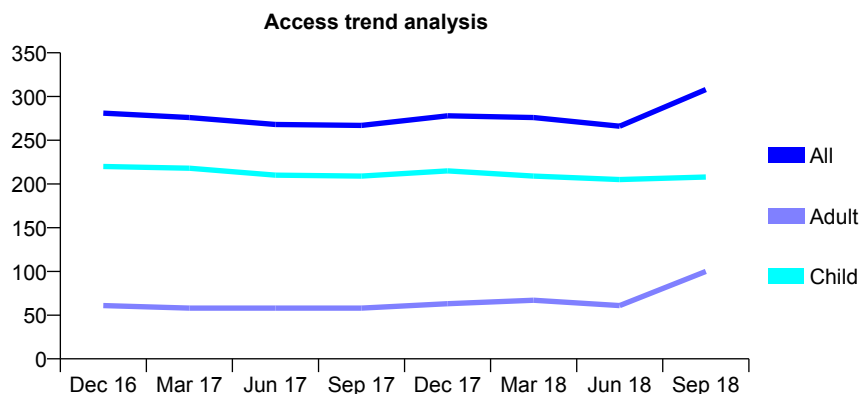
## Q59 - Vital Signs At a Glance Contract Report for 630772/0001 - September 2018

Name or company name	C Storry, M Hamburger & R Sadler
Contract type name	GDS Contract
Purpose of contract	General
Contract start date	01/04/2006
Contract end date	

18/19 Contracted general activity (UDA)	550
Carry forward general activity (UDA)	0
18/19 Contracted orthodontic activity (UOA)	0
Carry forward orthodontic activity (UOA)	0
Baseline contract value	£12,269.54

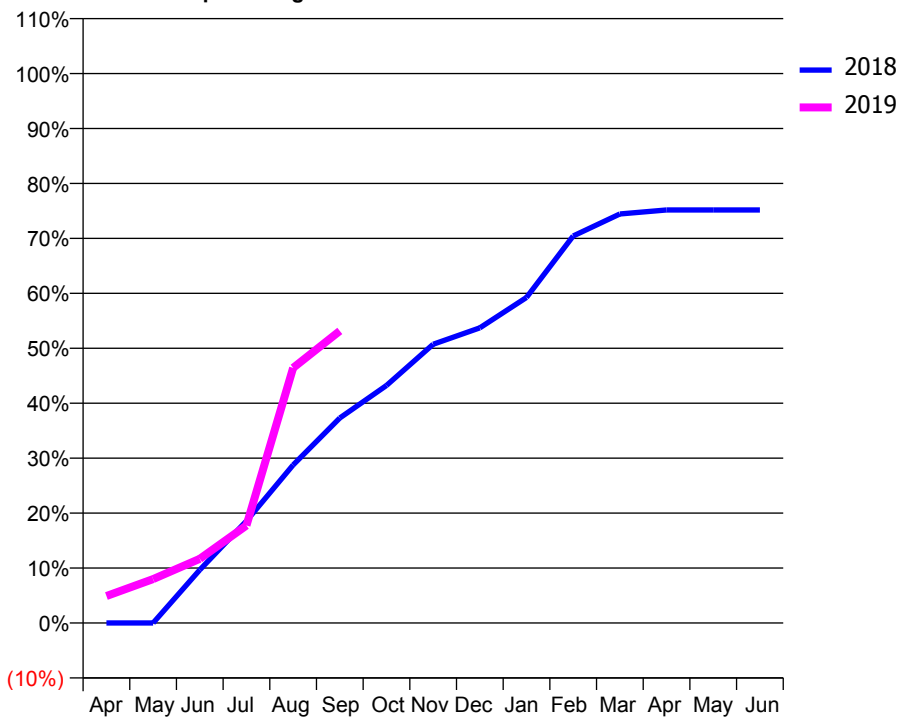
### ACCESS\*

Patients seen in 24 months	Total	Change since previous quarter
Quarter ending September 2017	267	
Quarter ending December 2017	278	↑
Quarter ending March 2018	276	→
Quarter ending June 2018	266	↓
Quarter ending September 2018	308	↑
<b>Variance since September 2017</b>	<b>15.4%</b>	<b>↑</b>



### ACTIVITY

Cumulative percentage of contracted UDA delivered 2018 & 2019



Month	Adjusted Scheduled Activity (UDA)	
	2018	2019
April	0	27
May	0	44
June	53	64
July	102	98
August	158	255
September	205	292
October	238	
November	279	
December	295	
January	326	
February	387	
March	409	
April	413	
May	413	
June	413	

### QUALITY

	Quantity	Base Number	Contract	AT	Region	England
% of FP17s for the same patient ID Re-attending within 3 months - Children	5	145	3.4%	9.4%	11.4%	11.6%
% of FP17s for the same patient ID Re-attending within 3 months - Adults	1	60	1.7%	13.8%	15.0%	15.5%
% of FP17s for the same patient ID Re-attending between 3 & 9 months - Children	71	145	49.0%	61.4%	59.9%	58.8%
% of FP17s for the same patient ID Re-attending between 3 & 9 months - Adults	12	60	20.0%	52.7%	52.0%	51.1%
% of FP17s for Band 1 Urgent Courses	7	201	3.5%	7.6%	8.0%	9.0%
% of FP17s Relating to Free Repair or Replacements	0	201	0.0%	0.8%	0.8%	0.8%
% of FP17s Relating to Continuations	0	201	0.0%	0.9%	0.9%	0.9%
% of Patients satisfied with the dentistry they have received	0	0	N/A	93.3%	93.5%	93.3%
% of Patients satisfied with the time they had to wait for an appointment	0	0	N/A	86.3%	89.1%	88.9%

\* This is based on patients treated on this contract for their most recent course of treatment. Figures in italics indicate the base number of FP17s or Patient Questionnaire responses are less than 100. N/A is shown where the base number of responses is less than 10 during the period. % is calculated as Quantity/Base number\*100

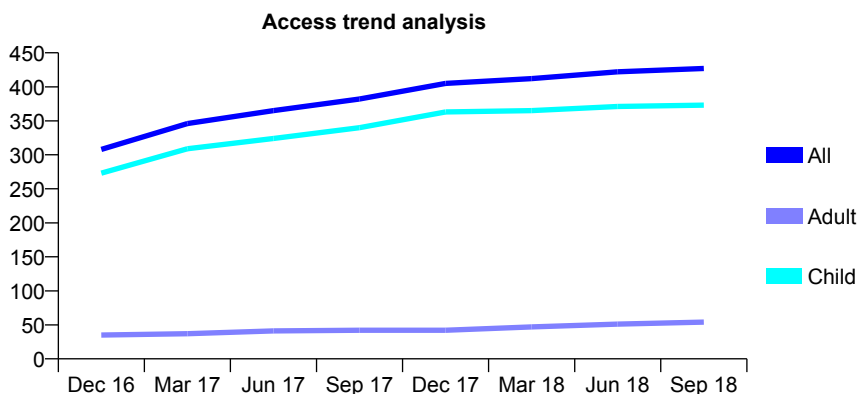
## Q59 - Vital Signs At a Glance Contract Report for 651761/0001 - September 2018

Name or company name	Mr S Kotecha and Mrs L Kotecha
Contract type name	GDS Contract
Purpose of contract	General
Contract start date	01/04/2006
Contract end date	

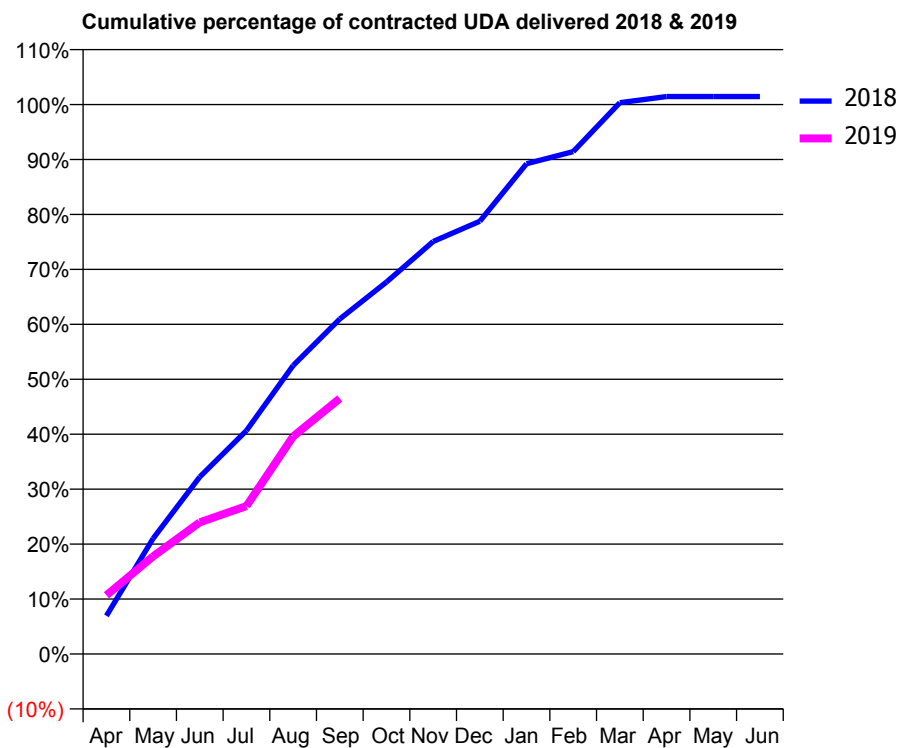
18/19 Contracted general activity (UDA)	796
Carry forward general activity (UDA)	-12
18/19 Contracted orthodontic activity (UOA)	0
Carry forward orthodontic activity (UOA)	0
Baseline contract value	£19,940.85

### ACCESS\*

Patients seen in 24 months	Total	Change since previous quarter
Quarter ending September 2017	382	
Quarter ending December 2017	405	↑
Quarter ending March 2018	412	→
Quarter ending June 2018	422	↑
Quarter ending September 2018	427	→
<b>Variance since September 2017</b>	<b>11.8%</b>	<b>↑</b>



### ACTIVITY



Month	Adjusted Scheduled Activity (UDA)	
	2018	2019
April	55	85
May	167	141
June	257	191
July	324	214
August	418	315
September	485	370
October	539	
November	598	
December	627	
January	710	
February	728	
March	799	
April	808	
May	808	
June	808	

### QUALITY

	Quantity	Base Number	Contract	AT	Region	England
% of FP17s for the same patient ID Re-attending within 3 months - Children	18	311	5.8%	9.4%	11.4%	11.6%
% of FP17s for the same patient ID Re-attending within 3 months - Adults	0	16	0.0%	13.8%	15.0%	15.5%
% of FP17s for the same patient ID Re-attending between 3 & 9 months - Children	219	311	70.4%	61.4%	59.9%	58.8%
% of FP17s for the same patient ID Re-attending between 3 & 9 months - Adults	10	16	62.5%	52.7%	52.0%	51.1%
% of FP17s for Band 1 Urgent Courses	16	317	5.0%	7.6%	8.0%	9.0%
% of FP17s Relating to Free Repair or Replacements	0	317	0.0%	0.8%	0.8%	0.8%
% of FP17s Relating to Continuations	0	317	0.0%	0.9%	0.9%	0.9%
% of Patients satisfied with the dentistry they have received	0	0	N/A	93.3%	93.5%	93.3%
% of Patients satisfied with the time they had to wait for an appointment	0	0	N/A	86.3%	89.1%	88.9%

\* This is based on patients treated on this contract for their most recent course of treatment. Figures in italics indicate the base number of FP17s or Patient Questionnaire responses are less than 100. N/A is shown where the base number of responses is less than 10 during the period. % is calculated as Quantity/Base number\*100

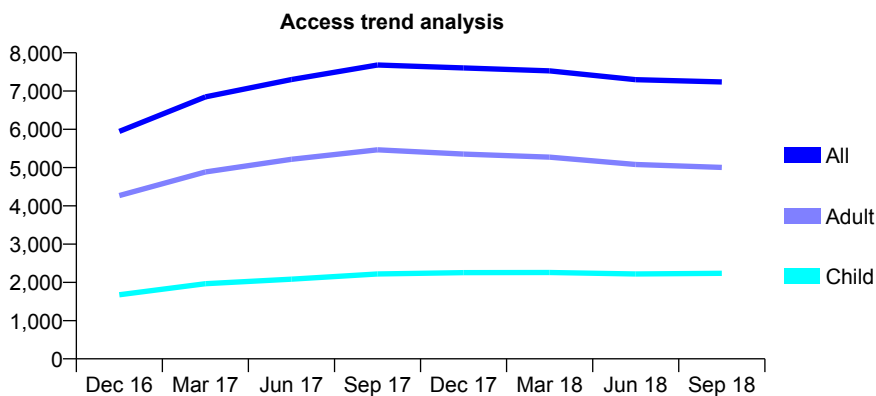
## Q59 - Vital Signs At a Glance Contract Report for 654353/0002 - September 2018

Name or company name	MR S CHANDARANA
Contract type name	GDS Contract
Purpose of contract	General
Contract start date	01/10/2015
Contract end date	

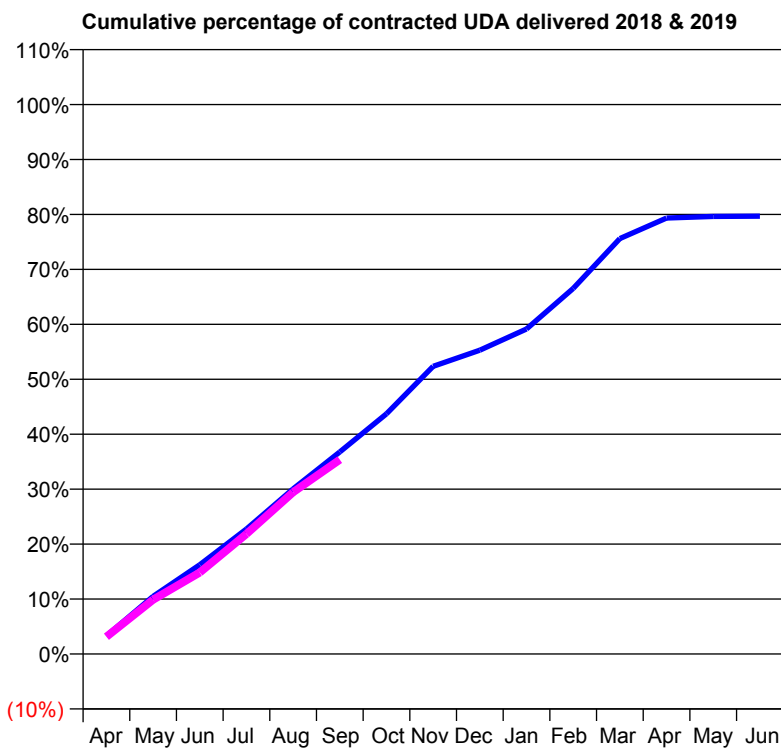
18/19 Contracted general activity (UDA)	24,983
Carry forward general activity (UDA)	0
18/19 Contracted orthodontic activity (UOA)	0
Carry forward orthodontic activity (UOA)	0
Baseline contract value	£597,346.16

### ACCESS\*

Patients seen in 24 months	Total	Change since previous quarter
Quarter ending September 2017	7,682	
Quarter ending December 2017	7,606	→
Quarter ending March 2018	7,528	↓
Quarter ending June 2018	7,297	↓
Quarter ending September 2018	7,239	→
<b>Variance since September 2017</b>	<b>(5.8%)</b>	<b>↓</b>



### ACTIVITY



Adjusted Scheduled Activity (UDA)		
Month	2018	2019
April	830	785
May	2,623	2,473
June	4,058	3,709
July	5,684	5,457
August	7,506	7,359
September	9,190	8,839
October	10,919	
November	13,083	
December	13,811	
January	14,778	
February	16,618	
March	18,887	
April	19,821	
May	19,895	
June	19,909	

### QUALITY

	Quantity	Base Number	Contract	AT	Region	England
% of FP17s for the same patient ID Re-attending within 3 months - Children	153	1,588	9.6%	9.4%	11.4%	11.6%
% of FP17s for the same patient ID Re-attending within 3 months - Adults	482	3,068	15.7%	13.8%	15.0%	15.5%
% of FP17s for the same patient ID Re-attending between 3 & 9 months - Children	775	1,588	48.8%	61.4%	59.9%	58.8%
% of FP17s for the same patient ID Re-attending between 3 & 9 months - Adults	1,278	3,068	41.7%	52.7%	52.0%	51.1%
% of FP17s for Band 1 Urgent Courses	339	4,102	8.3%	7.6%	8.0%	9.0%
% of FP17s Relating to Free Repair or Replacements	10	4,102	0.2%	0.8%	0.8%	0.8%
% of FP17s Relating to Continuations	45	4,102	1.1%	0.9%	0.9%	0.9%
% of Patients satisfied with the dentistry they have received	3	3	N/A	93.3%	93.5%	93.3%
% of Patients satisfied with the time they had to wait for an appointment	1	3	N/A	86.3%	89.1%	88.9%

\* This is based on patients treated on this contract for their most recent course of treatment. Figures in italics indicate the base number of FP17s or Patient Questionnaire responses are less than 100. N/A is shown where the base number of responses is less than 10 during the period. % is calculated as Quantity/Base number\*100

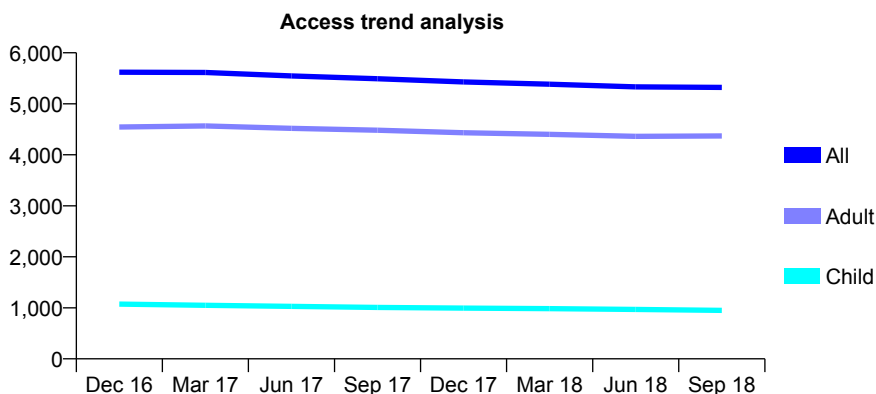
## Q59 - Vital Signs At a Glance Contract Report for 678414/0001 - September 2018

Name or company name	MR RN HARTZENBERG
Contract type name	GDS Contract
Purpose of contract	General
Contract start date	01/04/2006
Contract end date	

18/19 Contracted general activity (UDA)	19,000
Carry forward general activity (UDA)	0
18/19 Contracted orthodontic activity (UOA)	0
Carry forward orthodontic activity (UOA)	0
Baseline contract value	£514,874.97

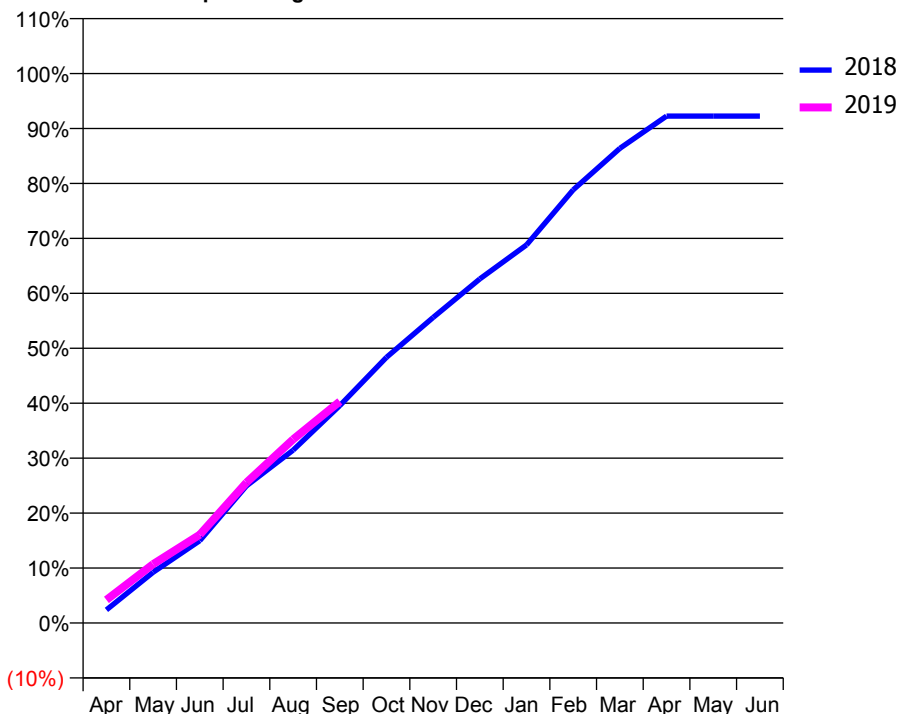
### ACCESS\*

Patients seen in 24 months	Total	Change since previous quarter
Quarter ending September 2017	5,491	
Quarter ending December 2017	5,429	↓
Quarter ending March 2018	5,384	→
Quarter ending June 2018	5,332	→
Quarter ending September 2018	5,322	→
<b>Variance since September 2017</b>	<b>(3.1%)</b>	<b>↓</b>



### ACTIVITY

Cumulative percentage of contracted UDA delivered 2018 & 2019



Month	Adjusted Scheduled Activity (UDA)	
	2018	2019
April	480	800
May	1,849	2,036
June	2,999	3,054
July	4,990	4,855
August	6,295	6,351
September	7,916	7,659
October	9,669	
November	11,121	
December	12,526	
January	13,764	
February	15,767	
March	17,277	
April	18,451	
May	18,451	
June	18,451	

### QUALITY

	Quantity	Base Number	Contract	AT	Region	England
% of FP17s for the same patient ID Re-attending within 3 months - Children	54	820	6.6%	9.4%	11.4%	11.6%
% of FP17s for the same patient ID Re-attending within 3 months - Adults	726	3,609	20.1%	13.8%	15.0%	15.5%
% of FP17s for the same patient ID Re-attending between 3 & 9 months - Children	568	820	69.3%	61.4%	59.9%	58.8%
% of FP17s for the same patient ID Re-attending between 3 & 9 months - Adults	2,104	3,609	58.3%	52.7%	52.0%	51.1%
% of FP17s for Band 1 Urgent Courses	414	4,042	10.2%	7.6%	8.0%	9.0%
% of FP17s Relating to Free Repair or Replacements	48	4,042	1.2%	0.8%	0.8%	0.8%
% of FP17s Relating to Continuations	95	4,042	2.4%	0.9%	0.9%	0.9%
% of Patients satisfied with the dentistry they have received	5	5	N/A	93.3%	93.5%	93.3%
% of Patients satisfied with the time they had to wait for an appointment	5	5	N/A	86.3%	89.1%	88.9%

\* This is based on patients treated on this contract for their most recent course of treatment. Figures in italics indicate the base number of FP17s or Patient Questionnaire responses are less than 100. N/A is shown where the base number of responses is less than 10 during the period. % is calculated as Quantity/Base number\*100



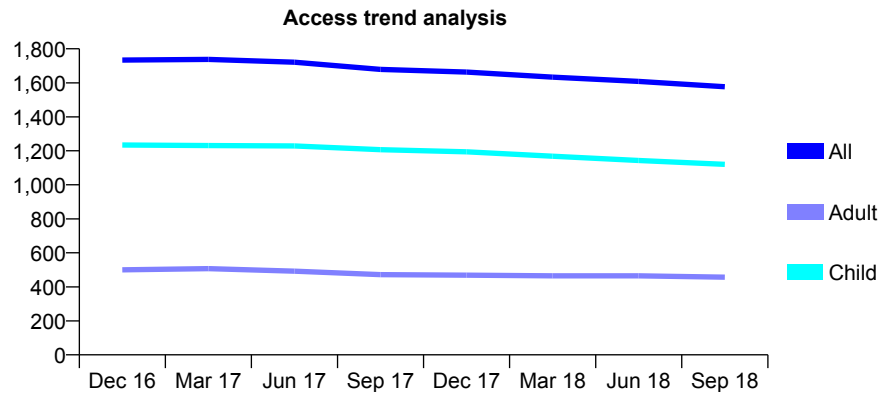
## Q59 - Vital Signs At a Glance Contract Report for 684619/0003 - September 2018

Name or company name	MR A CHAMPANERI
Contract type name	GDS Contract
Purpose of contract	General
Contract start date	01/04/2009
Contract end date	

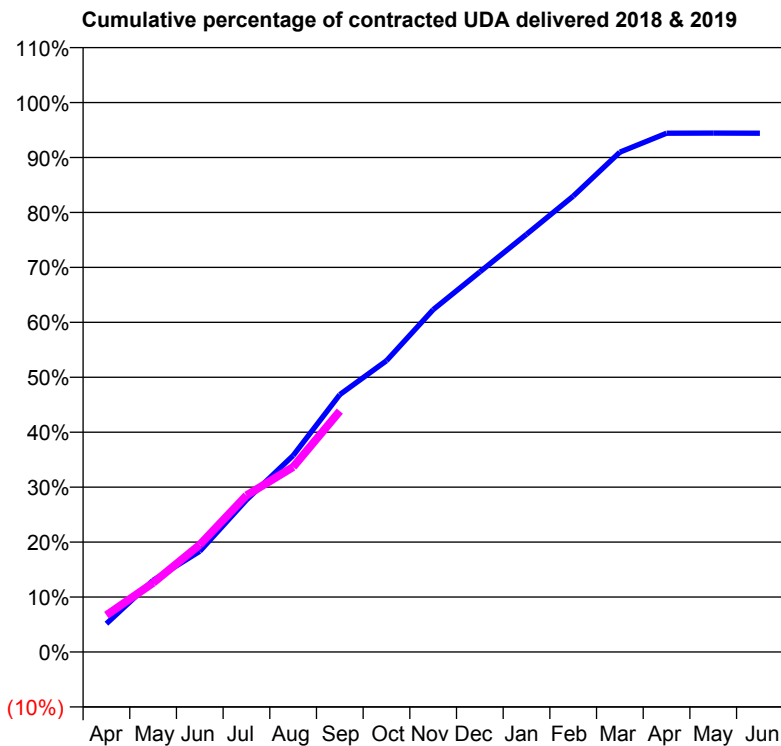
18/19 Contracted general activity (UDA)	3,000
Carry forward general activity (UDA)	0
18/19 Contracted orthodontic activity (UOA)	0
Carry forward orthodontic activity (UOA)	0
Baseline contract value	£68,774.16

### ACCESS\*

Patients seen in 24 months	Total	Change since previous quarter
Quarter ending September 2017	1,679	
Quarter ending December 2017	1,663	→
Quarter ending March 2018	1,633	↓
Quarter ending June 2018	1,608	↓
Quarter ending September 2018	1,577	↓
<b>Variance since September 2017</b>	<b>(6.1%)</b>	<b>↓</b>



### ACTIVITY



Month	Adjusted Scheduled Activity (UDA)	
	2018	2019
April	154	201
May	391	378
June	550	585
July	830	855
August	1,073	1,010
September	1,405	1,315
October	1,591	
November	1,869	
December	2,075	
January	2,280	
February	2,489	
March	2,729	
April	2,832	
May	2,833	
June	2,832	

### QUALITY

	Quantity	Base Number	Contract	AT	Region	England
% of FP17s for the same patient ID Re-attending within 3 months - Children	62	951	6.5%	9.4%	11.4%	11.6%
% of FP17s for the same patient ID Re-attending within 3 months - Adults	61	320	19.1%	13.8%	15.0%	15.5%
% of FP17s for the same patient ID Re-attending between 3 & 9 months - Children	666	951	70.0%	61.4%	59.9%	58.8%
% of FP17s for the same patient ID Re-attending between 3 & 9 months - Adults	163	320	50.9%	52.7%	52.0%	51.1%
% of FP17s for Band 1 Urgent Courses	41	863	4.8%	7.6%	8.0%	9.0%
% of FP17s Relating to Free Repair or Replacements	1	863	0.1%	0.8%	0.8%	0.8%
% of FP17s Relating to Continuations	3	863	0.3%	0.9%	0.9%	0.9%
% of Patients satisfied with the dentistry they have received	0	0	N/A	93.3%	93.5%	93.3%
% of Patients satisfied with the time they had to wait for an appointment	0	0	N/A	86.3%	89.1%	88.9%

\* This is based on patients treated on this contract for their most recent course of treatment. Figures in italics indicate the base number of FP17s or Patient Questionnaire responses are less than 100. N/A is shown where the base number of responses is less than 10 during the period. % is calculated as Quantity/Base number\*100

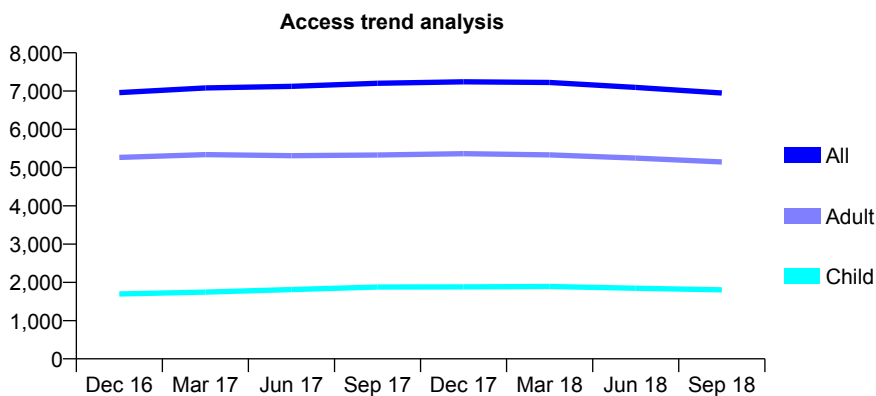
## Q59 - Vital Signs At a Glance Contract Report for 690732/0001 - September 2018

Name or company name	MR B PARMAR
Contract type name	GDS Contract
Purpose of contract	General
Contract start date	01/02/2014
Contract end date	

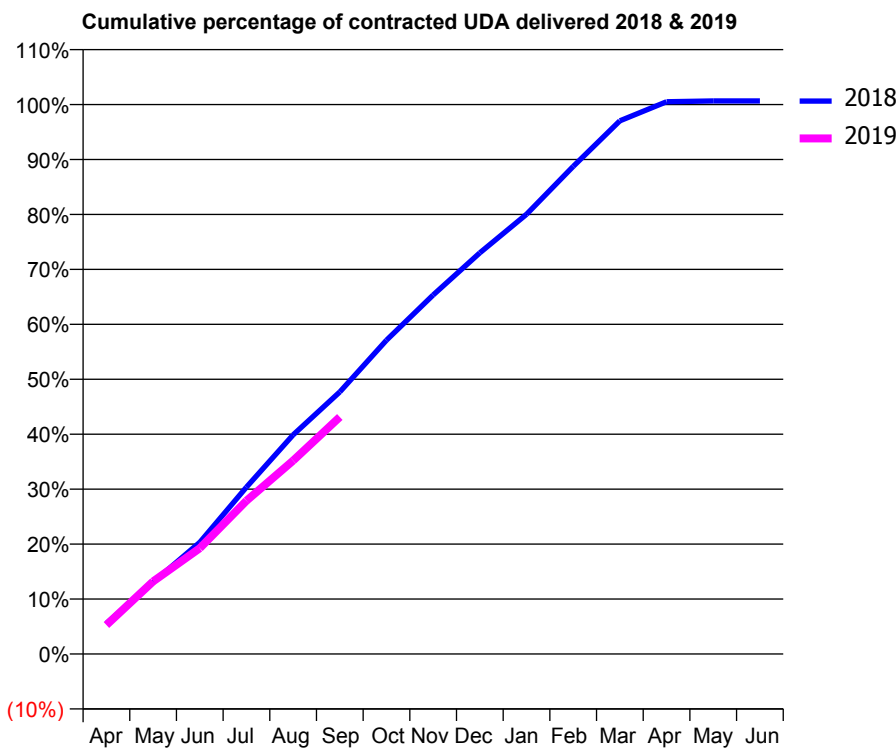
18/19 Contracted general activity (UDA)	18,170
Carry forward general activity (UDA)	-118
18/19 Contracted orthodontic activity (UOA)	0
Carry forward orthodontic activity (UOA)	0
Baseline contract value	£399,528.03

### ACCESS\*

Patients seen in 24 months	Total	Change since previous quarter
Quarter ending September 2017	7,205	
Quarter ending December 2017	7,241	→
Quarter ending March 2018	7,223	→
Quarter ending June 2018	7,094	↓
Quarter ending September 2018	6,950	↓
<b>Variance since September 2017</b>	<b>(3.5%)</b>	<b>↓</b>



### ACTIVITY



Month	Adjusted Scheduled Activity (UDA)	
	2018	2019
April	1,011	958
May	2,374	2,402
June	3,692	3,500
July	5,519	5,066
August	7,248	6,395
September	8,669	7,836
October	10,379	
November	11,872	
December	13,267	
January	14,540	
February	16,123	
March	17,629	
April	18,259	
May	18,287	
June	18,288	

### QUALITY

	Quantity	Base Number	Contract	AT	Region	England
% of FP17s for the same patient ID Re-attending within 3 months - Children	42	1,004	4.2%	9.4%	11.4%	11.6%
% of FP17s for the same patient ID Re-attending within 3 months - Adults	301	2,804	10.7%	13.8%	15.0%	15.5%
% of FP17s for the same patient ID Re-attending between 3 & 9 months - Children	490	1,004	48.8%	61.4%	59.9%	58.8%
% of FP17s for the same patient ID Re-attending between 3 & 9 months - Adults	1,159	2,804	41.3%	52.7%	52.0%	51.1%
% of FP17s for Band 1 Urgent Courses	199	3,493	5.7%	7.6%	8.0%	9.0%
% of FP17s Relating to Free Repair or Replacements	47	3,493	1.3%	0.8%	0.8%	0.8%
% of FP17s Relating to Continuations	32	3,493	0.9%	0.9%	0.9%	0.9%
% of Patients satisfied with the dentistry they have received	4	4	N/A	93.3%	93.5%	93.3%
% of Patients satisfied with the time they had to wait for an appointment	4	4	N/A	86.3%	89.1%	88.9%

\* This is based on patients treated on this contract for their most recent course of treatment. Figures in italics indicate the base number of FP17s or Patient Questionnaire responses are less than 100. N/A is shown where the base number of responses is less than 10 during the period. % is calculated as Quantity/Base number\*100

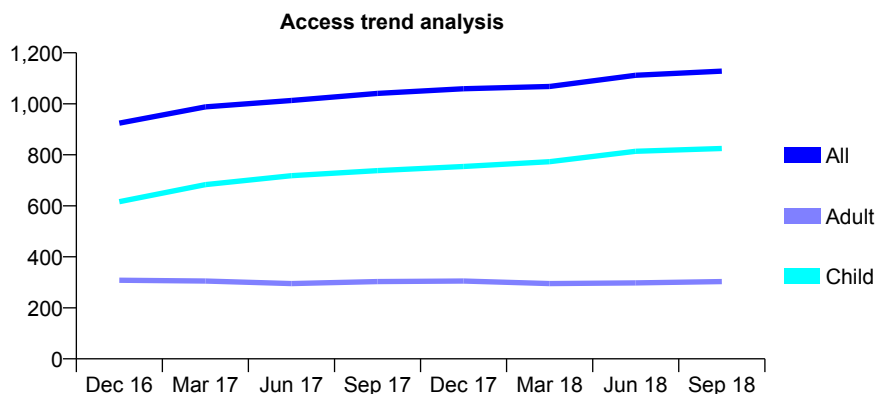
## Q59 - Vital Signs At a Glance Contract Report for 690899/0001 - September 2018

Name or company name	MR A MOOSAJEE
Contract type name	GDS Contract
Purpose of contract	General
Contract start date	03/09/2014
Contract end date	

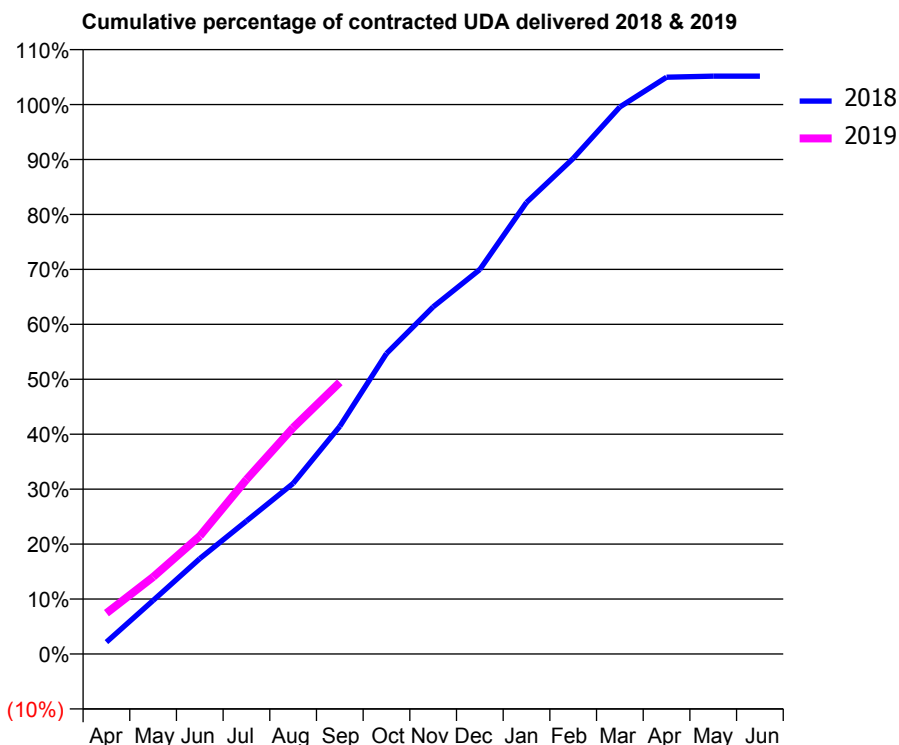
18/19 Contracted general activity (UDA)	2,819
Carry forward general activity (UDA)	-56
18/19 Contracted orthodontic activity (UOA)	0
Carry forward orthodontic activity (UOA)	0
Baseline contract value	£61,376.70

### ACCESS\*

Patients seen in 24 months	Total	Change since previous quarter
Quarter ending September 2017	1,041	
Quarter ending December 2017	1,059	→
Quarter ending March 2018	1,068	→
Quarter ending June 2018	1,112	↑
Quarter ending September 2018	1,128	→
<b>Variance since September 2017</b>	<b>8.4%</b>	<b>↑</b>



### ACTIVITY



Month	Adjusted Scheduled Activity (UDA)	
	2018	2019
April	61	210
May	275	395
June	490	605
July	683	895
August	876	1,161
September	1,168	1,394
October	1,542	
November	1,781	
December	1,973	
January	2,317	
February	2,542	
March	2,807	
April	2,959	
May	2,965	
June	2,965	

### QUALITY

	Quantity	Base Number	Contract	AT	Region	England
% of FP17s for the same patient ID Re-attending within 3 months - Children	69	652	10.6%	9.4%	11.4%	11.6%
% of FP17s for the same patient ID Re-attending within 3 months - Adults	31	185	16.8%	13.8%	15.0%	15.5%
% of FP17s for the same patient ID Re-attending between 3 & 9 months - Children	376	652	57.7%	61.4%	59.9%	58.8%
% of FP17s for the same patient ID Re-attending between 3 & 9 months - Adults	110	185	59.5%	52.7%	52.0%	51.1%
% of FP17s for Band 1 Urgent Courses	25	722	3.5%	7.6%	8.0%	9.0%
% of FP17s Relating to Free Repair or Replacements	0	722	0.0%	0.8%	0.8%	0.8%
% of FP17s Relating to Continuations	0	722	0.0%	0.9%	0.9%	0.9%
% of Patients satisfied with the dentistry they have received	0	0	N/A	93.3%	93.5%	93.3%
% of Patients satisfied with the time they had to wait for an appointment	0	0	N/A	86.3%	89.1%	88.9%

\* This is based on patients treated on this contract for their most recent course of treatment. Figures in italics indicate the base number of FP17s or Patient Questionnaire responses are less than 100. N/A is shown where the base number of responses is less than 10 during the period. % is calculated as Quantity/Base number\*100

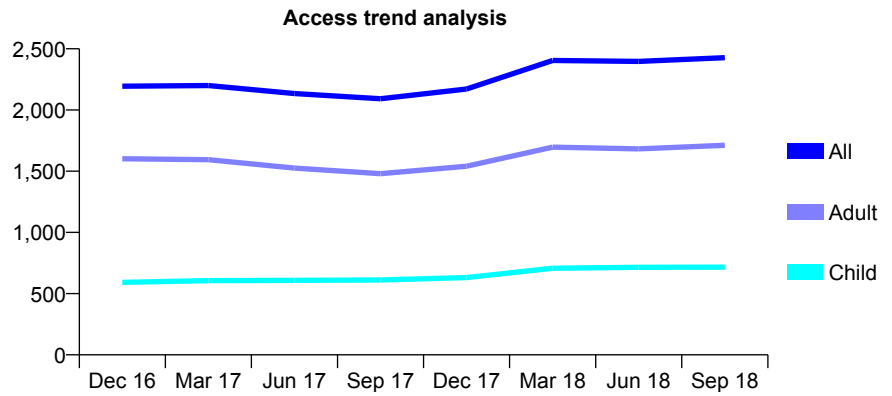
## Q59 - Vital Signs At a Glance Contract Report for 704997/0001 - September 2018

Name or company name	Mr M Hamburger and Mrs R P Sadler
Contract type name	GDS Contract
Purpose of contract	General and Orthodontic
Contract start date	29/08/2011
Contract end date	

18/19 Contracted general activity (UDA)	5,896
Carry forward general activity (UDA)	0
18/19 Contracted orthodontic activity (UOA)	0
Carry forward orthodontic activity (UOA)	0
Baseline contract value	£116,198.72

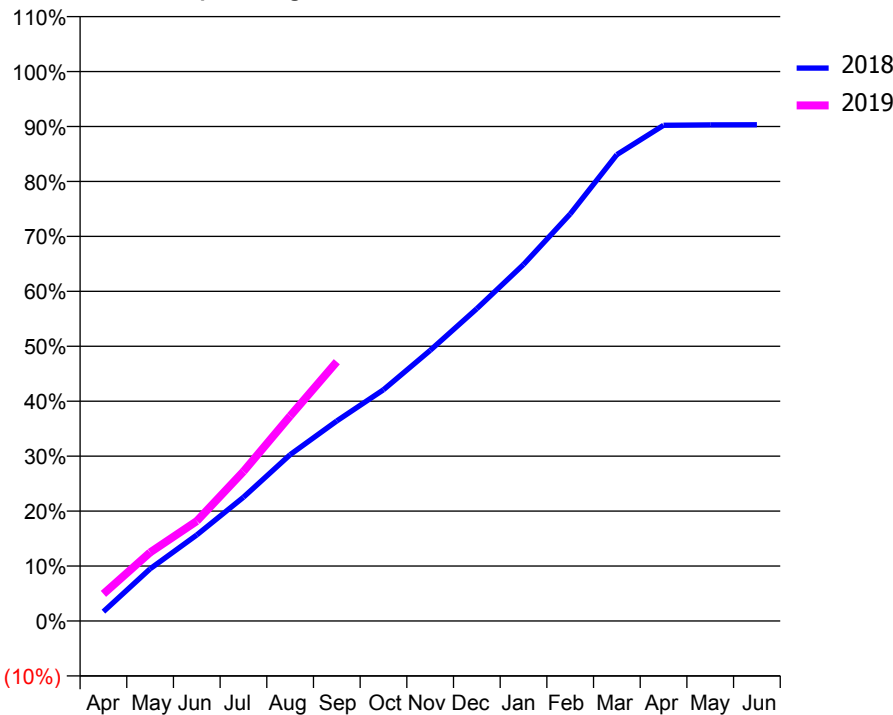
### ACCESS\*

Patients seen in 24 months	Total	Change since previous quarter
Quarter ending September 2017	2,092	
Quarter ending December 2017	2,172	↑
Quarter ending March 2018	2,405	↑
Quarter ending June 2018	2,397	→
Quarter ending September 2018	2,428	→
<b>Variance since September 2017</b>	<b>16.1%</b>	<b>↑</b>



### ACTIVITY

Cumulative percentage of contracted UDA delivered 2018 & 2019



Month	Adjusted Scheduled Activity (UDA)	
	2018	2019
April	101	291
May	560	737
June	923	1,072
July	1,328	1,604
August	1,785	2,200
September	2,146	2,782
October	2,482	
November	2,904	
December	3,351	
January	3,825	
February	4,367	
March	5,004	
April	5,320	
May	5,324	
June	5,325	

### QUALITY

	Quantity	Base Number	Contract	AT	Region	England
% of FP17s for the same patient ID Re-attending within 3 months - Children	47	561	8.4%	9.4%	11.4%	11.6%
% of FP17s for the same patient ID Re-attending within 3 months - Adults	187	1,314	14.2%	13.8%	15.0%	15.5%
% of FP17s for the same patient ID Re-attending between 3 & 9 months - Children	296	561	52.8%	61.4%	59.9%	58.8%
% of FP17s for the same patient ID Re-attending between 3 & 9 months - Adults	647	1,314	49.2%	52.7%	52.0%	51.1%
% of FP17s for Band 1 Urgent Courses	121	1,665	7.3%	7.6%	8.0%	9.0%
% of FP17s Relating to Free Repair or Replacements	18	1,665	1.1%	0.8%	0.8%	0.8%
% of FP17s Relating to Continuations	14	1,665	0.8%	0.9%	0.9%	0.9%
% of Patients satisfied with the dentistry they have received	1	1	N/A	93.3%	93.5%	93.3%
% of Patients satisfied with the time they had to wait for an appointment	1	1	N/A	86.3%	89.1%	88.9%

\* This is based on patients treated on this contract for their most recent course of treatment. Figures in italics indicate the base number of FP17s or Patient Questionnaire responses are less than 100. N/A is shown where the base number of responses is less than 10 during the period. % is calculated as Quantity/Base number\*100

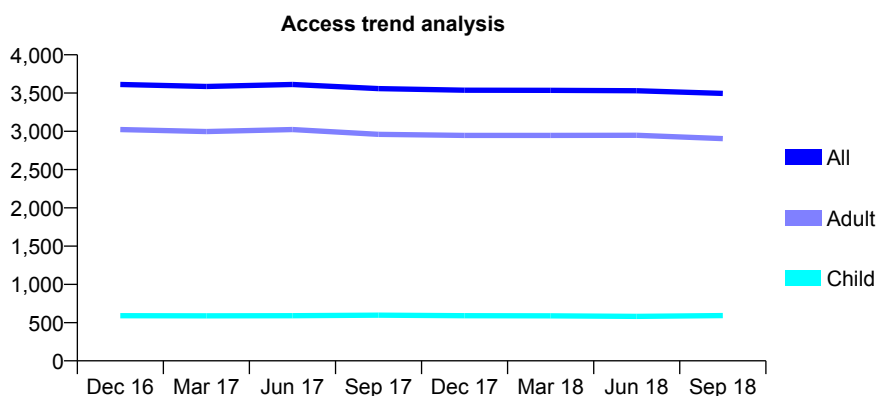
## Q59 - Vital Signs At a Glance Contract Report for 724521/0001 - September 2018

Name or company name	MR PM BALDOCK
Contract type name	GDS Contract
Purpose of contract	General
Contract start date	01/04/2006
Contract end date	

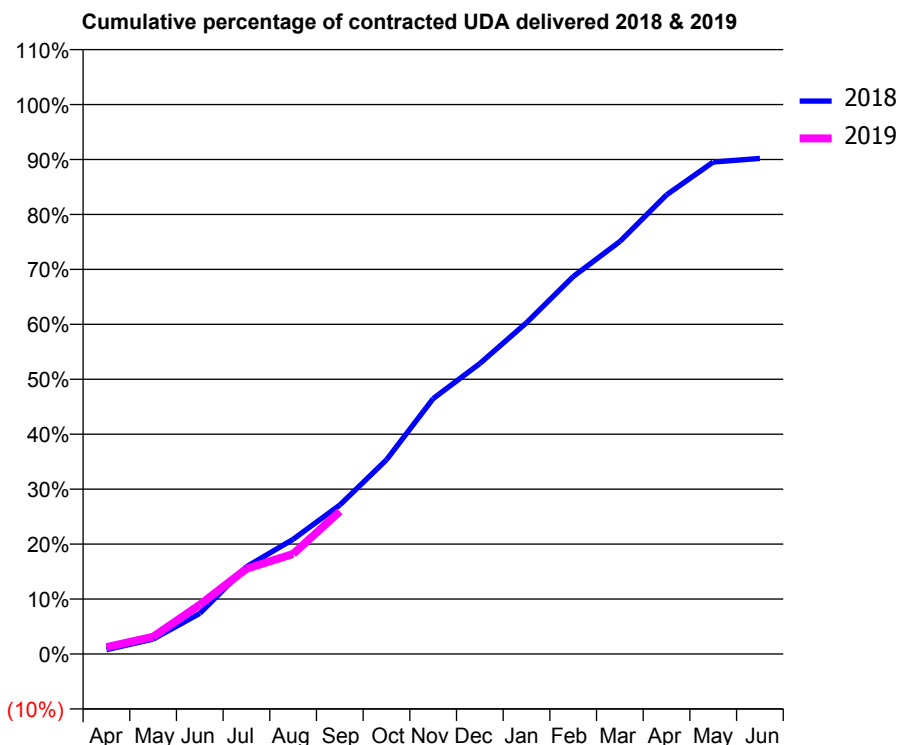
18/19 Contracted general activity (UDA)	9,620
Carry forward general activity (UDA)	0
18/19 Contracted orthodontic activity (UOA)	0
Carry forward orthodontic activity (UOA)	0
Baseline contract value	£214,470.79

### ACCESS\*

Patients seen in 24 months	Total	Change since previous quarter
Quarter ending September 2017	3,558	
Quarter ending December 2017	3,537	→
Quarter ending March 2018	3,535	→
Quarter ending June 2018	3,531	→
Quarter ending September 2018	3,496	→
<b>Variance since September 2017</b>	<b>(1.7%)</b>	<b>↓</b>



### ACTIVITY



Month	Adjusted Scheduled Activity (UDA)	
	2018	2019
April	75	121
May	259	302
June	711	863
July	1,528	1,493
August	2,008	1,753
September	2,609	2,498
October	3,400	
November	4,471	
December	5,086	
January	5,801	
February	6,609	
March	7,223	
April	8,039	
May	8,613	
June	8,676	

### QUALITY

	Quantity	Base Number	Contract	AT	Region	England
% of FP17s for the same patient ID Re-attending within 3 months - Children	19	490	3.9%	9.4%	11.4%	11.6%
% of FP17s for the same patient ID Re-attending within 3 months - Adults	207	2,190	9.5%	13.8%	15.0%	15.5%
% of FP17s for the same patient ID Re-attending between 3 & 9 months - Children	370	490	75.5%	61.4%	59.9%	58.8%
% of FP17s for the same patient ID Re-attending between 3 & 9 months - Adults	1,535	2,190	70.1%	52.7%	52.0%	51.1%
% of FP17s for Band 1 Urgent Courses	71	1,753	4.1%	7.6%	8.0%	9.0%
% of FP17s Relating to Free Repair or Replacements	4	1,753	0.2%	0.8%	0.8%	0.8%
% of FP17s Relating to Continuations	15	1,753	0.9%	0.9%	0.9%	0.9%
% of Patients satisfied with the dentistry they have received	3	3	N/A	93.3%	93.5%	93.3%
% of Patients satisfied with the time they had to wait for an appointment	3	3	N/A	86.3%	89.1%	88.9%

\* This is based on patients treated on this contract for their most recent course of treatment. Figures in italics indicate the base number of FP17s or Patient Questionnaire responses are less than 100. N/A is shown where the base number of responses is less than 10 during the period. % is calculated as Quantity/Base number\*100

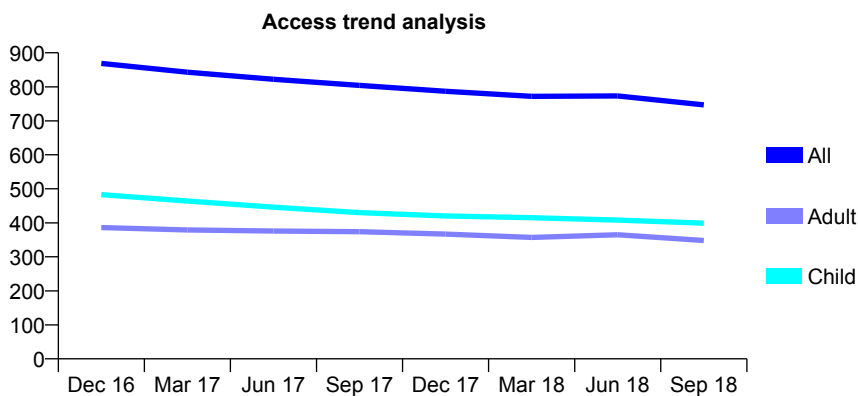
## Q59 - Vital Signs At a Glance Contract Report for 736414/0001 - September 2018

Name or company name	MR P PATEL
Contract type name	GDS Contract
Purpose of contract	General
Contract start date	01/04/2006
Contract end date	

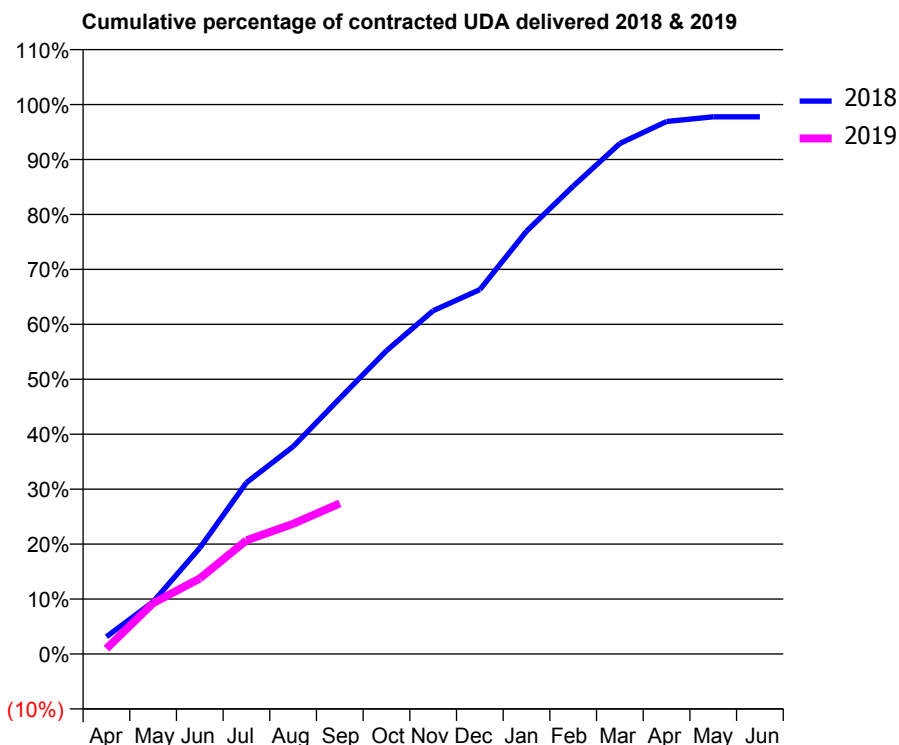
18/19 Contracted general activity (UDA)	1,900
Carry forward general activity (UDA)	43
18/19 Contracted orthodontic activity (UOA)	0
Carry forward orthodontic activity (UOA)	0
Baseline contract value	£43,634.87

### ACCESS\*

Patients seen in 24 months	Total	Change since previous quarter
Quarter ending September 2017	804	
Quarter ending December 2017	787	↓
Quarter ending March 2018	772	↓
Quarter ending June 2018	773	→
Quarter ending September 2018	747	↓
<b>Variance since September 2017</b>	<b>(7.1%)</b>	<b>↓</b>



### ACTIVITY



Adjusted Scheduled Activity (UDA)		
Month	2018	2019
April	60	19
May	180	176
June	367	261
July	593	393
August	717	450
September	884	521
October	1,049	
November	1,187	
December	1,260	
January	1,462	
February	1,618	
March	1,765	
April	1,841	
May	1,857	
June	1,857	

### QUALITY

	Quantity	Base Number	Contract	AT	Region	England
% of FP17s for the same patient ID Re-attending within 3 months - Children	12	204	5.9%	9.4%	11.4%	11.6%
% of FP17s for the same patient ID Re-attending within 3 months - Adults	20	149	13.4%	13.8%	15.0%	15.5%
% of FP17s for the same patient ID Re-attending between 3 & 9 months - Children	126	204	61.8%	61.4%	59.9%	58.8%
% of FP17s for the same patient ID Re-attending between 3 & 9 months - Adults	73	149	49.0%	52.7%	52.0%	51.1%
% of FP17s for Band 1 Urgent Courses	23	322	7.1%	7.6%	8.0%	9.0%
% of FP17s Relating to Free Repair or Replacements	0	322	0.0%	0.8%	0.8%	0.8%
% of FP17s Relating to Continuations	0	322	0.0%	0.9%	0.9%	0.9%
% of Patients satisfied with the dentistry they have received	1	1	N/A	93.3%	93.5%	93.3%
% of Patients satisfied with the time they had to wait for an appointment	1	1	N/A	86.3%	89.1%	88.9%

\* This is based on patients treated on this contract for their most recent course of treatment. Figures in italics indicate the base number of FP17s or Patient Questionnaire responses are less than 100. N/A is shown where the base number of responses is less than 10 during the period. % is calculated as Quantity/Base number\*100

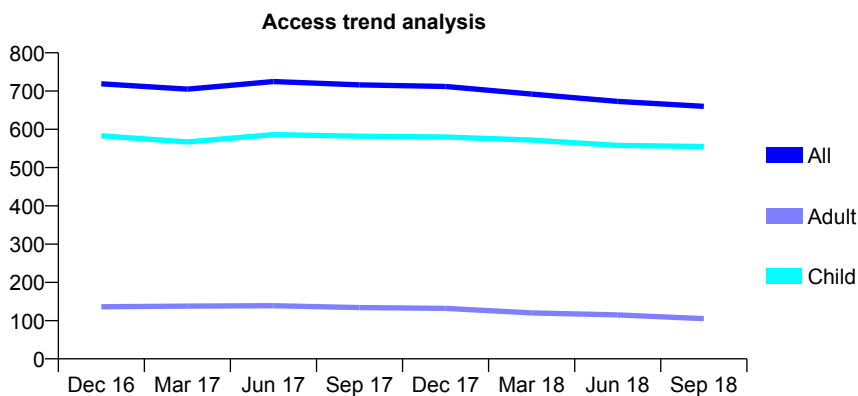
## Q59 - Vital Signs At a Glance Contract Report for 746444/0001 - September 2018

Name or company name	MISS ES BUTTERS
Contract type name	GDS Contract
Purpose of contract	General
Contract start date	01/04/2006
Contract end date	

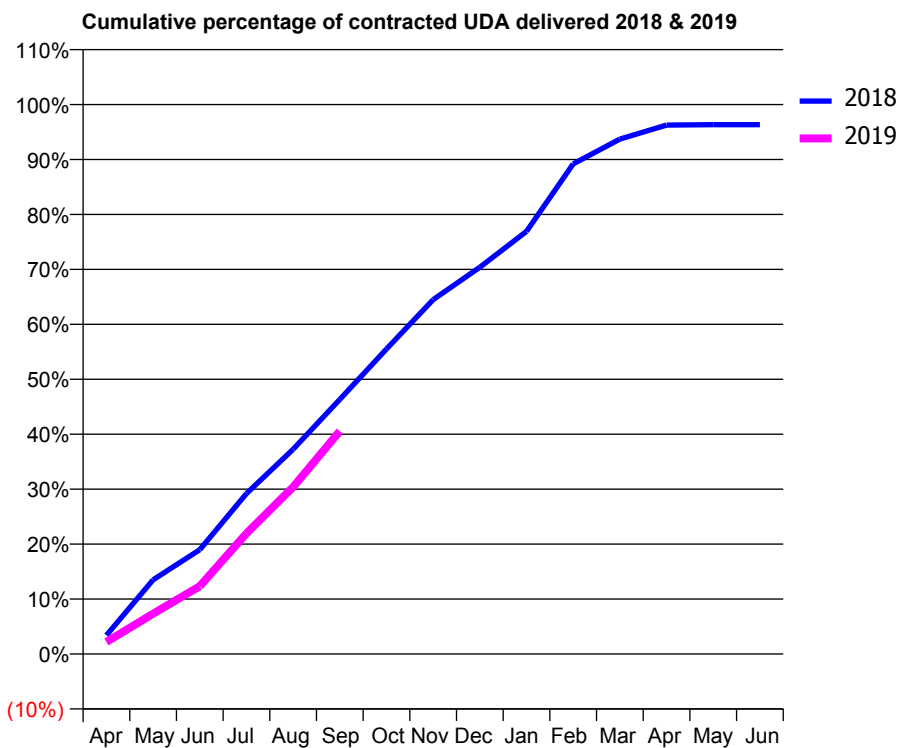
18/19 Contracted general activity (UDA)	1,500
Carry forward general activity (UDA)	0
18/19 Contracted orthodontic activity (UOA)	0
Carry forward orthodontic activity (UOA)	0
Baseline contract value	£30,721.11

### ACCESS\*

Patients seen in 24 months	Total	Change since previous quarter
Quarter ending September 2017	716	
Quarter ending December 2017	712	→
Quarter ending March 2018	692	↓
Quarter ending June 2018	673	↓
Quarter ending September 2018	660	↓
<b>Variance since September 2017</b>	<b>(7.8%)</b>	<b>↓</b>



### ACTIVITY



Month	Adjusted Scheduled Activity (UDA)	
	2018	2019
April	51	33
May	203	110
June	285	185
July	438	329
August	559	456
September	695	609
October	833	
November	967	
December	1,056	
January	1,154	
February	1,338	
March	1,406	
April	1,444	
May	1,445	
June	1,445	

### QUALITY

	Quantity	Base Number	Contract	AT	Region	England
% of FP17s for the same patient ID Re-attending within 3 months - Children	21	488	4.3%	9.4%	11.4%	11.6%
% of FP17s for the same patient ID Re-attending within 3 months - Adults	7	44	15.9%	13.8%	15.0%	15.5%
% of FP17s for the same patient ID Re-attending between 3 & 9 months - Children	380	488	77.9%	61.4%	59.9%	58.8%
% of FP17s for the same patient ID Re-attending between 3 & 9 months - Adults	27	44	61.4%	52.7%	52.0%	51.1%
% of FP17s for Band 1 Urgent Courses	13	496	2.6%	7.6%	8.0%	9.0%
% of FP17s Relating to Free Repair or Replacements	0	496	0.0%	0.8%	0.8%	0.8%
% of FP17s Relating to Continuations	1	496	0.2%	0.9%	0.9%	0.9%
% of Patients satisfied with the dentistry they have received	1	1	N/A	93.3%	93.5%	93.3%
% of Patients satisfied with the time they had to wait for an appointment	1	1	N/A	86.3%	89.1%	88.9%

\* This is based on patients treated on this contract for their most recent course of treatment. Figures in italics indicate the base number of FP17s or Patient Questionnaire responses are less than 100. N/A is shown where the base number of responses is less than 10 during the period. % is calculated as Quantity/Base number\*100

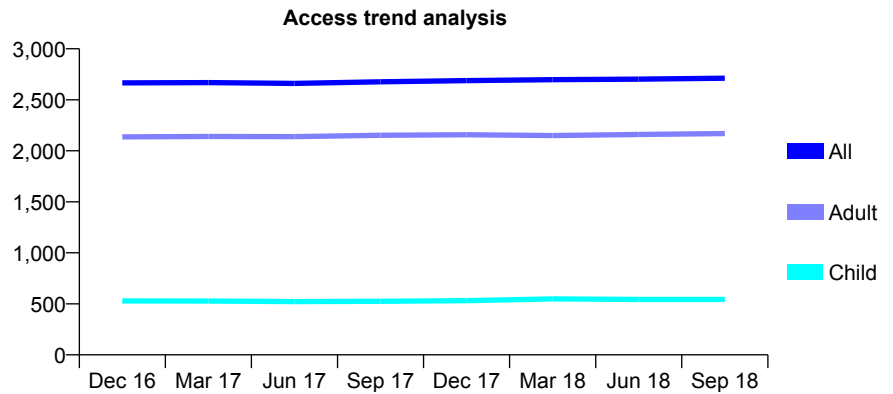
## Q59 - Vital Signs At a Glance Contract Report for 749567/0001 - September 2018

Name or company name	MR M PATEL
Contract type name	GDS Contract
Purpose of contract	General
Contract start date	01/04/2006
Contract end date	

18/19 Contracted general activity (UDA)	8,017
Carry forward general activity (UDA)	-156
18/19 Contracted orthodontic activity (UOA)	0
Carry forward orthodontic activity (UOA)	0
Baseline contract value	£202,952.74

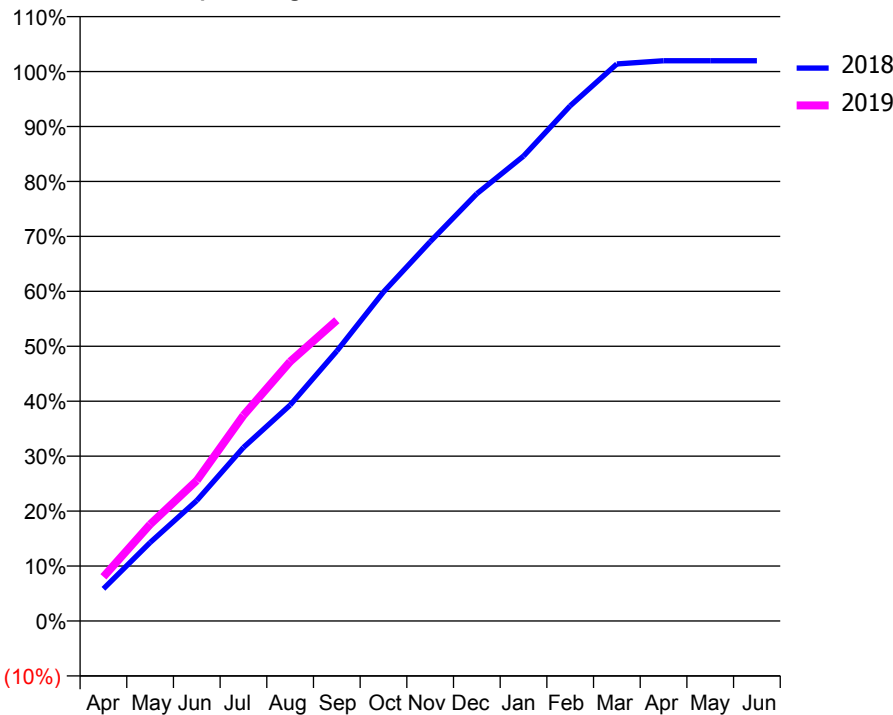
### ACCESS\*

Patients seen in 24 months	Total	Change since previous quarter
Quarter ending September 2017	2,677	
Quarter ending December 2017	2,688	→
Quarter ending March 2018	2,698	→
Quarter ending June 2018	2,703	→
Quarter ending September 2018	2,712	→
<b>Variance since September 2017</b>	<b>1.3%</b>	<b>→</b>



### ACTIVITY

Cumulative percentage of contracted UDA delivered 2018 & 2019



Month	Adjusted Scheduled Activity (UDA)	
	2018	2019
April	469	645
May	1,145	1,409
June	1,757	2,049
July	2,532	3,002
August	3,151	3,784
September	3,939	4,389
October	4,800	
November	5,534	
December	6,235	
January	6,782	
February	7,516	
March	8,127	
April	8,173	
May	8,173	
June	8,173	

### QUALITY

	Quantity	Base Number	Contract	AT	Region	England
% of FP17s for the same patient ID Re-attending within 3 months - Children	62	629	9.9%	9.4%	11.4%	11.6%
% of FP17s for the same patient ID Re-attending within 3 months - Adults	280	2,151	13.0%	13.8%	15.0%	15.5%
% of FP17s for the same patient ID Re-attending between 3 & 9 months - Children	477	629	75.8%	61.4%	59.9%	58.8%
% of FP17s for the same patient ID Re-attending between 3 & 9 months - Adults	1,630	2,151	75.8%	52.7%	52.0%	51.1%
% of FP17s for Band 1 Urgent Courses	104	2,738	3.8%	7.6%	8.0%	9.0%
% of FP17s Relating to Free Repair or Replacements	4	2,738	0.1%	0.8%	0.8%	0.8%
% of FP17s Relating to Continuations	14	2,738	0.5%	0.9%	0.9%	0.9%
% of Patients satisfied with the dentistry they have received	0	0	N/A	93.3%	93.5%	93.3%
% of Patients satisfied with the time they had to wait for an appointment	0	0	N/A	86.3%	89.1%	88.9%

\* This is based on patients treated on this contract for their most recent course of treatment. Figures in italics indicate the base number of FP17s or Patient Questionnaire responses are less than 100. N/A is shown where the base number of responses is less than 10 during the period. % is calculated as Quantity/Base number\*100



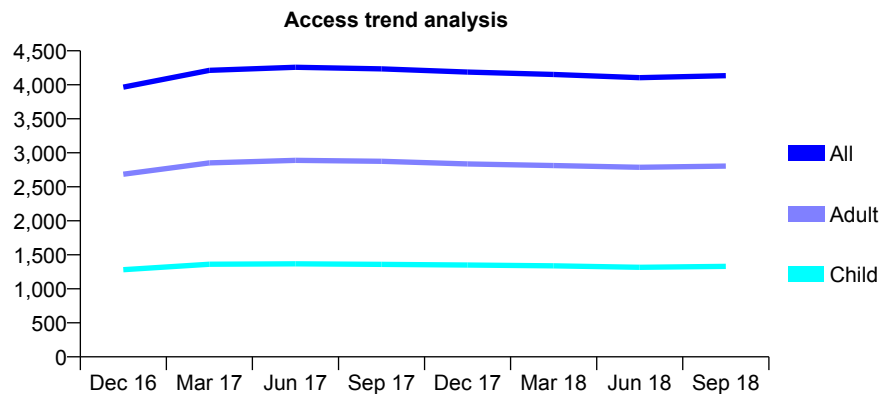
## Q59 - Vital Signs At a Glance Contract Report for 750115/0001 - September 2018

Name or company name	MR H CHOTAI
Contract type name	GDS Contract
Purpose of contract	General
Contract start date	01/04/2006
Contract end date	

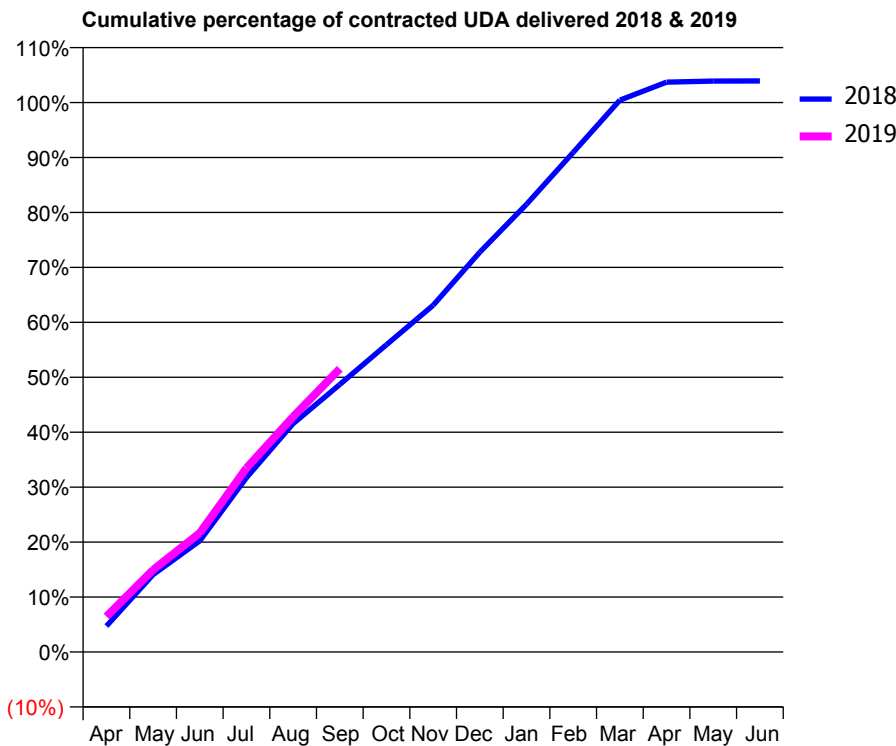
18/19 Contracted general activity (UDA)	9,039
Carry forward general activity (UDA)	-181
18/19 Contracted orthodontic activity (UOA)	0
Carry forward orthodontic activity (UOA)	0
Baseline contract value	£208,341.32

### ACCESS\*

Patients seen in 24 months	Total	Change since previous quarter
Quarter ending September 2017	4,234	
Quarter ending December 2017	4,187	↓
Quarter ending March 2018	4,152	→
Quarter ending June 2018	4,105	↓
Quarter ending September 2018	4,135	→
<b>Variance since September 2017</b>	<b>(2.3%)</b>	<b>↓</b>



### ACTIVITY



Month	Adjusted Scheduled Activity (UDA)	
	2018	2019
April	427	586
May	1,274	1,353
June	1,829	1,958
July	2,868	3,025
August	3,757	3,871
September	4,401	4,660
October	5,054	
November	5,704	
December	6,576	
January	7,365	
February	8,218	
March	9,078	
April	9,374	
May	9,392	
June	9,393	

### QUALITY

	Quantity	Base Number	Contract	AT	Region	England
% of FP17s for the same patient ID Re-attending within 3 months - Children	99	1,232	8.0%	9.4%	11.4%	11.6%
% of FP17s for the same patient ID Re-attending within 3 months - Adults	244	2,124	11.5%	13.8%	15.0%	15.5%
% of FP17s for the same patient ID Re-attending between 3 & 9 months - Children	873	1,232	70.9%	61.4%	59.9%	58.8%
% of FP17s for the same patient ID Re-attending between 3 & 9 months - Adults	1,323	2,124	62.3%	52.7%	52.0%	51.1%
% of FP17s for Band 1 Urgent Courses	129	2,605	5.0%	7.6%	8.0%	9.0%
% of FP17s Relating to Free Repair or Replacements	12	2,605	0.5%	0.8%	0.8%	0.8%
% of FP17s Relating to Continuations	13	2,605	0.5%	0.9%	0.9%	0.9%
% of Patients satisfied with the dentistry they have received	5	5	N/A	93.3%	93.5%	93.3%
% of Patients satisfied with the time they had to wait for an appointment	4	5	N/A	86.3%	89.1%	88.9%

\* This is based on patients treated on this contract for their most recent course of treatment. Figures in italics indicate the base number of FP17s or Patient Questionnaire responses are less than 100. N/A is shown where the base number of responses is less than 10 during the period. % is calculated as Quantity/Base number\*100

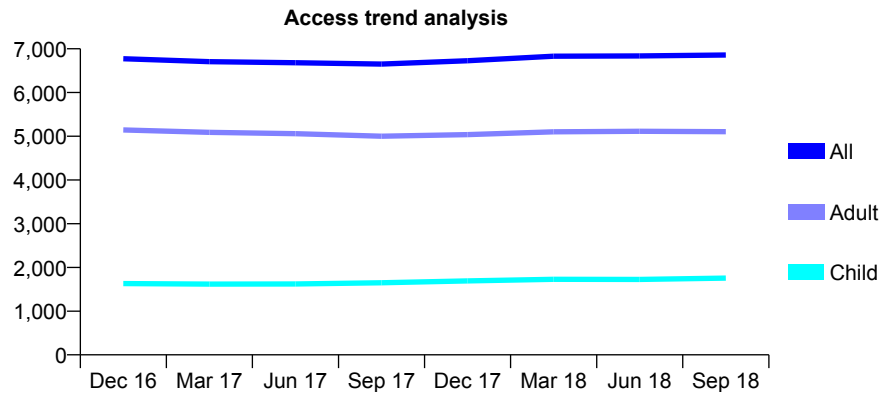
## Q59 - Vital Signs At a Glance Contract Report for 751146/0001 - September 2018

Name or company name	MR MB VADHER
Contract type name	GDS Contract
Purpose of contract	General
Contract start date	01/04/2006
Contract end date	

18/19 Contracted general activity (UDA)	17,749
Carry forward general activity (UDA)	-355
18/19 Contracted orthodontic activity (UOA)	0
Carry forward orthodontic activity (UOA)	0
Baseline contract value	£451,449.22

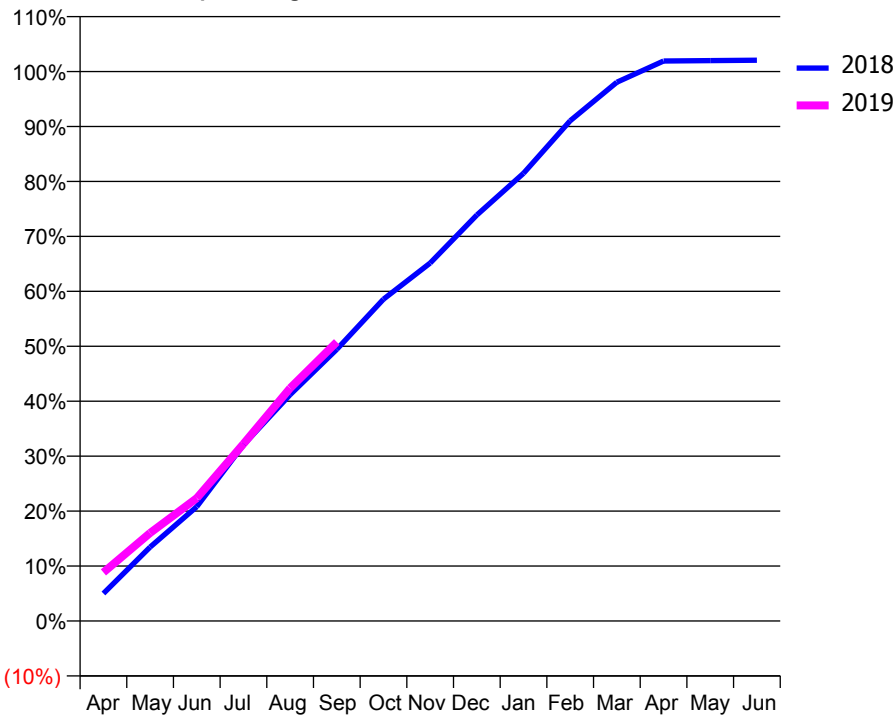
### ACCESS\*

Patients seen in 24 months	Total	Change since previous quarter
Quarter ending September 2017	6,652	
Quarter ending December 2017	6,728	→
Quarter ending March 2018	6,830	→
Quarter ending June 2018	6,838	→
Quarter ending September 2018	6,857	→
<b>Variance since September 2017</b>	<b>3.1%</b>	<b>↑</b>



### ACTIVITY

Cumulative percentage of contracted UDA delivered 2018 & 2019



Month	Adjusted Scheduled Activity (UDA)	
	2018	2019
April	891	1,570
May	2,389	2,845
June	3,694	3,969
July	5,688	5,724
August	7,310	7,522
September	8,774	9,013
October	10,394	
November	11,562	
December	13,111	
January	14,459	
February	16,158	
March	17,404	
April	18,086	
May	18,100	
June	18,114	

### QUALITY

	Quantity	Base Number	Contract	AT	Region	England
% of FP17s for the same patient ID Re-attending within 3 months - Children	42	1,355	3.1%	9.4%	11.4%	11.6%
% of FP17s for the same patient ID Re-attending within 3 months - Adults	202	2,875	7.0%	13.8%	15.0%	15.5%
% of FP17s for the same patient ID Re-attending between 3 & 9 months - Children	930	1,355	68.6%	61.4%	59.9%	58.8%
% of FP17s for the same patient ID Re-attending between 3 & 9 months - Adults	872	2,875	30.3%	52.7%	52.0%	51.1%
% of FP17s for Band 1 Urgent Courses	39	3,931	1.0%	7.6%	8.0%	9.0%
% of FP17s Relating to Free Repair or Replacements	7	3,931	0.2%	0.8%	0.8%	0.8%
% of FP17s Relating to Continuations	21	3,931	0.5%	0.9%	0.9%	0.9%
% of Patients satisfied with the dentistry they have received	2	2	N/A	93.3%	93.5%	93.3%
% of Patients satisfied with the time they had to wait for an appointment	2	2	N/A	86.3%	89.1%	88.9%

\* This is based on patients treated on this contract for their most recent course of treatment. Figures in italics indicate the base number of FP17s or Patient Questionnaire responses are less than 100. N/A is shown where the base number of responses is less than 10 during the period. % is calculated as Quantity/Base number\*100

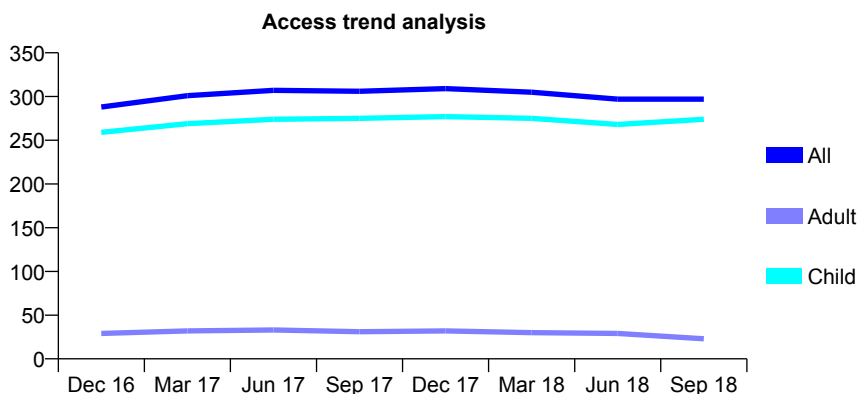
## Q59 - Vital Signs At a Glance Contract Report for 752231/0001 - September 2018

Name or company name	Dr R Janjua and Dr H Mehboob
Contract type name	GDS Contract
Purpose of contract	General
Contract start date	01/04/2006
Contract end date	

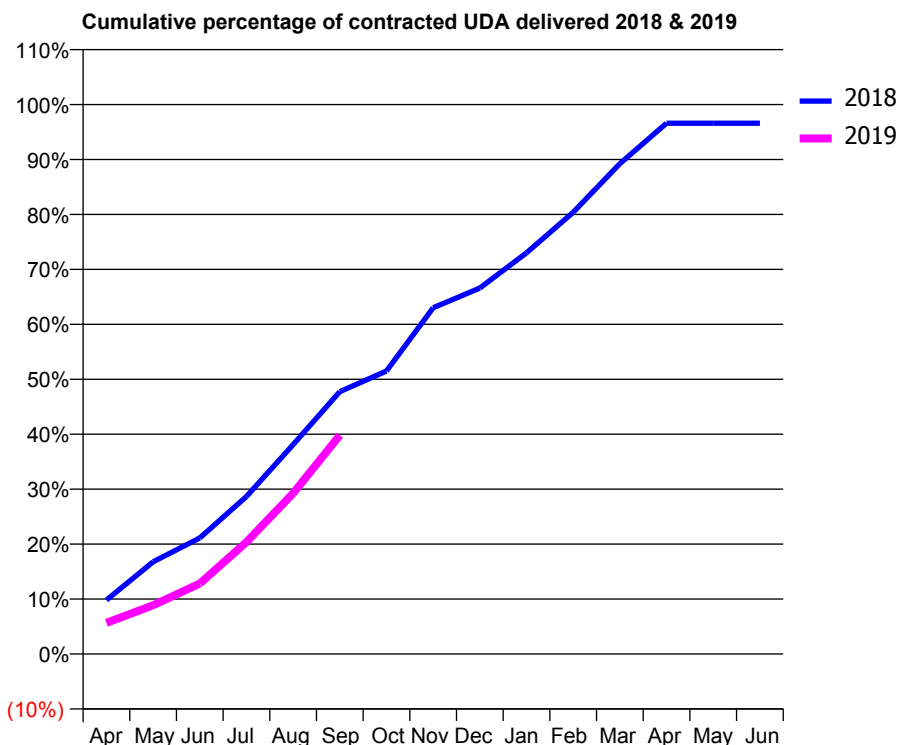
18/19 Contracted general activity (UDA)	530
Carry forward general activity (UDA)	18
18/19 Contracted orthodontic activity (UOA)	0
Carry forward orthodontic activity (UOA)	0
Baseline contract value	£11,428.88

### ACCESS\*

Patients seen in 24 months	Total	Change since previous quarter
Quarter ending September 2017	306	
Quarter ending December 2017	309	→
Quarter ending March 2018	305	↓
Quarter ending June 2018	297	↓
Quarter ending September 2018	297	→
<b>Variance since September 2017</b>	<b>(2.9%)</b>	<b>↓</b>



### ACTIVITY



Adjusted Scheduled Activity (UDA)		
Month	2018	2019
April	52	30
May	89	47
June	112	68
July	152	108
August	202	155
September	253	211
October	273	
November	334	
December	353	
January	387	
February	426	
March	473	
April	512	
May	512	
June	512	

### QUALITY

	Quantity	Base Number	Contract	AT	Region	England
% of FP17s for the same patient ID Re-attending within 3 months - Children	6	221	2.7%	9.4%	11.4%	11.6%
% of FP17s for the same patient ID Re-attending within 3 months - Adults	0	2	0.0%	13.8%	15.0%	15.5%
% of FP17s for the same patient ID Re-attending between 3 & 9 months - Children	134	221	60.6%	61.4%	59.9%	58.8%
% of FP17s for the same patient ID Re-attending between 3 & 9 months - Adults	1	2	50.0%	52.7%	52.0%	51.1%
% of FP17s for Band 1 Urgent Courses	1	192	0.5%	7.6%	8.0%	9.0%
% of FP17s Relating to Free Repair or Replacements	0	192	0.0%	0.8%	0.8%	0.8%
% of FP17s Relating to Continuations	0	192	0.0%	0.9%	0.9%	0.9%
% of Patients satisfied with the dentistry they have received	0	0	N/A	93.3%	93.5%	93.3%
% of Patients satisfied with the time they had to wait for an appointment	0	0	N/A	86.3%	89.1%	88.9%

\* This is based on patients treated on this contract for their most recent course of treatment. Figures in italics indicate the base number of FP17s or Patient Questionnaire responses are less than 100. N/A is shown where the base number of responses is less than 10 during the period. % is calculated as Quantity/Base number\*100

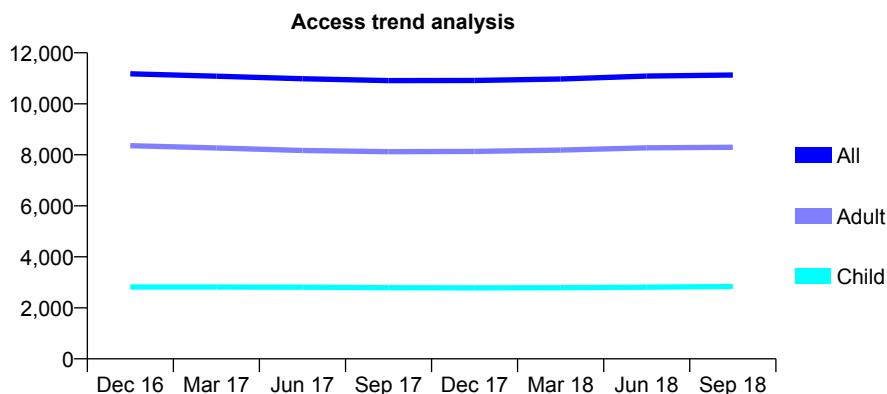
## Q59 - Vital Signs At a Glance Contract Report for 763438/0001 - September 2018

Name or company name	MR M SALEEM
Contract type name	GDS Contract
Purpose of contract	General
Contract start date	01/04/2006
Contract end date	

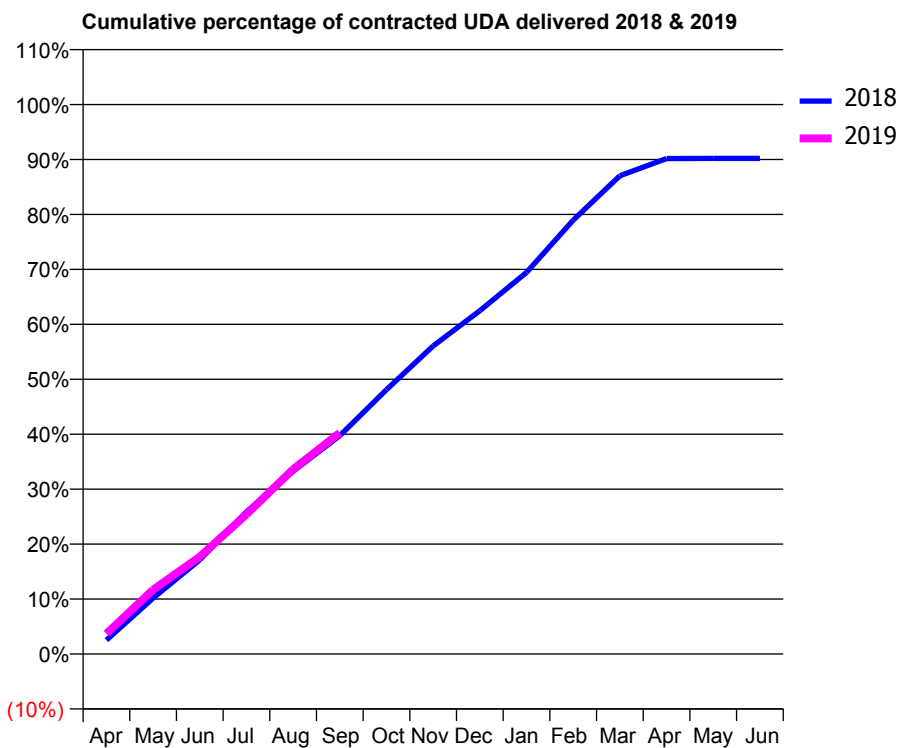
18/19 Contracted general activity (UDA)	34,153
Carry forward general activity (UDA)	0
18/19 Contracted orthodontic activity (UOA)	0
Carry forward orthodontic activity (UOA)	0
Baseline contract value	£761,406.68

### ACCESS\*

Patients seen in 24 months	Total	Change since previous quarter
Quarter ending September 2017	10,912	
Quarter ending December 2017	10,917	→
Quarter ending March 2018	10,975	→
Quarter ending June 2018	11,090	→
Quarter ending September 2018	11,131	→
<b>Variance since September 2017</b>	<b>2.0%</b>	<b>↑</b>



### ACTIVITY



Month	Adjusted Scheduled Activity (UDA)	
	2018	2019
April	869	1,261
May	3,480	3,999
June	5,858	6,048
July	8,841	8,684
August	11,360	11,487
September	13,571	13,756
October	16,432	
November	19,151	
December	21,338	
January	23,713	
February	26,961	
March	29,721	
April	30,792	
May	30,798	
June	30,799	

### QUALITY

	Quantity	Base Number	Contract	AT	Region	England
% of FP17s for the same patient ID Re-attending within 3 months - Children	103	2,141	4.8%	9.4%	11.4%	11.6%
% of FP17s for the same patient ID Re-attending within 3 months - Adults	919	6,862	13.4%	13.8%	15.0%	15.5%
% of FP17s for the same patient ID Re-attending between 3 & 9 months - Children	1,316	2,141	61.5%	61.4%	59.9%	58.8%
% of FP17s for the same patient ID Re-attending between 3 & 9 months - Adults	4,229	6,862	61.6%	52.7%	52.0%	51.1%
% of FP17s for Band 1 Urgent Courses	546	8,463	6.5%	7.6%	8.0%	9.0%
% of FP17s Relating to Free Repair or Replacements	114	8,463	1.3%	0.8%	0.8%	0.8%
% of FP17s Relating to Continuations	77	8,463	0.9%	0.9%	0.9%	0.9%
% of Patients satisfied with the dentistry they have received	12	12	100.0%	93.3%	93.5%	93.3%
% of Patients satisfied with the time they had to wait for an appointment	11	12	91.7%	86.3%	89.1%	88.9%

\* This is based on patients treated on this contract for their most recent course of treatment. Figures in italics indicate the base number of FP17s or Patient Questionnaire responses are less than 100. N/A is shown where the base number of responses is less than 10 during the period. % is calculated as Quantity/Base number\*100

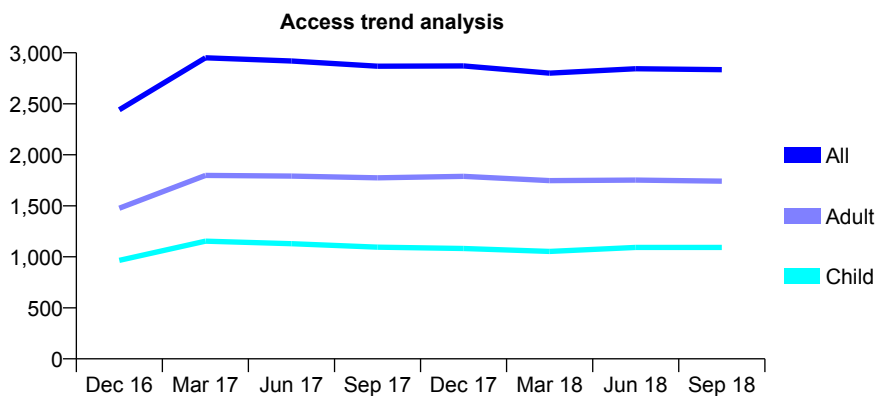
## Q59 - Vital Signs At a Glance Contract Report for 764817/0001 - September 2018

Name or company name	MISS A GOHIL
Contract type name	GDS Contract
Purpose of contract	General
Contract start date	01/09/2008
Contract end date	

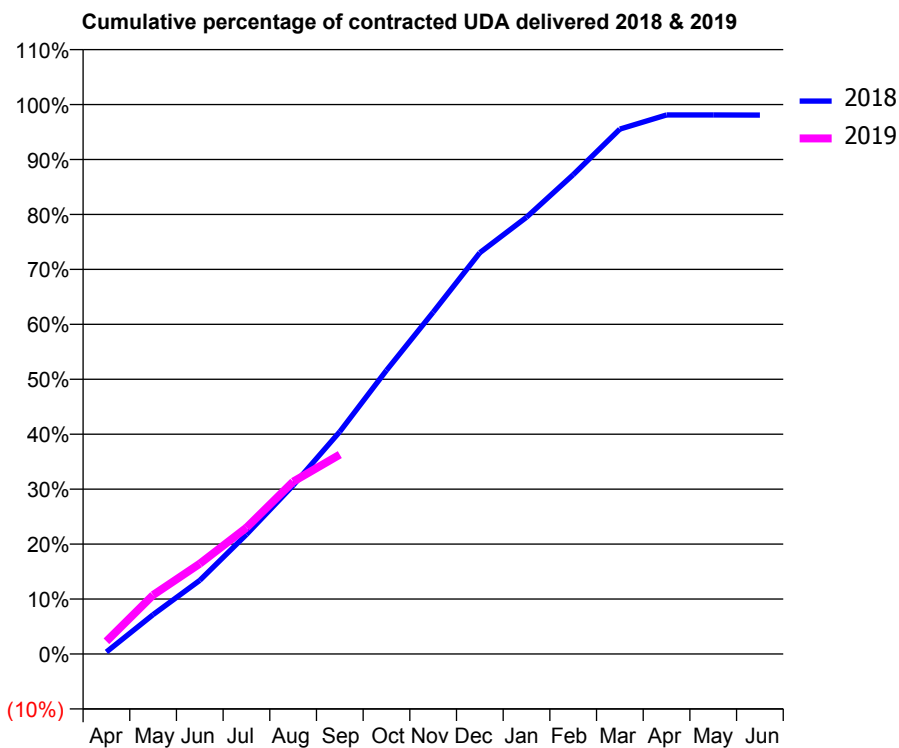
18/19 Contracted general activity (UDA)	8,985
Carry forward general activity (UDA)	174
18/19 Contracted orthodontic activity (UOA)	0
Carry forward orthodontic activity (UOA)	0
Baseline contract value	£206,659.25

### ACCESS\*

Patients seen in 24 months	Total	Change since previous quarter
Quarter ending September 2017	2,869	
Quarter ending December 2017	2,871	→
Quarter ending March 2018	2,800	↓
Quarter ending June 2018	2,844	→
Quarter ending September 2018	2,834	→
<b>Variance since September 2017</b>	<b>(1.2%)</b>	<b>↓</b>



### ACTIVITY



Month	Adjusted Scheduled Activity (UDA)	
	2018	2019
April	34	208
May	645	966
June	1,206	1,476
July	1,955	2,065
August	2,756	2,817
September	3,635	3,260
October	4,639	
November	5,590	
December	6,561	
January	7,142	
February	7,838	
March	8,584	
April	8,814	
May	8,814	
June	8,811	

### QUALITY

	Quantity	Base Number	Contract	AT	Region	England
% of FP17s for the same patient ID Re-attending within 3 months - Children	48	755	6.4%	9.4%	11.4%	11.6%
% of FP17s for the same patient ID Re-attending within 3 months - Adults	160	995	16.1%	13.8%	15.0%	15.5%
% of FP17s for the same patient ID Re-attending between 3 & 9 months - Children	446	755	59.1%	61.4%	59.9%	58.8%
% of FP17s for the same patient ID Re-attending between 3 & 9 months - Adults	537	995	54.0%	52.7%	52.0%	51.1%
% of FP17s for Band 1 Urgent Courses	86	1,662	5.2%	7.6%	8.0%	9.0%
% of FP17s Relating to Free Repair or Replacements	7	1,662	0.4%	0.8%	0.8%	0.8%
% of FP17s Relating to Continuations	4	1,662	0.2%	0.9%	0.9%	0.9%
% of Patients satisfied with the dentistry they have received	3	3	N/A	93.3%	93.5%	93.3%
% of Patients satisfied with the time they had to wait for an appointment	3	3	N/A	86.3%	89.1%	88.9%

\* This is based on patients treated on this contract for their most recent course of treatment. Figures in italics indicate the base number of FP17s or Patient Questionnaire responses are less than 100. N/A is shown where the base number of responses is less than 10 during the period. % is calculated as Quantity/Base number\*100

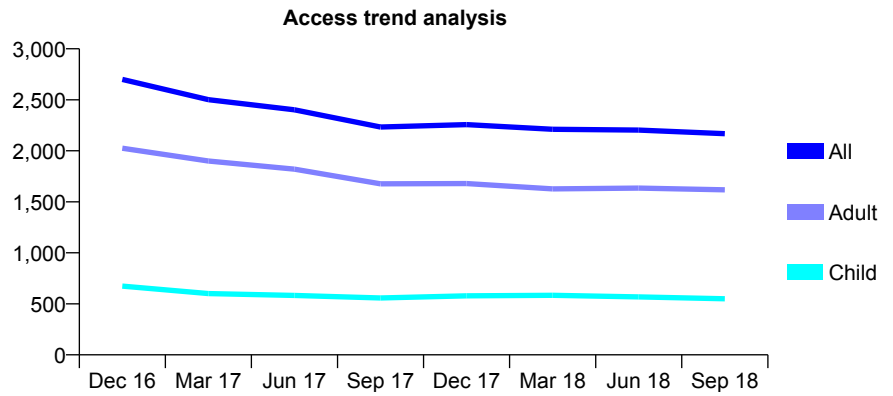
## Q59 - Vital Signs At a Glance Contract Report for 766275/0001 - September 2018

Name or company name	MR CV MARU
Contract type name	GDS Contract
Purpose of contract	General
Contract start date	01/04/2006
Contract end date	

18/19 Contracted general activity (UDA)	5,414
Carry forward general activity (UDA)	0
18/19 Contracted orthodontic activity (UOA)	0
Carry forward orthodontic activity (UOA)	0
Baseline contract value	£151,261.73

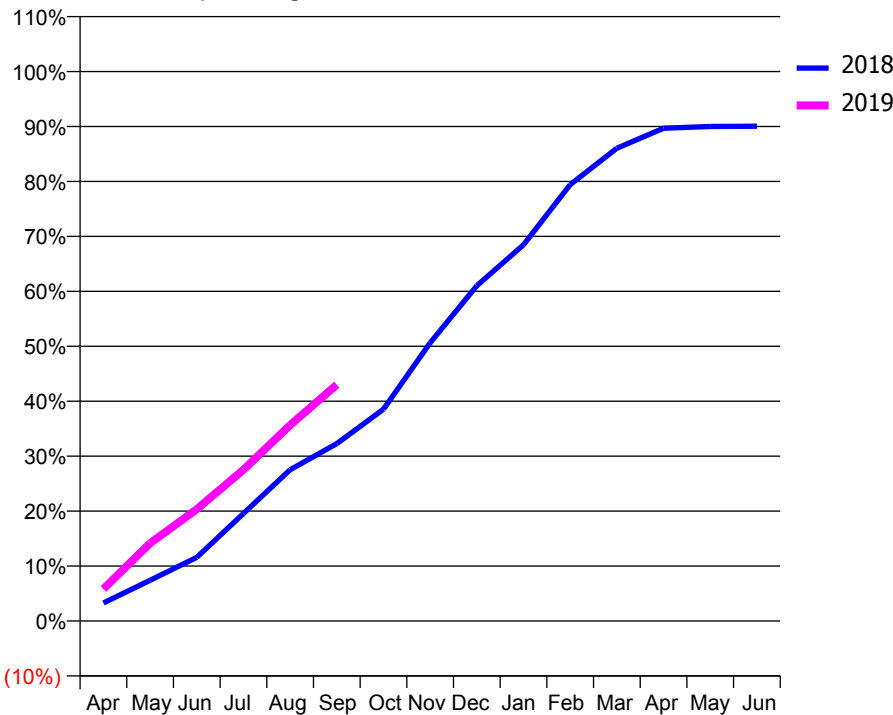
### ACCESS\*

Patients seen in 24 months	Total	Change since previous quarter
Quarter ending September 2017	2,233	
Quarter ending December 2017	2,257	→
Quarter ending March 2018	2,211	↓
Quarter ending June 2018	2,203	→
Quarter ending September 2018	2,168	↓
<b>Variance since September 2017</b>	<b>(2.9%)</b>	<b>↓</b>



### ACTIVITY

Cumulative percentage of contracted UDA delivered 2018 & 2019



Month	Adjusted Scheduled Activity (UDA)	
	2018	2019
April	177	316
May	402	767
June	628	1,101
July	1,059	1,491
August	1,490	1,930
September	1,748	2,329
October	2,087	
November	2,742	
December	3,303	
January	3,706	
February	4,299	
March	4,658	
April	4,855	
May	4,872	
June	4,875	

### QUALITY

	Quantity	Base Number	Contract	AT	Region	England
% of FP17s for the same patient ID Re-attending within 3 months - Children	39	454	8.6%	9.4%	11.4%	11.6%
% of FP17s for the same patient ID Re-attending within 3 months - Adults	171	1,359	12.6%	13.8%	15.0%	15.5%
% of FP17s for the same patient ID Re-attending between 3 & 9 months - Children	305	454	67.2%	61.4%	59.9%	58.8%
% of FP17s for the same patient ID Re-attending between 3 & 9 months - Adults	891	1,359	65.6%	52.7%	52.0%	51.1%
% of FP17s for Band 1 Urgent Courses	84	1,284	6.5%	7.6%	8.0%	9.0%
% of FP17s Relating to Free Repair or Replacements	28	1,284	2.2%	0.8%	0.8%	0.8%
% of FP17s Relating to Continuations	2	1,284	0.2%	0.9%	0.9%	0.9%
% of Patients satisfied with the dentistry they have received	1	1	N/A	93.3%	93.5%	93.3%
% of Patients satisfied with the time they had to wait for an appointment	1	1	N/A	86.3%	89.1%	88.9%

\* This is based on patients treated on this contract for their most recent course of treatment. Figures in italics indicate the base number of FP17s or Patient Questionnaire responses are less than 100. N/A is shown where the base number of responses is less than 10 during the period. % is calculated as Quantity/Base number\*100

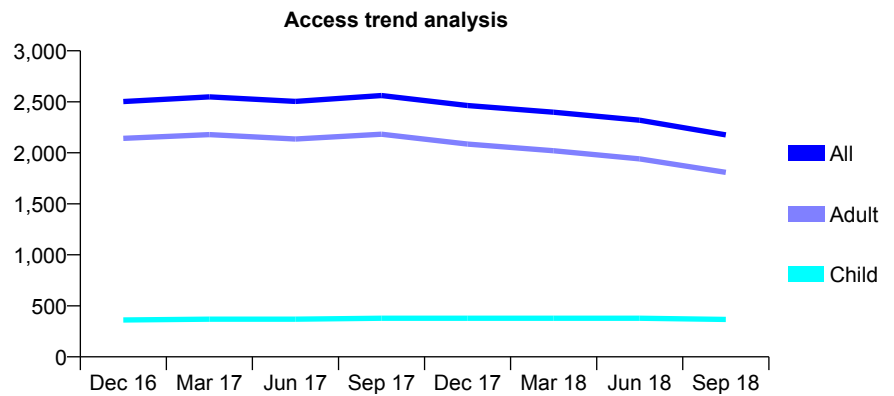
## Q59 - Vital Signs At a Glance Contract Report for 774677/0001 - September 2018

Name or company name	Mrs C Patel
Contract type name	GDS Contract
Purpose of contract	General
Contract start date	01/04/2006
Contract end date	

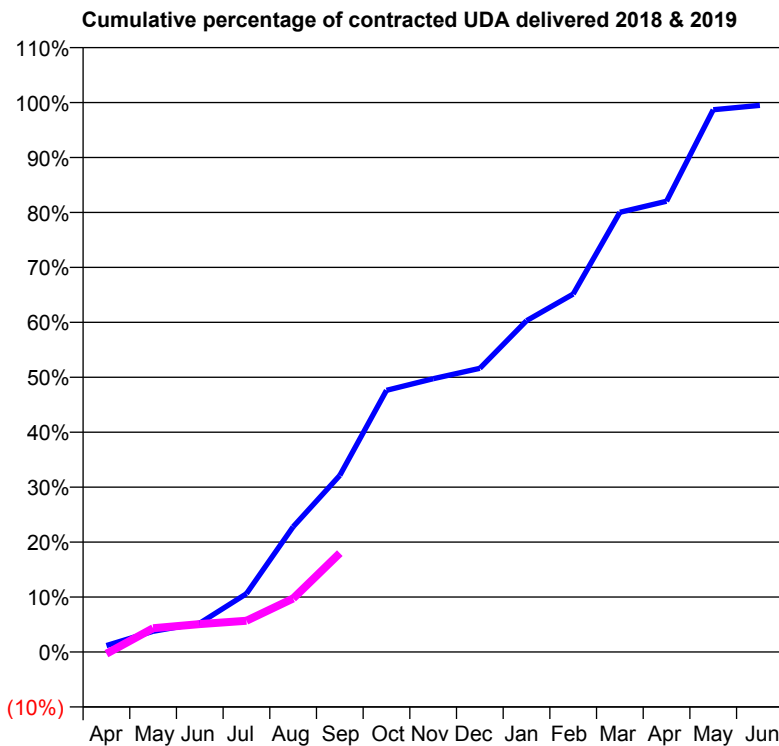
18/19 Contracted general activity (UDA)	7,072
Carry forward general activity (UDA)	37
18/19 Contracted orthodontic activity (UOA)	0
Carry forward orthodontic activity (UOA)	0
Baseline contract value	£127,029.29

### ACCESS\*

Patients seen in 24 months	Total	Change since previous quarter
Quarter ending September 2017	2,562	
Quarter ending December 2017	2,464	↓
Quarter ending March 2018	2,398	↓
Quarter ending June 2018	2,319	↓
Quarter ending September 2018	2,176	↓
<b>Variance since September 2017</b>	<b>(15.1%)</b>	<b>↓</b>



### ACTIVITY



Adjusted Scheduled Activity (UDA)		
Month	2018	2019
April	83	-23
May	268	306
June	371	359
July	751	402
August	1,612	689
September	2,272	1,273
October	3,368	
November	3,518	
December	3,651	
January	4,263	
February	4,608	
March	5,659	
April	5,801	
May	6,978	
June	7,035	

### QUALITY

	Quantity	Base Number	Contract	AT	Region	England
% of FP17s for the same patient ID Re-attending within 3 months - Children	16	188	8.5%	9.4%	11.4%	11.6%
% of FP17s for the same patient ID Re-attending within 3 months - Adults	101	637	15.9%	13.8%	15.0%	15.5%
% of FP17s for the same patient ID Re-attending between 3 & 9 months - Children	108	188	57.4%	61.4%	59.9%	58.8%
% of FP17s for the same patient ID Re-attending between 3 & 9 months - Adults	257	637	40.3%	52.7%	52.0%	51.1%
% of FP17s for Band 1 Urgent Courses	60	424	14.2%	7.6%	8.0%	9.0%
% of FP17s Relating to Free Repair or Replacements	5	424	1.2%	0.8%	0.8%	0.8%
% of FP17s Relating to Continuations	0	424	0.0%	0.9%	0.9%	0.9%
% of Patients satisfied with the dentistry they have received	7	8	N/A	93.3%	93.5%	93.3%
% of Patients satisfied with the time they had to wait for an appointment	7	8	N/A	86.3%	89.1%	88.9%

\* This is based on patients treated on this contract for their most recent course of treatment. Figures in italics indicate the base number of FP17s or Patient Questionnaire responses are less than 100. N/A is shown where the base number of responses is less than 10 during the period. % is calculated as Quantity/Base number\*100

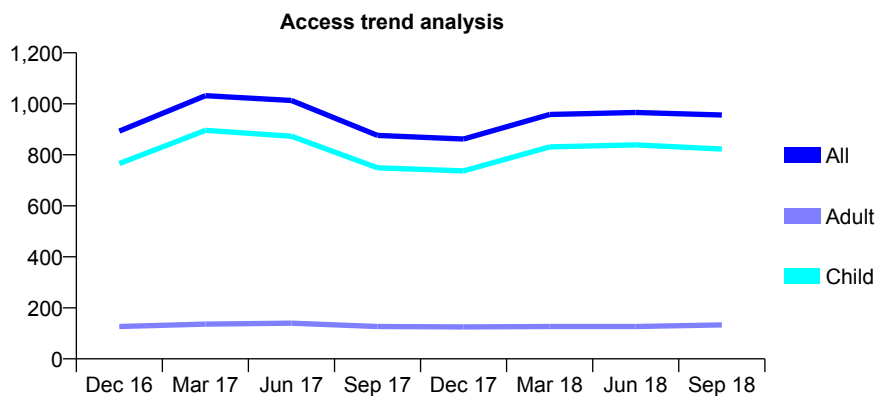
## Q59 - Vital Signs At a Glance Contract Report for 787930/0001 - September 2018

Name or company name	MISS G DENTITH
Contract type name	GDS Contract
Purpose of contract	General
Contract start date	02/08/2013
Contract end date	

18/19 Contracted general activity (UDA)	2,400
Carry forward general activity (UDA)	-48
18/19 Contracted orthodontic activity (UOA)	0
Carry forward orthodontic activity (UOA)	0
Baseline contract value	£87,833.77

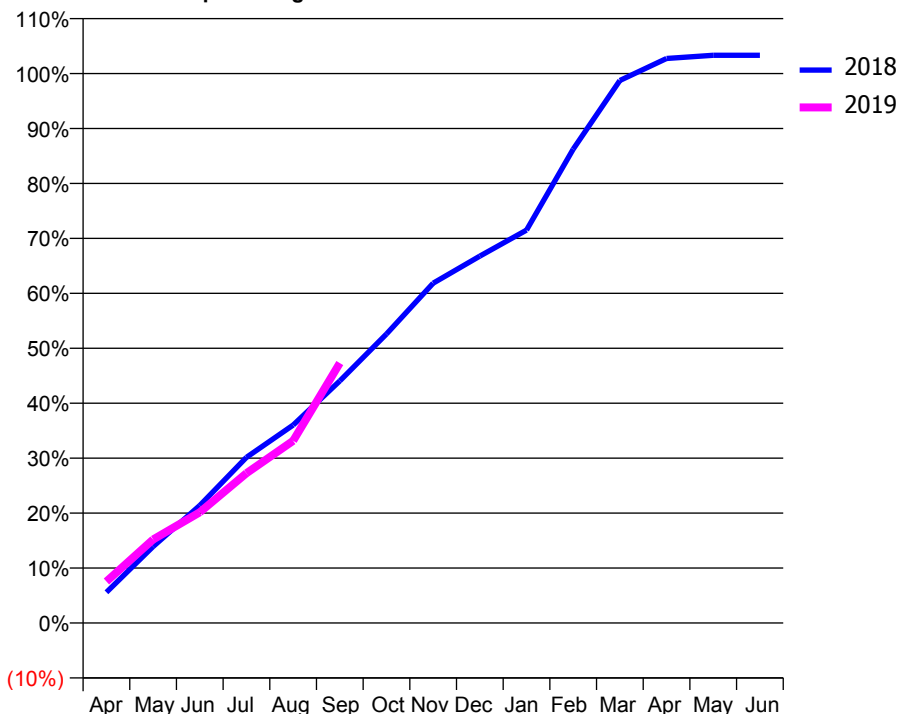
### ACCESS\*

Patients seen in 24 months	Total	Change since previous quarter
Quarter ending September 2017	876	
Quarter ending December 2017	862	↓
Quarter ending March 2018	958	↑
Quarter ending June 2018	966	→
Quarter ending September 2018	956	↓
<b>Variance since September 2017</b>	<b>9.1%</b>	<b>↑</b>



### ACTIVITY

Cumulative percentage of contracted UDA delivered 2018 & 2019



Month	Adjusted Scheduled Activity (UDA)	
	2018	2019
April	134	182
May	334	365
June	513	484
July	723	654
August	864	796
September	1,058	1,135
October	1,262	
November	1,484	
December	1,602	
January	1,716	
February	2,070	
March	2,369	
April	2,466	
May	2,480	
June	2,480	

### QUALITY

	Quantity	Base Number	Contract	AT	Region	England
% of FP17s for the same patient ID Re-attending within 3 months - Children	27	662	4.1%	9.4%	11.4%	11.6%
% of FP17s for the same patient ID Re-attending within 3 months - Adults	4	40	10.0%	13.8%	15.0%	15.5%
% of FP17s for the same patient ID Re-attending between 3 & 9 months - Children	410	662	61.9%	61.4%	59.9%	58.8%
% of FP17s for the same patient ID Re-attending between 3 & 9 months - Adults	21	40	52.5%	52.7%	52.0%	51.1%
% of FP17s for Band 1 Urgent Courses	36	641	5.6%	7.6%	8.0%	9.0%
% of FP17s Relating to Free Repair or Replacements	0	641	0.0%	0.8%	0.8%	0.8%
% of FP17s Relating to Continuations	0	641	0.0%	0.9%	0.9%	0.9%
% of Patients satisfied with the dentistry they have received	1	1	N/A	93.3%	93.5%	93.3%
% of Patients satisfied with the time they had to wait for an appointment	1	1	N/A	86.3%	89.1%	88.9%

\* This is based on patients treated on this contract for their most recent course of treatment. Figures in italics indicate the base number of FP17s or Patient Questionnaire responses are less than 100. N/A is shown where the base number of responses is less than 10 during the period. % is calculated as Quantity/Base number\*100



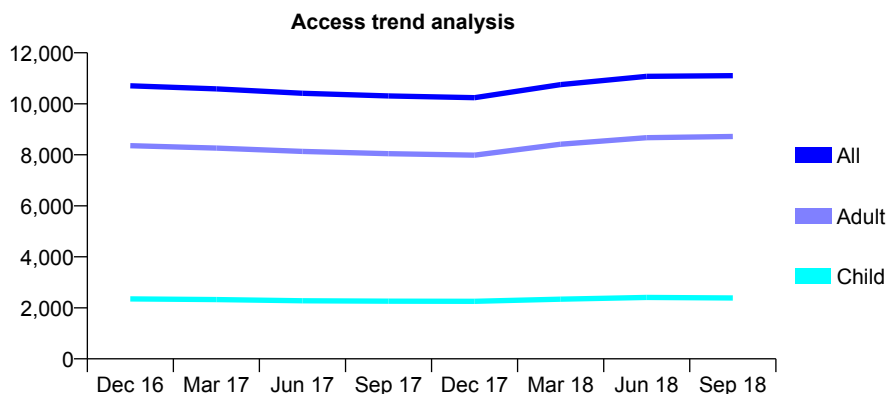
## Q59 - Vital Signs At a Glance Contract Report for 796964/0002 - September 2018

Name or company name	MR A SMITH
Contract type name	GDS Contract
Purpose of contract	General and Orthodontic
Contract start date	01/08/2014
Contract end date	

18/19 Contracted general activity (UDA)	33,500
Carry forward general activity (UDA)	0
18/19 Contracted orthodontic activity (UOA)	707
Carry forward orthodontic activity (UOA)	0
Baseline contract value	£945,450.81

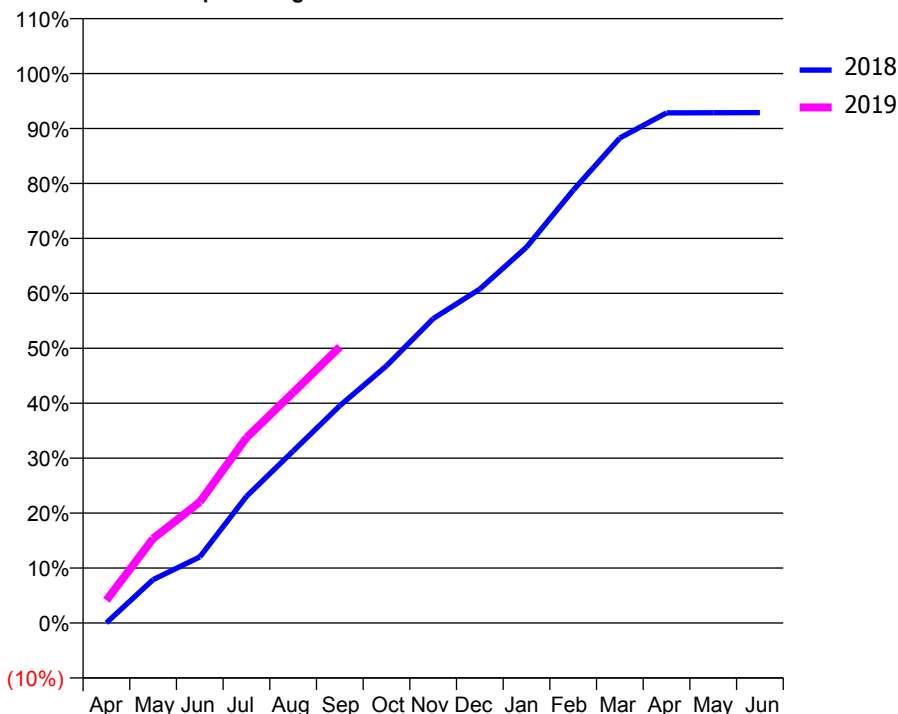
### ACCESS\*

Patients seen in 24 months	Total	Change since previous quarter
Quarter ending September 2017	10,310	
Quarter ending December 2017	10,243	→
Quarter ending March 2018	10,754	↑
Quarter ending June 2018	11,079	↑
Quarter ending September 2018	11,104	→
<b>Variance since September 2017</b>	<b>7.7%</b>	<b>↑</b>



### ACTIVITY

Cumulative percentage of contracted UDA delivered 2018 & 2019



Month	Adjusted Scheduled Activity (UDA)	
	2018	2019
April	13	1,383
May	2,646	5,146
June	4,032	7,374
July	7,719	11,297
August	10,485	14,052
September	13,247	16,832
October	15,677	
November	18,554	
December	20,357	
January	22,914	
February	26,385	
March	29,572	
April	31,098	
May	31,107	
June	31,117	

### QUALITY

	Quantity	Base Number	Contract	AT	Region	England
% of FP17s for the same patient ID Re-attending within 3 months - Children	179	2,129	8.4%	9.4%	11.4%	11.6%
% of FP17s for the same patient ID Re-attending within 3 months - Adults	1,305	7,990	16.3%	13.8%	15.0%	15.5%
% of FP17s for the same patient ID Re-attending between 3 & 9 months - Children	1,470	2,129	69.0%	61.4%	59.9%	58.8%
% of FP17s for the same patient ID Re-attending between 3 & 9 months - Adults	5,058	7,990	63.3%	52.7%	52.0%	51.1%
% of FP17s for Band 1 Urgent Courses	631	9,394	6.7%	7.6%	8.0%	9.0%
% of FP17s Relating to Free Repair or Replacements	254	9,394	2.7%	0.8%	0.8%	0.8%
% of FP17s Relating to Continuations	166	9,394	1.8%	0.9%	0.9%	0.9%
% of Patients satisfied with the dentistry they have received	3	4	N/A	93.3%	93.5%	93.3%
% of Patients satisfied with the time they had to wait for an appointment	3	4	N/A	86.3%	89.1%	88.9%

\* This is based on patients treated on this contract for their most recent course of treatment. Figures in italics indicate the base number of FP17s or Patient Questionnaire responses are less than 100. N/A is shown where the base number of responses is less than 10 during the period. % is calculated as Quantity/Base number\*100

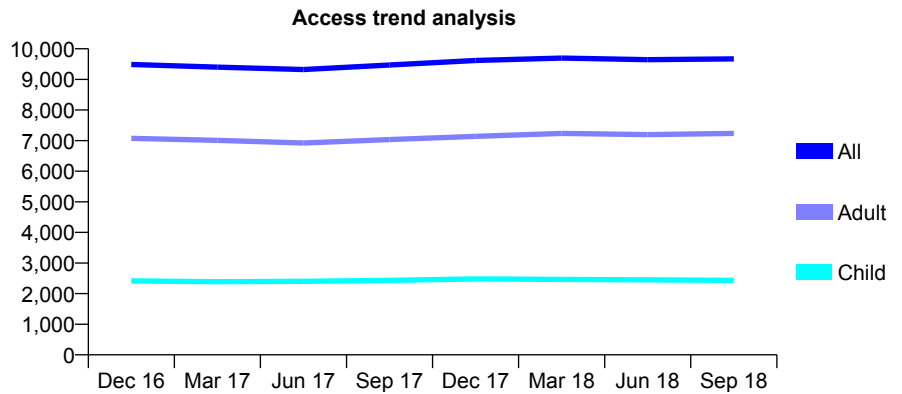
## Q59 - Vital Signs At a Glance Contract Report for 810886/0001 - September 2018

Name or company name	E Coyle, N Banton & R Bryant
Contract type name	GDS Contract
Purpose of contract	General
Contract start date	01/04/2006
Contract end date	

18/19 Contracted general activity (UDA)	25,717
Carry forward general activity (UDA)	122
18/19 Contracted orthodontic activity (UOA)	0
Carry forward orthodontic activity (UOA)	0
Baseline contract value	£563,214.10

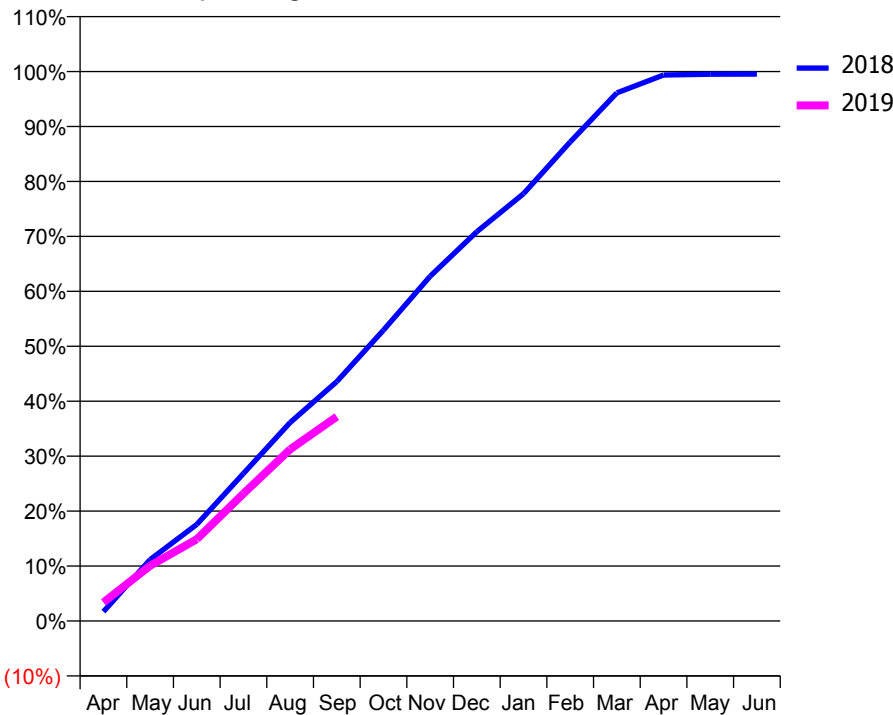
### ACCESS\*

Patients seen in 24 months	Total	Change since previous quarter
Quarter ending September 2017	9,469	
Quarter ending December 2017	9,620	→
Quarter ending March 2018	9,697	→
Quarter ending June 2018	9,647	→
Quarter ending September 2018	9,671	→
<b>Variance since September 2017</b>	<b>2.1%</b>	<b>↑</b>



### ACTIVITY

Cumulative percentage of contracted UDA delivered 2018 & 2019



Month	Adjusted Scheduled Activity (UDA)	
	2018	2019
April	443	874
May	2,875	2,588
June	4,523	3,826
July	6,908	5,964
August	9,290	8,034
September	11,203	9,561
October	13,617	
November	16,134	
December	18,217	
January	20,000	
February	22,417	
March	24,717	
April	25,552	
May	25,593	
June	25,595	

### QUALITY

	Quantity	Base Number	Contract	AT	Region	England
% of FP17s for the same patient ID Re-attending within 3 months - Children	121	1,885	6.4%	9.4%	11.4%	11.6%
% of FP17s for the same patient ID Re-attending within 3 months - Adults	532	4,934	10.8%	13.8%	15.0%	15.5%
% of FP17s for the same patient ID Re-attending between 3 & 9 months - Children	1,261	1,885	66.9%	61.4%	59.9%	58.8%
% of FP17s for the same patient ID Re-attending between 3 & 9 months - Adults	2,987	4,934	60.5%	52.7%	52.0%	51.1%
% of FP17s for Band 1 Urgent Courses	355	5,787	6.1%	7.6%	8.0%	9.0%
% of FP17s Relating to Free Repair or Replacements	53	5,787	0.9%	0.8%	0.8%	0.8%
% of FP17s Relating to Continuations	31	5,787	0.5%	0.9%	0.9%	0.9%
% of Patients satisfied with the dentistry they have received	4	5	N/A	93.3%	93.5%	93.3%
% of Patients satisfied with the time they had to wait for an appointment	5	5	N/A	86.3%	89.1%	88.9%

\* This is based on patients treated on this contract for their most recent course of treatment. Figures in italics indicate the base number of FP17s or Patient Questionnaire responses are less than 100. N/A is shown where the base number of responses is less than 10 during the period. % is calculated as Quantity/Base number\*100

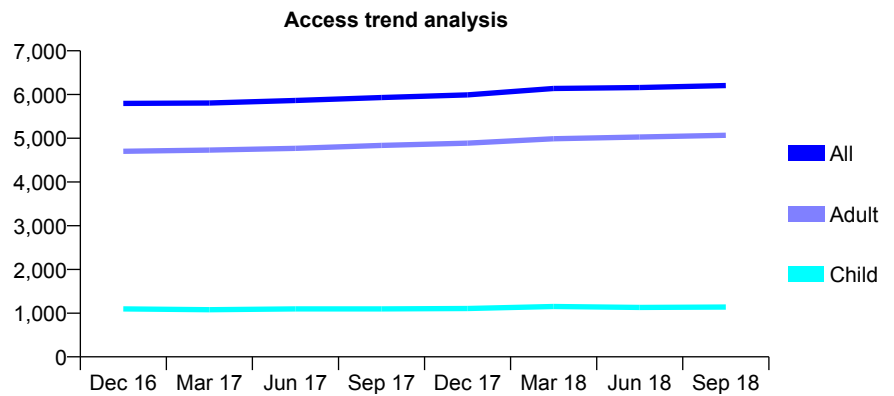
## Q59 - Vital Signs At a Glance Contract Report for 812692/0001 - September 2018

Name or company name	MR RD KIDY
Contract type name	GDS Contract
Purpose of contract	General and Orthodontic
Contract start date	01/04/2006
Contract end date	

18/19 Contracted general activity (UDA)	18,737
Carry forward general activity (UDA)	0
18/19 Contracted orthodontic activity (UOA)	467
Carry forward orthodontic activity (UOA)	0
Baseline contract value	£414,407.77

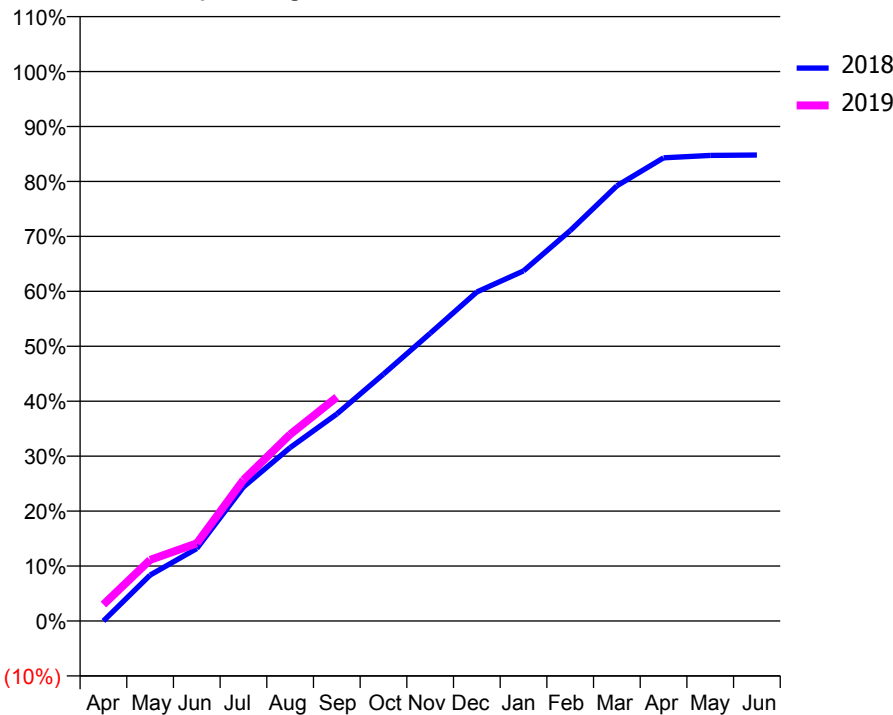
### ACCESS\*

Patients seen in 24 months	Total	Change since previous quarter
Quarter ending September 2017	5,932	
Quarter ending December 2017	5,993	→
Quarter ending March 2018	6,137	↑
Quarter ending June 2018	6,159	→
Quarter ending September 2018	6,206	→
<b>Variance since September 2017</b>	<b>4.6%</b>	<b>↑</b>



### ACTIVITY

Cumulative percentage of contracted UDA delivered 2018 & 2019



Month	Adjusted Scheduled Activity (UDA)	
	2018	2019
April	0	560
May	1,565	2,084
June	2,473	2,647
July	4,573	4,813
August	5,912	6,363
September	7,061	7,631
October	8,417	
November	9,809	
December	11,218	
January	11,936	
February	13,309	
March	14,837	
April	15,794	
May	15,875	
June	15,887	

### QUALITY

	Quantity	Base Number	Contract	AT	Region	England
% of FP17s for the same patient ID Re-attending within 3 months - Children	63	1,020	6.2%	9.4%	11.4%	11.6%
% of FP17s for the same patient ID Re-attending within 3 months - Adults	414	4,072	10.2%	13.8%	15.0%	15.5%
% of FP17s for the same patient ID Re-attending between 3 & 9 months - Children	637	1,020	62.5%	61.4%	59.9%	58.8%
% of FP17s for the same patient ID Re-attending between 3 & 9 months - Adults	2,444	4,072	60.0%	52.7%	52.0%	51.1%
% of FP17s for Band 1 Urgent Courses	237	4,513	5.3%	7.6%	8.0%	9.0%
% of FP17s Relating to Free Repair or Replacements	27	4,513	0.6%	0.8%	0.8%	0.8%
% of FP17s Relating to Continuations	22	4,513	0.5%	0.9%	0.9%	0.9%
% of Patients satisfied with the dentistry they have received	6	6	N/A	93.3%	93.5%	93.3%
% of Patients satisfied with the time they had to wait for an appointment	6	6	N/A	86.3%	89.1%	88.9%

\* This is based on patients treated on this contract for their most recent course of treatment. Figures in italics indicate the base number of FP17s or Patient Questionnaire responses are less than 100. N/A is shown where the base number of responses is less than 10 during the period. % is calculated as Quantity/Base number\*100

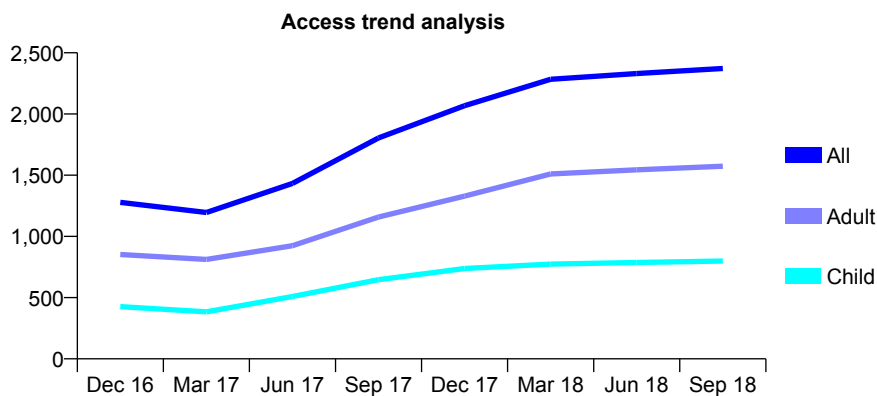
## Q59 - Vital Signs At a Glance Contract Report for 812811/0001 - September 2018

Name or company name	MRS S KAUR
Contract type name	GDS Contract
Purpose of contract	General
Contract start date	01/04/2006
Contract end date	

18/19 Contracted general activity (UDA)	7,982
Carry forward general activity (UDA)	-108
18/19 Contracted orthodontic activity (UOA)	0
Carry forward orthodontic activity (UOA)	0
Baseline contract value	£207,076.61

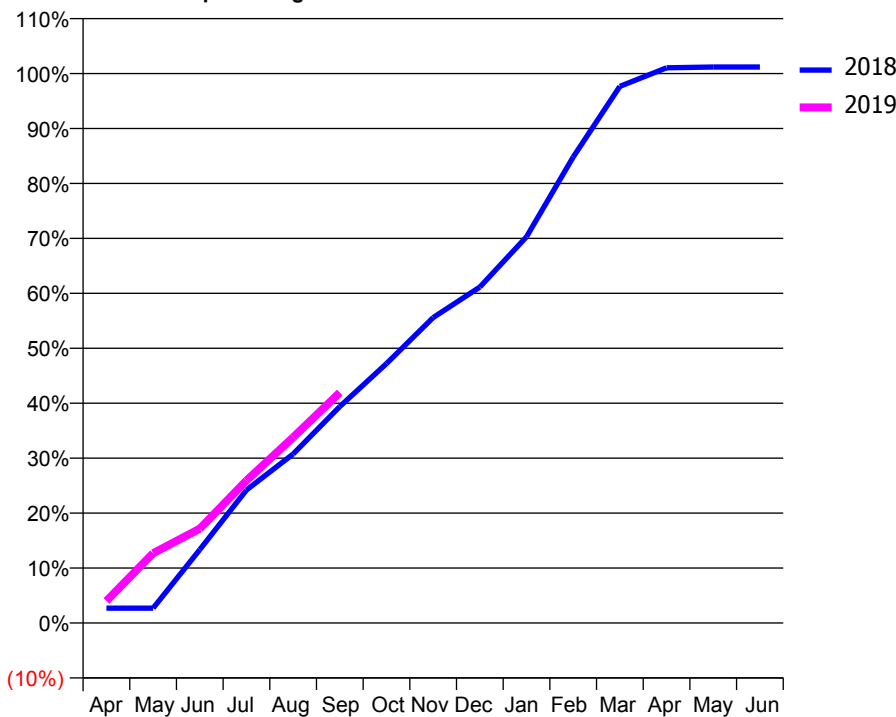
### ACCESS\*

Patients seen in 24 months	Total	Change since previous quarter
Quarter ending September 2017	1,805	
Quarter ending December 2017	2,068	↑
Quarter ending March 2018	2,284	↑
Quarter ending June 2018	2,331	↑
Quarter ending September 2018	2,372	→
<b>Variance since September 2017</b>	<b>31.4%</b>	<b>↑</b>



### ACTIVITY

Cumulative percentage of contracted UDA delivered 2018 & 2019



Adjusted Scheduled Activity (UDA)

Month	2018	2019
April	216	320
May	216	1,015
June	1,067	1,371
July	1,931	2,069
August	2,454	2,698
September	3,145	3,347
October	3,769	
November	4,437	
December	4,879	
January	5,611	
February	6,769	
March	7,795	
April	8,065	
May	8,077	
June	8,077	

### QUALITY

	Quantity	Base Number	Contract	AT	Region	England
% of FP17s for the same patient ID Re-attending within 3 months - Children	77	645	11.9%	9.4%	11.4%	11.6%
% of FP17s for the same patient ID Re-attending within 3 months - Adults	199	956	20.8%	13.8%	15.0%	15.5%
% of FP17s for the same patient ID Re-attending between 3 & 9 months - Children	404	645	62.6%	61.4%	59.9%	58.8%
% of FP17s for the same patient ID Re-attending between 3 & 9 months - Adults	457	956	47.8%	52.7%	52.0%	51.1%
% of FP17s for Band 1 Urgent Courses	162	1,446	11.2%	7.6%	8.0%	9.0%
% of FP17s Relating to Free Repair or Replacements	8	1,446	0.6%	0.8%	0.8%	0.8%
% of FP17s Relating to Continuations	3	1,446	0.2%	0.9%	0.9%	0.9%
% of Patients satisfied with the dentistry they have received	2	2	N/A	93.3%	93.5%	93.3%
% of Patients satisfied with the time they had to wait for an appointment	2	2	N/A	86.3%	89.1%	88.9%

\* This is based on patients treated on this contract for their most recent course of treatment. Figures in italics indicate the base number of FP17s or Patient Questionnaire responses are less than 100. N/A is shown where the base number of responses is less than 10 during the period. % is calculated as Quantity/Base number\*100

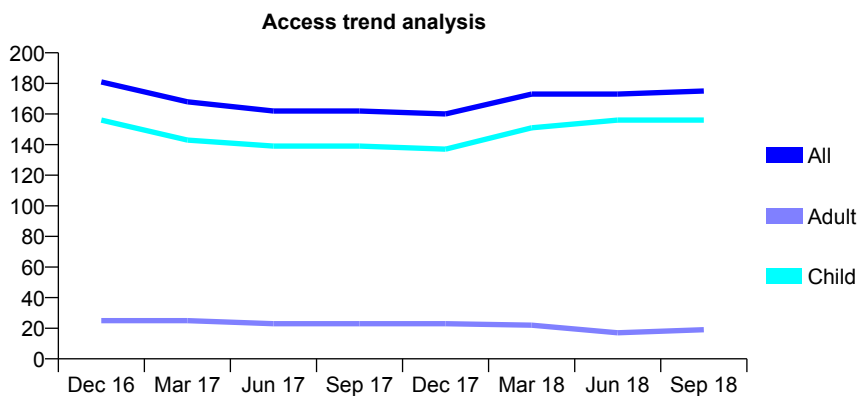
## Q59 - Vital Signs At a Glance Contract Report for 813907/0001 - September 2018

Name or company name	Dr R Janjua & Dr H Mehboob
Contract type name	GDS Contract
Purpose of contract	General
Contract start date	01/04/2006
Contract end date	

18/19 Contracted general activity (UDA)	400
Carry forward general activity (UDA)	-3
18/19 Contracted orthodontic activity (UOA)	0
Carry forward orthodontic activity (UOA)	0
Baseline contract value	£9,147.02

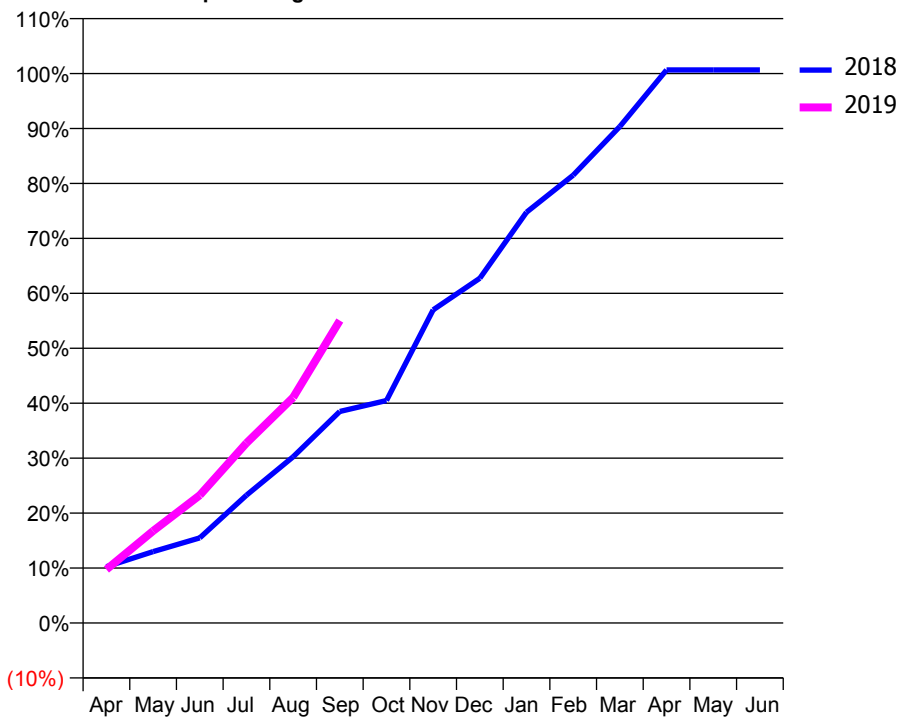
### ACCESS\*

Patients seen in 24 months	Total	Change since previous quarter
Quarter ending September 2017	162	
Quarter ending December 2017	160	↓
Quarter ending March 2018	173	↑
Quarter ending June 2018	173	→
Quarter ending September 2018	175	→
<b>Variance since September 2017</b>	<b>8.0%</b>	<b>↑</b>



### ACTIVITY

**Cumulative percentage of contracted UDA delivered 2018 & 2019**



Month	Adjusted Scheduled Activity (UDA)	
	2018	2019
April	41	39
May	52	67
June	62	93
July	93	131
August	121	164
September	154	220
October	162	
November	228	
December	251	
January	299	
February	326	
March	361	
April	403	
May	403	
June	403	

### QUALITY

	Quantity	Base Number	Contract	AT	Region	England
% of FP17s for the same patient ID Re-attending within 3 months - Children	6	148	4.1%	9.4%	11.4%	11.6%
% of FP17s for the same patient ID Re-attending within 3 months - Adults	0	3	0.0%	13.8%	15.0%	15.5%
% of FP17s for the same patient ID Re-attending between 3 & 9 months - Children	99	148	66.9%	61.4%	59.9%	58.8%
% of FP17s for the same patient ID Re-attending between 3 & 9 months - Adults	3	3	100.0%	52.7%	52.0%	51.1%
% of FP17s for Band 1 Urgent Courses	1	127	0.8%	7.6%	8.0%	9.0%
% of FP17s Relating to Free Repair or Replacements	0	127	0.0%	0.8%	0.8%	0.8%
% of FP17s Relating to Continuations	0	127	0.0%	0.9%	0.9%	0.9%
% of Patients satisfied with the dentistry they have received	0	0	N/A	93.3%	93.5%	93.3%
% of Patients satisfied with the time they had to wait for an appointment	0	0	N/A	86.3%	89.1%	88.9%

\* This is based on patients treated on this contract for their most recent course of treatment. Figures in italics indicate the base number of FP17s or Patient Questionnaire responses are less than 100. N/A is shown where the base number of responses is less than 10 during the period. % is calculated as Quantity/Base number\*100

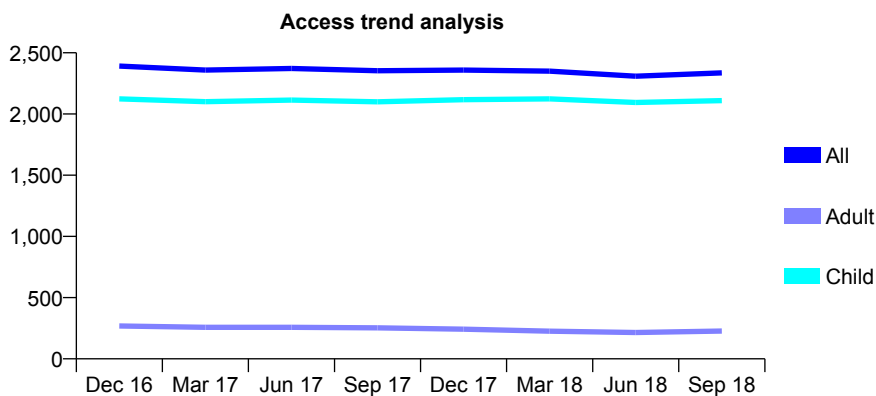
## Q59 - Vital Signs At a Glance Contract Report for 820873/0001 - September 2018

Name or company name	MR ST KACZMARCZYK
Contract type name	GDS Contract
Purpose of contract	General
Contract start date	01/04/2006
Contract end date	

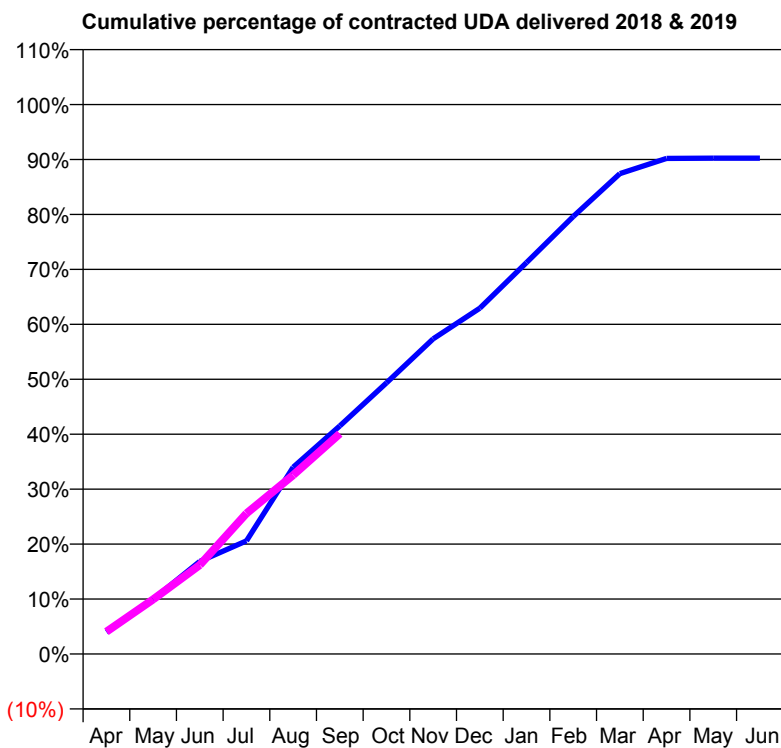
18/19 Contracted general activity (UDA)	5,000
Carry forward general activity (UDA)	0
18/19 Contracted orthodontic activity (UOA)	0
Carry forward orthodontic activity (UOA)	0
Baseline contract value	£104,266.47

### ACCESS\*

Patients seen in 24 months	Total	Change since previous quarter
Quarter ending September 2017	2,353	
Quarter ending December 2017	2,359	→
Quarter ending March 2018	2,350	→
Quarter ending June 2018	2,309	↓
Quarter ending September 2018	2,336	→
<b>Variance since September 2017</b>	<b>(0.7%)</b>	<b>→</b>



### ACTIVITY



Month	Adjusted Scheduled Activity (UDA)	
	2018	2019
April	199	203
May	500	497
June	842	810
July	1,029	1,280
August	1,699	1,627
September	2,075	2,005
October	2,467	
November	2,867	
December	3,147	
January	3,562	
February	3,981	
March	4,372	
April	4,510	
May	4,512	
June	4,512	

### QUALITY

	Quantity	Base Number	Contract	AT	Region	England
% of FP17s for the same patient ID Re-attending within 3 months - Children	109	1,762	6.2%	9.4%	11.4%	11.6%
% of FP17s for the same patient ID Re-attending within 3 months - Adults	0	0	N/A	13.8%	15.0%	15.5%
% of FP17s for the same patient ID Re-attending between 3 & 9 months - Children	1,325	1,762	75.2%	61.4%	59.9%	58.8%
% of FP17s for the same patient ID Re-attending between 3 & 9 months - Adults	0	0	N/A	52.7%	52.0%	51.1%
% of FP17s for Band 1 Urgent Courses	65	1,632	4.0%	7.6%	8.0%	9.0%
% of FP17s Relating to Free Repair or Replacements	0	1,632	0.0%	0.8%	0.8%	0.8%
% of FP17s Relating to Continuations	0	1,632	0.0%	0.9%	0.9%	0.9%
% of Patients satisfied with the dentistry they have received	1	1	N/A	93.3%	93.5%	93.3%
% of Patients satisfied with the time they had to wait for an appointment	1	1	N/A	86.3%	89.1%	88.9%

\* This is based on patients treated on this contract for their most recent course of treatment. Figures in italics indicate the base number of FP17s or Patient Questionnaire responses are less than 100. N/A is shown where the base number of responses is less than 10 during the period. % is calculated as Quantity/Base number\*100

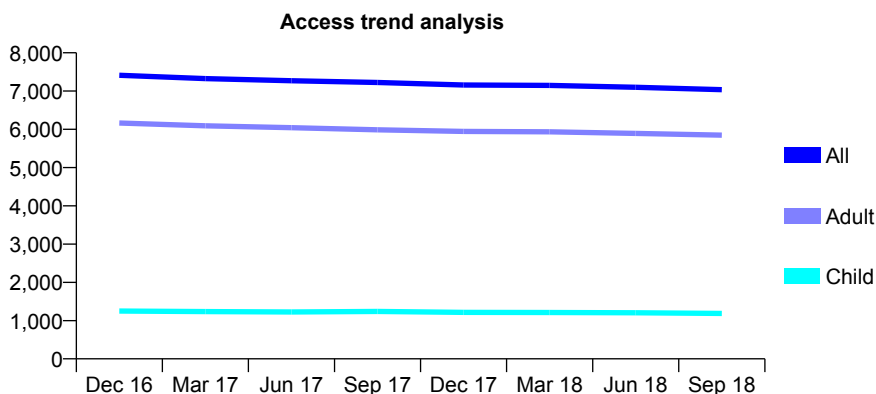
## Q59 - Vital Signs At a Glance Contract Report for 840386/0002 - September 2018

Name or company name	MR AW GEMMELL
Contract type name	GDS Contract
Purpose of contract	General and Orthodontic
Contract start date	01/08/2009
Contract end date	

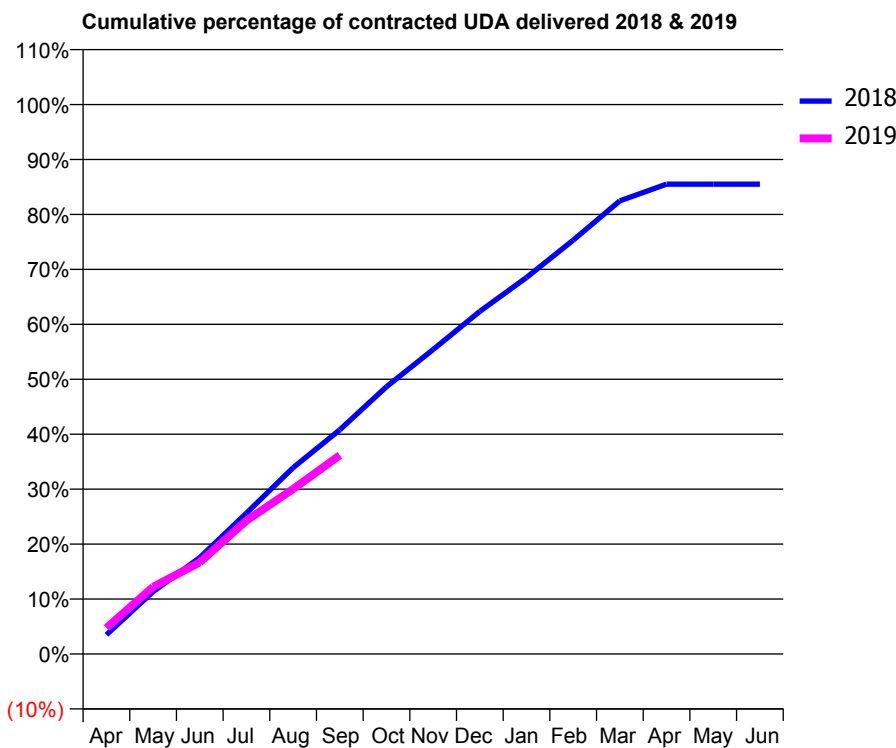
18/19 Contracted general activity (UDA)	21,500
Carry forward general activity (UDA)	0
18/19 Contracted orthodontic activity (UOA)	660
Carry forward orthodontic activity (UOA)	0
Baseline contract value	£523,578.52

### ACCESS\*

Patients seen in 24 months	Total	Change since previous quarter
Quarter ending September 2017	7,226	
Quarter ending December 2017	7,158	→
Quarter ending March 2018	7,147	→
Quarter ending June 2018	7,098	→
Quarter ending September 2018	7,035	→
<b>Variance since September 2017</b>	<b>(2.6%)</b>	<b>↓</b>



### ACTIVITY



Month	Adjusted Scheduled Activity (UDA)	
	2018	2019
April	755	1,018
May	2,437	2,627
June	3,777	3,585
July	5,510	5,217
August	7,291	6,456
September	8,775	7,778
October	10,459	
November	11,915	
December	13,405	
January	14,729	
February	16,194	
March	17,732	
April	18,383	
May	18,382	
June	18,382	

### QUALITY

	Quantity	Base Number	Contract	AT	Region	England
% of FP17s for the same patient ID Re-attending within 3 months - Children	71	1,061	6.7%	9.4%	11.4%	11.6%
% of FP17s for the same patient ID Re-attending within 3 months - Adults	584	4,647	12.6%	13.8%	15.0%	15.5%
% of FP17s for the same patient ID Re-attending between 3 & 9 months - Children	808	1,061	76.2%	61.4%	59.9%	58.8%
% of FP17s for the same patient ID Re-attending between 3 & 9 months - Adults	2,961	4,647	63.7%	52.7%	52.0%	51.1%
% of FP17s for Band 1 Urgent Courses	127	4,632	2.7%	7.6%	8.0%	9.0%
% of FP17s Relating to Free Repair or Replacements	45	4,632	1.0%	0.8%	0.8%	0.8%
% of FP17s Relating to Continuations	97	4,632	2.1%	0.9%	0.9%	0.9%
% of Patients satisfied with the dentistry they have received	2	2	N/A	93.3%	93.5%	93.3%
% of Patients satisfied with the time they had to wait for an appointment	2	2	N/A	86.3%	89.1%	88.9%

\* This is based on patients treated on this contract for their most recent course of treatment. Figures in italics indicate the base number of FP17s or Patient Questionnaire responses are less than 100. N/A is shown where the base number of responses is less than 10 during the period. % is calculated as Quantity/Base number\*100

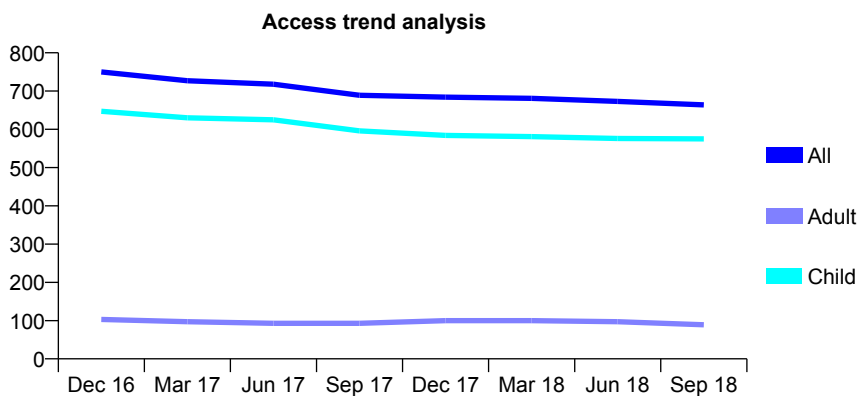
## Q59 - Vital Signs At a Glance Contract Report for 867861/0001 - September 2018

Name or company name	MR DM AUNIANU
Contract type name	GDS Contract
Purpose of contract	General
Contract start date	01/05/2014
Contract end date	

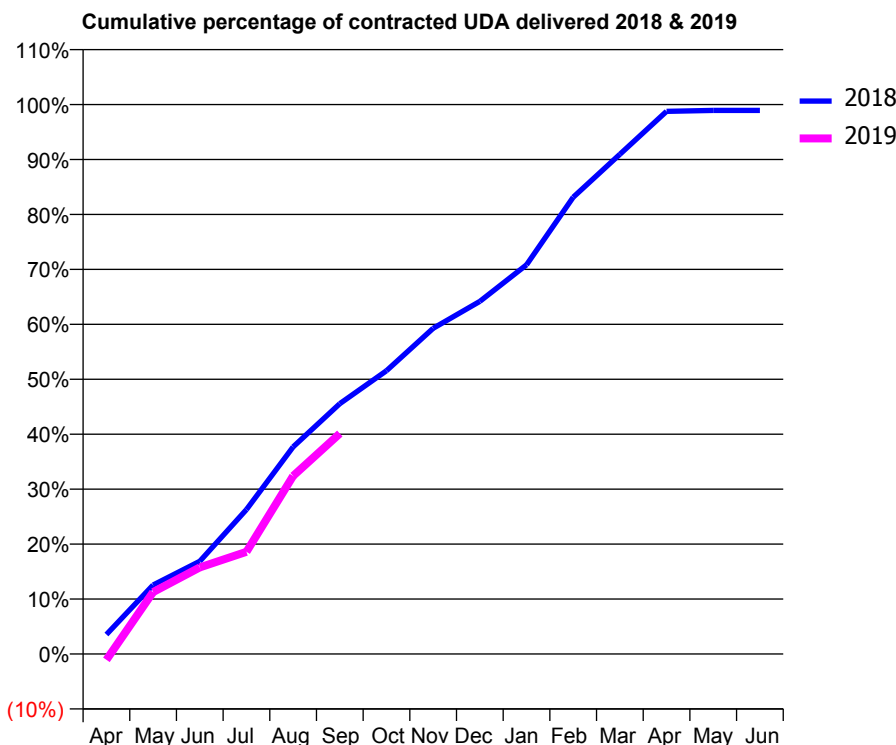
18/19 Contracted general activity (UDA)	2,219
Carry forward general activity (UDA)	24
18/19 Contracted orthodontic activity (UOA)	0
Carry forward orthodontic activity (UOA)	0
Baseline contract value	£59,900.34

### ACCESS\*

Patients seen in 24 months	Total	Change since previous quarter
Quarter ending September 2017	689	
Quarter ending December 2017	684	→
Quarter ending March 2018	681	→
Quarter ending June 2018	673	↓
Quarter ending September 2018	664	↓
<b>Variance since September 2017</b>	<b>(3.6%)</b>	<b>↓</b>



### ACTIVITY



Month	Adjusted Scheduled Activity (UDA)	
	2018	2019
April	79	-24
May	278	250
June	374	350
July	584	413
August	837	719
September	1,011	890
October	1,144	
November	1,315	
December	1,424	
January	1,571	
February	1,844	
March	2,018	
April	2,191	
May	2,195	
June	2,195	

### QUALITY

	Quantity	Base Number	Contract	AT	Region	England
% of FP17s for the same patient ID Re-attending within 3 months - Children	37	491	7.5%	9.4%	11.4%	11.6%
% of FP17s for the same patient ID Re-attending within 3 months - Adults	2	27	7.4%	13.8%	15.0%	15.5%
% of FP17s for the same patient ID Re-attending between 3 & 9 months - Children	355	491	72.3%	61.4%	59.9%	58.8%
% of FP17s for the same patient ID Re-attending between 3 & 9 months - Adults	19	27	70.4%	52.7%	52.0%	51.1%
% of FP17s for Band 1 Urgent Courses	11	433	2.5%	7.6%	8.0%	9.0%
% of FP17s Relating to Free Repair or Replacements	0	433	0.0%	0.8%	0.8%	0.8%
% of FP17s Relating to Continuations	5	433	1.2%	0.9%	0.9%	0.9%
% of Patients satisfied with the dentistry they have received	1	1	N/A	93.3%	93.5%	93.3%
% of Patients satisfied with the time they had to wait for an appointment	0	1	N/A	86.3%	89.1%	88.9%

\* This is based on patients treated on this contract for their most recent course of treatment. Figures in italics indicate the base number of FP17s or Patient Questionnaire responses are less than 100. N/A is shown where the base number of responses is less than 10 during the period. % is calculated as Quantity/Base number\*100



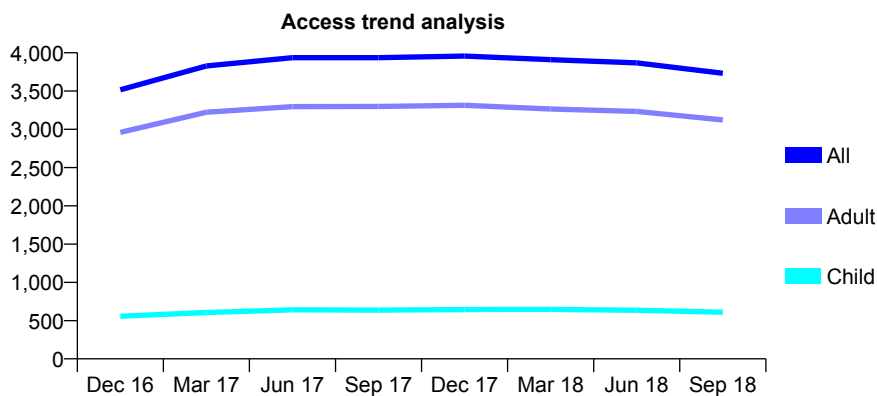
## Q59 - Vital Signs At a Glance Contract Report for 877530/0001 - September 2018

Name or company name	MR S RAO PORUMAMILLA
Contract type name	GDS Contract
Purpose of contract	General
Contract start date	01/05/2015
Contract end date	

18/19 Contracted general activity (UDA)	10,054
Carry forward general activity (UDA)	0
18/19 Contracted orthodontic activity (UOA)	0
Carry forward orthodontic activity (UOA)	0
Baseline contract value	£200,418.25

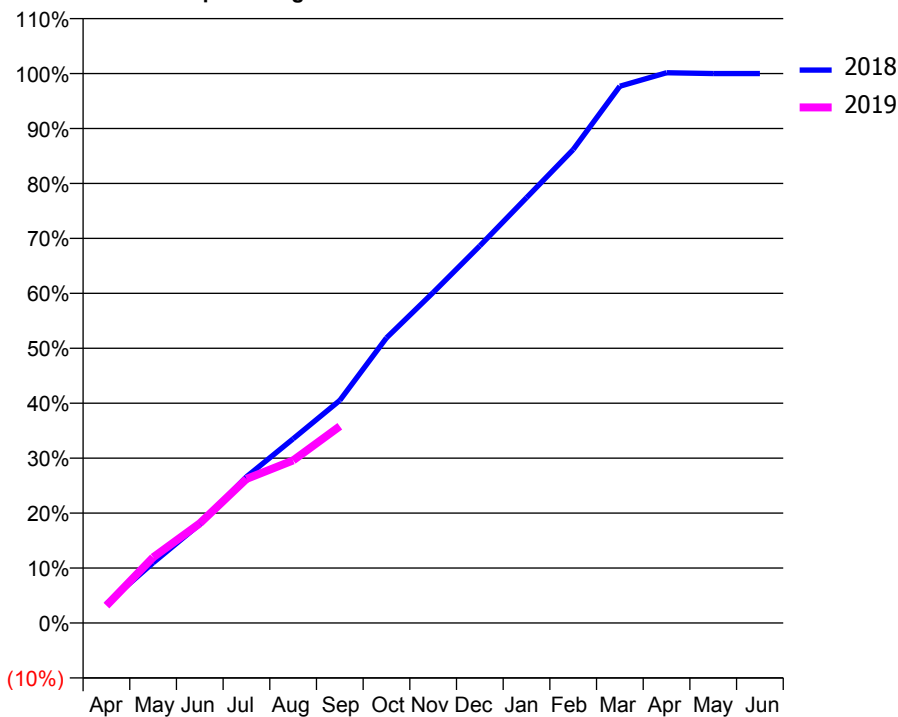
### ACCESS\*

Patients seen in 24 months	Total	Change since previous quarter
Quarter ending September 2017	3,936	
Quarter ending December 2017	3,958	→
Quarter ending March 2018	3,911	↓
Quarter ending June 2018	3,869	↓
Quarter ending September 2018	3,732	↓
<b>Variance since September 2017</b>	<b>(5.2%)</b>	<b>↓</b>



### ACTIVITY

Cumulative percentage of contracted UDA delivered 2018 & 2019



Month	Adjusted Scheduled Activity (UDA)	
	2018	2019
April	350	319
May	1,100	1,202
June	1,810	1,824
July	2,674	2,636
August	3,370	2,974
September	4,073	3,601
October	5,217	
November	6,047	
December	6,901	
January	7,782	
February	8,664	
March	9,821	
April	10,067	
May	10,054	
June	10,054	

### QUALITY

	Quantity	Base Number	Contract	AT	Region	England
% of FP17s for the same patient ID Re-attending within 3 months - Children	29	395	7.3%	9.4%	11.4%	11.6%
% of FP17s for the same patient ID Re-attending within 3 months - Adults	167	1,887	8.9%	13.8%	15.0%	15.5%
% of FP17s for the same patient ID Re-attending between 3 & 9 months - Children	247	395	62.5%	61.4%	59.9%	58.8%
% of FP17s for the same patient ID Re-attending between 3 & 9 months - Adults	1,285	1,887	68.1%	52.7%	52.0%	51.1%
% of FP17s for Band 1 Urgent Courses	169	2,124	8.0%	7.6%	8.0%	9.0%
% of FP17s Relating to Free Repair or Replacements	4	2,124	0.2%	0.8%	0.8%	0.8%
% of FP17s Relating to Continuations	3	2,124	0.1%	0.9%	0.9%	0.9%
% of Patients satisfied with the dentistry they have received	4	4	N/A	93.3%	93.5%	93.3%
% of Patients satisfied with the time they had to wait for an appointment	4	4	N/A	86.3%	89.1%	88.9%

\* This is based on patients treated on this contract for their most recent course of treatment. Figures in italics indicate the base number of FP17s or Patient Questionnaire responses are less than 100. N/A is shown where the base number of responses is less than 10 during the period. % is calculated as Quantity/Base number\*100

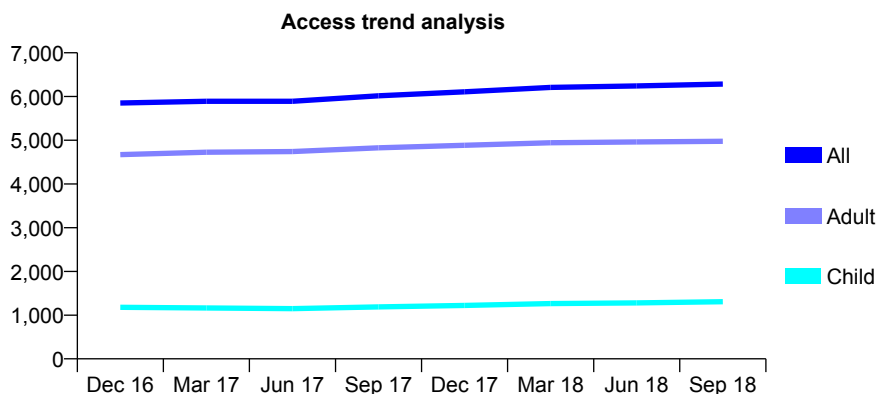
## Q59 - Vital Signs At a Glance Contract Report for 884286/0001 - September 2018

Name or company name	MISS R MANDALIA
Contract type name	GDS Contract
Purpose of contract	General
Contract start date	01/04/2008
Contract end date	

18/19 Contracted general activity (UDA)	17,732
Carry forward general activity (UDA)	-9
18/19 Contracted orthodontic activity (UOA)	0
Carry forward orthodontic activity (UOA)	0
Baseline contract value	£428,572.36

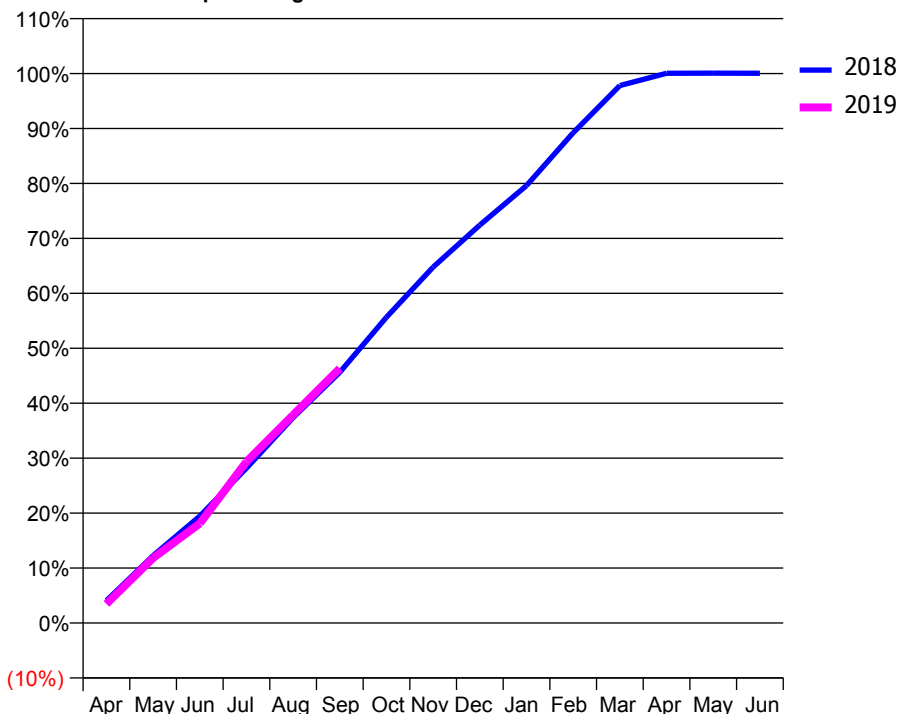
### ACCESS\*

Patients seen in 24 months	Total	Change since previous quarter
Quarter ending September 2017	6,015	
Quarter ending December 2017	6,107	→
Quarter ending March 2018	6,207	→
Quarter ending June 2018	6,241	→
Quarter ending September 2018	6,285	→
<b>Variance since September 2017</b>	<b>4.5%</b>	<b>↑</b>



### ACTIVITY

Cumulative percentage of contracted UDA delivered 2018 & 2019



Month	Adjusted Scheduled Activity (UDA)	
	2018	2019
April	722	618
May	2,174	2,097
June	3,450	3,211
July	4,998	5,205
August	6,628	6,717
September	8,090	8,217
October	9,868	
November	11,485	
December	12,841	
January	14,114	
February	15,819	
March	17,345	
April	17,740	
May	17,744	
June	17,741	

### QUALITY

	Quantity	Base Number	Contract	AT	Region	England
% of FP17s for the same patient ID Re-attending within 3 months - Children	68	1,129	6.0%	9.4%	11.4%	11.6%
% of FP17s for the same patient ID Re-attending within 3 months - Adults	388	3,921	9.9%	13.8%	15.0%	15.5%
% of FP17s for the same patient ID Re-attending between 3 & 9 months - Children	805	1,129	71.3%	61.4%	59.9%	58.8%
% of FP17s for the same patient ID Re-attending between 3 & 9 months - Adults	2,489	3,921	63.5%	52.7%	52.0%	51.1%
% of FP17s for Band 1 Urgent Courses	276	4,805	5.7%	7.6%	8.0%	9.0%
% of FP17s Relating to Free Repair or Replacements	14	4,805	0.3%	0.8%	0.8%	0.8%
% of FP17s Relating to Continuations	30	4,805	0.6%	0.9%	0.9%	0.9%
% of Patients satisfied with the dentistry they have received	6	6	N/A	93.3%	93.5%	93.3%
% of Patients satisfied with the time they had to wait for an appointment	6	6	N/A	86.3%	89.1%	88.9%

\* This is based on patients treated on this contract for their most recent course of treatment. Figures in italics indicate the base number of FP17s or Patient Questionnaire responses are less than 100. N/A is shown where the base number of responses is less than 10 during the period. % is calculated as Quantity/Base number\*100

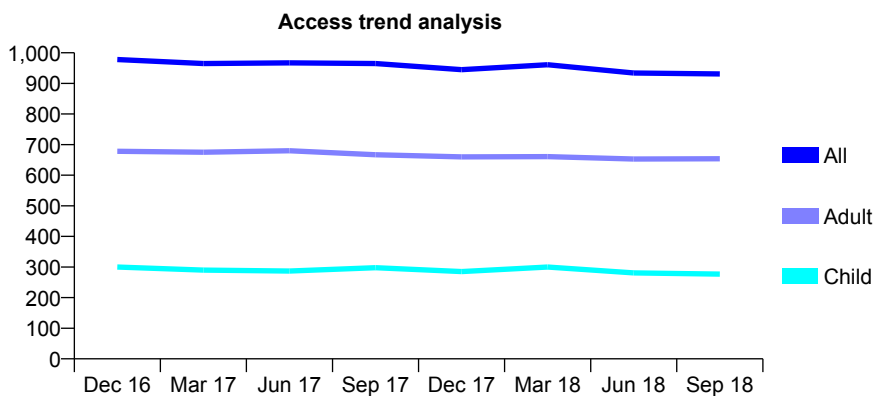
## Q59 - Vital Signs At a Glance Contract Report for 888761/0001 - September 2018

Name or company name	MR JF HAWKINS
Contract type name	GDS Contract
Purpose of contract	General and Orthodontic
Contract start date	01/04/2006
Contract end date	

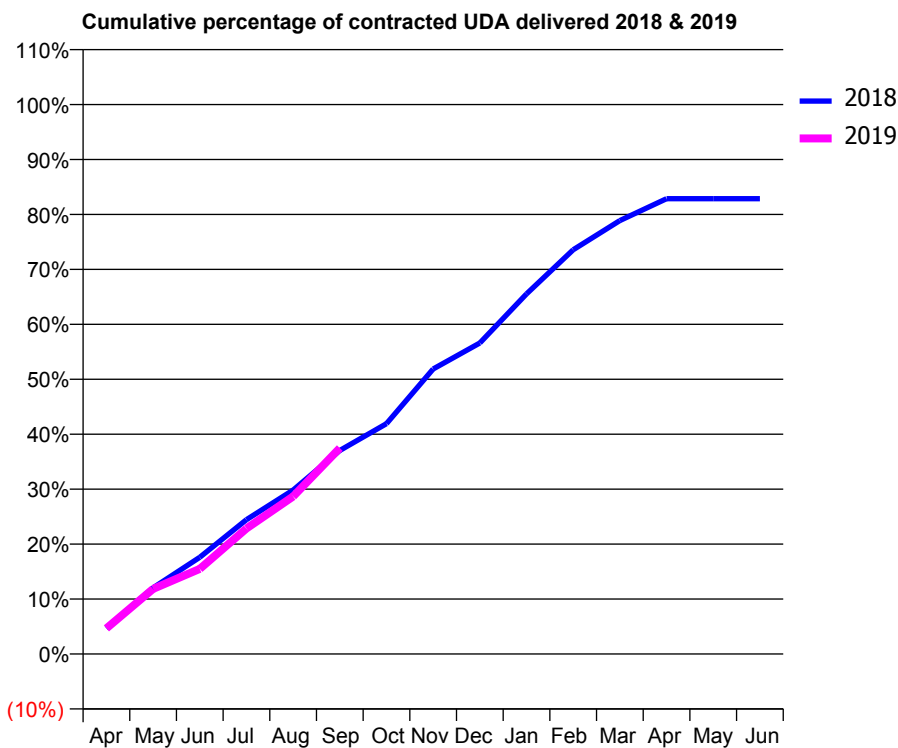
18/19 Contracted general activity (UDA)	2,400
Carry forward general activity (UDA)	0
18/19 Contracted orthodontic activity (UOA)	197
Carry forward orthodontic activity (UOA)	0
Baseline contract value	£66,706.77

### ACCESS\*

Patients seen in 24 months	Total	Change since previous quarter
Quarter ending September 2017	965	
Quarter ending December 2017	945	↓
Quarter ending March 2018	961	→
Quarter ending June 2018	934	↓
Quarter ending September 2018	931	→
<b>Variance since September 2017</b>	<b>(3.5%)</b>	<b>↓</b>



### ACTIVITY



Month	Adjusted Scheduled Activity (UDA)	
	2018	2019
April	112	112
May	289	284
June	423	372
July	587	549
August	716	688
September	889	899
October	1,006	
November	1,245	
December	1,358	
January	1,573	
February	1,766	
March	1,893	
April	1,988	
May	1,988	
June	1,988	

### QUALITY

	Quantity	Base Number	Contract	AT	Region	England
% of FP17s for the same patient ID Re-attending within 3 months - Children	14	220	6.4%	9.4%	11.4%	11.6%
% of FP17s for the same patient ID Re-attending within 3 months - Adults	42	475	8.8%	13.8%	15.0%	15.5%
% of FP17s for the same patient ID Re-attending between 3 & 9 months - Children	143	220	65.0%	61.4%	59.9%	58.8%
% of FP17s for the same patient ID Re-attending between 3 & 9 months - Adults	309	475	65.1%	52.7%	52.0%	51.1%
% of FP17s for Band 1 Urgent Courses	17	617	2.8%	7.6%	8.0%	9.0%
% of FP17s Relating to Free Repair or Replacements	0	617	0.0%	0.8%	0.8%	0.8%
% of FP17s Relating to Continuations	14	617	2.3%	0.9%	0.9%	0.9%
% of Patients satisfied with the dentistry they have received	1	1	N/A	93.3%	93.5%	93.3%
% of Patients satisfied with the time they had to wait for an appointment	1	1	N/A	86.3%	89.1%	88.9%

\* This is based on patients treated on this contract for their most recent course of treatment. Figures in italics indicate the base number of FP17s or Patient Questionnaire responses are less than 100. N/A is shown where the base number of responses is less than 10 during the period. % is calculated as Quantity/Base number\*100

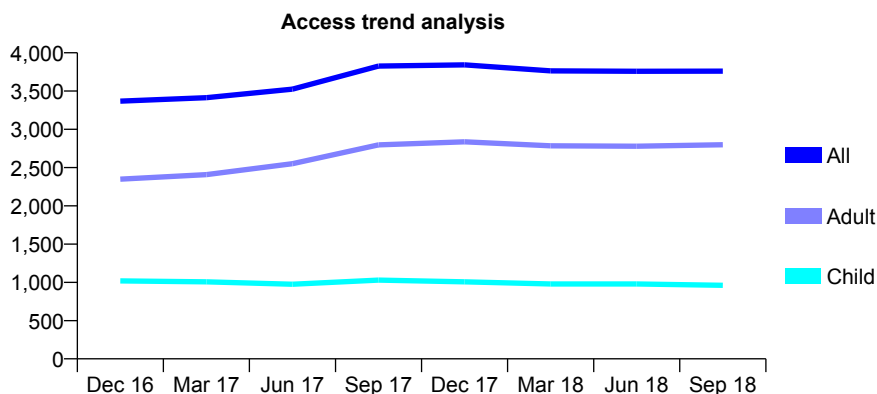
## Q59 - Vital Signs At a Glance Contract Report for 906018/0001 - September 2018

Name or company name	P Martin, Shaminder Lidder & Sukhjit Lidde
Contract type name	GDS Contract
Purpose of contract	General
Contract start date	01/04/2006
Contract end date	

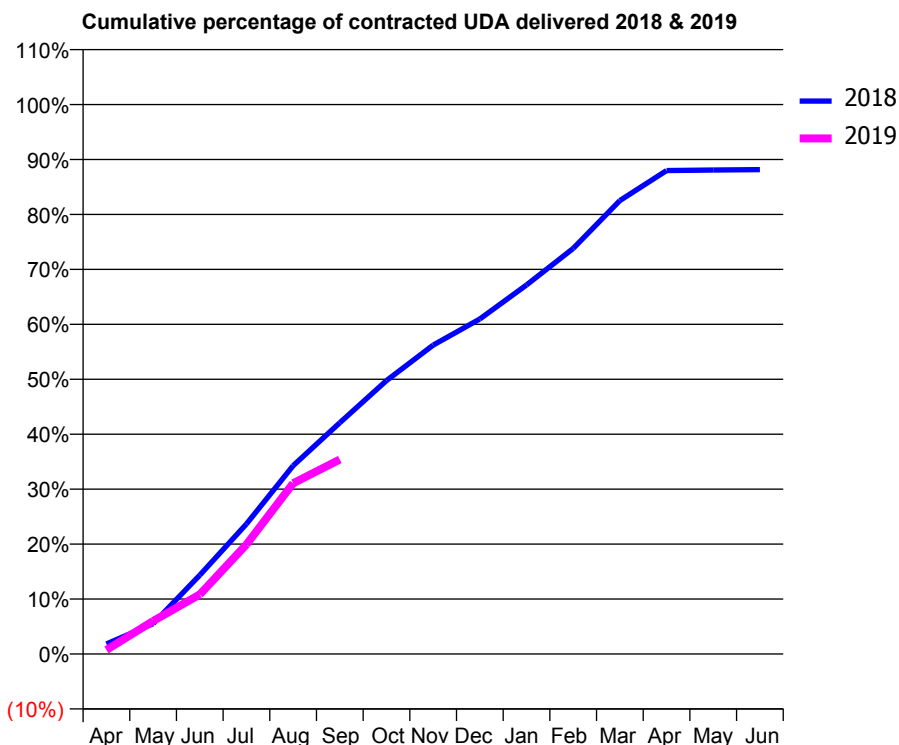
18/19 Contracted general activity (UDA)	13,550
Carry forward general activity (UDA)	0
18/19 Contracted orthodontic activity (UOA)	0
Carry forward orthodontic activity (UOA)	0
Baseline contract value	£282,855.20

### ACCESS\*

Patients seen in 24 months	Total	Change since previous quarter
Quarter ending September 2017	3,826	
Quarter ending December 2017	3,843	→
Quarter ending March 2018	3,764	↓
Quarter ending June 2018	3,758	→
Quarter ending September 2018	3,760	→
<b>Variance since September 2017</b>	<b>(1.7%)</b>	<b>↓</b>



### ACTIVITY



Month	Adjusted Scheduled Activity (UDA)	
	2018	2019
April	249	102
May	747	814
June	1,943	1,467
July	3,206	2,703
August	4,644	4,211
September	5,705	4,796
October	6,743	
November	7,617	
December	8,260	
January	9,100	
February	10,001	
March	11,181	
April	11,923	
May	11,935	
June	11,946	

### QUALITY

	Quantity	Base Number	Contract	AT	Region	England
% of FP17s for the same patient ID Re-attending within 3 months - Children	30	653	4.6%	9.4%	11.4%	11.6%
% of FP17s for the same patient ID Re-attending within 3 months - Adults	249	1,865	13.4%	13.8%	15.0%	15.5%
% of FP17s for the same patient ID Re-attending between 3 & 9 months - Children	386	653	59.1%	61.4%	59.9%	58.8%
% of FP17s for the same patient ID Re-attending between 3 & 9 months - Adults	1,067	1,865	57.2%	52.7%	52.0%	51.1%
% of FP17s for Band 1 Urgent Courses	132	2,195	6.0%	7.6%	8.0%	9.0%
% of FP17s Relating to Free Repair or Replacements	26	2,195	1.2%	0.8%	0.8%	0.8%
% of FP17s Relating to Continuations	16	2,195	0.7%	0.9%	0.9%	0.9%
% of Patients satisfied with the dentistry they have received	26	27	96.3%	93.3%	93.5%	93.3%
% of Patients satisfied with the time they had to wait for an appointment	26	27	96.3%	86.3%	89.1%	88.9%

\* This is based on patients treated on this contract for their most recent course of treatment. Figures in italics indicate the base number of FP17s or Patient Questionnaire responses are less than 100. N/A is shown where the base number of responses is less than 10 during the period. % is calculated as Quantity/Base number\*100

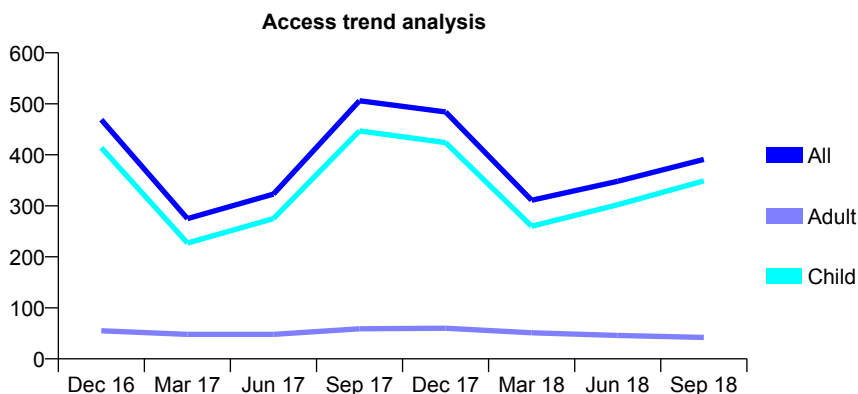
## Q59 - Vital Signs At a Glance Contract Report for 906794/0001 - September 2018

Name or company name	Miss N Morjaria
Contract type name	GDS Contract
Purpose of contract	General
Contract start date	01/04/2006
Contract end date	

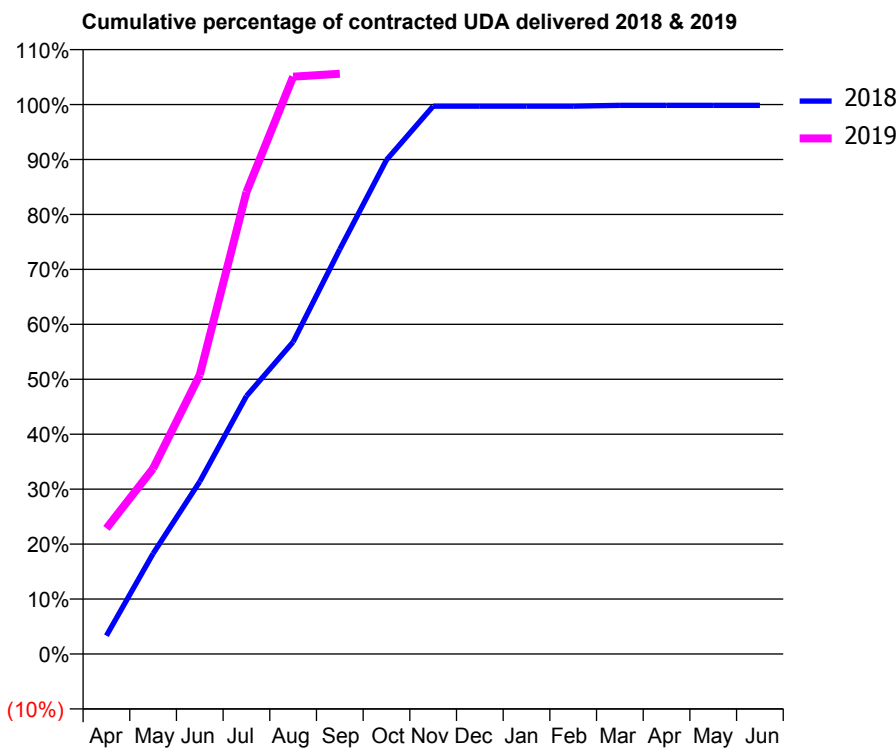
18/19 Contracted general activity (UDA)	750
Carry forward general activity (UDA)	0
18/19 Contracted orthodontic activity (UOA)	0
Carry forward orthodontic activity (UOA)	0
Baseline contract value	£19,011.72

### ACCESS\*

Patients seen in 24 months	Total	Change since previous quarter
Quarter ending September 2017	506	
Quarter ending December 2017	484	↓
Quarter ending March 2018	311	↓
Quarter ending June 2018	348	↑
Quarter ending September 2018	391	↑
<b>Variance since September 2017</b>	<b>(22.7%)</b>	<b>↓</b>



### ACTIVITY



Month	Adjusted Scheduled Activity (UDA)	
	2018	2019
April	25	172
May	137	253
June	235	381
July	352	631
August	426	788
September	552	792
October	674	
November	748	
December	748	
January	748	
February	748	
March	749	
April	749	
May	749	
June	749	

### QUALITY

	Quantity	Base Number	Contract	AT	Region	England
% of FP17s for the same patient ID Re-attending within 3 months - Children	8	324	2.5%	9.4%	11.4%	11.6%
% of FP17s for the same patient ID Re-attending within 3 months - Adults	0	10	0.0%	13.8%	15.0%	15.5%
% of FP17s for the same patient ID Re-attending between 3 & 9 months - Children	94	324	29.0%	61.4%	59.9%	58.8%
% of FP17s for the same patient ID Re-attending between 3 & 9 months - Adults	1	10	10.0%	52.7%	52.0%	51.1%
% of FP17s for Band 1 Urgent Courses	16	333	4.8%	7.6%	8.0%	9.0%
% of FP17s Relating to Free Repair or Replacements	0	333	0.0%	0.8%	0.8%	0.8%
% of FP17s Relating to Continuations	0	333	0.0%	0.9%	0.9%	0.9%
% of Patients satisfied with the dentistry they have received	1	1	N/A	93.3%	93.5%	93.3%
% of Patients satisfied with the time they had to wait for an appointment	1	1	N/A	86.3%	89.1%	88.9%

\* This is based on patients treated on this contract for their most recent course of treatment. Figures in italics indicate the base number of FP17s or Patient Questionnaire responses are less than 100. N/A is shown where the base number of responses is less than 10 during the period. % is calculated as Quantity/Base number\*100

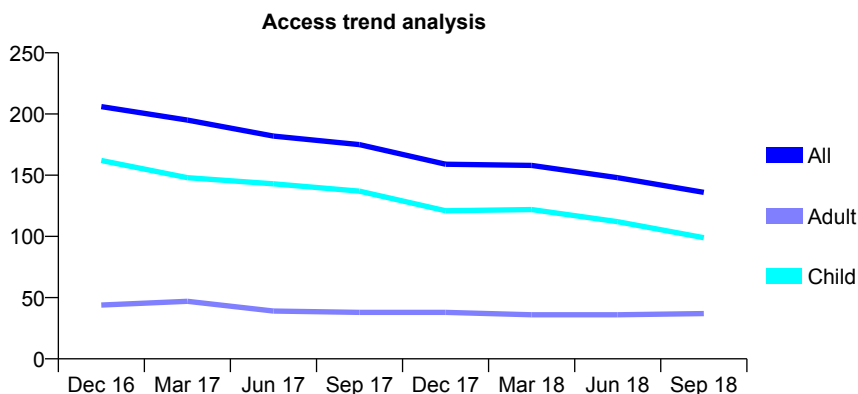
## Q59 - Vital Signs At a Glance Contract Report for 911666/0001 - September 2018

Name or company name	MR LT FITZPATRICK
Contract type name	GDS Contract
Purpose of contract	General
Contract start date	01/04/2006
Contract end date	

18/19 Contracted general activity (UDA)	260
Carry forward general activity (UDA)	0
18/19 Contracted orthodontic activity (UOA)	0
Carry forward orthodontic activity (UOA)	0
Baseline contract value	£5,922.56

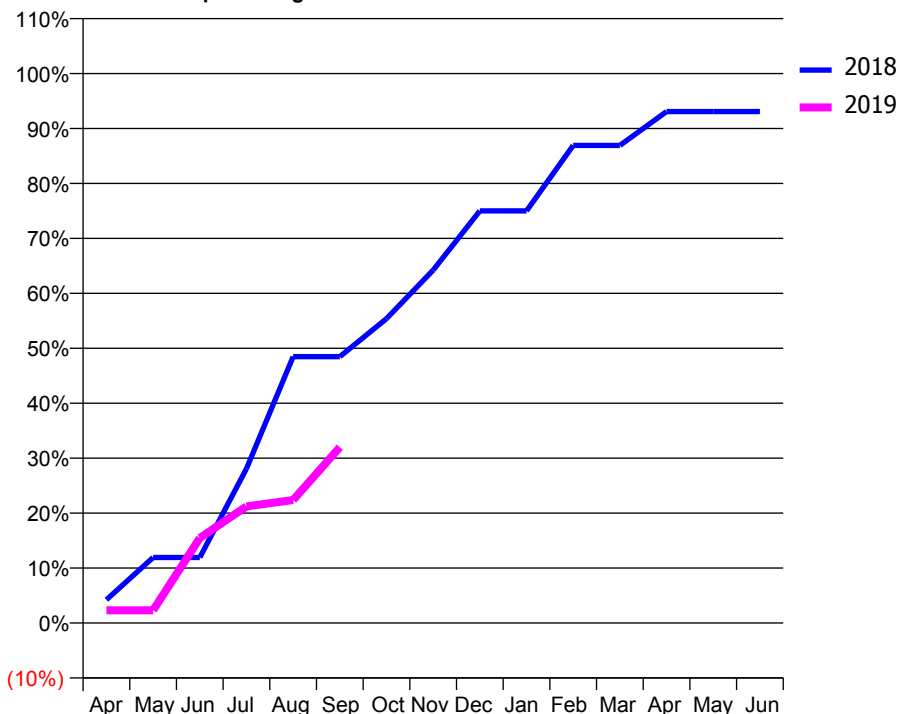
### ACCESS\*

Patients seen in 24 months	Total	Change since previous quarter
Quarter ending September 2017	175	
Quarter ending December 2017	159	↓
Quarter ending March 2018	158	→
Quarter ending June 2018	148	↓
Quarter ending September 2018	136	↓
<b>Variance since September 2017</b>	<b>(22.3%)</b>	<b>↓</b>



### ACTIVITY

Cumulative percentage of contracted UDA delivered 2018 & 2019



Adjusted Scheduled Activity (UDA)

Month	2018	2019
April	11	6
May	31	6
June	31	40
July	73	55
August	126	58
September	126	83
October	144	
November	167	
December	195	
January	195	
February	226	
March	226	
April	242	
May	242	
June	242	

### QUALITY

	Quantity	Base Number	Contract	AT	Region	England
% of FP17s for the same patient ID Re-attending within 3 months - Children	1	84	1.2%	9.4%	11.4%	11.6%
% of FP17s for the same patient ID Re-attending within 3 months - Adults	0	0	N/A	13.8%	15.0%	15.5%
% of FP17s for the same patient ID Re-attending between 3 & 9 months - Children	50	84	59.5%	61.4%	59.9%	58.8%
% of FP17s for the same patient ID Re-attending between 3 & 9 months - Adults	0	0	N/A	52.7%	52.0%	51.1%
% of FP17s for Band 1 Urgent Courses	1	68	1.5%	7.6%	8.0%	9.0%
% of FP17s Relating to Free Repair or Replacements	0	68	0.0%	0.8%	0.8%	0.8%
% of FP17s Relating to Continuations	0	68	0.0%	0.9%	0.9%	0.9%
% of Patients satisfied with the dentistry they have received	0	0	N/A	93.3%	93.5%	93.3%
% of Patients satisfied with the time they had to wait for an appointment	0	0	N/A	86.3%	89.1%	88.9%

\* This is based on patients treated on this contract for their most recent course of treatment. Figures in italics indicate the base number of FP17s or Patient Questionnaire responses are less than 100. N/A is shown where the base number of responses is less than 10 during the period. % is calculated as Quantity/Base number\*100

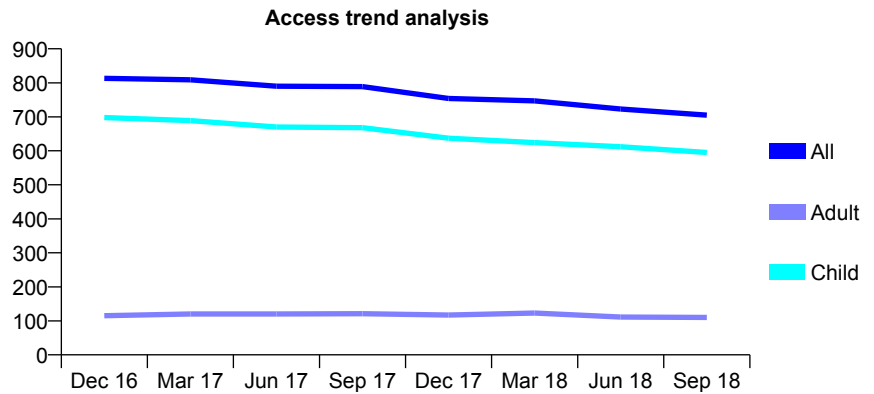
## Q59 - Vital Signs At a Glance Contract Report for 914975/0001 - September 2018

Name or company name	MR CR SUTTON
Contract type name	GDS Contract
Purpose of contract	General and Orthodontic
Contract start date	01/04/2006
Contract end date	

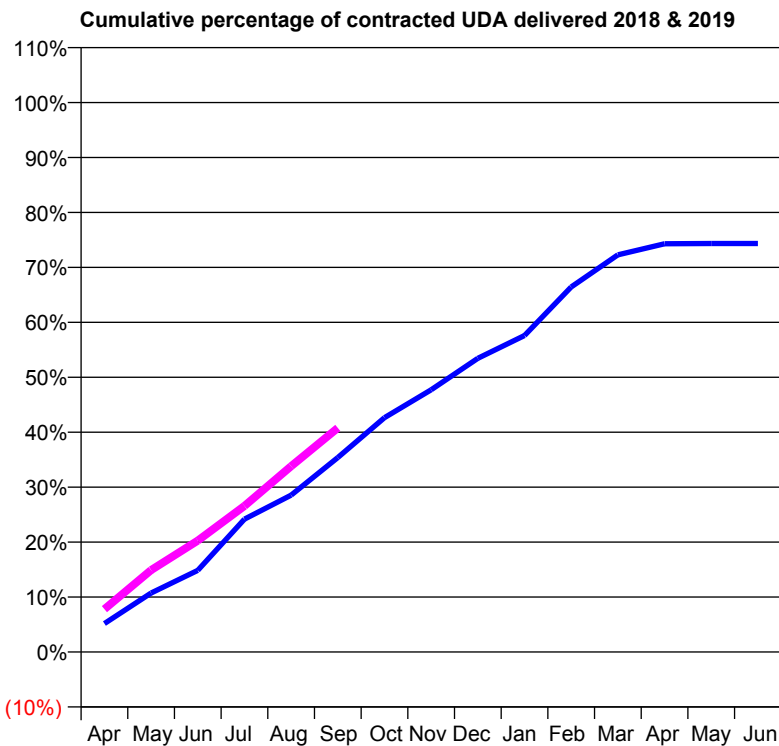
18/19 Contracted general activity (UDA)	1,350
Carry forward general activity (UDA)	0
18/19 Contracted orthodontic activity (UOA)	1,346
Carry forward orthodontic activity (UOA)	0
Baseline contract value	£125,639.56

### ACCESS\*

Patients seen in 24 months	Total	Change since previous quarter
Quarter ending September 2017	789	
Quarter ending December 2017	754	↓
Quarter ending March 2018	747	→
Quarter ending June 2018	723	↓
Quarter ending September 2018	705	↓
<b>Variance since September 2017</b>	<b>(10.6%)</b>	<b>↓</b>



### ACTIVITY



Adjusted Scheduled Activity (UDA)		
Month	2018	2019
April	88	105
May	182	201
June	253	274
July	411	359
August	485	456
September	602	550
October	725	
November	811	
December	909	
January	979	
February	1,129	
March	1,229	
April	1,263	
May	1,264	
June	1,264	

### QUALITY

	Quantity	Base Number	Contract	AT	Region	England
% of FP17s for the same patient ID Re-attending within 3 months - Children	41	538	7.6%	9.4%	11.4%	11.6%
% of FP17s for the same patient ID Re-attending within 3 months - Adults	0	5	0.0%	13.8%	15.0%	15.5%
% of FP17s for the same patient ID Re-attending between 3 & 9 months - Children	340	538	63.2%	61.4%	59.9%	58.8%
% of FP17s for the same patient ID Re-attending between 3 & 9 months - Adults	1	5	20.0%	52.7%	52.0%	51.1%
% of FP17s for Band 1 Urgent Courses	7	415	1.7%	7.6%	8.0%	9.0%
% of FP17s Relating to Free Repair or Replacements	1	415	0.2%	0.8%	0.8%	0.8%
% of FP17s Relating to Continuations	0	415	0.0%	0.9%	0.9%	0.9%
% of Patients satisfied with the dentistry they have received	1	1	N/A	93.3%	93.5%	93.3%
% of Patients satisfied with the time they had to wait for an appointment	1	1	N/A	86.3%	89.1%	88.9%

\* This is based on patients treated on this contract for their most recent course of treatment. Figures in italics indicate the base number of FP17s or Patient Questionnaire responses are less than 100. N/A is shown where the base number of responses is less than 10 during the period. % is calculated as Quantity/Base number\*100

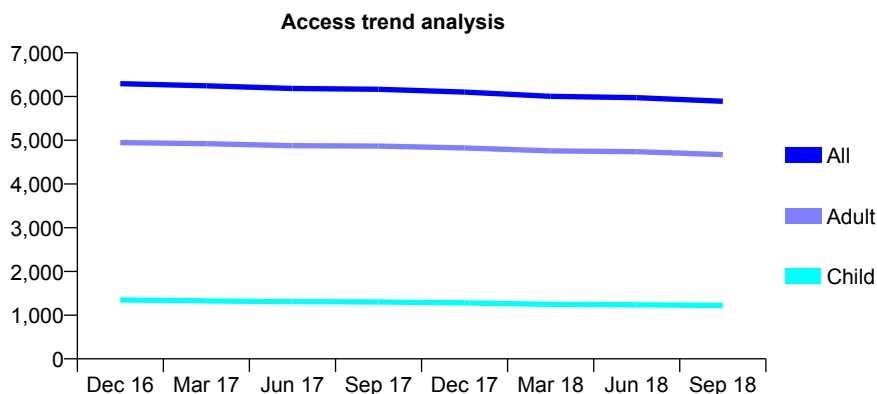
## Q59 - Vital Signs At a Glance Contract Report for 917753/0001 - September 2018

Name or company name	MISS LM JAMIESON
Contract type name	GDS Contract
Purpose of contract	General
Contract start date	01/04/2006
Contract end date	

18/19 Contracted general activity (UDA)	18,000
Carry forward general activity (UDA)	0
18/19 Contracted orthodontic activity (UOA)	0
Carry forward orthodontic activity (UOA)	0
Baseline contract value	£438,874.91

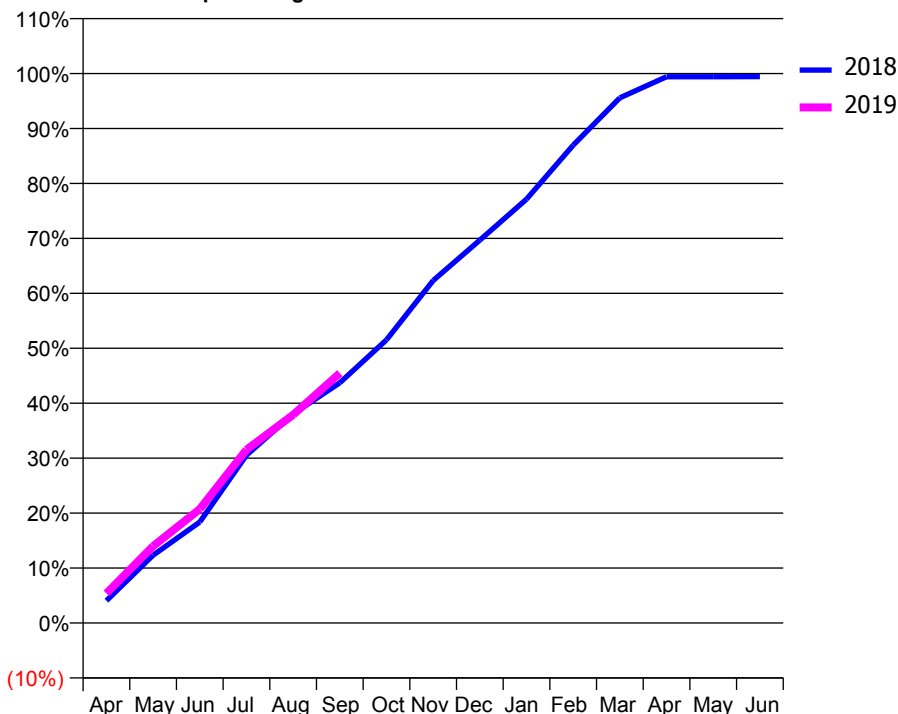
### ACCESS\*

Patients seen in 24 months	Total	Change since previous quarter
Quarter ending September 2017	6,166	
Quarter ending December 2017	6,103	↓
Quarter ending March 2018	6,005	↓
Quarter ending June 2018	5,975	→
Quarter ending September 2018	5,891	↓
<b>Variance since September 2017</b>	<b>(4.5%)</b>	<b>↓</b>



### ACTIVITY

Cumulative percentage of contracted UDA delivered 2018 & 2019



Adjusted Scheduled Activity (UDA)

Month	2018	2019
April	734	973
May	2,219	2,519
June	3,307	3,733
July	5,497	5,677
August	6,846	6,820
September	7,868	8,185
October	9,278	
November	11,221	
December	12,541	
January	13,885	
February	15,653	
March	17,205	
April	17,892	
May	17,894	
June	17,899	

### QUALITY

	Quantity	Base Number	Contract	AT	Region	England
% of FP17s for the same patient ID Re-attending within 3 months - Children	65	935	7.0%	9.4%	11.4%	11.6%
% of FP17s for the same patient ID Re-attending within 3 months - Adults	317	3,347	9.5%	13.8%	15.0%	15.5%
% of FP17s for the same patient ID Re-attending between 3 & 9 months - Children	619	935	66.2%	61.4%	59.9%	58.8%
% of FP17s for the same patient ID Re-attending between 3 & 9 months - Adults	2,368	3,347	70.7%	52.7%	52.0%	51.1%
% of FP17s for Band 1 Urgent Courses	179	3,992	4.5%	7.6%	8.0%	9.0%
% of FP17s Relating to Free Repair or Replacements	14	3,992	0.4%	0.8%	0.8%	0.8%
% of FP17s Relating to Continuations	16	3,992	0.4%	0.9%	0.9%	0.9%
% of Patients satisfied with the dentistry they have received	8	8	N/A	93.3%	93.5%	93.3%
% of Patients satisfied with the time they had to wait for an appointment	6	8	N/A	86.3%	89.1%	88.9%

\* This is based on patients treated on this contract for their most recent course of treatment. Figures in italics indicate the base number of FP17s or Patient Questionnaire responses are less than 100. N/A is shown where the base number of responses is less than 10 during the period. % is calculated as Quantity/Base number\*100



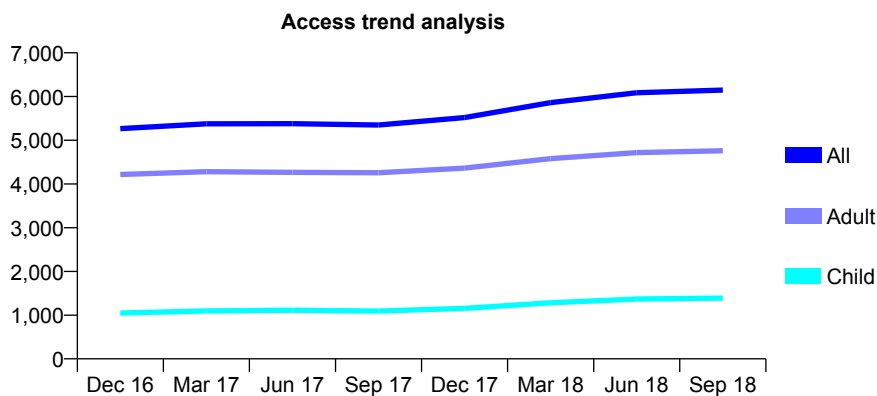
## Q59 - Vital Signs At a Glance Contract Report for 917753/0002 - September 2018

Name or company name	MISS LM JAMIESON
Contract type name	GDS Contract
Purpose of contract	General
Contract start date	29/08/2006
Contract end date	

18/19 Contracted general activity (UDA)	18,000
Carry forward general activity (UDA)	57
18/19 Contracted orthodontic activity (UOA)	0
Carry forward orthodontic activity (UOA)	0
Baseline contract value	£438,874.91

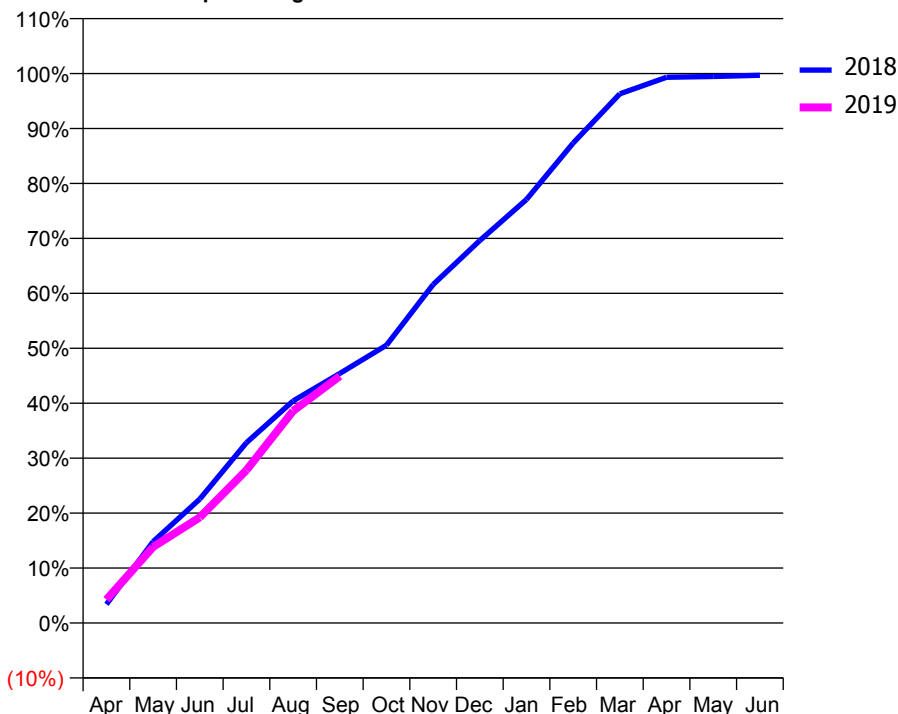
### ACCESS\*

Patients seen in 24 months	Total	Change since previous quarter
Quarter ending September 2017	5,347	
Quarter ending December 2017	5,518	↑
Quarter ending March 2018	5,861	↑
Quarter ending June 2018	6,085	↑
Quarter ending September 2018	6,147	→
<b>Variance since September 2017</b>	<b>15.0%</b>	<b>↑</b>



### ACTIVITY

**Cumulative percentage of contracted UDA delivered 2018 & 2019**



Month	Adjusted Scheduled Activity (UDA)	
	2018	2019
April	612	766
May	2,666	2,490
June	4,061	3,463
July	5,907	5,010
August	7,274	6,947
September	8,173	8,086
October	9,101	
November	11,090	
December	12,529	
January	13,876	
February	15,721	
March	17,335	
April	17,877	
May	17,903	
June	17,943	

### QUALITY

	Quantity	Base Number	Contract	AT	Region	England
% of FP17s for the same patient ID Re-attending within 3 months - Children	111	1,234	9.0%	9.4%	11.4%	11.6%
% of FP17s for the same patient ID Re-attending within 3 months - Adults	273	3,601	7.6%	13.8%	15.0%	15.5%
% of FP17s for the same patient ID Re-attending between 3 & 9 months - Children	765	1,234	62.0%	61.4%	59.9%	58.8%
% of FP17s for the same patient ID Re-attending between 3 & 9 months - Adults	2,398	3,601	66.6%	52.7%	52.0%	51.1%
% of FP17s for Band 1 Urgent Courses	171	4,483	3.8%	7.6%	8.0%	9.0%
% of FP17s Relating to Free Repair or Replacements	33	4,483	0.7%	0.8%	0.8%	0.8%
% of FP17s Relating to Continuations	29	4,483	0.6%	0.9%	0.9%	0.9%
% of Patients satisfied with the dentistry they have received	5	6	N/A	93.3%	93.5%	93.3%
% of Patients satisfied with the time they had to wait for an appointment	5	6	N/A	86.3%	89.1%	88.9%

\* This is based on patients treated on this contract for their most recent course of treatment. Figures in italics indicate the base number of FP17s or Patient Questionnaire responses are less than 100. N/A is shown where the base number of responses is less than 10 during the period. % is calculated as Quantity/Base number\*100

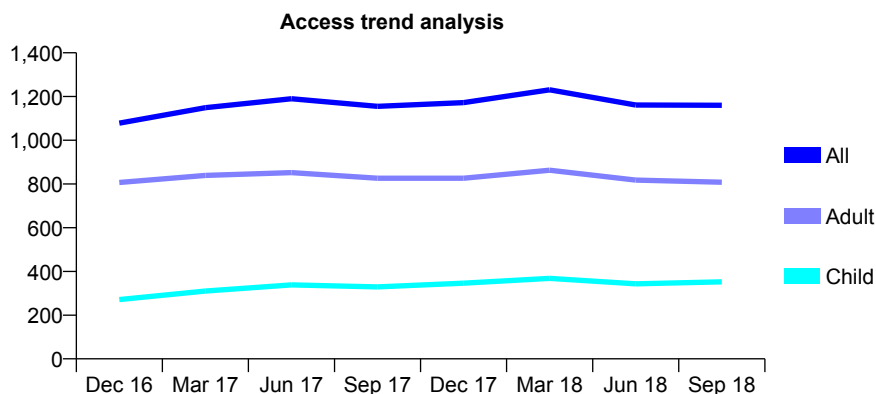
## Q59 - Vital Signs At a Glance Contract Report for 919632/0001 - September 2018

Name or company name	MRS D SOLANKI
Contract type name	GDS Contract
Purpose of contract	General
Contract start date	01/04/2006
Contract end date	

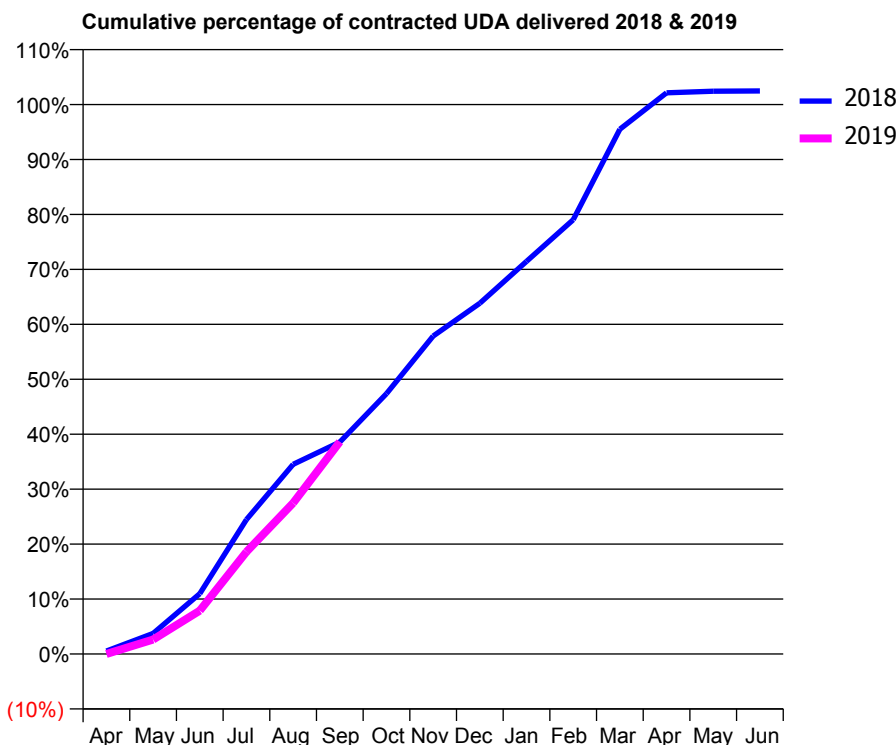
18/19 Contracted general activity (UDA)	3,046
Carry forward general activity (UDA)	0
18/19 Contracted orthodontic activity (UOA)	0
Carry forward orthodontic activity (UOA)	0
Baseline contract value	£54,028.27

### ACCESS\*

Patients seen in 24 months	Total	Change since previous quarter
Quarter ending September 2017	1,155	
Quarter ending December 2017	1,172	→
Quarter ending March 2018	1,231	↑
Quarter ending June 2018	1,161	↓
Quarter ending September 2018	1,160	→
<b>Variance since September 2017</b>	<b>0.4%</b>	<b>→</b>



### ACTIVITY



Month	Adjusted Scheduled Activity (UDA)	
	2018	2019
April	17	0
May	114	80
June	334	240
July	745	567
August	1,052	837
September	1,175	1,177
October	1,443	
November	1,762	
December	1,945	
January	2,177	
February	2,407	
March	2,909	
April	3,111	
May	3,120	
June	3,121	

### QUALITY

	Quantity	Base Number	Contract	AT	Region	England
% of FP17s for the same patient ID Re-attending within 3 months - Children	20	238	8.4%	9.4%	11.4%	11.6%
% of FP17s for the same patient ID Re-attending within 3 months - Adults	57	533	10.7%	13.8%	15.0%	15.5%
% of FP17s for the same patient ID Re-attending between 3 & 9 months - Children	80	238	33.6%	61.4%	59.9%	58.8%
% of FP17s for the same patient ID Re-attending between 3 & 9 months - Adults	229	533	43.0%	52.7%	52.0%	51.1%
% of FP17s for Band 1 Urgent Courses	48	647	7.4%	7.6%	8.0%	9.0%
% of FP17s Relating to Free Repair or Replacements	1	647	0.2%	0.8%	0.8%	0.8%
% of FP17s Relating to Continuations	2	647	0.3%	0.9%	0.9%	0.9%
% of Patients satisfied with the dentistry they have received	0	0	N/A	93.3%	93.5%	93.3%
% of Patients satisfied with the time they had to wait for an appointment	0	0	N/A	86.3%	89.1%	88.9%

\* This is based on patients treated on this contract for their most recent course of treatment. Figures in italics indicate the base number of FP17s or Patient Questionnaire responses are less than 100. N/A is shown where the base number of responses is less than 10 during the period. % is calculated as Quantity/Base number\*100

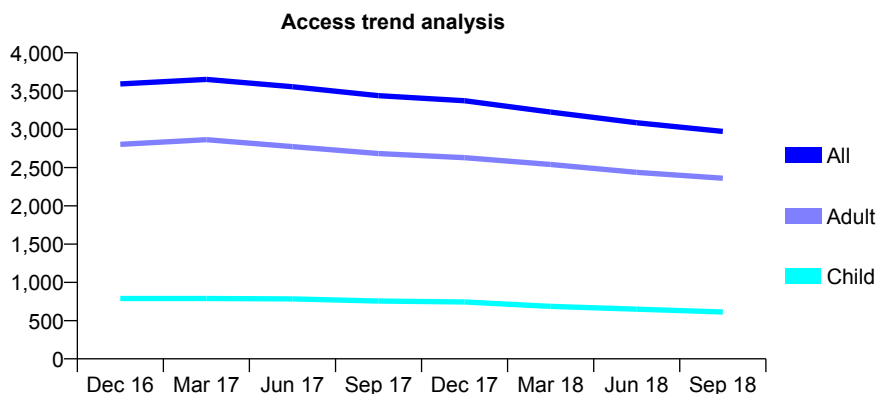
## Q59 - Vital Signs At a Glance Contract Report for 919845/0001 - September 2018

Name or company name	MISS H BURNIKELL
Contract type name	GDS Contract
Purpose of contract	General
Contract start date	01/04/2006
Contract end date	

18/19 Contracted general activity (UDA)	8,630
Carry forward general activity (UDA)	252
18/19 Contracted orthodontic activity (UOA)	0
Carry forward orthodontic activity (UOA)	0
Baseline contract value	£228,095.18

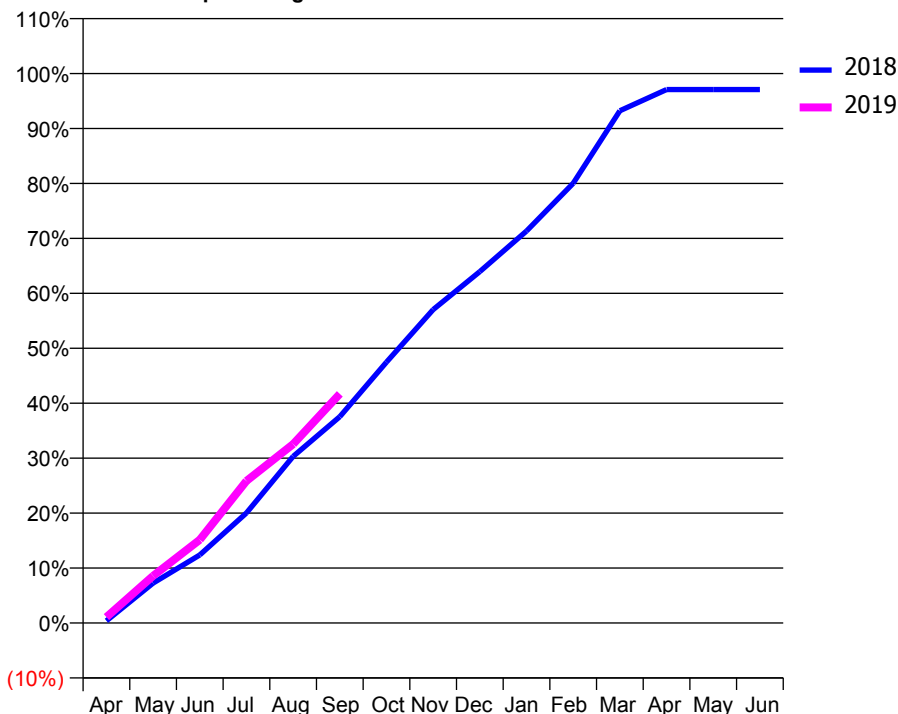
### ACCESS\*

Patients seen in 24 months	Total	Change since previous quarter
Quarter ending September 2017	3,439	
Quarter ending December 2017	3,373	↓
Quarter ending March 2018	3,225	↓
Quarter ending June 2018	3,086	↓
Quarter ending September 2018	2,973	↓
<b>Variance since September 2017</b>	<b>(13.6%)</b>	<b>↓</b>



### ACTIVITY

Cumulative percentage of contracted UDA delivered 2018 & 2019



Adjusted Scheduled Activity (UDA)

Month	2018	2019
April	34	93
May	628	741
June	1,070	1,308
July	1,730	2,231
August	2,616	2,809
September	3,241	3,599
October	4,098	
November	4,923	
December	5,518	
January	6,156	
February	6,906	
March	8,044	
April	8,378	
May	8,378	
June	8,378	

### QUALITY

	Quantity	Base Number	Contract	AT	Region	England
% of FP17s for the same patient ID Re-attending within 3 months - Children	139	519	26.8%	9.4%	11.4%	11.6%
% of FP17s for the same patient ID Re-attending within 3 months - Adults	454	1,820	24.9%	13.8%	15.0%	15.5%
% of FP17s for the same patient ID Re-attending between 3 & 9 months - Children	251	519	48.4%	61.4%	59.9%	58.8%
% of FP17s for the same patient ID Re-attending between 3 & 9 months - Adults	1,018	1,820	55.9%	52.7%	52.0%	51.1%
% of FP17s for Band 1 Urgent Courses	122	2,174	5.6%	7.6%	8.0%	9.0%
% of FP17s Relating to Free Repair or Replacements	16	2,174	0.7%	0.8%	0.8%	0.8%
% of FP17s Relating to Continuations	24	2,174	1.1%	0.9%	0.9%	0.9%
% of Patients satisfied with the dentistry they have received	0	0	N/A	93.3%	93.5%	93.3%
% of Patients satisfied with the time they had to wait for an appointment	0	0	N/A	86.3%	89.1%	88.9%

\* This is based on patients treated on this contract for their most recent course of treatment. Figures in italics indicate the base number of FP17s or Patient Questionnaire responses are less than 100. N/A is shown where the base number of responses is less than 10 during the period. % is calculated as Quantity/Base number\*100

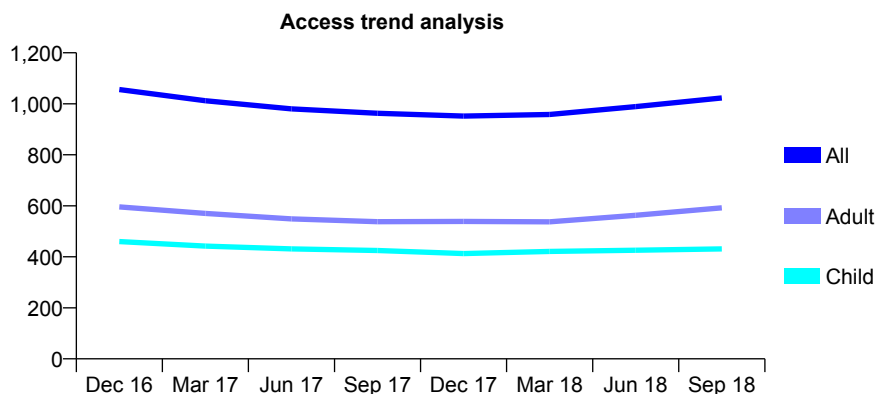
## Q59 - Vital Signs At a Glance Contract Report for 925322/0001 - September 2018

Name or company name	Mr P Martin
Contract type name	GDS Contract
Purpose of contract	General
Contract start date	01/04/2006
Contract end date	

18/19 Contracted general activity (UDA)	2,723
Carry forward general activity (UDA)	59
18/19 Contracted orthodontic activity (UOA)	0
Carry forward orthodontic activity (UOA)	0
Baseline contract value	£70,273.95

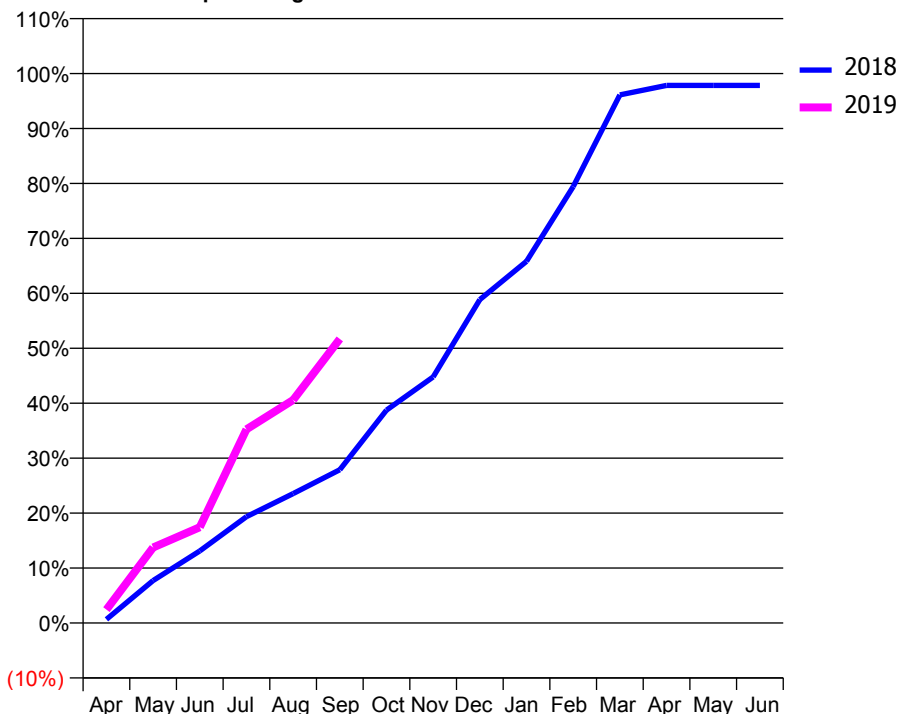
### ACCESS\*

Patients seen in 24 months	Total	Change since previous quarter
Quarter ending September 2017	963	
Quarter ending December 2017	952	↓
Quarter ending March 2018	958	→
Quarter ending June 2018	989	↑
Quarter ending September 2018	1,023	↑
<b>Variance since September 2017</b>	<b>6.2%</b>	<b>↑</b>



### ACTIVITY

Cumulative percentage of contracted UDA delivered 2018 & 2019



Adjusted Scheduled Activity (UDA)		
Month	2018	2019
April	18	66
May	211	375
June	357	475
July	527	960
August	641	1,105
September	760	1,408
October	1,055	
November	1,220	
December	1,603	
January	1,792	
February	2,162	
March	2,617	
April	2,664	
May	2,664	
June	2,664	

### QUALITY

	Quantity	Base Number	Contract	AT	Region	England
% of FP17s for the same patient ID Re-attending within 3 months - Children	11	276	4.0%	9.4%	11.4%	11.6%
% of FP17s for the same patient ID Re-attending within 3 months - Adults	49	431	11.4%	13.8%	15.0%	15.5%
% of FP17s for the same patient ID Re-attending between 3 & 9 months - Children	144	276	52.2%	61.4%	59.9%	58.8%
% of FP17s for the same patient ID Re-attending between 3 & 9 months - Adults	226	431	52.4%	52.7%	52.0%	51.1%
% of FP17s for Band 1 Urgent Courses	20	690	2.9%	7.6%	8.0%	9.0%
% of FP17s Relating to Free Repair or Replacements	2	690	0.3%	0.8%	0.8%	0.8%
% of FP17s Relating to Continuations	0	690	0.0%	0.9%	0.9%	0.9%
% of Patients satisfied with the dentistry they have received	1	1	N/A	93.3%	93.5%	93.3%
% of Patients satisfied with the time they had to wait for an appointment	0	1	N/A	86.3%	89.1%	88.9%

\* This is based on patients treated on this contract for their most recent course of treatment. Figures in italics indicate the base number of FP17s or Patient Questionnaire responses are less than 100. N/A is shown where the base number of responses is less than 10 during the period. % is calculated as Quantity/Base number\*100

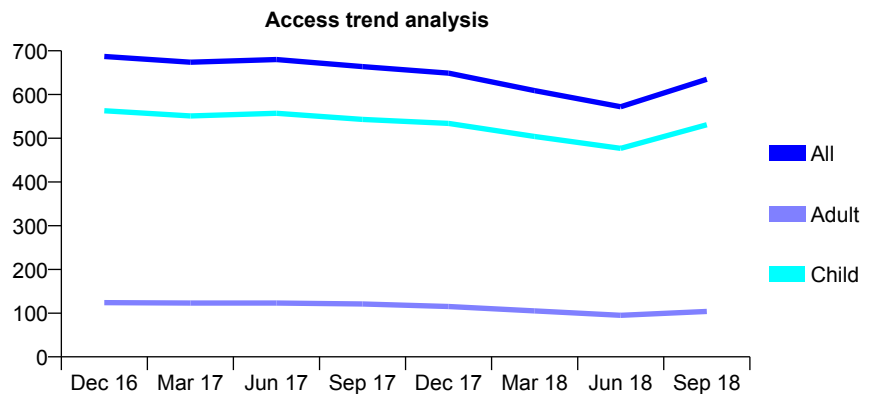
## Q59 - Vital Signs At a Glance Contract Report for 927244/0001 - September 2018

Name or company name	MR TE VISSER
Contract type name	GDS Contract
Purpose of contract	General
Contract start date	01/04/2006
Contract end date	

18/19 Contracted general activity (UDA)	1,300
Carry forward general activity (UDA)	0
18/19 Contracted orthodontic activity (UOA)	0
Carry forward orthodontic activity (UOA)	0
Baseline contract value	£28,982.88

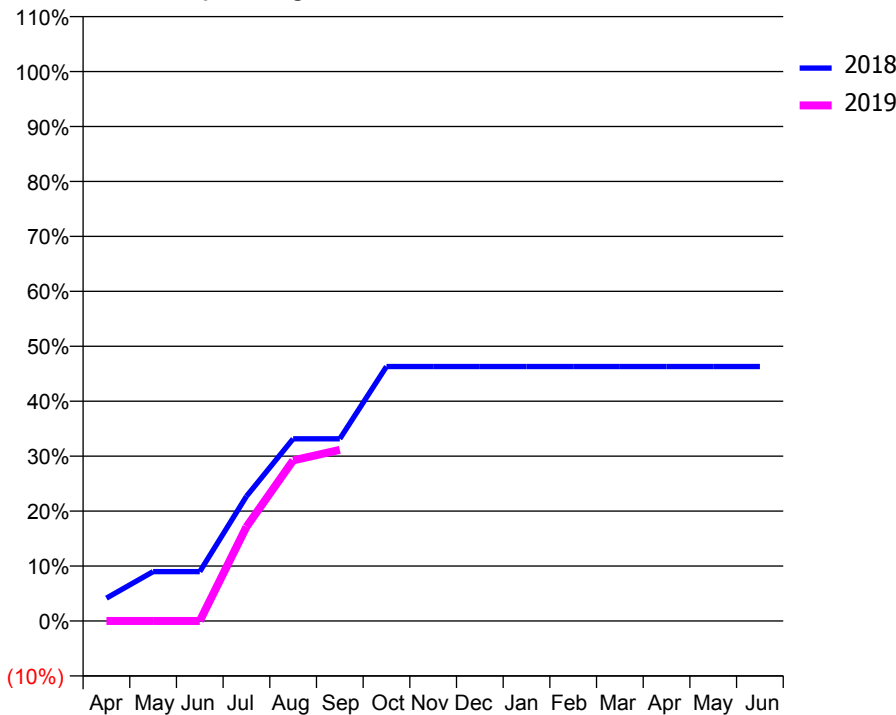
### ACCESS\*

Patients seen in 24 months	Total	Change since previous quarter
Quarter ending September 2017	664	
Quarter ending December 2017	649	↓
Quarter ending March 2018	609	↓
Quarter ending June 2018	572	↓
Quarter ending September 2018	635	↑
<b>Variance since September 2017</b>	<b>(4.4%)</b>	<b>↓</b>



### ACTIVITY

Cumulative percentage of contracted UDA delivered 2018 & 2019



Month	Adjusted Scheduled Activity (UDA)	
	2018	2019
April	54	0
May	117	0
June	117	0
July	295	223
August	431	380
September	431	405
October	602	
November	602	
December	602	
January	602	
February	602	
March	602	
April	602	
May	602	
June	602	

### QUALITY

	Quantity	Base Number	Contract	AT	Region	England
% of FP17s for the same patient ID Re-attending within 3 months - Children	36	772	4.7%	9.4%	11.4%	11.6%
% of FP17s for the same patient ID Re-attending within 3 months - Adults	3	48	6.3%	13.8%	15.0%	15.5%
% of FP17s for the same patient ID Re-attending between 3 & 9 months - Children	560	772	72.5%	61.4%	59.9%	58.8%
% of FP17s for the same patient ID Re-attending between 3 & 9 months - Adults	34	48	70.8%	52.7%	52.0%	51.1%
% of FP17s for Band 1 Urgent Courses	0	430	0.0%	7.6%	8.0%	9.0%
% of FP17s Relating to Free Repair or Replacements	0	430	0.0%	0.8%	0.8%	0.8%
% of FP17s Relating to Continuations	5	430	1.2%	0.9%	0.9%	0.9%
% of Patients satisfied with the dentistry they have received	0	0	N/A	93.3%	93.5%	93.3%
% of Patients satisfied with the time they had to wait for an appointment	0	0	N/A	86.3%	89.1%	88.9%

\* This is based on patients treated on this contract for their most recent course of treatment. Figures in italics indicate the base number of FP17s or Patient Questionnaire responses are less than 100. N/A is shown where the base number of responses is less than 10 during the period. % is calculated as Quantity/Base number\*100

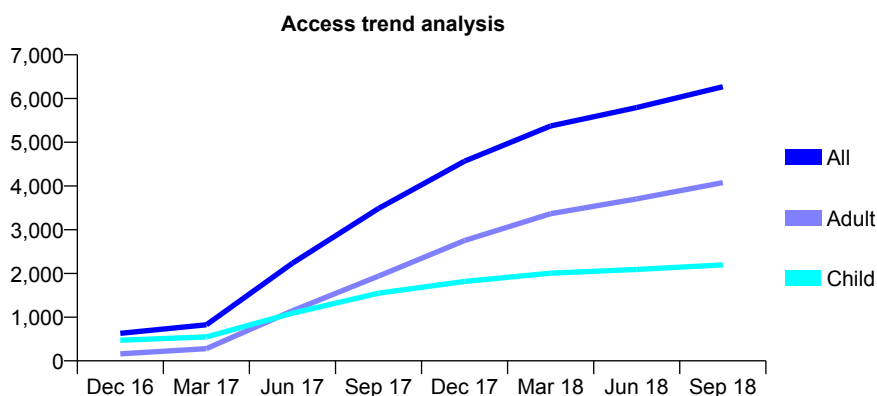
## Q59 - Vital Signs At a Glance Contract Report for 929328/0001 - September 2018

Name or company name	MR VH PEART
Contract type name	GDS Contract
Purpose of contract	General and Orthodontic
Contract start date	01/04/2006
Contract end date	

18/19 Contracted general activity (UDA)	18,638
Carry forward general activity (UDA)	0
18/19 Contracted orthodontic activity (UOA)	31
Carry forward orthodontic activity (UOA)	0
Baseline contract value	£458,244.27

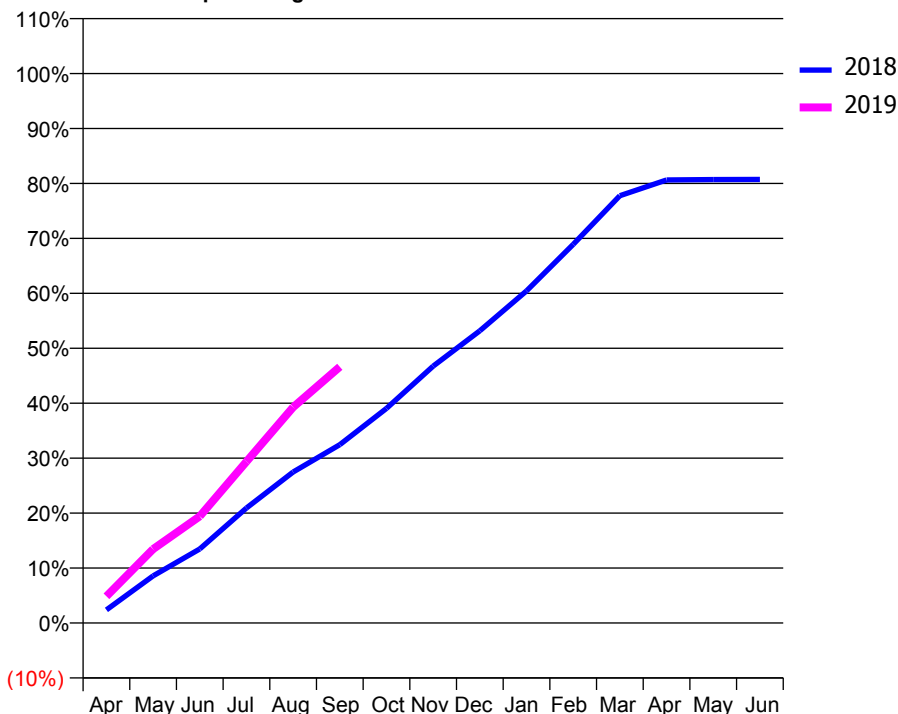
### ACCESS\*

Patients seen in 24 months	Total	Change since previous quarter
Quarter ending September 2017	3,485	
Quarter ending December 2017	4,569	↑
Quarter ending March 2018	5,372	↑
Quarter ending June 2018	5,795	↑
Quarter ending September 2018	6,270	↑
<b>Variance since September 2017</b>	<b>79.9%</b>	<b>↑</b>



### ACTIVITY

Cumulative percentage of contracted UDA delivered 2018 & 2019



Adjusted Scheduled Activity (UDA)

Month	2018	2019
April	446	906
May	1,598	2,508
June	2,513	3,619
July	3,903	5,476
August	5,123	7,320
September	6,052	8,689
October	7,281	
November	8,715	
December	9,910	
January	11,265	
February	12,841	
March	14,495	
April	15,027	
May	15,042	
June	15,045	

### QUALITY

	Quantity	Base Number	Contract	AT	Region	England
% of FP17s for the same patient ID Re-attending within 3 months - Children	127	2,036	6.2%	9.4%	11.4%	11.6%
% of FP17s for the same patient ID Re-attending within 3 months - Adults	378	3,162	12.0%	13.8%	15.0%	15.5%
% of FP17s for the same patient ID Re-attending between 3 & 9 months - Children	1,428	2,036	70.1%	61.4%	59.9%	58.8%
% of FP17s for the same patient ID Re-attending between 3 & 9 months - Adults	1,160	3,162	36.7%	52.7%	52.0%	51.1%
% of FP17s for Band 1 Urgent Courses	230	4,868	4.7%	7.6%	8.0%	9.0%
% of FP17s Relating to Free Repair or Replacements	38	4,868	0.8%	0.8%	0.8%	0.8%
% of FP17s Relating to Continuations	29	4,868	0.6%	0.9%	0.9%	0.9%
% of Patients satisfied with the dentistry they have received	1	1	N/A	93.3%	93.5%	93.3%
% of Patients satisfied with the time they had to wait for an appointment	1	1	N/A	86.3%	89.1%	88.9%

\* This is based on patients treated on this contract for their most recent course of treatment. Figures in italics indicate the base number of FP17s or Patient Questionnaire responses are less than 100. N/A is shown where the base number of responses is less than 10 during the period. % is calculated as Quantity/Base number\*100

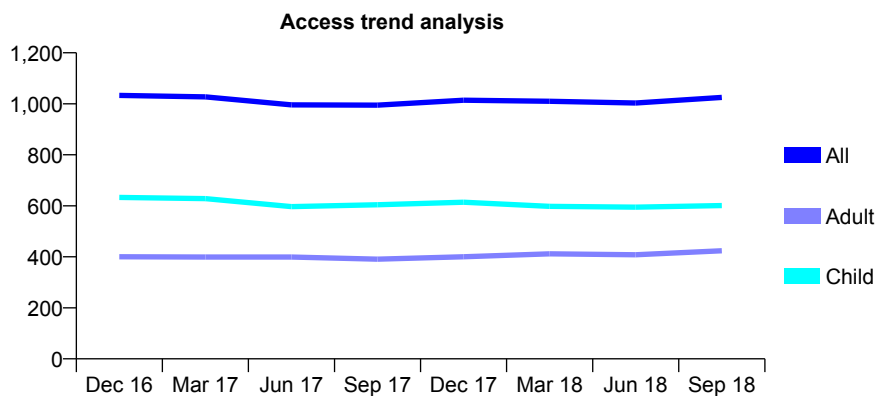
## Q59 - Vital Signs At a Glance Contract Report for 931756/0001 - September 2018

Name or company name	MR RD CASEY
Contract type name	GDS Contract
Purpose of contract	General
Contract start date	01/04/2006
Contract end date	

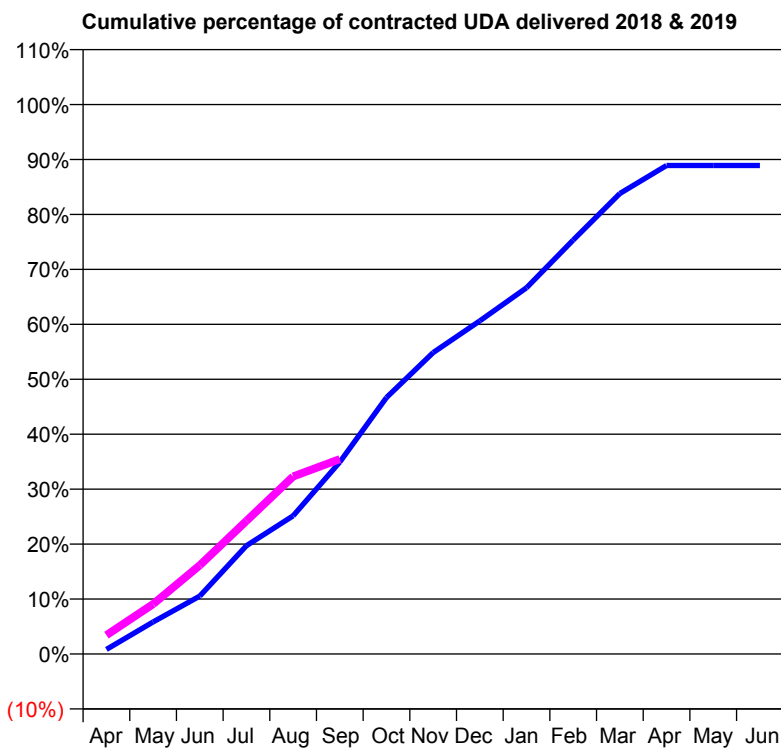
18/19 Contracted general activity (UDA)	3,968
Carry forward general activity (UDA)	0
18/19 Contracted orthodontic activity (UOA)	0
Carry forward orthodontic activity (UOA)	0
Baseline contract value	£107,622.38

### ACCESS\*

Patients seen in 24 months	Total	Change since previous quarter
Quarter ending September 2017	995	
Quarter ending December 2017	1,014	→
Quarter ending March 2018	1,010	→
Quarter ending June 2018	1,003	→
Quarter ending September 2018	1,025	↑
<b>Variance since September 2017</b>	<b>3.0%</b>	<b>↑</b>



### ACTIVITY



Adjusted Scheduled Activity (UDA)		
Month	2018	2019
April	33	137
May	231	361
June	418	641
July	782	961
August	998	1,282
September	1,386	1,407
October	1,852	
November	2,176	
December	2,406	
January	2,645	
February	2,989	
March	3,325	
April	3,527	
May	3,527	
June	3,527	

### QUALITY

	Quantity	Base Number	Contract	AT	Region	England
% of FP17s for the same patient ID Re-attending within 3 months - Children	24	423	5.7%	9.4%	11.4%	11.6%
% of FP17s for the same patient ID Re-attending within 3 months - Adults	76	276	27.5%	13.8%	15.0%	15.5%
% of FP17s for the same patient ID Re-attending between 3 & 9 months - Children	277	423	65.5%	61.4%	59.9%	58.8%
% of FP17s for the same patient ID Re-attending between 3 & 9 months - Adults	136	276	49.3%	52.7%	52.0%	51.1%
% of FP17s for Band 1 Urgent Courses	20	635	3.1%	7.6%	8.0%	9.0%
% of FP17s Relating to Free Repair or Replacements	0	635	0.0%	0.8%	0.8%	0.8%
% of FP17s Relating to Continuations	0	635	0.0%	0.9%	0.9%	0.9%
% of Patients satisfied with the dentistry they have received	0	0	N/A	93.3%	93.5%	93.3%
% of Patients satisfied with the time they had to wait for an appointment	0	0	N/A	86.3%	89.1%	88.9%

\* This is based on patients treated on this contract for their most recent course of treatment. Figures in italics indicate the base number of FP17s or Patient Questionnaire responses are less than 100. N/A is shown where the base number of responses is less than 10 during the period. % is calculated as Quantity/Base number\*100

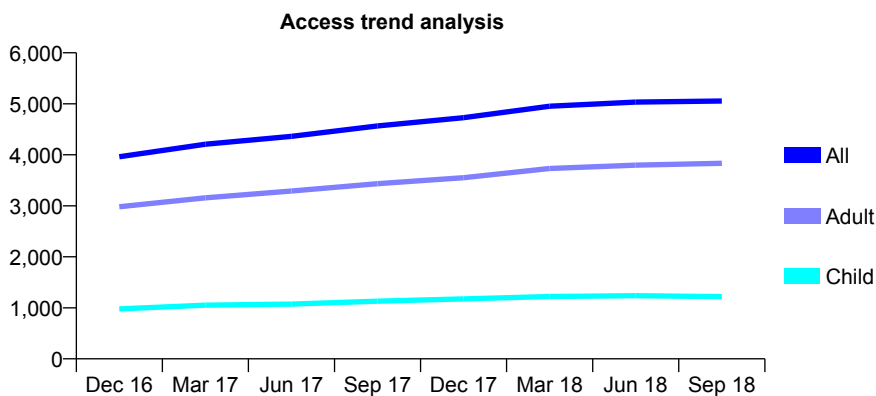
## Q59 - Vital Signs At a Glance Contract Report for 939838/0003 - September 2018

Name or company name	MISS Z ISHAK
Contract type name	GDS Contract
Purpose of contract	General
Contract start date	01/04/2008
Contract end date	

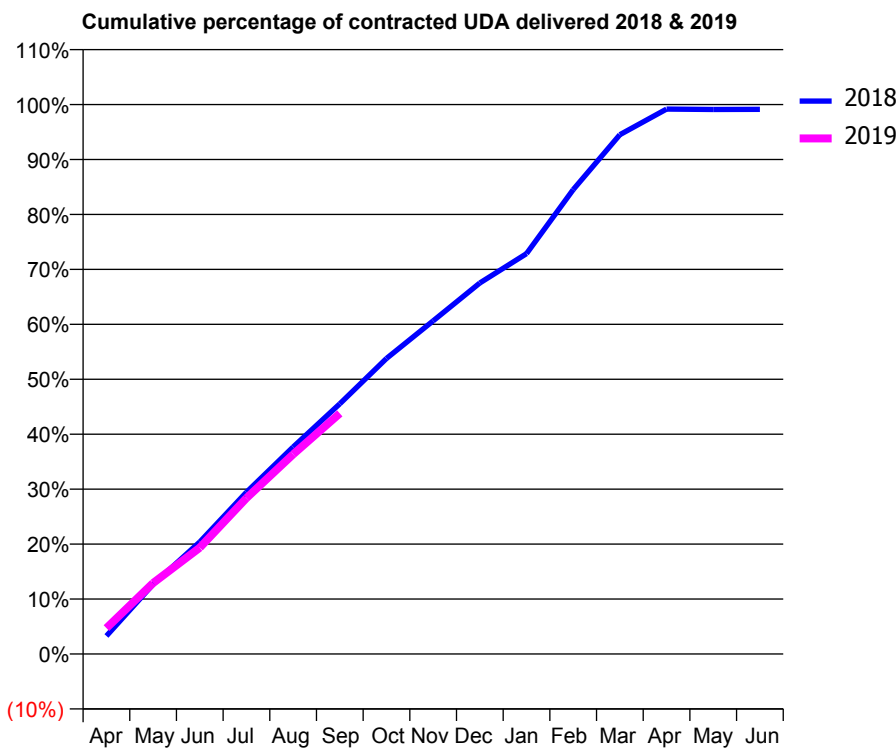
18/19 Contracted general activity (UDA)	15,328
Carry forward general activity (UDA)	136
18/19 Contracted orthodontic activity (UOA)	0
Carry forward orthodontic activity (UOA)	0
Baseline contract value	£336,044.97

### ACCESS\*

Patients seen in 24 months	Total	Change since previous quarter
Quarter ending September 2017	4,565	
Quarter ending December 2017	4,728	↑
Quarter ending March 2018	4,953	↑
Quarter ending June 2018	5,035	→
Quarter ending September 2018	5,054	→
<b>Variance since September 2017</b>	<b>10.7%</b>	<b>↑</b>



### ACTIVITY



Month	Adjusted Scheduled Activity (UDA)	
	2018	2019
April	504	725
May	1,944	1,982
June	3,125	2,968
July	4,512	4,350
August	5,774	5,569
September	6,980	6,713
October	8,245	
November	9,293	
December	10,351	
January	11,168	
February	12,952	
March	14,486	
April	15,200	
May	15,191	
June	15,192	

### QUALITY

	Quantity	Base Number	Contract	AT	Region	England
% of FP17s for the same patient ID Re-attending within 3 months - Children	71	1,012	7.0%	9.4%	11.4%	11.6%
% of FP17s for the same patient ID Re-attending within 3 months - Adults	334	2,668	12.5%	13.8%	15.0%	15.5%
% of FP17s for the same patient ID Re-attending between 3 & 9 months - Children	689	1,012	68.1%	61.4%	59.9%	58.8%
% of FP17s for the same patient ID Re-attending between 3 & 9 months - Adults	1,323	2,668	49.6%	52.7%	52.0%	51.1%
% of FP17s for Band 1 Urgent Courses	215	3,342	6.4%	7.6%	8.0%	9.0%
% of FP17s Relating to Free Repair or Replacements	8	3,342	0.2%	0.8%	0.8%	0.8%
% of FP17s Relating to Continuations	37	3,342	1.1%	0.9%	0.9%	0.9%
% of Patients satisfied with the dentistry they have received	4	4	N/A	93.3%	93.5%	93.3%
% of Patients satisfied with the time they had to wait for an appointment	3	4	N/A	86.3%	89.1%	88.9%

\* This is based on patients treated on this contract for their most recent course of treatment. Figures in italics indicate the base number of FP17s or Patient Questionnaire responses are less than 100. N/A is shown where the base number of responses is less than 10 during the period. % is calculated as Quantity/Base number\*100



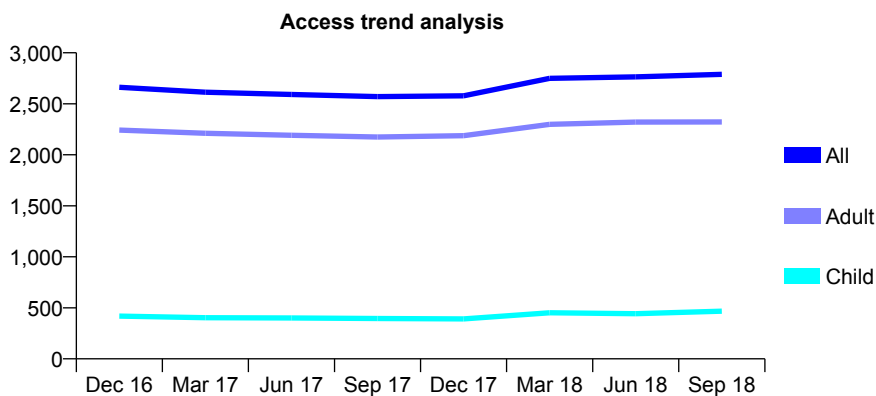
## Q59 - Vital Signs At a Glance Contract Report for 939838/0008 - September 2018

Name or company name	MISS Z ISHAK
Contract type name	GDS Contract
Purpose of contract	General
Contract start date	01/02/2013
Contract end date	

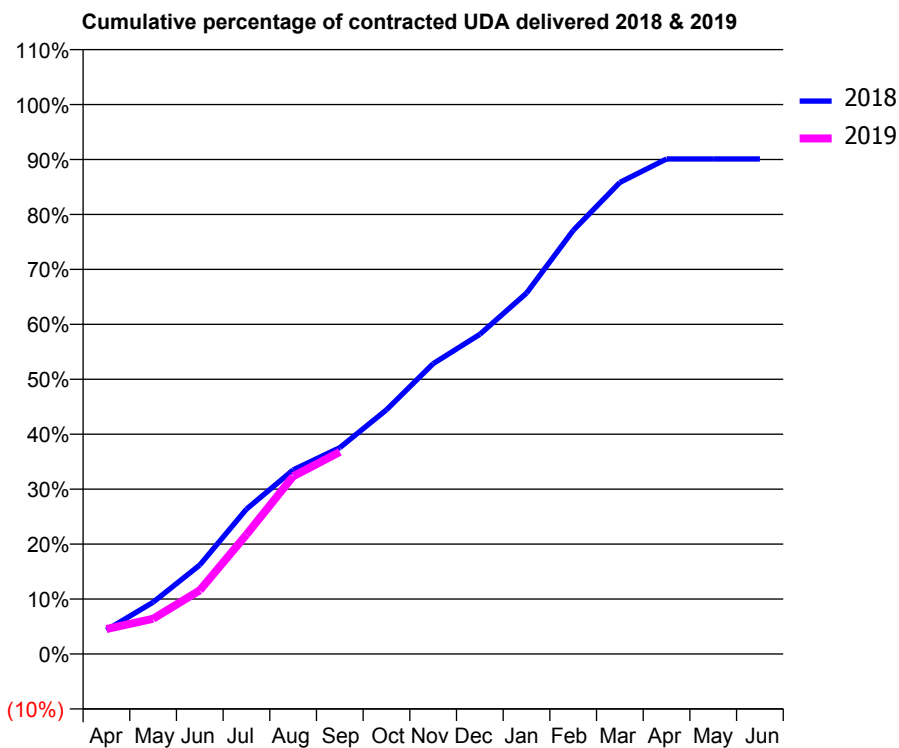
18/19 Contracted general activity (UDA)	10,144
Carry forward general activity (UDA)	0
18/19 Contracted orthodontic activity (UOA)	0
Carry forward orthodontic activity (UOA)	0
Baseline contract value	£271,819.09

### ACCESS\*

Patients seen in 24 months	Total	Change since previous quarter
Quarter ending September 2017	2,570	
Quarter ending December 2017	2,579	→
Quarter ending March 2018	2,750	↑
Quarter ending June 2018	2,764	→
Quarter ending September 2018	2,789	→
<b>Variance since September 2017</b>	<b>8.5%</b>	<b>↑</b>



### ACTIVITY



Month	Adjusted Scheduled Activity (UDA)	
	2018	2019
April	443	461
May	956	652
June	1,642	1,175
July	2,675	2,204
August	3,399	3,279
September	3,810	3,730
October	4,510	
November	5,360	
December	5,902	
January	6,662	
February	7,819	
March	8,706	
April	9,138	
May	9,138	
June	9,138	

### QUALITY

	Quantity	Base Number	Contract	AT	Region	England
% of FP17s for the same patient ID Re-attending within 3 months - Children	11	440	2.5%	9.4%	11.4%	11.6%
% of FP17s for the same patient ID Re-attending within 3 months - Adults	129	1,665	7.7%	13.8%	15.0%	15.5%
% of FP17s for the same patient ID Re-attending between 3 & 9 months - Children	303	440	68.9%	61.4%	59.9%	58.8%
% of FP17s for the same patient ID Re-attending between 3 & 9 months - Adults	1,094	1,665	65.7%	52.7%	52.0%	51.1%
% of FP17s for Band 1 Urgent Courses	0	1,964	0.0%	7.6%	8.0%	9.0%
% of FP17s Relating to Free Repair or Replacements	27	1,964	1.4%	0.8%	0.8%	0.8%
% of FP17s Relating to Continuations	49	1,964	2.5%	0.9%	0.9%	0.9%
% of Patients satisfied with the dentistry they have received	3	3	N/A	93.3%	93.5%	93.3%
% of Patients satisfied with the time they had to wait for an appointment	3	3	N/A	86.3%	89.1%	88.9%

\* This is based on patients treated on this contract for their most recent course of treatment. Figures in italics indicate the base number of FP17s or Patient Questionnaire responses are less than 100. N/A is shown where the base number of responses is less than 10 during the period. % is calculated as Quantity/Base number\*100

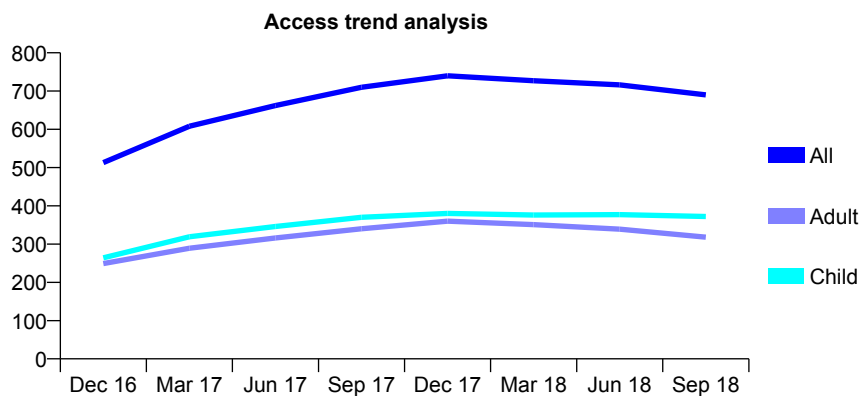
## Q59 - Vital Signs At a Glance Contract Report for 962198/0001 - September 2018

Name or company name	MRS S HINDOCHA
Contract type name	GDS Contract
Purpose of contract	General
Contract start date	06/02/2016
Contract end date	

18/19 Contracted general activity (UDA)	2,502
Carry forward general activity (UDA)	-16
18/19 Contracted orthodontic activity (UOA)	0
Carry forward orthodontic activity (UOA)	0
Baseline contract value	£55,328.21

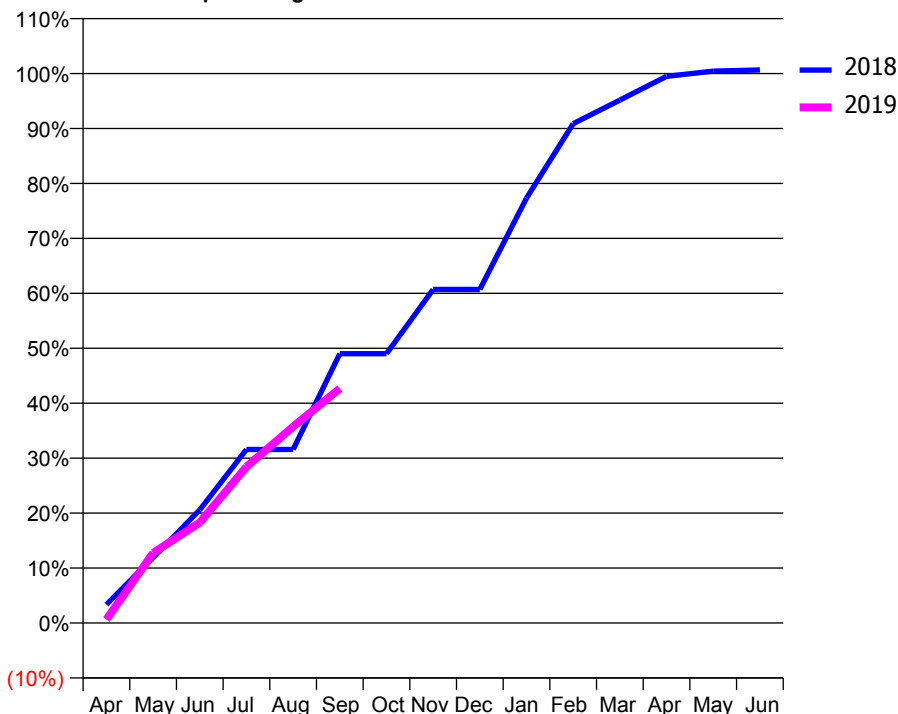
### ACCESS\*

Patients seen in 24 months	Total	Change since previous quarter
Quarter ending September 2017	710	
Quarter ending December 2017	740	↑
Quarter ending March 2018	727	↓
Quarter ending June 2018	716	↓
Quarter ending September 2018	690	↓
<b>Variance since September 2017</b>	<b>(2.8%)</b>	<b>↓</b>



### ACTIVITY

Cumulative percentage of contracted UDA delivered 2018 & 2019



Month	Adjusted Scheduled Activity (UDA)	
	2018	2019
April	84	16
May	299	319
June	515	458
July	790	711
August	790	894
September	1,226	1,068
October	1,226	
November	1,519	
December	1,519	
January	1,935	
February	2,274	
March	2,381	
April	2,489	
May	2,513	
June	2,518	

### QUALITY

	Quantity	Base Number	Contract	AT	Region	England
% of FP17s for the same patient ID Re-attending within 3 months - Children	36	301	12.0%	9.4%	11.4%	11.6%
% of FP17s for the same patient ID Re-attending within 3 months - Adults	59	221	26.7%	13.8%	15.0%	15.5%
% of FP17s for the same patient ID Re-attending between 3 & 9 months - Children	194	301	64.5%	61.4%	59.9%	58.8%
% of FP17s for the same patient ID Re-attending between 3 & 9 months - Adults	121	221	54.8%	52.7%	52.0%	51.1%
% of FP17s for Band 1 Urgent Courses	38	461	8.2%	7.6%	8.0%	9.0%
% of FP17s Relating to Free Repair or Replacements	0	461	0.0%	0.8%	0.8%	0.8%
% of FP17s Relating to Continuations	1	461	0.2%	0.9%	0.9%	0.9%
% of Patients satisfied with the dentistry they have received	0	0	N/A	93.3%	93.5%	93.3%
% of Patients satisfied with the time they had to wait for an appointment	0	0	N/A	86.3%	89.1%	88.9%

\* This is based on patients treated on this contract for their most recent course of treatment. Figures in italics indicate the base number of FP17s or Patient Questionnaire responses are less than 100. N/A is shown where the base number of responses is less than 10 during the period. % is calculated as Quantity/Base number\*100

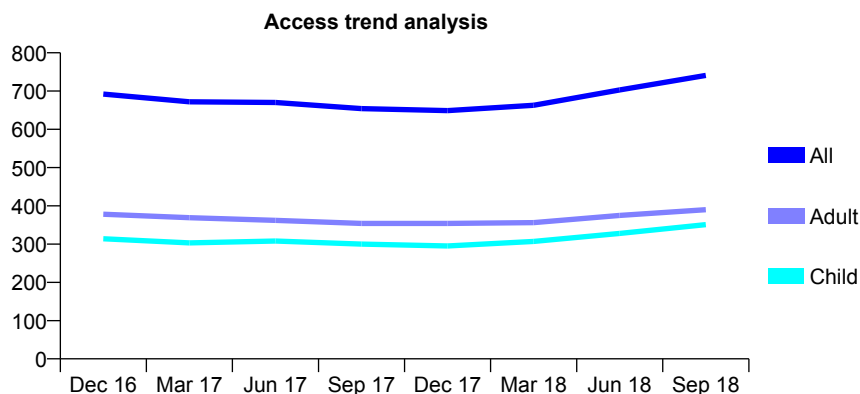
## Q59 - Vital Signs At a Glance Contract Report for 967432/0001 - September 2018

Name or company name	Mr S Patel
Contract type name	GDS Contract
Purpose of contract	General
Contract start date	01/12/2007
Contract end date	

18/19 Contracted general activity (UDA)	3,344
Carry forward general activity (UDA)	0
18/19 Contracted orthodontic activity (UOA)	0
Carry forward orthodontic activity (UOA)	0
Baseline contract value	£62,684.61

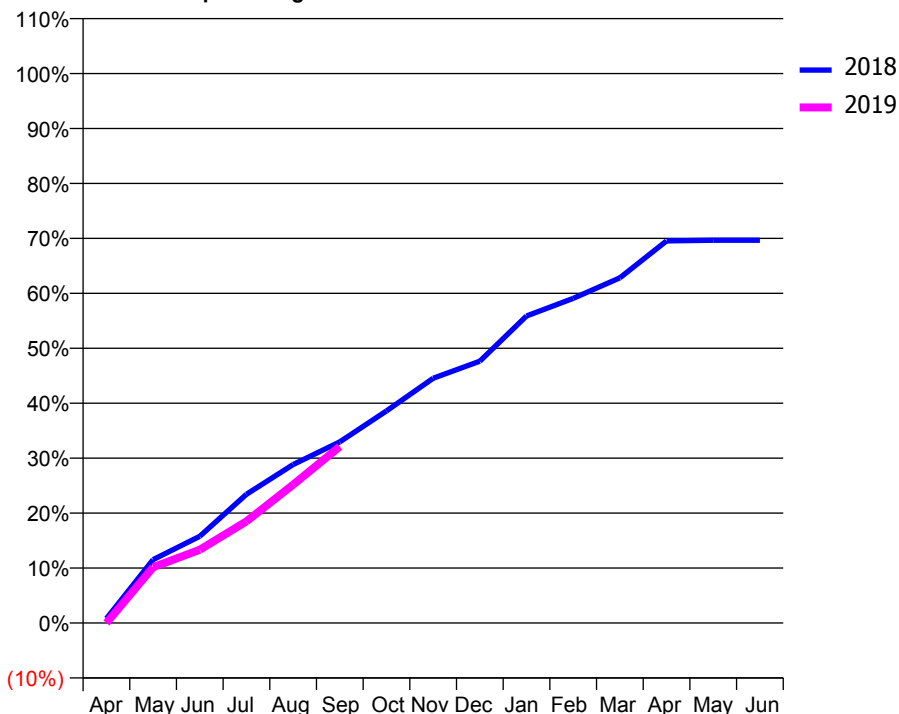
### ACCESS\*

Patients seen in 24 months	Total	Change since previous quarter
Quarter ending September 2017	654	
Quarter ending December 2017	649	→
Quarter ending March 2018	663	↑
Quarter ending June 2018	703	↑
Quarter ending September 2018	741	↑
<b>Variance since September 2017</b>	<b>13.3%</b>	<b>↑</b>



### ACTIVITY

Cumulative percentage of contracted UDA delivered 2018 & 2019



Adjusted Scheduled Activity (UDA)		
Month	2018	2019
April	27	0
May	386	340
June	528	446
July	783	619
August	965	842
September	1,102	1,074
October	1,291	
November	1,489	
December	1,593	
January	1,869	
February	1,975	
March	2,100	
April	2,326	
May	2,330	
June	2,330	

### QUALITY

	Quantity	Base Number	Contract	AT	Region	England
% of FP17s for the same patient ID Re-attending within 3 months - Children	39	348	11.2%	9.4%	11.4%	11.6%
% of FP17s for the same patient ID Re-attending within 3 months - Adults	52	315	16.5%	13.8%	15.0%	15.5%
% of FP17s for the same patient ID Re-attending between 3 & 9 months - Children	211	348	60.6%	61.4%	59.9%	58.8%
% of FP17s for the same patient ID Re-attending between 3 & 9 months - Adults	144	315	45.7%	52.7%	52.0%	51.1%
% of FP17s for Band 1 Urgent Courses	23	580	4.0%	7.6%	8.0%	9.0%
% of FP17s Relating to Free Repair or Replacements	0	580	0.0%	0.8%	0.8%	0.8%
% of FP17s Relating to Continuations	4	580	0.7%	0.9%	0.9%	0.9%
% of Patients satisfied with the dentistry they have received	2	2	N/A	93.3%	93.5%	93.3%
% of Patients satisfied with the time they had to wait for an appointment	2	2	N/A	86.3%	89.1%	88.9%

\* This is based on patients treated on this contract for their most recent course of treatment. Figures in italics indicate the base number of FP17s or Patient Questionnaire responses are less than 100. N/A is shown where the base number of responses is less than 10 during the period. % is calculated as Quantity/Base number\*100

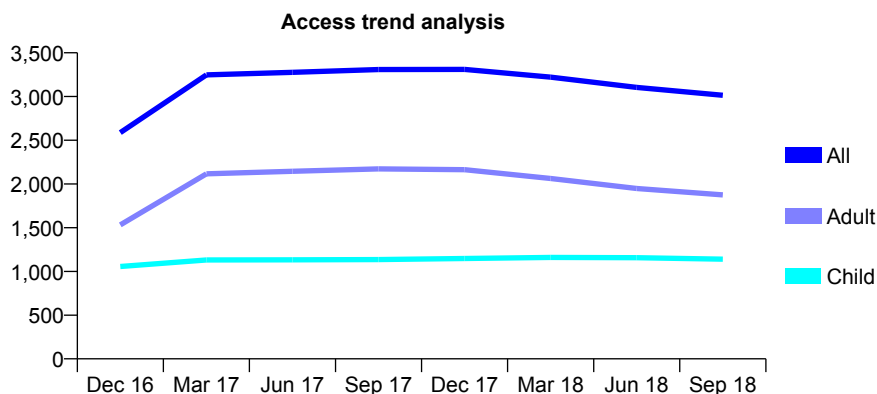
## Q59 - Vital Signs At a Glance Contract Report for 995584/0001 - September 2018

Name or company name	Mr B Khaseria & Mrs M K Dhariwal
Contract type name	GDS Contract
Purpose of contract	General
Contract start date	01/01/2016
Contract end date	

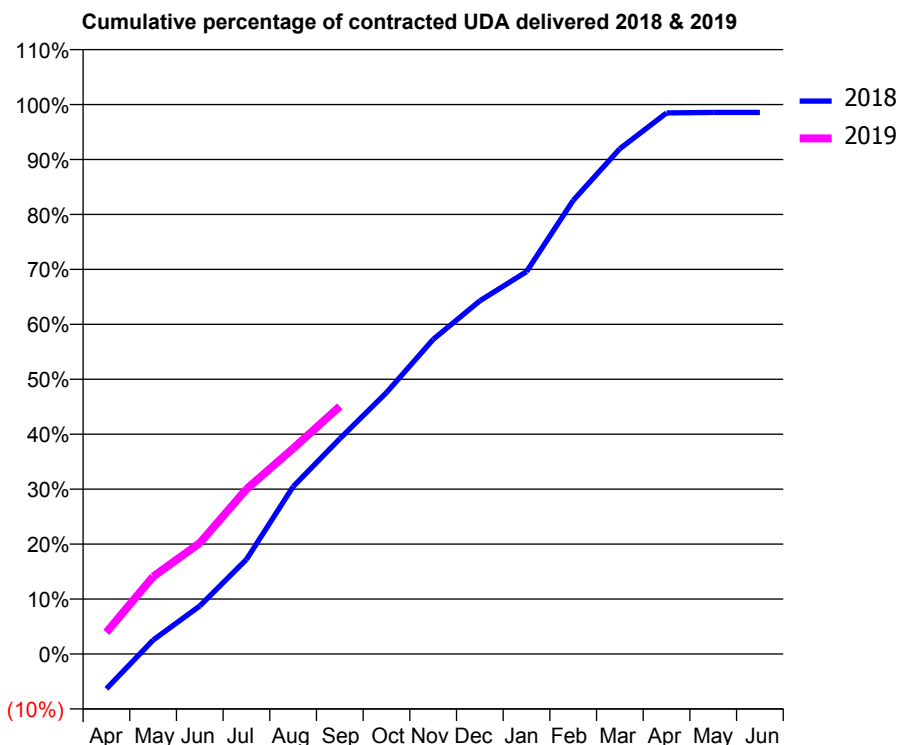
18/19 Contracted general activity (UDA)	5,032
Carry forward general activity (UDA)	73
18/19 Contracted orthodontic activity (UOA)	0
Carry forward orthodontic activity (UOA)	0
Baseline contract value	£136,481.07

### ACCESS\*

Patients seen in 24 months	Total	Change since previous quarter
Quarter ending September 2017	3,309	
Quarter ending December 2017	3,310	→
Quarter ending March 2018	3,222	↓
Quarter ending June 2018	3,104	↓
Quarter ending September 2018	3,015	↓
<b>Variance since September 2017</b>	<b>(8.9%)</b>	<b>↓</b>



### ACTIVITY



Month	Adjusted Scheduled Activity (UDA)	
	2018	2019
April	-319	198
May	127	709
June	440	1,016
July	867	1,510
August	1,533	1,882
September	1,971	2,268
October	2,395	
November	2,882	
December	3,234	
January	3,501	
February	4,154	
March	4,627	
April	4,955	
May	4,959	
June	4,959	

### QUALITY

	Quantity	Base Number	Contract	AT	Region	England
% of FP17s for the same patient ID Re-attending within 3 months - Children	34	789	4.3%	9.4%	11.4%	11.6%
% of FP17s for the same patient ID Re-attending within 3 months - Adults	53	504	10.5%	13.8%	15.0%	15.5%
% of FP17s for the same patient ID Re-attending between 3 & 9 months - Children	521	789	66.0%	61.4%	59.9%	58.8%
% of FP17s for the same patient ID Re-attending between 3 & 9 months - Adults	294	504	58.3%	52.7%	52.0%	51.1%
% of FP17s for Band 1 Urgent Courses	56	1,165	4.8%	7.6%	8.0%	9.0%
% of FP17s Relating to Free Repair or Replacements	0	1,165	0.0%	0.8%	0.8%	0.8%
% of FP17s Relating to Continuations	0	1,165	0.0%	0.9%	0.9%	0.9%
% of Patients satisfied with the dentistry they have received	4	4	N/A	93.3%	93.5%	93.3%
% of Patients satisfied with the time they had to wait for an appointment	4	4	N/A	86.3%	89.1%	88.9%

\* This is based on patients treated on this contract for their most recent course of treatment. Figures in italics indicate the base number of FP17s or Patient Questionnaire responses are less than 100. N/A is shown where the base number of responses is less than 10 during the period. % is calculated as Quantity/Base number\*100

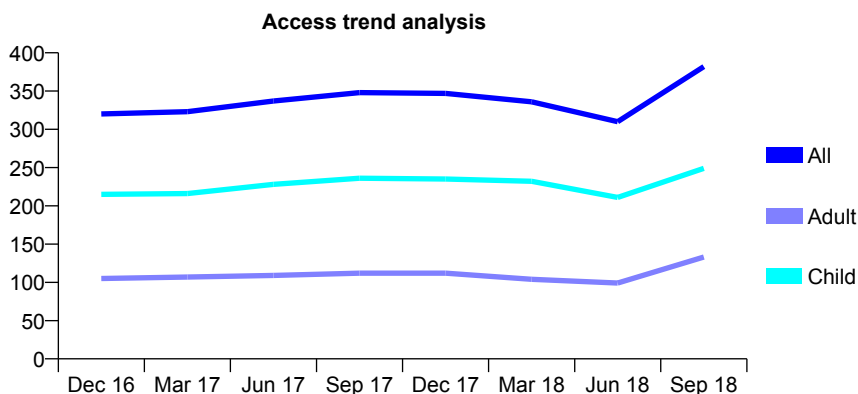
## Q59 - Vital Signs At a Glance Contract Report for 998133/0001 - September 2018

Name or company name	Lechki, Desai, Shah & Thakor (T/A Queens)
Contract type name	GDS Contract
Purpose of contract	General
Contract start date	01/04/2006
Contract end date	

18/19 Contracted general activity (UDA)	800
Carry forward general activity (UDA)	0
18/19 Contracted orthodontic activity (UOA)	0
Carry forward orthodontic activity (UOA)	0
Baseline contract value	£17,331.05

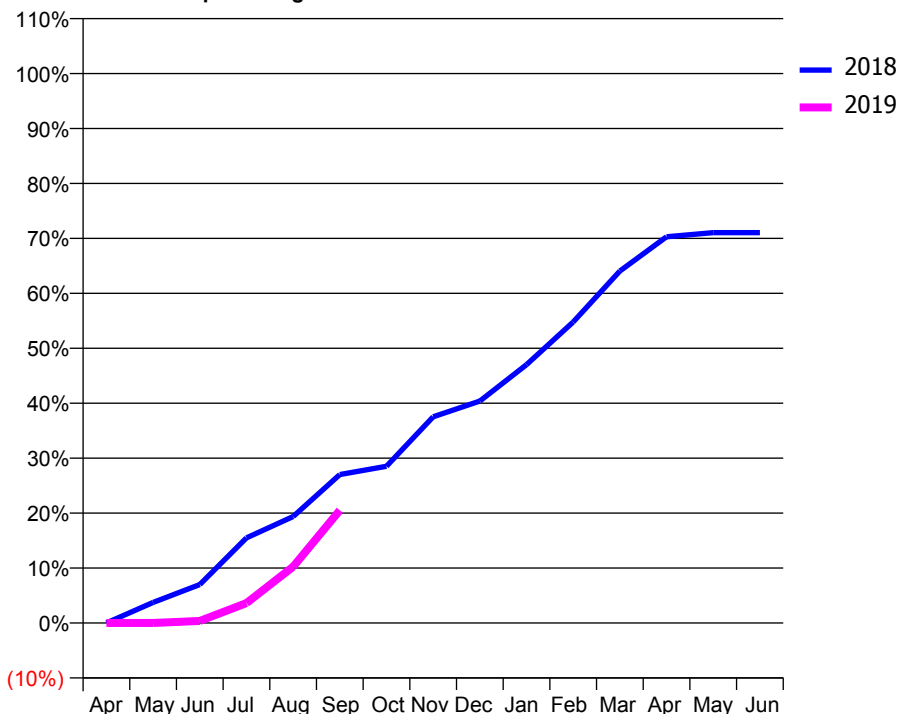
### ACCESS\*

Patients seen in 24 months	Total	Change since previous quarter
Quarter ending September 2017	348	
Quarter ending December 2017	347	→
Quarter ending March 2018	336	↓
Quarter ending June 2018	310	↓
Quarter ending September 2018	382	↑
<b>Variance since September 2017</b>	<b>9.8%</b>	<b>↑</b>



### ACTIVITY

Cumulative percentage of contracted UDA delivered 2018 & 2019



Adjusted Scheduled Activity (UDA)

Month	2018	2019
April	0	0
May	30	0
June	56	3
July	124	29
August	155	82
September	216	164
October	228	
November	300	
December	323	
January	376	
February	438	
March	512	
April	562	
May	568	
June	568	

### QUALITY

	Quantity	Base Number	Contract	AT	Region	England
% of FP17s for the same patient ID Re-attending within 3 months - Children	2	89	2.2%	9.4%	11.4%	11.6%
% of FP17s for the same patient ID Re-attending within 3 months - Adults	0	46	0.0%	13.8%	15.0%	15.5%
% of FP17s for the same patient ID Re-attending between 3 & 9 months - Children	14	89	15.7%	61.4%	59.9%	58.8%
% of FP17s for the same patient ID Re-attending between 3 & 9 months - Adults	2	46	4.3%	52.7%	52.0%	51.1%
% of FP17s for Band 1 Urgent Courses	1	111	0.9%	7.6%	8.0%	9.0%
% of FP17s Relating to Free Repair or Replacements	0	111	0.0%	0.8%	0.8%	0.8%
% of FP17s Relating to Continuations	0	111	0.0%	0.9%	0.9%	0.9%
% of Patients satisfied with the dentistry they have received	0	0	N/A	93.3%	93.5%	93.3%
% of Patients satisfied with the time they had to wait for an appointment	0	0	N/A	86.3%	89.1%	88.9%

\* This is based on patients treated on this contract for their most recent course of treatment. Figures in italics indicate the base number of FP17s or Patient Questionnaire responses are less than 100. N/A is shown where the base number of responses is less than 10 during the period. % is calculated as Quantity/Base number\*100

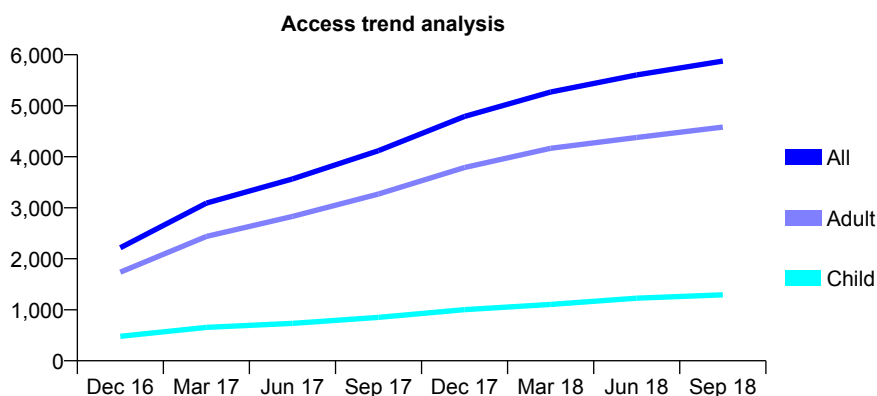
## Q60 - Vital Signs At a Glance Contract Report for 100034/0000 - September 2018

Name or company name	Whitecross Dental Care Limited
Contract type name	GDS Contract
Purpose of contract	General
Contract start date	01/04/2016
Contract end date	

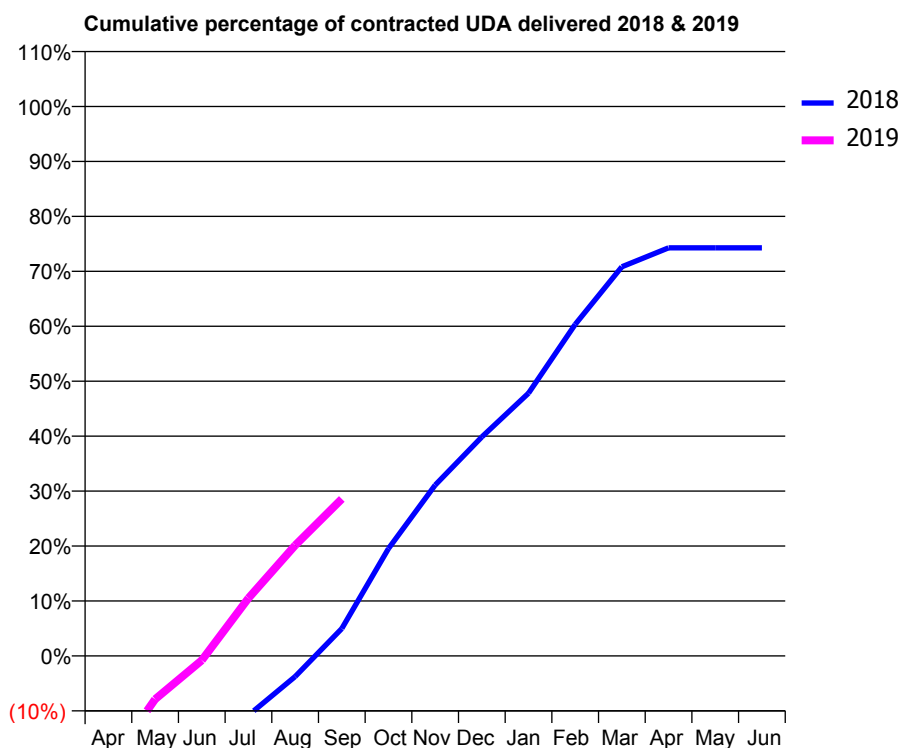
18/19 Contracted general activity (UDA)	16,000
Carry forward general activity (UDA)	4,118
18/19 Contracted orthodontic activity (UOA)	0
Carry forward orthodontic activity (UOA)	0
Baseline contract value	£397,451.56

### ACCESS\*

Patients seen in 24 months	Total	Change since previous quarter
Quarter ending September 2017	4,119	
Quarter ending December 2017	4,792	↑
Quarter ending March 2018	5,269	↑
Quarter ending June 2018	5,605	↑
Quarter ending September 2018	5,875	↑
<b>Variance since September 2017</b>	<b>42.6%</b>	<b>↑</b>



### ACTIVITY



Month	Adjusted Scheduled Activity (UDA)	
	2018	2019
April	-5,045	-3,207
May	-3,875	-1,262
June	-2,925	-131
July	-1,735	1,684
August	-604	3,220
September	799	4,571
October	3,127	
November	4,977	
December	6,379	
January	7,650	
February	9,654	
March	11,330	
April	11,883	
May	11,883	
June	11,882	

### QUALITY

	Quantity	Base Number	Contract	AT	Region	England
% of FP17s for the same patient ID Re-attending within 3 months - Children	41	899	4.6%	9.8%	11.4%	11.6%
% of FP17s for the same patient ID Re-attending within 3 months - Adults	453	3,129	14.5%	13.2%	15.0%	15.5%
% of FP17s for the same patient ID Re-attending between 3 & 9 months - Children	456	899	50.7%	60.9%	59.9%	58.8%
% of FP17s for the same patient ID Re-attending between 3 & 9 months - Adults	1,575	3,129	50.3%	55.1%	52.0%	51.1%
% of FP17s for Band 1 Urgent Courses	292	3,794	7.7%	7.2%	8.0%	9.0%
% of FP17s Relating to Free Repair or Replacements	25	3,794	0.7%	0.9%	0.8%	0.8%
% of FP17s Relating to Continuations	73	3,794	1.9%	1.1%	0.9%	0.9%
% of Patients satisfied with the dentistry they have received	2	4	N/A	93.8%	93.5%	93.3%
% of Patients satisfied with the time they had to wait for an appointment	4	4	N/A	91.1%	89.1%	88.9%

\* This is based on patients treated on this contract for their most recent course of treatment. Figures in italics indicate the base number of FP17s or Patient Questionnaire responses are less than 100. N/A is shown where the base number of responses is less than 10 during the period. % is calculated as Quantity/Base number\*100

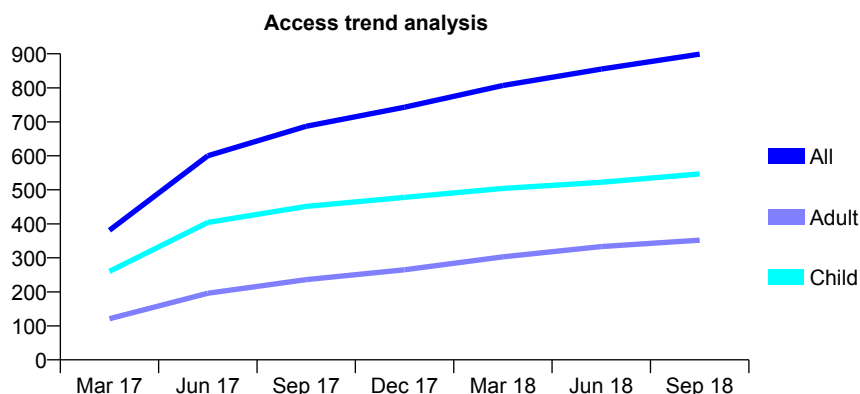
## Q60 - Vital Signs At a Glance Contract Report for 100233/0000 - September 2018

Name or company name	Willow Street Dental Practice
Contract type name	GDS Contract
Purpose of contract	General
Contract start date	01/12/2016
Contract end date	

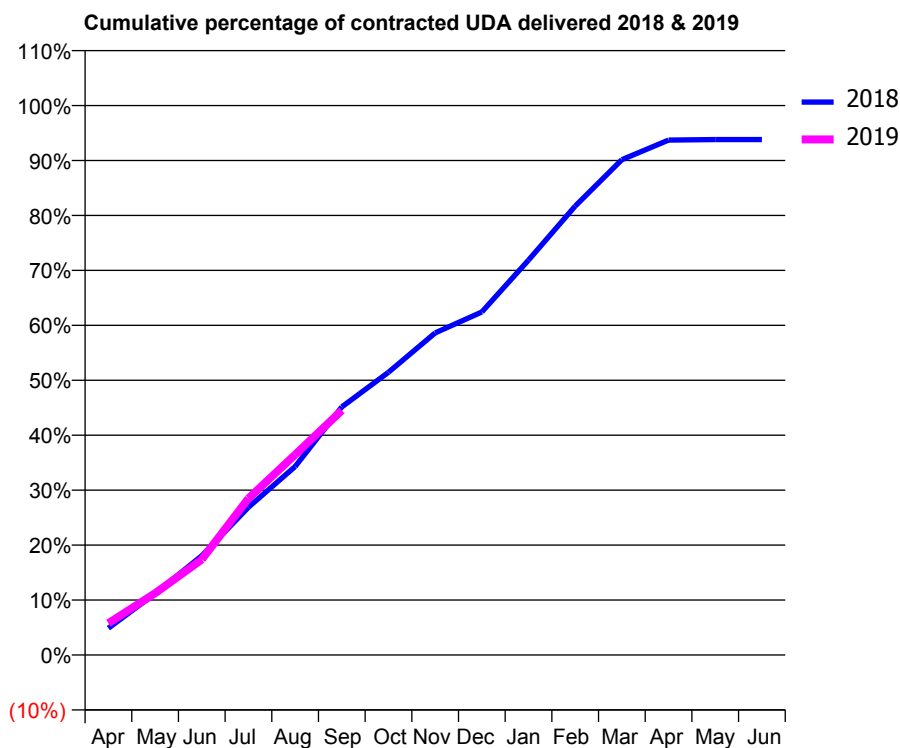
18/19 Contracted general activity (UDA)	2,110
Carry forward general activity (UDA)	0
18/19 Contracted orthodontic activity (UOA)	0
Carry forward orthodontic activity (UOA)	0
Baseline contract value	£54,739.67

### ACCESS\*

Patients seen in 24 months	Total	Change since previous quarter
Quarter ending September 2017	687	
Quarter ending December 2017	743	↑
Quarter ending March 2018	807	↑
Quarter ending June 2018	855	↑
Quarter ending September 2018	899	↑
<b>Variance since September 2017</b>	<b>30.9%</b>	<b>↑</b>



### ACTIVITY



Month	Adjusted Scheduled Activity (UDA)	
	2018	2019
April	103	122
May	236	237
June	381	367
July	567	601
August	724	769
September	952	939
October	1,086	
November	1,237	
December	1,317	
January	1,517	
February	1,724	
March	1,902	
April	1,977	
May	1,979	
June	1,979	

### QUALITY

	Quantity	Base Number	Contract	AT	Region	England
% of FP17s for the same patient ID Re-attending within 3 months - Children	55	527	10.4%	9.8%	11.4%	11.6%
% of FP17s for the same patient ID Re-attending within 3 months - Adults	26	222	11.7%	13.2%	15.0%	15.5%
% of FP17s for the same patient ID Re-attending between 3 & 9 months - Children	346	527	65.7%	60.9%	59.9%	58.8%
% of FP17s for the same patient ID Re-attending between 3 & 9 months - Adults	125	222	56.3%	55.1%	52.0%	51.1%
% of FP17s for Band 1 Urgent Courses	48	691	6.9%	7.2%	8.0%	9.0%
% of FP17s Relating to Free Repair or Replacements	0	691	0.0%	0.9%	0.8%	0.8%
% of FP17s Relating to Continuations	0	691	0.0%	1.1%	0.9%	0.9%
% of Patients satisfied with the dentistry they have received	0	0	N/A	93.8%	93.5%	93.3%
% of Patients satisfied with the time they had to wait for an appointment	0	0	N/A	91.1%	89.1%	88.9%

\* This is based on patients treated on this contract for their most recent course of treatment. Figures in italics indicate the base number of FP17s or Patient Questionnaire responses are less than 100. N/A is shown where the base number of responses is less than 10 during the period. % is calculated as Quantity/Base number\*100

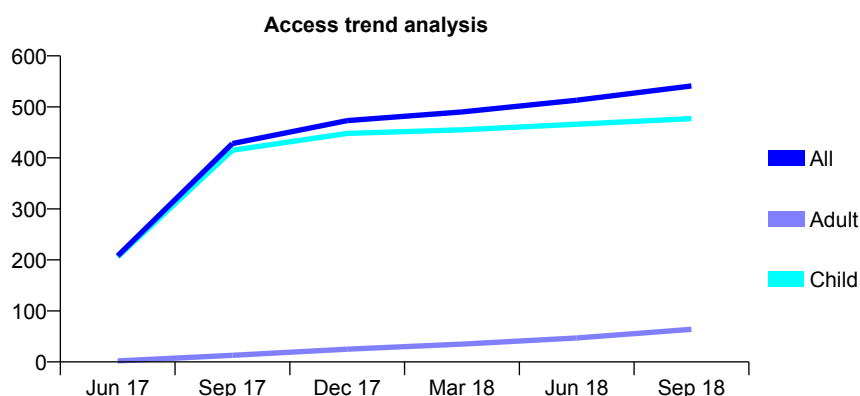
## Q60 - Vital Signs At a Glance Contract Report for 100324/0000 - September 2018

Name or company name	Hughes & Owen Dental Care
Contract type name	GDS Contract
Purpose of contract	General
Contract start date	01/04/2017
Contract end date	

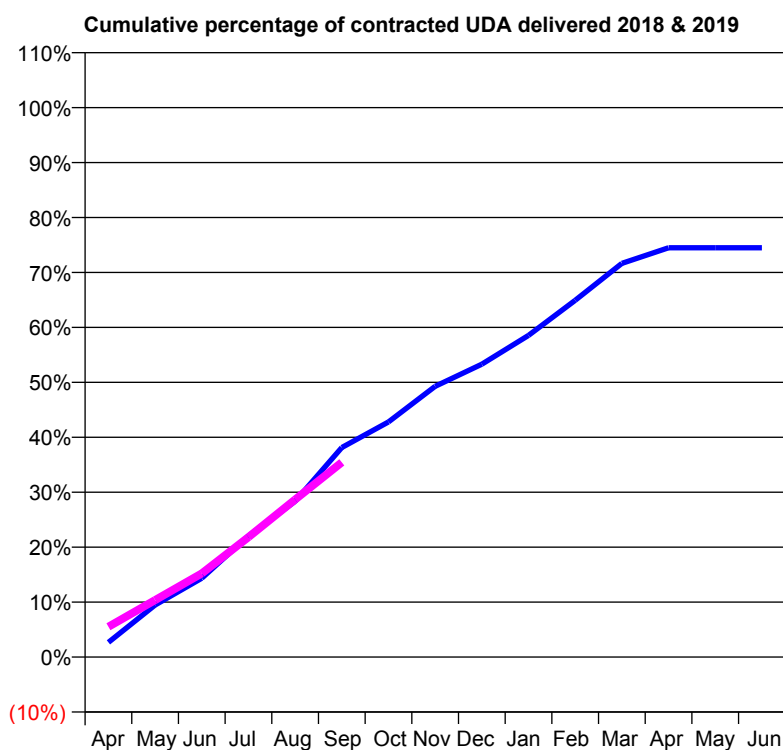
18/19 Contracted general activity (UDA)	1,450
Carry forward general activity (UDA)	0
18/19 Contracted orthodontic activity (UOA)	0
Carry forward orthodontic activity (UOA)	0
Baseline contract value	£29,544.01

### ACCESS\*

Patients seen in 24 months	Total	Change since previous quarter
Quarter ending September 2017	428	
Quarter ending December 2017	473	↑
Quarter ending March 2018	490	↑
Quarter ending June 2018	513	↑
Quarter ending September 2018	541	↑
<b>Variance since September 2017</b>	<b>26.4%</b>	<b>↑</b>



### ACTIVITY



Month	Adjusted Scheduled Activity (UDA)	
	2018	2019
April	39	80
May	137	150
June	208	221
July	320	316
August	411	416
September	553	514
October	621	
November	714	
December	773	
January	849	
February	941	
March	1,039	
April	1,080	
May	1,080	
June	1,080	

### QUALITY

	Quantity	Base Number	Contract	AT	Region	England
% of FP17s for the same patient ID Re-attending within 3 months - Children	34	450	7.6%	9.8%	11.4%	11.6%
% of FP17s for the same patient ID Re-attending within 3 months - Adults	0	0	N/A	13.2%	15.0%	15.5%
% of FP17s for the same patient ID Re-attending between 3 & 9 months - Children	309	450	68.7%	60.9%	59.9%	58.8%
% of FP17s for the same patient ID Re-attending between 3 & 9 months - Adults	0	0	N/A	55.1%	52.0%	51.1%
% of FP17s for Band 1 Urgent Courses	9	415	2.2%	7.2%	8.0%	9.0%
% of FP17s Relating to Free Repair or Replacements	0	415	0.0%	0.9%	0.8%	0.8%
% of FP17s Relating to Continuations	0	415	0.0%	1.1%	0.9%	0.9%
% of Patients satisfied with the dentistry they have received	0	0	N/A	93.8%	93.5%	93.3%
% of Patients satisfied with the time they had to wait for an appointment	0	0	N/A	91.1%	89.1%	88.9%

\* This is based on patients treated on this contract for their most recent course of treatment. Figures in italics indicate the base number of FP17s or Patient Questionnaire responses are less than 100. N/A is shown where the base number of responses is less than 10 during the period. % is calculated as Quantity/Base number\*100



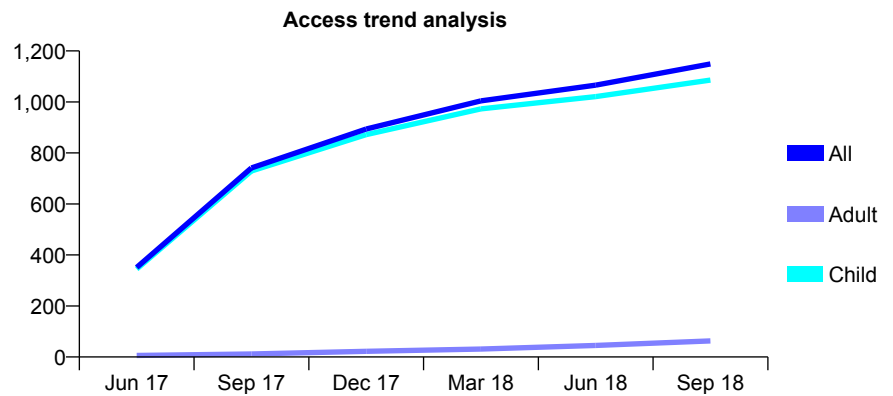
## Q60 - Vital Signs At a Glance Contract Report for 100346/0000 - September 2018

Name or company name	Burton Family Dental Practice
Contract type name	GDS Contract
Purpose of contract	General
Contract start date	01/04/2017
Contract end date	

18/19 Contracted general activity (UDA)	2,400
Carry forward general activity (UDA)	0
18/19 Contracted orthodontic activity (UOA)	0
Carry forward orthodontic activity (UOA)	0
Baseline contract value	£51,154.92

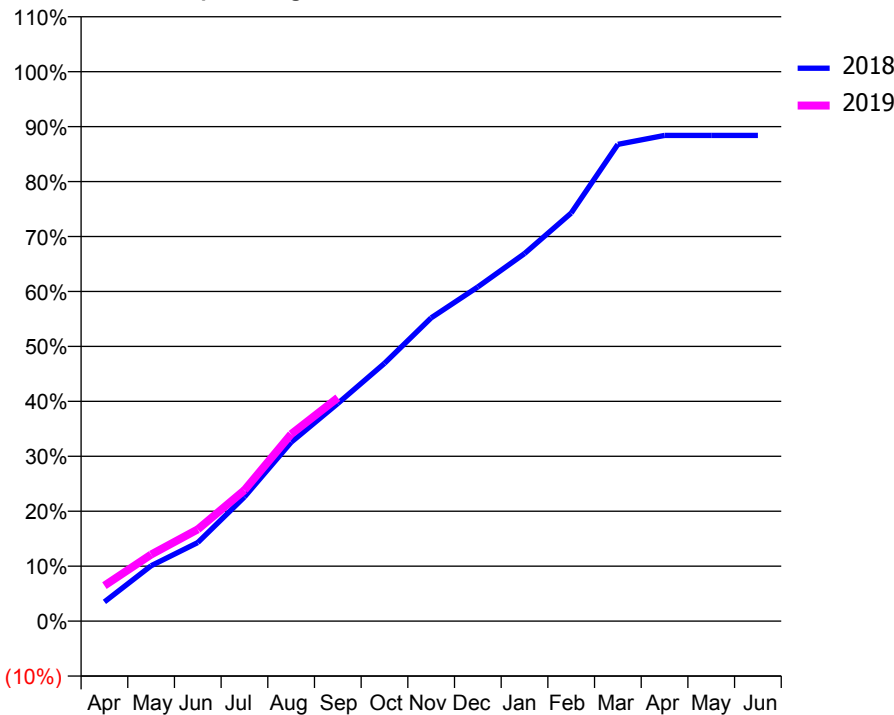
### ACCESS\*

Patients seen in 24 months	Total	Change since previous quarter
Quarter ending September 2017	741	
Quarter ending December 2017	894	↑
Quarter ending March 2018	1,004	↑
Quarter ending June 2018	1,066	↑
Quarter ending September 2018	1,149	↑
<b>Variance since September 2017</b>	<b>55.1%</b>	<b>↑</b>



### ACTIVITY

Cumulative percentage of contracted UDA delivered 2018 & 2019



Month	Adjusted Scheduled Activity (UDA)	
	2018	2019
April	84	155
May	242	291
June	343	401
July	542	572
August	781	817
September	951	976
October	1,126	
November	1,324	
December	1,460	
January	1,605	
February	1,783	
March	2,082	
April	2,122	
May	2,122	
June	2,122	

### QUALITY

	Quantity	Base Number	Contract	AT	Region	England
% of FP17s for the same patient ID Re-attending within 3 months - Children	29	836	3.5%	9.8%	11.4%	11.6%
% of FP17s for the same patient ID Re-attending within 3 months - Adults	0	0	N/A	13.2%	15.0%	15.5%
% of FP17s for the same patient ID Re-attending between 3 & 9 months - Children	542	836	64.8%	60.9%	59.9%	58.8%
% of FP17s for the same patient ID Re-attending between 3 & 9 months - Adults	0	0	N/A	55.1%	52.0%	51.1%
% of FP17s for Band 1 Urgent Courses	19	793	2.4%	7.2%	8.0%	9.0%
% of FP17s Relating to Free Repair or Replacements	0	793	0.0%	0.9%	0.8%	0.8%
% of FP17s Relating to Continuations	0	793	0.0%	1.1%	0.9%	0.9%
% of Patients satisfied with the dentistry they have received	0	0	N/A	93.8%	93.5%	93.3%
% of Patients satisfied with the time they had to wait for an appointment	0	0	N/A	91.1%	89.1%	88.9%

\* This is based on patients treated on this contract for their most recent course of treatment. Figures in italics indicate the base number of FP17s or Patient Questionnaire responses are less than 100. N/A is shown where the base number of responses is less than 10 during the period. % is calculated as Quantity/Base number\*100

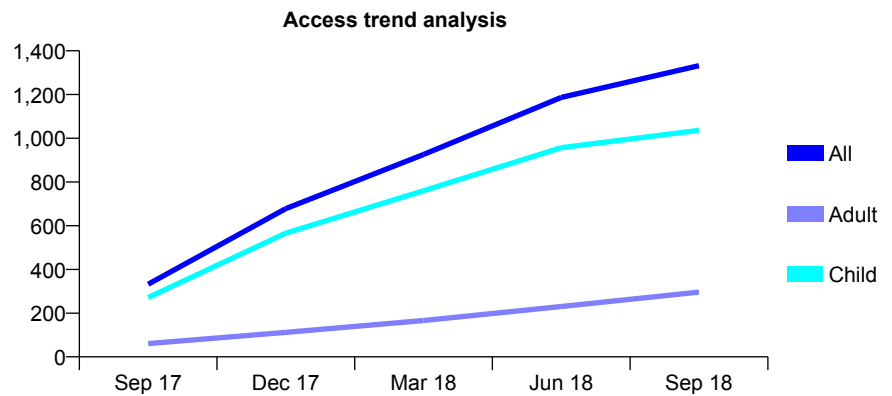
## Q60 - Vital Signs At a Glance Contract Report for 100486/0000 - September 2018

Name or company name	New Park House Dental Centre
Contract type name	GDS Contract
Purpose of contract	General and Orthodontic
Contract start date	01/08/2017
Contract end date	

18/19 Contracted general activity (UDA)	4,528
Carry forward general activity (UDA)	0
18/19 Contracted orthodontic activity (UOA)	839
Carry forward orthodontic activity (UOA)	0
Baseline contract value	£180,377.13

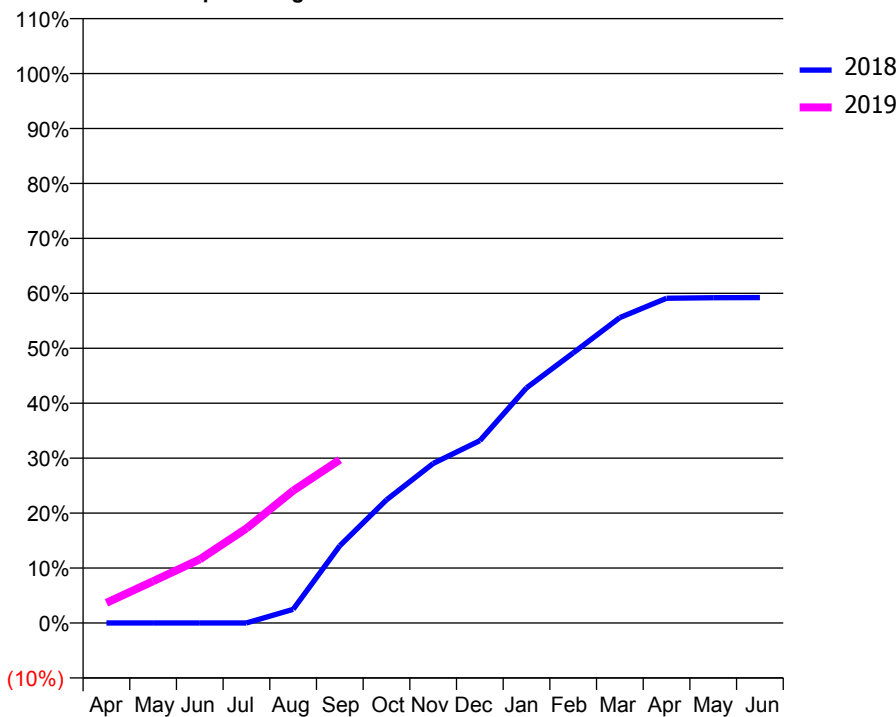
### ACCESS\*

Patients seen in 24 months	Total	Change since previous quarter
Quarter ending September 2017	332	
Quarter ending December 2017	678	↑
Quarter ending March 2018	926	↑
Quarter ending June 2018	1,187	↑
Quarter ending September 2018	1,332	↑
<b>Variance since September 2017</b>	<b>301.2%</b>	<b>↑</b>



### ACTIVITY

Cumulative percentage of contracted UDA delivered 2018 & 2019



Month	Adjusted Scheduled Activity (UDA)	
	2018	2019
April	0	167
May	0	344
June	0	525
July	0	780
August	75	1,090
September	424	1,345
October	676	
November	876	
December	1,002	
January	1,292	
February	1,484	
March	1,678	
April	1,784	
May	1,787	
June	1,788	

### QUALITY

	Quantity	Base Number	Contract	AT	Region	England
% of FP17s for the same patient ID Re-attending within 3 months - Children	83	917	9.1%	9.8%	11.4%	11.6%
% of FP17s for the same patient ID Re-attending within 3 months - Adults	13	187	7.0%	13.2%	15.0%	15.5%
% of FP17s for the same patient ID Re-attending between 3 & 9 months - Children	398	917	43.4%	60.9%	59.9%	58.8%
% of FP17s for the same patient ID Re-attending between 3 & 9 months - Adults	33	187	17.6%	55.1%	52.0%	51.1%
% of FP17s for Band 1 Urgent Courses	25	929	2.7%	7.2%	8.0%	9.0%
% of FP17s Relating to Free Repair or Replacements	0	929	0.0%	0.9%	0.8%	0.8%
% of FP17s Relating to Continuations	0	929	0.0%	1.1%	0.9%	0.9%
% of Patients satisfied with the dentistry they have received	2	2	N/A	93.8%	93.5%	93.3%
% of Patients satisfied with the time they had to wait for an appointment	2	2	N/A	91.1%	89.1%	88.9%

\* This is based on patients treated on this contract for their most recent course of treatment. Figures in italics indicate the base number of FP17s or Patient Questionnaire responses are less than 100. N/A is shown where the base number of responses is less than 10 during the period. % is calculated as Quantity/Base number\*100

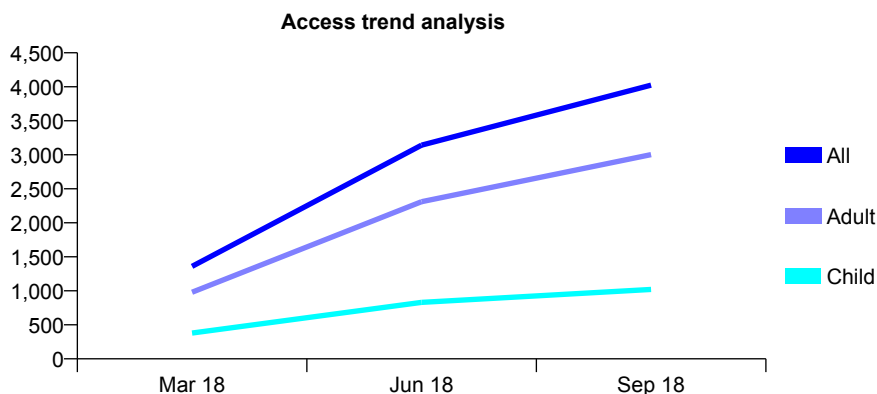
## Q60 - Vital Signs At a Glance Contract Report for 100574/0000 - September 2018

Name or company name	Primecare Oral
Contract type name	GDS Contract
Purpose of contract	General
Contract start date	01/01/2018
Contract end date	

18/19 Contracted general activity (UDA)	23,000
Carry forward general activity (UDA)	0
18/19 Contracted orthodontic activity (UOA)	0
Carry forward orthodontic activity (UOA)	0
Baseline contract value	£584,200.00

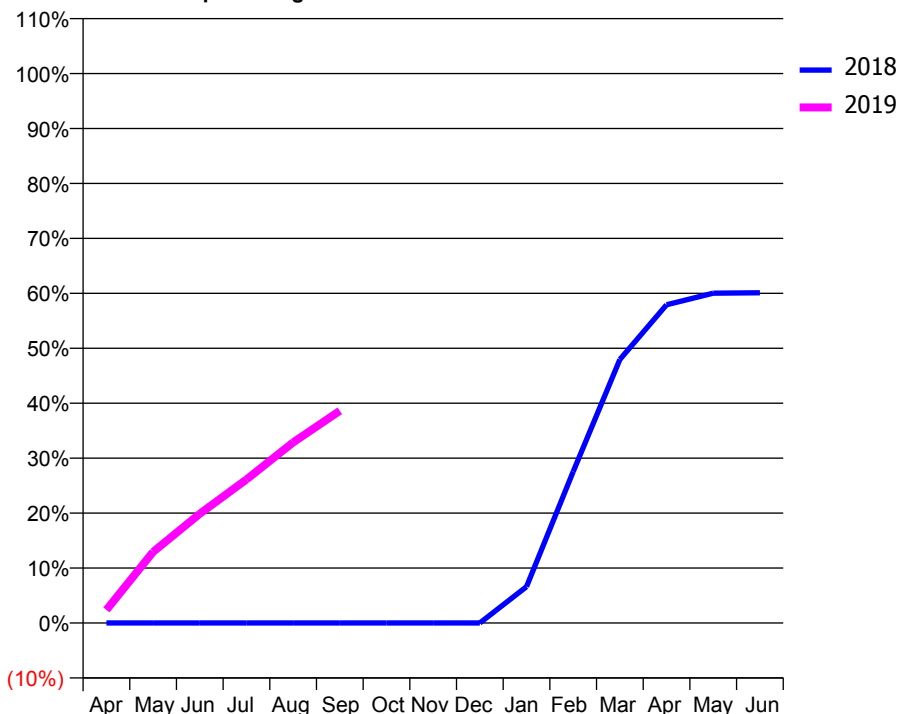
### ACCESS\*

Patients seen in 24 months	Total	Change since previous quarter
Quarter ending September 2017	0	
Quarter ending December 2017	0	
Quarter ending March 2018	1,359	
Quarter ending June 2018	3,142	↑
Quarter ending September 2018	4,024	↑
<b>Variance since September 2017</b>	N/A	



### ACTIVITY

Cumulative percentage of contracted UDA delivered 2018 & 2019



Adjusted Scheduled Activity (UDA)

Month	2018	2019
April	0	552
May	0	2,977
June	0	4,573
July	0	6,009
August	0	7,562
September	0	8,881
October	0	
November	0	
December	0	
January	380	
February	1,585	
March	2,757	
April	3,331	
May	3,452	
June	3,456	

### QUALITY

	Quantity	Base Number	Contract	AT	Region	England
% of FP17s for the same patient ID Re-attending within 3 months - Children	128	966	13.3%	9.8%	11.4%	11.6%
% of FP17s for the same patient ID Re-attending within 3 months - Adults	348	2,798	12.4%	13.2%	15.0%	15.5%
% of FP17s for the same patient ID Re-attending between 3 & 9 months - Children	134	966	13.9%	60.9%	59.9%	58.8%
% of FP17s for the same patient ID Re-attending between 3 & 9 months - Adults	328	2,798	11.7%	55.1%	52.0%	51.1%
% of FP17s for Band 1 Urgent Courses	183	3,420	5.4%	7.2%	8.0%	9.0%
% of FP17s Relating to Free Repair or Replacements	48	3,420	1.4%	0.9%	0.8%	0.8%
% of FP17s Relating to Continuations	21	3,420	0.6%	1.1%	0.9%	0.9%
% of Patients satisfied with the dentistry they have received	1	2	N/A	93.8%	93.5%	93.3%
% of Patients satisfied with the time they had to wait for an appointment	2	2	N/A	91.1%	89.1%	88.9%

\* This is based on patients treated on this contract for their most recent course of treatment. Figures in italics indicate the base number of FP17s or Patient Questionnaire responses are less than 100. N/A is shown where the base number of responses is less than 10 during the period. % is calculated as Quantity/Base number\*100

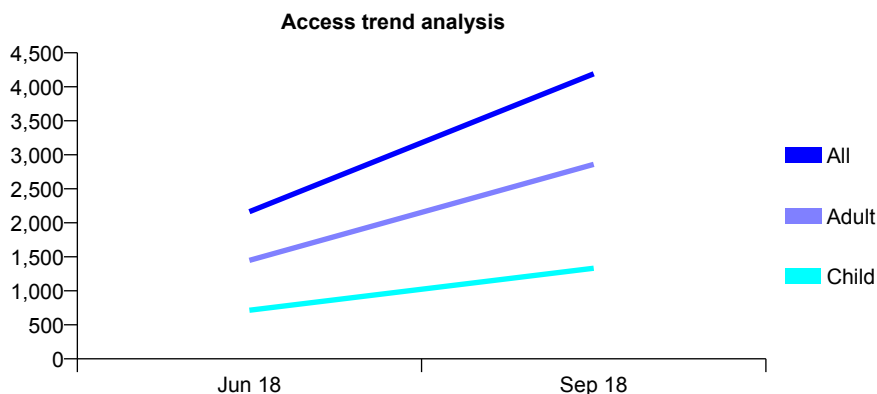
## Q60 - Vital Signs At a Glance Contract Report for 100631/0000 - September 2018

Name or company name	MR A SHAMSI
Contract type name	GDS Contract
Purpose of contract	General
Contract start date	01/04/2018
Contract end date	

18/19 Contracted general activity (UDA)	33,093
Carry forward general activity (UDA)	0
18/19 Contracted orthodontic activity (UOA)	0
Carry forward orthodontic activity (UOA)	0
Baseline contract value	£846,437.17

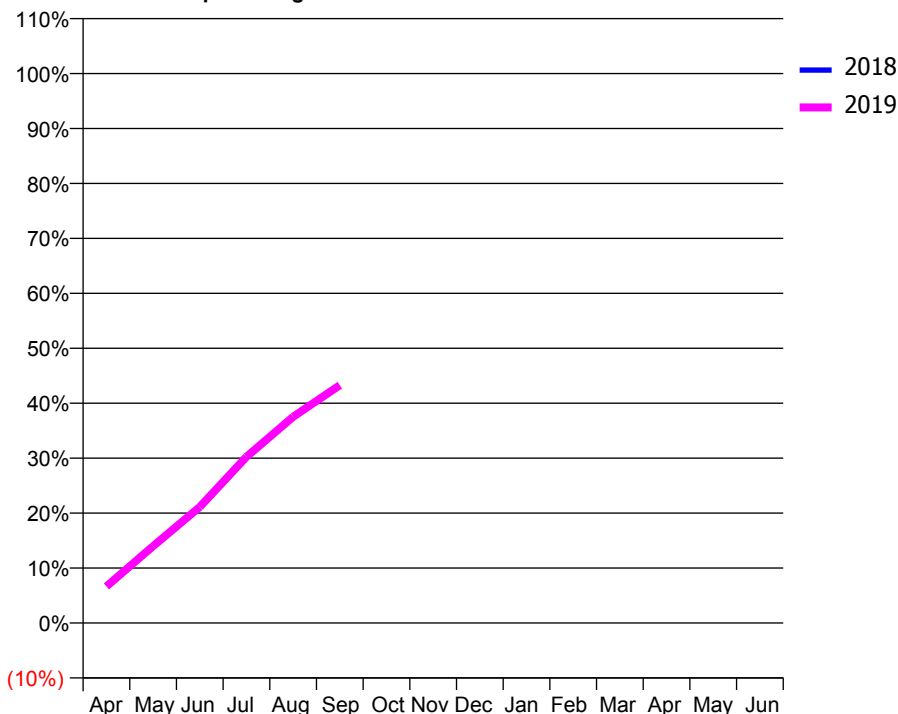
### ACCESS\*

Patients seen in 24 months	Total	Change since previous quarter
Quarter ending September 2017	0	
Quarter ending December 2017	0	
Quarter ending March 2018	0	
Quarter ending June 2018	2,163	↑
Quarter ending September 2018	4,192	↑
<b>Variance since September 2017</b>	N/A	



### ACTIVITY

Cumulative percentage of contracted UDA delivered 2018 & 2019



Month	Adjusted Scheduled Activity (UDA)	
	2018	2019
April	0	2,202
May	0	4,628
June	0	6,988
July	0	10,011
August	0	12,415
September	0	14,324
October	0	
November	0	
December	0	
January	0	
February	0	
March	0	
April	0	
May	0	
June	0	

### QUALITY

	Quantity	Base Number	Contract	AT	Region	England
% of FP17s for the same patient ID Re-attending within 3 months - Children	49	1,438	3.4%	9.8%	11.4%	11.6%
% of FP17s for the same patient ID Re-attending within 3 months - Adults	155	3,044	5.1%	13.2%	15.0%	15.5%
% of FP17s for the same patient ID Re-attending between 3 & 9 months - Children	32	1,438	2.2%	60.9%	59.9%	58.8%
% of FP17s for the same patient ID Re-attending between 3 & 9 months - Adults	68	3,044	2.2%	55.1%	52.0%	51.1%
% of FP17s for Band 1 Urgent Courses	302	4,482	6.7%	7.2%	8.0%	9.0%
% of FP17s Relating to Free Repair or Replacements	3	4,482	0.1%	0.9%	0.8%	0.8%
% of FP17s Relating to Continuations	16	4,482	0.4%	1.1%	0.9%	0.9%
% of Patients satisfied with the dentistry they have received	2	2	N/A	93.8%	93.5%	93.3%
% of Patients satisfied with the time they had to wait for an appointment	2	2	N/A	91.1%	89.1%	88.9%

\* This is based on patients treated on this contract for their most recent course of treatment. Figures in italics indicate the base number of FP17s or Patient Questionnaire responses are less than 100. N/A is shown where the base number of responses is less than 10 during the period. % is calculated as Quantity/Base number\*100

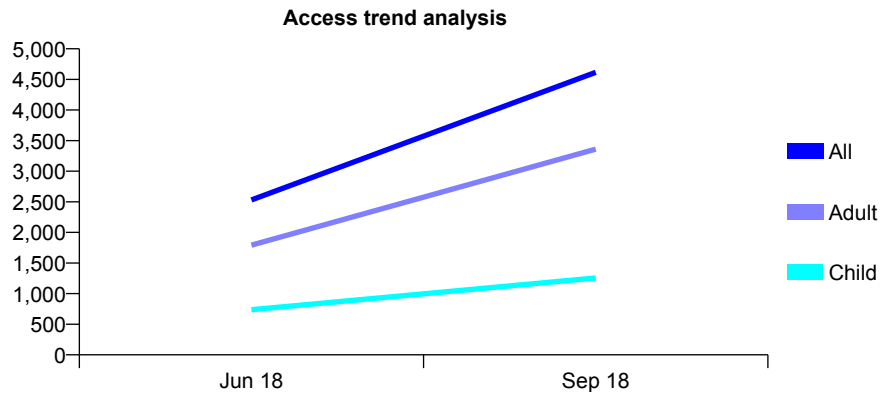
## Q60 - Vital Signs At a Glance Contract Report for 100635/0000 - September 2018

Name or company name	MR D SINGH
Contract type name	GDS Contract
Purpose of contract	General
Contract start date	01/04/2018
Contract end date	

18/19 Contracted general activity (UDA)	26,440
Carry forward general activity (UDA)	0
18/19 Contracted orthodontic activity (UOA)	0
Carry forward orthodontic activity (UOA)	0
Baseline contract value	£649,355.55

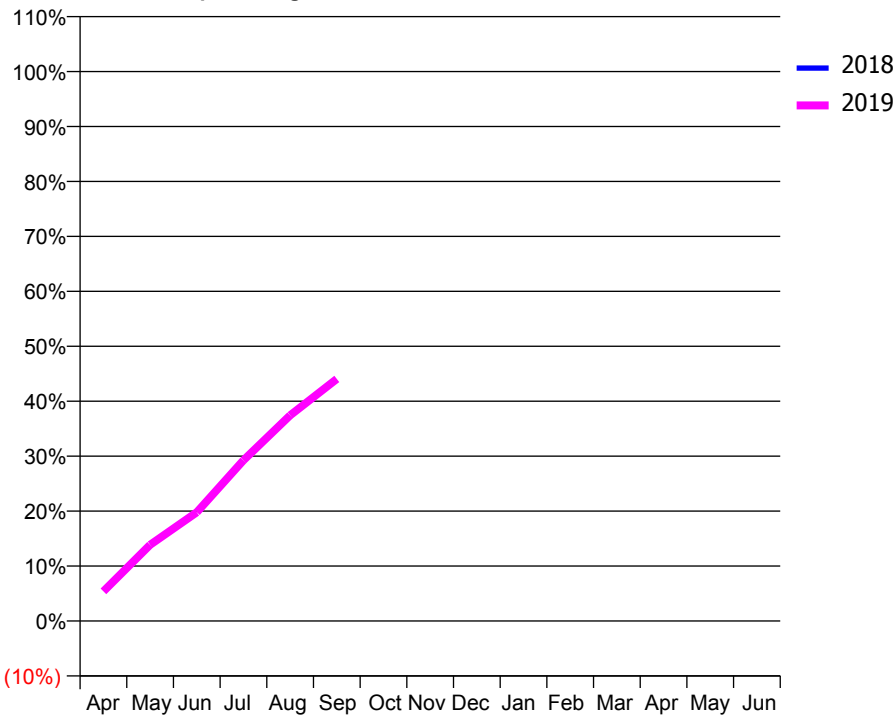
### ACCESS\*

Patients seen in 24 months	Total	Change since previous quarter
Quarter ending September 2017	0	
Quarter ending December 2017	0	
Quarter ending March 2018	0	
Quarter ending June 2018	2,531	↑
Quarter ending September 2018	4,616	↑
<b>Variance since September 2017</b>	N/A	



### ACTIVITY

Cumulative percentage of contracted UDA delivered 2018 & 2019



Month	Adjusted Scheduled Activity (UDA)	
	2018	2019
April	0	1,426
May	0	3,667
June	0	5,234
July	0	7,732
August	0	9,899
September	0	11,646
October	0	
November	0	
December	0	
January	0	
February	0	
March	0	
April	0	
May	0	
June	0	

### QUALITY

	Quantity	Base Number	Contract	AT	Region	England
% of FP17s for the same patient ID Re-attending within 3 months - Children	98	1,497	6.5%	9.8%	11.4%	11.6%
% of FP17s for the same patient ID Re-attending within 3 months - Adults	352	3,841	9.2%	13.2%	15.0%	15.5%
% of FP17s for the same patient ID Re-attending between 3 & 9 months - Children	158	1,497	10.6%	60.9%	59.9%	58.8%
% of FP17s for the same patient ID Re-attending between 3 & 9 months - Adults	188	3,841	4.9%	55.1%	52.0%	51.1%
% of FP17s for Band 1 Urgent Courses	396	5,328	7.4%	7.2%	8.0%	9.0%
% of FP17s Relating to Free Repair or Replacements	85	5,328	1.6%	0.9%	0.8%	0.8%
% of FP17s Relating to Continuations	46	5,328	0.9%	1.1%	0.9%	0.9%
% of Patients satisfied with the dentistry they have received	6	6	N/A	93.8%	93.5%	93.3%
% of Patients satisfied with the time they had to wait for an appointment	6	6	N/A	91.1%	89.1%	88.9%

\* This is based on patients treated on this contract for their most recent course of treatment. Figures in italics indicate the base number of FP17s or Patient Questionnaire responses are less than 100. N/A is shown where the base number of responses is less than 10 during the period. % is calculated as Quantity/Base number\*100

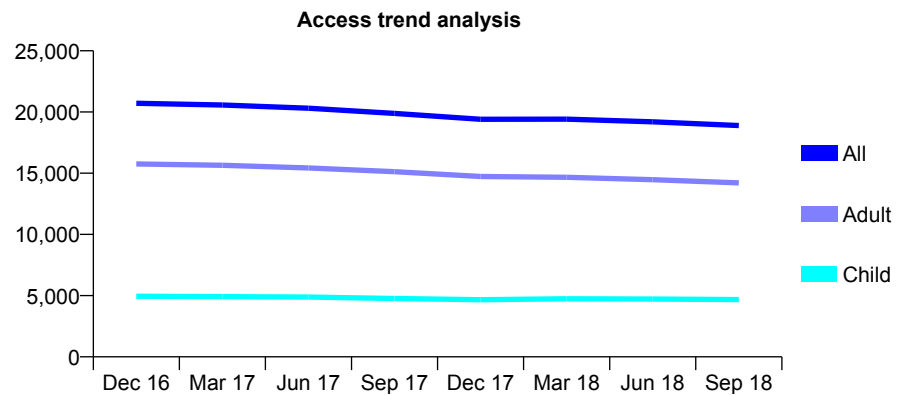
## Q60 - Vital Signs At a Glance Contract Report for 101281/0063 - September 2018

Name or company name	OASIS DENTAL CARE LTD
Contract type name	GDS Contract
Purpose of contract	General and Orthodontic
Contract start date	01/04/2006
Contract end date	

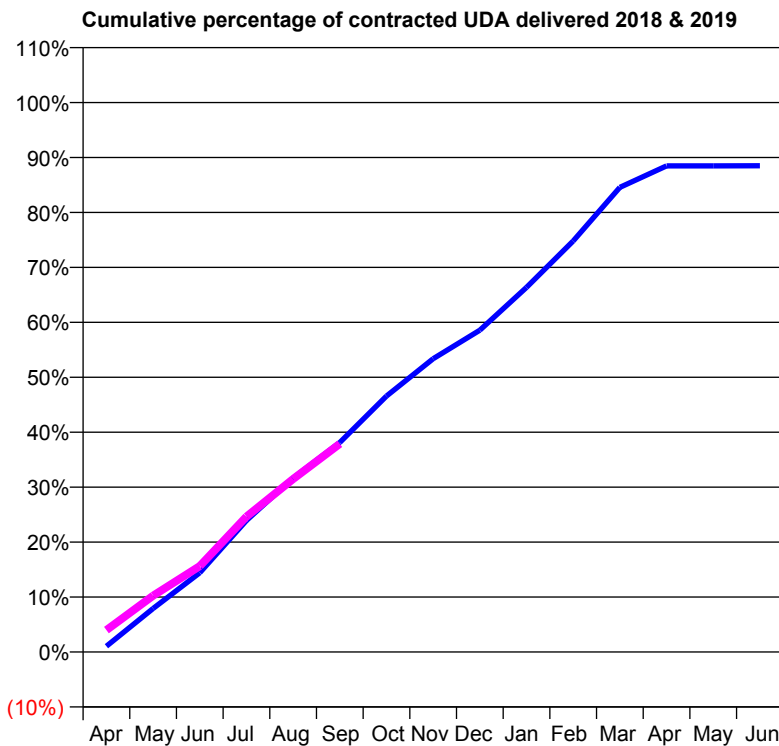
18/19 Contracted general activity (UDA)	67,013
Carry forward general activity (UDA)	0
18/19 Contracted orthodontic activity (UOA)	648
Carry forward orthodontic activity (UOA)	-13
Baseline contract value	£1,711,617.07

### ACCESS\*

Patients seen in 24 months	Total	Change since previous quarter
Quarter ending September 2017	19,884	
Quarter ending December 2017	19,407	↓
Quarter ending March 2018	19,416	→
Quarter ending June 2018	19,198	↓
Quarter ending September 2018	18,895	↓
<b>Variance since September 2017</b>	<b>(5.0%)</b>	<b>↓</b>



### ACTIVITY



Month	Adjusted Scheduled Activity (UDA)	
	2018	2019
April	705	2,675
May	5,314	6,877
June	9,670	10,474
July	16,044	16,519
August	21,211	21,093
September	25,561	25,395
October	31,221	
November	35,772	
December	39,247	
January	44,467	
February	50,128	
March	56,659	
April	59,288	
May	59,288	
June	59,301	

### QUALITY

	Quantity	Base Number	Contract	AT	Region	England
% of FP17s for the same patient ID Re-attending within 3 months - Children	213	3,475	6.1%	9.8%	11.4%	11.6%
% of FP17s for the same patient ID Re-attending within 3 months - Adults	1,497	10,639	14.1%	13.2%	15.0%	15.5%
% of FP17s for the same patient ID Re-attending between 3 & 9 months - Children	2,351	3,475	67.7%	60.9%	59.9%	58.8%
% of FP17s for the same patient ID Re-attending between 3 & 9 months - Adults	6,908	10,639	64.9%	55.1%	52.0%	51.1%
% of FP17s for Band 1 Urgent Courses	879	12,967	6.8%	7.2%	8.0%	9.0%
% of FP17s Relating to Free Repair or Replacements	250	12,967	1.9%	0.9%	0.8%	0.8%
% of FP17s Relating to Continuations	92	12,967	0.7%	1.1%	0.9%	0.9%
% of Patients satisfied with the dentistry they have received	10	13	76.9%	93.8%	93.5%	93.3%
% of Patients satisfied with the time they had to wait for an appointment	11	13	84.6%	91.1%	89.1%	88.9%

\* This is based on patients treated on this contract for their most recent course of treatment. Figures in italics indicate the base number of FP17s or Patient Questionnaire responses are less than 100. N/A is shown where the base number of responses is less than 10 during the period. % is calculated as Quantity/Base number\*100

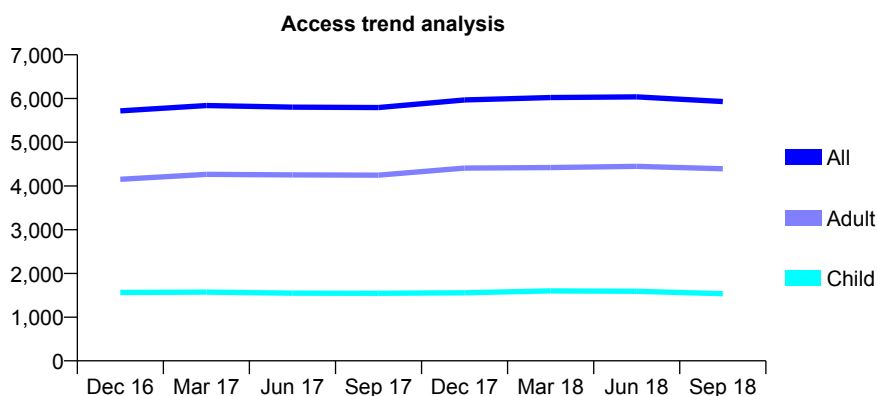
## Q60 - Vital Signs At a Glance Contract Report for 101281/0071 - September 2018

Name or company name	OASIS DENTAL CARE LTD
Contract type name	GDS Contract
Purpose of contract	General
Contract start date	01/04/2006
Contract end date	

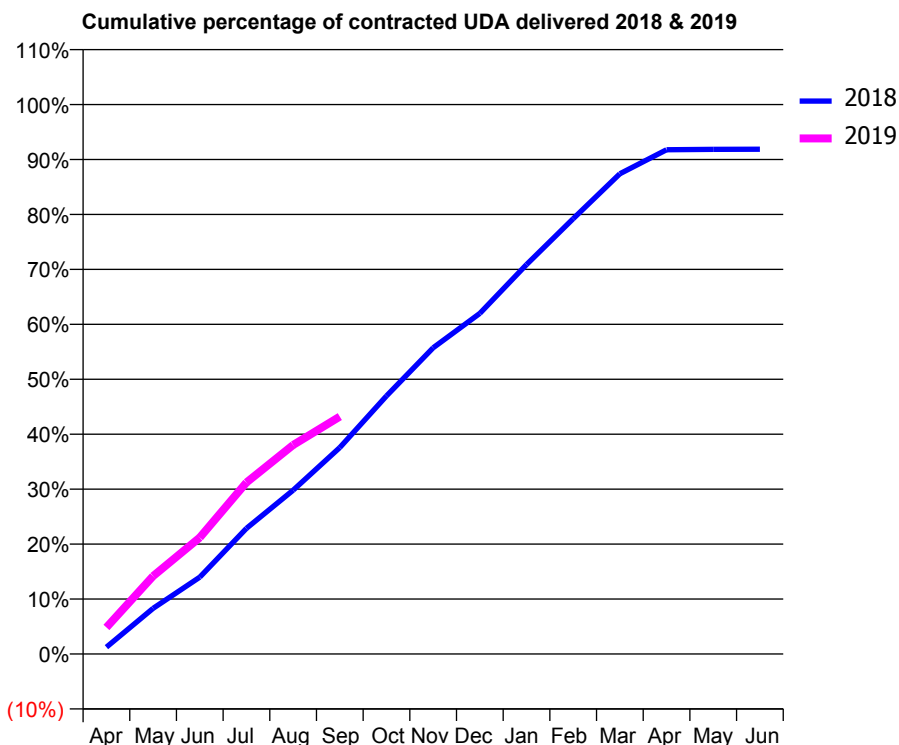
18/19 Contracted general activity (UDA)	19,322
Carry forward general activity (UDA)	0
18/19 Contracted orthodontic activity (UOA)	0
Carry forward orthodontic activity (UOA)	0
Baseline contract value	£404,691.32

### ACCESS\*

Patients seen in 24 months	Total	Change since previous quarter
Quarter ending September 2017	5,793	
Quarter ending December 2017	5,967	↑
Quarter ending March 2018	6,021	→
Quarter ending June 2018	6,039	→
Quarter ending September 2018	5,932	↓
<b>Variance since September 2017</b>	<b>2.4%</b>	<b>↑</b>



### ACTIVITY



Month	Adjusted Scheduled Activity (UDA)	
	2018	2019
April	239	934
May	1,608	2,741
June	2,705	4,093
July	4,419	6,030
August	5,761	7,351
September	7,259	8,351
October	9,077	
November	10,767	
December	11,979	
January	13,695	
February	15,307	
March	16,888	
April	17,729	
May	17,745	
June	17,749	

### QUALITY

	Quantity	Base Number	Contract	AT	Region	England
% of FP17s for the same patient ID Re-attending within 3 months - Children	78	1,065	7.3%	9.8%	11.4%	11.6%
% of FP17s for the same patient ID Re-attending within 3 months - Adults	737	3,292	22.4%	13.2%	15.0%	15.5%
% of FP17s for the same patient ID Re-attending between 3 & 9 months - Children	598	1,065	56.2%	60.9%	59.9%	58.8%
% of FP17s for the same patient ID Re-attending between 3 & 9 months - Adults	1,645	3,292	50.0%	55.1%	52.0%	51.1%
% of FP17s for Band 1 Urgent Courses	418	3,983	10.5%	7.2%	8.0%	9.0%
% of FP17s Relating to Free Repair or Replacements	98	3,983	2.5%	0.9%	0.8%	0.8%
% of FP17s Relating to Continuations	168	3,983	4.2%	1.1%	0.9%	0.9%
% of Patients satisfied with the dentistry they have received	3	3	N/A	93.8%	93.5%	93.3%
% of Patients satisfied with the time they had to wait for an appointment	3	3	N/A	91.1%	89.1%	88.9%

\* This is based on patients treated on this contract for their most recent course of treatment. Figures in italics indicate the base number of FP17s or Patient Questionnaire responses are less than 100. N/A is shown where the base number of responses is less than 10 during the period. % is calculated as Quantity/Base number\*100

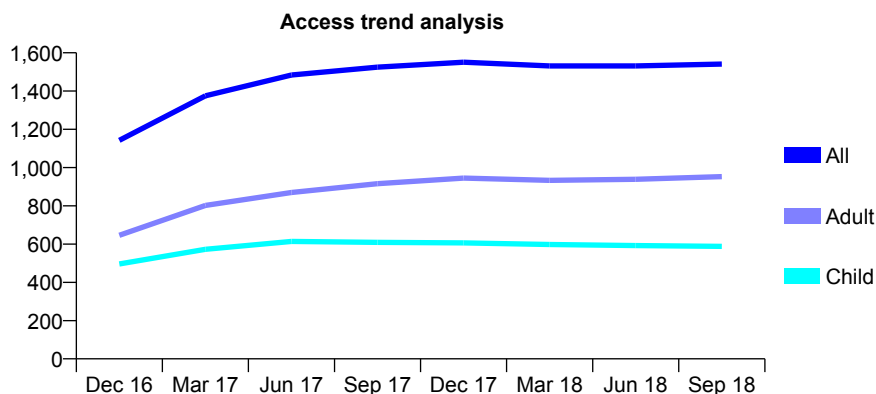
## Q60 - Vital Signs At a Glance Contract Report for 101281/0097 - September 2018

Name or company name	OASIS DENTAL CARE LTD
Contract type name	GDS Contract
Purpose of contract	General
Contract start date	01/04/2006
Contract end date	

18/19 Contracted general activity (UDA)	4,956
Carry forward general activity (UDA)	-38
18/19 Contracted orthodontic activity (UOA)	0
Carry forward orthodontic activity (UOA)	0
Baseline contract value	£116,927.79

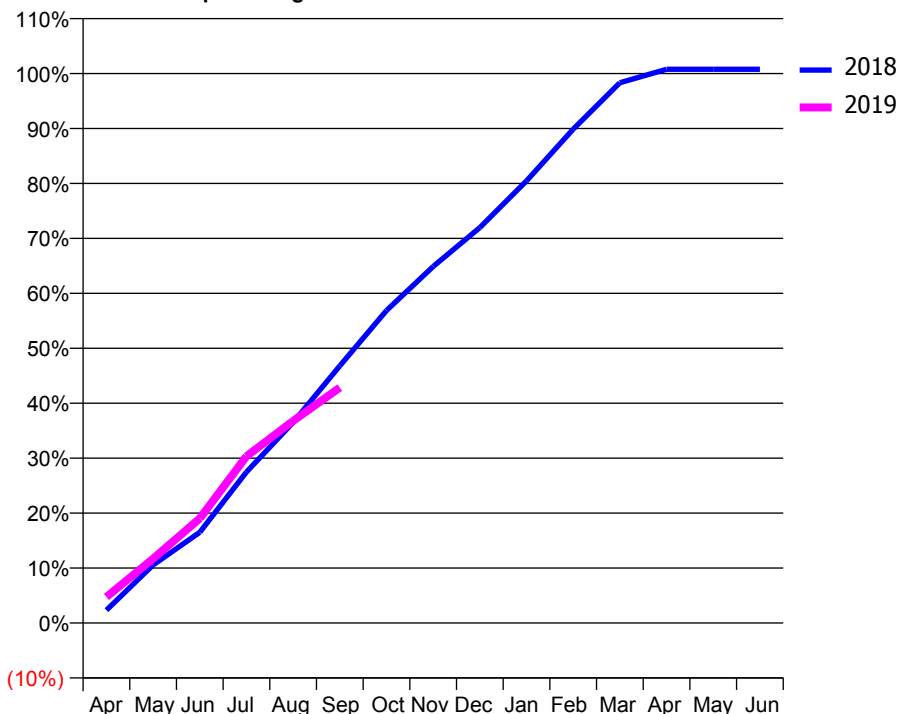
### ACCESS\*

Patients seen in 24 months	Total	Change since previous quarter
Quarter ending September 2017	1,525	
Quarter ending December 2017	1,551	→
Quarter ending March 2018	1,531	↓
Quarter ending June 2018	1,531	→
Quarter ending September 2018	1,541	→
<b>Variance since September 2017</b>	<b>1.0%</b>	<b>→</b>



### ACTIVITY

Cumulative percentage of contracted UDA delivered 2018 & 2019



Month	Adjusted Scheduled Activity (UDA)	
	2018	2019
April	117	235
May	524	580
June	819	944
July	1,363	1,504
August	1,810	1,823
September	2,320	2,124
October	2,819	
November	3,215	
December	3,567	
January	3,987	
February	4,454	
March	4,873	
April	4,994	
May	4,994	
June	4,994	

### QUALITY

	Quantity	Base Number	Contract	AT	Region	England
% of FP17s for the same patient ID Re-attending within 3 months - Children	38	499	7.6%	9.8%	11.4%	11.6%
% of FP17s for the same patient ID Re-attending within 3 months - Adults	56	592	9.5%	13.2%	15.0%	15.5%
% of FP17s for the same patient ID Re-attending between 3 & 9 months - Children	339	499	67.9%	60.9%	59.9%	58.8%
% of FP17s for the same patient ID Re-attending between 3 & 9 months - Adults	381	592	64.4%	55.1%	52.0%	51.1%
% of FP17s for Band 1 Urgent Courses	49	1,049	4.7%	7.2%	8.0%	9.0%
% of FP17s Relating to Free Repair or Replacements	12	1,049	1.1%	0.9%	0.8%	0.8%
% of FP17s Relating to Continuations	0	1,049	0.0%	1.1%	0.9%	0.9%
% of Patients satisfied with the dentistry they have received	1	1	N/A	93.8%	93.5%	93.3%
% of Patients satisfied with the time they had to wait for an appointment	0	1	N/A	91.1%	89.1%	88.9%

\* This is based on patients treated on this contract for their most recent course of treatment. Figures in italics indicate the base number of FP17s or Patient Questionnaire responses are less than 100. N/A is shown where the base number of responses is less than 10 during the period. % is calculated as Quantity/Base number\*100



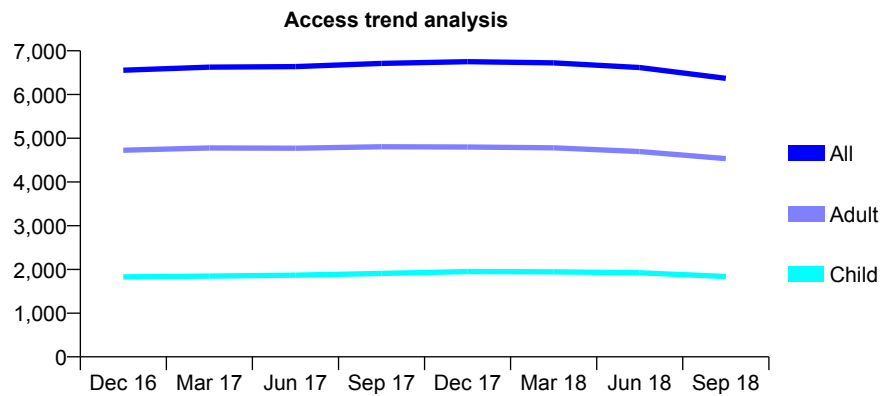
## Q60 - Vital Signs At a Glance Contract Report for 101281/0127 - September 2018

Name or company name	OASIS DENTAL CARE LTD
Contract type name	GDS Contract
Purpose of contract	General and Orthodontic
Contract start date	01/04/2006
Contract end date	

18/19 Contracted general activity (UDA)	19,147
Carry forward general activity (UDA)	0
18/19 Contracted orthodontic activity (UOA)	0
Carry forward orthodontic activity (UOA)	0
Baseline contract value	£431,481.66

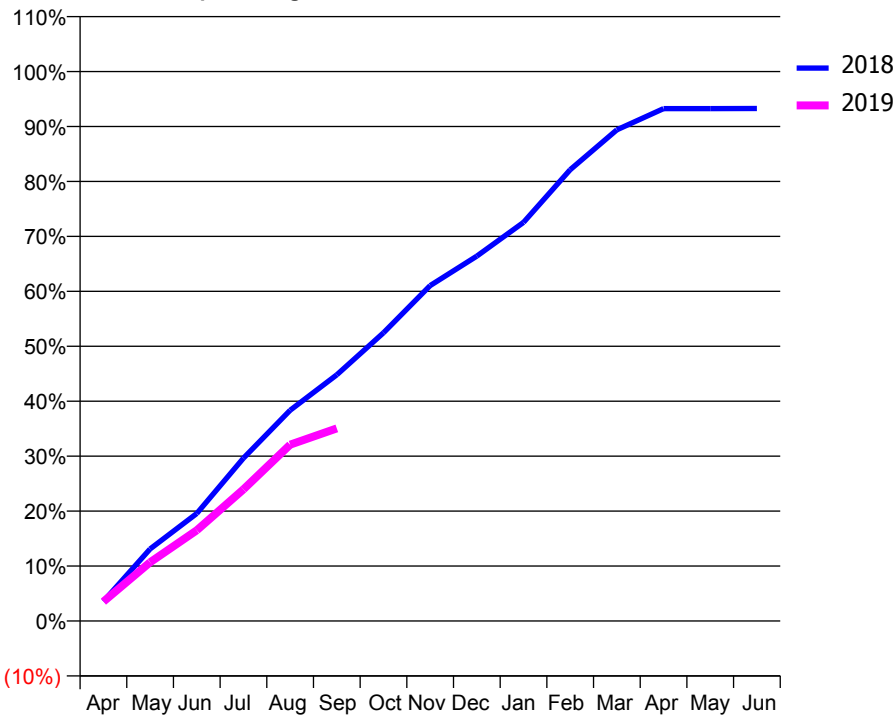
### ACCESS\*

Patients seen in 24 months	Total	Change since previous quarter
Quarter ending September 2017	6,713	
Quarter ending December 2017	6,751	→
Quarter ending March 2018	6,725	→
Quarter ending June 2018	6,618	↓
Quarter ending September 2018	6,371	↓
<b>Variance since September 2017</b>	<b>(5.1%)</b>	<b>↓</b>



### ACTIVITY

Cumulative percentage of contracted UDA delivered 2018 & 2019



Month	Adjusted Scheduled Activity (UDA)	
	2018	2019
April	686	675
May	2,512	2,047
June	3,749	3,162
July	5,674	4,588
August	7,343	6,143
September	8,581	6,712
October	10,045	
November	11,690	
December	12,715	
January	13,889	
February	15,723	
March	17,113	
April	17,854	
May	17,856	
June	17,858	

### QUALITY

	Quantity	Base Number	Contract	AT	Region	England
% of FP17s for the same patient ID Re-attending within 3 months - Children	111	1,130	9.8%	9.8%	11.4%	11.6%
% of FP17s for the same patient ID Re-attending within 3 months - Adults	541	2,597	20.8%	13.2%	15.0%	15.5%
% of FP17s for the same patient ID Re-attending between 3 & 9 months - Children	627	1,130	55.5%	60.9%	59.9%	58.8%
% of FP17s for the same patient ID Re-attending between 3 & 9 months - Adults	1,203	2,597	46.3%	55.1%	52.0%	51.1%
% of FP17s for Band 1 Urgent Courses	326	3,389	9.6%	7.2%	8.0%	9.0%
% of FP17s Relating to Free Repair or Replacements	91	3,389	2.7%	0.9%	0.8%	0.8%
% of FP17s Relating to Continuations	106	3,389	3.1%	1.1%	0.9%	0.9%
% of Patients satisfied with the dentistry they have received	1	2	N/A	93.8%	93.5%	93.3%
% of Patients satisfied with the time they had to wait for an appointment	2	2	N/A	91.1%	89.1%	88.9%

\* This is based on patients treated on this contract for their most recent course of treatment. Figures in italics indicate the base number of FP17s or Patient Questionnaire responses are less than 100. N/A is shown where the base number of responses is less than 10 during the period. % is calculated as Quantity/Base number\*100

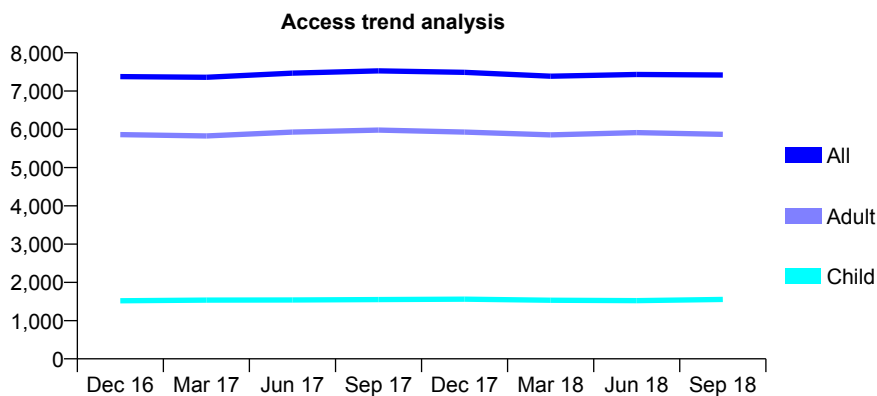
## Q60 - Vital Signs At a Glance Contract Report for 101338/0007 - September 2018

Name or company name	Whitecross Dental Care Limited
Contract type name	GDS Contract
Purpose of contract	General
Contract start date	01/04/2006
Contract end date	

18/19 Contracted general activity (UDA)	24,220
Carry forward general activity (UDA)	0
18/19 Contracted orthodontic activity (UOA)	0
Carry forward orthodontic activity (UOA)	0
Baseline contract value	£594,236.75

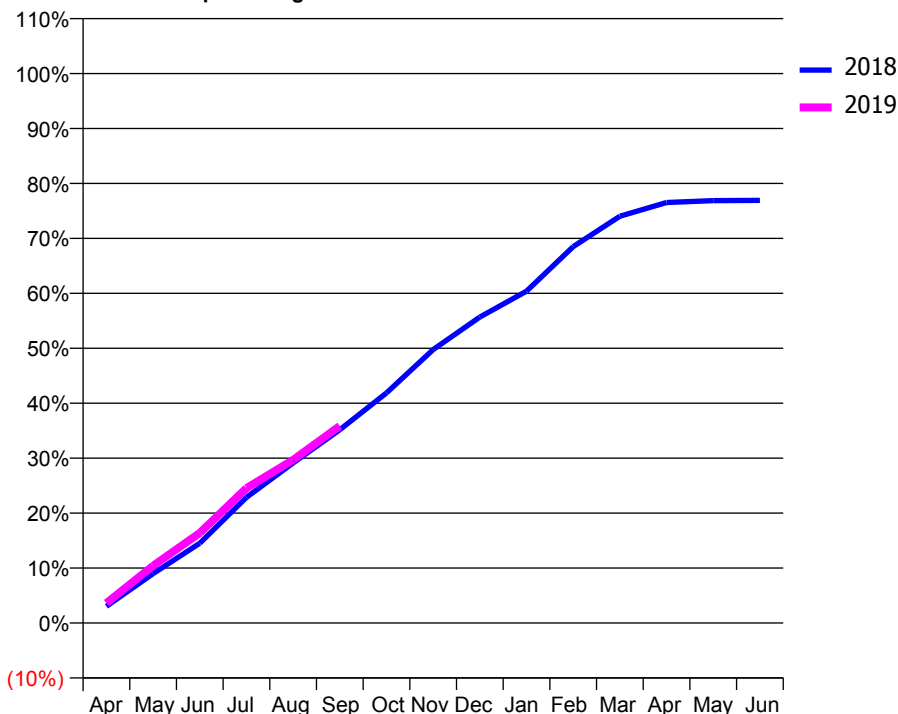
### ACCESS\*

Patients seen in 24 months	Total	Change since previous quarter
Quarter ending September 2017	7,528	
Quarter ending December 2017	7,489	→
Quarter ending March 2018	7,389	↓
Quarter ending June 2018	7,432	→
Quarter ending September 2018	7,421	→
<b>Variance since September 2017</b>	<b>(1.4%)</b>	<b>↓</b>



### ACTIVITY

Cumulative percentage of contracted UDA delivered 2018 & 2019



Month	Adjusted Scheduled Activity (UDA)	
	2018	2019
April	740	878
May	2,176	2,523
June	3,519	3,972
July	5,537	5,946
August	7,056	7,192
September	8,521	8,684
October	10,142	
November	12,054	
December	13,488	
January	14,624	
February	16,589	
March	17,928	
April	18,536	
May	18,615	
June	18,630	

### QUALITY

	Quantity	Base Number	Contract	AT	Region	England
% of FP17s for the same patient ID Re-attending within 3 months - Children	55	961	5.7%	9.8%	11.4%	11.6%
% of FP17s for the same patient ID Re-attending within 3 months - Adults	368	3,519	10.5%	13.2%	15.0%	15.5%
% of FP17s for the same patient ID Re-attending between 3 & 9 months - Children	515	961	53.6%	60.9%	59.9%	58.8%
% of FP17s for the same patient ID Re-attending between 3 & 9 months - Adults	1,799	3,519	51.1%	55.1%	52.0%	51.1%
% of FP17s for Band 1 Urgent Courses	163	4,106	4.0%	7.2%	8.0%	9.0%
% of FP17s Relating to Free Repair or Replacements	37	4,106	0.9%	0.9%	0.8%	0.8%
% of FP17s Relating to Continuations	70	4,106	1.7%	1.1%	0.9%	0.9%
% of Patients satisfied with the dentistry they have received	8	9	N/A	93.8%	93.5%	93.3%
% of Patients satisfied with the time they had to wait for an appointment	7	9	N/A	91.1%	89.1%	88.9%

\* This is based on patients treated on this contract for their most recent course of treatment. Figures in italics indicate the base number of FP17s or Patient Questionnaire responses are less than 100. N/A is shown where the base number of responses is less than 10 during the period. % is calculated as Quantity/Base number\*100

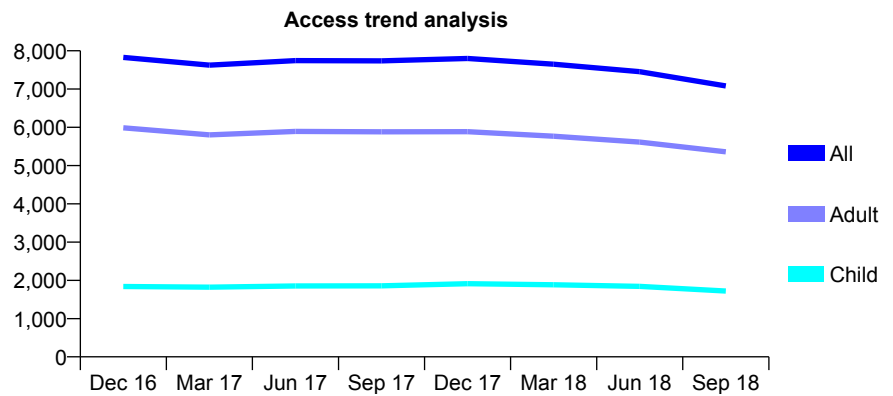
## Q60 - Vital Signs At a Glance Contract Report for 101338/0010 - September 2018

Name or company name	Whitecross Dental Care Limited
Contract type name	GDS Contract
Purpose of contract	General
Contract start date	01/04/2006
Contract end date	

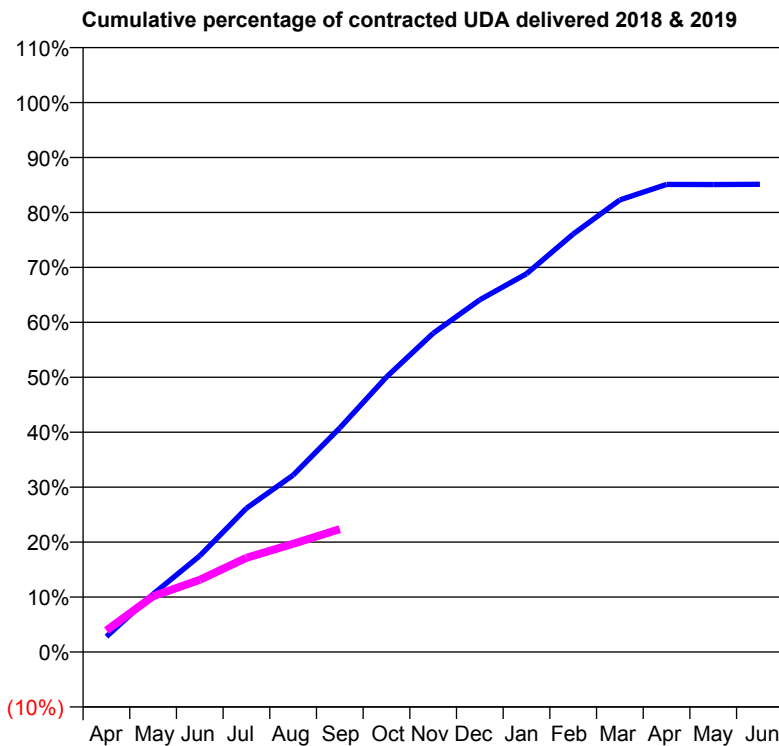
18/19 Contracted general activity (UDA)	24,000
Carry forward general activity (UDA)	0
18/19 Contracted orthodontic activity (UOA)	0
Carry forward orthodontic activity (UOA)	0
Baseline contract value	£662,832.22

### ACCESS\*

Patients seen in 24 months	Total	Change since previous quarter
Quarter ending September 2017	7,737	
Quarter ending December 2017	7,799	→
Quarter ending March 2018	7,650	↓
Quarter ending June 2018	7,455	↓
Quarter ending September 2018	7,082	↓
<b>Variance since September 2017</b>	<b>(8.5%)</b>	<b>↓</b>



### ACTIVITY



Month	Adjusted Scheduled Activity (UDA)	
	2018	2019
April	672	938
May	2,531	2,438
June	4,203	3,156
July	6,278	4,116
August	7,723	4,724
September	9,785	5,367
October	12,013	
November	13,924	
December	15,384	
January	16,518	
February	18,254	
March	19,744	
April	20,423	
May	20,418	
June	20,430	

### QUALITY

	Quantity	Base Number	Contract	AT	Region	England
% of FP17s for the same patient ID Re-attending within 3 months - Children	36	580	6.2%	9.8%	11.4%	11.6%
% of FP17s for the same patient ID Re-attending within 3 months - Adults	291	2,224	13.1%	13.2%	15.0%	15.5%
% of FP17s for the same patient ID Re-attending between 3 & 9 months - Children	225	580	38.8%	60.9%	59.9%	58.8%
% of FP17s for the same patient ID Re-attending between 3 & 9 months - Adults	1,008	2,224	45.3%	55.1%	52.0%	51.1%
% of FP17s for Band 1 Urgent Courses	247	2,429	10.2%	7.2%	8.0%	9.0%
% of FP17s Relating to Free Repair or Replacements	22	2,429	0.9%	0.9%	0.8%	0.8%
% of FP17s Relating to Continuations	29	2,429	1.2%	1.1%	0.9%	0.9%
% of Patients satisfied with the dentistry they have received	4	4	N/A	93.8%	93.5%	93.3%
% of Patients satisfied with the time they had to wait for an appointment	4	4	N/A	91.1%	89.1%	88.9%

\* This is based on patients treated on this contract for their most recent course of treatment. Figures in italics indicate the base number of FP17s or Patient Questionnaire responses are less than 100. N/A is shown where the base number of responses is less than 10 during the period. % is calculated as Quantity/Base number\*100

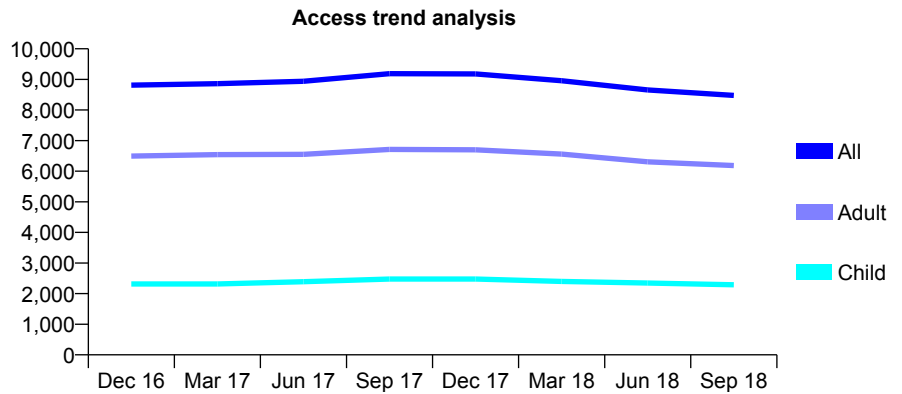
## Q60 - Vital Signs At a Glance Contract Report for 101338/0011 - September 2018

Name or company name	Whitecross Dental Care Limited
Contract type name	Pilot Contract
Purpose of contract	General
Contract start date	01/04/2006
Contract end date	

18/19 Contracted general activity (UDA)	27,000
Carry forward general activity (UDA)	0
18/19 Contracted orthodontic activity (UOA)	0
Carry forward orthodontic activity (UOA)	0
Baseline contract value	£744,384.33

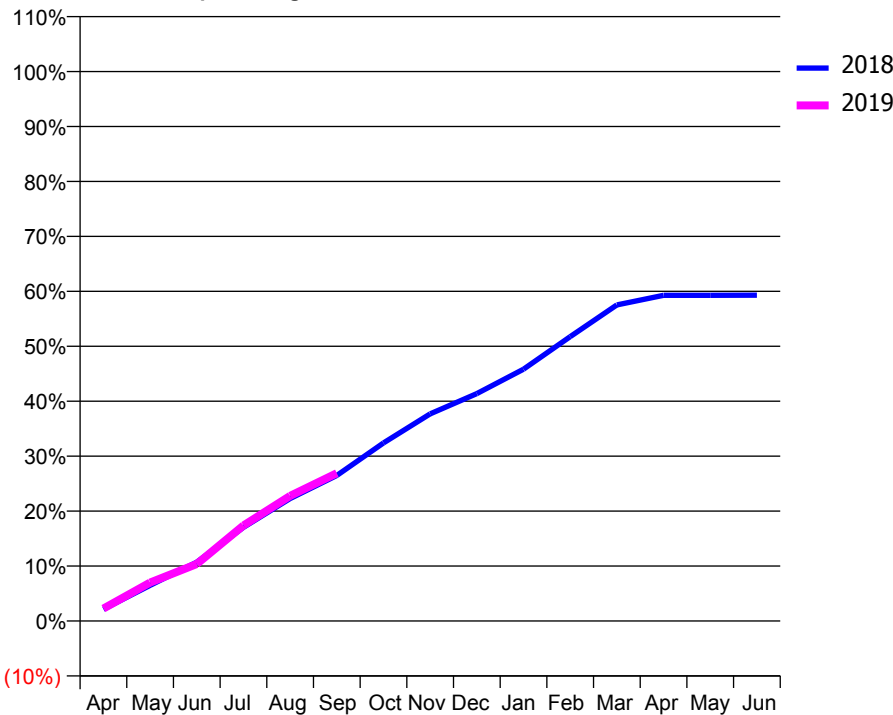
### ACCESS\*

Patients seen in 24 months	Total	Change since previous quarter
Quarter ending September 2017	9,188	
Quarter ending December 2017	9,177	→
Quarter ending March 2018	8,956	↓
Quarter ending June 2018	8,655	↓
Quarter ending September 2018	8,476	↓
<b>Variance since September 2017</b>	<b>(7.7%)</b>	<b>↓</b>



### ACTIVITY

Cumulative percentage of contracted UDA delivered 2018 & 2019



Adjusted Scheduled Activity (UDA)		
Month	2018	2019
April	580	613
May	1,750	1,893
June	2,892	2,804
July	4,603	4,697
August	6,019	6,152
September	7,149	7,265
October	8,753	
November	10,175	
December	11,173	
January	12,376	
February	13,975	
March	15,529	
April	16,004	
May	16,006	
June	16,008	

### QUALITY

	Quantity	Base Number	Contract	AT	Region	England
% of FP17s for the same patient ID Re-attending within 3 months - Children	21	1,064	2.0%	9.8%	11.4%	11.6%
% of FP17s for the same patient ID Re-attending within 3 months - Adults	168	2,445	6.9%	13.2%	15.0%	15.5%
% of FP17s for the same patient ID Re-attending between 3 & 9 months - Children	307	1,064	28.9%	60.9%	59.9%	58.8%
% of FP17s for the same patient ID Re-attending between 3 & 9 months - Adults	442	2,445	18.1%	55.1%	52.0%	51.1%
% of FP17s for Band 1 Urgent Courses	208	3,273	6.4%	7.2%	8.0%	9.0%
% of FP17s Relating to Free Repair or Replacements	3	3,273	0.1%	0.9%	0.8%	0.8%
% of FP17s Relating to Continuations	22	3,273	0.7%	1.1%	0.9%	0.9%
% of Patients satisfied with the dentistry they have received	1	3	N/A	93.8%	93.5%	93.3%
% of Patients satisfied with the time they had to wait for an appointment	1	3	N/A	91.1%	89.1%	88.9%

\* This is based on patients treated on this contract for their most recent course of treatment. Figures in italics indicate the base number of FP17s or Patient Questionnaire responses are less than 100. N/A is shown where the base number of responses is less than 10 during the period. % is calculated as Quantity/Base number\*100

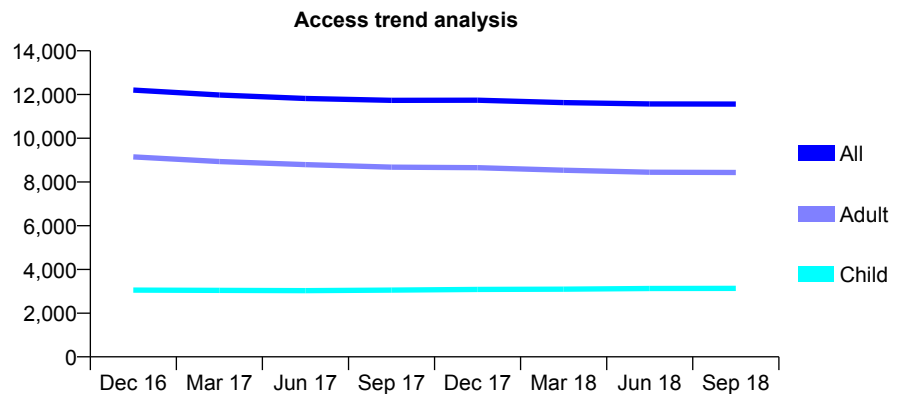
## Q60 - Vital Signs At a Glance Contract Report for 101338/0014 - September 2018

Name or company name	Whitecross Dental Care Limited
Contract type name	GDS Contract
Purpose of contract	General
Contract start date	01/04/2006
Contract end date	

18/19 Contracted general activity (UDA)	27,302
Carry forward general activity (UDA)	-273
18/19 Contracted orthodontic activity (UOA)	0
Carry forward orthodontic activity (UOA)	0
Baseline contract value	£741,359.70

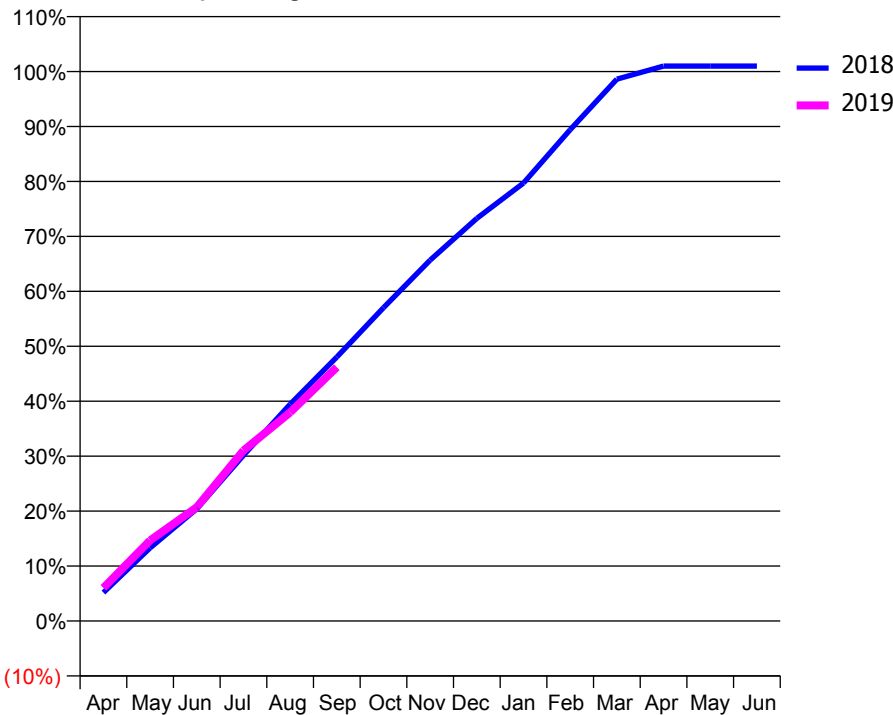
### ACCESS\*

Patients seen in 24 months	Total	Change since previous quarter
Quarter ending September 2017	11,736	
Quarter ending December 2017	11,738	→
Quarter ending March 2018	11,628	→
Quarter ending June 2018	11,571	→
Quarter ending September 2018	11,566	→
<b>Variance since September 2017</b>	<b>(1.4%)</b>	<b>↓</b>



### ACTIVITY

Cumulative percentage of contracted UDA delivered 2018 & 2019



Month	Adjusted Scheduled Activity (UDA)	
	2018	2019
April	1,416	1,644
May	3,631	4,005
June	5,576	5,657
July	8,232	8,471
August	10,767	10,367
September	13,118	12,611
October	15,564	
November	17,934	
December	20,005	
January	21,761	
February	24,410	
March	26,922	
April	27,573	
May	27,575	
June	27,575	

### QUALITY

	Quantity	Base Number	Contract	AT	Region	England
% of FP17s for the same patient ID Re-attending within 3 months - Children	131	2,109	6.2%	9.8%	11.4%	11.6%
% of FP17s for the same patient ID Re-attending within 3 months - Adults	472	4,770	9.9%	13.2%	15.0%	15.5%
% of FP17s for the same patient ID Re-attending between 3 & 9 months - Children	1,051	2,109	49.8%	60.9%	59.9%	58.8%
% of FP17s for the same patient ID Re-attending between 3 & 9 months - Adults	2,120	4,770	44.4%	55.1%	52.0%	51.1%
% of FP17s for Band 1 Urgent Courses	329	6,556	5.0%	7.2%	8.0%	9.0%
% of FP17s Relating to Free Repair or Replacements	24	6,556	0.4%	0.9%	0.8%	0.8%
% of FP17s Relating to Continuations	65	6,556	1.0%	1.1%	0.9%	0.9%
% of Patients satisfied with the dentistry they have received	8	8	N/A	93.8%	93.5%	93.3%
% of Patients satisfied with the time they had to wait for an appointment	6	8	N/A	91.1%	89.1%	88.9%

\* This is based on patients treated on this contract for their most recent course of treatment. Figures in italics indicate the base number of FP17s or Patient Questionnaire responses are less than 100. N/A is shown where the base number of responses is less than 10 during the period. % is calculated as Quantity/Base number\*100

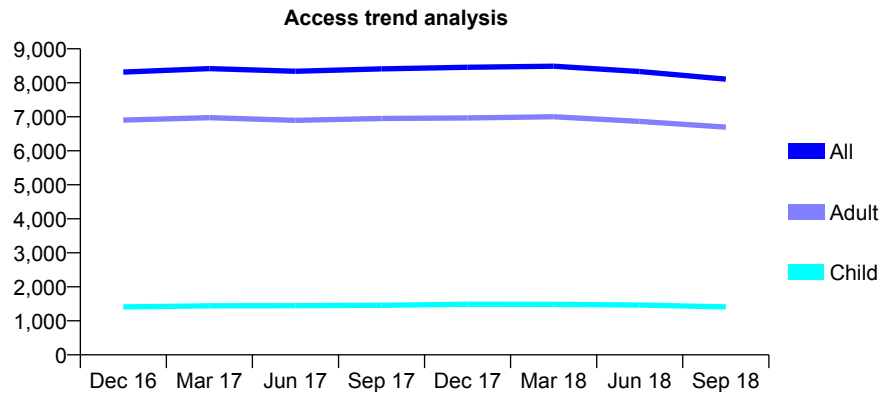
## Q60 - Vital Signs At a Glance Contract Report for 101338/0016 - September 2018

Name or company name	Whitecross Dental Care Limited
Contract type name	GDS Contract
Purpose of contract	General
Contract start date	01/04/2006
Contract end date	

18/19 Contracted general activity (UDA)	24,000
Carry forward general activity (UDA)	0
18/19 Contracted orthodontic activity (UOA)	0
Carry forward orthodontic activity (UOA)	0
Baseline contract value	£671,264.51

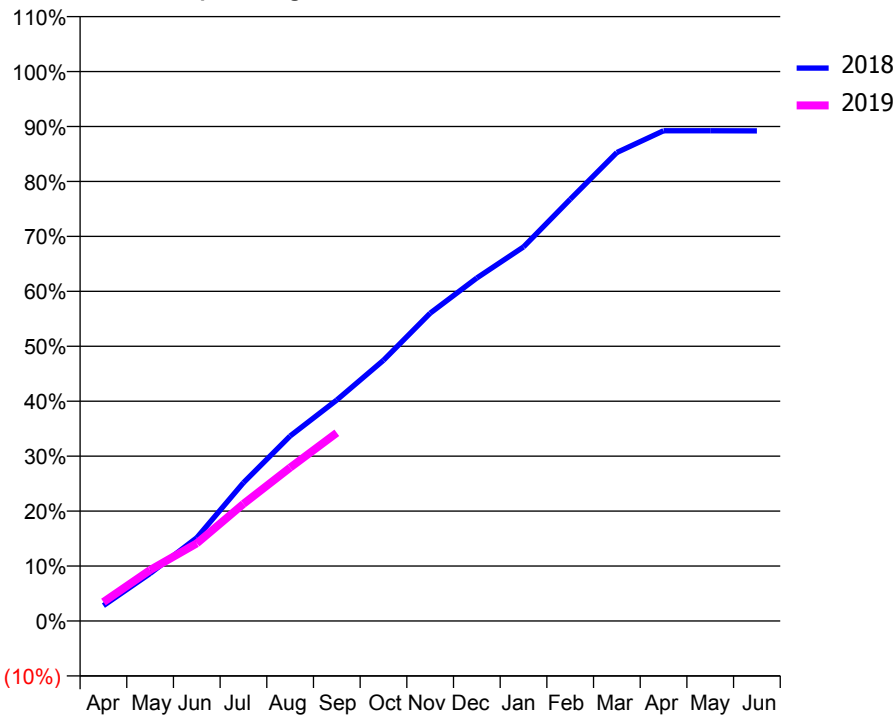
### ACCESS\*

Patients seen in 24 months	Total	Change since previous quarter
Quarter ending September 2017	8,408	
Quarter ending December 2017	8,456	→
Quarter ending March 2018	8,487	→
Quarter ending June 2018	8,330	↓
Quarter ending September 2018	8,106	↓
<b>Variance since September 2017</b>	<b>(3.6%)</b>	<b>↓</b>



### ACTIVITY

Cumulative percentage of contracted UDA delivered 2018 & 2019



Month	Adjusted Scheduled Activity (UDA)	
	2018	2019
April	673	828
May	2,074	2,226
June	3,636	3,392
July	6,044	5,116
August	8,079	6,699
September	9,653	8,220
October	11,389	
November	13,443	
December	14,982	
January	16,340	
February	18,420	
March	20,462	
April	21,411	
May	21,410	
June	21,409	

### QUALITY

	Quantity	Base Number	Contract	AT	Region	England
% of FP17s for the same patient ID Re-attending within 3 months - Children	53	854	6.2%	9.8%	11.4%	11.6%
% of FP17s for the same patient ID Re-attending within 3 months - Adults	484	3,965	12.2%	13.2%	15.0%	15.5%
% of FP17s for the same patient ID Re-attending between 3 & 9 months - Children	513	854	60.1%	60.9%	59.9%	58.8%
% of FP17s for the same patient ID Re-attending between 3 & 9 months - Adults	1,863	3,965	47.0%	55.1%	52.0%	51.1%
% of FP17s for Band 1 Urgent Courses	353	4,382	8.1%	7.2%	8.0%	9.0%
% of FP17s Relating to Free Repair or Replacements	48	4,382	1.1%	0.9%	0.8%	0.8%
% of FP17s Relating to Continuations	86	4,382	2.0%	1.1%	0.9%	0.9%
% of Patients satisfied with the dentistry they have received	1	1	N/A	93.8%	93.5%	93.3%
% of Patients satisfied with the time they had to wait for an appointment	1	1	N/A	91.1%	89.1%	88.9%

\* This is based on patients treated on this contract for their most recent course of treatment. Figures in italics indicate the base number of FP17s or Patient Questionnaire responses are less than 100. N/A is shown where the base number of responses is less than 10 during the period. % is calculated as Quantity/Base number\*100

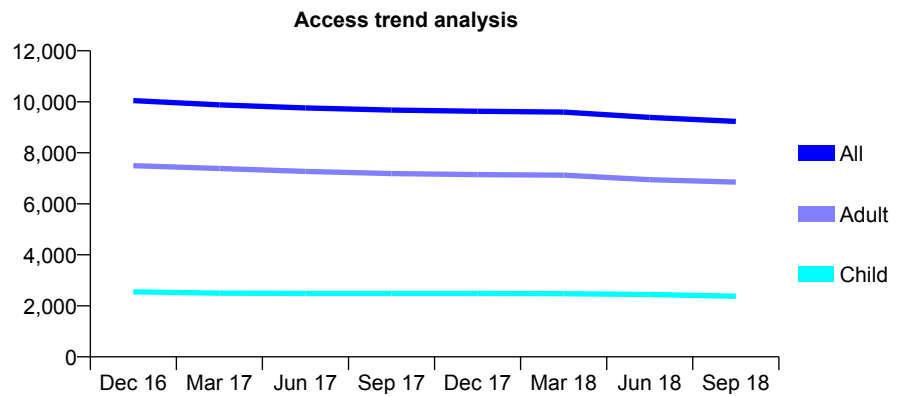
## Q60 - Vital Signs At a Glance Contract Report for 101338/0020 - September 2018

Name or company name	Whitecross Dental Care Limited
Contract type name	GDS Contract
Purpose of contract	General
Contract start date	01/04/2006
Contract end date	

18/19 Contracted general activity (UDA)	31,250
Carry forward general activity (UDA)	0
18/19 Contracted orthodontic activity (UOA)	0
Carry forward orthodontic activity (UOA)	0
Baseline contract value	£863,062.78

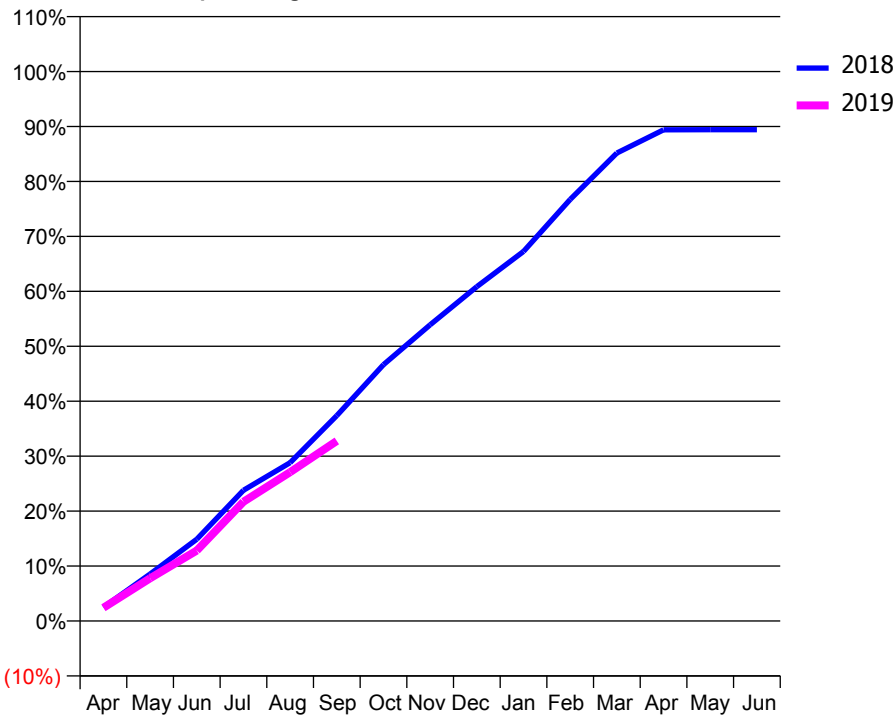
### ACCESS\*

Patients seen in 24 months	Total	Change since previous quarter
Quarter ending September 2017	9,676	
Quarter ending December 2017	9,631	→
Quarter ending March 2018	9,599	→
Quarter ending June 2018	9,389	↓
Quarter ending September 2018	9,229	↓
<b>Variance since September 2017</b>	<b>(4.6%)</b>	<b>↓</b>



### ACTIVITY

Cumulative percentage of contracted UDA delivered 2018 & 2019



Month	Adjusted Scheduled Activity (UDA)	
	2018	2019
April	786	751
May	2,673	2,428
June	4,651	4,004
July	7,434	6,780
August	9,008	8,467
September	11,682	10,240
October	14,577	
November	16,848	
December	19,017	
January	21,018	
February	23,974	
March	26,617	
April	27,934	
May	27,942	
June	27,944	

### QUALITY

	Quantity	Base Number	Contract	AT	Region	England
% of FP17s for the same patient ID Re-attending within 3 months - Children	91	1,510	6.0%	9.8%	11.4%	11.6%
% of FP17s for the same patient ID Re-attending within 3 months - Adults	481	4,035	11.9%	13.2%	15.0%	15.5%
% of FP17s for the same patient ID Re-attending between 3 & 9 months - Children	845	1,510	56.0%	60.9%	59.9%	58.8%
% of FP17s for the same patient ID Re-attending between 3 & 9 months - Adults	2,127	4,035	52.7%	55.1%	52.0%	51.1%
% of FP17s for Band 1 Urgent Courses	413	4,998	8.3%	7.2%	8.0%	9.0%
% of FP17s Relating to Free Repair or Replacements	46	4,998	0.9%	0.9%	0.8%	0.8%
% of FP17s Relating to Continuations	51	4,998	1.0%	1.1%	0.9%	0.9%
% of Patients satisfied with the dentistry they have received	13	14	92.9%	93.8%	93.5%	93.3%
% of Patients satisfied with the time they had to wait for an appointment	13	14	92.9%	91.1%	89.1%	88.9%

\* This is based on patients treated on this contract for their most recent course of treatment. Figures in italics indicate the base number of FP17s or Patient Questionnaire responses are less than 100. N/A is shown where the base number of responses is less than 10 during the period. % is calculated as Quantity/Base number\*100

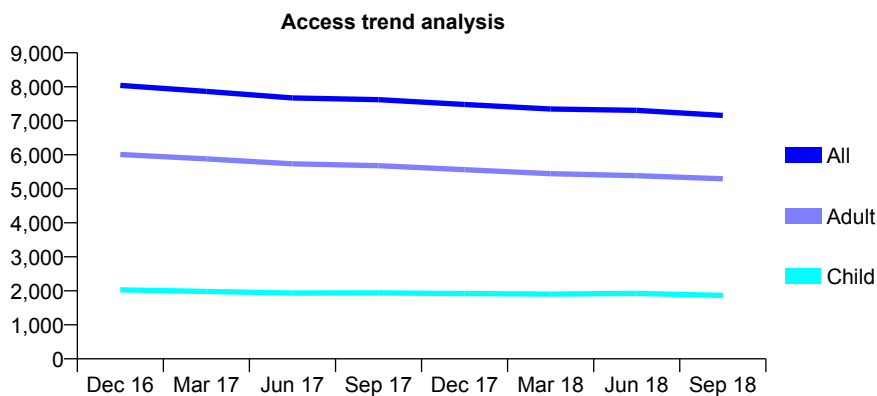
## Q60 - Vital Signs At a Glance Contract Report for 101338/0021 - September 2018

Name or company name	Whitecross Dental Care Limited
Contract type name	GDS Contract
Purpose of contract	General
Contract start date	01/04/2006
Contract end date	

18/19 Contracted general activity (UDA)	25,000
Carry forward general activity (UDA)	0
18/19 Contracted orthodontic activity (UOA)	0
Carry forward orthodontic activity (UOA)	0
Baseline contract value	£690,450.23

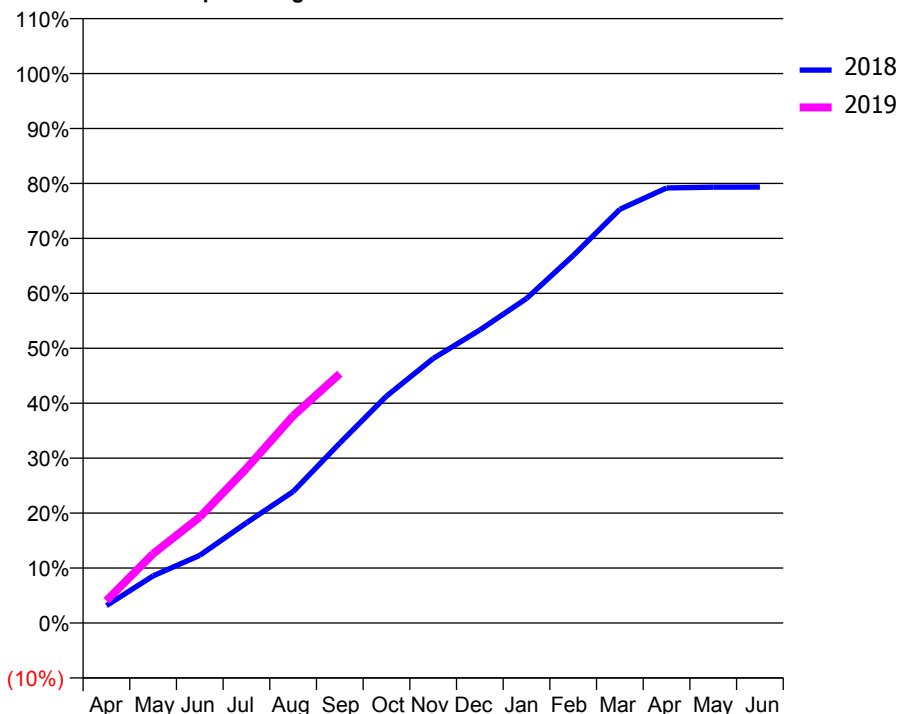
### ACCESS\*

Patients seen in 24 months	Total	Change since previous quarter
Quarter ending September 2017	7,621	
Quarter ending December 2017	7,479	↓
Quarter ending March 2018	7,348	↓
Quarter ending June 2018	7,309	→
Quarter ending September 2018	7,159	↓
<b>Variance since September 2017</b>	<b>(6.1%)</b>	<b>↓</b>



### ACTIVITY

Cumulative percentage of contracted UDA delivered 2018 & 2019



Month	Adjusted Scheduled Activity (UDA)	
	2018	2019
April	792	1,018
May	2,142	3,150
June	3,077	4,823
July	4,558	7,035
August	5,978	9,426
September	8,190	11,340
October	10,324	
November	12,034	
December	13,330	
January	14,766	
February	16,716	
March	18,823	
April	19,795	
May	19,831	
June	19,834	

### QUALITY

	Quantity	Base Number	Contract	AT	Region	England
% of FP17s for the same patient ID Re-attending within 3 months - Children	68	1,346	5.1%	9.8%	11.4%	11.6%
% of FP17s for the same patient ID Re-attending within 3 months - Adults	441	3,597	12.3%	13.2%	15.0%	15.5%
% of FP17s for the same patient ID Re-attending between 3 & 9 months - Children	734	1,346	54.5%	60.9%	59.9%	58.8%
% of FP17s for the same patient ID Re-attending between 3 & 9 months - Adults	1,681	3,597	46.7%	55.1%	52.0%	51.1%
% of FP17s for Band 1 Urgent Courses	253	4,503	5.6%	7.2%	8.0%	9.0%
% of FP17s Relating to Free Repair or Replacements	13	4,503	0.3%	0.9%	0.8%	0.8%
% of FP17s Relating to Continuations	66	4,503	1.5%	1.1%	0.9%	0.9%
% of Patients satisfied with the dentistry they have received	15	17	88.2%	93.8%	93.5%	93.3%
% of Patients satisfied with the time they had to wait for an appointment	14	17	82.4%	91.1%	89.1%	88.9%

\* This is based on patients treated on this contract for their most recent course of treatment. Figures in italics indicate the base number of FP17s or Patient Questionnaire responses are less than 100. N/A is shown where the base number of responses is less than 10 during the period. % is calculated as Quantity/Base number\*100



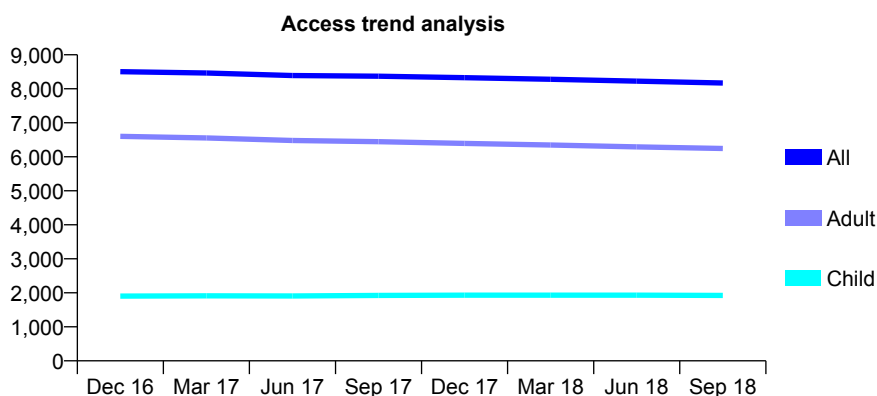
## Q60 - Vital Signs At a Glance Contract Report for 101338/0033 - September 2018

Name or company name	Whitecross Dental Care Limited
Contract type name	GDS Contract
Purpose of contract	General
Contract start date	01/04/2006
Contract end date	

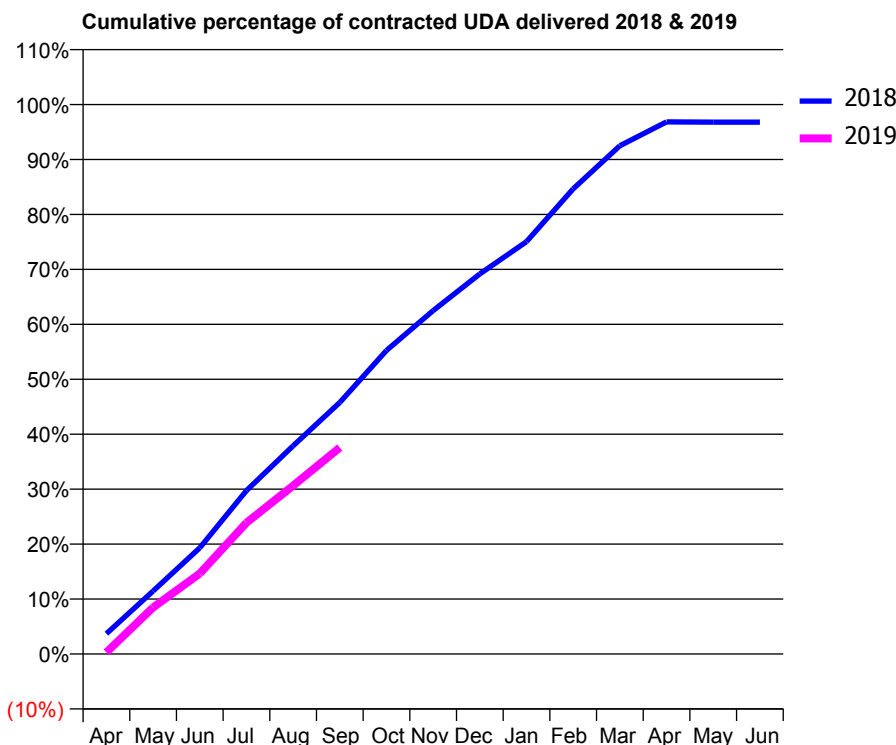
18/19 Contracted general activity (UDA)	20,788
Carry forward general activity (UDA)	670
18/19 Contracted orthodontic activity (UOA)	0
Carry forward orthodontic activity (UOA)	0
Baseline contract value	£576,996.10

### ACCESS\*

Patients seen in 24 months	Total	Change since previous quarter
Quarter ending September 2017	8,370	
Quarter ending December 2017	8,326	→
Quarter ending March 2018	8,282	→
Quarter ending June 2018	8,227	→
Quarter ending September 2018	8,169	→
<b>Variance since September 2017</b>	<b>(2.4%)</b>	<b>↓</b>



### ACTIVITY



Month	Adjusted Scheduled Activity (UDA)	
	2018	2019
April	768	64
May	2,384	1,764
June	4,020	3,046
July	6,181	4,969
August	7,879	6,369
September	9,519	7,811
October	11,486	
November	12,993	
December	14,382	
January	15,601	
February	17,601	
March	19,227	
April	20,133	
May	20,118	
June	20,118	

### QUALITY

	Quantity	Base Number	Contract	AT	Region	England
% of FP17s for the same patient ID Re-attending within 3 months - Children	59	1,217	4.8%	9.8%	11.4%	11.6%
% of FP17s for the same patient ID Re-attending within 3 months - Adults	394	3,682	10.7%	13.2%	15.0%	15.5%
% of FP17s for the same patient ID Re-attending between 3 & 9 months - Children	633	1,217	52.0%	60.9%	59.9%	58.8%
% of FP17s for the same patient ID Re-attending between 3 & 9 months - Adults	1,678	3,682	45.6%	55.1%	52.0%	51.1%
% of FP17s for Band 1 Urgent Courses	287	4,489	6.4%	7.2%	8.0%	9.0%
% of FP17s Relating to Free Repair or Replacements	16	4,489	0.4%	0.9%	0.8%	0.8%
% of FP17s Relating to Continuations	57	4,489	1.3%	1.1%	0.9%	0.9%
% of Patients satisfied with the dentistry they have received	1	2	N/A	93.8%	93.5%	93.3%
% of Patients satisfied with the time they had to wait for an appointment	2	2	N/A	91.1%	89.1%	88.9%

\* This is based on patients treated on this contract for their most recent course of treatment. Figures in italics indicate the base number of FP17s or Patient Questionnaire responses are less than 100. N/A is shown where the base number of responses is less than 10 during the period. % is calculated as Quantity/Base number\*100

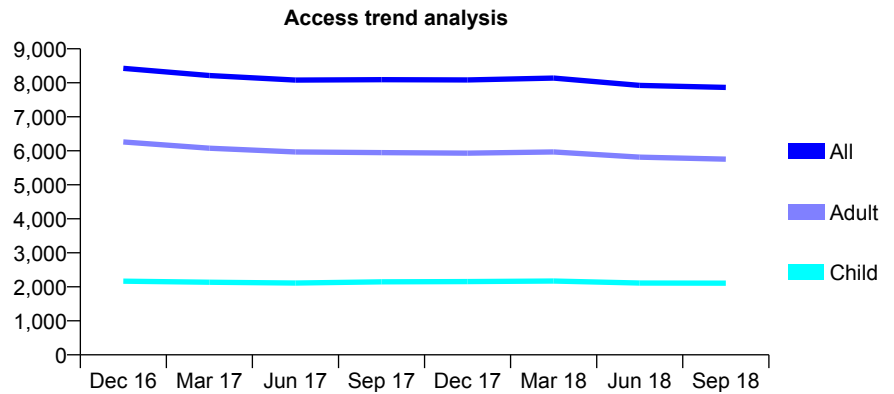
## Q60 - Vital Signs At a Glance Contract Report for 101362/0010 - September 2018

Name or company name	Rodericks Dental Limited
Contract type name	GDS Contract
Purpose of contract	General
Contract start date	01/09/2008
Contract end date	

18/19 Contracted general activity (UDA)	23,810
Carry forward general activity (UDA)	212
18/19 Contracted orthodontic activity (UOA)	0
Carry forward orthodontic activity (UOA)	0
Baseline contract value	£555,539.58

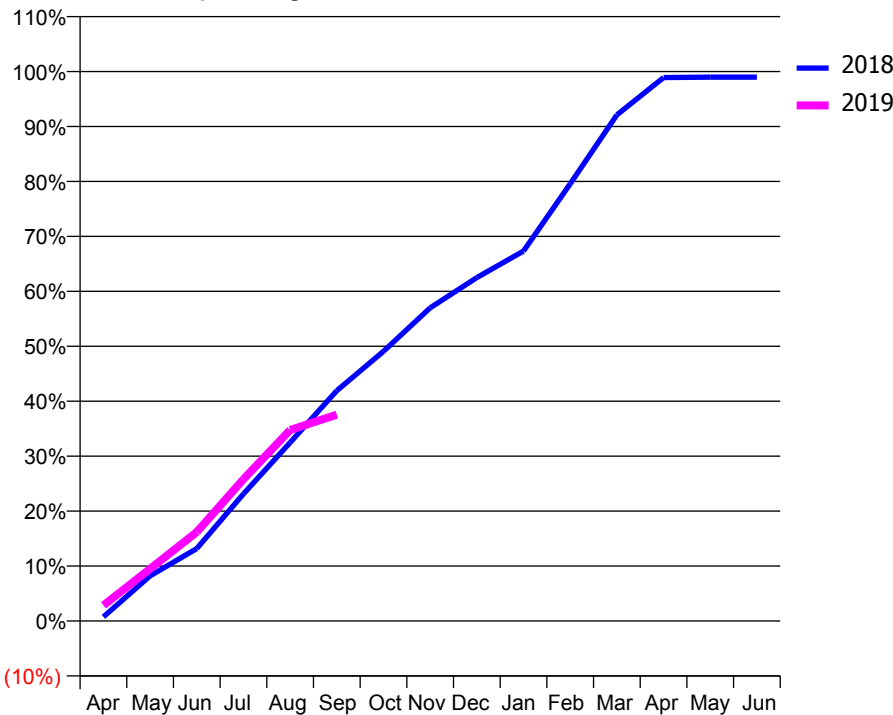
### ACCESS\*

Patients seen in 24 months	Total	Change since previous quarter
Quarter ending September 2017	8,093	
Quarter ending December 2017	8,085	→
Quarter ending March 2018	8,139	→
Quarter ending June 2018	7,924	↓
Quarter ending September 2018	7,863	→
<b>Variance since September 2017</b>	<b>(2.8%)</b>	<b>↓</b>



### ACTIVITY

Cumulative percentage of contracted UDA delivered 2018 & 2019



Month	Adjusted Scheduled Activity (UDA)	
	2018	2019
April	161	681
May	1,710	2,263
June	2,743	3,856
July	4,814	6,142
August	6,760	8,278
September	8,723	8,939
October	10,213	
November	11,861	
December	13,007	
January	14,012	
February	16,555	
March	19,169	
April	20,580	
May	20,594	
June	20,598	

### QUALITY

	Quantity	Base Number	Contract	AT	Region	England
% of FP17s for the same patient ID Re-attending within 3 months - Children	132	1,429	9.2%	9.8%	11.4%	11.6%
% of FP17s for the same patient ID Re-attending within 3 months - Adults	666	3,694	18.0%	13.2%	15.0%	15.5%
% of FP17s for the same patient ID Re-attending between 3 & 9 months - Children	870	1,429	60.9%	60.9%	59.9%	58.8%
% of FP17s for the same patient ID Re-attending between 3 & 9 months - Adults	2,097	3,694	56.8%	55.1%	52.0%	51.1%
% of FP17s for Band 1 Urgent Courses	545	4,566	11.9%	7.2%	8.0%	9.0%
% of FP17s Relating to Free Repair or Replacements	86	4,566	1.9%	0.9%	0.8%	0.8%
% of FP17s Relating to Continuations	32	4,566	0.7%	1.1%	0.9%	0.9%
% of Patients satisfied with the dentistry they have received	7	8	N/A	93.8%	93.5%	93.3%
% of Patients satisfied with the time they had to wait for an appointment	8	8	N/A	91.1%	89.1%	88.9%

\* This is based on patients treated on this contract for their most recent course of treatment. Figures in italics indicate the base number of FP17s or Patient Questionnaire responses are less than 100. N/A is shown where the base number of responses is less than 10 during the period. % is calculated as Quantity/Base number\*100

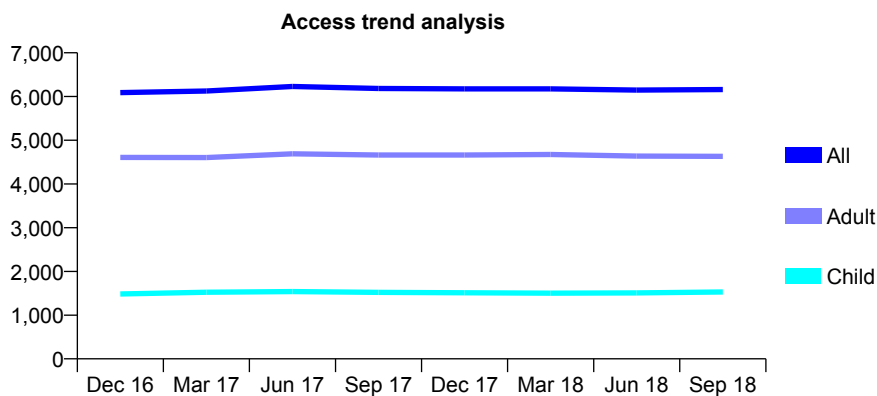
## Q60 - Vital Signs At a Glance Contract Report for 101362/0012 - September 2018

Name or company name	Rodericks Dental Limited
Contract type name	GDS Contract
Purpose of contract	General
Contract start date	01/11/2008
Contract end date	

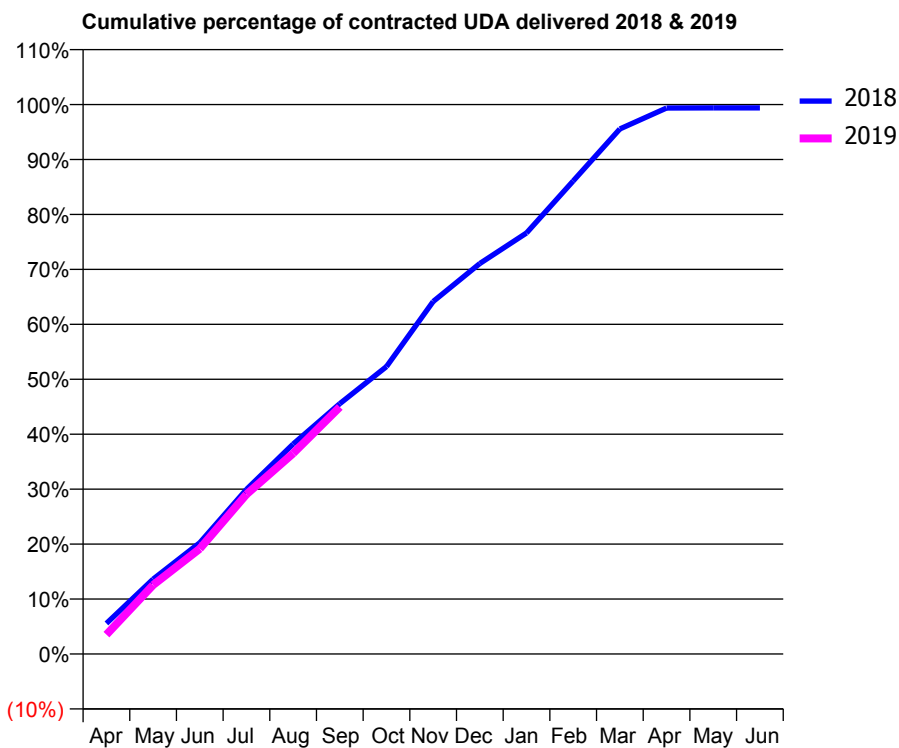
18/19 Contracted general activity (UDA)	16,586
Carry forward general activity (UDA)	102
18/19 Contracted orthodontic activity (UOA)	0
Carry forward orthodontic activity (UOA)	0
Baseline contract value	£382,143.85

### ACCESS\*

Patients seen in 24 months	Total	Change since previous quarter
Quarter ending September 2017	6,183	
Quarter ending December 2017	6,175	→
Quarter ending March 2018	6,176	→
Quarter ending June 2018	6,146	→
Quarter ending September 2018	6,160	→
<b>Variance since September 2017</b>	<b>(0.4%)</b>	→



### ACTIVITY



Month	Adjusted Scheduled Activity (UDA)	
	2018	2019
April	924	584
May	2,258	2,082
June	3,357	3,177
July	4,970	4,819
August	6,338	6,055
September	7,558	7,458
October	8,675	
November	10,640	
December	11,788	
January	12,707	
February	14,278	
March	15,848	
April	16,480	
May	16,482	
June	16,484	

### QUALITY

	Quantity	Base Number	Contract	AT	Region	England
% of FP17s for the same patient ID Re-attending within 3 months - Children	81	1,046	7.7%	9.8%	11.4%	11.6%
% of FP17s for the same patient ID Re-attending within 3 months - Adults	434	3,013	14.4%	13.2%	15.0%	15.5%
% of FP17s for the same patient ID Re-attending between 3 & 9 months - Children	519	1,046	49.6%	60.9%	59.9%	58.8%
% of FP17s for the same patient ID Re-attending between 3 & 9 months - Adults	1,542	3,013	51.2%	55.1%	52.0%	51.1%
% of FP17s for Band 1 Urgent Courses	333	3,799	8.8%	7.2%	8.0%	9.0%
% of FP17s Relating to Free Repair or Replacements	52	3,799	1.4%	0.9%	0.8%	0.8%
% of FP17s Relating to Continuations	2	3,799	0.1%	1.1%	0.9%	0.9%
% of Patients satisfied with the dentistry they have received	5	5	N/A	93.8%	93.5%	93.3%
% of Patients satisfied with the time they had to wait for an appointment	5	5	N/A	91.1%	89.1%	88.9%

\* This is based on patients treated on this contract for their most recent course of treatment. Figures in italics indicate the base number of FP17s or Patient Questionnaire responses are less than 100. N/A is shown where the base number of responses is less than 10 during the period. % is calculated as Quantity/Base number\*100

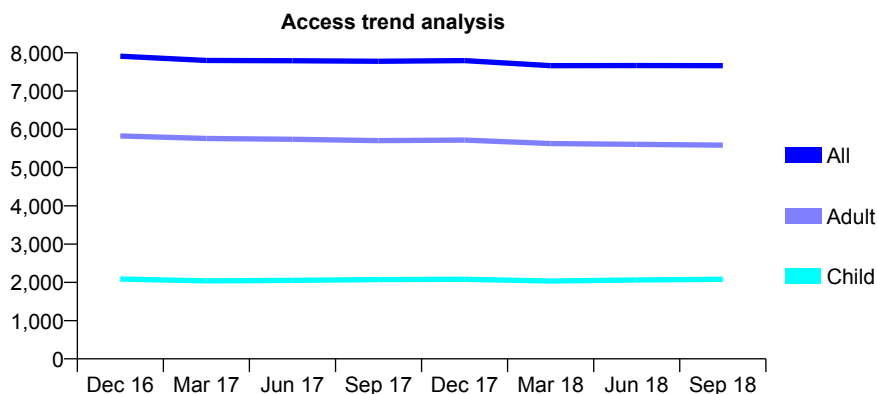
## Q60 - Vital Signs At a Glance Contract Report for 101370/0016 - September 2018

Name or company name	Petrie Tucker & Partners Ltd
Contract type name	GDS Contract
Purpose of contract	General
Contract start date	01/04/2006
Contract end date	

18/19 Contracted general activity (UDA)	22,134
Carry forward general activity (UDA)	0
18/19 Contracted orthodontic activity (UOA)	0
Carry forward orthodontic activity (UOA)	0
Baseline contract value	£475,883.40

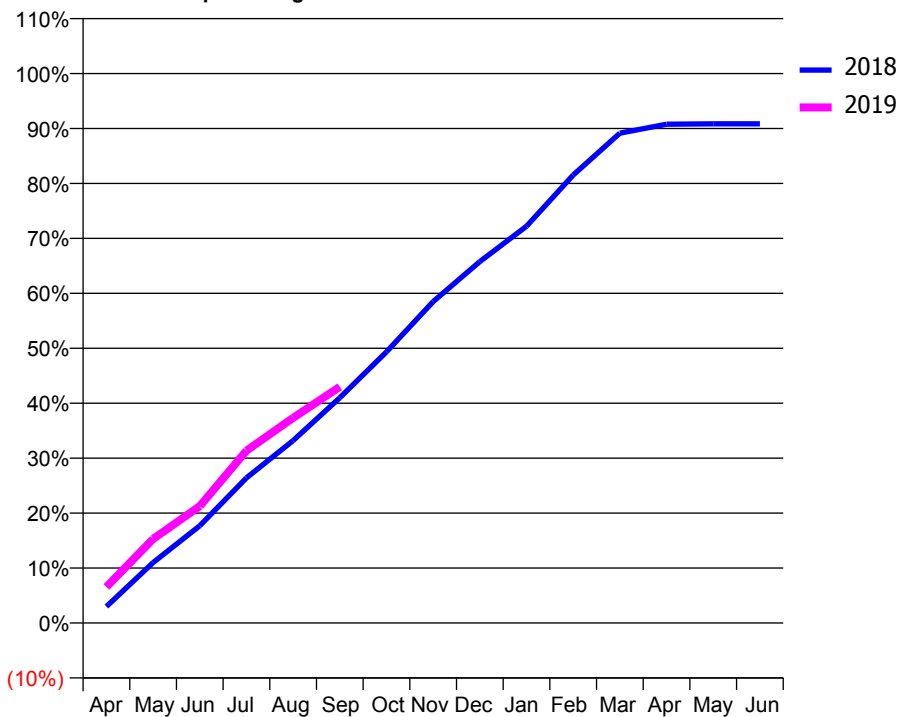
### ACCESS\*

Patients seen in 24 months	Total	Change since previous quarter
Quarter ending September 2017	7,777	
Quarter ending December 2017	7,796	→
Quarter ending March 2018	7,663	↓
Quarter ending June 2018	7,668	→
Quarter ending September 2018	7,665	→
<b>Variance since September 2017</b>	<b>(1.4%)</b>	<b>↓</b>



### ACTIVITY

Cumulative percentage of contracted UDA delivered 2018 & 2019



Month	Adjusted Scheduled Activity (UDA)	
	2018	2019
April	662	1,454
May	2,437	3,387
June	3,919	4,706
July	5,848	6,940
August	7,351	8,264
September	9,076	9,518
October	10,923	
November	12,949	
December	14,559	
January	15,980	
February	18,046	
March	19,732	
April	20,091	
May	20,107	
June	20,107	

### QUALITY

	Quantity	Base Number	Contract	AT	Region	England
% of FP17s for the same patient ID Re-attending within 3 months - Children	33	1,280	2.6%	9.8%	11.4%	11.6%
% of FP17s for the same patient ID Re-attending within 3 months - Adults	193	2,965	6.5%	13.2%	15.0%	15.5%
% of FP17s for the same patient ID Re-attending between 3 & 9 months - Children	598	1,280	46.7%	60.9%	59.9%	58.8%
% of FP17s for the same patient ID Re-attending between 3 & 9 months - Adults	1,288	2,965	43.4%	55.1%	52.0%	51.1%
% of FP17s for Band 1 Urgent Courses	103	4,075	2.5%	7.2%	8.0%	9.0%
% of FP17s Relating to Free Repair or Replacements	10	4,075	0.2%	0.9%	0.8%	0.8%
% of FP17s Relating to Continuations	21	4,075	0.5%	1.1%	0.9%	0.9%
% of Patients satisfied with the dentistry they have received	6	6	N/A	93.8%	93.5%	93.3%
% of Patients satisfied with the time they had to wait for an appointment	6	6	N/A	91.1%	89.1%	88.9%

\* This is based on patients treated on this contract for their most recent course of treatment. Figures in italics indicate the base number of FP17s or Patient Questionnaire responses are less than 100. N/A is shown where the base number of responses is less than 10 during the period. % is calculated as Quantity/Base number\*100

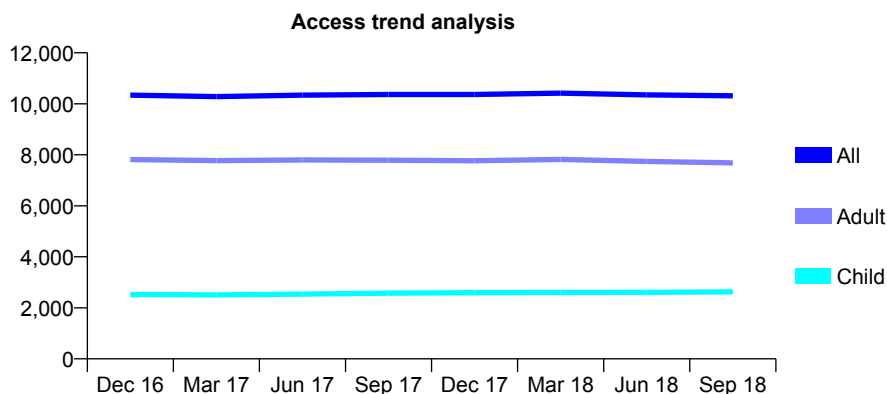
## Q60 - Vital Signs At a Glance Contract Report for 101370/0017 - September 2018

Name or company name	Petrie Tucker & Partners Ltd
Contract type name	GDS Contract
Purpose of contract	General
Contract start date	01/04/2006
Contract end date	

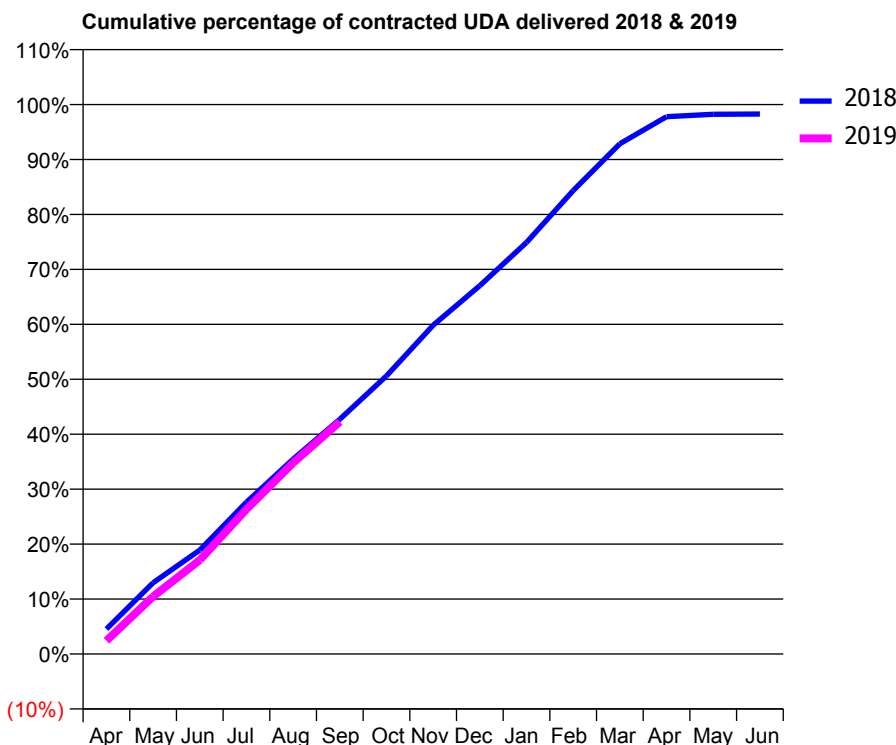
18/19 Contracted general activity (UDA)	25,778
Carry forward general activity (UDA)	0
18/19 Contracted orthodontic activity (UOA)	0
Carry forward orthodontic activity (UOA)	0
Baseline contract value	£579,976.29

### ACCESS\*

Patients seen in 24 months	Total	Change since previous quarter
Quarter ending September 2017	10,364	
Quarter ending December 2017	10,366	→
Quarter ending March 2018	10,419	→
Quarter ending June 2018	10,349	→
Quarter ending September 2018	10,313	→
<b>Variance since September 2017</b>	<b>(0.5%)</b>	→



### ACTIVITY



Month	2018	2019
April	1,175	625
May	3,341	2,696
June	4,874	4,407
July	7,119	6,793
August	9,144	8,968
September	11,014	10,897
October	13,046	
November	15,423	
December	17,281	
January	19,311	
February	21,743	
March	23,937	
April	25,206	
May	25,320	
June	25,333	

### QUALITY

	Quantity	Base Number	Contract	AT	Region	England
% of FP17s for the same patient ID Re-attending within 3 months - Children	83	1,606	5.2%	9.8%	11.4%	11.6%
% of FP17s for the same patient ID Re-attending within 3 months - Adults	443	4,857	9.1%	13.2%	15.0%	15.5%
% of FP17s for the same patient ID Re-attending between 3 & 9 months - Children	834	1,606	51.9%	60.9%	59.9%	58.8%
% of FP17s for the same patient ID Re-attending between 3 & 9 months - Adults	2,644	4,857	54.4%	55.1%	52.0%	51.1%
% of FP17s for Band 1 Urgent Courses	290	5,823	5.0%	7.2%	8.0%	9.0%
% of FP17s Relating to Free Repair or Replacements	22	5,823	0.4%	0.9%	0.8%	0.8%
% of FP17s Relating to Continuations	61	5,823	1.0%	1.1%	0.9%	0.9%
% of Patients satisfied with the dentistry they have received	5	5	N/A	93.8%	93.5%	93.3%
% of Patients satisfied with the time they had to wait for an appointment	5	5	N/A	91.1%	89.1%	88.9%

\* This is based on patients treated on this contract for their most recent course of treatment. Figures in italics indicate the base number of FP17s or Patient Questionnaire responses are less than 100. N/A is shown where the base number of responses is less than 10 during the period. % is calculated as Quantity/Base number\*100

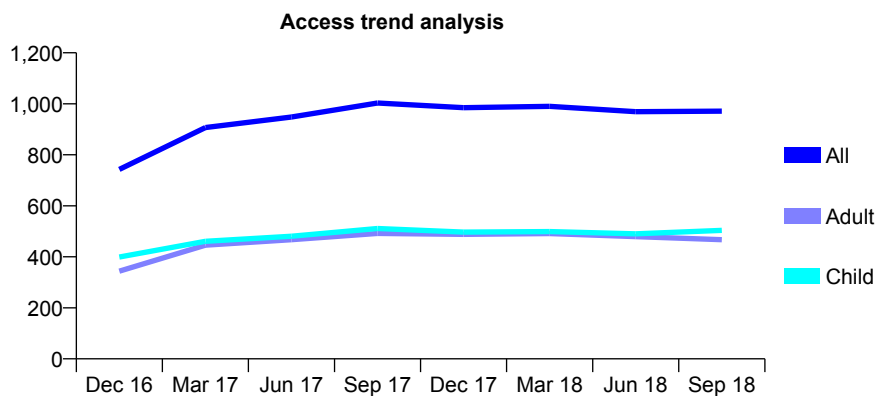
## Q60 - Vital Signs At a Glance Contract Report for 101605/0001 - September 2018

Name or company name	Thomas Dental Practice
Contract type name	GDS Contract
Purpose of contract	General
Contract start date	01/10/2015
Contract end date	

18/19 Contracted general activity (UDA)	2,620
Carry forward general activity (UDA)	0
18/19 Contracted orthodontic activity (UOA)	0
Carry forward orthodontic activity (UOA)	0
Baseline contract value	£56,980.25

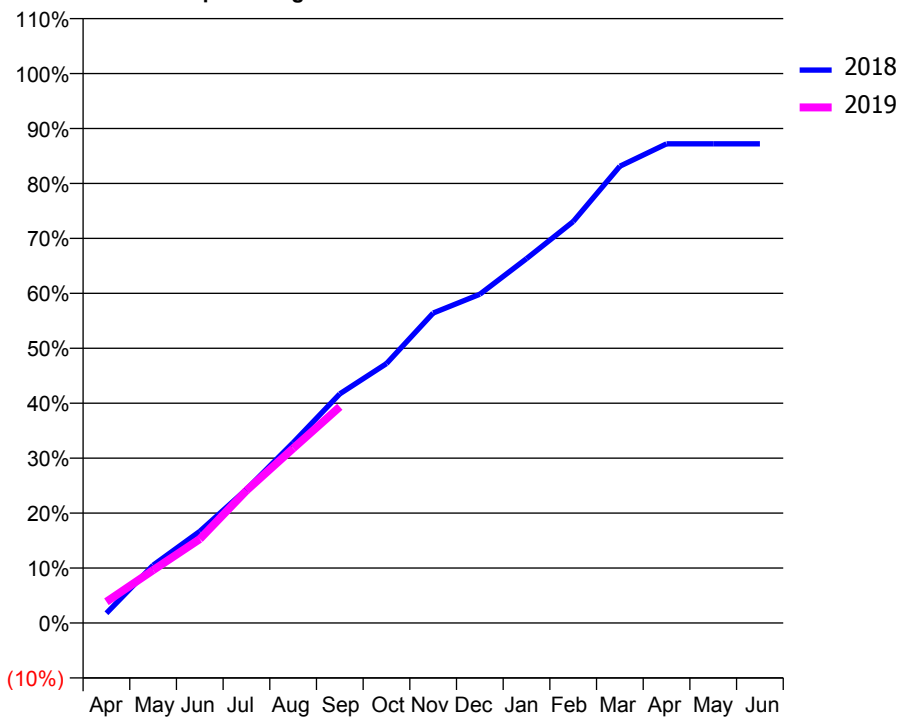
### ACCESS\*

Patients seen in 24 months	Total	Change since previous quarter
Quarter ending September 2017	1,003	
Quarter ending December 2017	985	↓
Quarter ending March 2018	990	→
Quarter ending June 2018	969	↓
Quarter ending September 2018	971	→
<b>Variance since September 2017</b>	<b>(3.2%)</b>	<b>↓</b>



### ACTIVITY

Cumulative percentage of contracted UDA delivered 2018 & 2019



Adjusted Scheduled Activity (UDA)

Month	2018	2019
April	47	101
May	276	252
June	437	400
July	637	632
August	860	833
September	1,093	1,031
October	1,237	
November	1,478	
December	1,567	
January	1,738	
February	1,914	
March	2,178	
April	2,285	
May	2,285	
June	2,285	

### QUALITY

	Quantity	Base Number	Contract	AT	Region	England
% of FP17s for the same patient ID Re-attending within 3 months - Children	25	377	6.6%	9.8%	11.4%	11.6%
% of FP17s for the same patient ID Re-attending within 3 months - Adults	76	334	22.8%	13.2%	15.0%	15.5%
% of FP17s for the same patient ID Re-attending between 3 & 9 months - Children	242	377	64.2%	60.9%	59.9%	58.8%
% of FP17s for the same patient ID Re-attending between 3 & 9 months - Adults	156	334	46.7%	55.1%	52.0%	51.1%
% of FP17s for Band 1 Urgent Courses	15	639	2.3%	7.2%	8.0%	9.0%
% of FP17s Relating to Free Repair or Replacements	3	639	0.5%	0.9%	0.8%	0.8%
% of FP17s Relating to Continuations	7	639	1.1%	1.1%	0.9%	0.9%
% of Patients satisfied with the dentistry they have received	1	1	N/A	93.8%	93.5%	93.3%
% of Patients satisfied with the time they had to wait for an appointment	1	1	N/A	91.1%	89.1%	88.9%

\* This is based on patients treated on this contract for their most recent course of treatment. Figures in italics indicate the base number of FP17s or Patient Questionnaire responses are less than 100. N/A is shown where the base number of responses is less than 10 during the period. % is calculated as Quantity/Base number\*100

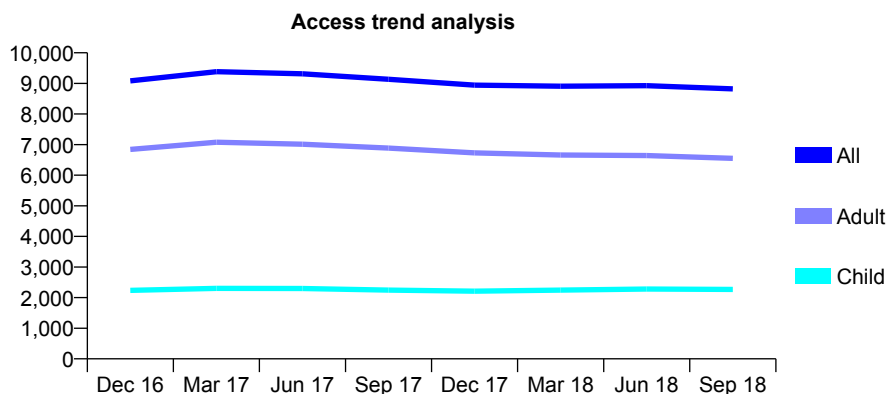
## Q60 - Vital Signs At a Glance Contract Report for 103713/0001 - September 2018

Name or company name	Rodericks Ltd
Contract type name	GDS Contract
Purpose of contract	General
Contract start date	09/11/2009
Contract end date	

18/19 Contracted general activity (UDA)	26,418
Carry forward general activity (UDA)	0
18/19 Contracted orthodontic activity (UOA)	0
Carry forward orthodontic activity (UOA)	0
Baseline contract value	£642,003.16

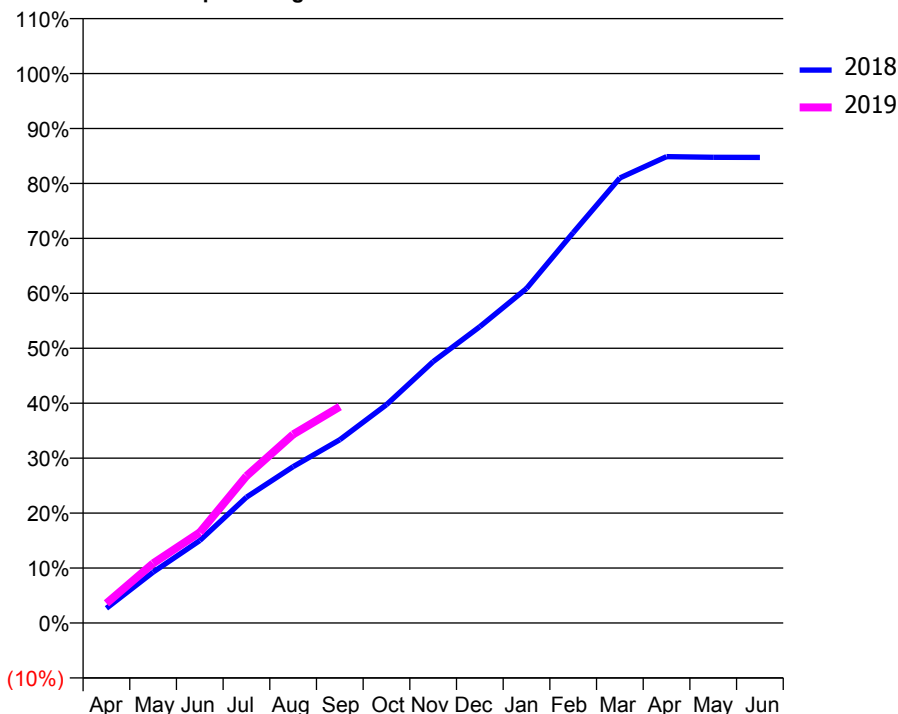
### ACCESS\*

Patients seen in 24 months	Total	Change since previous quarter
Quarter ending September 2017	9,135	
Quarter ending December 2017	8,942	↓
Quarter ending March 2018	8,909	→
Quarter ending June 2018	8,926	→
Quarter ending September 2018	8,822	↓
<b>Variance since September 2017</b>	<b>(3.4%)</b>	<b>↓</b>



### ACTIVITY

Cumulative percentage of contracted UDA delivered 2018 & 2019



Adjusted Scheduled Activity (UDA)

Month	2018	2019
April	711	942
May	2,445	2,871
June	3,964	4,353
July	6,046	7,066
August	7,514	9,065
September	8,812	10,404
October	10,496	
November	12,566	
December	14,251	
January	16,084	
February	18,766	
March	21,395	
April	22,421	
May	22,393	
June	22,386	

### QUALITY

	Quantity	Base Number	Contract	AT	Region	England
% of FP17s for the same patient ID Re-attending within 3 months - Children	135	1,635	8.3%	9.8%	11.4%	11.6%
% of FP17s for the same patient ID Re-attending within 3 months - Adults	427	4,021	10.6%	13.2%	15.0%	15.5%
% of FP17s for the same patient ID Re-attending between 3 & 9 months - Children	986	1,635	60.3%	60.9%	59.9%	58.8%
% of FP17s for the same patient ID Re-attending between 3 & 9 months - Adults	2,336	4,021	58.1%	55.1%	52.0%	51.1%
% of FP17s for Band 1 Urgent Courses	593	5,242	11.3%	7.2%	8.0%	9.0%
% of FP17s Relating to Free Repair or Replacements	46	5,242	0.9%	0.9%	0.8%	0.8%
% of FP17s Relating to Continuations	21	5,242	0.4%	1.1%	0.9%	0.9%
% of Patients satisfied with the dentistry they have received	3	3	N/A	93.8%	93.5%	93.3%
% of Patients satisfied with the time they had to wait for an appointment	3	3	N/A	91.1%	89.1%	88.9%

\* This is based on patients treated on this contract for their most recent course of treatment. Figures in italics indicate the base number of FP17s or Patient Questionnaire responses are less than 100. N/A is shown where the base number of responses is less than 10 during the period. % is calculated as Quantity/Base number\*100

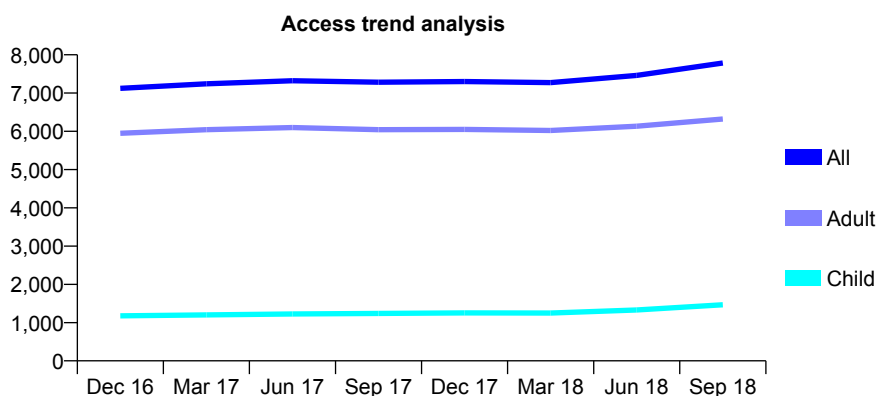
## Q60 - Vital Signs At a Glance Contract Report for 105481/0001 - September 2018

Name or company name	Simpson, Goodwin and Hanji
Contract type name	GDS Contract
Purpose of contract	General
Contract start date	16/02/2015
Contract end date	

18/19 Contracted general activity (UDA)	19,930
Carry forward general activity (UDA)	-399
18/19 Contracted orthodontic activity (UOA)	0
Carry forward orthodontic activity (UOA)	0
Baseline contract value	£579,695.97

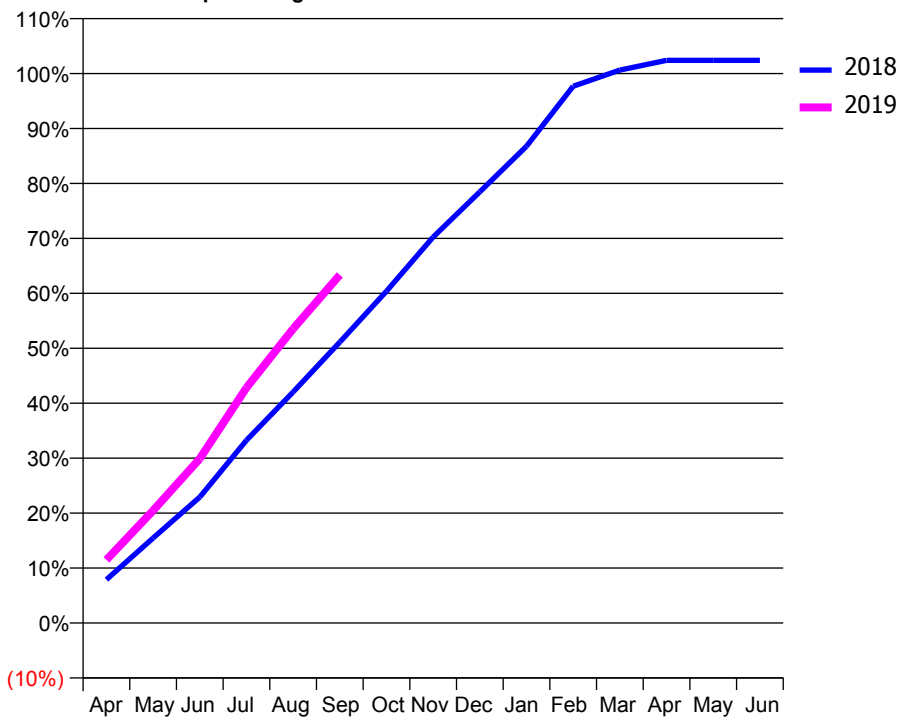
### ACCESS\*

Patients seen in 24 months	Total	Change since previous quarter
Quarter ending September 2017	7,283	
Quarter ending December 2017	7,301	→
Quarter ending March 2018	7,272	→
Quarter ending June 2018	7,462	↑
Quarter ending September 2018	7,787	↑
<b>Variance since September 2017</b>	<b>6.9%</b>	<b>↑</b>



### ACTIVITY

Cumulative percentage of contracted UDA delivered 2018 & 2019



Month	Adjusted Scheduled Activity (UDA)	
	2018	2019
April	1,573	2,290
May	3,081	4,080
June	4,570	5,963
July	6,629	8,533
August	8,378	10,673
September	10,190	12,628
October	12,035	
November	13,999	
December	15,640	
January	17,294	
February	19,471	
March	20,052	
April	20,408	
May	20,409	
June	20,409	

### QUALITY

	Quantity	Base Number	Contract	AT	Region	England
% of FP17s for the same patient ID Re-attending within 3 months - Children	89	1,285	6.9%	9.8%	11.4%	11.6%
% of FP17s for the same patient ID Re-attending within 3 months - Adults	574	4,082	14.1%	13.2%	15.0%	15.5%
% of FP17s for the same patient ID Re-attending between 3 & 9 months - Children	571	1,285	44.4%	60.9%	59.9%	58.8%
% of FP17s for the same patient ID Re-attending between 3 & 9 months - Adults	1,831	4,082	44.9%	55.1%	52.0%	51.1%
% of FP17s for Band 1 Urgent Courses	289	5,222	5.5%	7.2%	8.0%	9.0%
% of FP17s Relating to Free Repair or Replacements	82	5,222	1.6%	0.9%	0.8%	0.8%
% of FP17s Relating to Continuations	70	5,222	1.3%	1.1%	0.9%	0.9%
% of Patients satisfied with the dentistry they have received	6	6	N/A	93.8%	93.5%	93.3%
% of Patients satisfied with the time they had to wait for an appointment	5	6	N/A	91.1%	89.1%	88.9%

\* This is based on patients treated on this contract for their most recent course of treatment. Figures in italics indicate the base number of FP17s or Patient Questionnaire responses are less than 100. N/A is shown where the base number of responses is less than 10 during the period. % is calculated as Quantity/Base number\*100



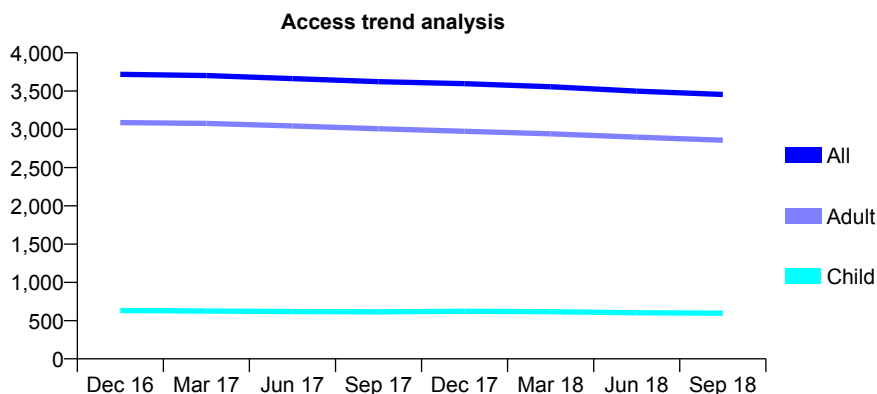
## Q60 - Vital Signs At a Glance Contract Report for 106313/0001 - September 2018

Name or company name	Butler and Finnigan Dental Practice (BC) Lt
Contract type name	GDS Contract
Purpose of contract	General and Orthodontic
Contract start date	01/04/2014
Contract end date	

18/19 Contracted general activity (UDA)	10,500
Carry forward general activity (UDA)	0
18/19 Contracted orthodontic activity (UOA)	249
Carry forward orthodontic activity (UOA)	-5
Baseline contract value	£265,984.83

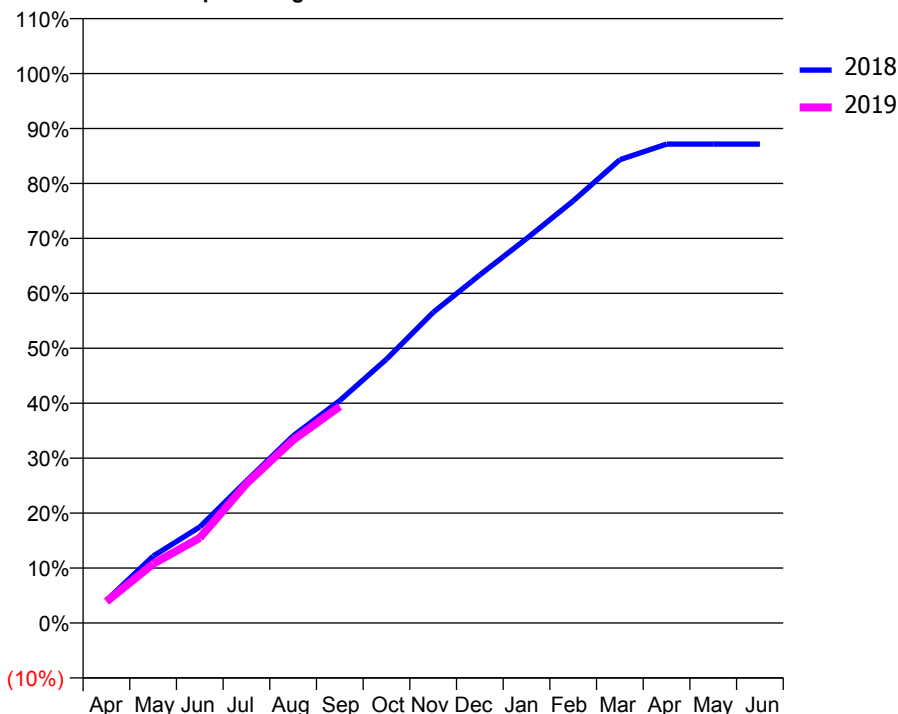
### ACCESS\*

Patients seen in 24 months	Total	Change since previous quarter
Quarter ending September 2017	3,623	
Quarter ending December 2017	3,597	→
Quarter ending March 2018	3,557	↓
Quarter ending June 2018	3,499	↓
Quarter ending September 2018	3,455	↓
<b>Variance since September 2017</b>	<b>(4.6%)</b>	<b>↓</b>



### ACTIVITY

Cumulative percentage of contracted UDA delivered 2018 & 2019



Month	Adjusted Scheduled Activity (UDA)	
	2018	2019
April	473	410
May	1,398	1,131
June	2,010	1,627
July	2,974	2,664
August	3,917	3,496
September	4,657	4,140
October	5,520	
November	6,500	
December	7,286	
January	8,044	
February	8,835	
March	9,696	
April	10,023	
May	10,023	
June	10,023	

### QUALITY

	Quantity	Base Number	Contract	AT	Region	England
% of FP17s for the same patient ID Re-attending within 3 months - Children	48	496	9.7%	9.8%	11.4%	11.6%
% of FP17s for the same patient ID Re-attending within 3 months - Adults	309	2,074	14.9%	13.2%	15.0%	15.5%
% of FP17s for the same patient ID Re-attending between 3 & 9 months - Children	293	496	59.1%	60.9%	59.9%	58.8%
% of FP17s for the same patient ID Re-attending between 3 & 9 months - Adults	1,106	2,074	53.3%	55.1%	52.0%	51.1%
% of FP17s for Band 1 Urgent Courses	316	2,368	13.3%	7.2%	8.0%	9.0%
% of FP17s Relating to Free Repair or Replacements	3	2,368	0.1%	0.9%	0.8%	0.8%
% of FP17s Relating to Continuations	19	2,368	0.8%	1.1%	0.9%	0.9%
% of Patients satisfied with the dentistry they have received	7	7	N/A	93.8%	93.5%	93.3%
% of Patients satisfied with the time they had to wait for an appointment	7	7	N/A	91.1%	89.1%	88.9%

\* This is based on patients treated on this contract for their most recent course of treatment. Figures in italics indicate the base number of FP17s or Patient Questionnaire responses are less than 100. N/A is shown where the base number of responses is less than 10 during the period. % is calculated as Quantity/Base number\*100

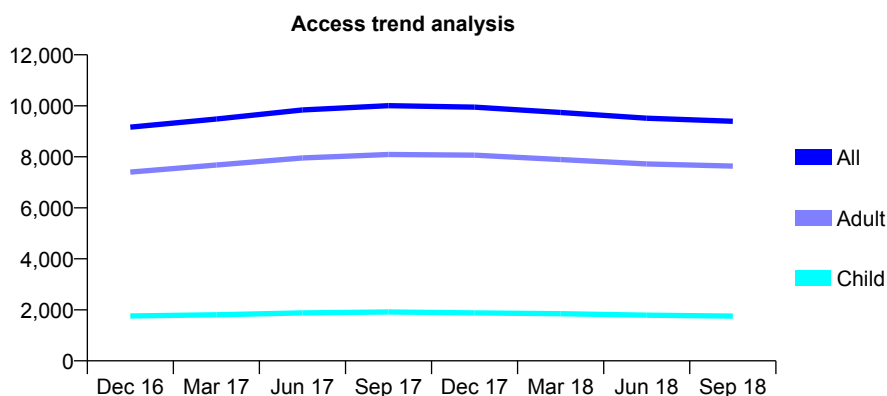
## Q60 - Vital Signs At a Glance Contract Report for 107182/0001 - September 2018

Name or company name	Mr Holgate - Green End Dental Practice
Contract type name	GDS Contract
Purpose of contract	General and Orthodontic
Contract start date	01/04/2013
Contract end date	

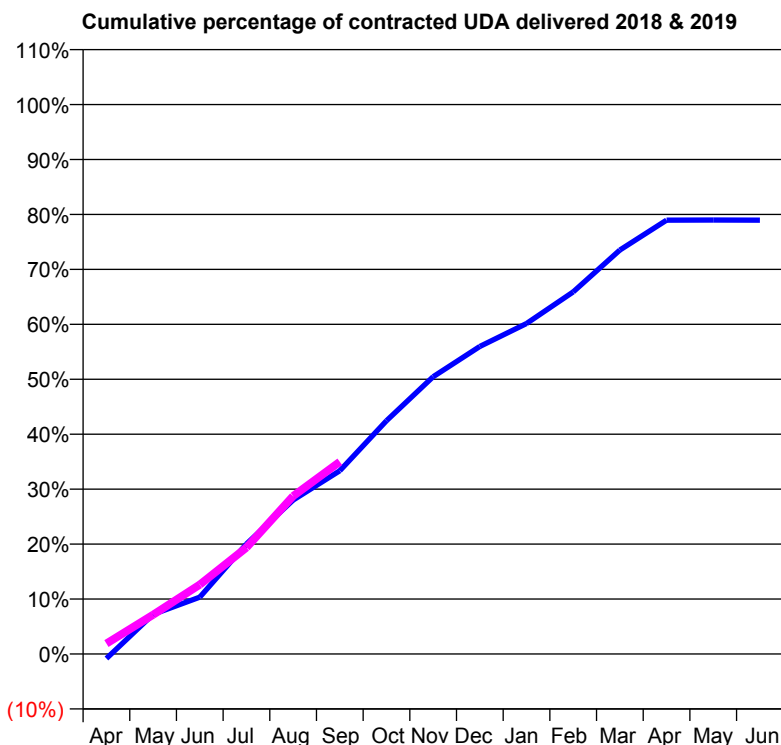
18/19 Contracted general activity (UDA)	28,717
Carry forward general activity (UDA)	0
18/19 Contracted orthodontic activity (UOA)	160
Carry forward orthodontic activity (UOA)	0
Baseline contract value	£799,490.24

### ACCESS\*

Patients seen in 24 months	Total	Change since previous quarter
Quarter ending September 2017	10,007	
Quarter ending December 2017	9,947	→
Quarter ending March 2018	9,741	↓
Quarter ending June 2018	9,513	↓
Quarter ending September 2018	9,392	↓
<b>Variance since September 2017</b>	<b>(6.1%)</b>	<b>↓</b>



### ACTIVITY



Month	Adjusted Scheduled Activity (UDA)	
	2018	2019
April	-241	550
May	2,075	2,054
June	2,972	3,630
July	5,751	5,562
August	8,049	8,258
September	9,577	10,043
October	12,189	
November	14,495	
December	16,073	
January	17,272	
February	18,921	
March	21,114	
April	22,673	
May	22,678	
June	22,671	

### QUALITY

	Quantity	Base Number	Contract	AT	Region	England
% of FP17s for the same patient ID Re-attending within 3 months - Children	33	1,013	3.3%	9.8%	11.4%	11.6%
% of FP17s for the same patient ID Re-attending within 3 months - Adults	379	4,128	9.2%	13.2%	15.0%	15.5%
% of FP17s for the same patient ID Re-attending between 3 & 9 months - Children	464	1,013	45.8%	60.9%	59.9%	58.8%
% of FP17s for the same patient ID Re-attending between 3 & 9 months - Adults	1,645	4,128	39.8%	55.1%	52.0%	51.1%
% of FP17s for Band 1 Urgent Courses	362	4,698	7.7%	7.2%	8.0%	9.0%
% of FP17s Relating to Free Repair or Replacements	29	4,698	0.6%	0.9%	0.8%	0.8%
% of FP17s Relating to Continuations	24	4,698	0.5%	1.1%	0.9%	0.9%
% of Patients satisfied with the dentistry they have received	10	11	90.9%	93.8%	93.5%	93.3%
% of Patients satisfied with the time they had to wait for an appointment	10	11	90.9%	91.1%	89.1%	88.9%

\* This is based on patients treated on this contract for their most recent course of treatment. Figures in italics indicate the base number of FP17s or Patient Questionnaire responses are less than 100. N/A is shown where the base number of responses is less than 10 during the period. % is calculated as Quantity/Base number\*100

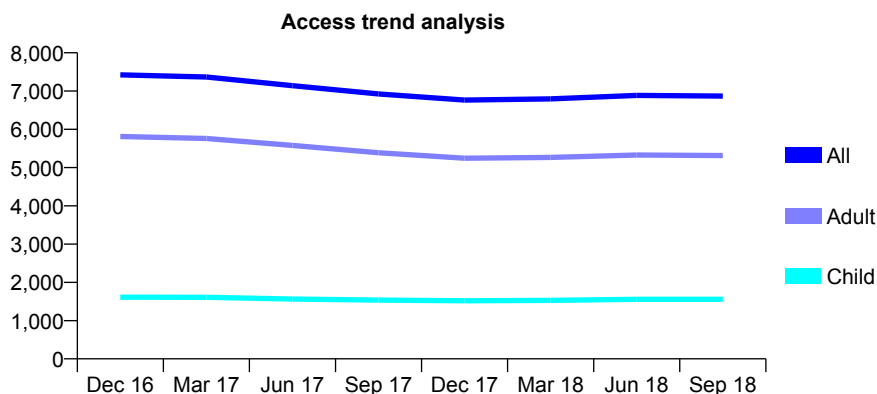
## Q60 - Vital Signs At a Glance Contract Report for 107220/0001 - September 2018

Name or company name	Castle View House Dental Practice
Contract type name	GDS Contract
Purpose of contract	General and Orthodontic
Contract start date	01/04/2014
Contract end date	

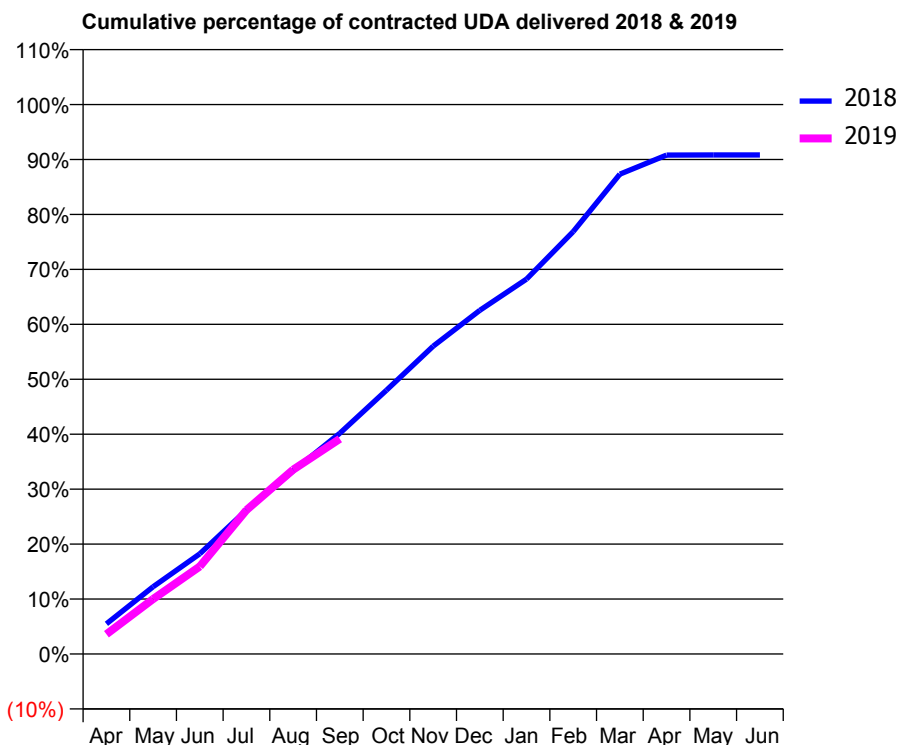
18/19 Contracted general activity (UDA)	25,580
Carry forward general activity (UDA)	0
18/19 Contracted orthodontic activity (UOA)	630
Carry forward orthodontic activity (UOA)	-1
Baseline contract value	£816,967.60

### ACCESS\*

Patients seen in 24 months	Total	Change since previous quarter
Quarter ending September 2017	6,923	
Quarter ending December 2017	6,764	↓
Quarter ending March 2018	6,795	→
Quarter ending June 2018	6,886	→
Quarter ending September 2018	6,870	→
<b>Variance since September 2017</b>	<b>(0.8%)</b>	→



### ACTIVITY



Month	Adjusted Scheduled Activity (UDA)	
	2018	2019
April	1,252	921
May	2,787	2,561
June	4,155	4,076
July	5,966	6,704
August	7,590	8,581
September	9,152	10,018
October	10,934	
November	12,759	
December	14,246	
January	15,539	
February	17,507	
March	19,890	
April	20,679	
May	20,683	
June	20,684	

### QUALITY

	Quantity	Base Number	Contract	AT	Region	England
% of FP17s for the same patient ID Re-attending within 3 months - Children	103	1,261	8.2%	9.8%	11.4%	11.6%
% of FP17s for the same patient ID Re-attending within 3 months - Adults	445	3,596	12.4%	13.2%	15.0%	15.5%
% of FP17s for the same patient ID Re-attending between 3 & 9 months - Children	691	1,261	54.8%	60.9%	59.9%	58.8%
% of FP17s for the same patient ID Re-attending between 3 & 9 months - Adults	1,522	3,596	42.3%	55.1%	52.0%	51.1%
% of FP17s for Band 1 Urgent Courses	293	4,564	6.4%	7.2%	8.0%	9.0%
% of FP17s Relating to Free Repair or Replacements	10	4,564	0.2%	0.9%	0.8%	0.8%
% of FP17s Relating to Continuations	76	4,564	1.7%	1.1%	0.9%	0.9%
% of Patients satisfied with the dentistry they have received	6	8	N/A	93.8%	93.5%	93.3%
% of Patients satisfied with the time they had to wait for an appointment	6	8	N/A	91.1%	89.1%	88.9%

\* This is based on patients treated on this contract for their most recent course of treatment. Figures in italics indicate the base number of FP17s or Patient Questionnaire responses are less than 100. N/A is shown where the base number of responses is less than 10 during the period. % is calculated as Quantity/Base number\*100

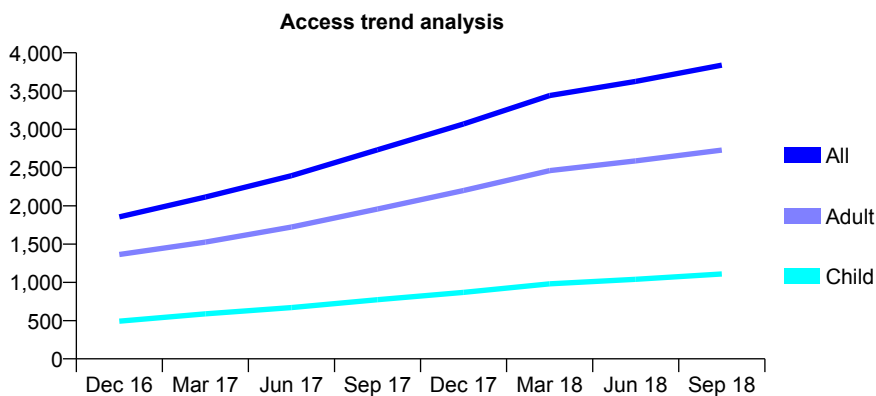
## Q60 - Vital Signs At a Glance Contract Report for 108383/0001 - September 2018

Name or company name	Hadley Dental Practice
Contract type name	GDS Contract
Purpose of contract	General
Contract start date	13/06/2011
Contract end date	

18/19 Contracted general activity (UDA)	10,550
Carry forward general activity (UDA)	91
18/19 Contracted orthodontic activity (UOA)	0
Carry forward orthodontic activity (UOA)	0
Baseline contract value	£258,966.30

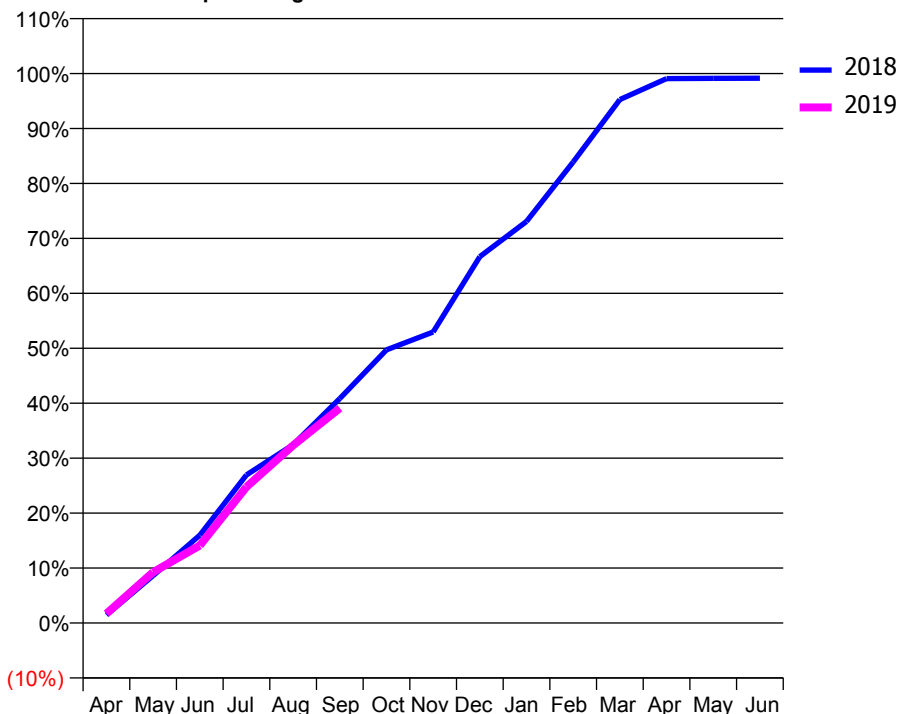
### ACCESS\*

Patients seen in 24 months	Total	Change since previous quarter
Quarter ending September 2017	2,732	
Quarter ending December 2017	3,070	↑
Quarter ending March 2018	3,442	↑
Quarter ending June 2018	3,627	↑
Quarter ending September 2018	3,838	↑
<b>Variance since September 2017</b>	<b>40.5%</b>	<b>↑</b>



### ACTIVITY

Cumulative percentage of contracted UDA delivered 2018 & 2019



Adjusted Scheduled Activity (UDA)

Month	2018	2019
April	155	180
May	911	978
June	1,687	1,489
July	2,842	2,614
August	3,425	3,410
September	4,310	4,127
October	5,245	
November	5,587	
December	7,033	
January	7,711	
February	8,852	
March	10,051	
April	10,451	
May	10,458	
June	10,459	

### QUALITY

	Quantity	Base Number	Contract	AT	Region	England
% of FP17s for the same patient ID Re-attending within 3 months - Children	54	767	7.0%	9.8%	11.4%	11.6%
% of FP17s for the same patient ID Re-attending within 3 months - Adults	223	1,811	12.3%	13.2%	15.0%	15.5%
% of FP17s for the same patient ID Re-attending between 3 & 9 months - Children	384	767	50.1%	60.9%	59.9%	58.8%
% of FP17s for the same patient ID Re-attending between 3 & 9 months - Adults	893	1,811	49.3%	55.1%	52.0%	51.1%
% of FP17s for Band 1 Urgent Courses	224	2,390	9.4%	7.2%	8.0%	9.0%
% of FP17s Relating to Free Repair or Replacements	7	2,390	0.3%	0.9%	0.8%	0.8%
% of FP17s Relating to Continuations	4	2,390	0.2%	1.1%	0.9%	0.9%
% of Patients satisfied with the dentistry they have received	1	1	N/A	93.8%	93.5%	93.3%
% of Patients satisfied with the time they had to wait for an appointment	1	1	N/A	91.1%	89.1%	88.9%

\* This is based on patients treated on this contract for their most recent course of treatment. Figures in italics indicate the base number of FP17s or Patient Questionnaire responses are less than 100. N/A is shown where the base number of responses is less than 10 during the period. % is calculated as Quantity/Base number\*100

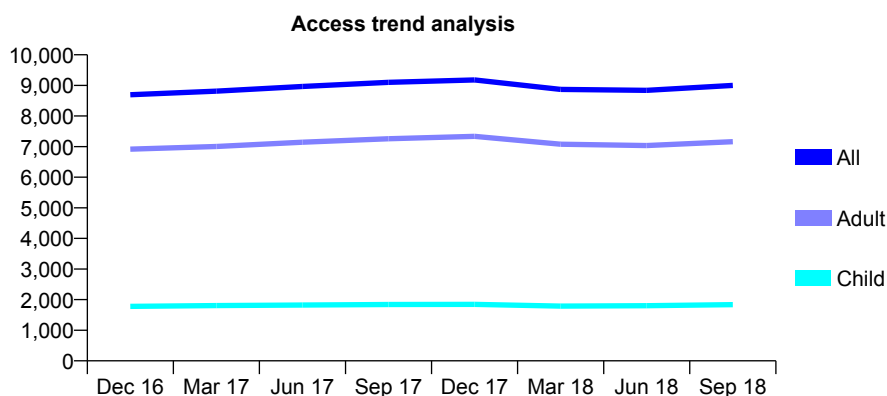
## Q60 - Vital Signs At a Glance Contract Report for 110000/0001 - September 2018

Name or company name	Cannock Dental Care
Contract type name	GDS Contract
Purpose of contract	General
Contract start date	01/02/2012
Contract end date	

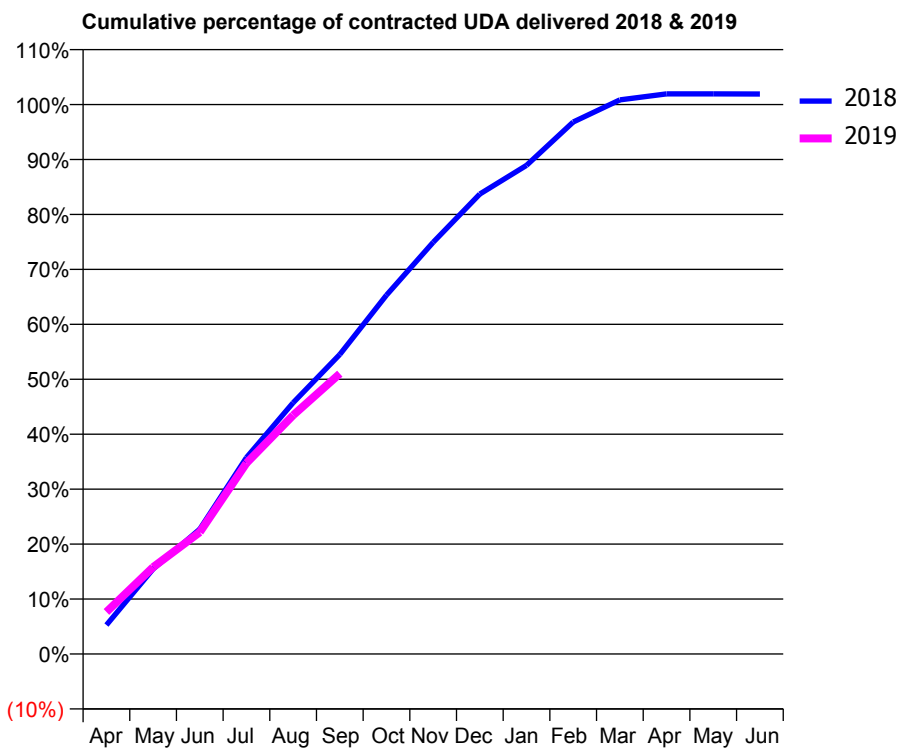
18/19 Contracted general activity (UDA)	25,702
Carry forward general activity (UDA)	-493
18/19 Contracted orthodontic activity (UOA)	0
Carry forward orthodontic activity (UOA)	0
Baseline contract value	£704,906.96

### ACCESS\*

Patients seen in 24 months	Total	Change since previous quarter
Quarter ending September 2017	9,102	
Quarter ending December 2017	9,180	→
Quarter ending March 2018	8,869	↓
Quarter ending June 2018	8,838	→
Quarter ending September 2018	8,998	→
<b>Variance since September 2017</b>	<b>(1.1%)</b>	<b>↓</b>



### ACTIVITY



Month	Adjusted Scheduled Activity (UDA)	
	2018	2019
April	1,356	1,968
May	3,975	4,063
June	5,841	5,698
July	9,193	8,925
August	11,752	11,166
September	14,009	13,113
October	16,790	
November	19,255	
December	21,512	
January	22,856	
February	24,886	
March	25,918	
April	26,199	
May	26,196	
June	26,195	

### QUALITY

	Quantity	Base Number	Contract	AT	Region	England
% of FP17s for the same patient ID Re-attending within 3 months - Children	61	1,255	4.9%	9.8%	11.4%	11.6%
% of FP17s for the same patient ID Re-attending within 3 months - Adults	461	4,337	10.6%	13.2%	15.0%	15.5%
% of FP17s for the same patient ID Re-attending between 3 & 9 months - Children	623	1,255	49.6%	60.9%	59.9%	58.8%
% of FP17s for the same patient ID Re-attending between 3 & 9 months - Adults	1,880	4,337	43.3%	55.1%	52.0%	51.1%
% of FP17s for Band 1 Urgent Courses	496	5,438	9.1%	7.2%	8.0%	9.0%
% of FP17s Relating to Free Repair or Replacements	78	5,438	1.4%	0.9%	0.8%	0.8%
% of FP17s Relating to Continuations	21	5,438	0.4%	1.1%	0.9%	0.9%
% of Patients satisfied with the dentistry they have received	6	7	N/A	93.8%	93.5%	93.3%
% of Patients satisfied with the time they had to wait for an appointment	6	7	N/A	91.1%	89.1%	88.9%

\* This is based on patients treated on this contract for their most recent course of treatment. Figures in italics indicate the base number of FP17s or Patient Questionnaire responses are less than 100. N/A is shown where the base number of responses is less than 10 during the period. % is calculated as Quantity/Base number\*100

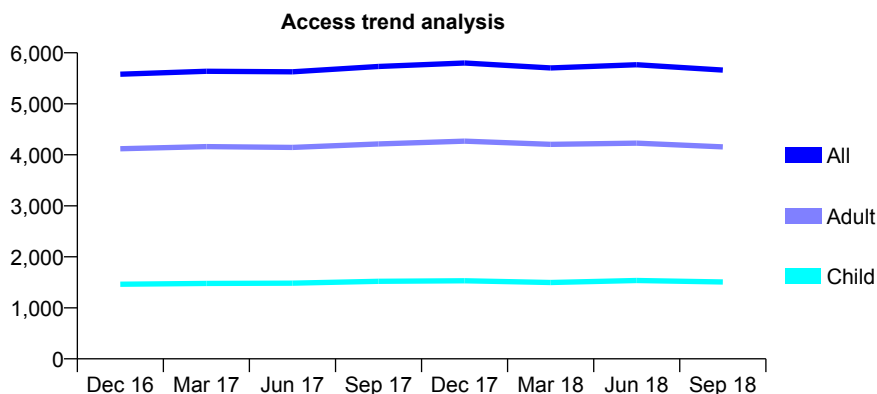
## Q60 - Vital Signs At a Glance Contract Report for 116459/0001 - September 2018

Name or company name	High Street Dental Practice
Contract type name	GDS Contract
Purpose of contract	General
Contract start date	15/02/2010
Contract end date	

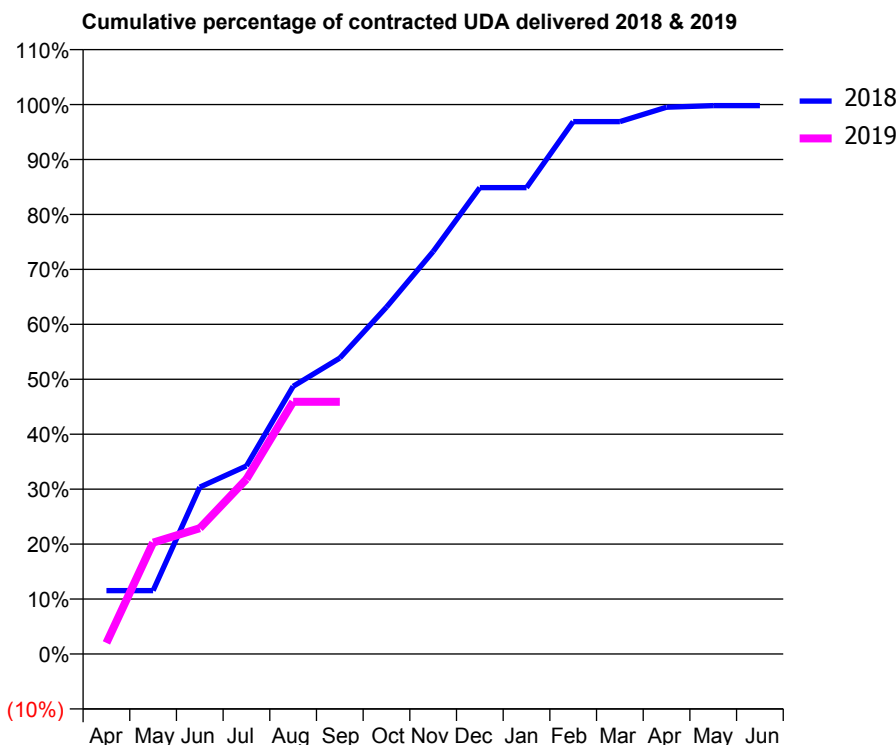
18/19 Contracted general activity (UDA)	15,250
Carry forward general activity (UDA)	29
18/19 Contracted orthodontic activity (UOA)	0
Carry forward orthodontic activity (UOA)	0
Baseline contract value	£372,065.58

### ACCESS\*

Patients seen in 24 months	Total	Change since previous quarter
Quarter ending September 2017	5,733	
Quarter ending December 2017	5,799	→
Quarter ending March 2018	5,702	↓
Quarter ending June 2018	5,766	→
Quarter ending September 2018	5,662	↓
<b>Variance since September 2017</b>	<b>(1.2%)</b>	<b>↓</b>



### ACTIVITY



Adjusted Scheduled Activity (UDA)		
Month	2018	2019
April	1,760	310
May	1,760	3,094
June	4,631	3,491
July	5,220	4,854
August	7,428	7,001
September	8,213	7,001
October	9,626	
November	11,172	
December	12,944	
January	12,944	
February	14,776	
March	14,776	
April	15,174	
May	15,221	
June	15,221	

### QUALITY

	Quantity	Base Number	Contract	AT	Region	England
% of FP17s for the same patient ID Re-attending within 3 months - Children	42	1,135	3.7%	9.8%	11.4%	11.6%
% of FP17s for the same patient ID Re-attending within 3 months - Adults	208	2,679	7.8%	13.2%	15.0%	15.5%
% of FP17s for the same patient ID Re-attending between 3 & 9 months - Children	739	1,135	65.1%	60.9%	59.9%	58.8%
% of FP17s for the same patient ID Re-attending between 3 & 9 months - Adults	1,341	2,679	50.1%	55.1%	52.0%	51.1%
% of FP17s for Band 1 Urgent Courses	132	3,552	3.7%	7.2%	8.0%	9.0%
% of FP17s Relating to Free Repair or Replacements	23	3,552	0.6%	0.9%	0.8%	0.8%
% of FP17s Relating to Continuations	5	3,552	0.1%	1.1%	0.9%	0.9%
% of Patients satisfied with the dentistry they have received	3	4	N/A	93.8%	93.5%	93.3%
% of Patients satisfied with the time they had to wait for an appointment	4	4	N/A	91.1%	89.1%	88.9%

\* This is based on patients treated on this contract for their most recent course of treatment. Figures in italics indicate the base number of FP17s or Patient Questionnaire responses are less than 100. N/A is shown where the base number of responses is less than 10 during the period. % is calculated as Quantity/Base number\*100

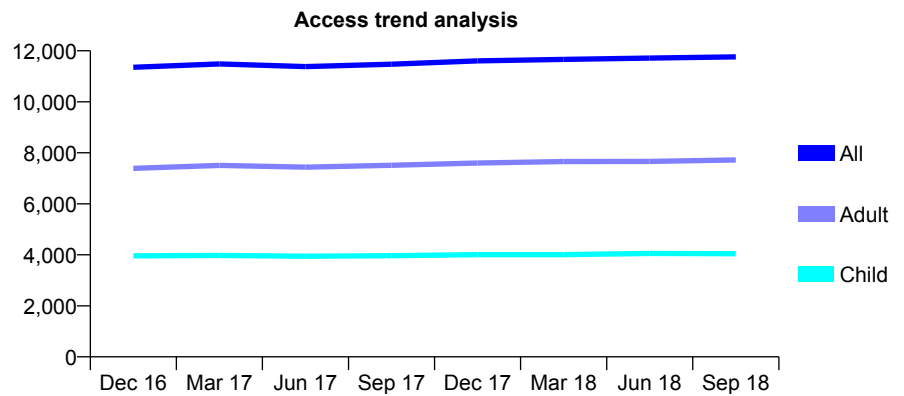
## Q60 - Vital Signs At a Glance Contract Report for 116777/0002 - September 2018

Name or company name	Alchemy Dental Practice
Contract type name	GDS Contract
Purpose of contract	General
Contract start date	10/11/2008
Contract end date	

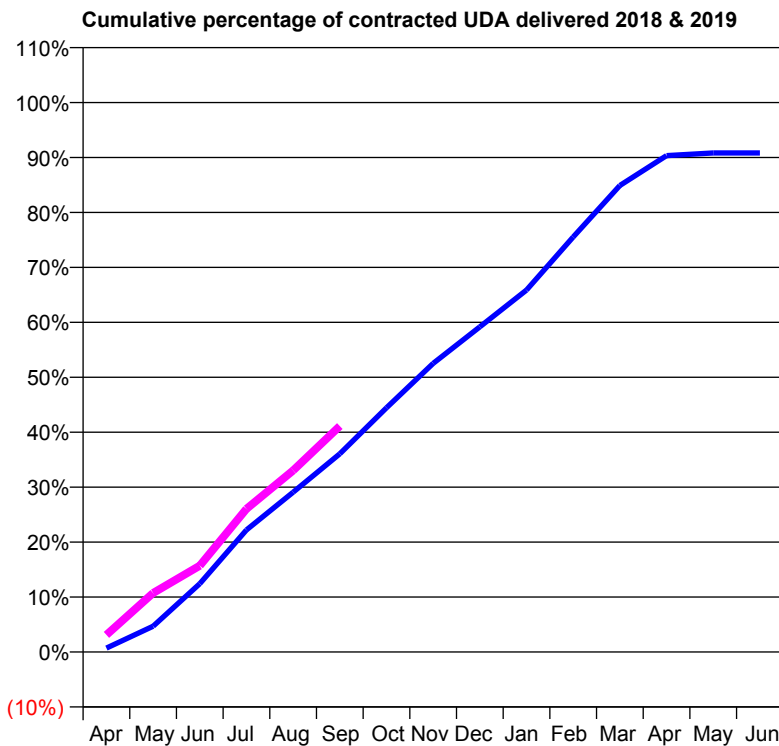
18/19 Contracted general activity (UDA)	30,952
Carry forward general activity (UDA)	0
18/19 Contracted orthodontic activity (UOA)	0
Carry forward orthodontic activity (UOA)	0
Baseline contract value	£730,560.42

### ACCESS\*

Patients seen in 24 months	Total	Change since previous quarter
Quarter ending September 2017	11,475	
Quarter ending December 2017	11,607	→
Quarter ending March 2018	11,663	→
Quarter ending June 2018	11,717	→
Quarter ending September 2018	11,761	→
<b>Variance since September 2017</b>	<b>2.5%</b>	<b>↑</b>



### ACTIVITY



Month	Adjusted Scheduled Activity (UDA)	
	2018	2019
April	219	967
May	1,455	3,320
June	3,846	4,860
July	6,873	8,064
August	9,005	10,226
September	11,163	12,725
October	13,759	
November	16,255	
December	18,314	
January	20,387	
February	23,382	
March	26,277	
April	27,957	
May	28,113	
June	28,113	

### QUALITY

	Quantity	Base Number	Contract	AT	Region	England
% of FP17s for the same patient ID Re-attending within 3 months - Children	196	2,975	6.6%	9.8%	11.4%	11.6%
% of FP17s for the same patient ID Re-attending within 3 months - Adults	559	4,198	13.3%	13.2%	15.0%	15.5%
% of FP17s for the same patient ID Re-attending between 3 & 9 months - Children	1,718	2,975	57.7%	60.9%	59.9%	58.8%
% of FP17s for the same patient ID Re-attending between 3 & 9 months - Adults	1,671	4,198	39.8%	55.1%	52.0%	51.1%
% of FP17s for Band 1 Urgent Courses	684	6,257	10.9%	7.2%	8.0%	9.0%
% of FP17s Relating to Free Repair or Replacements	42	6,257	0.7%	0.9%	0.8%	0.8%
% of FP17s Relating to Continuations	33	6,257	0.5%	1.1%	0.9%	0.9%
% of Patients satisfied with the dentistry they have received	11	11	100.0%	93.8%	93.5%	93.3%
% of Patients satisfied with the time they had to wait for an appointment	8	11	72.7%	91.1%	89.1%	88.9%

\* This is based on patients treated on this contract for their most recent course of treatment. Figures in italics indicate the base number of FP17s or Patient Questionnaire responses are less than 100. N/A is shown where the base number of responses is less than 10 during the period. % is calculated as Quantity/Base number\*100

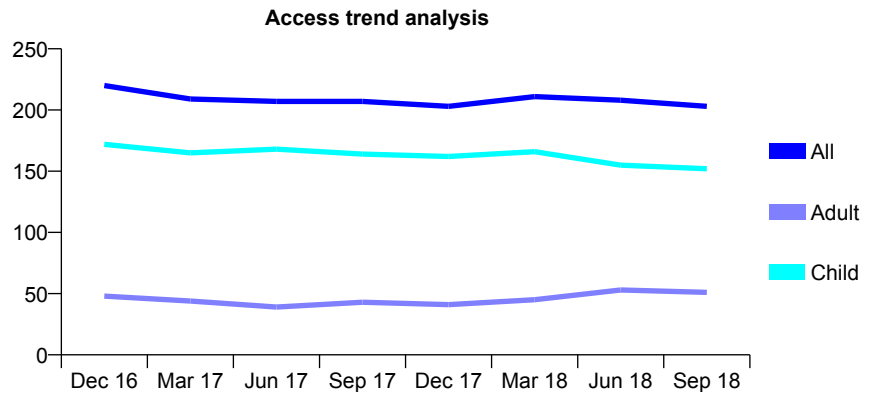
## Q60 - Vital Signs At a Glance Contract Report for 117943/0001 - September 2018

Name or company name	The Staffordshire Clinic NHS Contract Part
Contract type name	GDS Contract
Purpose of contract	General
Contract start date	04/09/2014
Contract end date	

18/19 Contracted general activity (UDA)	450
Carry forward general activity (UDA)	0
18/19 Contracted orthodontic activity (UOA)	0
Carry forward orthodontic activity (UOA)	0
Baseline contract value	£11,470.89

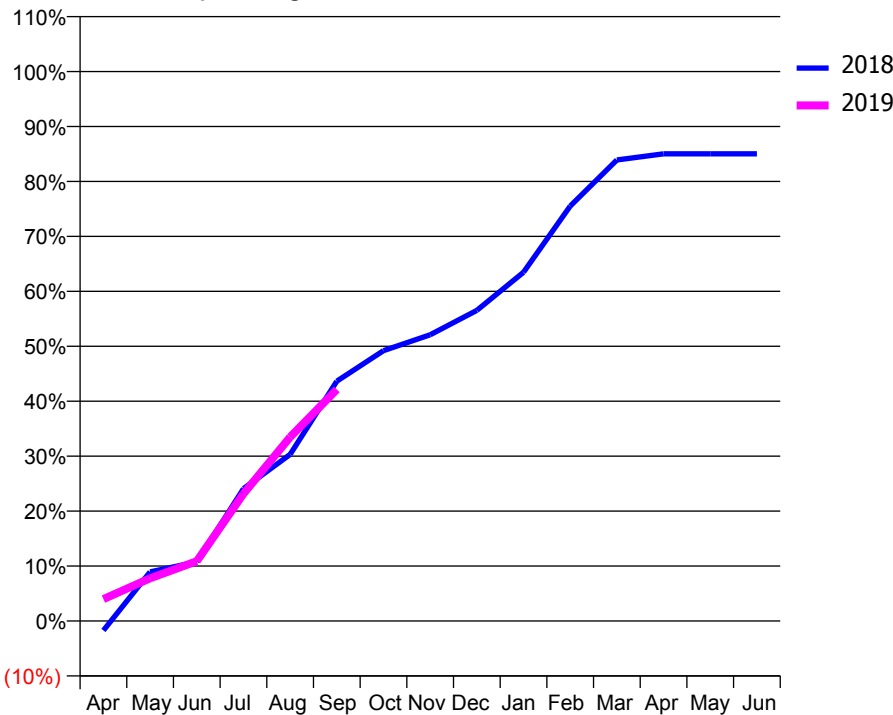
### ACCESS\*

Patients seen in 24 months	Total	Change since previous quarter
Quarter ending September 2017	207	
Quarter ending December 2017	203	↓
Quarter ending March 2018	211	↑
Quarter ending June 2018	208	↓
Quarter ending September 2018	203	↓
<b>Variance since September 2017</b>	<b>(1.9%)</b>	<b>↓</b>



### ACTIVITY

Cumulative percentage of contracted UDA delivered 2018 & 2019



Month	Adjusted Scheduled Activity (UDA)	
	2018	2019
April	-8	18
May	40	35
June	48	49
July	108	104
August	136	151
September	196	190
October	221	
November	234	
December	254	
January	286	
February	340	
March	378	
April	383	
May	383	
June	383	

### QUALITY

	Quantity	Base Number	Contract	AT	Region	England
% of FP17s for the same patient ID Re-attending within 3 months - Children	5	116	4.3%	9.8%	11.4%	11.6%
% of FP17s for the same patient ID Re-attending within 3 months - Adults	1	27	3.7%	13.2%	15.0%	15.5%
% of FP17s for the same patient ID Re-attending between 3 & 9 months - Children	76	116	65.5%	60.9%	59.9%	58.8%
% of FP17s for the same patient ID Re-attending between 3 & 9 months - Adults	16	27	59.3%	55.1%	52.0%	51.1%
% of FP17s for Band 1 Urgent Courses	3	134	2.2%	7.2%	8.0%	9.0%
% of FP17s Relating to Free Repair or Replacements	0	134	0.0%	0.9%	0.8%	0.8%
% of FP17s Relating to Continuations	0	134	0.0%	1.1%	0.9%	0.9%
% of Patients satisfied with the dentistry they have received	0	0	N/A	93.8%	93.5%	93.3%
% of Patients satisfied with the time they had to wait for an appointment	0	0	N/A	91.1%	89.1%	88.9%

\* This is based on patients treated on this contract for their most recent course of treatment. Figures in italics indicate the base number of FP17s or Patient Questionnaire responses are less than 100. N/A is shown where the base number of responses is less than 10 during the period. % is calculated as Quantity/Base number\*100



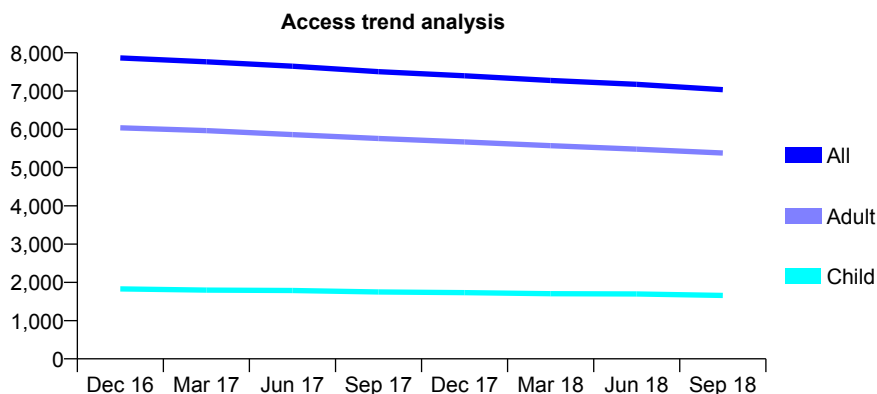
## Q60 - Vital Signs At a Glance Contract Report for 119091/0001 - September 2018

Name or company name	TLC 4 Smiles
Contract type name	GDS Contract
Purpose of contract	General
Contract start date	01/05/2007
Contract end date	

18/19 Contracted general activity (UDA)	22,000
Carry forward general activity (UDA)	0
18/19 Contracted orthodontic activity (UOA)	0
Carry forward orthodontic activity (UOA)	0
Baseline contract value	£616,672.73

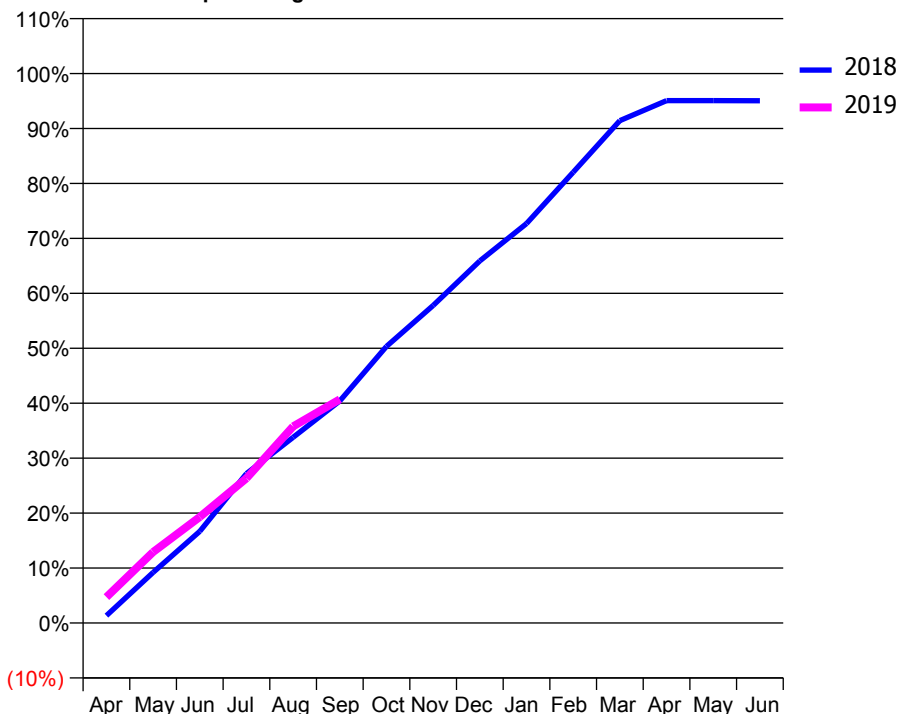
### ACCESS\*

Patients seen in 24 months	Total	Change since previous quarter
Quarter ending September 2017	7,508	
Quarter ending December 2017	7,399	↓
Quarter ending March 2018	7,275	↓
Quarter ending June 2018	7,176	↓
Quarter ending September 2018	7,036	↓
<b>Variance since September 2017</b>	<b>(6.3%)</b>	<b>↓</b>



### ACTIVITY

Cumulative percentage of contracted UDA delivered 2018 & 2019



Month	Adjusted Scheduled Activity (UDA)	
	2018	2019
April	295	1,040
May	2,025	2,845
June	3,669	4,245
July	5,983	5,797
August	7,434	7,873
September	8,893	8,954
October	11,075	
November	12,713	
December	14,495	
January	15,991	
February	18,046	
March	20,113	
April	20,914	
May	20,914	
June	20,909	

### QUALITY

	Quantity	Base Number	Contract	AT	Region	England
% of FP17s for the same patient ID Re-attending within 3 months - Children	67	1,286	5.2%	9.8%	11.4%	11.6%
% of FP17s for the same patient ID Re-attending within 3 months - Adults	348	3,681	9.5%	13.2%	15.0%	15.5%
% of FP17s for the same patient ID Re-attending between 3 & 9 months - Children	903	1,286	70.2%	60.9%	59.9%	58.8%
% of FP17s for the same patient ID Re-attending between 3 & 9 months - Adults	2,436	3,681	66.2%	55.1%	52.0%	51.1%
% of FP17s for Band 1 Urgent Courses	259	4,577	5.7%	7.2%	8.0%	9.0%
% of FP17s Relating to Free Repair or Replacements	34	4,577	0.7%	0.9%	0.8%	0.8%
% of FP17s Relating to Continuations	67	4,577	1.5%	1.1%	0.9%	0.9%
% of Patients satisfied with the dentistry they have received	6	6	N/A	93.8%	93.5%	93.3%
% of Patients satisfied with the time they had to wait for an appointment	6	6	N/A	91.1%	89.1%	88.9%

\* This is based on patients treated on this contract for their most recent course of treatment. Figures in italics indicate the base number of FP17s or Patient Questionnaire responses are less than 100. N/A is shown where the base number of responses is less than 10 during the period. % is calculated as Quantity/Base number\*100

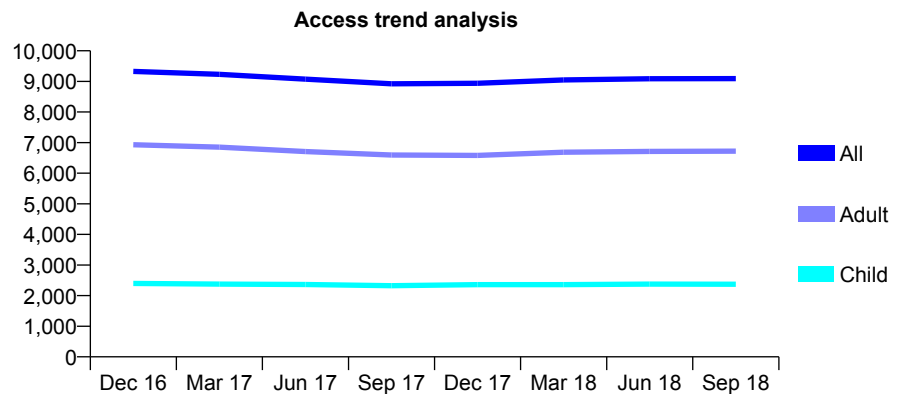
## Q60 - Vital Signs At a Glance Contract Report for 120049/0001 - September 2018

Name or company name	Sneyd Green Dental Practice
Contract type name	GDS Contract
Purpose of contract	General
Contract start date	01/06/2010
Contract end date	

18/19 Contracted general activity (UDA)	26,893
Carry forward general activity (UDA)	0
18/19 Contracted orthodontic activity (UOA)	0
Carry forward orthodontic activity (UOA)	0
Baseline contract value	£763,042.12

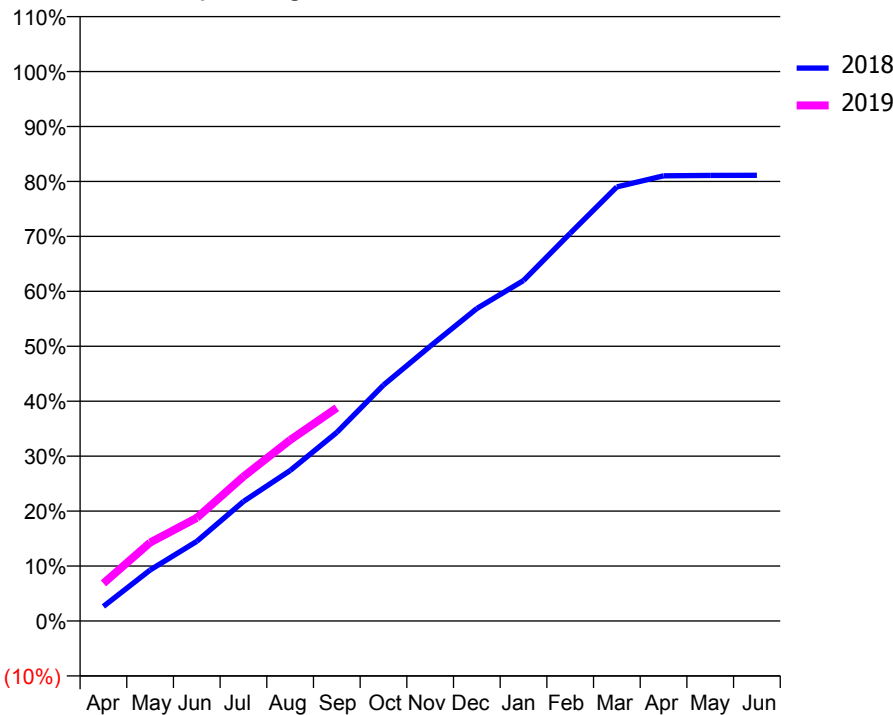
### ACCESS\*

Patients seen in 24 months	Total	Change since previous quarter
Quarter ending September 2017	8,920	
Quarter ending December 2017	8,941	→
Quarter ending March 2018	9,048	→
Quarter ending June 2018	9,089	→
Quarter ending September 2018	9,093	→
<b>Variance since September 2017</b>	<b>1.9%</b>	<b>→</b>



### ACTIVITY

Cumulative percentage of contracted UDA delivered 2018 & 2019



Month	Adjusted Scheduled Activity (UDA)	
	2018	2019
April	717	1,841
May	2,498	3,838
June	3,900	5,050
July	5,848	7,073
August	7,366	8,859
September	9,233	10,432
October	11,547	
November	13,445	
December	15,296	
January	16,666	
February	18,974	
March	21,246	
April	21,785	
May	21,808	
June	21,815	

### QUALITY

	Quantity	Base Number	Contract	AT	Region	England
% of FP17s for the same patient ID Re-attending within 3 months - Children	71	1,571	4.5%	9.8%	11.4%	11.6%
% of FP17s for the same patient ID Re-attending within 3 months - Adults	286	3,891	7.4%	13.2%	15.0%	15.5%
% of FP17s for the same patient ID Re-attending between 3 & 9 months - Children	823	1,571	52.4%	60.9%	59.9%	58.8%
% of FP17s for the same patient ID Re-attending between 3 & 9 months - Adults	2,043	3,891	52.5%	55.1%	52.0%	51.1%
% of FP17s for Band 1 Urgent Courses	231	5,142	4.5%	7.2%	8.0%	9.0%
% of FP17s Relating to Free Repair or Replacements	54	5,142	1.1%	0.9%	0.8%	0.8%
% of FP17s Relating to Continuations	31	5,142	0.6%	1.1%	0.9%	0.9%
% of Patients satisfied with the dentistry they have received	3	3	N/A	93.8%	93.5%	93.3%
% of Patients satisfied with the time they had to wait for an appointment	2	3	N/A	91.1%	89.1%	88.9%

\* This is based on patients treated on this contract for their most recent course of treatment. Figures in italics indicate the base number of FP17s or Patient Questionnaire responses are less than 100. N/A is shown where the base number of responses is less than 10 during the period. % is calculated as Quantity/Base number\*100

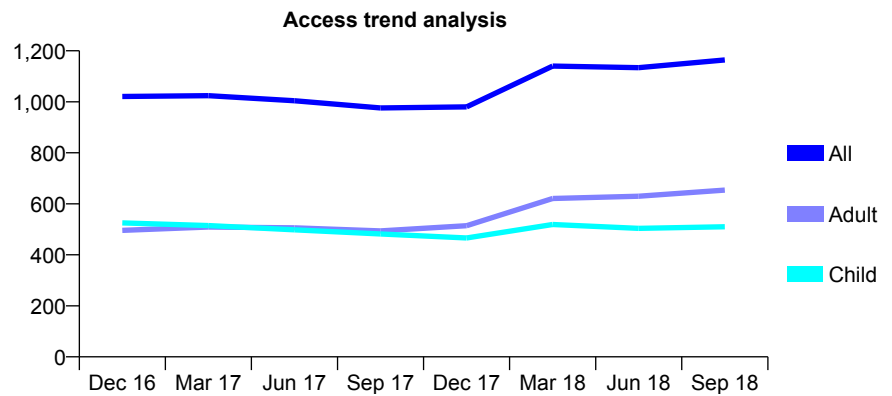
## Q60 - Vital Signs At a Glance Contract Report for 120227/0001 - September 2018

Name or company name	SpaDental Wem LLP
Contract type name	GDS Contract
Purpose of contract	General
Contract start date	01/04/2015
Contract end date	

18/19 Contracted general activity (UDA)	2,870
Carry forward general activity (UDA)	91
18/19 Contracted orthodontic activity (UOA)	0
Carry forward orthodontic activity (UOA)	0
Baseline contract value	£73,331.73

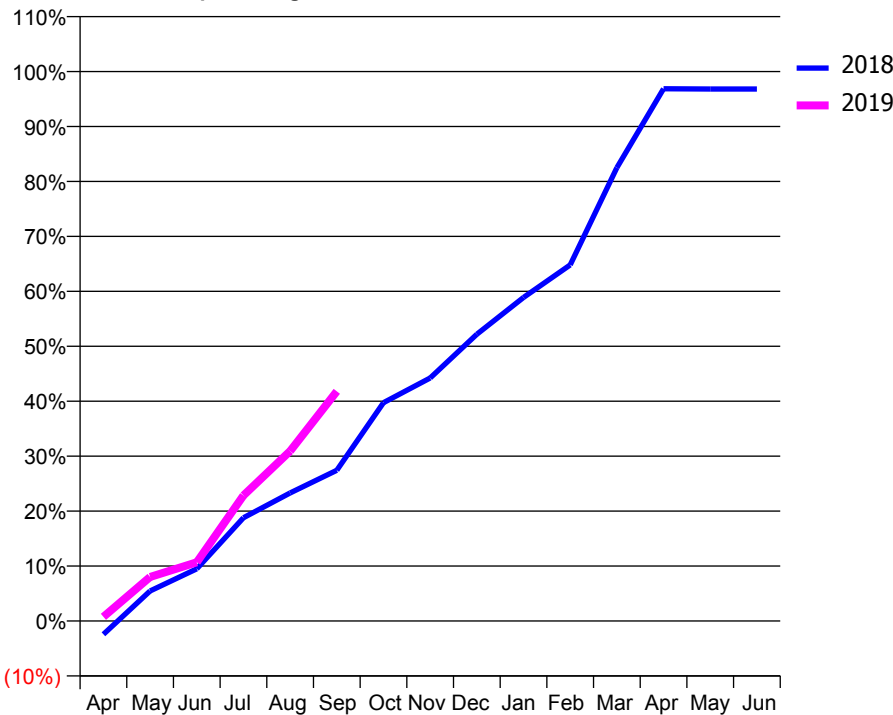
### ACCESS\*

Patients seen in 24 months	Total	Change since previous quarter
Quarter ending September 2017	976	
Quarter ending December 2017	980	→
Quarter ending March 2018	1,140	↑
Quarter ending June 2018	1,134	→
Quarter ending September 2018	1,164	↑
<b>Variance since September 2017</b>	<b>19.3%</b>	<b>↑</b>



### ACTIVITY

Cumulative percentage of contracted UDA delivered 2018 & 2019



Month	Adjusted Scheduled Activity (UDA)	
	2018	2019
April	-70	22
May	157	230
June	272	307
July	540	656
August	669	887
September	787	1,200
October	1,141	
November	1,269	
December	1,498	
January	1,690	
February	1,860	
March	2,367	
April	2,780	
May	2,779	
June	2,779	

### QUALITY

	Quantity	Base Number	Contract	AT	Region	England
% of FP17s for the same patient ID Re-attending within 3 months - Children	43	508	8.5%	9.8%	11.4%	11.6%
% of FP17s for the same patient ID Re-attending within 3 months - Adults	52	482	10.8%	13.2%	15.0%	15.5%
% of FP17s for the same patient ID Re-attending between 3 & 9 months - Children	346	508	68.1%	60.9%	59.9%	58.8%
% of FP17s for the same patient ID Re-attending between 3 & 9 months - Adults	247	482	51.2%	55.1%	52.0%	51.1%
% of FP17s for Band 1 Urgent Courses	49	828	5.9%	7.2%	8.0%	9.0%
% of FP17s Relating to Free Repair or Replacements	0	828	0.0%	0.9%	0.8%	0.8%
% of FP17s Relating to Continuations	10	828	1.2%	1.1%	0.9%	0.9%
% of Patients satisfied with the dentistry they have received	0	0	N/A	93.8%	93.5%	93.3%
% of Patients satisfied with the time they had to wait for an appointment	0	0	N/A	91.1%	89.1%	88.9%

\* This is based on patients treated on this contract for their most recent course of treatment. Figures in italics indicate the base number of FP17s or Patient Questionnaire responses are less than 100. N/A is shown where the base number of responses is less than 10 during the period. % is calculated as Quantity/Base number\*100

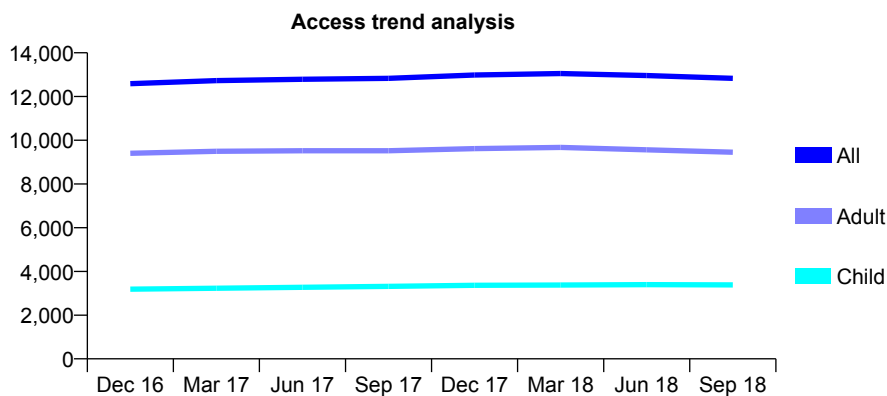
## Q60 - Vital Signs At a Glance Contract Report for 121363/0001 - September 2018

Name or company name	Boulevard Dental Practice
Contract type name	GDS Contract
Purpose of contract	General
Contract start date	01/12/2010
Contract end date	

18/19 Contracted general activity (UDA)	30,024
Carry forward general activity (UDA)	0
18/19 Contracted orthodontic activity (UOA)	0
Carry forward orthodontic activity (UOA)	0
Baseline contract value	£833,367.13

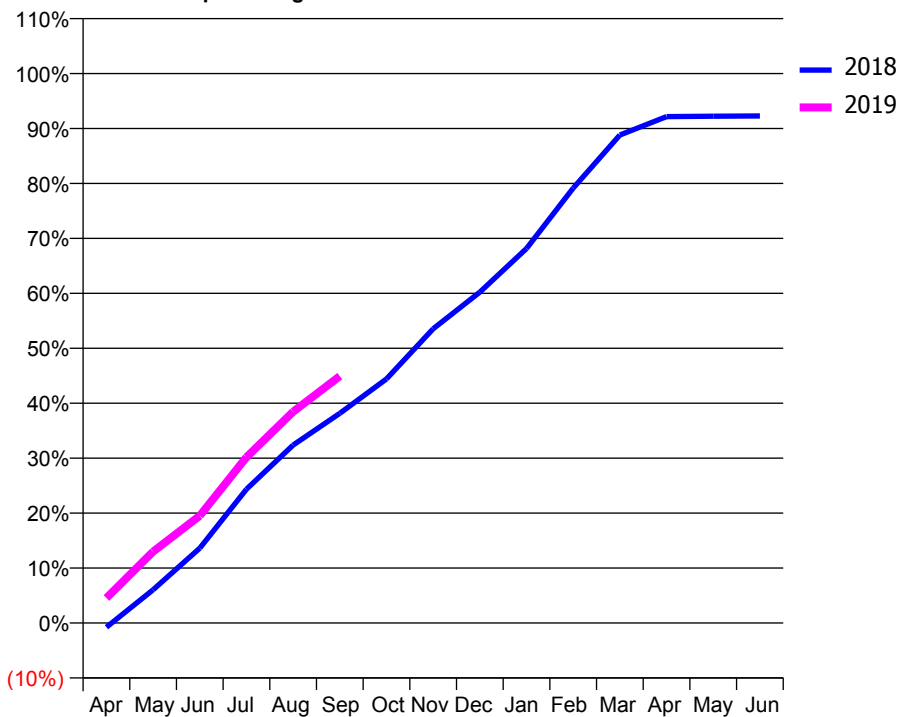
### ACCESS\*

Patients seen in 24 months	Total	Change since previous quarter
Quarter ending September 2017	12,831	
Quarter ending December 2017	12,985	→
Quarter ending March 2018	13,049	→
Quarter ending June 2018	12,958	→
Quarter ending September 2018	12,834	→
<b>Variance since September 2017</b>	<b>0.0%</b>	<b>→</b>



### ACTIVITY

Cumulative percentage of contracted UDA delivered 2018 & 2019



Month	2018	2019
April	-237	1,366
May	1,819	3,900
June	4,091	5,860
July	7,310	9,057
August	9,725	11,541
September	11,457	13,488
October	13,339	
November	16,076	
December	18,080	
January	20,464	
February	23,763	
March	26,662	
April	27,669	
May	27,691	
June	27,707	

### QUALITY

	Quantity	Base Number	Contract	AT	Region	England
% of FP17s for the same patient ID Re-attending within 3 months - Children	111	2,342	4.7%	9.8%	11.4%	11.6%
% of FP17s for the same patient ID Re-attending within 3 months - Adults	328	4,900	6.7%	13.2%	15.0%	15.5%
% of FP17s for the same patient ID Re-attending between 3 & 9 months - Children	1,398	2,342	59.7%	60.9%	59.9%	58.8%
% of FP17s for the same patient ID Re-attending between 3 & 9 months - Adults	1,796	4,900	36.7%	55.1%	52.0%	51.1%
% of FP17s for Band 1 Urgent Courses	205	6,804	3.0%	7.2%	8.0%	9.0%
% of FP17s Relating to Free Repair or Replacements	9	6,804	0.1%	0.9%	0.8%	0.8%
% of FP17s Relating to Continuations	62	6,804	0.9%	1.1%	0.9%	0.9%
% of Patients satisfied with the dentistry they have received	8	8	N/A	93.8%	93.5%	93.3%
% of Patients satisfied with the time they had to wait for an appointment	8	8	N/A	91.1%	89.1%	88.9%

\* This is based on patients treated on this contract for their most recent course of treatment. Figures in italics indicate the base number of FP17s or Patient Questionnaire responses are less than 100. N/A is shown where the base number of responses is less than 10 during the period. % is calculated as Quantity/Base number\*100

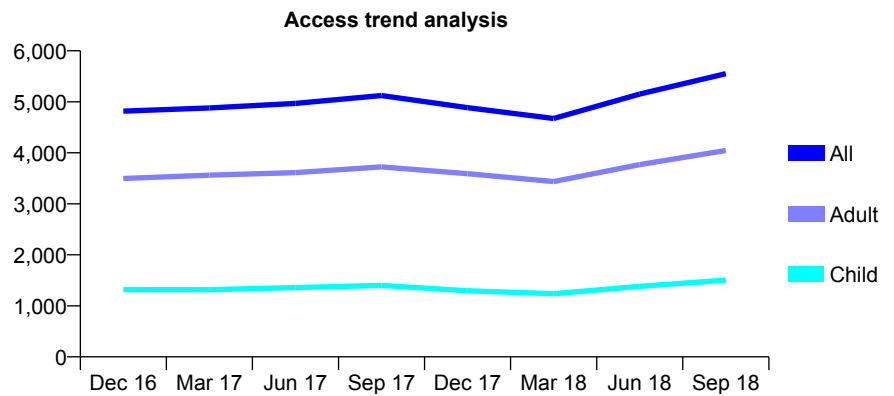
## Q60 - Vital Signs At a Glance Contract Report for 121495/0001 - September 2018

Name or company name	The Smileworks Ltd
Contract type name	GDS Contract
Purpose of contract	General
Contract start date	01/12/2009
Contract end date	

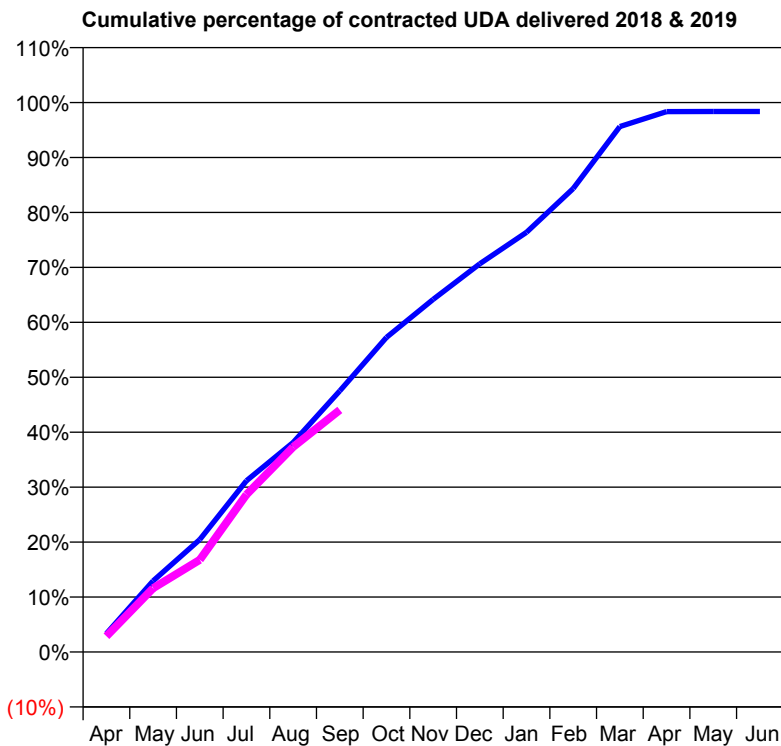
18/19 Contracted general activity (UDA)	18,313
Carry forward general activity (UDA)	301
18/19 Contracted orthodontic activity (UOA)	0
Carry forward orthodontic activity (UOA)	0
Baseline contract value	£516,329.19

### ACCESS\*

Patients seen in 24 months	Total	Change since previous quarter
Quarter ending September 2017	5,122	
Quarter ending December 2017	4,886	↓
Quarter ending March 2018	4,674	↓
Quarter ending June 2018	5,152	↑
Quarter ending September 2018	5,551	↑
<b>Variance since September 2017</b>	<b>8.4%</b>	<b>↑</b>



### ACTIVITY



Adjusted Scheduled Activity (UDA)		
Month	2018	2019
April	615	528
May	2,371	2,126
June	3,749	3,072
July	5,707	5,247
August	6,984	6,834
September	8,702	8,069
October	10,484	
November	11,750	
December	12,939	
January	13,987	
February	15,445	
March	17,512	
April	18,008	
May	18,012	
June	18,012	

### QUALITY

	Quantity	Base Number	Contract	AT	Region	England
% of FP17s for the same patient ID Re-attending within 3 months - Children	117	1,285	9.1%	9.8%	11.4%	11.6%
% of FP17s for the same patient ID Re-attending within 3 months - Adults	449	3,173	14.2%	13.2%	15.0%	15.5%
% of FP17s for the same patient ID Re-attending between 3 & 9 months - Children	604	1,285	47.0%	60.9%	59.9%	58.8%
% of FP17s for the same patient ID Re-attending between 3 & 9 months - Adults	1,289	3,173	40.6%	55.1%	52.0%	51.1%
% of FP17s for Band 1 Urgent Courses	436	4,282	10.2%	7.2%	8.0%	9.0%
% of FP17s Relating to Free Repair or Replacements	18	4,282	0.4%	0.9%	0.8%	0.8%
% of FP17s Relating to Continuations	83	4,282	1.9%	1.1%	0.9%	0.9%
% of Patients satisfied with the dentistry they have received	3	3	N/A	93.8%	93.5%	93.3%
% of Patients satisfied with the time they had to wait for an appointment	3	3	N/A	91.1%	89.1%	88.9%

\* This is based on patients treated on this contract for their most recent course of treatment. Figures in italics indicate the base number of FP17s or Patient Questionnaire responses are less than 100. N/A is shown where the base number of responses is less than 10 during the period. % is calculated as Quantity/Base number\*100

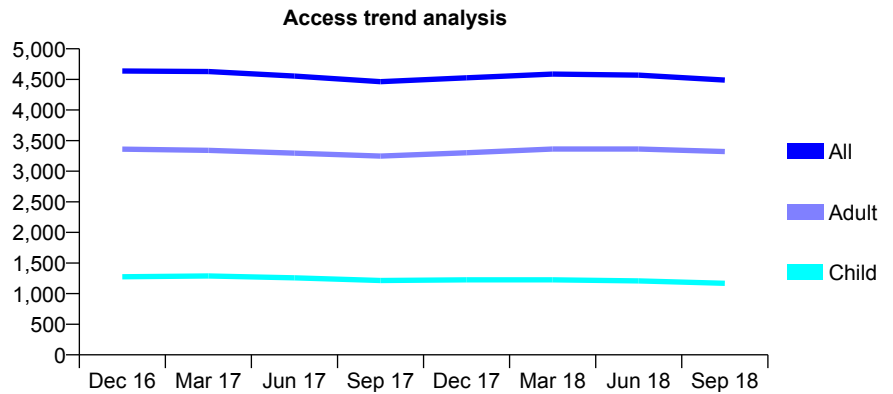
## Q60 - Vital Signs At a Glance Contract Report for 121495/0002 - September 2018

Name or company name	The Smileworks Ltd
Contract type name	GDS Contract
Purpose of contract	General and Orthodontic
Contract start date	01/12/2009
Contract end date	

18/19 Contracted general activity (UDA)	10,000
Carry forward general activity (UDA)	-167
18/19 Contracted orthodontic activity (UOA)	932
Carry forward orthodontic activity (UOA)	6
Baseline contract value	£316,870.85

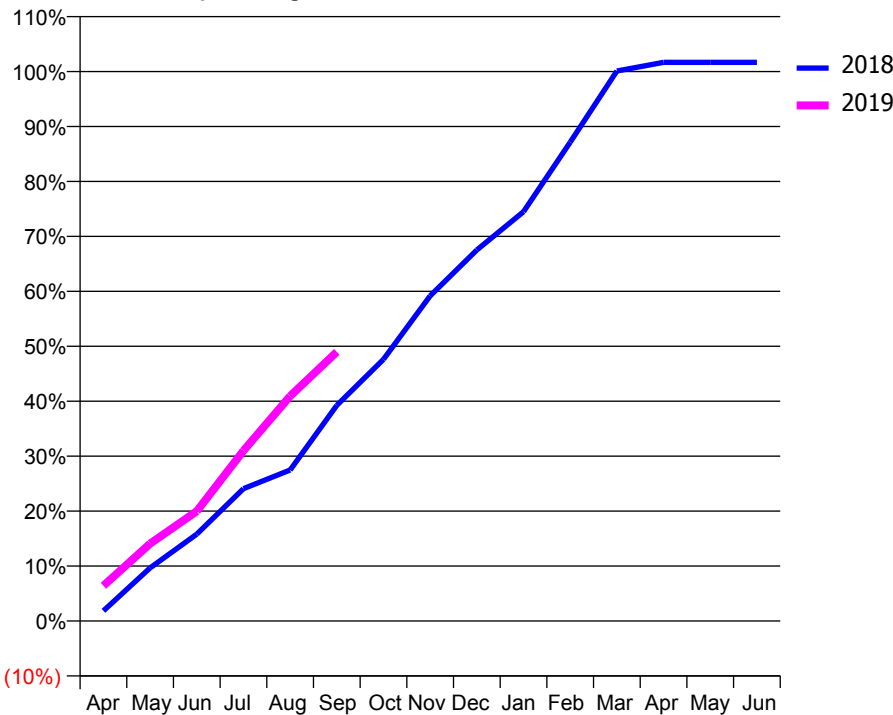
### ACCESS\*

Patients seen in 24 months	Total	Change since previous quarter
Quarter ending September 2017	4,462	
Quarter ending December 2017	4,527	→
Quarter ending March 2018	4,588	→
Quarter ending June 2018	4,570	→
Quarter ending September 2018	4,490	↓
<b>Variance since September 2017</b>	<b>0.6%</b>	<b>→</b>



### ACTIVITY

Cumulative percentage of contracted UDA delivered 2018 & 2019



Month	Adjusted Scheduled Activity (UDA)	
	2018	2019
April	186	641
May	968	1,410
June	1,581	1,998
July	2,409	3,099
August	2,748	4,092
September	3,925	4,899
October	4,763	
November	5,917	
December	6,753	
January	7,448	
February	8,713	
March	10,010	
April	10,167	
May	10,167	
June	10,167	

### QUALITY

	Quantity	Base Number	Contract	AT	Region	England
% of FP17s for the same patient ID Re-attending within 3 months - Children	67	990	6.8%	9.8%	11.4%	11.6%
% of FP17s for the same patient ID Re-attending within 3 months - Adults	240	2,352	10.2%	13.2%	15.0%	15.5%
% of FP17s for the same patient ID Re-attending between 3 & 9 months - Children	586	990	59.2%	60.9%	59.9%	58.8%
% of FP17s for the same patient ID Re-attending between 3 & 9 months - Adults	1,239	2,352	52.7%	55.1%	52.0%	51.1%
% of FP17s for Band 1 Urgent Courses	298	2,717	11.0%	7.2%	8.0%	9.0%
% of FP17s Relating to Free Repair or Replacements	11	2,717	0.4%	0.9%	0.8%	0.8%
% of FP17s Relating to Continuations	9	2,717	0.3%	1.1%	0.9%	0.9%
% of Patients satisfied with the dentistry they have received	3	3	N/A	93.8%	93.5%	93.3%
% of Patients satisfied with the time they had to wait for an appointment	3	3	N/A	91.1%	89.1%	88.9%

\* This is based on patients treated on this contract for their most recent course of treatment. Figures in italics indicate the base number of FP17s or Patient Questionnaire responses are less than 100. N/A is shown where the base number of responses is less than 10 during the period. % is calculated as Quantity/Base number\*100

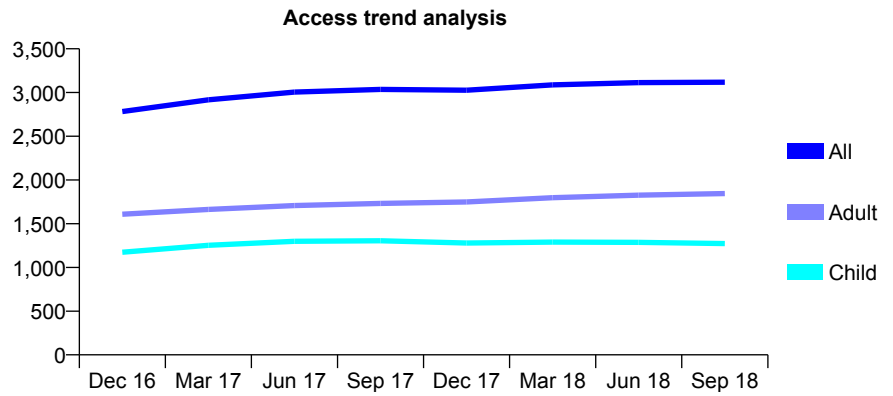
## Q60 - Vital Signs At a Glance Contract Report for 123153/0001 - September 2018

Name or company name	MAF Dentistry Ltd
Contract type name	GDS Contract
Purpose of contract	General
Contract start date	01/04/2010
Contract end date	

18/19 Contracted general activity (UDA)	8,804
Carry forward general activity (UDA)	0
18/19 Contracted orthodontic activity (UOA)	0
Carry forward orthodontic activity (UOA)	0
Baseline contract value	£202,270.67

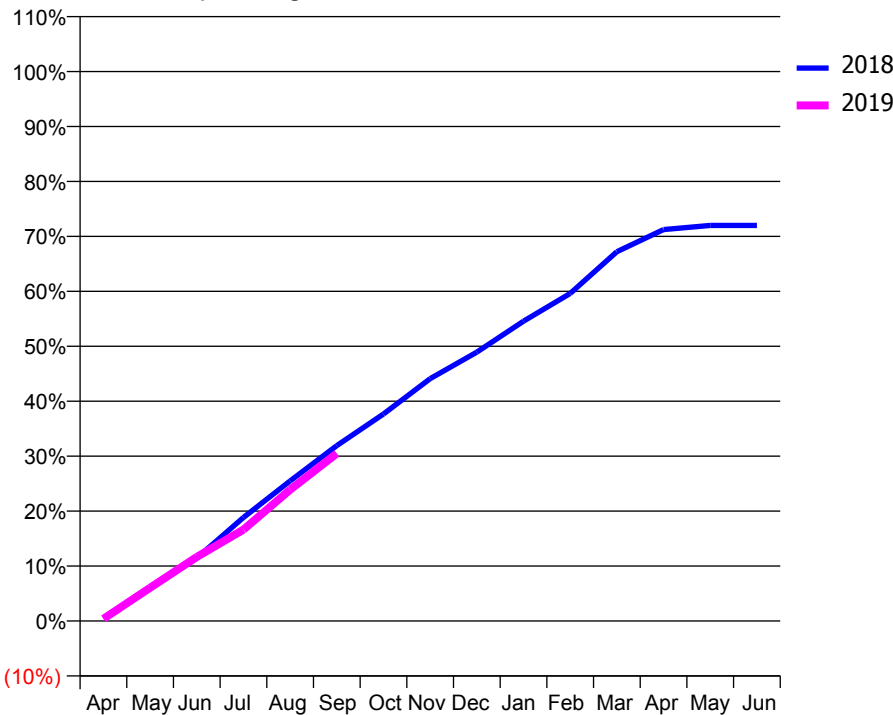
### ACCESS\*

Patients seen in 24 months	Total	Change since previous quarter
Quarter ending September 2017	3,036	
Quarter ending December 2017	3,027	→
Quarter ending March 2018	3,088	↑
Quarter ending June 2018	3,113	→
Quarter ending September 2018	3,118	→
<b>Variance since September 2017</b>	<b>2.7%</b>	<b>↑</b>



### ACTIVITY

Cumulative percentage of contracted UDA delivered 2018 & 2019



Month	Adjusted Scheduled Activity (UDA)	
	2018	2019
April	43	36
May	521	533
June	1,009	1,028
July	1,659	1,464
August	2,245	2,103
September	2,811	2,684
October	3,317	
November	3,882	
December	4,308	
January	4,805	
February	5,248	
March	5,916	
April	6,272	
May	6,338	
June	6,338	

### QUALITY

	Quantity	Base Number	Contract	AT	Region	England
% of FP17s for the same patient ID Re-attending within 3 months - Children	44	881	5.0%	9.8%	11.4%	11.6%
% of FP17s for the same patient ID Re-attending within 3 months - Adults	143	1,261	11.3%	13.2%	15.0%	15.5%
% of FP17s for the same patient ID Re-attending between 3 & 9 months - Children	539	881	61.2%	60.9%	59.9%	58.8%
% of FP17s for the same patient ID Re-attending between 3 & 9 months - Adults	739	1,261	58.6%	55.1%	52.0%	51.1%
% of FP17s for Band 1 Urgent Courses	62	1,880	3.3%	7.2%	8.0%	9.0%
% of FP17s Relating to Free Repair or Replacements	4	1,880	0.2%	0.9%	0.8%	0.8%
% of FP17s Relating to Continuations	5	1,880	0.3%	1.1%	0.9%	0.9%
% of Patients satisfied with the dentistry they have received	3	3	N/A	93.8%	93.5%	93.3%
% of Patients satisfied with the time they had to wait for an appointment	3	3	N/A	91.1%	89.1%	88.9%

\* This is based on patients treated on this contract for their most recent course of treatment. Figures in italics indicate the base number of FP17s or Patient Questionnaire responses are less than 100. N/A is shown where the base number of responses is less than 10 during the period. % is calculated as Quantity/Base number\*100

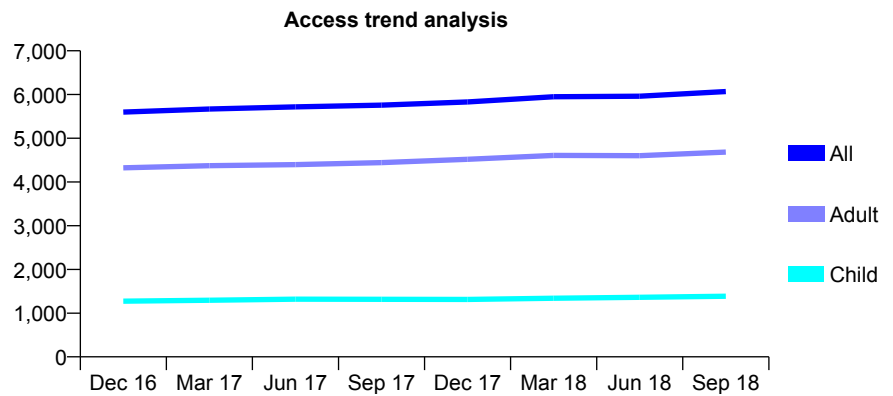
## Q60 - Vital Signs At a Glance Contract Report for 124540/0001 - September 2018

Name or company name	Campbell Dental Practice Limited
Contract type name	GDS Contract
Purpose of contract	General
Contract start date	01/04/2014
Contract end date	

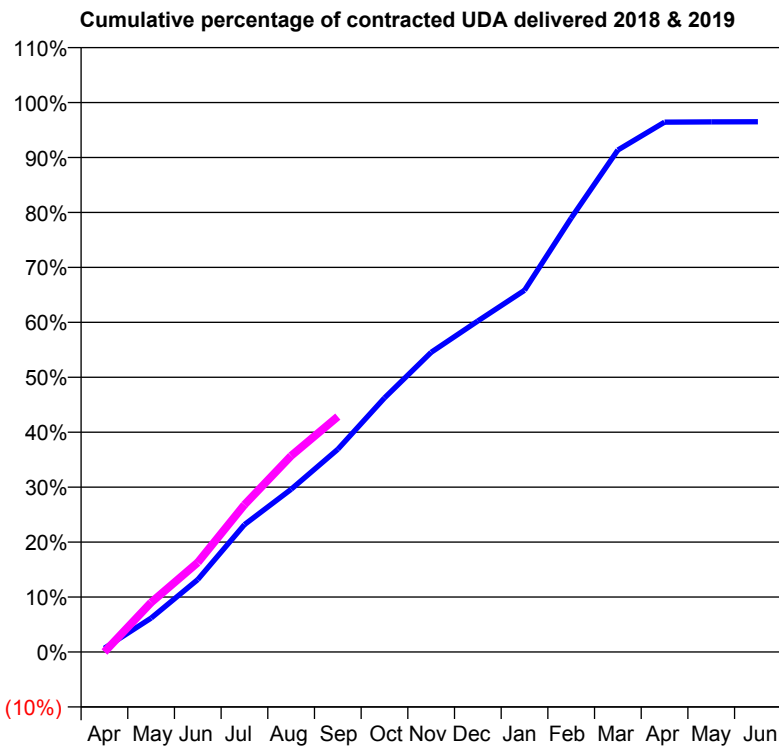
18/19 Contracted general activity (UDA)	23,388
Carry forward general activity (UDA)	820
18/19 Contracted orthodontic activity (UOA)	0
Carry forward orthodontic activity (UOA)	0
Baseline contract value	£536,929.34

### ACCESS\*

Patients seen in 24 months	Total	Change since previous quarter
Quarter ending September 2017	5,756	
Quarter ending December 2017	5,831	→
Quarter ending March 2018	5,949	↑
Quarter ending June 2018	5,962	→
Quarter ending September 2018	6,068	→
<b>Variance since September 2017</b>	<b>5.4%</b>	<b>↑</b>



### ACTIVITY



Month	Adjusted Scheduled Activity (UDA)	
	2018	2019
April	160	-5
May	1,447	2,110
June	3,085	3,810
July	5,423	6,268
August	6,930	8,353
September	8,628	10,021
October	10,814	
November	12,758	
December	14,090	
January	15,394	
February	18,474	
March	21,367	
April	22,553	
May	22,565	
June	22,568	

### QUALITY

	Quantity	Base Number	Contract	AT	Region	England
% of FP17s for the same patient ID Re-attending within 3 months - Children	106	1,132	9.4%	9.8%	11.4%	11.6%
% of FP17s for the same patient ID Re-attending within 3 months - Adults	582	3,594	16.2%	13.2%	15.0%	15.5%
% of FP17s for the same patient ID Re-attending between 3 & 9 months - Children	660	1,132	58.3%	60.9%	59.9%	58.8%
% of FP17s for the same patient ID Re-attending between 3 & 9 months - Adults	2,134	3,594	59.4%	55.1%	52.0%	51.1%
% of FP17s for Band 1 Urgent Courses	347	4,383	7.9%	7.2%	8.0%	9.0%
% of FP17s Relating to Free Repair or Replacements	90	4,383	2.1%	0.9%	0.8%	0.8%
% of FP17s Relating to Continuations	55	4,383	1.3%	1.1%	0.9%	0.9%
% of Patients satisfied with the dentistry they have received	4	4	N/A	93.8%	93.5%	93.3%
% of Patients satisfied with the time they had to wait for an appointment	4	4	N/A	91.1%	89.1%	88.9%

\* This is based on patients treated on this contract for their most recent course of treatment. Figures in italics indicate the base number of FP17s or Patient Questionnaire responses are less than 100. N/A is shown where the base number of responses is less than 10 during the period. % is calculated as Quantity/Base number\*100



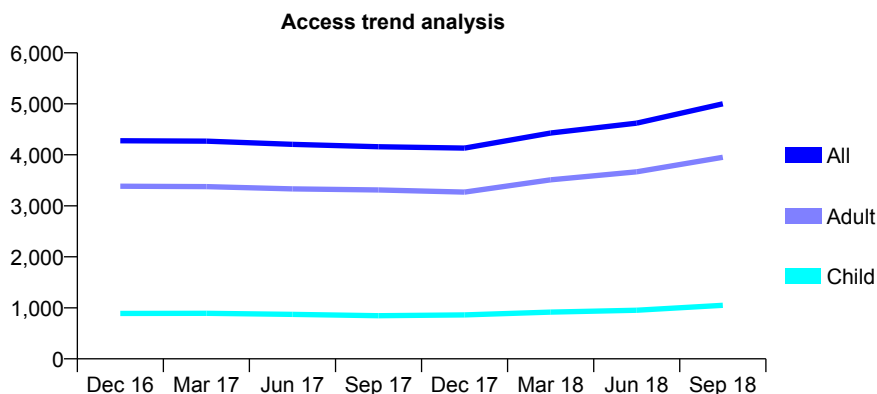
## Q60 - Vital Signs At a Glance Contract Report for 126950/0001 - September 2018

Name or company name	Monkmoor Dental Practice
Contract type name	GDS Contract
Purpose of contract	General
Contract start date	01/12/2013
Contract end date	

18/19 Contracted general activity (UDA)	21,051
Carry forward general activity (UDA)	0
18/19 Contracted orthodontic activity (UOA)	0
Carry forward orthodontic activity (UOA)	0
Baseline contract value	£512,816.83

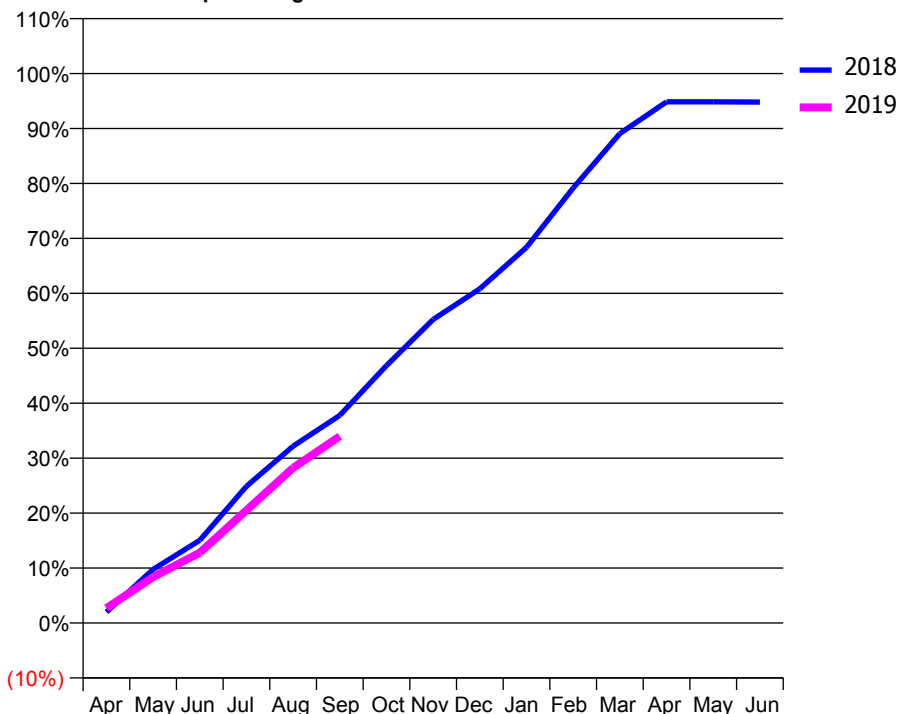
### ACCESS\*

Patients seen in 24 months	Total	Change since previous quarter
Quarter ending September 2017	4,158	
Quarter ending December 2017	4,131	→
Quarter ending March 2018	4,428	↑
Quarter ending June 2018	4,620	↑
Quarter ending September 2018	5,000	↑
<b>Variance since September 2017</b>	<b>20.3%</b>	<b>↑</b>



### ACTIVITY

**Cumulative percentage of contracted UDA delivered 2018 & 2019**



Month	Adjusted Scheduled Activity (UDA)	
	2018	2019
April	281	569
May	1,374	1,758
June	2,116	2,694
July	3,497	4,319
August	4,524	5,943
September	5,310	7,153
October	6,581	
November	7,761	
December	8,548	
January	9,606	
February	11,123	
March	12,516	
April	13,327	
May	13,326	
June	13,322	

### QUALITY

	Quantity	Base Number	Contract	AT	Region	England
% of FP17s for the same patient ID Re-attending within 3 months - Children	94	983	9.6%	9.8%	11.4%	11.6%
% of FP17s for the same patient ID Re-attending within 3 months - Adults	348	3,093	11.3%	13.2%	15.0%	15.5%
% of FP17s for the same patient ID Re-attending between 3 & 9 months - Children	581	983	59.1%	60.9%	59.9%	58.8%
% of FP17s for the same patient ID Re-attending between 3 & 9 months - Adults	1,647	3,093	53.2%	55.1%	52.0%	51.1%
% of FP17s for Band 1 Urgent Courses	347	3,752	9.2%	7.2%	8.0%	9.0%
% of FP17s Relating to Free Repair or Replacements	16	3,752	0.4%	0.9%	0.8%	0.8%
% of FP17s Relating to Continuations	3	3,752	0.1%	1.1%	0.9%	0.9%
% of Patients satisfied with the dentistry they have received	9	9	N/A	93.8%	93.5%	93.3%
% of Patients satisfied with the time they had to wait for an appointment	8	9	N/A	91.1%	89.1%	88.9%

\* This is based on patients treated on this contract for their most recent course of treatment. Figures in italics indicate the base number of FP17s or Patient Questionnaire responses are less than 100. N/A is shown where the base number of responses is less than 10 during the period. % is calculated as Quantity/Base number\*100

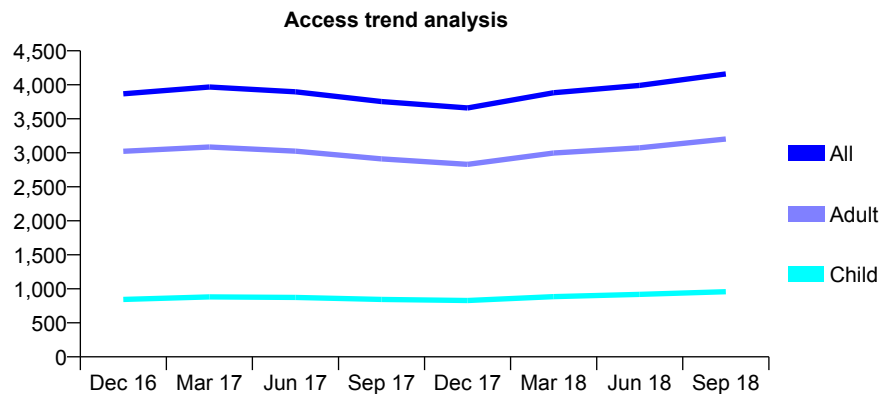
## Q60 - Vital Signs At a Glance Contract Report for 127779/0001 - September 2018

Name or company name	Brookhouse Dental Practice
Contract type name	GDS Contract
Purpose of contract	General
Contract start date	29/01/2010
Contract end date	

18/19 Contracted general activity (UDA)	14,500
Carry forward general activity (UDA)	0
18/19 Contracted orthodontic activity (UOA)	0
Carry forward orthodontic activity (UOA)	0
Baseline contract value	£354,964.25

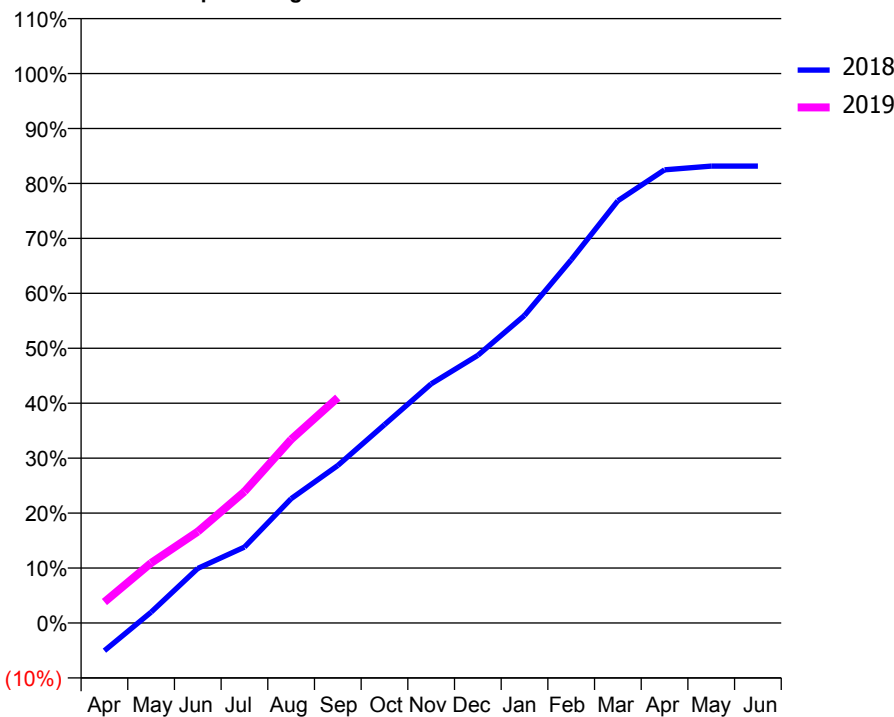
### ACCESS\*

Patients seen in 24 months	Total	Change since previous quarter
Quarter ending September 2017	3,754	
Quarter ending December 2017	3,659	↓
Quarter ending March 2018	3,884	↑
Quarter ending June 2018	3,992	↑
Quarter ending September 2018	4,160	↑
<b>Variance since September 2017</b>	<b>10.8%</b>	<b>↑</b>



### ACTIVITY

Cumulative percentage of contracted UDA delivered 2018 & 2019



Month	Adjusted Scheduled Activity (UDA)	
	2018	2019
April	-659	553
May	257	1,584
June	1,292	2,410
July	1,798	3,467
August	2,941	4,845
September	3,727	5,948
October	4,694	
November	5,657	
December	6,333	
January	7,278	
February	8,593	
March	9,988	
April	10,720	
May	10,810	
June	10,810	

### QUALITY

	Quantity	Base Number	Contract	AT	Region	England
% of FP17s for the same patient ID Re-attending within 3 months - Children	53	757	7.0%	9.8%	11.4%	11.6%
% of FP17s for the same patient ID Re-attending within 3 months - Adults	310	2,490	12.4%	13.2%	15.0%	15.5%
% of FP17s for the same patient ID Re-attending between 3 & 9 months - Children	445	757	58.8%	60.9%	59.9%	58.8%
% of FP17s for the same patient ID Re-attending between 3 & 9 months - Adults	1,423	2,490	57.1%	55.1%	52.0%	51.1%
% of FP17s for Band 1 Urgent Courses	234	2,934	8.0%	7.2%	8.0%	9.0%
% of FP17s Relating to Free Repair or Replacements	14	2,934	0.5%	0.9%	0.8%	0.8%
% of FP17s Relating to Continuations	55	2,934	1.9%	1.1%	0.9%	0.9%
% of Patients satisfied with the dentistry they have received	7	7	N/A	93.8%	93.5%	93.3%
% of Patients satisfied with the time they had to wait for an appointment	6	7	N/A	91.1%	89.1%	88.9%

\* This is based on patients treated on this contract for their most recent course of treatment. Figures in italics indicate the base number of FP17s or Patient Questionnaire responses are less than 100. N/A is shown where the base number of responses is less than 10 during the period. % is calculated as Quantity/Base number\*100

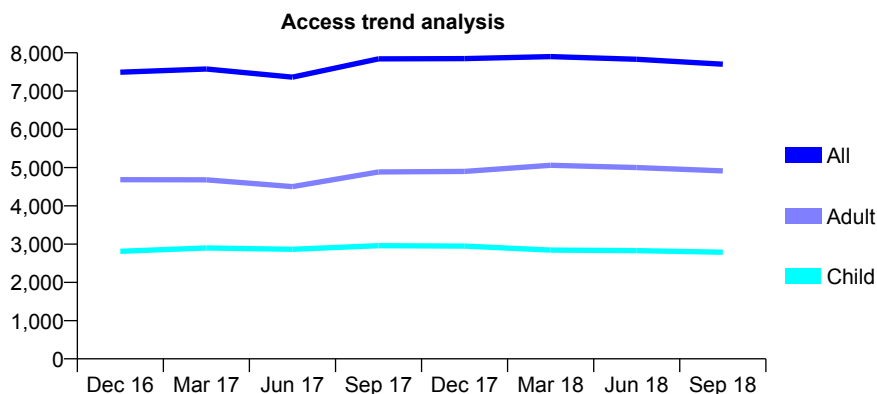
## Q60 - Vital Signs At a Glance Contract Report for 130354/0004 - September 2018

Name or company name	NHS Trust
Contract type name	Pilot Contract
Purpose of contract	General
Contract start date	01/11/2013
Contract end date	31/03/2019

18/19 Contracted general activity (UDA)	18,386
Carry forward general activity (UDA)	0
18/19 Contracted orthodontic activity (UOA)	0
Carry forward orthodontic activity (UOA)	0
Baseline contract value	£0.00

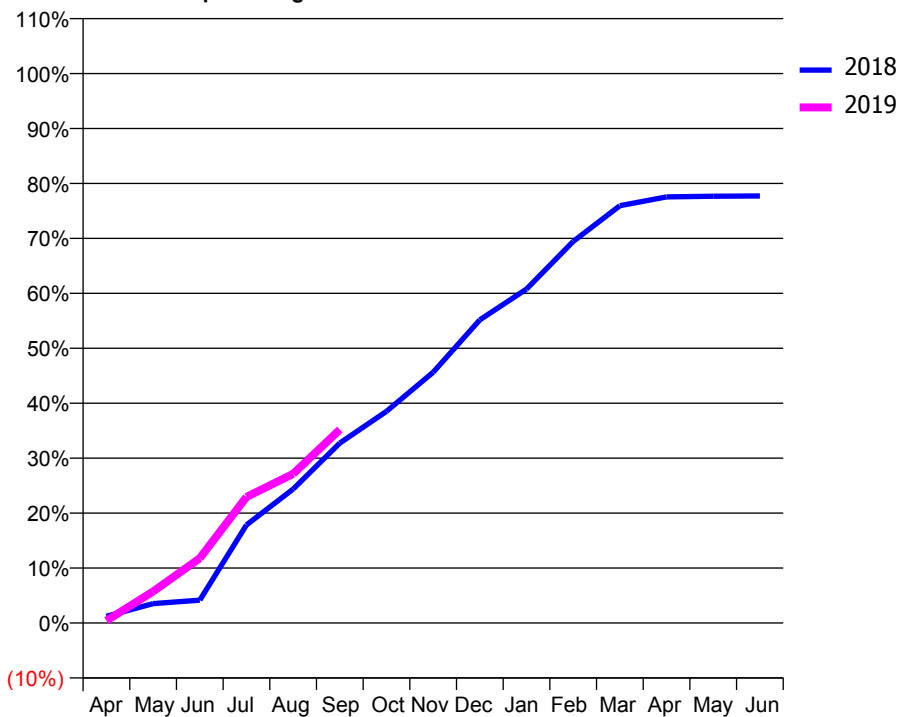
### ACCESS\*

Patients seen in 24 months	Total	Change since previous quarter
Quarter ending September 2017	7,842	
Quarter ending December 2017	7,848	→
Quarter ending March 2018	7,902	→
Quarter ending June 2018	7,832	→
Quarter ending September 2018	7,701	↓
<b>Variance since September 2017</b>	<b>(1.8%)</b>	<b>↓</b>



### ACTIVITY

Cumulative percentage of contracted UDA delivered 2018 & 2019



Month	2018	2019
April	223	78
May	648	1,057
June	765	2,165
July	3,282	4,221
August	4,483	4,990
September	6,023	6,471
October	7,083	
November	8,391	
December	10,146	
January	11,174	
February	12,768	
March	13,962	
April	14,258	
May	14,282	
June	14,287	

### QUALITY

	Quantity	Base Number	Contract	AT	Region	England
% of FP17s for the same patient ID Re-attending within 3 months - Children	166	1,844	9.0%	9.8%	11.4%	11.6%
% of FP17s for the same patient ID Re-attending within 3 months - Adults	180	2,443	7.4%	13.2%	15.0%	15.5%
% of FP17s for the same patient ID Re-attending between 3 & 9 months - Children	646	1,844	35.0%	60.9%	59.9%	58.8%
% of FP17s for the same patient ID Re-attending between 3 & 9 months - Adults	394	2,443	16.1%	55.1%	52.0%	51.1%
% of FP17s for Band 1 Urgent Courses	1,829	4,030	45.4%	7.2%	8.0%	9.0%
% of FP17s Relating to Free Repair or Replacements	0	4,030	0.0%	0.9%	0.8%	0.8%
% of FP17s Relating to Continuations	18	4,030	0.4%	1.1%	0.9%	0.9%
% of Patients satisfied with the dentistry they have received	1	1	N/A	93.8%	93.5%	93.3%
% of Patients satisfied with the time they had to wait for an appointment	1	1	N/A	91.1%	89.1%	88.9%

\* This is based on patients treated on this contract for their most recent course of treatment. Figures in italics indicate the base number of FP17s or Patient Questionnaire responses are less than 100. N/A is shown where the base number of responses is less than 10 during the period. % is calculated as Quantity/Base number\*100

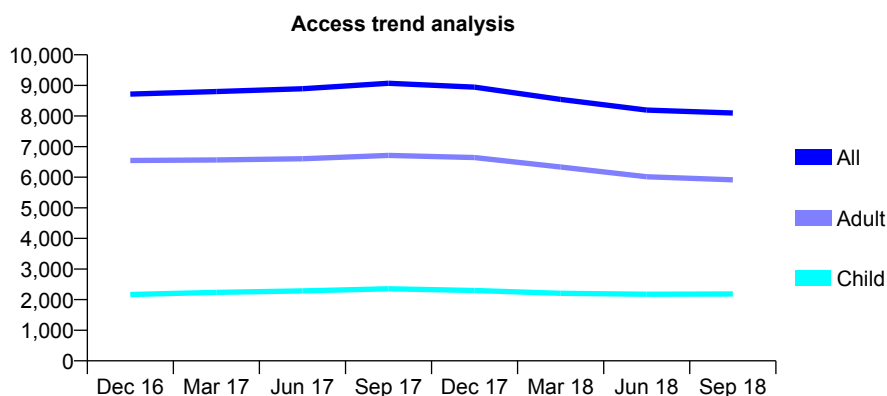
## Q60 - Vital Signs At a Glance Contract Report for 131407/0001 - September 2018

Name or company name	Tamworth House Dental Practice
Contract type name	GDS Contract
Purpose of contract	General
Contract start date	14/01/2010
Contract end date	

18/19 Contracted general activity (UDA)	21,500
Carry forward general activity (UDA)	-164
18/19 Contracted orthodontic activity (UOA)	0
Carry forward orthodontic activity (UOA)	0
Baseline contract value	£536,363.95

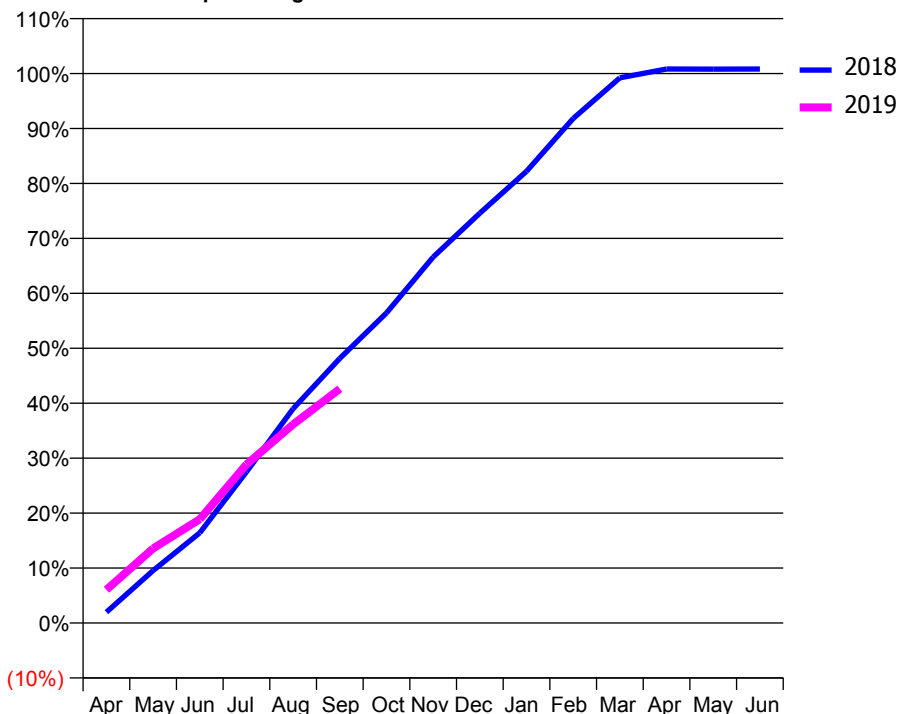
### ACCESS\*

Patients seen in 24 months	Total	Change since previous quarter
Quarter ending September 2017	9,069	
Quarter ending December 2017	8,942	↓
Quarter ending March 2018	8,541	↓
Quarter ending June 2018	8,193	↓
Quarter ending September 2018	8,100	↓
<b>Variance since September 2017</b>	<b>(10.7%)</b>	<b>↓</b>



### ACTIVITY

Cumulative percentage of contracted UDA delivered 2018 & 2019



Month	Adjusted Scheduled Activity (UDA)	
	2018	2019
April	398	1,303
May	1,910	2,918
June	3,285	4,063
July	5,500	6,209
August	7,801	7,773
September	9,632	9,164
October	11,288	
November	13,319	
December	14,916	
January	16,441	
February	18,362	
March	19,845	
April	20,165	
May	20,160	
June	20,164	

### QUALITY

	Quantity	Base Number	Contract	AT	Region	England
% of FP17s for the same patient ID Re-attending within 3 months - Children	84	1,438	5.8%	9.8%	11.4%	11.6%
% of FP17s for the same patient ID Re-attending within 3 months - Adults	420	3,500	12.0%	13.2%	15.0%	15.5%
% of FP17s for the same patient ID Re-attending between 3 & 9 months - Children	872	1,438	60.6%	60.9%	59.9%	58.8%
% of FP17s for the same patient ID Re-attending between 3 & 9 months - Adults	2,038	3,500	58.2%	55.1%	52.0%	51.1%
% of FP17s for Band 1 Urgent Courses	382	4,753	8.0%	7.2%	8.0%	9.0%
% of FP17s Relating to Free Repair or Replacements	40	4,753	0.8%	0.9%	0.8%	0.8%
% of FP17s Relating to Continuations	27	4,753	0.6%	1.1%	0.9%	0.9%
% of Patients satisfied with the dentistry they have received	3	4	N/A	93.8%	93.5%	93.3%
% of Patients satisfied with the time they had to wait for an appointment	4	4	N/A	91.1%	89.1%	88.9%

\* This is based on patients treated on this contract for their most recent course of treatment. Figures in italics indicate the base number of FP17s or Patient Questionnaire responses are less than 100. N/A is shown where the base number of responses is less than 10 during the period. % is calculated as Quantity/Base number\*100

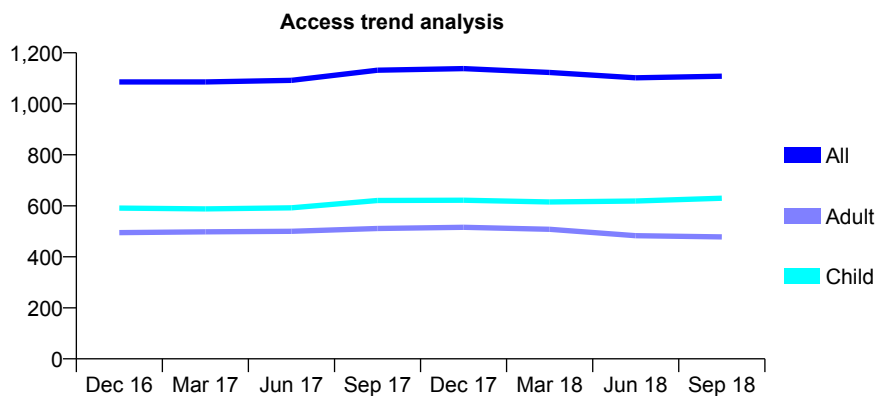
## Q60 - Vital Signs At a Glance Contract Report for 131512/0001 - September 2018

Name or company name	Bridge Dental Practice Ltd
Contract type name	GDS Contract
Purpose of contract	General
Contract start date	01/08/2009
Contract end date	

18/19 Contracted general activity (UDA)	2,882
Carry forward general activity (UDA)	43
18/19 Contracted orthodontic activity (UOA)	0
Carry forward orthodontic activity (UOA)	0
Baseline contract value	£65,680.70

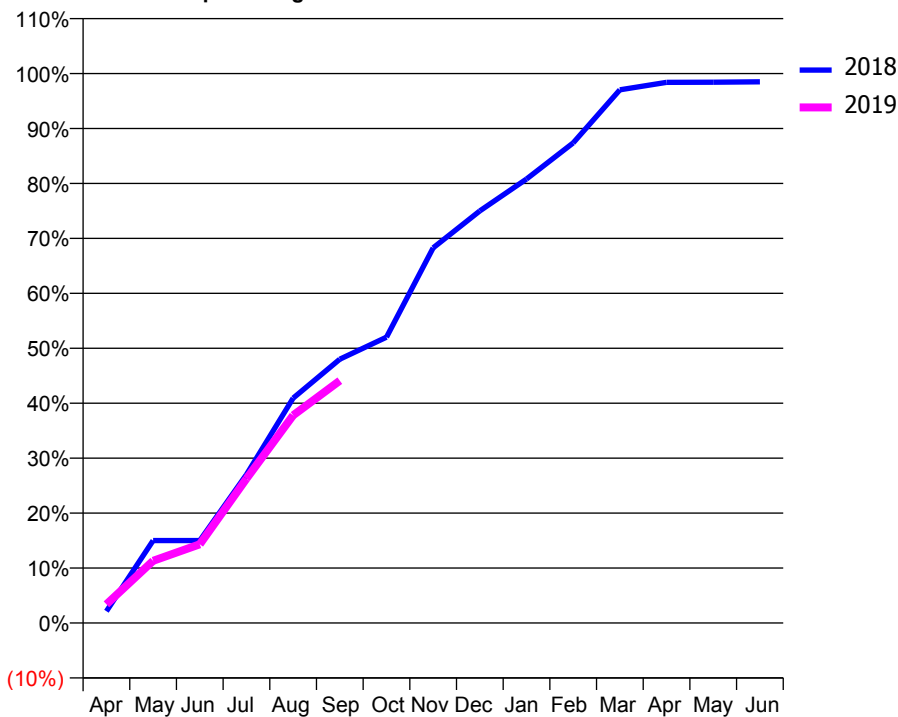
### ACCESS\*

Patients seen in 24 months	Total	Change since previous quarter
Quarter ending September 2017	1,132	
Quarter ending December 2017	1,138	→
Quarter ending March 2018	1,123	↓
Quarter ending June 2018	1,102	↓
Quarter ending September 2018	1,108	→
<b>Variance since September 2017</b>	<b>(2.1%)</b>	<b>↓</b>



### ACTIVITY

Cumulative percentage of contracted UDA delivered 2018 & 2019



Adjusted Scheduled Activity (UDA)

Month	2018	2019
April	62	99
May	433	326
June	433	413
July	779	757
August	1,180	1,089
September	1,384	1,271
October	1,499	
November	1,968	
December	2,161	
January	2,329	
February	2,518	
March	2,796	
April	2,836	
May	2,837	
June	2,839	

### QUALITY

	Quantity	Base Number	Contract	AT	Region	England
% of FP17s for the same patient ID Re-attending within 3 months - Children	39	496	7.9%	9.8%	11.4%	11.6%
% of FP17s for the same patient ID Re-attending within 3 months - Adults	57	307	18.6%	13.2%	15.0%	15.5%
% of FP17s for the same patient ID Re-attending between 3 & 9 months - Children	299	496	60.3%	60.9%	59.9%	58.8%
% of FP17s for the same patient ID Re-attending between 3 & 9 months - Adults	173	307	56.4%	55.1%	52.0%	51.1%
% of FP17s for Band 1 Urgent Courses	40	774	5.2%	7.2%	8.0%	9.0%
% of FP17s Relating to Free Repair or Replacements	0	774	0.0%	0.9%	0.8%	0.8%
% of FP17s Relating to Continuations	0	774	0.0%	1.1%	0.9%	0.9%
% of Patients satisfied with the dentistry they have received	1	1	N/A	93.8%	93.5%	93.3%
% of Patients satisfied with the time they had to wait for an appointment	1	1	N/A	91.1%	89.1%	88.9%

\* This is based on patients treated on this contract for their most recent course of treatment. Figures in italics indicate the base number of FP17s or Patient Questionnaire responses are less than 100. N/A is shown where the base number of responses is less than 10 during the period. % is calculated as Quantity/Base number\*100

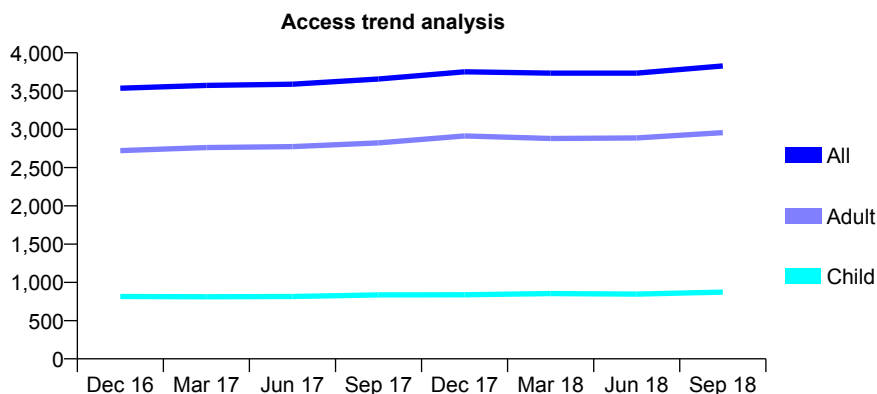
## Q60 - Vital Signs At a Glance Contract Report for 133272/0001 - September 2018

Name or company name	Pall Mall Dental Limited
Contract type name	GDS Contract
Purpose of contract	General
Contract start date	01/07/2008
Contract end date	

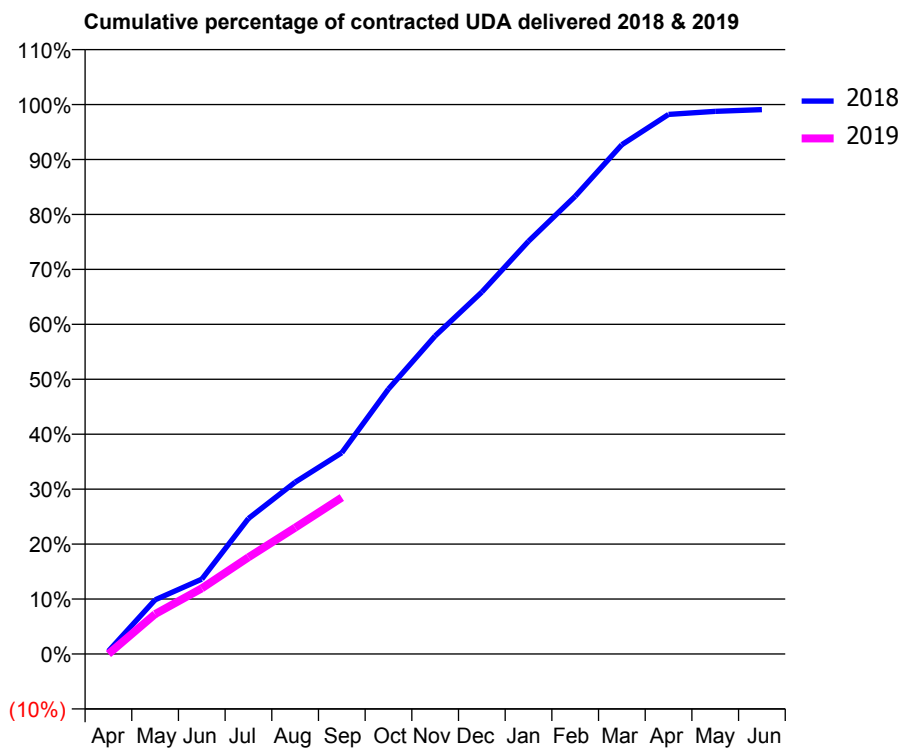
18/19 Contracted general activity (UDA)	19,793
Carry forward general activity (UDA)	120
18/19 Contracted orthodontic activity (UOA)	0
Carry forward orthodontic activity (UOA)	0
Baseline contract value	£528,367.07

### ACCESS\*

Patients seen in 24 months	Total	Change since previous quarter
Quarter ending September 2017	3,658	
Quarter ending December 2017	3,751	↑
Quarter ending March 2018	3,734	→
Quarter ending June 2018	3,734	→
Quarter ending September 2018	3,829	↑
<b>Variance since September 2017</b>	<b>4.7%</b>	<b>↑</b>



### ACTIVITY



Adjusted Scheduled Activity (UDA)		
Month	2018	2019
April	68	4
May	1,261	1,436
June	1,742	2,367
July	3,157	3,485
August	3,999	4,549
September	4,686	5,635
October	6,172	
November	7,405	
December	8,428	
January	9,610	
February	10,656	
March	11,859	
April	12,563	
May	12,635	
June	12,673	

### QUALITY

	Quantity	Base Number	Contract	AT	Region	England
% of FP17s for the same patient ID Re-attending within 3 months - Children	56	697	8.0%	9.8%	11.4%	11.6%
% of FP17s for the same patient ID Re-attending within 3 months - Adults	322	2,095	15.4%	13.2%	15.0%	15.5%
% of FP17s for the same patient ID Re-attending between 3 & 9 months - Children	379	697	54.4%	60.9%	59.9%	58.8%
% of FP17s for the same patient ID Re-attending between 3 & 9 months - Adults	1,124	2,095	53.7%	55.1%	52.0%	51.1%
% of FP17s for Band 1 Urgent Courses	329	2,491	13.2%	7.2%	8.0%	9.0%
% of FP17s Relating to Free Repair or Replacements	11	2,491	0.4%	0.9%	0.8%	0.8%
% of FP17s Relating to Continuations	32	2,491	1.3%	1.1%	0.9%	0.9%
% of Patients satisfied with the dentistry they have received	5	5	N/A	93.8%	93.5%	93.3%
% of Patients satisfied with the time they had to wait for an appointment	3	5	N/A	91.1%	89.1%	88.9%

\* This is based on patients treated on this contract for their most recent course of treatment. Figures in italics indicate the base number of FP17s or Patient Questionnaire responses are less than 100. N/A is shown where the base number of responses is less than 10 during the period. % is calculated as Quantity/Base number\*100

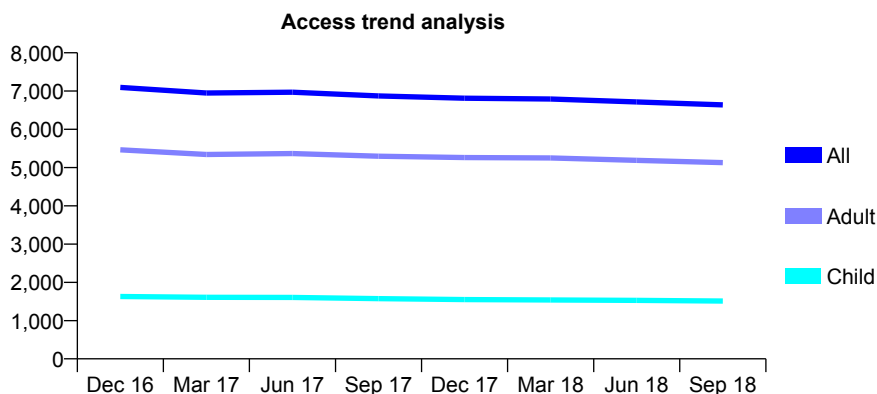
## Q60 - Vital Signs At a Glance Contract Report for 133574/0001 - September 2018

Name or company name	The Dividy Road Dental Practice Partnersh
Contract type name	GDS Contract
Purpose of contract	General
Contract start date	22/12/2011
Contract end date	

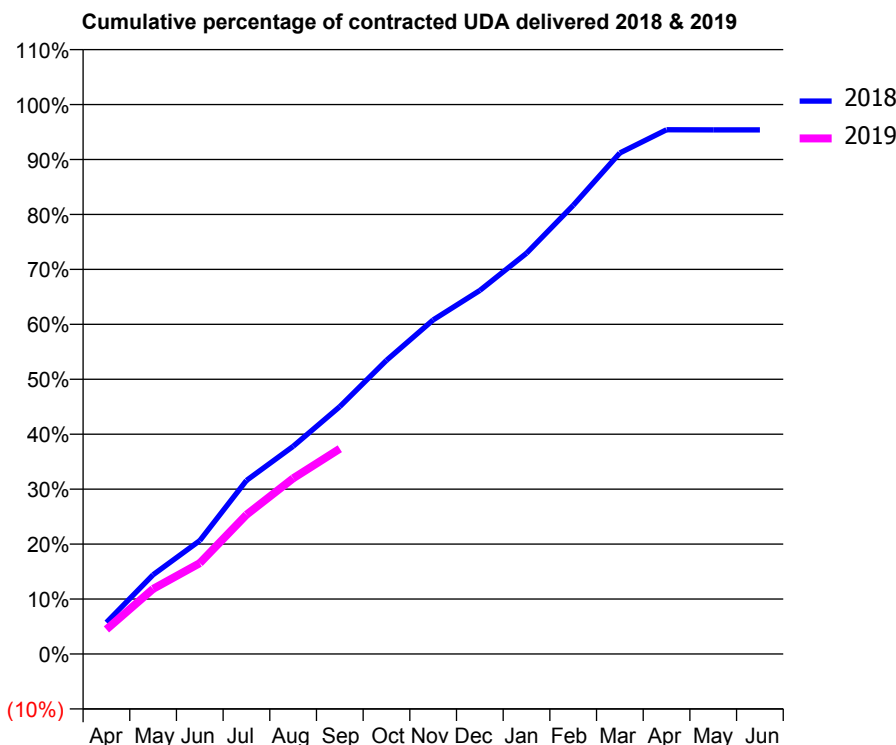
18/19 Contracted general activity (UDA)	20,205
Carry forward general activity (UDA)	0
18/19 Contracted orthodontic activity (UOA)	0
Carry forward orthodontic activity (UOA)	0
Baseline contract value	£501,082.39

### ACCESS\*

Patients seen in 24 months	Total	Change since previous quarter
Quarter ending September 2017	6,871	
Quarter ending December 2017	6,812	→
Quarter ending March 2018	6,793	→
Quarter ending June 2018	6,716	↓
Quarter ending September 2018	6,640	↓
<b>Variance since September 2017</b>	<b>(3.4%)</b>	<b>↓</b>



### ACTIVITY



Adjusted Scheduled Activity (UDA)		
Month	2018	2019
April	1,161	905
May	2,917	2,396
June	4,170	3,341
July	6,381	5,120
August	7,639	6,459
September	9,100	7,547
October	10,799	
November	12,284	
December	13,367	
January	14,735	
February	16,498	
March	18,421	
April	19,276	
May	19,273	
June	19,273	

### QUALITY

	Quantity	Base Number	Contract	AT	Region	England
% of FP17s for the same patient ID Re-attending within 3 months - Children	53	896	5.9%	9.8%	11.4%	11.6%
% of FP17s for the same patient ID Re-attending within 3 months - Adults	310	2,889	10.7%	13.2%	15.0%	15.5%
% of FP17s for the same patient ID Re-attending between 3 & 9 months - Children	481	896	53.7%	60.9%	59.9%	58.8%
% of FP17s for the same patient ID Re-attending between 3 & 9 months - Adults	1,472	2,889	51.0%	55.1%	52.0%	51.1%
% of FP17s for Band 1 Urgent Courses	208	3,468	6.0%	7.2%	8.0%	9.0%
% of FP17s Relating to Free Repair or Replacements	19	3,468	0.5%	0.9%	0.8%	0.8%
% of FP17s Relating to Continuations	60	3,468	1.7%	1.1%	0.9%	0.9%
% of Patients satisfied with the dentistry they have received	2	3	N/A	93.8%	93.5%	93.3%
% of Patients satisfied with the time they had to wait for an appointment	2	3	N/A	91.1%	89.1%	88.9%

\* This is based on patients treated on this contract for their most recent course of treatment. Figures in italics indicate the base number of FP17s or Patient Questionnaire responses are less than 100. N/A is shown where the base number of responses is less than 10 during the period. % is calculated as Quantity/Base number\*100

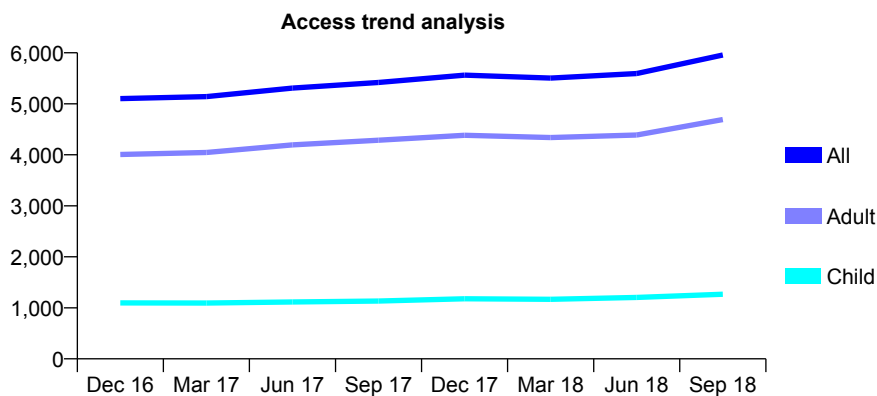
## Q60 - Vital Signs At a Glance Contract Report for 136220/0001 - September 2018

Name or company name	Abbey House Dental Practice Limited
Contract type name	GDS Contract
Purpose of contract	General
Contract start date	01/06/2009
Contract end date	

18/19 Contracted general activity (UDA)	16,854
Carry forward general activity (UDA)	-257
18/19 Contracted orthodontic activity (UOA)	0
Carry forward orthodontic activity (UOA)	0
Baseline contract value	£405,953.50

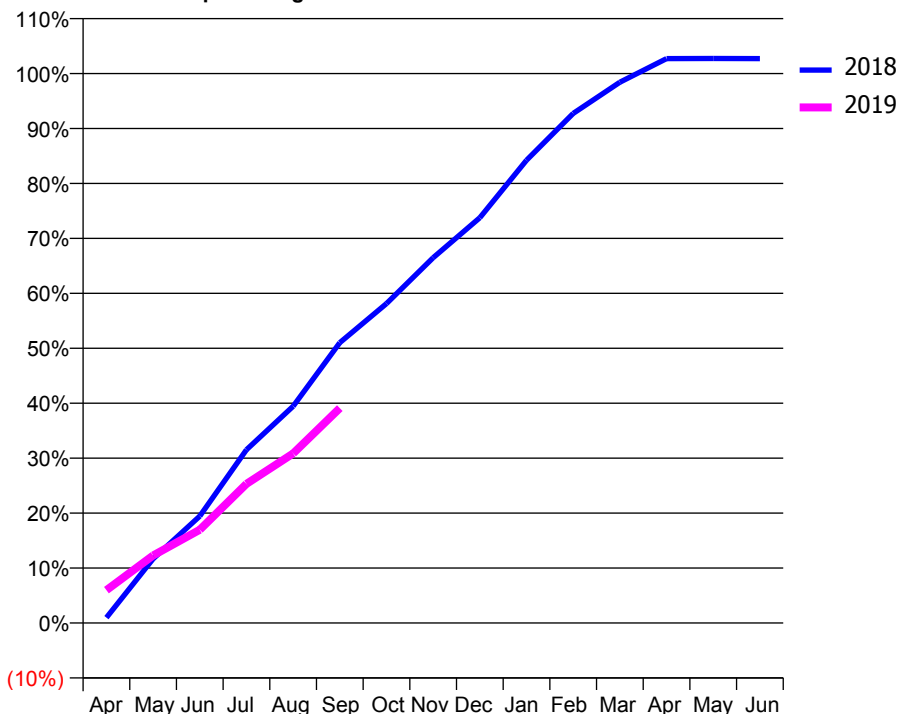
### ACCESS\*

Patients seen in 24 months	Total	Change since previous quarter
Quarter ending September 2017	5,419	
Quarter ending December 2017	5,562	↑
Quarter ending March 2018	5,505	↓
Quarter ending June 2018	5,594	→
Quarter ending September 2018	5,958	↑
<b>Variance since September 2017</b>	<b>9.9%</b>	<b>↑</b>



### ACTIVITY

Cumulative percentage of contracted UDA delivered 2018 & 2019



Month	Adjusted Scheduled Activity (UDA)	
	2018	2019
April	125	1,008
May	1,502	2,071
June	2,500	2,859
July	4,055	4,270
August	5,070	5,202
September	6,558	6,590
October	7,471	
November	8,545	
December	9,480	
January	10,824	
February	11,921	
March	12,652	
April	13,202	
May	13,205	
June	13,202	

### QUALITY

	Quantity	Base Number	Contract	AT	Region	England
% of FP17s for the same patient ID Re-attending within 3 months - Children	58	956	6.1%	9.8%	11.4%	11.6%
% of FP17s for the same patient ID Re-attending within 3 months - Adults	260	2,812	9.2%	13.2%	15.0%	15.5%
% of FP17s for the same patient ID Re-attending between 3 & 9 months - Children	540	956	56.5%	60.9%	59.9%	58.8%
% of FP17s for the same patient ID Re-attending between 3 & 9 months - Adults	1,152	2,812	41.0%	55.1%	52.0%	51.1%
% of FP17s for Band 1 Urgent Courses	240	3,463	6.9%	7.2%	8.0%	9.0%
% of FP17s Relating to Free Repair or Replacements	17	3,463	0.5%	0.9%	0.8%	0.8%
% of FP17s Relating to Continuations	7	3,463	0.2%	1.1%	0.9%	0.9%
% of Patients satisfied with the dentistry they have received	3	3	N/A	93.8%	93.5%	93.3%
% of Patients satisfied with the time they had to wait for an appointment	3	3	N/A	91.1%	89.1%	88.9%

\* This is based on patients treated on this contract for their most recent course of treatment. Figures in italics indicate the base number of FP17s or Patient Questionnaire responses are less than 100. N/A is shown where the base number of responses is less than 10 during the period. % is calculated as Quantity/Base number\*100



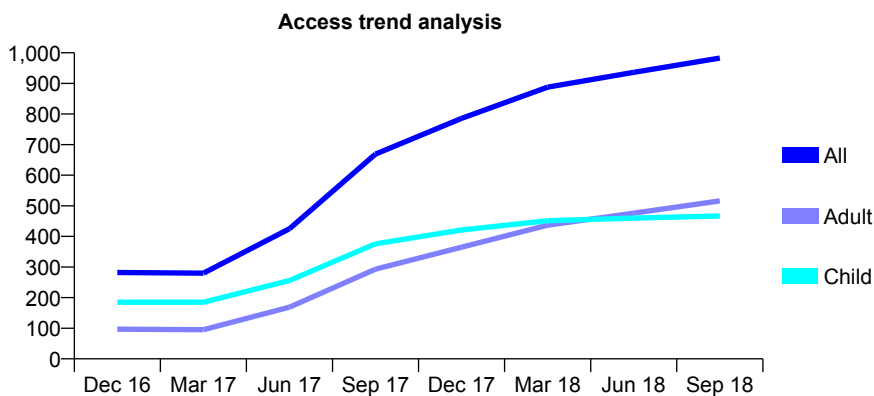
## Q60 - Vital Signs At a Glance Contract Report for 136298/0001 - September 2018

Name or company name	MTM Dentistry Ltd
Contract type name	GDS Contract
Purpose of contract	General
Contract start date	01/04/2010
Contract end date	

18/19 Contracted general activity (UDA)	2,503
Carry forward general activity (UDA)	0
18/19 Contracted orthodontic activity (UOA)	0
Carry forward orthodontic activity (UOA)	0
Baseline contract value	£59,121.59

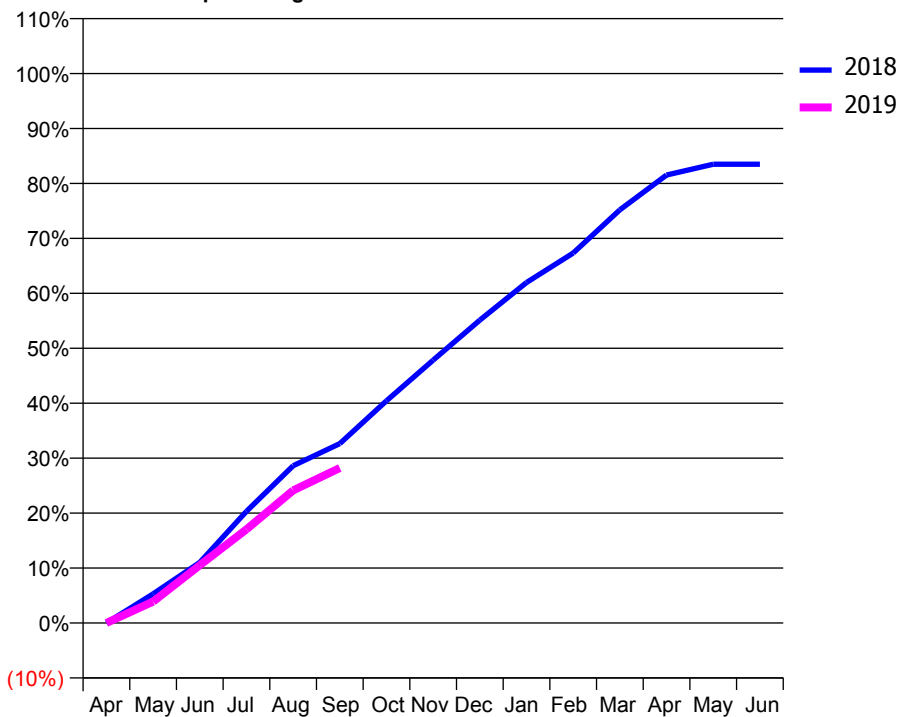
### ACCESS\*

Patients seen in 24 months	Total	Change since previous quarter
Quarter ending September 2017	669	
Quarter ending December 2017	786	↑
Quarter ending March 2018	888	↑
Quarter ending June 2018	936	↑
Quarter ending September 2018	983	↑
<b>Variance since September 2017</b>	<b>46.9%</b>	<b>↑</b>



### ACTIVITY

Cumulative percentage of contracted UDA delivered 2018 & 2019



Adjusted Scheduled Activity (UDA)

Month	2018	2019
April	0	0
May	133	97
June	276	264
July	508	426
August	717	604
September	817	706
October	1,012	
November	1,197	
December	1,380	
January	1,551	
February	1,685	
March	1,882	
April	2,040	
May	2,090	
June	2,090	

### QUALITY

	Quantity	Base Number	Contract	AT	Region	England
% of FP17s for the same patient ID Re-attending within 3 months - Children	7	320	2.2%	9.8%	11.4%	11.6%
% of FP17s for the same patient ID Re-attending within 3 months - Adults	11	295	3.7%	13.2%	15.0%	15.5%
% of FP17s for the same patient ID Re-attending between 3 & 9 months - Children	193	320	60.3%	60.9%	59.9%	58.8%
% of FP17s for the same patient ID Re-attending between 3 & 9 months - Adults	175	295	59.3%	55.1%	52.0%	51.1%
% of FP17s for Band 1 Urgent Courses	16	480	3.3%	7.2%	8.0%	9.0%
% of FP17s Relating to Free Repair or Replacements	1	480	0.2%	0.9%	0.8%	0.8%
% of FP17s Relating to Continuations	0	480	0.0%	1.1%	0.9%	0.9%
% of Patients satisfied with the dentistry they have received	1	1	N/A	93.8%	93.5%	93.3%
% of Patients satisfied with the time they had to wait for an appointment	1	1	N/A	91.1%	89.1%	88.9%

\* This is based on patients treated on this contract for their most recent course of treatment. Figures in italics indicate the base number of FP17s or Patient Questionnaire responses are less than 100. N/A is shown where the base number of responses is less than 10 during the period. % is calculated as Quantity/Base number\*100

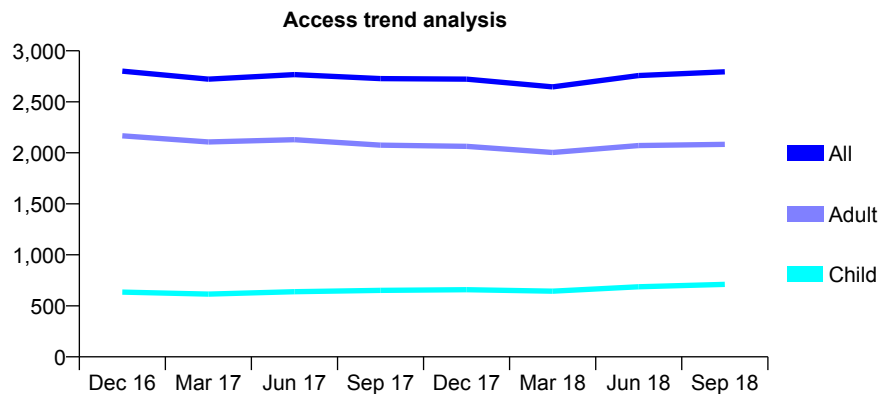
## Q60 - Vital Signs At a Glance Contract Report for 138584/0001 - September 2018

Name or company name	SM Dental Care
Contract type name	GDS Contract
Purpose of contract	General
Contract start date	01/04/2014
Contract end date	

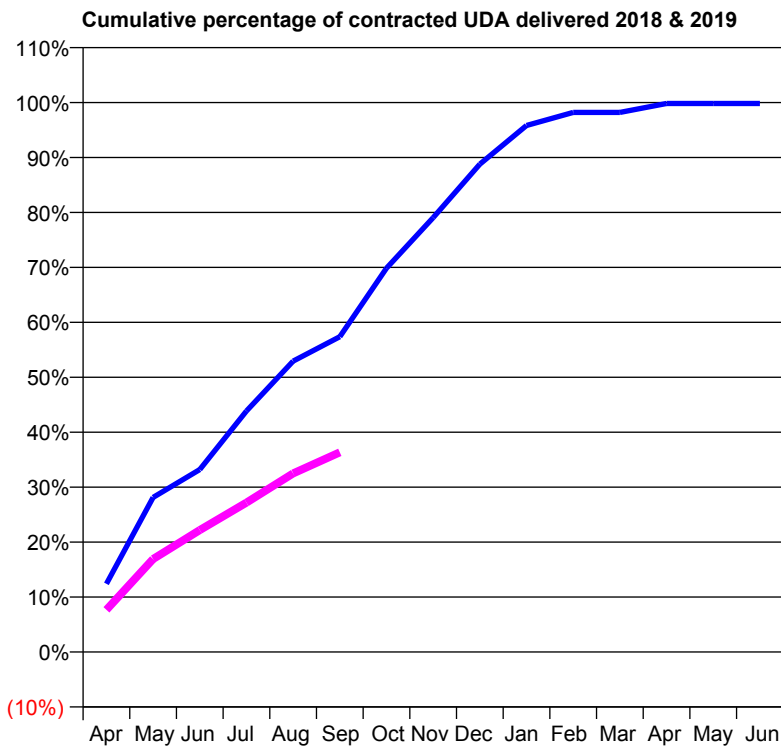
18/19 Contracted general activity (UDA)	13,567
Carry forward general activity (UDA)	11
18/19 Contracted orthodontic activity (UOA)	0
Carry forward orthodontic activity (UOA)	0
Baseline contract value	£315,327.35

### ACCESS\*

Patients seen in 24 months	Total	Change since previous quarter
Quarter ending September 2017	2,727	
Quarter ending December 2017	2,722	→
Quarter ending March 2018	2,647	↓
Quarter ending June 2018	2,758	↑
Quarter ending September 2018	2,794	→
<b>Variance since September 2017</b>	<b>2.5%</b>	<b>↑</b>



### ACTIVITY



Month	Adjusted Scheduled Activity (UDA)	
	2018	2019
April	815	1,040
May	1,848	2,297
June	2,181	3,010
July	2,881	3,690
August	3,476	4,411
September	3,767	4,932
October	4,588	
November	5,190	
December	5,830	
January	6,292	
February	6,448	
March	6,448	
April	6,556	
May	6,556	
June	6,556	

### QUALITY

	Quantity	Base Number	Contract	AT	Region	England
% of FP17s for the same patient ID Re-attending within 3 months - Children	33	713	4.6%	9.8%	11.4%	11.6%
% of FP17s for the same patient ID Re-attending within 3 months - Adults	209	1,875	11.1%	13.2%	15.0%	15.5%
% of FP17s for the same patient ID Re-attending between 3 & 9 months - Children	452	713	63.4%	60.9%	59.9%	58.8%
% of FP17s for the same patient ID Re-attending between 3 & 9 months - Adults	1,097	1,875	58.5%	55.1%	52.0%	51.1%
% of FP17s for Band 1 Urgent Courses	91	2,303	4.0%	7.2%	8.0%	9.0%
% of FP17s Relating to Free Repair or Replacements	7	2,303	0.3%	0.9%	0.8%	0.8%
% of FP17s Relating to Continuations	57	2,303	2.5%	1.1%	0.9%	0.9%
% of Patients satisfied with the dentistry they have received	1	1	N/A	93.8%	93.5%	93.3%
% of Patients satisfied with the time they had to wait for an appointment	1	1	N/A	91.1%	89.1%	88.9%

\* This is based on patients treated on this contract for their most recent course of treatment. Figures in italics indicate the base number of FP17s or Patient Questionnaire responses are less than 100. N/A is shown where the base number of responses is less than 10 during the period. % is calculated as Quantity/Base number\*100

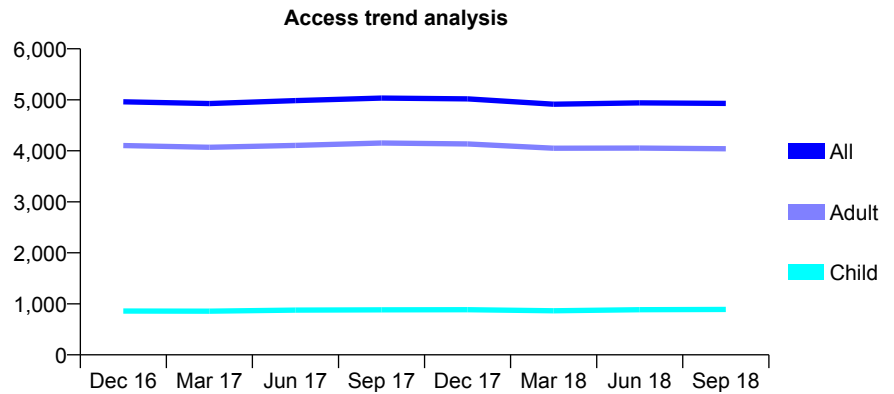
## Q60 - Vital Signs At a Glance Contract Report for 138584/0002 - September 2018

Name or company name	SM Dental Care
Contract type name	GDS Contract
Purpose of contract	General
Contract start date	01/04/2014
Contract end date	

18/19 Contracted general activity (UDA)	16,106
Carry forward general activity (UDA)	-137
18/19 Contracted orthodontic activity (UOA)	0
Carry forward orthodontic activity (UOA)	0
Baseline contract value	£304,996.93

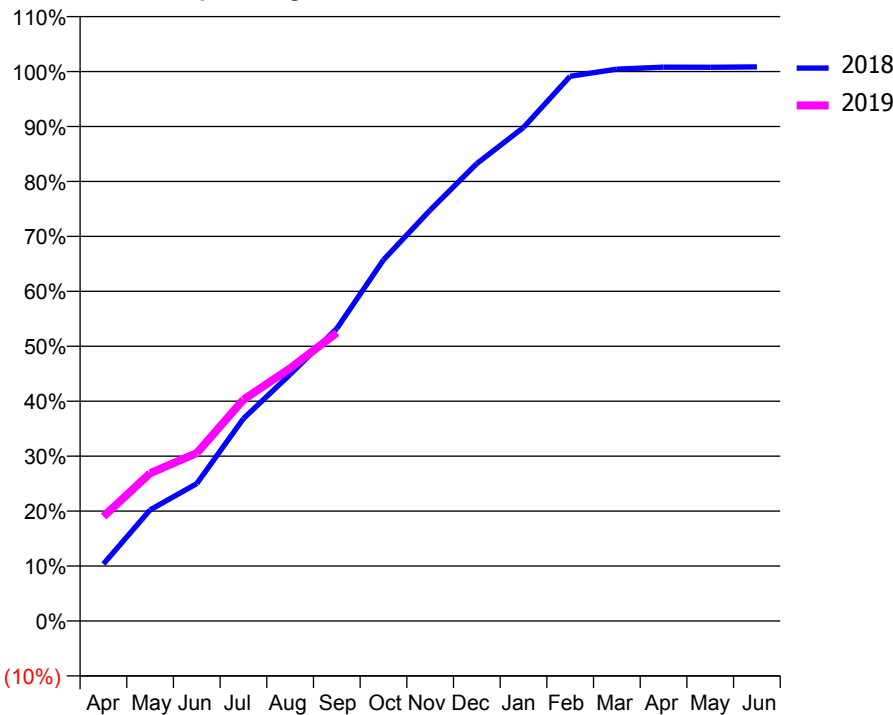
### ACCESS\*

Patients seen in 24 months	Total	Change since previous quarter
Quarter ending September 2017	5,035	
Quarter ending December 2017	5,019	→
Quarter ending March 2018	4,915	↓
Quarter ending June 2018	4,939	→
Quarter ending September 2018	4,930	→
<b>Variance since September 2017</b>	<b>(2.1%)</b>	<b>↓</b>



### ACTIVITY

Cumulative percentage of contracted UDA delivered 2018 & 2019



Month	Adjusted Scheduled Activity (UDA)	
	2018	2019
April	1,672	3,061
May	3,258	4,333
June	4,029	4,921
July	5,934	6,491
August	7,230	7,407
September	8,573	8,452
October	10,586	
November	12,045	
December	13,406	
January	14,468	
February	15,966	
March	16,176	
April	16,233	
May	16,231	
June	16,243	

### QUALITY

	Quantity	Base Number	Contract	AT	Region	England
% of FP17s for the same patient ID Re-attending within 3 months - Children	42	826	5.1%	9.8%	11.4%	11.6%
% of FP17s for the same patient ID Re-attending within 3 months - Adults	430	3,659	11.8%	13.2%	15.0%	15.5%
% of FP17s for the same patient ID Re-attending between 3 & 9 months - Children	596	826	72.2%	60.9%	59.9%	58.8%
% of FP17s for the same patient ID Re-attending between 3 & 9 months - Adults	2,400	3,659	65.6%	55.1%	52.0%	51.1%
% of FP17s for Band 1 Urgent Courses	140	4,465	3.1%	7.2%	8.0%	9.0%
% of FP17s Relating to Free Repair or Replacements	34	4,465	0.8%	0.9%	0.8%	0.8%
% of FP17s Relating to Continuations	117	4,465	2.6%	1.1%	0.9%	0.9%
% of Patients satisfied with the dentistry they have received	2	2	N/A	93.8%	93.5%	93.3%
% of Patients satisfied with the time they had to wait for an appointment	2	2	N/A	91.1%	89.1%	88.9%

\* This is based on patients treated on this contract for their most recent course of treatment. Figures in italics indicate the base number of FP17s or Patient Questionnaire responses are less than 100. N/A is shown where the base number of responses is less than 10 during the period. % is calculated as Quantity/Base number\*100

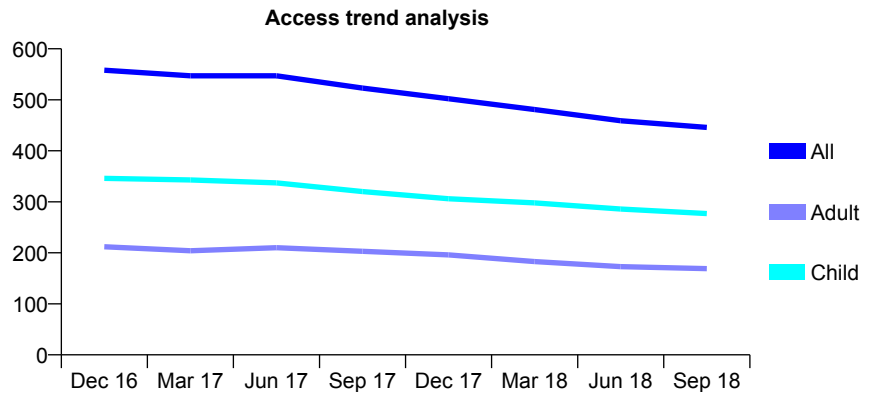
## Q60 - Vital Signs At a Glance Contract Report for 139769/0001 - September 2018

Name or company name	Winchester House Dental Practice
Contract type name	GDS Contract
Purpose of contract	General
Contract start date	01/01/2009
Contract end date	

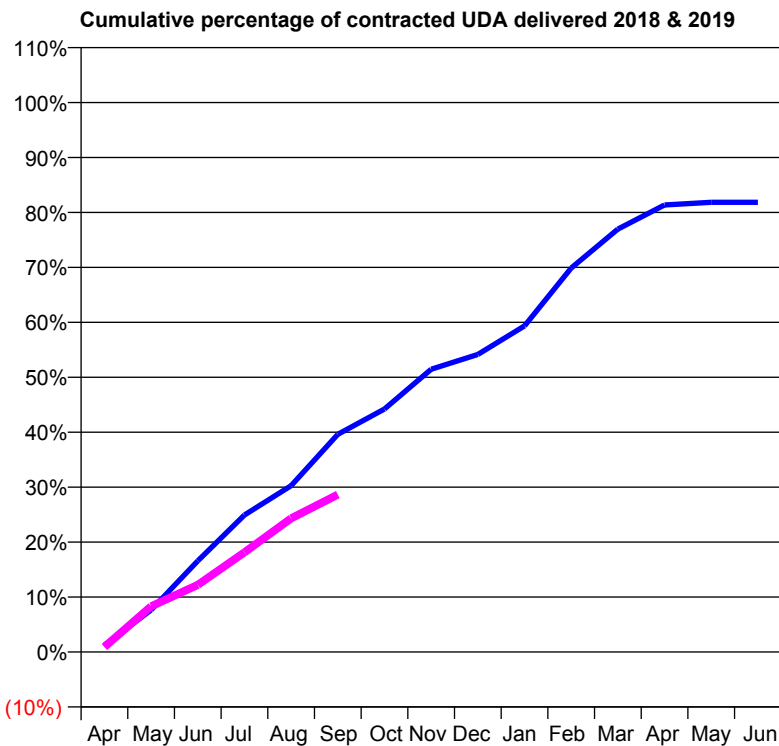
18/19 Contracted general activity (UDA)	1,200
Carry forward general activity (UDA)	0
18/19 Contracted orthodontic activity (UOA)	0
Carry forward orthodontic activity (UOA)	0
Baseline contract value	£28,098.69

### ACCESS\*

Patients seen in 24 months	Total	Change since previous quarter
Quarter ending September 2017	523	
Quarter ending December 2017	502	↓
Quarter ending March 2018	481	↓
Quarter ending June 2018	459	↓
Quarter ending September 2018	446	↓
<b>Variance since September 2017</b>	<b>(14.7%)</b>	<b>↓</b>



### ACTIVITY



Adjusted Scheduled Activity (UDA)		
Month	2018	2019
April	15	11
May	92	100
June	199	147
July	299	218
August	363	292
September	475	344
October	531	
November	618	
December	650	
January	712	
February	839	
March	924	
April	976	
May	982	
June	982	

### QUALITY

	Quantity	Base Number	Contract	AT	Region	England
% of FP17s for the same patient ID Re-attending within 3 months - Children	12	200	6.0%	9.8%	11.4%	11.6%
% of FP17s for the same patient ID Re-attending within 3 months - Adults	11	85	12.9%	13.2%	15.0%	15.5%
% of FP17s for the same patient ID Re-attending between 3 & 9 months - Children	117	200	58.5%	60.9%	59.9%	58.8%
% of FP17s for the same patient ID Re-attending between 3 & 9 months - Adults	40	85	47.1%	55.1%	52.0%	51.1%
% of FP17s for Band 1 Urgent Courses	4	245	1.6%	7.2%	8.0%	9.0%
% of FP17s Relating to Free Repair or Replacements	0	245	0.0%	0.9%	0.8%	0.8%
% of FP17s Relating to Continuations	6	245	2.4%	1.1%	0.9%	0.9%
% of Patients satisfied with the dentistry they have received	2	2	N/A	93.8%	93.5%	93.3%
% of Patients satisfied with the time they had to wait for an appointment	2	2	N/A	91.1%	89.1%	88.9%

\* This is based on patients treated on this contract for their most recent course of treatment. Figures in italics indicate the base number of FP17s or Patient Questionnaire responses are less than 100. N/A is shown where the base number of responses is less than 10 during the period. % is calculated as Quantity/Base number\*100

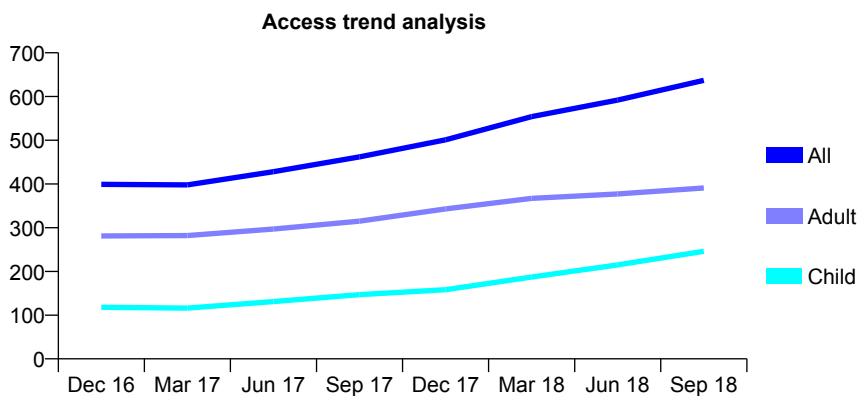
## Q60 - Vital Signs At a Glance Contract Report for 139858/0001 - September 2018

Name or company name	SpaDental Whitchurch LLP
Contract type name	GDS Contract
Purpose of contract	General
Contract start date	01/10/2015
Contract end date	

18/19 Contracted general activity (UDA)	4,000
Carry forward general activity (UDA)	0
18/19 Contracted orthodontic activity (UOA)	0
Carry forward orthodontic activity (UOA)	0
Baseline contract value	£92,043.16

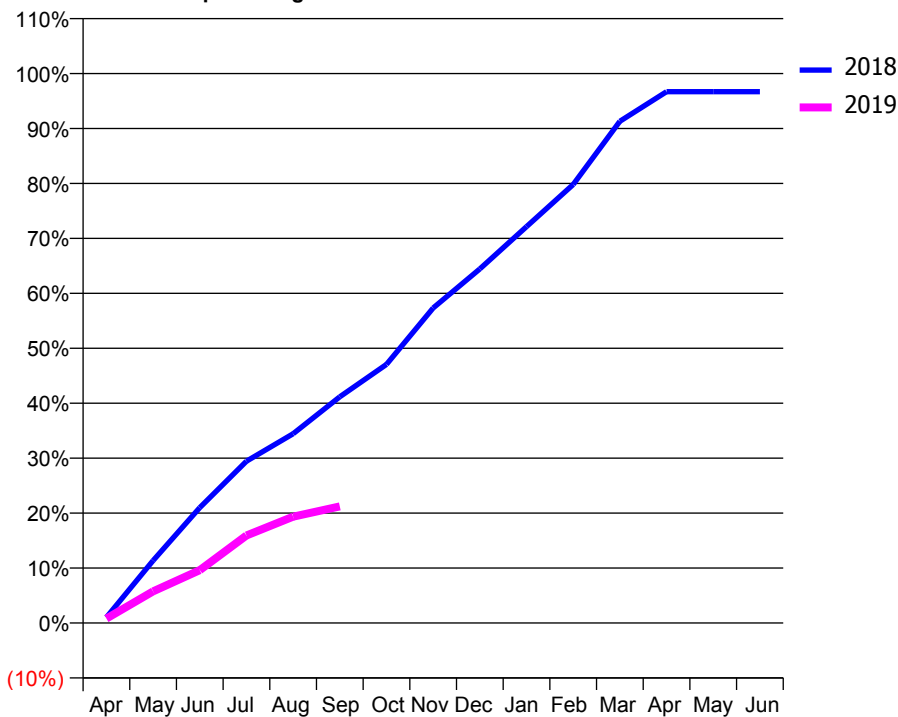
### ACCESS\*

Patients seen in 24 months	Total	Change since previous quarter
Quarter ending September 2017	462	
Quarter ending December 2017	501	↑
Quarter ending March 2018	554	↑
Quarter ending June 2018	592	↑
Quarter ending September 2018	637	↑
<b>Variance since September 2017</b>	<b>37.9%</b>	<b>↑</b>



### ACTIVITY

Cumulative percentage of contracted UDA delivered 2018 & 2019



Month	Adjusted Scheduled Activity (UDA)	
	2018	2019
April	24	33
May	262	230
June	483	385
July	677	638
August	792	774
September	947	849
October	1,082	
November	1,319	
December	1,482	
January	1,659	
February	1,836	
March	2,100	
April	2,224	
May	2,224	
June	2,224	

### QUALITY

	Quantity	Base Number	Contract	AT	Region	England
% of FP17s for the same patient ID Re-attending within 3 months - Children	9	170	5.3%	9.8%	11.4%	11.6%
% of FP17s for the same patient ID Re-attending within 3 months - Adults	58	302	19.2%	13.2%	15.0%	15.5%
% of FP17s for the same patient ID Re-attending between 3 & 9 months - Children	70	170	41.2%	60.9%	59.9%	58.8%
% of FP17s for the same patient ID Re-attending between 3 & 9 months - Adults	173	302	57.3%	55.1%	52.0%	51.1%
% of FP17s for Band 1 Urgent Courses	35	424	8.3%	7.2%	8.0%	9.0%
% of FP17s Relating to Free Repair or Replacements	5	424	1.2%	0.9%	0.8%	0.8%
% of FP17s Relating to Continuations	6	424	1.4%	1.1%	0.9%	0.9%
% of Patients satisfied with the dentistry they have received	1	2	N/A	93.8%	93.5%	93.3%
% of Patients satisfied with the time they had to wait for an appointment	1	2	N/A	91.1%	89.1%	88.9%

\* This is based on patients treated on this contract for their most recent course of treatment. Figures in italics indicate the base number of FP17s or Patient Questionnaire responses are less than 100. N/A is shown where the base number of responses is less than 10 during the period. % is calculated as Quantity/Base number\*100

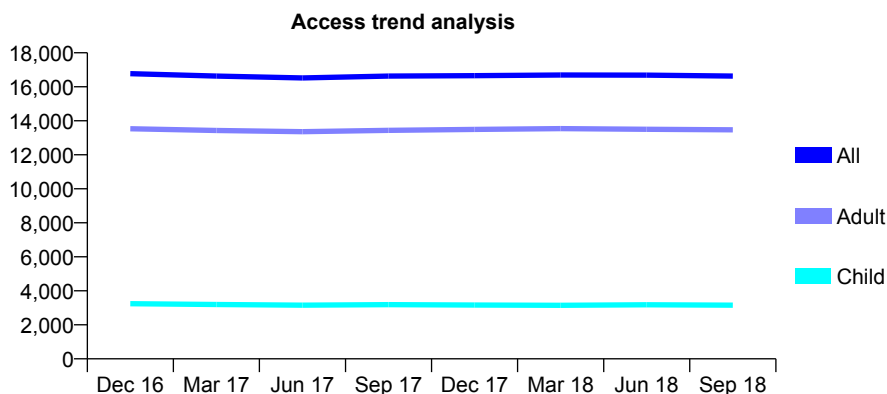
## Q60 - Vital Signs At a Glance Contract Report for 139920/0001 - September 2018

Name or company name	Shelton Dental Centre
Contract type name	GDS Contract
Purpose of contract	General and Orthodontic
Contract start date	01/04/2012
Contract end date	

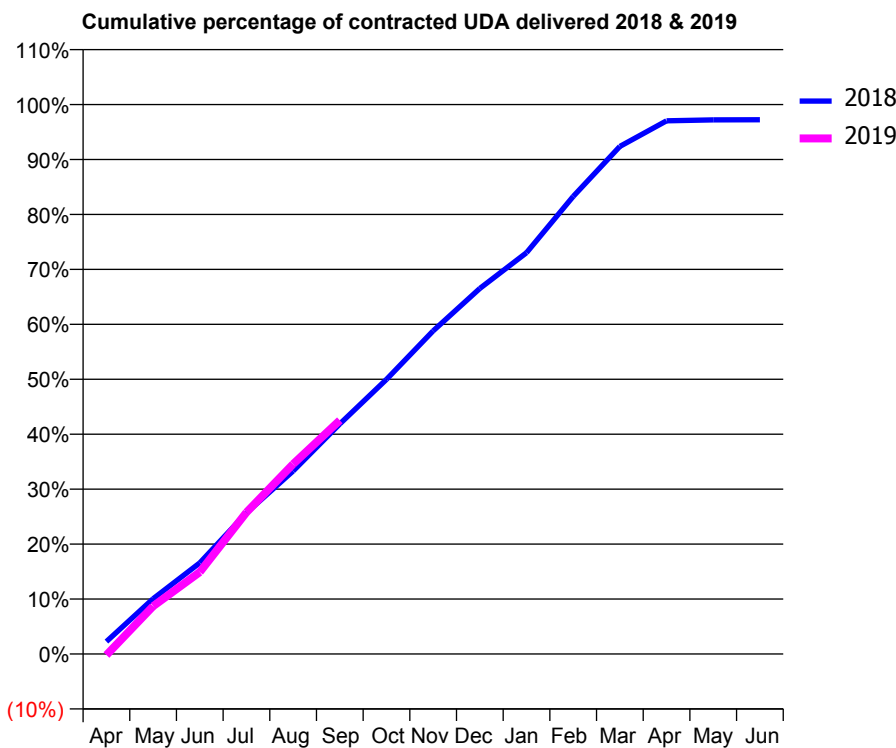
18/19 Contracted general activity (UDA)	47,905
Carry forward general activity (UDA)	1,330
18/19 Contracted orthodontic activity (UOA)	937
Carry forward orthodontic activity (UOA)	0
Baseline contract value	£1,152,203.95

### ACCESS\*

Patients seen in 24 months	Total	Change since previous quarter
Quarter ending September 2017	16,634	
Quarter ending December 2017	16,658	→
Quarter ending March 2018	16,692	→
Quarter ending June 2018	16,683	→
Quarter ending September 2018	16,631	→
<b>Variance since September 2017</b>	<b>(0.0%)</b>	→



### ACTIVITY



Month	Adjusted Scheduled Activity (UDA)	
	2018	2019
April	1,091	-97
May	4,816	4,165
June	7,942	7,146
July	12,302	12,354
August	15,951	16,559
September	20,054	20,368
October	23,942	
November	28,176	
December	31,867	
January	34,991	
February	39,886	
March	44,249	
April	46,486	
May	46,560	
June	46,575	

### QUALITY

	Quantity	Base Number	Contract	AT	Region	England
% of FP17s for the same patient ID Re-attending within 3 months - Children	228	2,651	8.6%	9.8%	11.4%	11.6%
% of FP17s for the same patient ID Re-attending within 3 months - Adults	1,195	10,769	11.1%	13.2%	15.0%	15.5%
% of FP17s for the same patient ID Re-attending between 3 & 9 months - Children	1,666	2,651	62.8%	60.9%	59.9%	58.8%
% of FP17s for the same patient ID Re-attending between 3 & 9 months - Adults	7,281	10,769	67.6%	55.1%	52.0%	51.1%
% of FP17s for Band 1 Urgent Courses	652	12,212	5.3%	7.2%	8.0%	9.0%
% of FP17s Relating to Free Repair or Replacements	68	12,212	0.6%	0.9%	0.8%	0.8%
% of FP17s Relating to Continuations	188	12,212	1.5%	1.1%	0.9%	0.9%
% of Patients satisfied with the dentistry they have received	16	18	88.9%	93.8%	93.5%	93.3%
% of Patients satisfied with the time they had to wait for an appointment	18	18	100.0%	91.1%	89.1%	88.9%

\* This is based on patients treated on this contract for their most recent course of treatment. Figures in italics indicate the base number of FP17s or Patient Questionnaire responses are less than 100. N/A is shown where the base number of responses is less than 10 during the period. % is calculated as Quantity/Base number\*100

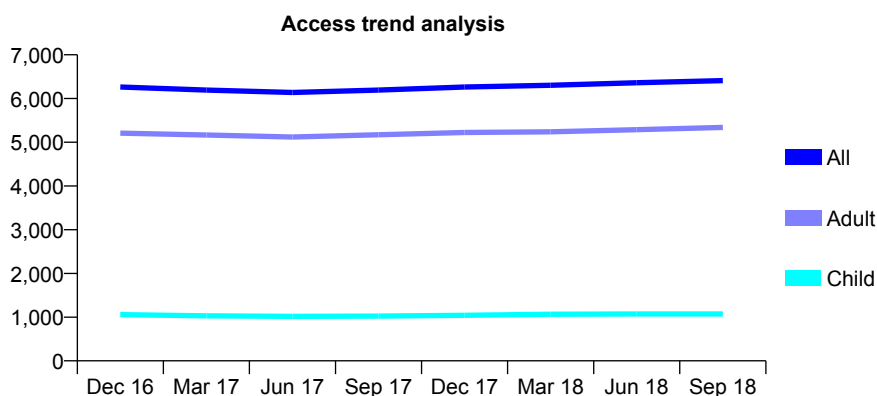
## Q60 - Vital Signs At a Glance Contract Report for 140015/0001 - September 2018

Name or company name	Shropshire Dental Limited
Contract type name	GDS Contract
Purpose of contract	General and Orthodontic
Contract start date	01/10/2014
Contract end date	

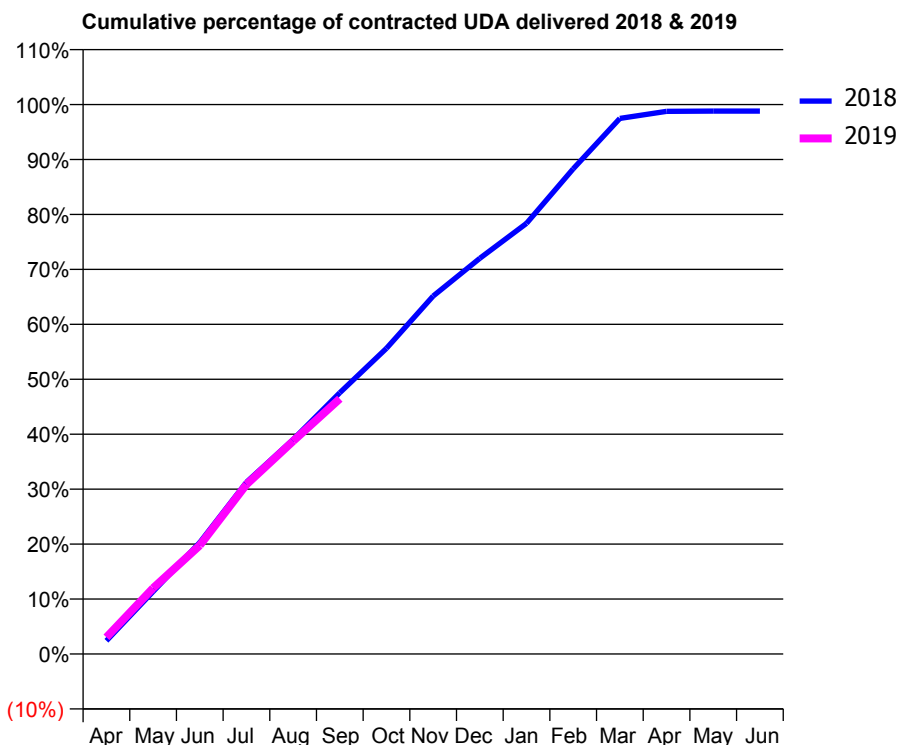
18/19 Contracted general activity (UDA)	16,278
Carry forward general activity (UDA)	185
18/19 Contracted orthodontic activity (UOA)	981
Carry forward orthodontic activity (UOA)	6
Baseline contract value	£465,581.31

### ACCESS\*

Patients seen in 24 months	Total	Change since previous quarter
Quarter ending September 2017	6,194	
Quarter ending December 2017	6,263	→
Quarter ending March 2018	6,304	→
Quarter ending June 2018	6,360	→
Quarter ending September 2018	6,410	→
<b>Variance since September 2017</b>	<b>3.5%</b>	<b>↑</b>



### ACTIVITY



Month	Adjusted Scheduled Activity (UDA)	
	2018	2019
April	369	495
May	1,737	1,954
June	3,101	3,216
July	4,776	5,021
August	5,963	6,307
September	7,266	7,564
October	8,500	
November	9,953	
December	11,002	
January	11,974	
February	13,490	
March	14,892	
April	15,087	
May	15,093	
June	15,093	

### QUALITY

	Quantity	Base Number	Contract	AT	Region	England
% of FP17s for the same patient ID Re-attending within 3 months - Children	66	836	7.9%	9.8%	11.4%	11.6%
% of FP17s for the same patient ID Re-attending within 3 months - Adults	217	3,571	6.1%	13.2%	15.0%	15.5%
% of FP17s for the same patient ID Re-attending between 3 & 9 months - Children	507	836	60.6%	60.9%	59.9%	58.8%
% of FP17s for the same patient ID Re-attending between 3 & 9 months - Adults	2,130	3,571	59.6%	55.1%	52.0%	51.1%
% of FP17s for Band 1 Urgent Courses	137	4,194	3.3%	7.2%	8.0%	9.0%
% of FP17s Relating to Free Repair or Replacements	7	4,194	0.2%	0.9%	0.8%	0.8%
% of FP17s Relating to Continuations	0	4,194	0.0%	1.1%	0.9%	0.9%
% of Patients satisfied with the dentistry they have received	11	11	100.0%	93.8%	93.5%	93.3%
% of Patients satisfied with the time they had to wait for an appointment	10	11	90.9%	91.1%	89.1%	88.9%

\* This is based on patients treated on this contract for their most recent course of treatment. Figures in italics indicate the base number of FP17s or Patient Questionnaire responses are less than 100. N/A is shown where the base number of responses is less than 10 during the period. % is calculated as Quantity/Base number\*100

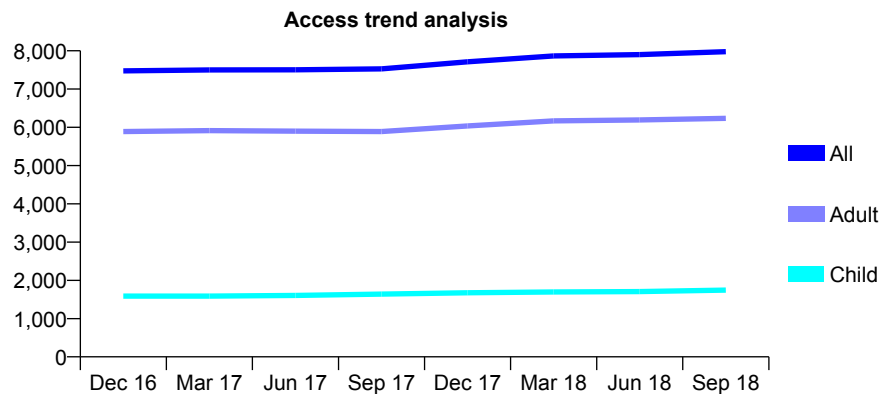
## Q60 - Vital Signs At a Glance Contract Report for 140015/0002 - September 2018

Name or company name	Shropshire Dental Limited
Contract type name	GDS Contract
Purpose of contract	General
Contract start date	01/10/2014
Contract end date	

18/19 Contracted general activity (UDA)	18,421
Carry forward general activity (UDA)	-368
18/19 Contracted orthodontic activity (UOA)	0
Carry forward orthodontic activity (UOA)	0
Baseline contract value	£566,644.29

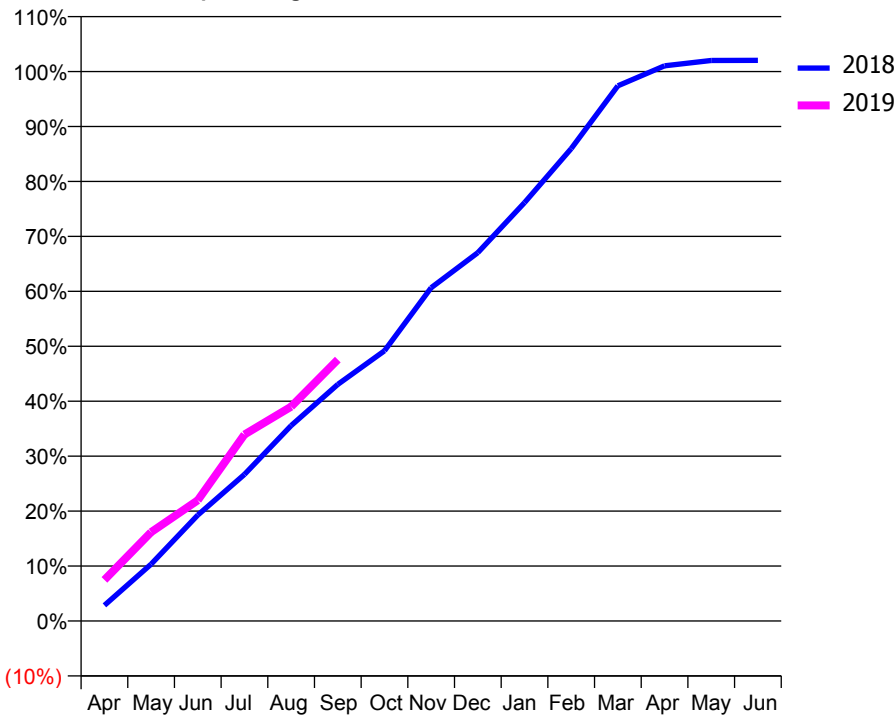
### ACCESS\*

Patients seen in 24 months	Total	Change since previous quarter
Quarter ending September 2017	7,527	
Quarter ending December 2017	7,712	↑
Quarter ending March 2018	7,865	→
Quarter ending June 2018	7,900	→
Quarter ending September 2018	7,978	→
<b>Variance since September 2017</b>	<b>6.0%</b>	<b>↑</b>



### ACTIVITY

Cumulative percentage of contracted UDA delivered 2018 & 2019



Month	Adjusted Scheduled Activity (UDA)	
	2018	2019
April	523	1,379
May	1,905	2,980
June	3,549	4,046
July	4,917	6,254
August	6,550	7,188
September	7,932	8,762
October	9,058	
November	11,172	
December	12,348	
January	14,023	
February	15,837	
March	17,941	
April	18,613	
May	18,791	
June	18,796	

### QUALITY

	Quantity	Base Number	Contract	AT	Region	England
% of FP17s for the same patient ID Re-attending within 3 months - Children	32	1,280	2.5%	9.8%	11.4%	11.6%
% of FP17s for the same patient ID Re-attending within 3 months - Adults	259	4,386	5.9%	13.2%	15.0%	15.5%
% of FP17s for the same patient ID Re-attending between 3 & 9 months - Children	769	1,280	60.1%	60.9%	59.9%	58.8%
% of FP17s for the same patient ID Re-attending between 3 & 9 months - Adults	2,836	4,386	64.7%	55.1%	52.0%	51.1%
% of FP17s for Band 1 Urgent Courses	149	5,097	2.9%	7.2%	8.0%	9.0%
% of FP17s Relating to Free Repair or Replacements	9	5,097	0.2%	0.9%	0.8%	0.8%
% of FP17s Relating to Continuations	12	5,097	0.2%	1.1%	0.9%	0.9%
% of Patients satisfied with the dentistry they have received	14	15	93.3%	93.8%	93.5%	93.3%
% of Patients satisfied with the time they had to wait for an appointment	13	15	86.7%	91.1%	89.1%	88.9%

\* This is based on patients treated on this contract for their most recent course of treatment. Figures in italics indicate the base number of FP17s or Patient Questionnaire responses are less than 100. N/A is shown where the base number of responses is less than 10 during the period. % is calculated as Quantity/Base number\*100



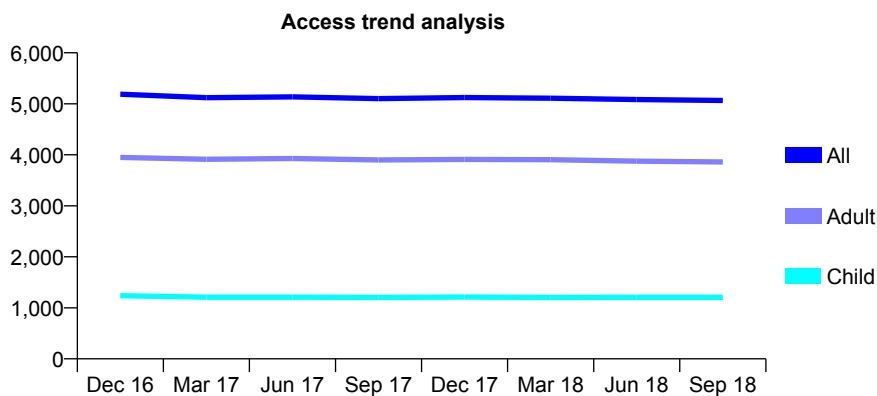
## Q60 - Vital Signs At a Glance Contract Report for 140392/0001 - September 2018

Name or company name	Regency House Dental Practice Ltd
Contract type name	GDS Contract
Purpose of contract	General and Orthodontic
Contract start date	01/04/2008
Contract end date	

18/19 Contracted general activity (UDA)	16,694
Carry forward general activity (UDA)	577
18/19 Contracted orthodontic activity (UOA)	1,001
Carry forward orthodontic activity (UOA)	4
Baseline contract value	£505,887.13

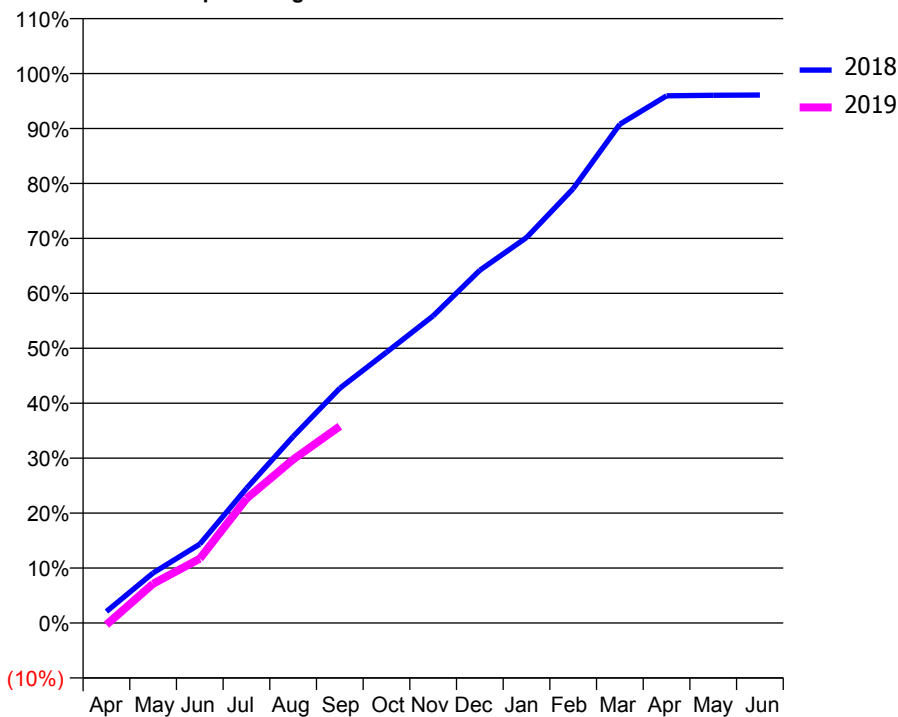
### ACCESS\*

Patients seen in 24 months	Total	Change since previous quarter
Quarter ending September 2017	5,103	
Quarter ending December 2017	5,122	→
Quarter ending March 2018	5,109	→
Quarter ending June 2018	5,083	→
Quarter ending September 2018	5,065	→
<b>Variance since September 2017</b>	<b>(0.7%)</b>	→



### ACTIVITY

Cumulative percentage of contracted UDA delivered 2018 & 2019



Month	Adjusted Scheduled Activity (UDA)	
	2018	2019
April	308	-55
May	1,337	1,194
June	2,108	1,954
July	3,600	3,778
August	4,986	4,968
September	6,276	5,978
October	7,241	
November	8,212	
December	9,434	
January	10,306	
February	11,616	
March	13,339	
April	14,097	
May	14,111	
June	14,117	

### QUALITY

	Quantity	Base Number	Contract	AT	Region	England
% of FP17s for the same patient ID Re-attending within 3 months - Children	120	1,066	11.3%	9.8%	11.4%	11.6%
% of FP17s for the same patient ID Re-attending within 3 months - Adults	450	2,737	16.4%	13.2%	15.0%	15.5%
% of FP17s for the same patient ID Re-attending between 3 & 9 months - Children	661	1,066	62.0%	60.9%	59.9%	58.8%
% of FP17s for the same patient ID Re-attending between 3 & 9 months - Adults	1,331	2,737	48.6%	55.1%	52.0%	51.1%
% of FP17s for Band 1 Urgent Courses	267	3,394	7.9%	7.2%	8.0%	9.0%
% of FP17s Relating to Free Repair or Replacements	55	3,394	1.6%	0.9%	0.8%	0.8%
% of FP17s Relating to Continuations	35	3,394	1.0%	1.1%	0.9%	0.9%
% of Patients satisfied with the dentistry they have received	7	8	N/A	93.8%	93.5%	93.3%
% of Patients satisfied with the time they had to wait for an appointment	8	8	N/A	91.1%	89.1%	88.9%

\* This is based on patients treated on this contract for their most recent course of treatment. Figures in italics indicate the base number of FP17s or Patient Questionnaire responses are less than 100. N/A is shown where the base number of responses is less than 10 during the period. % is calculated as Quantity/Base number\*100

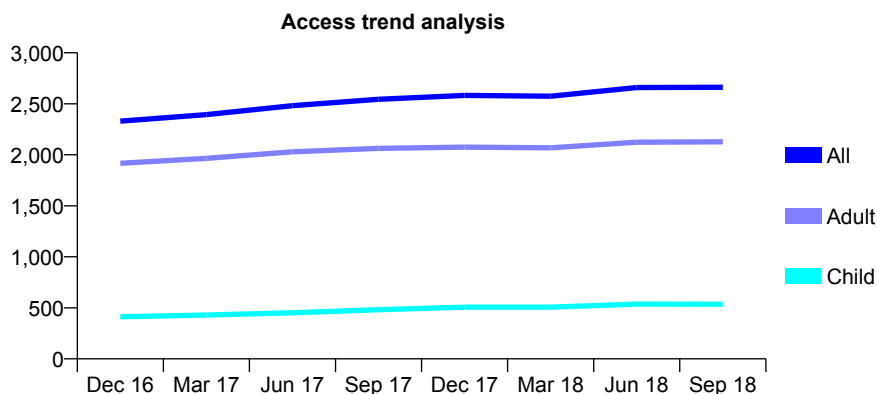
## Q60 - Vital Signs At a Glance Contract Report for 140953/0001 - September 2018

Name or company name	Bayston Hill Dental Practice
Contract type name	GDS Contract
Purpose of contract	General
Contract start date	01/07/2013
Contract end date	

18/19 Contracted general activity (UDA)	6,900
Carry forward general activity (UDA)	93
18/19 Contracted orthodontic activity (UOA)	0
Carry forward orthodontic activity (UOA)	0
Baseline contract value	£225,252.88

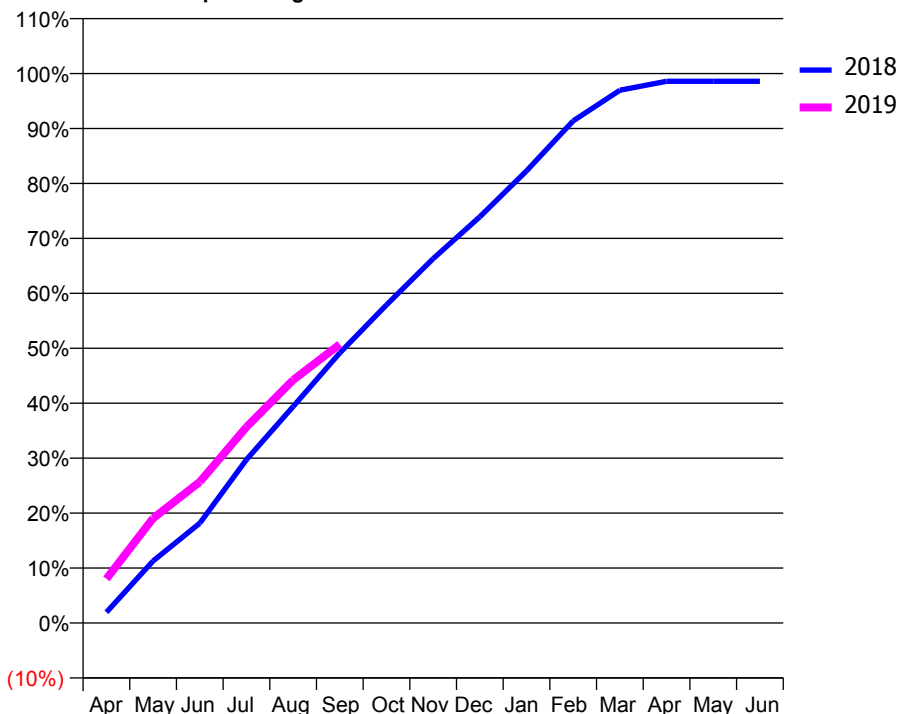
### ACCESS\*

Patients seen in 24 months	Total	Change since previous quarter
Quarter ending September 2017	2,545	
Quarter ending December 2017	2,582	→
Quarter ending March 2018	2,575	→
Quarter ending June 2018	2,660	↑
Quarter ending September 2018	2,662	→
<b>Variance since September 2017</b>	<b>4.6%</b>	<b>↑</b>



### ACTIVITY

Cumulative percentage of contracted UDA delivered 2018 & 2019



Month	Adjusted Scheduled Activity (UDA)	
	2018	2019
April	128	555
May	740	1,316
June	1,190	1,773
July	1,948	2,460
August	2,581	3,052
September	3,220	3,500
October	3,791	
November	4,343	
December	4,842	
January	5,389	
February	5,986	
March	6,351	
April	6,458	
May	6,457	
June	6,457	

### QUALITY

	Quantity	Base Number	Contract	AT	Region	England
% of FP17s for the same patient ID Re-attending within 3 months - Children	39	477	8.2%	9.8%	11.4%	11.6%
% of FP17s for the same patient ID Re-attending within 3 months - Adults	165	1,641	10.1%	13.2%	15.0%	15.5%
% of FP17s for the same patient ID Re-attending between 3 & 9 months - Children	311	477	65.2%	60.9%	59.9%	58.8%
% of FP17s for the same patient ID Re-attending between 3 & 9 months - Adults	1,032	1,641	62.9%	55.1%	52.0%	51.1%
% of FP17s for Band 1 Urgent Courses	52	2,055	2.5%	7.2%	8.0%	9.0%
% of FP17s Relating to Free Repair or Replacements	14	2,055	0.7%	0.9%	0.8%	0.8%
% of FP17s Relating to Continuations	12	2,055	0.6%	1.1%	0.9%	0.9%
% of Patients satisfied with the dentistry they have received	4	5	N/A	93.8%	93.5%	93.3%
% of Patients satisfied with the time they had to wait for an appointment	5	5	N/A	91.1%	89.1%	88.9%

\* This is based on patients treated on this contract for their most recent course of treatment. Figures in italics indicate the base number of FP17s or Patient Questionnaire responses are less than 100. N/A is shown where the base number of responses is less than 10 during the period. % is calculated as Quantity/Base number\*100

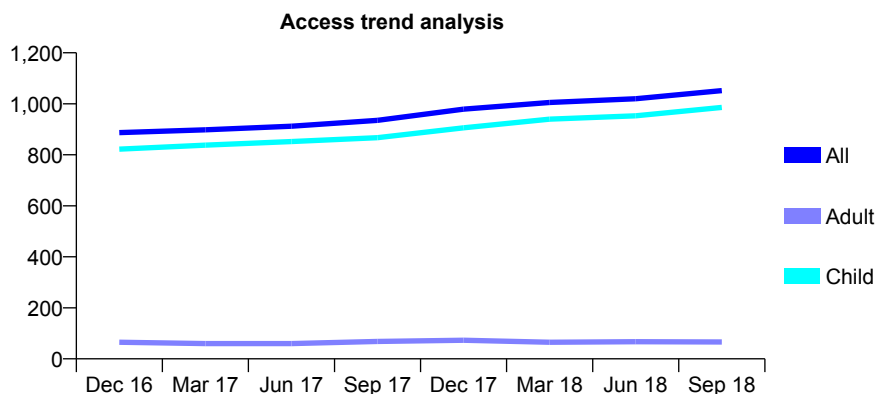
## Q60 - Vital Signs At a Glance Contract Report for 141585/0001 - September 2018

Name or company name	Shifnal Dental Practice
Contract type name	GDS Contract
Purpose of contract	General
Contract start date	01/06/2008
Contract end date	

18/19 Contracted general activity (UDA)	2,010
Carry forward general activity (UDA)	0
18/19 Contracted orthodontic activity (UOA)	0
Carry forward orthodontic activity (UOA)	0
Baseline contract value	£42,210.41

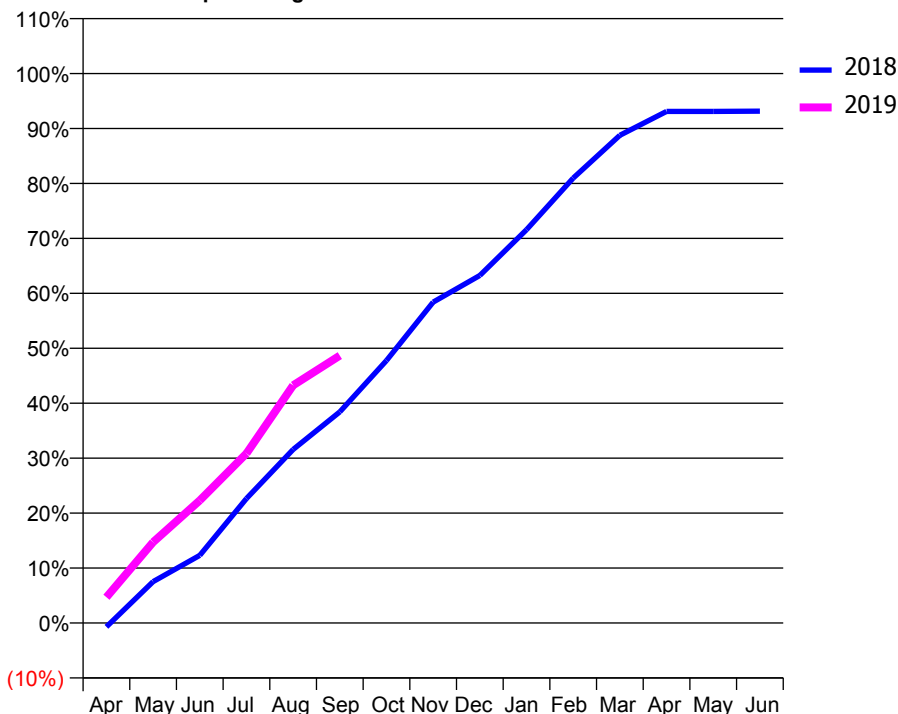
### ACCESS\*

Patients seen in 24 months	Total	Change since previous quarter
Quarter ending September 2017	935	
Quarter ending December 2017	979	↑
Quarter ending March 2018	1,005	↑
Quarter ending June 2018	1,020	→
Quarter ending September 2018	1,052	↑
<b>Variance since September 2017</b>	<b>12.5%</b>	<b>↑</b>



### ACTIVITY

Cumulative percentage of contracted UDA delivered 2018 & 2019



Month	Adjusted Scheduled Activity (UDA)	
	2018	2019
April	-15	95
May	151	296
June	248	449
July	455	620
August	635	870
September	772	978
October	960	
November	1,174	
December	1,271	
January	1,439	
February	1,627	
March	1,784	
April	1,871	
May	1,871	
June	1,872	

### QUALITY

	Quantity	Base Number	Contract	AT	Region	England
% of FP17s for the same patient ID Re-attending within 3 months - Children	74	838	8.8%	9.8%	11.4%	11.6%
% of FP17s for the same patient ID Re-attending within 3 months - Adults	0	0	N/A	13.2%	15.0%	15.5%
% of FP17s for the same patient ID Re-attending between 3 & 9 months - Children	552	838	65.9%	60.9%	59.9%	58.8%
% of FP17s for the same patient ID Re-attending between 3 & 9 months - Adults	0	0	N/A	55.1%	52.0%	51.1%
% of FP17s for Band 1 Urgent Courses	32	777	4.1%	7.2%	8.0%	9.0%
% of FP17s Relating to Free Repair or Replacements	4	777	0.5%	0.9%	0.8%	0.8%
% of FP17s Relating to Continuations	0	777	0.0%	1.1%	0.9%	0.9%
% of Patients satisfied with the dentistry they have received	5	5	N/A	93.8%	93.5%	93.3%
% of Patients satisfied with the time they had to wait for an appointment	4	5	N/A	91.1%	89.1%	88.9%

\* This is based on patients treated on this contract for their most recent course of treatment. Figures in italics indicate the base number of FP17s or Patient Questionnaire responses are less than 100. N/A is shown where the base number of responses is less than 10 during the period. % is calculated as Quantity/Base number\*100

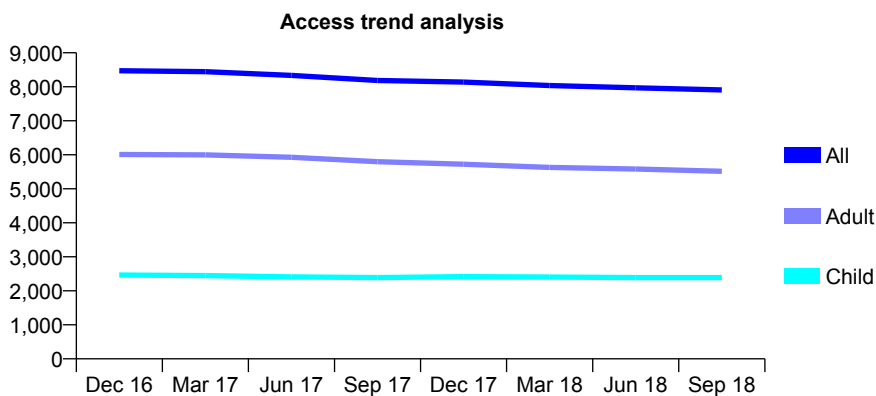
## Q60 - Vital Signs At a Glance Contract Report for 142425/0001 - September 2018

Name or company name	Waterloo Dental Practice
Contract type name	GDS Contract
Purpose of contract	General
Contract start date	01/04/2013
Contract end date	

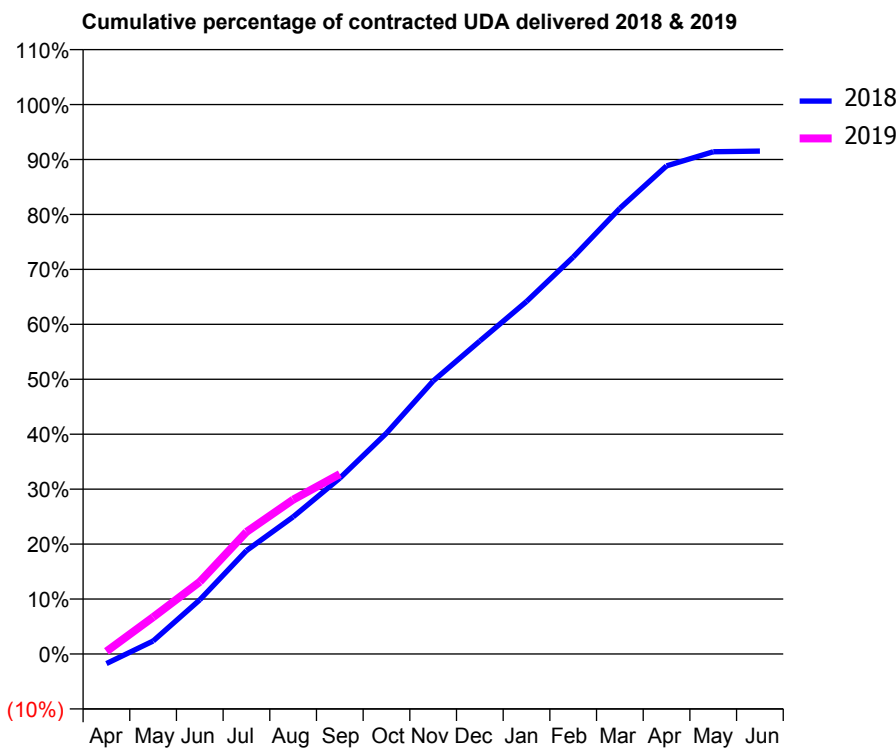
18/19 Contracted general activity (UDA)	25,316
Carry forward general activity (UDA)	0
18/19 Contracted orthodontic activity (UOA)	0
Carry forward orthodontic activity (UOA)	0
Baseline contract value	£702,876.09

### ACCESS\*

Patients seen in 24 months	Total	Change since previous quarter
Quarter ending September 2017	8,188	
Quarter ending December 2017	8,140	→
Quarter ending March 2018	8,038	↓
Quarter ending June 2018	7,971	→
Quarter ending September 2018	7,909	→
<b>Variance since September 2017</b>	<b>(3.4%)</b>	<b>↓</b>



### ACTIVITY



Month	Adjusted Scheduled Activity (UDA)	
	2018	2019
April	-448	119
May	602	1,697
June	2,499	3,328
July	4,762	5,625
August	6,317	7,112
September	8,100	8,292
October	10,174	
November	12,577	
December	14,423	
January	16,241	
February	18,286	
March	20,532	
April	22,491	
May	23,139	
June	23,173	

### QUALITY

	Quantity	Base Number	Contract	AT	Region	England
% of FP17s for the same patient ID Re-attending within 3 months - Children	89	1,501	5.9%	9.8%	11.4%	11.6%
% of FP17s for the same patient ID Re-attending within 3 months - Adults	477	3,691	12.9%	13.2%	15.0%	15.5%
% of FP17s for the same patient ID Re-attending between 3 & 9 months - Children	892	1,501	59.4%	60.9%	59.9%	58.8%
% of FP17s for the same patient ID Re-attending between 3 & 9 months - Adults	2,258	3,691	61.2%	55.1%	52.0%	51.1%
% of FP17s for Band 1 Urgent Courses	151	4,062	3.7%	7.2%	8.0%	9.0%
% of FP17s Relating to Free Repair or Replacements	49	4,062	1.2%	0.9%	0.8%	0.8%
% of FP17s Relating to Continuations	82	4,062	2.0%	1.1%	0.9%	0.9%
% of Patients satisfied with the dentistry they have received	10	10	100.0%	93.8%	93.5%	93.3%
% of Patients satisfied with the time they had to wait for an appointment	9	10	90.0%	91.1%	89.1%	88.9%

\* This is based on patients treated on this contract for their most recent course of treatment. Figures in italics indicate the base number of FP17s or Patient Questionnaire responses are less than 100. N/A is shown where the base number of responses is less than 10 during the period. % is calculated as Quantity/Base number\*100

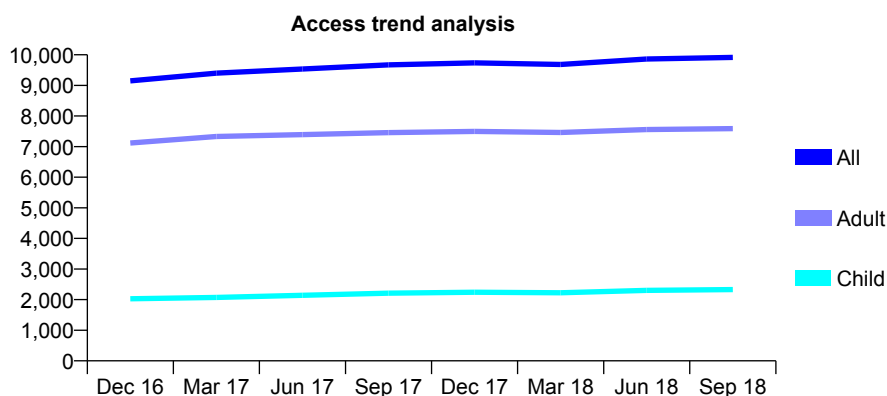
## Q60 - Vital Signs At a Glance Contract Report for 143049/0001 - September 2018

Name or company name	Stirchley Dental Practice
Contract type name	GDS Contract
Purpose of contract	General
Contract start date	01/04/2008
Contract end date	

18/19 Contracted general activity (UDA)	41,071
Carry forward general activity (UDA)	0
18/19 Contracted orthodontic activity (UOA)	0
Carry forward orthodontic activity (UOA)	0
Baseline contract value	£1,165,451.80

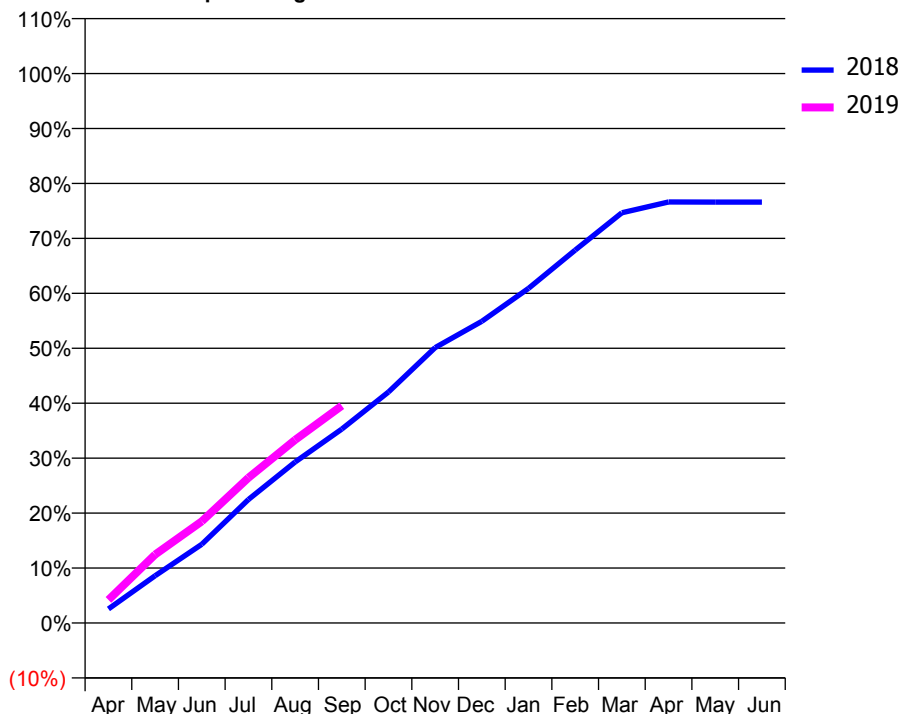
### ACCESS\*

Patients seen in 24 months	Total	Change since previous quarter
Quarter ending September 2017	9,669	
Quarter ending December 2017	9,737	→
Quarter ending March 2018	9,683	→
Quarter ending June 2018	9,862	→
Quarter ending September 2018	9,914	→
<b>Variance since September 2017</b>	<b>2.5%</b>	<b>↑</b>



### ACTIVITY

Cumulative percentage of contracted UDA delivered 2018 & 2019



Month	Adjusted Scheduled Activity (UDA)	
	2018	2019
April	1,048	1,727
May	3,532	5,115
June	5,882	7,595
July	9,231	10,854
August	12,037	13,689
September	14,500	16,245
October	17,268	
November	20,590	
December	22,552	
January	25,016	
February	27,876	
March	30,667	
April	31,467	
May	31,460	
June	31,459	

### QUALITY

	Quantity	Base Number	Contract	AT	Region	England
% of FP17s for the same patient ID Re-attending within 3 months - Children	150	1,903	7.9%	9.8%	11.4%	11.6%
% of FP17s for the same patient ID Re-attending within 3 months - Adults	937	5,870	16.0%	13.2%	15.0%	15.5%
% of FP17s for the same patient ID Re-attending between 3 & 9 months - Children	1,086	1,903	57.1%	60.9%	59.9%	58.8%
% of FP17s for the same patient ID Re-attending between 3 & 9 months - Adults	3,142	5,870	53.5%	55.1%	52.0%	51.1%
% of FP17s for Band 1 Urgent Courses	625	7,432	8.4%	7.2%	8.0%	9.0%
% of FP17s Relating to Free Repair or Replacements	216	7,432	2.9%	0.9%	0.8%	0.8%
% of FP17s Relating to Continuations	167	7,432	2.2%	1.1%	0.9%	0.9%
% of Patients satisfied with the dentistry they have received	6	8	N/A	93.8%	93.5%	93.3%
% of Patients satisfied with the time they had to wait for an appointment	7	8	N/A	91.1%	89.1%	88.9%

\* This is based on patients treated on this contract for their most recent course of treatment. Figures in italics indicate the base number of FP17s or Patient Questionnaire responses are less than 100. N/A is shown where the base number of responses is less than 10 during the period. % is calculated as Quantity/Base number\*100

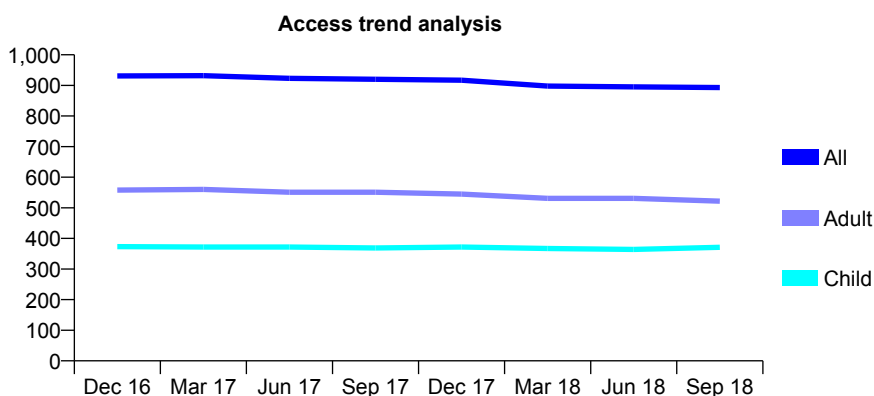
## Q60 - Vital Signs At a Glance Contract Report for 144991/0001 - September 2018

Name or company name	Sue Meredith / Aquil Rajabali
Contract type name	GDS Contract
Purpose of contract	General
Contract start date	01/04/2013
Contract end date	

18/19 Contracted general activity (UDA)	2,731
Carry forward general activity (UDA)	33
18/19 Contracted orthodontic activity (UOA)	0
Carry forward orthodontic activity (UOA)	0
Baseline contract value	£63,063.20

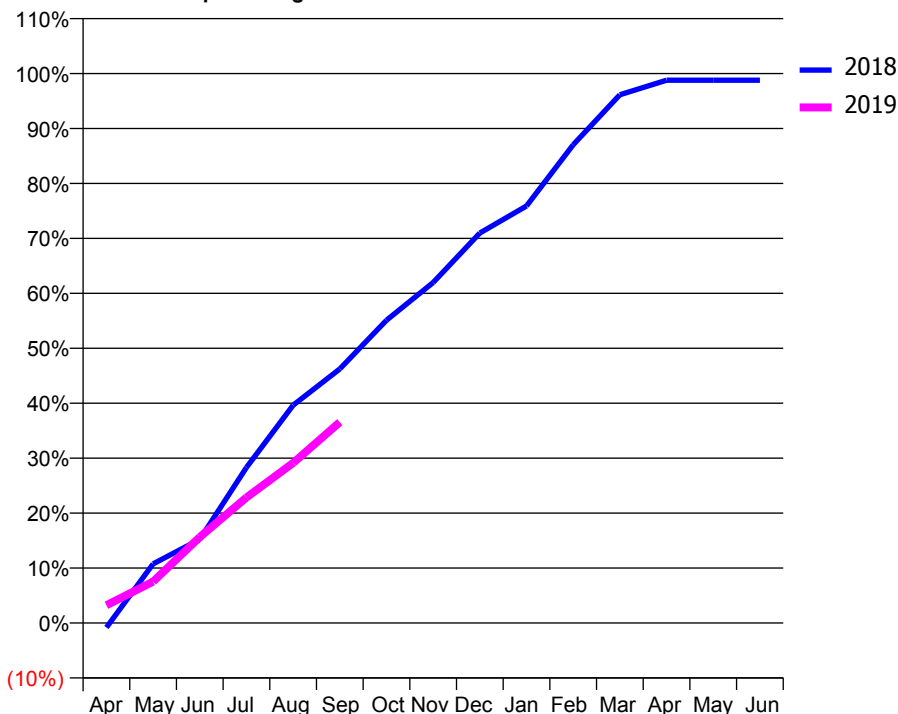
### ACCESS\*

Patients seen in 24 months	Total	Change since previous quarter
Quarter ending September 2017	920	
Quarter ending December 2017	917	→
Quarter ending March 2018	898	↓
Quarter ending June 2018	895	→
Quarter ending September 2018	893	→
<b>Variance since September 2017</b>	<b>(2.9%)</b>	<b>↓</b>



### ACTIVITY

Cumulative percentage of contracted UDA delivered 2018 & 2019



Adjusted Scheduled Activity (UDA)

Month	2018	2019
April	-23	88
May	294	206
June	416	427
July	773	624
August	1,083	795
September	1,263	998
October	1,505	
November	1,692	
December	1,938	
January	2,073	
February	2,377	
March	2,625	
April	2,698	
May	2,698	
June	2,698	

### QUALITY

	Quantity	Base Number	Contract	AT	Region	England
% of FP17s for the same patient ID Re-attending within 3 months - Children	23	266	8.6%	9.8%	11.4%	11.6%
% of FP17s for the same patient ID Re-attending within 3 months - Adults	17	267	6.4%	13.2%	15.0%	15.5%
% of FP17s for the same patient ID Re-attending between 3 & 9 months - Children	172	266	64.7%	60.9%	59.9%	58.8%
% of FP17s for the same patient ID Re-attending between 3 & 9 months - Adults	156	267	58.4%	55.1%	52.0%	51.1%
% of FP17s for Band 1 Urgent Courses	12	507	2.4%	7.2%	8.0%	9.0%
% of FP17s Relating to Free Repair or Replacements	0	507	0.0%	0.9%	0.8%	0.8%
% of FP17s Relating to Continuations	0	507	0.0%	1.1%	0.9%	0.9%
% of Patients satisfied with the dentistry they have received	0	0	N/A	93.8%	93.5%	93.3%
% of Patients satisfied with the time they had to wait for an appointment	0	0	N/A	91.1%	89.1%	88.9%

\* This is based on patients treated on this contract for their most recent course of treatment. Figures in italics indicate the base number of FP17s or Patient Questionnaire responses are less than 100. N/A is shown where the base number of responses is less than 10 during the period. % is calculated as Quantity/Base number\*100

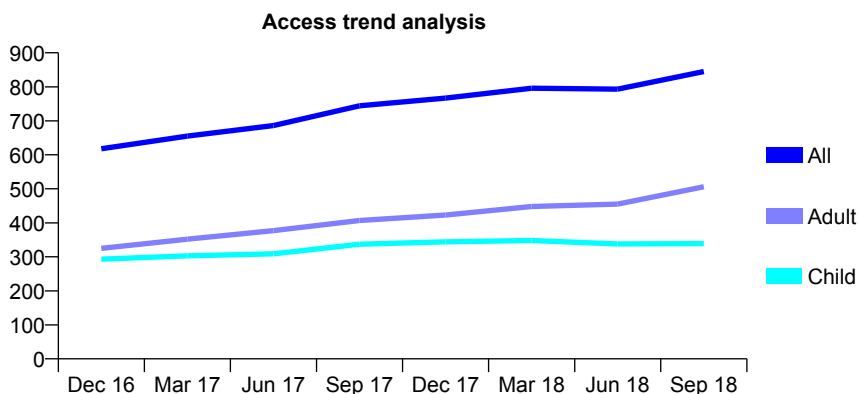
## Q60 - Vital Signs At a Glance Contract Report for 145947/0001 - September 2018

Name or company name	Eccleshall Dental Clinic
Contract type name	GDS Contract
Purpose of contract	General
Contract start date	08/01/2015
Contract end date	

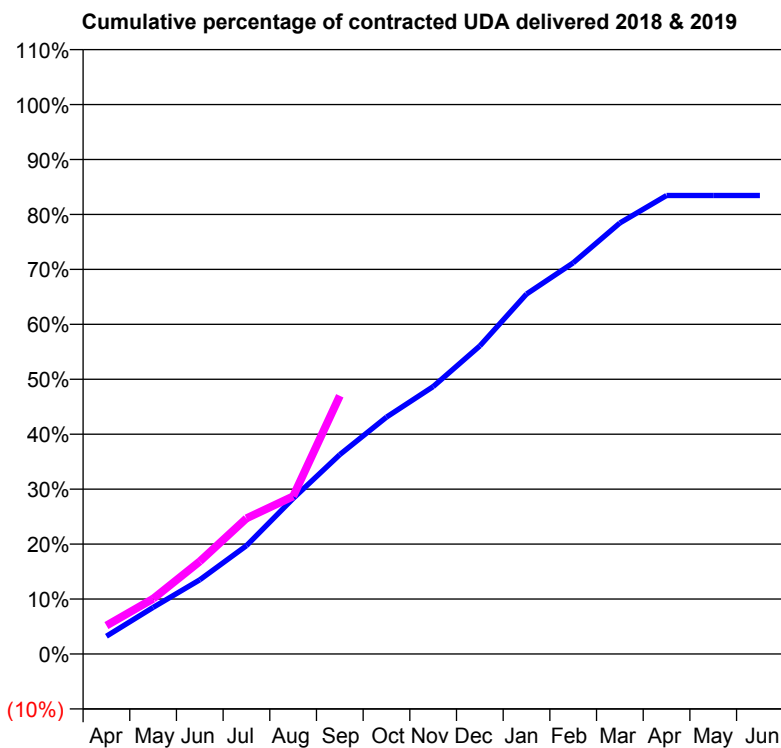
18/19 Contracted general activity (UDA)	2,058
Carry forward general activity (UDA)	0
18/19 Contracted orthodontic activity (UOA)	0
Carry forward orthodontic activity (UOA)	0
Baseline contract value	£46,296.32

### ACCESS\*

Patients seen in 24 months	Total	Change since previous quarter
Quarter ending September 2017	744	
Quarter ending December 2017	767	↑
Quarter ending March 2018	796	↑
Quarter ending June 2018	793	→
Quarter ending September 2018	845	↑
<b>Variance since September 2017</b>	<b>13.6%</b>	<b>↑</b>



### ACTIVITY



Adjusted Scheduled Activity (UDA)		
Month	2018	2019
April	67	106
May	175	207
June	278	347
July	406	508
August	583	590
September	747	967
October	887	
November	1,002	
December	1,154	
January	1,348	
February	1,465	
March	1,614	
April	1,717	
May	1,717	
June	1,717	

### QUALITY

	Quantity	Base Number	Contract	AT	Region	England
% of FP17s for the same patient ID Re-attending within 3 months - Children	23	203	11.3%	9.8%	11.4%	11.6%
% of FP17s for the same patient ID Re-attending within 3 months - Adults	63	334	18.9%	13.2%	15.0%	15.5%
% of FP17s for the same patient ID Re-attending between 3 & 9 months - Children	98	203	48.3%	60.9%	59.9%	58.8%
% of FP17s for the same patient ID Re-attending between 3 & 9 months - Adults	118	334	35.3%	55.1%	52.0%	51.1%
% of FP17s for Band 1 Urgent Courses	60	492	12.2%	7.2%	8.0%	9.0%
% of FP17s Relating to Free Repair or Replacements	5	492	1.0%	0.9%	0.8%	0.8%
% of FP17s Relating to Continuations	0	492	0.0%	1.1%	0.9%	0.9%
% of Patients satisfied with the dentistry they have received	1	1	N/A	93.8%	93.5%	93.3%
% of Patients satisfied with the time they had to wait for an appointment	1	1	N/A	91.1%	89.1%	88.9%

\* This is based on patients treated on this contract for their most recent course of treatment. Figures in italics indicate the base number of FP17s or Patient Questionnaire responses are less than 100. N/A is shown where the base number of responses is less than 10 during the period. % is calculated as Quantity/Base number\*100

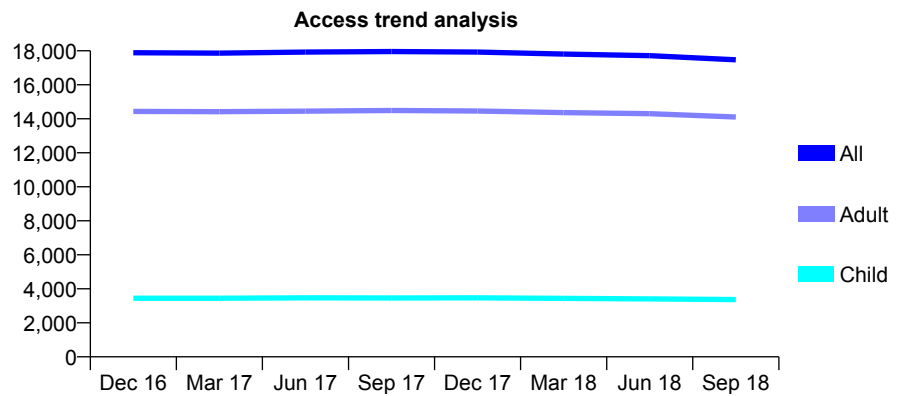
## Q60 - Vital Signs At a Glance Contract Report for 148326/0001 - September 2018

Name or company name	Bore Street Dental Practice Limited
Contract type name	GDS Contract
Purpose of contract	General
Contract start date	01/07/2014
Contract end date	

18/19 Contracted general activity (UDA)	49,250
Carry forward general activity (UDA)	0
18/19 Contracted orthodontic activity (UOA)	0
Carry forward orthodontic activity (UOA)	0
Baseline contract value	£1,128,214.48

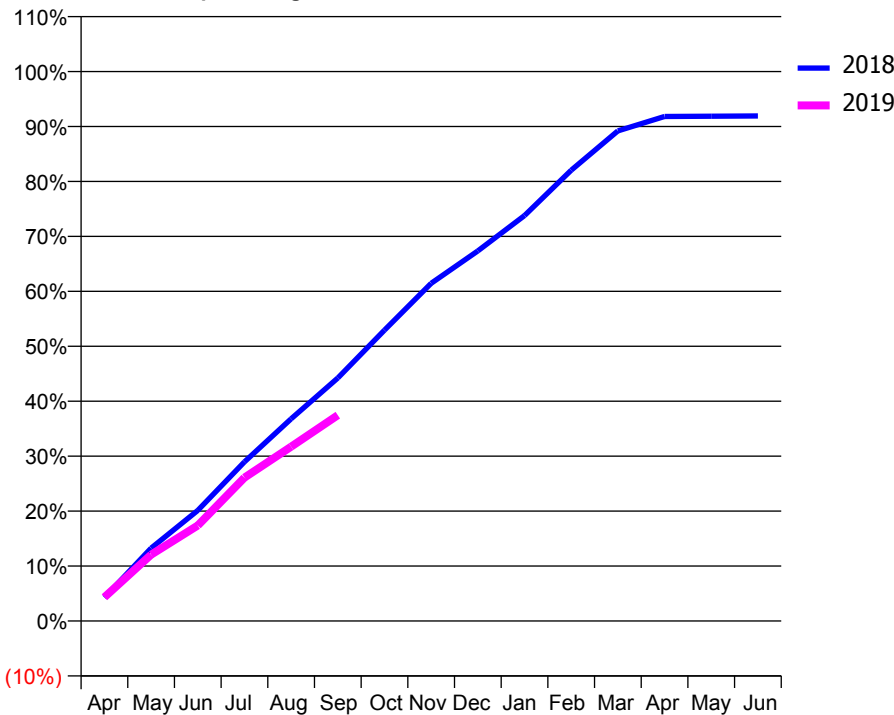
### ACCESS\*

Patients seen in 24 months	Total	Change since previous quarter
Quarter ending September 2017	17,956	
Quarter ending December 2017	17,925	→
Quarter ending March 2018	17,804	→
Quarter ending June 2018	17,713	→
Quarter ending September 2018	17,468	↓
<b>Variance since September 2017</b>	<b>(2.7%)</b>	<b>↓</b>



### ACTIVITY

Cumulative percentage of contracted UDA delivered 2018 & 2019



Month	Adjusted Scheduled Activity (UDA)	
	2018	2019
April	2,106	2,130
May	6,526	5,944
June	9,916	8,565
July	14,262	12,858
August	18,122	15,628
September	21,783	18,442
October	26,074	
November	30,265	
December	33,174	
January	36,334	
February	40,398	
March	43,933	
April	45,222	
May	45,248	
June	45,269	

### QUALITY

	Quantity	Base Number	Contract	AT	Region	England
% of FP17s for the same patient ID Re-attending within 3 months - Children	108	2,453	4.4%	9.8%	11.4%	11.6%
% of FP17s for the same patient ID Re-attending within 3 months - Adults	1,050	9,537	11.0%	13.2%	15.0%	15.5%
% of FP17s for the same patient ID Re-attending between 3 & 9 months - Children	1,606	2,453	65.5%	60.9%	59.9%	58.8%
% of FP17s for the same patient ID Re-attending between 3 & 9 months - Adults	5,527	9,537	58.0%	55.1%	52.0%	51.1%
% of FP17s for Band 1 Urgent Courses	422	11,178	3.8%	7.2%	8.0%	9.0%
% of FP17s Relating to Free Repair or Replacements	113	11,178	1.0%	0.9%	0.8%	0.8%
% of FP17s Relating to Continuations	235	11,178	2.1%	1.1%	0.9%	0.9%
% of Patients satisfied with the dentistry they have received	6	7	N/A	93.8%	93.5%	93.3%
% of Patients satisfied with the time they had to wait for an appointment	6	7	N/A	91.1%	89.1%	88.9%

\* This is based on patients treated on this contract for their most recent course of treatment. Figures in italics indicate the base number of FP17s or Patient Questionnaire responses are less than 100. N/A is shown where the base number of responses is less than 10 during the period. % is calculated as Quantity/Base number\*100



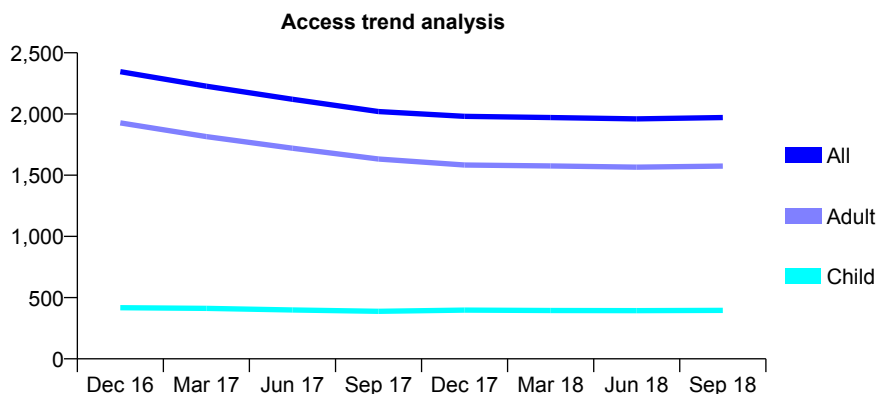
## Q60 - Vital Signs At a Glance Contract Report for 148423/0001 - September 2018

Name or company name	Kinver Dental and Implant Surgery
Contract type name	GDS Contract
Purpose of contract	General and Orthodontic
Contract start date	05/01/2015
Contract end date	

18/19 Contracted general activity (UDA)	7,076
Carry forward general activity (UDA)	5
18/19 Contracted orthodontic activity (UOA)	506
Carry forward orthodontic activity (UOA)	-8
Baseline contract value	£187,975.64

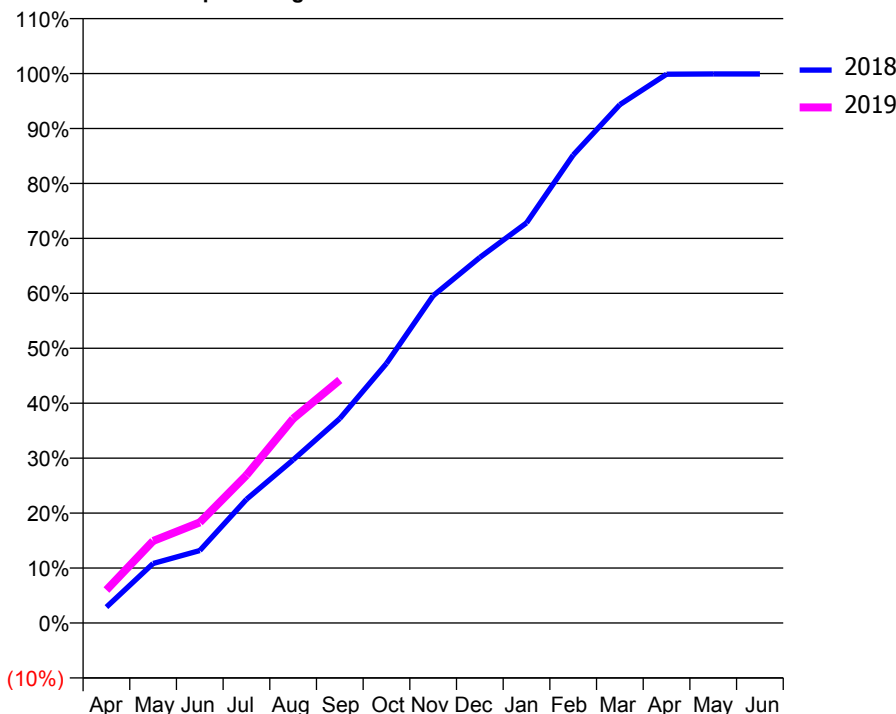
### ACCESS\*

Patients seen in 24 months	Total	Change since previous quarter
Quarter ending September 2017	2,020	
Quarter ending December 2017	1,981	↓
Quarter ending March 2018	1,971	→
Quarter ending June 2018	1,960	→
Quarter ending September 2018	1,971	→
<b>Variance since September 2017</b>	<b>(2.4%)</b>	<b>↓</b>



### ACTIVITY

Cumulative percentage of contracted UDA delivered 2018 & 2019



Month	Adjusted Scheduled Activity (UDA)	
	2018	2019
April	205	424
May	766	1,057
June	934	1,296
July	1,592	1,904
August	2,102	2,631
September	2,633	3,130
October	3,342	
November	4,215	
December	4,708	
January	5,152	
February	6,027	
March	6,675	
April	7,067	
May	7,070	
June	7,071	

### QUALITY

	Quantity	Base Number	Contract	AT	Region	England
% of FP17s for the same patient ID Re-attending within 3 months - Children	24	359	6.7%	9.8%	11.4%	11.6%
% of FP17s for the same patient ID Re-attending within 3 months - Adults	162	1,277	12.7%	13.2%	15.0%	15.5%
% of FP17s for the same patient ID Re-attending between 3 & 9 months - Children	239	359	66.6%	60.9%	59.9%	58.8%
% of FP17s for the same patient ID Re-attending between 3 & 9 months - Adults	852	1,277	66.7%	55.1%	52.0%	51.1%
% of FP17s for Band 1 Urgent Courses	50	1,457	3.4%	7.2%	8.0%	9.0%
% of FP17s Relating to Free Repair or Replacements	13	1,457	0.9%	0.9%	0.8%	0.8%
% of FP17s Relating to Continuations	13	1,457	0.9%	1.1%	0.9%	0.9%
% of Patients satisfied with the dentistry they have received	2	2	N/A	93.8%	93.5%	93.3%
% of Patients satisfied with the time they had to wait for an appointment	2	2	N/A	91.1%	89.1%	88.9%

\* This is based on patients treated on this contract for their most recent course of treatment. Figures in italics indicate the base number of FP17s or Patient Questionnaire responses are less than 100. N/A is shown where the base number of responses is less than 10 during the period. % is calculated as Quantity/Base number\*100

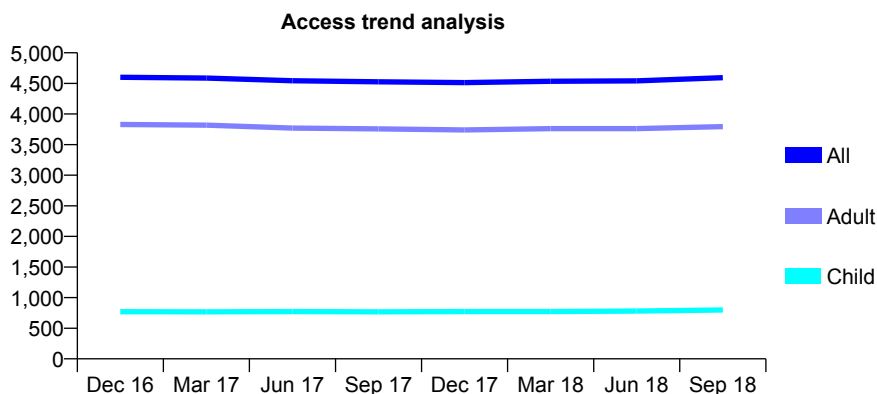
## Q60 - Vital Signs At a Glance Contract Report for 148911/0001 - September 2018

Name or company name	Bowdlers House Dental Practice
Contract type name	GDS Contract
Purpose of contract	General
Contract start date	16/01/2015
Contract end date	

18/19 Contracted general activity (UDA)	13,360
Carry forward general activity (UDA)	315
18/19 Contracted orthodontic activity (UOA)	0
Carry forward orthodontic activity (UOA)	0
Baseline contract value	£310,257.51

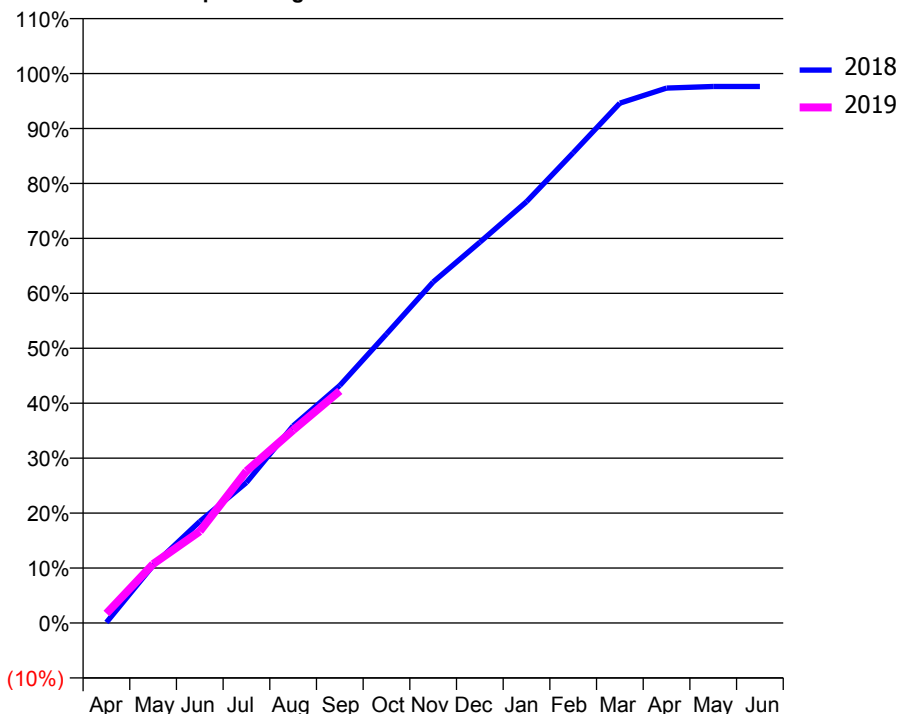
### ACCESS\*

Patients seen in 24 months	Total	Change since previous quarter
Quarter ending September 2017	4,526	
Quarter ending December 2017	4,513	→
Quarter ending March 2018	4,534	→
Quarter ending June 2018	4,542	→
Quarter ending September 2018	4,594	→
<b>Variance since September 2017</b>	<b>1.5%</b>	<b>→</b>



### ACTIVITY

Cumulative percentage of contracted UDA delivered 2018 & 2019



Month	Adjusted Scheduled Activity (UDA)	
	2018	2019
April	14	230
May	1,398	1,434
June	2,469	2,229
July	3,416	3,693
August	4,794	4,688
September	5,776	5,644
October	7,027	
November	8,292	
December	9,256	
January	10,243	
February	11,433	
March	12,640	
April	13,005	
May	13,045	
June	13,045	

### QUALITY

	Quantity	Base Number	Contract	AT	Region	England
% of FP17s for the same patient ID Re-attending within 3 months - Children	37	607	6.1%	9.8%	11.4%	11.6%
% of FP17s for the same patient ID Re-attending within 3 months - Adults	351	2,783	12.6%	13.2%	15.0%	15.5%
% of FP17s for the same patient ID Re-attending between 3 & 9 months - Children	375	607	61.8%	60.9%	59.9%	58.8%
% of FP17s for the same patient ID Re-attending between 3 & 9 months - Adults	1,671	2,783	60.0%	55.1%	52.0%	51.1%
% of FP17s for Band 1 Urgent Courses	316	3,285	9.6%	7.2%	8.0%	9.0%
% of FP17s Relating to Free Repair or Replacements	21	3,285	0.6%	0.9%	0.8%	0.8%
% of FP17s Relating to Continuations	17	3,285	0.5%	1.1%	0.9%	0.9%
% of Patients satisfied with the dentistry they have received	9	9	N/A	93.8%	93.5%	93.3%
% of Patients satisfied with the time they had to wait for an appointment	9	9	N/A	91.1%	89.1%	88.9%

\* This is based on patients treated on this contract for their most recent course of treatment. Figures in italics indicate the base number of FP17s or Patient Questionnaire responses are less than 100. N/A is shown where the base number of responses is less than 10 during the period. % is calculated as Quantity/Base number\*100

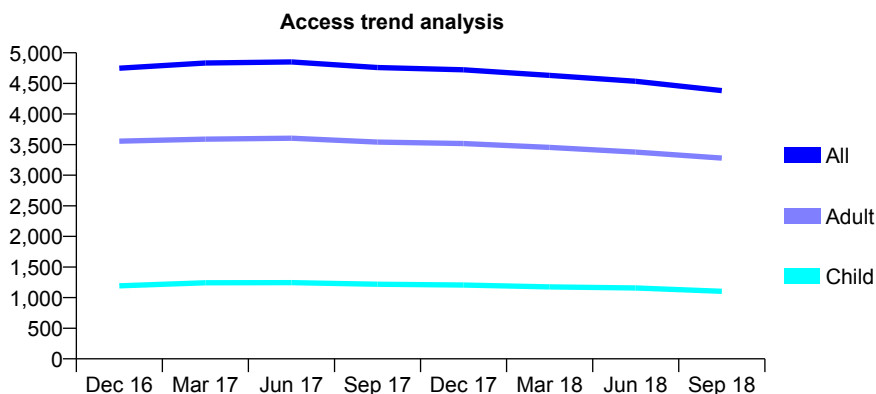
## Q60 - Vital Signs At a Glance Contract Report for 149683/0001 - September 2018

Name or company name	Avenue Road Partnership
Contract type name	GDS Contract
Purpose of contract	General
Contract start date	01/09/2014
Contract end date	

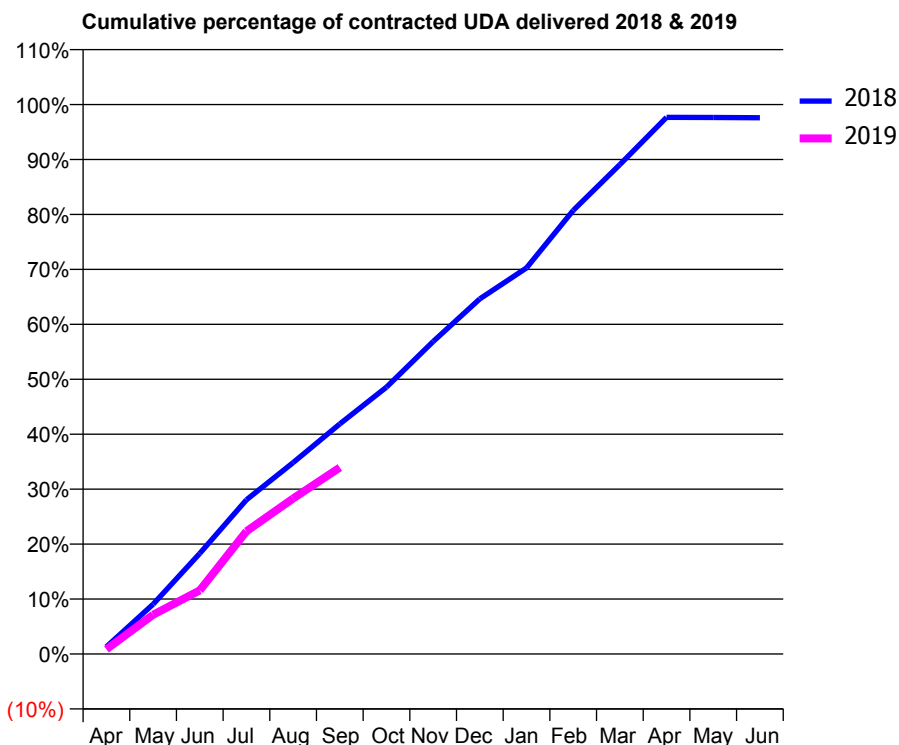
18/19 Contracted general activity (UDA)	13,790
Carry forward general activity (UDA)	331
18/19 Contracted orthodontic activity (UOA)	0
Carry forward orthodontic activity (UOA)	0
Baseline contract value	£396,732.99

### ACCESS\*

Patients seen in 24 months	Total	Change since previous quarter
Quarter ending September 2017	4,760	
Quarter ending December 2017	4,723	→
Quarter ending March 2018	4,631	↓
Quarter ending June 2018	4,534	↓
Quarter ending September 2018	4,383	↓
<b>Variance since September 2017</b>	<b>(7.9%)</b>	<b>↓</b>



### ACTIVITY



Adjusted Scheduled Activity (UDA)		
Month	2018	2019
April	181	118
May	1,250	987
June	2,524	1,598
July	3,870	3,079
August	4,802	3,904
September	5,774	4,679
October	6,698	
November	7,843	
December	8,914	
January	9,688	
February	11,133	
March	12,284	
April	13,466	
May	13,465	
June	13,459	

### QUALITY

	Quantity	Base Number	Contract	AT	Region	England
% of FP17s for the same patient ID Re-attending within 3 months - Children	39	774	5.0%	9.8%	11.4%	11.6%
% of FP17s for the same patient ID Re-attending within 3 months - Adults	251	2,083	12.0%	13.2%	15.0%	15.5%
% of FP17s for the same patient ID Re-attending between 3 & 9 months - Children	489	774	63.2%	60.9%	59.9%	58.8%
% of FP17s for the same patient ID Re-attending between 3 & 9 months - Adults	1,259	2,083	60.4%	55.1%	52.0%	51.1%
% of FP17s for Band 1 Urgent Courses	169	2,544	6.6%	7.2%	8.0%	9.0%
% of FP17s Relating to Free Repair or Replacements	54	2,544	2.1%	0.9%	0.8%	0.8%
% of FP17s Relating to Continuations	4	2,544	0.2%	1.1%	0.9%	0.9%
% of Patients satisfied with the dentistry they have received	2	2	N/A	93.8%	93.5%	93.3%
% of Patients satisfied with the time they had to wait for an appointment	2	2	N/A	91.1%	89.1%	88.9%

\* This is based on patients treated on this contract for their most recent course of treatment. Figures in italics indicate the base number of FP17s or Patient Questionnaire responses are less than 100. N/A is shown where the base number of responses is less than 10 during the period. % is calculated as Quantity/Base number\*100

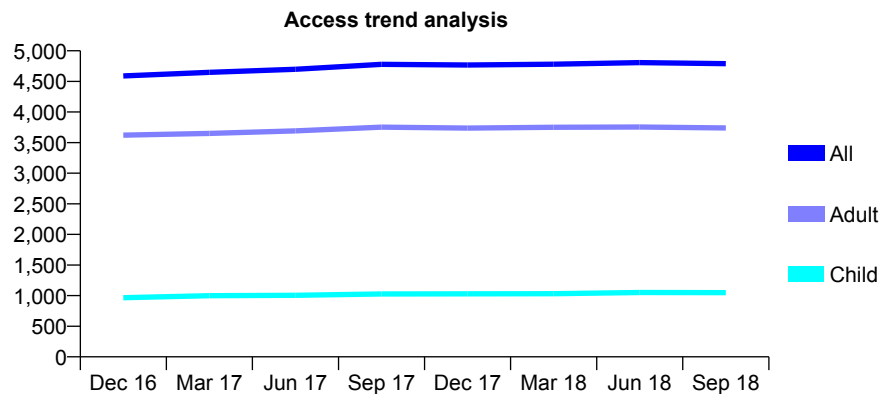
## Q60 - Vital Signs At a Glance Contract Report for 152773/0001 - September 2018

Name or company name	Pontesbury Dental Practice
Contract type name	GDS Contract
Purpose of contract	General
Contract start date	08/03/2012
Contract end date	

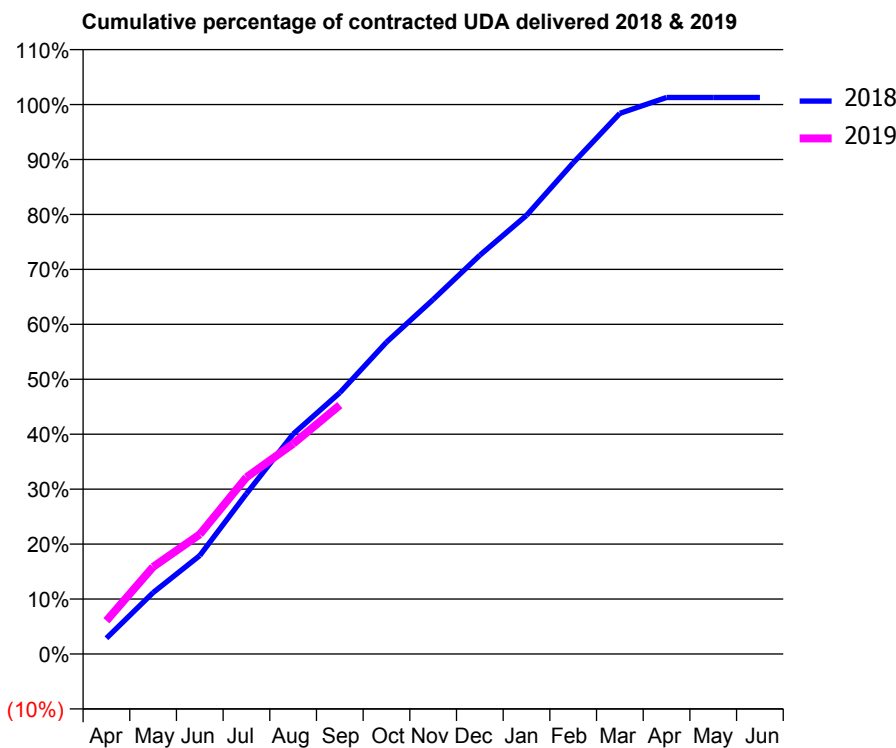
18/19 Contracted general activity (UDA)	14,142
Carry forward general activity (UDA)	-167
18/19 Contracted orthodontic activity (UOA)	0
Carry forward orthodontic activity (UOA)	0
Baseline contract value	£384,000.47

### ACCESS\*

Patients seen in 24 months	Total	Change since previous quarter
Quarter ending September 2017	4,779	
Quarter ending December 2017	4,768	→
Quarter ending March 2018	4,782	→
Quarter ending June 2018	4,807	→
Quarter ending September 2018	4,789	→
<b>Variance since September 2017</b>	<b>0.2%</b>	<b>→</b>



### ACTIVITY



Month	Adjusted Scheduled Activity (UDA)	
	2018	2019
April	378	856
May	1,469	2,244
June	2,357	3,081
July	3,833	4,551
August	5,260	5,410
September	6,248	6,405
October	7,457	
November	8,478	
December	9,536	
January	10,492	
February	11,747	
March	12,931	
April	13,310	
May	13,308	
June	13,309	

### QUALITY

	Quantity	Base Number	Contract	AT	Region	England
% of FP17s for the same patient ID Re-attending within 3 months - Children	29	772	3.8%	9.8%	11.4%	11.6%
% of FP17s for the same patient ID Re-attending within 3 months - Adults	267	2,703	9.9%	13.2%	15.0%	15.5%
% of FP17s for the same patient ID Re-attending between 3 & 9 months - Children	538	772	69.7%	60.9%	59.9%	58.8%
% of FP17s for the same patient ID Re-attending between 3 & 9 months - Adults	1,639	2,703	60.6%	55.1%	52.0%	51.1%
% of FP17s for Band 1 Urgent Courses	219	3,306	6.6%	7.2%	8.0%	9.0%
% of FP17s Relating to Free Repair or Replacements	6	3,306	0.2%	0.9%	0.8%	0.8%
% of FP17s Relating to Continuations	28	3,306	0.8%	1.1%	0.9%	0.9%
% of Patients satisfied with the dentistry they have received	6	6	N/A	93.8%	93.5%	93.3%
% of Patients satisfied with the time they had to wait for an appointment	5	6	N/A	91.1%	89.1%	88.9%

\* This is based on patients treated on this contract for their most recent course of treatment. Figures in italics indicate the base number of FP17s or Patient Questionnaire responses are less than 100. N/A is shown where the base number of responses is less than 10 during the period. % is calculated as Quantity/Base number\*100

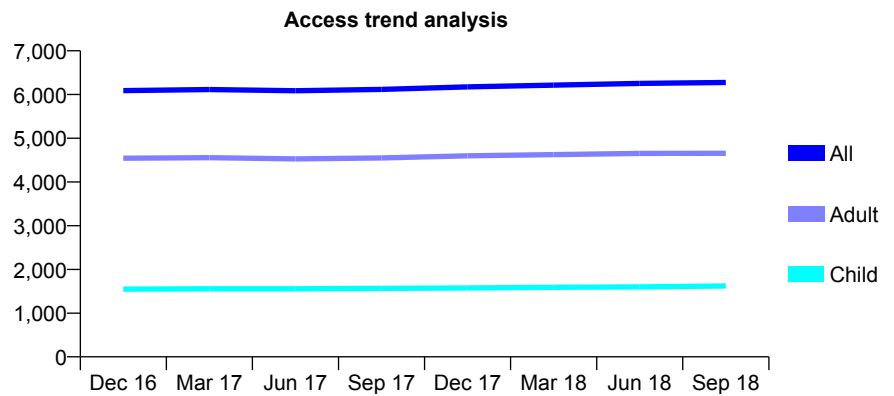
## Q60 - Vital Signs At a Glance Contract Report for 153842/0001 - September 2018

Name or company name	P Najran Limited
Contract type name	GDS Contract
Purpose of contract	General
Contract start date	01/07/2014
Contract end date	

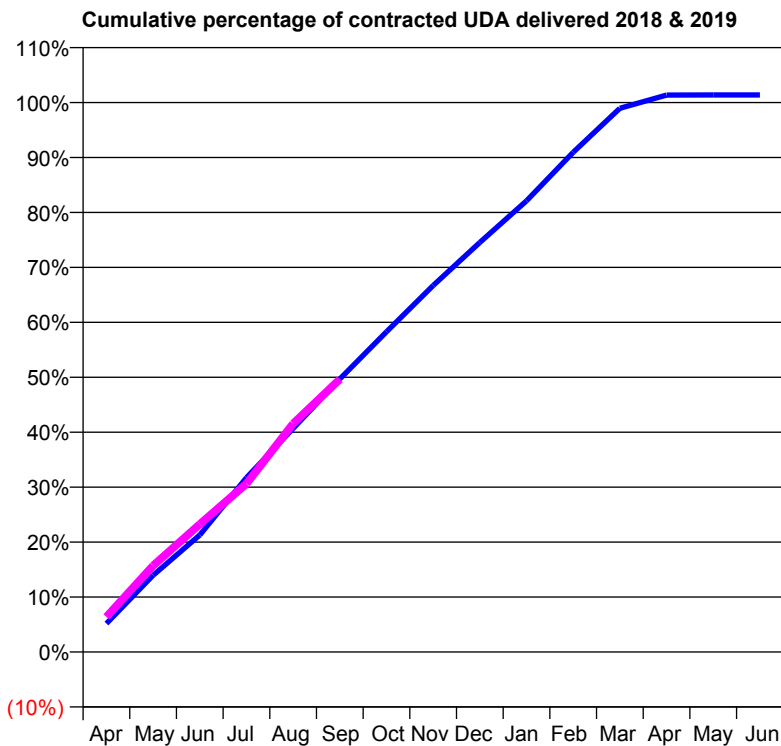
18/19 Contracted general activity (UDA)	19,157
Carry forward general activity (UDA)	-263
18/19 Contracted orthodontic activity (UOA)	0
Carry forward orthodontic activity (UOA)	0
Baseline contract value	£458,755.22

### ACCESS\*

Patients seen in 24 months	Total	Change since previous quarter
Quarter ending September 2017	6,117	
Quarter ending December 2017	6,175	→
Quarter ending March 2018	6,214	→
Quarter ending June 2018	6,253	→
Quarter ending September 2018	6,277	→
<b>Variance since September 2017</b>	<b>2.6%</b>	<b>↑</b>



### ACTIVITY



Month	Adjusted Scheduled Activity (UDA)	
	2018	2019
April	992	1,227
May	2,675	3,012
June	4,080	4,458
July	6,077	5,867
August	7,792	7,961
September	9,519	9,507
October	11,166	
November	12,779	
December	14,279	
January	15,727	
February	17,421	
March	18,955	
April	19,415	
May	19,419	
June	19,420	

### QUALITY

	Quantity	Base Number	Contract	AT	Region	England
% of FP17s for the same patient ID Re-attending within 3 months - Children	181	1,553	11.7%	9.8%	11.4%	11.6%
% of FP17s for the same patient ID Re-attending within 3 months - Adults	373	3,220	11.6%	13.2%	15.0%	15.5%
% of FP17s for the same patient ID Re-attending between 3 & 9 months - Children	1,001	1,553	64.5%	60.9%	59.9%	58.8%
% of FP17s for the same patient ID Re-attending between 3 & 9 months - Adults	1,853	3,220	57.5%	55.1%	52.0%	51.1%
% of FP17s for Band 1 Urgent Courses	217	4,502	4.8%	7.2%	8.0%	9.0%
% of FP17s Relating to Free Repair or Replacements	56	4,502	1.2%	0.9%	0.8%	0.8%
% of FP17s Relating to Continuations	60	4,502	1.3%	1.1%	0.9%	0.9%
% of Patients satisfied with the dentistry they have received	3	4	N/A	93.8%	93.5%	93.3%
% of Patients satisfied with the time they had to wait for an appointment	3	4	N/A	91.1%	89.1%	88.9%

\* This is based on patients treated on this contract for their most recent course of treatment. Figures in italics indicate the base number of FP17s or Patient Questionnaire responses are less than 100. N/A is shown where the base number of responses is less than 10 during the period. % is calculated as Quantity/Base number\*100

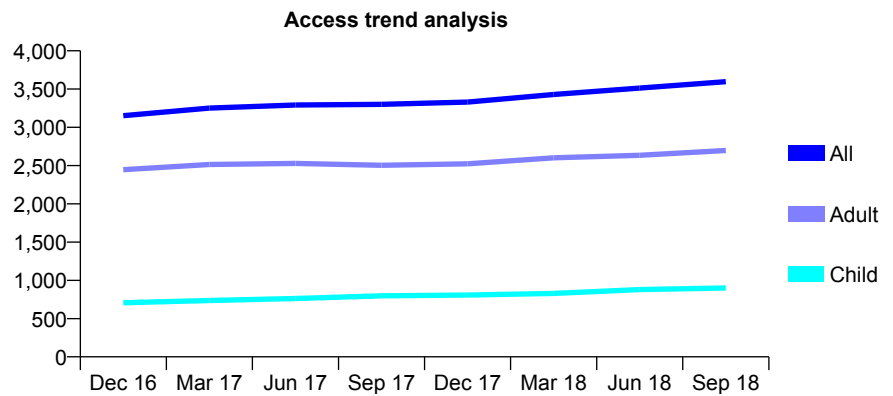
## Q60 - Vital Signs At a Glance Contract Report for 154490/0001 - September 2018

Name or company name	Drs Handa and Handa
Contract type name	GDS Contract
Purpose of contract	General
Contract start date	01/08/2013
Contract end date	

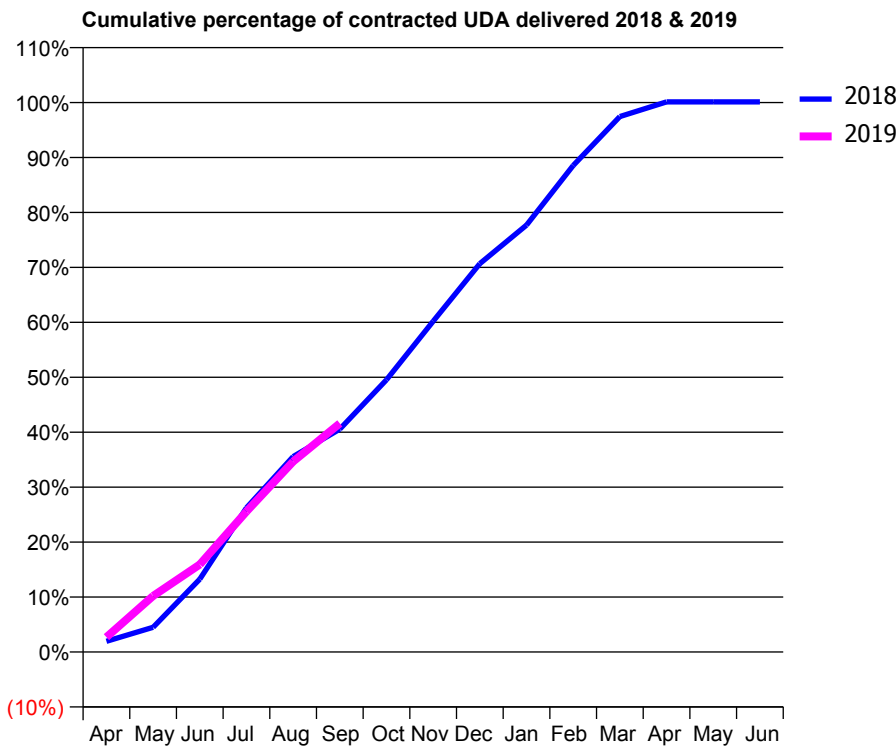
18/19 Contracted general activity (UDA)	9,506
Carry forward general activity (UDA)	-8
18/19 Contracted orthodontic activity (UOA)	0
Carry forward orthodontic activity (UOA)	0
Baseline contract value	£198,593.93

### ACCESS\*

Patients seen in 24 months	Total	Change since previous quarter
Quarter ending September 2017	3,301	
Quarter ending December 2017	3,330	→
Quarter ending March 2018	3,429	↑
Quarter ending June 2018	3,513	↑
Quarter ending September 2018	3,597	↑
<b>Variance since September 2017</b>	<b>9.0%</b>	<b>↑</b>



### ACTIVITY



Month	Adjusted Scheduled Activity (UDA)	
	2018	2019
April	137	258
May	316	970
June	930	1,514
July	1,838	2,430
August	2,491	3,295
September	2,841	3,955
October	3,470	
November	4,217	
December	4,952	
January	5,444	
February	6,204	
March	6,828	
April	7,014	
May	7,014	
June	7,014	

### QUALITY

	Quantity	Base Number	Contract	AT	Region	England
% of FP17s for the same patient ID Re-attending within 3 months - Children	39	662	5.9%	9.8%	11.4%	11.6%
% of FP17s for the same patient ID Re-attending within 3 months - Adults	249	1,949	12.8%	13.2%	15.0%	15.5%
% of FP17s for the same patient ID Re-attending between 3 & 9 months - Children	356	662	53.8%	60.9%	59.9%	58.8%
% of FP17s for the same patient ID Re-attending between 3 & 9 months - Adults	1,098	1,949	56.3%	55.1%	52.0%	51.1%
% of FP17s for Band 1 Urgent Courses	75	2,207	3.4%	7.2%	8.0%	9.0%
% of FP17s Relating to Free Repair or Replacements	13	2,207	0.6%	0.9%	0.8%	0.8%
% of FP17s Relating to Continuations	51	2,207	2.3%	1.1%	0.9%	0.9%
% of Patients satisfied with the dentistry they have received	2	2	N/A	93.8%	93.5%	93.3%
% of Patients satisfied with the time they had to wait for an appointment	2	2	N/A	91.1%	89.1%	88.9%

\* This is based on patients treated on this contract for their most recent course of treatment. Figures in italics indicate the base number of FP17s or Patient Questionnaire responses are less than 100. N/A is shown where the base number of responses is less than 10 during the period. % is calculated as Quantity/Base number\*100

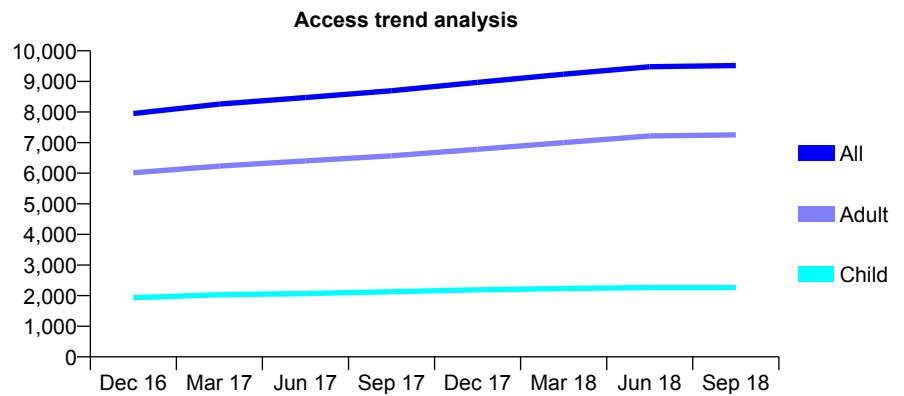
## Q60 - Vital Signs At a Glance Contract Report for 157147/0001 - September 2018

Name or company name	Stop the Clock Dental Care Ltd
Contract type name	GDS Contract
Purpose of contract	General
Contract start date	01/02/2010
Contract end date	

18/19 Contracted general activity (UDA)	29,570
Carry forward general activity (UDA)	0
18/19 Contracted orthodontic activity (UOA)	0
Carry forward orthodontic activity (UOA)	0
Baseline contract value	£728,128.54

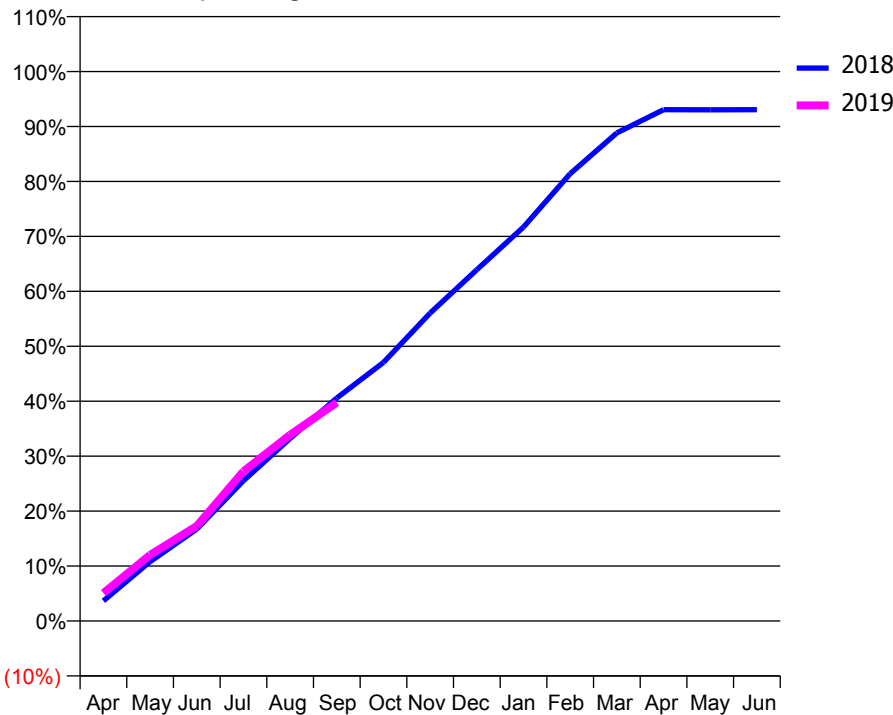
### ACCESS\*

Patients seen in 24 months	Total	Change since previous quarter
Quarter ending September 2017	8,695	
Quarter ending December 2017	8,970	↑
Quarter ending March 2018	9,235	↑
Quarter ending June 2018	9,481	↑
Quarter ending September 2018	9,518	→
<b>Variance since September 2017</b>	<b>9.5%</b>	<b>↑</b>



### ACTIVITY

Cumulative percentage of contracted UDA delivered 2018 & 2019



Month	Adjusted Scheduled Activity (UDA)	
	2018	2019
April	1,087	1,500
May	3,195	3,553
June	4,950	5,111
July	7,556	8,054
August	9,825	10,020
September	12,003	11,755
October	13,915	
November	16,575	
December	18,902	
January	21,203	
February	24,069	
March	26,269	
April	27,517	
May	27,507	
June	27,514	

### QUALITY

	Quantity	Base Number	Contract	AT	Region	England
% of FP17s for the same patient ID Re-attending within 3 months - Children	134	2,001	6.7%	9.8%	11.4%	11.6%
% of FP17s for the same patient ID Re-attending within 3 months - Adults	828	6,164	13.4%	13.2%	15.0%	15.5%
% of FP17s for the same patient ID Re-attending between 3 & 9 months - Children	1,507	2,001	75.3%	60.9%	59.9%	58.8%
% of FP17s for the same patient ID Re-attending between 3 & 9 months - Adults	4,175	6,164	67.7%	55.1%	52.0%	51.1%
% of FP17s for Band 1 Urgent Courses	431	7,446	5.8%	7.2%	8.0%	9.0%
% of FP17s Relating to Free Repair or Replacements	177	7,446	2.4%	0.9%	0.8%	0.8%
% of FP17s Relating to Continuations	94	7,446	1.3%	1.1%	0.9%	0.9%
% of Patients satisfied with the dentistry they have received	8	8	N/A	93.8%	93.5%	93.3%
% of Patients satisfied with the time they had to wait for an appointment	8	8	N/A	91.1%	89.1%	88.9%

\* This is based on patients treated on this contract for their most recent course of treatment. Figures in italics indicate the base number of FP17s or Patient Questionnaire responses are less than 100. N/A is shown where the base number of responses is less than 10 during the period. % is calculated as Quantity/Base number\*100

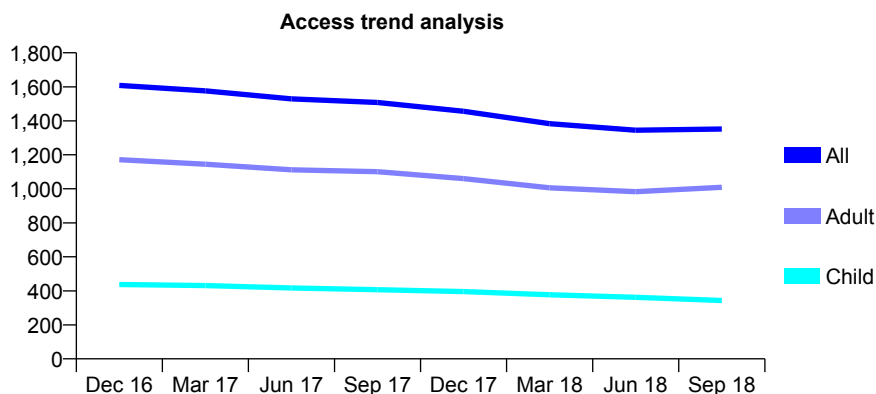
## Q60 - Vital Signs At a Glance Contract Report for 159263/0002 - September 2018

Name or company name	Broseley Dental Practice Ltd
Contract type name	GDS Contract
Purpose of contract	General
Contract start date	01/07/2009
Contract end date	

18/19 Contracted general activity (UDA)	6,819
Carry forward general activity (UDA)	-112
18/19 Contracted orthodontic activity (UOA)	0
Carry forward orthodontic activity (UOA)	0
Baseline contract value	£179,671.15

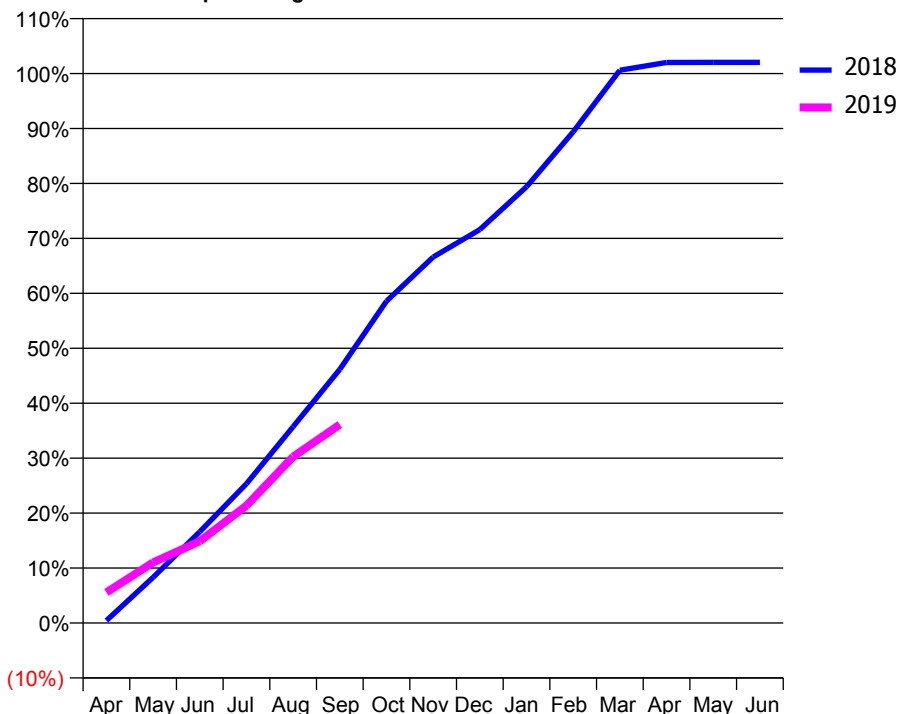
### ACCESS\*

Patients seen in 24 months	Total	Change since previous quarter
Quarter ending September 2017	1,508	
Quarter ending December 2017	1,456	↓
Quarter ending March 2018	1,383	↓
Quarter ending June 2018	1,345	↓
Quarter ending September 2018	1,352	→
<b>Variance since September 2017</b>	<b>(10.3%)</b>	<b>↓</b>



### ACTIVITY

Cumulative percentage of contracted UDA delivered 2018 & 2019



Month	Adjusted Scheduled Activity (UDA)	
	2018	2019
April	25	379
May	467	753
June	934	1,016
July	1,425	1,457
August	2,008	2,064
September	2,594	2,464
October	3,291	
November	3,742	
December	4,024	
January	4,461	
February	5,023	
March	5,653	
April	5,732	
May	5,733	
June	5,733	

### QUALITY

	Quantity	Base Number	Contract	AT	Region	England
% of FP17s for the same patient ID Re-attending within 3 months - Children	30	287	10.5%	9.8%	11.4%	11.6%
% of FP17s for the same patient ID Re-attending within 3 months - Adults	77	658	11.7%	13.2%	15.0%	15.5%
% of FP17s for the same patient ID Re-attending between 3 & 9 months - Children	186	287	64.8%	60.9%	59.9%	58.8%
% of FP17s for the same patient ID Re-attending between 3 & 9 months - Adults	388	658	59.0%	55.1%	52.0%	51.1%
% of FP17s for Band 1 Urgent Courses	54	898	6.0%	7.2%	8.0%	9.0%
% of FP17s Relating to Free Repair or Replacements	11	898	1.2%	0.9%	0.8%	0.8%
% of FP17s Relating to Continuations	1	898	0.1%	1.1%	0.9%	0.9%
% of Patients satisfied with the dentistry they have received	1	1	N/A	93.8%	93.5%	93.3%
% of Patients satisfied with the time they had to wait for an appointment	1	1	N/A	91.1%	89.1%	88.9%

\* This is based on patients treated on this contract for their most recent course of treatment. Figures in italics indicate the base number of FP17s or Patient Questionnaire responses are less than 100. N/A is shown where the base number of responses is less than 10 during the period. % is calculated as Quantity/Base number\*100



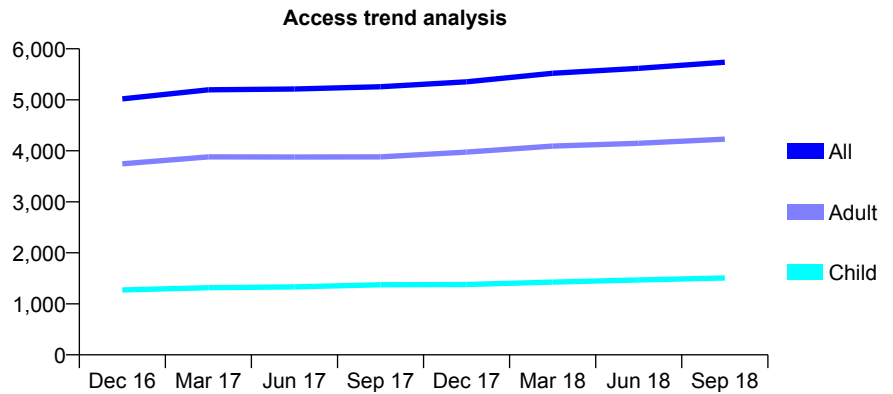
## Q60 - Vital Signs At a Glance Contract Report for 159441/0001 - September 2018

Name or company name	<a href="#">DentalPerfection@Branston</a>
Contract type name	GDS Contract
Purpose of contract	General
Contract start date	28/01/2011
Contract end date	

18/19 Contracted general activity (UDA)	15,786
Carry forward general activity (UDA)	0
18/19 Contracted orthodontic activity (UOA)	0
Carry forward orthodontic activity (UOA)	0
Baseline contract value	£369,535.43

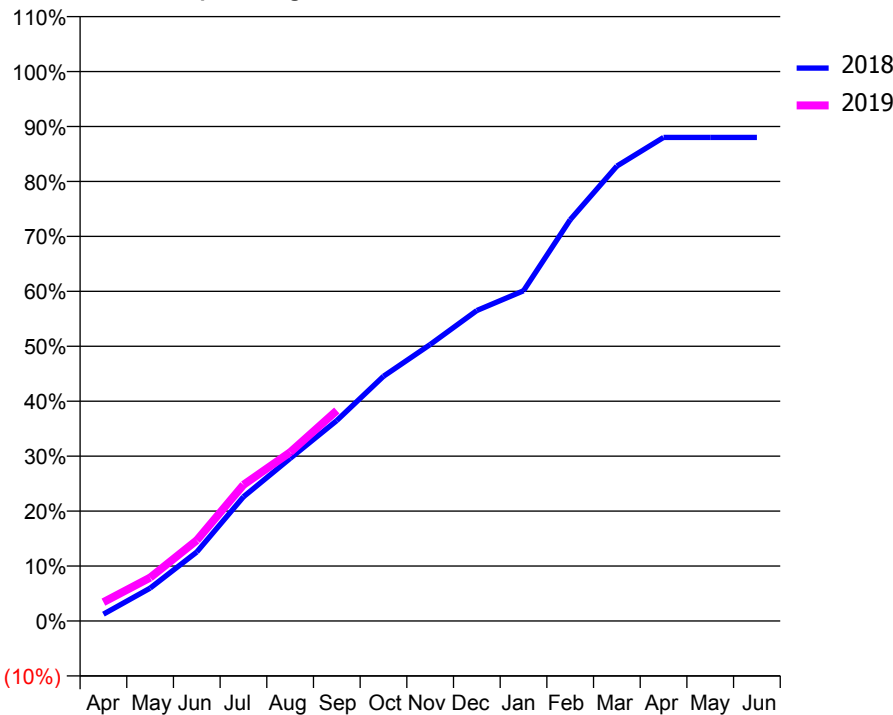
### ACCESS\*

Patients seen in 24 months	Total	Change since previous quarter
Quarter ending September 2017	5,255	
Quarter ending December 2017	5,354	→
Quarter ending March 2018	5,519	↑
Quarter ending June 2018	5,616	→
Quarter ending September 2018	5,736	↑
<b>Variance since September 2017</b>	<b>9.2%</b>	<b>↑</b>



### ACTIVITY

Cumulative percentage of contracted UDA delivered 2018 & 2019



Adjusted Scheduled Activity (UDA)		
Month	2018	2019
April	199	543
May	946	1,246
June	1,982	2,320
July	3,567	3,911
August	4,671	4,846
September	5,759	6,048
October	7,032	
November	7,943	
December	8,922	
January	9,489	
February	11,530	
March	13,067	
April	13,892	
May	13,892	
June	13,893	

### QUALITY

	Quantity	Base Number	Contract	AT	Region	England
% of FP17s for the same patient ID Re-attending within 3 months - Children	49	986	5.0%	9.8%	11.4%	11.6%
% of FP17s for the same patient ID Re-attending within 3 months - Adults	235	2,399	9.8%	13.2%	15.0%	15.5%
% of FP17s for the same patient ID Re-attending between 3 & 9 months - Children	526	986	53.3%	60.9%	59.9%	58.8%
% of FP17s for the same patient ID Re-attending between 3 & 9 months - Adults	1,166	2,399	48.6%	55.1%	52.0%	51.1%
% of FP17s for Band 1 Urgent Courses	137	3,099	4.4%	7.2%	8.0%	9.0%
% of FP17s Relating to Free Repair or Replacements	4	3,099	0.1%	0.9%	0.8%	0.8%
% of FP17s Relating to Continuations	54	3,099	1.7%	1.1%	0.9%	0.9%
% of Patients satisfied with the dentistry they have received	7	7	N/A	93.8%	93.5%	93.3%
% of Patients satisfied with the time they had to wait for an appointment	5	7	N/A	91.1%	89.1%	88.9%

\* This is based on patients treated on this contract for their most recent course of treatment. Figures in italics indicate the base number of FP17s or Patient Questionnaire responses are less than 100. N/A is shown where the base number of responses is less than 10 during the period. % is calculated as Quantity/Base number\*100

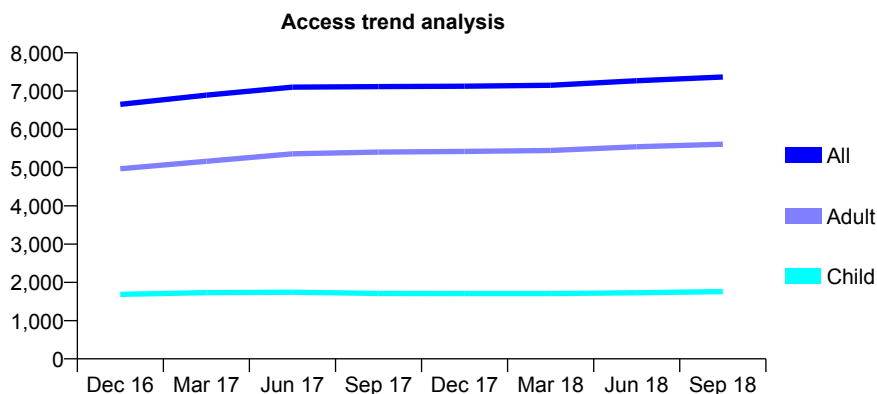
## Q60 - Vital Signs At a Glance Contract Report for 161799/0001 - September 2018

Name or company name	Lyme Dental Practice
Contract type name	GDS Contract
Purpose of contract	General
Contract start date	21/10/2013
Contract end date	

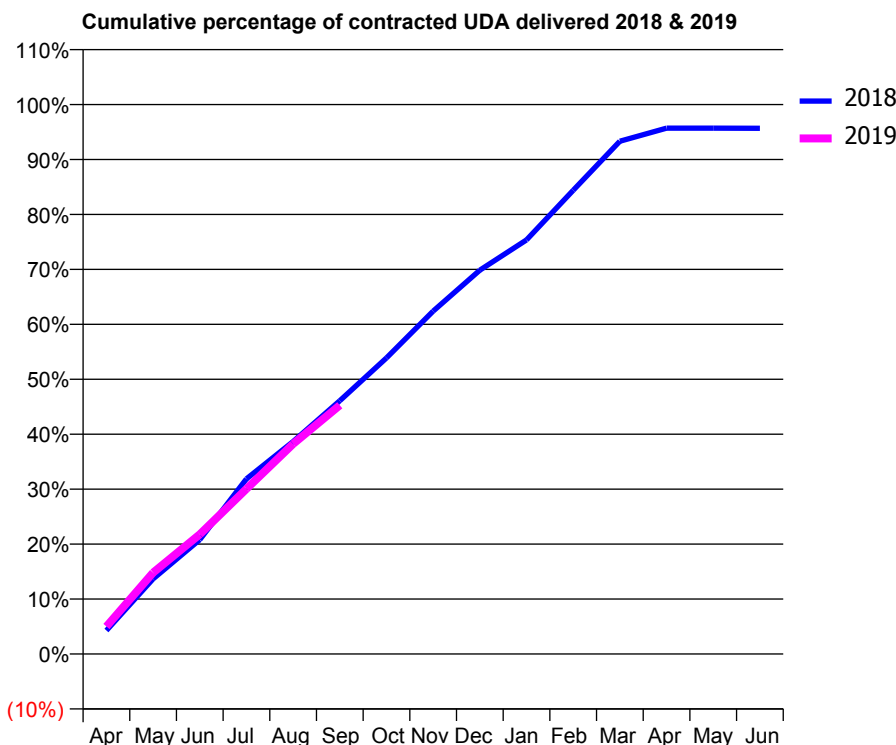
18/19 Contracted general activity (UDA)	19,000
Carry forward general activity (UDA)	0
18/19 Contracted orthodontic activity (UOA)	0
Carry forward orthodontic activity (UOA)	0
Baseline contract value	£434,988.10

### ACCESS\*

Patients seen in 24 months	Total	Change since previous quarter
Quarter ending September 2017	7,116	
Quarter ending December 2017	7,128	→
Quarter ending March 2018	7,151	→
Quarter ending June 2018	7,271	→
Quarter ending September 2018	7,366	→
<b>Variance since September 2017</b>	<b>3.5%</b>	<b>↑</b>



### ACTIVITY



Month	Adjusted Scheduled Activity (UDA)	
	2018	2019
April	813	953
May	2,599	2,815
June	3,956	4,140
July	6,056	5,711
August	7,349	7,264
September	8,759	8,603
October	10,236	
November	11,856	
December	13,273	
January	14,320	
February	16,032	
March	17,729	
April	18,184	
May	18,181	
June	18,180	

### QUALITY

	Quantity	Base Number	Contract	AT	Region	England
% of FP17s for the same patient ID Re-attending within 3 months - Children	88	1,289	6.8%	9.8%	11.4%	11.6%
% of FP17s for the same patient ID Re-attending within 3 months - Adults	354	3,617	9.8%	13.2%	15.0%	15.5%
% of FP17s for the same patient ID Re-attending between 3 & 9 months - Children	767	1,289	59.5%	60.9%	59.9%	58.8%
% of FP17s for the same patient ID Re-attending between 3 & 9 months - Adults	2,090	3,617	57.8%	55.1%	52.0%	51.1%
% of FP17s for Band 1 Urgent Courses	241	4,696	5.1%	7.2%	8.0%	9.0%
% of FP17s Relating to Free Repair or Replacements	27	4,696	0.6%	0.9%	0.8%	0.8%
% of FP17s Relating to Continuations	74	4,696	1.6%	1.1%	0.9%	0.9%
% of Patients satisfied with the dentistry they have received	9	10	90.0%	93.8%	93.5%	93.3%
% of Patients satisfied with the time they had to wait for an appointment	8	10	80.0%	91.1%	89.1%	88.9%

\* This is based on patients treated on this contract for their most recent course of treatment. Figures in italics indicate the base number of FP17s or Patient Questionnaire responses are less than 100. N/A is shown where the base number of responses is less than 10 during the period. % is calculated as Quantity/Base number\*100

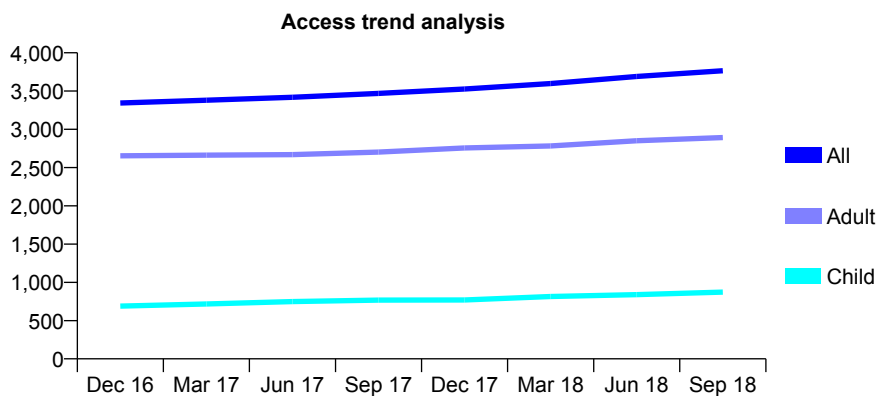
## Q60 - Vital Signs At a Glance Contract Report for 162094/0001 - September 2018

Name or company name	The Dental Surgery
Contract type name	GDS Contract
Purpose of contract	General
Contract start date	01/10/2009
Contract end date	

18/19 Contracted general activity (UDA)	10,964
Carry forward general activity (UDA)	-136
18/19 Contracted orthodontic activity (UOA)	0
Carry forward orthodontic activity (UOA)	0
Baseline contract value	£186,466.48

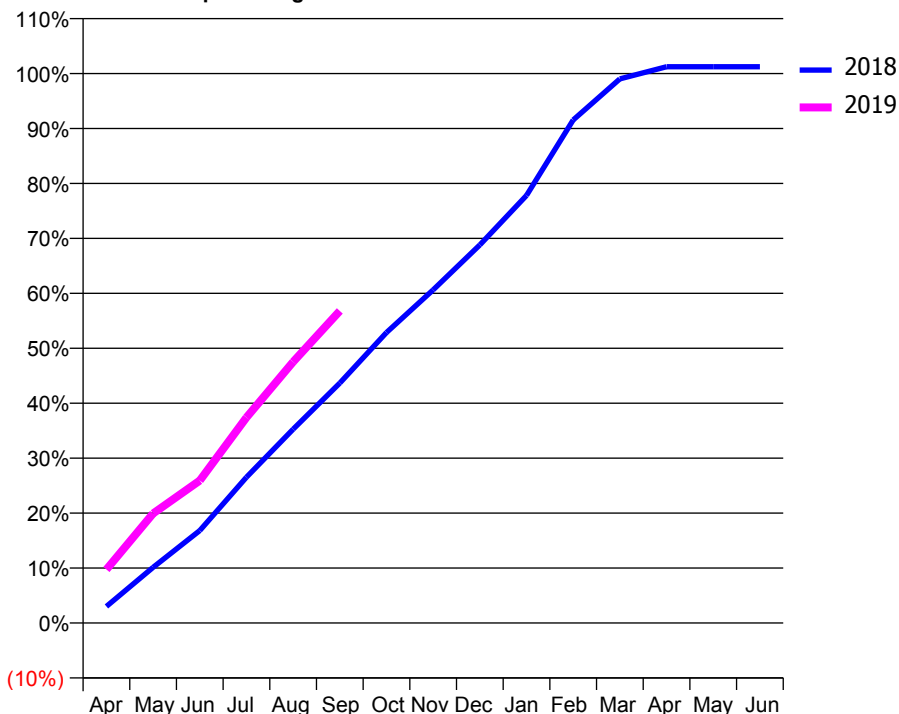
### ACCESS\*

Patients seen in 24 months	Total	Change since previous quarter
Quarter ending September 2017	3,470	
Quarter ending December 2017	3,526	→
Quarter ending March 2018	3,598	↑
Quarter ending June 2018	3,691	↑
Quarter ending September 2018	3,766	↑
<b>Variance since September 2017</b>	<b>8.5%</b>	<b>↑</b>



### ACTIVITY

Cumulative percentage of contracted UDA delivered 2018 & 2019



Month	Adjusted Scheduled Activity (UDA)	
	2018	2019
April	332	1,068
May	1,111	2,185
June	1,845	2,843
July	2,910	4,100
August	3,868	5,211
September	4,787	6,227
October	5,795	
November	6,648	
December	7,543	
January	8,531	
February	10,037	
March	10,857	
April	11,099	
May	11,100	
June	11,100	

### QUALITY

	Quantity	Base Number	Contract	AT	Region	England
% of FP17s for the same patient ID Re-attending within 3 months - Children	7	488	1.4%	9.8%	11.4%	11.6%
% of FP17s for the same patient ID Re-attending within 3 months - Adults	96	1,615	5.9%	13.2%	15.0%	15.5%
% of FP17s for the same patient ID Re-attending between 3 & 9 months - Children	151	488	30.9%	60.9%	59.9%	58.8%
% of FP17s for the same patient ID Re-attending between 3 & 9 months - Adults	676	1,615	41.9%	55.1%	52.0%	51.1%
% of FP17s for Band 1 Urgent Courses	95	2,030	4.7%	7.2%	8.0%	9.0%
% of FP17s Relating to Free Repair or Replacements	16	2,030	0.8%	0.9%	0.8%	0.8%
% of FP17s Relating to Continuations	6	2,030	0.3%	1.1%	0.9%	0.9%
% of Patients satisfied with the dentistry they have received	2	2	N/A	93.8%	93.5%	93.3%
% of Patients satisfied with the time they had to wait for an appointment	1	2	N/A	91.1%	89.1%	88.9%

\* This is based on patients treated on this contract for their most recent course of treatment. Figures in italics indicate the base number of FP17s or Patient Questionnaire responses are less than 100. N/A is shown where the base number of responses is less than 10 during the period. % is calculated as Quantity/Base number\*100

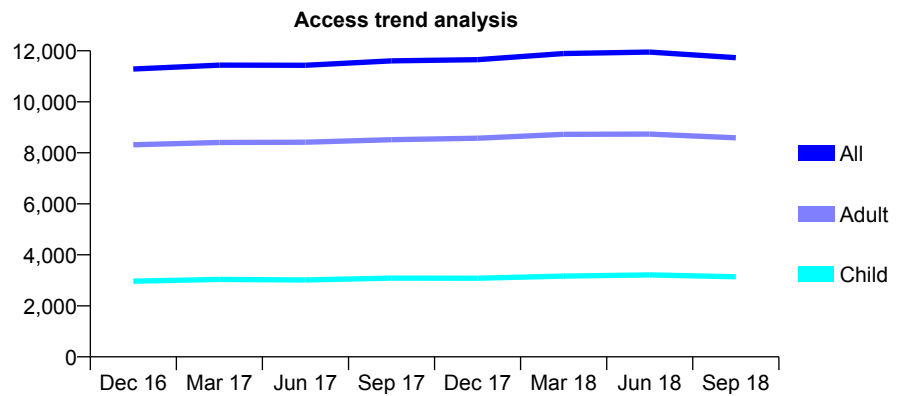
## Q60 - Vital Signs At a Glance Contract Report for 162671/0001 - September 2018

Name or company name	Smallthorne Family Dental Centre
Contract type name	GDS Contract
Purpose of contract	General
Contract start date	01/04/2012
Contract end date	

18/19 Contracted general activity (UDA)	31,552
Carry forward general activity (UDA)	0
18/19 Contracted orthodontic activity (UOA)	0
Carry forward orthodontic activity (UOA)	0
Baseline contract value	£917,947.93

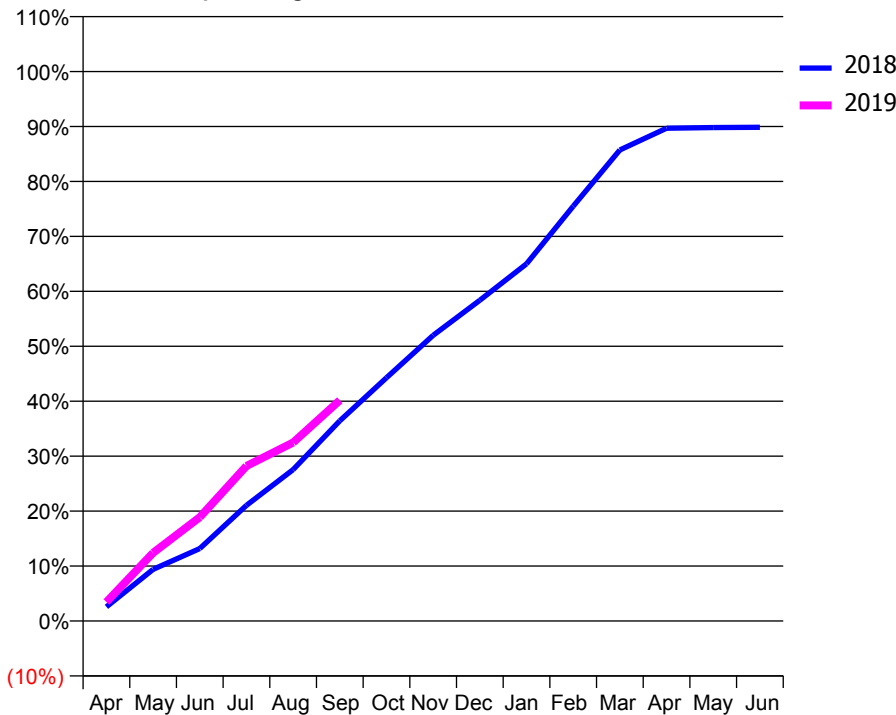
### ACCESS\*

Patients seen in 24 months	Total	Change since previous quarter
Quarter ending September 2017	11,604	
Quarter ending December 2017	11,654	→
Quarter ending March 2018	11,891	↑
Quarter ending June 2018	11,948	→
Quarter ending September 2018	11,732	↓
<b>Variance since September 2017</b>	<b>1.1%</b>	<b>→</b>



### ACTIVITY

Cumulative percentage of contracted UDA delivered 2018 & 2019



Month	Adjusted Scheduled Activity (UDA)	
	2018	2019
April	815	1,092
May	2,971	3,920
June	4,163	5,958
July	6,642	8,903
August	8,693	10,248
September	11,500	12,673
October	13,972	
November	16,407	
December	18,416	
January	20,506	
February	23,819	
March	27,049	
April	28,292	
May	28,333	
June	28,349	

### QUALITY

	Quantity	Base Number	Contract	AT	Region	England
% of FP17s for the same patient ID Re-attending within 3 months - Children	100	1,790	5.6%	9.8%	11.4%	11.6%
% of FP17s for the same patient ID Re-attending within 3 months - Adults	605	4,663	13.0%	13.2%	15.0%	15.5%
% of FP17s for the same patient ID Re-attending between 3 & 9 months - Children	896	1,790	50.1%	60.9%	59.9%	58.8%
% of FP17s for the same patient ID Re-attending between 3 & 9 months - Adults	2,192	4,663	47.0%	55.1%	52.0%	51.1%
% of FP17s for Band 1 Urgent Courses	461	5,842	7.9%	7.2%	8.0%	9.0%
% of FP17s Relating to Free Repair or Replacements	73	5,842	1.2%	0.9%	0.8%	0.8%
% of FP17s Relating to Continuations	46	5,842	0.8%	1.1%	0.9%	0.9%
% of Patients satisfied with the dentistry they have received	7	7	N/A	93.8%	93.5%	93.3%
% of Patients satisfied with the time they had to wait for an appointment	7	7	N/A	91.1%	89.1%	88.9%

\* This is based on patients treated on this contract for their most recent course of treatment. Figures in italics indicate the base number of FP17s or Patient Questionnaire responses are less than 100. N/A is shown where the base number of responses is less than 10 during the period. % is calculated as Quantity/Base number\*100

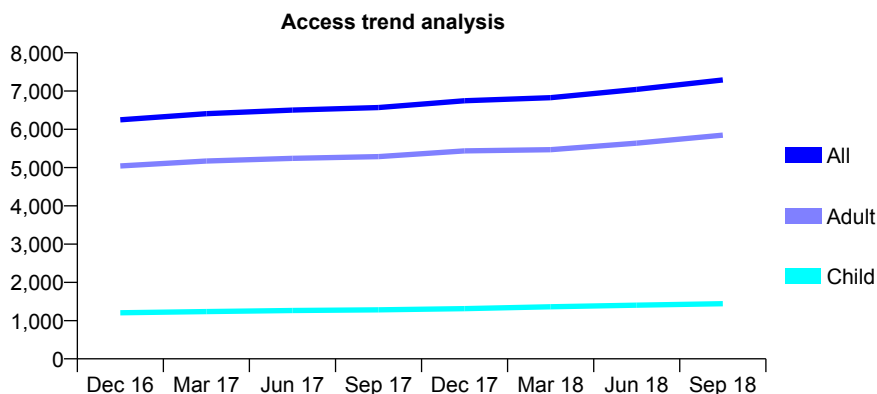
## Q60 - Vital Signs At a Glance Contract Report for 165581/0001 - September 2018

Name or company name	Meir Health Dental Surgery
Contract type name	GDS Contract
Purpose of contract	General
Contract start date	01/04/2010
Contract end date	

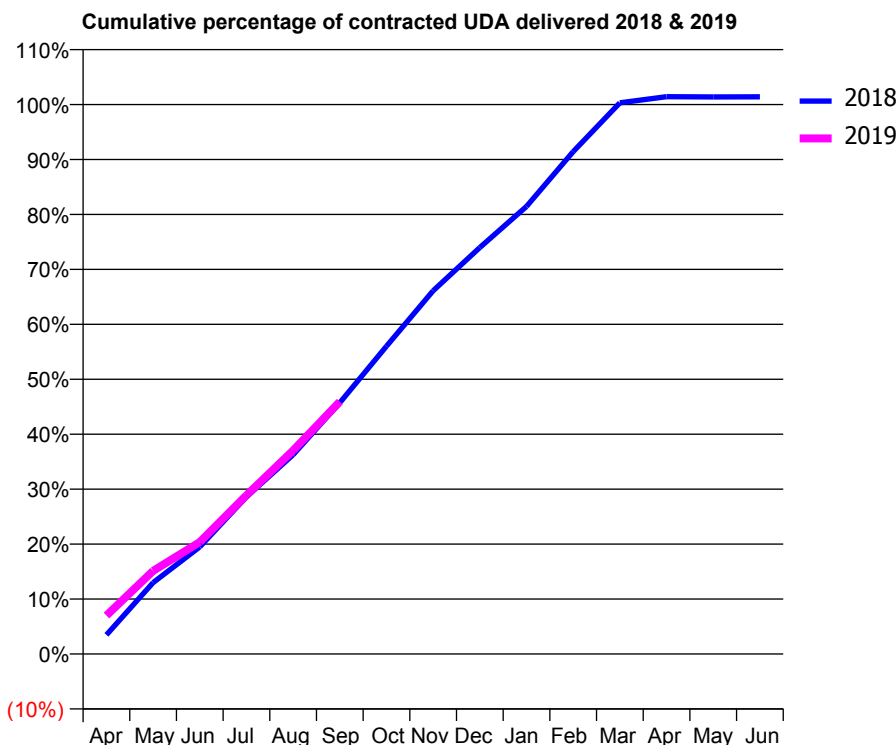
18/19 Contracted general activity (UDA)	22,250
Carry forward general activity (UDA)	-240
18/19 Contracted orthodontic activity (UOA)	0
Carry forward orthodontic activity (UOA)	0
Baseline contract value	£584,241.85

### ACCESS\*

Patients seen in 24 months	Total	Change since previous quarter
Quarter ending September 2017	6,568	
Quarter ending December 2017	6,748	↑
Quarter ending March 2018	6,828	→
Quarter ending June 2018	7,043	↑
Quarter ending September 2018	7,289	↑
<b>Variance since September 2017</b>	<b>11.0%</b>	<b>↑</b>



### ACTIVITY



Month	Adjusted Scheduled Activity (UDA)	
	2018	2019
April	601	1,555
May	2,241	3,369
June	3,365	4,532
July	4,932	6,426
August	6,258	8,243
September	7,889	10,217
October	9,661	
November	11,406	
December	12,760	
January	14,052	
February	15,772	
March	17,305	
April	17,495	
May	17,488	
June	17,490	

### QUALITY

	Quantity	Base Number	Contract	AT	Region	England
% of FP17s for the same patient ID Re-attending within 3 months - Children	40	1,006	4.0%	9.8%	11.4%	11.6%
% of FP17s for the same patient ID Re-attending within 3 months - Adults	367	4,291	8.6%	13.2%	15.0%	15.5%
% of FP17s for the same patient ID Re-attending between 3 & 9 months - Children	586	1,006	58.3%	60.9%	59.9%	58.8%
% of FP17s for the same patient ID Re-attending between 3 & 9 months - Adults	2,592	4,291	60.4%	55.1%	52.0%	51.1%
% of FP17s for Band 1 Urgent Courses	236	5,169	4.6%	7.2%	8.0%	9.0%
% of FP17s Relating to Free Repair or Replacements	42	5,169	0.8%	0.9%	0.8%	0.8%
% of FP17s Relating to Continuations	17	5,169	0.3%	1.1%	0.9%	0.9%
% of Patients satisfied with the dentistry they have received	3	3	N/A	93.8%	93.5%	93.3%
% of Patients satisfied with the time they had to wait for an appointment	3	3	N/A	91.1%	89.1%	88.9%

\* This is based on patients treated on this contract for their most recent course of treatment. Figures in italics indicate the base number of FP17s or Patient Questionnaire responses are less than 100. N/A is shown where the base number of responses is less than 10 during the period. % is calculated as Quantity/Base number\*100

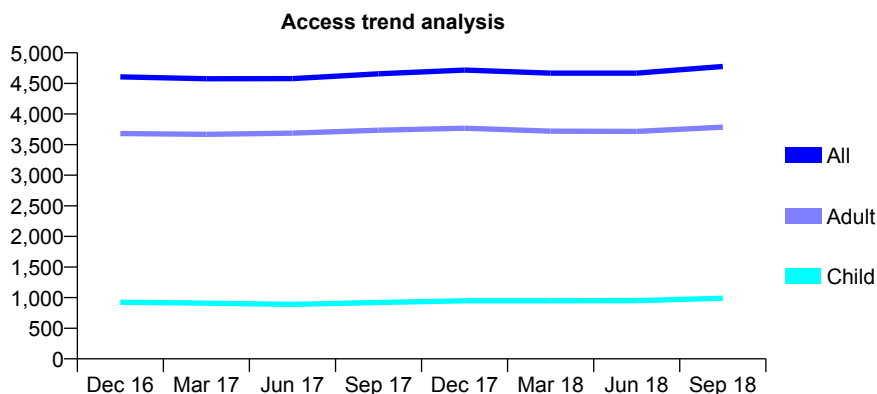
## Q60 - Vital Signs At a Glance Contract Report for 165832/0001 - September 2018

Name or company name	Dam Street Dental Practice
Contract type name	GDS Contract
Purpose of contract	General
Contract start date	16/05/2012
Contract end date	

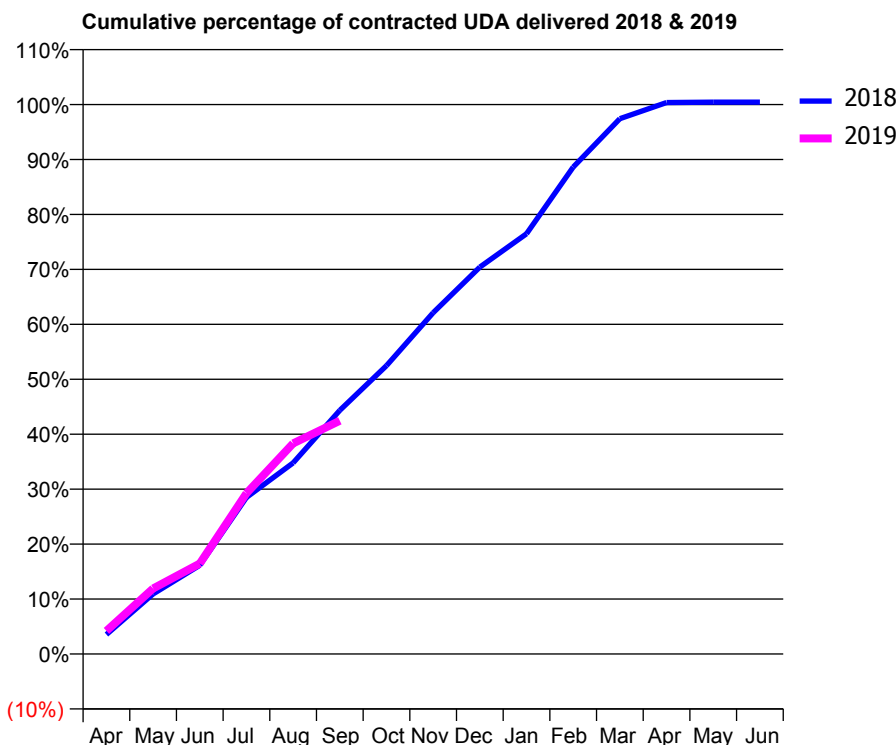
18/19 Contracted general activity (UDA)	12,810
Carry forward general activity (UDA)	-54
18/19 Contracted orthodontic activity (UOA)	0
Carry forward orthodontic activity (UOA)	0
Baseline contract value	£330,037.02

### ACCESS\*

Patients seen in 24 months	Total	Change since previous quarter
Quarter ending September 2017	4,656	
Quarter ending December 2017	4,717	→
Quarter ending March 2018	4,667	↓
Quarter ending June 2018	4,667	→
Quarter ending September 2018	4,776	↑
<b>Variance since September 2017</b>	<b>2.6%</b>	<b>↑</b>



### ACTIVITY



Month	Adjusted Scheduled Activity (UDA)	
	2018	2019
April	435	538
May	1,334	1,529
June	1,973	2,108
July	3,481	3,746
August	4,246	4,911
September	5,414	5,437
October	6,407	
November	7,585	
December	8,598	
January	9,336	
February	10,820	
March	11,895	
April	12,254	
May	12,264	
June	12,264	

### QUALITY

	Quantity	Base Number	Contract	AT	Region	England
% of FP17s for the same patient ID Re-attending within 3 months - Children	50	609	8.2%	9.8%	11.4%	11.6%
% of FP17s for the same patient ID Re-attending within 3 months - Adults	356	2,386	14.9%	13.2%	15.0%	15.5%
% of FP17s for the same patient ID Re-attending between 3 & 9 months - Children	287	609	47.1%	60.9%	59.9%	58.8%
% of FP17s for the same patient ID Re-attending between 3 & 9 months - Adults	1,175	2,386	49.2%	55.1%	52.0%	51.1%
% of FP17s for Band 1 Urgent Courses	151	2,580	5.9%	7.2%	8.0%	9.0%
% of FP17s Relating to Free Repair or Replacements	35	2,580	1.4%	0.9%	0.8%	0.8%
% of FP17s Relating to Continuations	48	2,580	1.9%	1.1%	0.9%	0.9%
% of Patients satisfied with the dentistry they have received	3	3	N/A	93.8%	93.5%	93.3%
% of Patients satisfied with the time they had to wait for an appointment	3	3	N/A	91.1%	89.1%	88.9%

\* This is based on patients treated on this contract for their most recent course of treatment. Figures in italics indicate the base number of FP17s or Patient Questionnaire responses are less than 100. N/A is shown where the base number of responses is less than 10 during the period. % is calculated as Quantity/Base number\*100

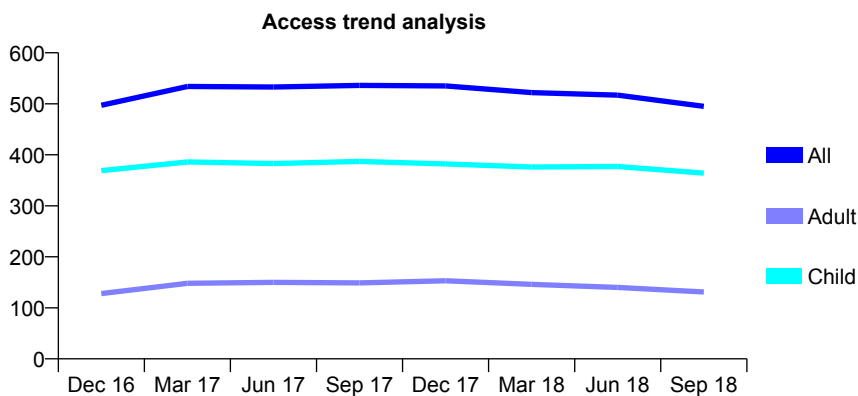
## Q60 - Vital Signs At a Glance Contract Report for 166219/0001 - September 2018

Name or company name	Grocott and Vlok
Contract type name	GDS Contract
Purpose of contract	General
Contract start date	18/05/2015
Contract end date	

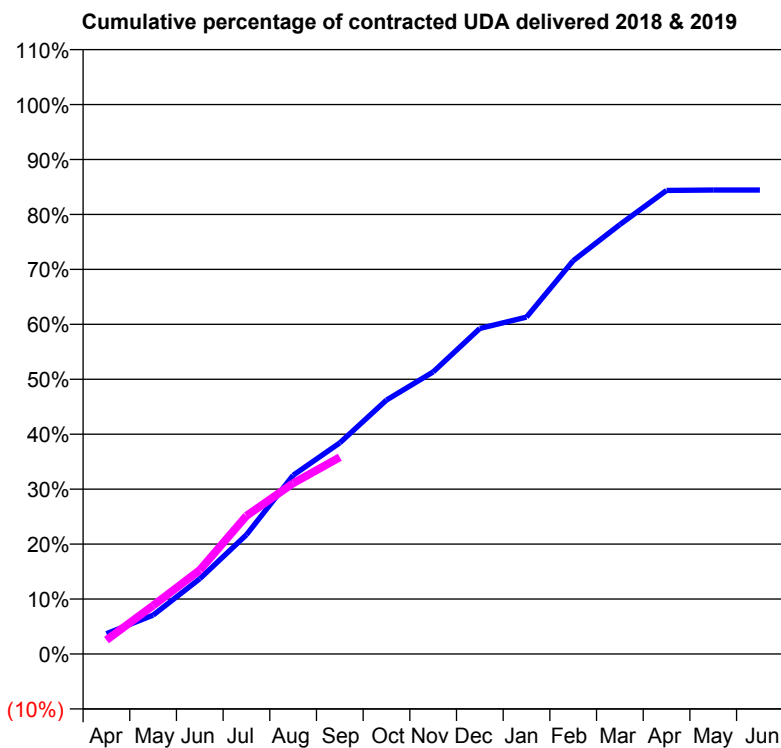
18/19 Contracted general activity (UDA)	1,471
Carry forward general activity (UDA)	0
18/19 Contracted orthodontic activity (UOA)	0
Carry forward orthodontic activity (UOA)	0
Baseline contract value	£39,799.10

### ACCESS\*

Patients seen in 24 months	Total	Change since previous quarter
Quarter ending September 2017	536	
Quarter ending December 2017	535	→
Quarter ending March 2018	522	↓
Quarter ending June 2018	517	→
Quarter ending September 2018	495	↓
<b>Variance since September 2017</b>	<b>(7.6%)</b>	<b>↓</b>



### ACTIVITY



Month	Adjusted Scheduled Activity (UDA)	
	2018	2019
April	54	37
May	104	130
June	201	225
July	319	370
August	479	457
September	565	527
October	680	
November	755	
December	872	
January	902	
February	1,053	
March	1,150	
April	1,241	
May	1,242	
June	1,242	

### QUALITY

	Quantity	Base Number	Contract	AT	Region	England
% of FP17s for the same patient ID Re-attending within 3 months - Children	20	274	7.3%	9.8%	11.4%	11.6%
% of FP17s for the same patient ID Re-attending within 3 months - Adults	13	64	20.3%	13.2%	15.0%	15.5%
% of FP17s for the same patient ID Re-attending between 3 & 9 months - Children	170	274	62.0%	60.9%	59.9%	58.8%
% of FP17s for the same patient ID Re-attending between 3 & 9 months - Adults	32	64	50.0%	55.1%	52.0%	51.1%
% of FP17s for Band 1 Urgent Courses	8	300	2.7%	7.2%	8.0%	9.0%
% of FP17s Relating to Free Repair or Replacements	0	300	0.0%	0.9%	0.8%	0.8%
% of FP17s Relating to Continuations	0	300	0.0%	1.1%	0.9%	0.9%
% of Patients satisfied with the dentistry they have received	0	0	N/A	93.8%	93.5%	93.3%
% of Patients satisfied with the time they had to wait for an appointment	0	0	N/A	91.1%	89.1%	88.9%

\* This is based on patients treated on this contract for their most recent course of treatment. Figures in italics indicate the base number of FP17s or Patient Questionnaire responses are less than 100. N/A is shown where the base number of responses is less than 10 during the period. % is calculated as Quantity/Base number\*100

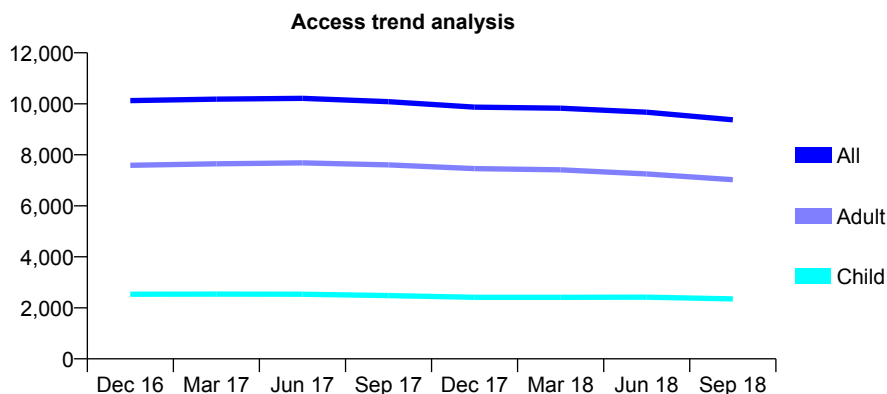
## Q60 - Vital Signs At a Glance Contract Report for 168971/0001 - September 2018

Name or company name	Blurton Dental Centre
Contract type name	GDS Contract
Purpose of contract	General
Contract start date	01/04/2012
Contract end date	

18/19 Contracted general activity (UDA)	28,918
Carry forward general activity (UDA)	0
18/19 Contracted orthodontic activity (UOA)	0
Carry forward orthodontic activity (UOA)	0
Baseline contract value	£748,171.31

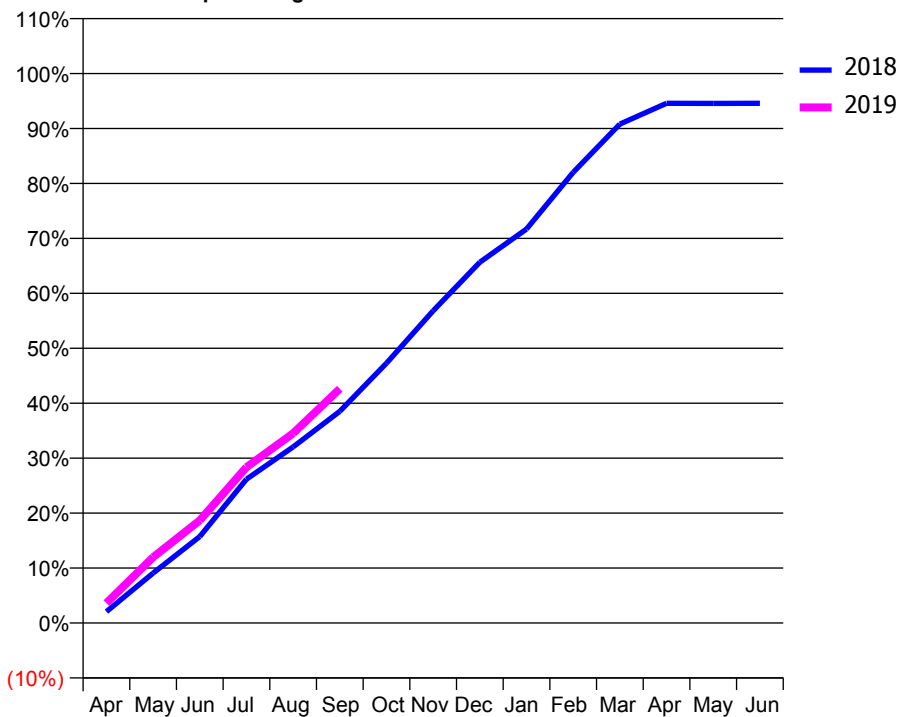
### ACCESS\*

Patients seen in 24 months	Total	Change since previous quarter
Quarter ending September 2017	10,085	
Quarter ending December 2017	9,871	↓
Quarter ending March 2018	9,825	→
Quarter ending June 2018	9,671	↓
Quarter ending September 2018	9,375	↓
<b>Variance since September 2017</b>	<b>(7.0%)</b>	<b>↓</b>



### ACTIVITY

Cumulative percentage of contracted UDA delivered 2018 & 2019



Month	Adjusted Scheduled Activity (UDA)	
	2018	2019
April	603	1,050
May	2,630	3,467
June	4,554	5,401
July	7,566	8,199
August	9,268	9,980
September	11,142	12,329
October	13,674	
November	16,428	
December	18,986	
January	20,736	
February	23,717	
March	26,259	
April	27,349	
May	27,347	
June	27,350	

### QUALITY

	Quantity	Base Number	Contract	AT	Region	England
% of FP17s for the same patient ID Re-attending within 3 months - Children	131	1,613	8.1%	9.8%	11.4%	11.6%
% of FP17s for the same patient ID Re-attending within 3 months - Adults	600	4,800	12.5%	13.2%	15.0%	15.5%
% of FP17s for the same patient ID Re-attending between 3 & 9 months - Children	982	1,613	60.9%	60.9%	59.9%	58.8%
% of FP17s for the same patient ID Re-attending between 3 & 9 months - Adults	3,041	4,800	63.4%	55.1%	52.0%	51.1%
% of FP17s for Band 1 Urgent Courses	287	5,918	4.8%	7.2%	8.0%	9.0%
% of FP17s Relating to Free Repair or Replacements	59	5,918	1.0%	0.9%	0.8%	0.8%
% of FP17s Relating to Continuations	113	5,918	1.9%	1.1%	0.9%	0.9%
% of Patients satisfied with the dentistry they have received	4	4	N/A	93.8%	93.5%	93.3%
% of Patients satisfied with the time they had to wait for an appointment	4	4	N/A	91.1%	89.1%	88.9%

\* This is based on patients treated on this contract for their most recent course of treatment. Figures in italics indicate the base number of FP17s or Patient Questionnaire responses are less than 100. N/A is shown where the base number of responses is less than 10 during the period. % is calculated as Quantity/Base number\*100



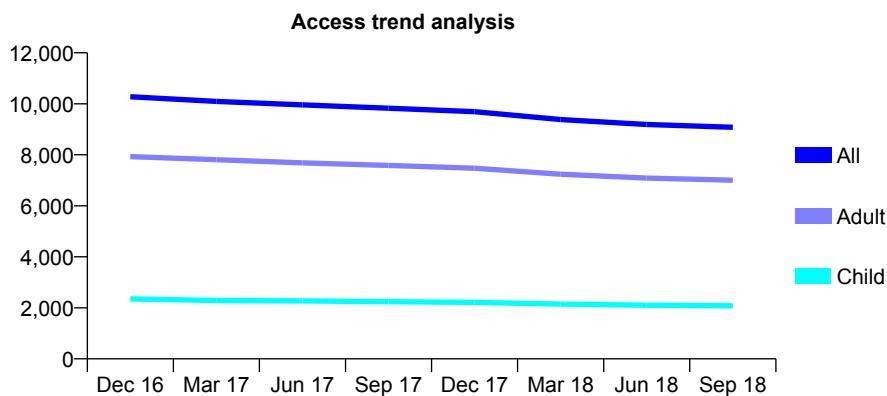
## Q60 - Vital Signs At a Glance Contract Report for 171077/0001 - September 2018

Name or company name	Avondale House Surgery Ltd
Contract type name	GDS Contract
Purpose of contract	General
Contract start date	04/09/2009
Contract end date	

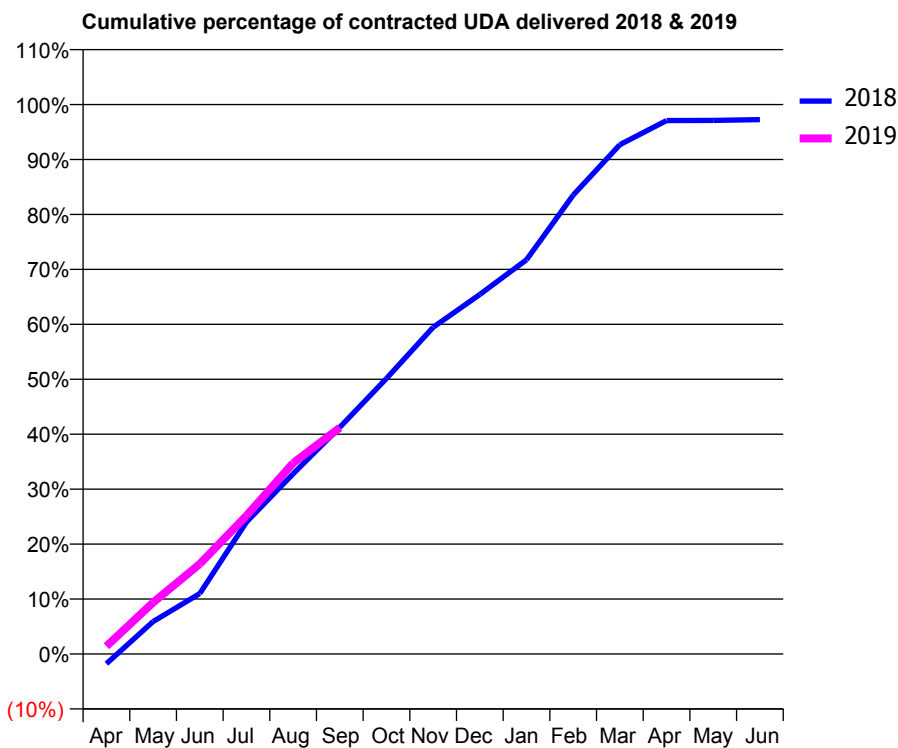
18/19 Contracted general activity (UDA)	30,210
Carry forward general activity (UDA)	834
18/19 Contracted orthodontic activity (UOA)	0
Carry forward orthodontic activity (UOA)	0
Baseline contract value	£804,322.50

### ACCESS\*

Patients seen in 24 months	Total	Change since previous quarter
Quarter ending September 2017	9,825	
Quarter ending December 2017	9,690	↓
Quarter ending March 2018	9,382	↓
Quarter ending June 2018	9,189	↓
Quarter ending September 2018	9,080	↓
<b>Variance since September 2017</b>	<b>(7.6%)</b>	<b>↓</b>



### ACTIVITY



Month	Adjusted Scheduled Activity (UDA)	
	2018	2019
April	-537	426
May	1,786	2,834
June	3,324	4,952
July	7,251	7,607
August	9,907	10,499
September	12,464	12,441
October	15,151	
November	17,966	
December	19,765	
January	21,675	
February	25,233	
March	28,004	
April	29,331	
May	29,332	
June	29,376	

### QUALITY

	Quantity	Base Number	Contract	AT	Region	England
% of FP17s for the same patient ID Re-attending within 3 months - Children	102	1,308	7.8%	9.8%	11.4%	11.6%
% of FP17s for the same patient ID Re-attending within 3 months - Adults	715	4,379	16.3%	13.2%	15.0%	15.5%
% of FP17s for the same patient ID Re-attending between 3 & 9 months - Children	693	1,308	53.0%	60.9%	59.9%	58.8%
% of FP17s for the same patient ID Re-attending between 3 & 9 months - Adults	2,135	4,379	48.8%	55.1%	52.0%	51.1%
% of FP17s for Band 1 Urgent Courses	492	5,189	9.5%	7.2%	8.0%	9.0%
% of FP17s Relating to Free Repair or Replacements	101	5,189	1.9%	0.9%	0.8%	0.8%
% of FP17s Relating to Continuations	27	5,189	0.5%	1.1%	0.9%	0.9%
% of Patients satisfied with the dentistry they have received	10	10	100.0%	93.8%	93.5%	93.3%
% of Patients satisfied with the time they had to wait for an appointment	10	10	100.0%	91.1%	89.1%	88.9%

\* This is based on patients treated on this contract for their most recent course of treatment. Figures in italics indicate the base number of FP17s or Patient Questionnaire responses are less than 100. N/A is shown where the base number of responses is less than 10 during the period. % is calculated as Quantity/Base number\*100

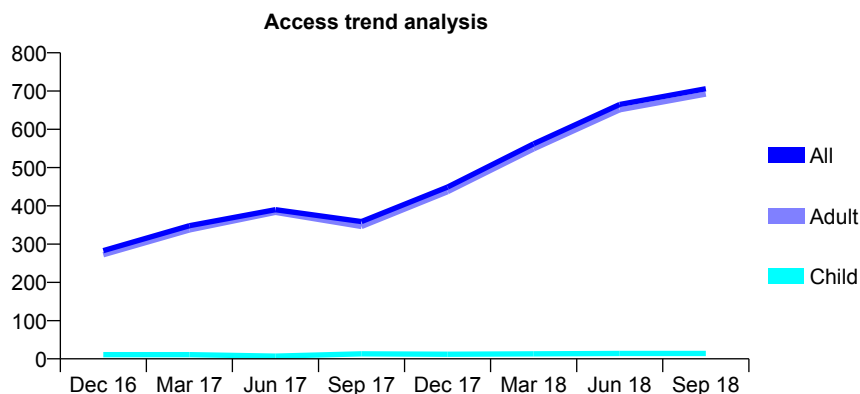
## Q60 - Vital Signs At a Glance Contract Report for 175293/0001 - September 2018

Name or company name	Stirchley Dental Practice
Contract type name	PDS Contract
Purpose of contract	General
Contract start date	01/07/2015
Contract end date	31/03/2020

18/19 Contracted general activity (UDA)	1,800
Carry forward general activity (UDA)	0
18/19 Contracted orthodontic activity (UOA)	0
Carry forward orthodontic activity (UOA)	0
Baseline contract value	£73,384.26

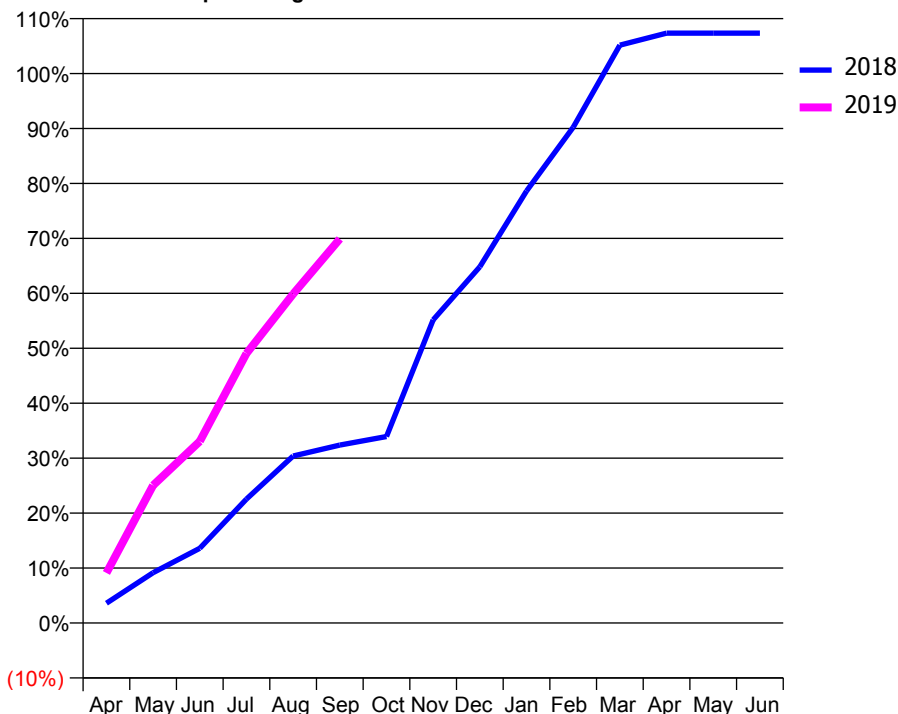
### ACCESS\*

Patients seen in 24 months	Total	Change since previous quarter
Quarter ending September 2017	359	
Quarter ending December 2017	449	↑
Quarter ending March 2018	562	↑
Quarter ending June 2018	665	↑
Quarter ending September 2018	706	↑
<b>Variance since September 2017</b>	<b>96.7%</b>	<b>↑</b>



### ACTIVITY

Cumulative percentage of contracted UDA delivered 2018 & 2019



Month	Adjusted Scheduled Activity (UDA)	
	2018	2019
April	65	164
May	165	451
June	245	595
July	406	883
August	547	1,078
September	583	1,258
October	611	
November	993	
December	1,167	
January	1,415	
February	1,624	
March	1,893	
April	1,932	
May	1,932	
June	1,932	

### QUALITY

	Quantity	Base Number	Contract	AT	Region	England
% of FP17s for the same patient ID Re-attending within 3 months - Children	0	10	0.0%	9.8%	11.4%	11.6%
% of FP17s for the same patient ID Re-attending within 3 months - Adults	2	440	0.5%	13.2%	15.0%	15.5%
% of FP17s for the same patient ID Re-attending between 3 & 9 months - Children	0	10	0.0%	60.9%	59.9%	58.8%
% of FP17s for the same patient ID Re-attending between 3 & 9 months - Adults	2	440	0.5%	55.1%	52.0%	51.1%
% of FP17s for Band 1 Urgent Courses	0	437	0.0%	7.2%	8.0%	9.0%
% of FP17s Relating to Free Repair or Replacements	0	437	0.0%	0.9%	0.8%	0.8%
% of FP17s Relating to Continuations	0	437	0.0%	1.1%	0.9%	0.9%
% of Patients satisfied with the dentistry they have received	1	1	N/A	93.8%	93.5%	93.3%
% of Patients satisfied with the time they had to wait for an appointment	0	1	N/A	91.1%	89.1%	88.9%

\* This is based on patients treated on this contract for their most recent course of treatment. Figures in italics indicate the base number of FP17s or Patient Questionnaire responses are less than 100. N/A is shown where the base number of responses is less than 10 during the period. % is calculated as Quantity/Base number\*100

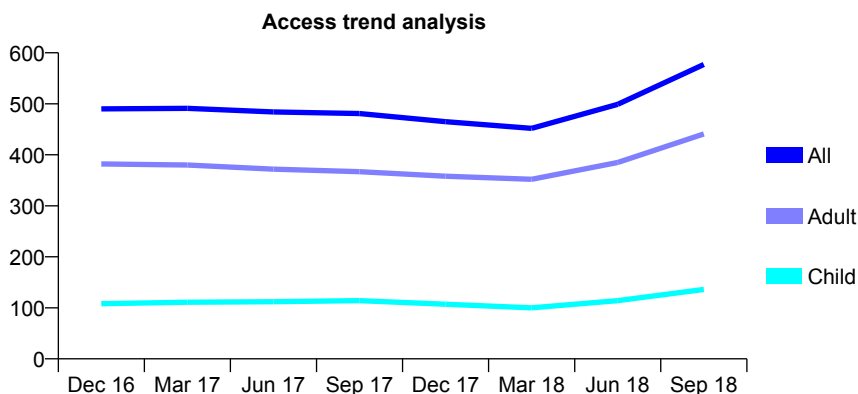
## Q60 - Vital Signs At a Glance Contract Report for 17552/0001 - September 2018

Name or company name	Britannia House Dental Practice
Contract type name	GDS Contract
Purpose of contract	General
Contract start date	01/12/2009
Contract end date	

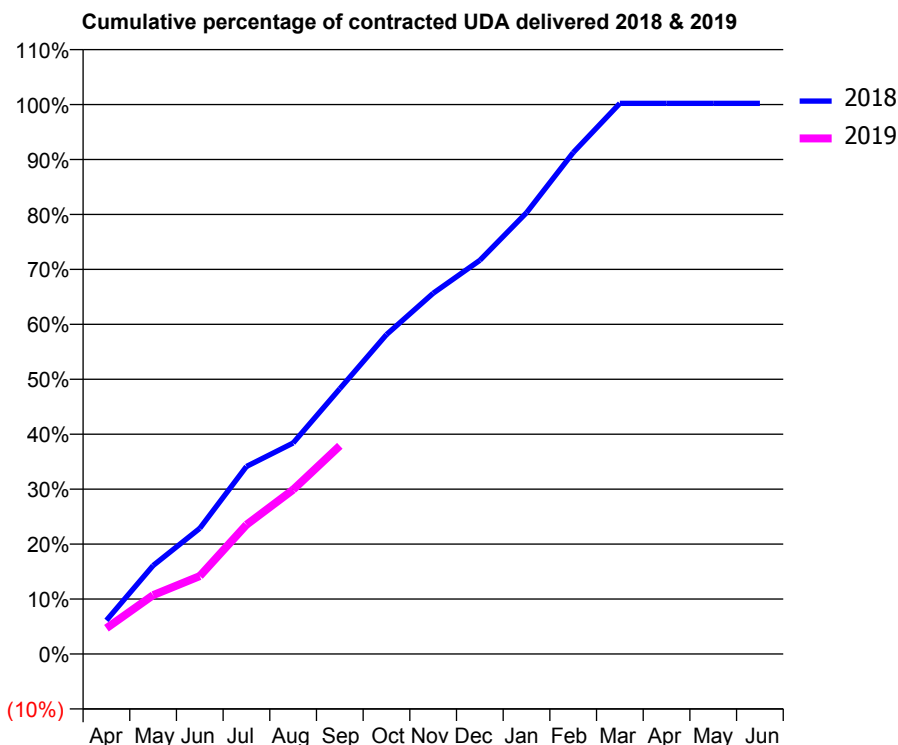
18/19 Contracted general activity (UDA)	2,762
Carry forward general activity (UDA)	-3
18/19 Contracted orthodontic activity (UOA)	0
Carry forward orthodontic activity (UOA)	0
Baseline contract value	£70,731.42

### ACCESS\*

Patients seen in 24 months	Total	Change since previous quarter
Quarter ending September 2017	481	
Quarter ending December 2017	465	↓
Quarter ending March 2018	452	↓
Quarter ending June 2018	499	↑
Quarter ending September 2018	577	↑
<b>Variance since September 2017</b>	<b>20.0%</b>	<b>↑</b>



### ACTIVITY



Adjusted Scheduled Activity (UDA)		
Month	2018	2019
April	88	130
May	231	296
June	329	392
July	491	650
August	552	826
September	694	1,047
October	836	
November	944	
December	1,030	
January	1,155	
February	1,312	
March	1,441	
April	1,441	
May	1,441	
June	1,441	

### QUALITY

	Quantity	Base Number	Contract	AT	Region	England
% of FP17s for the same patient ID Re-attending within 3 months - Children	3	120	2.5%	9.8%	11.4%	11.6%
% of FP17s for the same patient ID Re-attending within 3 months - Adults	43	391	11.0%	13.2%	15.0%	15.5%
% of FP17s for the same patient ID Re-attending between 3 & 9 months - Children	57	120	47.5%	60.9%	59.9%	58.8%
% of FP17s for the same patient ID Re-attending between 3 & 9 months - Adults	200	391	51.2%	55.1%	52.0%	51.1%
% of FP17s for Band 1 Urgent Courses	64	511	12.5%	7.2%	8.0%	9.0%
% of FP17s Relating to Free Repair or Replacements	0	511	0.0%	0.9%	0.8%	0.8%
% of FP17s Relating to Continuations	1	511	0.2%	1.1%	0.9%	0.9%
% of Patients satisfied with the dentistry they have received	0	0	N/A	93.8%	93.5%	93.3%
% of Patients satisfied with the time they had to wait for an appointment	0	0	N/A	91.1%	89.1%	88.9%

\* This is based on patients treated on this contract for their most recent course of treatment. Figures in italics indicate the base number of FP17s or Patient Questionnaire responses are less than 100. N/A is shown where the base number of responses is less than 10 during the period. % is calculated as Quantity/Base number\*100

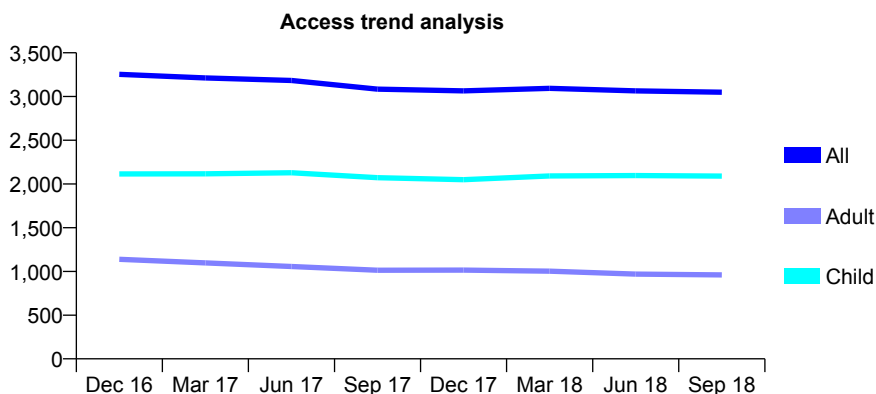
## Q60 - Vital Signs At a Glance Contract Report for 176907/0001 - September 2018

Name or company name	The Tutbury Dental Practice Ltd
Contract type name	GDS Contract
Purpose of contract	General
Contract start date	01/09/2009
Contract end date	

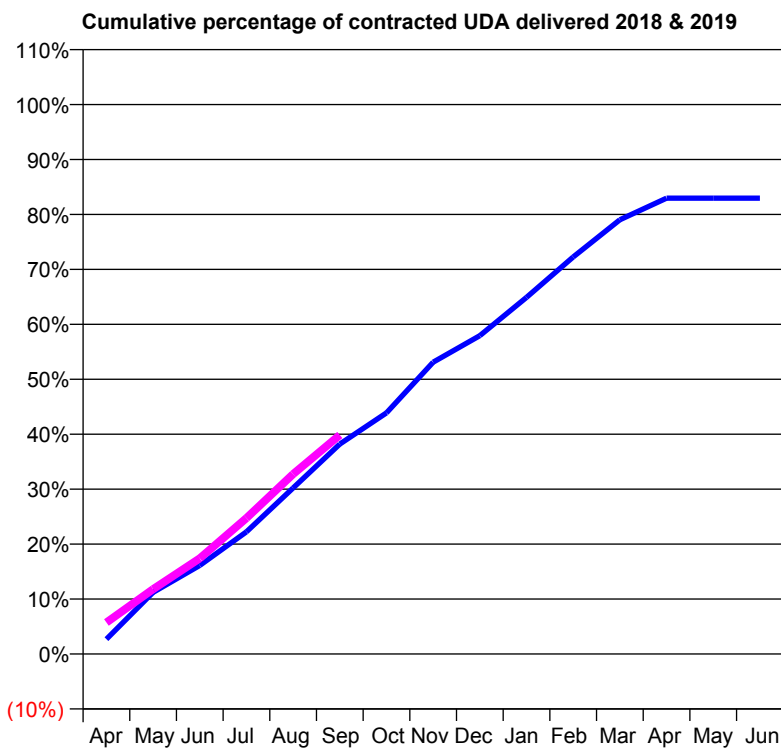
18/19 Contracted general activity (UDA)	9,200
Carry forward general activity (UDA)	0
18/19 Contracted orthodontic activity (UOA)	0
Carry forward orthodontic activity (UOA)	0
Baseline contract value	£206,016.64

### ACCESS\*

Patients seen in 24 months	Total	Change since previous quarter
Quarter ending September 2017	3,085	
Quarter ending December 2017	3,064	→
Quarter ending March 2018	3,094	→
Quarter ending June 2018	3,065	→
Quarter ending September 2018	3,050	→
<b>Variance since September 2017</b>	<b>(1.1%)</b>	<b>↓</b>



### ACTIVITY



Month	Adjusted Scheduled Activity (UDA)	
	2018	2019
April	248	528
May	1,033	1,087
June	1,484	1,602
July	2,046	2,277
August	2,780	3,012
September	3,515	3,667
October	4,037	
November	4,886	
December	5,330	
January	5,972	
February	6,647	
March	7,271	
April	7,632	
May	7,633	
June	7,633	

### QUALITY

	Quantity	Base Number	Contract	AT	Region	England
% of FP17s for the same patient ID Re-attending within 3 months - Children	176	2,000	8.8%	9.8%	11.4%	11.6%
% of FP17s for the same patient ID Re-attending within 3 months - Adults	94	608	15.5%	13.2%	15.0%	15.5%
% of FP17s for the same patient ID Re-attending between 3 & 9 months - Children	1,449	2,000	72.5%	60.9%	59.9%	58.8%
% of FP17s for the same patient ID Re-attending between 3 & 9 months - Adults	367	608	60.4%	55.1%	52.0%	51.1%
% of FP17s for Band 1 Urgent Courses	91	2,395	3.8%	7.2%	8.0%	9.0%
% of FP17s Relating to Free Repair or Replacements	0	2,395	0.0%	0.9%	0.8%	0.8%
% of FP17s Relating to Continuations	2	2,395	0.1%	1.1%	0.9%	0.9%
% of Patients satisfied with the dentistry they have received	0	0	N/A	93.8%	93.5%	93.3%
% of Patients satisfied with the time they had to wait for an appointment	0	0	N/A	91.1%	89.1%	88.9%

\* This is based on patients treated on this contract for their most recent course of treatment. Figures in italics indicate the base number of FP17s or Patient Questionnaire responses are less than 100. N/A is shown where the base number of responses is less than 10 during the period. % is calculated as Quantity/Base number\*100

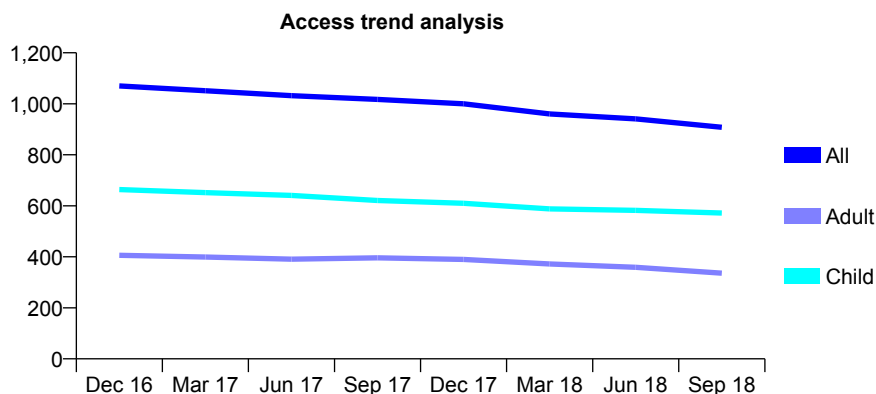
## Q60 - Vital Signs At a Glance Contract Report for 178160/0001 - September 2018

Name or company name	Diana Dental
Contract type name	GDS Contract
Purpose of contract	General
Contract start date	01/04/2013
Contract end date	

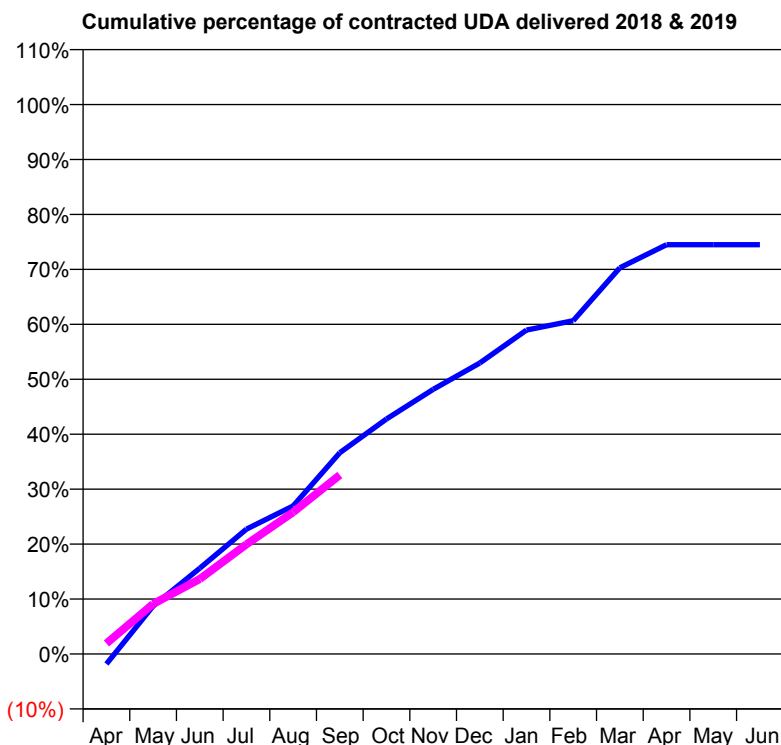
18/19 Contracted general activity (UDA)	2,600
Carry forward general activity (UDA)	0
18/19 Contracted orthodontic activity (UOA)	0
Carry forward orthodontic activity (UOA)	0
Baseline contract value	£63,570.00

### ACCESS\*

Patients seen in 24 months	Total	Change since previous quarter
Quarter ending September 2017	1,017	
Quarter ending December 2017	1,000	↓
Quarter ending March 2018	960	↓
Quarter ending June 2018	941	↓
Quarter ending September 2018	908	↓
<b>Variance since September 2017</b>	<b>(10.7%)</b>	<b>↓</b>



### ACTIVITY



Adjusted Scheduled Activity (UDA)		
Month	2018	2019
April	-55	50
May	262	237
June	469	355
July	682	519
August	809	671
September	1,099	847
October	1,283	
November	1,445	
December	1,589	
January	1,769	
February	1,820	
March	2,108	
April	2,234	
May	2,234	
June	2,234	

### QUALITY

	Quantity	Base Number	Contract	AT	Region	England
% of FP17s for the same patient ID Re-attending within 3 months - Children	17	447	3.8%	9.8%	11.4%	11.6%
% of FP17s for the same patient ID Re-attending within 3 months - Adults	14	191	7.3%	13.2%	15.0%	15.5%
% of FP17s for the same patient ID Re-attending between 3 & 9 months - Children	318	447	71.1%	60.9%	59.9%	58.8%
% of FP17s for the same patient ID Re-attending between 3 & 9 months - Adults	139	191	72.8%	55.1%	52.0%	51.1%
% of FP17s for Band 1 Urgent Courses	6	560	1.1%	7.2%	8.0%	9.0%
% of FP17s Relating to Free Repair or Replacements	0	560	0.0%	0.9%	0.8%	0.8%
% of FP17s Relating to Continuations	5	560	0.9%	1.1%	0.9%	0.9%
% of Patients satisfied with the dentistry they have received	0	0	N/A	93.8%	93.5%	93.3%
% of Patients satisfied with the time they had to wait for an appointment	0	0	N/A	91.1%	89.1%	88.9%

\* This is based on patients treated on this contract for their most recent course of treatment. Figures in italics indicate the base number of FP17s or Patient Questionnaire responses are less than 100. N/A is shown where the base number of responses is less than 10 during the period. % is calculated as Quantity/Base number\*100

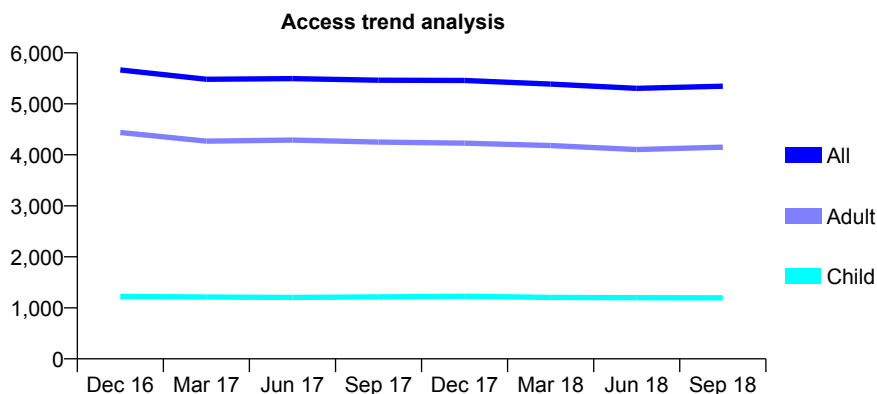
## Q60 - Vital Signs At a Glance Contract Report for 181110/0003 - September 2018

Name or company name	IDH Limited
Contract type name	GDS Contract
Purpose of contract	General
Contract start date	01/06/2008
Contract end date	

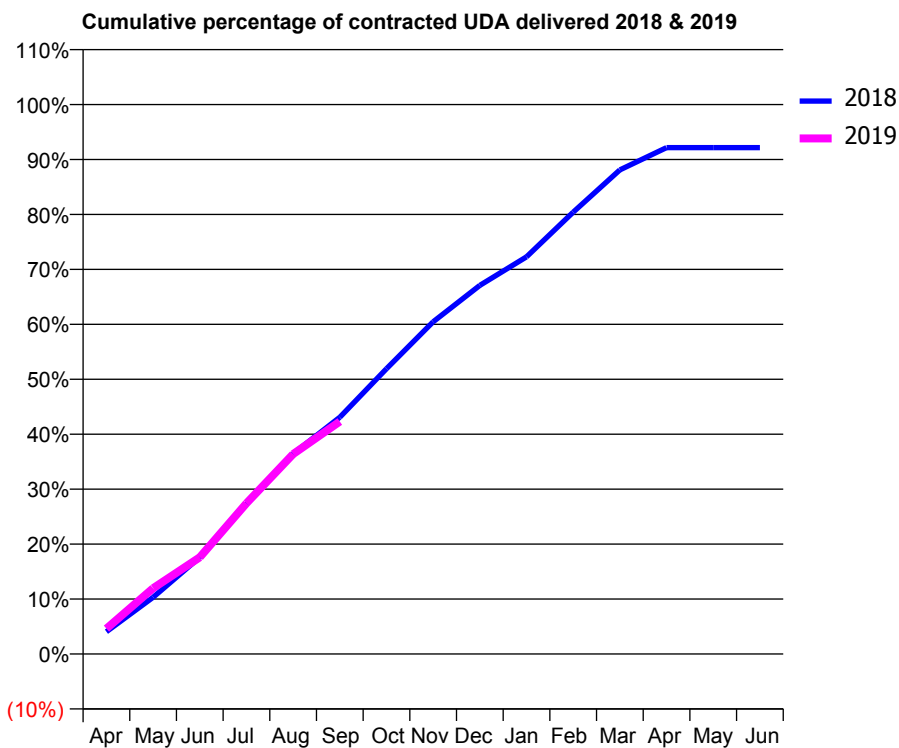
18/19 Contracted general activity (UDA)	18,451
Carry forward general activity (UDA)	0
18/19 Contracted orthodontic activity (UOA)	0
Carry forward orthodontic activity (UOA)	0
Baseline contract value	£426,161.72

### ACCESS\*

Patients seen in 24 months	Total	Change since previous quarter
Quarter ending September 2017	5,464	
Quarter ending December 2017	5,457	→
Quarter ending March 2018	5,386	↓
Quarter ending June 2018	5,303	↓
Quarter ending September 2018	5,346	→
<b>Variance since September 2017</b>	<b>(2.2%)</b>	<b>↓</b>



### ACTIVITY



Month	Adjusted Scheduled Activity (UDA)	
	2018	2019
April	749	852
May	1,904	2,211
June	3,249	3,248
July	5,037	5,060
August	6,726	6,712
September	7,952	7,806
October	9,579	
November	11,155	
December	12,380	
January	13,337	
February	14,838	
March	16,255	
April	17,004	
May	17,004	
June	17,004	

### QUALITY

	Quantity	Base Number	Contract	AT	Region	England
% of FP17s for the same patient ID Re-attending within 3 months - Children	37	838	4.4%	9.8%	11.4%	11.6%
% of FP17s for the same patient ID Re-attending within 3 months - Adults	311	2,612	11.9%	13.2%	15.0%	15.5%
% of FP17s for the same patient ID Re-attending between 3 & 9 months - Children	483	838	57.6%	60.9%	59.9%	58.8%
% of FP17s for the same patient ID Re-attending between 3 & 9 months - Adults	1,226	2,612	46.9%	55.1%	52.0%	51.1%
% of FP17s for Band 1 Urgent Courses	181	3,217	5.6%	7.2%	8.0%	9.0%
% of FP17s Relating to Free Repair or Replacements	10	3,217	0.3%	0.9%	0.8%	0.8%
% of FP17s Relating to Continuations	59	3,217	1.8%	1.1%	0.9%	0.9%
% of Patients satisfied with the dentistry they have received	0	0	N/A	93.8%	93.5%	93.3%
% of Patients satisfied with the time they had to wait for an appointment	0	0	N/A	91.1%	89.1%	88.9%

\* This is based on patients treated on this contract for their most recent course of treatment. Figures in italics indicate the base number of FP17s or Patient Questionnaire responses are less than 100. N/A is shown where the base number of responses is less than 10 during the period. % is calculated as Quantity/Base number\*100

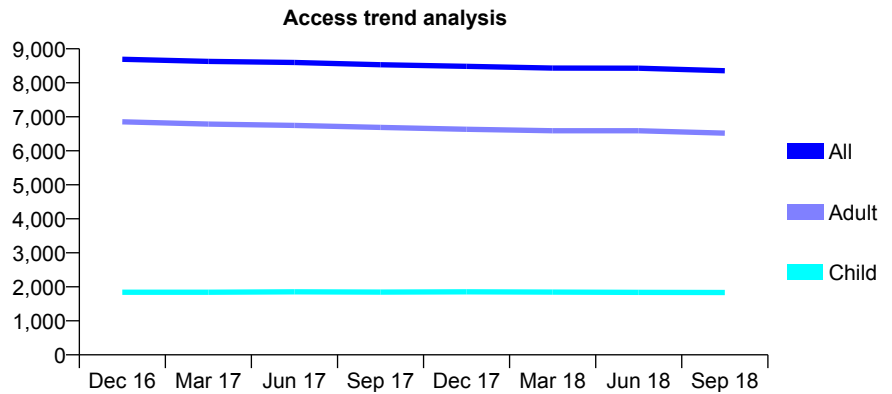
## Q60 - Vital Signs At a Glance Contract Report for 181110/0004 - September 2018

Name or company name	IDH Limited
Contract type name	GDS Contract
Purpose of contract	General and Orthodontic
Contract start date	01/08/2008
Contract end date	

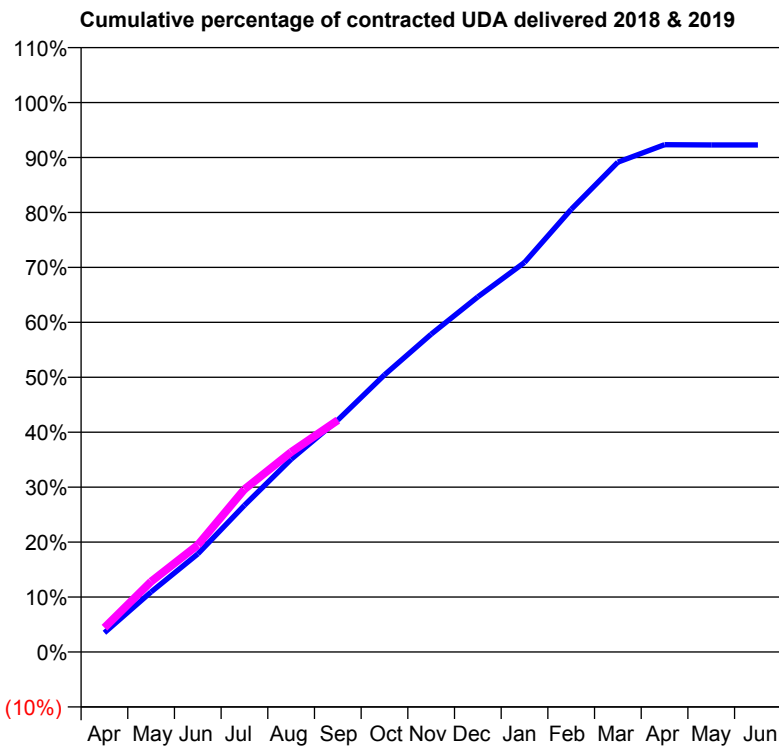
18/19 Contracted general activity (UDA)	25,040
Carry forward general activity (UDA)	0
18/19 Contracted orthodontic activity (UOA)	2,792
Carry forward orthodontic activity (UOA)	82
Baseline contract value	£787,632.41

### ACCESS\*

Patients seen in 24 months	Total	Change since previous quarter
Quarter ending September 2017	8,531	
Quarter ending December 2017	8,486	→
Quarter ending March 2018	8,435	→
Quarter ending June 2018	8,429	→
Quarter ending September 2018	8,353	→
<b>Variance since September 2017</b>	<b>(2.1%)</b>	<b>↓</b>



### ACTIVITY



Month	Adjusted Scheduled Activity (UDA)	
	2018	2019
April	876	1,108
May	2,736	3,213
June	4,467	4,877
July	6,690	7,418
August	8,784	9,109
September	10,570	10,563
October	12,632	
November	14,483	
December	16,182	
January	17,752	
February	20,169	
March	22,322	
April	23,117	
May	23,104	
June	23,104	

### QUALITY

	Quantity	Base Number	Contract	AT	Region	England
% of FP17s for the same patient ID Re-attending within 3 months - Children	93	1,345	6.9%	9.8%	11.4%	11.6%
% of FP17s for the same patient ID Re-attending within 3 months - Adults	586	4,294	13.6%	13.2%	15.0%	15.5%
% of FP17s for the same patient ID Re-attending between 3 & 9 months - Children	695	1,345	51.7%	60.9%	59.9%	58.8%
% of FP17s for the same patient ID Re-attending between 3 & 9 months - Adults	2,288	4,294	53.3%	55.1%	52.0%	51.1%
% of FP17s for Band 1 Urgent Courses	310	5,078	6.1%	7.2%	8.0%	9.0%
% of FP17s Relating to Free Repair or Replacements	20	5,078	0.4%	0.9%	0.8%	0.8%
% of FP17s Relating to Continuations	101	5,078	2.0%	1.1%	0.9%	0.9%
% of Patients satisfied with the dentistry they have received	7	7	N/A	93.8%	93.5%	93.3%
% of Patients satisfied with the time they had to wait for an appointment	7	7	N/A	91.1%	89.1%	88.9%

\* This is based on patients treated on this contract for their most recent course of treatment. Figures in italics indicate the base number of FP17s or Patient Questionnaire responses are less than 100. N/A is shown where the base number of responses is less than 10 during the period. % is calculated as Quantity/Base number\*100

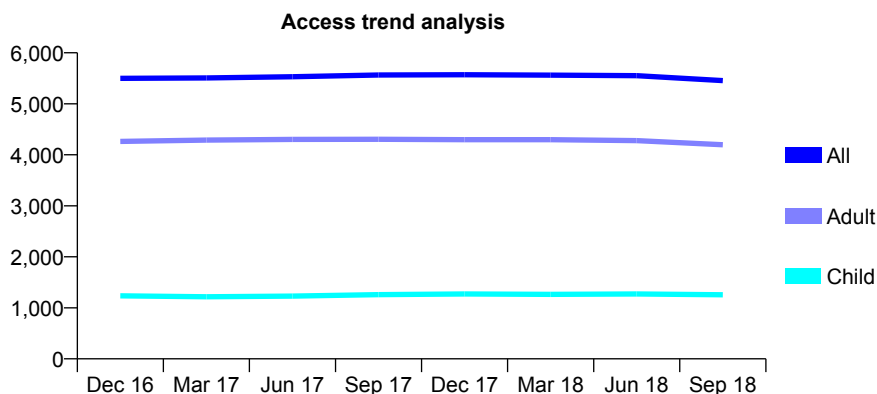
## Q60 - Vital Signs At a Glance Contract Report for 182141/0001 - September 2018

Name or company name	Audley Dental Practice Partnership
Contract type name	GDS Contract
Purpose of contract	General
Contract start date	01/04/2012
Contract end date	

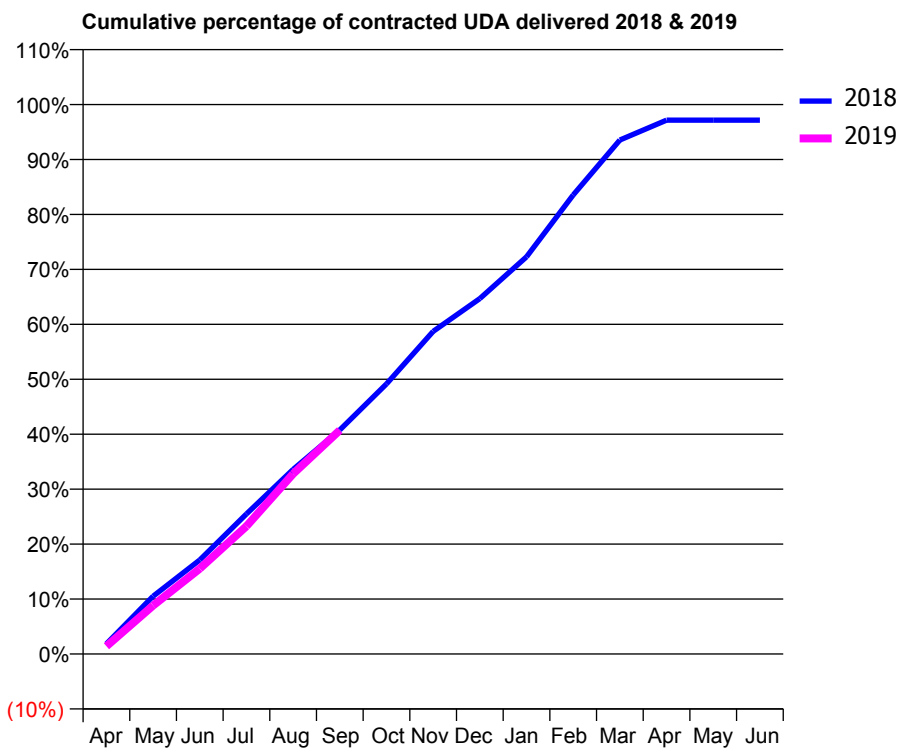
18/19 Contracted general activity (UDA)	16,106
Carry forward general activity (UDA)	457
18/19 Contracted orthodontic activity (UOA)	0
Carry forward orthodontic activity (UOA)	0
Baseline contract value	£398,800.11

### ACCESS\*

Patients seen in 24 months	Total	Change since previous quarter
Quarter ending September 2017	5,564	
Quarter ending December 2017	5,570	→
Quarter ending March 2018	5,561	→
Quarter ending June 2018	5,551	→
Quarter ending September 2018	5,455	↓
<b>Variance since September 2017</b>	<b>(2.0%)</b>	<b>↓</b>



### ACTIVITY



Month	Adjusted Scheduled Activity (UDA)	
	2018	2019
April	298	229
May	1,693	1,419
June	2,759	2,505
July	4,106	3,747
August	5,412	5,281
September	6,570	6,560
October	7,916	
November	9,457	
December	10,419	
January	11,641	
February	13,454	
March	15,065	
April	15,649	
May	15,649	
June	15,649	

### QUALITY

	Quantity	Base Number	Contract	AT	Region	England
% of FP17s for the same patient ID Re-attending within 3 months - Children	70	1,127	6.2%	9.8%	11.4%	11.6%
% of FP17s for the same patient ID Re-attending within 3 months - Adults	251	3,045	8.2%	13.2%	15.0%	15.5%
% of FP17s for the same patient ID Re-attending between 3 & 9 months - Children	853	1,127	75.7%	60.9%	59.9%	58.8%
% of FP17s for the same patient ID Re-attending between 3 & 9 months - Adults	2,060	3,045	67.7%	55.1%	52.0%	51.1%
% of FP17s for Band 1 Urgent Courses	92	3,926	2.3%	7.2%	8.0%	9.0%
% of FP17s Relating to Free Repair or Replacements	7	3,926	0.2%	0.9%	0.8%	0.8%
% of FP17s Relating to Continuations	37	3,926	0.9%	1.1%	0.9%	0.9%
% of Patients satisfied with the dentistry they have received	15	16	93.8%	93.8%	93.5%	93.3%
% of Patients satisfied with the time they had to wait for an appointment	16	16	100.0%	91.1%	89.1%	88.9%

\* This is based on patients treated on this contract for their most recent course of treatment. Figures in italics indicate the base number of FP17s or Patient Questionnaire responses are less than 100. N/A is shown where the base number of responses is less than 10 during the period. % is calculated as Quantity/Base number\*100



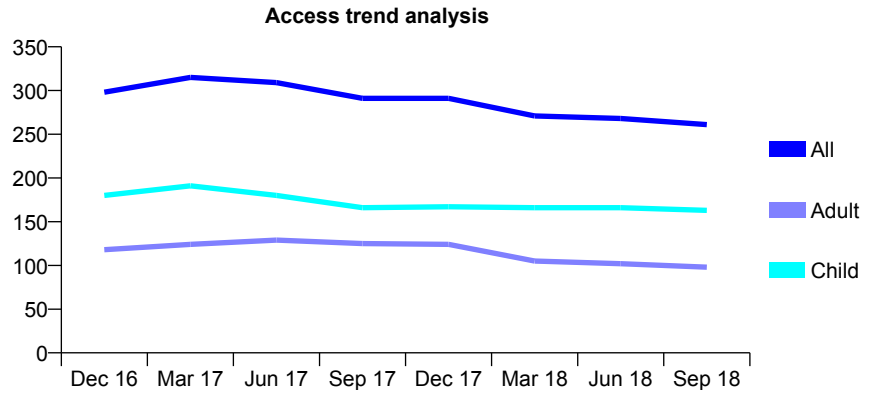
## Q60 - Vital Signs At a Glance Contract Report for 182389/0001 - September 2018

Name or company name	Mr W Herath
Contract type name	GDS Contract
Purpose of contract	General
Contract start date	04/01/2013
Contract end date	

18/19 Contracted general activity (UDA)	700
Carry forward general activity (UDA)	0
18/19 Contracted orthodontic activity (UOA)	0
Carry forward orthodontic activity (UOA)	0
Baseline contract value	£15,876.07

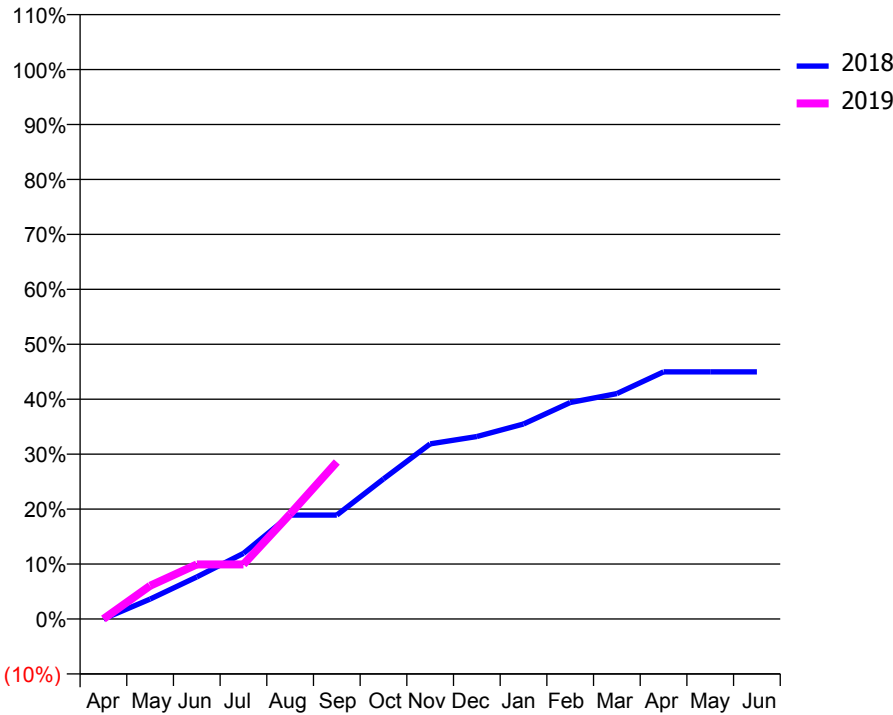
### ACCESS\*

Patients seen in 24 months	Total	Change since previous quarter
Quarter ending September 2017	291	
Quarter ending December 2017	291	→
Quarter ending March 2018	271	↓
Quarter ending June 2018	268	↓
Quarter ending September 2018	261	↓
<b>Variance since September 2017</b>	<b>(10.3%)</b>	<b>↓</b>



### ACTIVITY

Cumulative percentage of contracted UDA delivered 2018 & 2019



Adjusted Scheduled Activity (UDA)		
Month	2018	2019
April	0	0
May	38	42
June	80	70
July	125	70
August	199	134
September	199	200
October	268	
November	335	
December	349	
January	373	
February	414	
March	431	
April	472	
May	472	
June	472	

### QUALITY

	Quantity	Base Number	Contract	AT	Region	England
% of FP17s for the same patient ID Re-attending within 3 months - Children	2	120	1.7%	9.8%	11.4%	11.6%
% of FP17s for the same patient ID Re-attending within 3 months - Adults	8	51	15.7%	13.2%	15.0%	15.5%
% of FP17s for the same patient ID Re-attending between 3 & 9 months - Children	71	120	59.2%	60.9%	59.9%	58.8%
% of FP17s for the same patient ID Re-attending between 3 & 9 months - Adults	19	51	37.3%	55.1%	52.0%	51.1%
% of FP17s for Band 1 Urgent Courses	5	140	3.6%	7.2%	8.0%	9.0%
% of FP17s Relating to Free Repair or Replacements	0	140	0.0%	0.9%	0.8%	0.8%
% of FP17s Relating to Continuations	1	140	0.7%	1.1%	0.9%	0.9%
% of Patients satisfied with the dentistry they have received	0	0	N/A	93.8%	93.5%	93.3%
% of Patients satisfied with the time they had to wait for an appointment	0	0	N/A	91.1%	89.1%	88.9%

\* This is based on patients treated on this contract for their most recent course of treatment. Figures in italics indicate the base number of FP17s or Patient Questionnaire responses are less than 100. N/A is shown where the base number of responses is less than 10 during the period. % is calculated as Quantity/Base number\*100

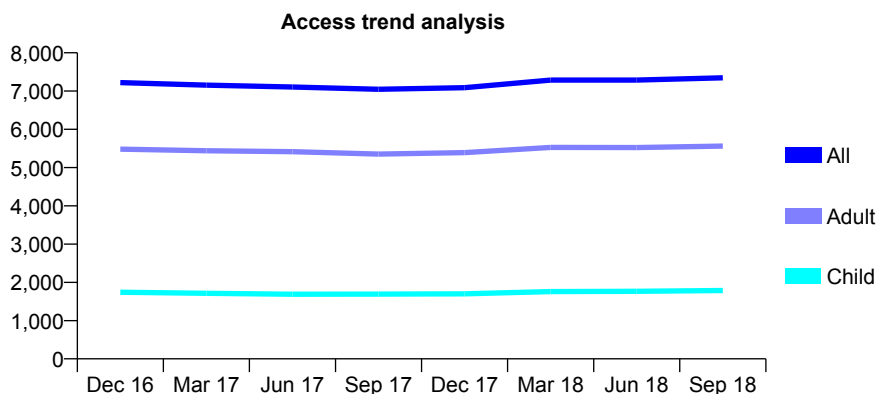
## Q60 - Vital Signs At a Glance Contract Report for 184411/0001 - September 2018

Name or company name	Mroke Limited
Contract type name	GDS Contract
Purpose of contract	General
Contract start date	01/04/2009
Contract end date	

18/19 Contracted general activity (UDA)	21,512
Carry forward general activity (UDA)	673
18/19 Contracted orthodontic activity (UOA)	0
Carry forward orthodontic activity (UOA)	0
Baseline contract value	£554,913.83

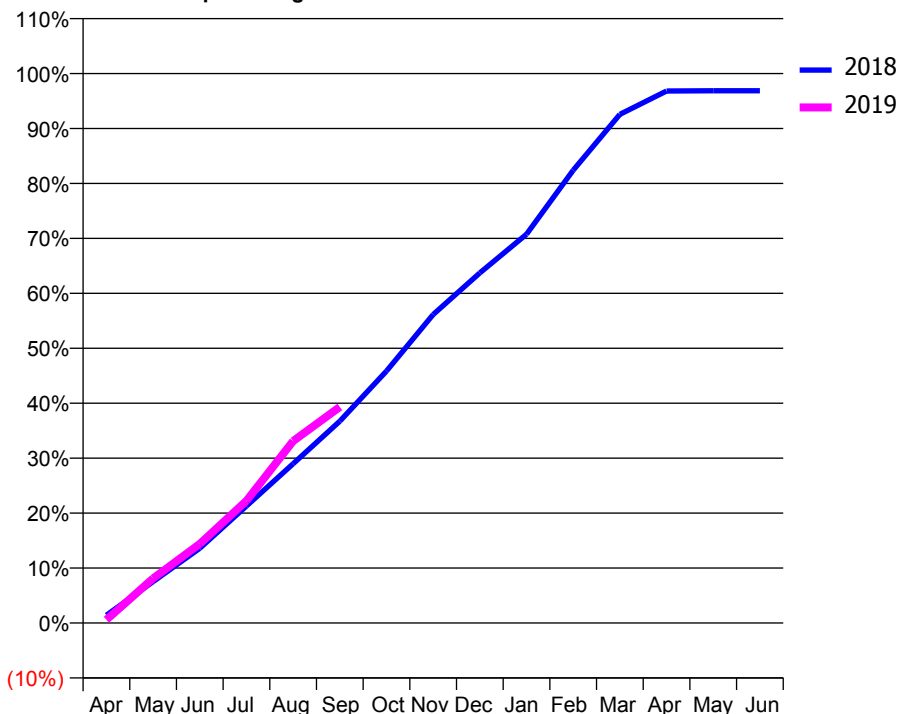
### ACCESS\*

Patients seen in 24 months	Total	Change since previous quarter
Quarter ending September 2017	7,045	
Quarter ending December 2017	7,090	→
Quarter ending March 2018	7,286	↑
Quarter ending June 2018	7,288	→
Quarter ending September 2018	7,348	→
<b>Variance since September 2017</b>	<b>4.3%</b>	<b>↑</b>



### ACTIVITY

Cumulative percentage of contracted UDA delivered 2018 & 2019



Month	Adjusted Scheduled Activity (UDA)	
	2018	2019
April	307	127
May	1,620	1,749
June	2,924	3,099
July	4,582	4,785
August	6,235	7,124
September	7,901	8,462
October	9,863	
November	12,078	
December	13,708	
January	15,218	
February	17,727	
March	19,911	
April	20,826	
May	20,837	
June	20,839	

### QUALITY

	Quantity	Base Number	Contract	AT	Region	England
% of FP17s for the same patient ID Re-attending within 3 months - Children	81	1,337	6.1%	9.8%	11.4%	11.6%
% of FP17s for the same patient ID Re-attending within 3 months - Adults	351	3,563	9.9%	13.2%	15.0%	15.5%
% of FP17s for the same patient ID Re-attending between 3 & 9 months - Children	875	1,337	65.4%	60.9%	59.9%	58.8%
% of FP17s for the same patient ID Re-attending between 3 & 9 months - Adults	1,987	3,563	55.8%	55.1%	52.0%	51.1%
% of FP17s for Band 1 Urgent Courses	241	4,551	5.3%	7.2%	8.0%	9.0%
% of FP17s Relating to Free Repair or Replacements	39	4,551	0.9%	0.9%	0.8%	0.8%
% of FP17s Relating to Continuations	22	4,551	0.5%	1.1%	0.9%	0.9%
% of Patients satisfied with the dentistry they have received	6	7	N/A	93.8%	93.5%	93.3%
% of Patients satisfied with the time they had to wait for an appointment	7	7	N/A	91.1%	89.1%	88.9%

\* This is based on patients treated on this contract for their most recent course of treatment. Figures in italics indicate the base number of FP17s or Patient Questionnaire responses are less than 100. N/A is shown where the base number of responses is less than 10 during the period. % is calculated as Quantity/Base number\*100

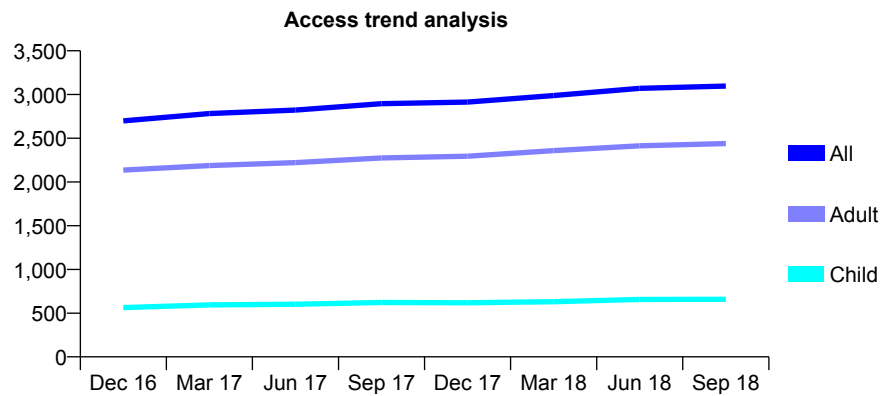
## Q60 - Vital Signs At a Glance Contract Report for 184411/0002 - September 2018

Name or company name	Mroke Limited
Contract type name	GDS Contract
Purpose of contract	General
Contract start date	01/04/2009
Contract end date	

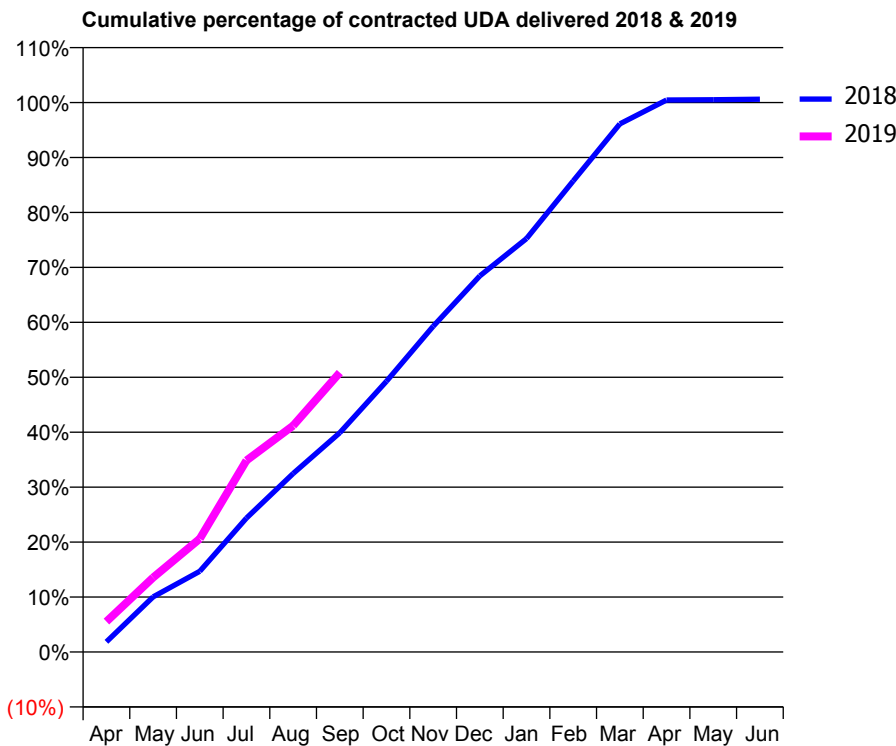
18/19 Contracted general activity (UDA)	7,698
Carry forward general activity (UDA)	-46
18/19 Contracted orthodontic activity (UOA)	0
Carry forward orthodontic activity (UOA)	0
Baseline contract value	£197,104.02

### ACCESS\*

Patients seen in 24 months	Total	Change since previous quarter
Quarter ending September 2017	2,896	
Quarter ending December 2017	2,913	→
Quarter ending March 2018	2,989	↑
Quarter ending June 2018	3,071	↑
Quarter ending September 2018	3,097	→
<b>Variance since September 2017</b>	<b>6.9%</b>	<b>↑</b>



### ACTIVITY



Month	Adjusted Scheduled Activity (UDA)	
	2018	2019
April	144	427
May	773	1,042
June	1,131	1,587
July	1,876	2,684
August	2,501	3,171
September	3,073	3,915
October	3,793	
November	4,564	
December	5,269	
January	5,792	
February	6,599	
March	7,399	
April	7,733	
May	7,737	
June	7,744	

### QUALITY

	Quantity	Base Number	Contract	AT	Region	England
% of FP17s for the same patient ID Re-attending within 3 months - Children	37	485	7.6%	9.8%	11.4%	11.6%
% of FP17s for the same patient ID Re-attending within 3 months - Adults	224	1,811	12.4%	13.2%	15.0%	15.5%
% of FP17s for the same patient ID Re-attending between 3 & 9 months - Children	276	485	56.9%	60.9%	59.9%	58.8%
% of FP17s for the same patient ID Re-attending between 3 & 9 months - Adults	1,006	1,811	55.5%	55.1%	52.0%	51.1%
% of FP17s for Band 1 Urgent Courses	145	2,141	6.8%	7.2%	8.0%	9.0%
% of FP17s Relating to Free Repair or Replacements	24	2,141	1.1%	0.9%	0.8%	0.8%
% of FP17s Relating to Continuations	23	2,141	1.1%	1.1%	0.9%	0.9%
% of Patients satisfied with the dentistry they have received	3	3	N/A	93.8%	93.5%	93.3%
% of Patients satisfied with the time they had to wait for an appointment	3	3	N/A	91.1%	89.1%	88.9%

\* This is based on patients treated on this contract for their most recent course of treatment. Figures in italics indicate the base number of FP17s or Patient Questionnaire responses are less than 100. N/A is shown where the base number of responses is less than 10 during the period. % is calculated as Quantity/Base number\*100

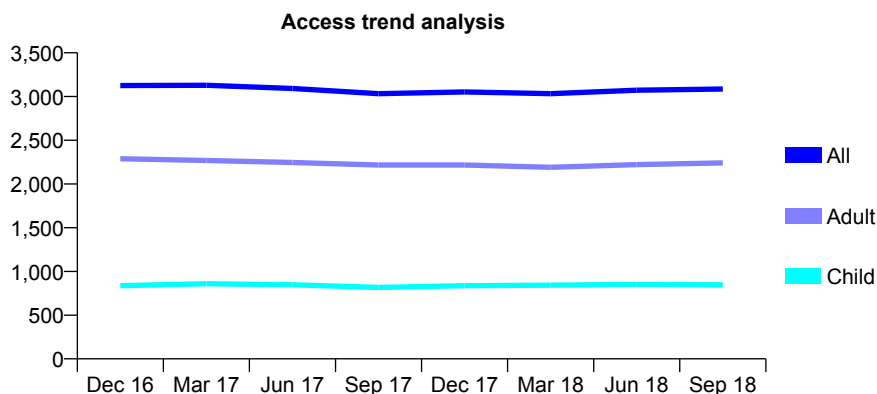
## Q60 - Vital Signs At a Glance Contract Report for 186058/0001 - September 2018

Name or company name	The Avenue Dentistry
Contract type name	GDS Contract
Purpose of contract	General
Contract start date	01/07/2013
Contract end date	

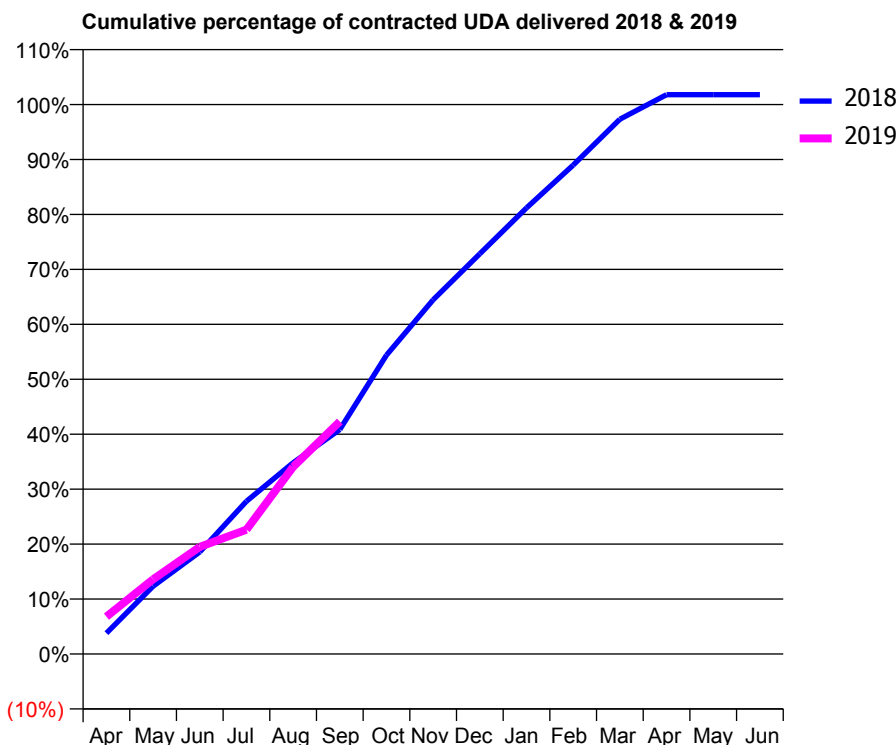
18/19 Contracted general activity (UDA)	9,504
Carry forward general activity (UDA)	-169
18/19 Contracted orthodontic activity (UOA)	0
Carry forward orthodontic activity (UOA)	0
Baseline contract value	£267,034.37

### ACCESS\*

Patients seen in 24 months	Total	Change since previous quarter
Quarter ending September 2017	3,032	
Quarter ending December 2017	3,053	→
Quarter ending March 2018	3,032	→
Quarter ending June 2018	3,072	→
Quarter ending September 2018	3,086	→
<b>Variance since September 2017</b>	<b>1.8%</b>	<b>→</b>



### ACTIVITY



Month	Adjusted Scheduled Activity (UDA)	
	2018	2019
April	362	646
May	1,172	1,293
June	1,767	1,854
July	2,642	2,150
August	3,308	3,237
September	3,883	4,020
October	5,170	
November	6,127	
December	6,923	
January	7,716	
February	8,455	
March	9,250	
April	9,674	
May	9,673	
June	9,673	

### QUALITY

	Quantity	Base Number	Contract	AT	Region	England
% of FP17s for the same patient ID Re-attending within 3 months - Children	35	676	5.2%	9.8%	11.4%	11.6%
% of FP17s for the same patient ID Re-attending within 3 months - Adults	247	1,609	15.4%	13.2%	15.0%	15.5%
% of FP17s for the same patient ID Re-attending between 3 & 9 months - Children	466	676	68.9%	60.9%	59.9%	58.8%
% of FP17s for the same patient ID Re-attending between 3 & 9 months - Adults	713	1,609	44.3%	55.1%	52.0%	51.1%
% of FP17s for Band 1 Urgent Courses	140	2,102	6.7%	7.2%	8.0%	9.0%
% of FP17s Relating to Free Repair or Replacements	34	2,102	1.6%	0.9%	0.8%	0.8%
% of FP17s Relating to Continuations	20	2,102	1.0%	1.1%	0.9%	0.9%
% of Patients satisfied with the dentistry they have received	2	2	N/A	93.8%	93.5%	93.3%
% of Patients satisfied with the time they had to wait for an appointment	2	2	N/A	91.1%	89.1%	88.9%

\* This is based on patients treated on this contract for their most recent course of treatment. Figures in italics indicate the base number of FP17s or Patient Questionnaire responses are less than 100. N/A is shown where the base number of responses is less than 10 during the period. % is calculated as Quantity/Base number\*100

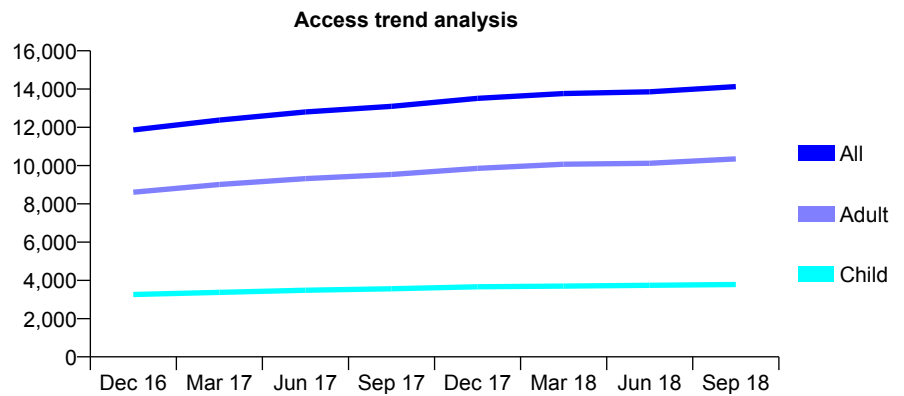
## Q60 - Vital Signs At a Glance Contract Report for 186597/0001 - September 2018

Name or company name	Dosthill Valley Dental Practice
Contract type name	GDS Contract
Purpose of contract	General
Contract start date	01/01/2016
Contract end date	

18/19 Contracted general activity (UDA)	39,000
Carry forward general activity (UDA)	0
18/19 Contracted orthodontic activity (UOA)	0
Carry forward orthodontic activity (UOA)	0
Baseline contract value	£1,000,421.68

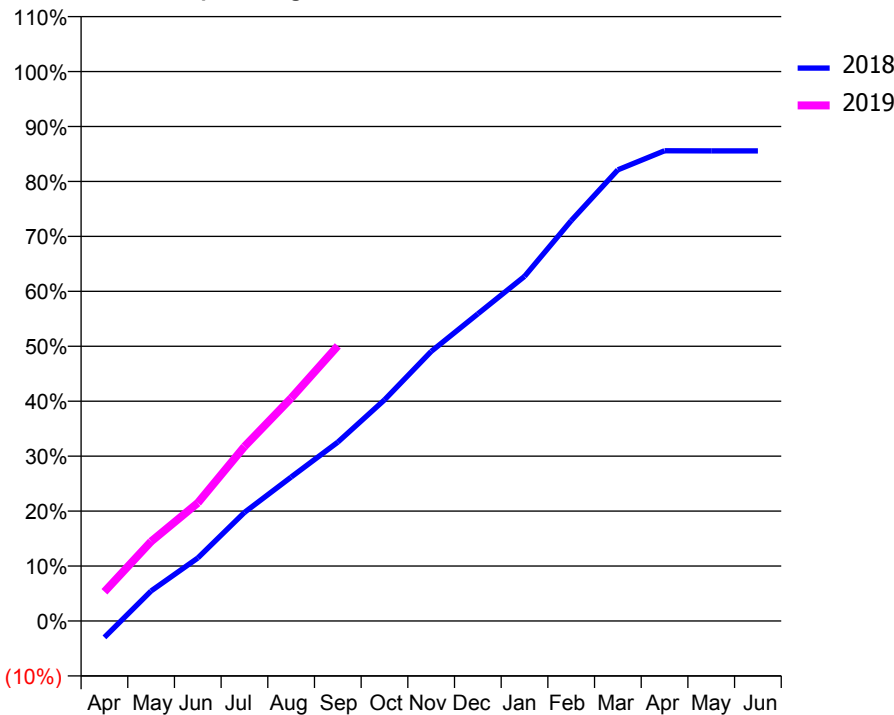
### ACCESS\*

Patients seen in 24 months	Total	Change since previous quarter
Quarter ending September 2017	13,094	
Quarter ending December 2017	13,512	↑
Quarter ending March 2018	13,763	→
Quarter ending June 2018	13,857	→
Quarter ending September 2018	14,129	→
<b>Variance since September 2017</b>	<b>7.9%</b>	<b>↑</b>



### ACTIVITY

Cumulative percentage of contracted UDA delivered 2018 & 2019



Month	Adjusted Scheduled Activity (UDA)	
	2018	2019
April	-1,173	2,077
May	2,131	5,641
June	4,471	8,379
July	7,706	12,388
August	10,216	15,824
September	12,697	19,530
October	15,695	
November	19,136	
December	21,798	
January	24,461	
February	28,414	
March	32,022	
April	33,377	
May	33,367	
June	33,367	

### QUALITY

	Quantity	Base Number	Contract	AT	Region	England
% of FP17s for the same patient ID Re-attending within 3 months - Children	115	3,063	3.8%	9.8%	11.4%	11.6%
% of FP17s for the same patient ID Re-attending within 3 months - Adults	677	8,203	8.3%	13.2%	15.0%	15.5%
% of FP17s for the same patient ID Re-attending between 3 & 9 months - Children	2,036	3,063	66.5%	60.9%	59.9%	58.8%
% of FP17s for the same patient ID Re-attending between 3 & 9 months - Adults	5,317	8,203	64.8%	55.1%	52.0%	51.1%
% of FP17s for Band 1 Urgent Courses	227	10,606	2.1%	7.2%	8.0%	9.0%
% of FP17s Relating to Free Repair or Replacements	107	10,606	1.0%	0.9%	0.8%	0.8%
% of FP17s Relating to Continuations	95	10,606	0.9%	1.1%	0.9%	0.9%
% of Patients satisfied with the dentistry they have received	10	10	100.0%	93.8%	93.5%	93.3%
% of Patients satisfied with the time they had to wait for an appointment	8	10	80.0%	91.1%	89.1%	88.9%

\* This is based on patients treated on this contract for their most recent course of treatment. Figures in italics indicate the base number of FP17s or Patient Questionnaire responses are less than 100. N/A is shown where the base number of responses is less than 10 during the period. % is calculated as Quantity/Base number\*100

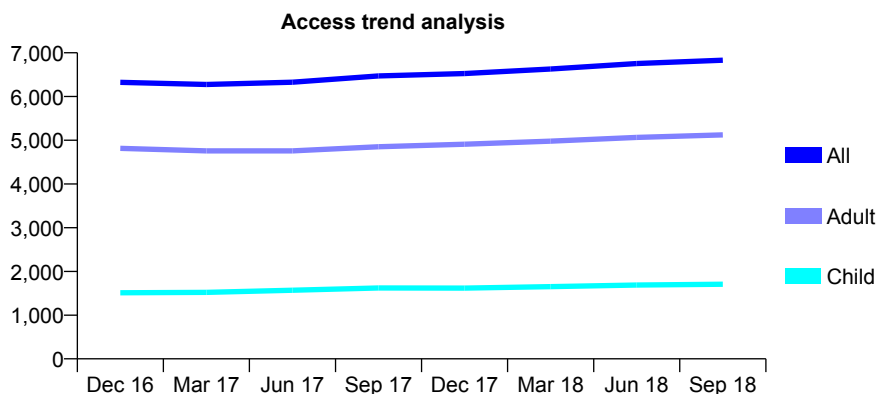
## Q60 - Vital Signs At a Glance Contract Report for 186988/0001 - September 2018

Name or company name	The Westbury Park Dental Practice Partner
Contract type name	GDS Contract
Purpose of contract	General
Contract start date	05/12/2013
Contract end date	

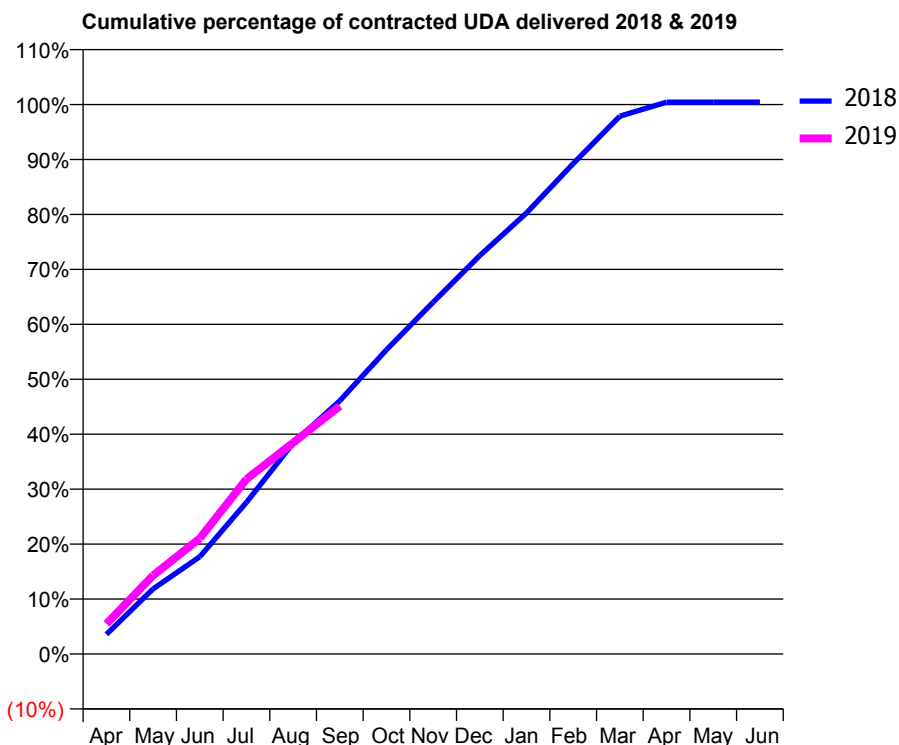
18/19 Contracted general activity (UDA)	18,842
Carry forward general activity (UDA)	-81
18/19 Contracted orthodontic activity (UOA)	0
Carry forward orthodontic activity (UOA)	0
Baseline contract value	£518,499.98

### ACCESS\*

Patients seen in 24 months	Total	Change since previous quarter
Quarter ending September 2017	6,472	
Quarter ending December 2017	6,527	→
Quarter ending March 2018	6,630	→
Quarter ending June 2018	6,753	→
Quarter ending September 2018	6,830	→
<b>Variance since September 2017</b>	<b>5.5%</b>	<b>↑</b>



### ACTIVITY



Month	Adjusted Scheduled Activity (UDA)	
	2018	2019
April	675	1,037
May	2,232	2,696
June	3,335	3,968
July	5,202	5,994
August	7,230	7,243
September	8,685	8,503
October	10,433	
November	12,064	
December	13,664	
January	15,123	
February	16,813	
March	18,444	
April	18,923	
May	18,923	
June	18,923	

### QUALITY

	Quantity	Base Number	Contract	AT	Region	England
% of FP17s for the same patient ID Re-attending within 3 months - Children	48	1,099	4.4%	9.8%	11.4%	11.6%
% of FP17s for the same patient ID Re-attending within 3 months - Adults	287	3,167	9.1%	13.2%	15.0%	15.5%
% of FP17s for the same patient ID Re-attending between 3 & 9 months - Children	616	1,099	56.1%	60.9%	59.9%	58.8%
% of FP17s for the same patient ID Re-attending between 3 & 9 months - Adults	1,700	3,167	53.7%	55.1%	52.0%	51.1%
% of FP17s for Band 1 Urgent Courses	205	4,025	5.1%	7.2%	8.0%	9.0%
% of FP17s Relating to Free Repair or Replacements	24	4,025	0.6%	0.9%	0.8%	0.8%
% of FP17s Relating to Continuations	58	4,025	1.4%	1.1%	0.9%	0.9%
% of Patients satisfied with the dentistry they have received	11	12	91.7%	93.8%	93.5%	93.3%
% of Patients satisfied with the time they had to wait for an appointment	12	12	100.0%	91.1%	89.1%	88.9%

\* This is based on patients treated on this contract for their most recent course of treatment. Figures in italics indicate the base number of FP17s or Patient Questionnaire responses are less than 100. N/A is shown where the base number of responses is less than 10 during the period. % is calculated as Quantity/Base number\*100

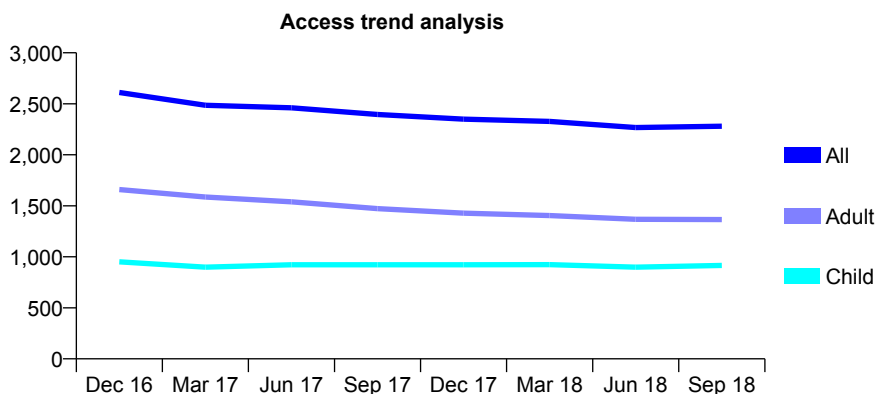
## Q60 - Vital Signs At a Glance Contract Report for 188239/0001 - September 2018

Name or company name	Dr J S Jandu and Ms K K Bhambra
Contract type name	GDS Contract
Purpose of contract	General and Orthodontic
Contract start date	01/12/2009
Contract end date	

18/19 Contracted general activity (UDA)	8,309
Carry forward general activity (UDA)	86
18/19 Contracted orthodontic activity (UOA)	274
Carry forward orthodontic activity (UOA)	0
Baseline contract value	£223,513.94

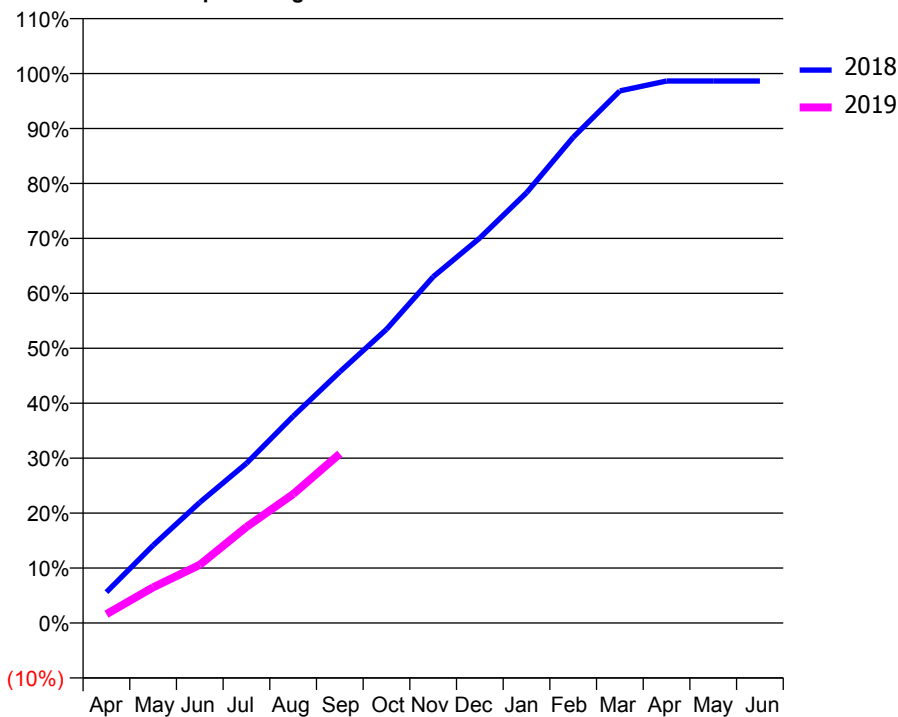
### ACCESS\*

Patients seen in 24 months	Total	Change since previous quarter
Quarter ending September 2017	2,395	
Quarter ending December 2017	2,350	↓
Quarter ending March 2018	2,328	→
Quarter ending June 2018	2,267	↓
Quarter ending September 2018	2,281	→
<b>Variance since September 2017</b>	<b>(4.8%)</b>	<b>↓</b>



### ACTIVITY

Cumulative percentage of contracted UDA delivered 2018 & 2019



Month	Adjusted Scheduled Activity (UDA)	
	2018	2019
April	354	134
May	891	540
June	1,385	879
July	1,833	1,453
August	2,373	1,949
September	2,884	2,560
October	3,372	
November	3,975	
December	4,420	
January	4,940	
February	5,577	
March	6,109	
April	6,223	
May	6,223	
June	6,223	

### QUALITY

	Quantity	Base Number	Contract	AT	Region	England
% of FP17s for the same patient ID Re-attending within 3 months - Children	76	783	9.7%	9.8%	11.4%	11.6%
% of FP17s for the same patient ID Re-attending within 3 months - Adults	125	915	13.7%	13.2%	15.0%	15.5%
% of FP17s for the same patient ID Re-attending between 3 & 9 months - Children	503	783	64.2%	60.9%	59.9%	58.8%
% of FP17s for the same patient ID Re-attending between 3 & 9 months - Adults	503	915	55.0%	55.1%	52.0%	51.1%
% of FP17s for Band 1 Urgent Courses	132	1,596	8.3%	7.2%	8.0%	9.0%
% of FP17s Relating to Free Repair or Replacements	3	1,596	0.2%	0.9%	0.8%	0.8%
% of FP17s Relating to Continuations	18	1,596	1.1%	1.1%	0.9%	0.9%
% of Patients satisfied with the dentistry they have received	1	1	N/A	93.8%	93.5%	93.3%
% of Patients satisfied with the time they had to wait for an appointment	1	1	N/A	91.1%	89.1%	88.9%

\* This is based on patients treated on this contract for their most recent course of treatment. Figures in italics indicate the base number of FP17s or Patient Questionnaire responses are less than 100. N/A is shown where the base number of responses is less than 10 during the period. % is calculated as Quantity/Base number\*100

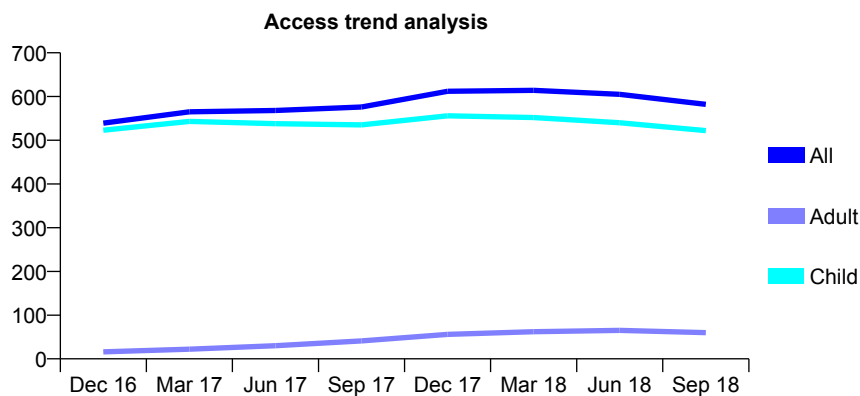
## Q60 - Vital Signs At a Glance Contract Report for 188646/0001 - September 2018

Name or company name	Grosvenor Dental Practice
Contract type name	GDS Contract
Purpose of contract	General
Contract start date	01/02/2016
Contract end date	

18/19 Contracted general activity (UDA)	2,455
Carry forward general activity (UDA)	0
18/19 Contracted orthodontic activity (UOA)	0
Carry forward orthodontic activity (UOA)	0
Baseline contract value	£62,483.93

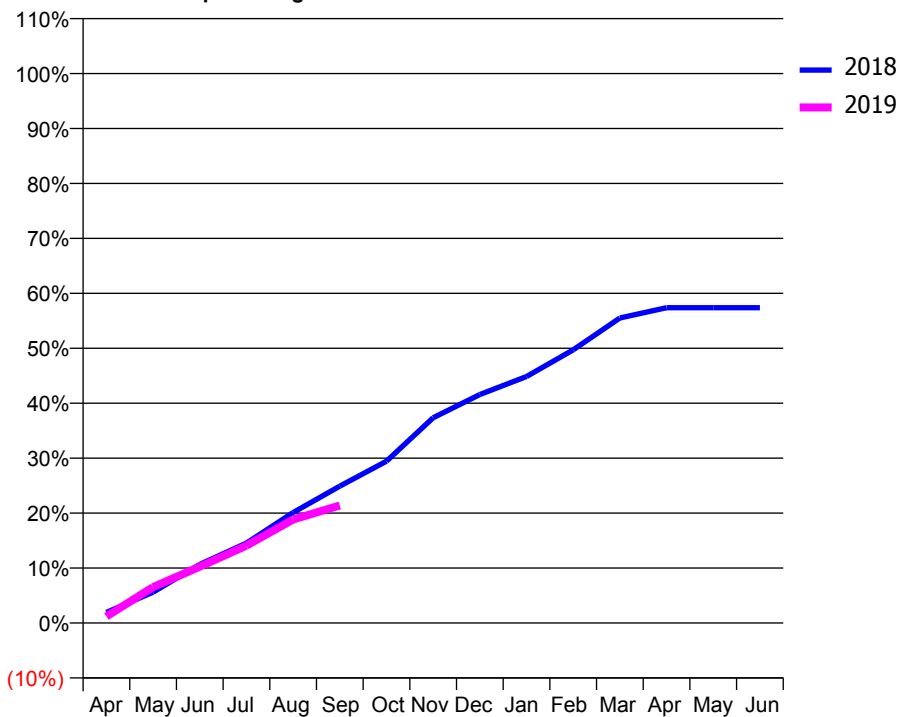
### ACCESS\*

Patients seen in 24 months	Total	Change since previous quarter
Quarter ending September 2017	576	
Quarter ending December 2017	612	↑
Quarter ending March 2018	614	→
Quarter ending June 2018	605	↓
Quarter ending September 2018	582	↓
<b>Variance since September 2017</b>	<b>1.0%</b>	<b>→</b>



### ACTIVITY

Cumulative percentage of contracted UDA delivered 2018 & 2019



Adjusted Scheduled Activity (UDA)

Month	2018	2019
April	47	29
May	138	160
June	262	252
July	357	346
August	493	462
September	612	525
October	723	
November	917	
December	1,021	
January	1,101	
February	1,221	
March	1,363	
April	1,409	
May	1,409	
June	1,409	

### QUALITY

	Quantity	Base Number	Contract	AT	Region	England
% of FP17s for the same patient ID Re-attending within 3 months - Children	29	446	6.5%	9.8%	11.4%	11.6%
% of FP17s for the same patient ID Re-attending within 3 months - Adults	0	0	N/A	13.2%	15.0%	15.5%
% of FP17s for the same patient ID Re-attending between 3 & 9 months - Children	350	446	78.5%	60.9%	59.9%	58.8%
% of FP17s for the same patient ID Re-attending between 3 & 9 months - Adults	0	0	N/A	55.1%	52.0%	51.1%
% of FP17s for Band 1 Urgent Courses	7	409	1.7%	7.2%	8.0%	9.0%
% of FP17s Relating to Free Repair or Replacements	0	409	0.0%	0.9%	0.8%	0.8%
% of FP17s Relating to Continuations	0	409	0.0%	1.1%	0.9%	0.9%
% of Patients satisfied with the dentistry they have received	1	1	N/A	93.8%	93.5%	93.3%
% of Patients satisfied with the time they had to wait for an appointment	1	1	N/A	91.1%	89.1%	88.9%

\* This is based on patients treated on this contract for their most recent course of treatment. Figures in italics indicate the base number of FP17s or Patient Questionnaire responses are less than 100. N/A is shown where the base number of responses is less than 10 during the period. % is calculated as Quantity/Base number\*100



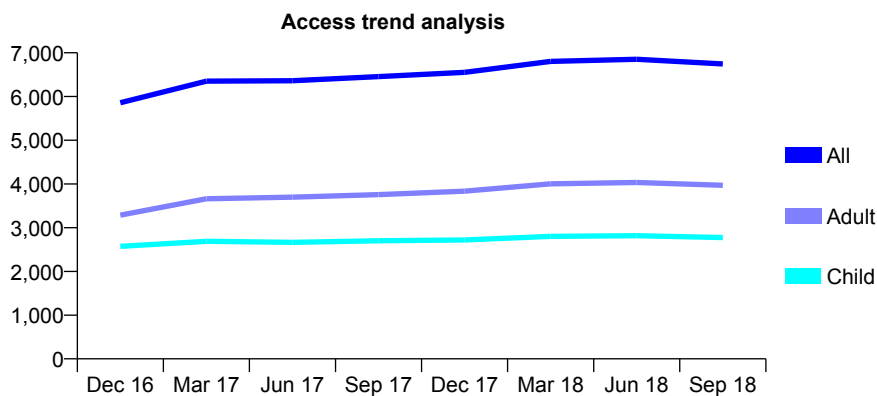
## Q60 - Vital Signs At a Glance Contract Report for 190608/0001 - September 2018

Name or company name	Dawley Dental Practice
Contract type name	GDS Contract
Purpose of contract	General
Contract start date	23/09/2009
Contract end date	

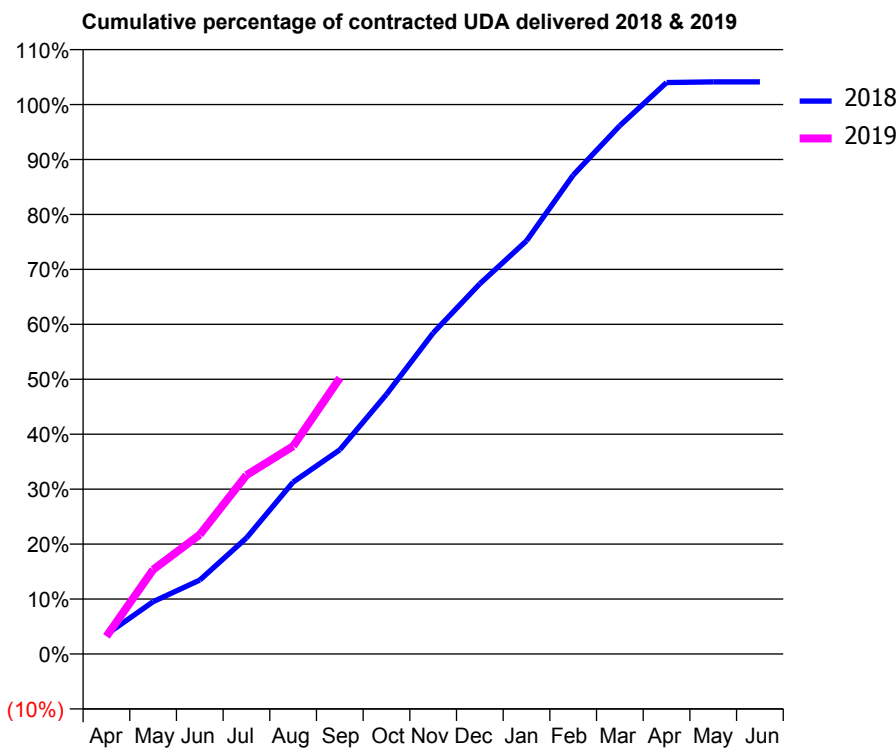
18/19 Contracted general activity (UDA)	17,919
Carry forward general activity (UDA)	0
18/19 Contracted orthodontic activity (UOA)	0
Carry forward orthodontic activity (UOA)	0
Baseline contract value	£450,962.46

### ACCESS\*

Patients seen in 24 months	Total	Change since previous quarter
Quarter ending September 2017	6,457	
Quarter ending December 2017	6,552	→
Quarter ending March 2018	6,804	↑
Quarter ending June 2018	6,851	→
Quarter ending September 2018	6,744	↓
<b>Variance since September 2017</b>	<b>4.4%</b>	<b>↑</b>



### ACTIVITY



Month	Adjusted Scheduled Activity (UDA)	
	2018	2019
April	637	577
May	1,705	2,749
June	2,411	3,896
July	3,785	5,834
August	5,608	6,776
September	6,657	8,999
October	8,469	
November	10,467	
December	12,071	
January	13,474	
February	15,617	
March	17,232	
April	18,637	
May	18,657	
June	18,657	

### QUALITY

	Quantity	Base Number	Contract	AT	Region	England
% of FP17s for the same patient ID Re-attending within 3 months - Children	272	2,498	10.9%	9.8%	11.4%	11.6%
% of FP17s for the same patient ID Re-attending within 3 months - Adults	445	2,943	15.1%	13.2%	15.0%	15.5%
% of FP17s for the same patient ID Re-attending between 3 & 9 months - Children	1,612	2,498	64.5%	60.9%	59.9%	58.8%
% of FP17s for the same patient ID Re-attending between 3 & 9 months - Adults	1,756	2,943	59.7%	55.1%	52.0%	51.1%
% of FP17s for Band 1 Urgent Courses	219	4,784	4.6%	7.2%	8.0%	9.0%
% of FP17s Relating to Free Repair or Replacements	15	4,784	0.3%	0.9%	0.8%	0.8%
% of FP17s Relating to Continuations	15	4,784	0.3%	1.1%	0.9%	0.9%
% of Patients satisfied with the dentistry they have received	6	6	N/A	93.8%	93.5%	93.3%
% of Patients satisfied with the time they had to wait for an appointment	6	6	N/A	91.1%	89.1%	88.9%

\* This is based on patients treated on this contract for their most recent course of treatment. Figures in italics indicate the base number of FP17s or Patient Questionnaire responses are less than 100. N/A is shown where the base number of responses is less than 10 during the period. % is calculated as Quantity/Base number\*100

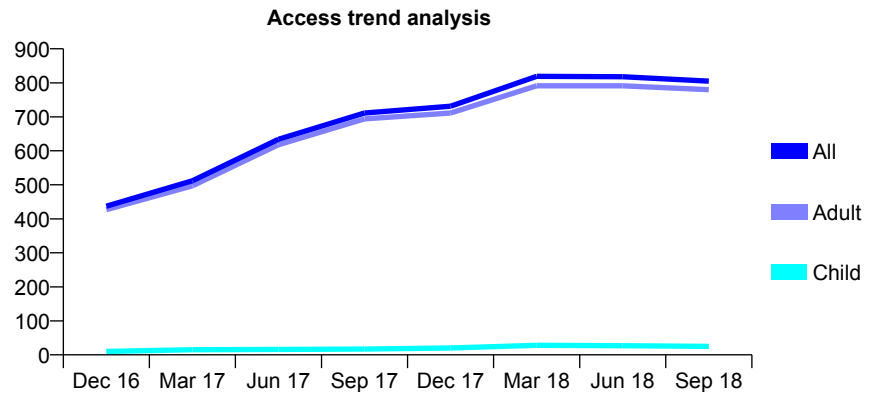
## Q60 - Vital Signs At a Glance Contract Report for 192538/0001 - September 2018

Name or company name	The Smile Works Ltd
Contract type name	PDS Contract
Purpose of contract	General
Contract start date	01/07/2015
Contract end date	31/03/2020

18/19 Contracted general activity (UDA)	1,800
Carry forward general activity (UDA)	0
18/19 Contracted orthodontic activity (UOA)	0
Carry forward orthodontic activity (UOA)	0
Baseline contract value	£73,384.26

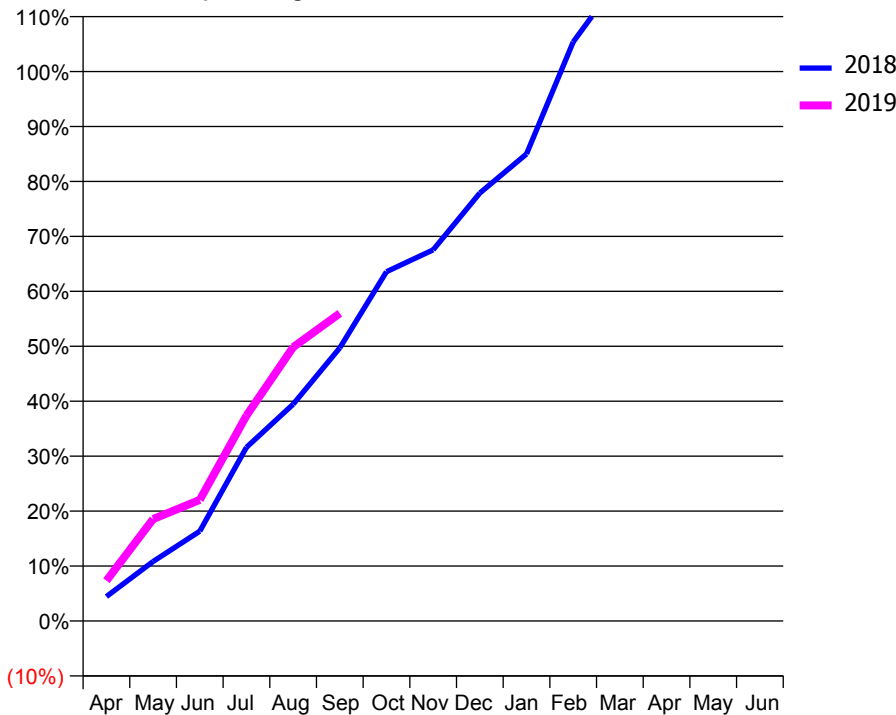
### ACCESS\*

Patients seen in 24 months	Total	Change since previous quarter
Quarter ending September 2017	711	
Quarter ending December 2017	731	↑
Quarter ending March 2018	819	↑
Quarter ending June 2018	818	→
Quarter ending September 2018	805	↓
<b>Variance since September 2017</b>	<b>13.2%</b>	<b>↑</b>



### ACTIVITY

Cumulative percentage of contracted UDA delivered 2018 & 2019



Month	Adjusted Scheduled Activity (UDA)	
	2018	2019
April	80	132
May	195	334
June	294	397
July	569	673
August	710	897
September	895	1,008
October	1,144	
November	1,216	
December	1,402	
January	1,530	
February	1,897	
March	2,105	
April	2,150	
May	2,150	
June	2,150	

### QUALITY

	Quantity	Base Number	Contract	AT	Region	England
% of FP17s for the same patient ID Re-attending within 3 months - Children	1	22	4.5%	9.8%	11.4%	11.6%
% of FP17s for the same patient ID Re-attending within 3 months - Adults	1	359	0.3%	13.2%	15.0%	15.5%
% of FP17s for the same patient ID Re-attending between 3 & 9 months - Children	0	22	0.0%	60.9%	59.9%	58.8%
% of FP17s for the same patient ID Re-attending between 3 & 9 months - Adults	2	359	0.6%	55.1%	52.0%	51.1%
% of FP17s for Band 1 Urgent Courses	0	364	0.0%	7.2%	8.0%	9.0%
% of FP17s Relating to Free Repair or Replacements	0	364	0.0%	0.9%	0.8%	0.8%
% of FP17s Relating to Continuations	0	364	0.0%	1.1%	0.9%	0.9%
% of Patients satisfied with the dentistry they have received	0	0	N/A	93.8%	93.5%	93.3%
% of Patients satisfied with the time they had to wait for an appointment	0	0	N/A	91.1%	89.1%	88.9%

\* This is based on patients treated on this contract for their most recent course of treatment. Figures in italics indicate the base number of FP17s or Patient Questionnaire responses are less than 100. N/A is shown where the base number of responses is less than 10 during the period. % is calculated as Quantity/Base number\*100

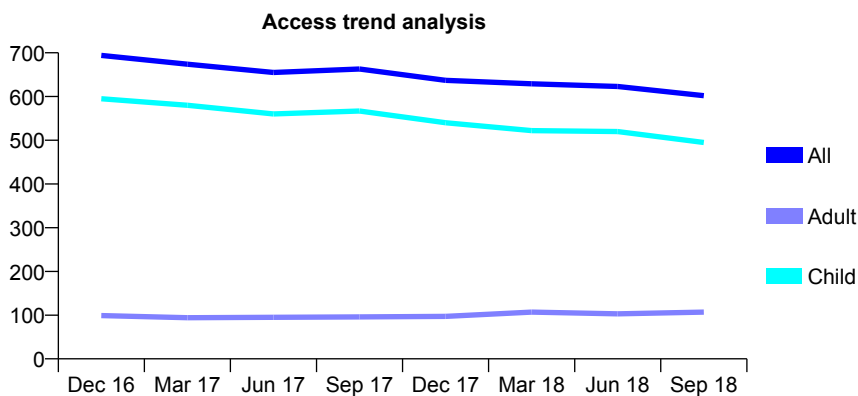
## Q60 - Vital Signs At a Glance Contract Report for 193623/0001 - September 2018

Name or company name	Beaufort Dental Health Centre Ltd
Contract type name	GDS Contract
Purpose of contract	General
Contract start date	01/07/2009
Contract end date	

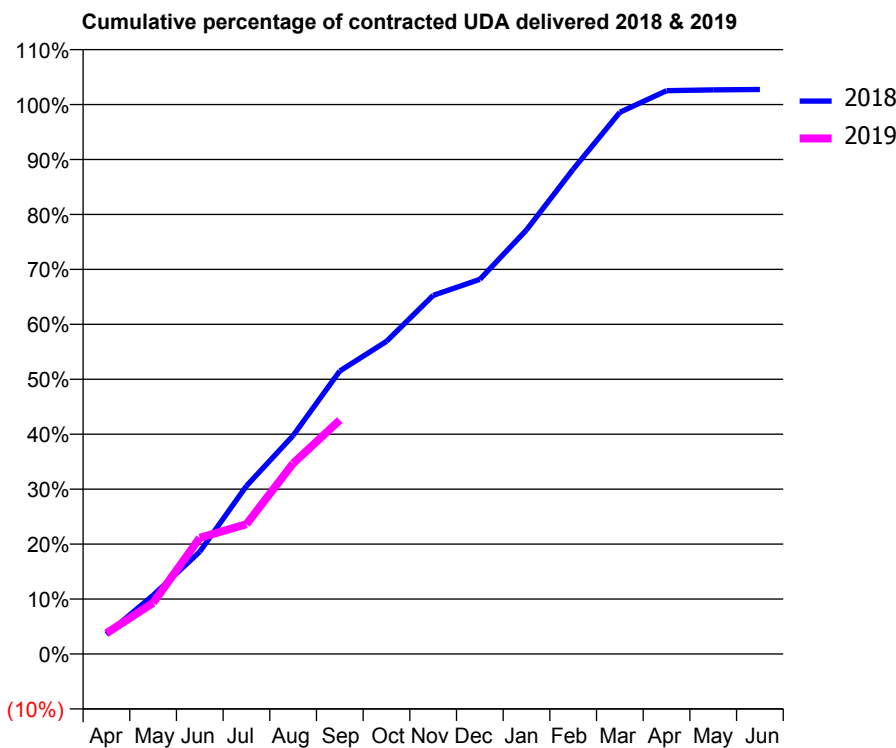
18/19 Contracted general activity (UDA)	1,380
Carry forward general activity (UDA)	-28
18/19 Contracted orthodontic activity (UOA)	0
Carry forward orthodontic activity (UOA)	0
Baseline contract value	£30,530.32

### ACCESS\*

Patients seen in 24 months	Total	Change since previous quarter
Quarter ending September 2017	663	
Quarter ending December 2017	637	↓
Quarter ending March 2018	629	↓
Quarter ending June 2018	623	→
Quarter ending September 2018	602	↓
<b>Variance since September 2017</b>	<b>(9.2%)</b>	<b>↓</b>



### ACTIVITY



Month	Adjusted Scheduled Activity (UDA)	
	2018	2019
April	49	52
May	147	128
June	257	292
July	422	326
August	549	479
September	711	587
October	785	
November	901	
December	941	
January	1,065	
February	1,218	
March	1,361	
April	1,415	
May	1,417	
June	1,418	

### QUALITY

	Quantity	Base Number	Contract	AT	Region	England
% of FP17s for the same patient ID Re-attending within 3 months - Children	23	426	5.4%	9.8%	11.4%	11.6%
% of FP17s for the same patient ID Re-attending within 3 months - Adults	4	31	12.9%	13.2%	15.0%	15.5%
% of FP17s for the same patient ID Re-attending between 3 & 9 months - Children	323	426	75.8%	60.9%	59.9%	58.8%
% of FP17s for the same patient ID Re-attending between 3 & 9 months - Adults	22	31	71.0%	55.1%	52.0%	51.1%
% of FP17s for Band 1 Urgent Courses	12	404	3.0%	7.2%	8.0%	9.0%
% of FP17s Relating to Free Repair or Replacements	0	404	0.0%	0.9%	0.8%	0.8%
% of FP17s Relating to Continuations	0	404	0.0%	1.1%	0.9%	0.9%
% of Patients satisfied with the dentistry they have received	0	0	N/A	93.8%	93.5%	93.3%
% of Patients satisfied with the time they had to wait for an appointment	0	0	N/A	91.1%	89.1%	88.9%

\* This is based on patients treated on this contract for their most recent course of treatment. Figures in italics indicate the base number of FP17s or Patient Questionnaire responses are less than 100. N/A is shown where the base number of responses is less than 10 during the period. % is calculated as Quantity/Base number\*100

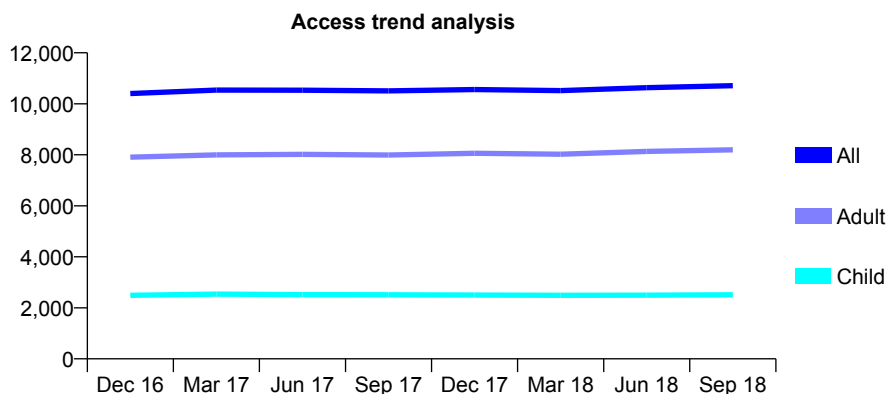
## Q60 - Vital Signs At a Glance Contract Report for 195170/0001 - September 2018

Name or company name	Station House Dental Practice (Telford) Ltd
Contract type name	Pilot Contract
Purpose of contract	General and Orthodontic
Contract start date	01/12/2009
Contract end date	

18/19 Contracted general activity (UDA)	39,000
Carry forward general activity (UDA)	0
18/19 Contracted orthodontic activity (UOA)	1,000
Carry forward orthodontic activity (UOA)	-2
Baseline contract value	£1,130,747.98

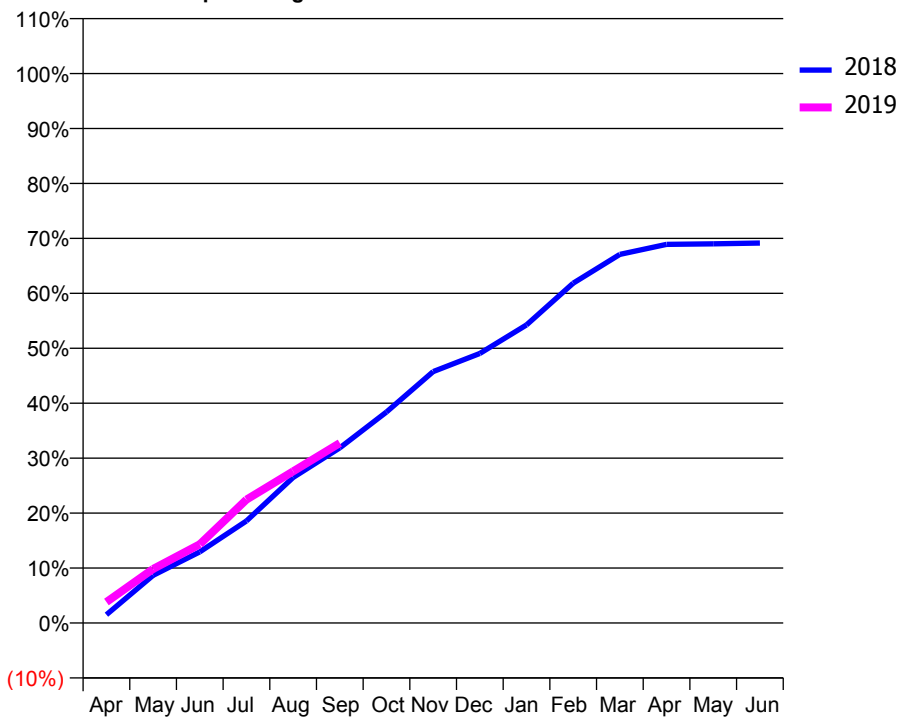
### ACCESS\*

Patients seen in 24 months	Total	Change since previous quarter
Quarter ending September 2017	10,506	
Quarter ending December 2017	10,562	→
Quarter ending March 2018	10,516	→
Quarter ending June 2018	10,634	→
Quarter ending September 2018	10,711	→
<b>Variance since September 2017</b>	<b>2.0%</b>	<b>→</b>



### ACTIVITY

Cumulative percentage of contracted UDA delivered 2018 & 2019



Adjusted Scheduled Activity (UDA)		
Month	2018	2019
April	596	1,490
May	3,380	3,838
June	5,044	5,590
July	7,246	8,762
August	10,329	10,763
September	12,431	12,775
October	14,973	
November	17,841	
December	19,135	
January	21,159	
February	24,117	
March	26,167	
April	26,877	
May	26,912	
June	26,970	

### QUALITY

	Quantity	Base Number	Contract	AT	Region	England
% of FP17s for the same patient ID Re-attending within 3 months - Children	95	1,945	4.9%	9.8%	11.4%	11.6%
% of FP17s for the same patient ID Re-attending within 3 months - Adults	359	4,751	7.6%	13.2%	15.0%	15.5%
% of FP17s for the same patient ID Re-attending between 3 & 9 months - Children	1,195	1,945	61.4%	60.9%	59.9%	58.8%
% of FP17s for the same patient ID Re-attending between 3 & 9 months - Adults	2,176	4,751	45.8%	55.1%	52.0%	51.1%
% of FP17s for Band 1 Urgent Courses	148	5,704	2.6%	7.2%	8.0%	9.0%
% of FP17s Relating to Free Repair or Replacements	21	5,704	0.4%	0.9%	0.8%	0.8%
% of FP17s Relating to Continuations	81	5,704	1.4%	1.1%	0.9%	0.9%
% of Patients satisfied with the dentistry they have received	9	11	81.8%	93.8%	93.5%	93.3%
% of Patients satisfied with the time they had to wait for an appointment	10	11	90.9%	91.1%	89.1%	88.9%

\* This is based on patients treated on this contract for their most recent course of treatment. Figures in italics indicate the base number of FP17s or Patient Questionnaire responses are less than 100. N/A is shown where the base number of responses is less than 10 during the period. % is calculated as Quantity/Base number\*100

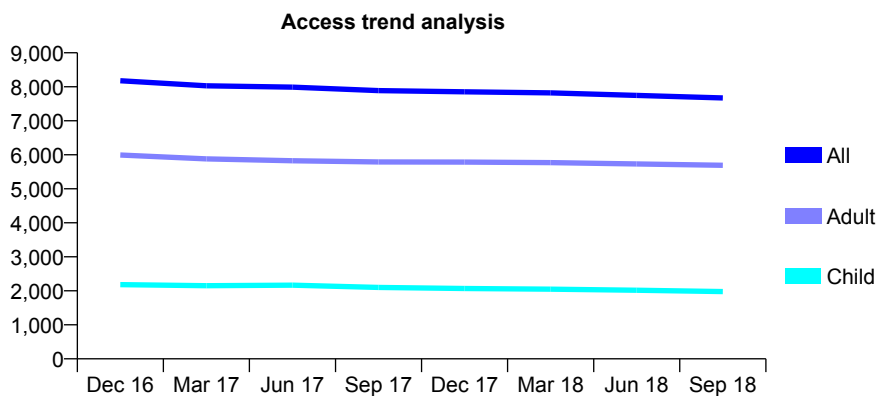
## Q60 - Vital Signs At a Glance Contract Report for 195464/0001 - September 2018

Name or company name	Keen Dental Care
Contract type name	GDS Contract
Purpose of contract	General
Contract start date	01/04/2012
Contract end date	

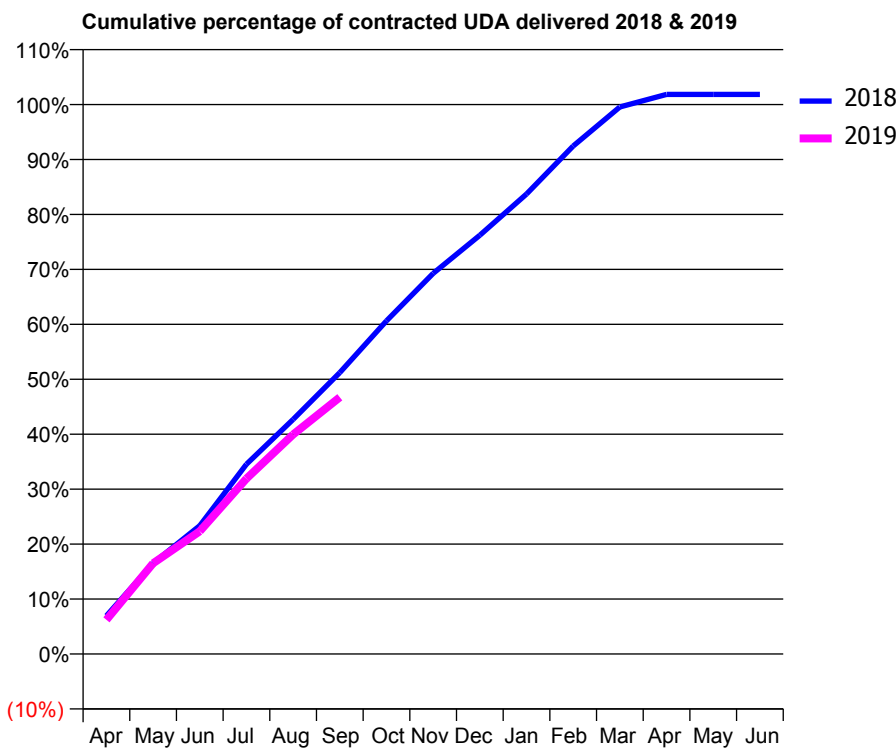
18/19 Contracted general activity (UDA)	23,530
Carry forward general activity (UDA)	-425
18/19 Contracted orthodontic activity (UOA)	0
Carry forward orthodontic activity (UOA)	0
Baseline contract value	£588,431.33

### ACCESS\*

Patients seen in 24 months	Total	Change since previous quarter
Quarter ending September 2017	7,890	
Quarter ending December 2017	7,852	→
Quarter ending March 2018	7,821	→
Quarter ending June 2018	7,749	→
Quarter ending September 2018	7,673	→
<b>Variance since September 2017</b>	<b>(2.8%)</b>	<b>↓</b>



### ACTIVITY



Month	Adjusted Scheduled Activity (UDA)	
	2018	2019
April	1,604	1,466
May	3,811	3,886
June	5,382	5,259
July	7,955	7,514
August	9,831	9,399
September	11,797	10,997
October	13,963	
November	15,952	
December	17,552	
January	19,279	
February	21,291	
March	22,928	
April	23,454	
May	23,455	
June	23,455	

### QUALITY

	Quantity	Base Number	Contract	AT	Region	England
% of FP17s for the same patient ID Re-attending within 3 months - Children	92	1,569	5.9%	9.8%	11.4%	11.6%
% of FP17s for the same patient ID Re-attending within 3 months - Adults	564	4,739	11.9%	13.2%	15.0%	15.5%
% of FP17s for the same patient ID Re-attending between 3 & 9 months - Children	1,082	1,569	69.0%	60.9%	59.9%	58.8%
% of FP17s for the same patient ID Re-attending between 3 & 9 months - Adults	3,237	4,739	68.3%	55.1%	52.0%	51.1%
% of FP17s for Band 1 Urgent Courses	261	6,028	4.3%	7.2%	8.0%	9.0%
% of FP17s Relating to Free Repair or Replacements	41	6,028	0.7%	0.9%	0.8%	0.8%
% of FP17s Relating to Continuations	147	6,028	2.4%	1.1%	0.9%	0.9%
% of Patients satisfied with the dentistry they have received	6	6	N/A	93.8%	93.5%	93.3%
% of Patients satisfied with the time they had to wait for an appointment	5	6	N/A	91.1%	89.1%	88.9%

\* This is based on patients treated on this contract for their most recent course of treatment. Figures in italics indicate the base number of FP17s or Patient Questionnaire responses are less than 100. N/A is shown where the base number of responses is less than 10 during the period. % is calculated as Quantity/Base number\*100

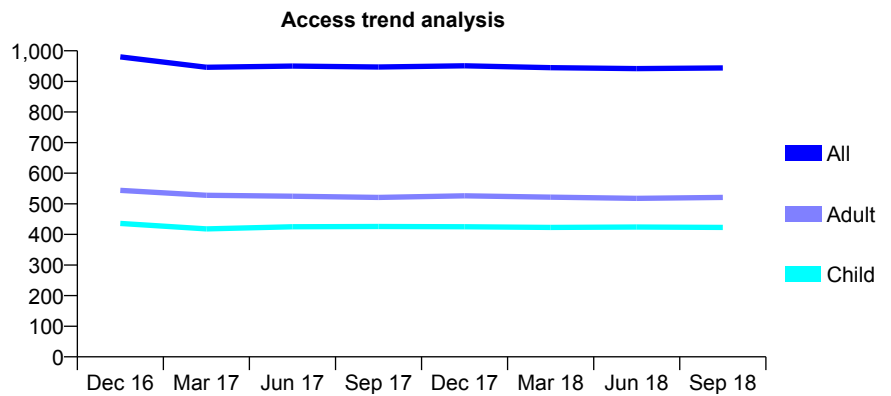
## Q60 - Vital Signs At a Glance Contract Report for 198048/0001 - September 2018

Name or company name	The Cherry Orchard Dental Practice Partne
Contract type name	GDS Contract
Purpose of contract	General
Contract start date	05/03/2013
Contract end date	

18/19 Contracted general activity (UDA)	2,200
Carry forward general activity (UDA)	27
18/19 Contracted orthodontic activity (UOA)	0
Carry forward orthodontic activity (UOA)	0
Baseline contract value	£48,371.87

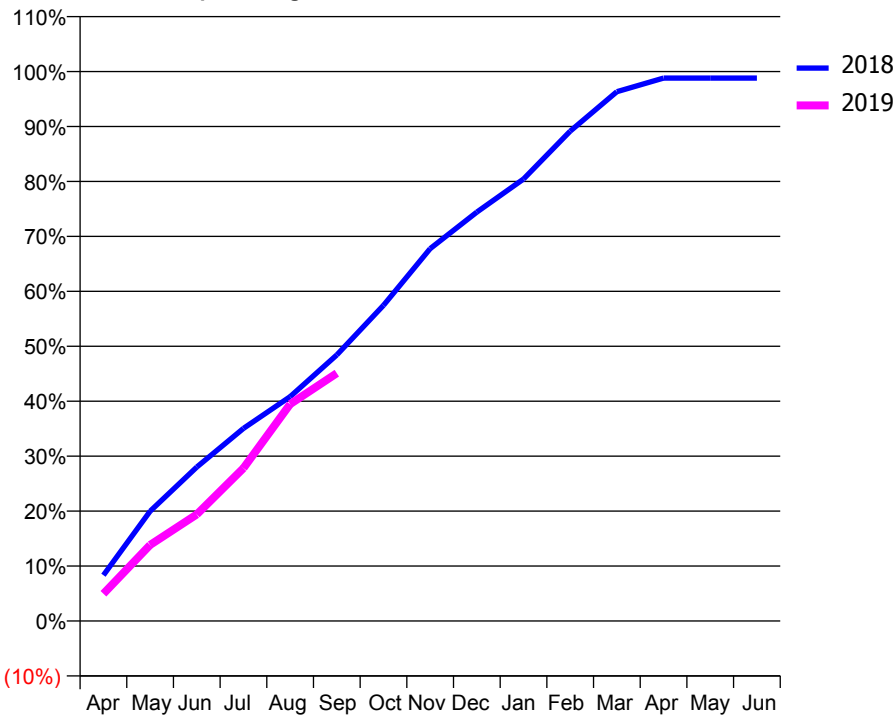
### ACCESS\*

Patients seen in 24 months	Total	Change since previous quarter
Quarter ending September 2017	947	
Quarter ending December 2017	951	→
Quarter ending March 2018	945	→
Quarter ending June 2018	942	→
Quarter ending September 2018	944	→
<b>Variance since September 2017</b>	<b>(0.3%)</b>	→



### ACTIVITY

Cumulative percentage of contracted UDA delivered 2018 & 2019



Month	Adjusted Scheduled Activity (UDA)	
	2018	2019
April	183	109
May	440	304
June	616	427
July	771	612
August	898	868
September	1,066	992
October	1,264	
November	1,491	
December	1,637	
January	1,770	
February	1,961	
March	2,119	
April	2,173	
May	2,173	
June	2,173	

### QUALITY

	Quantity	Base Number	Contract	AT	Region	England
% of FP17s for the same patient ID Re-attending within 3 months - Children	32	381	8.4%	9.8%	11.4%	11.6%
% of FP17s for the same patient ID Re-attending within 3 months - Adults	44	388	11.3%	13.2%	15.0%	15.5%
% of FP17s for the same patient ID Re-attending between 3 & 9 months - Children	288	381	75.6%	60.9%	59.9%	58.8%
% of FP17s for the same patient ID Re-attending between 3 & 9 months - Adults	264	388	68.0%	55.1%	52.0%	51.1%
% of FP17s for Band 1 Urgent Courses	41	733	5.6%	7.2%	8.0%	9.0%
% of FP17s Relating to Free Repair or Replacements	0	733	0.0%	0.9%	0.8%	0.8%
% of FP17s Relating to Continuations	9	733	1.2%	1.1%	0.9%	0.9%
% of Patients satisfied with the dentistry they have received	0	0	N/A	93.8%	93.5%	93.3%
% of Patients satisfied with the time they had to wait for an appointment	0	0	N/A	91.1%	89.1%	88.9%

\* This is based on patients treated on this contract for their most recent course of treatment. Figures in italics indicate the base number of FP17s or Patient Questionnaire responses are less than 100. N/A is shown where the base number of responses is less than 10 during the period. % is calculated as Quantity/Base number\*100

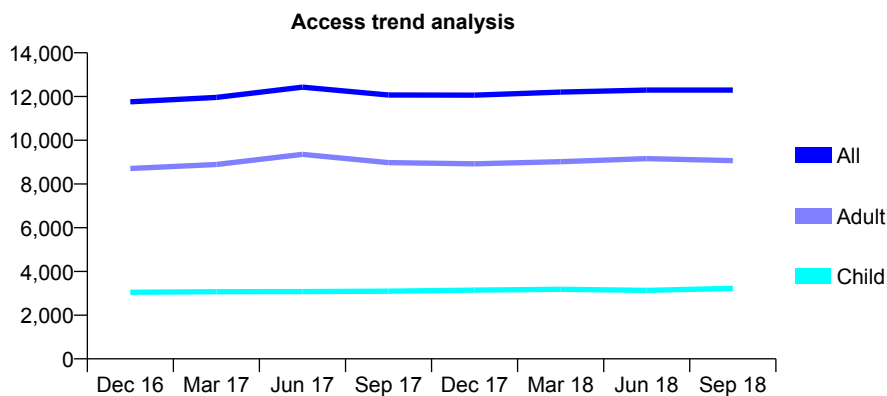
## Q60 - Vital Signs At a Glance Contract Report for 198404/0001 - September 2018

Name or company name	Tamworth Dental Practice Partnership
Contract type name	GDS Contract
Purpose of contract	General
Contract start date	01/04/2014
Contract end date	

18/19 Contracted general activity (UDA)	31,797
Carry forward general activity (UDA)	-168
18/19 Contracted orthodontic activity (UOA)	0
Carry forward orthodontic activity (UOA)	0
Baseline contract value	£814,505.49

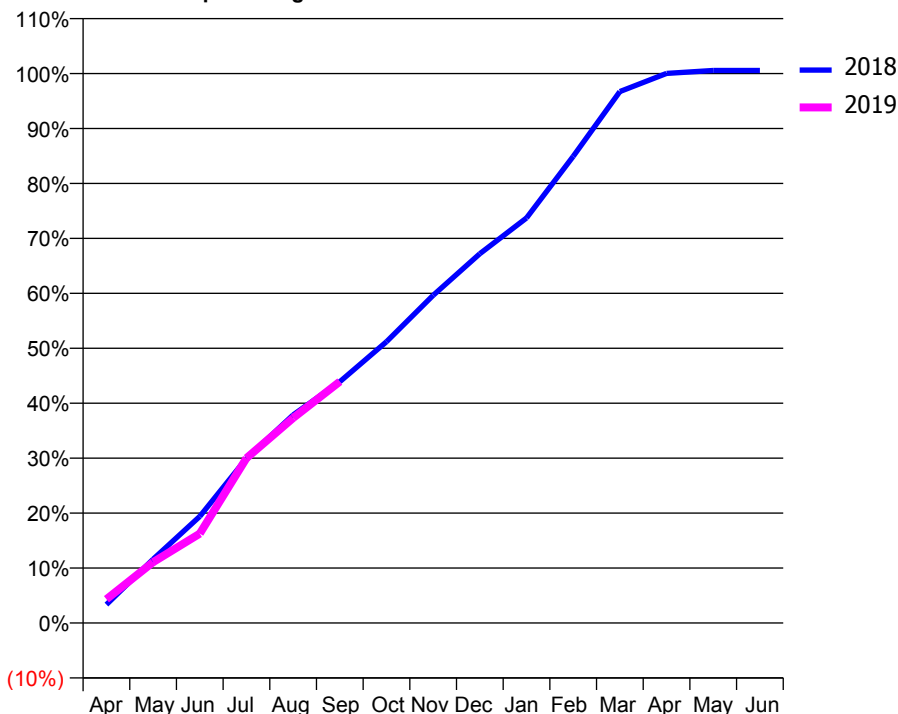
### ACCESS\*

Patients seen in 24 months	Total	Change since previous quarter
Quarter ending September 2017	12,070	
Quarter ending December 2017	12,064	→
Quarter ending March 2018	12,202	→
Quarter ending June 2018	12,292	→
Quarter ending September 2018	12,295	→
<b>Variance since September 2017</b>	<b>1.9%</b>	<b>→</b>



### ACTIVITY

Cumulative percentage of contracted UDA delivered 2018 & 2019



Adjusted Scheduled Activity (UDA)

Month	2018	2019
April	1,016	1,375
May	3,516	3,522
June	5,875	5,173
July	9,073	9,543
August	11,475	11,864
September	13,301	13,971
October	15,511	
November	18,064	
December	20,363	
January	22,329	
February	25,729	
March	29,303	
April	30,305	
May	30,464	
June	30,465	

### QUALITY

	Quantity	Base Number	Contract	AT	Region	England
% of FP17s for the same patient ID Re-attending within 3 months - Children	95	2,166	4.4%	9.8%	11.4%	11.6%
% of FP17s for the same patient ID Re-attending within 3 months - Adults	464	4,831	9.6%	13.2%	15.0%	15.5%
% of FP17s for the same patient ID Re-attending between 3 & 9 months - Children	1,292	2,166	59.6%	60.9%	59.9%	58.8%
% of FP17s for the same patient ID Re-attending between 3 & 9 months - Adults	2,147	4,831	44.4%	55.1%	52.0%	51.1%
% of FP17s for Band 1 Urgent Courses	712	6,477	11.0%	7.2%	8.0%	9.0%
% of FP17s Relating to Free Repair or Replacements	19	6,477	0.3%	0.9%	0.8%	0.8%
% of FP17s Relating to Continuations	62	6,477	1.0%	1.1%	0.9%	0.9%
% of Patients satisfied with the dentistry they have received	5	7	N/A	93.8%	93.5%	93.3%
% of Patients satisfied with the time they had to wait for an appointment	6	7	N/A	91.1%	89.1%	88.9%

\* This is based on patients treated on this contract for their most recent course of treatment. Figures in italics indicate the base number of FP17s or Patient Questionnaire responses are less than 100. N/A is shown where the base number of responses is less than 10 during the period. % is calculated as Quantity/Base number\*100

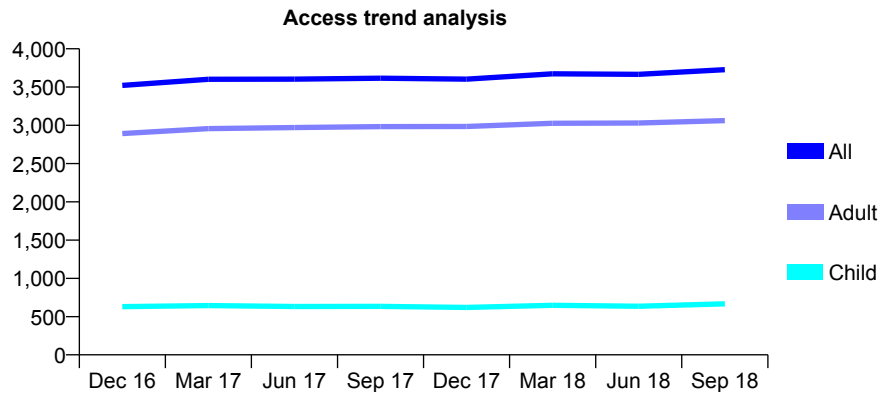
## Q60 - Vital Signs At a Glance Contract Report for 198595/0001 - September 2018

Name or company name	Khanna Dental Limited
Contract type name	GDS Contract
Purpose of contract	General and Orthodontic
Contract start date	01/07/2014
Contract end date	

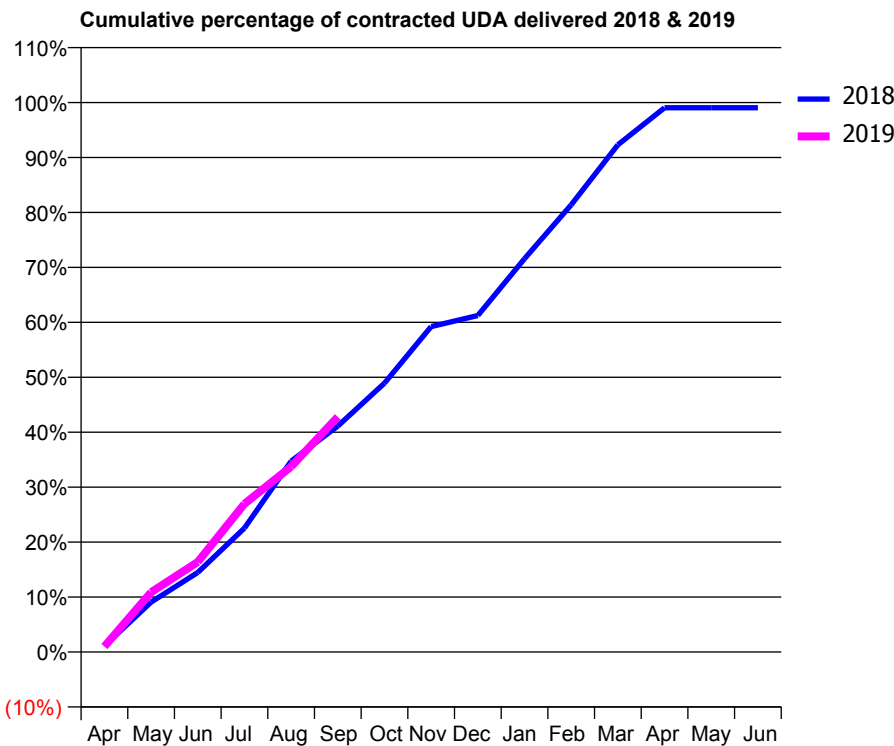
18/19 Contracted general activity (UDA)	12,412
Carry forward general activity (UDA)	119
18/19 Contracted orthodontic activity (UOA)	280
Carry forward orthodontic activity (UOA)	-1
Baseline contract value	£363,321.21

### ACCESS\*

Patients seen in 24 months	Total	Change since previous quarter
Quarter ending September 2017	3,616	
Quarter ending December 2017	3,604	→
Quarter ending March 2018	3,674	→
Quarter ending June 2018	3,666	→
Quarter ending September 2018	3,728	→
<b>Variance since September 2017</b>	<b>3.1%</b>	<b>↑</b>



### ACTIVITY



Adjusted Scheduled Activity (UDA)		
Month	2018	2019
April	138	126
May	1,127	1,351
June	1,798	2,034
July	2,800	3,349
August	4,312	4,189
September	5,103	5,311
October	6,073	
November	7,352	
December	7,601	
January	8,885	
February	10,101	
March	11,457	
April	12,294	
May	12,293	
June	12,293	

### QUALITY

	Quantity	Base Number	Contract	AT	Region	England
% of FP17s for the same patient ID Re-attending within 3 months - Children	31	483	6.4%	9.8%	11.4%	11.6%
% of FP17s for the same patient ID Re-attending within 3 months - Adults	373	2,214	16.8%	13.2%	15.0%	15.5%
% of FP17s for the same patient ID Re-attending between 3 & 9 months - Children	275	483	56.9%	60.9%	59.9%	58.8%
% of FP17s for the same patient ID Re-attending between 3 & 9 months - Adults	1,196	2,214	54.0%	55.1%	52.0%	51.1%
% of FP17s for Band 1 Urgent Courses	308	2,467	12.5%	7.2%	8.0%	9.0%
% of FP17s Relating to Free Repair or Replacements	24	2,467	1.0%	0.9%	0.8%	0.8%
% of FP17s Relating to Continuations	7	2,467	0.3%	1.1%	0.9%	0.9%
% of Patients satisfied with the dentistry they have received	4	4	N/A	93.8%	93.5%	93.3%
% of Patients satisfied with the time they had to wait for an appointment	4	4	N/A	91.1%	89.1%	88.9%

\* This is based on patients treated on this contract for their most recent course of treatment. Figures in italics indicate the base number of FP17s or Patient Questionnaire responses are less than 100. N/A is shown where the base number of responses is less than 10 during the period. % is calculated as Quantity/Base number\*100



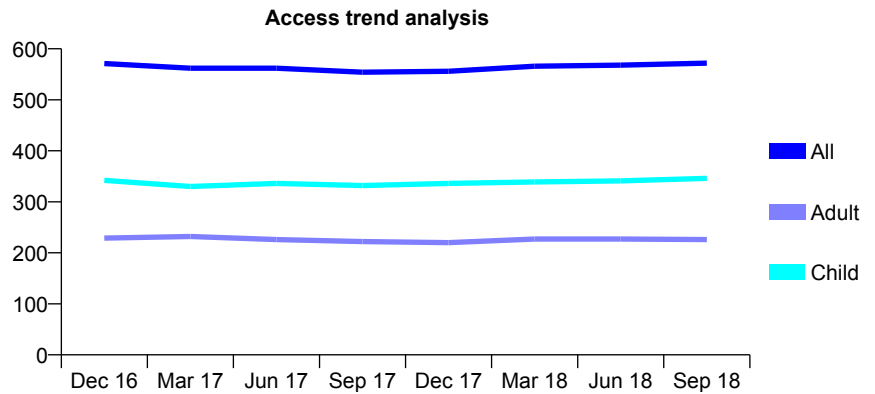
## Q60 - Vital Signs At a Glance Contract Report for 208698/0001 - September 2018

Name or company name	Chris Bird Dental Care Limited
Contract type name	GDS Contract
Purpose of contract	General
Contract start date	01/04/2006
Contract end date	

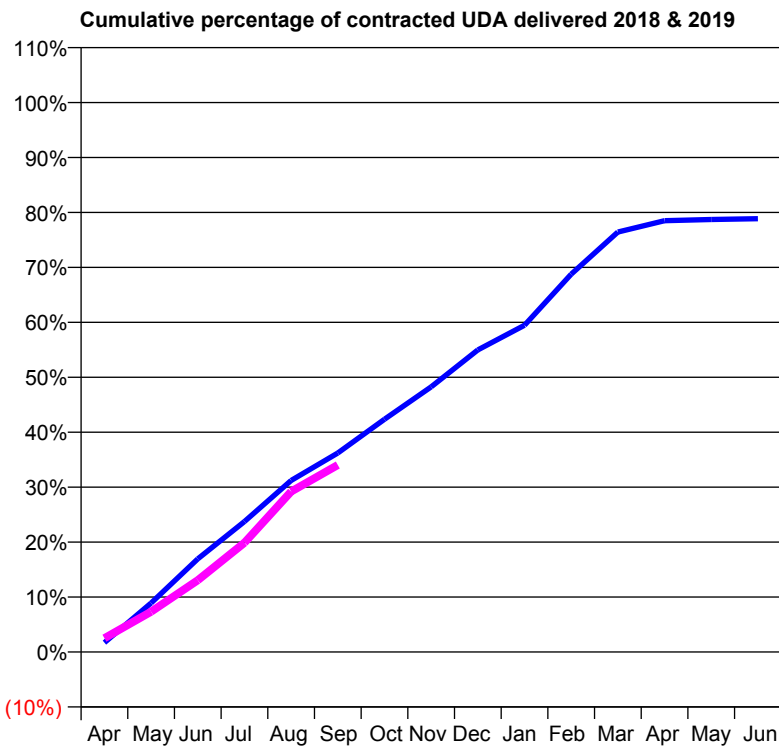
18/19 Contracted general activity (UDA)	2,000
Carry forward general activity (UDA)	0
18/19 Contracted orthodontic activity (UOA)	0
Carry forward orthodontic activity (UOA)	0
Baseline contract value	£45,194.86

### ACCESS\*

Patients seen in 24 months	Total	Change since previous quarter
Quarter ending September 2017	554	
Quarter ending December 2017	556	→
Quarter ending March 2018	566	→
Quarter ending June 2018	568	→
Quarter ending September 2018	572	→
<b>Variance since September 2017</b>	<b>3.2%</b>	<b>↑</b>



### ACTIVITY



Adjusted Scheduled Activity (UDA)		
Month	2018	2019
April	34	50
May	178	147
June	339	261
July	475	398
August	625	584
September	725	681
October	847	
November	965	
December	1,100	
January	1,189	
February	1,375	
March	1,529	
April	1,570	
May	1,574	
June	1,577	

### QUALITY

	Quantity	Base Number	Contract	AT	Region	England
% of FP17s for the same patient ID Re-attending within 3 months - Children	26	305	8.5%	9.8%	11.4%	11.6%
% of FP17s for the same patient ID Re-attending within 3 months - Adults	17	140	12.1%	13.2%	15.0%	15.5%
% of FP17s for the same patient ID Re-attending between 3 & 9 months - Children	193	305	63.3%	60.9%	59.9%	58.8%
% of FP17s for the same patient ID Re-attending between 3 & 9 months - Adults	91	140	65.0%	55.1%	52.0%	51.1%
% of FP17s for Band 1 Urgent Courses	14	419	3.3%	7.2%	8.0%	9.0%
% of FP17s Relating to Free Repair or Replacements	2	419	0.5%	0.9%	0.8%	0.8%
% of FP17s Relating to Continuations	1	419	0.2%	1.1%	0.9%	0.9%
% of Patients satisfied with the dentistry they have received	1	1	N/A	93.8%	93.5%	93.3%
% of Patients satisfied with the time they had to wait for an appointment	1	1	N/A	91.1%	89.1%	88.9%

\* This is based on patients treated on this contract for their most recent course of treatment. Figures in italics indicate the base number of FP17s or Patient Questionnaire responses are less than 100. N/A is shown where the base number of responses is less than 10 during the period. % is calculated as Quantity/Base number\*100

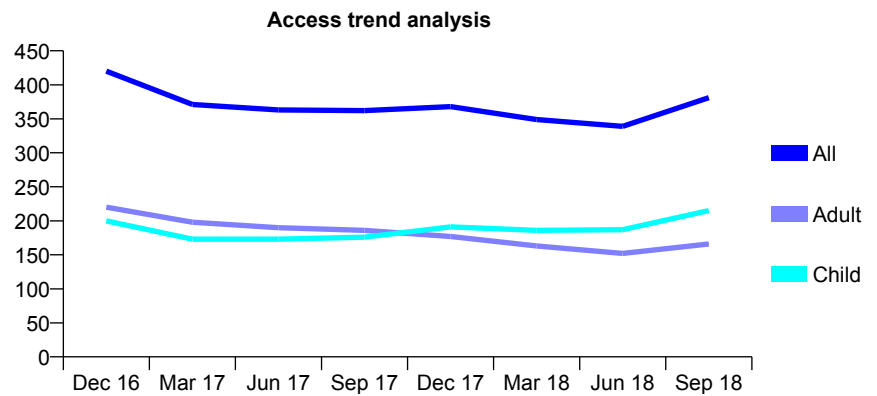
## Q60 - Vital Signs At a Glance Contract Report for 209554/0001 - September 2018

Name or company name	Rajdeep Koner
Contract type name	GDS Contract
Purpose of contract	General
Contract start date	01/04/2006
Contract end date	

18/19 Contracted general activity (UDA)	3,136
Carry forward general activity (UDA)	-14
18/19 Contracted orthodontic activity (UOA)	0
Carry forward orthodontic activity (UOA)	0
Baseline contract value	£75,088.02

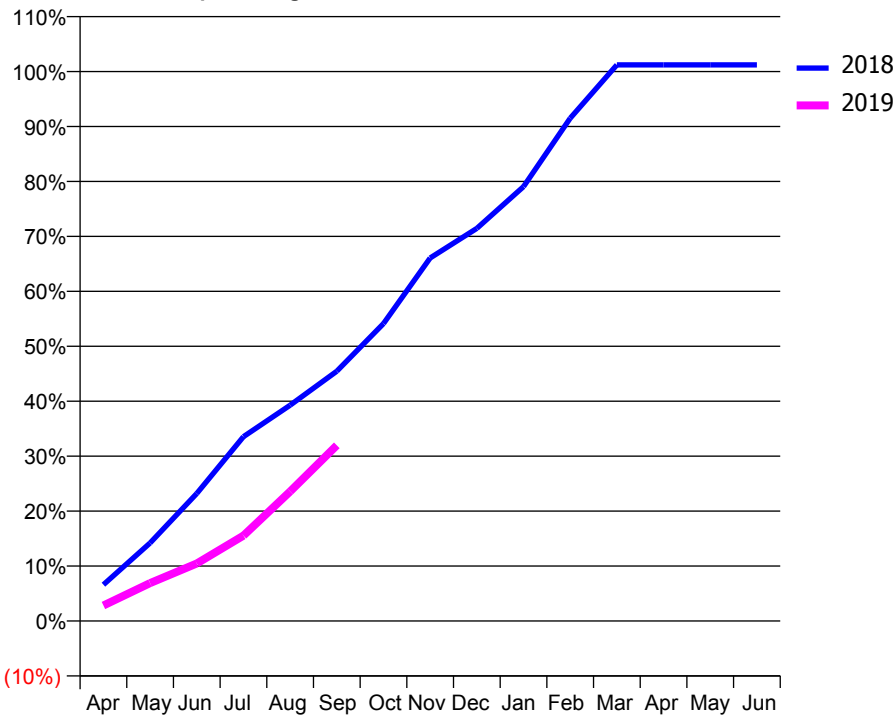
### ACCESS\*

Patients seen in 24 months	Total	Change since previous quarter
Quarter ending September 2017	362	
Quarter ending December 2017	368	→
Quarter ending March 2018	349	↓
Quarter ending June 2018	339	↓
Quarter ending September 2018	381	↑
<b>Variance since September 2017</b>	<b>5.2%</b>	<b>↑</b>



### ACTIVITY

Cumulative percentage of contracted UDA delivered 2018 & 2019



Month	Adjusted Scheduled Activity (UDA)	
	2018	2019
April	75	89
May	161	217
June	264	328
July	381	487
August	446	739
September	516	1,003
October	615	
November	750	
December	812	
January	898	
February	1,039	
March	1,150	
April	1,150	
May	1,150	
June	1,150	

### QUALITY

	Quantity	Base Number	Contract	AT	Region	England
% of FP17s for the same patient ID Re-attending within 3 months - Children	11	155	7.1%	9.8%	11.4%	11.6%
% of FP17s for the same patient ID Re-attending within 3 months - Adults	13	133	9.8%	13.2%	15.0%	15.5%
% of FP17s for the same patient ID Re-attending between 3 & 9 months - Children	69	155	44.5%	60.9%	59.9%	58.8%
% of FP17s for the same patient ID Re-attending between 3 & 9 months - Adults	54	133	40.6%	55.1%	52.0%	51.1%
% of FP17s for Band 1 Urgent Courses	15	288	5.2%	7.2%	8.0%	9.0%
% of FP17s Relating to Free Repair or Replacements	0	288	0.0%	0.9%	0.8%	0.8%
% of FP17s Relating to Continuations	0	288	0.0%	1.1%	0.9%	0.9%
% of Patients satisfied with the dentistry they have received	6	7	N/A	93.8%	93.5%	93.3%
% of Patients satisfied with the time they had to wait for an appointment	6	7	N/A	91.1%	89.1%	88.9%

\* This is based on patients treated on this contract for their most recent course of treatment. Figures in italics indicate the base number of FP17s or Patient Questionnaire responses are less than 100. N/A is shown where the base number of responses is less than 10 during the period. % is calculated as Quantity/Base number\*100

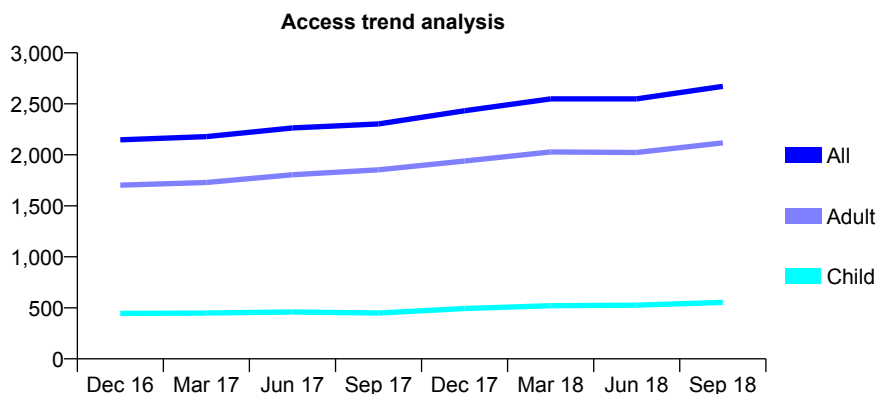
## Q60 - Vital Signs At a Glance Contract Report for 215708/0001 - September 2018

Name or company name	Asquith House Dental Practice Partnership
Contract type name	GDS Contract
Purpose of contract	General and Orthodontic
Contract start date	01/04/2006
Contract end date	

18/19 Contracted general activity (UDA)	10,628
Carry forward general activity (UDA)	8
18/19 Contracted orthodontic activity (UOA)	575
Carry forward orthodontic activity (UOA)	-12
Baseline contract value	£332,933.77

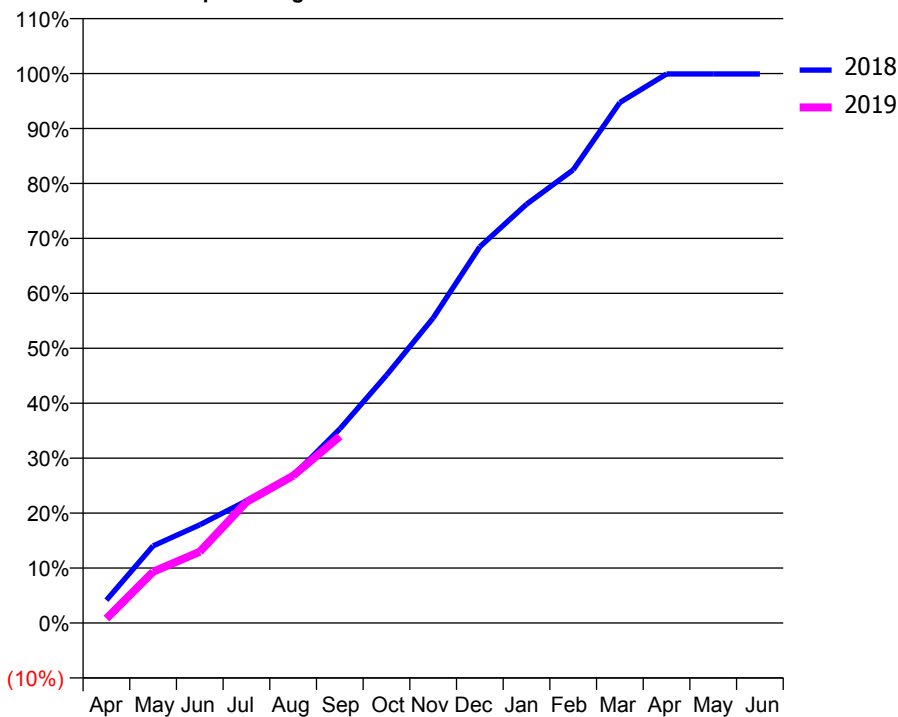
### ACCESS\*

Patients seen in 24 months	Total	Change since previous quarter
Quarter ending September 2017	2,302	
Quarter ending December 2017	2,432	↑
Quarter ending March 2018	2,549	↑
Quarter ending June 2018	2,549	→
Quarter ending September 2018	2,671	↑
<b>Variance since September 2017</b>	<b>16.0%</b>	<b>↑</b>



### ACTIVITY

**Cumulative percentage of contracted UDA delivered 2018 & 2019**



**Adjusted Scheduled Activity (UDA)**

Month	2018	2019
April	360	87
May	1,212	991
June	1,542	1,378
July	1,919	2,341
August	2,315	2,848
September	3,047	3,609
October	3,891	
November	4,790	
December	5,907	
January	6,575	
February	7,115	
March	8,172	
April	8,620	
May	8,620	
June	8,620	

### QUALITY

	Quantity	Base Number	Contract	AT	Region	England
% of FP17s for the same patient ID Re-attending within 3 months - Children	50	485	10.3%	9.8%	11.4%	11.6%
% of FP17s for the same patient ID Re-attending within 3 months - Adults	160	1,565	10.2%	13.2%	15.0%	15.5%
% of FP17s for the same patient ID Re-attending between 3 & 9 months - Children	260	485	53.6%	60.9%	59.9%	58.8%
% of FP17s for the same patient ID Re-attending between 3 & 9 months - Adults	967	1,565	61.8%	55.1%	52.0%	51.1%
% of FP17s for Band 1 Urgent Courses	136	1,850	7.4%	7.2%	8.0%	9.0%
% of FP17s Relating to Free Repair or Replacements	14	1,850	0.8%	0.9%	0.8%	0.8%
% of FP17s Relating to Continuations	7	1,850	0.4%	1.1%	0.9%	0.9%
% of Patients satisfied with the dentistry they have received	3	3	N/A	93.8%	93.5%	93.3%
% of Patients satisfied with the time they had to wait for an appointment	3	3	N/A	91.1%	89.1%	88.9%

\* This is based on patients treated on this contract for their most recent course of treatment. Figures in italics indicate the base number of FP17s or Patient Questionnaire responses are less than 100. N/A is shown where the base number of responses is less than 10 during the period. % is calculated as Quantity/Base number\*100

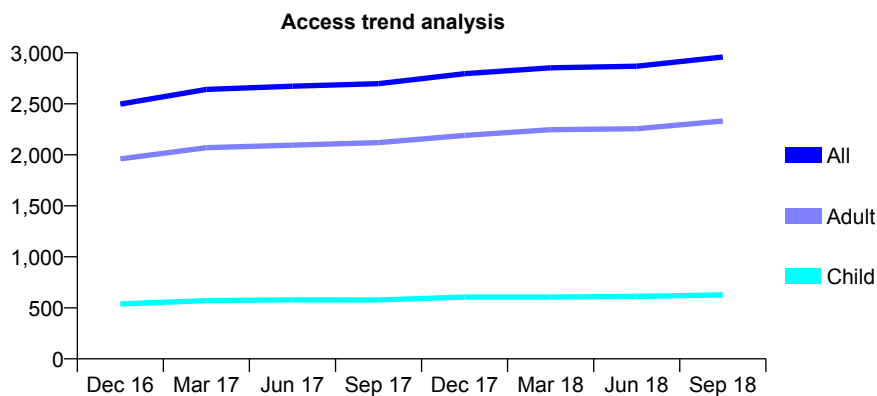
## Q60 - Vital Signs At a Glance Contract Report for 216070/0001 - September 2018

Name or company name	MR B PATEL
Contract type name	GDS Contract
Purpose of contract	General
Contract start date	21/12/2011
Contract end date	

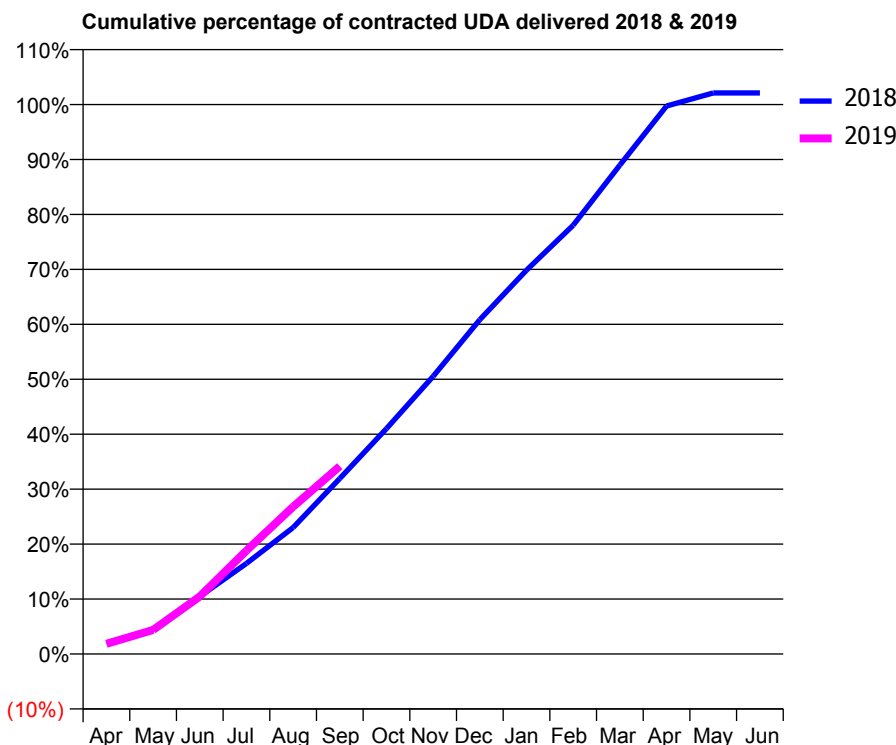
18/19 Contracted general activity (UDA)	6,987
Carry forward general activity (UDA)	-130
18/19 Contracted orthodontic activity (UOA)	0
Carry forward orthodontic activity (UOA)	0
Baseline contract value	£160,359.08

### ACCESS\*

Patients seen in 24 months	Total	Change since previous quarter
Quarter ending September 2017	2,697	
Quarter ending December 2017	2,796	↑
Quarter ending March 2018	2,853	↑
Quarter ending June 2018	2,869	→
Quarter ending September 2018	2,959	↑
<b>Variance since September 2017</b>	<b>9.7%</b>	<b>↑</b>



### ACTIVITY



Month	Adjusted Scheduled Activity (UDA)	
	2018	2019
April	130	130
May	292	306
June	680	731
July	1,070	1,314
August	1,493	1,873
September	2,073	2,389
October	2,661	
November	3,278	
December	3,948	
January	4,532	
February	5,062	
March	5,772	
April	6,470	
May	6,624	
June	6,624	

### QUALITY

	Quantity	Base Number	Contract	AT	Region	England
% of FP17s for the same patient ID Re-attending within 3 months - Children	22	476	4.6%	9.8%	11.4%	11.6%
% of FP17s for the same patient ID Re-attending within 3 months - Adults	160	1,817	8.8%	13.2%	15.0%	15.5%
% of FP17s for the same patient ID Re-attending between 3 & 9 months - Children	330	476	69.3%	60.9%	59.9%	58.8%
% of FP17s for the same patient ID Re-attending between 3 & 9 months - Adults	1,254	1,817	69.0%	55.1%	52.0%	51.1%
% of FP17s for Band 1 Urgent Courses	43	1,355	3.2%	7.2%	8.0%	9.0%
% of FP17s Relating to Free Repair or Replacements	6	1,355	0.4%	0.9%	0.8%	0.8%
% of FP17s Relating to Continuations	7	1,355	0.5%	1.1%	0.9%	0.9%
% of Patients satisfied with the dentistry they have received	3	3	N/A	93.8%	93.5%	93.3%
% of Patients satisfied with the time they had to wait for an appointment	3	3	N/A	91.1%	89.1%	88.9%

\* This is based on patients treated on this contract for their most recent course of treatment. Figures in italics indicate the base number of FP17s or Patient Questionnaire responses are less than 100. N/A is shown where the base number of responses is less than 10 during the period. % is calculated as Quantity/Base number\*100

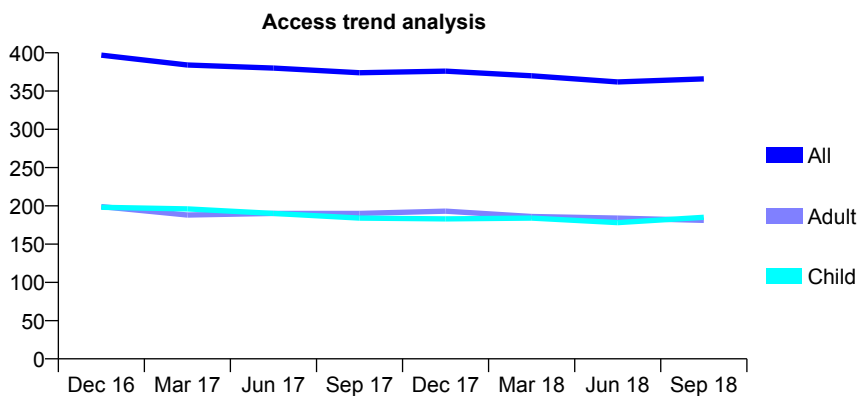
## Q60 - Vital Signs At a Glance Contract Report for 224081/0001 - September 2018

Name or company name	MR GA EVANS
Contract type name	GDS Contract
Purpose of contract	General
Contract start date	01/04/2006
Contract end date	

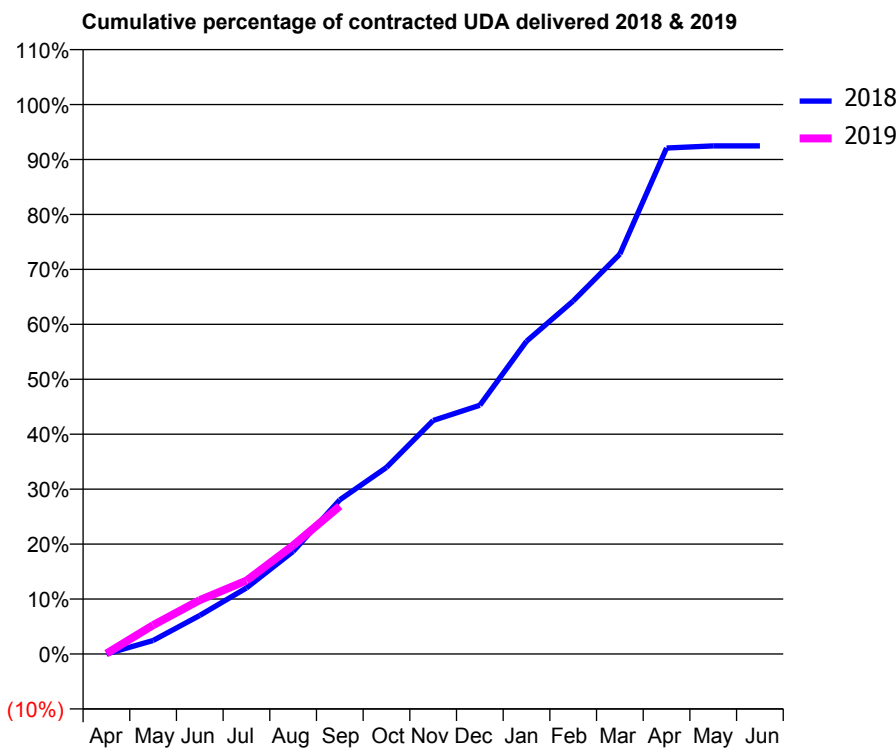
18/19 Contracted general activity (UDA)	1,300
Carry forward general activity (UDA)	0
18/19 Contracted orthodontic activity (UOA)	0
Carry forward orthodontic activity (UOA)	0
Baseline contract value	£29,353.61

### ACCESS\*

Patients seen in 24 months	Total	Change since previous quarter
Quarter ending September 2017	374	
Quarter ending December 2017	376	→
Quarter ending March 2018	370	↓
Quarter ending June 2018	362	↓
Quarter ending September 2018	366	→
<b>Variance since September 2017</b>	<b>(2.1%)</b>	<b>↓</b>



### ACTIVITY



Month	Adjusted Scheduled Activity (UDA)	
	2018	2019
April	0	1
May	32	68
June	91	128
July	156	174
August	243	257
September	365	350
October	441	
November	552	
December	589	
January	740	
February	835	
March	946	
April	1,197	
May	1,202	
June	1,202	

### QUALITY

	Quantity	Base Number	Contract	AT	Region	England
% of FP17s for the same patient ID Re-attending within 3 months - Children	11	153	7.2%	9.8%	11.4%	11.6%
% of FP17s for the same patient ID Re-attending within 3 months - Adults	14	96	14.6%	13.2%	15.0%	15.5%
% of FP17s for the same patient ID Re-attending between 3 & 9 months - Children	101	153	66.0%	60.9%	59.9%	58.8%
% of FP17s for the same patient ID Re-attending between 3 & 9 months - Adults	55	96	57.3%	55.1%	52.0%	51.1%
% of FP17s for Band 1 Urgent Courses	5	176	2.8%	7.2%	8.0%	9.0%
% of FP17s Relating to Free Repair or Replacements	0	176	0.0%	0.9%	0.8%	0.8%
% of FP17s Relating to Continuations	0	176	0.0%	1.1%	0.9%	0.9%
% of Patients satisfied with the dentistry they have received	0	0	N/A	93.8%	93.5%	93.3%
% of Patients satisfied with the time they had to wait for an appointment	0	0	N/A	91.1%	89.1%	88.9%

\* This is based on patients treated on this contract for their most recent course of treatment. Figures in italics indicate the base number of FP17s or Patient Questionnaire responses are less than 100. N/A is shown where the base number of responses is less than 10 during the period. % is calculated as Quantity/Base number\*100

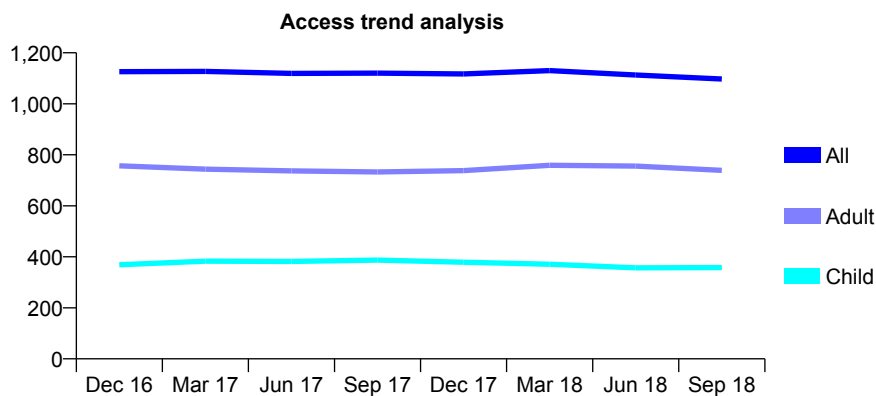
## Q60 - Vital Signs At a Glance Contract Report for 230081/0001 - September 2018

Name or company name	MR P CASWELL
Contract type name	GDS Contract
Purpose of contract	General and Orthodontic
Contract start date	01/04/2006
Contract end date	

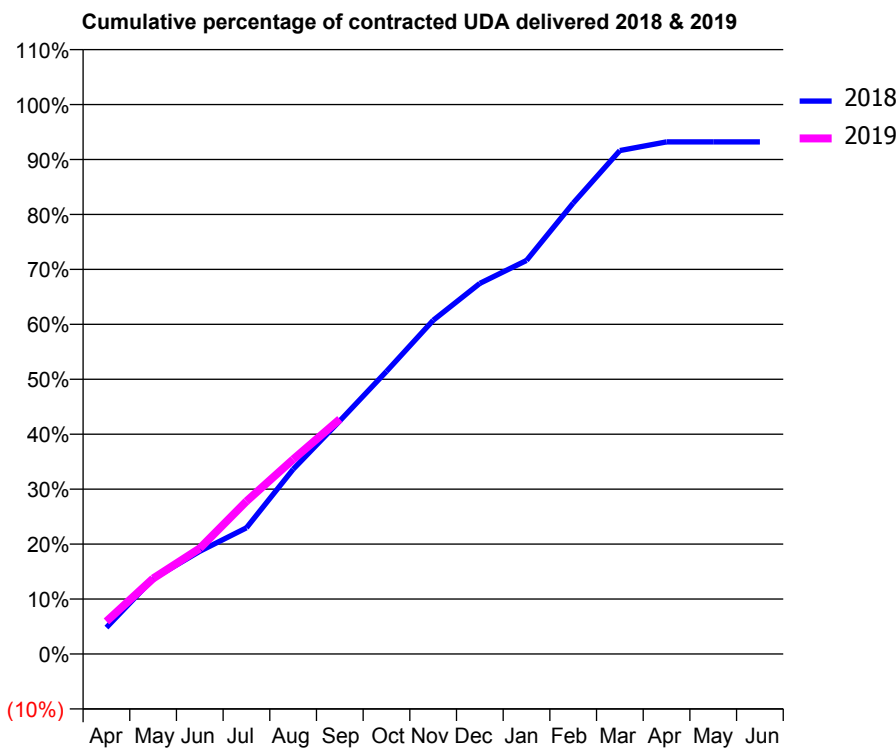
18/19 Contracted general activity (UDA)	2,900
Carry forward general activity (UDA)	0
18/19 Contracted orthodontic activity (UOA)	0
Carry forward orthodontic activity (UOA)	0
Baseline contract value	£79,647.82

### ACCESS\*

Patients seen in 24 months	Total	Change since previous quarter
Quarter ending September 2017	1,120	
Quarter ending December 2017	1,117	→
Quarter ending March 2018	1,130	→
Quarter ending June 2018	1,113	↓
Quarter ending September 2018	1,097	↓
<b>Variance since September 2017</b>	<b>(2.1%)</b>	<b>↓</b>



### ACTIVITY



Adjusted Scheduled Activity (UDA)		
Month	2018	2019
April	140	172
May	397	398
June	542	558
July	666	806
August	975	1,027
September	1,230	1,239
October	1,492	
November	1,761	
December	1,956	
January	2,077	
February	2,380	
March	2,657	
April	2,703	
May	2,703	
June	2,703	

### QUALITY

	Quantity	Base Number	Contract	AT	Region	England
% of FP17s for the same patient ID Re-attending within 3 months - Children	15	279	5.4%	9.8%	11.4%	11.6%
% of FP17s for the same patient ID Re-attending within 3 months - Adults	40	478	8.4%	13.2%	15.0%	15.5%
% of FP17s for the same patient ID Re-attending between 3 & 9 months - Children	177	279	63.4%	60.9%	59.9%	58.8%
% of FP17s for the same patient ID Re-attending between 3 & 9 months - Adults	280	478	58.6%	55.1%	52.0%	51.1%
% of FP17s for Band 1 Urgent Courses	7	730	1.0%	7.2%	8.0%	9.0%
% of FP17s Relating to Free Repair or Replacements	0	730	0.0%	0.9%	0.8%	0.8%
% of FP17s Relating to Continuations	4	730	0.5%	1.1%	0.9%	0.9%
% of Patients satisfied with the dentistry they have received	1	1	N/A	93.8%	93.5%	93.3%
% of Patients satisfied with the time they had to wait for an appointment	1	1	N/A	91.1%	89.1%	88.9%

\* This is based on patients treated on this contract for their most recent course of treatment. Figures in italics indicate the base number of FP17s or Patient Questionnaire responses are less than 100. N/A is shown where the base number of responses is less than 10 during the period. % is calculated as Quantity/Base number\*100

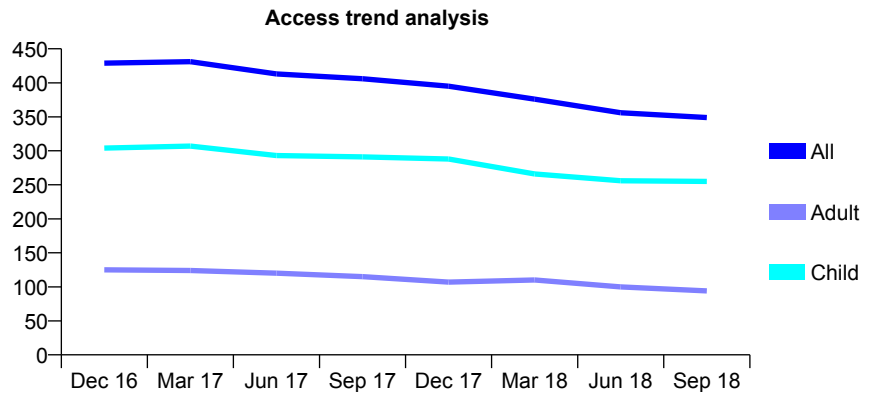
## Q60 - Vital Signs At a Glance Contract Report for 232513/0001 - September 2018

Name or company name	MR AF SINGLETON
Contract type name	GDS Contract
Purpose of contract	General
Contract start date	01/04/2006
Contract end date	

18/19 Contracted general activity (UDA)	740
Carry forward general activity (UDA)	0
18/19 Contracted orthodontic activity (UOA)	0
Carry forward orthodontic activity (UOA)	0
Baseline contract value	£17,515.18

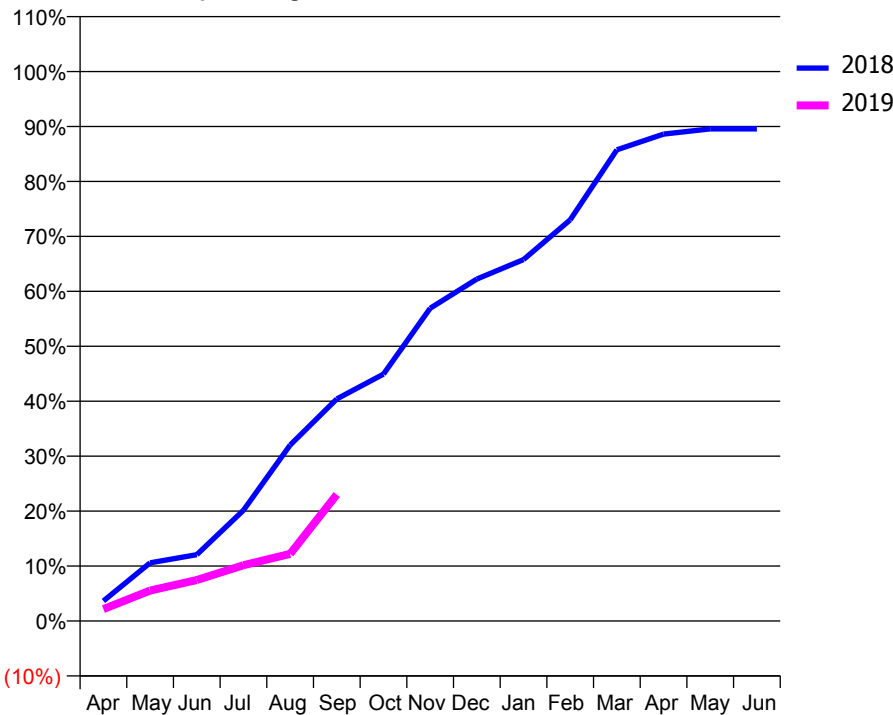
### ACCESS\*

Patients seen in 24 months	Total	Change since previous quarter
Quarter ending September 2017	406	
Quarter ending December 2017	395	↓
Quarter ending March 2018	376	↓
Quarter ending June 2018	356	↓
Quarter ending September 2018	349	↓
<b>Variance since September 2017</b>	<b>(14.0%)</b>	<b>↓</b>



### ACTIVITY

Cumulative percentage of contracted UDA delivered 2018 & 2019



Adjusted Scheduled Activity (UDA)		
Month	2018	2019
April	27	16
May	78	41
June	89	55
July	149	75
August	237	90
September	299	170
October	332	
November	421	
December	461	
January	487	
February	540	
March	635	
April	656	
May	663	
June	663	

### QUALITY

	Quantity	Base Number	Contract	AT	Region	England
% of FP17s for the same patient ID Re-attending within 3 months - Children	7	127	5.5%	9.8%	11.4%	11.6%
% of FP17s for the same patient ID Re-attending within 3 months - Adults	0	21	0.0%	13.2%	15.0%	15.5%
% of FP17s for the same patient ID Re-attending between 3 & 9 months - Children	56	127	44.1%	60.9%	59.9%	58.8%
% of FP17s for the same patient ID Re-attending between 3 & 9 months - Adults	10	21	47.6%	55.1%	52.0%	51.1%
% of FP17s for Band 1 Urgent Courses	3	128	2.3%	7.2%	8.0%	9.0%
% of FP17s Relating to Free Repair or Replacements	0	128	0.0%	0.9%	0.8%	0.8%
% of FP17s Relating to Continuations	1	128	0.8%	1.1%	0.9%	0.9%
% of Patients satisfied with the dentistry they have received	0	0	N/A	93.8%	93.5%	93.3%
% of Patients satisfied with the time they had to wait for an appointment	0	0	N/A	91.1%	89.1%	88.9%

\* This is based on patients treated on this contract for their most recent course of treatment. Figures in italics indicate the base number of FP17s or Patient Questionnaire responses are less than 100. N/A is shown where the base number of responses is less than 10 during the period. % is calculated as Quantity/Base number\*100

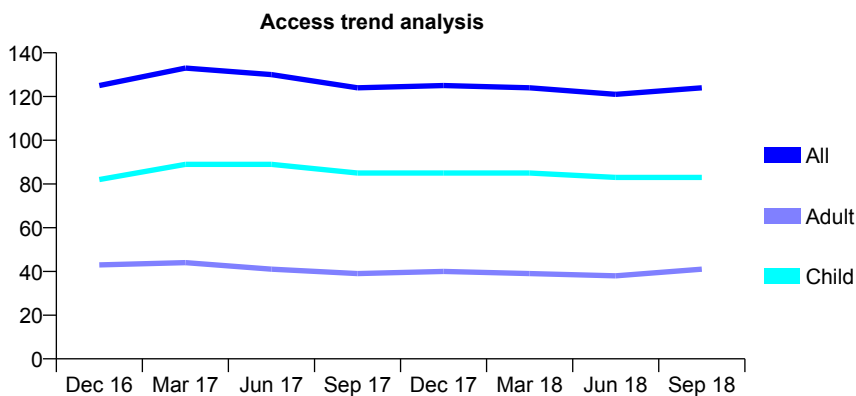
## Q60 - Vital Signs At a Glance Contract Report for 237841/0001 - September 2018

Name or company name	MR NJ HAMMOND
Contract type name	GDS Contract
Purpose of contract	General
Contract start date	01/04/2006
Contract end date	

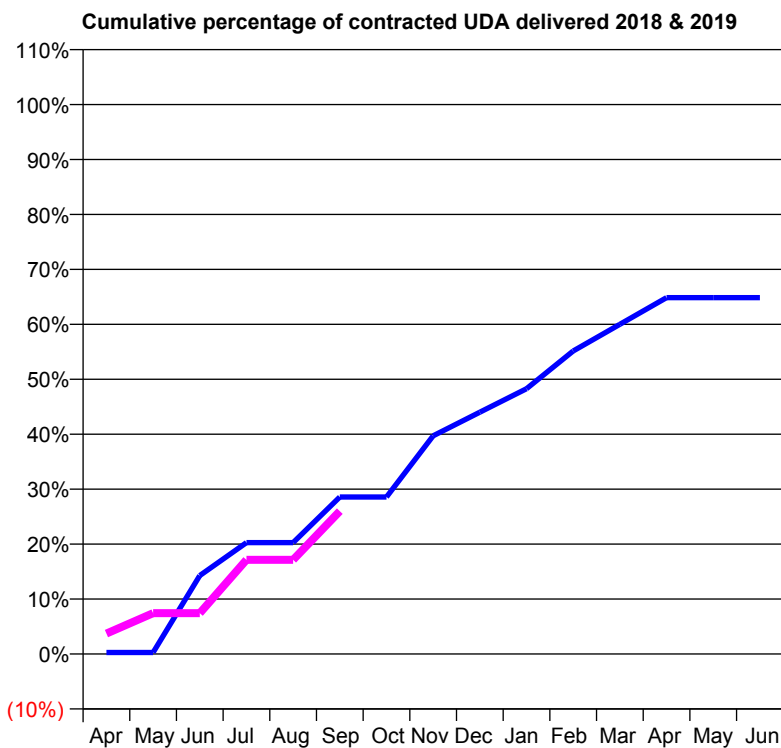
18/19 Contracted general activity (UDA)	350
Carry forward general activity (UDA)	0
18/19 Contracted orthodontic activity (UOA)	0
Carry forward orthodontic activity (UOA)	0
Baseline contract value	£7,802.86

### ACCESS\*

Patients seen in 24 months	Total	Change since previous quarter
Quarter ending September 2017	124	
Quarter ending December 2017	125	→
Quarter ending March 2018	124	→
Quarter ending June 2018	121	↓
Quarter ending September 2018	124	↑
<b>Variance since September 2017</b>	<b>0.0%</b>	<b>→</b>



### ACTIVITY



Month	Adjusted Scheduled Activity (UDA)	
	2018	2019
April	1	13
May	1	26
June	50	26
July	71	60
August	71	60
September	100	91
October	100	
November	139	
December	154	
January	169	
February	193	
March	210	
April	227	
May	227	
June	227	

### QUALITY

	Quantity	Base Number	Contract	AT	Region	England
% of FP17s for the same patient ID Re-attending within 3 months - Children	1	66	1.5%	9.8%	11.4%	11.6%
% of FP17s for the same patient ID Re-attending within 3 months - Adults	7	33	21.2%	13.2%	15.0%	15.5%
% of FP17s for the same patient ID Re-attending between 3 & 9 months - Children	52	66	78.8%	60.9%	59.9%	58.8%
% of FP17s for the same patient ID Re-attending between 3 & 9 months - Adults	21	33	63.6%	55.1%	52.0%	51.1%
% of FP17s for Band 1 Urgent Courses	0	85	0.0%	7.2%	8.0%	9.0%
% of FP17s Relating to Free Repair or Replacements	0	85	0.0%	0.9%	0.8%	0.8%
% of FP17s Relating to Continuations	0	85	0.0%	1.1%	0.9%	0.9%
% of Patients satisfied with the dentistry they have received	0	0	N/A	93.8%	93.5%	93.3%
% of Patients satisfied with the time they had to wait for an appointment	0	0	N/A	91.1%	89.1%	88.9%

\* This is based on patients treated on this contract for their most recent course of treatment. Figures in italics indicate the base number of FP17s or Patient Questionnaire responses are less than 100. N/A is shown where the base number of responses is less than 10 during the period. % is calculated as Quantity/Base number\*100



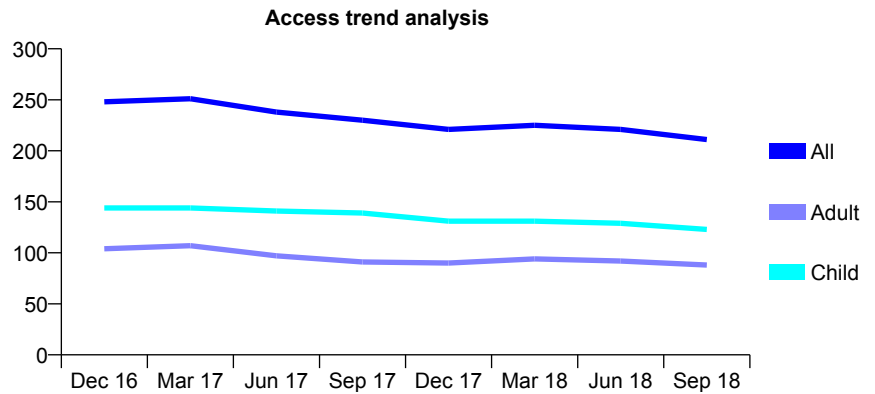
## Q60 - Vital Signs At a Glance Contract Report for 238120/0001 - September 2018

Name or company name	DR AS SADHRA
Contract type name	GDS Contract
Purpose of contract	General and Orthodontic
Contract start date	01/04/2006
Contract end date	

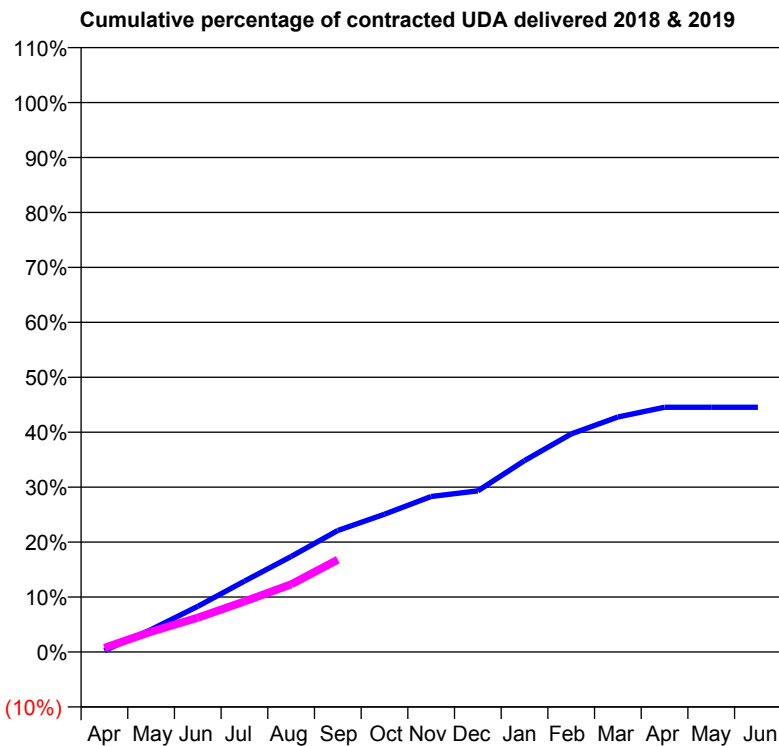
18/19 Contracted general activity (UDA)	783
Carry forward general activity (UDA)	0
18/19 Contracted orthodontic activity (UOA)	378
Carry forward orthodontic activity (UOA)	-5
Baseline contract value	£37,118.54

### ACCESS\*

Patients seen in 24 months	Total	Change since previous quarter
Quarter ending September 2017	230	
Quarter ending December 2017	221	↓
Quarter ending March 2018	225	→
Quarter ending June 2018	221	↓
Quarter ending September 2018	211	↓
<b>Variance since September 2017</b>	<b>(8.3%)</b>	<b>↓</b>



### ACTIVITY



Month	Adjusted Scheduled Activity (UDA)	
	2018	2019
April	2	6
May	32	29
June	65	49
July	101	72
August	136	96
September	173	132
October	196	
November	222	
December	230	
January	273	
February	311	
March	335	
April	349	
May	349	
June	349	

### QUALITY

	Quantity	Base Number	Contract	AT	Region	England
% of FP17s for the same patient ID Re-attending within 3 months - Children	3	94	3.2%	9.8%	11.4%	11.6%
% of FP17s for the same patient ID Re-attending within 3 months - Adults	6	36	16.7%	13.2%	15.0%	15.5%
% of FP17s for the same patient ID Re-attending between 3 & 9 months - Children	35	94	37.2%	60.9%	59.9%	58.8%
% of FP17s for the same patient ID Re-attending between 3 & 9 months - Adults	12	36	33.3%	55.1%	52.0%	51.1%
% of FP17s for Band 1 Urgent Courses	3	90	3.3%	7.2%	8.0%	9.0%
% of FP17s Relating to Free Repair or Replacements	0	90	0.0%	0.9%	0.8%	0.8%
% of FP17s Relating to Continuations	0	90	0.0%	1.1%	0.9%	0.9%
% of Patients satisfied with the dentistry they have received	0	0	N/A	93.8%	93.5%	93.3%
% of Patients satisfied with the time they had to wait for an appointment	0	0	N/A	91.1%	89.1%	88.9%

\* This is based on patients treated on this contract for their most recent course of treatment. Figures in italics indicate the base number of FP17s or Patient Questionnaire responses are less than 100. N/A is shown where the base number of responses is less than 10 during the period. % is calculated as Quantity/Base number\*100

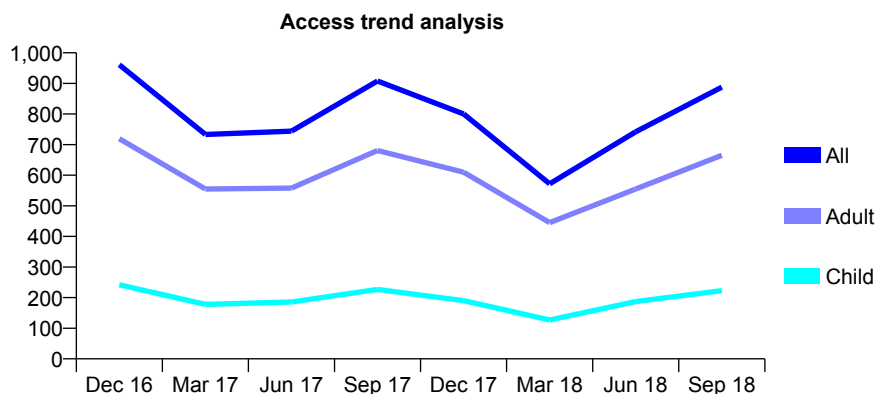
## Q60 - Vital Signs At a Glance Contract Report for 245429/0001 - September 2018

Name or company name	MISS SC DUNCAN
Contract type name	GDS Contract
Purpose of contract	General
Contract start date	01/11/2007
Contract end date	

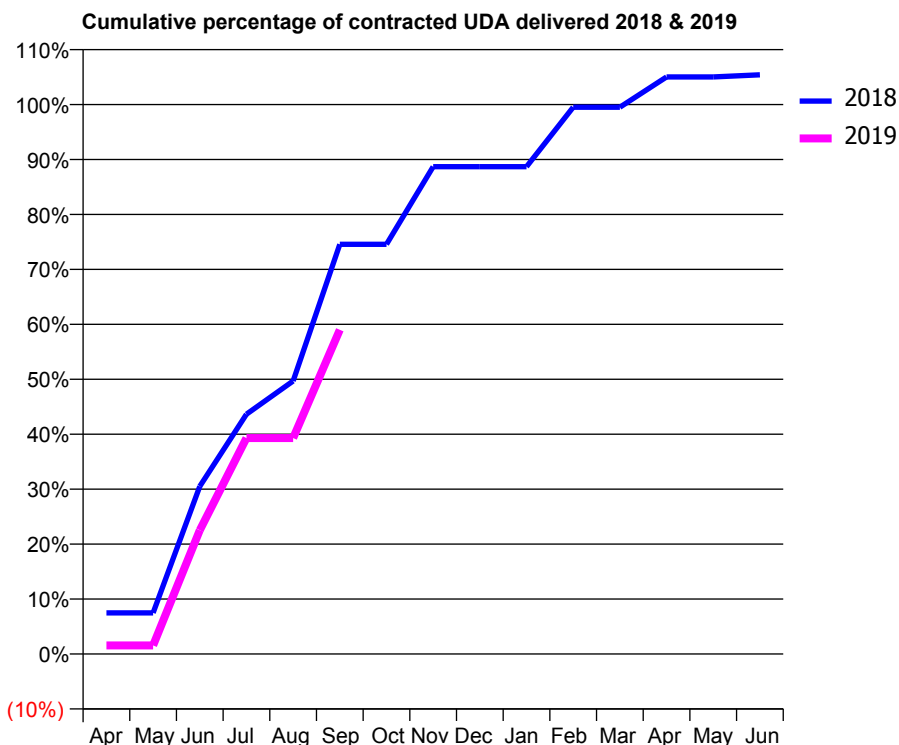
18/19 Contracted general activity (UDA)	2,250
Carry forward general activity (UDA)	-35
18/19 Contracted orthodontic activity (UOA)	0
Carry forward orthodontic activity (UOA)	0
Baseline contract value	£58,449.31

### ACCESS\*

Patients seen in 24 months	Total	Change since previous quarter
Quarter ending September 2017	908	
Quarter ending December 2017	800	↓
Quarter ending March 2018	572	↓
Quarter ending June 2018	742	↑
Quarter ending September 2018	888	↑
<b>Variance since September 2017</b>	<b>(2.2%)</b>	<b>↓</b>



### ACTIVITY



Month	Adjusted Scheduled Activity (UDA)	
	2018	2019
April	131	35
May	131	35
June	534	507
July	764	884
August	869	884
September	1,305	1,328
October	1,305	
November	1,552	
December	1,552	
January	1,552	
February	1,741	
March	1,741	
April	1,838	
May	1,838	
June	1,845	

### QUALITY

	Quantity	Base Number	Contract	AT	Region	England
% of FP17s for the same patient ID Re-attending within 3 months - Children	10	217	4.6%	9.8%	11.4%	11.6%
% of FP17s for the same patient ID Re-attending within 3 months - Adults	75	651	11.5%	13.2%	15.0%	15.5%
% of FP17s for the same patient ID Re-attending between 3 & 9 months - Children	41	217	18.9%	60.9%	59.9%	58.8%
% of FP17s for the same patient ID Re-attending between 3 & 9 months - Adults	159	651	24.4%	55.1%	52.0%	51.1%
% of FP17s for Band 1 Urgent Courses	80	793	10.1%	7.2%	8.0%	9.0%
% of FP17s Relating to Free Repair or Replacements	1	793	0.1%	0.9%	0.8%	0.8%
% of FP17s Relating to Continuations	0	793	0.0%	1.1%	0.9%	0.9%
% of Patients satisfied with the dentistry they have received	0	0	N/A	93.8%	93.5%	93.3%
% of Patients satisfied with the time they had to wait for an appointment	0	0	N/A	91.1%	89.1%	88.9%

\* This is based on patients treated on this contract for their most recent course of treatment. Figures in italics indicate the base number of FP17s or Patient Questionnaire responses are less than 100. N/A is shown where the base number of responses is less than 10 during the period. % is calculated as Quantity/Base number\*100

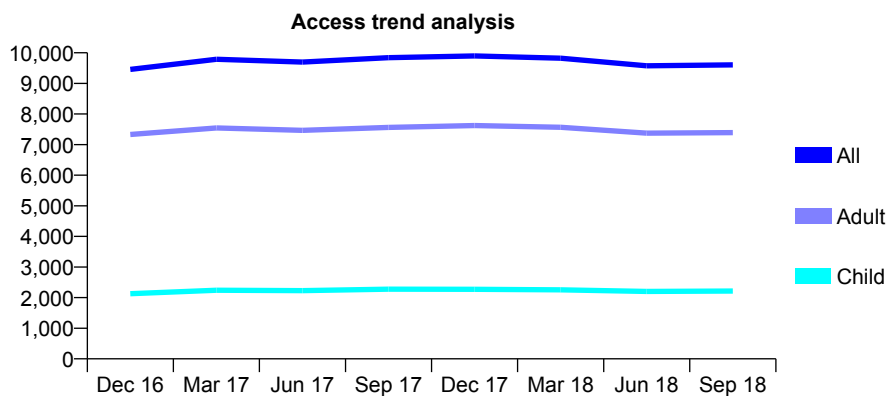
## Q60 - Vital Signs At a Glance Contract Report for 249726/0001 - September 2018

Name or company name	Hillcrest Dental Practice
Contract type name	GDS Contract
Purpose of contract	General
Contract start date	01/04/2006
Contract end date	

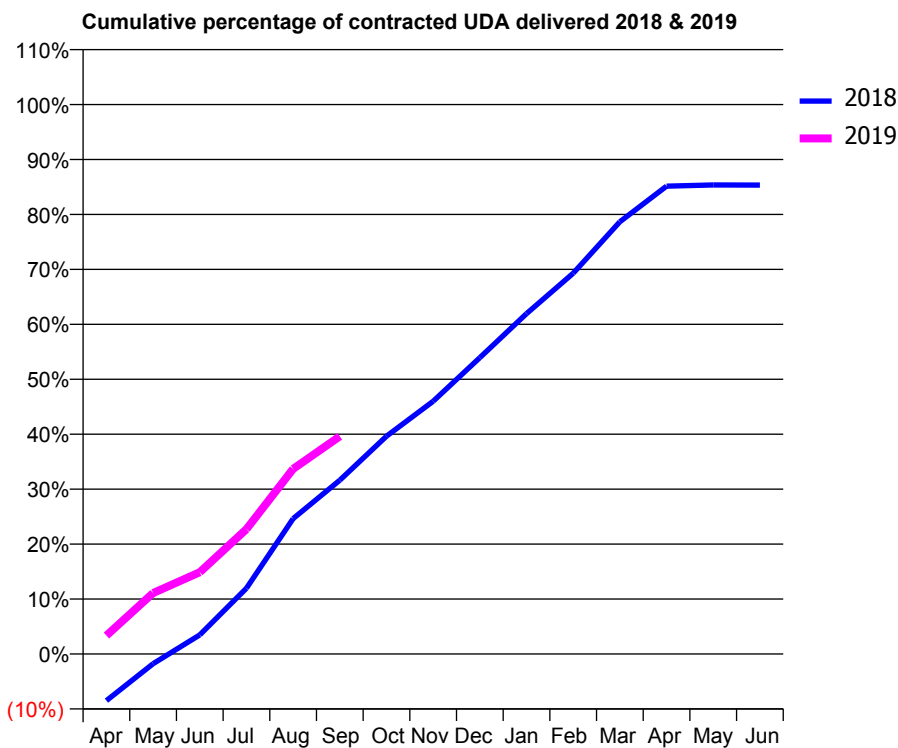
18/19 Contracted general activity (UDA)	27,030
Carry forward general activity (UDA)	0
18/19 Contracted orthodontic activity (UOA)	0
Carry forward orthodontic activity (UOA)	0
Baseline contract value	£732,012.03

### ACCESS\*

Patients seen in 24 months	Total	Change since previous quarter
Quarter ending September 2017	9,841	
Quarter ending December 2017	9,897	→
Quarter ending March 2018	9,824	→
Quarter ending June 2018	9,577	↓
Quarter ending September 2018	9,607	→
<b>Variance since September 2017</b>	<b>(2.4%)</b>	<b>↓</b>



### ACTIVITY



Month	Adjusted Scheduled Activity (UDA)	
	2018	2019
April	-2,300	911
May	-484	3,004
June	939	4,025
July	3,239	6,140
August	6,659	9,111
September	8,552	10,706
October	10,718	
November	12,431	
December	14,579	
January	16,741	
February	18,728	
March	21,262	
April	23,011	
May	23,070	
June	23,069	

### QUALITY

	Quantity	Base Number	Contract	AT	Region	England
% of FP17s for the same patient ID Re-attending within 3 months - Children	81	1,475	5.5%	9.8%	11.4%	11.6%
% of FP17s for the same patient ID Re-attending within 3 months - Adults	514	4,934	10.4%	13.2%	15.0%	15.5%
% of FP17s for the same patient ID Re-attending between 3 & 9 months - Children	941	1,475	63.8%	60.9%	59.9%	58.8%
% of FP17s for the same patient ID Re-attending between 3 & 9 months - Adults	3,136	4,934	63.6%	55.1%	52.0%	51.1%
% of FP17s for Band 1 Urgent Courses	334	5,501	6.1%	7.2%	8.0%	9.0%
% of FP17s Relating to Free Repair or Replacements	74	5,501	1.3%	0.9%	0.8%	0.8%
% of FP17s Relating to Continuations	54	5,501	1.0%	1.1%	0.9%	0.9%
% of Patients satisfied with the dentistry they have received	12	13	92.3%	93.8%	93.5%	93.3%
% of Patients satisfied with the time they had to wait for an appointment	13	13	100.0%	91.1%	89.1%	88.9%

\* This is based on patients treated on this contract for their most recent course of treatment. Figures in italics indicate the base number of FP17s or Patient Questionnaire responses are less than 100. N/A is shown where the base number of responses is less than 10 during the period. % is calculated as Quantity/Base number\*100

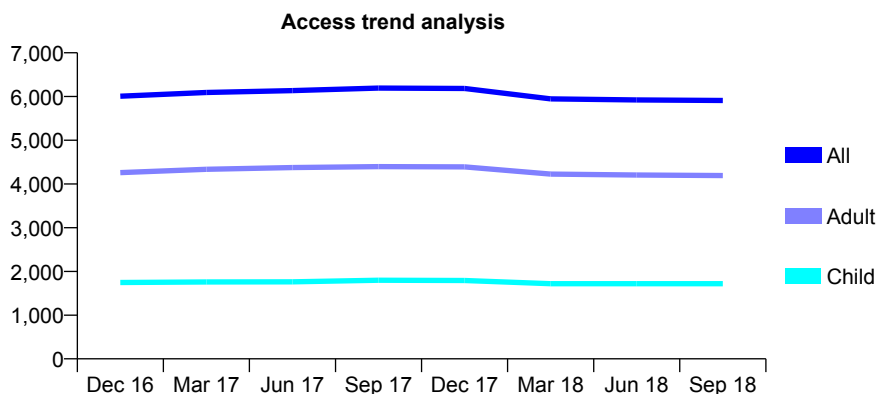
## Q60 - Vital Signs At a Glance Contract Report for 257907/0001 - September 2018

Name or company name	MR CC CHUNG
Contract type name	GDS Contract
Purpose of contract	General
Contract start date	01/04/2006
Contract end date	

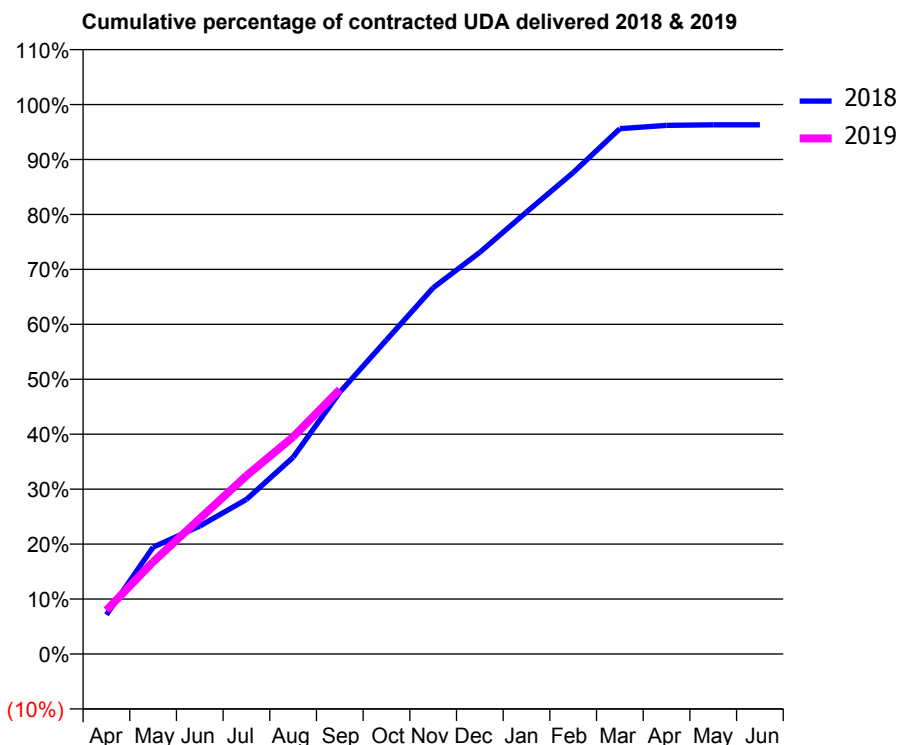
18/19 Contracted general activity (UDA)	18,443
Carry forward general activity (UDA)	-142
18/19 Contracted orthodontic activity (UOA)	0
Carry forward orthodontic activity (UOA)	0
Baseline contract value	£504,254.47

### ACCESS\*

Patients seen in 24 months	Total	Change since previous quarter
Quarter ending September 2017	6,194	
Quarter ending December 2017	6,183	→
Quarter ending March 2018	5,947	↓
Quarter ending June 2018	5,923	→
Quarter ending September 2018	5,910	→
<b>Variance since September 2017</b>	<b>(4.6%)</b>	<b>↓</b>



### ACTIVITY



Month	Adjusted Scheduled Activity (UDA)	
	2018	2019
April	1,320	1,471
May	3,588	3,096
June	4,292	4,545
July	5,191	5,988
August	6,604	7,290
September	8,786	8,877
October	10,544	
November	12,291	
December	13,480	
January	14,834	
February	16,157	
March	17,630	
April	17,743	
May	17,759	
June	17,759	

### QUALITY

	Quantity	Base Number	Contract	AT	Region	England
% of FP17s for the same patient ID Re-attending within 3 months - Children	101	1,535	6.6%	9.8%	11.4%	11.6%
% of FP17s for the same patient ID Re-attending within 3 months - Adults	323	3,440	9.4%	13.2%	15.0%	15.5%
% of FP17s for the same patient ID Re-attending between 3 & 9 months - Children	1,108	1,535	72.2%	60.9%	59.9%	58.8%
% of FP17s for the same patient ID Re-attending between 3 & 9 months - Adults	2,487	3,440	72.3%	55.1%	52.0%	51.1%
% of FP17s for Band 1 Urgent Courses	222	4,907	4.5%	7.2%	8.0%	9.0%
% of FP17s Relating to Free Repair or Replacements	50	4,907	1.0%	0.9%	0.8%	0.8%
% of FP17s Relating to Continuations	24	4,907	0.5%	1.1%	0.9%	0.9%
% of Patients satisfied with the dentistry they have received	6	6	N/A	93.8%	93.5%	93.3%
% of Patients satisfied with the time they had to wait for an appointment	6	6	N/A	91.1%	89.1%	88.9%

\* This is based on patients treated on this contract for their most recent course of treatment. Figures in italics indicate the base number of FP17s or Patient Questionnaire responses are less than 100. N/A is shown where the base number of responses is less than 10 during the period. % is calculated as Quantity/Base number\*100

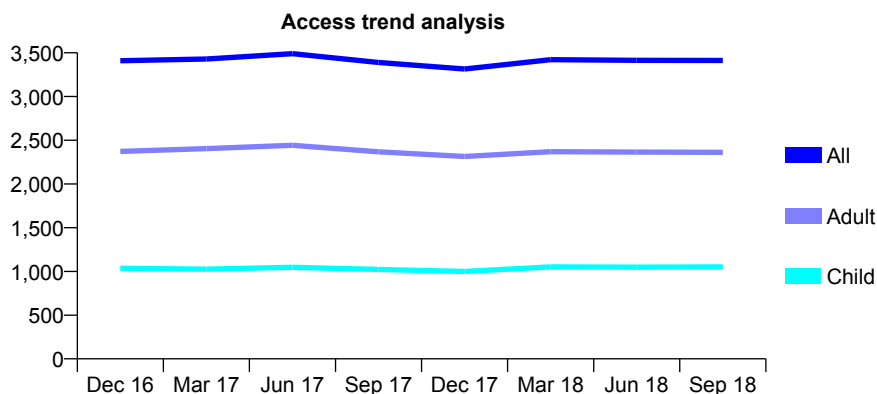
## Q60 - Vital Signs At a Glance Contract Report for 270016/0001 - September 2018

Name or company name	MISS S KHAN
Contract type name	GDS Contract
Purpose of contract	General
Contract start date	01/01/2013
Contract end date	

18/19 Contracted general activity (UDA)	11,407
Carry forward general activity (UDA)	121
18/19 Contracted orthodontic activity (UOA)	0
Carry forward orthodontic activity (UOA)	0
Baseline contract value	£309,316.57

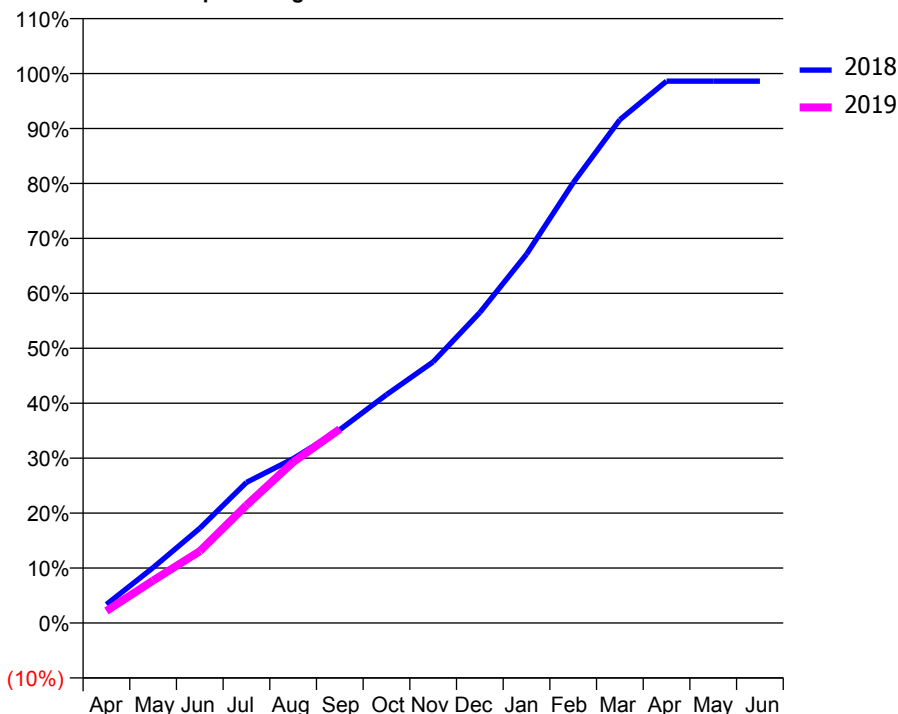
### ACCESS\*

Patients seen in 24 months	Total	Change since previous quarter
Quarter ending September 2017	3,389	
Quarter ending December 2017	3,314	↓
Quarter ending March 2018	3,421	↑
Quarter ending June 2018	3,414	→
Quarter ending September 2018	3,413	→
<b>Variance since September 2017</b>	<b>0.7%</b>	<b>→</b>



### ACTIVITY

Cumulative percentage of contracted UDA delivered 2018 & 2019



Adjusted Scheduled Activity (UDA)

Month	2018	2019
April	385	251
May	1,151	882
June	1,967	1,491
July	2,919	2,447
August	3,412	3,340
September	4,013	4,025
October	4,739	
November	5,421	
December	6,446	
January	7,656	
February	9,140	
March	10,448	
April	11,249	
May	11,249	
June	11,248	

### QUALITY

	Quantity	Base Number	Contract	AT	Region	England
% of FP17s for the same patient ID Re-attending within 3 months - Children	47	669	7.0%	9.8%	11.4%	11.6%
% of FP17s for the same patient ID Re-attending within 3 months - Adults	208	1,514	13.7%	13.2%	15.0%	15.5%
% of FP17s for the same patient ID Re-attending between 3 & 9 months - Children	362	669	54.1%	60.9%	59.9%	58.8%
% of FP17s for the same patient ID Re-attending between 3 & 9 months - Adults	757	1,514	50.0%	55.1%	52.0%	51.1%
% of FP17s for Band 1 Urgent Courses	147	1,980	7.4%	7.2%	8.0%	9.0%
% of FP17s Relating to Free Repair or Replacements	21	1,980	1.1%	0.9%	0.8%	0.8%
% of FP17s Relating to Continuations	5	1,980	0.3%	1.1%	0.9%	0.9%
% of Patients satisfied with the dentistry they have received	5	5	N/A	93.8%	93.5%	93.3%
% of Patients satisfied with the time they had to wait for an appointment	2	5	N/A	91.1%	89.1%	88.9%

\* This is based on patients treated on this contract for their most recent course of treatment. Figures in italics indicate the base number of FP17s or Patient Questionnaire responses are less than 100. N/A is shown where the base number of responses is less than 10 during the period. % is calculated as Quantity/Base number\*100

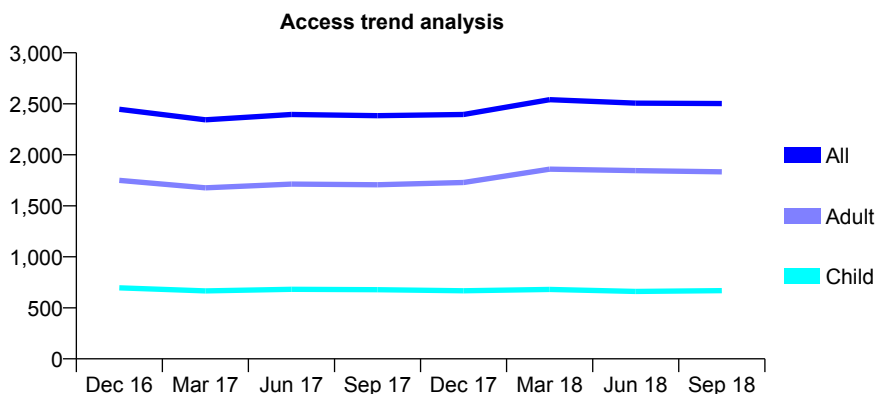
## Q60 - Vital Signs At a Glance Contract Report for 274011/0003 - September 2018

Name or company name	MR JW WILLIS
Contract type name	GDS Contract
Purpose of contract	General
Contract start date	01/05/2008
Contract end date	

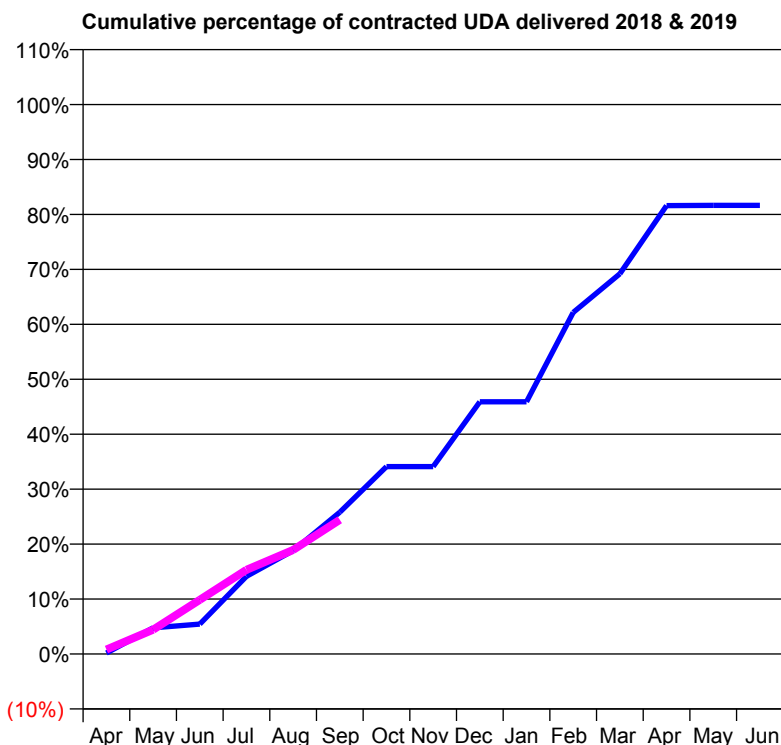
18/19 Contracted general activity (UDA)	10,500
Carry forward general activity (UDA)	0
18/19 Contracted orthodontic activity (UOA)	0
Carry forward orthodontic activity (UOA)	0
Baseline contract value	£299,205.96

### ACCESS\*

Patients seen in 24 months	Total	Change since previous quarter
Quarter ending September 2017	2,384	
Quarter ending December 2017	2,396	→
Quarter ending March 2018	2,540	↑
Quarter ending June 2018	2,506	↓
Quarter ending September 2018	2,502	→
<b>Variance since September 2017</b>	<b>4.9%</b>	<b>↑</b>



### ACTIVITY



Month	Adjusted Scheduled Activity (UDA)	
	2018	2019
April	20	85
May	500	466
June	572	1,036
July	1,483	1,608
August	1,977	1,990
September	2,710	2,564
October	3,580	
November	3,580	
December	4,820	
January	4,820	
February	6,528	
March	7,265	
April	8,568	
May	8,572	
June	8,573	

### QUALITY

	Quantity	Base Number	Contract	AT	Region	England
% of FP17s for the same patient ID Re-attending within 3 months - Children	61	517	11.8%	9.8%	11.4%	11.6%
% of FP17s for the same patient ID Re-attending within 3 months - Adults	293	1,280	22.9%	13.2%	15.0%	15.5%
% of FP17s for the same patient ID Re-attending between 3 & 9 months - Children	303	517	58.6%	60.9%	59.9%	58.8%
% of FP17s for the same patient ID Re-attending between 3 & 9 months - Adults	631	1,280	49.3%	55.1%	52.0%	51.1%
% of FP17s for Band 1 Urgent Courses	132	1,411	9.4%	7.2%	8.0%	9.0%
% of FP17s Relating to Free Repair or Replacements	32	1,411	2.3%	0.9%	0.8%	0.8%
% of FP17s Relating to Continuations	16	1,411	1.1%	1.1%	0.9%	0.9%
% of Patients satisfied with the dentistry they have received	3	3	N/A	93.8%	93.5%	93.3%
% of Patients satisfied with the time they had to wait for an appointment	3	3	N/A	91.1%	89.1%	88.9%

\* This is based on patients treated on this contract for their most recent course of treatment. Figures in italics indicate the base number of FP17s or Patient Questionnaire responses are less than 100. N/A is shown where the base number of responses is less than 10 during the period. % is calculated as Quantity/Base number\*100

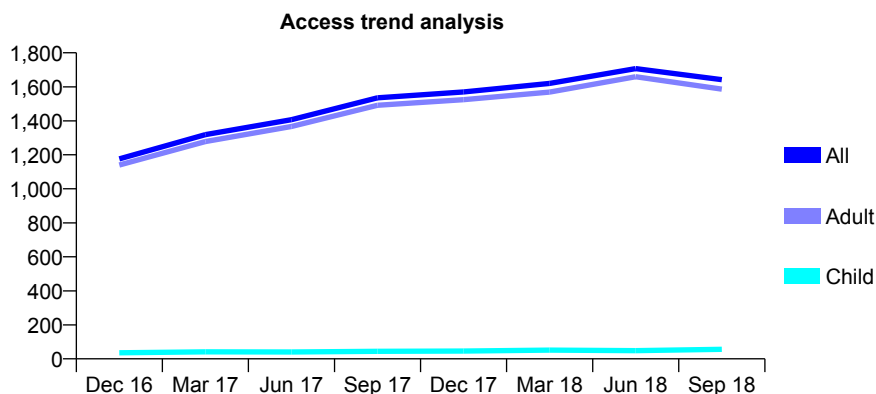
## Q60 - Vital Signs At a Glance Contract Report for 274798/0003 - September 2018

Name or company name	MRS R SREENIVASAN
Contract type name	PDS Contract
Purpose of contract	General
Contract start date	01/07/2015
Contract end date	31/03/2020

18/19 Contracted general activity (UDA)	3,600
Carry forward general activity (UDA)	0
18/19 Contracted orthodontic activity (UOA)	0
Carry forward orthodontic activity (UOA)	0
Baseline contract value	£146,768.52

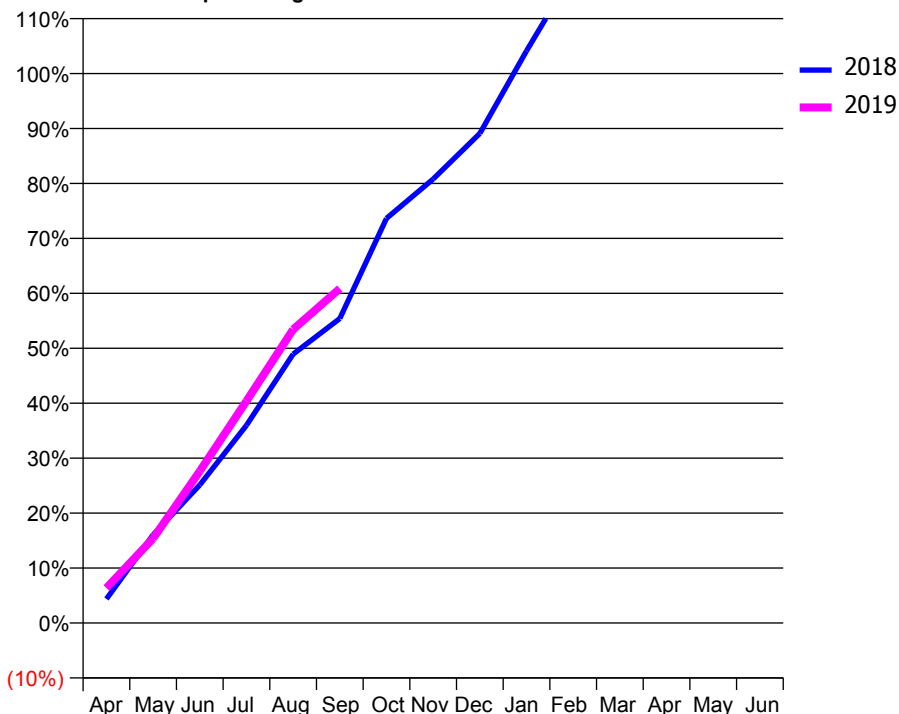
### ACCESS\*

Patients seen in 24 months	Total	Change since previous quarter
Quarter ending September 2017	1,535	
Quarter ending December 2017	1,570	↑
Quarter ending March 2018	1,620	↑
Quarter ending June 2018	1,707	↑
Quarter ending September 2018	1,642	↓
<b>Variance since September 2017</b>	<b>7.0%</b>	<b>↑</b>



### ACTIVITY

Cumulative percentage of contracted UDA delivered 2018 & 2019



Month	Adjusted Scheduled Activity (UDA)	
	2018	2019
April	158	229
May	578	554
June	905	995
July	1,295	1,454
August	1,762	1,923
September	1,995	2,191
October	2,651	
November	2,909	
December	3,208	
January	3,748	
February	4,257	
March	4,674	
April	4,873	
May	4,873	
June	4,873	

### QUALITY

	Quantity	Base Number	Contract	AT	Region	England
% of FP17s for the same patient ID Re-attending within 3 months - Children	0	31	0.0%	9.8%	11.4%	11.6%
% of FP17s for the same patient ID Re-attending within 3 months - Adults	12	828	1.4%	13.2%	15.0%	15.5%
% of FP17s for the same patient ID Re-attending between 3 & 9 months - Children	0	31	0.0%	60.9%	59.9%	58.8%
% of FP17s for the same patient ID Re-attending between 3 & 9 months - Adults	6	828	0.7%	55.1%	52.0%	51.1%
% of FP17s for Band 1 Urgent Courses	1	788	0.1%	7.2%	8.0%	9.0%
% of FP17s Relating to Free Repair or Replacements	0	788	0.0%	0.9%	0.8%	0.8%
% of FP17s Relating to Continuations	0	788	0.0%	1.1%	0.9%	0.9%
% of Patients satisfied with the dentistry they have received	4	5	N/A	93.8%	93.5%	93.3%
% of Patients satisfied with the time they had to wait for an appointment	3	5	N/A	91.1%	89.1%	88.9%

\* This is based on patients treated on this contract for their most recent course of treatment. Figures in italics indicate the base number of FP17s or Patient Questionnaire responses are less than 100. N/A is shown where the base number of responses is less than 10 during the period. % is calculated as Quantity/Base number\*100

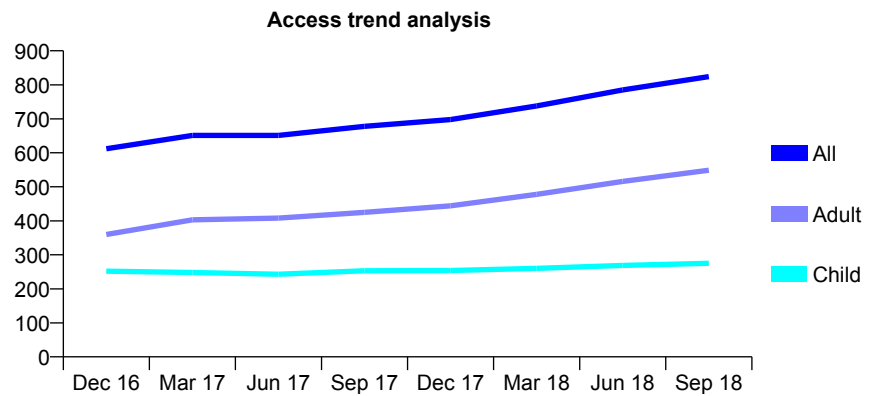
## Q60 - Vital Signs At a Glance Contract Report for 287822/0001 - September 2018

Name or company name	COURTYARD DENTAL PRACTICE
Contract type name	GDS Contract
Purpose of contract	General
Contract start date	16/08/2013
Contract end date	

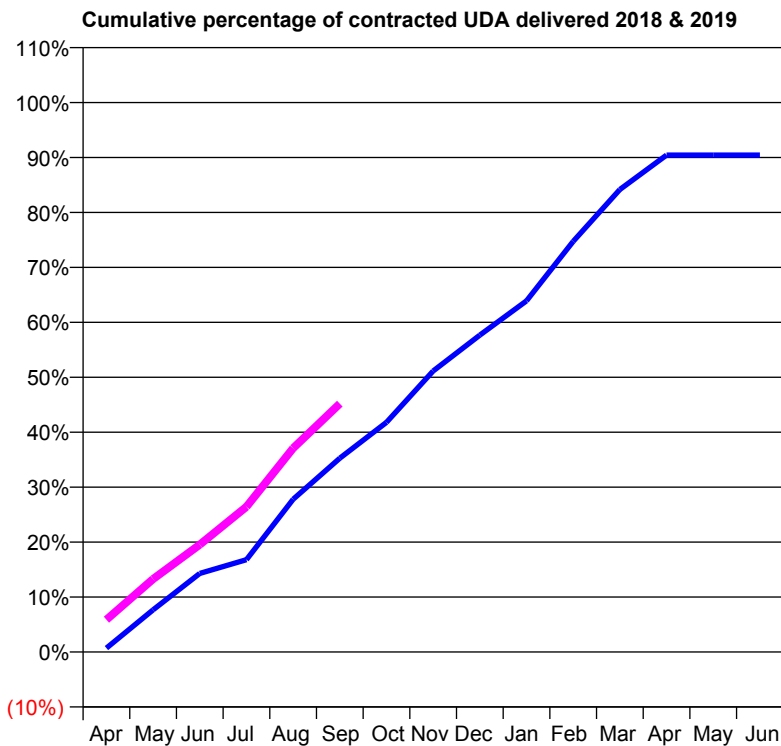
18/19 Contracted general activity (UDA)	2,700
Carry forward general activity (UDA)	0
18/19 Contracted orthodontic activity (UOA)	0
Carry forward orthodontic activity (UOA)	0
Baseline contract value	£53,575.09

### ACCESS\*

Patients seen in 24 months	Total	Change since previous quarter
Quarter ending September 2017	678	
Quarter ending December 2017	698	↑
Quarter ending March 2018	738	↑
Quarter ending June 2018	785	↑
Quarter ending September 2018	824	↑
<b>Variance since September 2017</b>	<b>21.5%</b>	<b>↑</b>



### ACTIVITY



Month	Adjusted Scheduled Activity (UDA)	
	2018	2019
April	19	159
May	207	359
June	386	528
July	454	714
August	751	1,002
September	952	1,221
October	1,128	
November	1,381	
December	1,557	
January	1,725	
February	2,017	
March	2,272	
April	2,441	
May	2,441	
June	2,441	

### QUALITY

	Quantity	Base Number	Contract	AT	Region	England
% of FP17s for the same patient ID Re-attending within 3 months - Children	7	191	3.7%	9.8%	11.4%	11.6%
% of FP17s for the same patient ID Re-attending within 3 months - Adults	43	371	11.6%	13.2%	15.0%	15.5%
% of FP17s for the same patient ID Re-attending between 3 & 9 months - Children	114	191	59.7%	60.9%	59.9%	58.8%
% of FP17s for the same patient ID Re-attending between 3 & 9 months - Adults	186	371	50.1%	55.1%	52.0%	51.1%
% of FP17s for Band 1 Urgent Courses	3	510	0.6%	7.2%	8.0%	9.0%
% of FP17s Relating to Free Repair or Replacements	0	510	0.0%	0.9%	0.8%	0.8%
% of FP17s Relating to Continuations	11	510	2.2%	1.1%	0.9%	0.9%
% of Patients satisfied with the dentistry they have received	0	0	N/A	93.8%	93.5%	93.3%
% of Patients satisfied with the time they had to wait for an appointment	0	0	N/A	91.1%	89.1%	88.9%

\* This is based on patients treated on this contract for their most recent course of treatment. Figures in italics indicate the base number of FP17s or Patient Questionnaire responses are less than 100. N/A is shown where the base number of responses is less than 10 during the period. % is calculated as Quantity/Base number\*100



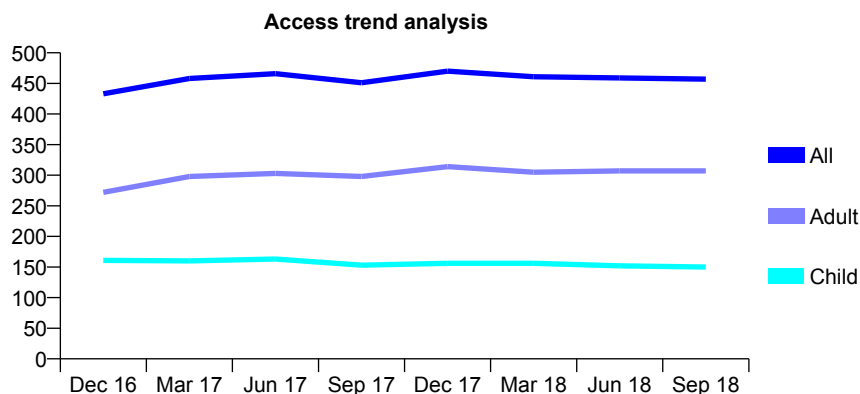
## Q60 - Vital Signs At a Glance Contract Report for 303496/0002 - September 2018

Name or company name	MR AR FEE
Contract type name	GDS Contract
Purpose of contract	General and Orthodontic
Contract start date	13/09/2010
Contract end date	

18/19 Contracted general activity (UDA)	1,774
Carry forward general activity (UDA)	0
18/19 Contracted orthodontic activity (UOA)	208
Carry forward orthodontic activity (UOA)	1
Baseline contract value	£60,661.20

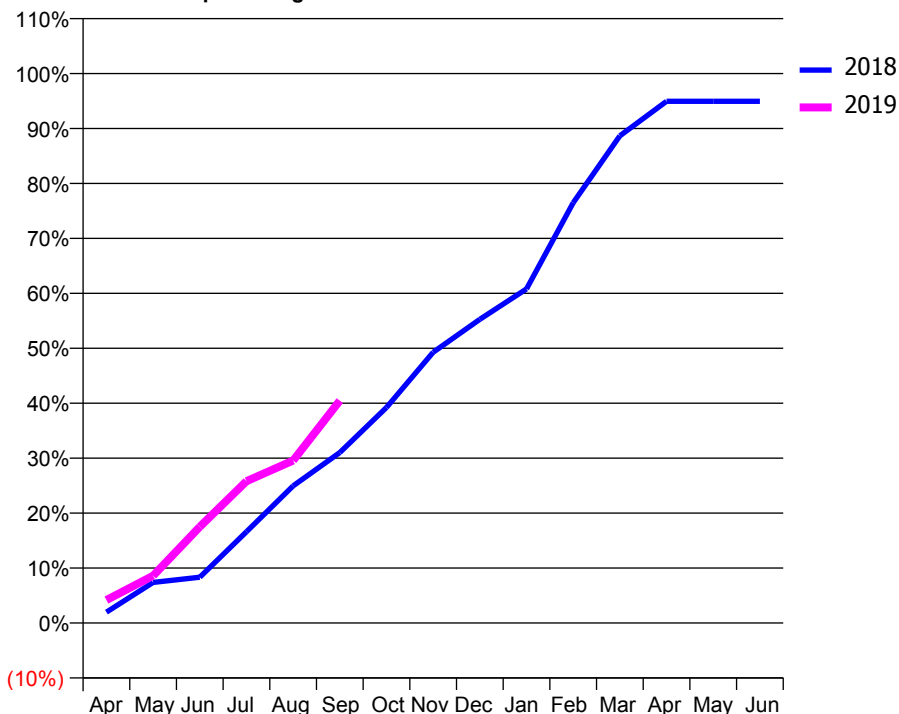
### ACCESS\*

Patients seen in 24 months	Total	Change since previous quarter
Quarter ending September 2017	451	
Quarter ending December 2017	470	↑
Quarter ending March 2018	461	↓
Quarter ending June 2018	459	→
Quarter ending September 2018	457	→
<b>Variance since September 2017</b>	<b>1.3%</b>	<b>→</b>



### ACTIVITY

Cumulative percentage of contracted UDA delivered 2018 & 2019



Adjusted Scheduled Activity (UDA)

Month	2018	2019
April	35	74
May	131	153
June	148	311
July	295	458
August	443	525
September	551	718
October	696	
November	874	
December	980	
January	1,079	
February	1,357	
March	1,573	
April	1,684	
May	1,684	
June	1,684	

### QUALITY

	Quantity	Base Number	Contract	AT	Region	England
% of FP17s for the same patient ID Re-attending within 3 months - Children	14	182	7.7%	9.8%	11.4%	11.6%
% of FP17s for the same patient ID Re-attending within 3 months - Adults	26	215	12.1%	13.2%	15.0%	15.5%
% of FP17s for the same patient ID Re-attending between 3 & 9 months - Children	142	182	78.0%	60.9%	59.9%	58.8%
% of FP17s for the same patient ID Re-attending between 3 & 9 months - Adults	158	215	73.5%	55.1%	52.0%	51.1%
% of FP17s for Band 1 Urgent Courses	15	327	4.6%	7.2%	8.0%	9.0%
% of FP17s Relating to Free Repair or Replacements	0	327	0.0%	0.9%	0.8%	0.8%
% of FP17s Relating to Continuations	5	327	1.5%	1.1%	0.9%	0.9%
% of Patients satisfied with the dentistry they have received	2	2	N/A	93.8%	93.5%	93.3%
% of Patients satisfied with the time they had to wait for an appointment	2	2	N/A	91.1%	89.1%	88.9%

\* This is based on patients treated on this contract for their most recent course of treatment. Figures in italics indicate the base number of FP17s or Patient Questionnaire responses are less than 100. N/A is shown where the base number of responses is less than 10 during the period. % is calculated as Quantity/Base number\*100

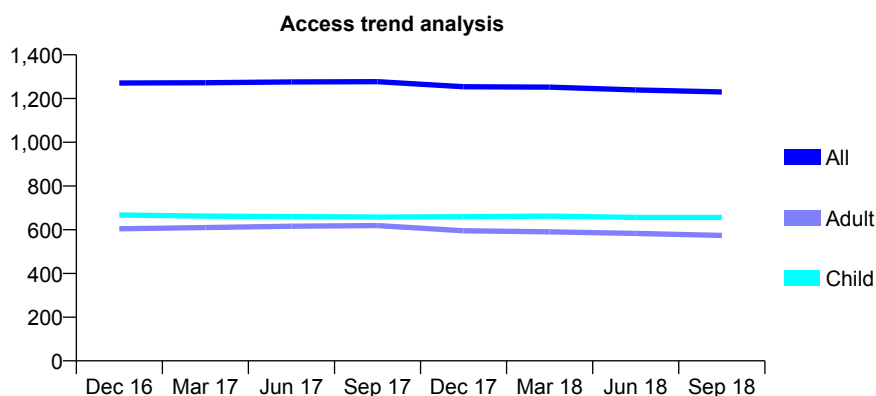
## Q60 - Vital Signs At a Glance Contract Report for 305006/0001 - September 2018

Name or company name	MR TM PARSONS
Contract type name	GDS Contract
Purpose of contract	General
Contract start date	01/04/2006
Contract end date	

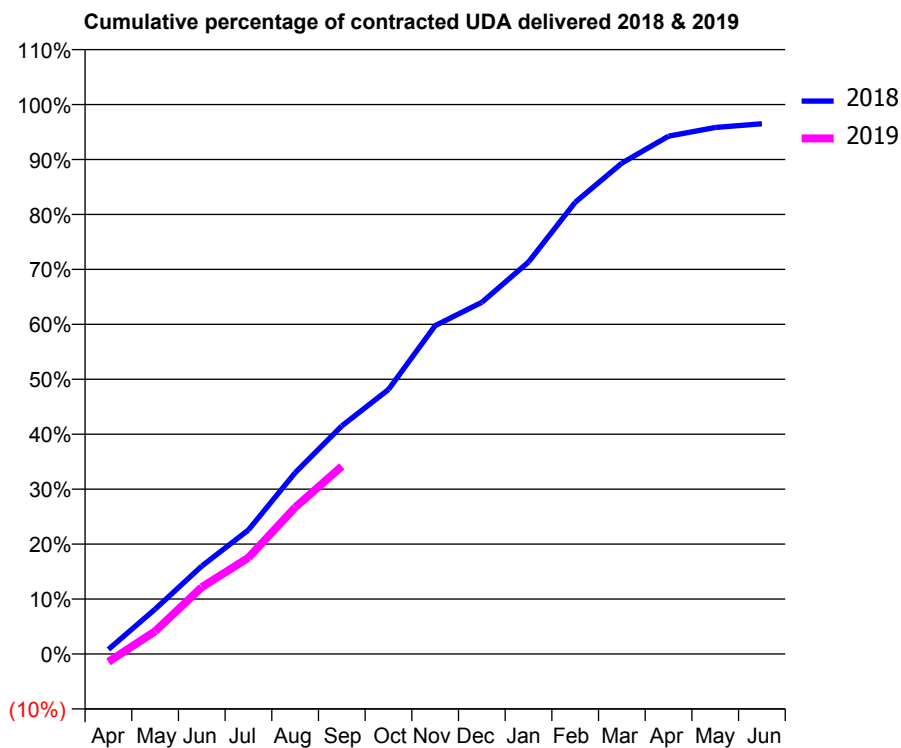
18/19 Contracted general activity (UDA)	2,977
Carry forward general activity (UDA)	104
18/19 Contracted orthodontic activity (UOA)	0
Carry forward orthodontic activity (UOA)	0
Baseline contract value	£75,691.50

### ACCESS\*

Patients seen in 24 months	Total	Change since previous quarter
Quarter ending September 2017	1,277	
Quarter ending December 2017	1,254	↓
Quarter ending March 2018	1,252	→
Quarter ending June 2018	1,239	↓
Quarter ending September 2018	1,230	→
<b>Variance since September 2017</b>	<b>(3.7%)</b>	<b>↓</b>



### ACTIVITY



Adjusted Scheduled Activity (UDA)		
Month	2018	2019
April	25	-43
May	243	123
June	476	363
July	672	522
August	982	795
September	1,236	1,017
October	1,433	
November	1,779	
December	1,905	
January	2,123	
February	2,447	
March	2,660	
April	2,805	
May	2,853	
June	2,873	

### QUALITY

	Quantity	Base Number	Contract	AT	Region	England
% of FP17s for the same patient ID Re-attending within 3 months - Children	27	510	5.3%	9.8%	11.4%	11.6%
% of FP17s for the same patient ID Re-attending within 3 months - Adults	34	347	9.8%	13.2%	15.0%	15.5%
% of FP17s for the same patient ID Re-attending between 3 & 9 months - Children	310	510	60.8%	60.9%	59.9%	58.8%
% of FP17s for the same patient ID Re-attending between 3 & 9 months - Adults	209	347	60.2%	55.1%	52.0%	51.1%
% of FP17s for Band 1 Urgent Courses	39	727	5.4%	7.2%	8.0%	9.0%
% of FP17s Relating to Free Repair or Replacements	1	727	0.1%	0.9%	0.8%	0.8%
% of FP17s Relating to Continuations	2	727	0.3%	1.1%	0.9%	0.9%
% of Patients satisfied with the dentistry they have received	0	0	N/A	93.8%	93.5%	93.3%
% of Patients satisfied with the time they had to wait for an appointment	0	0	N/A	91.1%	89.1%	88.9%

\* This is based on patients treated on this contract for their most recent course of treatment. Figures in italics indicate the base number of FP17s or Patient Questionnaire responses are less than 100. N/A is shown where the base number of responses is less than 10 during the period. % is calculated as Quantity/Base number\*100

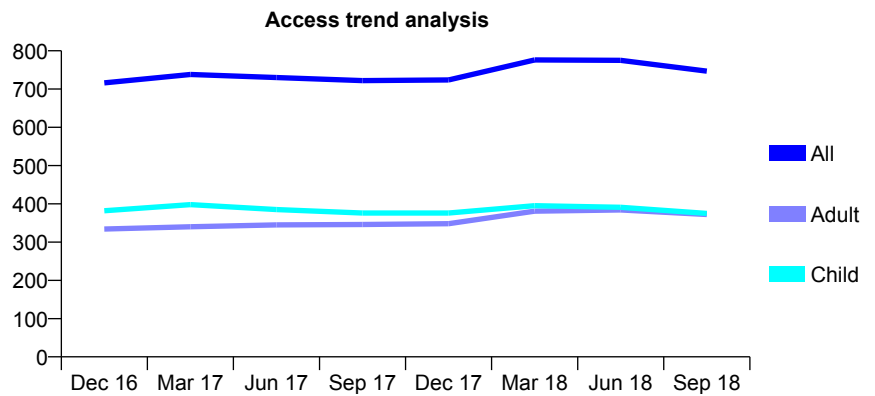
## Q60 - Vital Signs At a Glance Contract Report for 319163/0001 - September 2018

Name or company name	MRS UF PENCAVEL
Contract type name	GDS Contract
Purpose of contract	General and Orthodontic
Contract start date	01/04/2006
Contract end date	

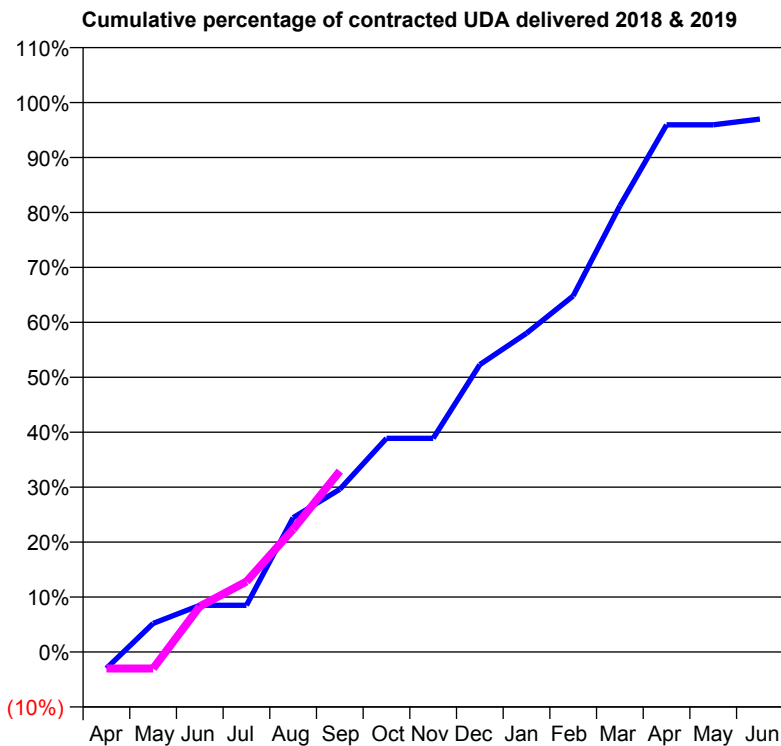
18/19 Contracted general activity (UDA)	2,276
Carry forward general activity (UDA)	69
18/19 Contracted orthodontic activity (UOA)	84
Carry forward orthodontic activity (UOA)	-2
Baseline contract value	£62,595.23

### ACCESS\*

Patients seen in 24 months	Total	Change since previous quarter
Quarter ending September 2017	722	
Quarter ending December 2017	724	→
Quarter ending March 2018	776	↑
Quarter ending June 2018	775	→
Quarter ending September 2018	747	↓
<b>Variance since September 2017</b>	<b>3.5%</b>	<b>↑</b>



### ACTIVITY



Adjusted Scheduled Activity (UDA)		
Month	2018	2019
April	-68	-69
May	118	-69
June	194	189
July	194	292
August	556	508
September	674	749
October	885	
November	885	
December	1,190	
January	1,320	
February	1,475	
March	1,848	
April	2,183	
May	2,183	
June	2,207	

### QUALITY

	Quantity	Base Number	Contract	AT	Region	England
% of FP17s for the same patient ID Re-attending within 3 months - Children	40	356	11.2%	9.8%	11.4%	11.6%
% of FP17s for the same patient ID Re-attending within 3 months - Adults	43	266	16.2%	13.2%	15.0%	15.5%
% of FP17s for the same patient ID Re-attending between 3 & 9 months - Children	251	356	70.5%	60.9%	59.9%	58.8%
% of FP17s for the same patient ID Re-attending between 3 & 9 months - Adults	114	266	42.9%	55.1%	52.0%	51.1%
% of FP17s for Band 1 Urgent Courses	37	480	7.7%	7.2%	8.0%	9.0%
% of FP17s Relating to Free Repair or Replacements	1	480	0.2%	0.9%	0.8%	0.8%
% of FP17s Relating to Continuations	0	480	0.0%	1.1%	0.9%	0.9%
% of Patients satisfied with the dentistry they have received	0	0	N/A	93.8%	93.5%	93.3%
% of Patients satisfied with the time they had to wait for an appointment	0	0	N/A	91.1%	89.1%	88.9%

\* This is based on patients treated on this contract for their most recent course of treatment. Figures in italics indicate the base number of FP17s or Patient Questionnaire responses are less than 100. N/A is shown where the base number of responses is less than 10 during the period. % is calculated as Quantity/Base number\*100

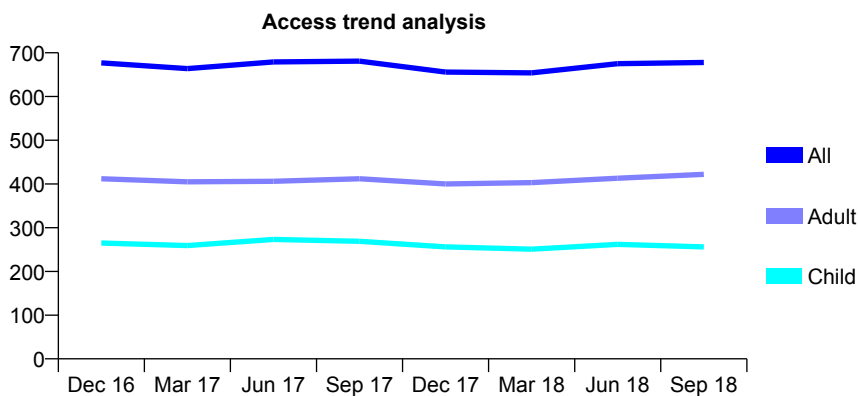
## Q60 - Vital Signs At a Glance Contract Report for 320137/0001 - September 2018

Name or company name	MR LS BARNES
Contract type name	GDS Contract
Purpose of contract	General
Contract start date	01/04/2006
Contract end date	

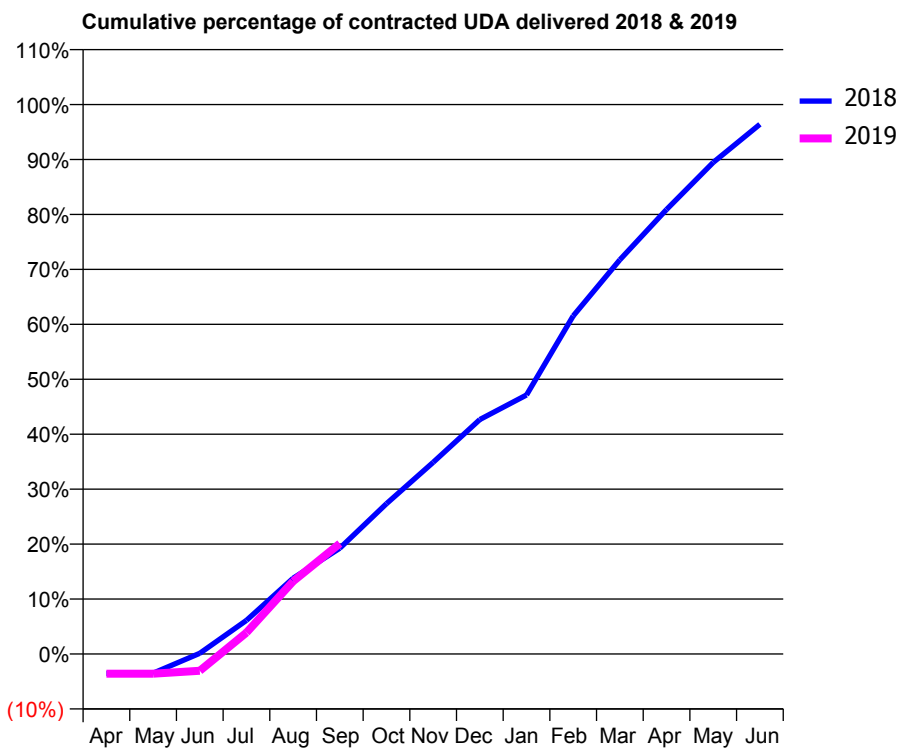
18/19 Contracted general activity (UDA)	2,000
Carry forward general activity (UDA)	72
18/19 Contracted orthodontic activity (UOA)	0
Carry forward orthodontic activity (UOA)	0
Baseline contract value	£37,496.37

### ACCESS\*

Patients seen in 24 months	Total	Change since previous quarter
Quarter ending September 2017	681	
Quarter ending December 2017	656	↓
Quarter ending March 2018	654	→
Quarter ending June 2018	675	↑
Quarter ending September 2018	678	→
<b>Variance since September 2017</b>	<b>(0.4%)</b>	→



### ACTIVITY



Adjusted Scheduled Activity (UDA)		
Month	2018	2019
April	-71	-72
May	-70	-72
June	3	-62
July	123	78
August	276	265
September	385	402
October	547	
November	698	
December	854	
January	943	
February	1,231	
March	1,435	
April	1,618	
May	1,789	
June	1,928	

### QUALITY

	Quantity	Base Number	Contract	AT	Region	England
% of FP17s for the same patient ID Re-attending within 3 months - Children	11	201	5.5%	9.8%	11.4%	11.6%
% of FP17s for the same patient ID Re-attending within 3 months - Adults	50	303	16.5%	13.2%	15.0%	15.5%
% of FP17s for the same patient ID Re-attending between 3 & 9 months - Children	123	201	61.2%	60.9%	59.9%	58.8%
% of FP17s for the same patient ID Re-attending between 3 & 9 months - Adults	166	303	54.8%	55.1%	52.0%	51.1%
% of FP17s for Band 1 Urgent Courses	10	262	3.8%	7.2%	8.0%	9.0%
% of FP17s Relating to Free Repair or Replacements	9	262	3.4%	0.9%	0.8%	0.8%
% of FP17s Relating to Continuations	0	262	0.0%	1.1%	0.9%	0.9%
% of Patients satisfied with the dentistry they have received	0	0	N/A	93.8%	93.5%	93.3%
% of Patients satisfied with the time they had to wait for an appointment	0	0	N/A	91.1%	89.1%	88.9%

\* This is based on patients treated on this contract for their most recent course of treatment. Figures in italics indicate the base number of FP17s or Patient Questionnaire responses are less than 100. N/A is shown where the base number of responses is less than 10 during the period. % is calculated as Quantity/Base number\*100

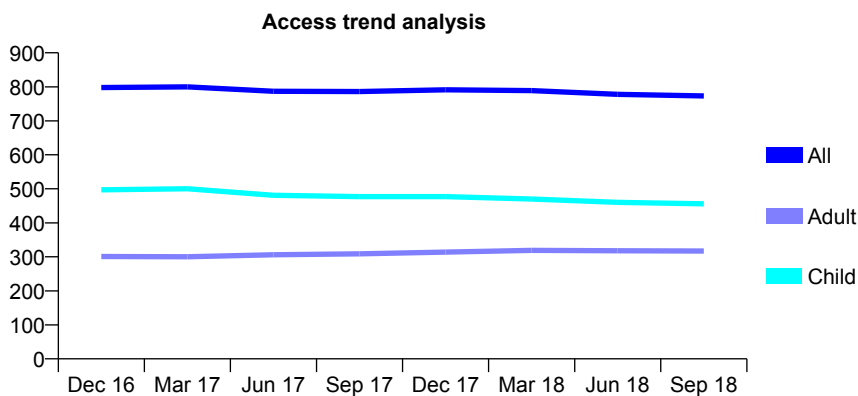
## Q60 - Vital Signs At a Glance Contract Report for 323853/0001 - September 2018

Name or company name	MR PB GARBUTT
Contract type name	GDS Contract
Purpose of contract	General
Contract start date	01/04/2006
Contract end date	

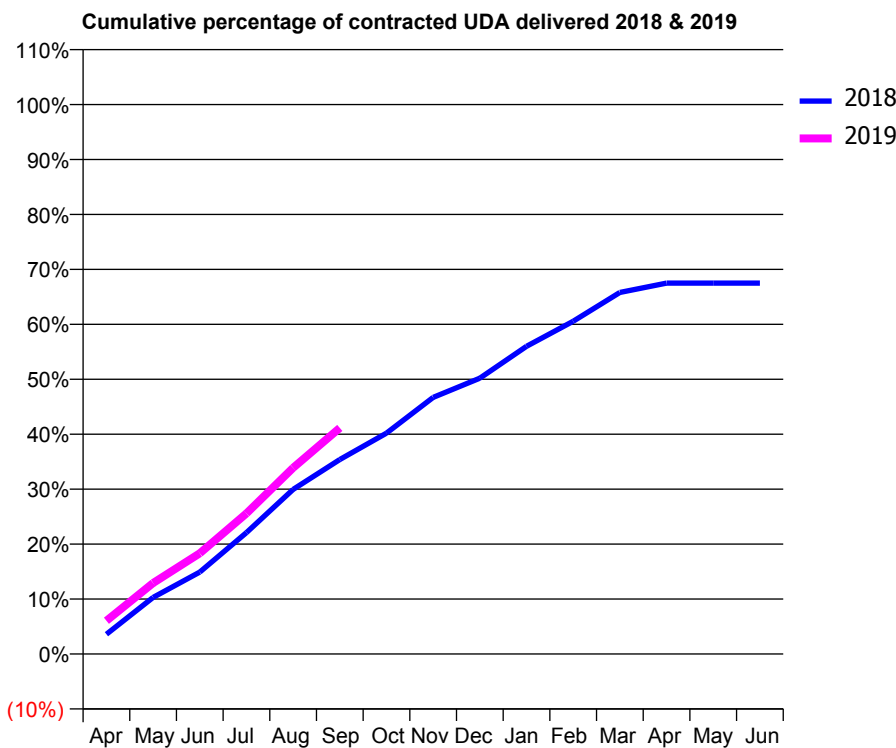
18/19 Contracted general activity (UDA)	1,750
Carry forward general activity (UDA)	0
18/19 Contracted orthodontic activity (UOA)	0
Carry forward orthodontic activity (UOA)	0
Baseline contract value	£35,616.50

### ACCESS\*

Patients seen in 24 months	Total	Change since previous quarter
Quarter ending September 2017	786	
Quarter ending December 2017	791	→
Quarter ending March 2018	789	→
Quarter ending June 2018	778	↓
Quarter ending September 2018	773	→
<b>Variance since September 2017</b>	<b>(1.7%)</b>	<b>↓</b>



### ACTIVITY



Adjusted Scheduled Activity (UDA)		
Month	2018	2019
April	72	106
May	206	226
June	298	321
July	442	448
August	599	593
September	708	720
October	804	
November	934	
December	1,004	
January	1,120	
February	1,211	
March	1,316	
April	1,350	
May	1,350	
June	1,350	

### QUALITY

	Quantity	Base Number	Contract	AT	Region	England
% of FP17s for the same patient ID Re-attending within 3 months - Children	17	386	4.4%	9.8%	11.4%	11.6%
% of FP17s for the same patient ID Re-attending within 3 months - Adults	9	180	5.0%	13.2%	15.0%	15.5%
% of FP17s for the same patient ID Re-attending between 3 & 9 months - Children	294	386	76.2%	60.9%	59.9%	58.8%
% of FP17s for the same patient ID Re-attending between 3 & 9 months - Adults	113	180	62.8%	55.1%	52.0%	51.1%
% of FP17s for Band 1 Urgent Courses	0	536	0.0%	7.2%	8.0%	9.0%
% of FP17s Relating to Free Repair or Replacements	0	536	0.0%	0.9%	0.8%	0.8%
% of FP17s Relating to Continuations	0	536	0.0%	1.1%	0.9%	0.9%
% of Patients satisfied with the dentistry they have received	0	0	N/A	93.8%	93.5%	93.3%
% of Patients satisfied with the time they had to wait for an appointment	0	0	N/A	91.1%	89.1%	88.9%

\* This is based on patients treated on this contract for their most recent course of treatment. Figures in italics indicate the base number of FP17s or Patient Questionnaire responses are less than 100. N/A is shown where the base number of responses is less than 10 during the period. % is calculated as Quantity/Base number\*100

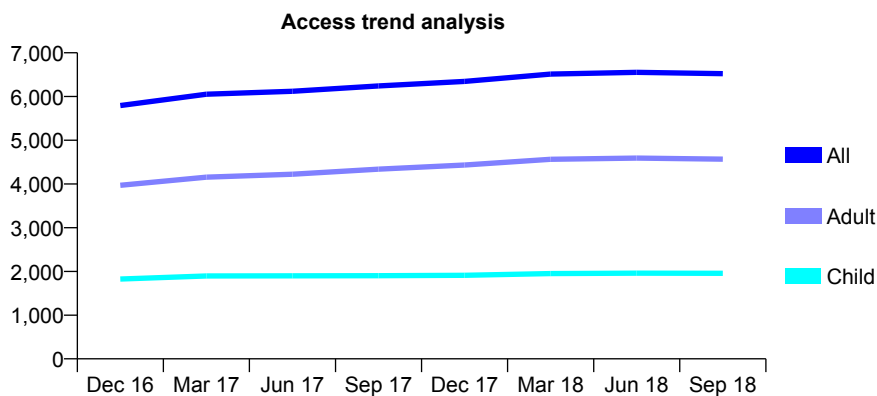
## Q60 - Vital Signs At a Glance Contract Report for 326372/0001 - September 2018

Name or company name	Dawley Family Dental
Contract type name	GDS Contract
Purpose of contract	General
Contract start date	01/04/2006
Contract end date	

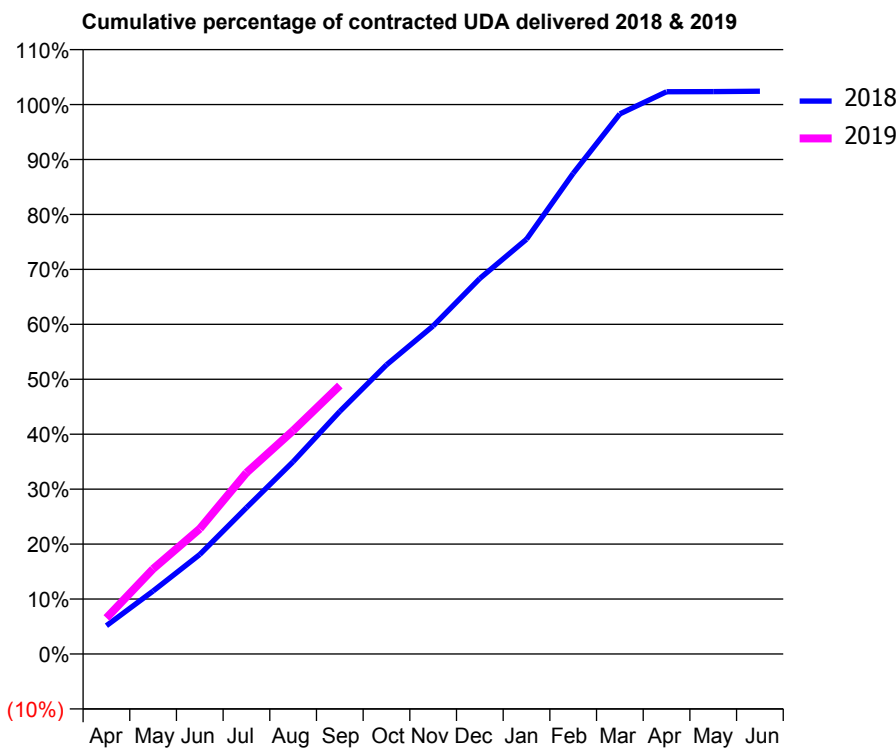
18/19 Contracted general activity (UDA)	19,726
Carry forward general activity (UDA)	-395
18/19 Contracted orthodontic activity (UOA)	0
Carry forward orthodontic activity (UOA)	0
Baseline contract value	£564,759.07

### ACCESS\*

Patients seen in 24 months	Total	Change since previous quarter
Quarter ending September 2017	6,241	
Quarter ending December 2017	6,345	→
Quarter ending March 2018	6,515	↑
Quarter ending June 2018	6,552	→
Quarter ending September 2018	6,524	→
<b>Variance since September 2017</b>	<b>4.5%</b>	<b>↑</b>



### ACTIVITY



Month	Adjusted Scheduled Activity (UDA)	
	2018	2019
April	1,016	1,297
May	2,260	3,058
June	3,575	4,498
July	5,255	6,509
August	6,906	8,022
September	8,711	9,640
October	10,381	
November	11,779	
December	13,483	
January	14,890	
February	17,254	
March	19,389	
April	20,182	
May	20,188	
June	20,204	

### QUALITY

	Quantity	Base Number	Contract	AT	Region	England
% of FP17s for the same patient ID Re-attending within 3 months - Children	110	1,388	7.9%	9.8%	11.4%	11.6%
% of FP17s for the same patient ID Re-attending within 3 months - Adults	490	2,944	16.6%	13.2%	15.0%	15.5%
% of FP17s for the same patient ID Re-attending between 3 & 9 months - Children	803	1,388	57.9%	60.9%	59.9%	58.8%
% of FP17s for the same patient ID Re-attending between 3 & 9 months - Adults	1,517	2,944	51.5%	55.1%	52.0%	51.1%
% of FP17s for Band 1 Urgent Courses	354	3,970	8.9%	7.2%	8.0%	9.0%
% of FP17s Relating to Free Repair or Replacements	38	3,970	1.0%	0.9%	0.8%	0.8%
% of FP17s Relating to Continuations	92	3,970	2.3%	1.1%	0.9%	0.9%
% of Patients satisfied with the dentistry they have received	1	1	N/A	93.8%	93.5%	93.3%
% of Patients satisfied with the time they had to wait for an appointment	1	1	N/A	91.1%	89.1%	88.9%

\* This is based on patients treated on this contract for their most recent course of treatment. Figures in italics indicate the base number of FP17s or Patient Questionnaire responses are less than 100. N/A is shown where the base number of responses is less than 10 during the period. % is calculated as Quantity/Base number\*100

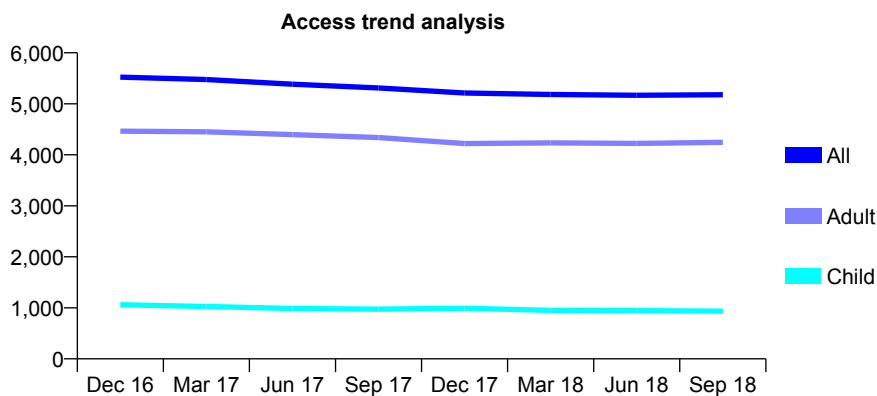
## Q60 - Vital Signs At a Glance Contract Report for 335770/0001 - September 2018

Name or company name	MR PJ MCELHONE
Contract type name	GDS Contract
Purpose of contract	General
Contract start date	01/04/2006
Contract end date	

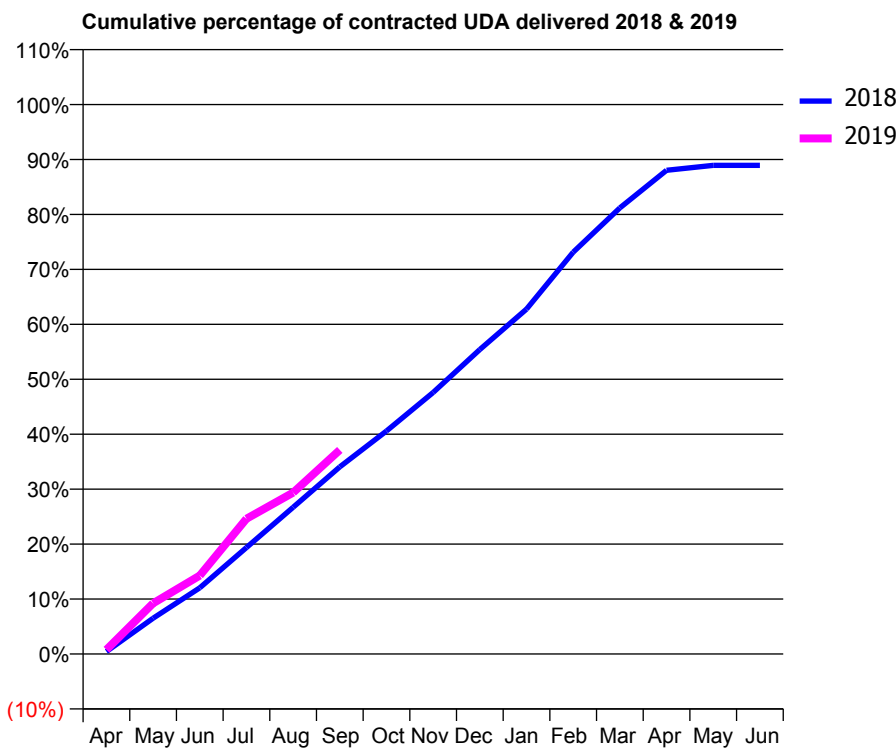
18/19 Contracted general activity (UDA)	13,159
Carry forward general activity (UDA)	0
18/19 Contracted orthodontic activity (UOA)	0
Carry forward orthodontic activity (UOA)	0
Baseline contract value	£366,879.01

### ACCESS\*

Patients seen in 24 months	Total	Change since previous quarter
Quarter ending September 2017	5,312	
Quarter ending December 2017	5,212	↓
Quarter ending March 2018	5,184	→
Quarter ending June 2018	5,168	→
Quarter ending September 2018	5,179	→
<b>Variance since September 2017</b>	<b>(2.5%)</b>	<b>↓</b>



### ACTIVITY



Month	Adjusted Scheduled Activity (UDA)	
	2018	2019
April	59	105
May	856	1,214
June	1,585	1,879
July	2,548	3,240
August	3,514	3,864
September	4,482	4,886
October	5,341	
November	6,263	
December	7,291	
January	8,259	
February	9,622	
March	10,682	
April	11,585	
May	11,701	
June	11,701	

### QUALITY

	Quantity	Base Number	Contract	AT	Region	England
% of FP17s for the same patient ID Re-attending within 3 months - Children	46	533	8.6%	9.8%	11.4%	11.6%
% of FP17s for the same patient ID Re-attending within 3 months - Adults	378	2,166	17.5%	13.2%	15.0%	15.5%
% of FP17s for the same patient ID Re-attending between 3 & 9 months - Children	191	533	35.8%	60.9%	59.9%	58.8%
% of FP17s for the same patient ID Re-attending between 3 & 9 months - Adults	645	2,166	29.8%	55.1%	52.0%	51.1%
% of FP17s for Band 1 Urgent Courses	272	2,242	12.1%	7.2%	8.0%	9.0%
% of FP17s Relating to Free Repair or Replacements	53	2,242	2.4%	0.9%	0.8%	0.8%
% of FP17s Relating to Continuations	28	2,242	1.2%	1.1%	0.9%	0.9%
% of Patients satisfied with the dentistry they have received	4	5	N/A	93.8%	93.5%	93.3%
% of Patients satisfied with the time they had to wait for an appointment	5	5	N/A	91.1%	89.1%	88.9%

\* This is based on patients treated on this contract for their most recent course of treatment. Figures in italics indicate the base number of FP17s or Patient Questionnaire responses are less than 100. N/A is shown where the base number of responses is less than 10 during the period. % is calculated as Quantity/Base number\*100

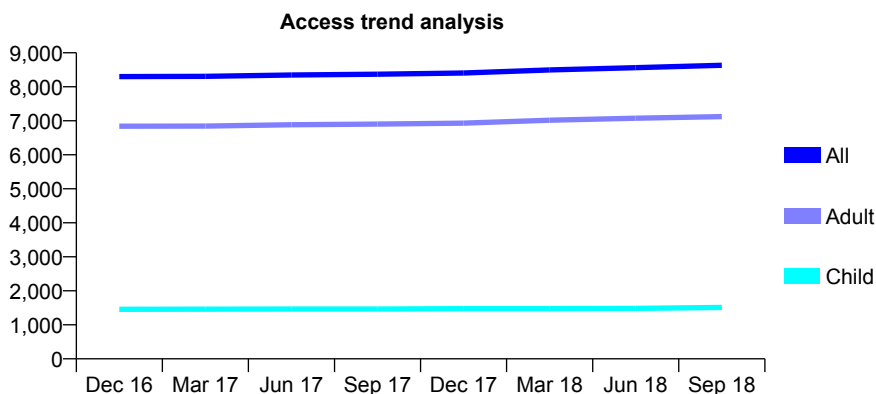
## Q60 - Vital Signs At a Glance Contract Report for 336289/0001 - September 2018

Name or company name	MR AJ GRIFFITHS
Contract type name	GDS Contract
Purpose of contract	General
Contract start date	01/04/2006
Contract end date	

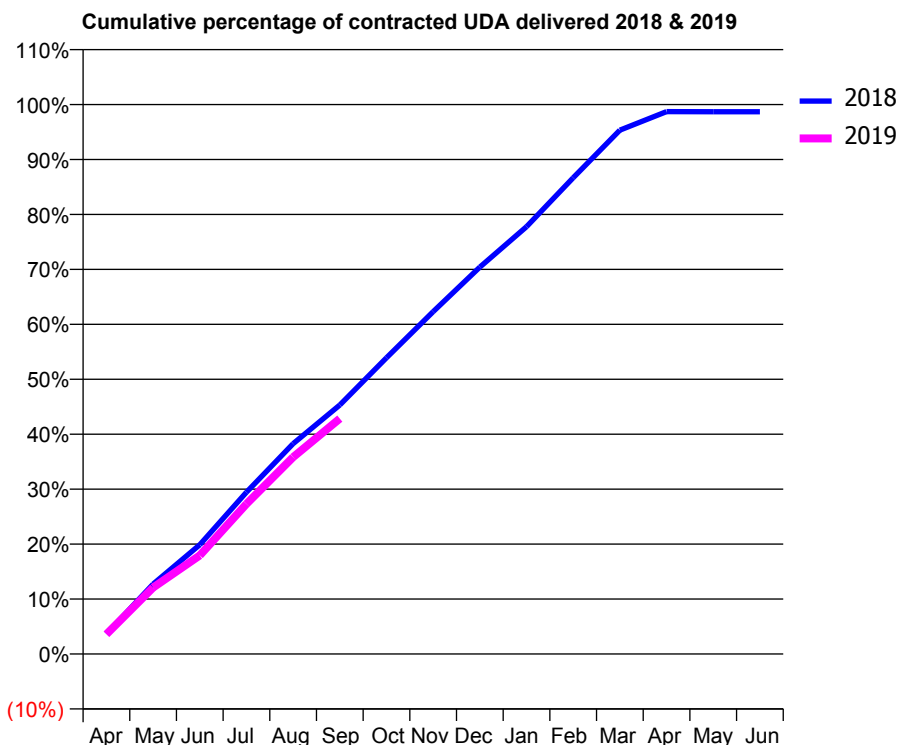
18/19 Contracted general activity (UDA)	23,233
Carry forward general activity (UDA)	291
18/19 Contracted orthodontic activity (UOA)	0
Carry forward orthodontic activity (UOA)	0
Baseline contract value	£639,138.73

### ACCESS\*

Patients seen in 24 months	Total	Change since previous quarter
Quarter ending September 2017	8,370	
Quarter ending December 2017	8,406	→
Quarter ending March 2018	8,496	→
Quarter ending June 2018	8,564	→
Quarter ending September 2018	8,635	→
<b>Variance since September 2017</b>	<b>3.2%</b>	<b>↑</b>



### ACTIVITY



Month	Adjusted Scheduled Activity (UDA)	
	2018	2019
April	817	835
May	2,831	2,810
June	4,423	4,170
July	6,547	6,346
August	8,509	8,326
September	10,073	9,954
October	11,986	
November	13,854	
December	15,656	
January	17,289	
February	19,272	
March	21,195	
April	21,948	
May	21,942	
June	21,942	

### QUALITY

	Quantity	Base Number	Contract	AT	Region	England
% of FP17s for the same patient ID Re-attending within 3 months - Children	105	1,446	7.3%	9.8%	11.4%	11.6%
% of FP17s for the same patient ID Re-attending within 3 months - Adults	846	5,435	15.6%	13.2%	15.0%	15.5%
% of FP17s for the same patient ID Re-attending between 3 & 9 months - Children	1,000	1,446	69.2%	60.9%	59.9%	58.8%
% of FP17s for the same patient ID Re-attending between 3 & 9 months - Adults	2,512	5,435	46.2%	55.1%	52.0%	51.1%
% of FP17s for Band 1 Urgent Courses	352	5,861	6.0%	7.2%	8.0%	9.0%
% of FP17s Relating to Free Repair or Replacements	157	5,861	2.7%	0.9%	0.8%	0.8%
% of FP17s Relating to Continuations	93	5,861	1.6%	1.1%	0.9%	0.9%
% of Patients satisfied with the dentistry they have received	12	12	100.0%	93.8%	93.5%	93.3%
% of Patients satisfied with the time they had to wait for an appointment	12	12	100.0%	91.1%	89.1%	88.9%

\* This is based on patients treated on this contract for their most recent course of treatment. Figures in italics indicate the base number of FP17s or Patient Questionnaire responses are less than 100. N/A is shown where the base number of responses is less than 10 during the period. % is calculated as Quantity/Base number\*100



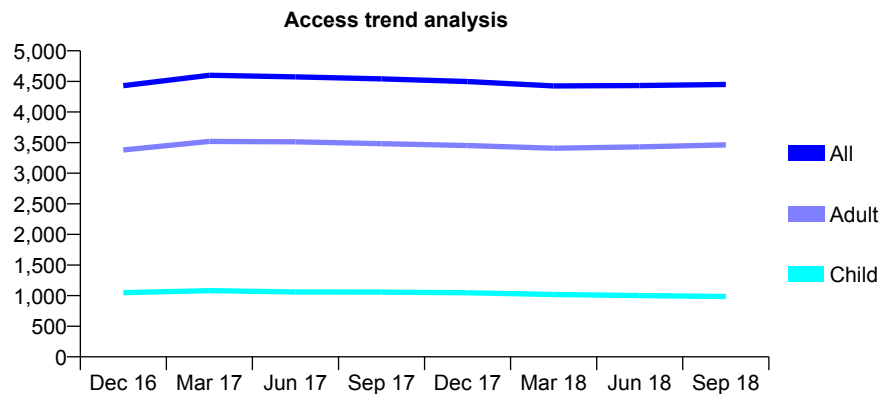
## Q60 - Vital Signs At a Glance Contract Report for 338524/0001 - September 2018

Name or company name	MR M SEGAL
Contract type name	GDS Contract
Purpose of contract	General
Contract start date	01/04/2006
Contract end date	

18/19 Contracted general activity (UDA)	15,000
Carry forward general activity (UDA)	608
18/19 Contracted orthodontic activity (UOA)	0
Carry forward orthodontic activity (UOA)	0
Baseline contract value	£375,888.24

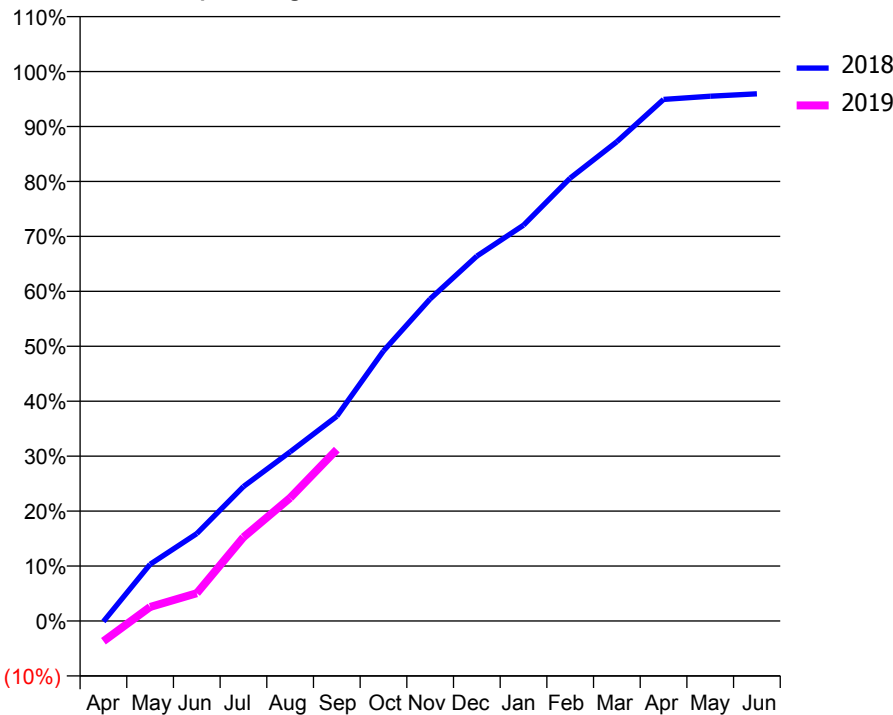
### ACCESS\*

Patients seen in 24 months	Total	Change since previous quarter
Quarter ending September 2017	4,541	
Quarter ending December 2017	4,497	→
Quarter ending March 2018	4,427	↓
Quarter ending June 2018	4,432	→
Quarter ending September 2018	4,449	→
<b>Variance since September 2017</b>	<b>(2.0%)</b>	<b>↓</b>



### ACTIVITY

Cumulative percentage of contracted UDA delivered 2018 & 2019



Month	Adjusted Scheduled Activity (UDA)	
	2018	2019
April	-17	-556
May	1,547	384
June	2,385	758
July	3,669	2,286
August	4,616	3,361
September	5,590	4,678
October	7,373	
November	8,793	
December	9,963	
January	10,807	
February	12,092	
March	13,084	
April	14,237	
May	14,325	
June	14,392	

### QUALITY

	Quantity	Base Number	Contract	AT	Region	England
% of FP17s for the same patient ID Re-attending within 3 months - Children	55	647	8.5%	9.8%	11.4%	11.6%
% of FP17s for the same patient ID Re-attending within 3 months - Adults	287	1,835	15.6%	13.2%	15.0%	15.5%
% of FP17s for the same patient ID Re-attending between 3 & 9 months - Children	370	647	57.2%	60.9%	59.9%	58.8%
% of FP17s for the same patient ID Re-attending between 3 & 9 months - Adults	700	1,835	38.1%	55.1%	52.0%	51.1%
% of FP17s for Band 1 Urgent Courses	292	2,051	14.2%	7.2%	8.0%	9.0%
% of FP17s Relating to Free Repair or Replacements	53	2,051	2.6%	0.9%	0.8%	0.8%
% of FP17s Relating to Continuations	18	2,051	0.9%	1.1%	0.9%	0.9%
% of Patients satisfied with the dentistry they have received	7	7	N/A	93.8%	93.5%	93.3%
% of Patients satisfied with the time they had to wait for an appointment	7	7	N/A	91.1%	89.1%	88.9%

\* This is based on patients treated on this contract for their most recent course of treatment. Figures in italics indicate the base number of FP17s or Patient Questionnaire responses are less than 100. N/A is shown where the base number of responses is less than 10 during the period. % is calculated as Quantity/Base number\*100

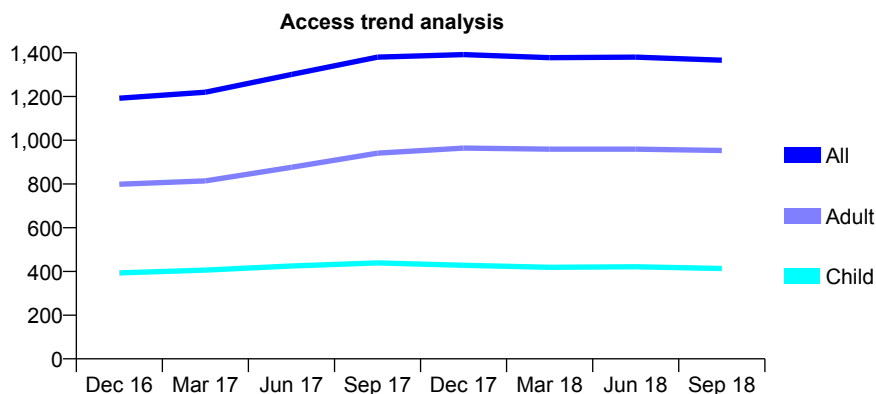
## Q60 - Vital Signs At a Glance Contract Report for 353736/0001 - September 2018

Name or company name	MRS S SINGH
Contract type name	GDS Contract
Purpose of contract	General
Contract start date	05/05/2009
Contract end date	

18/19 Contracted general activity (UDA)	3,544
Carry forward general activity (UDA)	-43
18/19 Contracted orthodontic activity (UOA)	0
Carry forward orthodontic activity (UOA)	0
Baseline contract value	£81,686.03

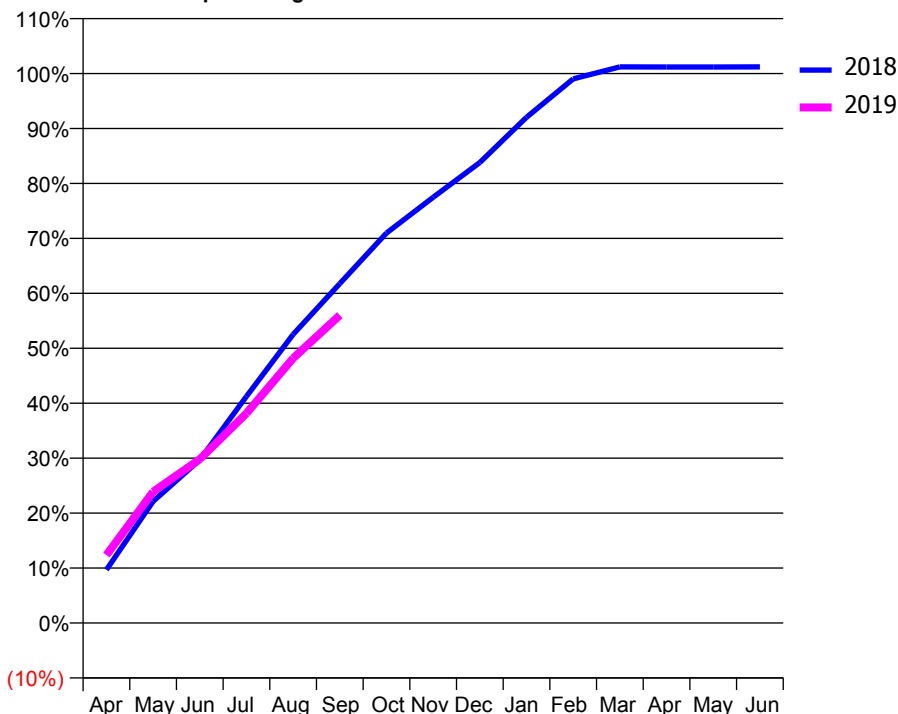
### ACCESS\*

Patients seen in 24 months	Total	Change since previous quarter
Quarter ending September 2017	1,380	
Quarter ending December 2017	1,392	→
Quarter ending March 2018	1,378	↓
Quarter ending June 2018	1,380	→
Quarter ending September 2018	1,366	↓
<b>Variance since September 2017</b>	<b>(1.0%)</b>	<b>↓</b>



### ACTIVITY

Cumulative percentage of contracted UDA delivered 2018 & 2019



Adjusted Scheduled Activity (UDA)

Month	2018	2019
April	344	438
May	785	847
June	1,052	1,056
July	1,462	1,353
August	1,862	1,708
September	2,190	1,986
October	2,515	
November	2,746	
December	2,970	
January	3,262	
February	3,509	
March	3,587	
April	3,586	
May	3,586	
June	3,587	

### QUALITY

	Quantity	Base Number	Contract	AT	Region	England
% of FP17s for the same patient ID Re-attending within 3 months - Children	82	523	15.7%	9.8%	11.4%	11.6%
% of FP17s for the same patient ID Re-attending within 3 months - Adults	135	923	14.6%	13.2%	15.0%	15.5%
% of FP17s for the same patient ID Re-attending between 3 & 9 months - Children	354	523	67.7%	60.9%	59.9%	58.8%
% of FP17s for the same patient ID Re-attending between 3 & 9 months - Adults	573	923	62.1%	55.1%	52.0%	51.1%
% of FP17s for Band 1 Urgent Courses	58	1,439	4.0%	7.2%	8.0%	9.0%
% of FP17s Relating to Free Repair or Replacements	9	1,439	0.6%	0.9%	0.8%	0.8%
% of FP17s Relating to Continuations	1	1,439	0.1%	1.1%	0.9%	0.9%
% of Patients satisfied with the dentistry they have received	2	2	N/A	93.8%	93.5%	93.3%
% of Patients satisfied with the time they had to wait for an appointment	2	2	N/A	91.1%	89.1%	88.9%

\* This is based on patients treated on this contract for their most recent course of treatment. Figures in italics indicate the base number of FP17s or Patient Questionnaire responses are less than 100. N/A is shown where the base number of responses is less than 10 during the period. % is calculated as Quantity/Base number\*100

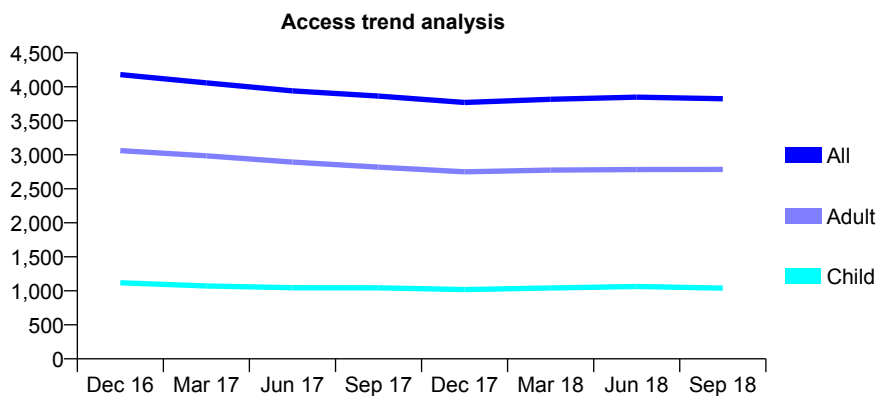
## Q60 - Vital Signs At a Glance Contract Report for 359920/0002 - September 2018

Name or company name	MR TJ RATLABYANE
Contract type name	GDS Contract
Purpose of contract	General
Contract start date	01/12/2006
Contract end date	

18/19 Contracted general activity (UDA)	15,516
Carry forward general activity (UDA)	0
18/19 Contracted orthodontic activity (UOA)	0
Carry forward orthodontic activity (UOA)	0
Baseline contract value	£398,689.55

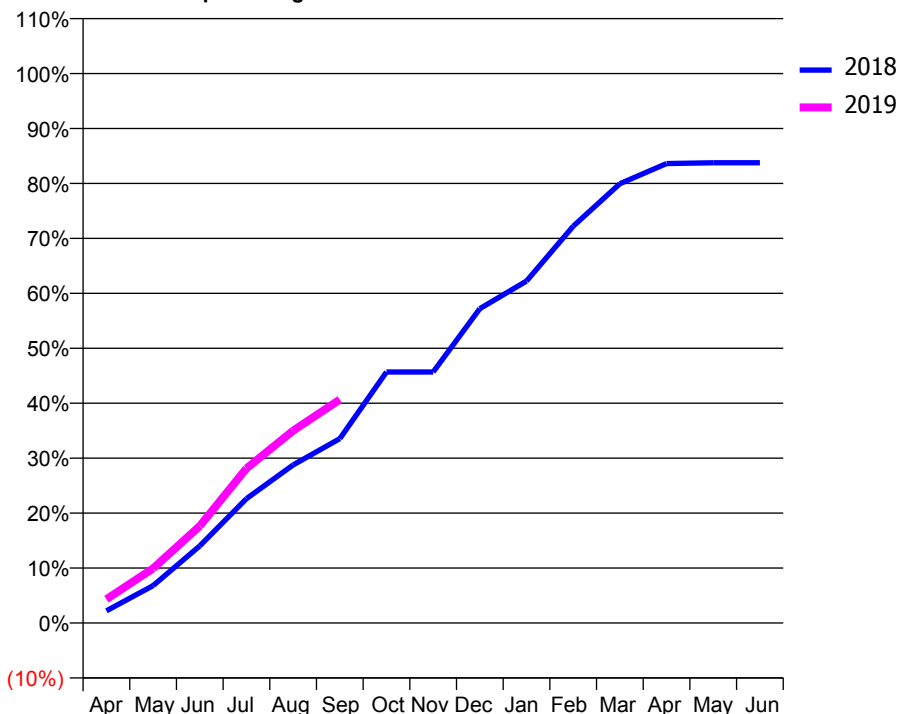
### ACCESS\*

Patients seen in 24 months	Total	Change since previous quarter
Quarter ending September 2017	3,864	
Quarter ending December 2017	3,769	↓
Quarter ending March 2018	3,817	→
Quarter ending June 2018	3,848	→
Quarter ending September 2018	3,825	→
<b>Variance since September 2017</b>	<b>(1.0%)</b>	<b>↓</b>



### ACTIVITY

Cumulative percentage of contracted UDA delivered 2018 & 2019



Month	Adjusted Scheduled Activity (UDA)	
	2018	2019
April	344	671
May	1,055	1,541
June	2,179	2,738
July	3,512	4,365
August	4,463	5,431
September	5,205	6,309
October	7,086	
November	7,086	
December	8,877	
January	9,655	
February	11,204	
March	12,406	
April	12,972	
May	12,997	
June	12,997	

### QUALITY

	Quantity	Base Number	Contract	AT	Region	England
% of FP17s for the same patient ID Re-attending within 3 months - Children	60	866	6.9%	9.8%	11.4%	11.6%
% of FP17s for the same patient ID Re-attending within 3 months - Adults	279	2,165	12.9%	13.2%	15.0%	15.5%
% of FP17s for the same patient ID Re-attending between 3 & 9 months - Children	473	866	54.6%	60.9%	59.9%	58.8%
% of FP17s for the same patient ID Re-attending between 3 & 9 months - Adults	1,211	2,165	55.9%	55.1%	52.0%	51.1%
% of FP17s for Band 1 Urgent Courses	110	2,571	4.3%	7.2%	8.0%	9.0%
% of FP17s Relating to Free Repair or Replacements	23	2,571	0.9%	0.9%	0.8%	0.8%
% of FP17s Relating to Continuations	16	2,571	0.6%	1.1%	0.9%	0.9%
% of Patients satisfied with the dentistry they have received	3	3	N/A	93.8%	93.5%	93.3%
% of Patients satisfied with the time they had to wait for an appointment	2	3	N/A	91.1%	89.1%	88.9%

\* This is based on patients treated on this contract for their most recent course of treatment. Figures in italics indicate the base number of FP17s or Patient Questionnaire responses are less than 100. N/A is shown where the base number of responses is less than 10 during the period. % is calculated as Quantity/Base number\*100

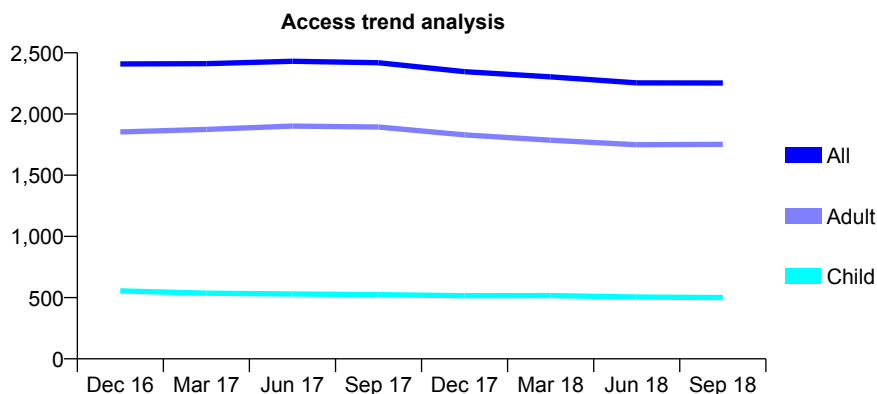
## Q60 - Vital Signs At a Glance Contract Report for 361747/0001 - September 2018

Name or company name	MRS NK SUNNER
Contract type name	GDS Contract
Purpose of contract	General and Orthodontic
Contract start date	01/06/2015
Contract end date	

18/19 Contracted general activity (UDA)	6,987
Carry forward general activity (UDA)	279
18/19 Contracted orthodontic activity (UOA)	214
Carry forward orthodontic activity (UOA)	3
Baseline contract value	£186,499.47

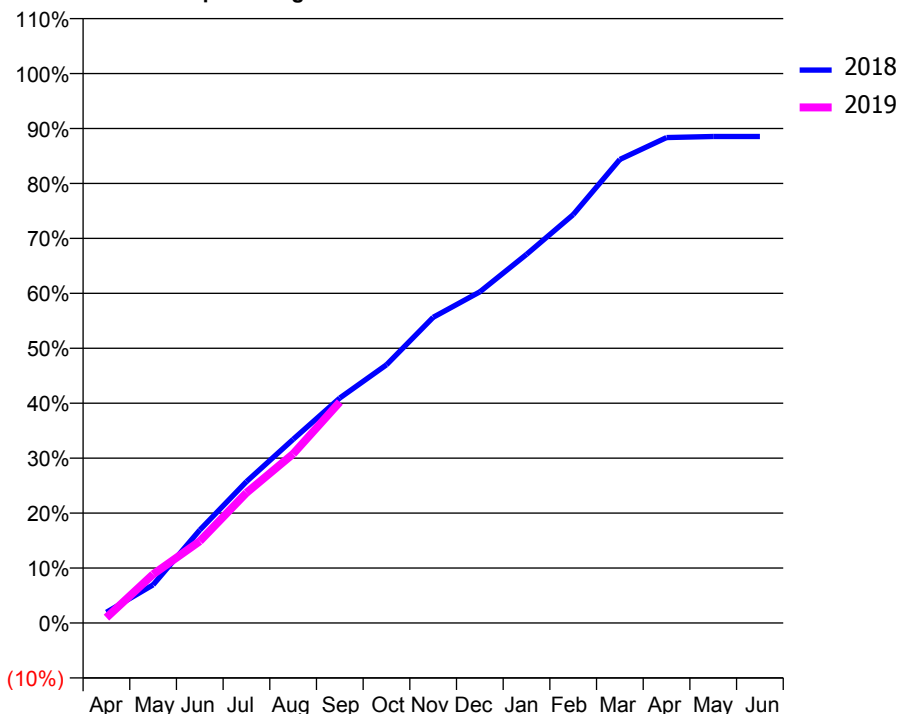
### ACCESS\*

Patients seen in 24 months	Total	Change since previous quarter
Quarter ending September 2017	2,419	
Quarter ending December 2017	2,346	↓
Quarter ending March 2018	2,303	↓
Quarter ending June 2018	2,254	↓
Quarter ending September 2018	2,253	→
<b>Variance since September 2017</b>	<b>(6.9%)</b>	<b>↓</b>



### ACTIVITY

Cumulative percentage of contracted UDA delivered 2018 & 2019



Month	Adjusted Scheduled Activity (UDA)	
	2018	2019
April	136	69
May	486	620
June	1,182	1,041
July	1,797	1,656
August	2,336	2,150
September	2,860	2,810
October	3,283	
November	3,888	
December	4,211	
January	4,687	
February	5,193	
March	5,895	
April	6,172	
May	6,186	
June	6,186	

### QUALITY

	Quantity	Base Number	Contract	AT	Region	England
% of FP17s for the same patient ID Re-attending within 3 months - Children	20	468	4.3%	9.8%	11.4%	11.6%
% of FP17s for the same patient ID Re-attending within 3 months - Adults	242	1,473	16.4%	13.2%	15.0%	15.5%
% of FP17s for the same patient ID Re-attending between 3 & 9 months - Children	348	468	74.4%	60.9%	59.9%	58.8%
% of FP17s for the same patient ID Re-attending between 3 & 9 months - Adults	828	1,473	56.2%	55.1%	52.0%	51.1%
% of FP17s for Band 1 Urgent Courses	96	1,781	5.4%	7.2%	8.0%	9.0%
% of FP17s Relating to Free Repair or Replacements	22	1,781	1.2%	0.9%	0.8%	0.8%
% of FP17s Relating to Continuations	26	1,781	1.5%	1.1%	0.9%	0.9%
% of Patients satisfied with the dentistry they have received	3	3	N/A	93.8%	93.5%	93.3%
% of Patients satisfied with the time they had to wait for an appointment	3	3	N/A	91.1%	89.1%	88.9%

\* This is based on patients treated on this contract for their most recent course of treatment. Figures in italics indicate the base number of FP17s or Patient Questionnaire responses are less than 100. N/A is shown where the base number of responses is less than 10 during the period. % is calculated as Quantity/Base number\*100

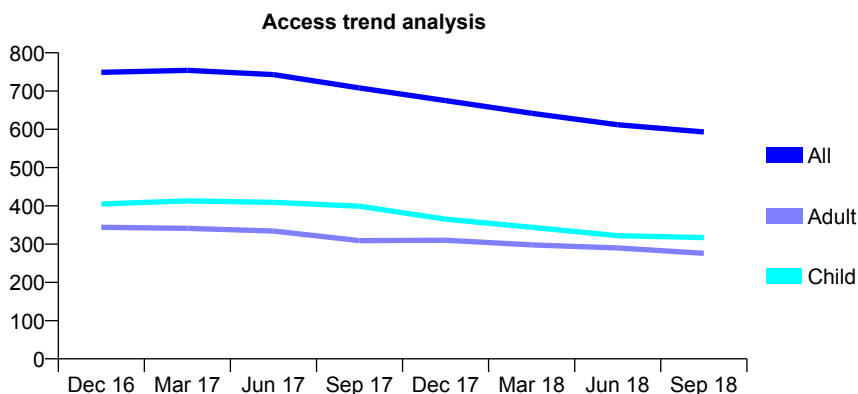
## Q60 - Vital Signs At a Glance Contract Report for 532312/0001 - September 2018

Name or company name	MR GG WU
Contract type name	GDS Contract
Purpose of contract	General
Contract start date	01/08/2013
Contract end date	

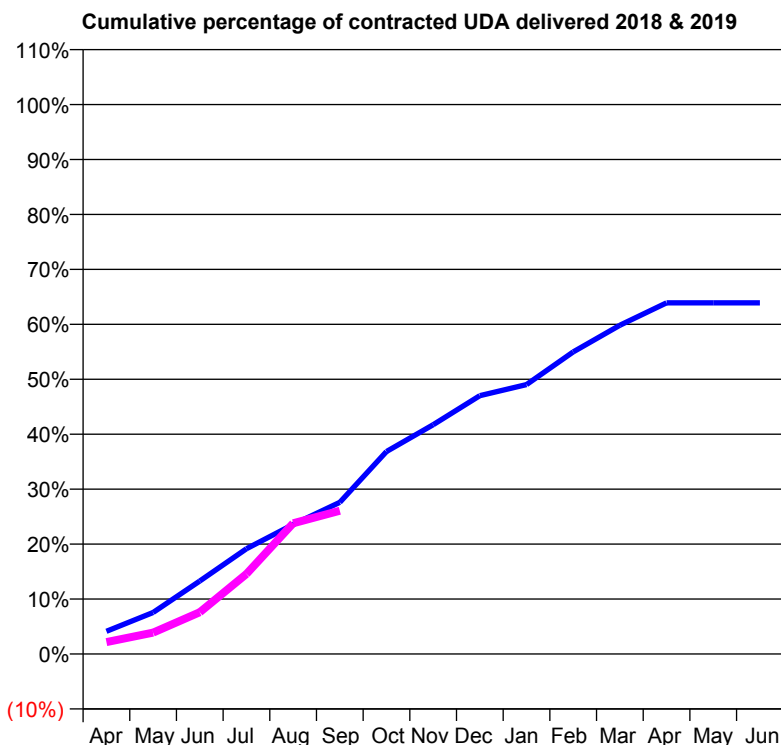
18/19 Contracted general activity (UDA)	2,326
Carry forward general activity (UDA)	0
18/19 Contracted orthodontic activity (UOA)	0
Carry forward orthodontic activity (UOA)	0
Baseline contract value	£52,690.80

### ACCESS\*

Patients seen in 24 months	Total	Change since previous quarter
Quarter ending September 2017	708	
Quarter ending December 2017	675	↓
Quarter ending March 2018	642	↓
Quarter ending June 2018	612	↓
Quarter ending September 2018	593	↓
<b>Variance since September 2017</b>	<b>(16.2%)</b>	<b>↓</b>



### ACTIVITY



Adjusted Scheduled Activity (UDA)		
Month	2018	2019
April	96	50
May	176	91
June	309	177
July	446	339
August	548	553
September	642	607
October	857	
November	970	
December	1,094	
January	1,141	
February	1,279	
March	1,391	
April	1,486	
May	1,486	
June	1,486	

### QUALITY

	Quantity	Base Number	Contract	AT	Region	England
% of FP17s for the same patient ID Re-attending within 3 months - Children	12	257	4.7%	9.8%	11.4%	11.6%
% of FP17s for the same patient ID Re-attending within 3 months - Adults	13	192	6.8%	13.2%	15.0%	15.5%
% of FP17s for the same patient ID Re-attending between 3 & 9 months - Children	182	257	70.8%	60.9%	59.9%	58.8%
% of FP17s for the same patient ID Re-attending between 3 & 9 months - Adults	150	192	78.1%	55.1%	52.0%	51.1%
% of FP17s for Band 1 Urgent Courses	13	393	3.3%	7.2%	8.0%	9.0%
% of FP17s Relating to Free Repair or Replacements	1	393	0.3%	0.9%	0.8%	0.8%
% of FP17s Relating to Continuations	0	393	0.0%	1.1%	0.9%	0.9%
% of Patients satisfied with the dentistry they have received	1	1	N/A	93.8%	93.5%	93.3%
% of Patients satisfied with the time they had to wait for an appointment	0	1	N/A	91.1%	89.1%	88.9%

\* This is based on patients treated on this contract for their most recent course of treatment. Figures in italics indicate the base number of FP17s or Patient Questionnaire responses are less than 100. N/A is shown where the base number of responses is less than 10 during the period. % is calculated as Quantity/Base number\*100

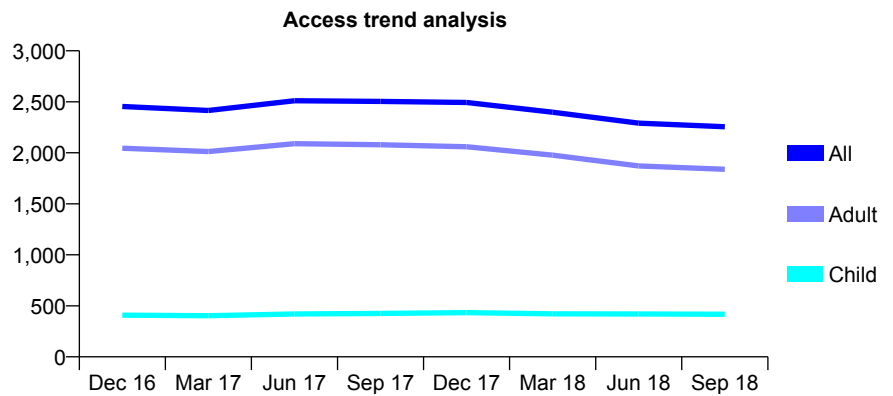
## Q60 - Vital Signs At a Glance Contract Report for 567477/0001 - September 2018

Name or company name	Z Raza Dental Surgeon
Contract type name	GDS Contract
Purpose of contract	General
Contract start date	01/04/2006
Contract end date	

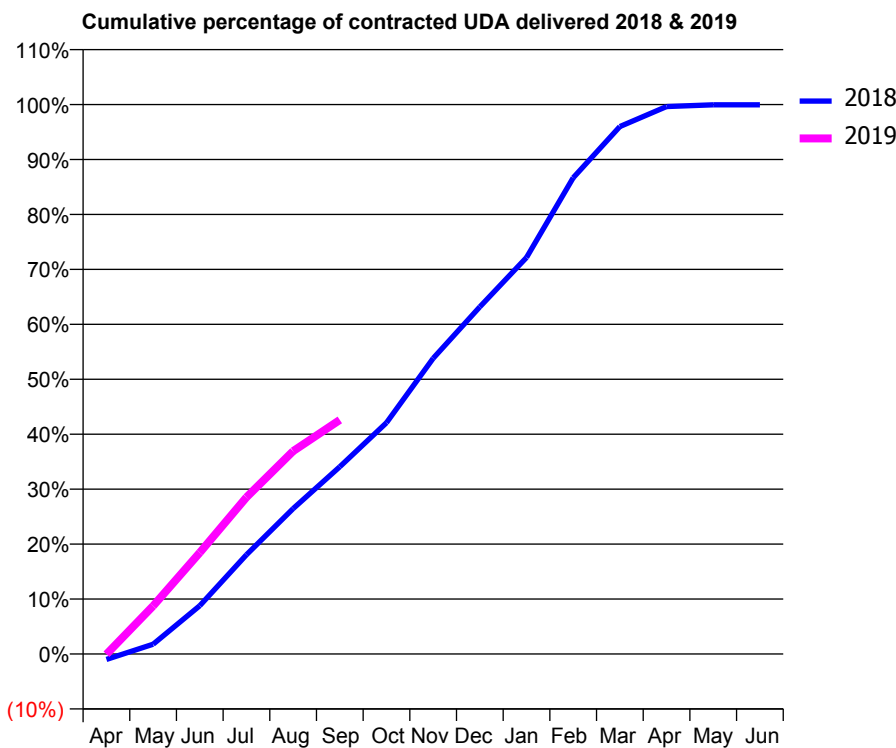
18/19 Contracted general activity (UDA)	10,500
Carry forward general activity (UDA)	6
18/19 Contracted orthodontic activity (UOA)	0
Carry forward orthodontic activity (UOA)	0
Baseline contract value	£238,332.28

### ACCESS\*

Patients seen in 24 months	Total	Change since previous quarter
Quarter ending September 2017	2,504	
Quarter ending December 2017	2,493	→
Quarter ending March 2018	2,398	↓
Quarter ending June 2018	2,291	↓
Quarter ending September 2018	2,256	↓
<b>Variance since September 2017</b>	<b>(9.9%)</b>	<b>↓</b>



### ACTIVITY



Month	Adjusted Scheduled Activity (UDA)	
	2018	2019
April	-86	-6
May	152	920
June	749	1,937
July	1,535	2,994
August	2,249	3,878
September	2,898	4,474
October	3,577	
November	4,575	
December	5,370	
January	6,134	
February	7,366	
March	8,158	
April	8,467	
May	8,494	
June	8,494	

### QUALITY

	Quantity	Base Number	Contract	AT	Region	England
% of FP17s for the same patient ID Re-attending within 3 months - Children	27	311	8.7%	9.8%	11.4%	11.6%
% of FP17s for the same patient ID Re-attending within 3 months - Adults	381	1,503	25.3%	13.2%	15.0%	15.5%
% of FP17s for the same patient ID Re-attending between 3 & 9 months - Children	135	311	43.4%	60.9%	59.9%	58.8%
% of FP17s for the same patient ID Re-attending between 3 & 9 months - Adults	647	1,503	43.0%	55.1%	52.0%	51.1%
% of FP17s for Band 1 Urgent Courses	51	1,674	3.0%	7.2%	8.0%	9.0%
% of FP17s Relating to Free Repair or Replacements	127	1,674	7.6%	0.9%	0.8%	0.8%
% of FP17s Relating to Continuations	8	1,674	0.5%	1.1%	0.9%	0.9%
% of Patients satisfied with the dentistry they have received	7	7	N/A	93.8%	93.5%	93.3%
% of Patients satisfied with the time they had to wait for an appointment	7	7	N/A	91.1%	89.1%	88.9%

\* This is based on patients treated on this contract for their most recent course of treatment. Figures in italics indicate the base number of FP17s or Patient Questionnaire responses are less than 100. N/A is shown where the base number of responses is less than 10 during the period. % is calculated as Quantity/Base number\*100

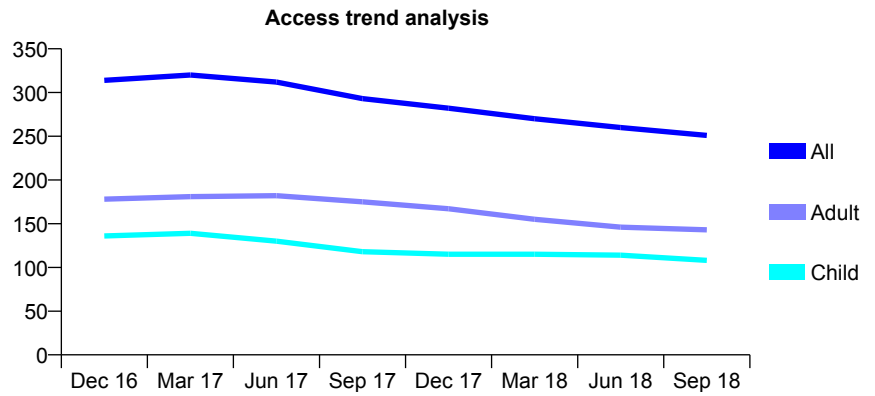
## Q60 - Vital Signs At a Glance Contract Report for 571504/0001 - September 2018

Name or company name	MR IG HUTCHINGS
Contract type name	GDS Contract
Purpose of contract	General
Contract start date	01/04/2006
Contract end date	

18/19 Contracted general activity (UDA)	300
Carry forward general activity (UDA)	21
18/19 Contracted orthodontic activity (UOA)	0
Carry forward orthodontic activity (UOA)	0
Baseline contract value	£6,352.11

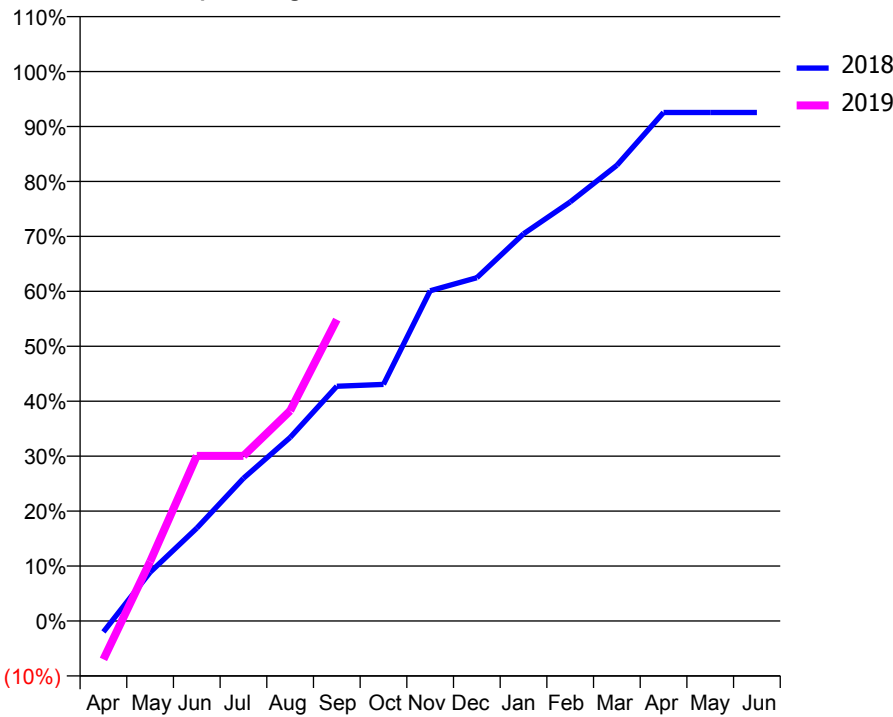
### ACCESS\*

Patients seen in 24 months	Total	Change since previous quarter
Quarter ending September 2017	293	
Quarter ending December 2017	282	↓
Quarter ending March 2018	270	↓
Quarter ending June 2018	260	↓
Quarter ending September 2018	251	↓
<b>Variance since September 2017</b>	<b>(14.3%)</b>	<b>↓</b>



### ACTIVITY

Cumulative percentage of contracted UDA delivered 2018 & 2019



Month	Adjusted Scheduled Activity (UDA)	
	2018	2019
April	-12	-21
May	53	32
June	101	90
July	156	90
August	200	115
September	256	165
October	258	
November	361	
December	375	
January	423	
February	458	
March	498	
April	555	
May	555	
June	555	

### QUALITY

	Quantity	Base Number	Contract	AT	Region	England
% of FP17s for the same patient ID Re-attending within 3 months - Children	6	74	8.1%	9.8%	11.4%	11.6%
% of FP17s for the same patient ID Re-attending within 3 months - Adults	10	70	14.3%	13.2%	15.0%	15.5%
% of FP17s for the same patient ID Re-attending between 3 & 9 months - Children	39	74	52.7%	60.9%	59.9%	58.8%
% of FP17s for the same patient ID Re-attending between 3 & 9 months - Adults	42	70	60.0%	55.1%	52.0%	51.1%
% of FP17s for Band 1 Urgent Courses	18	128	14.1%	7.2%	8.0%	9.0%
% of FP17s Relating to Free Repair or Replacements	0	128	0.0%	0.9%	0.8%	0.8%
% of FP17s Relating to Continuations	0	128	0.0%	1.1%	0.9%	0.9%
% of Patients satisfied with the dentistry they have received	1	1	N/A	93.8%	93.5%	93.3%
% of Patients satisfied with the time they had to wait for an appointment	1	1	N/A	91.1%	89.1%	88.9%

\* This is based on patients treated on this contract for their most recent course of treatment. Figures in italics indicate the base number of FP17s or Patient Questionnaire responses are less than 100. N/A is shown where the base number of responses is less than 10 during the period. % is calculated as Quantity/Base number\*100

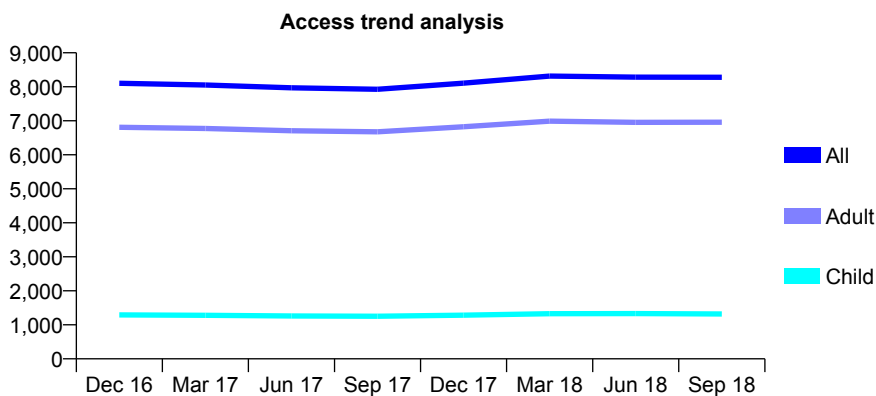
## Q60 - Vital Signs At a Glance Contract Report for 572187/0002 - September 2018

Name or company name	MR PJ PHILLIPS
Contract type name	GDS Contract
Purpose of contract	General
Contract start date	01/05/2013
Contract end date	

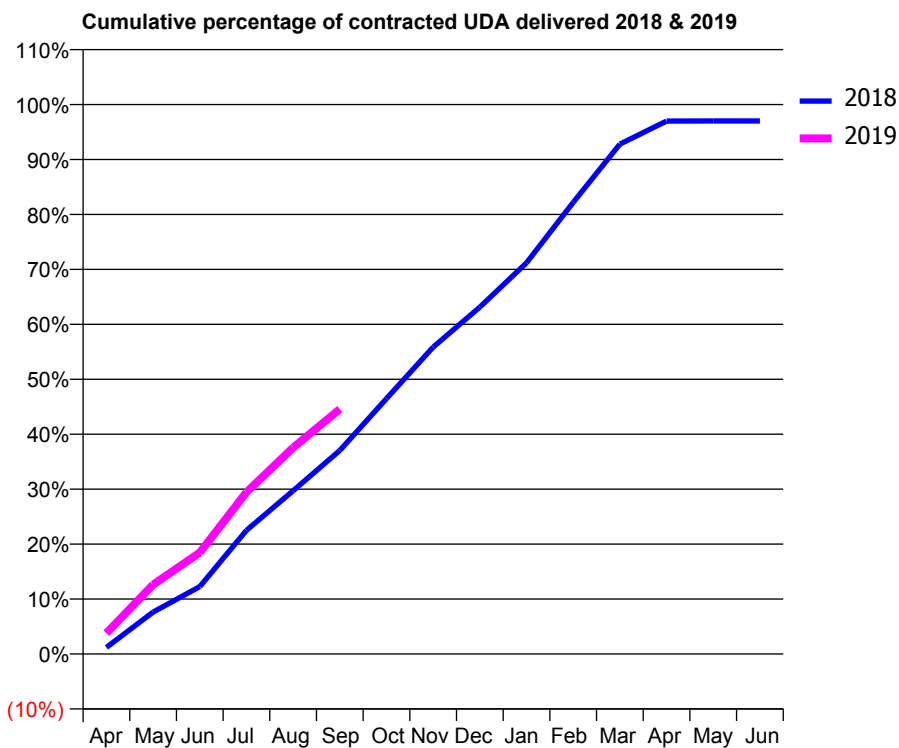
18/19 Contracted general activity (UDA)	25,619
Carry forward general activity (UDA)	0
18/19 Contracted orthodontic activity (UOA)	0
Carry forward orthodontic activity (UOA)	0
Baseline contract value	£620,437.06

### ACCESS\*

Patients seen in 24 months	Total	Change since previous quarter
Quarter ending September 2017	7,929	
Quarter ending December 2017	8,108	↑
Quarter ending March 2018	8,317	↑
Quarter ending June 2018	8,285	→
Quarter ending September 2018	8,280	→
<b>Variance since September 2017</b>	<b>4.4%</b>	<b>↑</b>



### ACTIVITY



Month	Adjusted Scheduled Activity (UDA)	
	2018	2019
April	308	975
May	1,953	3,233
June	3,140	4,729
July	5,765	7,546
August	7,613	9,619
September	9,490	11,419
October	11,907	
November	14,310	
December	16,176	
January	18,239	
February	21,055	
March	23,770	
April	24,846	
May	24,851	
June	24,851	

### QUALITY

	Quantity	Base Number	Contract	AT	Region	England
% of FP17s for the same patient ID Re-attending within 3 months - Children	116	1,700	6.8%	9.8%	11.4%	11.6%
% of FP17s for the same patient ID Re-attending within 3 months - Adults	774	6,234	12.4%	13.2%	15.0%	15.5%
% of FP17s for the same patient ID Re-attending between 3 & 9 months - Children	1,419	1,700	83.5%	60.9%	59.9%	58.8%
% of FP17s for the same patient ID Re-attending between 3 & 9 months - Adults	4,450	6,234	71.4%	55.1%	52.0%	51.1%
% of FP17s for Band 1 Urgent Courses	450	7,370	6.1%	7.2%	8.0%	9.0%
% of FP17s Relating to Free Repair or Replacements	98	7,370	1.3%	0.9%	0.8%	0.8%
% of FP17s Relating to Continuations	100	7,370	1.4%	1.1%	0.9%	0.9%
% of Patients satisfied with the dentistry they have received	9	9	N/A	93.8%	93.5%	93.3%
% of Patients satisfied with the time they had to wait for an appointment	9	9	N/A	91.1%	89.1%	88.9%

\* This is based on patients treated on this contract for their most recent course of treatment. Figures in italics indicate the base number of FP17s or Patient Questionnaire responses are less than 100. N/A is shown where the base number of responses is less than 10 during the period. % is calculated as Quantity/Base number\*100



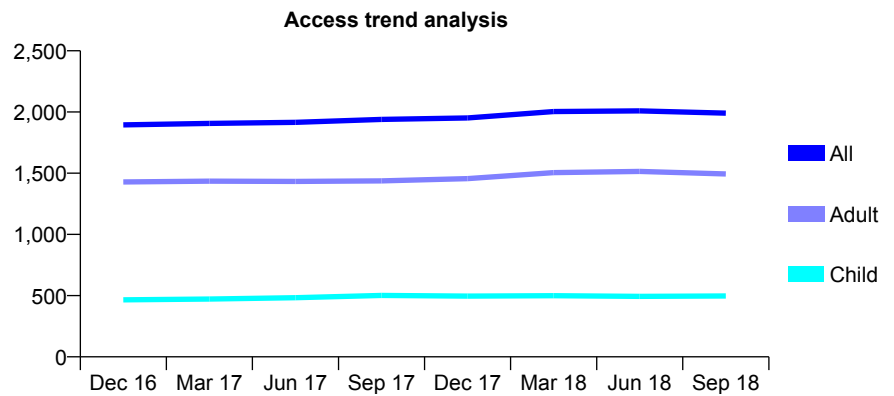
## Q60 - Vital Signs At a Glance Contract Report for 574880/0001 - September 2018

Name or company name	MR MB WARAICH
Contract type name	GDS Contract
Purpose of contract	General and Orthodontic
Contract start date	01/04/2006
Contract end date	

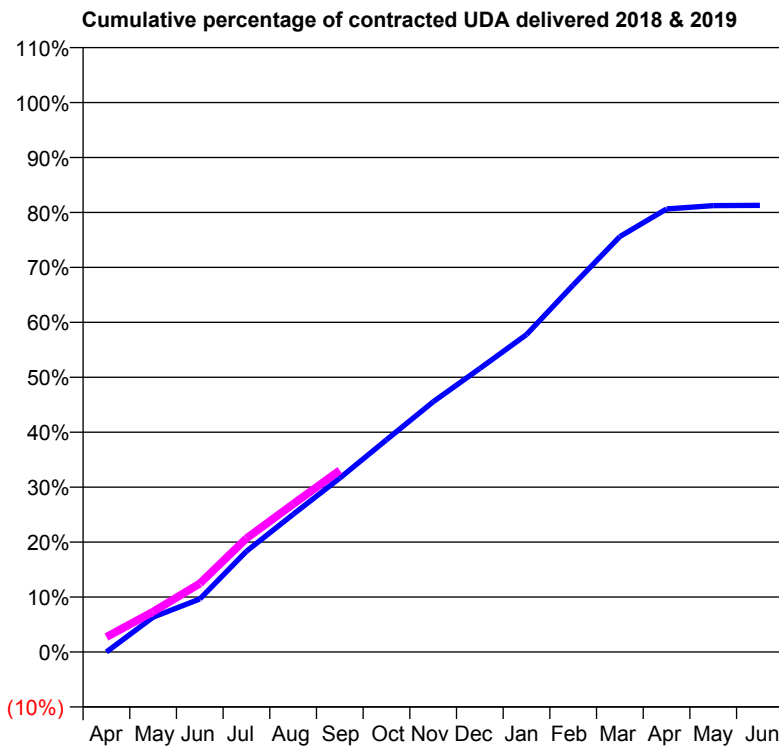
18/19 Contracted general activity (UDA)	6,462
Carry forward general activity (UDA)	0
18/19 Contracted orthodontic activity (UOA)	1,462
Carry forward orthodontic activity (UOA)	-29
Baseline contract value	£211,373.52

### ACCESS\*

Patients seen in 24 months	Total	Change since previous quarter
Quarter ending September 2017	1,939	
Quarter ending December 2017	1,952	→
Quarter ending March 2018	2,004	↑
Quarter ending June 2018	2,009	→
Quarter ending September 2018	1,991	→
<b>Variance since September 2017</b>	<b>2.7%</b>	<b>↑</b>



### ACTIVITY



Adjusted Scheduled Activity (UDA)		
Month	2018	2019
April	0	177
May	411	475
June	624	806
July	1,185	1,336
August	1,618	1,739
September	2,045	2,137
October	2,496	
November	2,943	
December	3,334	
January	3,733	
February	4,317	
March	4,886	
April	5,209	
May	5,250	
June	5,253	

### QUALITY

	Quantity	Base Number	Contract	AT	Region	England
% of FP17s for the same patient ID Re-attending within 3 months - Children	13	401	3.2%	9.8%	11.4%	11.6%
% of FP17s for the same patient ID Re-attending within 3 months - Adults	120	1,063	11.3%	13.2%	15.0%	15.5%
% of FP17s for the same patient ID Re-attending between 3 & 9 months - Children	162	401	40.4%	60.9%	59.9%	58.8%
% of FP17s for the same patient ID Re-attending between 3 & 9 months - Adults	653	1,063	61.4%	55.1%	52.0%	51.1%
% of FP17s for Band 1 Urgent Courses	60	1,164	5.2%	7.2%	8.0%	9.0%
% of FP17s Relating to Free Repair or Replacements	5	1,164	0.4%	0.9%	0.8%	0.8%
% of FP17s Relating to Continuations	0	1,164	0.0%	1.1%	0.9%	0.9%
% of Patients satisfied with the dentistry they have received	2	2	N/A	93.8%	93.5%	93.3%
% of Patients satisfied with the time they had to wait for an appointment	2	2	N/A	91.1%	89.1%	88.9%

\* This is based on patients treated on this contract for their most recent course of treatment. Figures in italics indicate the base number of FP17s or Patient Questionnaire responses are less than 100. N/A is shown where the base number of responses is less than 10 during the period. % is calculated as Quantity/Base number\*100

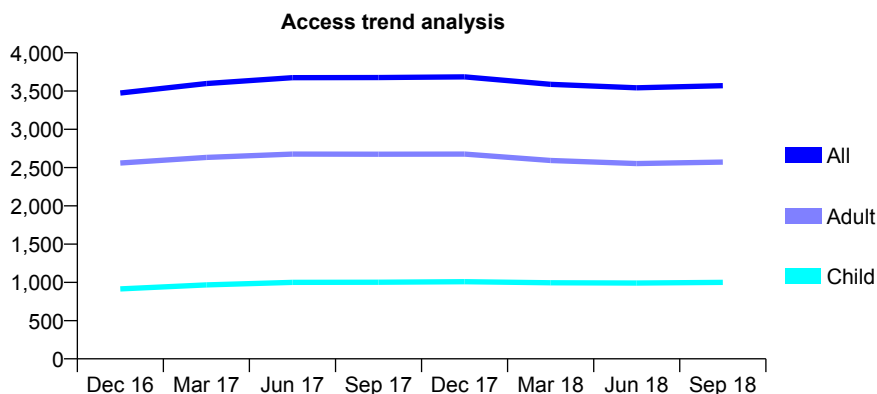
## Q60 - Vital Signs At a Glance Contract Report for 575917/0001 - September 2018

Name or company name	Ambleside Dental Practice
Contract type name	GDS Contract
Purpose of contract	General
Contract start date	01/04/2006
Contract end date	

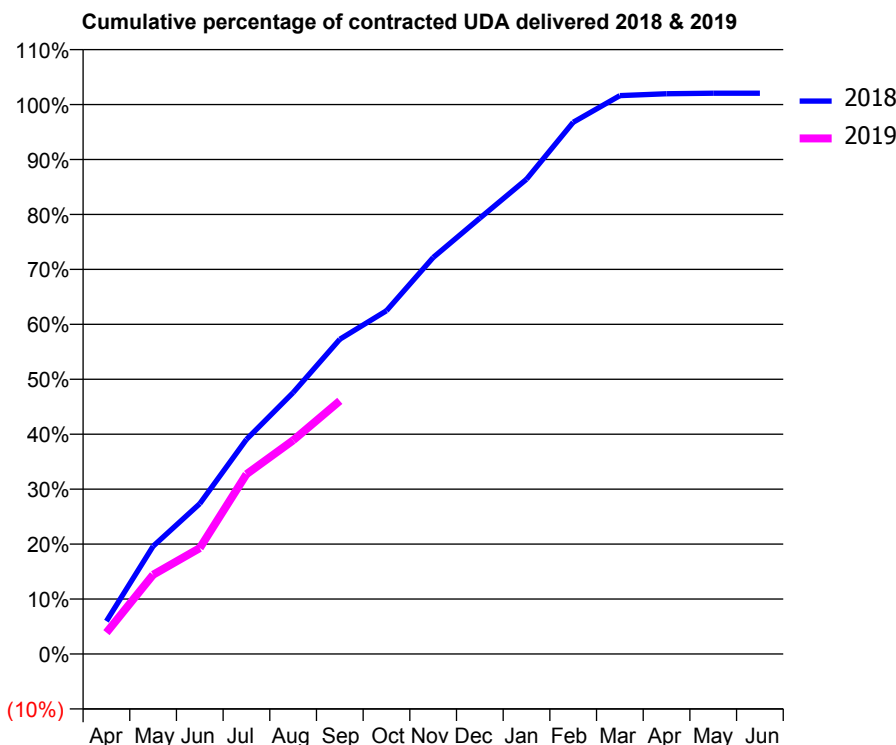
18/19 Contracted general activity (UDA)	13,542
Carry forward general activity (UDA)	-241
18/19 Contracted orthodontic activity (UOA)	0
Carry forward orthodontic activity (UOA)	0
Baseline contract value	£457,813.76

### ACCESS\*

Patients seen in 24 months	Total	Change since previous quarter
Quarter ending September 2017	3,676	
Quarter ending December 2017	3,685	→
Quarter ending March 2018	3,587	↓
Quarter ending June 2018	3,543	↓
Quarter ending September 2018	3,571	→
<b>Variance since September 2017</b>	<b>(2.9%)</b>	<b>↓</b>



### ACTIVITY



Month	Adjusted Scheduled Activity (UDA)	
	2018	2019
April	721	527
May	2,367	1,954
June	3,303	2,610
July	4,713	4,431
August	5,741	5,267
September	6,912	6,239
October	7,539	
November	8,708	
December	9,570	
January	10,428	
February	11,675	
March	12,262	
April	12,302	
May	12,315	
June	12,316	

### QUALITY

	Quantity	Base Number	Contract	AT	Region	England
% of FP17s for the same patient ID Re-attending within 3 months - Children	53	833	6.4%	9.8%	11.4%	11.6%
% of FP17s for the same patient ID Re-attending within 3 months - Adults	314	2,076	15.1%	13.2%	15.0%	15.5%
% of FP17s for the same patient ID Re-attending between 3 & 9 months - Children	540	833	64.8%	60.9%	59.9%	58.8%
% of FP17s for the same patient ID Re-attending between 3 & 9 months - Adults	1,227	2,076	59.1%	55.1%	52.0%	51.1%
% of FP17s for Band 1 Urgent Courses	164	2,878	5.7%	7.2%	8.0%	9.0%
% of FP17s Relating to Free Repair or Replacements	31	2,878	1.1%	0.9%	0.8%	0.8%
% of FP17s Relating to Continuations	16	2,878	0.6%	1.1%	0.9%	0.9%
% of Patients satisfied with the dentistry they have received	12	13	92.3%	93.8%	93.5%	93.3%
% of Patients satisfied with the time they had to wait for an appointment	12	13	92.3%	91.1%	89.1%	88.9%

\* This is based on patients treated on this contract for their most recent course of treatment. Figures in italics indicate the base number of FP17s or Patient Questionnaire responses are less than 100. N/A is shown where the base number of responses is less than 10 during the period. % is calculated as Quantity/Base number\*100

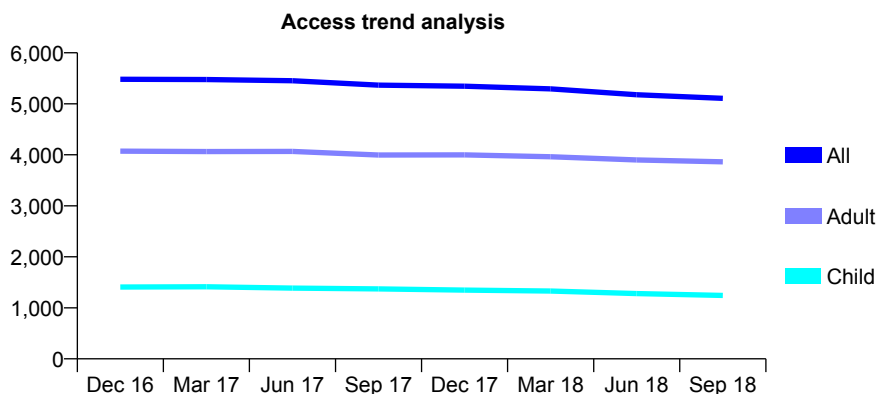
## Q60 - Vital Signs At a Glance Contract Report for 577391/0001 - September 2018

Name or company name	MR KW MYERS
Contract type name	GDS Contract
Purpose of contract	General
Contract start date	01/04/2006
Contract end date	

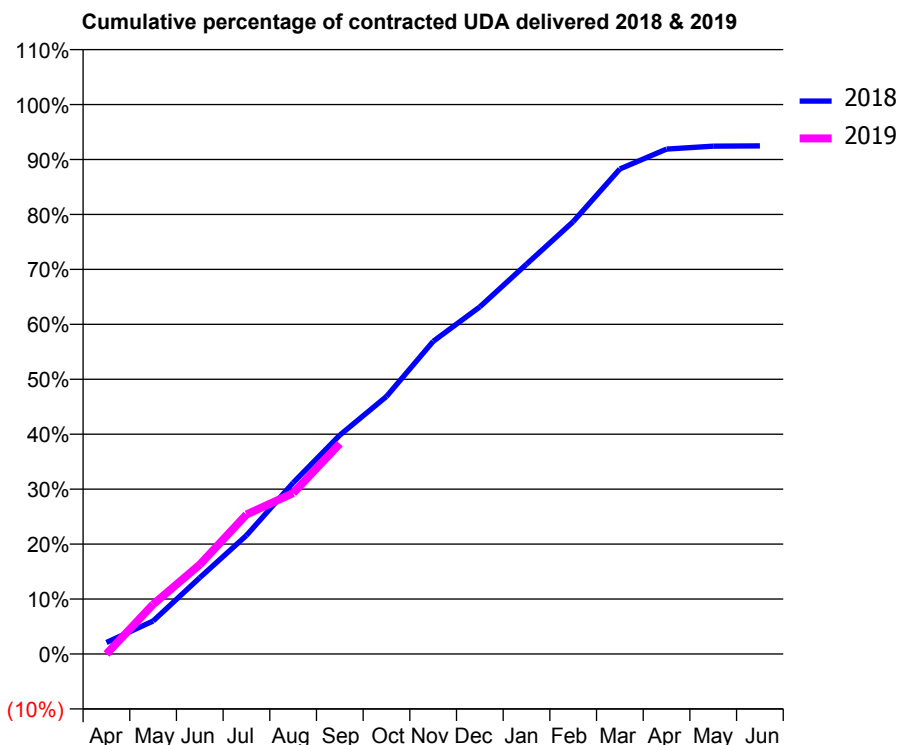
18/19 Contracted general activity (UDA)	14,335
Carry forward general activity (UDA)	0
18/19 Contracted orthodontic activity (UOA)	0
Carry forward orthodontic activity (UOA)	0
Baseline contract value	£402,196.64

### ACCESS\*

Patients seen in 24 months	Total	Change since previous quarter
Quarter ending September 2017	5,366	
Quarter ending December 2017	5,345	→
Quarter ending March 2018	5,293	→
Quarter ending June 2018	5,178	↓
Quarter ending September 2018	5,106	↓
<b>Variance since September 2017</b>	<b>(4.8%)</b>	<b>↓</b>



### ACTIVITY



Month	Adjusted Scheduled Activity (UDA)	
	2018	2019
April	302	0
May	862	1,296
June	1,992	2,333
July	3,095	3,642
August	4,468	4,197
September	5,710	5,488
October	6,721	
November	8,155	
December	9,056	
January	10,171	
February	11,280	
March	12,653	
April	13,171	
May	13,250	
June	13,255	

### QUALITY

	Quantity	Base Number	Contract	AT	Region	England
% of FP17s for the same patient ID Re-attending within 3 months - Children	54	1,009	5.4%	9.8%	11.4%	11.6%
% of FP17s for the same patient ID Re-attending within 3 months - Adults	379	2,255	16.8%	13.2%	15.0%	15.5%
% of FP17s for the same patient ID Re-attending between 3 & 9 months - Children	827	1,009	82.0%	60.9%	59.9%	58.8%
% of FP17s for the same patient ID Re-attending between 3 & 9 months - Adults	920	2,255	40.8%	55.1%	52.0%	51.1%
% of FP17s for Band 1 Urgent Courses	181	3,010	6.0%	7.2%	8.0%	9.0%
% of FP17s Relating to Free Repair or Replacements	9	3,010	0.3%	0.9%	0.8%	0.8%
% of FP17s Relating to Continuations	87	3,010	2.9%	1.1%	0.9%	0.9%
% of Patients satisfied with the dentistry they have received	11	12	91.7%	93.8%	93.5%	93.3%
% of Patients satisfied with the time they had to wait for an appointment	8	12	66.7%	91.1%	89.1%	88.9%

\* This is based on patients treated on this contract for their most recent course of treatment. Figures in italics indicate the base number of FP17s or Patient Questionnaire responses are less than 100. N/A is shown where the base number of responses is less than 10 during the period. % is calculated as Quantity/Base number\*100

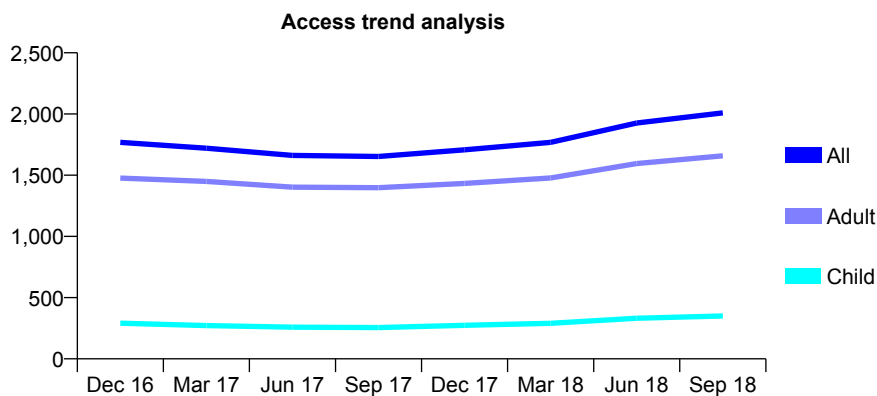
## Q60 - Vital Signs At a Glance Contract Report for 604771/0001 - September 2018

Name or company name	MRS AK Chohan
Contract type name	GDS Contract
Purpose of contract	General
Contract start date	09/03/2013
Contract end date	

18/19 Contracted general activity (UDA)	7,664
Carry forward general activity (UDA)	0
18/19 Contracted orthodontic activity (UOA)	0
Carry forward orthodontic activity (UOA)	0
Baseline contract value	£170,296.92

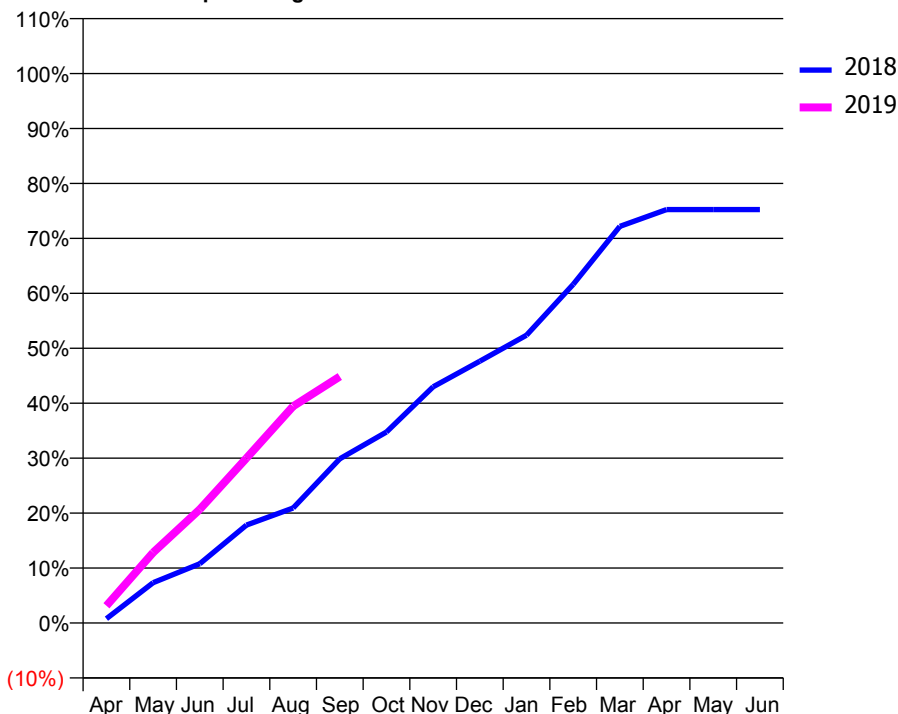
### ACCESS\*

Patients seen in 24 months	Total	Change since previous quarter
Quarter ending September 2017	1,653	
Quarter ending December 2017	1,707	↑
Quarter ending March 2018	1,768	↑
Quarter ending June 2018	1,927	↑
Quarter ending September 2018	2,009	↑
<b>Variance since September 2017</b>	<b>21.5%</b>	<b>↑</b>



### ACTIVITY

Cumulative percentage of contracted UDA delivered 2018 & 2019



Adjusted Scheduled Activity (UDA)

Month	2018	2019
April	60	241
May	562	984
June	827	1,585
July	1,365	2,299
August	1,604	3,023
September	2,291	3,438
October	2,665	
November	3,295	
December	3,653	
January	4,014	
February	4,724	
March	5,533	
April	5,766	
May	5,766	
June	5,766	

### QUALITY

	Quantity	Base Number	Contract	AT	Region	England
% of FP17s for the same patient ID Re-attending within 3 months - Children	17	264	6.4%	9.8%	11.4%	11.6%
% of FP17s for the same patient ID Re-attending within 3 months - Adults	165	1,238	13.3%	13.2%	15.0%	15.5%
% of FP17s for the same patient ID Re-attending between 3 & 9 months - Children	102	264	38.6%	60.9%	59.9%	58.8%
% of FP17s for the same patient ID Re-attending between 3 & 9 months - Adults	544	1,238	43.9%	55.1%	52.0%	51.1%
% of FP17s for Band 1 Urgent Courses	95	1,384	6.9%	7.2%	8.0%	9.0%
% of FP17s Relating to Free Repair or Replacements	16	1,384	1.2%	0.9%	0.8%	0.8%
% of FP17s Relating to Continuations	7	1,384	0.5%	1.1%	0.9%	0.9%
% of Patients satisfied with the dentistry they have received	1	1	N/A	93.8%	93.5%	93.3%
% of Patients satisfied with the time they had to wait for an appointment	0	1	N/A	91.1%	89.1%	88.9%

\* This is based on patients treated on this contract for their most recent course of treatment. Figures in italics indicate the base number of FP17s or Patient Questionnaire responses are less than 100. N/A is shown where the base number of responses is less than 10 during the period. % is calculated as Quantity/Base number\*100

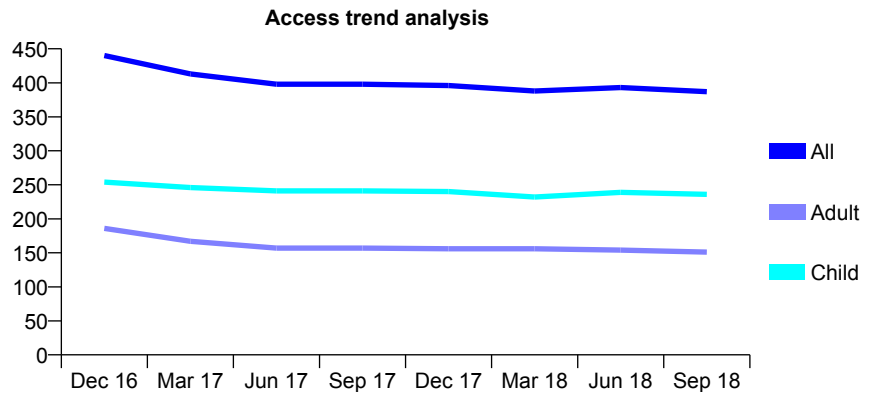
## Q60 - Vital Signs At a Glance Contract Report for 623008/0002 - September 2018

Name or company name	MR H RAVAL
Contract type name	GDS Contract
Purpose of contract	General
Contract start date	12/02/2013
Contract end date	

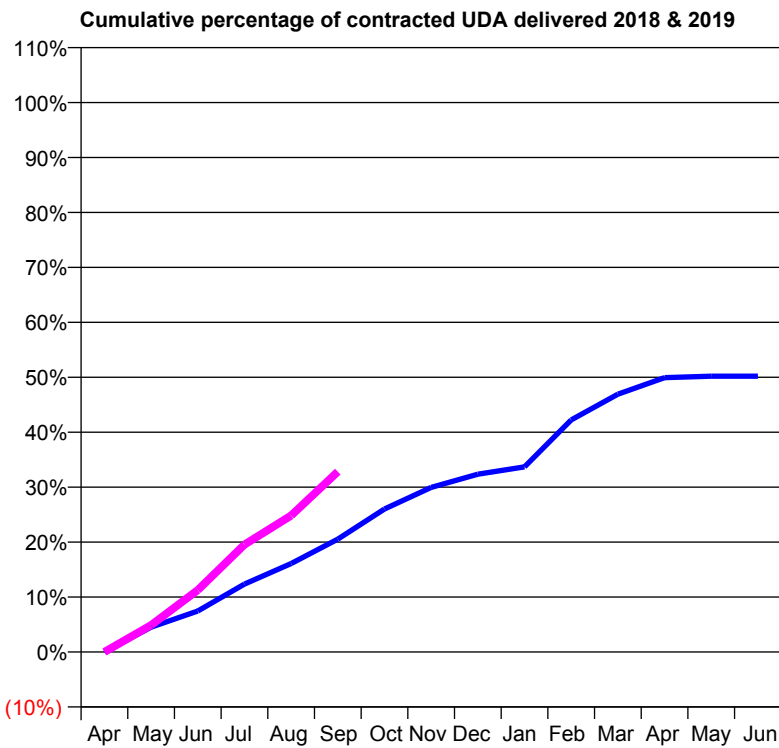
18/19 Contracted general activity (UDA)	1,882
Carry forward general activity (UDA)	0
18/19 Contracted orthodontic activity (UOA)	0
Carry forward orthodontic activity (UOA)	0
Baseline contract value	£48,583.36

### ACCESS\*

Patients seen in 24 months	Total	Change since previous quarter
Quarter ending September 2017	398	
Quarter ending December 2017	396	→
Quarter ending March 2018	388	↓
Quarter ending June 2018	393	→
Quarter ending September 2018	387	↓
<b>Variance since September 2017</b>	<b>(2.8%)</b>	<b>↓</b>



### ACTIVITY



Month	Adjusted Scheduled Activity (UDA)	
	2018	2019
April	0	0
May	85	92
June	140	212
July	233	368
August	303	467
September	386	618
October	490	
November	564	
December	609	
January	634	
February	795	
March	883	
April	940	
May	945	
June	945	

### QUALITY

	Quantity	Base Number	Contract	AT	Region	England
% of FP17s for the same patient ID Re-attending within 3 months - Children	64	266	24.1%	9.8%	11.4%	11.6%
% of FP17s for the same patient ID Re-attending within 3 months - Adults	25	105	23.8%	13.2%	15.0%	15.5%
% of FP17s for the same patient ID Re-attending between 3 & 9 months - Children	152	266	57.1%	60.9%	59.9%	58.8%
% of FP17s for the same patient ID Re-attending between 3 & 9 months - Adults	47	105	44.8%	55.1%	52.0%	51.1%
% of FP17s for Band 1 Urgent Courses	8	335	2.4%	7.2%	8.0%	9.0%
% of FP17s Relating to Free Repair or Replacements	0	335	0.0%	0.9%	0.8%	0.8%
% of FP17s Relating to Continuations	0	335	0.0%	1.1%	0.9%	0.9%
% of Patients satisfied with the dentistry they have received	1	1	N/A	93.8%	93.5%	93.3%
% of Patients satisfied with the time they had to wait for an appointment	1	1	N/A	91.1%	89.1%	88.9%

\* This is based on patients treated on this contract for their most recent course of treatment. Figures in italics indicate the base number of FP17s or Patient Questionnaire responses are less than 100. N/A is shown where the base number of responses is less than 10 during the period. % is calculated as Quantity/Base number\*100

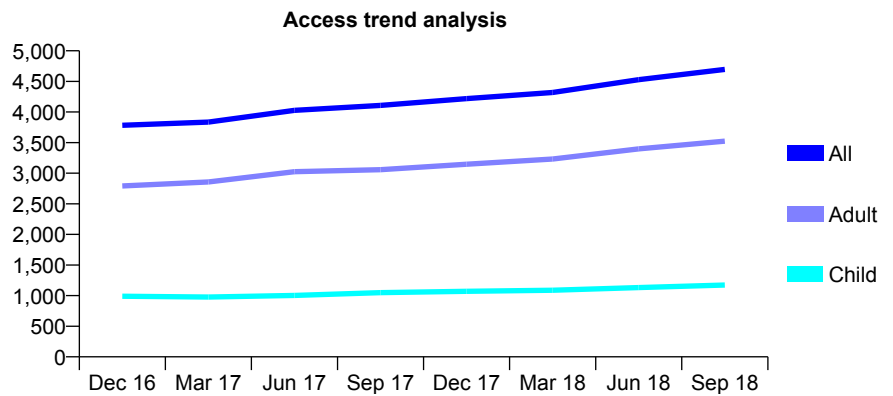
## Q60 - Vital Signs At a Glance Contract Report for 623083/0002 - September 2018

Name or company name	Woodhouse Dental Practice
Contract type name	GDS Contract
Purpose of contract	General
Contract start date	05/08/2010
Contract end date	

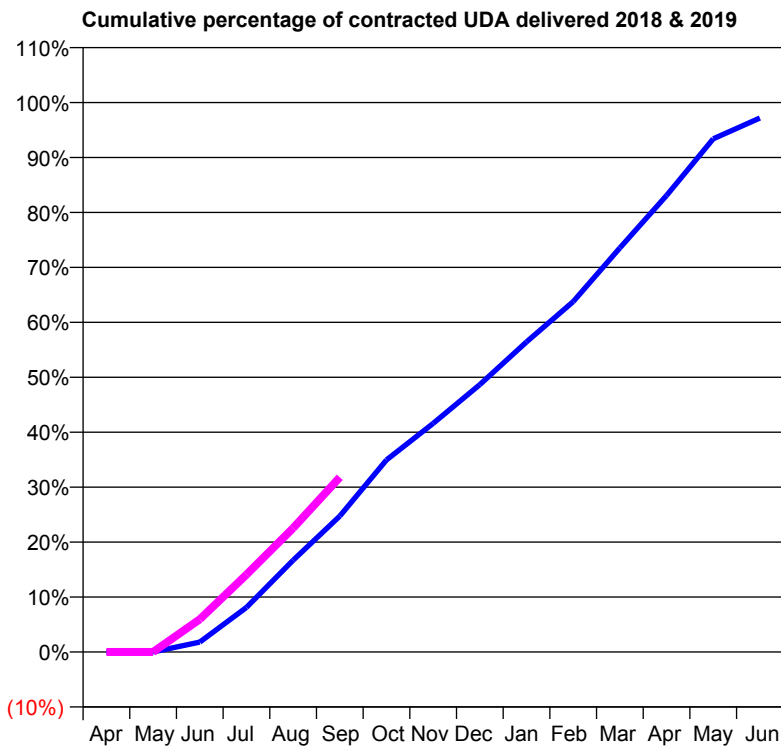
18/19 Contracted general activity (UDA)	13,902
Carry forward general activity (UDA)	0
18/19 Contracted orthodontic activity (UOA)	0
Carry forward orthodontic activity (UOA)	0
Baseline contract value	£382,655.54

### ACCESS\*

Patients seen in 24 months	Total	Change since previous quarter
Quarter ending September 2017	4,107	
Quarter ending December 2017	4,218	↑
Quarter ending March 2018	4,319	↑
Quarter ending June 2018	4,529	↑
Quarter ending September 2018	4,697	↑
<b>Variance since September 2017</b>	<b>14.4%</b>	<b>↑</b>



### ACTIVITY



Month	Adjusted Scheduled Activity (UDA)	
	2018	2019
April	0	0
May	0	0
June	250	827
July	1,128	1,959
August	2,322	3,136
September	3,438	4,420
October	4,861	
November	5,785	
December	6,764	
January	7,844	
February	8,863	
March	10,223	
April	11,550	
May	12,985	
June	13,509	

### QUALITY

	Quantity	Base Number	Contract	AT	Region	England
% of FP17s for the same patient ID Re-attending within 3 months - Children	88	1,058	8.3%	9.8%	11.4%	11.6%
% of FP17s for the same patient ID Re-attending within 3 months - Adults	342	2,753	12.4%	13.2%	15.0%	15.5%
% of FP17s for the same patient ID Re-attending between 3 & 9 months - Children	717	1,058	67.8%	60.9%	59.9%	58.8%
% of FP17s for the same patient ID Re-attending between 3 & 9 months - Adults	1,402	2,753	50.9%	55.1%	52.0%	51.1%
% of FP17s for Band 1 Urgent Courses	109	2,328	4.7%	7.2%	8.0%	9.0%
% of FP17s Relating to Free Repair or Replacements	22	2,328	0.9%	0.9%	0.8%	0.8%
% of FP17s Relating to Continuations	18	2,328	0.8%	1.1%	0.9%	0.9%
% of Patients satisfied with the dentistry they have received	7	7	N/A	93.8%	93.5%	93.3%
% of Patients satisfied with the time they had to wait for an appointment	7	7	N/A	91.1%	89.1%	88.9%

\* This is based on patients treated on this contract for their most recent course of treatment. Figures in italics indicate the base number of FP17s or Patient Questionnaire responses are less than 100. N/A is shown where the base number of responses is less than 10 during the period. % is calculated as Quantity/Base number\*100

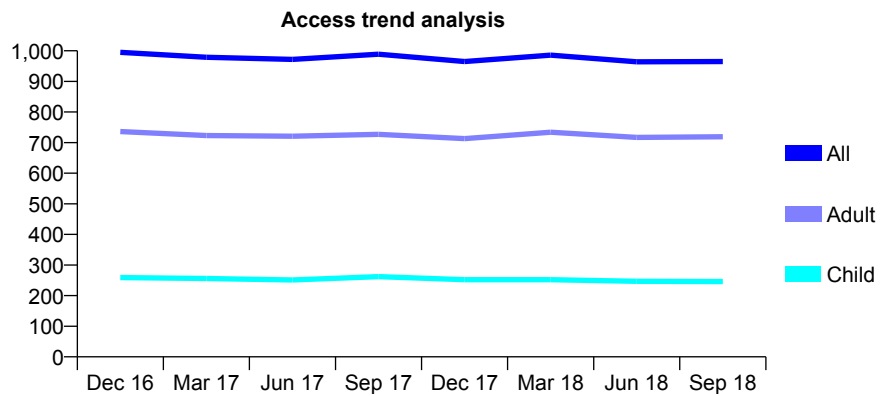
## Q60 - Vital Signs At a Glance Contract Report for 634549/0001 - September 2018

Name or company name	MR JP HEALY
Contract type name	GDS Contract
Purpose of contract	General
Contract start date	01/04/2006
Contract end date	

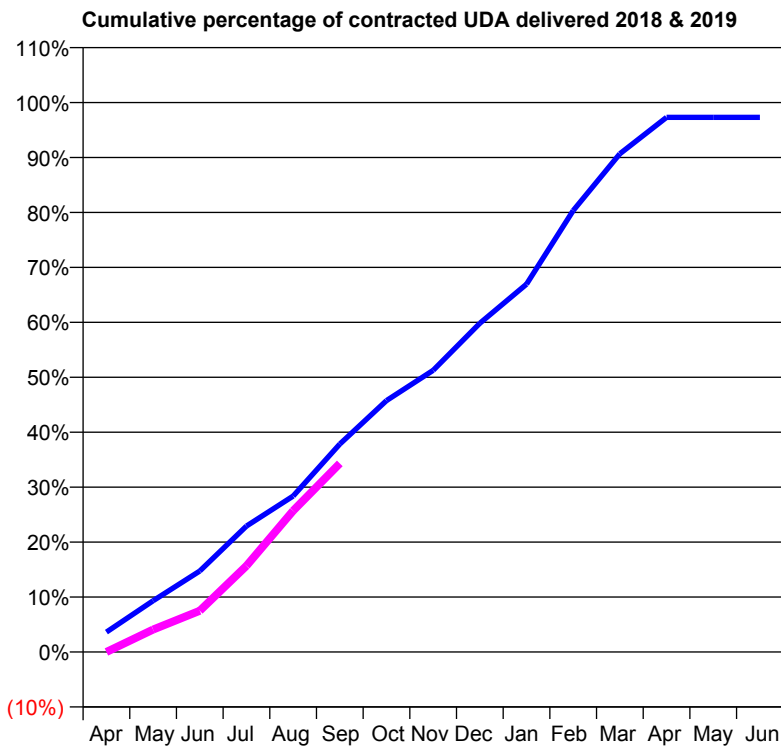
18/19 Contracted general activity (UDA)	3,427
Carry forward general activity (UDA)	93
18/19 Contracted orthodontic activity (UOA)	0
Carry forward orthodontic activity (UOA)	0
Baseline contract value	£83,520.06

### ACCESS\*

Patients seen in 24 months	Total	Change since previous quarter
Quarter ending September 2017	989	
Quarter ending December 2017	965	↓
Quarter ending March 2018	986	↑
Quarter ending June 2018	964	↓
Quarter ending September 2018	965	→
<b>Variance since September 2017</b>	<b>(2.4%)</b>	<b>↓</b>



### ACTIVITY



Month	Adjusted Scheduled Activity (UDA)	
	2018	2019
April	125	-1
May	320	140
June	505	258
July	785	538
August	973	881
September	1,297	1,176
October	1,568	
November	1,757	
December	2,050	
January	2,294	
February	2,753	
March	3,107	
April	3,334	
May	3,334	
June	3,334	

### QUALITY

	Quantity	Base Number	Contract	AT	Region	England
% of FP17s for the same patient ID Re-attending within 3 months - Children	11	185	5.9%	9.8%	11.4%	11.6%
% of FP17s for the same patient ID Re-attending within 3 months - Adults	82	570	14.4%	13.2%	15.0%	15.5%
% of FP17s for the same patient ID Re-attending between 3 & 9 months - Children	118	185	63.8%	60.9%	59.9%	58.8%
% of FP17s for the same patient ID Re-attending between 3 & 9 months - Adults	377	570	66.1%	55.1%	52.0%	51.1%
% of FP17s for Band 1 Urgent Courses	21	693	3.0%	7.2%	8.0%	9.0%
% of FP17s Relating to Free Repair or Replacements	3	693	0.4%	0.9%	0.8%	0.8%
% of FP17s Relating to Continuations	16	693	2.3%	1.1%	0.9%	0.9%
% of Patients satisfied with the dentistry they have received	2	2	N/A	93.8%	93.5%	93.3%
% of Patients satisfied with the time they had to wait for an appointment	2	2	N/A	91.1%	89.1%	88.9%

\* This is based on patients treated on this contract for their most recent course of treatment. Figures in italics indicate the base number of FP17s or Patient Questionnaire responses are less than 100. N/A is shown where the base number of responses is less than 10 during the period. % is calculated as Quantity/Base number\*100

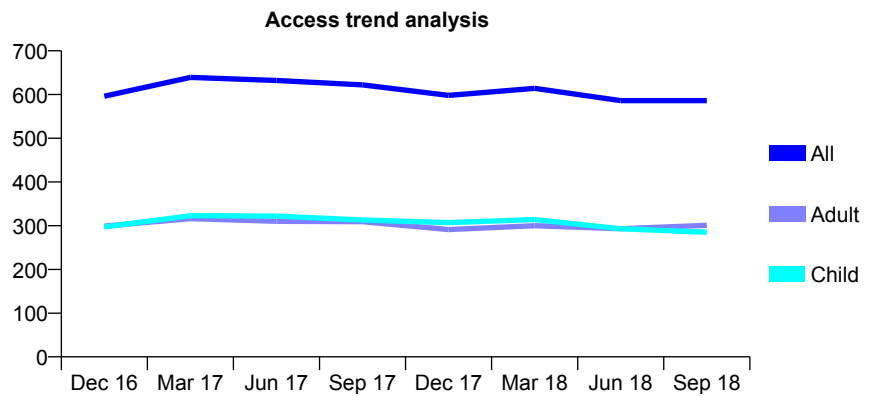
## Q60 - Vital Signs At a Glance Contract Report for 643203/0001 - September 2018

Name or company name	MR GP MANZIE
Contract type name	GDS Contract
Purpose of contract	General and Orthodontic
Contract start date	01/04/2006
Contract end date	

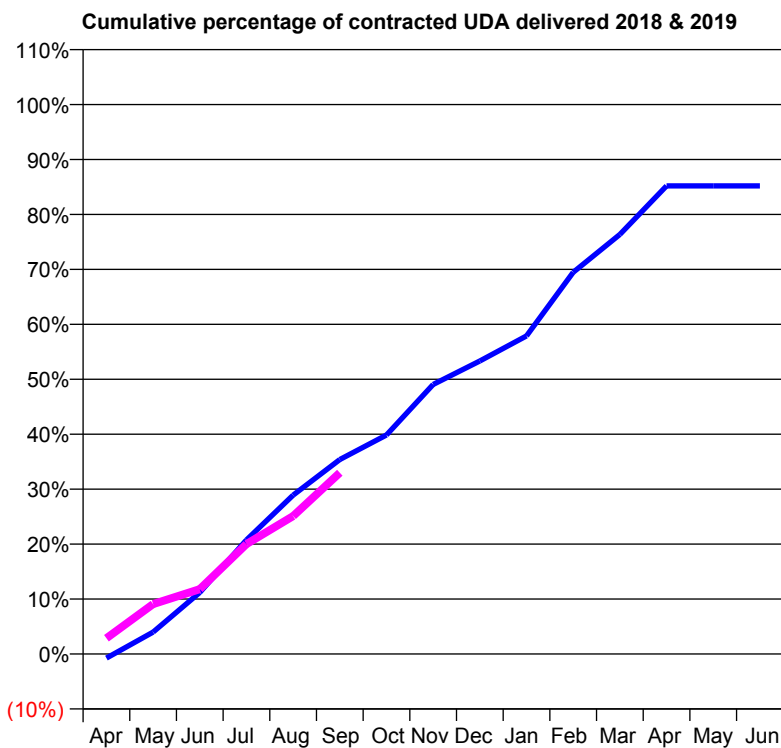
18/19 Contracted general activity (UDA)	1,646
Carry forward general activity (UDA)	0
18/19 Contracted orthodontic activity (UOA)	492
Carry forward orthodontic activity (UOA)	-10
Baseline contract value	£80,607.78

### ACCESS\*

Patients seen in 24 months	Total	Change since previous quarter
Quarter ending September 2017	622	
Quarter ending December 2017	598	↓
Quarter ending March 2018	614	↑
Quarter ending June 2018	586	↓
Quarter ending September 2018	586	→
<b>Variance since September 2017</b>	<b>(5.8%)</b>	<b>↓</b>



### ACTIVITY



Adjusted Scheduled Activity (UDA)		
Month	2018	2019
April	-13	47
May	66	150
June	184	194
July	342	329
August	476	413
September	582	543
October	656	
November	807	
December	878	
January	953	
February	1,143	
March	1,257	
April	1,402	
May	1,402	
June	1,402	

### QUALITY

	Quantity	Base Number	Contract	AT	Region	England
% of FP17s for the same patient ID Re-attending within 3 months - Children	9	211	4.3%	9.8%	11.4%	11.6%
% of FP17s for the same patient ID Re-attending within 3 months - Adults	21	169	12.4%	13.2%	15.0%	15.5%
% of FP17s for the same patient ID Re-attending between 3 & 9 months - Children	122	211	57.8%	60.9%	59.9%	58.8%
% of FP17s for the same patient ID Re-attending between 3 & 9 months - Adults	75	169	44.4%	55.1%	52.0%	51.1%
% of FP17s for Band 1 Urgent Courses	15	291	5.2%	7.2%	8.0%	9.0%
% of FP17s Relating to Free Repair or Replacements	0	291	0.0%	0.9%	0.8%	0.8%
% of FP17s Relating to Continuations	0	291	0.0%	1.1%	0.9%	0.9%
% of Patients satisfied with the dentistry they have received	0	0	N/A	93.8%	93.5%	93.3%
% of Patients satisfied with the time they had to wait for an appointment	0	0	N/A	91.1%	89.1%	88.9%

\* This is based on patients treated on this contract for their most recent course of treatment. Figures in italics indicate the base number of FP17s or Patient Questionnaire responses are less than 100. N/A is shown where the base number of responses is less than 10 during the period. % is calculated as Quantity/Base number\*100



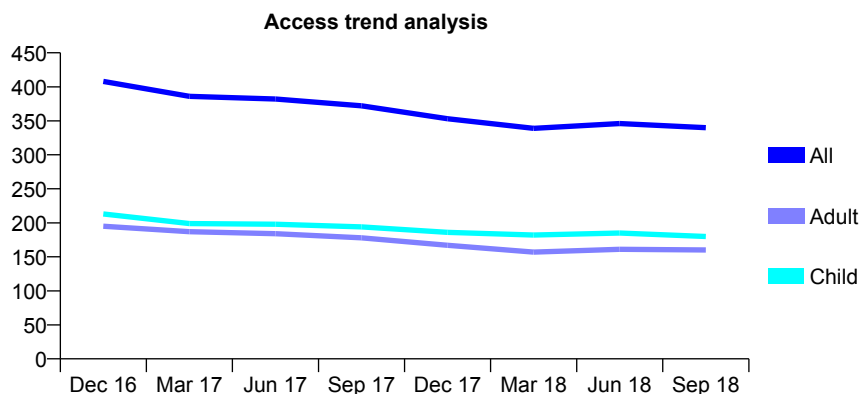
## Q60 - Vital Signs At a Glance Contract Report for 652768/0002 - September 2018

Name or company name	MRS NC LAVELLE
Contract type name	GDS Contract
Purpose of contract	General
Contract start date	01/08/2011
Contract end date	

18/19 Contracted general activity (UDA)	1,349
Carry forward general activity (UDA)	-27
18/19 Contracted orthodontic activity (UOA)	0
Carry forward orthodontic activity (UOA)	0
Baseline contract value	£28,339.12

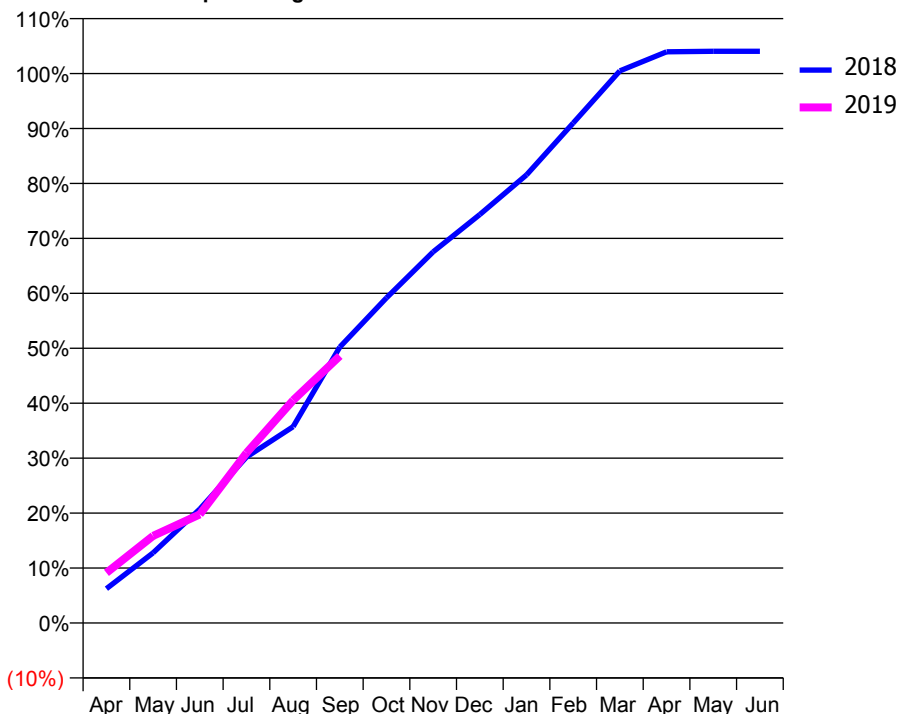
### ACCESS\*

Patients seen in 24 months	Total	Change since previous quarter
Quarter ending September 2017	372	
Quarter ending December 2017	353	↓
Quarter ending March 2018	339	↓
Quarter ending June 2018	346	↑
Quarter ending September 2018	340	↓
<b>Variance since September 2017</b>	<b>(8.6%)</b>	<b>↓</b>



### ACTIVITY

Cumulative percentage of contracted UDA delivered 2018 & 2019



Month	Adjusted Scheduled Activity (UDA)	
	2018	2019
April	84	123
May	172	214
June	280	267
July	407	418
August	482	547
September	678	656
October	798	
November	911	
December	1,003	
January	1,100	
February	1,227	
March	1,355	
April	1,402	
May	1,403	
June	1,403	

### QUALITY

	Quantity	Base Number	Contract	AT	Region	England
% of FP17s for the same patient ID Re-attending within 3 months - Children	38	204	18.6%	9.8%	11.4%	11.6%
% of FP17s for the same patient ID Re-attending within 3 months - Adults	34	136	25.0%	13.2%	15.0%	15.5%
% of FP17s for the same patient ID Re-attending between 3 & 9 months - Children	131	204	64.2%	60.9%	59.9%	58.8%
% of FP17s for the same patient ID Re-attending between 3 & 9 months - Adults	82	136	60.3%	55.1%	52.0%	51.1%
% of FP17s for Band 1 Urgent Courses	28	314	8.9%	7.2%	8.0%	9.0%
% of FP17s Relating to Free Repair or Replacements	0	314	0.0%	0.9%	0.8%	0.8%
% of FP17s Relating to Continuations	5	314	1.6%	1.1%	0.9%	0.9%
% of Patients satisfied with the dentistry they have received	0	0	N/A	93.8%	93.5%	93.3%
% of Patients satisfied with the time they had to wait for an appointment	0	0	N/A	91.1%	89.1%	88.9%

\* This is based on patients treated on this contract for their most recent course of treatment. Figures in italics indicate the base number of FP17s or Patient Questionnaire responses are less than 100. N/A is shown where the base number of responses is less than 10 during the period. % is calculated as Quantity/Base number\*100

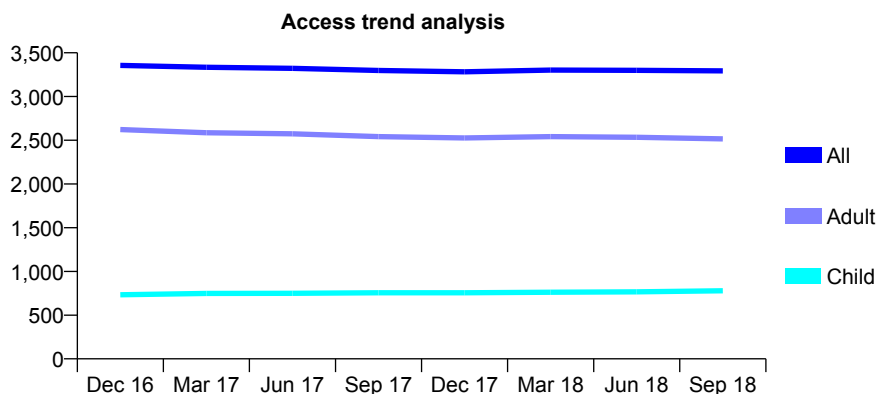
## Q60 - Vital Signs At a Glance Contract Report for 653071/0001 - September 2018

Name or company name	MISS SS KHAIRA
Contract type name	GDS Contract
Purpose of contract	General
Contract start date	01/05/2011
Contract end date	

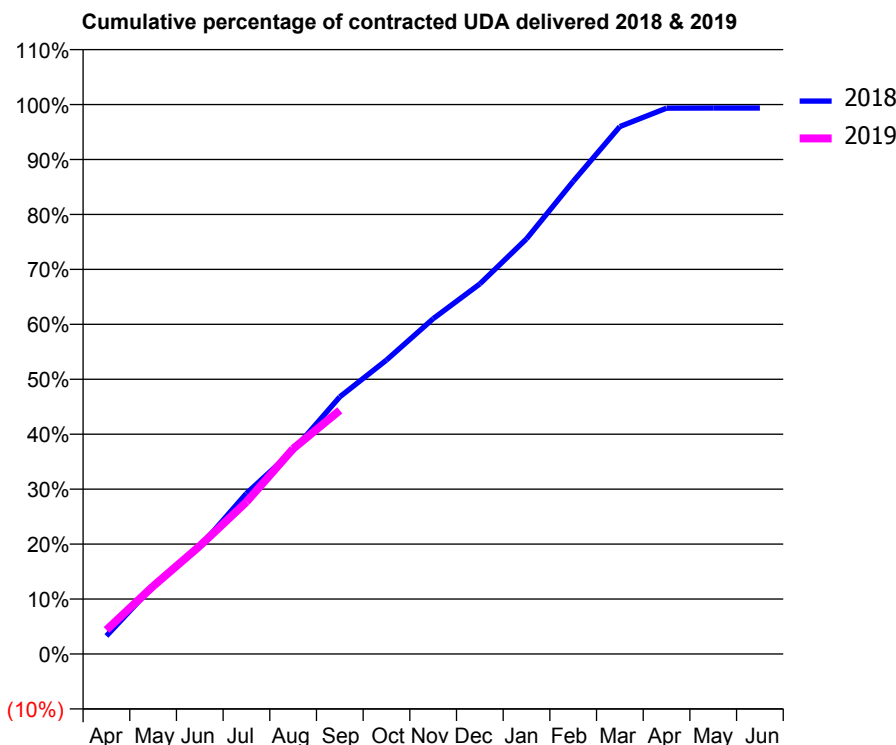
18/19 Contracted general activity (UDA)	10,251
Carry forward general activity (UDA)	64
18/19 Contracted orthodontic activity (UOA)	0
Carry forward orthodontic activity (UOA)	0
Baseline contract value	£205,487.21

### ACCESS\*

Patients seen in 24 months	Total	Change since previous quarter
Quarter ending September 2017	3,298	
Quarter ending December 2017	3,282	→
Quarter ending March 2018	3,303	→
Quarter ending June 2018	3,300	→
Quarter ending September 2018	3,294	→
<b>Variance since September 2017</b>	<b>(0.1%)</b>	→



### ACTIVITY



Month	Adjusted Scheduled Activity (UDA)	
	2018	2019
April	324	449
May	1,217	1,265
June	1,923	2,017
July	2,879	2,836
August	3,650	3,830
September	4,609	4,545
October	5,270	
November	6,011	
December	6,635	
January	7,443	
February	8,473	
March	9,455	
April	9,786	
May	9,787	
June	9,787	

### QUALITY

	Quantity	Base Number	Contract	AT	Region	England
% of FP17s for the same patient ID Re-attending within 3 months - Children	52	649	8.0%	9.8%	11.4%	11.6%
% of FP17s for the same patient ID Re-attending within 3 months - Adults	200	1,839	10.9%	13.2%	15.0%	15.5%
% of FP17s for the same patient ID Re-attending between 3 & 9 months - Children	418	649	64.4%	60.9%	59.9%	58.8%
% of FP17s for the same patient ID Re-attending between 3 & 9 months - Adults	1,108	1,839	60.3%	55.1%	52.0%	51.1%
% of FP17s for Band 1 Urgent Courses	67	2,344	2.9%	7.2%	8.0%	9.0%
% of FP17s Relating to Free Repair or Replacements	42	2,344	1.8%	0.9%	0.8%	0.8%
% of FP17s Relating to Continuations	18	2,344	0.8%	1.1%	0.9%	0.9%
% of Patients satisfied with the dentistry they have received	1	1	N/A	93.8%	93.5%	93.3%
% of Patients satisfied with the time they had to wait for an appointment	1	1	N/A	91.1%	89.1%	88.9%

\* This is based on patients treated on this contract for their most recent course of treatment. Figures in italics indicate the base number of FP17s or Patient Questionnaire responses are less than 100. N/A is shown where the base number of responses is less than 10 during the period. % is calculated as Quantity/Base number\*100

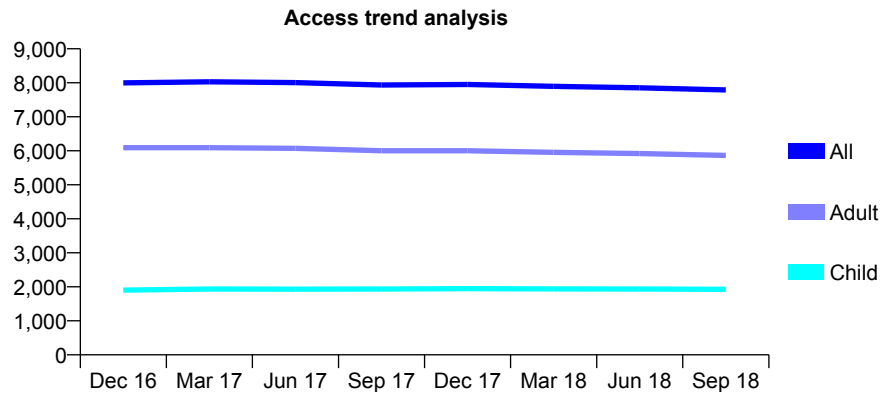
## Q60 - Vital Signs At a Glance Contract Report for 655813/0001 - September 2018

Name or company name	MR PR BASON
Contract type name	GDS Contract
Purpose of contract	General and Orthodontic
Contract start date	01/04/2006
Contract end date	

18/19 Contracted general activity (UDA)	23,040
Carry forward general activity (UDA)	656
18/19 Contracted orthodontic activity (UOA)	0
Carry forward orthodontic activity (UOA)	0
Baseline contract value	£665,958.28

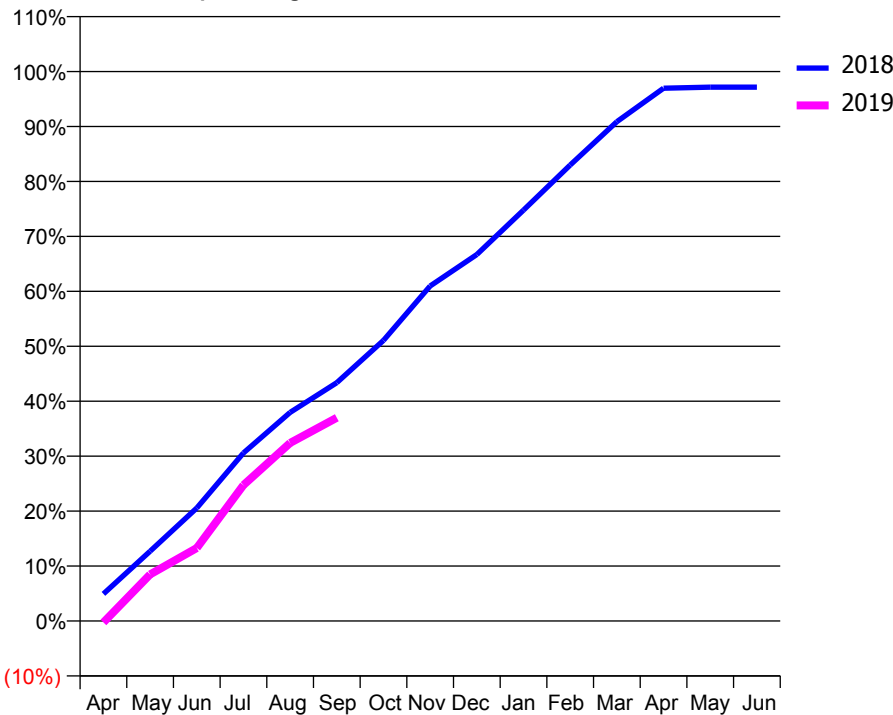
### ACCESS\*

Patients seen in 24 months	Total	Change since previous quarter
Quarter ending September 2017	7,935	
Quarter ending December 2017	7,951	→
Quarter ending March 2018	7,897	→
Quarter ending June 2018	7,854	→
Quarter ending September 2018	7,791	→
<b>Variance since September 2017</b>	<b>(1.8%)</b>	<b>↓</b>



### ACTIVITY

Cumulative percentage of contracted UDA delivered 2018 & 2019



Month	Adjusted Scheduled Activity (UDA)	
	2018	2019
April	1,139	-63
May	2,925	1,957
June	4,738	3,062
July	7,050	5,703
August	8,749	7,467
September	9,992	8,526
October	11,765	
November	14,046	
December	15,370	
January	17,232	
February	19,120	
March	20,935	
April	22,341	
May	22,385	
June	22,384	

### QUALITY

	Quantity	Base Number	Contract	AT	Region	England
% of FP17s for the same patient ID Re-attending within 3 months - Children	93	1,548	6.0%	9.8%	11.4%	11.6%
% of FP17s for the same patient ID Re-attending within 3 months - Adults	610	4,875	12.5%	13.2%	15.0%	15.5%
% of FP17s for the same patient ID Re-attending between 3 & 9 months - Children	1,069	1,548	69.1%	60.9%	59.9%	58.8%
% of FP17s for the same patient ID Re-attending between 3 & 9 months - Adults	3,614	4,875	74.1%	55.1%	52.0%	51.1%
% of FP17s for Band 1 Urgent Courses	115	5,617	2.0%	7.2%	8.0%	9.0%
% of FP17s Relating to Free Repair or Replacements	35	5,617	0.6%	0.9%	0.8%	0.8%
% of FP17s Relating to Continuations	194	5,617	3.5%	1.1%	0.9%	0.9%
% of Patients satisfied with the dentistry they have received	10	10	100.0%	93.8%	93.5%	93.3%
% of Patients satisfied with the time they had to wait for an appointment	9	10	90.0%	91.1%	89.1%	88.9%

\* This is based on patients treated on this contract for their most recent course of treatment. Figures in italics indicate the base number of FP17s or Patient Questionnaire responses are less than 100. N/A is shown where the base number of responses is less than 10 during the period. % is calculated as Quantity/Base number\*100

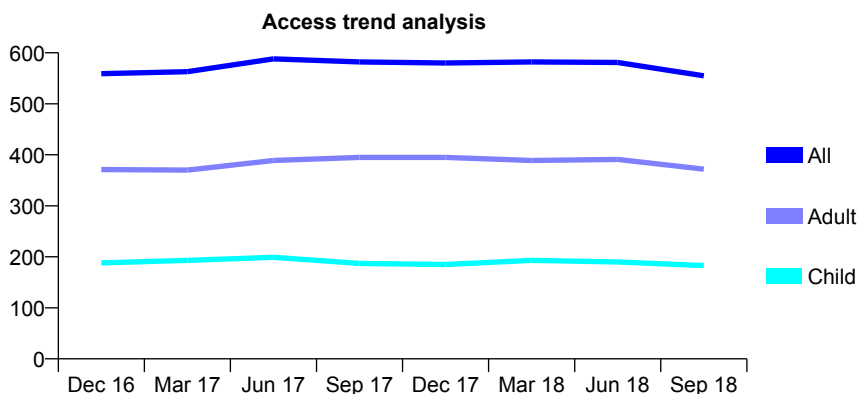
## Q60 - Vital Signs At a Glance Contract Report for 659398/0001 - September 2018

Name or company name	MR FD HARRINGTON
Contract type name	GDS Contract
Purpose of contract	General
Contract start date	01/04/2006
Contract end date	

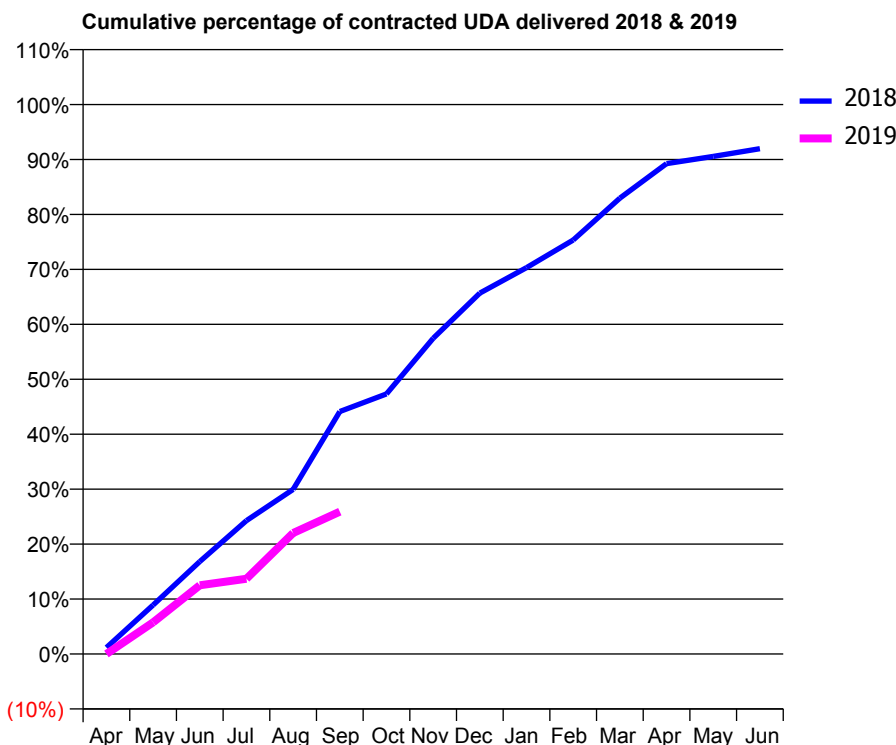
18/19 Contracted general activity (UDA)	1,282
Carry forward general activity (UDA)	0
18/19 Contracted orthodontic activity (UOA)	0
Carry forward orthodontic activity (UOA)	0
Baseline contract value	£36,013.02

### ACCESS\*

Patients seen in 24 months	Total	Change since previous quarter
Quarter ending September 2017	582	
Quarter ending December 2017	580	→
Quarter ending March 2018	582	→
Quarter ending June 2018	581	→
Quarter ending September 2018	555	↓
<b>Variance since September 2017</b>	<b>(4.6%)</b>	<b>↓</b>



### ACTIVITY



Month	Adjusted Scheduled Activity (UDA)	
	2018	2019
April	15	0
May	114	74
June	216	160
July	311	176
August	384	282
September	566	332
October	607	
November	736	
December	842	
January	901	
February	966	
March	1,064	
April	1,144	
May	1,161	
June	1,179	

### QUALITY

	Quantity	Base Number	Contract	AT	Region	England
% of FP17s for the same patient ID Re-attending within 3 months - Children	5	86	5.8%	9.8%	11.4%	11.6%
% of FP17s for the same patient ID Re-attending within 3 months - Adults	21	169	12.4%	13.2%	15.0%	15.5%
% of FP17s for the same patient ID Re-attending between 3 & 9 months - Children	29	86	33.7%	60.9%	59.9%	58.8%
% of FP17s for the same patient ID Re-attending between 3 & 9 months - Adults	51	169	30.2%	55.1%	52.0%	51.1%
% of FP17s for Band 1 Urgent Courses	40	196	20.4%	7.2%	8.0%	9.0%
% of FP17s Relating to Free Repair or Replacements	0	196	0.0%	0.9%	0.8%	0.8%
% of FP17s Relating to Continuations	0	196	0.0%	1.1%	0.9%	0.9%
% of Patients satisfied with the dentistry they have received	1	1	N/A	93.8%	93.5%	93.3%
% of Patients satisfied with the time they had to wait for an appointment	1	1	N/A	91.1%	89.1%	88.9%

\* This is based on patients treated on this contract for their most recent course of treatment. Figures in italics indicate the base number of FP17s or Patient Questionnaire responses are less than 100. N/A is shown where the base number of responses is less than 10 during the period. % is calculated as Quantity/Base number\*100

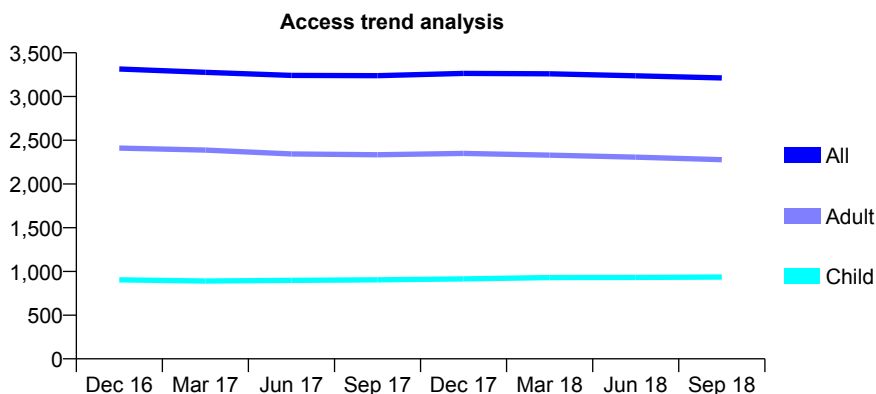
## Q60 - Vital Signs At a Glance Contract Report for 661708/0002 - September 2018

Name or company name	MR HS BASRA
Contract type name	GDS Contract
Purpose of contract	General
Contract start date	01/12/2013
Contract end date	

18/19 Contracted general activity (UDA)	9,034
Carry forward general activity (UDA)	-26
18/19 Contracted orthodontic activity (UOA)	0
Carry forward orthodontic activity (UOA)	0
Baseline contract value	£191,554.57

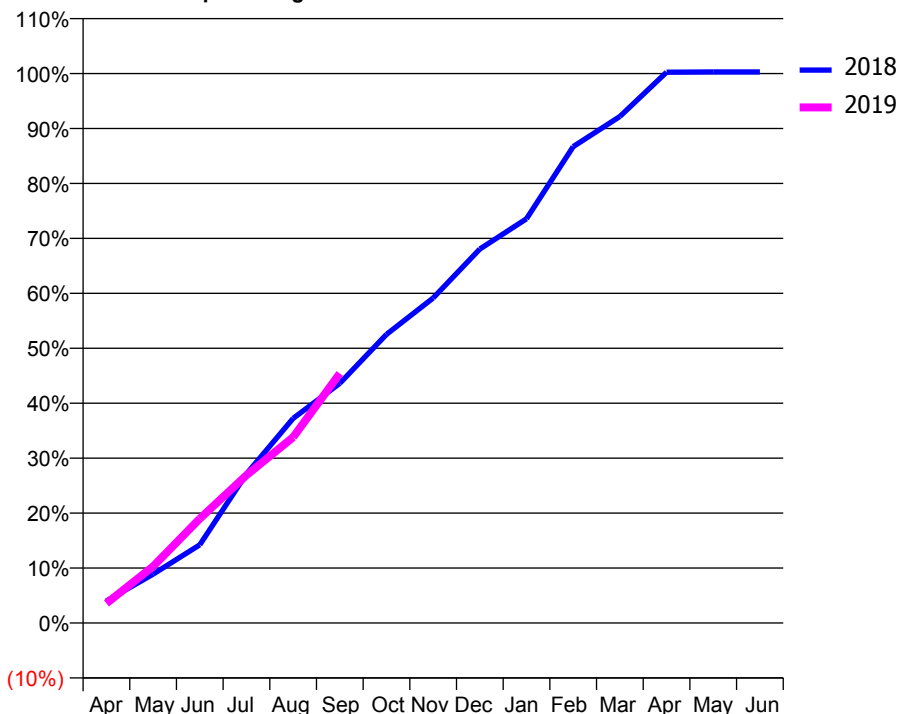
### ACCESS\*

Patients seen in 24 months	Total	Change since previous quarter
Quarter ending September 2017	3,238	
Quarter ending December 2017	3,265	→
Quarter ending March 2018	3,260	→
Quarter ending June 2018	3,237	→
Quarter ending September 2018	3,213	→
<b>Variance since September 2017</b>	<b>(0.8%)</b>	→



### ACTIVITY

Cumulative percentage of contracted UDA delivered 2018 & 2019



Month	Adjusted Scheduled Activity (UDA)	
	2018	2019
April	363	322
May	804	930
June	1,285	1,715
July	2,453	2,431
August	3,364	3,056
September	3,941	4,103
October	4,744	
November	5,343	
December	6,149	
January	6,645	
February	7,831	
March	8,327	
April	9,056	
May	9,059	
June	9,060	

### QUALITY

	Quantity	Base Number	Contract	AT	Region	England
% of FP17s for the same patient ID Re-attending within 3 months - Children	55	907	6.1%	9.8%	11.4%	11.6%
% of FP17s for the same patient ID Re-attending within 3 months - Adults	266	2,044	13.0%	13.2%	15.0%	15.5%
% of FP17s for the same patient ID Re-attending between 3 & 9 months - Children	650	907	71.7%	60.9%	59.9%	58.8%
% of FP17s for the same patient ID Re-attending between 3 & 9 months - Adults	1,427	2,044	69.8%	55.1%	52.0%	51.1%
% of FP17s for Band 1 Urgent Courses	166	2,533	6.6%	7.2%	8.0%	9.0%
% of FP17s Relating to Free Repair or Replacements	8	2,533	0.3%	0.9%	0.8%	0.8%
% of FP17s Relating to Continuations	49	2,533	1.9%	1.1%	0.9%	0.9%
% of Patients satisfied with the dentistry they have received	0	0	N/A	93.8%	93.5%	93.3%
% of Patients satisfied with the time they had to wait for an appointment	0	0	N/A	91.1%	89.1%	88.9%

\* This is based on patients treated on this contract for their most recent course of treatment. Figures in italics indicate the base number of FP17s or Patient Questionnaire responses are less than 100. N/A is shown where the base number of responses is less than 10 during the period. % is calculated as Quantity/Base number\*100

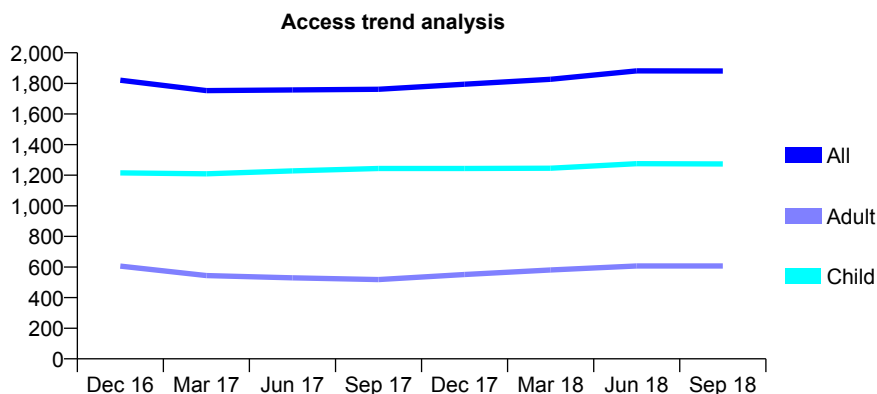
## Q60 - Vital Signs At a Glance Contract Report for 670340/0002 - September 2018

Name or company name	MR LR SUMMERFIELD
Contract type name	GDS Contract
Purpose of contract	General
Contract start date	23/03/2009
Contract end date	

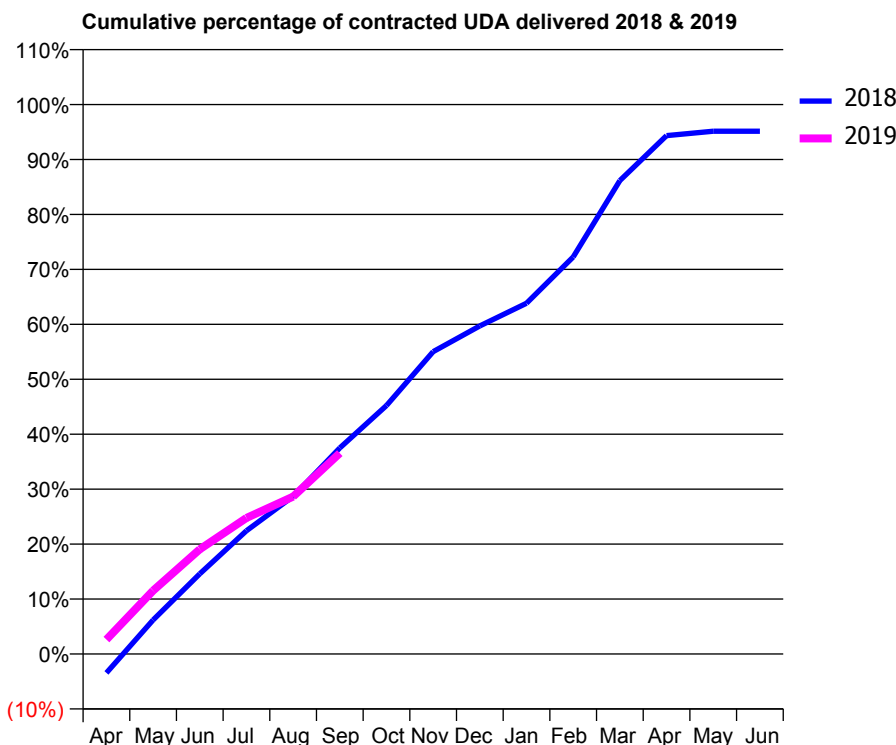
18/19 Contracted general activity (UDA)	5,000
Carry forward general activity (UDA)	0
18/19 Contracted orthodontic activity (UOA)	0
Carry forward orthodontic activity (UOA)	0
Baseline contract value	£134,882.83

### ACCESS\*

Patients seen in 24 months	Total	Change since previous quarter
Quarter ending September 2017	1,762	
Quarter ending December 2017	1,795	→
Quarter ending March 2018	1,827	→
Quarter ending June 2018	1,882	↑
Quarter ending September 2018	1,881	→
<b>Variance since September 2017</b>	<b>6.8%</b>	<b>↑</b>



### ACTIVITY



Month	Adjusted Scheduled Activity (UDA)	
	2018	2019
April	-207	132
May	372	577
June	875	953
July	1,347	1,238
August	1,722	1,433
September	2,250	1,827
October	2,713	
November	3,302	
December	3,582	
January	3,830	
February	4,336	
March	5,170	
April	5,661	
May	5,708	
June	5,708	

### QUALITY

	Quantity	Base Number	Contract	AT	Region	England
% of FP17s for the same patient ID Re-attending within 3 months - Children	55	751	7.3%	9.8%	11.4%	11.6%
% of FP17s for the same patient ID Re-attending within 3 months - Adults	32	290	11.0%	13.2%	15.0%	15.5%
% of FP17s for the same patient ID Re-attending between 3 & 9 months - Children	357	751	47.5%	60.9%	59.9%	58.8%
% of FP17s for the same patient ID Re-attending between 3 & 9 months - Adults	131	290	45.2%	55.1%	52.0%	51.1%
% of FP17s for Band 1 Urgent Courses	11	898	1.2%	7.2%	8.0%	9.0%
% of FP17s Relating to Free Repair or Replacements	2	898	0.2%	0.9%	0.8%	0.8%
% of FP17s Relating to Continuations	0	898	0.0%	1.1%	0.9%	0.9%
% of Patients satisfied with the dentistry they have received	1	1	N/A	93.8%	93.5%	93.3%
% of Patients satisfied with the time they had to wait for an appointment	1	1	N/A	91.1%	89.1%	88.9%

\* This is based on patients treated on this contract for their most recent course of treatment. Figures in italics indicate the base number of FP17s or Patient Questionnaire responses are less than 100. N/A is shown where the base number of responses is less than 10 during the period. % is calculated as Quantity/Base number\*100

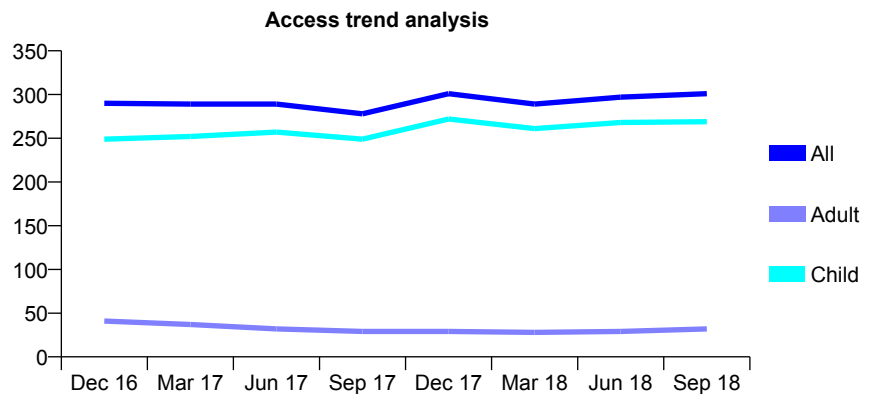
## Q60 - Vital Signs At a Glance Contract Report for 676233/0001 - September 2018

Name or company name	MR NT JENKINS
Contract type name	GDS Contract
Purpose of contract	General
Contract start date	15/09/2006
Contract end date	

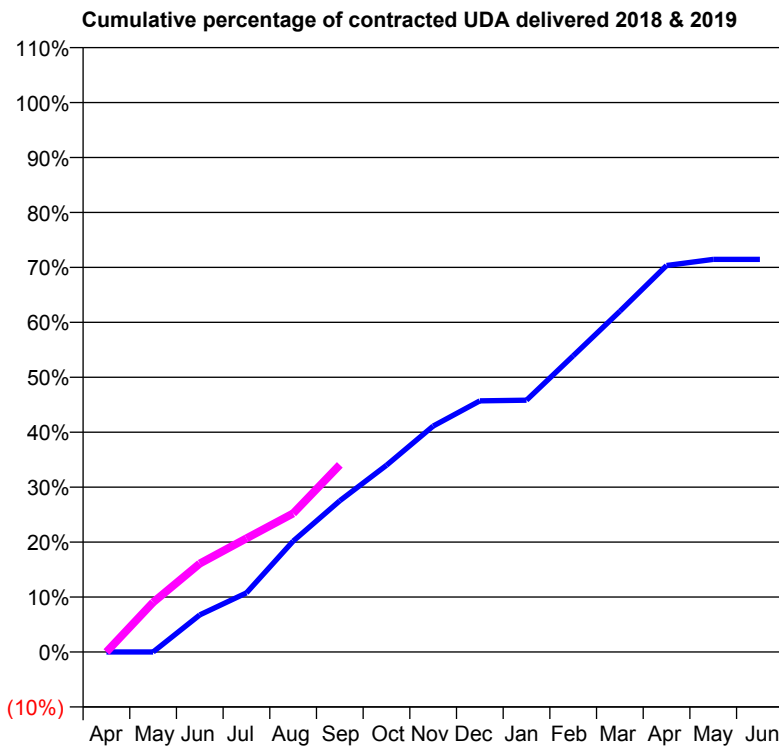
18/19 Contracted general activity (UDA)	829
Carry forward general activity (UDA)	0
18/19 Contracted orthodontic activity (UOA)	0
Carry forward orthodontic activity (UOA)	0
Baseline contract value	£19,153.72

### ACCESS\*

Patients seen in 24 months	Total	Change since previous quarter
Quarter ending September 2017	278	
Quarter ending December 2017	301	↑
Quarter ending March 2018	289	↓
Quarter ending June 2018	297	↑
Quarter ending September 2018	301	→
<b>Variance since September 2017</b>	<b>8.3%</b>	<b>↑</b>



### ACTIVITY



Month	Adjusted Scheduled Activity (UDA)	
	2018	2019
April	0	0
May	0	75
June	56	133
July	89	172
August	167	209
September	228	282
October	282	
November	341	
December	379	
January	380	
February	447	
March	514	
April	583	
May	592	
June	592	

### QUALITY

	Quantity	Base Number	Contract	AT	Region	England
% of FP17s for the same patient ID Re-attending within 3 months - Children	17	236	7.2%	9.8%	11.4%	11.6%
% of FP17s for the same patient ID Re-attending within 3 months - Adults	0	1	0.0%	13.2%	15.0%	15.5%
% of FP17s for the same patient ID Re-attending between 3 & 9 months - Children	152	236	64.4%	60.9%	59.9%	58.8%
% of FP17s for the same patient ID Re-attending between 3 & 9 months - Adults	1	1	100.0%	55.1%	52.0%	51.1%
% of FP17s for Band 1 Urgent Courses	7	187	3.7%	7.2%	8.0%	9.0%
% of FP17s Relating to Free Repair or Replacements	0	187	0.0%	0.9%	0.8%	0.8%
% of FP17s Relating to Continuations	0	187	0.0%	1.1%	0.9%	0.9%
% of Patients satisfied with the dentistry they have received	0	0	N/A	93.8%	93.5%	93.3%
% of Patients satisfied with the time they had to wait for an appointment	0	0	N/A	91.1%	89.1%	88.9%

\* This is based on patients treated on this contract for their most recent course of treatment. Figures in italics indicate the base number of FP17s or Patient Questionnaire responses are less than 100. N/A is shown where the base number of responses is less than 10 during the period. % is calculated as Quantity/Base number\*100

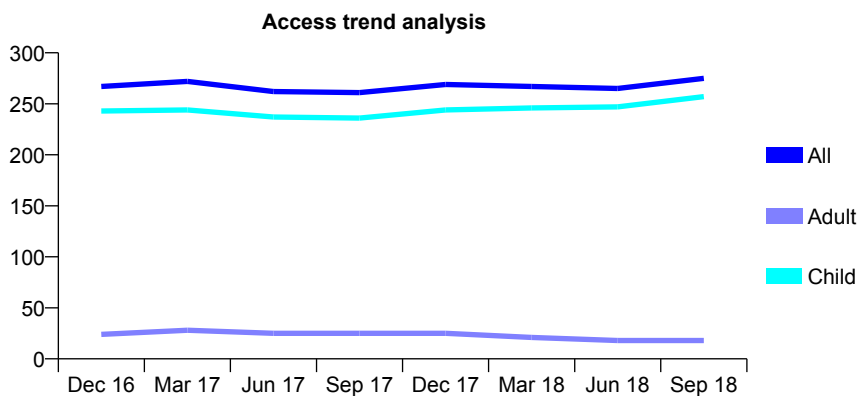
## Q60 - Vital Signs At a Glance Contract Report for 679933/0001 - September 2018

Name or company name	MR CE BROOME
Contract type name	GDS Contract
Purpose of contract	General
Contract start date	01/04/2006
Contract end date	

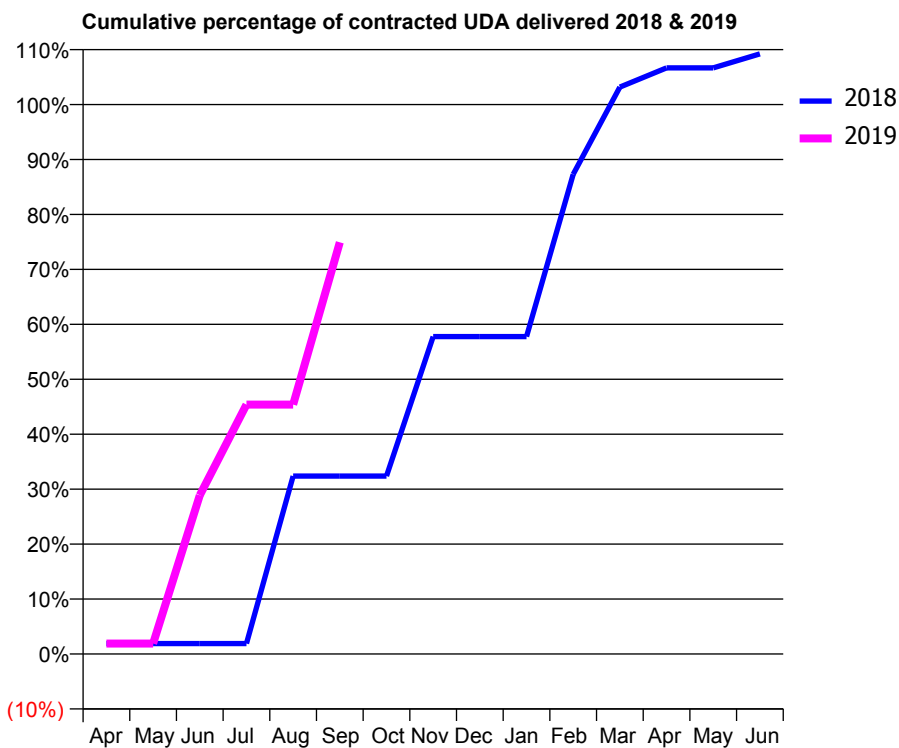
18/19 Contracted general activity (UDA)	315
Carry forward general activity (UDA)	-6
18/19 Contracted orthodontic activity (UOA)	0
Carry forward orthodontic activity (UOA)	0
Baseline contract value	£7,937.85

### ACCESS\*

Patients seen in 24 months	Total	Change since previous quarter
Quarter ending September 2017	261	
Quarter ending December 2017	269	↑
Quarter ending March 2018	267	→
Quarter ending June 2018	265	→
Quarter ending September 2018	275	↑
<b>Variance since September 2017</b>	<b>5.4%</b>	<b>↑</b>



### ACTIVITY



Month	Adjusted Scheduled Activity (UDA)	
	2018	2019
April	6	6
May	6	6
June	6	91
July	6	143
August	102	143
September	102	236
October	102	
November	182	
December	182	
January	182	
February	275	
March	325	
April	336	
May	336	
June	344	

### QUALITY

	Quantity	Base Number	Contract	AT	Region	England
% of FP17s for the same patient ID Re-attending within 3 months - Children	3	185	1.6%	9.8%	11.4%	11.6%
% of FP17s for the same patient ID Re-attending within 3 months - Adults	0	0	N/A	13.2%	15.0%	15.5%
% of FP17s for the same patient ID Re-attending between 3 & 9 months - Children	141	185	76.2%	60.9%	59.9%	58.8%
% of FP17s for the same patient ID Re-attending between 3 & 9 months - Adults	0	0	N/A	55.1%	52.0%	51.1%
% of FP17s for Band 1 Urgent Courses	0	166	0.0%	7.2%	8.0%	9.0%
% of FP17s Relating to Free Repair or Replacements	0	166	0.0%	0.9%	0.8%	0.8%
% of FP17s Relating to Continuations	0	166	0.0%	1.1%	0.9%	0.9%
% of Patients satisfied with the dentistry they have received	0	0	N/A	93.8%	93.5%	93.3%
% of Patients satisfied with the time they had to wait for an appointment	0	0	N/A	91.1%	89.1%	88.9%

\* This is based on patients treated on this contract for their most recent course of treatment. Figures in italics indicate the base number of FP17s or Patient Questionnaire responses are less than 100. N/A is shown where the base number of responses is less than 10 during the period. % is calculated as Quantity/Base number\*100



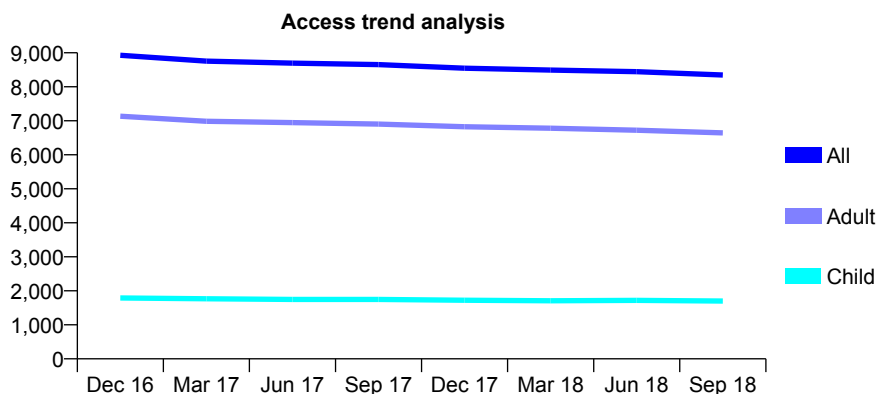
## Q60 - Vital Signs At a Glance Contract Report for 680311/0001 - September 2018

Name or company name	MR D SINGH
Contract type name	GDS Contract
Purpose of contract	General
Contract start date	01/04/2006
Contract end date	

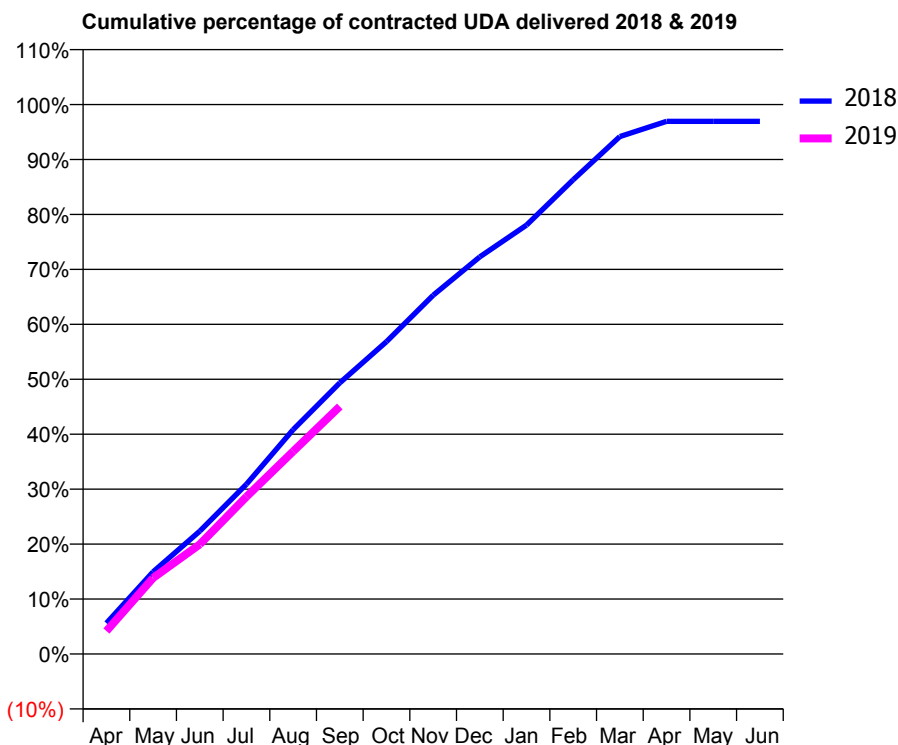
18/19 Contracted general activity (UDA)	25,500
Carry forward general activity (UDA)	784
18/19 Contracted orthodontic activity (UOA)	0
Carry forward orthodontic activity (UOA)	0
Baseline contract value	£622,356.25

### ACCESS\*

Patients seen in 24 months	Total	Change since previous quarter
Quarter ending September 2017	8,652	
Quarter ending December 2017	8,549	↓
Quarter ending March 2018	8,491	→
Quarter ending June 2018	8,445	→
Quarter ending September 2018	8,346	↓
<b>Variance since September 2017</b>	<b>(3.5%)</b>	<b>↓</b>



### ACTIVITY



Month	Adjusted Scheduled Activity (UDA)	
	2018	2019
April	1,432	1,069
May	3,817	3,533
June	5,705	5,089
July	7,881	7,299
August	10,414	9,403
September	12,580	11,486
October	14,495	
November	16,646	
December	18,433	
January	19,904	
February	22,007	
March	24,015	
April	24,718	
May	24,716	
June	24,716	

### QUALITY

	Quantity	Base Number	Contract	AT	Region	England
% of FP17s for the same patient ID Re-attending within 3 months - Children	205	1,496	13.7%	9.8%	11.4%	11.6%
% of FP17s for the same patient ID Re-attending within 3 months - Adults	943	5,407	17.4%	13.2%	15.0%	15.5%
% of FP17s for the same patient ID Re-attending between 3 & 9 months - Children	962	1,496	64.3%	60.9%	59.9%	58.8%
% of FP17s for the same patient ID Re-attending between 3 & 9 months - Adults	3,109	5,407	57.5%	55.1%	52.0%	51.1%
% of FP17s for Band 1 Urgent Courses	512	6,280	8.2%	7.2%	8.0%	9.0%
% of FP17s Relating to Free Repair or Replacements	82	6,280	1.3%	0.9%	0.8%	0.8%
% of FP17s Relating to Continuations	30	6,280	0.5%	1.1%	0.9%	0.9%
% of Patients satisfied with the dentistry they have received	8	8	N/A	93.8%	93.5%	93.3%
% of Patients satisfied with the time they had to wait for an appointment	8	8	N/A	91.1%	89.1%	88.9%

\* This is based on patients treated on this contract for their most recent course of treatment. Figures in italics indicate the base number of FP17s or Patient Questionnaire responses are less than 100. N/A is shown where the base number of responses is less than 10 during the period. % is calculated as Quantity/Base number\*100

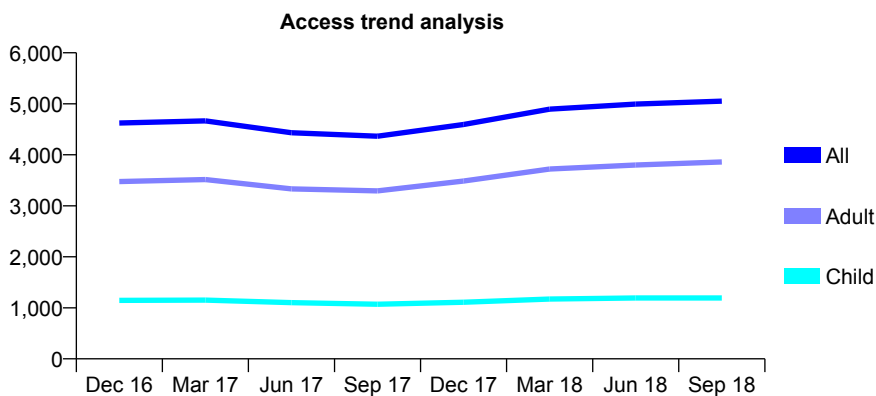
## Q60 - Vital Signs At a Glance Contract Report for 682365/0010 - September 2018

Name or company name	MR QM JAFFRI
Contract type name	GDS Contract
Purpose of contract	General
Contract start date	01/03/2011
Contract end date	

18/19 Contracted general activity (UDA)	15,480
Carry forward general activity (UDA)	0
18/19 Contracted orthodontic activity (UOA)	0
Carry forward orthodontic activity (UOA)	0
Baseline contract value	£417,257.58

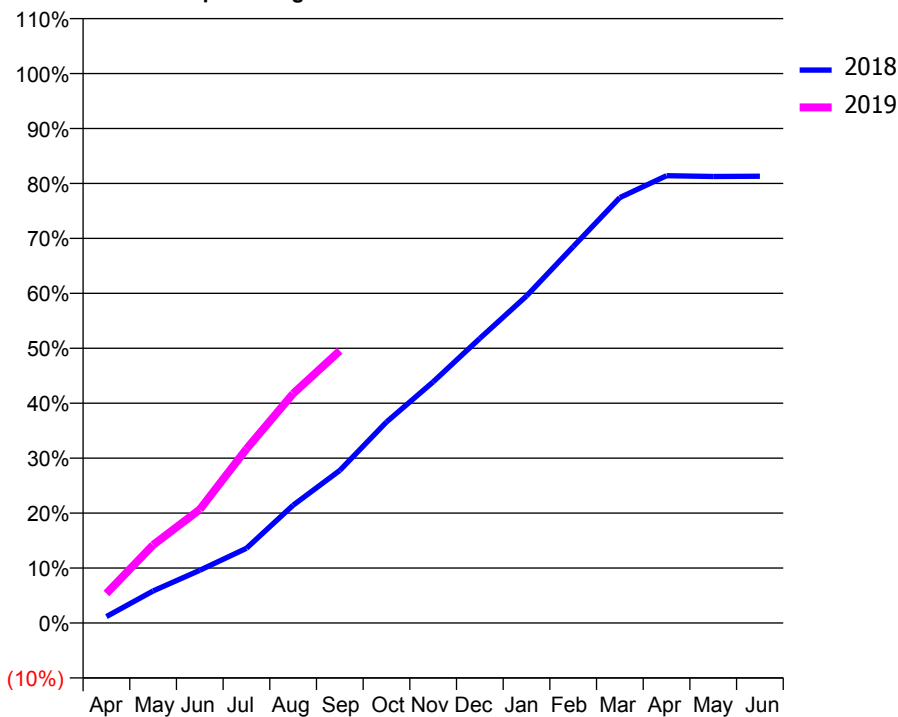
### ACCESS\*

Patients seen in 24 months	Total	Change since previous quarter
Quarter ending September 2017	4,364	
Quarter ending December 2017	4,594	↑
Quarter ending March 2018	4,895	↑
Quarter ending June 2018	4,994	↑
Quarter ending September 2018	5,053	→
<b>Variance since September 2017</b>	<b>15.8%</b>	<b>↑</b>



### ACTIVITY

Cumulative percentage of contracted UDA delivered 2018 & 2019



Adjusted Scheduled Activity (UDA)

Month	2018	2019
April	181	832
May	905	2,198
June	1,487	3,199
July	2,104	4,903
August	3,320	6,465
September	4,298	7,671
October	5,663	
November	6,793	
December	8,018	
January	9,212	
February	10,603	
March	11,987	
April	12,603	
May	12,580	
June	12,588	

### QUALITY

	Quantity	Base Number	Contract	AT	Region	England
% of FP17s for the same patient ID Re-attending within 3 months - Children	96	1,039	9.2%	9.8%	11.4%	11.6%
% of FP17s for the same patient ID Re-attending within 3 months - Adults	404	2,913	13.9%	13.2%	15.0%	15.5%
% of FP17s for the same patient ID Re-attending between 3 & 9 months - Children	592	1,039	57.0%	60.9%	59.9%	58.8%
% of FP17s for the same patient ID Re-attending between 3 & 9 months - Adults	1,499	2,913	51.5%	55.1%	52.0%	51.1%
% of FP17s for Band 1 Urgent Courses	339	3,663	9.3%	7.2%	8.0%	9.0%
% of FP17s Relating to Free Repair or Replacements	48	3,663	1.3%	0.9%	0.8%	0.8%
% of FP17s Relating to Continuations	14	3,663	0.4%	1.1%	0.9%	0.9%
% of Patients satisfied with the dentistry they have received	3	3	N/A	93.8%	93.5%	93.3%
% of Patients satisfied with the time they had to wait for an appointment	3	3	N/A	91.1%	89.1%	88.9%

\* This is based on patients treated on this contract for their most recent course of treatment. Figures in italics indicate the base number of FP17s or Patient Questionnaire responses are less than 100. N/A is shown where the base number of responses is less than 10 during the period. % is calculated as Quantity/Base number\*100

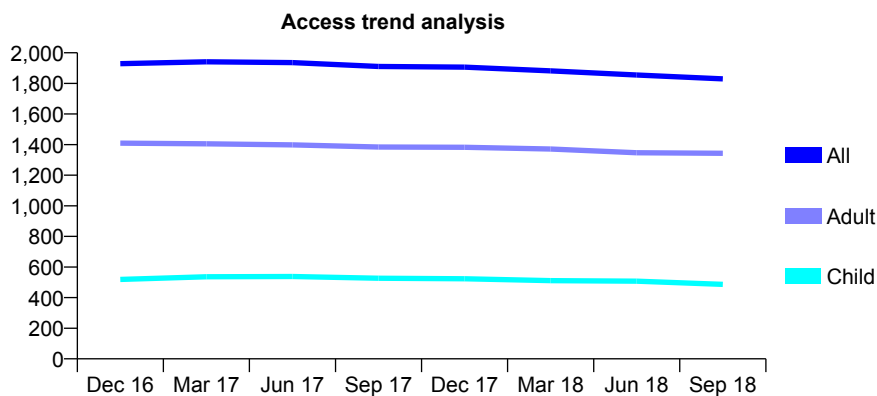
## Q60 - Vital Signs At a Glance Contract Report for 690872/0001 - September 2018

Name or company name	MR NS RAI
Contract type name	GDS Contract
Purpose of contract	General
Contract start date	04/09/2006
Contract end date	

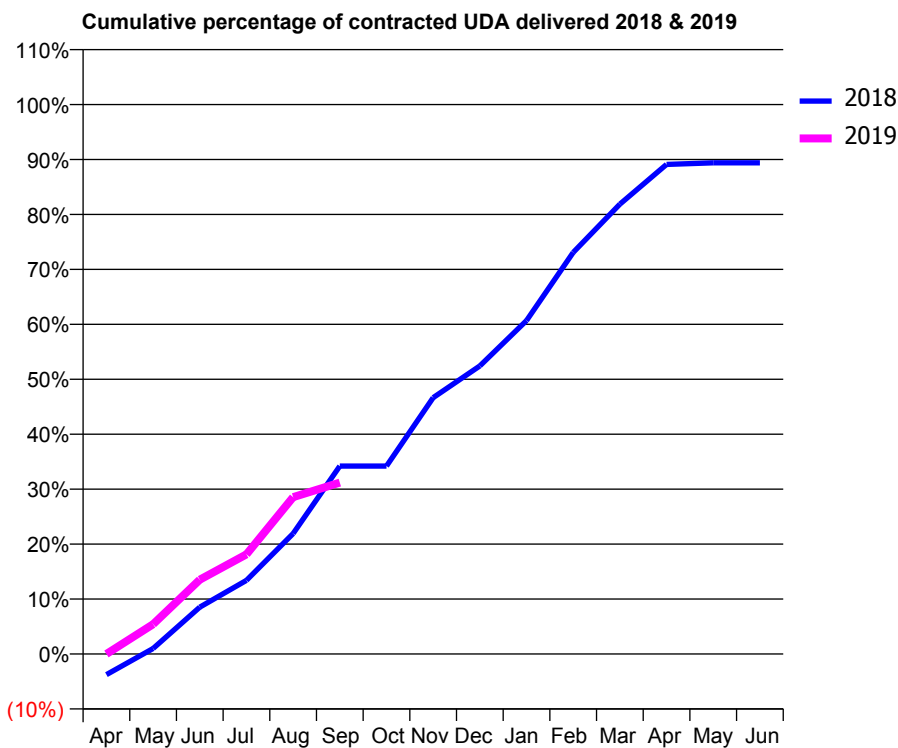
18/19 Contracted general activity (UDA)	7,200
Carry forward general activity (UDA)	0
18/19 Contracted orthodontic activity (UOA)	0
Carry forward orthodontic activity (UOA)	0
Baseline contract value	£177,544.35

### ACCESS\*

Patients seen in 24 months	Total	Change since previous quarter
Quarter ending September 2017	1,911	
Quarter ending December 2017	1,906	→
Quarter ending March 2018	1,882	↓
Quarter ending June 2018	1,855	↓
Quarter ending September 2018	1,830	↓
<b>Variance since September 2017</b>	<b>(4.2%)</b>	<b>↓</b>



### ACTIVITY



Month	Adjusted Scheduled Activity (UDA)	
	2018	2019
April	-272	0
May	73	391
June	614	974
July	965	1,305
August	1,578	2,055
September	2,463	2,245
October	2,463	
November	3,359	
December	3,774	
January	4,369	
February	5,262	
March	5,895	
April	6,414	
May	6,436	
June	6,436	

### QUALITY

	Quantity	Base Number	Contract	AT	Region	England
% of FP17s for the same patient ID Re-attending within 3 months - Children	35	342	10.2%	9.8%	11.4%	11.6%
% of FP17s for the same patient ID Re-attending within 3 months - Adults	107	734	14.6%	13.2%	15.0%	15.5%
% of FP17s for the same patient ID Re-attending between 3 & 9 months - Children	187	342	54.7%	60.9%	59.9%	58.8%
% of FP17s for the same patient ID Re-attending between 3 & 9 months - Adults	379	734	51.6%	55.1%	52.0%	51.1%
% of FP17s for Band 1 Urgent Courses	52	907	5.7%	7.2%	8.0%	9.0%
% of FP17s Relating to Free Repair or Replacements	7	907	0.8%	0.9%	0.8%	0.8%
% of FP17s Relating to Continuations	12	907	1.3%	1.1%	0.9%	0.9%
% of Patients satisfied with the dentistry they have received	1	1	N/A	93.8%	93.5%	93.3%
% of Patients satisfied with the time they had to wait for an appointment	1	1	N/A	91.1%	89.1%	88.9%

\* This is based on patients treated on this contract for their most recent course of treatment. Figures in italics indicate the base number of FP17s or Patient Questionnaire responses are less than 100. N/A is shown where the base number of responses is less than 10 during the period. % is calculated as Quantity/Base number\*100

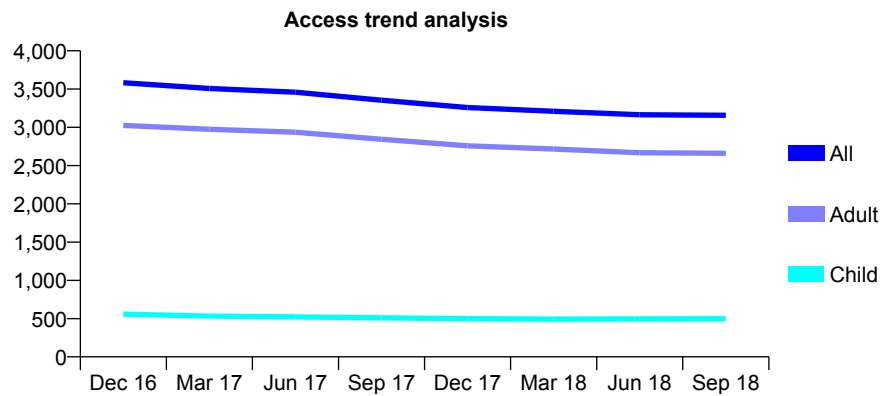
## Q60 - Vital Signs At a Glance Contract Report for 713864/0001 - September 2018

Name or company name	MR VK TOORAY
Contract type name	GDS Contract
Purpose of contract	General
Contract start date	01/06/2014
Contract end date	

18/19 Contracted general activity (UDA)	12,058
Carry forward general activity (UDA)	0
18/19 Contracted orthodontic activity (UOA)	0
Carry forward orthodontic activity (UOA)	0
Baseline contract value	£227,292.63

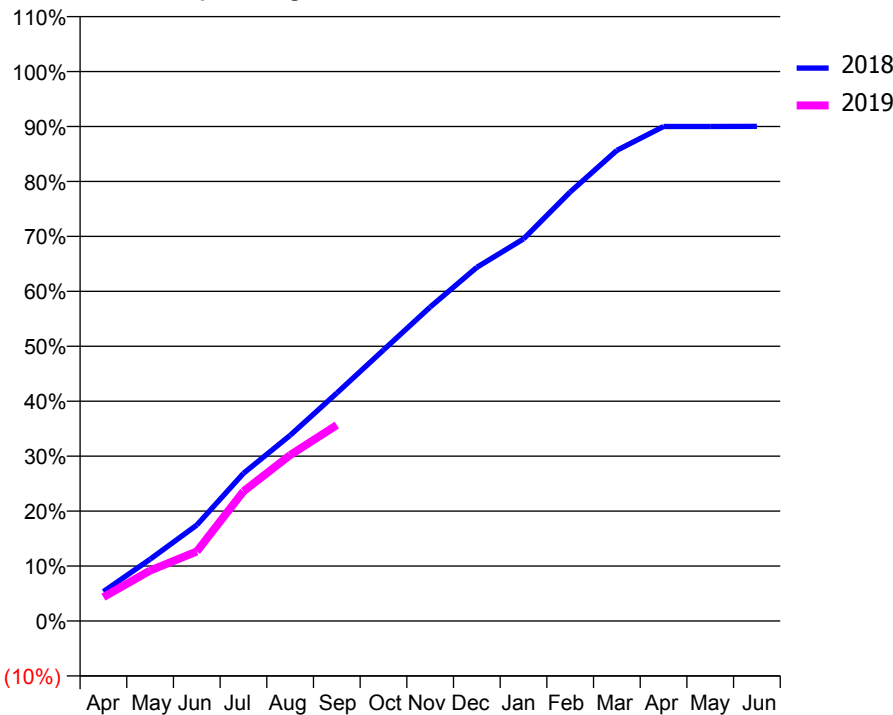
### ACCESS\*

Patients seen in 24 months	Total	Change since previous quarter
Quarter ending September 2017	3,354	
Quarter ending December 2017	3,258	↓
Quarter ending March 2018	3,210	↓
Quarter ending June 2018	3,164	↓
Quarter ending September 2018	3,158	→
<b>Variance since September 2017</b>	<b>(5.8%)</b>	<b>↓</b>



### ACTIVITY

Cumulative percentage of contracted UDA delivered 2018 & 2019



### QUALITY

	Quantity	Base Number	Contract	AT	Region	England
% of FP17s for the same patient ID Re-attending within 3 months - Children	15	395	3.8%	9.8%	11.4%	11.6%
% of FP17s for the same patient ID Re-attending within 3 months - Adults	235	1,994	11.8%	13.2%	15.0%	15.5%
% of FP17s for the same patient ID Re-attending between 3 & 9 months - Children	254	395	64.3%	60.9%	59.9%	58.8%
% of FP17s for the same patient ID Re-attending between 3 & 9 months - Adults	1,323	1,994	66.3%	55.1%	52.0%	51.1%
% of FP17s for Band 1 Urgent Courses	164	2,162	7.6%	7.2%	8.0%	9.0%
% of FP17s Relating to Free Repair or Replacements	0	2,162	0.0%	0.9%	0.8%	0.8%
% of FP17s Relating to Continuations	14	2,162	0.6%	1.1%	0.9%	0.9%
% of Patients satisfied with the dentistry they have received	3	3	N/A	93.8%	93.5%	93.3%
% of Patients satisfied with the time they had to wait for an appointment	3	3	N/A	91.1%	89.1%	88.9%

\* This is based on patients treated on this contract for their most recent course of treatment. Figures in italics indicate the base number of FP17s or Patient Questionnaire responses are less than 100. N/A is shown where the base number of responses is less than 10 during the period. % is calculated as Quantity/Base number\*100

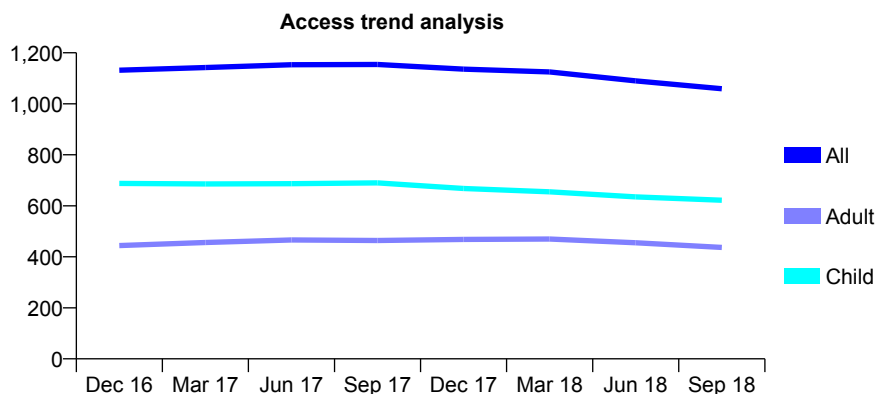
## Q60 - Vital Signs At a Glance Contract Report for 725315/0001 - September 2018

Name or company name	MR IK JARRETT
Contract type name	GDS Contract
Purpose of contract	General
Contract start date	01/04/2006
Contract end date	

18/19 Contracted general activity (UDA)	4,451
Carry forward general activity (UDA)	0
18/19 Contracted orthodontic activity (UOA)	0
Carry forward orthodontic activity (UOA)	0
Baseline contract value	£94,888.01

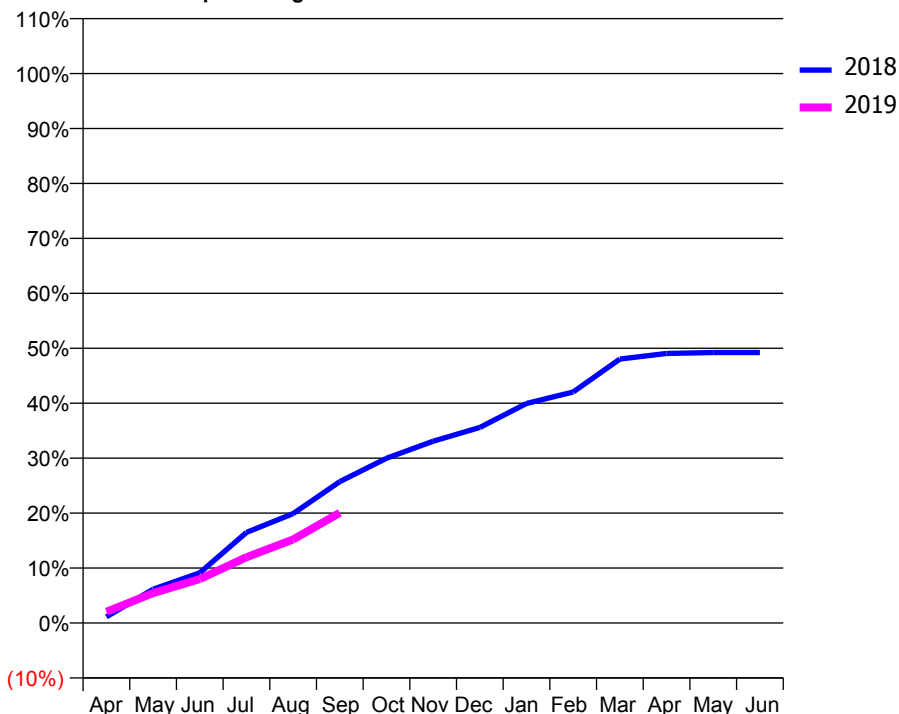
### ACCESS\*

Patients seen in 24 months	Total	Change since previous quarter
Quarter ending September 2017	1,154	
Quarter ending December 2017	1,136	↓
Quarter ending March 2018	1,125	→
Quarter ending June 2018	1,090	↓
Quarter ending September 2018	1,059	↓
<b>Variance since September 2017</b>	<b>(8.2%)</b>	<b>↓</b>



### ACTIVITY

Cumulative percentage of contracted UDA delivered 2018 & 2019



Adjusted Scheduled Activity (UDA)

Month	2018	2019
April	50	91
May	274	243
June	407	356
July	734	533
August	886	677
September	1,146	893
October	1,334	
November	1,473	
December	1,584	
January	1,779	
February	1,871	
March	2,138	
April	2,184	
May	2,191	
June	2,191	

### QUALITY

	Quantity	Base Number	Contract	AT	Region	England
% of FP17s for the same patient ID Re-attending within 3 months - Children	22	427	5.2%	9.8%	11.4%	11.6%
% of FP17s for the same patient ID Re-attending within 3 months - Adults	13	228	5.7%	13.2%	15.0%	15.5%
% of FP17s for the same patient ID Re-attending between 3 & 9 months - Children	257	427	60.2%	60.9%	59.9%	58.8%
% of FP17s for the same patient ID Re-attending between 3 & 9 months - Adults	145	228	63.6%	55.1%	52.0%	51.1%
% of FP17s for Band 1 Urgent Courses	11	612	1.8%	7.2%	8.0%	9.0%
% of FP17s Relating to Free Repair or Replacements	0	612	0.0%	0.9%	0.8%	0.8%
% of FP17s Relating to Continuations	0	612	0.0%	1.1%	0.9%	0.9%
% of Patients satisfied with the dentistry they have received	1	1	N/A	93.8%	93.5%	93.3%
% of Patients satisfied with the time they had to wait for an appointment	1	1	N/A	91.1%	89.1%	88.9%

\* This is based on patients treated on this contract for their most recent course of treatment. Figures in italics indicate the base number of FP17s or Patient Questionnaire responses are less than 100. N/A is shown where the base number of responses is less than 10 during the period. % is calculated as Quantity/Base number\*100

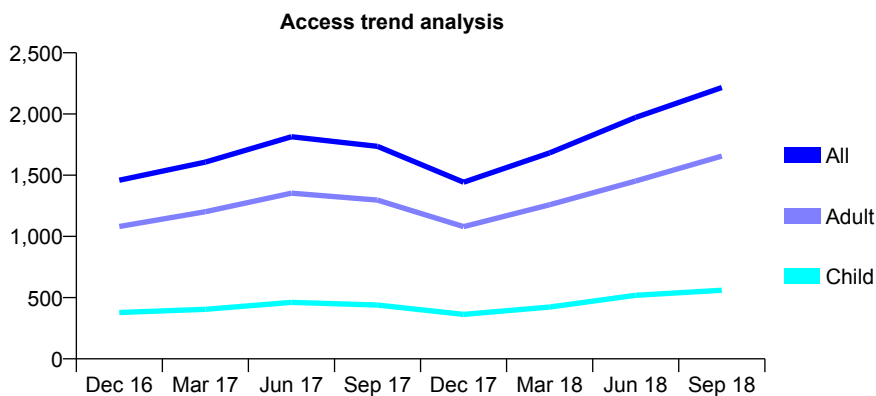
## Q60 - Vital Signs At a Glance Contract Report for 725447/0001 - September 2018

Name or company name	MR PJ MIDDLETON
Contract type name	GDS Contract
Purpose of contract	General
Contract start date	01/04/2006
Contract end date	

18/19 Contracted general activity (UDA)	10,956
Carry forward general activity (UDA)	9
18/19 Contracted orthodontic activity (UOA)	0
Carry forward orthodontic activity (UOA)	0
Baseline contract value	£275,034.67

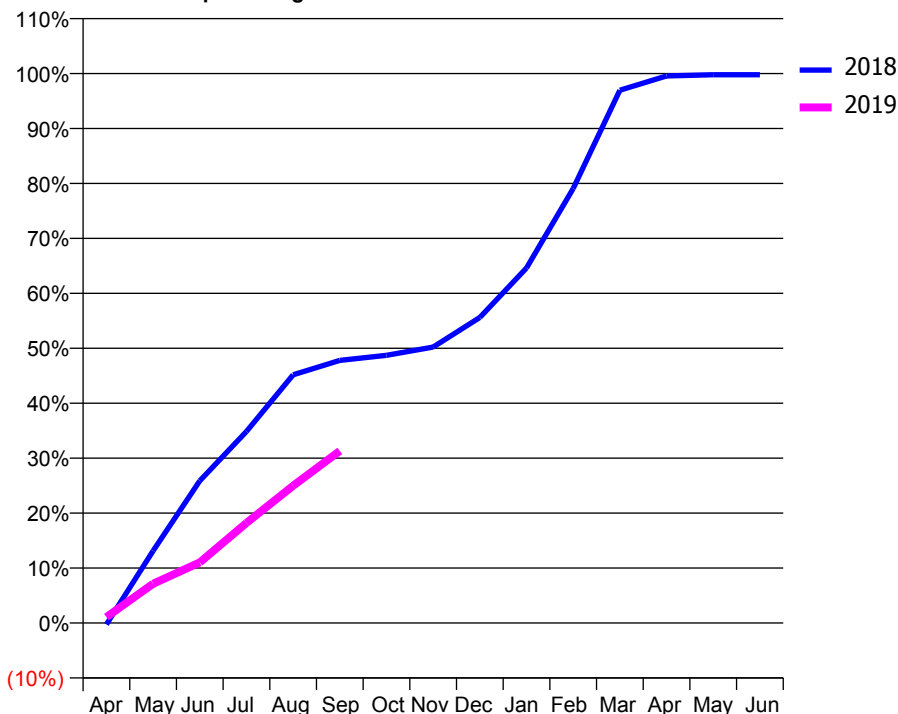
### ACCESS\*

Patients seen in 24 months	Total	Change since previous quarter
Quarter ending September 2017	1,736	
Quarter ending December 2017	1,443	↓
Quarter ending March 2018	1,682	↑
Quarter ending June 2018	1,972	↑
Quarter ending September 2018	2,216	↑
<b>Variance since September 2017</b>	<b>27.6%</b>	<b>↑</b>



### ACTIVITY

Cumulative percentage of contracted UDA delivered 2018 & 2019



Month	Adjusted Scheduled Activity (UDA)	
	2018	2019
April	-11	118
May	519	784
June	1,023	1,208
July	1,379	1,997
August	1,787	2,737
September	1,891	3,432
October	1,927	
November	1,987	
December	2,200	
January	2,556	
February	3,128	
March	3,836	
April	3,938	
May	3,947	
June	3,947	

### QUALITY

	Quantity	Base Number	Contract	AT	Region	England
% of FP17s for the same patient ID Re-attending within 3 months - Children	32	454	7.0%	9.8%	11.4%	11.6%
% of FP17s for the same patient ID Re-attending within 3 months - Adults	191	1,354	14.1%	13.2%	15.0%	15.5%
% of FP17s for the same patient ID Re-attending between 3 & 9 months - Children	162	454	35.7%	60.9%	59.9%	58.8%
% of FP17s for the same patient ID Re-attending between 3 & 9 months - Adults	423	1,354	31.2%	55.1%	52.0%	51.1%
% of FP17s for Band 1 Urgent Courses	109	1,763	6.2%	7.2%	8.0%	9.0%
% of FP17s Relating to Free Repair or Replacements	7	1,763	0.4%	0.9%	0.8%	0.8%
% of FP17s Relating to Continuations	23	1,763	1.3%	1.1%	0.9%	0.9%
% of Patients satisfied with the dentistry they have received	1	1	N/A	93.8%	93.5%	93.3%
% of Patients satisfied with the time they had to wait for an appointment	1	1	N/A	91.1%	89.1%	88.9%

\* This is based on patients treated on this contract for their most recent course of treatment. Figures in italics indicate the base number of FP17s or Patient Questionnaire responses are less than 100. N/A is shown where the base number of responses is less than 10 during the period. % is calculated as Quantity/Base number\*100

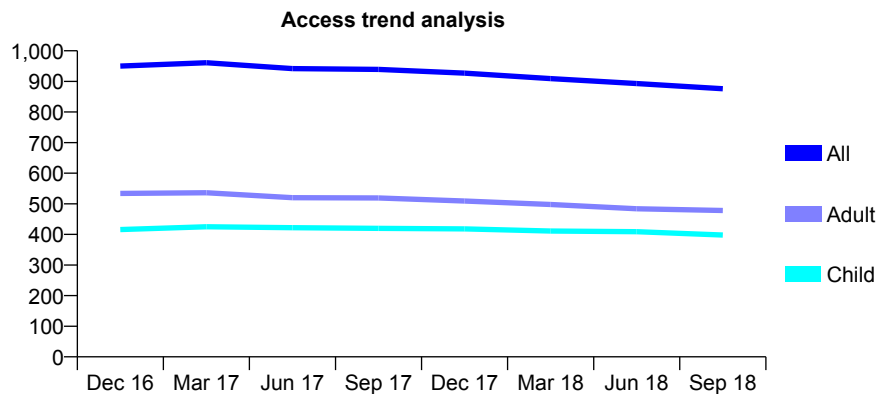
## Q60 - Vital Signs At a Glance Contract Report for 732370/0001 - September 2018

Name or company name	MR AE WOODCOCK
Contract type name	GDS Contract
Purpose of contract	General
Contract start date	01/04/2006
Contract end date	

18/19 Contracted general activity (UDA)	2,220
Carry forward general activity (UDA)	0
18/19 Contracted orthodontic activity (UOA)	0
Carry forward orthodontic activity (UOA)	0
Baseline contract value	£60,051.00

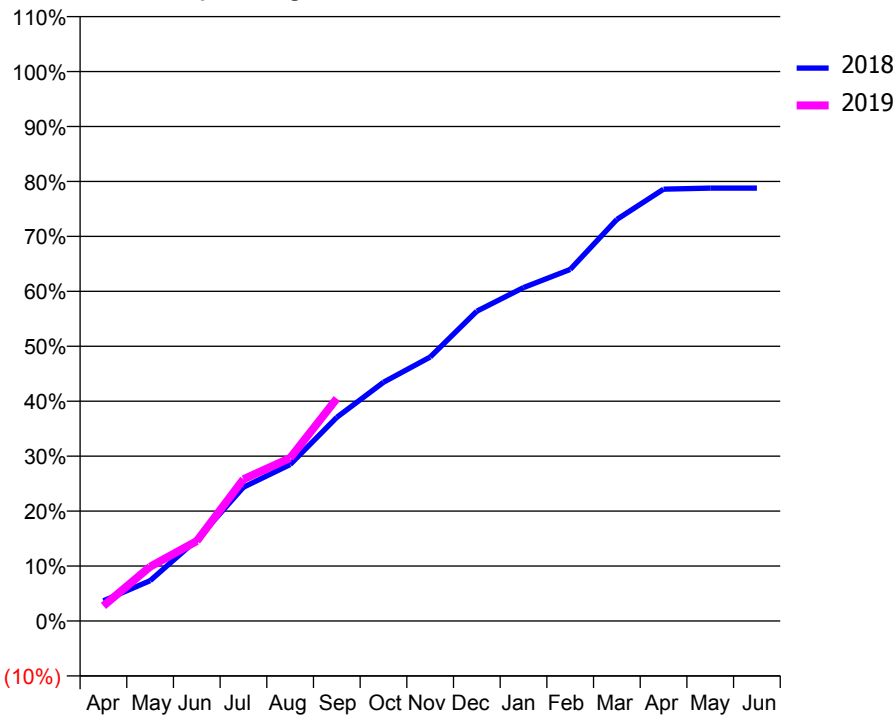
### ACCESS\*

Patients seen in 24 months	Total	Change since previous quarter
Quarter ending September 2017	939	
Quarter ending December 2017	927	↓
Quarter ending March 2018	909	↓
Quarter ending June 2018	893	↓
Quarter ending September 2018	876	↓
<b>Variance since September 2017</b>	<b>(6.7%)</b>	<b>↓</b>



### ACTIVITY

Cumulative percentage of contracted UDA delivered 2018 & 2019



Adjusted Scheduled Activity (UDA)		
Month	2018	2019
April	94	61
May	187	220
June	377	323
July	621	573
August	726	659
September	945	899
October	1,108	
November	1,225	
December	1,438	
January	1,547	
February	1,631	
March	1,863	
April	2,004	
May	2,009	
June	2,009	

### QUALITY

	Quantity	Base Number	Contract	AT	Region	England
% of FP17s for the same patient ID Re-attending within 3 months - Children	15	256	5.9%	9.8%	11.4%	11.6%
% of FP17s for the same patient ID Re-attending within 3 months - Adults	31	239	13.0%	13.2%	15.0%	15.5%
% of FP17s for the same patient ID Re-attending between 3 & 9 months - Children	41	256	16.0%	60.9%	59.9%	58.8%
% of FP17s for the same patient ID Re-attending between 3 & 9 months - Adults	68	239	28.5%	55.1%	52.0%	51.1%
% of FP17s for Band 1 Urgent Courses	19	419	4.5%	7.2%	8.0%	9.0%
% of FP17s Relating to Free Repair or Replacements	0	419	0.0%	0.9%	0.8%	0.8%
% of FP17s Relating to Continuations	10	419	2.4%	1.1%	0.9%	0.9%
% of Patients satisfied with the dentistry they have received	0	0	N/A	93.8%	93.5%	93.3%
% of Patients satisfied with the time they had to wait for an appointment	0	0	N/A	91.1%	89.1%	88.9%

\* This is based on patients treated on this contract for their most recent course of treatment. Figures in italics indicate the base number of FP17s or Patient Questionnaire responses are less than 100. N/A is shown where the base number of responses is less than 10 during the period. % is calculated as Quantity/Base number\*100

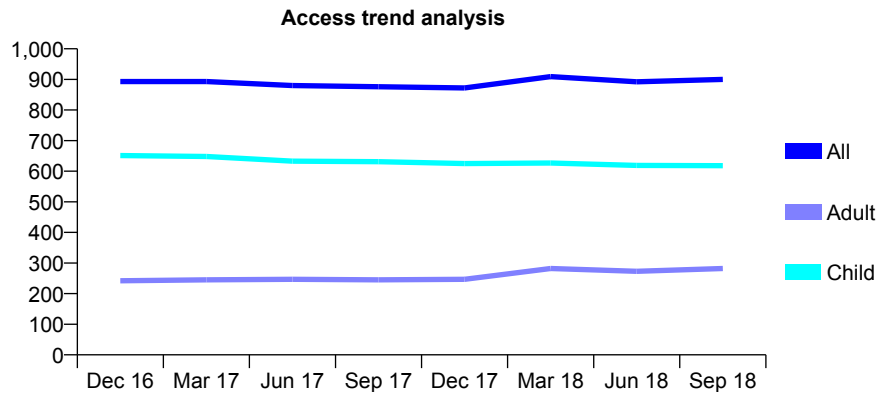
## Q60 - Vital Signs At a Glance Contract Report for 739618/0001 - September 2018

Name or company name	MR J LAMPARD
Contract type name	GDS Contract
Purpose of contract	General and Orthodontic
Contract start date	01/04/2006
Contract end date	

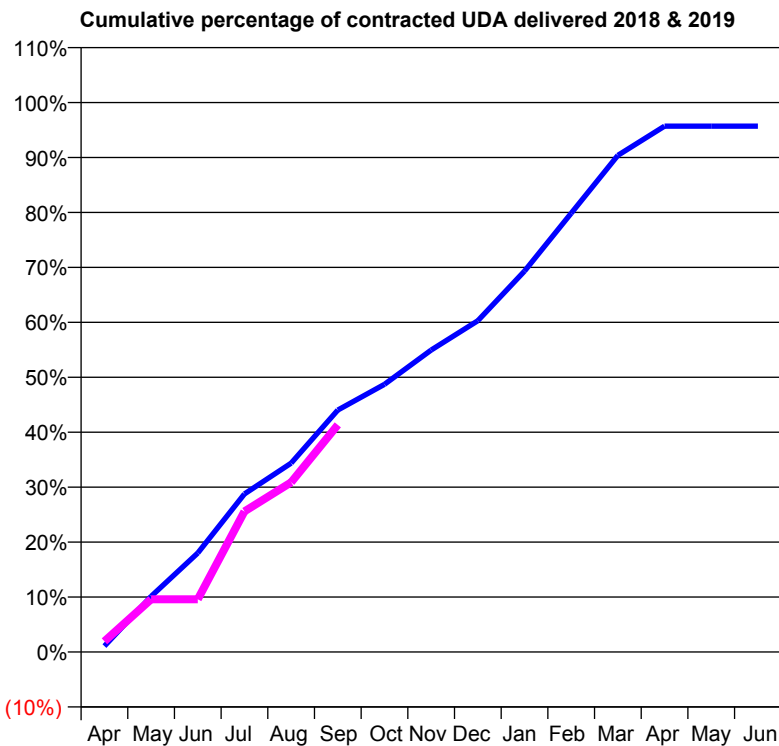
18/19 Contracted general activity (UDA)	1,850
Carry forward general activity (UDA)	0
18/19 Contracted orthodontic activity (UOA)	38
Carry forward orthodontic activity (UOA)	0
Baseline contract value	£50,078.66

### ACCESS\*

Patients seen in 24 months	Total	Change since previous quarter
Quarter ending September 2017	876	
Quarter ending December 2017	872	→
Quarter ending March 2018	909	↑
Quarter ending June 2018	892	↓
Quarter ending September 2018	900	→
<b>Variance since September 2017</b>	<b>2.7%</b>	<b>↑</b>



### ACTIVITY



Adjusted Scheduled Activity (UDA)		
Month	2018	2019
April	20	36
May	188	178
June	333	178
July	532	474
August	636	571
September	815	765
October	901	
November	1,016	
December	1,115	
January	1,282	
February	1,477	
March	1,672	
April	1,770	
May	1,770	
June	1,770	

### QUALITY

	Quantity	Base Number	Contract	AT	Region	England
% of FP17s for the same patient ID Re-attending within 3 months - Children	22	522	4.2%	9.8%	11.4%	11.6%
% of FP17s for the same patient ID Re-attending within 3 months - Adults	4	152	2.6%	13.2%	15.0%	15.5%
% of FP17s for the same patient ID Re-attending between 3 & 9 months - Children	404	522	77.4%	60.9%	59.9%	58.8%
% of FP17s for the same patient ID Re-attending between 3 & 9 months - Adults	85	152	55.9%	55.1%	52.0%	51.1%
% of FP17s for Band 1 Urgent Courses	14	600	2.3%	7.2%	8.0%	9.0%
% of FP17s Relating to Free Repair or Replacements	0	600	0.0%	0.9%	0.8%	0.8%
% of FP17s Relating to Continuations	0	600	0.0%	1.1%	0.9%	0.9%
% of Patients satisfied with the dentistry they have received	1	1	N/A	93.8%	93.5%	93.3%
% of Patients satisfied with the time they had to wait for an appointment	1	1	N/A	91.1%	89.1%	88.9%

\* This is based on patients treated on this contract for their most recent course of treatment. Figures in italics indicate the base number of FP17s or Patient Questionnaire responses are less than 100. N/A is shown where the base number of responses is less than 10 during the period. % is calculated as Quantity/Base number\*100



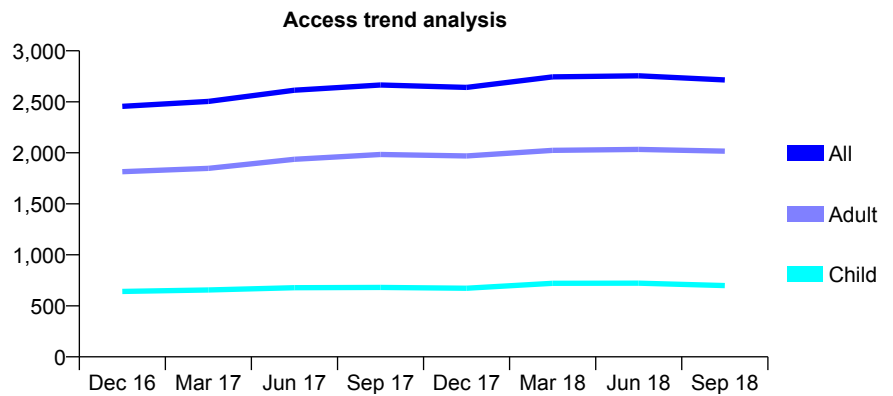
## Q60 - Vital Signs At a Glance Contract Report for 740993/0001 - September 2018

Name or company name	MR JC WONG
Contract type name	GDS Contract
Purpose of contract	General
Contract start date	01/04/2006
Contract end date	

18/19 Contracted general activity (UDA)	8,120
Carry forward general activity (UDA)	-162
18/19 Contracted orthodontic activity (UOA)	0
Carry forward orthodontic activity (UOA)	0
Baseline contract value	£234,876.39

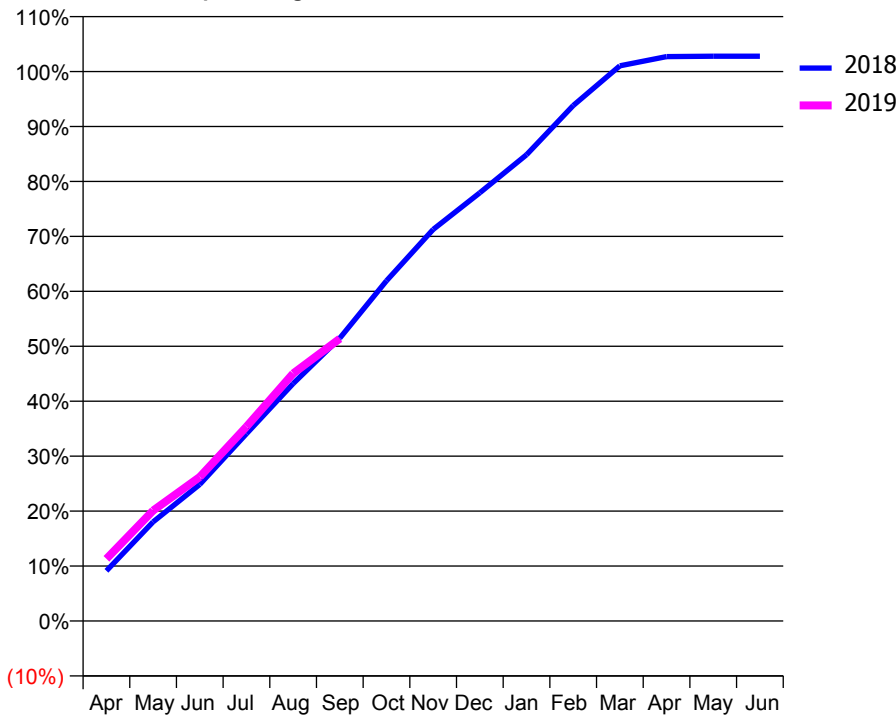
### ACCESS\*

Patients seen in 24 months	Total	Change since previous quarter
Quarter ending September 2017	2,665	
Quarter ending December 2017	2,641	→
Quarter ending March 2018	2,745	↑
Quarter ending June 2018	2,755	→
Quarter ending September 2018	2,715	↓
<b>Variance since September 2017</b>	<b>1.9%</b>	<b>→</b>



### ACTIVITY

Cumulative percentage of contracted UDA delivered 2018 & 2019



Month	Adjusted Scheduled Activity (UDA)	
	2018	2019
April	742	919
May	1,466	1,633
June	2,018	2,130
July	2,768	2,872
August	3,509	3,657
September	4,180	4,172
October	5,028	
November	5,787	
December	6,329	
January	6,889	
February	7,617	
March	8,204	
April	8,341	
May	8,346	
June	8,346	

### QUALITY

	Quantity	Base Number	Contract	AT	Region	England
% of FP17s for the same patient ID Re-attending within 3 months - Children	29	595	4.9%	9.8%	11.4%	11.6%
% of FP17s for the same patient ID Re-attending within 3 months - Adults	192	1,731	11.1%	13.2%	15.0%	15.5%
% of FP17s for the same patient ID Re-attending between 3 & 9 months - Children	394	595	66.2%	60.9%	59.9%	58.8%
% of FP17s for the same patient ID Re-attending between 3 & 9 months - Adults	1,134	1,731	65.5%	55.1%	52.0%	51.1%
% of FP17s for Band 1 Urgent Courses	188	2,228	8.4%	7.2%	8.0%	9.0%
% of FP17s Relating to Free Repair or Replacements	11	2,228	0.5%	0.9%	0.8%	0.8%
% of FP17s Relating to Continuations	17	2,228	0.8%	1.1%	0.9%	0.9%
% of Patients satisfied with the dentistry they have received	3	3	N/A	93.8%	93.5%	93.3%
% of Patients satisfied with the time they had to wait for an appointment	3	3	N/A	91.1%	89.1%	88.9%

\* This is based on patients treated on this contract for their most recent course of treatment. Figures in italics indicate the base number of FP17s or Patient Questionnaire responses are less than 100. N/A is shown where the base number of responses is less than 10 during the period. % is calculated as Quantity/Base number\*100

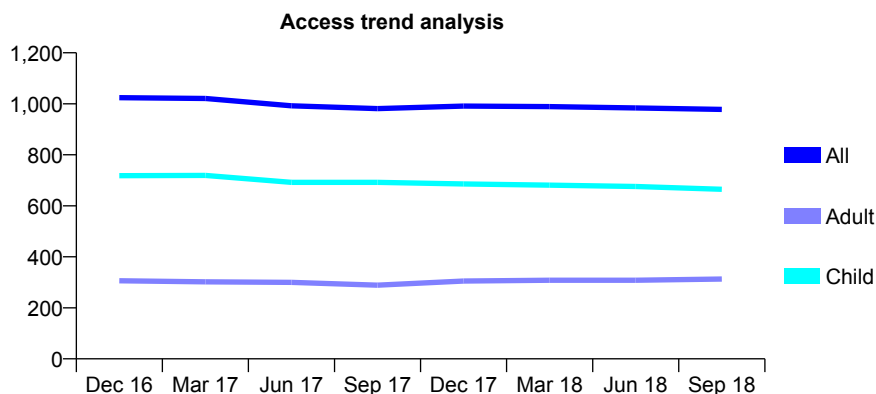
## Q60 - Vital Signs At a Glance Contract Report for 741361/0001 - September 2018

Name or company name	MISS SM BATHO
Contract type name	GDS Contract
Purpose of contract	General
Contract start date	01/04/2006
Contract end date	

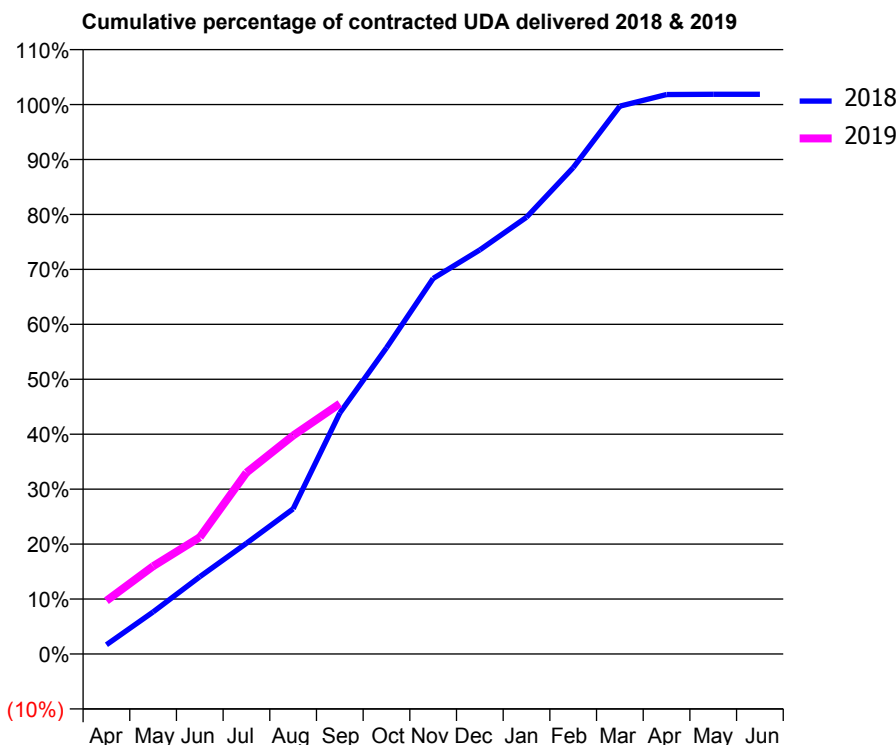
18/19 Contracted general activity (UDA)	2,100
Carry forward general activity (UDA)	-39
18/19 Contracted orthodontic activity (UOA)	0
Carry forward orthodontic activity (UOA)	0
Baseline contract value	£47,208.00

### ACCESS\*

Patients seen in 24 months	Total	Change since previous quarter
Quarter ending September 2017	981	
Quarter ending December 2017	991	→
Quarter ending March 2018	989	→
Quarter ending June 2018	984	→
Quarter ending September 2018	978	→
<b>Variance since September 2017</b>	<b>(0.3%)</b>	→



### ACTIVITY



Month	Adjusted Scheduled Activity (UDA)	
	2018	2019
April	35	203
May	161	335
June	295	446
July	423	693
August	555	835
September	921	957
October	1,170	
November	1,435	
December	1,544	
January	1,669	
February	1,859	
March	2,094	
April	2,138	
May	2,139	
June	2,139	

### QUALITY

	Quantity	Base Number	Contract	AT	Region	England
% of FP17s for the same patient ID Re-attending within 3 months - Children	24	428	5.6%	9.8%	11.4%	11.6%
% of FP17s for the same patient ID Re-attending within 3 months - Adults	36	199	18.1%	13.2%	15.0%	15.5%
% of FP17s for the same patient ID Re-attending between 3 & 9 months - Children	262	428	61.2%	60.9%	59.9%	58.8%
% of FP17s for the same patient ID Re-attending between 3 & 9 months - Adults	99	199	49.7%	55.1%	52.0%	51.1%
% of FP17s for Band 1 Urgent Courses	36	589	6.1%	7.2%	8.0%	9.0%
% of FP17s Relating to Free Repair or Replacements	0	589	0.0%	0.9%	0.8%	0.8%
% of FP17s Relating to Continuations	0	589	0.0%	1.1%	0.9%	0.9%
% of Patients satisfied with the dentistry they have received	0	0	N/A	93.8%	93.5%	93.3%
% of Patients satisfied with the time they had to wait for an appointment	0	0	N/A	91.1%	89.1%	88.9%

\* This is based on patients treated on this contract for their most recent course of treatment. Figures in italics indicate the base number of FP17s or Patient Questionnaire responses are less than 100. N/A is shown where the base number of responses is less than 10 during the period. % is calculated as Quantity/Base number\*100

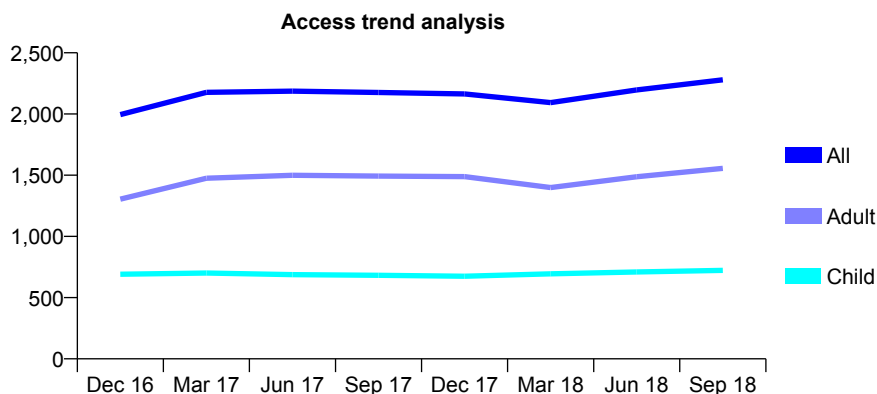
## Q60 - Vital Signs At a Glance Contract Report for 741396/0001 - September 2018

Name or company name	MR D CHILCOTT
Contract type name	GDS Contract
Purpose of contract	General
Contract start date	01/04/2006
Contract end date	

18/19 Contracted general activity (UDA)	6,679
Carry forward general activity (UDA)	-89
18/19 Contracted orthodontic activity (UOA)	0
Carry forward orthodontic activity (UOA)	0
Baseline contract value	£174,310.89

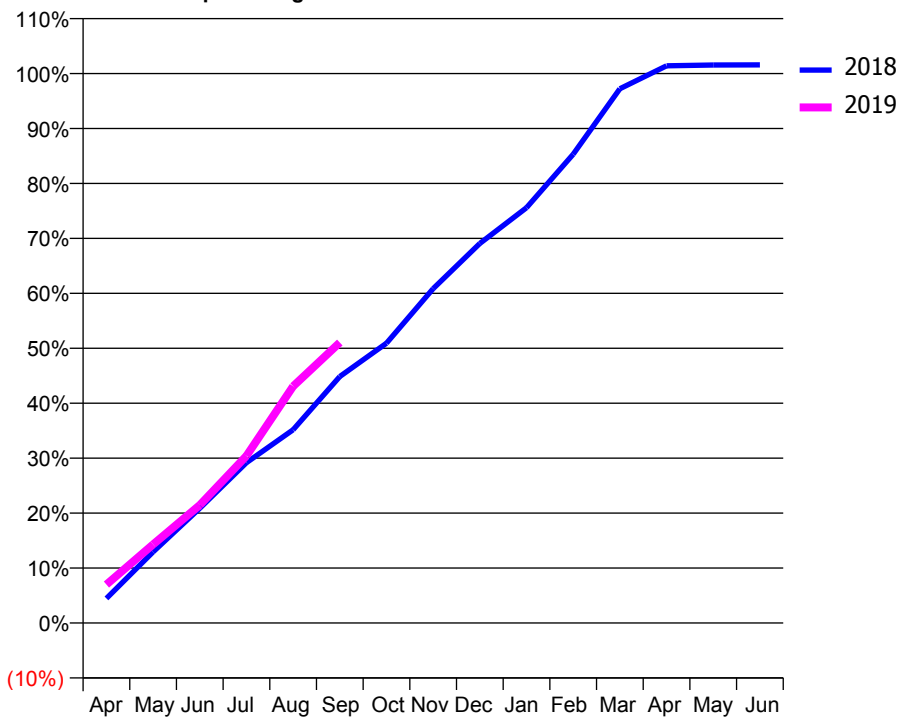
### ACCESS\*

Patients seen in 24 months	Total	Change since previous quarter
Quarter ending September 2017	2,176	
Quarter ending December 2017	2,164	→
Quarter ending March 2018	2,093	↓
Quarter ending June 2018	2,197	↑
Quarter ending September 2018	2,279	↑
<b>Variance since September 2017</b>	<b>4.7%</b>	<b>↑</b>



### ACTIVITY

Cumulative percentage of contracted UDA delivered 2018 & 2019



Month	Adjusted Scheduled Activity (UDA)	
	2018	2019
April	254	467
May	736	956
June	1,186	1,433
July	1,657	2,032
August	1,998	2,878
September	2,548	3,410
October	2,892	
November	3,456	
December	3,923	
January	4,292	
February	4,845	
March	5,522	
April	5,759	
May	5,767	
June	5,768	

### QUALITY

	Quantity	Base Number	Contract	AT	Region	England
% of FP17s for the same patient ID Re-attending within 3 months - Children	35	634	5.5%	9.8%	11.4%	11.6%
% of FP17s for the same patient ID Re-attending within 3 months - Adults	137	1,187	11.5%	13.2%	15.0%	15.5%
% of FP17s for the same patient ID Re-attending between 3 & 9 months - Children	416	634	65.6%	60.9%	59.9%	58.8%
% of FP17s for the same patient ID Re-attending between 3 & 9 months - Adults	650	1,187	54.8%	55.1%	52.0%	51.1%
% of FP17s for Band 1 Urgent Courses	14	1,704	0.8%	7.2%	8.0%	9.0%
% of FP17s Relating to Free Repair or Replacements	19	1,704	1.1%	0.9%	0.8%	0.8%
% of FP17s Relating to Continuations	23	1,704	1.3%	1.1%	0.9%	0.9%
% of Patients satisfied with the dentistry they have received	2	2	N/A	93.8%	93.5%	93.3%
% of Patients satisfied with the time they had to wait for an appointment	2	2	N/A	91.1%	89.1%	88.9%

\* This is based on patients treated on this contract for their most recent course of treatment. Figures in italics indicate the base number of FP17s or Patient Questionnaire responses are less than 100. N/A is shown where the base number of responses is less than 10 during the period. % is calculated as Quantity/Base number\*100

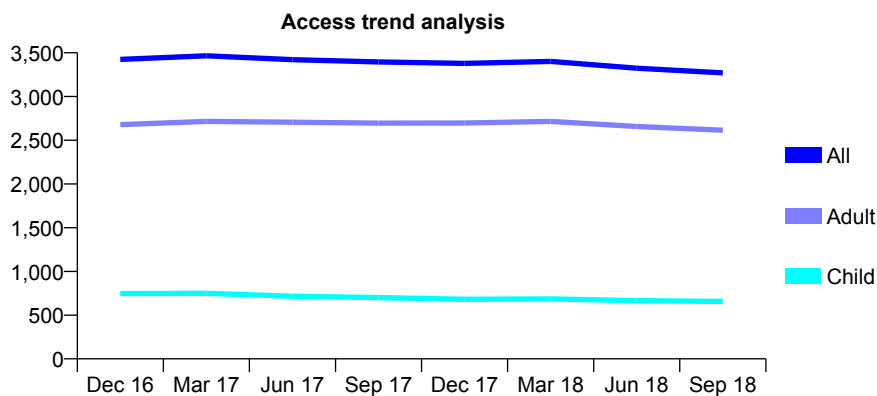
## Q60 - Vital Signs At a Glance Contract Report for 745804/0001 - September 2018

Name or company name	MR YM TSO
Contract type name	GDS Contract
Purpose of contract	General
Contract start date	01/04/2006
Contract end date	

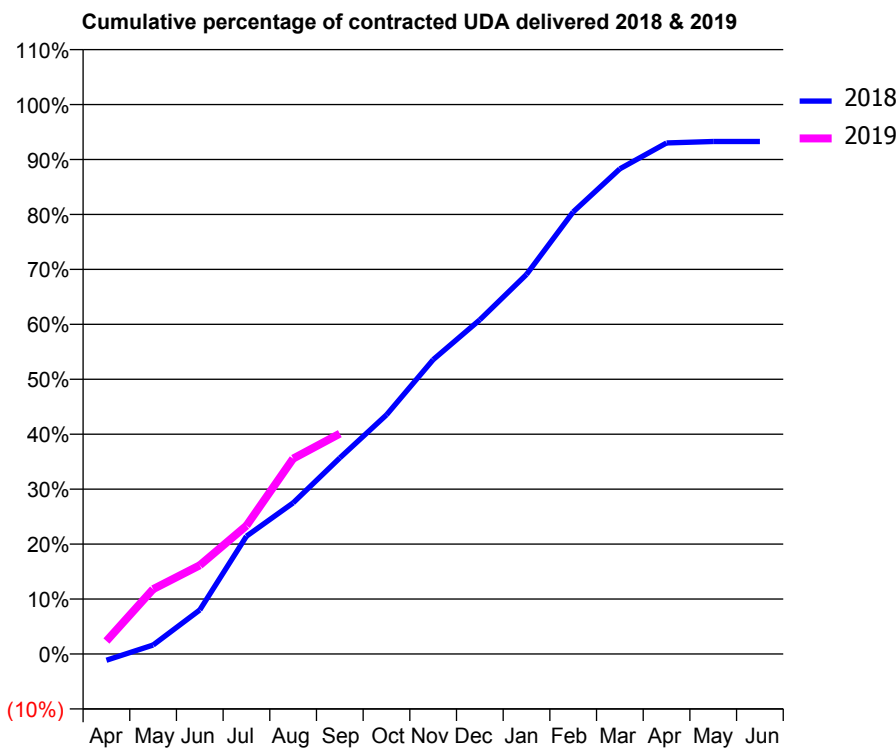
18/19 Contracted general activity (UDA)	8,200
Carry forward general activity (UDA)	0
18/19 Contracted orthodontic activity (UOA)	0
Carry forward orthodontic activity (UOA)	0
Baseline contract value	£239,108.40

### ACCESS\*

Patients seen in 24 months	Total	Change since previous quarter
Quarter ending September 2017	3,396	
Quarter ending December 2017	3,378	→
Quarter ending March 2018	3,401	→
Quarter ending June 2018	3,324	↓
Quarter ending September 2018	3,270	↓
<b>Variance since September 2017</b>	<b>(3.7%)</b>	<b>↓</b>



### ACTIVITY



Month	Adjusted Scheduled Activity (UDA)	
	2018	2019
April	-95	194
May	134	969
June	657	1,325
July	1,758	1,916
August	2,256	2,917
September	2,926	3,289
October	3,570	
November	4,393	
December	4,987	
January	5,663	
February	6,597	
March	7,241	
April	7,627	
May	7,648	
June	7,648	

### QUALITY

	Quantity	Base Number	Contract	AT	Region	England
% of FP17s for the same patient ID Re-attending within 3 months - Children	11	363	3.0%	9.8%	11.4%	11.6%
% of FP17s for the same patient ID Re-attending within 3 months - Adults	135	1,342	10.1%	13.2%	15.0%	15.5%
% of FP17s for the same patient ID Re-attending between 3 & 9 months - Children	107	363	29.5%	60.9%	59.9%	58.8%
% of FP17s for the same patient ID Re-attending between 3 & 9 months - Adults	356	1,342	26.5%	55.1%	52.0%	51.1%
% of FP17s for Band 1 Urgent Courses	156	1,506	10.4%	7.2%	8.0%	9.0%
% of FP17s Relating to Free Repair or Replacements	7	1,506	0.5%	0.9%	0.8%	0.8%
% of FP17s Relating to Continuations	9	1,506	0.6%	1.1%	0.9%	0.9%
% of Patients satisfied with the dentistry they have received	3	3	N/A	93.8%	93.5%	93.3%
% of Patients satisfied with the time they had to wait for an appointment	3	3	N/A	91.1%	89.1%	88.9%

\* This is based on patients treated on this contract for their most recent course of treatment. Figures in italics indicate the base number of FP17s or Patient Questionnaire responses are less than 100. N/A is shown where the base number of responses is less than 10 during the period. % is calculated as Quantity/Base number\*100

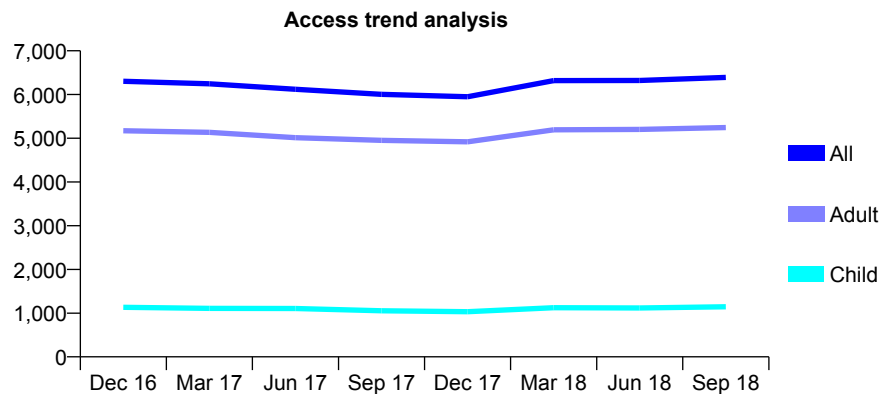
## Q60 - Vital Signs At a Glance Contract Report for 749559/0001 - September 2018

Name or company name	MR JC PREECE
Contract type name	GDS Contract
Purpose of contract	General
Contract start date	01/04/2006
Contract end date	

18/19 Contracted general activity (UDA)	19,778
Carry forward general activity (UDA)	0
18/19 Contracted orthodontic activity (UOA)	0
Carry forward orthodontic activity (UOA)	0
Baseline contract value	£567,448.17

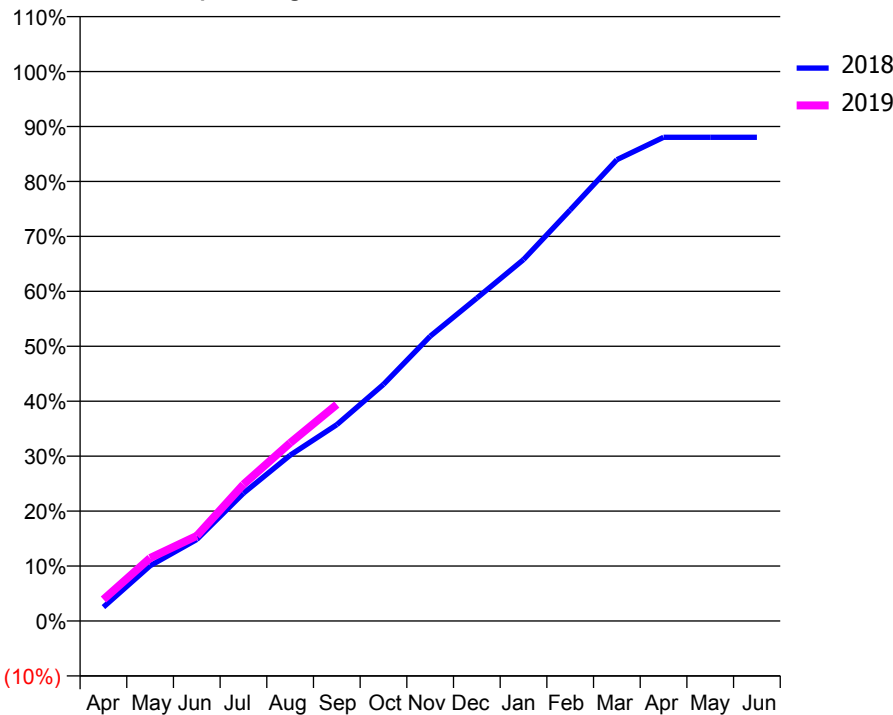
### ACCESS\*

Patients seen in 24 months	Total	Change since previous quarter
Quarter ending September 2017	6,004	
Quarter ending December 2017	5,948	→
Quarter ending March 2018	6,317	↑
Quarter ending June 2018	6,321	→
Quarter ending September 2018	6,392	→
<b>Variance since September 2017</b>	<b>6.5%</b>	<b>↑</b>



### ACTIVITY

Cumulative percentage of contracted UDA delivered 2018 & 2019



Adjusted Scheduled Activity (UDA)		
Month	2018	2019
April	500	777
May	1,990	2,269
June	2,933	3,062
July	4,598	4,919
August	5,966	6,410
September	7,066	7,793
October	8,518	
November	10,250	
December	11,620	
January	13,009	
February	14,792	
March	16,606	
April	17,412	
May	17,410	
June	17,410	

### QUALITY

	Quantity	Base Number	Contract	AT	Region	England
% of FP17s for the same patient ID Re-attending within 3 months - Children	49	948	5.2%	9.8%	11.4%	11.6%
% of FP17s for the same patient ID Re-attending within 3 months - Adults	466	4,189	11.1%	13.2%	15.0%	15.5%
% of FP17s for the same patient ID Re-attending between 3 & 9 months - Children	617	948	65.1%	60.9%	59.9%	58.8%
% of FP17s for the same patient ID Re-attending between 3 & 9 months - Adults	2,914	4,189	69.6%	55.1%	52.0%	51.1%
% of FP17s for Band 1 Urgent Courses	334	4,800	7.0%	7.2%	8.0%	9.0%
% of FP17s Relating to Free Repair or Replacements	35	4,800	0.7%	0.9%	0.8%	0.8%
% of FP17s Relating to Continuations	29	4,800	0.6%	1.1%	0.9%	0.9%
% of Patients satisfied with the dentistry they have received	6	6	N/A	93.8%	93.5%	93.3%
% of Patients satisfied with the time they had to wait for an appointment	5	6	N/A	91.1%	89.1%	88.9%

\* This is based on patients treated on this contract for their most recent course of treatment. Figures in italics indicate the base number of FP17s or Patient Questionnaire responses are less than 100. N/A is shown where the base number of responses is less than 10 during the period. % is calculated as Quantity/Base number\*100

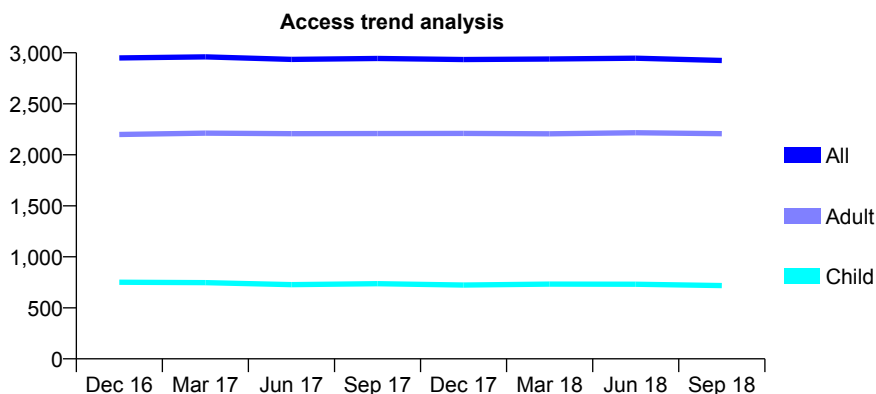
## Q60 - Vital Signs At a Glance Contract Report for 755362/0001 - September 2018

Name or company name	MR KS HUGHES
Contract type name	GDS Contract
Purpose of contract	General
Contract start date	01/04/2006
Contract end date	

18/19 Contracted general activity (UDA)	9,315
Carry forward general activity (UDA)	335
18/19 Contracted orthodontic activity (UOA)	0
Carry forward orthodontic activity (UOA)	0
Baseline contract value	£250,954.46

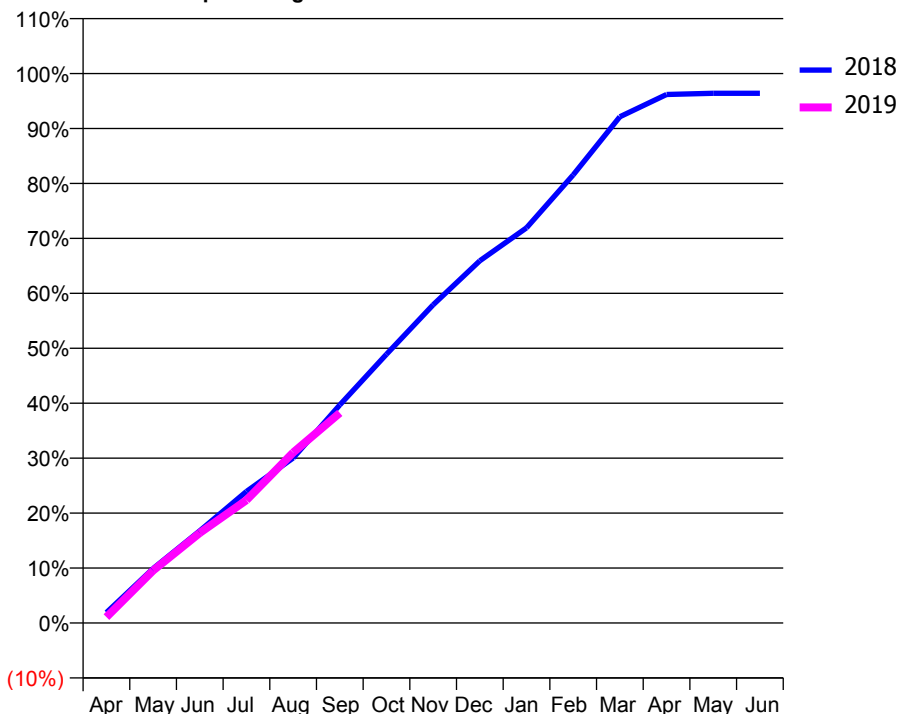
### ACCESS\*

Patients seen in 24 months	Total	Change since previous quarter
Quarter ending September 2017	2,945	
Quarter ending December 2017	2,934	→
Quarter ending March 2018	2,939	→
Quarter ending June 2018	2,947	→
Quarter ending September 2018	2,925	→
<b>Variance since September 2017</b>	<b>(0.7%)</b>	<b>→</b>



### ACTIVITY

Cumulative percentage of contracted UDA delivered 2018 & 2019



Month	Adjusted Scheduled Activity (UDA)	
	2018	2019
April	178	101
May	923	890
June	1,563	1,527
July	2,229	2,084
August	2,798	2,891
September	3,696	3,562
October	4,556	
November	5,394	
December	6,140	
January	6,699	
February	7,596	
March	8,581	
April	8,960	
May	8,980	
June	8,980	

### QUALITY

	Quantity	Base Number	Contract	AT	Region	England
% of FP17s for the same patient ID Re-attending within 3 months - Children	57	642	8.9%	9.8%	11.4%	11.6%
% of FP17s for the same patient ID Re-attending within 3 months - Adults	222	1,695	13.1%	13.2%	15.0%	15.5%
% of FP17s for the same patient ID Re-attending between 3 & 9 months - Children	485	642	75.5%	60.9%	59.9%	58.8%
% of FP17s for the same patient ID Re-attending between 3 & 9 months - Adults	1,060	1,695	62.5%	55.1%	52.0%	51.1%
% of FP17s for Band 1 Urgent Courses	153	2,115	7.2%	7.2%	8.0%	9.0%
% of FP17s Relating to Free Repair or Replacements	28	2,115	1.3%	0.9%	0.8%	0.8%
% of FP17s Relating to Continuations	22	2,115	1.0%	1.1%	0.9%	0.9%
% of Patients satisfied with the dentistry they have received	4	4	N/A	93.8%	93.5%	93.3%
% of Patients satisfied with the time they had to wait for an appointment	4	4	N/A	91.1%	89.1%	88.9%

\* This is based on patients treated on this contract for their most recent course of treatment. Figures in italics indicate the base number of FP17s or Patient Questionnaire responses are less than 100. N/A is shown where the base number of responses is less than 10 during the period. % is calculated as Quantity/Base number\*100

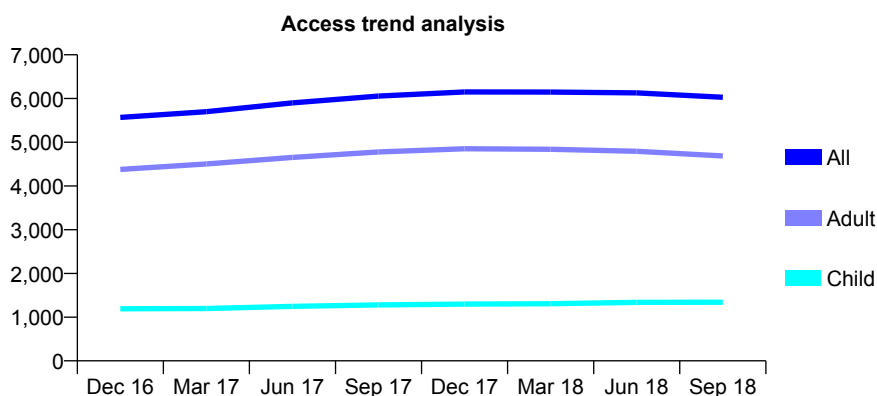
## Q60 - Vital Signs At a Glance Contract Report for 762571/0001 - September 2018

Name or company name	Cleobury Dental Practice Partnership
Contract type name	GDS Contract
Purpose of contract	General
Contract start date	01/12/2011
Contract end date	

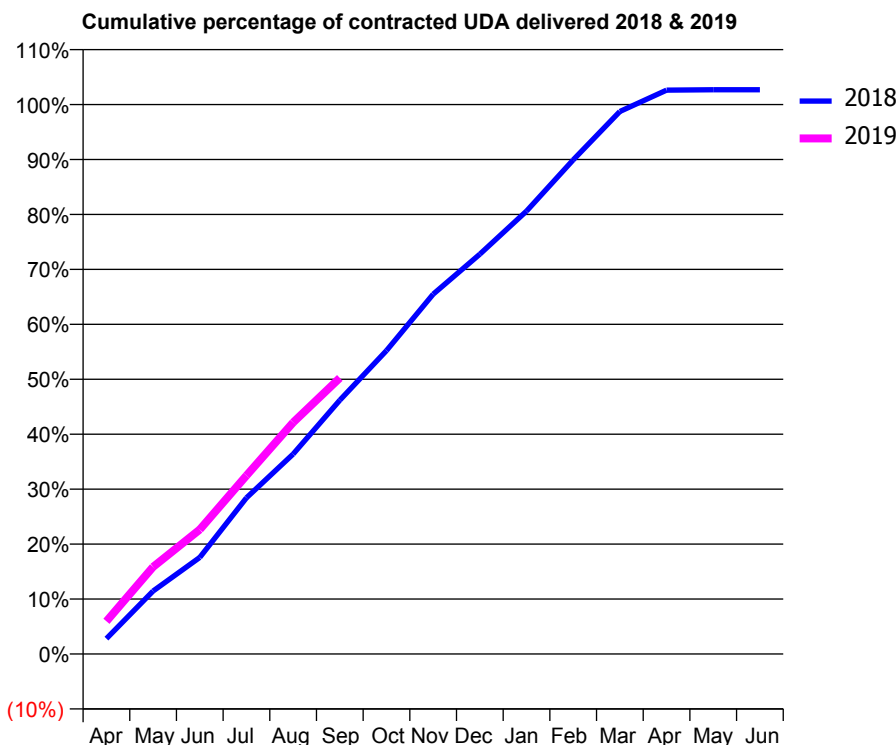
18/19 Contracted general activity (UDA)	15,000
Carry forward general activity (UDA)	-300
18/19 Contracted orthodontic activity (UOA)	0
Carry forward orthodontic activity (UOA)	0
Baseline contract value	£391,317.35

### ACCESS\*

Patients seen in 24 months	Total	Change since previous quarter
Quarter ending September 2017	6,055	
Quarter ending December 2017	6,150	→
Quarter ending March 2018	6,146	→
Quarter ending June 2018	6,128	→
Quarter ending September 2018	6,029	↓
<b>Variance since September 2017</b>	<b>(0.4%)</b>	→



### ACTIVITY



Month	Adjusted Scheduled Activity (UDA)	
	2018	2019
April	422	894
May	1,721	2,378
June	2,637	3,397
July	4,264	4,874
August	5,458	6,321
September	6,928	7,535
October	8,284	
November	9,823	
December	10,913	
January	12,090	
February	13,488	
March	14,810	
April	15,392	
May	15,401	
June	15,402	

### QUALITY

	Quantity	Base Number	Contract	AT	Region	England
% of FP17s for the same patient ID Re-attending within 3 months - Children	70	1,086	6.4%	9.8%	11.4%	11.6%
% of FP17s for the same patient ID Re-attending within 3 months - Adults	368	3,552	10.4%	13.2%	15.0%	15.5%
% of FP17s for the same patient ID Re-attending between 3 & 9 months - Children	712	1,086	65.6%	60.9%	59.9%	58.8%
% of FP17s for the same patient ID Re-attending between 3 & 9 months - Adults	2,195	3,552	61.8%	55.1%	52.0%	51.1%
% of FP17s for Band 1 Urgent Courses	211	3,900	5.4%	7.2%	8.0%	9.0%
% of FP17s Relating to Free Repair or Replacements	33	3,900	0.8%	0.9%	0.8%	0.8%
% of FP17s Relating to Continuations	25	3,900	0.6%	1.1%	0.9%	0.9%
% of Patients satisfied with the dentistry they have received	4	4	N/A	93.8%	93.5%	93.3%
% of Patients satisfied with the time they had to wait for an appointment	3	4	N/A	91.1%	89.1%	88.9%

\* This is based on patients treated on this contract for their most recent course of treatment. Figures in italics indicate the base number of FP17s or Patient Questionnaire responses are less than 100. N/A is shown where the base number of responses is less than 10 during the period. % is calculated as Quantity/Base number\*100

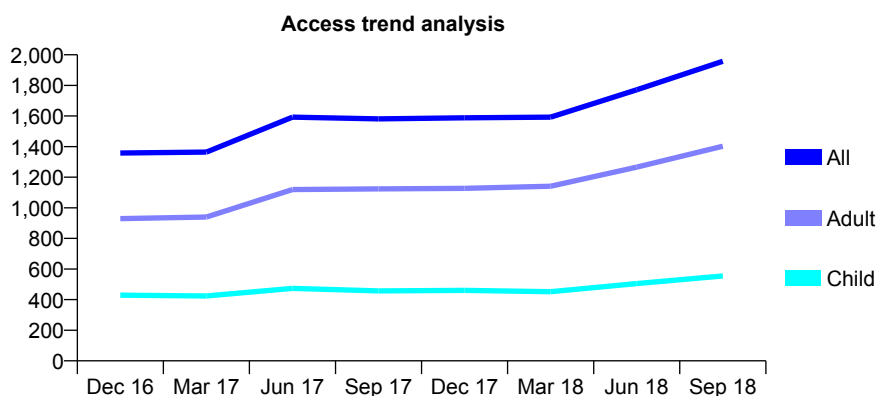
## Q60 - Vital Signs At a Glance Contract Report for 762776/0001 - September 2018

Name or company name	MR A SHAMSI
Contract type name	GDS Contract
Purpose of contract	General
Contract start date	01/04/2006
Contract end date	

18/19 Contracted general activity (UDA)	8,500
Carry forward general activity (UDA)	-112
18/19 Contracted orthodontic activity (UOA)	0
Carry forward orthodontic activity (UOA)	0
Baseline contract value	£219,438.75

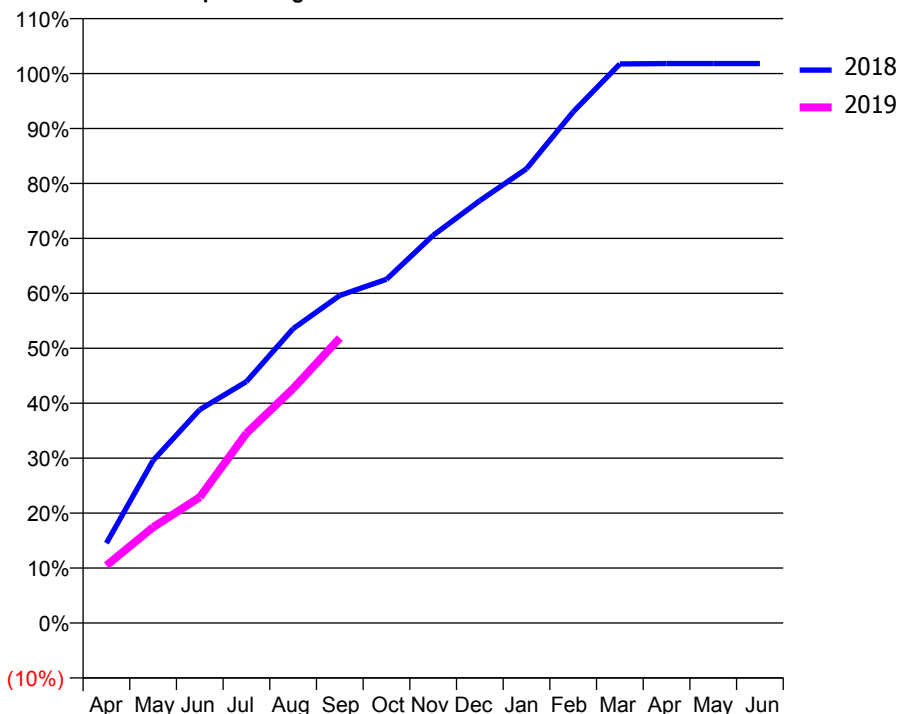
### ACCESS\*

Patients seen in 24 months	Total	Change since previous quarter
Quarter ending September 2017	1,581	
Quarter ending December 2017	1,588	→
Quarter ending March 2018	1,593	→
Quarter ending June 2018	1,771	↑
Quarter ending September 2018	1,958	↑
<b>Variance since September 2017</b>	<b>23.8%</b>	<b>↑</b>



### ACTIVITY

Cumulative percentage of contracted UDA delivered 2018 & 2019



Month	Adjusted Scheduled Activity (UDA)	
	2018	2019
April	897	890
May	1,829	1,482
June	2,399	1,947
July	2,714	2,936
August	3,310	3,628
September	3,683	4,410
October	3,864	
November	4,359	
December	4,748	
January	5,108	
February	5,747	
March	6,286	
April	6,290	
May	6,290	
June	6,290	

### QUALITY

	Quantity	Base Number	Contract	AT	Region	England
% of FP17s for the same patient ID Re-attending within 3 months - Children	10	364	2.7%	9.8%	11.4%	11.6%
% of FP17s for the same patient ID Re-attending within 3 months - Adults	78	901	8.7%	13.2%	15.0%	15.5%
% of FP17s for the same patient ID Re-attending between 3 & 9 months - Children	125	364	34.3%	60.9%	59.9%	58.8%
% of FP17s for the same patient ID Re-attending between 3 & 9 months - Adults	332	901	36.8%	55.1%	52.0%	51.1%
% of FP17s for Band 1 Urgent Courses	20	1,264	1.6%	7.2%	8.0%	9.0%
% of FP17s Relating to Free Repair or Replacements	0	1,264	0.0%	0.9%	0.8%	0.8%
% of FP17s Relating to Continuations	2	1,264	0.2%	1.1%	0.9%	0.9%
% of Patients satisfied with the dentistry they have received	2	2	N/A	93.8%	93.5%	93.3%
% of Patients satisfied with the time they had to wait for an appointment	2	2	N/A	91.1%	89.1%	88.9%

\* This is based on patients treated on this contract for their most recent course of treatment. Figures in italics indicate the base number of FP17s or Patient Questionnaire responses are less than 100. N/A is shown where the base number of responses is less than 10 during the period. % is calculated as Quantity/Base number\*100



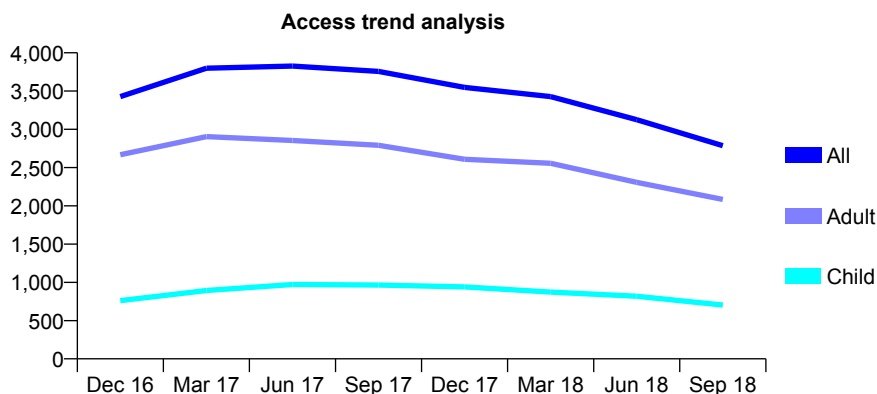
## Q60 - Vital Signs At a Glance Contract Report for 764442/0003 - September 2018

Name or company name	MR KS GAKHAL
Contract type name	GDS Contract
Purpose of contract	General
Contract start date	01/01/2012
Contract end date	

18/19 Contracted general activity (UDA)	9,882
Carry forward general activity (UDA)	0
18/19 Contracted orthodontic activity (UOA)	0
Carry forward orthodontic activity (UOA)	0
Baseline contract value	£266,407.73

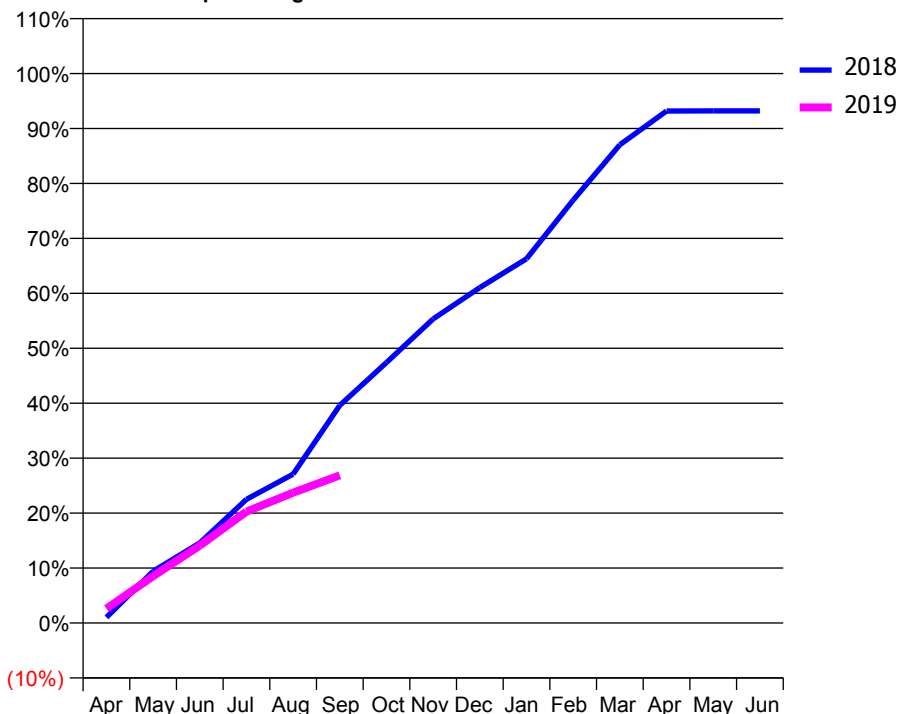
### ACCESS\*

Patients seen in 24 months	Total	Change since previous quarter
Quarter ending September 2017	3,756	
Quarter ending December 2017	3,548	↓
Quarter ending March 2018	3,428	↓
Quarter ending June 2018	3,126	↓
Quarter ending September 2018	2,786	↓
<b>Variance since September 2017</b>	<b>(25.8%)</b>	<b>↓</b>



### ACTIVITY

Cumulative percentage of contracted UDA delivered 2018 & 2019



Month	Adjusted Scheduled Activity (UDA)	
	2018	2019
April	102	258
May	931	843
June	1,439	1,393
July	2,223	2,004
August	2,678	2,344
September	3,915	2,656
October	4,684	
November	5,468	
December	6,031	
January	6,551	
February	7,606	
March	8,600	
April	9,208	
May	9,211	
June	9,211	

### QUALITY

	Quantity	Base Number	Contract	AT	Region	England
% of FP17s for the same patient ID Re-attending within 3 months - Children	7	337	2.1%	9.8%	11.4%	11.6%
% of FP17s for the same patient ID Re-attending within 3 months - Adults	42	811	5.2%	13.2%	15.0%	15.5%
% of FP17s for the same patient ID Re-attending between 3 & 9 months - Children	130	337	38.6%	60.9%	59.9%	58.8%
% of FP17s for the same patient ID Re-attending between 3 & 9 months - Adults	325	811	40.1%	55.1%	52.0%	51.1%
% of FP17s for Band 1 Urgent Courses	66	959	6.9%	7.2%	8.0%	9.0%
% of FP17s Relating to Free Repair or Replacements	11	959	1.1%	0.9%	0.8%	0.8%
% of FP17s Relating to Continuations	4	959	0.4%	1.1%	0.9%	0.9%
% of Patients satisfied with the dentistry they have received	1	2	N/A	93.8%	93.5%	93.3%
% of Patients satisfied with the time they had to wait for an appointment	2	2	N/A	91.1%	89.1%	88.9%

\* This is based on patients treated on this contract for their most recent course of treatment. Figures in italics indicate the base number of FP17s or Patient Questionnaire responses are less than 100. N/A is shown where the base number of responses is less than 10 during the period. % is calculated as Quantity/Base number\*100

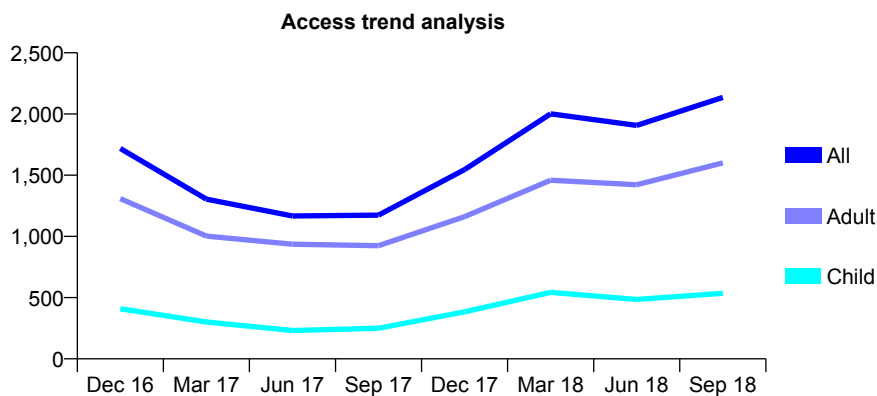
## Q60 - Vital Signs At a Glance Contract Report for 764442/0004 - September 2018

Name or company name	MR KS GAKHAL
Contract type name	PDS Contract
Purpose of contract	General
Contract start date	01/01/2012
Contract end date	31/12/2021

18/19 Contracted general activity (UDA)	5,401
Carry forward general activity (UDA)	2
18/19 Contracted orthodontic activity (UOA)	0
Carry forward orthodontic activity (UOA)	0
Baseline contract value	£150,212.70

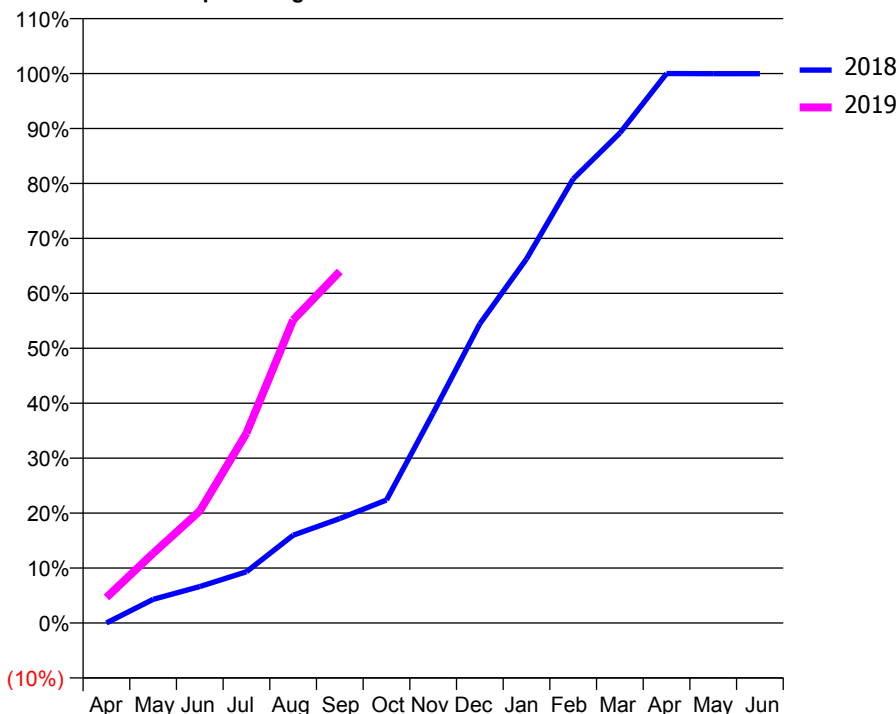
### ACCESS\*

Patients seen in 24 months	Total	Change since previous quarter
Quarter ending September 2017	1,174	
Quarter ending December 2017	1,546	↑
Quarter ending March 2018	2,002	↑
Quarter ending June 2018	1,907	↓
Quarter ending September 2018	2,136	↑
<b>Variance since September 2017</b>	<b>81.9%</b>	<b>↑</b>



### ACTIVITY

Cumulative percentage of contracted UDA delivered 2018 & 2019



Month	Adjusted Scheduled Activity (UDA)	
	2018	2019
April	0	251
May	233	684
June	359	1,101
July	503	1,866
August	863	2,978
September	1,027	3,456
October	1,210	
November	2,064	
December	2,942	
January	3,578	
February	4,365	
March	4,816	
April	5,401	
May	5,399	
June	5,399	

### QUALITY

	Quantity	Base Number	Contract	AT	Region	England
% of FP17s for the same patient ID Re-attending within 3 months - Children	31	511	6.1%	9.8%	11.4%	11.6%
% of FP17s for the same patient ID Re-attending within 3 months - Adults	130	1,398	9.3%	13.2%	15.0%	15.5%
% of FP17s for the same patient ID Re-attending between 3 & 9 months - Children	44	511	8.6%	60.9%	59.9%	58.8%
% of FP17s for the same patient ID Re-attending between 3 & 9 months - Adults	71	1,398	5.1%	55.1%	52.0%	51.1%
% of FP17s for Band 1 Urgent Courses	595	1,688	35.2%	7.2%	8.0%	9.0%
% of FP17s Relating to Free Repair or Replacements	5	1,688	0.3%	0.9%	0.8%	0.8%
% of FP17s Relating to Continuations	28	1,688	1.7%	1.1%	0.9%	0.9%
% of Patients satisfied with the dentistry they have received	2	2	N/A	93.8%	93.5%	93.3%
% of Patients satisfied with the time they had to wait for an appointment	2	2	N/A	91.1%	89.1%	88.9%

\* This is based on patients treated on this contract for their most recent course of treatment. Figures in italics indicate the base number of FP17s or Patient Questionnaire responses are less than 100. N/A is shown where the base number of responses is less than 10 during the period. % is calculated as Quantity/Base number\*100

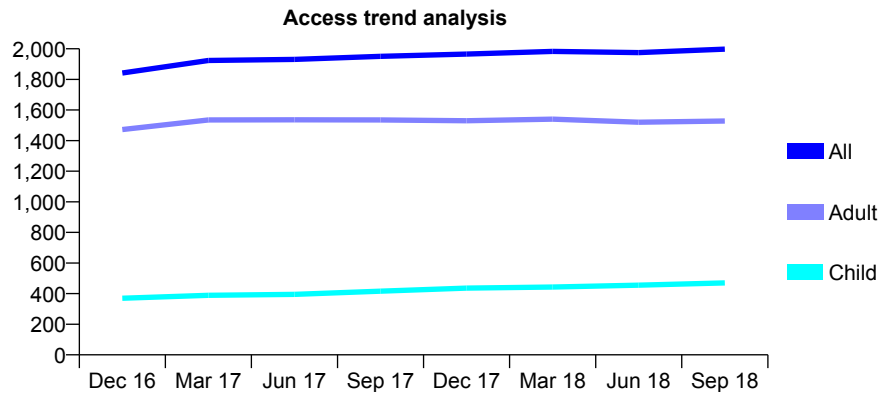
## Q60 - Vital Signs At a Glance Contract Report for 764442/0005 - September 2018

Name or company name	Mr BD Coleyshaw
Contract type name	GDS Contract
Purpose of contract	General
Contract start date	01/04/2012
Contract end date	

18/19 Contracted general activity (UDA)	7,418
Carry forward general activity (UDA)	-51
18/19 Contracted orthodontic activity (UOA)	0
Carry forward orthodontic activity (UOA)	0
Baseline contract value	£171,704.01

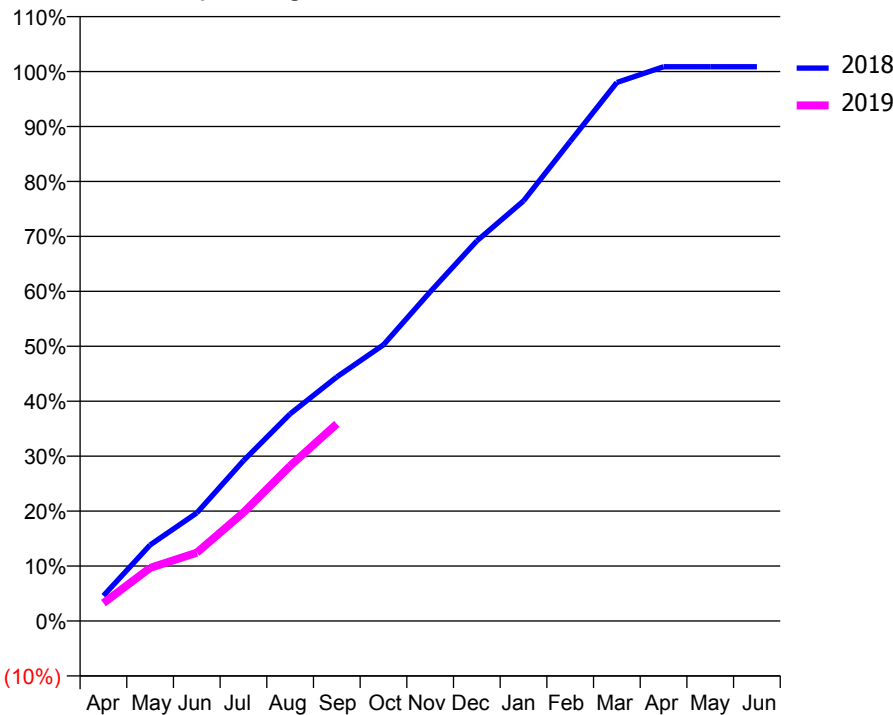
### ACCESS\*

Patients seen in 24 months	Total	Change since previous quarter
Quarter ending September 2017	1,951	
Quarter ending December 2017	1,966	→
Quarter ending March 2018	1,983	→
Quarter ending June 2018	1,975	→
Quarter ending September 2018	1,998	→
<b>Variance since September 2017</b>	<b>2.4%</b>	<b>↑</b>



### ACTIVITY

Cumulative percentage of contracted UDA delivered 2018 & 2019



Month	Adjusted Scheduled Activity (UDA)	
	2018	2019
April	273	242
May	820	717
June	1,163	923
July	1,728	1,465
August	2,231	2,094
September	2,628	2,661
October	2,975	
November	3,545	
December	4,093	
January	4,524	
February	5,165	
March	5,800	
April	5,969	
May	5,969	
June	5,969	

### QUALITY

	Quantity	Base Number	Contract	AT	Region	England
% of FP17s for the same patient ID Re-attending within 3 months - Children	19	344	5.5%	9.8%	11.4%	11.6%
% of FP17s for the same patient ID Re-attending within 3 months - Adults	193	1,216	15.9%	13.2%	15.0%	15.5%
% of FP17s for the same patient ID Re-attending between 3 & 9 months - Children	194	344	56.4%	60.9%	59.9%	58.8%
% of FP17s for the same patient ID Re-attending between 3 & 9 months - Adults	770	1,216	63.3%	55.1%	52.0%	51.1%
% of FP17s for Band 1 Urgent Courses	182	1,473	12.4%	7.2%	8.0%	9.0%
% of FP17s Relating to Free Repair or Replacements	11	1,473	0.7%	0.9%	0.8%	0.8%
% of FP17s Relating to Continuations	21	1,473	1.4%	1.1%	0.9%	0.9%
% of Patients satisfied with the dentistry they have received	0	0	N/A	93.8%	93.5%	93.3%
% of Patients satisfied with the time they had to wait for an appointment	0	0	N/A	91.1%	89.1%	88.9%

\* This is based on patients treated on this contract for their most recent course of treatment. Figures in italics indicate the base number of FP17s or Patient Questionnaire responses are less than 100. N/A is shown where the base number of responses is less than 10 during the period. % is calculated as Quantity/Base number\*100

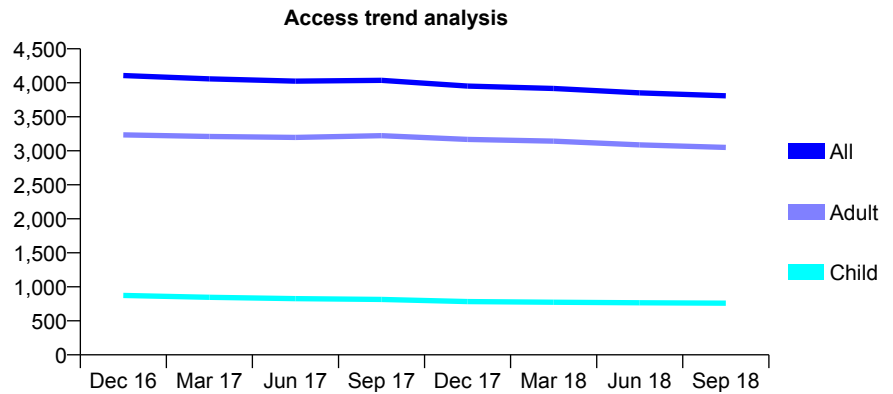
## Q60 - Vital Signs At a Glance Contract Report for 765554/0001 - September 2018

Name or company name	MR MA FARAHZAD
Contract type name	GDS Contract
Purpose of contract	General
Contract start date	01/04/2006
Contract end date	

18/19 Contracted general activity (UDA)	11,601
Carry forward general activity (UDA)	0
18/19 Contracted orthodontic activity (UOA)	0
Carry forward orthodontic activity (UOA)	0
Baseline contract value	£298,944.29

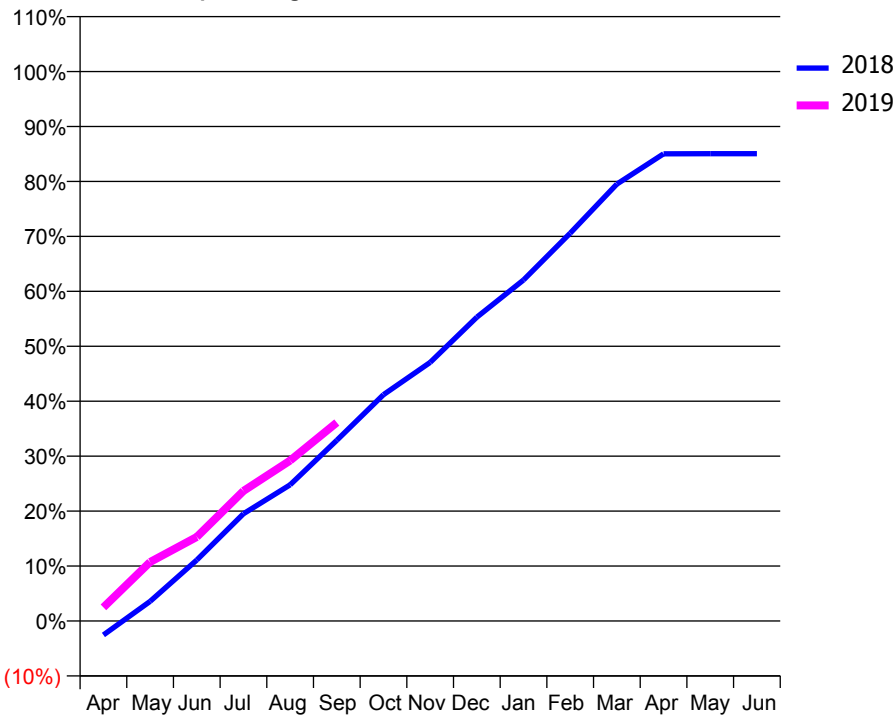
### ACCESS\*

Patients seen in 24 months	Total	Change since previous quarter
Quarter ending September 2017	4,037	
Quarter ending December 2017	3,952	↓
Quarter ending March 2018	3,916	→
Quarter ending June 2018	3,852	↓
Quarter ending September 2018	3,809	↓
<b>Variance since September 2017</b>	<b>(5.6%)</b>	<b>↓</b>



### ACTIVITY

Cumulative percentage of contracted UDA delivered 2018 & 2019



Month	Adjusted Scheduled Activity (UDA)	
	2018	2019
April	-296	288
May	414	1,245
June	1,288	1,774
July	2,266	2,747
August	2,875	3,389
September	3,817	4,191
October	4,779	
November	5,461	
December	6,413	
January	7,199	
February	8,187	
March	9,225	
April	9,864	
May	9,866	
June	9,866	

### QUALITY

	Quantity	Base Number	Contract	AT	Region	England
% of FP17s for the same patient ID Re-attending within 3 months - Children	31	465	6.7%	9.8%	11.4%	11.6%
% of FP17s for the same patient ID Re-attending within 3 months - Adults	316	1,904	16.6%	13.2%	15.0%	15.5%
% of FP17s for the same patient ID Re-attending between 3 & 9 months - Children	193	465	41.5%	60.9%	59.9%	58.8%
% of FP17s for the same patient ID Re-attending between 3 & 9 months - Adults	968	1,904	50.8%	55.1%	52.0%	51.1%
% of FP17s for Band 1 Urgent Courses	154	2,098	7.3%	7.2%	8.0%	9.0%
% of FP17s Relating to Free Repair or Replacements	10	2,098	0.5%	0.9%	0.8%	0.8%
% of FP17s Relating to Continuations	14	2,098	0.7%	1.1%	0.9%	0.9%
% of Patients satisfied with the dentistry they have received	8	8	N/A	93.8%	93.5%	93.3%
% of Patients satisfied with the time they had to wait for an appointment	8	8	N/A	91.1%	89.1%	88.9%

\* This is based on patients treated on this contract for their most recent course of treatment. Figures in italics indicate the base number of FP17s or Patient Questionnaire responses are less than 100. N/A is shown where the base number of responses is less than 10 during the period. % is calculated as Quantity/Base number\*100

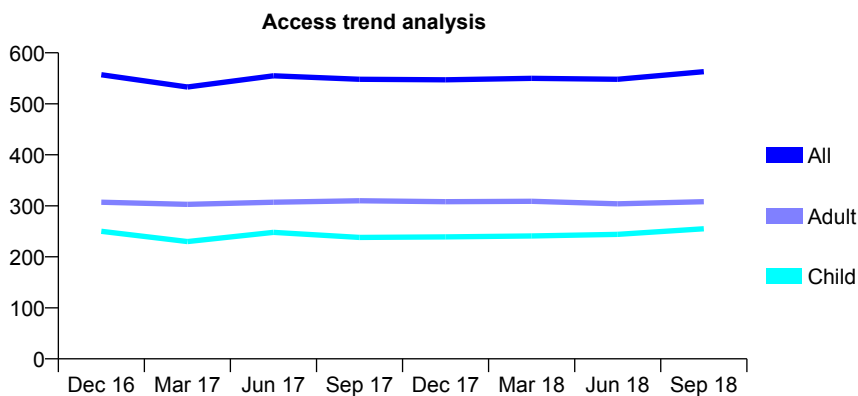
## Q60 - Vital Signs At a Glance Contract Report for 768650/0002 - September 2018

Name or company name	MR RB ROUGH
Contract type name	GDS Contract
Purpose of contract	General
Contract start date	18/01/2013
Contract end date	

18/19 Contracted general activity (UDA)	1,646
Carry forward general activity (UDA)	-7
18/19 Contracted orthodontic activity (UOA)	0
Carry forward orthodontic activity (UOA)	0
Baseline contract value	£36,703.25

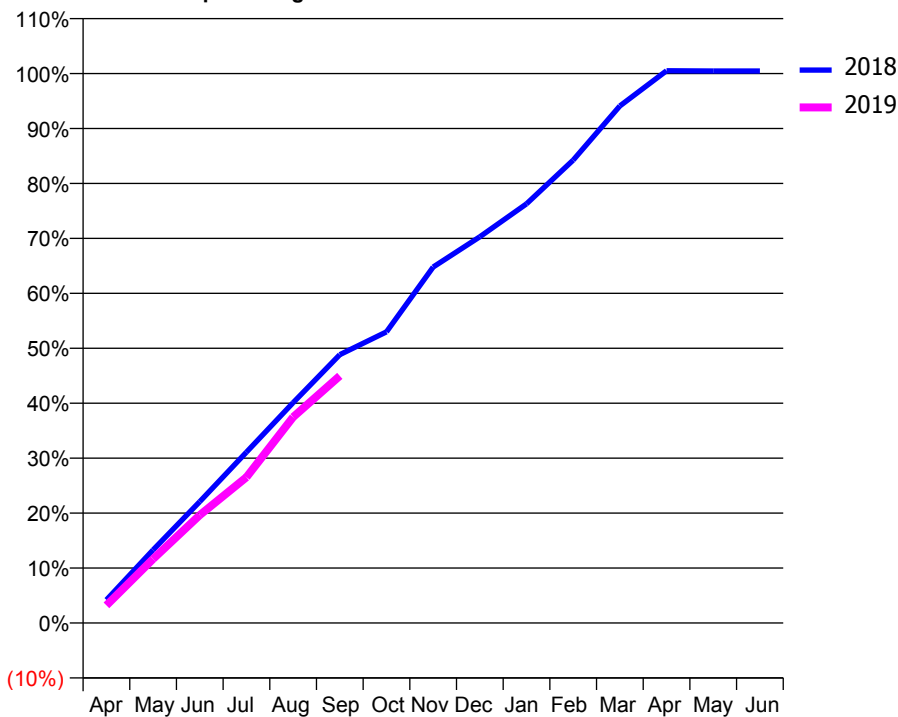
### ACCESS\*

Patients seen in 24 months	Total	Change since previous quarter
Quarter ending September 2017	548	
Quarter ending December 2017	547	→
Quarter ending March 2018	550	→
Quarter ending June 2018	548	→
Quarter ending September 2018	563	↑
<b>Variance since September 2017</b>	<b>2.7%</b>	<b>↑</b>



### ACTIVITY

Cumulative percentage of contracted UDA delivered 2018 & 2019



Adjusted Scheduled Activity (UDA)		
Month	2018	2019
April	69	53
May	219	192
June	364	323
July	512	437
August	660	617
September	804	740
October	872	
November	1,066	
December	1,157	
January	1,256	
February	1,387	
March	1,549	
April	1,654	
May	1,653	
June	1,653	

### QUALITY

	Quantity	Base Number	Contract	AT	Region	England
% of FP17s for the same patient ID Re-attending within 3 months - Children	26	249	10.4%	9.8%	11.4%	11.6%
% of FP17s for the same patient ID Re-attending within 3 months - Adults	21	215	9.8%	13.2%	15.0%	15.5%
% of FP17s for the same patient ID Re-attending between 3 & 9 months - Children	159	249	63.9%	60.9%	59.9%	58.8%
% of FP17s for the same patient ID Re-attending between 3 & 9 months - Adults	142	215	66.0%	55.1%	52.0%	51.1%
% of FP17s for Band 1 Urgent Courses	22	423	5.2%	7.2%	8.0%	9.0%
% of FP17s Relating to Free Repair or Replacements	1	423	0.2%	0.9%	0.8%	0.8%
% of FP17s Relating to Continuations	2	423	0.5%	1.1%	0.9%	0.9%
% of Patients satisfied with the dentistry they have received	0	0	N/A	93.8%	93.5%	93.3%
% of Patients satisfied with the time they had to wait for an appointment	0	0	N/A	91.1%	89.1%	88.9%

\* This is based on patients treated on this contract for their most recent course of treatment. Figures in italics indicate the base number of FP17s or Patient Questionnaire responses are less than 100. N/A is shown where the base number of responses is less than 10 during the period. % is calculated as Quantity/Base number\*100

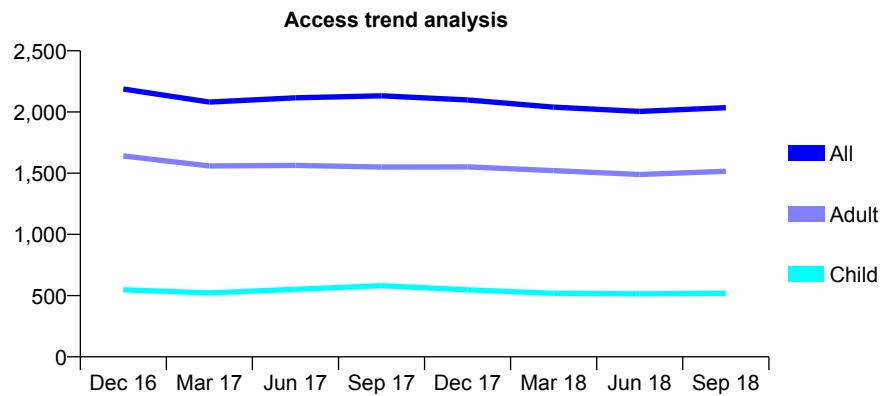
## Q60 - Vital Signs At a Glance Contract Report for 771244/0002 - September 2018

Name or company name	MRS H HELLER
Contract type name	GDS Contract
Purpose of contract	General
Contract start date	01/04/2006
Contract end date	

18/19 Contracted general activity (UDA)	5,415
Carry forward general activity (UDA)	-108
18/19 Contracted orthodontic activity (UOA)	0
Carry forward orthodontic activity (UOA)	0
Baseline contract value	£154,353.23

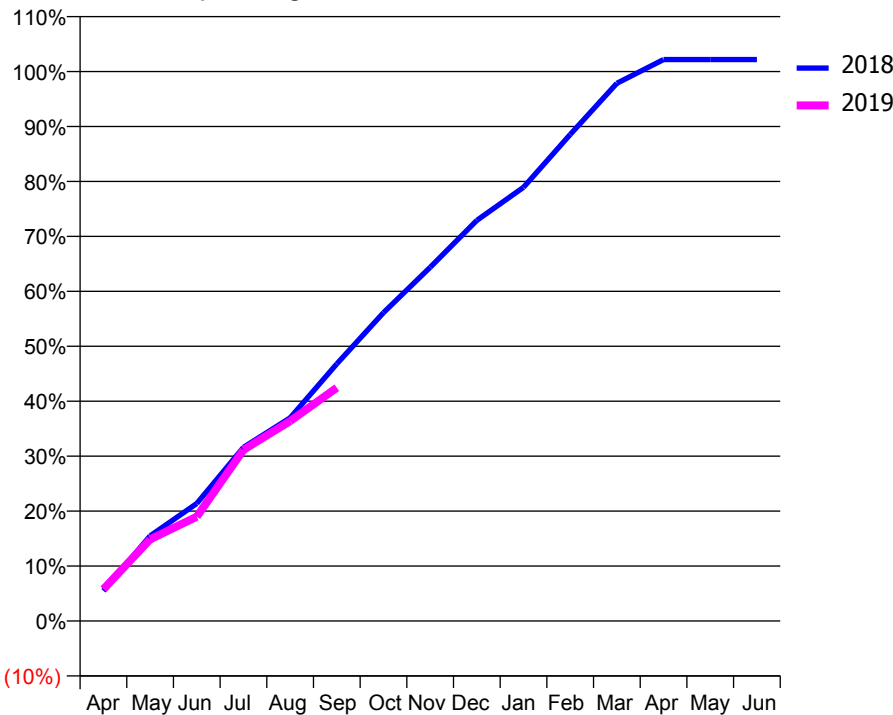
### ACCESS\*

Patients seen in 24 months	Total	Change since previous quarter
Quarter ending September 2017	2,132	
Quarter ending December 2017	2,099	↓
Quarter ending March 2018	2,040	↓
Quarter ending June 2018	2,005	↓
Quarter ending September 2018	2,035	→
<b>Variance since September 2017</b>	<b>(4.5%)</b>	<b>↓</b>



### ACTIVITY

Cumulative percentage of contracted UDA delivered 2018 & 2019



Month	Adjusted Scheduled Activity (UDA)	
	2018	2019
April	298	314
May	839	805
June	1,158	1,029
July	1,712	1,686
August	2,001	1,970
September	2,534	2,299
October	3,039	
November	3,486	
December	3,948	
January	4,274	
February	4,795	
March	5,299	
April	5,532	
May	5,532	
June	5,532	

### QUALITY

	Quantity	Base Number	Contract	AT	Region	England
% of FP17s for the same patient ID Re-attending within 3 months - Children	12	383	3.1%	9.8%	11.4%	11.6%
% of FP17s for the same patient ID Re-attending within 3 months - Adults	123	1,056	11.6%	13.2%	15.0%	15.5%
% of FP17s for the same patient ID Re-attending between 3 & 9 months - Children	164	383	42.8%	60.9%	59.9%	58.8%
% of FP17s for the same patient ID Re-attending between 3 & 9 months - Adults	403	1,056	38.2%	55.1%	52.0%	51.1%
% of FP17s for Band 1 Urgent Courses	172	1,331	12.9%	7.2%	8.0%	9.0%
% of FP17s Relating to Free Repair or Replacements	0	1,331	0.0%	0.9%	0.8%	0.8%
% of FP17s Relating to Continuations	18	1,331	1.4%	1.1%	0.9%	0.9%
% of Patients satisfied with the dentistry they have received	2	3	N/A	93.8%	93.5%	93.3%
% of Patients satisfied with the time they had to wait for an appointment	3	3	N/A	91.1%	89.1%	88.9%

\* This is based on patients treated on this contract for their most recent course of treatment. Figures in italics indicate the base number of FP17s or Patient Questionnaire responses are less than 100. N/A is shown where the base number of responses is less than 10 during the period. % is calculated as Quantity/Base number\*100

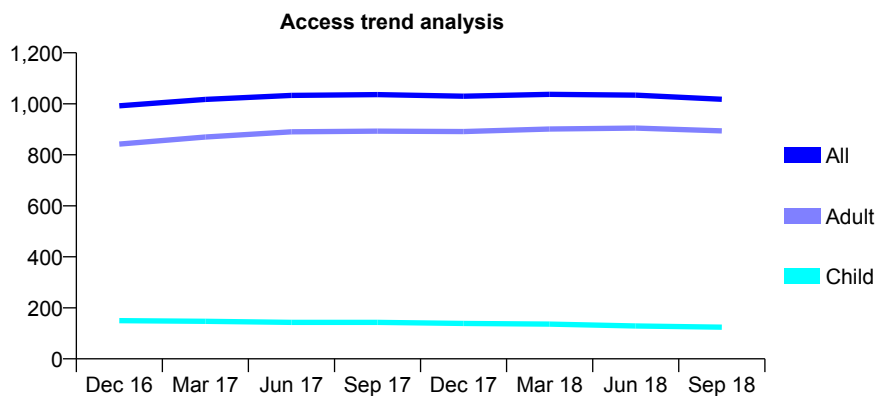
## Q60 - Vital Signs At a Glance Contract Report for 773662/0002 - September 2018

Name or company name	MR N O'DONOVAN
Contract type name	GDS Contract
Purpose of contract	General
Contract start date	10/12/2006
Contract end date	

18/19 Contracted general activity (UDA)	4,079
Carry forward general activity (UDA)	0
18/19 Contracted orthodontic activity (UOA)	0
Carry forward orthodontic activity (UOA)	0
Baseline contract value	£142,879.92

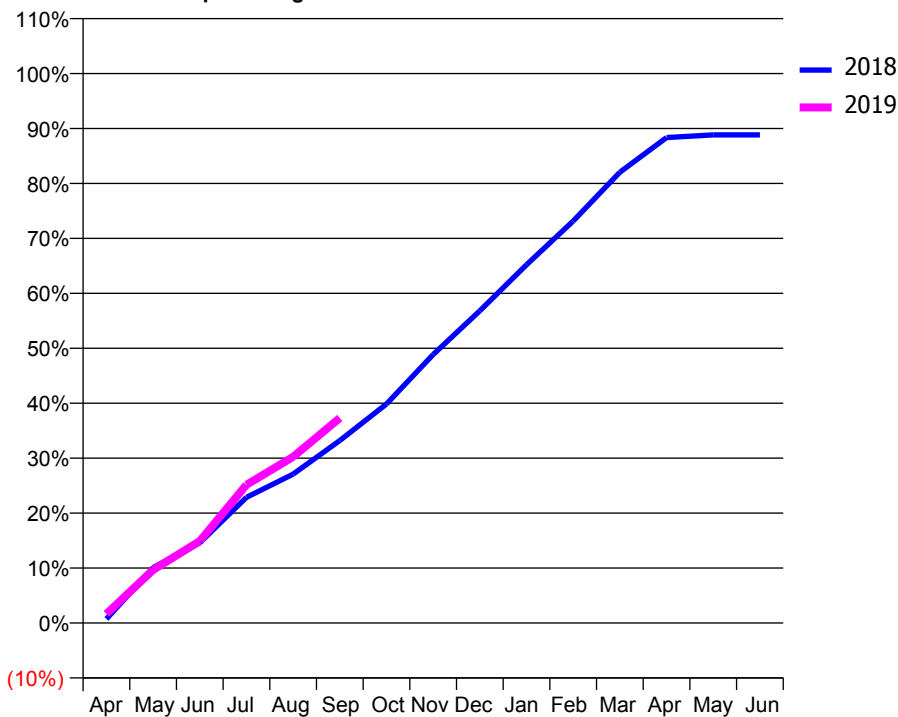
### ACCESS\*

Patients seen in 24 months	Total	Change since previous quarter
Quarter ending September 2017	1,036	
Quarter ending December 2017	1,030	→
Quarter ending March 2018	1,037	→
Quarter ending June 2018	1,034	→
Quarter ending September 2018	1,018	↓
<b>Variance since September 2017</b>	<b>(1.7%)</b>	<b>↓</b>



### ACTIVITY

Cumulative percentage of contracted UDA delivered 2018 & 2019



Month	Adjusted Scheduled Activity (UDA)	
	2018	2019
April	31	67
May	411	394
June	595	608
July	933	1,026
August	1,105	1,234
September	1,354	1,522
October	1,626	
November	1,993	
December	2,318	
January	2,660	
February	2,984	
March	3,346	
April	3,604	
May	3,624	
June	3,624	

### QUALITY

	Quantity	Base Number	Contract	AT	Region	England
% of FP17s for the same patient ID Re-attending within 3 months - Children	5	81	6.2%	9.8%	11.4%	11.6%
% of FP17s for the same patient ID Re-attending within 3 months - Adults	75	659	11.4%	13.2%	15.0%	15.5%
% of FP17s for the same patient ID Re-attending between 3 & 9 months - Children	39	81	48.1%	60.9%	59.9%	58.8%
% of FP17s for the same patient ID Re-attending between 3 & 9 months - Adults	402	659	61.0%	55.1%	52.0%	51.1%
% of FP17s for Band 1 Urgent Courses	16	637	2.5%	7.2%	8.0%	9.0%
% of FP17s Relating to Free Repair or Replacements	13	637	2.0%	0.9%	0.8%	0.8%
% of FP17s Relating to Continuations	13	637	2.0%	1.1%	0.9%	0.9%
% of Patients satisfied with the dentistry they have received	1	1	N/A	93.8%	93.5%	93.3%
% of Patients satisfied with the time they had to wait for an appointment	1	1	N/A	91.1%	89.1%	88.9%

\* This is based on patients treated on this contract for their most recent course of treatment. Figures in italics indicate the base number of FP17s or Patient Questionnaire responses are less than 100. N/A is shown where the base number of responses is less than 10 during the period. % is calculated as Quantity/Base number\*100

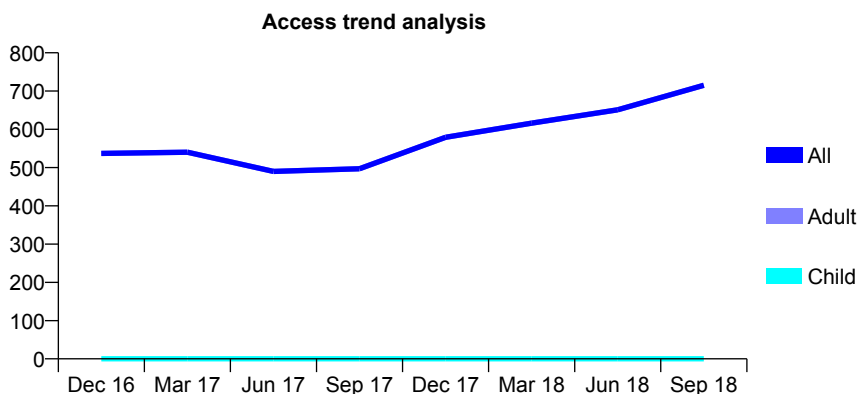
## Q60 - Vital Signs At a Glance Contract Report for 775029/0001 - September 2018

Name or company name	Mr J S Hear and Partner
Contract type name	GDS Contract
Purpose of contract	General
Contract start date	01/04/2006
Contract end date	

18/19 Contracted general activity (UDA)	2,766
Carry forward general activity (UDA)	19
18/19 Contracted orthodontic activity (UOA)	0
Carry forward orthodontic activity (UOA)	0
Baseline contract value	£82,635.21

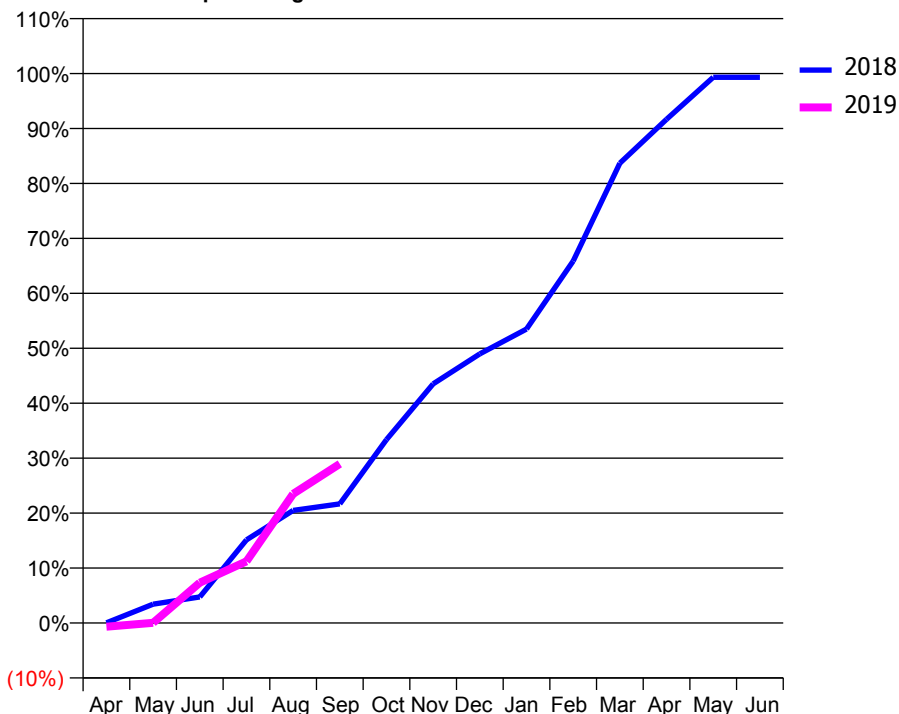
### ACCESS\*

Patients seen in 24 months	Total	Change since previous quarter
Quarter ending September 2017	497	
Quarter ending December 2017	579	↑
Quarter ending March 2018	616	↑
Quarter ending June 2018	651	↑
Quarter ending September 2018	715	↑
<b>Variance since September 2017</b>	<b>43.9%</b>	<b>↑</b>



### ACTIVITY

Cumulative percentage of contracted UDA delivered 2018 & 2019



Month	Adjusted Scheduled Activity (UDA)	
	2018	2019
April	1	-19
May	95	1
June	131	203
July	418	311
August	567	650
September	600	801
October	924	
November	1,204	
December	1,355	
January	1,480	
February	1,822	
March	2,315	
April	2,536	
May	2,747	
June	2,747	

### QUALITY

	Quantity	Base Number	Contract	AT	Region	England
% of FP17s for the same patient ID Re-attending within 3 months - Children	0	0	N/A	9.8%	11.4%	11.6%
% of FP17s for the same patient ID Re-attending within 3 months - Adults	23	276	8.3%	13.2%	15.0%	15.5%
% of FP17s for the same patient ID Re-attending between 3 & 9 months - Children	0	0	N/A	60.9%	59.9%	58.8%
% of FP17s for the same patient ID Re-attending between 3 & 9 months - Adults	39	276	14.1%	55.1%	52.0%	51.1%
% of FP17s for Band 1 Urgent Courses	7	200	3.5%	7.2%	8.0%	9.0%
% of FP17s Relating to Free Repair or Replacements	0	200	0.0%	0.9%	0.8%	0.8%
% of FP17s Relating to Continuations	0	200	0.0%	1.1%	0.9%	0.9%
% of Patients satisfied with the dentistry they have received	1	1	N/A	93.8%	93.5%	93.3%
% of Patients satisfied with the time they had to wait for an appointment	0	1	N/A	91.1%	89.1%	88.9%

\* This is based on patients treated on this contract for their most recent course of treatment. Figures in italics indicate the base number of FP17s or Patient Questionnaire responses are less than 100. N/A is shown where the base number of responses is less than 10 during the period. % is calculated as Quantity/Base number\*100



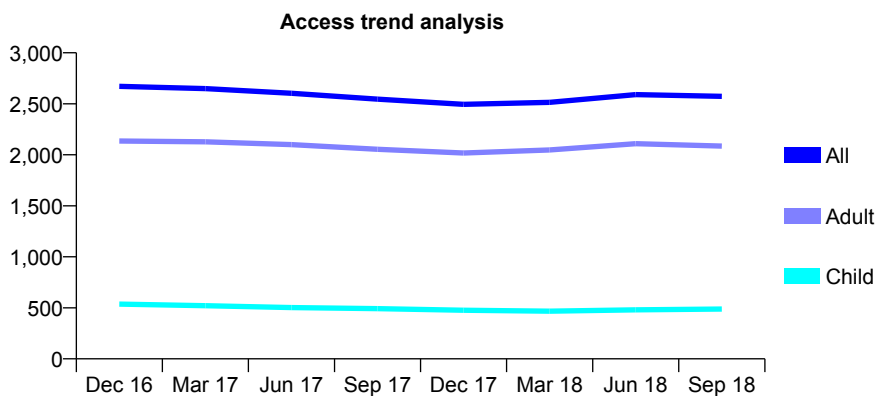
## Q60 - Vital Signs At a Glance Contract Report for 775207/0001 - September 2018

Name or company name	Albert Dental Practice
Contract type name	GDS Contract
Purpose of contract	General
Contract start date	18/11/2007
Contract end date	

18/19 Contracted general activity (UDA)	8,967
Carry forward general activity (UDA)	359
18/19 Contracted orthodontic activity (UOA)	0
Carry forward orthodontic activity (UOA)	0
Baseline contract value	£212,792.25

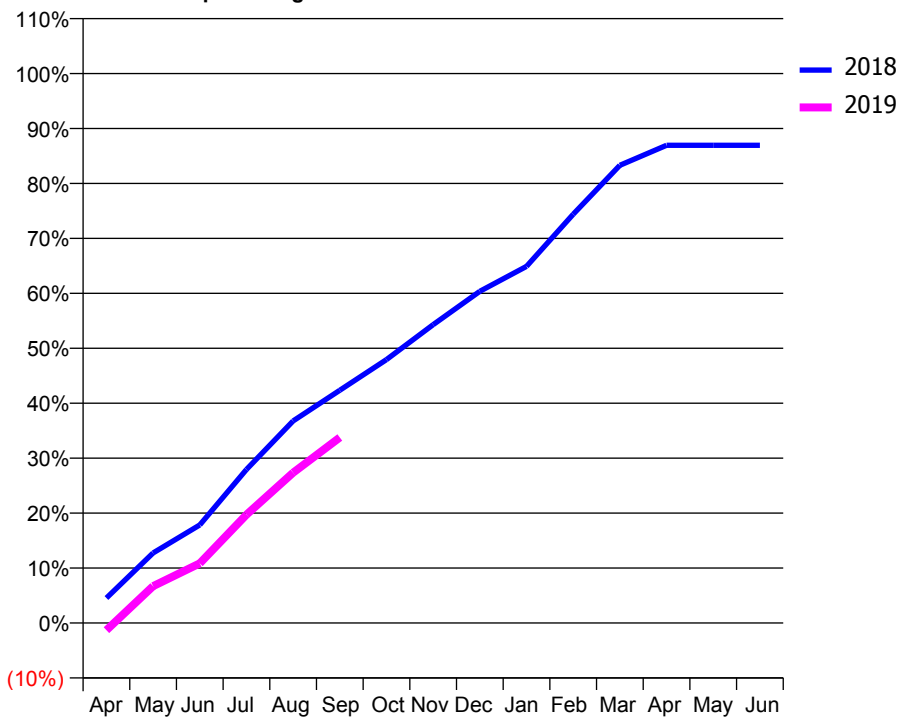
### ACCESS\*

Patients seen in 24 months	Total	Change since previous quarter
Quarter ending September 2017	2,546	
Quarter ending December 2017	2,495	↓
Quarter ending March 2018	2,515	→
Quarter ending June 2018	2,590	↑
Quarter ending September 2018	2,573	→
<b>Variance since September 2017</b>	<b>1.1%</b>	<b>→</b>



### ACTIVITY

Cumulative percentage of contracted UDA delivered 2018 & 2019



Month	Adjusted Scheduled Activity (UDA)	
	2018	2019
April	408	-119
May	1,144	601
June	1,601	974
July	2,505	1,767
August	3,298	2,454
September	3,799	3,028
October	4,299	
November	4,869	
December	5,414	
January	5,821	
February	6,671	
March	7,470	
April	7,795	
May	7,795	
June	7,795	

### QUALITY

	Quantity	Base Number	Contract	AT	Region	England
% of FP17s for the same patient ID Re-attending within 3 months - Children	21	386	5.4%	9.8%	11.4%	11.6%
% of FP17s for the same patient ID Re-attending within 3 months - Adults	192	1,602	12.0%	13.2%	15.0%	15.5%
% of FP17s for the same patient ID Re-attending between 3 & 9 months - Children	208	386	53.9%	60.9%	59.9%	58.8%
% of FP17s for the same patient ID Re-attending between 3 & 9 months - Adults	817	1,602	51.0%	55.1%	52.0%	51.1%
% of FP17s for Band 1 Urgent Courses	202	1,835	11.0%	7.2%	8.0%	9.0%
% of FP17s Relating to Free Repair or Replacements	16	1,835	0.9%	0.9%	0.8%	0.8%
% of FP17s Relating to Continuations	21	1,835	1.1%	1.1%	0.9%	0.9%
% of Patients satisfied with the dentistry they have received	3	3	N/A	93.8%	93.5%	93.3%
% of Patients satisfied with the time they had to wait for an appointment	3	3	N/A	91.1%	89.1%	88.9%

\* This is based on patients treated on this contract for their most recent course of treatment. Figures in italics indicate the base number of FP17s or Patient Questionnaire responses are less than 100. N/A is shown where the base number of responses is less than 10 during the period. % is calculated as Quantity/Base number\*100

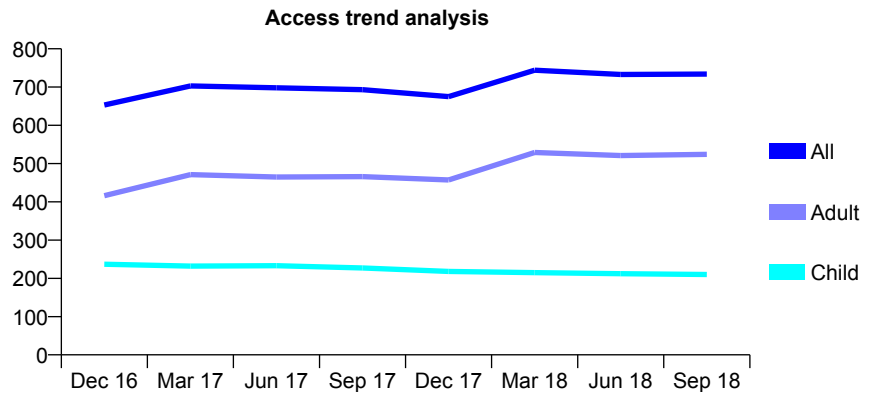
## Q60 - Vital Signs At a Glance Contract Report for 809977/0001 - September 2018

Name or company name	MR JM ATKINSON
Contract type name	GDS Contract
Purpose of contract	General
Contract start date	01/04/2006
Contract end date	

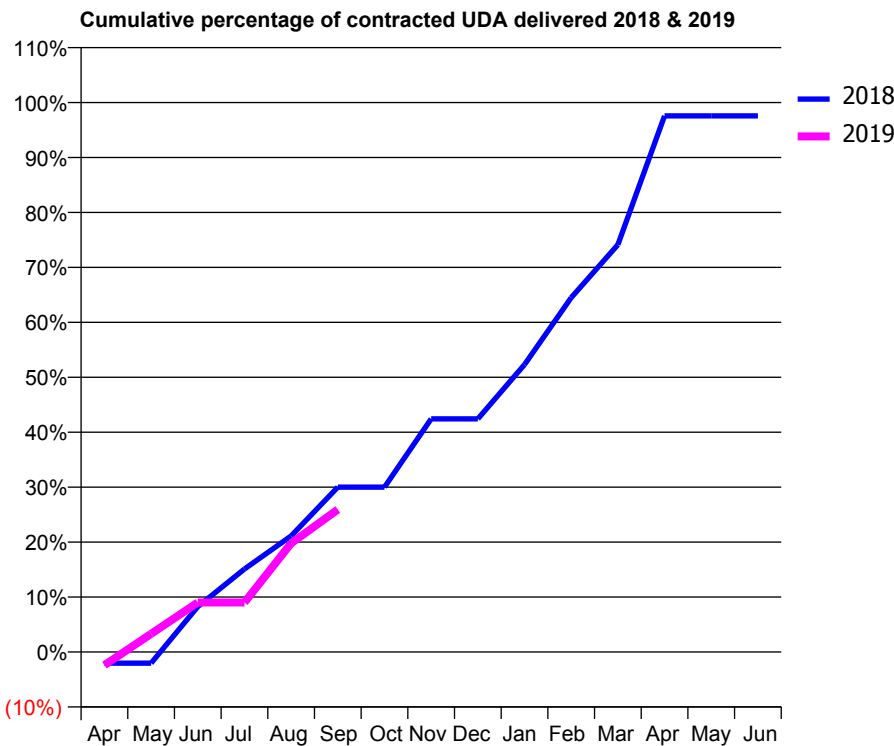
18/19 Contracted general activity (UDA)	1,904
Carry forward general activity (UDA)	46
18/19 Contracted orthodontic activity (UOA)	0
Carry forward orthodontic activity (UOA)	0
Baseline contract value	£46,095.72

### ACCESS\*

Patients seen in 24 months	Total	Change since previous quarter
Quarter ending September 2017	693	
Quarter ending December 2017	675	↓
Quarter ending March 2018	744	↑
Quarter ending June 2018	733	↓
Quarter ending September 2018	734	→
<b>Variance since September 2017</b>	<b>5.9%</b>	<b>↑</b>



### ACTIVITY



Month	Adjusted Scheduled Activity (UDA)	
	2018	2019
April	-39	-46
May	-39	63
June	157	172
July	288	172
August	402	377
September	571	494
October	571	
November	808	
December	808	
January	996	
February	1,228	
March	1,411	
April	1,858	
May	1,858	
June	1,858	

### QUALITY

	Quantity	Base Number	Contract	AT	Region	England
% of FP17s for the same patient ID Re-attending within 3 months - Children	4	147	2.7%	9.8%	11.4%	11.6%
% of FP17s for the same patient ID Re-attending within 3 months - Adults	15	286	5.2%	13.2%	15.0%	15.5%
% of FP17s for the same patient ID Re-attending between 3 & 9 months - Children	95	147	64.6%	60.9%	59.9%	58.8%
% of FP17s for the same patient ID Re-attending between 3 & 9 months - Adults	155	286	54.2%	55.1%	52.0%	51.1%
% of FP17s for Band 1 Urgent Courses	3	292	1.0%	7.2%	8.0%	9.0%
% of FP17s Relating to Free Repair or Replacements	0	292	0.0%	0.9%	0.8%	0.8%
% of FP17s Relating to Continuations	0	292	0.0%	1.1%	0.9%	0.9%
% of Patients satisfied with the dentistry they have received	1	1	N/A	93.8%	93.5%	93.3%
% of Patients satisfied with the time they had to wait for an appointment	1	1	N/A	91.1%	89.1%	88.9%

\* This is based on patients treated on this contract for their most recent course of treatment. Figures in italics indicate the base number of FP17s or Patient Questionnaire responses are less than 100. N/A is shown where the base number of responses is less than 10 during the period. % is calculated as Quantity/Base number\*100

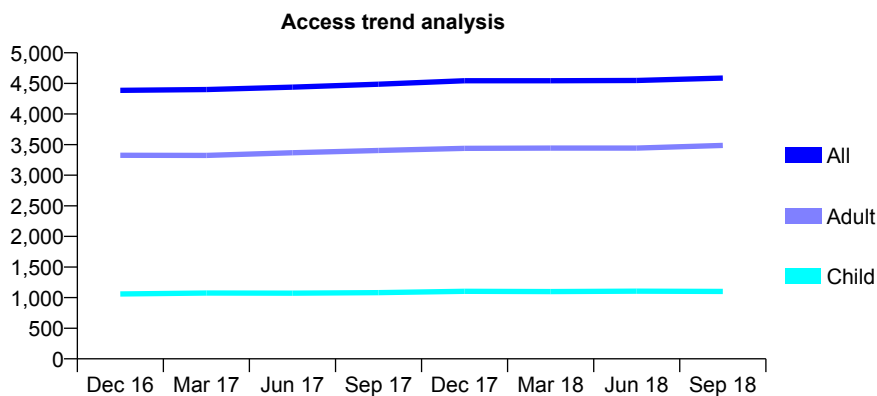
## Q60 - Vital Signs At a Glance Contract Report for 812242/0001 - September 2018

Name or company name	MR JA BLAYNEY
Contract type name	GDS Contract
Purpose of contract	General
Contract start date	01/04/2006
Contract end date	

18/19 Contracted general activity (UDA)	12,840
Carry forward general activity (UDA)	-176
18/19 Contracted orthodontic activity (UOA)	0
Carry forward orthodontic activity (UOA)	0
Baseline contract value	£360,419.94

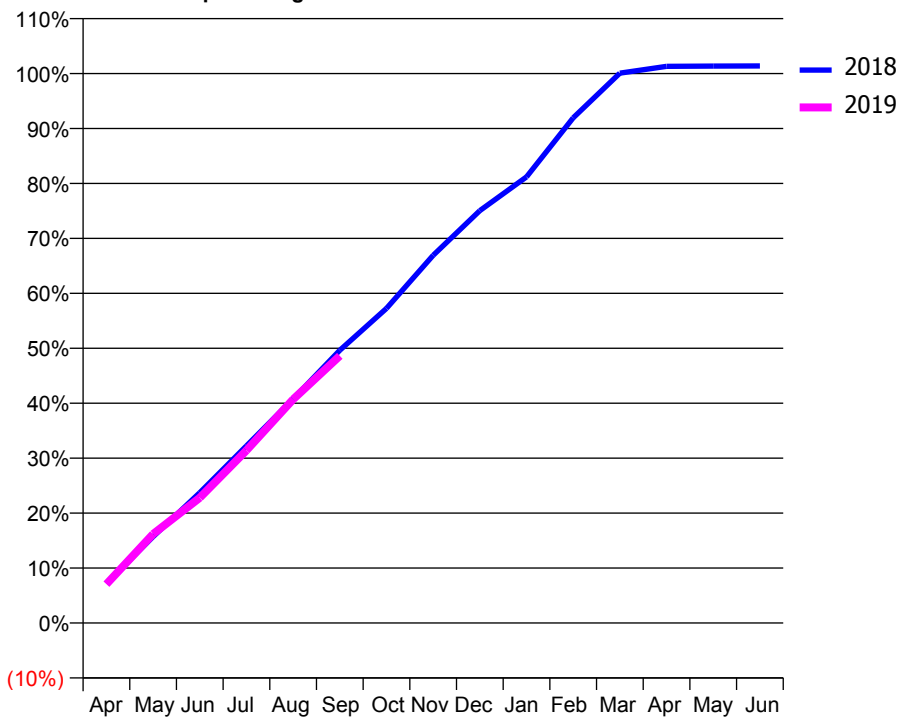
### ACCESS\*

Patients seen in 24 months	Total	Change since previous quarter
Quarter ending September 2017	4,486	
Quarter ending December 2017	4,544	→
Quarter ending March 2018	4,543	→
Quarter ending June 2018	4,548	→
Quarter ending September 2018	4,588	→
<b>Variance since September 2017</b>	<b>2.3%</b>	<b>↑</b>



### ACTIVITY

Cumulative percentage of contracted UDA delivered 2018 & 2019



Month	Adjusted Scheduled Activity (UDA)	
	2018	2019
April	922	908
May	2,018	2,081
June	3,047	2,927
July	4,140	4,034
August	5,236	5,228
September	6,375	6,242
October	7,351	
November	8,591	
December	9,635	
January	10,425	
February	11,804	
March	12,847	
April	13,006	
May	13,013	
June	13,016	

### QUALITY

	Quantity	Base Number	Contract	AT	Region	England
% of FP17s for the same patient ID Re-attending within 3 months - Children	38	762	5.0%	9.8%	11.4%	11.6%
% of FP17s for the same patient ID Re-attending within 3 months - Adults	210	2,205	9.5%	13.2%	15.0%	15.5%
% of FP17s for the same patient ID Re-attending between 3 & 9 months - Children	419	762	55.0%	60.9%	59.9%	58.8%
% of FP17s for the same patient ID Re-attending between 3 & 9 months - Adults	1,158	2,205	52.5%	55.1%	52.0%	51.1%
% of FP17s for Band 1 Urgent Courses	120	2,882	4.2%	7.2%	8.0%	9.0%
% of FP17s Relating to Free Repair or Replacements	28	2,882	1.0%	0.9%	0.8%	0.8%
% of FP17s Relating to Continuations	25	2,882	0.9%	1.1%	0.9%	0.9%
% of Patients satisfied with the dentistry they have received	4	4	N/A	93.8%	93.5%	93.3%
% of Patients satisfied with the time they had to wait for an appointment	4	4	N/A	91.1%	89.1%	88.9%

\* This is based on patients treated on this contract for their most recent course of treatment. Figures in italics indicate the base number of FP17s or Patient Questionnaire responses are less than 100. N/A is shown where the base number of responses is less than 10 during the period. % is calculated as Quantity/Base number\*100

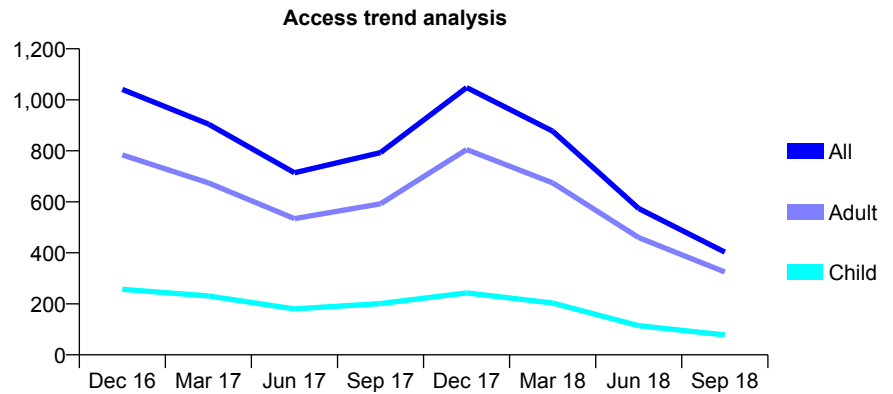
## Q60 - Vital Signs At a Glance Contract Report for 824453/0001 - September 2018

Name or company name	Mr P J Middleton
Contract type name	GDS Contract
Purpose of contract	General
Contract start date	01/04/2006
Contract end date	

18/19 Contracted general activity (UDA)	2,428
Carry forward general activity (UDA)	0
18/19 Contracted orthodontic activity (UOA)	0
Carry forward orthodontic activity (UOA)	0
Baseline contract value	£50,652.18

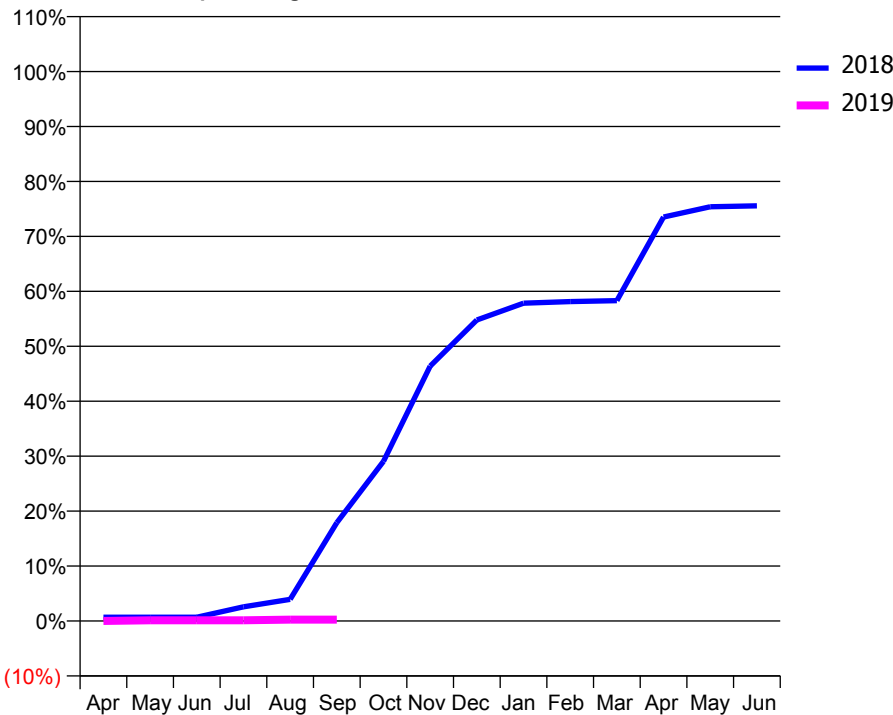
### ACCESS\*

Patients seen in 24 months	Total	Change since previous quarter
Quarter ending September 2017	793	
Quarter ending December 2017	1,048	↑
Quarter ending March 2018	877	↓
Quarter ending June 2018	574	↓
Quarter ending September 2018	403	↓
<b>Variance since September 2017</b>	<b>(49.2%)</b>	<b>↓</b>



### ACTIVITY

Cumulative percentage of contracted UDA delivered 2018 & 2019



Adjusted Scheduled Activity (UDA)		
Month	2018	2019
April	17	0
May	17	3
June	17	3
July	63	3
August	96	6
September	435	6
October	706	
November	1,126	
December	1,330	
January	1,405	
February	1,412	
March	1,416	
April	1,785	
May	1,830	
June	1,834	

### QUALITY

	Quantity	Base Number	Contract	AT	Region	England
% of FP17s for the same patient ID Re-attending within 3 months - Children	0	29	0.0%	9.8%	11.4%	11.6%
% of FP17s for the same patient ID Re-attending within 3 months - Adults	3	166	1.8%	13.2%	15.0%	15.5%
% of FP17s for the same patient ID Re-attending between 3 & 9 months - Children	6	29	20.7%	60.9%	59.9%	58.8%
% of FP17s for the same patient ID Re-attending between 3 & 9 months - Adults	43	166	25.9%	55.1%	52.0%	51.1%
% of FP17s for Band 1 Urgent Courses	0	2	0.0%	7.2%	8.0%	9.0%
% of FP17s Relating to Free Repair or Replacements	1	2	50.0%	0.9%	0.8%	0.8%
% of FP17s Relating to Continuations	0	2	0.0%	1.1%	0.9%	0.9%
% of Patients satisfied with the dentistry they have received	0	0	N/A	93.8%	93.5%	93.3%
% of Patients satisfied with the time they had to wait for an appointment	0	0	N/A	91.1%	89.1%	88.9%

\* This is based on patients treated on this contract for their most recent course of treatment. Figures in italics indicate the base number of FP17s or Patient Questionnaire responses are less than 100. N/A is shown where the base number of responses is less than 10 during the period. % is calculated as Quantity/Base number\*100

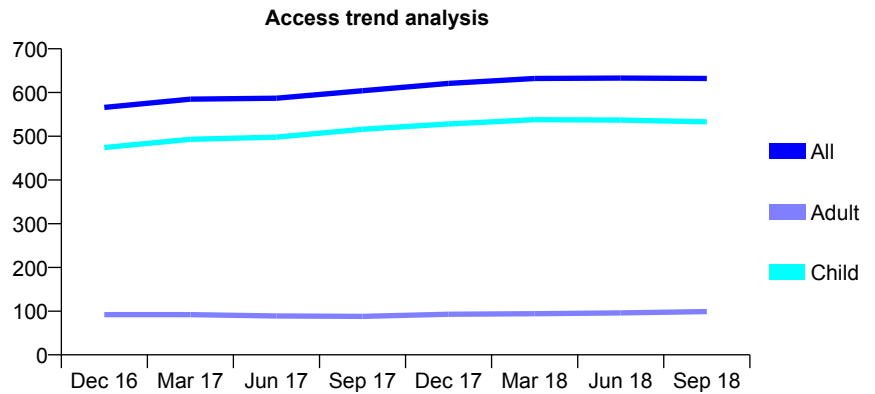
## Q60 - Vital Signs At a Glance Contract Report for 825085/0001 - September 2018

Name or company name	MR PB NADIN
Contract type name	GDS Contract
Purpose of contract	General
Contract start date	01/04/2006
Contract end date	

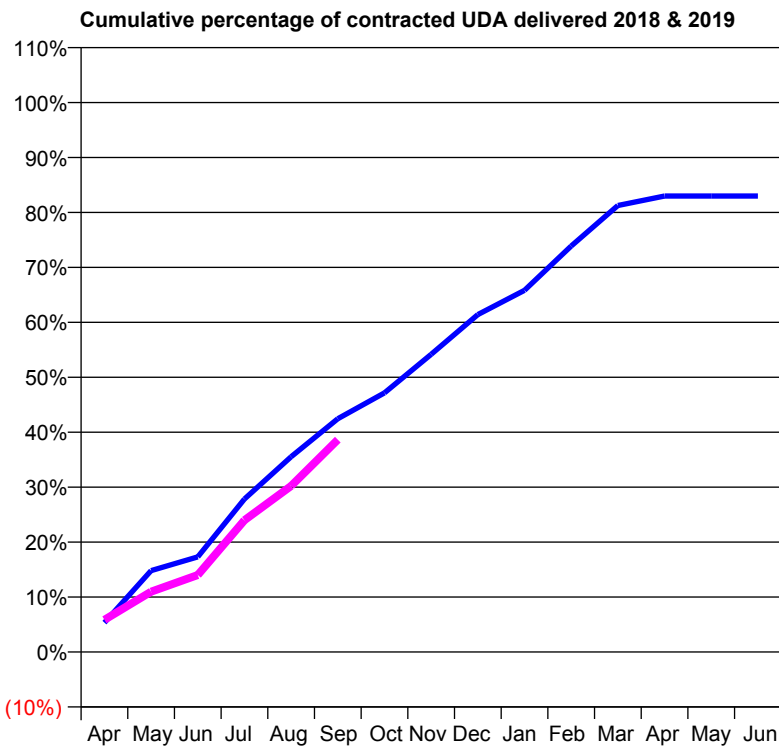
18/19 Contracted general activity (UDA)	1,686
Carry forward general activity (UDA)	0
18/19 Contracted orthodontic activity (UOA)	0
Carry forward orthodontic activity (UOA)	0
Baseline contract value	£43,781.57

### ACCESS\*

Patients seen in 24 months	Total	Change since previous quarter
Quarter ending September 2017	604	
Quarter ending December 2017	621	↑
Quarter ending March 2018	632	→
Quarter ending June 2018	633	→
Quarter ending September 2018	632	→
<b>Variance since September 2017</b>	<b>4.6%</b>	<b>↑</b>



### ACTIVITY



Adjusted Scheduled Activity (UDA)		
Month	2018	2019
April	90	99
May	250	185
June	292	236
July	470	404
August	599	510
September	716	651
October	795	
November	913	
December	1,035	
January	1,110	
February	1,246	
March	1,370	
April	1,399	
May	1,399	
June	1,399	

### QUALITY

	Quantity	Base Number	Contract	AT	Region	England
% of FP17s for the same patient ID Re-attending within 3 months - Children	30	478	6.3%	9.8%	11.4%	11.6%
% of FP17s for the same patient ID Re-attending within 3 months - Adults	5	32	15.6%	13.2%	15.0%	15.5%
% of FP17s for the same patient ID Re-attending between 3 & 9 months - Children	353	478	73.8%	60.9%	59.9%	58.8%
% of FP17s for the same patient ID Re-attending between 3 & 9 months - Adults	19	32	59.4%	55.1%	52.0%	51.1%
% of FP17s for Band 1 Urgent Courses	27	483	5.6%	7.2%	8.0%	9.0%
% of FP17s Relating to Free Repair or Replacements	0	483	0.0%	0.9%	0.8%	0.8%
% of FP17s Relating to Continuations	4	483	0.8%	1.1%	0.9%	0.9%
% of Patients satisfied with the dentistry they have received	0	0	N/A	93.8%	93.5%	93.3%
% of Patients satisfied with the time they had to wait for an appointment	0	0	N/A	91.1%	89.1%	88.9%

\* This is based on patients treated on this contract for their most recent course of treatment. Figures in italics indicate the base number of FP17s or Patient Questionnaire responses are less than 100. N/A is shown where the base number of responses is less than 10 during the period. % is calculated as Quantity/Base number\*100

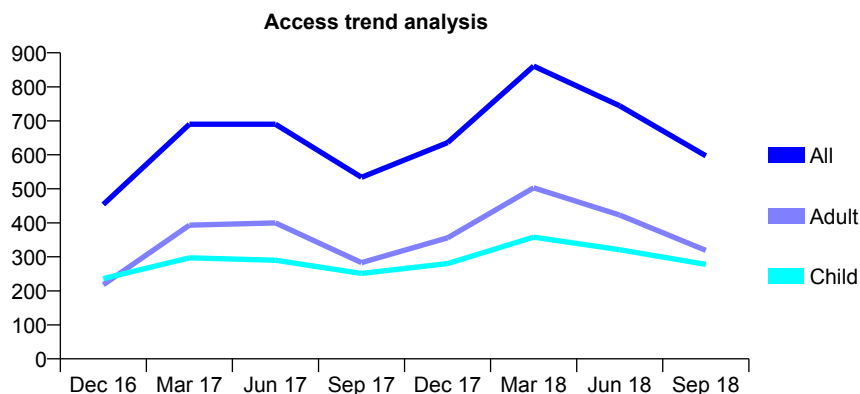
## Q60 - Vital Signs At a Glance Contract Report for 833304/0001 - September 2018

Name or company name	MR AP JAMES
Contract type name	GDS Contract
Purpose of contract	General and Orthodontic
Contract start date	01/04/2006
Contract end date	

18/19 Contracted general activity (UDA)	1,526
Carry forward general activity (UDA)	0
18/19 Contracted orthodontic activity (UOA)	80
Carry forward orthodontic activity (UOA)	0
Baseline contract value	£47,308.66

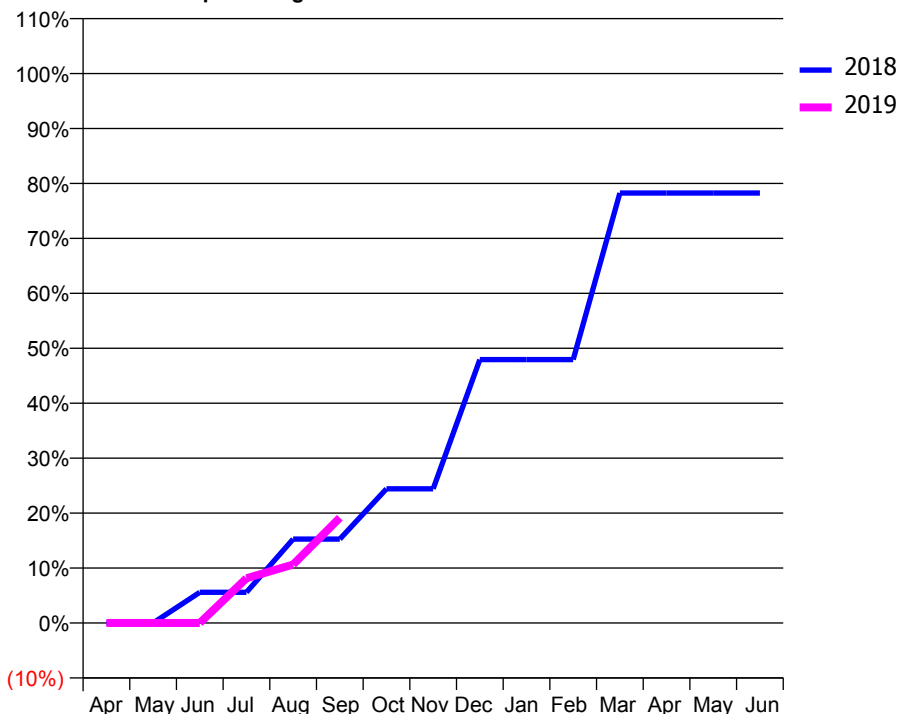
### ACCESS\*

Patients seen in 24 months	Total	Change since previous quarter
Quarter ending September 2017	534	
Quarter ending December 2017	636	↑
Quarter ending March 2018	861	↑
Quarter ending June 2018	744	↓
Quarter ending September 2018	597	↓
<b>Variance since September 2017</b>	<b>11.8%</b>	<b>↑</b>



### ACTIVITY

Cumulative percentage of contracted UDA delivered 2018 & 2019



Adjusted Scheduled Activity (UDA)

Month	2018	2019
April	0	0
May	0	0
June	85	0
July	85	124
August	233	162
September	233	292
October	373	
November	373	
December	731	
January	731	
February	731	
March	1,194	
April	1,194	
May	1,194	
June	1,194	

### QUALITY

	Quantity	Base Number	Contract	AT	Region	England
% of FP17s for the same patient ID Re-attending within 3 months - Children	4	192	2.1%	9.8%	11.4%	11.6%
% of FP17s for the same patient ID Re-attending within 3 months - Adults	7	144	4.9%	13.2%	15.0%	15.5%
% of FP17s for the same patient ID Re-attending between 3 & 9 months - Children	121	192	63.0%	60.9%	59.9%	58.8%
% of FP17s for the same patient ID Re-attending between 3 & 9 months - Adults	52	144	36.1%	55.1%	52.0%	51.1%
% of FP17s for Band 1 Urgent Courses	11	238	4.6%	7.2%	8.0%	9.0%
% of FP17s Relating to Free Repair or Replacements	0	238	0.0%	0.9%	0.8%	0.8%
% of FP17s Relating to Continuations	0	238	0.0%	1.1%	0.9%	0.9%
% of Patients satisfied with the dentistry they have received	1	1	N/A	93.8%	93.5%	93.3%
% of Patients satisfied with the time they had to wait for an appointment	1	1	N/A	91.1%	89.1%	88.9%

\* This is based on patients treated on this contract for their most recent course of treatment. Figures in italics indicate the base number of FP17s or Patient Questionnaire responses are less than 100. N/A is shown where the base number of responses is less than 10 during the period. % is calculated as Quantity/Base number\*100

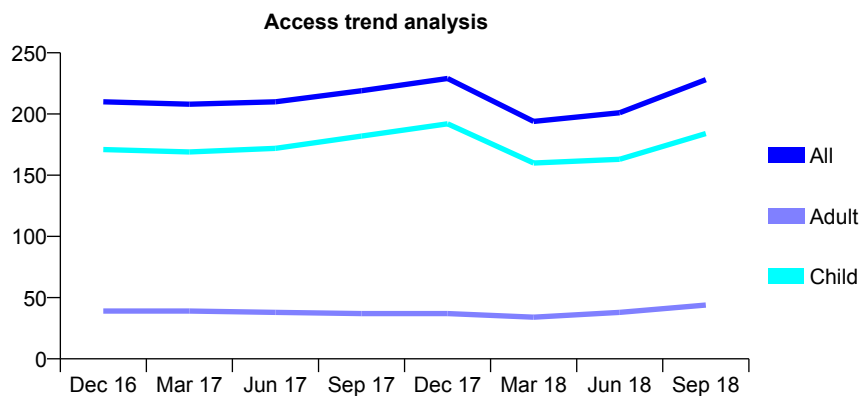
## Q60 - Vital Signs At a Glance Contract Report for 840319/0001 - September 2018

Name or company name	MISS SJ WORSKETT
Contract type name	GDS Contract
Purpose of contract	General
Contract start date	01/04/2006
Contract end date	

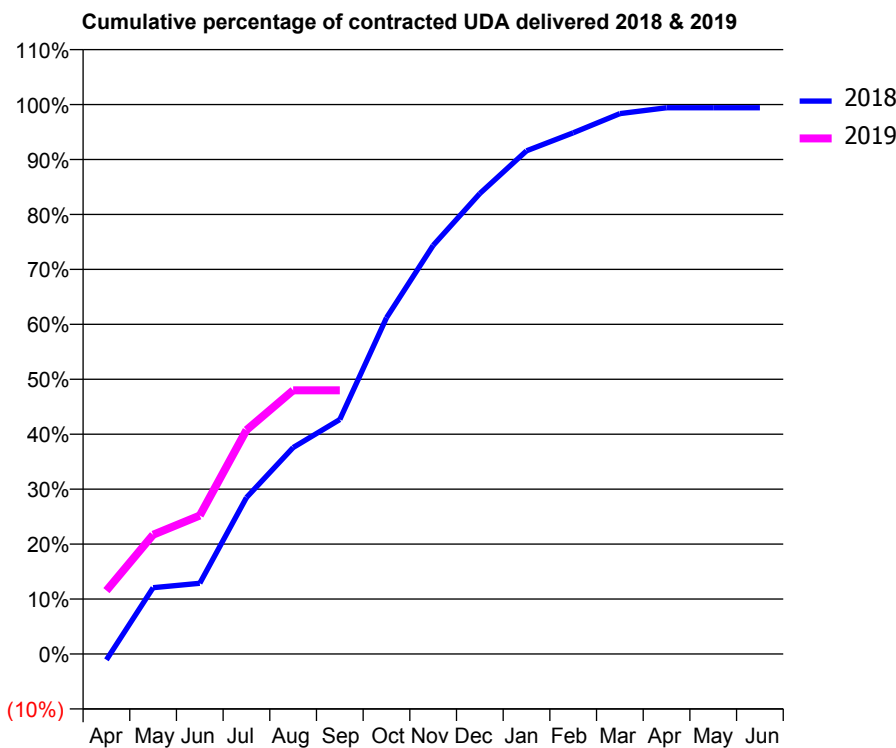
18/19 Contracted general activity (UDA)	373
Carry forward general activity (UDA)	2
18/19 Contracted orthodontic activity (UOA)	0
Carry forward orthodontic activity (UOA)	0
Baseline contract value	£7,739.90

### ACCESS\*

Patients seen in 24 months	Total	Change since previous quarter
Quarter ending September 2017	219	
Quarter ending December 2017	229	↑
Quarter ending March 2018	194	↓
Quarter ending June 2018	201	↑
Quarter ending September 2018	228	↑
<b>Variance since September 2017</b>	<b>4.1%</b>	<b>↑</b>



### ACTIVITY



Adjusted Scheduled Activity (UDA)		
Month	2018	2019
April	-4	43
May	45	81
June	48	94
July	106	152
August	140	179
September	159	179
October	228	
November	277	
December	313	
January	342	
February	354	
March	367	
April	371	
May	371	
June	371	

### QUALITY

	Quantity	Base Number	Contract	AT	Region	England
% of FP17s for the same patient ID Re-attending within 3 months - Children	1	126	0.8%	9.8%	11.4%	11.6%
% of FP17s for the same patient ID Re-attending within 3 months - Adults	1	17	5.9%	13.2%	15.0%	15.5%
% of FP17s for the same patient ID Re-attending between 3 & 9 months - Children	74	126	58.7%	60.9%	59.9%	58.8%
% of FP17s for the same patient ID Re-attending between 3 & 9 months - Adults	7	17	41.2%	55.1%	52.0%	51.1%
% of FP17s for Band 1 Urgent Courses	0	137	0.0%	7.2%	8.0%	9.0%
% of FP17s Relating to Free Repair or Replacements	0	137	0.0%	0.9%	0.8%	0.8%
% of FP17s Relating to Continuations	0	137	0.0%	1.1%	0.9%	0.9%
% of Patients satisfied with the dentistry they have received	1	1	N/A	93.8%	93.5%	93.3%
% of Patients satisfied with the time they had to wait for an appointment	1	1	N/A	91.1%	89.1%	88.9%

\* This is based on patients treated on this contract for their most recent course of treatment. Figures in italics indicate the base number of FP17s or Patient Questionnaire responses are less than 100. N/A is shown where the base number of responses is less than 10 during the period. % is calculated as Quantity/Base number\*100

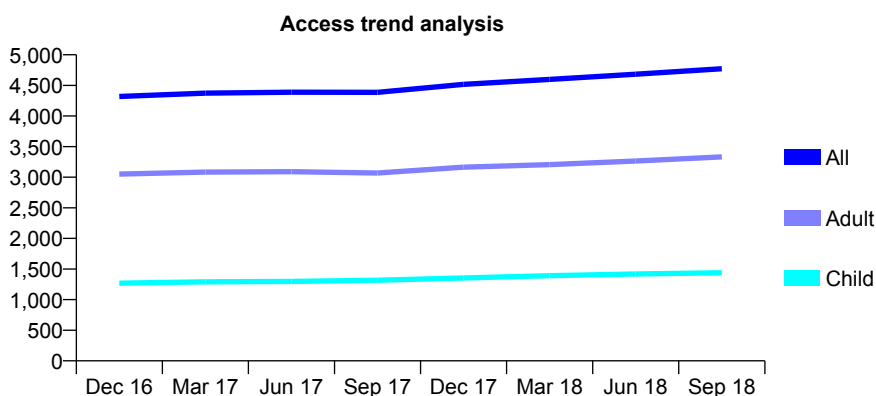
## Q60 - Vital Signs At a Glance Contract Report for 840610/0001 - September 2018

Name or company name	MR RK NAHAR
Contract type name	GDS Contract
Purpose of contract	General and Orthodontic
Contract start date	01/04/2006
Contract end date	

18/19 Contracted general activity (UDA)	17,203
Carry forward general activity (UDA)	562
18/19 Contracted orthodontic activity (UOA)	656
Carry forward orthodontic activity (UOA)	-5
Baseline contract value	£454,342.55

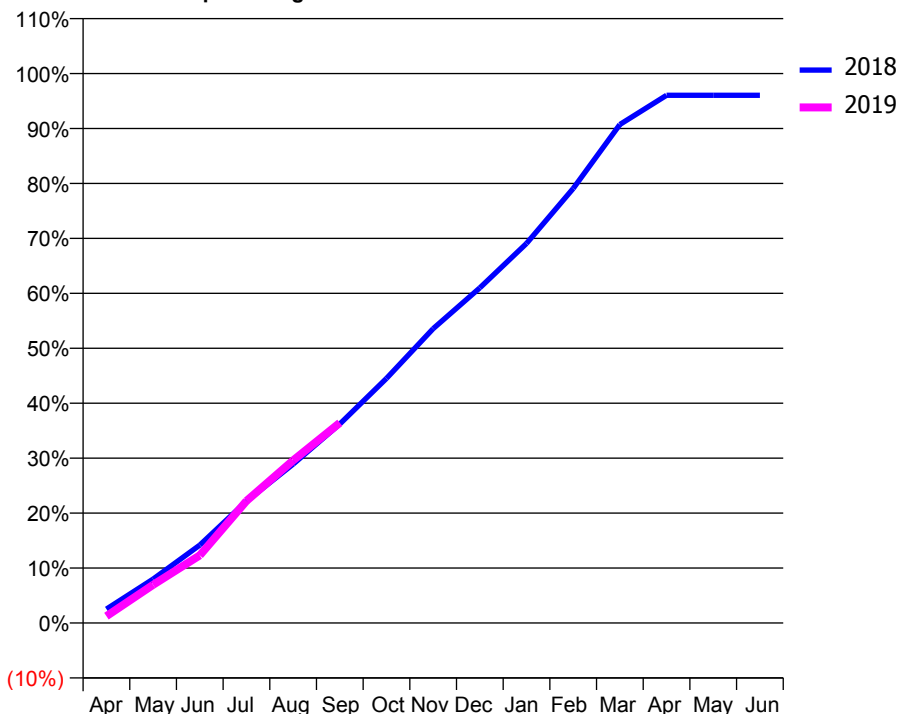
### ACCESS\*

Patients seen in 24 months	Total	Change since previous quarter
Quarter ending September 2017	4,386	
Quarter ending December 2017	4,518	↑
Quarter ending March 2018	4,597	→
Quarter ending June 2018	4,684	→
Quarter ending September 2018	4,773	→
<b>Variance since September 2017</b>	<b>8.8%</b>	<b>↑</b>



### ACTIVITY

Cumulative percentage of contracted UDA delivered 2018 & 2019



Adjusted Scheduled Activity (UDA)

Month	2018	2019
April	361	215
May	1,135	1,195
June	2,013	2,119
July	3,148	3,822
August	4,106	5,089
September	5,145	6,267
October	6,324	
November	7,608	
December	8,663	
January	9,810	
February	11,232	
March	12,886	
April	13,641	
May	13,641	
June	13,641	

### QUALITY

	Quantity	Base Number	Contract	AT	Region	England
% of FP17s for the same patient ID Re-attending within 3 months - Children	142	1,224	11.6%	9.8%	11.4%	11.6%
% of FP17s for the same patient ID Re-attending within 3 months - Adults	383	2,544	15.1%	13.2%	15.0%	15.5%
% of FP17s for the same patient ID Re-attending between 3 & 9 months - Children	772	1,224	63.1%	60.9%	59.9%	58.8%
% of FP17s for the same patient ID Re-attending between 3 & 9 months - Adults	1,482	2,544	58.3%	55.1%	52.0%	51.1%
% of FP17s for Band 1 Urgent Courses	216	3,418	6.3%	7.2%	8.0%	9.0%
% of FP17s Relating to Free Repair or Replacements	16	3,418	0.5%	0.9%	0.8%	0.8%
% of FP17s Relating to Continuations	55	3,418	1.6%	1.1%	0.9%	0.9%
% of Patients satisfied with the dentistry they have received	4	4	N/A	93.8%	93.5%	93.3%
% of Patients satisfied with the time they had to wait for an appointment	4	4	N/A	91.1%	89.1%	88.9%

\* This is based on patients treated on this contract for their most recent course of treatment. Figures in italics indicate the base number of FP17s or Patient Questionnaire responses are less than 100. N/A is shown where the base number of responses is less than 10 during the period. % is calculated as Quantity/Base number\*100



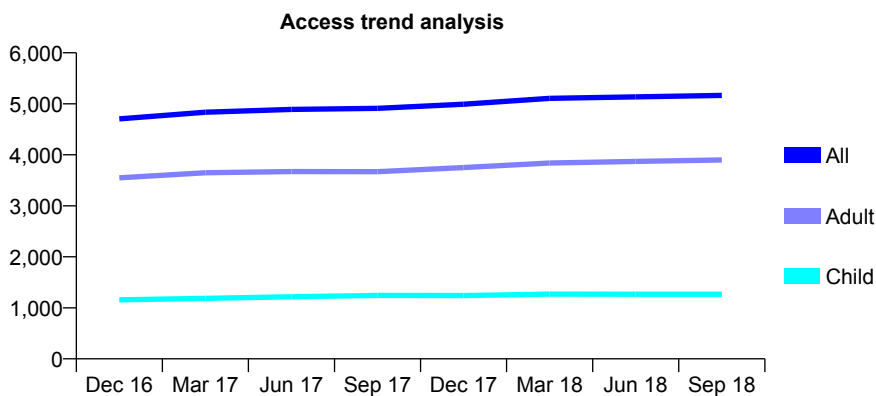
## Q60 - Vital Signs At a Glance Contract Report for 844691/0001 - September 2018

Name or company name	MR G SHIRAVI
Contract type name	GDS Contract
Purpose of contract	General
Contract start date	01/04/2006
Contract end date	

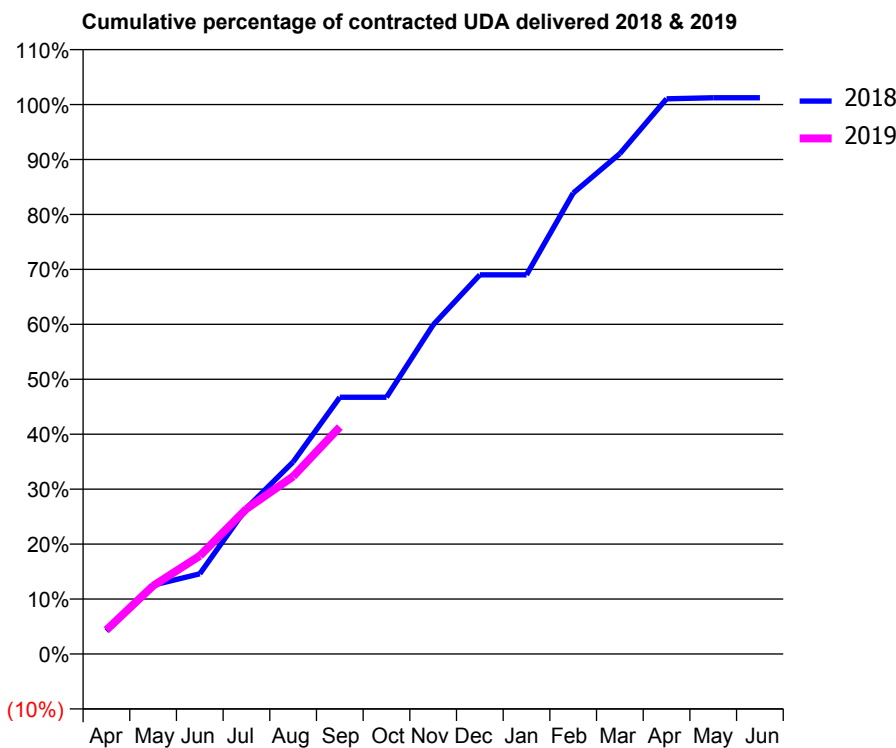
18/19 Contracted general activity (UDA)	15,045
Carry forward general activity (UDA)	-174
18/19 Contracted orthodontic activity (UOA)	0
Carry forward orthodontic activity (UOA)	0
Baseline contract value	£420,766.49

### ACCESS\*

Patients seen in 24 months	Total	Change since previous quarter
Quarter ending September 2017	4,911	
Quarter ending December 2017	4,992	→
Quarter ending March 2018	5,108	↑
Quarter ending June 2018	5,137	→
Quarter ending September 2018	5,166	→
<b>Variance since September 2017</b>	<b>5.2%</b>	<b>↑</b>



### ACTIVITY



Month	Adjusted Scheduled Activity (UDA)	
	2018	2019
April	600	658
May	1,792	1,867
June	2,086	2,690
July	3,793	3,973
August	4,998	4,860
September	6,680	6,214
October	6,680	
November	8,563	
December	9,864	
January	9,864	
February	11,989	
March	13,019	
April	14,444	
May	14,469	
June	14,469	

### QUALITY

	Quantity	Base Number	Contract	AT	Region	England
% of FP17s for the same patient ID Re-attending within 3 months - Children	59	944	6.3%	9.8%	11.4%	11.6%
% of FP17s for the same patient ID Re-attending within 3 months - Adults	401	2,877	13.9%	13.2%	15.0%	15.5%
% of FP17s for the same patient ID Re-attending between 3 & 9 months - Children	609	944	64.5%	60.9%	59.9%	58.8%
% of FP17s for the same patient ID Re-attending between 3 & 9 months - Adults	1,641	2,877	57.0%	55.1%	52.0%	51.1%
% of FP17s for Band 1 Urgent Courses	172	3,191	5.4%	7.2%	8.0%	9.0%
% of FP17s Relating to Free Repair or Replacements	12	3,191	0.4%	0.9%	0.8%	0.8%
% of FP17s Relating to Continuations	43	3,191	1.3%	1.1%	0.9%	0.9%
% of Patients satisfied with the dentistry they have received	2	2	N/A	93.8%	93.5%	93.3%
% of Patients satisfied with the time they had to wait for an appointment	2	2	N/A	91.1%	89.1%	88.9%

\* This is based on patients treated on this contract for their most recent course of treatment. Figures in italics indicate the base number of FP17s or Patient Questionnaire responses are less than 100. N/A is shown where the base number of responses is less than 10 during the period. % is calculated as Quantity/Base number\*100

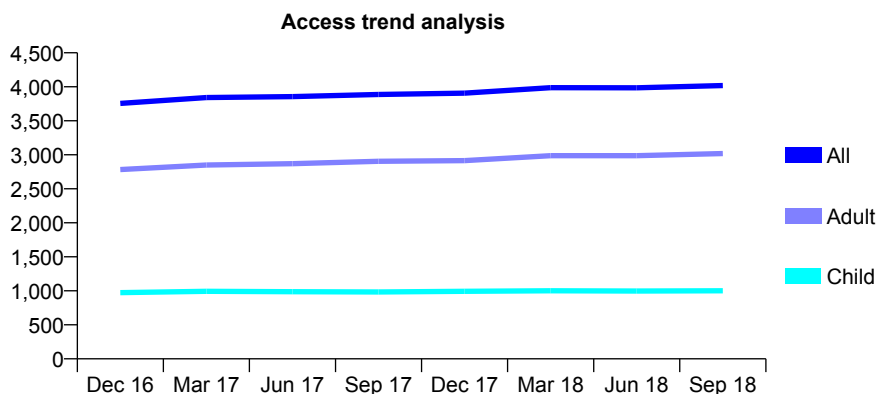
## Q60 - Vital Signs At a Glance Contract Report for 847739/0002 - September 2018

Name or company name	MR E MOORE
Contract type name	GDS Contract
Purpose of contract	General
Contract start date	01/04/2006
Contract end date	

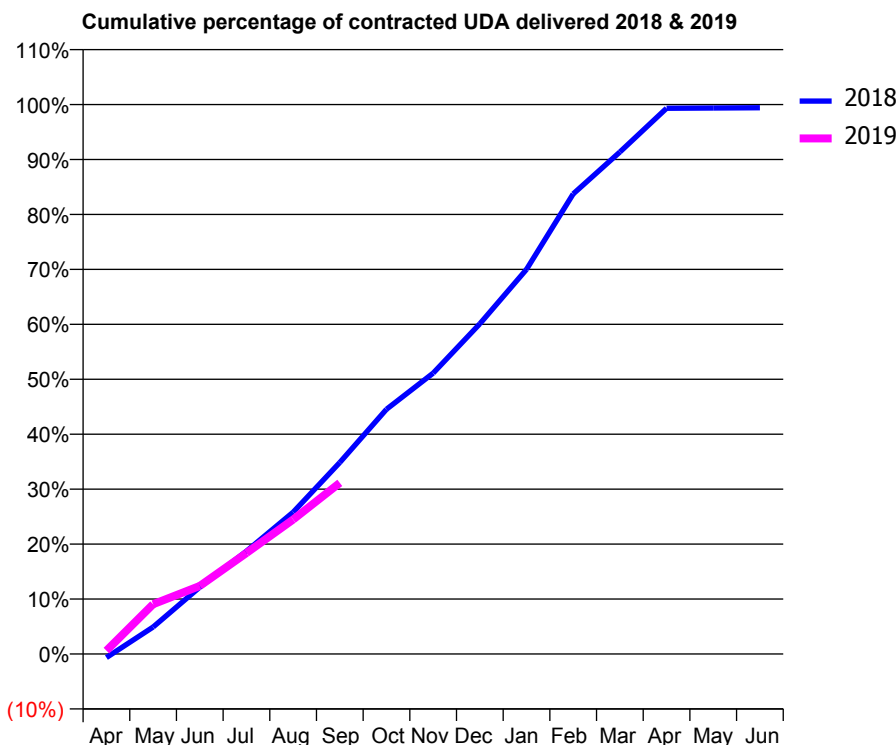
18/19 Contracted general activity (UDA)	11,482
Carry forward general activity (UDA)	56
18/19 Contracted orthodontic activity (UOA)	0
Carry forward orthodontic activity (UOA)	0
Baseline contract value	£273,988.49

### ACCESS\*

Patients seen in 24 months	Total	Change since previous quarter
Quarter ending September 2017	3,888	
Quarter ending December 2017	3,907	→
Quarter ending March 2018	3,988	↑
Quarter ending June 2018	3,986	→
Quarter ending September 2018	4,019	→
<b>Variance since September 2017</b>	<b>3.4%</b>	<b>↑</b>



### ACTIVITY



Adjusted Scheduled Activity (UDA)		
Month	2018	2019
April	-64	71
May	467	1,040
June	1,153	1,424
July	1,776	2,111
August	2,448	2,810
September	3,306	3,578
October	4,225	
November	4,848	
December	5,699	
January	6,638	
February	7,940	
March	8,661	
April	9,418	
May	9,421	
June	9,426	

### QUALITY

	Quantity	Base Number	Contract	AT	Region	England
% of FP17s for the same patient ID Re-attending within 3 months - Children	60	754	8.0%	9.8%	11.4%	11.6%
% of FP17s for the same patient ID Re-attending within 3 months - Adults	234	1,872	12.5%	13.2%	15.0%	15.5%
% of FP17s for the same patient ID Re-attending between 3 & 9 months - Children	437	754	58.0%	60.9%	59.9%	58.8%
% of FP17s for the same patient ID Re-attending between 3 & 9 months - Adults	971	1,872	51.9%	55.1%	52.0%	51.1%
% of FP17s for Band 1 Urgent Courses	118	1,871	6.3%	7.2%	8.0%	9.0%
% of FP17s Relating to Free Repair or Replacements	4	1,871	0.2%	0.9%	0.8%	0.8%
% of FP17s Relating to Continuations	3	1,871	0.2%	1.1%	0.9%	0.9%
% of Patients satisfied with the dentistry they have received	8	8	N/A	93.8%	93.5%	93.3%
% of Patients satisfied with the time they had to wait for an appointment	8	8	N/A	91.1%	89.1%	88.9%

\* This is based on patients treated on this contract for their most recent course of treatment. Figures in italics indicate the base number of FP17s or Patient Questionnaire responses are less than 100. N/A is shown where the base number of responses is less than 10 during the period. % is calculated as Quantity/Base number\*100

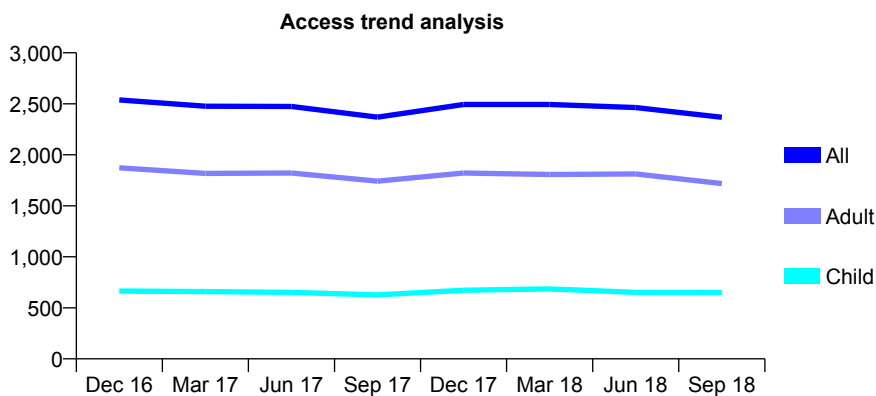
## Q60 - Vital Signs At a Glance Contract Report for 849227/0001 - September 2018

Name or company name	MR BS AHITAN
Contract type name	GDS Contract
Purpose of contract	General
Contract start date	01/04/2006
Contract end date	

18/19 Contracted general activity (UDA)	10,030
Carry forward general activity (UDA)	0
18/19 Contracted orthodontic activity (UOA)	0
Carry forward orthodontic activity (UOA)	0
Baseline contract value	£231,534.96

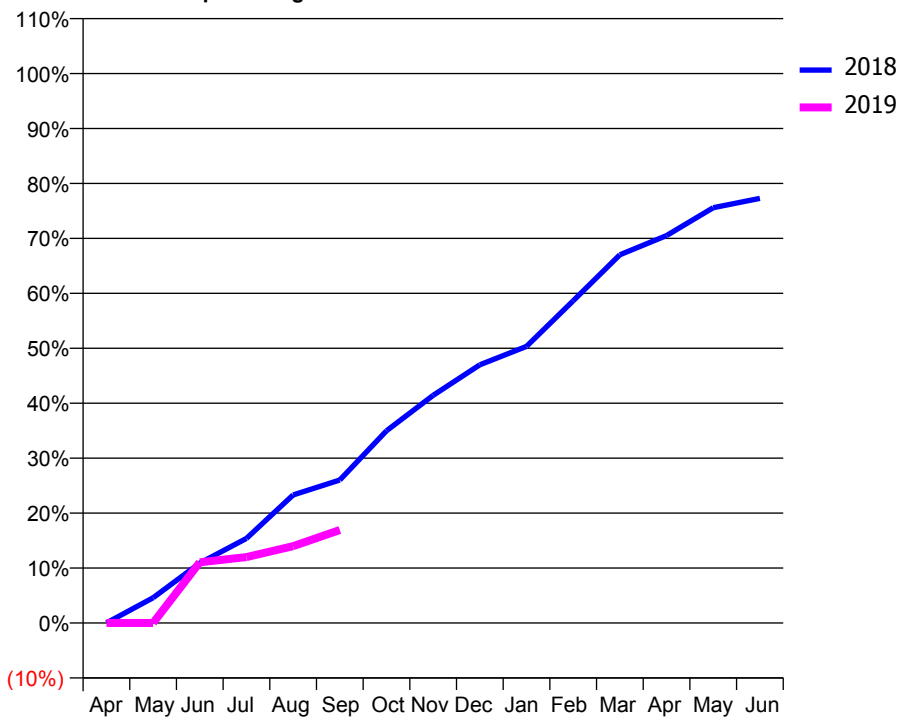
### ACCESS\*

Patients seen in 24 months	Total	Change since previous quarter
Quarter ending September 2017	2,369	
Quarter ending December 2017	2,494	↑
Quarter ending March 2018	2,493	→
Quarter ending June 2018	2,464	↓
Quarter ending September 2018	2,368	↓
<b>Variance since September 2017</b>	<b>(0.0%)</b>	→



### ACTIVITY

Cumulative percentage of contracted UDA delivered 2018 & 2019



Adjusted Scheduled Activity (UDA)		
Month	2018	2019
April	0	0
May	461	0
June	1,094	1,108
July	1,544	1,204
August	2,338	1,402
September	2,610	1,699
October	3,509	
November	4,155	
December	4,713	
January	5,050	
February	5,881	
March	6,723	
April	7,072	
May	7,581	
June	7,751	

### QUALITY

	Quantity	Base Number	Contract	AT	Region	England
% of FP17s for the same patient ID Re-attending within 3 months - Children	22	325	6.8%	9.8%	11.4%	11.6%
% of FP17s for the same patient ID Re-attending within 3 months - Adults	125	702	17.8%	13.2%	15.0%	15.5%
% of FP17s for the same patient ID Re-attending between 3 & 9 months - Children	122	325	37.5%	60.9%	59.9%	58.8%
% of FP17s for the same patient ID Re-attending between 3 & 9 months - Adults	182	702	25.9%	55.1%	52.0%	51.1%
% of FP17s for Band 1 Urgent Courses	13	611	2.1%	7.2%	8.0%	9.0%
% of FP17s Relating to Free Repair or Replacements	18	611	2.9%	0.9%	0.8%	0.8%
% of FP17s Relating to Continuations	10	611	1.6%	1.1%	0.9%	0.9%
% of Patients satisfied with the dentistry they have received	0	0	N/A	93.8%	93.5%	93.3%
% of Patients satisfied with the time they had to wait for an appointment	0	0	N/A	91.1%	89.1%	88.9%

\* This is based on patients treated on this contract for their most recent course of treatment. Figures in italics indicate the base number of FP17s or Patient Questionnaire responses are less than 100. N/A is shown where the base number of responses is less than 10 during the period. % is calculated as Quantity/Base number\*100

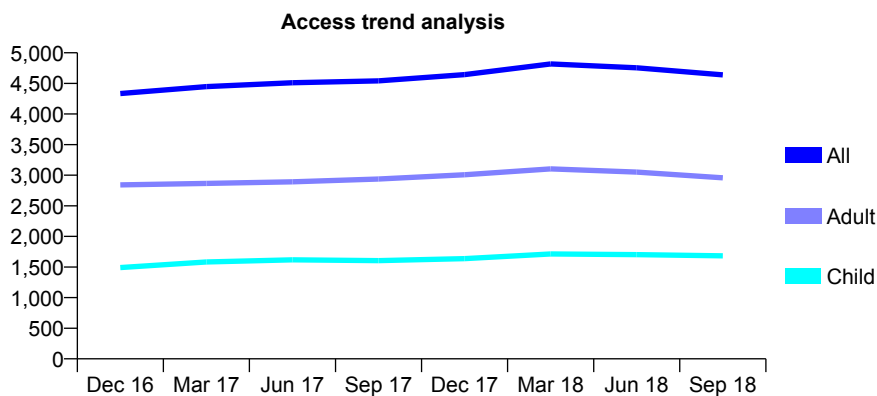
## Q60 - Vital Signs At a Glance Contract Report for 856622/0001 - September 2018

Name or company name	MR N BARCHHA
Contract type name	GDS Contract
Purpose of contract	General
Contract start date	01/04/2006
Contract end date	

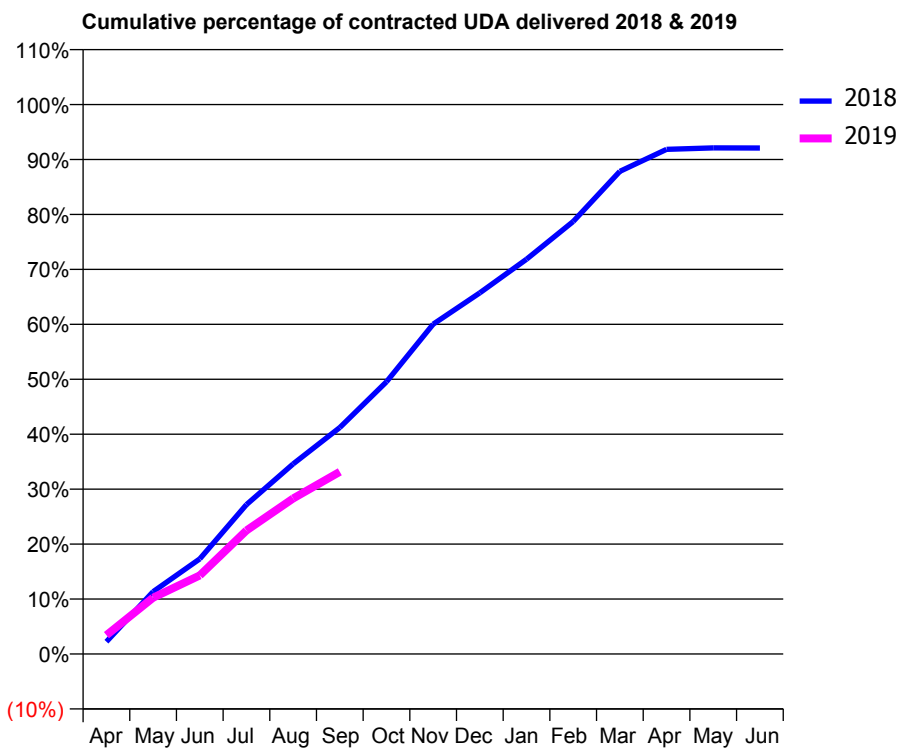
18/19 Contracted general activity (UDA)	16,093
Carry forward general activity (UDA)	0
18/19 Contracted orthodontic activity (UOA)	0
Carry forward orthodontic activity (UOA)	0
Baseline contract value	£400,598.69

### ACCESS\*

Patients seen in 24 months	Total	Change since previous quarter
Quarter ending September 2017	4,542	
Quarter ending December 2017	4,644	↑
Quarter ending March 2018	4,817	↑
Quarter ending June 2018	4,754	↓
Quarter ending September 2018	4,640	↓
<b>Variance since September 2017</b>	<b>2.2%</b>	<b>↑</b>



### ACTIVITY



Month	Adjusted Scheduled Activity (UDA)	
	2018	2019
April	361	553
May	1,825	1,652
June	2,785	2,302
July	4,375	3,619
August	5,568	4,557
September	6,631	5,335
October	7,972	
November	9,661	
December	10,576	
January	11,561	
February	12,665	
March	14,134	
April	14,778	
May	14,821	
June	14,819	

### QUALITY

	Quantity	Base Number	Contract	AT	Region	England
% of FP17s for the same patient ID Re-attending within 3 months - Children	79	1,261	6.3%	9.8%	11.4%	11.6%
% of FP17s for the same patient ID Re-attending within 3 months - Adults	317	1,968	16.1%	13.2%	15.0%	15.5%
% of FP17s for the same patient ID Re-attending between 3 & 9 months - Children	877	1,261	69.5%	60.9%	59.9%	58.8%
% of FP17s for the same patient ID Re-attending between 3 & 9 months - Adults	1,190	1,968	60.5%	55.1%	52.0%	51.1%
% of FP17s for Band 1 Urgent Courses	195	2,920	6.7%	7.2%	8.0%	9.0%
% of FP17s Relating to Free Repair or Replacements	18	2,920	0.6%	0.9%	0.8%	0.8%
% of FP17s Relating to Continuations	53	2,920	1.8%	1.1%	0.9%	0.9%
% of Patients satisfied with the dentistry they have received	4	4	N/A	93.8%	93.5%	93.3%
% of Patients satisfied with the time they had to wait for an appointment	3	4	N/A	91.1%	89.1%	88.9%

\* This is based on patients treated on this contract for their most recent course of treatment. Figures in italics indicate the base number of FP17s or Patient Questionnaire responses are less than 100. N/A is shown where the base number of responses is less than 10 during the period. % is calculated as Quantity/Base number\*100

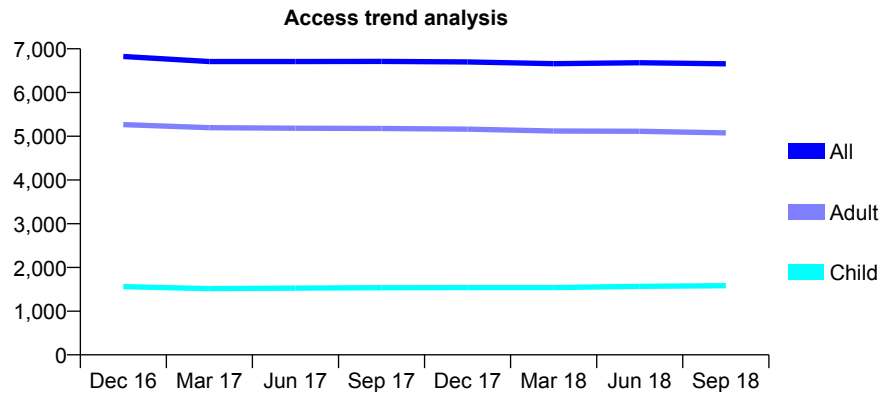
## Q60 - Vital Signs At a Glance Contract Report for 857866/0001 - September 2018

Name or company name	MR LG THOTA
Contract type name	GDS Contract
Purpose of contract	General
Contract start date	01/04/2006
Contract end date	

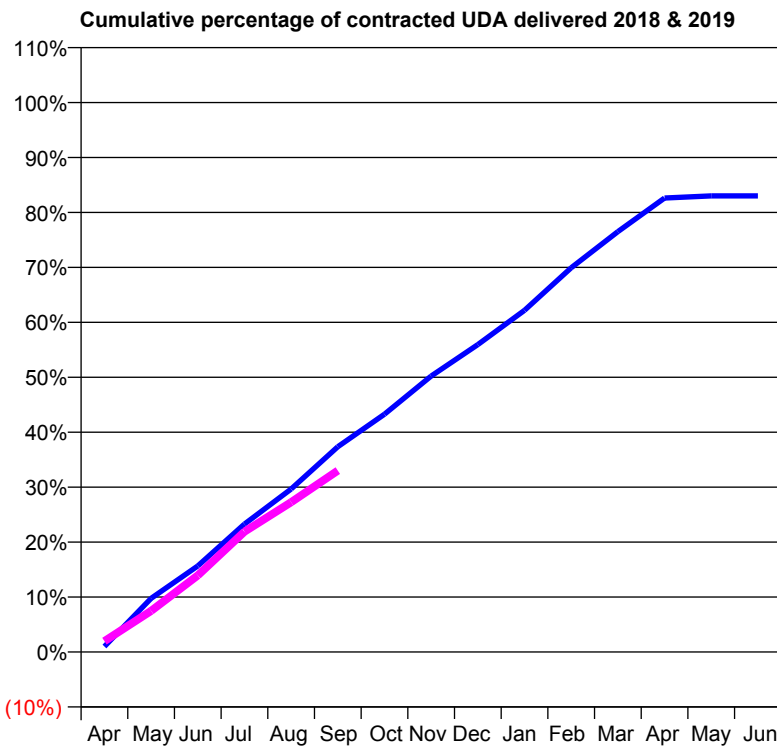
18/19 Contracted general activity (UDA)	26,500
Carry forward general activity (UDA)	0
18/19 Contracted orthodontic activity (UOA)	0
Carry forward orthodontic activity (UOA)	0
Baseline contract value	£563,191.61

### ACCESS\*

Patients seen in 24 months	Total	Change since previous quarter
Quarter ending September 2017	6,712	
Quarter ending December 2017	6,700	→
Quarter ending March 2018	6,659	→
Quarter ending June 2018	6,680	→
Quarter ending September 2018	6,658	→
<b>Variance since September 2017</b>	<b>(0.8%)</b>	→



### ACTIVITY



Month	Adjusted Scheduled Activity (UDA)	
	2018	2019
April	266	523
May	2,587	1,984
June	4,151	3,697
July	6,171	5,804
August	7,863	7,227
September	9,899	8,747
October	11,469	
November	13,308	
December	14,829	
January	16,476	
February	18,530	
March	20,275	
April	21,890	
May	21,996	
June	21,996	

### QUALITY

	Quantity	Base Number	Contract	AT	Region	England
% of FP17s for the same patient ID Re-attending within 3 months - Children	67	1,219	5.5%	9.8%	11.4%	11.6%
% of FP17s for the same patient ID Re-attending within 3 months - Adults	489	3,937	12.4%	13.2%	15.0%	15.5%
% of FP17s for the same patient ID Re-attending between 3 & 9 months - Children	758	1,219	62.2%	60.9%	59.9%	58.8%
% of FP17s for the same patient ID Re-attending between 3 & 9 months - Adults	2,523	3,937	64.1%	55.1%	52.0%	51.1%
% of FP17s for Band 1 Urgent Courses	407	4,457	9.1%	7.2%	8.0%	9.0%
% of FP17s Relating to Free Repair or Replacements	18	4,457	0.4%	0.9%	0.8%	0.8%
% of FP17s Relating to Continuations	28	4,457	0.6%	1.1%	0.9%	0.9%
% of Patients satisfied with the dentistry they have received	7	7	N/A	93.8%	93.5%	93.3%
% of Patients satisfied with the time they had to wait for an appointment	6	7	N/A	91.1%	89.1%	88.9%

\* This is based on patients treated on this contract for their most recent course of treatment. Figures in italics indicate the base number of FP17s or Patient Questionnaire responses are less than 100. N/A is shown where the base number of responses is less than 10 during the period. % is calculated as Quantity/Base number\*100

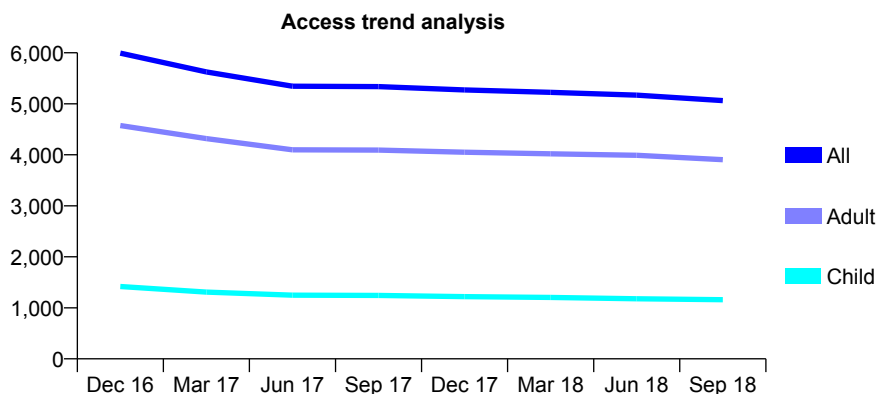
## Q60 - Vital Signs At a Glance Contract Report for 906611/0002 - September 2018

Name or company name	MR RJ COOPER
Contract type name	GDS Contract
Purpose of contract	General
Contract start date	01/04/2009
Contract end date	

18/19 Contracted general activity (UDA)	18,833
Carry forward general activity (UDA)	0
18/19 Contracted orthodontic activity (UOA)	0
Carry forward orthodontic activity (UOA)	0
Baseline contract value	£456,136.25

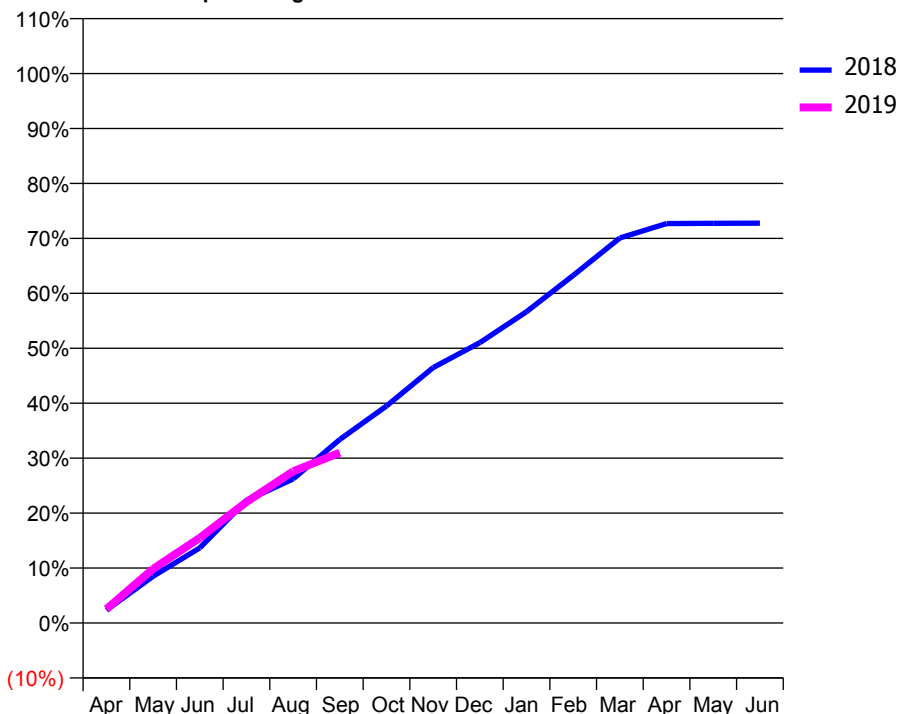
### ACCESS\*

Patients seen in 24 months	Total	Change since previous quarter
Quarter ending September 2017	5,336	
Quarter ending December 2017	5,272	↓
Quarter ending March 2018	5,224	→
Quarter ending June 2018	5,170	↓
Quarter ending September 2018	5,064	↓
<b>Variance since September 2017</b>	<b>(5.1%)</b>	<b>↓</b>



### ACTIVITY

Cumulative percentage of contracted UDA delivered 2018 & 2019



Adjusted Scheduled Activity (UDA)

Month	2018	2019
April	439	477
May	1,601	1,859
June	2,574	2,918
July	4,199	4,149
August	4,937	5,198
September	6,289	5,839
October	7,438	
November	8,752	
December	9,610	
January	10,668	
February	11,912	
March	13,197	
April	13,690	
May	13,698	
June	13,702	

### QUALITY

	Quantity	Base Number	Contract	AT	Region	England
% of FP17s for the same patient ID Re-attending within 3 months - Children	59	815	7.2%	9.8%	11.4%	11.6%
% of FP17s for the same patient ID Re-attending within 3 months - Adults	231	2,416	9.6%	13.2%	15.0%	15.5%
% of FP17s for the same patient ID Re-attending between 3 & 9 months - Children	448	815	55.0%	60.9%	59.9%	58.8%
% of FP17s for the same patient ID Re-attending between 3 & 9 months - Adults	1,363	2,416	56.4%	55.1%	52.0%	51.1%
% of FP17s for Band 1 Urgent Courses	120	2,930	4.1%	7.2%	8.0%	9.0%
% of FP17s Relating to Free Repair or Replacements	10	2,930	0.3%	0.9%	0.8%	0.8%
% of FP17s Relating to Continuations	56	2,930	1.9%	1.1%	0.9%	0.9%
% of Patients satisfied with the dentistry they have received	12	12	100.0%	93.8%	93.5%	93.3%
% of Patients satisfied with the time they had to wait for an appointment	10	12	83.3%	91.1%	89.1%	88.9%

\* This is based on patients treated on this contract for their most recent course of treatment. Figures in italics indicate the base number of FP17s or Patient Questionnaire responses are less than 100. N/A is shown where the base number of responses is less than 10 during the period. % is calculated as Quantity/Base number\*100

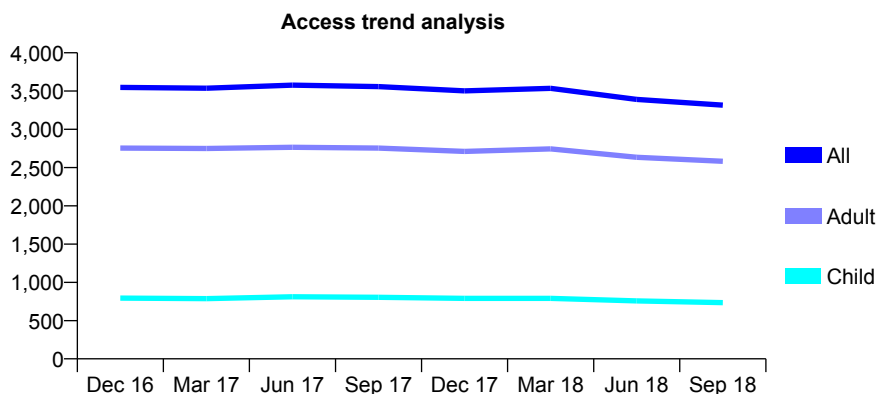
## Q60 - Vital Signs At a Glance Contract Report for 909939/0001 - September 2018

Name or company name	Sandeep Kaur Dhanda
Contract type name	GDS Contract
Purpose of contract	General
Contract start date	01/04/2006
Contract end date	

18/19 Contracted general activity (UDA)	8,800
Carry forward general activity (UDA)	169
18/19 Contracted orthodontic activity (UOA)	0
Carry forward orthodontic activity (UOA)	0
Baseline contract value	£246,910.81

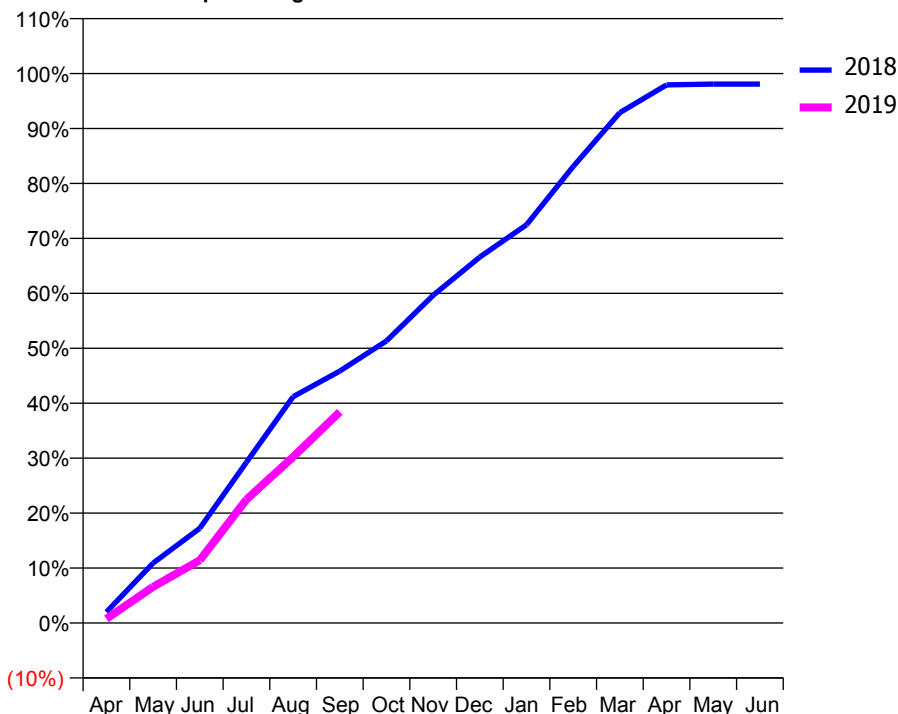
### ACCESS\*

Patients seen in 24 months	Total	Change since previous quarter
Quarter ending September 2017	3,559	
Quarter ending December 2017	3,502	↓
Quarter ending March 2018	3,535	→
Quarter ending June 2018	3,391	↓
Quarter ending September 2018	3,316	↓
<b>Variance since September 2017</b>	<b>(6.8%)</b>	<b>↓</b>



### ACTIVITY

Cumulative percentage of contracted UDA delivered 2018 & 2019



Adjusted Scheduled Activity (UDA)

Month	2018	2019
April	176	67
May	961	580
June	1,518	1,006
July	2,575	1,979
August	3,626	2,661
September	4,034	3,383
October	4,519	
November	5,248	
December	5,860	
January	6,377	
February	7,311	
March	8,174	
April	8,618	
May	8,631	
June	8,631	

### QUALITY

	Quantity	Base Number	Contract	AT	Region	England
% of FP17s for the same patient ID Re-attending within 3 months - Children	20	423	4.7%	9.8%	11.4%	11.6%
% of FP17s for the same patient ID Re-attending within 3 months - Adults	160	1,422	11.3%	13.2%	15.0%	15.5%
% of FP17s for the same patient ID Re-attending between 3 & 9 months - Children	126	423	29.8%	60.9%	59.9%	58.8%
% of FP17s for the same patient ID Re-attending between 3 & 9 months - Adults	400	1,422	28.1%	55.1%	52.0%	51.1%
% of FP17s for Band 1 Urgent Courses	98	1,654	5.9%	7.2%	8.0%	9.0%
% of FP17s Relating to Free Repair or Replacements	18	1,654	1.1%	0.9%	0.8%	0.8%
% of FP17s Relating to Continuations	13	1,654	0.8%	1.1%	0.9%	0.9%
% of Patients satisfied with the dentistry they have received	6	6	N/A	93.8%	93.5%	93.3%
% of Patients satisfied with the time they had to wait for an appointment	6	6	N/A	91.1%	89.1%	88.9%

\* This is based on patients treated on this contract for their most recent course of treatment. Figures in italics indicate the base number of FP17s or Patient Questionnaire responses are less than 100. N/A is shown where the base number of responses is less than 10 during the period. % is calculated as Quantity/Base number\*100

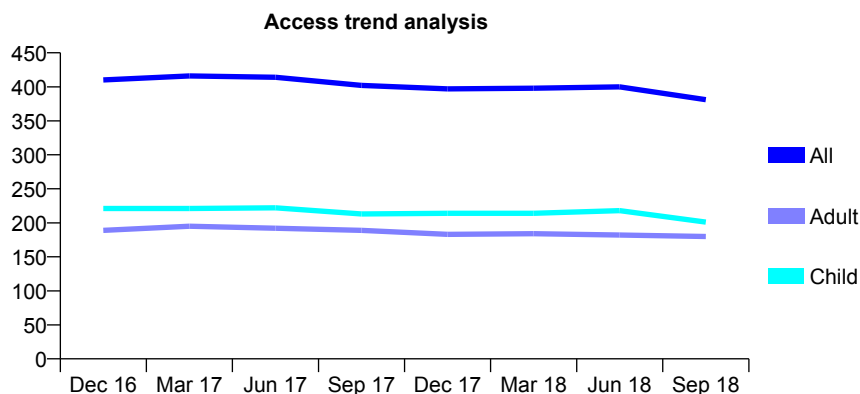
## Q60 - Vital Signs At a Glance Contract Report for 910066/0001 - September 2018

Name or company name	DR AJ FAGG
Contract type name	GDS Contract
Purpose of contract	General and Orthodontic
Contract start date	01/04/2006
Contract end date	

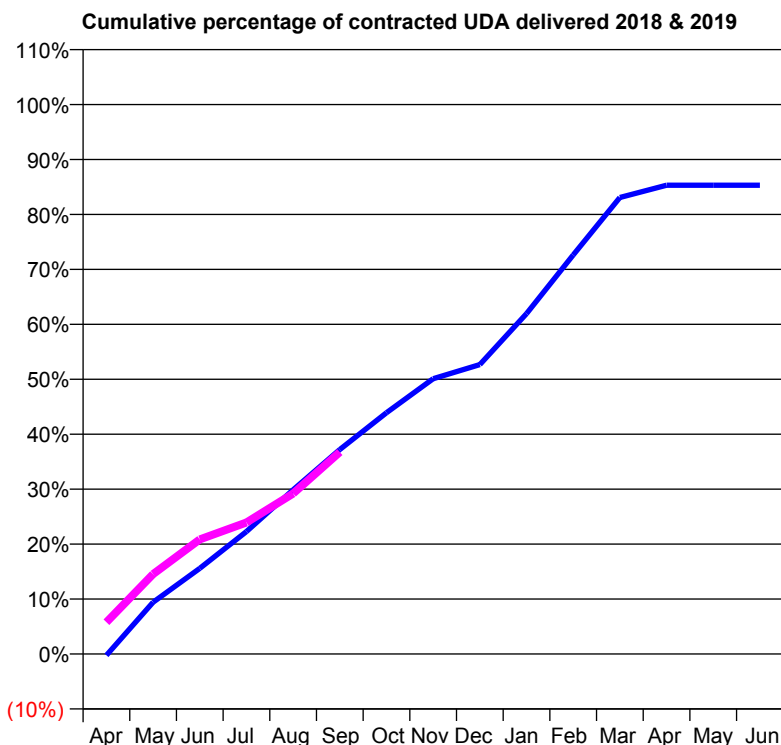
18/19 Contracted general activity (UDA)	777
Carry forward general activity (UDA)	0
18/19 Contracted orthodontic activity (UOA)	1,378
Carry forward orthodontic activity (UOA)	-21
Baseline contract value	£89,593.43

### ACCESS\*

Patients seen in 24 months	Total	Change since previous quarter
Quarter ending September 2017	402	
Quarter ending December 2017	397	↓
Quarter ending March 2018	398	→
Quarter ending June 2018	400	→
Quarter ending September 2018	381	↓
<b>Variance since September 2017</b>	<b>(5.2%)</b>	<b>↓</b>



### ACTIVITY



Adjusted Scheduled Activity (UDA)		
Month	2018	2019
April	-2	45
May	73	113
June	121	162
July	173	186
August	232	227
September	289	286
October	341	
November	389	
December	409	
January	481	
February	564	
March	646	
April	663	
May	663	
June	663	

### QUALITY

	Quantity	Base Number	Contract	AT	Region	England
% of FP17s for the same patient ID Re-attending within 3 months - Children	11	174	6.3%	9.8%	11.4%	11.6%
% of FP17s for the same patient ID Re-attending within 3 months - Adults	13	102	12.7%	13.2%	15.0%	15.5%
% of FP17s for the same patient ID Re-attending between 3 & 9 months - Children	76	174	43.7%	60.9%	59.9%	58.8%
% of FP17s for the same patient ID Re-attending between 3 & 9 months - Adults	58	102	56.9%	55.1%	52.0%	51.1%
% of FP17s for Band 1 Urgent Courses	3	202	1.5%	7.2%	8.0%	9.0%
% of FP17s Relating to Free Repair or Replacements	0	202	0.0%	0.9%	0.8%	0.8%
% of FP17s Relating to Continuations	0	202	0.0%	1.1%	0.9%	0.9%
% of Patients satisfied with the dentistry they have received	0	0	N/A	93.8%	93.5%	93.3%
% of Patients satisfied with the time they had to wait for an appointment	0	0	N/A	91.1%	89.1%	88.9%

\* This is based on patients treated on this contract for their most recent course of treatment. Figures in italics indicate the base number of FP17s or Patient Questionnaire responses are less than 100. N/A is shown where the base number of responses is less than 10 during the period. % is calculated as Quantity/Base number\*100



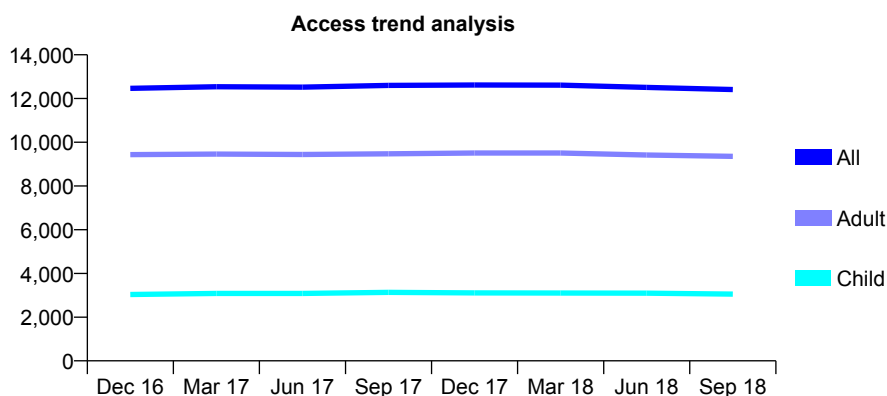
## Q60 - Vital Signs At a Glance Contract Report for 912891/0001 - September 2018

Name or company name	Rosslyn House Dental
Contract type name	GDS Contract
Purpose of contract	General
Contract start date	01/04/2006
Contract end date	

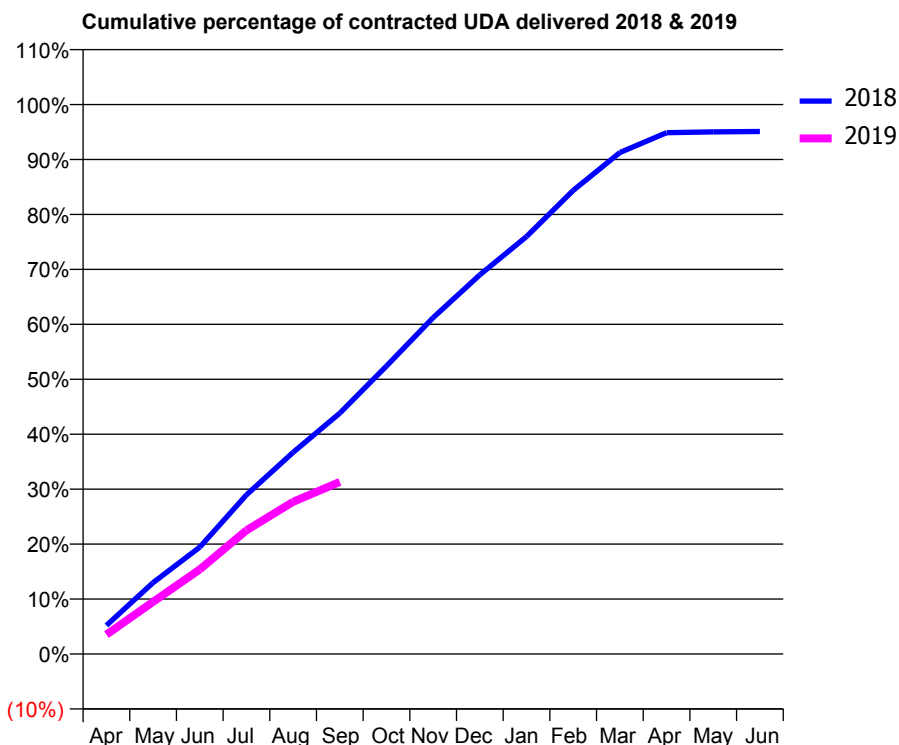
18/19 Contracted general activity (UDA)	37,649
Carry forward general activity (UDA)	0
18/19 Contracted orthodontic activity (UOA)	0
Carry forward orthodontic activity (UOA)	0
Baseline contract value	£829,147.78

### ACCESS\*

Patients seen in 24 months	Total	Change since previous quarter
Quarter ending September 2017	12,600	
Quarter ending December 2017	12,616	→
Quarter ending March 2018	12,614	→
Quarter ending June 2018	12,510	→
Quarter ending September 2018	12,409	→
<b>Variance since September 2017</b>	<b>(1.5%)</b>	<b>↓</b>



### ACTIVITY



Month	Adjusted Scheduled Activity (UDA)	
	2018	2019
April	1,698	1,329
May	4,239	3,579
June	6,347	5,801
July	9,453	8,478
August	11,982	10,431
September	14,315	11,792
October	17,110	
November	19,989	
December	22,529	
January	24,799	
February	27,541	
March	29,791	
April	30,972	
May	31,025	
June	31,049	

### QUALITY

	Quantity	Base Number	Contract	AT	Region	England
% of FP17s for the same patient ID Re-attending within 3 months - Children	80	1,863	4.3%	9.8%	11.4%	11.6%
% of FP17s for the same patient ID Re-attending within 3 months - Adults	507	5,821	8.7%	13.2%	15.0%	15.5%
% of FP17s for the same patient ID Re-attending between 3 & 9 months - Children	1,162	1,863	62.4%	60.9%	59.9%	58.8%
% of FP17s for the same patient ID Re-attending between 3 & 9 months - Adults	3,817	5,821	65.6%	55.1%	52.0%	51.1%
% of FP17s for Band 1 Urgent Courses	314	6,920	4.5%	7.2%	8.0%	9.0%
% of FP17s Relating to Free Repair or Replacements	28	6,920	0.4%	0.9%	0.8%	0.8%
% of FP17s Relating to Continuations	88	6,920	1.3%	1.1%	0.9%	0.9%
% of Patients satisfied with the dentistry they have received	16	16	100.0%	93.8%	93.5%	93.3%
% of Patients satisfied with the time they had to wait for an appointment	16	16	100.0%	91.1%	89.1%	88.9%

\* This is based on patients treated on this contract for their most recent course of treatment. Figures in italics indicate the base number of FP17s or Patient Questionnaire responses are less than 100. N/A is shown where the base number of responses is less than 10 during the period. % is calculated as Quantity/Base number\*100

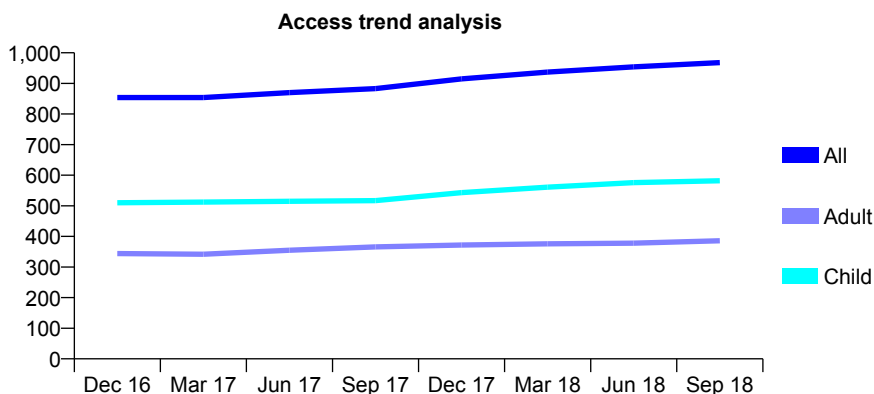
## Q60 - Vital Signs At a Glance Contract Report for 913006/0001 - September 2018

Name or company name	MRS AJ MORRIS
Contract type name	GDS Contract
Purpose of contract	General
Contract start date	01/04/2006
Contract end date	

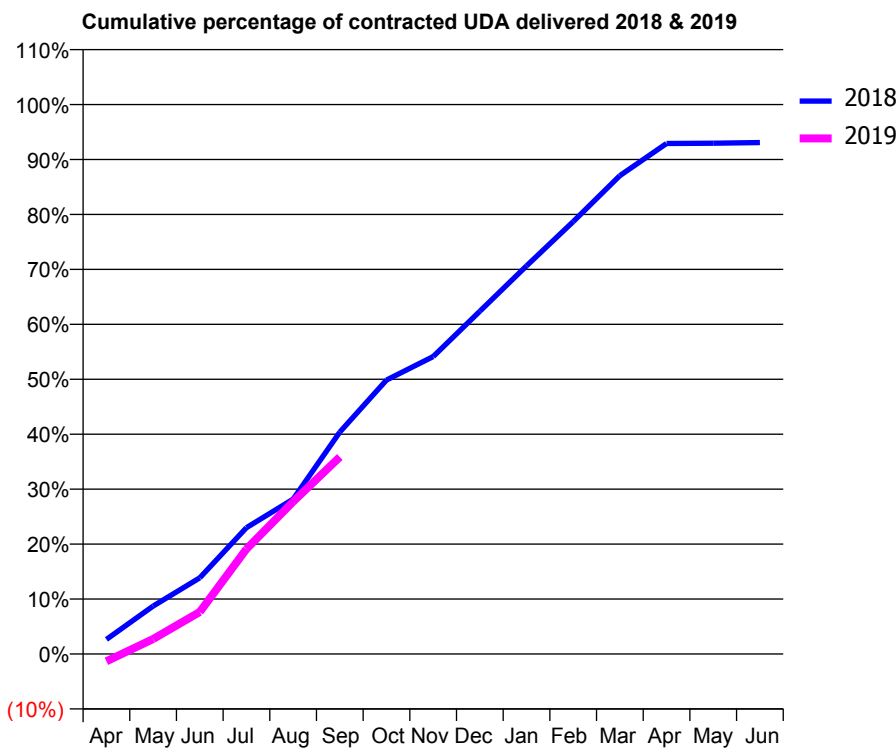
18/19 Contracted general activity (UDA)	2,400
Carry forward general activity (UDA)	166
18/19 Contracted orthodontic activity (UOA)	0
Carry forward orthodontic activity (UOA)	0
Baseline contract value	£59,518.87

### ACCESS\*

Patients seen in 24 months	Total	Change since previous quarter
Quarter ending September 2017	883	
Quarter ending December 2017	915	↑
Quarter ending March 2018	937	↑
Quarter ending June 2018	954	→
Quarter ending September 2018	968	→
<b>Variance since September 2017</b>	<b>9.6%</b>	<b>↑</b>



### ACTIVITY



Adjusted Scheduled Activity (UDA)		
Month	2018	2019
April	64	-32
May	210	65
June	333	184
July	552	459
August	676	665
September	970	860
October	1,196	
November	1,299	
December	1,497	
January	1,695	
February	1,888	
March	2,089	
April	2,230	
May	2,231	
June	2,234	

### QUALITY

	Quantity	Base Number	Contract	AT	Region	England
% of FP17s for the same patient ID Re-attending within 3 months - Children	45	565	8.0%	9.8%	11.4%	11.6%
% of FP17s for the same patient ID Re-attending within 3 months - Adults	37	269	13.8%	13.2%	15.0%	15.5%
% of FP17s for the same patient ID Re-attending between 3 & 9 months - Children	376	565	66.5%	60.9%	59.9%	58.8%
% of FP17s for the same patient ID Re-attending between 3 & 9 months - Adults	155	269	57.6%	55.1%	52.0%	51.1%
% of FP17s for Band 1 Urgent Courses	52	739	7.0%	7.2%	8.0%	9.0%
% of FP17s Relating to Free Repair or Replacements	4	739	0.5%	0.9%	0.8%	0.8%
% of FP17s Relating to Continuations	5	739	0.7%	1.1%	0.9%	0.9%
% of Patients satisfied with the dentistry they have received	1	1	N/A	93.8%	93.5%	93.3%
% of Patients satisfied with the time they had to wait for an appointment	1	1	N/A	91.1%	89.1%	88.9%

\* This is based on patients treated on this contract for their most recent course of treatment. Figures in italics indicate the base number of FP17s or Patient Questionnaire responses are less than 100. N/A is shown where the base number of responses is less than 10 during the period. % is calculated as Quantity/Base number\*100

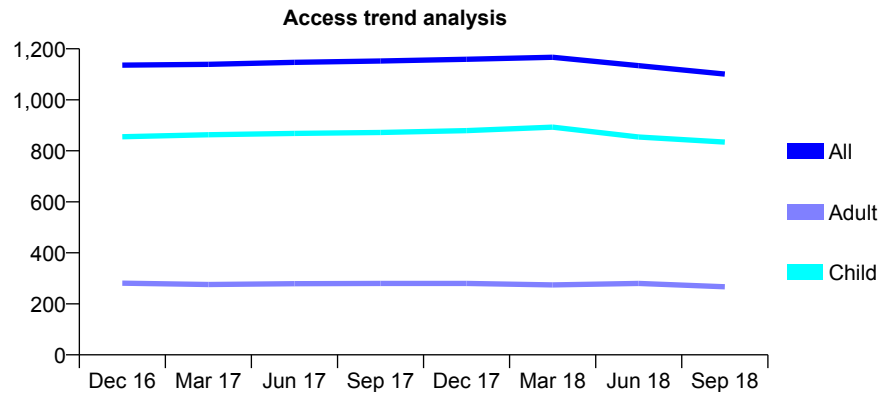
## Q60 - Vital Signs At a Glance Contract Report for 916013/0003 - September 2018

Name or company name	MR BJ GRAINGER
Contract type name	GDS Contract
Purpose of contract	General and Orthodontic
Contract start date	14/04/2008
Contract end date	

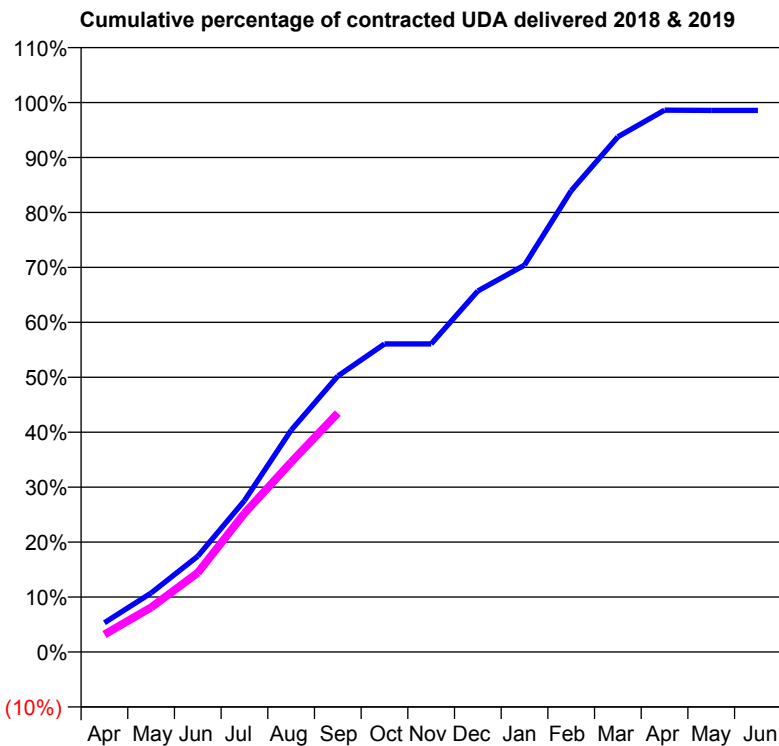
18/19 Contracted general activity (UDA)	1,850
Carry forward general activity (UDA)	29
18/19 Contracted orthodontic activity (UOA)	0
Carry forward orthodontic activity (UOA)	0
Baseline contract value	£44,044.78

### ACCESS\*

Patients seen in 24 months	Total	Change since previous quarter
Quarter ending September 2017	1,152	
Quarter ending December 2017	1,159	→
Quarter ending March 2018	1,167	→
Quarter ending June 2018	1,134	↓
Quarter ending September 2018	1,101	↓
<b>Variance since September 2017</b>	<b>(4.4%)</b>	<b>↓</b>



### ACTIVITY



Month	Adjusted Scheduled Activity (UDA)	
	2018	2019
April	106	59
May	215	150
June	349	267
July	551	467
August	807	639
September	1,005	804
October	1,122	
November	1,122	
December	1,314	
January	1,408	
February	1,679	
March	1,875	
April	1,972	
May	1,971	
June	1,971	

### QUALITY

	Quantity	Base Number	Contract	AT	Region	England
% of FP17s for the same patient ID Re-attending within 3 months - Children	6	531	1.1%	9.8%	11.4%	11.6%
% of FP17s for the same patient ID Re-attending within 3 months - Adults	3	123	2.4%	13.2%	15.0%	15.5%
% of FP17s for the same patient ID Re-attending between 3 & 9 months - Children	313	531	58.9%	60.9%	59.9%	58.8%
% of FP17s for the same patient ID Re-attending between 3 & 9 months - Adults	49	123	39.8%	55.1%	52.0%	51.1%
% of FP17s for Band 1 Urgent Courses	2	583	0.3%	7.2%	8.0%	9.0%
% of FP17s Relating to Free Repair or Replacements	0	583	0.0%	0.9%	0.8%	0.8%
% of FP17s Relating to Continuations	0	583	0.0%	1.1%	0.9%	0.9%
% of Patients satisfied with the dentistry they have received	0	0	N/A	93.8%	93.5%	93.3%
% of Patients satisfied with the time they had to wait for an appointment	0	0	N/A	91.1%	89.1%	88.9%

\* This is based on patients treated on this contract for their most recent course of treatment. Figures in italics indicate the base number of FP17s or Patient Questionnaire responses are less than 100. N/A is shown where the base number of responses is less than 10 during the period. % is calculated as Quantity/Base number\*100

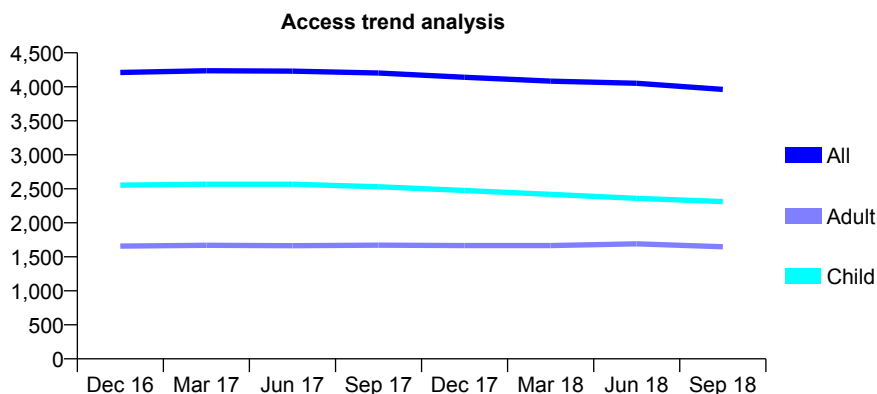
## Q60 - Vital Signs At a Glance Contract Report for 920231/0001 - September 2018

Name or company name	Madeley Dental Practice
Contract type name	GDS Contract
Purpose of contract	General
Contract start date	01/04/2006
Contract end date	

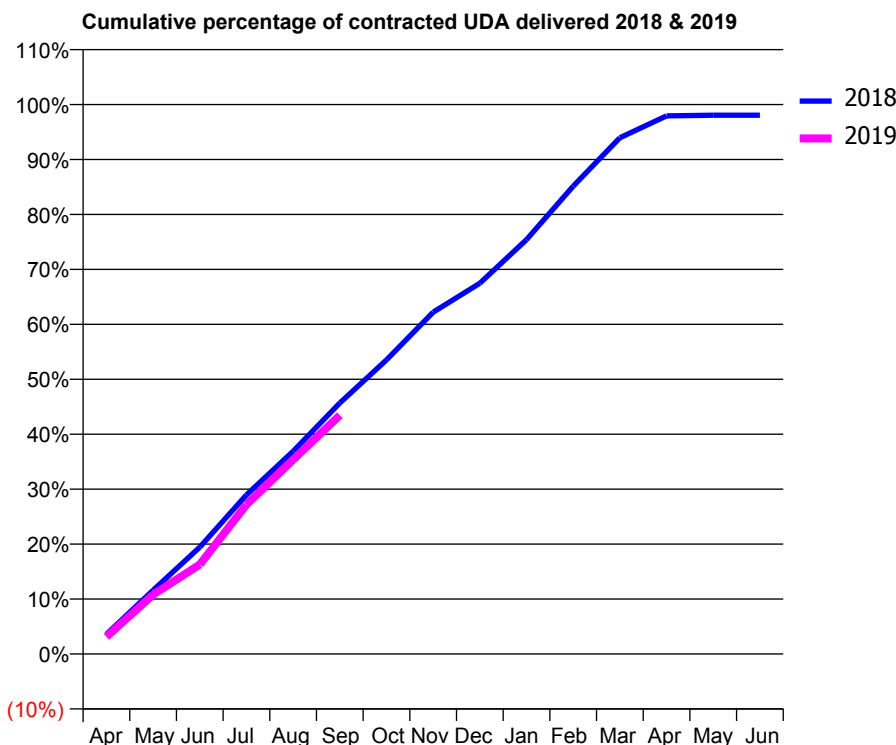
18/19 Contracted general activity (UDA)	11,000
Carry forward general activity (UDA)	214
18/19 Contracted orthodontic activity (UOA)	0
Carry forward orthodontic activity (UOA)	0
Baseline contract value	£290,261.69

### ACCESS\*

Patients seen in 24 months	Total	Change since previous quarter
Quarter ending September 2017	4,202	
Quarter ending December 2017	4,141	↓
Quarter ending March 2018	4,084	↓
Quarter ending June 2018	4,051	→
Quarter ending September 2018	3,961	↓
<b>Variance since September 2017</b>	<b>(5.7%)</b>	<b>↓</b>



### ACTIVITY



Month	Adjusted Scheduled Activity (UDA)	
	2018	2019
April	395	346
May	1,276	1,189
June	2,139	1,791
July	3,186	2,991
August	4,059	3,891
September	5,024	4,780
October	5,886	
November	6,842	
December	7,421	
January	8,296	
February	9,365	
March	10,333	
April	10,773	
May	10,787	
June	10,786	

### QUALITY

	Quantity	Base Number	Contract	AT	Region	England
% of FP17s for the same patient ID Re-attending within 3 months - Children	121	1,878	6.4%	9.8%	11.4%	11.6%
% of FP17s for the same patient ID Re-attending within 3 months - Adults	133	1,162	11.4%	13.2%	15.0%	15.5%
% of FP17s for the same patient ID Re-attending between 3 & 9 months - Children	1,274	1,878	67.8%	60.9%	59.9%	58.8%
% of FP17s for the same patient ID Re-attending between 3 & 9 months - Adults	680	1,162	58.5%	55.1%	52.0%	51.1%
% of FP17s for Band 1 Urgent Courses	137	2,803	4.9%	7.2%	8.0%	9.0%
% of FP17s Relating to Free Repair or Replacements	2	2,803	0.1%	0.9%	0.8%	0.8%
% of FP17s Relating to Continuations	3	2,803	0.1%	1.1%	0.9%	0.9%
% of Patients satisfied with the dentistry they have received	3	3	N/A	93.8%	93.5%	93.3%
% of Patients satisfied with the time they had to wait for an appointment	3	3	N/A	91.1%	89.1%	88.9%

\* This is based on patients treated on this contract for their most recent course of treatment. Figures in italics indicate the base number of FP17s or Patient Questionnaire responses are less than 100. N/A is shown where the base number of responses is less than 10 during the period. % is calculated as Quantity/Base number\*100

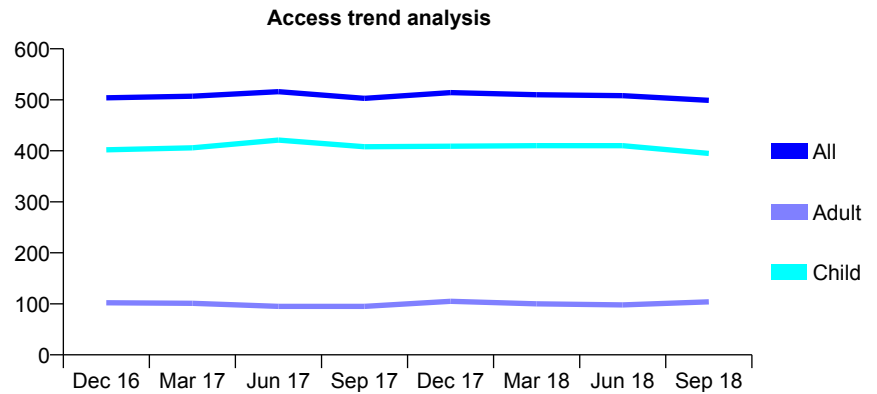
## Q60 - Vital Signs At a Glance Contract Report for 925713/0001 - September 2018

Name or company name	MR IH KHAN
Contract type name	GDS Contract
Purpose of contract	General
Contract start date	01/04/2006
Contract end date	

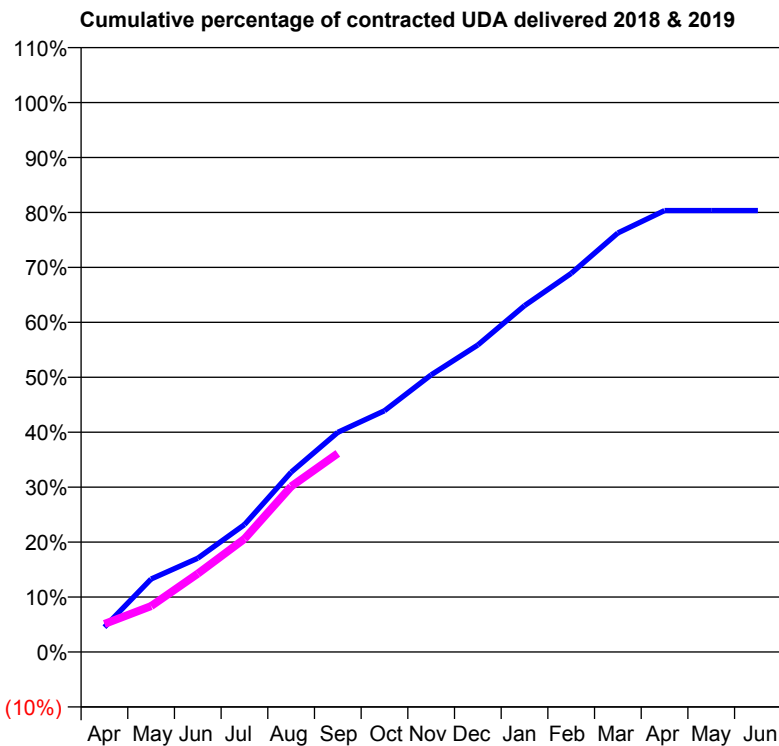
18/19 Contracted general activity (UDA)	1,200
Carry forward general activity (UDA)	0
18/19 Contracted orthodontic activity (UOA)	0
Carry forward orthodontic activity (UOA)	0
Baseline contract value	£28,005.31

### ACCESS\*

Patients seen in 24 months	Total	Change since previous quarter
Quarter ending September 2017	503	
Quarter ending December 2017	514	↑
Quarter ending March 2018	510	→
Quarter ending June 2018	508	→
Quarter ending September 2018	499	↓
<b>Variance since September 2017</b>	<b>(0.8%)</b>	→



### ACTIVITY



Adjusted Scheduled Activity (UDA)		
Month	2018	2019
April	54	61
May	159	100
June	205	171
July	278	247
August	393	361
September	480	434
October	527	
November	605	
December	670	
January	756	
February	827	
March	915	
April	964	
May	964	
June	964	

### QUALITY

	Quantity	Base Number	Contract	AT	Region	England
% of FP17s for the same patient ID Re-attending within 3 months - Children	18	311	5.8%	9.8%	11.4%	11.6%
% of FP17s for the same patient ID Re-attending within 3 months - Adults	2	51	3.9%	13.2%	15.0%	15.5%
% of FP17s for the same patient ID Re-attending between 3 & 9 months - Children	198	311	63.7%	60.9%	59.9%	58.8%
% of FP17s for the same patient ID Re-attending between 3 & 9 months - Adults	37	51	72.5%	55.1%	52.0%	51.1%
% of FP17s for Band 1 Urgent Courses	4	324	1.2%	7.2%	8.0%	9.0%
% of FP17s Relating to Free Repair or Replacements	0	324	0.0%	0.9%	0.8%	0.8%
% of FP17s Relating to Continuations	1	324	0.3%	1.1%	0.9%	0.9%
% of Patients satisfied with the dentistry they have received	0	0	N/A	93.8%	93.5%	93.3%
% of Patients satisfied with the time they had to wait for an appointment	0	0	N/A	91.1%	89.1%	88.9%

\* This is based on patients treated on this contract for their most recent course of treatment. Figures in italics indicate the base number of FP17s or Patient Questionnaire responses are less than 100. N/A is shown where the base number of responses is less than 10 during the period. % is calculated as Quantity/Base number\*100

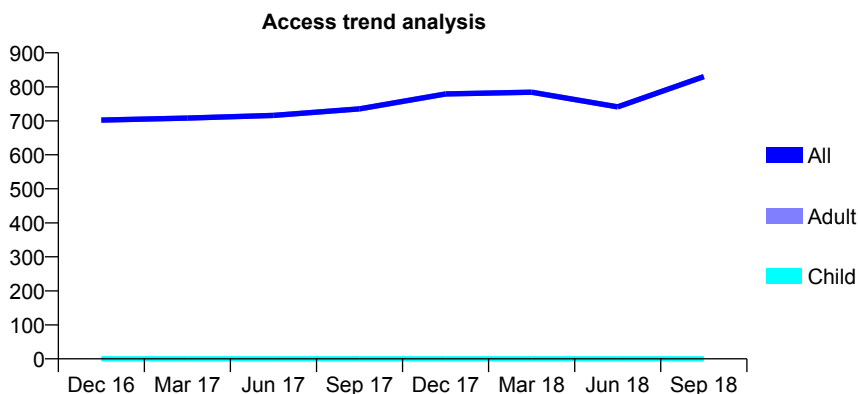
## Q60 - Vital Signs At a Glance Contract Report for 925829/0001 - September 2018

Name or company name	MR KS AULAK
Contract type name	GDS Contract
Purpose of contract	General
Contract start date	01/04/2006
Contract end date	

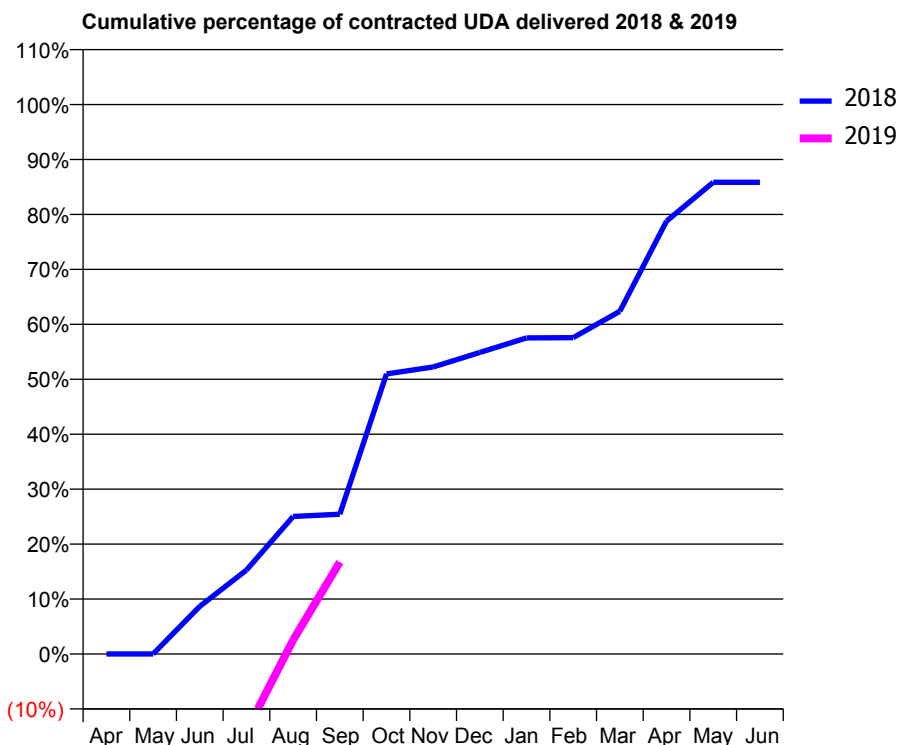
18/19 Contracted general activity (UDA)	2,901
Carry forward general activity (UDA)	411
18/19 Contracted orthodontic activity (UOA)	0
Carry forward orthodontic activity (UOA)	0
Baseline contract value	£77,701.88

### ACCESS\*

Patients seen in 24 months	Total	Change since previous quarter
Quarter ending September 2017	735	
Quarter ending December 2017	779	↑
Quarter ending March 2018	784	→
Quarter ending June 2018	741	↓
Quarter ending September 2018	830	↑
<b>Variance since September 2017</b>	12.9%	↑



### ACTIVITY



Adjusted Scheduled Activity (UDA)		
Month	2018	2019
April	0	-411
May	0	-411
June	252	-411
July	443	-407
August	726	74
September	738	485
October	1,479	
November	1,515	
December	1,592	
January	1,669	
February	1,670	
March	1,809	
April	2,285	
May	2,490	
June	2,490	

### QUALITY

	Quantity	Base Number	Contract	AT	Region	England
% of FP17s for the same patient ID Re-attending within 3 months - Children	0	0	N/A	9.8%	11.4%	11.6%
% of FP17s for the same patient ID Re-attending within 3 months - Adults	77	496	15.5%	13.2%	15.0%	15.5%
% of FP17s for the same patient ID Re-attending between 3 & 9 months - Children	0	0	N/A	60.9%	59.9%	58.8%
% of FP17s for the same patient ID Re-attending between 3 & 9 months - Adults	78	496	15.7%	55.1%	52.0%	51.1%
% of FP17s for Band 1 Urgent Courses	80	286	28.0%	7.2%	8.0%	9.0%
% of FP17s Relating to Free Repair or Replacements	0	286	0.0%	0.9%	0.8%	0.8%
% of FP17s Relating to Continuations	0	286	0.0%	1.1%	0.9%	0.9%
% of Patients satisfied with the dentistry they have received	1	1	N/A	93.8%	93.5%	93.3%
% of Patients satisfied with the time they had to wait for an appointment	1	1	N/A	91.1%	89.1%	88.9%

\* This is based on patients treated on this contract for their most recent course of treatment. Figures in italics indicate the base number of FP17s or Patient Questionnaire responses are less than 100. N/A is shown where the base number of responses is less than 10 during the period. % is calculated as Quantity/Base number\*100

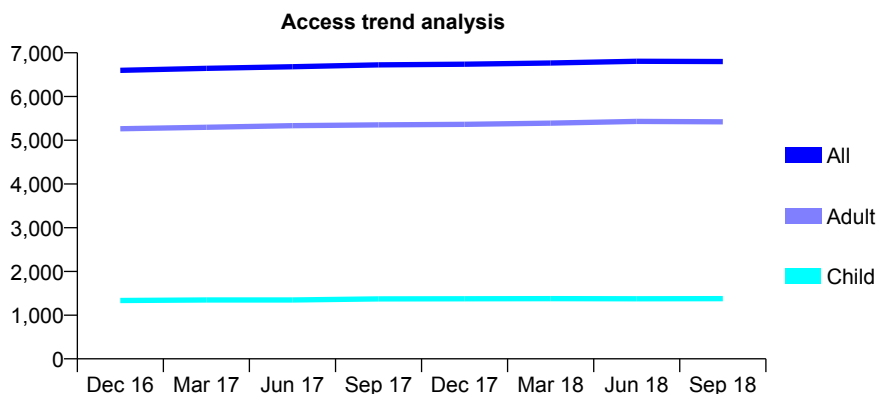
## Q60 - Vital Signs At a Glance Contract Report for 927201/0001 - September 2018

Name or company name	MR N AHMED
Contract type name	GDS Contract
Purpose of contract	General and Orthodontic
Contract start date	01/04/2006
Contract end date	

18/19 Contracted general activity (UDA)	17,708
Carry forward general activity (UDA)	29
18/19 Contracted orthodontic activity (UOA)	2,688
Carry forward orthodontic activity (UOA)	11
Baseline contract value	£601,799.70

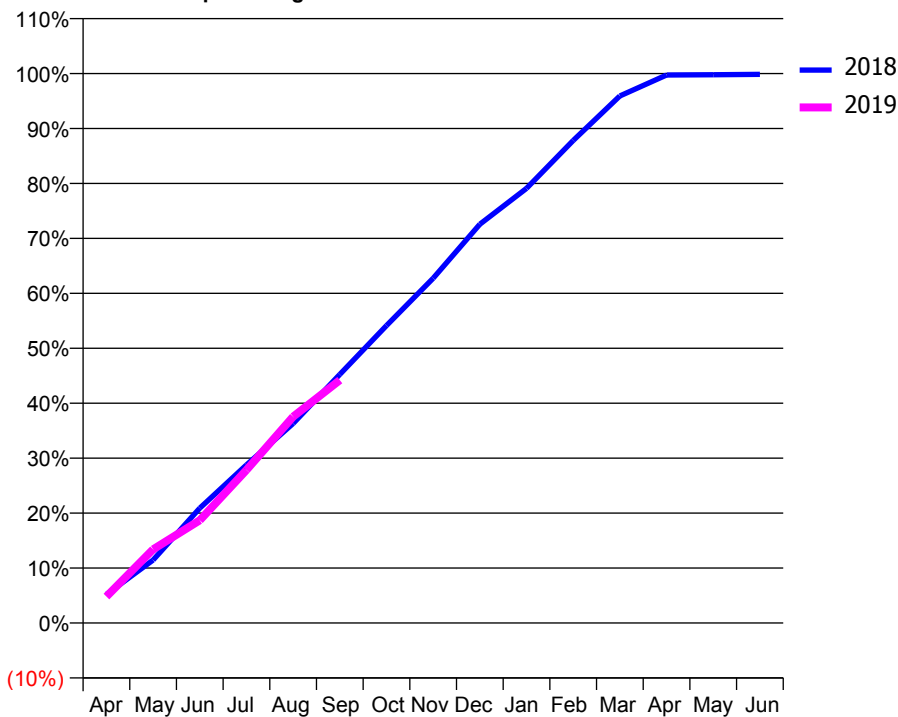
### ACCESS\*

Patients seen in 24 months	Total	Change since previous quarter
Quarter ending September 2017	6,724	
Quarter ending December 2017	6,738	→
Quarter ending March 2018	6,767	→
Quarter ending June 2018	6,805	→
Quarter ending September 2018	6,801	→
<b>Variance since September 2017</b>	<b>1.1%</b>	<b>→</b>



### ACTIVITY

Cumulative percentage of contracted UDA delivered 2018 & 2019



Month	Adjusted Scheduled Activity (UDA)	
	2018	2019
April	920	853
May	2,030	2,373
June	3,701	3,311
July	5,096	4,932
August	6,429	6,650
September	8,014	7,827
October	9,585	
November	11,111	
December	12,852	
January	14,006	
February	15,549	
March	16,983	
April	17,661	
May	17,668	
June	17,679	

### QUALITY

	Quantity	Base Number	Contract	AT	Region	England
% of FP17s for the same patient ID Re-attending within 3 months - Children	56	1,200	4.7%	9.8%	11.4%	11.6%
% of FP17s for the same patient ID Re-attending within 3 months - Adults	244	3,692	6.6%	13.2%	15.0%	15.5%
% of FP17s for the same patient ID Re-attending between 3 & 9 months - Children	505	1,200	42.1%	60.9%	59.9%	58.8%
% of FP17s for the same patient ID Re-attending between 3 & 9 months - Adults	1,687	3,692	45.7%	55.1%	52.0%	51.1%
% of FP17s for Band 1 Urgent Courses	19	4,326	0.4%	7.2%	8.0%	9.0%
% of FP17s Relating to Free Repair or Replacements	20	4,326	0.5%	0.9%	0.8%	0.8%
% of FP17s Relating to Continuations	25	4,326	0.6%	1.1%	0.9%	0.9%
% of Patients satisfied with the dentistry they have received	5	5	N/A	93.8%	93.5%	93.3%
% of Patients satisfied with the time they had to wait for an appointment	5	5	N/A	91.1%	89.1%	88.9%

\* This is based on patients treated on this contract for their most recent course of treatment. Figures in italics indicate the base number of FP17s or Patient Questionnaire responses are less than 100. N/A is shown where the base number of responses is less than 10 during the period. % is calculated as Quantity/Base number\*100

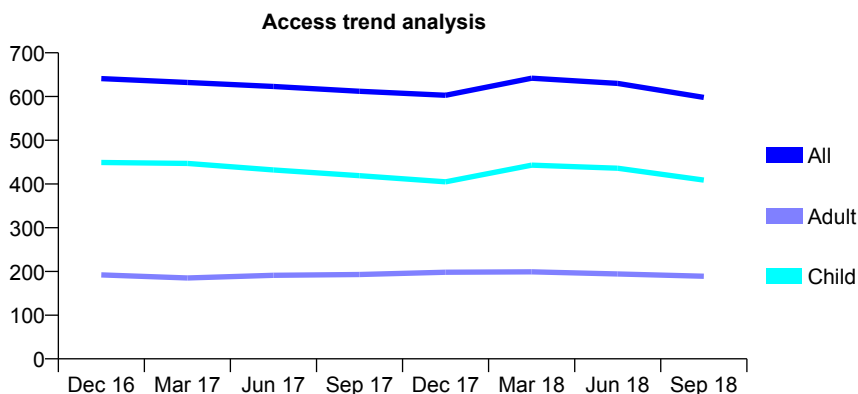
## Q60 - Vital Signs At a Glance Contract Report for 927341/0001 - September 2018

Name or company name	MR JG LANGLEY
Contract type name	GDS Contract
Purpose of contract	General
Contract start date	01/04/2006
Contract end date	

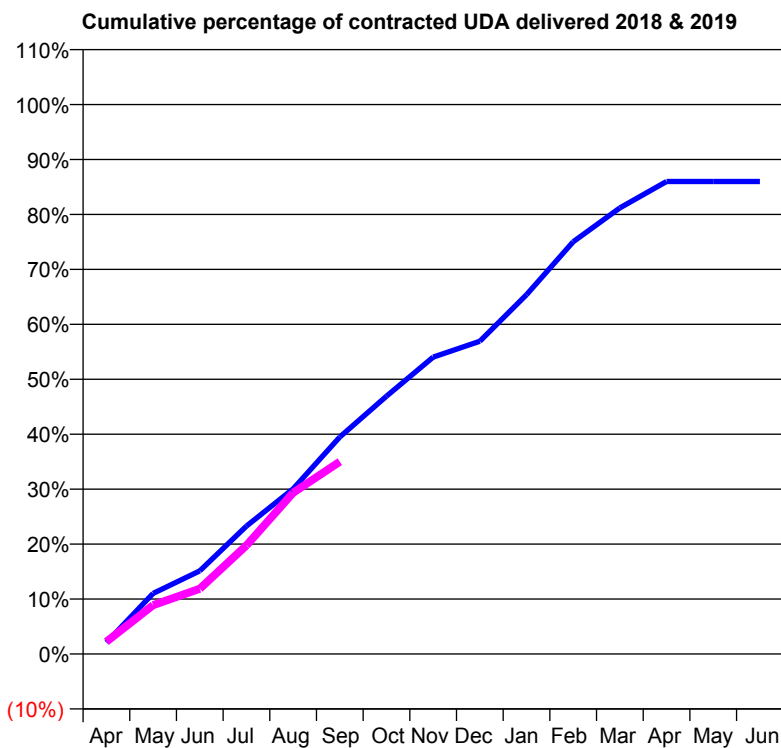
18/19 Contracted general activity (UDA)	1,380
Carry forward general activity (UDA)	0
18/19 Contracted orthodontic activity (UOA)	0
Carry forward orthodontic activity (UOA)	0
Baseline contract value	£30,616.08

### ACCESS\*

Patients seen in 24 months	Total	Change since previous quarter
Quarter ending September 2017	612	
Quarter ending December 2017	603	↓
Quarter ending March 2018	642	↑
Quarter ending June 2018	630	↓
Quarter ending September 2018	598	↓
<b>Variance since September 2017</b>	<b>(2.3%)</b>	<b>↓</b>



### ACTIVITY



Adjusted Scheduled Activity (UDA)		
Month	2018	2019
April	29	31
May	152	123
June	209	164
July	321	273
August	415	405
September	545	483
October	647	
November	746	
December	786	
January	902	
February	1,035	
March	1,120	
April	1,187	
May	1,187	
June	1,187	

### QUALITY

	Quantity	Base Number	Contract	AT	Region	England
% of FP17s for the same patient ID Re-attending within 3 months - Children	12	321	3.7%	9.8%	11.4%	11.6%
% of FP17s for the same patient ID Re-attending within 3 months - Adults	0	85	0.0%	13.2%	15.0%	15.5%
% of FP17s for the same patient ID Re-attending between 3 & 9 months - Children	220	321	68.5%	60.9%	59.9%	58.8%
% of FP17s for the same patient ID Re-attending between 3 & 9 months - Adults	60	85	70.6%	55.1%	52.0%	51.1%
% of FP17s for Band 1 Urgent Courses	6	357	1.7%	7.2%	8.0%	9.0%
% of FP17s Relating to Free Repair or Replacements	0	357	0.0%	0.9%	0.8%	0.8%
% of FP17s Relating to Continuations	0	357	0.0%	1.1%	0.9%	0.9%
% of Patients satisfied with the dentistry they have received	0	0	N/A	93.8%	93.5%	93.3%
% of Patients satisfied with the time they had to wait for an appointment	0	0	N/A	91.1%	89.1%	88.9%

\* This is based on patients treated on this contract for their most recent course of treatment. Figures in italics indicate the base number of FP17s or Patient Questionnaire responses are less than 100. N/A is shown where the base number of responses is less than 10 during the period. % is calculated as Quantity/Base number\*100



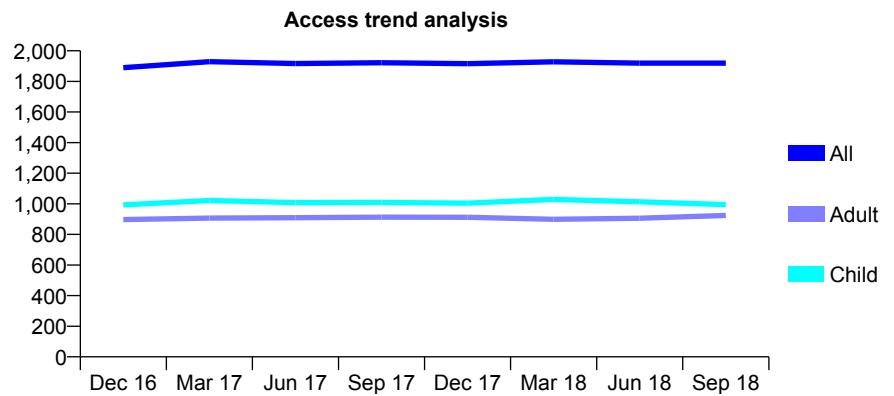
## Q60 - Vital Signs At a Glance Contract Report for 927724/0003 - September 2018

Name or company name	MR SS DEHAL
Contract type name	GDS Contract
Purpose of contract	General and Orthodontic
Contract start date	01/06/2008
Contract end date	

18/19 Contracted general activity (UDA)	5,493
Carry forward general activity (UDA)	-10
18/19 Contracted orthodontic activity (UOA)	0
Carry forward orthodontic activity (UOA)	0
Baseline contract value	£135,216.37

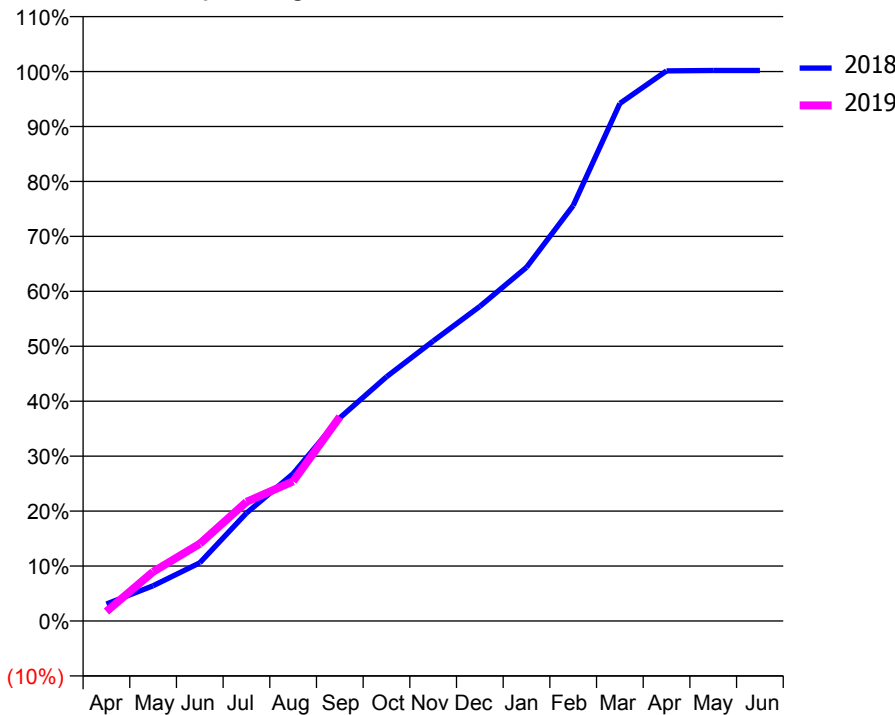
### ACCESS\*

Patients seen in 24 months	Total	Change since previous quarter
Quarter ending September 2017	1,922	
Quarter ending December 2017	1,916	→
Quarter ending March 2018	1,928	→
Quarter ending June 2018	1,919	→
Quarter ending September 2018	1,919	→
<b>Variance since September 2017</b>	<b>(0.2%)</b>	<b>→</b>



### ACTIVITY

Cumulative percentage of contracted UDA delivered 2018 & 2019



Month	Adjusted Scheduled Activity (UDA)	
	2018	2019
April	170	95
May	352	493
June	581	772
July	1,078	1,191
August	1,474	1,396
September	2,031	2,041
October	2,441	
November	2,798	
December	3,145	
January	3,536	
February	4,153	
March	5,174	
April	5,499	
May	5,503	
June	5,503	

### QUALITY

	Quantity	Base Number	Contract	AT	Region	England
% of FP17s for the same patient ID Re-attending within 3 months - Children	131	979	13.4%	9.8%	11.4%	11.6%
% of FP17s for the same patient ID Re-attending within 3 months - Adults	75	609	12.3%	13.2%	15.0%	15.5%
% of FP17s for the same patient ID Re-attending between 3 & 9 months - Children	726	979	74.2%	60.9%	59.9%	58.8%
% of FP17s for the same patient ID Re-attending between 3 & 9 months - Adults	428	609	70.3%	55.1%	52.0%	51.1%
% of FP17s for Band 1 Urgent Courses	47	1,371	3.4%	7.2%	8.0%	9.0%
% of FP17s Relating to Free Repair or Replacements	12	1,371	0.9%	0.9%	0.8%	0.8%
% of FP17s Relating to Continuations	24	1,371	1.8%	1.1%	0.9%	0.9%
% of Patients satisfied with the dentistry they have received	0	0	N/A	93.8%	93.5%	93.3%
% of Patients satisfied with the time they had to wait for an appointment	0	0	N/A	91.1%	89.1%	88.9%

\* This is based on patients treated on this contract for their most recent course of treatment. Figures in italics indicate the base number of FP17s or Patient Questionnaire responses are less than 100. N/A is shown where the base number of responses is less than 10 during the period. % is calculated as Quantity/Base number\*100

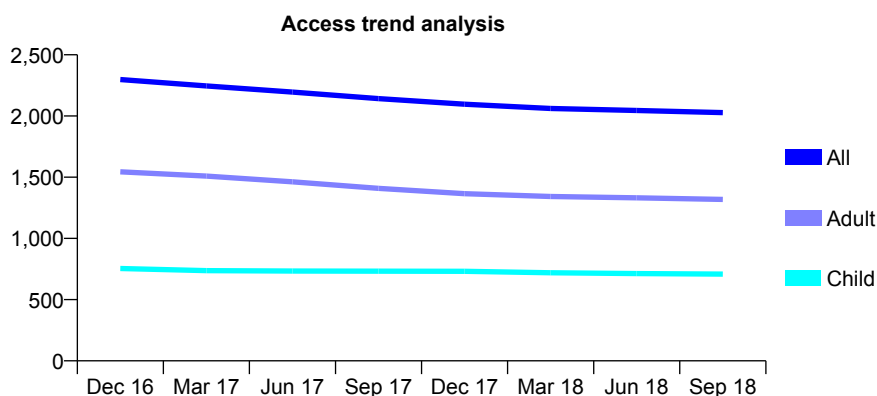
## Q60 - Vital Signs At a Glance Contract Report for 932779/0002 - September 2018

Name or company name	MR GC CUMMINGS
Contract type name	GDS Contract
Purpose of contract	General
Contract start date	01/10/2009
Contract end date	

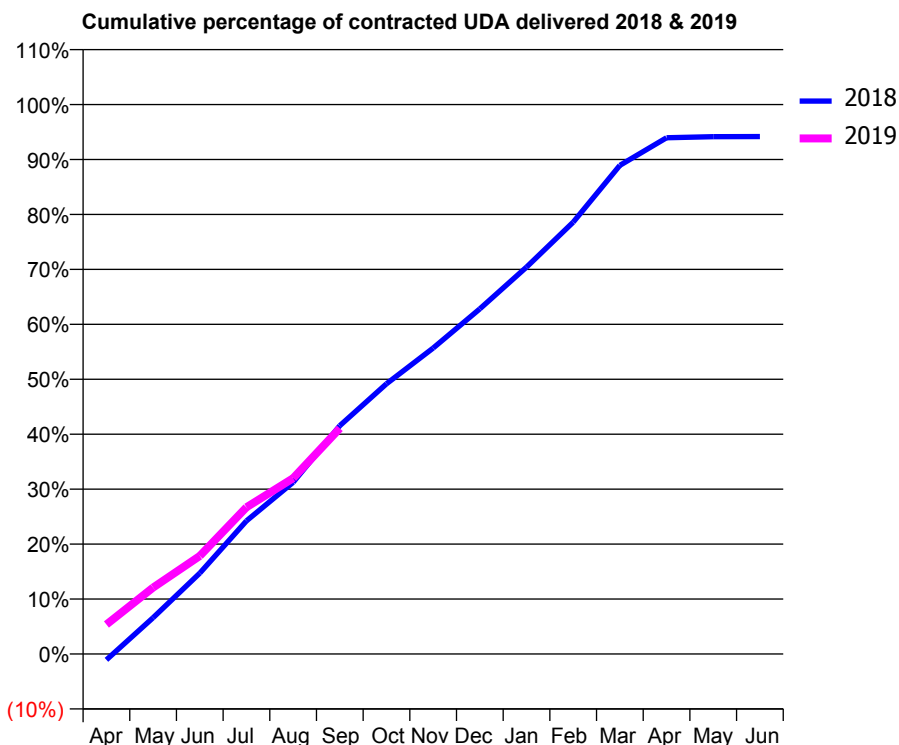
18/19 Contracted general activity (UDA)	6,764
Carry forward general activity (UDA)	0
18/19 Contracted orthodontic activity (UOA)	0
Carry forward orthodontic activity (UOA)	0
Baseline contract value	£184,835.31

### ACCESS\*

Patients seen in 24 months	Total	Change since previous quarter
Quarter ending September 2017	2,142	
Quarter ending December 2017	2,096	↓
Quarter ending March 2018	2,062	↓
Quarter ending June 2018	2,045	→
Quarter ending September 2018	2,028	→
<b>Variance since September 2017</b>	<b>(5.3%)</b>	<b>↓</b>



### ACTIVITY



Month	Adjusted Scheduled Activity (UDA)	
	2018	2019
April	-73	364
May	447	818
June	995	1,207
July	1,640	1,807
August	2,113	2,164
September	2,811	2,779
October	3,326	
November	3,766	
December	4,248	
January	4,762	
February	5,315	
March	6,015	
April	6,354	
May	6,368	
June	6,369	

### QUALITY

	Quantity	Base Number	Contract	AT	Region	England
% of FP17s for the same patient ID Re-attending within 3 months - Children	238	909	26.2%	9.8%	11.4%	11.6%
% of FP17s for the same patient ID Re-attending within 3 months - Adults	137	1,011	13.6%	13.2%	15.0%	15.5%
% of FP17s for the same patient ID Re-attending between 3 & 9 months - Children	556	909	61.2%	60.9%	59.9%	58.8%
% of FP17s for the same patient ID Re-attending between 3 & 9 months - Adults	680	1,011	67.3%	55.1%	52.0%	51.1%
% of FP17s for Band 1 Urgent Courses	35	1,736	2.0%	7.2%	8.0%	9.0%
% of FP17s Relating to Free Repair or Replacements	22	1,736	1.3%	0.9%	0.8%	0.8%
% of FP17s Relating to Continuations	15	1,736	0.9%	1.1%	0.9%	0.9%
% of Patients satisfied with the dentistry they have received	1	1	N/A	93.8%	93.5%	93.3%
% of Patients satisfied with the time they had to wait for an appointment	1	1	N/A	91.1%	89.1%	88.9%

\* This is based on patients treated on this contract for their most recent course of treatment. Figures in italics indicate the base number of FP17s or Patient Questionnaire responses are less than 100. N/A is shown where the base number of responses is less than 10 during the period. % is calculated as Quantity/Base number\*100

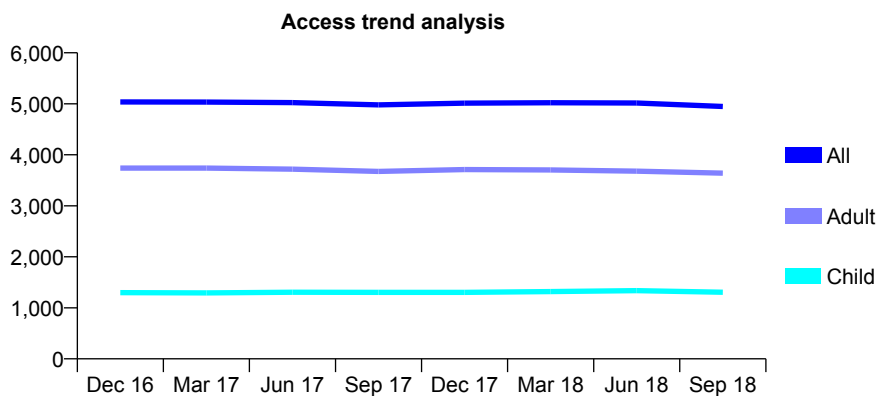
## Q60 - Vital Signs At a Glance Contract Report for 934925/0002 - September 2018

Name or company name	Lichfield Dental Care Limited
Contract type name	GDS Contract
Purpose of contract	General
Contract start date	01/04/2006
Contract end date	

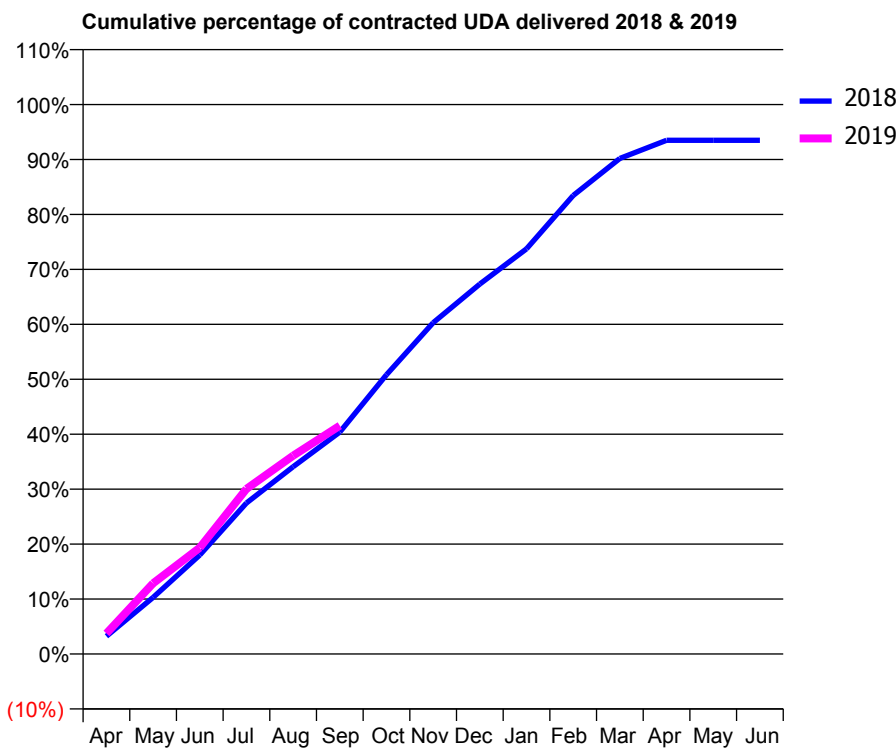
18/19 Contracted general activity (UDA)	16,000
Carry forward general activity (UDA)	0
18/19 Contracted orthodontic activity (UOA)	0
Carry forward orthodontic activity (UOA)	0
Baseline contract value	£394,064.61

### ACCESS\*

Patients seen in 24 months	Total	Change since previous quarter
Quarter ending September 2017	4,978	
Quarter ending December 2017	5,014	→
Quarter ending March 2018	5,022	→
Quarter ending June 2018	5,015	→
Quarter ending September 2018	4,947	↓
<b>Variance since September 2017</b>	<b>(0.6%)</b>	<b>→</b>



### ACTIVITY



Month	Adjusted Scheduled Activity (UDA)	
	2018	2019
April	525	598
May	1,668	2,059
June	2,920	3,097
July	4,456	4,807
August	5,524	5,775
September	6,547	6,647
October	8,241	
November	9,774	
December	10,915	
January	11,954	
February	13,528	
March	14,620	
April	15,156	
May	15,157	
June	15,157	

### QUALITY

	Quantity	Base Number	Contract	AT	Region	England
% of FP17s for the same patient ID Re-attending within 3 months - Children	64	996	6.4%	9.8%	11.4%	11.6%
% of FP17s for the same patient ID Re-attending within 3 months - Adults	449	2,842	15.8%	13.2%	15.0%	15.5%
% of FP17s for the same patient ID Re-attending between 3 & 9 months - Children	660	996	66.3%	60.9%	59.9%	58.8%
% of FP17s for the same patient ID Re-attending between 3 & 9 months - Adults	1,835	2,842	64.6%	55.1%	52.0%	51.1%
% of FP17s for Band 1 Urgent Courses	322	3,589	9.0%	7.2%	8.0%	9.0%
% of FP17s Relating to Free Repair or Replacements	55	3,589	1.5%	0.9%	0.8%	0.8%
% of FP17s Relating to Continuations	28	3,589	0.8%	1.1%	0.9%	0.9%
% of Patients satisfied with the dentistry they have received	9	10	90.0%	93.8%	93.5%	93.3%
% of Patients satisfied with the time they had to wait for an appointment	9	10	90.0%	91.1%	89.1%	88.9%

\* This is based on patients treated on this contract for their most recent course of treatment. Figures in italics indicate the base number of FP17s or Patient Questionnaire responses are less than 100. N/A is shown where the base number of responses is less than 10 during the period. % is calculated as Quantity/Base number\*100

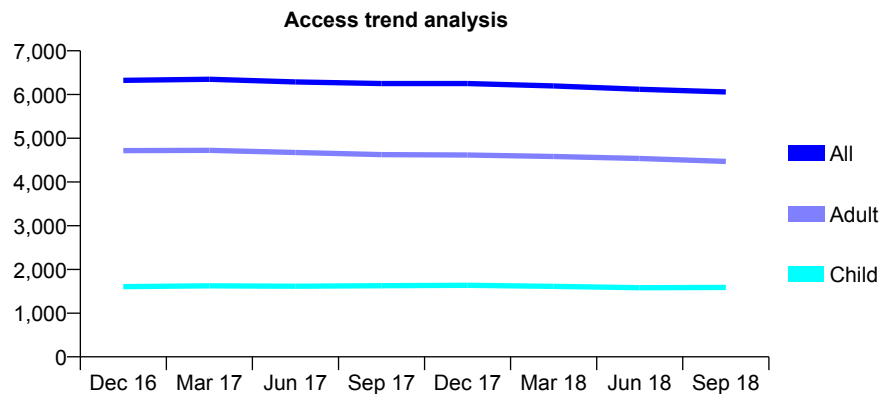
## Q60 - Vital Signs At a Glance Contract Report for 934984/0001 - September 2018

Name or company name	MR P SANGHA
Contract type name	GDS Contract
Purpose of contract	General
Contract start date	01/04/2006
Contract end date	

18/19 Contracted general activity (UDA)	20,888
Carry forward general activity (UDA)	485
18/19 Contracted orthodontic activity (UOA)	0
Carry forward orthodontic activity (UOA)	0
Baseline contract value	£501,185.25

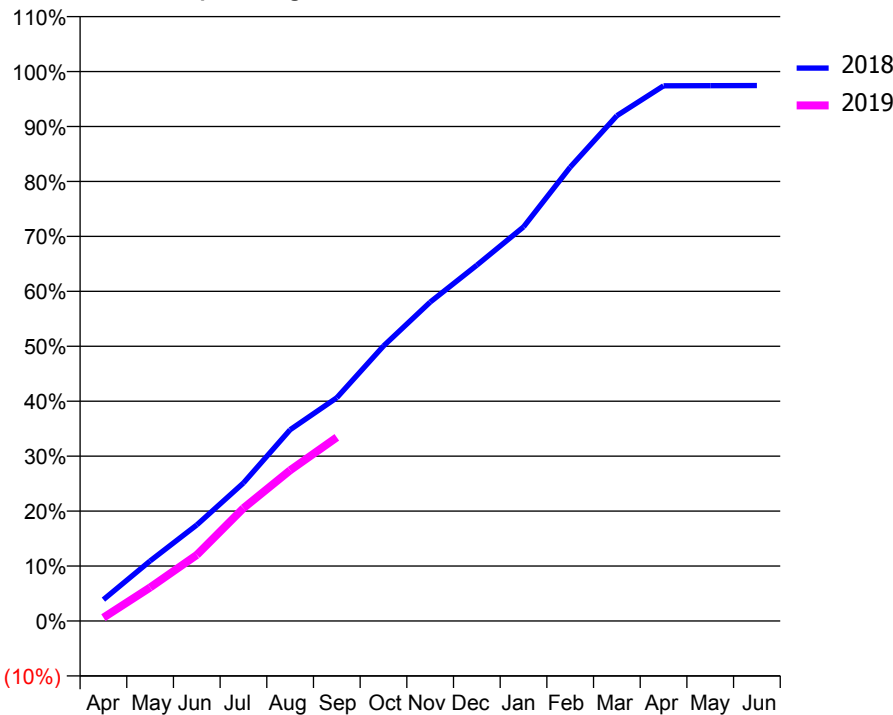
### ACCESS\*

Patients seen in 24 months	Total	Change since previous quarter
Quarter ending September 2017	6,250	
Quarter ending December 2017	6,252	→
Quarter ending March 2018	6,197	→
Quarter ending June 2018	6,119	↓
Quarter ending September 2018	6,059	→
<b>Variance since September 2017</b>	<b>(3.1%)</b>	<b>↓</b>



### ACTIVITY

Cumulative percentage of contracted UDA delivered 2018 & 2019



Month	Adjusted Scheduled Activity (UDA)	
	2018	2019
April	736	127
May	2,066	1,275
June	3,301	2,509
July	4,745	4,290
August	6,577	5,729
September	7,676	6,981
October	9,453	
November	10,962	
December	12,231	
January	13,549	
February	15,599	
March	17,369	
April	18,398	
May	18,402	
June	18,403	

### QUALITY

	Quantity	Base Number	Contract	AT	Region	England
% of FP17s for the same patient ID Re-attending within 3 months - Children	107	1,329	8.1%	9.8%	11.4%	11.6%
% of FP17s for the same patient ID Re-attending within 3 months - Adults	385	3,053	12.6%	13.2%	15.0%	15.5%
% of FP17s for the same patient ID Re-attending between 3 & 9 months - Children	907	1,329	68.2%	60.9%	59.9%	58.8%
% of FP17s for the same patient ID Re-attending between 3 & 9 months - Adults	1,756	3,053	57.5%	55.1%	52.0%	51.1%
% of FP17s for Band 1 Urgent Courses	238	3,990	6.0%	7.2%	8.0%	9.0%
% of FP17s Relating to Free Repair or Replacements	34	3,990	0.9%	0.9%	0.8%	0.8%
% of FP17s Relating to Continuations	15	3,990	0.4%	1.1%	0.9%	0.9%
% of Patients satisfied with the dentistry they have received	4	4	N/A	93.8%	93.5%	93.3%
% of Patients satisfied with the time they had to wait for an appointment	4	4	N/A	91.1%	89.1%	88.9%

\* This is based on patients treated on this contract for their most recent course of treatment. Figures in italics indicate the base number of FP17s or Patient Questionnaire responses are less than 100. N/A is shown where the base number of responses is less than 10 during the period. % is calculated as Quantity/Base number\*100

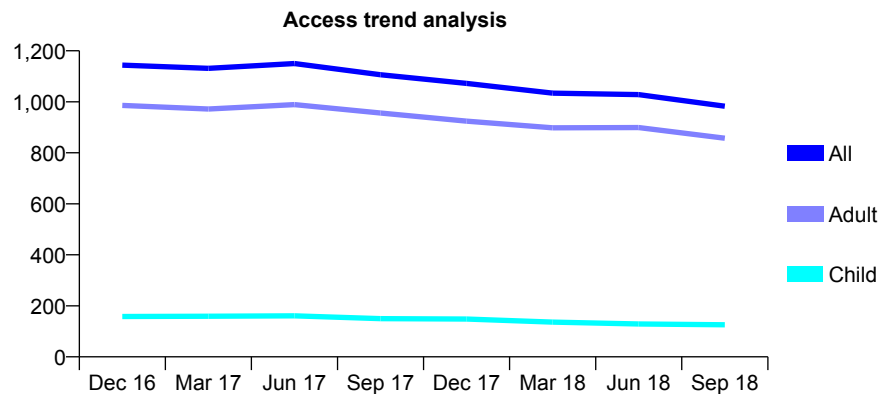
## Q60 - Vital Signs At a Glance Contract Report for 986801/0004 - September 2018

Name or company name	MR MN DEVLIN
Contract type name	GDS Contract
Purpose of contract	General
Contract start date	03/10/2007
Contract end date	

18/19 Contracted general activity (UDA)	3,848
Carry forward general activity (UDA)	0
18/19 Contracted orthodontic activity (UOA)	0
Carry forward orthodontic activity (UOA)	0
Baseline contract value	£88,427.82

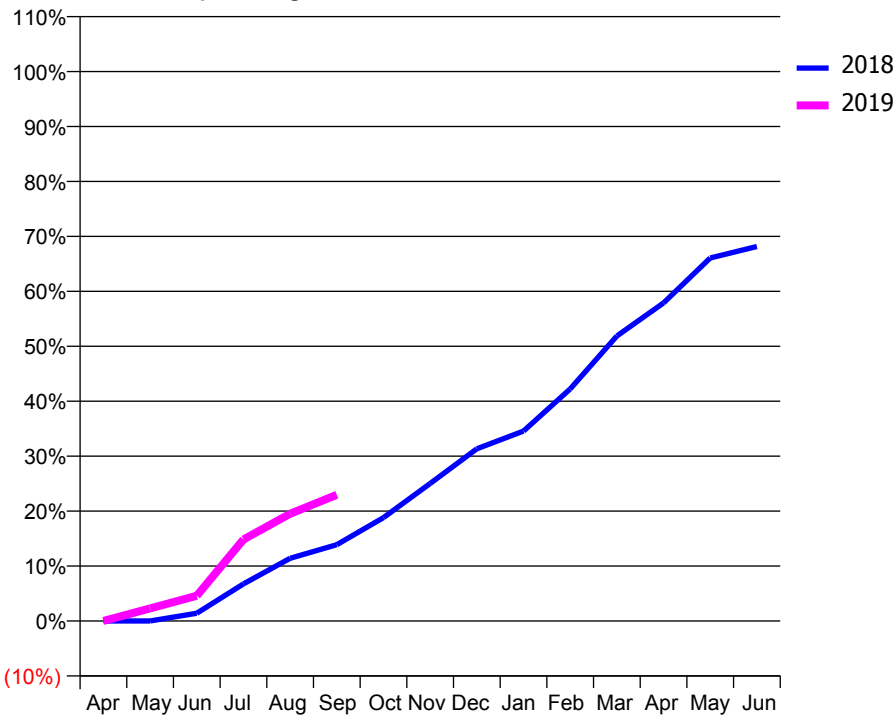
### ACCESS\*

Patients seen in 24 months	Total	Change since previous quarter
Quarter ending September 2017	1,106	
Quarter ending December 2017	1,072	↓
Quarter ending March 2018	1,034	↓
Quarter ending June 2018	1,028	→
Quarter ending September 2018	983	↓
<b>Variance since September 2017</b>	<b>(11.1%)</b>	<b>↓</b>



### ACTIVITY

Cumulative percentage of contracted UDA delivered 2018 & 2019



Month	Adjusted Scheduled Activity (UDA)	
	2018	2019
April	0	0
May	0	89
June	54	177
July	260	571
August	439	751
September	534	884
October	724	
November	963	
December	1,206	
January	1,331	
February	1,626	
March	1,996	
April	2,228	
May	2,542	
June	2,623	

### QUALITY

	Quantity	Base Number	Contract	AT	Region	England
% of FP17s for the same patient ID Re-attending within 3 months - Children	5	87	5.7%	9.8%	11.4%	11.6%
% of FP17s for the same patient ID Re-attending within 3 months - Adults	94	637	14.8%	13.2%	15.0%	15.5%
% of FP17s for the same patient ID Re-attending between 3 & 9 months - Children	52	87	59.8%	60.9%	59.9%	58.8%
% of FP17s for the same patient ID Re-attending between 3 & 9 months - Adults	399	637	62.6%	55.1%	52.0%	51.1%
% of FP17s for Band 1 Urgent Courses	47	514	9.1%	7.2%	8.0%	9.0%
% of FP17s Relating to Free Repair or Replacements	2	514	0.4%	0.9%	0.8%	0.8%
% of FP17s Relating to Continuations	2	514	0.4%	1.1%	0.9%	0.9%
% of Patients satisfied with the dentistry they have received	2	2	N/A	93.8%	93.5%	93.3%
% of Patients satisfied with the time they had to wait for an appointment	2	2	N/A	91.1%	89.1%	88.9%

\* This is based on patients treated on this contract for their most recent course of treatment. Figures in italics indicate the base number of FP17s or Patient Questionnaire responses are less than 100. N/A is shown where the base number of responses is less than 10 during the period. % is calculated as Quantity/Base number\*100