

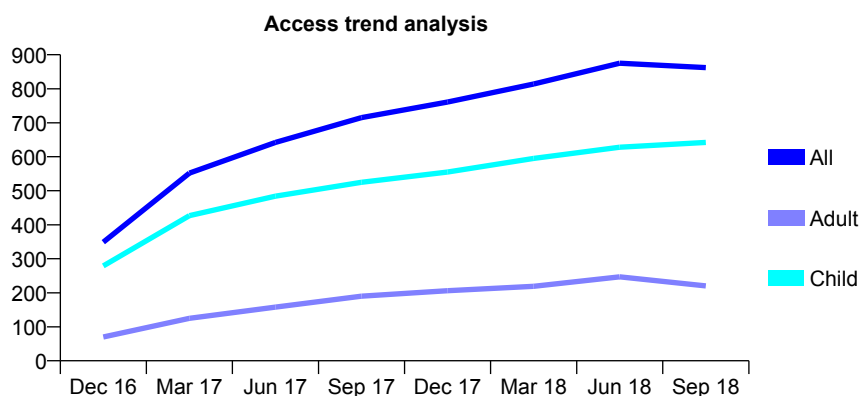
## Q69 - Vital Signs At a Glance Contract Report for 100194/0000 - September 2018

Name or company name	Chalfont St Peter Partnership
Contract type name	GDS Contract
Purpose of contract	General
Contract start date	01/08/2016
Contract end date	

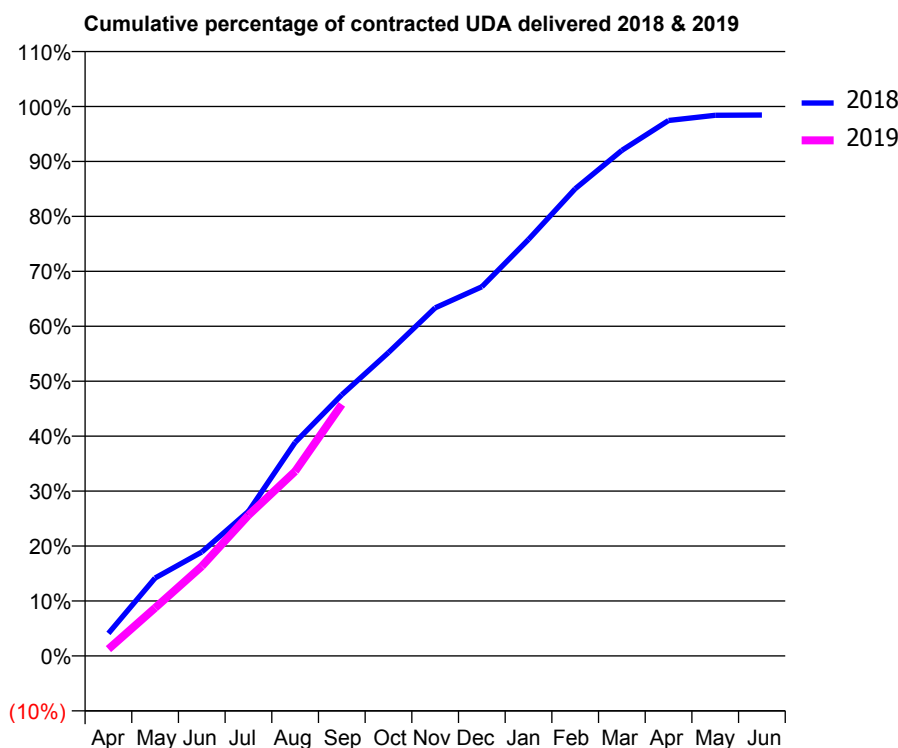
18/19 Contracted general activity (UDA)	1,600
Carry forward general activity (UDA)	24
18/19 Contracted orthodontic activity (UOA)	0
Carry forward orthodontic activity (UOA)	0
Baseline contract value	£41,152.29

### ACCESS\*

Patients seen in 24 months	Total	Change since previous quarter
Quarter ending September 2017	715	
Quarter ending December 2017	761	↑
Quarter ending March 2018	814	↑
Quarter ending June 2018	875	↑
Quarter ending September 2018	862	↓
<b>Variance since September 2017</b>	<b>20.6%</b>	<b>↑</b>



### ACTIVITY



Month	Adjusted Scheduled Activity (UDA)	
	2018	2019
April	66	20
May	227	140
June	303	261
July	421	410
August	622	538
September	761	733
October	884	
November	1,013	
December	1,075	
January	1,213	
February	1,360	
March	1,472	
April	1,559	
May	1,574	
June	1,575	

### QUALITY

	Quantity	Base Number	Contract	AT	Region	England
% of FP17s for the same patient ID Re-attending within 3 months - Children	21	449	4.7%	11.2%	11.1%	11.6%
% of FP17s for the same patient ID Re-attending within 3 months - Adults	2	73	2.7%	14.8%	15.3%	15.5%
% of FP17s for the same patient ID Re-attending between 3 & 9 months - Children	227	449	50.6%	58.6%	61.1%	58.8%
% of FP17s for the same patient ID Re-attending between 3 & 9 months - Adults	30	73	41.1%	49.3%	52.3%	51.1%
% of FP17s for Band 1 Urgent Courses	13	463	2.8%	9.7%	9.5%	9.0%
% of FP17s Relating to Free Repair or Replacements	0	463	0.0%	0.7%	0.7%	0.8%
% of FP17s Relating to Continuations	0	463	0.0%	0.6%	0.8%	0.9%
% of Patients satisfied with the dentistry they have received	1	1	N/A	95.6%	93.6%	93.3%
% of Patients satisfied with the time they had to wait for an appointment	1	1	N/A	88.8%	88.8%	88.9%

\* This is based on patients treated on this contract for their most recent course of treatment. Figures in italics indicate the base number of FP17s or Patient Questionnaire responses are less than 100. N/A is shown where the base number of responses is less than 10 during the period. % is calculated as Quantity/Base number\*100

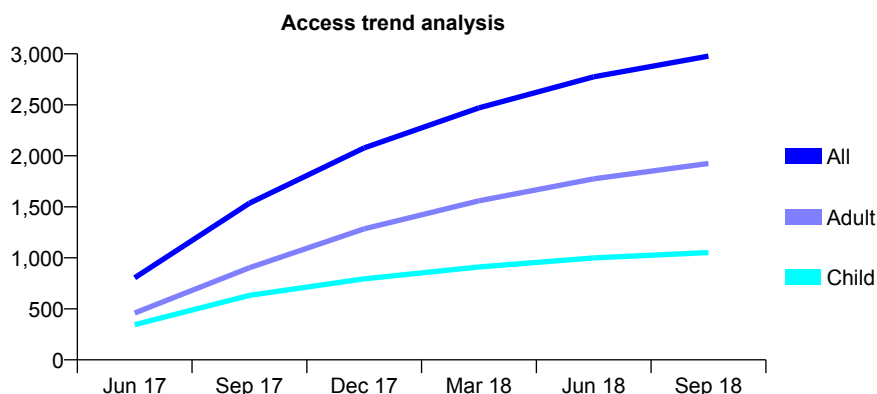
## Q69 - Vital Signs At a Glance Contract Report for 100313/0000 - September 2018

Name or company name	OPTIMA CARE (MAIDENHEAD) Ltd
Contract type name	GDS Contract
Purpose of contract	General
Contract start date	01/04/2017
Contract end date	

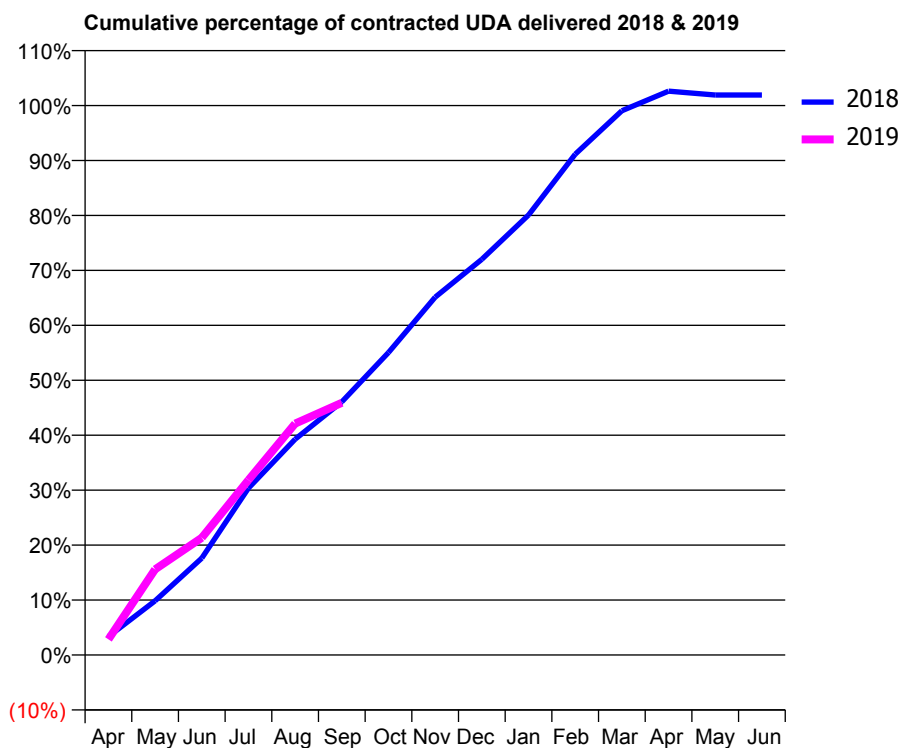
18/19 Contracted general activity (UDA)	6,869
Carry forward general activity (UDA)	0
18/19 Contracted orthodontic activity (UOA)	0
Carry forward orthodontic activity (UOA)	0
Baseline contract value	£178,340.16

### ACCESS\*

Patients seen in 24 months	Total	Change since previous quarter
Quarter ending September 2017	1,535	
Quarter ending December 2017	2,078	↑
Quarter ending March 2018	2,470	↑
Quarter ending June 2018	2,774	↑
Quarter ending September 2018	2,977	↑
<b>Variance since September 2017</b>	<b>93.9%</b>	<b>↑</b>



### ACTIVITY



Month	Adjusted Scheduled Activity (UDA)	
	2018	2019
April	231	196
May	677	1,071
June	1,210	1,466
July	2,085	2,188
August	2,696	2,894
September	3,162	3,152
October	3,778	
November	4,470	
December	4,943	
January	5,496	
February	6,256	
March	6,799	
April	7,044	
May	6,996	
June	6,996	

### QUALITY

	Quantity	Base Number	Contract	AT	Region	England
% of FP17s for the same patient ID Re-attending within 3 months - Children	37	712	5.2%	11.2%	11.1%	11.6%
% of FP17s for the same patient ID Re-attending within 3 months - Adults	88	1,108	7.9%	14.8%	15.3%	15.5%
% of FP17s for the same patient ID Re-attending between 3 & 9 months - Children	351	712	49.3%	58.6%	61.1%	58.8%
% of FP17s for the same patient ID Re-attending between 3 & 9 months - Adults	374	1,108	33.8%	49.3%	52.3%	51.1%
% of FP17s for Band 1 Urgent Courses	111	1,414	7.9%	9.7%	9.5%	9.0%
% of FP17s Relating to Free Repair or Replacements	6	1,414	0.4%	0.7%	0.7%	0.8%
% of FP17s Relating to Continuations	2	1,414	0.1%	0.6%	0.8%	0.9%
% of Patients satisfied with the dentistry they have received	1	1	N/A	95.6%	93.6%	93.3%
% of Patients satisfied with the time they had to wait for an appointment	1	1	N/A	88.8%	88.8%	88.9%

\* This is based on patients treated on this contract for their most recent course of treatment. Figures in italics indicate the base number of FP17s or Patient Questionnaire responses are less than 100. N/A is shown where the base number of responses is less than 10 during the period. % is calculated as Quantity/Base number\*100

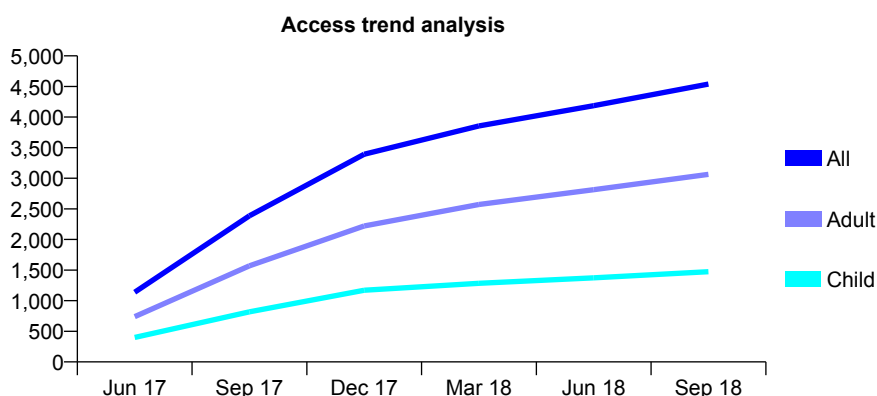
## Q69 - Vital Signs At a Glance Contract Report for 100322/0000 - September 2018

Name or company name	Mr F Tahir
Contract type name	GDS Contract
Purpose of contract	General
Contract start date	01/04/2017
Contract end date	

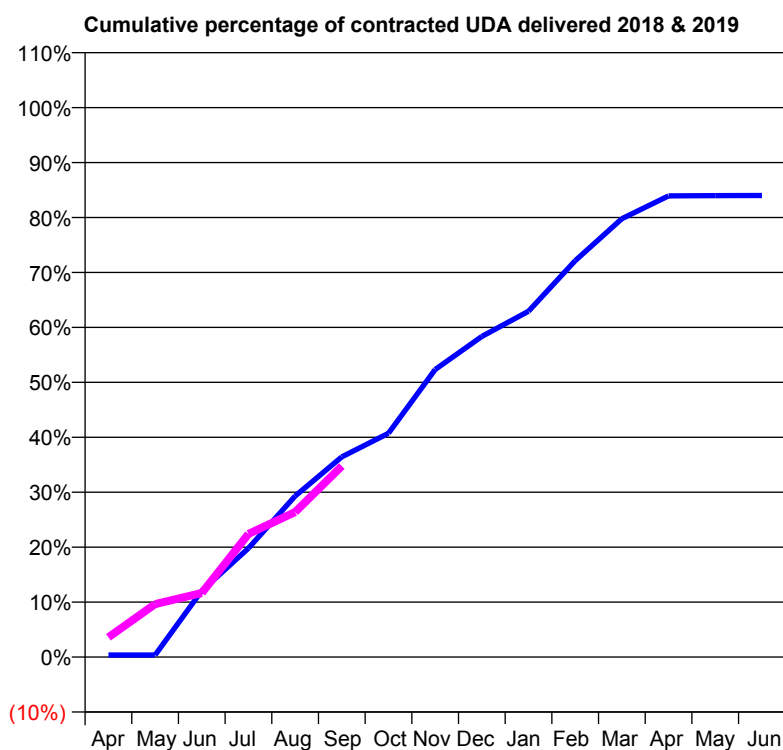
18/19 Contracted general activity (UDA)	13,340
Carry forward general activity (UDA)	0
18/19 Contracted orthodontic activity (UOA)	0
Carry forward orthodontic activity (UOA)	0
Baseline contract value	£303,854.90

### ACCESS\*

Patients seen in 24 months	Total	Change since previous quarter
Quarter ending September 2017	2,387	
Quarter ending December 2017	3,393	↑
Quarter ending March 2018	3,855	↑
Quarter ending June 2018	4,187	↑
Quarter ending September 2018	4,539	↑
<b>Variance since September 2017</b>	<b>90.2%</b>	<b>↑</b>



### ACTIVITY



Month	Adjusted Scheduled Activity (UDA)	
	2018	2019
April	49	482
May	49	1,286
June	1,617	1,556
July	2,653	2,990
August	3,927	3,521
September	4,882	4,639
October	5,456	
November	7,011	
December	7,819	
January	8,432	
February	9,663	
March	10,690	
April	11,245	
May	11,251	
June	11,253	

### QUALITY

	Quantity	Base Number	Contract	AT	Region	England
% of FP17s for the same patient ID Re-attending within 3 months - Children	57	1,038	5.5%	11.2%	11.1%	11.6%
% of FP17s for the same patient ID Re-attending within 3 months - Adults	240	1,893	12.7%	14.8%	15.3%	15.5%
% of FP17s for the same patient ID Re-attending between 3 & 9 months - Children	594	1,038	57.2%	58.6%	61.1%	58.8%
% of FP17s for the same patient ID Re-attending between 3 & 9 months - Adults	925	1,893	48.9%	49.3%	52.3%	51.1%
% of FP17s for Band 1 Urgent Courses	243	2,659	9.1%	9.7%	9.5%	9.0%
% of FP17s Relating to Free Repair or Replacements	23	2,659	0.9%	0.7%	0.7%	0.8%
% of FP17s Relating to Continuations	0	2,659	0.0%	0.6%	0.8%	0.9%
% of Patients satisfied with the dentistry they have received	3	4	N/A	95.6%	93.6%	93.3%
% of Patients satisfied with the time they had to wait for an appointment	4	4	N/A	88.8%	88.8%	88.9%

\* This is based on patients treated on this contract for their most recent course of treatment. Figures in italics indicate the base number of FP17s or Patient Questionnaire responses are less than 100. N/A is shown where the base number of responses is less than 10 during the period. % is calculated as Quantity/Base number\*100

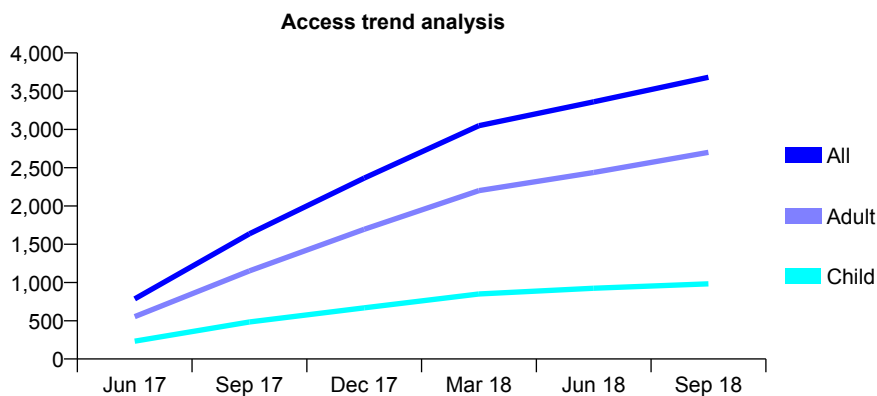
## Q69 - Vital Signs At a Glance Contract Report for 100323/0000 - September 2018

Name or company name	Mr F Tahir
Contract type name	GDS Contract
Purpose of contract	General
Contract start date	01/04/2017
Contract end date	

18/19 Contracted general activity (UDA)	12,351
Carry forward general activity (UDA)	0
18/19 Contracted orthodontic activity (UOA)	0
Carry forward orthodontic activity (UOA)	0
Baseline contract value	£281,066.04

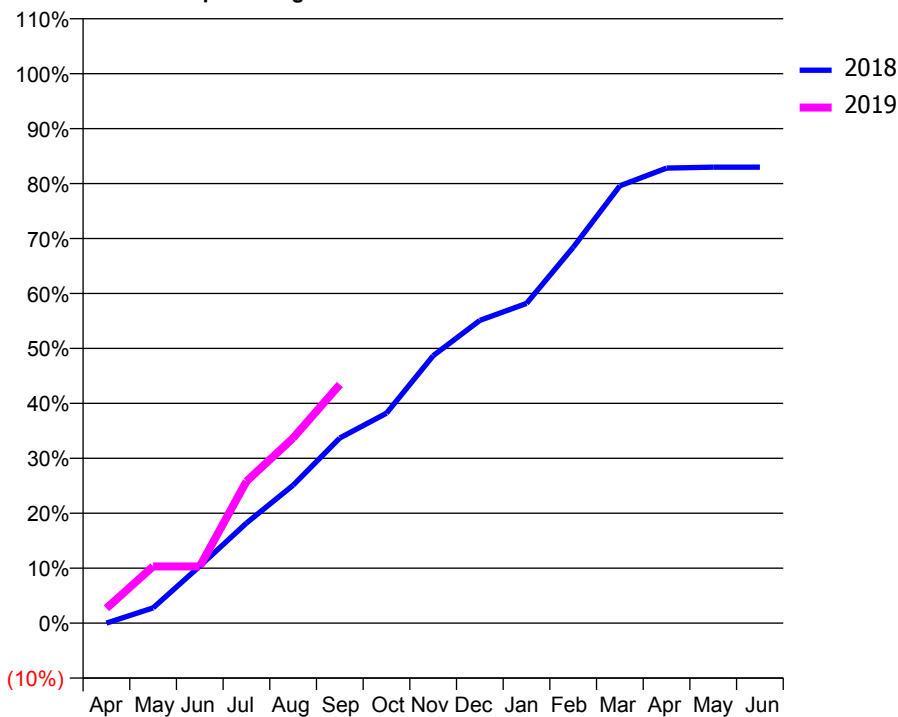
### ACCESS\*

Patients seen in 24 months	Total	Change since previous quarter
Quarter ending September 2017	1,635	
Quarter ending December 2017	2,364	↑
Quarter ending March 2018	3,050	↑
Quarter ending June 2018	3,362	↑
Quarter ending September 2018	3,682	↑
<b>Variance since September 2017</b>	<b>125.2%</b>	<b>↑</b>



### ACTIVITY

Cumulative percentage of contracted UDA delivered 2018 & 2019



Adjusted Scheduled Activity (UDA)

Month	2018	2019
April	0	334
May	342	1,275
June	1,281	1,275
July	2,248	3,188
August	3,102	4,162
September	4,162	5,364
October	4,720	
November	6,011	
December	6,806	
January	7,185	
February	8,448	
March	9,829	
April	10,229	
May	10,248	
June	10,248	

### QUALITY

	Quantity	Base Number	Contract	AT	Region	England
% of FP17s for the same patient ID Re-attending within 3 months - Children	40	681	5.9%	11.2%	11.1%	11.6%
% of FP17s for the same patient ID Re-attending within 3 months - Adults	375	1,838	20.4%	14.8%	15.3%	15.5%
% of FP17s for the same patient ID Re-attending between 3 & 9 months - Children	327	681	48.0%	58.6%	61.1%	58.8%
% of FP17s for the same patient ID Re-attending between 3 & 9 months - Adults	717	1,838	39.0%	49.3%	52.3%	51.1%
% of FP17s for Band 1 Urgent Courses	322	2,321	13.9%	9.7%	9.5%	9.0%
% of FP17s Relating to Free Repair or Replacements	13	2,321	0.6%	0.7%	0.7%	0.8%
% of FP17s Relating to Continuations	8	2,321	0.3%	0.6%	0.8%	0.9%
% of Patients satisfied with the dentistry they have received	3	4	N/A	95.6%	93.6%	93.3%
% of Patients satisfied with the time they had to wait for an appointment	1	4	N/A	88.8%	88.8%	88.9%

\* This is based on patients treated on this contract for their most recent course of treatment. Figures in italics indicate the base number of FP17s or Patient Questionnaire responses are less than 100. N/A is shown where the base number of responses is less than 10 during the period. % is calculated as Quantity/Base number\*100

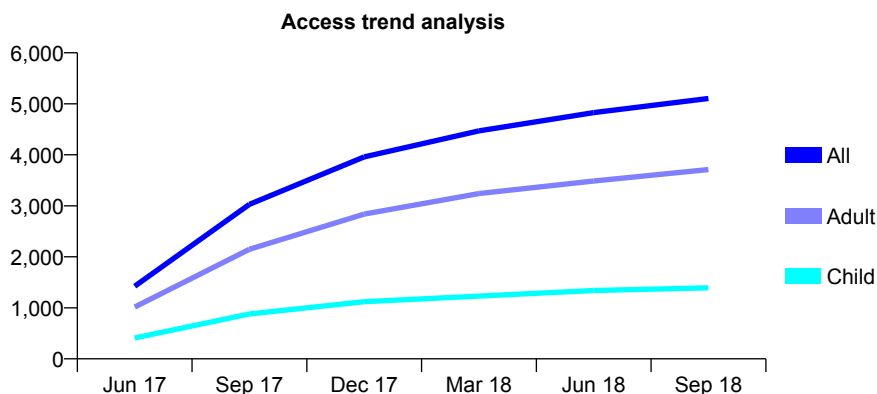
## Q69 - Vital Signs At a Glance Contract Report for 100333/0000 - September 2018

Name or company name	Dentalcare Limited
Contract type name	GDS Contract
Purpose of contract	General
Contract start date	01/04/2017
Contract end date	

18/19 Contracted general activity (UDA)	14,471
Carry forward general activity (UDA)	0
18/19 Contracted orthodontic activity (UOA)	0
Carry forward orthodontic activity (UOA)	0
Baseline contract value	£329,352.30

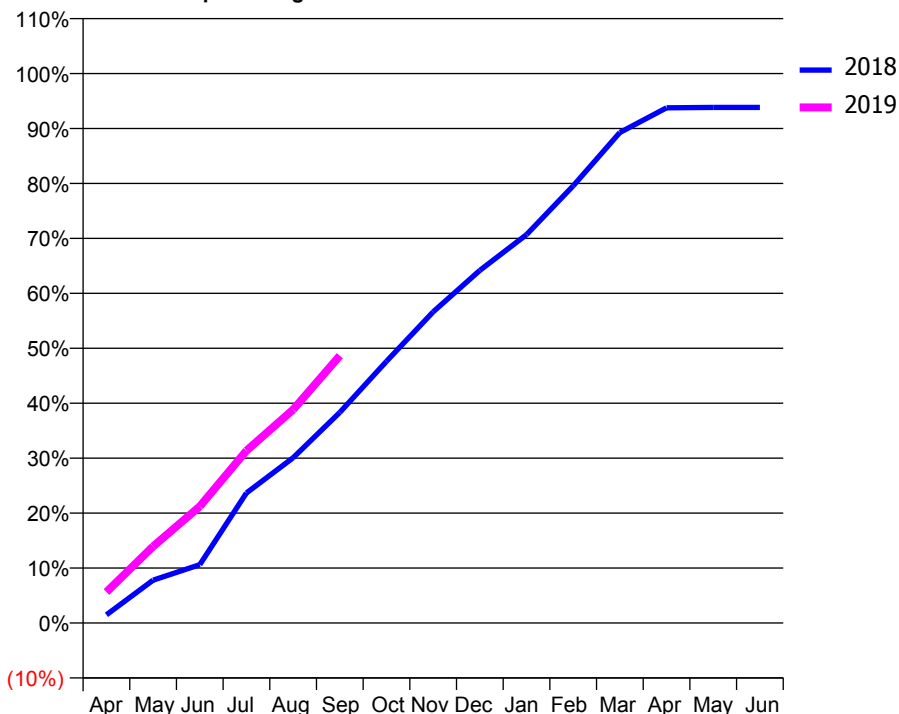
### ACCESS\*

Patients seen in 24 months	Total	Change since previous quarter
Quarter ending September 2017	3,028	
Quarter ending December 2017	3,959	↑
Quarter ending March 2018	4,470	↑
Quarter ending June 2018	4,827	↑
Quarter ending September 2018	5,104	↑
<b>Variance since September 2017</b>	<b>68.6%</b>	<b>↑</b>



### ACTIVITY

Cumulative percentage of contracted UDA delivered 2018 & 2019



Month	Adjusted Scheduled Activity (UDA)	
	2018	2019
April	216	818
May	1,130	2,017
June	1,538	3,072
July	3,428	4,538
August	4,355	5,621
September	5,549	7,040
October	6,894	
November	8,198	
December	9,287	
January	10,230	
February	11,517	
March	12,920	
April	13,570	
May	13,579	
June	13,580	

### QUALITY

	Quantity	Base Number	Contract	AT	Region	England
% of FP17s for the same patient ID Re-attending within 3 months - Children	60	1,198	5.0%	11.2%	11.1%	11.6%
% of FP17s for the same patient ID Re-attending within 3 months - Adults	428	3,019	14.2%	14.8%	15.3%	15.5%
% of FP17s for the same patient ID Re-attending between 3 & 9 months - Children	794	1,198	66.3%	58.6%	61.1%	58.8%
% of FP17s for the same patient ID Re-attending between 3 & 9 months - Adults	1,692	3,019	56.0%	49.3%	52.3%	51.1%
% of FP17s for Band 1 Urgent Courses	304	3,871	7.9%	9.7%	9.5%	9.0%
% of FP17s Relating to Free Repair or Replacements	30	3,871	0.8%	0.7%	0.7%	0.8%
% of FP17s Relating to Continuations	9	3,871	0.2%	0.6%	0.8%	0.9%
% of Patients satisfied with the dentistry they have received	3	4	N/A	95.6%	93.6%	93.3%
% of Patients satisfied with the time they had to wait for an appointment	3	4	N/A	88.8%	88.8%	88.9%

\* This is based on patients treated on this contract for their most recent course of treatment. Figures in italics indicate the base number of FP17s or Patient Questionnaire responses are less than 100. N/A is shown where the base number of responses is less than 10 during the period. % is calculated as Quantity/Base number\*100

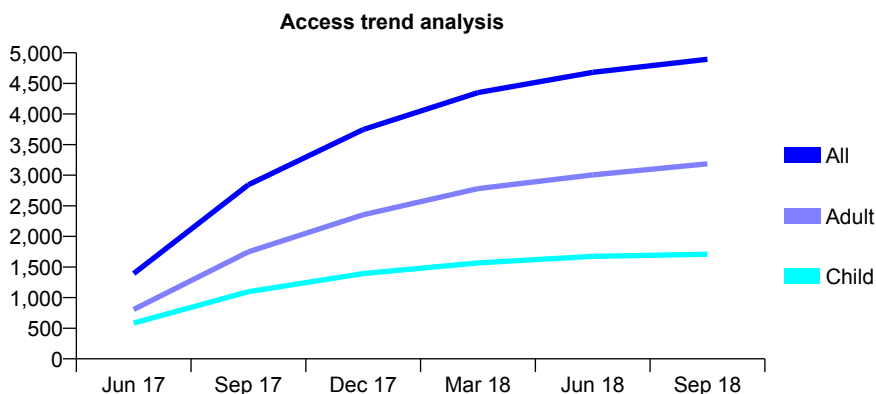
## Q69 - Vital Signs At a Glance Contract Report for 100347/0000 - September 2018

Name or company name	PURESIMILE EARLEY LTD
Contract type name	GDS Contract
Purpose of contract	General
Contract start date	01/04/2017
Contract end date	

18/19 Contracted general activity (UDA)	14,551
Carry forward general activity (UDA)	0
18/19 Contracted orthodontic activity (UOA)	0
Carry forward orthodontic activity (UOA)	0
Baseline contract value	£325,387.61

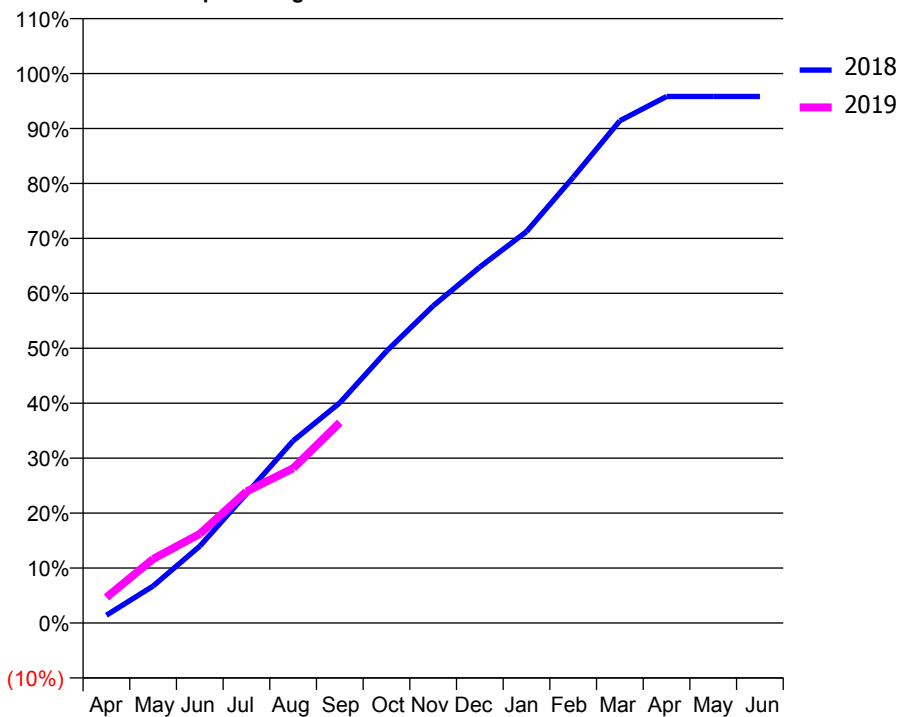
### ACCESS\*

Patients seen in 24 months	Total	Change since previous quarter
Quarter ending September 2017	2,844	
Quarter ending December 2017	3,747	↑
Quarter ending March 2018	4,350	↑
Quarter ending June 2018	4,681	↑
Quarter ending September 2018	4,895	↑
<b>Variance since September 2017</b>	<b>72.1%</b>	<b>↑</b>



### ACTIVITY

Cumulative percentage of contracted UDA delivered 2018 & 2019



Adjusted Scheduled Activity (UDA)

Month	2018	2019
April	209	681
May	983	1,696
June	2,047	2,360
July	3,441	3,483
August	4,850	4,098
September	5,862	5,309
October	7,236	
November	8,444	
December	9,475	
January	10,421	
February	11,865	
March	13,369	
April	14,015	
May	14,017	
June	14,016	

### QUALITY

	Quantity	Base Number	Contract	AT	Region	England
% of FP17s for the same patient ID Re-attending within 3 months - Children	70	1,197	5.8%	11.2%	11.1%	11.6%
% of FP17s for the same patient ID Re-attending within 3 months - Adults	211	1,940	10.9%	14.8%	15.3%	15.5%
% of FP17s for the same patient ID Re-attending between 3 & 9 months - Children	710	1,197	59.3%	58.6%	61.1%	58.8%
% of FP17s for the same patient ID Re-attending between 3 & 9 months - Adults	1,025	1,940	52.8%	49.3%	52.3%	51.1%
% of FP17s for Band 1 Urgent Courses	236	2,845	8.3%	9.7%	9.5%	9.0%
% of FP17s Relating to Free Repair or Replacements	33	2,845	1.2%	0.7%	0.7%	0.8%
% of FP17s Relating to Continuations	9	2,845	0.3%	0.6%	0.8%	0.9%
% of Patients satisfied with the dentistry they have received	5	5	N/A	95.6%	93.6%	93.3%
% of Patients satisfied with the time they had to wait for an appointment	5	5	N/A	88.8%	88.8%	88.9%

\* This is based on patients treated on this contract for their most recent course of treatment. Figures in italics indicate the base number of FP17s or Patient Questionnaire responses are less than 100. N/A is shown where the base number of responses is less than 10 during the period. % is calculated as Quantity/Base number\*100

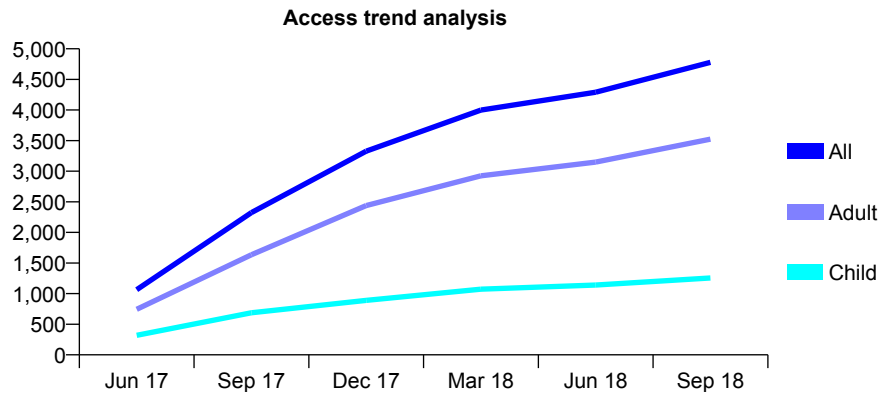
## Q69 - Vital Signs At a Glance Contract Report for 100374/0000 - September 2018

Name or company name	MR AF RAI
Contract type name	GDS Contract
Purpose of contract	General
Contract start date	01/04/2017
Contract end date	

18/19 Contracted general activity (UDA)	15,000
Carry forward general activity (UDA)	0
18/19 Contracted orthodontic activity (UOA)	0
Carry forward orthodontic activity (UOA)	0
Baseline contract value	£317,680.14

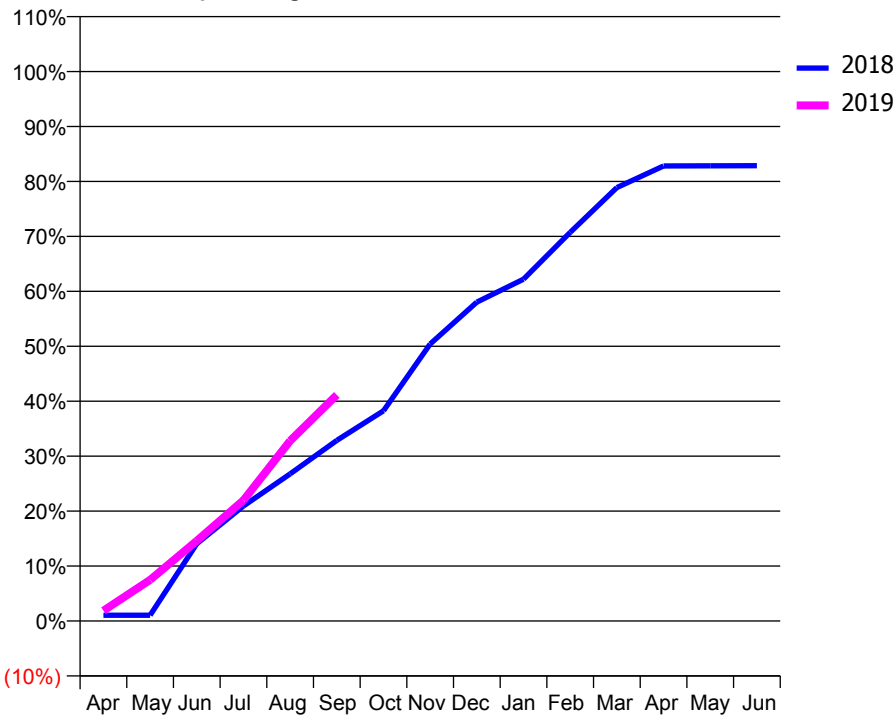
### ACCESS\*

Patients seen in 24 months	Total	Change since previous quarter
Quarter ending September 2017	2,323	
Quarter ending December 2017	3,327	↑
Quarter ending March 2018	3,999	↑
Quarter ending June 2018	4,291	↑
Quarter ending September 2018	4,778	↑
<b>Variance since September 2017</b>	<b>105.7%</b>	<b>↑</b>



### ACTIVITY

Cumulative percentage of contracted UDA delivered 2018 & 2019



Month	Adjusted Scheduled Activity (UDA)	
	2018	2019
April	163	283
May	163	1,123
June	2,174	2,189
July	3,238	3,297
August	4,143	4,919
September	5,084	6,172
October	5,918	
November	7,798	
December	8,978	
January	9,623	
February	10,944	
March	12,203	
April	12,813	
May	12,817	
June	12,820	

### QUALITY

	Quantity	Base Number	Contract	AT	Region	England
% of FP17s for the same patient ID Re-attending within 3 months - Children	77	856	9.0%	11.2%	11.1%	11.6%
% of FP17s for the same patient ID Re-attending within 3 months - Adults	392	2,298	17.1%	14.8%	15.3%	15.5%
% of FP17s for the same patient ID Re-attending between 3 & 9 months - Children	387	856	45.2%	58.6%	61.1%	58.8%
% of FP17s for the same patient ID Re-attending between 3 & 9 months - Adults	907	2,298	39.5%	49.3%	52.3%	51.1%
% of FP17s for Band 1 Urgent Courses	436	2,885	15.1%	9.7%	9.5%	9.0%
% of FP17s Relating to Free Repair or Replacements	13	2,885	0.5%	0.7%	0.7%	0.8%
% of FP17s Relating to Continuations	46	2,885	1.6%	0.6%	0.8%	0.9%
% of Patients satisfied with the dentistry they have received	3	3	N/A	95.6%	93.6%	93.3%
% of Patients satisfied with the time they had to wait for an appointment	3	3	N/A	88.8%	88.8%	88.9%

\* This is based on patients treated on this contract for their most recent course of treatment. Figures in italics indicate the base number of FP17s or Patient Questionnaire responses are less than 100. N/A is shown where the base number of responses is less than 10 during the period. % is calculated as Quantity/Base number\*100



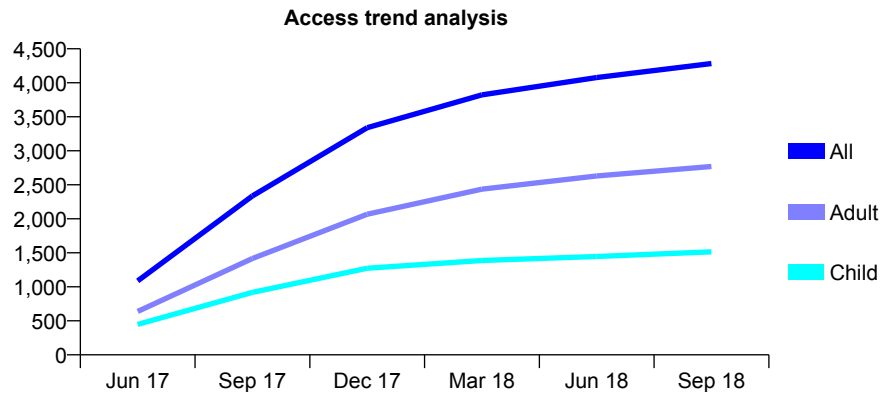
## Q69 - Vital Signs At a Glance Contract Report for 100394/0000 - September 2018

Name or company name	Puresmile Marlow
Contract type name	GDS Contract
Purpose of contract	General
Contract start date	01/04/2017
Contract end date	

18/19 Contracted general activity (UDA)	12,000
Carry forward general activity (UDA)	-240
18/19 Contracted orthodontic activity (UOA)	0
Carry forward orthodontic activity (UOA)	0
Baseline contract value	£254,630.06

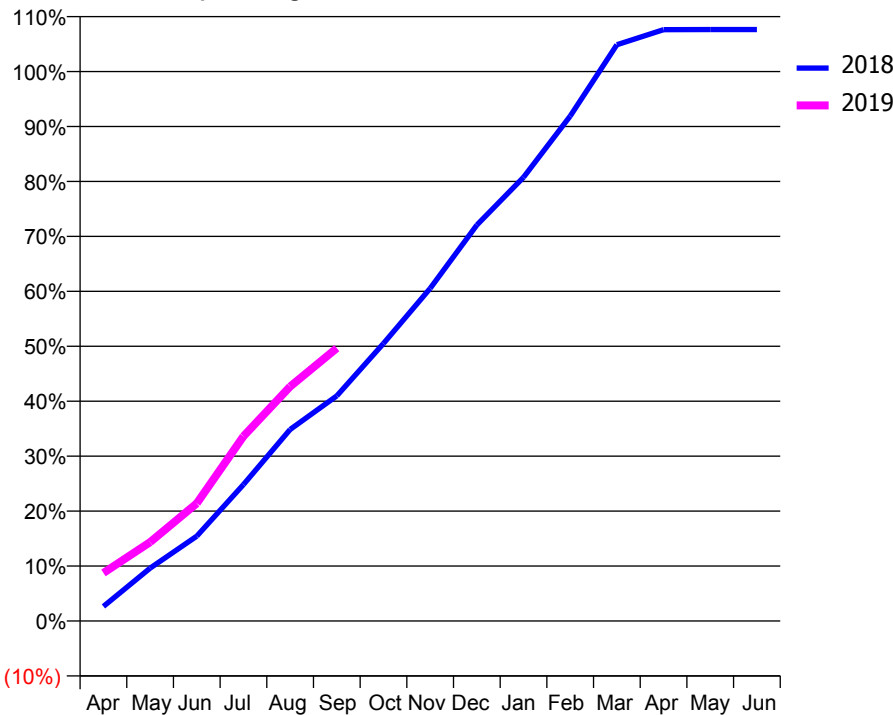
### ACCESS\*

Patients seen in 24 months	Total	Change since previous quarter
Quarter ending September 2017	2,336	
Quarter ending December 2017	3,341	↑
Quarter ending March 2018	3,823	↑
Quarter ending June 2018	4,077	↑
Quarter ending September 2018	4,284	↑
<b>Variance since September 2017</b>	<b>83.4%</b>	<b>↑</b>



### ACTIVITY

Cumulative percentage of contracted UDA delivered 2018 & 2019



Month	Adjusted Scheduled Activity (UDA)	
	2018	2019
April	319	1,049
May	1,155	1,722
June	1,855	2,571
July	2,979	4,036
August	4,182	5,121
September	4,918	5,961
October	6,062	
November	7,265	
December	8,647	
January	9,689	
February	11,027	
March	12,583	
April	12,915	
May	12,917	
June	12,917	

### QUALITY

	Quantity	Base Number	Contract	AT	Region	England
% of FP17s for the same patient ID Re-attending within 3 months - Children	73	1,163	6.3%	11.2%	11.1%	11.6%
% of FP17s for the same patient ID Re-attending within 3 months - Adults	263	1,722	15.3%	14.8%	15.3%	15.5%
% of FP17s for the same patient ID Re-attending between 3 & 9 months - Children	745	1,163	64.1%	58.6%	61.1%	58.8%
% of FP17s for the same patient ID Re-attending between 3 & 9 months - Adults	880	1,722	51.1%	49.3%	52.3%	51.1%
% of FP17s for Band 1 Urgent Courses	239	2,743	8.7%	9.7%	9.5%	9.0%
% of FP17s Relating to Free Repair or Replacements	43	2,743	1.6%	0.7%	0.7%	0.8%
% of FP17s Relating to Continuations	12	2,743	0.4%	0.6%	0.8%	0.9%
% of Patients satisfied with the dentistry they have received	4	4	N/A	95.6%	93.6%	93.3%
% of Patients satisfied with the time they had to wait for an appointment	3	4	N/A	88.8%	88.8%	88.9%

\* This is based on patients treated on this contract for their most recent course of treatment. Figures in italics indicate the base number of FP17s or Patient Questionnaire responses are less than 100. N/A is shown where the base number of responses is less than 10 during the period. % is calculated as Quantity/Base number\*100



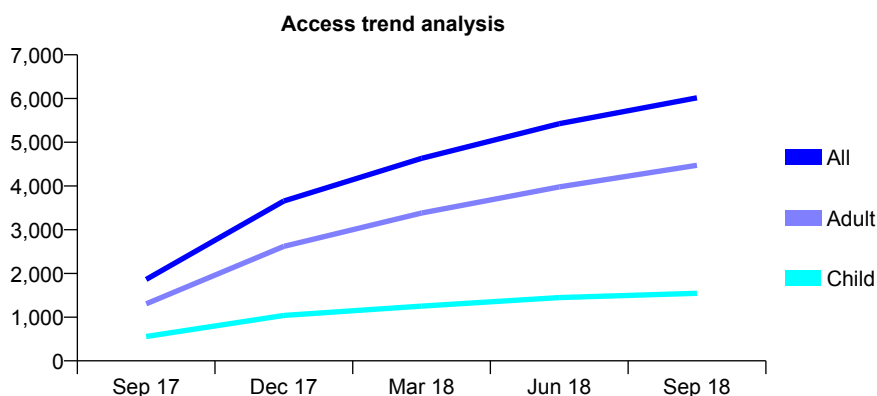
## Q69 - Vital Signs At a Glance Contract Report for 100472/0000 - September 2018

Name or company name	Rodericks Dental Limited
Contract type name	GDS Contract
Purpose of contract	General
Contract start date	01/07/2017
Contract end date	

18/19 Contracted general activity (UDA)	18,000
Carry forward general activity (UDA)	104
18/19 Contracted orthodontic activity (UOA)	0
Carry forward orthodontic activity (UOA)	0
Baseline contract value	£463,500.00

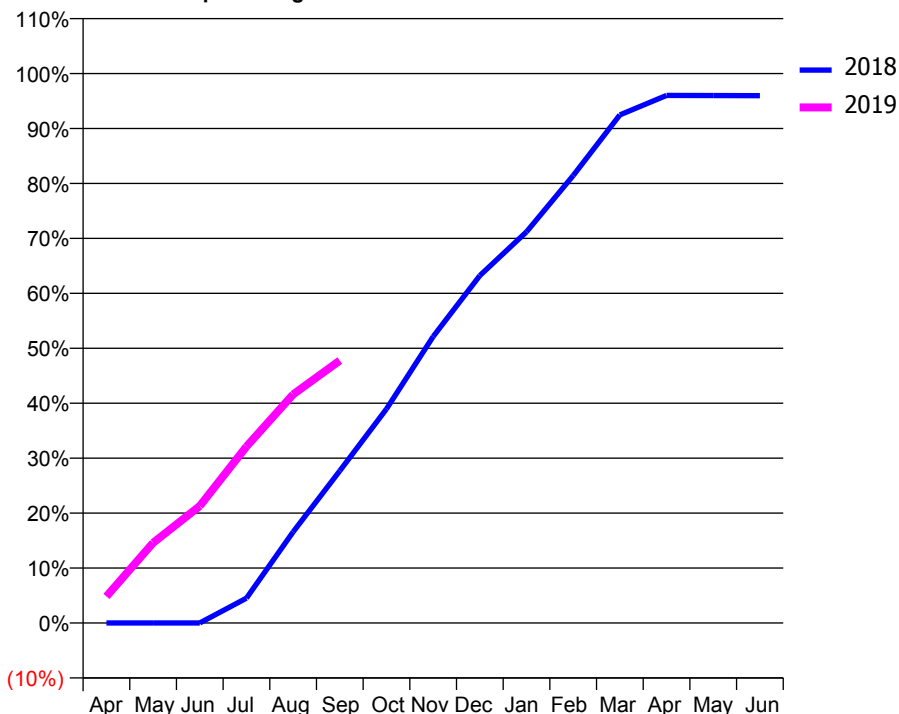
### ACCESS\*

Patients seen in 24 months	Total	Change since previous quarter
Quarter ending September 2017	1,861	
Quarter ending December 2017	3,656	↑
Quarter ending March 2018	4,633	↑
Quarter ending June 2018	5,426	↑
Quarter ending September 2018	6,017	↑
<b>Variance since September 2017</b>	<b>223.3%</b>	<b>↑</b>



### ACTIVITY

Cumulative percentage of contracted UDA delivered 2018 & 2019



Month	Adjusted Scheduled Activity (UDA)	
	2018	2019
April	0	871
May	0	2,626
June	0	3,833
July	612	5,782
August	2,247	7,489
September	3,753	8,598
October	5,278	
November	7,062	
December	8,563	
January	9,641	
February	11,030	
March	12,525	
April	13,003	
May	12,999	
June	12,996	

### QUALITY

	Quantity	Base Number	Contract	AT	Region	England
% of FP17s for the same patient ID Re-attending within 3 months - Children	73	1,146	6.4%	11.2%	11.1%	11.6%
% of FP17s for the same patient ID Re-attending within 3 months - Adults	397	3,050	13.0%	14.8%	15.3%	15.5%
% of FP17s for the same patient ID Re-attending between 3 & 9 months - Children	585	1,146	51.0%	58.6%	61.1%	58.8%
% of FP17s for the same patient ID Re-attending between 3 & 9 months - Adults	1,204	3,050	39.5%	49.3%	52.3%	51.1%
% of FP17s for Band 1 Urgent Courses	304	3,988	7.6%	9.7%	9.5%	9.0%
% of FP17s Relating to Free Repair or Replacements	22	3,988	0.6%	0.7%	0.7%	0.8%
% of FP17s Relating to Continuations	32	3,988	0.8%	0.6%	0.8%	0.9%
% of Patients satisfied with the dentistry they have received	0	0	N/A	95.6%	93.6%	93.3%
% of Patients satisfied with the time they had to wait for an appointment	0	0	N/A	88.8%	88.8%	88.9%

\* This is based on patients treated on this contract for their most recent course of treatment. Figures in italics indicate the base number of FP17s or Patient Questionnaire responses are less than 100. N/A is shown where the base number of responses is less than 10 during the period. % is calculated as Quantity/Base number\*100

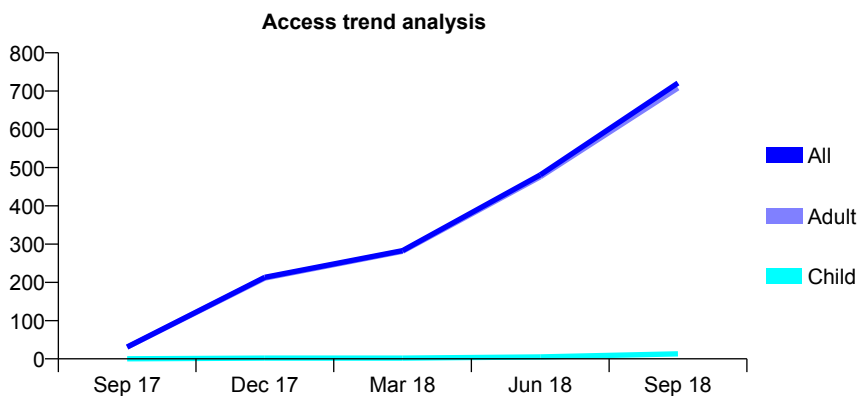
## Q69 - Vital Signs At a Glance Contract Report for 100474/0000 - September 2018

Name or company name	Oxfordshire Priority Dental Service
Contract type name	PDS Contract
Purpose of contract	General
Contract start date	01/07/2017
Contract end date	31/03/2019

18/19 Contracted general activity (UDA)	2,000
Carry forward general activity (UDA)	0
18/19 Contracted orthodontic activity (UOA)	0
Carry forward orthodontic activity (UOA)	0
Baseline contract value	£0.00

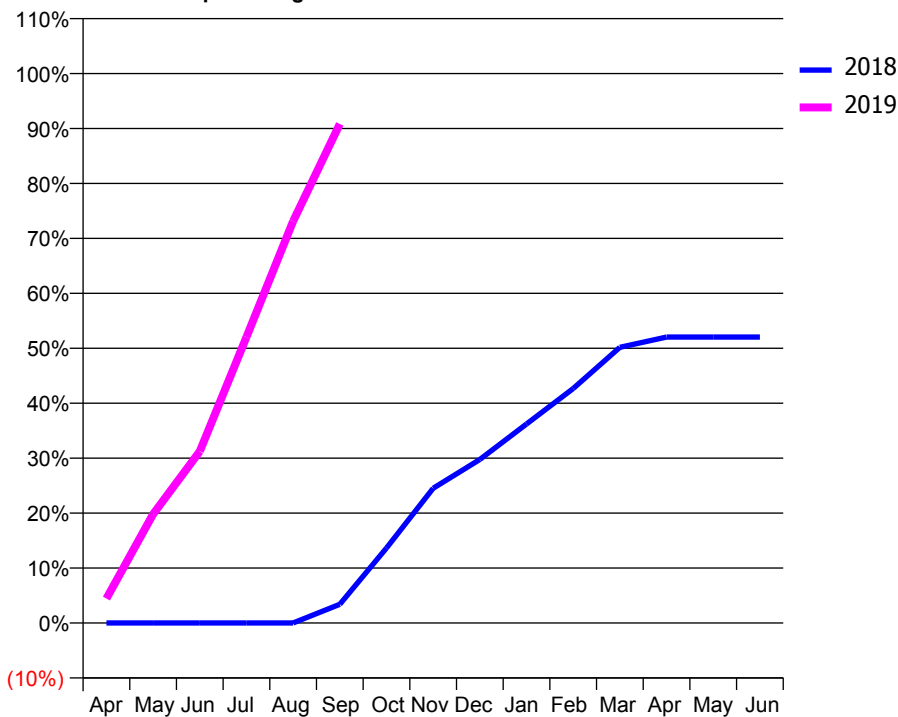
### ACCESS\*

Patients seen in 24 months	Total	Change since previous quarter
Quarter ending September 2017	31	
Quarter ending December 2017	213	↑
Quarter ending March 2018	283	↑
Quarter ending June 2018	481	↑
Quarter ending September 2018	721	↑
<b>Variance since September 2017</b>	<b>2225.8%</b>	<b>↑</b>



### ACTIVITY

Cumulative percentage of contracted UDA delivered 2018 & 2019



Month	Adjusted Scheduled Activity (UDA)	
	2018	2019
April	0	89
May	0	396
June	0	625
July	0	1,041
August	0	1,463
September	68	1,816
October	273	
November	490	
December	595	
January	724	
February	853	
March	1,003	
April	1,041	
May	1,041	
June	1,041	

### QUALITY

	Quantity	Base Number	Contract	AT	Region	England
% of FP17s for the same patient ID Re-attending within 3 months - Children	0	13	0.0%	11.2%	11.1%	11.6%
% of FP17s for the same patient ID Re-attending within 3 months - Adults	7	683	1.0%	14.8%	15.3%	15.5%
% of FP17s for the same patient ID Re-attending between 3 & 9 months - Children	0	13	0.0%	58.6%	61.1%	58.8%
% of FP17s for the same patient ID Re-attending between 3 & 9 months - Adults	2	683	0.3%	49.3%	52.3%	51.1%
% of FP17s for Band 1 Urgent Courses	22	673	3.3%	9.7%	9.5%	9.0%
% of FP17s Relating to Free Repair or Replacements	0	673	0.0%	0.7%	0.7%	0.8%
% of FP17s Relating to Continuations	1	673	0.1%	0.6%	0.8%	0.9%
% of Patients satisfied with the dentistry they have received	1	1	N/A	95.6%	93.6%	93.3%
% of Patients satisfied with the time they had to wait for an appointment	0	1	N/A	88.8%	88.8%	88.9%

\* This is based on patients treated on this contract for their most recent course of treatment. Figures in italics indicate the base number of FP17s or Patient Questionnaire responses are less than 100. N/A is shown where the base number of responses is less than 10 during the period. % is calculated as Quantity/Base number\*100

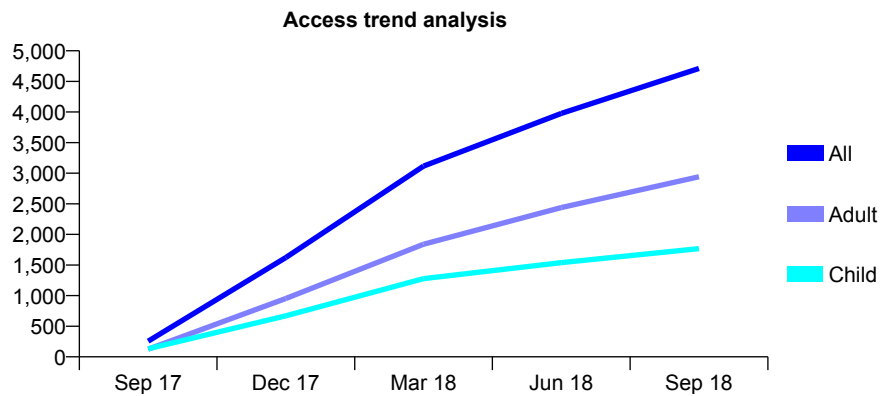
## Q69 - Vital Signs At a Glance Contract Report for 100506/0000 - September 2018

Name or company name	Rodericks Dental Limited
Contract type name	GDS Contract
Purpose of contract	General
Contract start date	01/07/2017
Contract end date	

18/19 Contracted general activity (UDA)	15,000
Carry forward general activity (UDA)	0
18/19 Contracted orthodontic activity (UOA)	0
Carry forward orthodontic activity (UOA)	0
Baseline contract value	£393,990.87

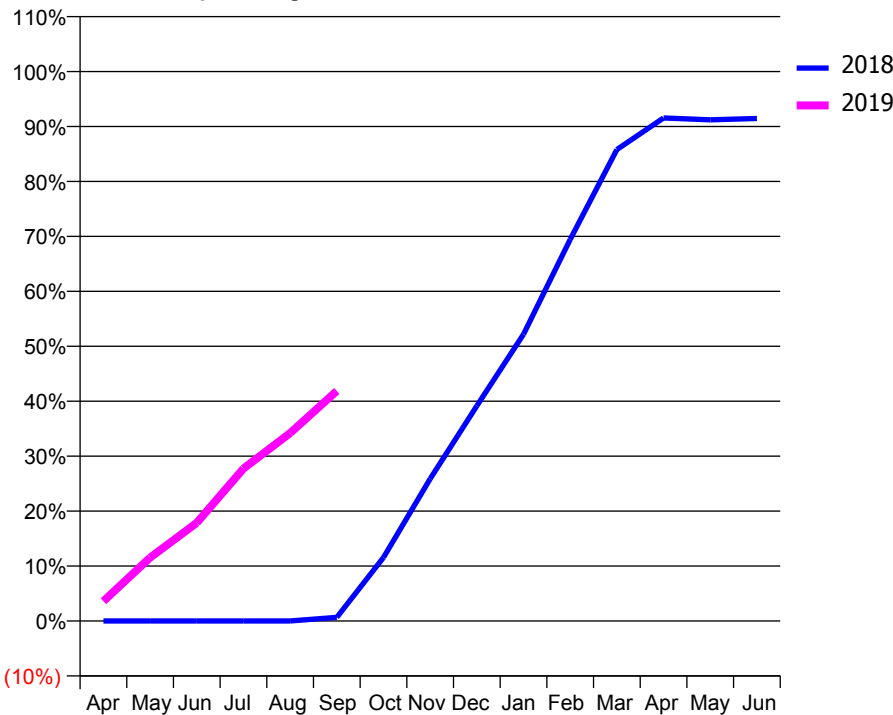
### ACCESS\*

Patients seen in 24 months	Total	Change since previous quarter
Quarter ending September 2017	257	
Quarter ending December 2017	1,623	↑
Quarter ending March 2018	3,117	↑
Quarter ending June 2018	3,977	↑
Quarter ending September 2018	4,712	↑
<b>Variance since September 2017</b>	<b>1733.5%</b>	<b>↑</b>



### ACTIVITY

Cumulative percentage of contracted UDA delivered 2018 & 2019



Month	Adjusted Scheduled Activity (UDA)	
	2018	2019
April	0	542
May	0	1,731
June	0	2,682
July	0	4,162
August	0	5,130
September	59	6,282
October	1,012	
November	2,264	
December	3,425	
January	4,567	
February	6,076	
March	7,506	
April	8,010	
May	7,982	
June	8,002	

### QUALITY

	Quantity	Base Number	Contract	AT	Region	England
% of FP17s for the same patient ID Re-attending within 3 months - Children	185	1,593	11.6%	11.2%	11.1%	11.6%
% of FP17s for the same patient ID Re-attending within 3 months - Adults	292	2,148	13.6%	14.8%	15.3%	15.5%
% of FP17s for the same patient ID Re-attending between 3 & 9 months - Children	747	1,593	46.9%	58.6%	61.1%	58.8%
% of FP17s for the same patient ID Re-attending between 3 & 9 months - Adults	557	2,148	25.9%	49.3%	52.3%	51.1%
% of FP17s for Band 1 Urgent Courses	242	3,476	7.0%	9.7%	9.5%	9.0%
% of FP17s Relating to Free Repair or Replacements	14	3,476	0.4%	0.7%	0.7%	0.8%
% of FP17s Relating to Continuations	5	3,476	0.1%	0.6%	0.8%	0.9%
% of Patients satisfied with the dentistry they have received	0	0	N/A	95.6%	93.6%	93.3%
% of Patients satisfied with the time they had to wait for an appointment	0	0	N/A	88.8%	88.8%	88.9%

\* This is based on patients treated on this contract for their most recent course of treatment. Figures in italics indicate the base number of FP17s or Patient Questionnaire responses are less than 100. N/A is shown where the base number of responses is less than 10 during the period. % is calculated as Quantity/Base number\*100

## Q69 - Vital Signs At a Glance Contract Report for 100508/0000 - September 2018


Name or company name	Aspire Dental Care Limited
Contract type name	GDS Contract
Purpose of contract	General
Contract start date	01/09/2017
Contract end date	

18/19 Contracted general activity (UDA)	12,000
Carry forward general activity (UDA)	0
18/19 Contracted orthodontic activity (UOA)	0
Carry forward orthodontic activity (UOA)	0
Baseline contract value	£304,920.00

### ACCESS\*

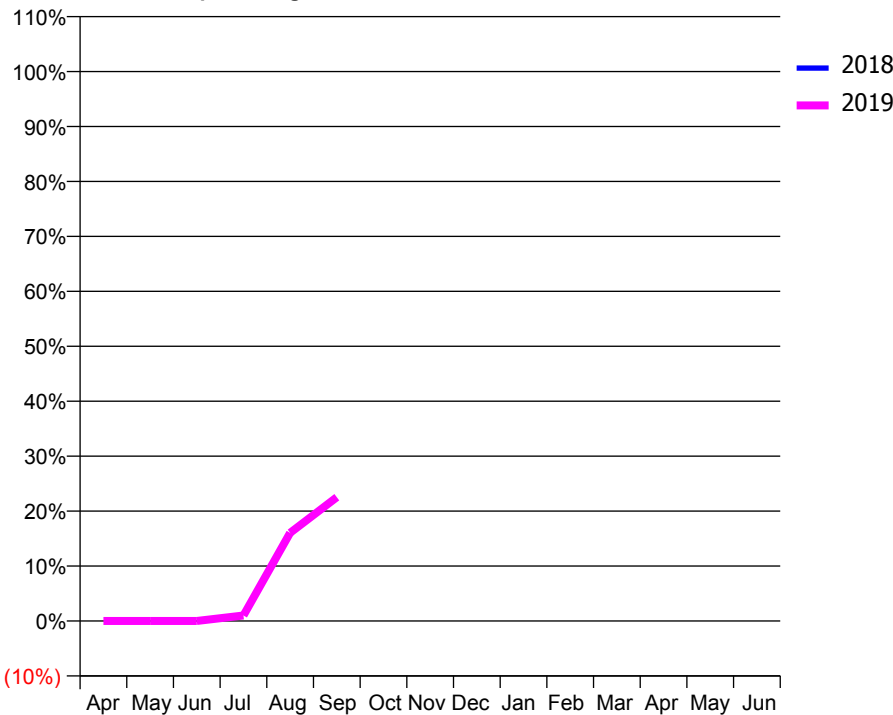
Patients seen in 24 months	Total	Change since previous quarter
Quarter ending September 2017	0	
Quarter ending December 2017	0	
Quarter ending March 2018	0	
Quarter ending June 2018	0	
Quarter ending September 2018	1,376	↑
<b>Variance since September 2017</b>	N/A	

### Access trend analysis



### ACTIVITY

#### Cumulative percentage of contracted UDA delivered 2018 & 2019



Month	Adjusted Scheduled Activity (UDA)	
	2018	2019
April	0	0
May	0	0
June	0	0
July	0	121
August	0	1,925
September	0	2,704
October	0	
November	0	
December	0	
January	0	
February	0	
March	0	
April	0	
May	0	
June	0	

### QUALITY

	Quantity	Base Number	Contract	AT	Region	England
% of FP17s for the same patient ID Re-attending within 3 months - Children	16	528	3.0%	11.2%	11.1%	11.6%
% of FP17s for the same patient ID Re-attending within 3 months - Adults	106	1,054	10.1%	14.8%	15.3%	15.5%
% of FP17s for the same patient ID Re-attending between 3 & 9 months - Children	0	528	0.0%	58.6%	61.1%	58.8%
% of FP17s for the same patient ID Re-attending between 3 & 9 months - Adults	4	1,054	0.4%	49.3%	52.3%	51.1%
% of FP17s for Band 1 Urgent Courses	258	1,582	16.3%	9.7%	9.5%	9.0%
% of FP17s Relating to Free Repair or Replacements	5	1,582	0.3%	0.7%	0.7%	0.8%
% of FP17s Relating to Continuations	7	1,582	0.4%	0.6%	0.8%	0.9%
% of Patients satisfied with the dentistry they have received	0	0	N/A	95.6%	93.6%	93.3%
% of Patients satisfied with the time they had to wait for an appointment	0	0	N/A	88.8%	88.8%	88.9%

\* This is based on patients treated on this contract for their most recent course of treatment. Figures in italics indicate the base number of FP17s or Patient Questionnaire responses are less than 100. N/A is shown where the base number of responses is less than 10 during the period. % is calculated as Quantity/Base number\*100

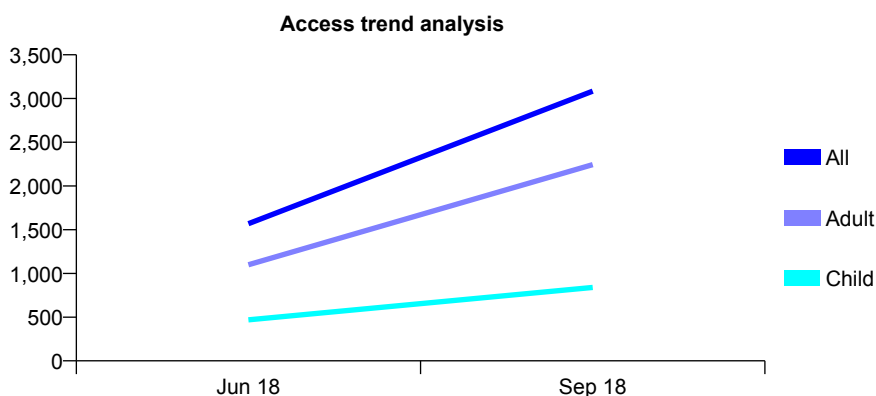
## Q69 - Vital Signs At a Glance Contract Report for 100649/0000 - September 2018

Name or company name	Rodericks Dental Limited
Contract type name	GDS Contract
Purpose of contract	General
Contract start date	01/04/2018
Contract end date	

18/19 Contracted general activity (UDA)	20,015
Carry forward general activity (UDA)	0
18/19 Contracted orthodontic activity (UOA)	0
Carry forward orthodontic activity (UOA)	0
Baseline contract value	£508,981.45

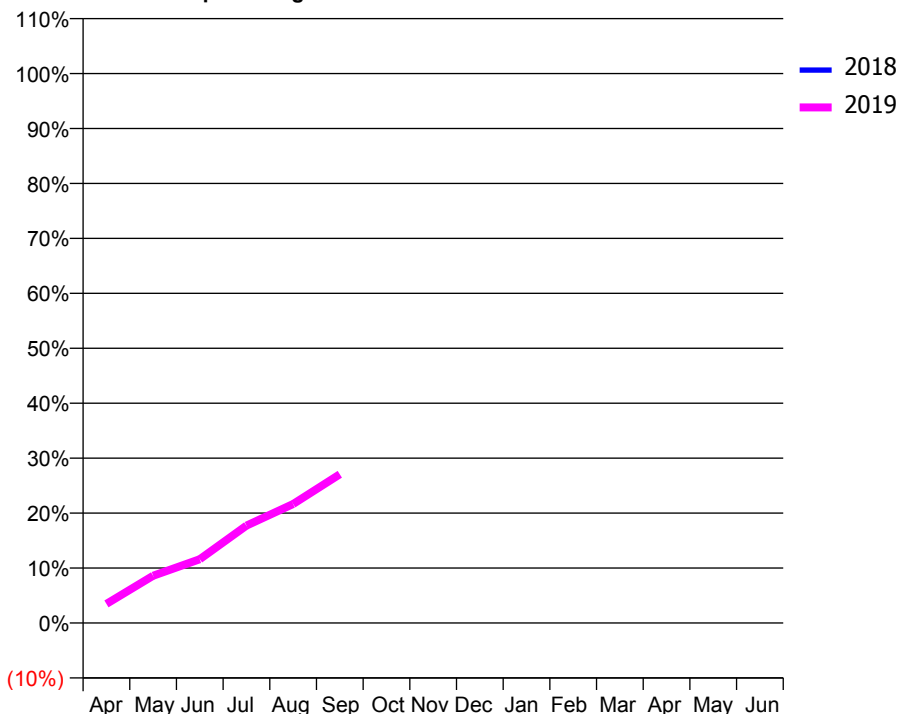
### ACCESS\*

Patients seen in 24 months	Total	Change since previous quarter
Quarter ending September 2017	0	
Quarter ending December 2017	0	
Quarter ending March 2018	0	
Quarter ending June 2018	1,568	↑
Quarter ending September 2018	3,084	↑
<b>Variance since September 2017</b>	N/A	



### ACTIVITY

Cumulative percentage of contracted UDA delivered 2018 & 2019



Month	Adjusted Scheduled Activity (UDA)	
	2018	2019
April	0	698
May	0	1,721
June	0	2,324
July	0	3,549
August	0	4,335
September	0	5,419
October	0	
November	0	
December	0	
January	0	
February	0	
March	0	
April	0	
May	0	
June	0	

### QUALITY

	Quantity	Base Number	Contract	AT	Region	England
% of FP17s for the same patient ID Re-attending within 3 months - Children	24	875	2.7%	11.2%	11.1%	11.6%
% of FP17s for the same patient ID Re-attending within 3 months - Adults	112	2,391	4.7%	14.8%	15.3%	15.5%
% of FP17s for the same patient ID Re-attending between 3 & 9 months - Children	8	875	0.9%	58.6%	61.1%	58.8%
% of FP17s for the same patient ID Re-attending between 3 & 9 months - Adults	35	2,391	1.5%	49.3%	52.3%	51.1%
% of FP17s for Band 1 Urgent Courses	297	3,266	9.1%	9.7%	9.5%	9.0%
% of FP17s Relating to Free Repair or Replacements	3	3,266	0.1%	0.7%	0.7%	0.8%
% of FP17s Relating to Continuations	1	3,266	0.0%	0.6%	0.8%	0.9%
% of Patients satisfied with the dentistry they have received	2	3	N/A	95.6%	93.6%	93.3%
% of Patients satisfied with the time they had to wait for an appointment	2	3	N/A	88.8%	88.8%	88.9%

\* This is based on patients treated on this contract for their most recent course of treatment. Figures in italics indicate the base number of FP17s or Patient Questionnaire responses are less than 100. N/A is shown where the base number of responses is less than 10 during the period. % is calculated as Quantity/Base number\*100

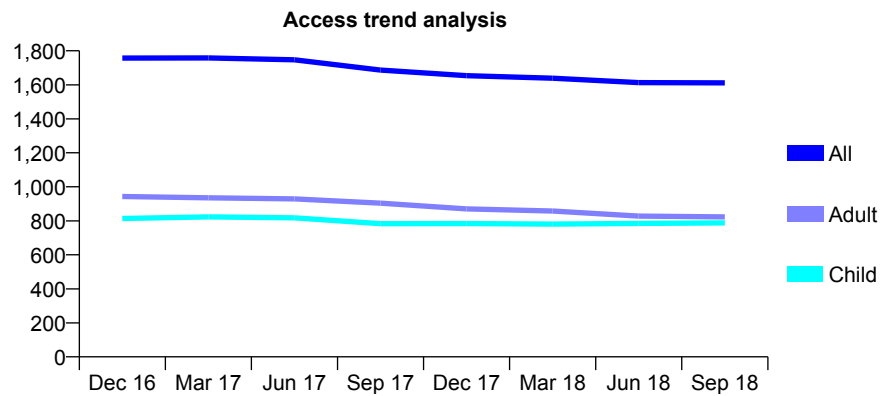
## Q69 - Vital Signs At a Glance Contract Report for 101281/0060 - September 2018

Name or company name	OASIS DENTAL CARE LTD
Contract type name	GDS Contract
Purpose of contract	General
Contract start date	01/04/2006
Contract end date	

18/19 Contracted general activity (UDA)	3,680
Carry forward general activity (UDA)	-56
18/19 Contracted orthodontic activity (UOA)	0
Carry forward orthodontic activity (UOA)	0
Baseline contract value	£83,964.41

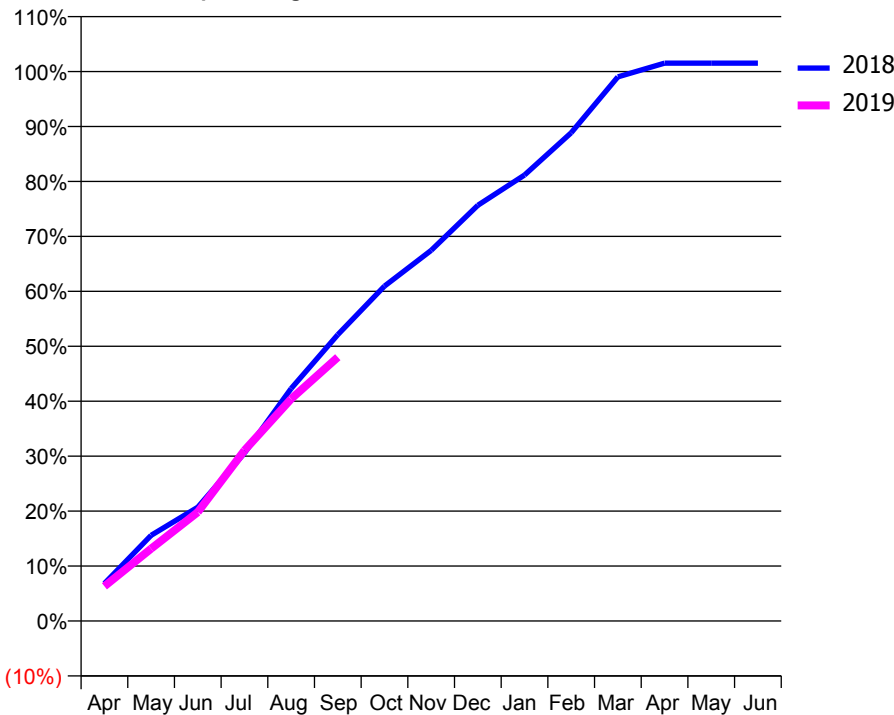
### ACCESS\*

Patients seen in 24 months	Total	Change since previous quarter
Quarter ending September 2017	1,687	
Quarter ending December 2017	1,654	↓
Quarter ending March 2018	1,639	→
Quarter ending June 2018	1,613	↓
Quarter ending September 2018	1,611	→
<b>Variance since September 2017</b>	<b>(4.5%)</b>	<b>↓</b>



### ACTIVITY

Cumulative percentage of contracted UDA delivered 2018 & 2019



Adjusted Scheduled Activity (UDA)		
Month	2018	2019
April	252	233
May	574	484
June	762	730
July	1,124	1,143
August	1,557	1,487
September	1,918	1,767
October	2,243	
November	2,482	
December	2,784	
January	2,986	
February	3,270	
March	3,644	
April	3,736	
May	3,736	
June	3,736	

### QUALITY

	Quantity	Base Number	Contract	AT	Region	England
% of FP17s for the same patient ID Re-attending within 3 months - Children	48	636	7.5%	11.2%	11.1%	11.6%
% of FP17s for the same patient ID Re-attending within 3 months - Adults	57	513	11.1%	14.8%	15.3%	15.5%
% of FP17s for the same patient ID Re-attending between 3 & 9 months - Children	392	636	61.6%	58.6%	61.1%	58.8%
% of FP17s for the same patient ID Re-attending between 3 & 9 months - Adults	279	513	54.4%	49.3%	52.3%	51.1%
% of FP17s for Band 1 Urgent Courses	76	1,101	6.9%	9.7%	9.5%	9.0%
% of FP17s Relating to Free Repair or Replacements	1	1,101	0.1%	0.7%	0.7%	0.8%
% of FP17s Relating to Continuations	13	1,101	1.2%	0.6%	0.8%	0.9%
% of Patients satisfied with the dentistry they have received	0	0	N/A	95.6%	93.6%	93.3%
% of Patients satisfied with the time they had to wait for an appointment	0	0	N/A	88.8%	88.8%	88.9%

\* This is based on patients treated on this contract for their most recent course of treatment. Figures in italics indicate the base number of FP17s or Patient Questionnaire responses are less than 100. N/A is shown where the base number of responses is less than 10 during the period. % is calculated as Quantity/Base number\*100

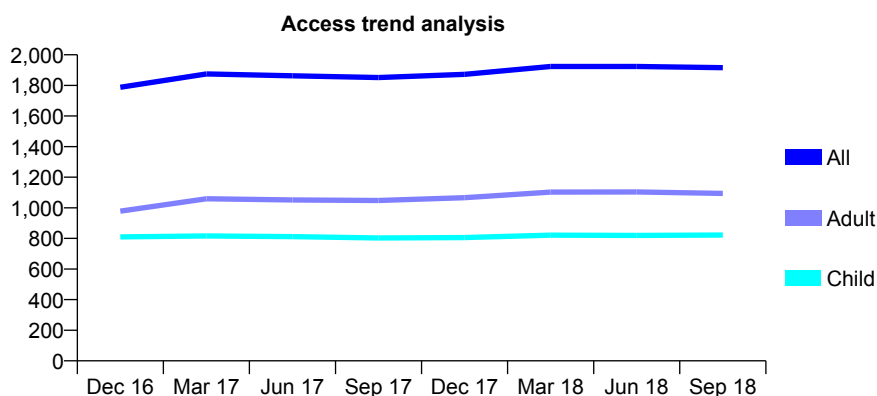
## Q69 - Vital Signs At a Glance Contract Report for 101281/0061 - September 2018

Name or company name	OASIS DENTAL CARE LTD
Contract type name	GDS Contract
Purpose of contract	General
Contract start date	01/04/2006
Contract end date	

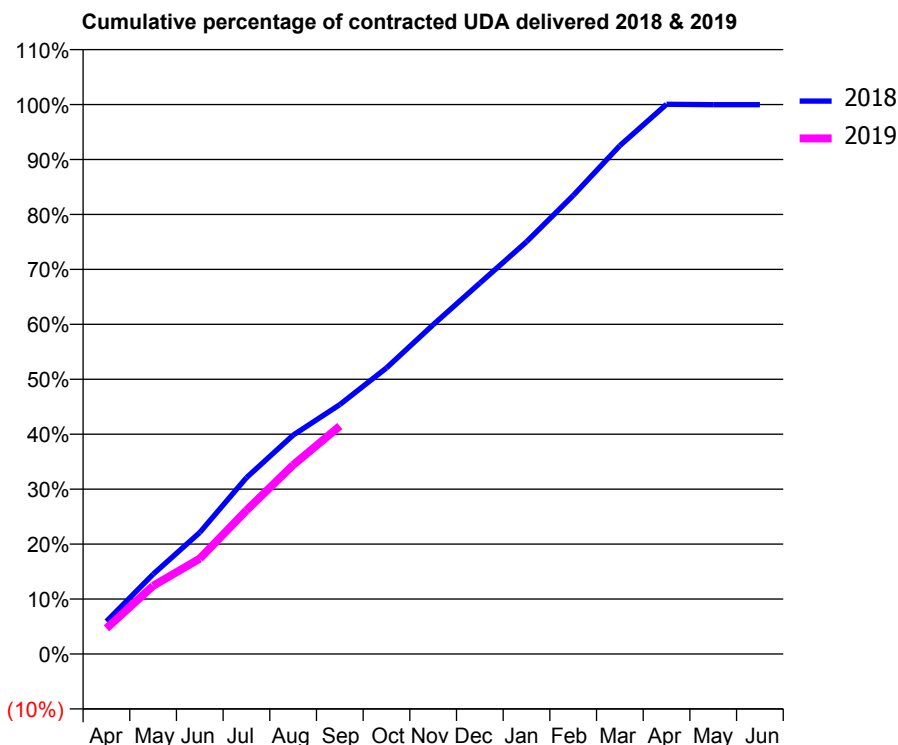
18/19 Contracted general activity (UDA)	4,153
Carry forward general activity (UDA)	0
18/19 Contracted orthodontic activity (UOA)	0
Carry forward orthodontic activity (UOA)	0
Baseline contract value	£89,617.60

### ACCESS\*

Patients seen in 24 months	Total	Change since previous quarter
Quarter ending September 2017	1,851	
Quarter ending December 2017	1,872	→
Quarter ending March 2018	1,924	↑
Quarter ending June 2018	1,924	→
Quarter ending September 2018	1,916	→
<b>Variance since September 2017</b>	<b>3.5%</b>	<b>↑</b>



### ACTIVITY



Month	Adjusted Scheduled Activity (UDA)	
	2018	2019
April	246	194
May	603	515
June	919	721
July	1,333	1,086
August	1,655	1,429
September	1,885	1,723
October	2,163	
November	2,489	
December	2,803	
January	3,115	
February	3,466	
March	3,842	
April	4,155	
May	4,152	
June	4,152	

### QUALITY

	Quantity	Base Number	Contract	AT	Region	England
% of FP17s for the same patient ID Re-attending within 3 months - Children	42	617	6.8%	11.2%	11.1%	11.6%
% of FP17s for the same patient ID Re-attending within 3 months - Adults	73	630	11.6%	14.8%	15.3%	15.5%
% of FP17s for the same patient ID Re-attending between 3 & 9 months - Children	316	617	51.2%	58.6%	61.1%	58.8%
% of FP17s for the same patient ID Re-attending between 3 & 9 months - Adults	274	630	43.5%	49.3%	52.3%	51.1%
% of FP17s for Band 1 Urgent Courses	79	1,105	7.1%	9.7%	9.5%	9.0%
% of FP17s Relating to Free Repair or Replacements	0	1,105	0.0%	0.7%	0.7%	0.8%
% of FP17s Relating to Continuations	1	1,105	0.1%	0.6%	0.8%	0.9%
% of Patients satisfied with the dentistry they have received	0	0	N/A	95.6%	93.6%	93.3%
% of Patients satisfied with the time they had to wait for an appointment	0	0	N/A	88.8%	88.8%	88.9%

\* This is based on patients treated on this contract for their most recent course of treatment. Figures in italics indicate the base number of FP17s or Patient Questionnaire responses are less than 100. N/A is shown where the base number of responses is less than 10 during the period. % is calculated as Quantity/Base number\*100



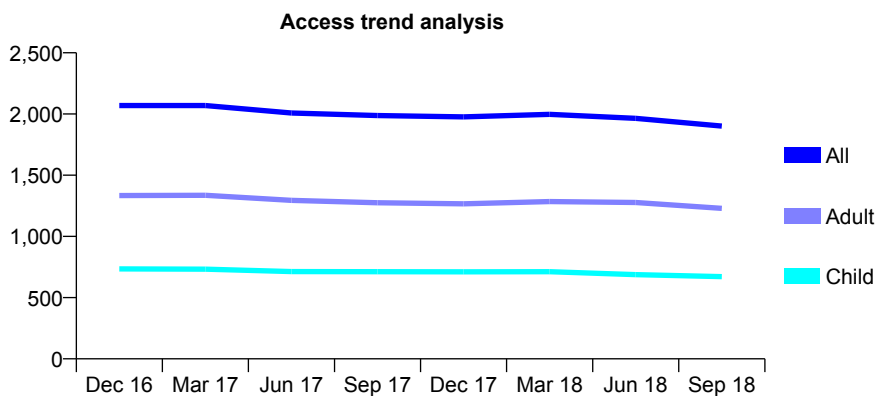
## Q69 - Vital Signs At a Glance Contract Report for 101281/0073 - September 2018

Name or company name	OASIS DENTAL CARE LTD
Contract type name	GDS Contract
Purpose of contract	General
Contract start date	01/04/2006
Contract end date	

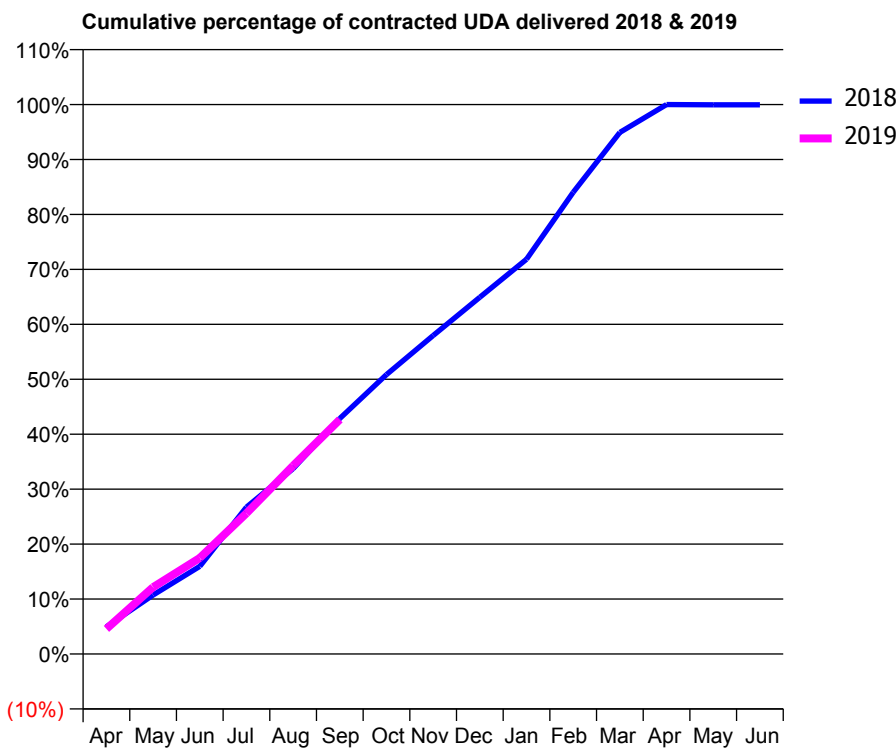
18/19 Contracted general activity (UDA)	4,800
Carry forward general activity (UDA)	0
18/19 Contracted orthodontic activity (UOA)	0
Carry forward orthodontic activity (UOA)	0
Baseline contract value	£109,601.33

### ACCESS\*

Patients seen in 24 months	Total	Change since previous quarter
Quarter ending September 2017	1,987	
Quarter ending December 2017	1,977	→
Quarter ending March 2018	1,997	→
Quarter ending June 2018	1,965	↓
Quarter ending September 2018	1,901	↓
<b>Variance since September 2017</b>	<b>(4.3%)</b>	<b>↓</b>



### ACTIVITY



Month	Adjusted Scheduled Activity (UDA)	
	2018	2019
April	238	219
May	516	584
June	766	839
July	1,283	1,229
August	1,620	1,645
September	2,057	2,048
October	2,441	
November	2,783	
December	3,116	
January	3,448	
February	4,033	
March	4,557	
April	4,800	
May	4,798	
June	4,798	

### QUALITY

	Quantity	Base Number	Contract	AT	Region	England
% of FP17s for the same patient ID Re-attending within 3 months - Children	30	504	6.0%	11.2%	11.1%	11.6%
% of FP17s for the same patient ID Re-attending within 3 months - Adults	54	735	7.3%	14.8%	15.3%	15.5%
% of FP17s for the same patient ID Re-attending between 3 & 9 months - Children	329	504	65.3%	58.6%	61.1%	58.8%
% of FP17s for the same patient ID Re-attending between 3 & 9 months - Adults	434	735	59.0%	49.3%	52.3%	51.1%
% of FP17s for Band 1 Urgent Courses	62	1,142	5.4%	9.7%	9.5%	9.0%
% of FP17s Relating to Free Repair or Replacements	12	1,142	1.1%	0.7%	0.7%	0.8%
% of FP17s Relating to Continuations	2	1,142	0.2%	0.6%	0.8%	0.9%
% of Patients satisfied with the dentistry they have received	2	2	N/A	95.6%	93.6%	93.3%
% of Patients satisfied with the time they had to wait for an appointment	2	2	N/A	88.8%	88.8%	88.9%

\* This is based on patients treated on this contract for their most recent course of treatment. Figures in italics indicate the base number of FP17s or Patient Questionnaire responses are less than 100. N/A is shown where the base number of responses is less than 10 during the period. % is calculated as Quantity/Base number\*100

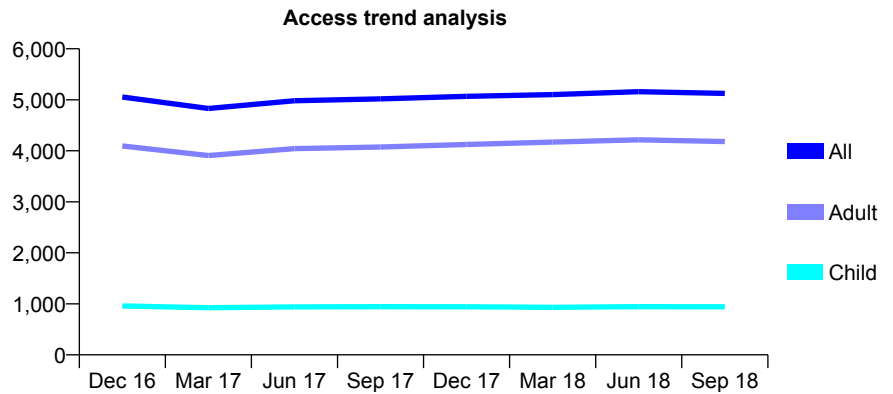
## Q69 - Vital Signs At a Glance Contract Report for 101281/0074 - September 2018

Name or company name	OASIS DENTAL CARE LTD
Contract type name	GDS Contract
Purpose of contract	General
Contract start date	01/04/2006
Contract end date	

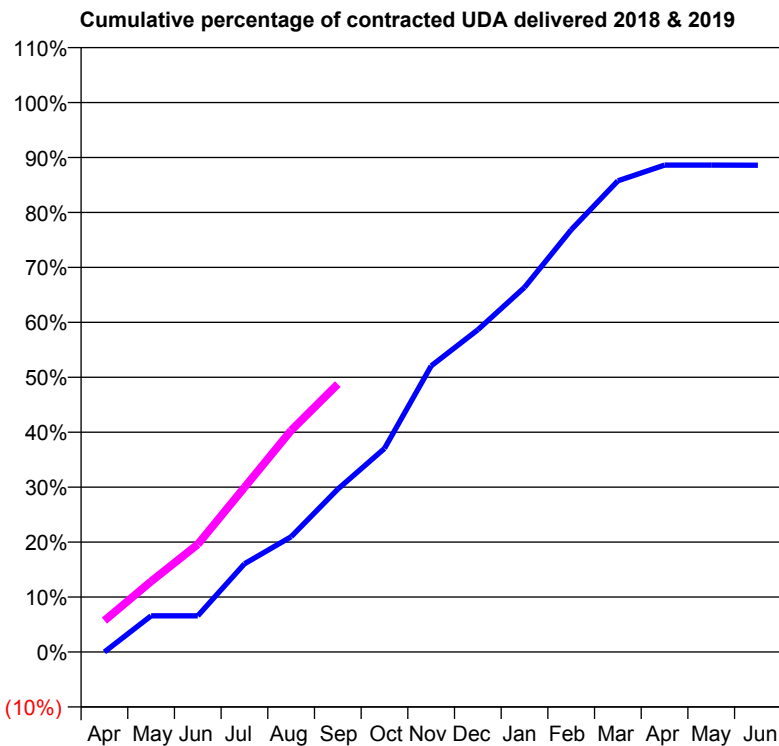
18/19 Contracted general activity (UDA)	12,288
Carry forward general activity (UDA)	0
18/19 Contracted orthodontic activity (UOA)	0
Carry forward orthodontic activity (UOA)	0
Baseline contract value	£273,694.44

### ACCESS\*

Patients seen in 24 months	Total	Change since previous quarter
Quarter ending September 2017	5,019	
Quarter ending December 2017	5,067	→
Quarter ending March 2018	5,102	→
Quarter ending June 2018	5,160	→
Quarter ending September 2018	5,125	→
<b>Variance since September 2017</b>	<b>2.1%</b>	<b>↑</b>



### ACTIVITY



Month	Adjusted Scheduled Activity (UDA)	
	2018	2019
April	0	703
May	810	1,580
June	810	2,409
July	1,973	3,683
August	2,579	4,955
September	3,641	5,992
October	4,551	
November	6,398	
December	7,205	
January	8,153	
February	9,441	
March	10,536	
April	10,888	
May	10,887	
June	10,886	

### QUALITY

	Quantity	Base Number	Contract	AT	Region	England
% of FP17s for the same patient ID Re-attending within 3 months - Children	34	698	4.9%	11.2%	11.1%	11.6%
% of FP17s for the same patient ID Re-attending within 3 months - Adults	213	2,285	9.3%	14.8%	15.3%	15.5%
% of FP17s for the same patient ID Re-attending between 3 & 9 months - Children	335	698	48.0%	58.6%	61.1%	58.8%
% of FP17s for the same patient ID Re-attending between 3 & 9 months - Adults	844	2,285	36.9%	49.3%	52.3%	51.1%
% of FP17s for Band 1 Urgent Courses	239	2,801	8.5%	9.7%	9.5%	9.0%
% of FP17s Relating to Free Repair or Replacements	18	2,801	0.6%	0.7%	0.7%	0.8%
% of FP17s Relating to Continuations	7	2,801	0.2%	0.6%	0.8%	0.9%
% of Patients satisfied with the dentistry they have received	1	1	N/A	95.6%	93.6%	93.3%
% of Patients satisfied with the time they had to wait for an appointment	1	1	N/A	88.8%	88.8%	88.9%

\* This is based on patients treated on this contract for their most recent course of treatment. Figures in italics indicate the base number of FP17s or Patient Questionnaire responses are less than 100. N/A is shown where the base number of responses is less than 10 during the period. % is calculated as Quantity/Base number\*100

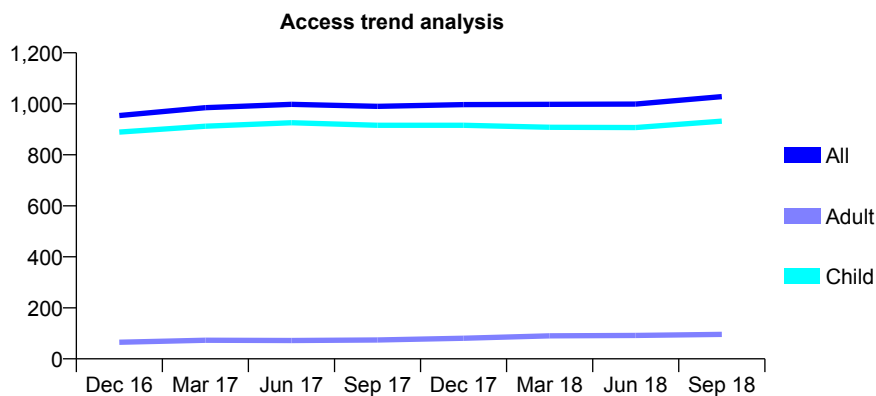
## Q69 - Vital Signs At a Glance Contract Report for 101281/0099 - September 2018

Name or company name	OASIS DENTAL CARE LTD
Contract type name	GDS Contract
Purpose of contract	General
Contract start date	01/04/2006
Contract end date	

18/19 Contracted general activity (UDA)	1,883
Carry forward general activity (UDA)	17
18/19 Contracted orthodontic activity (UOA)	0
Carry forward orthodontic activity (UOA)	0
Baseline contract value	£41,355.70

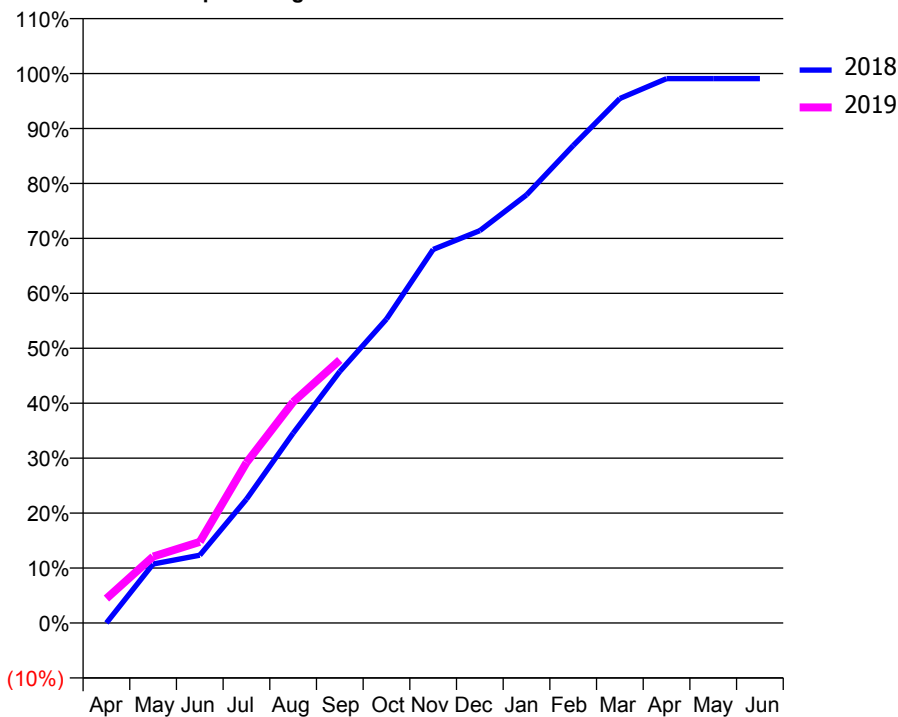
### ACCESS\*

Patients seen in 24 months	Total	Change since previous quarter
Quarter ending September 2017	990	
Quarter ending December 2017	997	→
Quarter ending March 2018	998	→
Quarter ending June 2018	999	→
Quarter ending September 2018	1,028	↑
<b>Variance since September 2017</b>	<b>3.8%</b>	<b>↑</b>



### ACTIVITY

Cumulative percentage of contracted UDA delivered 2018 & 2019



Month	Adjusted Scheduled Activity (UDA)	
	2018	2019
April	0	84
May	202	228
June	232	278
July	424	550
August	651	758
September	862	901
October	1,042	
November	1,280	
December	1,344	
January	1,467	
February	1,636	
March	1,797	
April	1,866	
May	1,866	
June	1,866	

### QUALITY

	Quantity	Base Number	Contract	AT	Region	England
% of FP17s for the same patient ID Re-attending within 3 months - Children	50	691	7.2%	11.2%	11.1%	11.6%
% of FP17s for the same patient ID Re-attending within 3 months - Adults	0	0	N/A	14.8%	15.3%	15.5%
% of FP17s for the same patient ID Re-attending between 3 & 9 months - Children	377	691	54.6%	58.6%	61.1%	58.8%
% of FP17s for the same patient ID Re-attending between 3 & 9 months - Adults	0	0	N/A	49.3%	52.3%	51.1%
% of FP17s for Band 1 Urgent Courses	12	633	1.9%	9.7%	9.5%	9.0%
% of FP17s Relating to Free Repair or Replacements	0	633	0.0%	0.7%	0.7%	0.8%
% of FP17s Relating to Continuations	21	633	3.3%	0.6%	0.8%	0.9%
% of Patients satisfied with the dentistry they have received	0	0	N/A	95.6%	93.6%	93.3%
% of Patients satisfied with the time they had to wait for an appointment	0	0	N/A	88.8%	88.8%	88.9%

\* This is based on patients treated on this contract for their most recent course of treatment. Figures in italics indicate the base number of FP17s or Patient Questionnaire responses are less than 100. N/A is shown where the base number of responses is less than 10 during the period. % is calculated as Quantity/Base number\*100

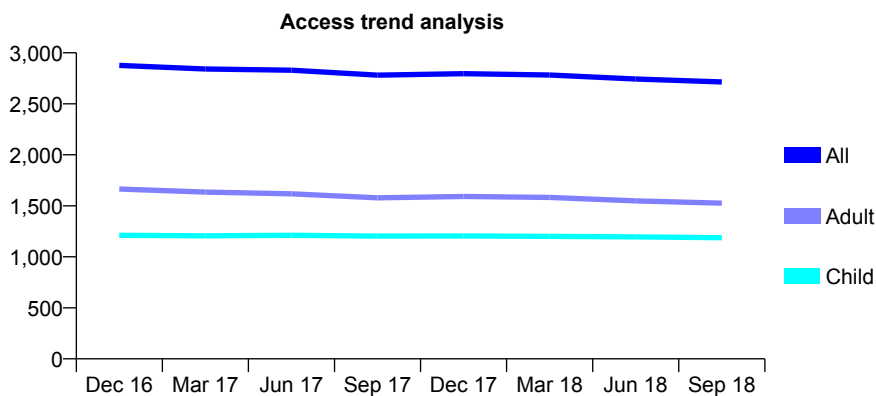
## Q69 - Vital Signs At a Glance Contract Report for 101281/0100 - September 2018

Name or company name	OASIS DENTAL CARE LTD
Contract type name	GDS Contract
Purpose of contract	General
Contract start date	01/04/2006
Contract end date	

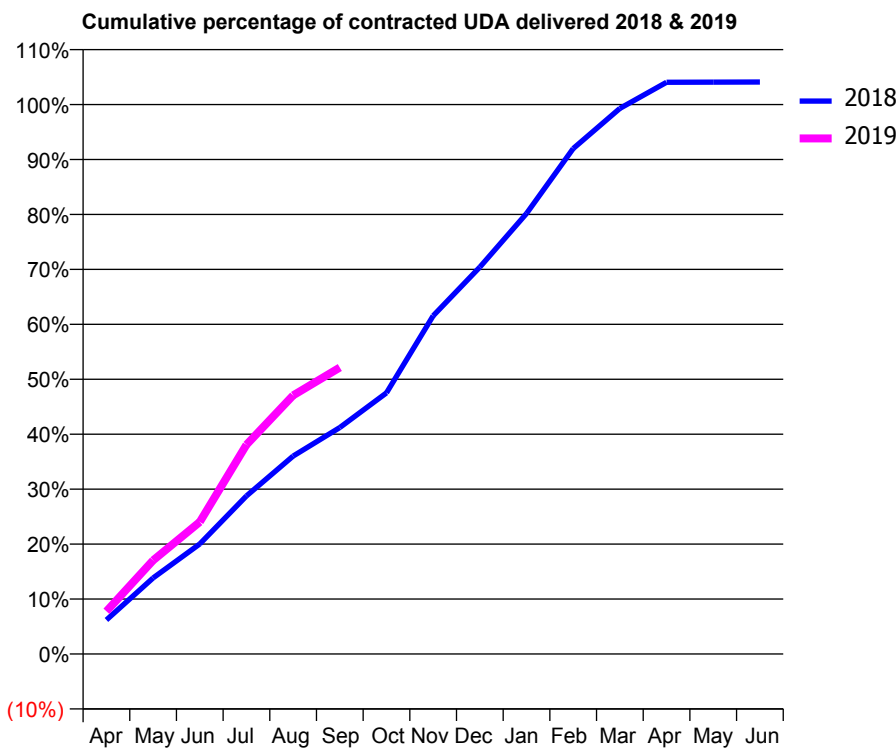
18/19 Contracted general activity (UDA)	7,179
Carry forward general activity (UDA)	-143
18/19 Contracted orthodontic activity (UOA)	0
Carry forward orthodontic activity (UOA)	0
Baseline contract value	£164,726.94

### ACCESS\*

Patients seen in 24 months	Total	Change since previous quarter
Quarter ending September 2017	2,781	
Quarter ending December 2017	2,796	→
Quarter ending March 2018	2,783	→
Quarter ending June 2018	2,743	↓
Quarter ending September 2018	2,714	↓
<b>Variance since September 2017</b>	<b>(2.4%)</b>	<b>↓</b>



### ACTIVITY



Month	Adjusted Scheduled Activity (UDA)	
	2018	2019
April	445	558
May	994	1,223
June	1,437	1,725
July	2,065	2,734
August	2,586	3,379
September	2,960	3,742
October	3,412	
November	4,418	
December	5,054	
January	5,754	
February	6,603	
March	7,128	
April	7,469	
May	7,472	
June	7,474	

### QUALITY

	Quantity	Base Number	Contract	AT	Region	England
% of FP17s for the same patient ID Re-attending within 3 months - Children	84	1,014	8.3%	11.2%	11.1%	11.6%
% of FP17s for the same patient ID Re-attending within 3 months - Adults	199	1,017	19.6%	14.8%	15.3%	15.5%
% of FP17s for the same patient ID Re-attending between 3 & 9 months - Children	657	1,014	64.8%	58.6%	61.1%	58.8%
% of FP17s for the same patient ID Re-attending between 3 & 9 months - Adults	589	1,017	57.9%	49.3%	52.3%	51.1%
% of FP17s for Band 1 Urgent Courses	142	1,865	7.6%	9.7%	9.5%	9.0%
% of FP17s Relating to Free Repair or Replacements	19	1,865	1.0%	0.7%	0.7%	0.8%
% of FP17s Relating to Continuations	58	1,865	3.1%	0.6%	0.8%	0.9%
% of Patients satisfied with the dentistry they have received	5	5	N/A	95.6%	93.6%	93.3%
% of Patients satisfied with the time they had to wait for an appointment	2	5	N/A	88.8%	88.8%	88.9%

\* This is based on patients treated on this contract for their most recent course of treatment. Figures in italics indicate the base number of FP17s or Patient Questionnaire responses are less than 100. N/A is shown where the base number of responses is less than 10 during the period. % is calculated as Quantity/Base number\*100

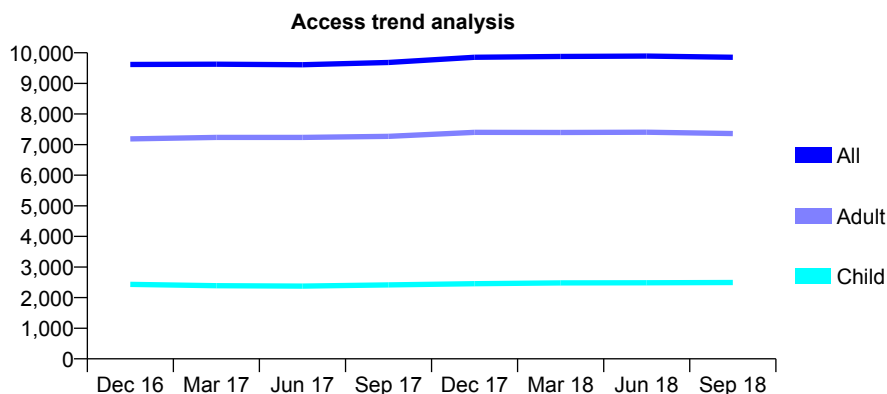
## Q69 - Vital Signs At a Glance Contract Report for 101362/0004 - September 2018

Name or company name	Rodericks Dental Limited
Contract type name	GDS Contract
Purpose of contract	General
Contract start date	01/04/2007
Contract end date	

18/19 Contracted general activity (UDA)	28,406
Carry forward general activity (UDA)	0
18/19 Contracted orthodontic activity (UOA)	0
Carry forward orthodontic activity (UOA)	0
Baseline contract value	£683,070.49

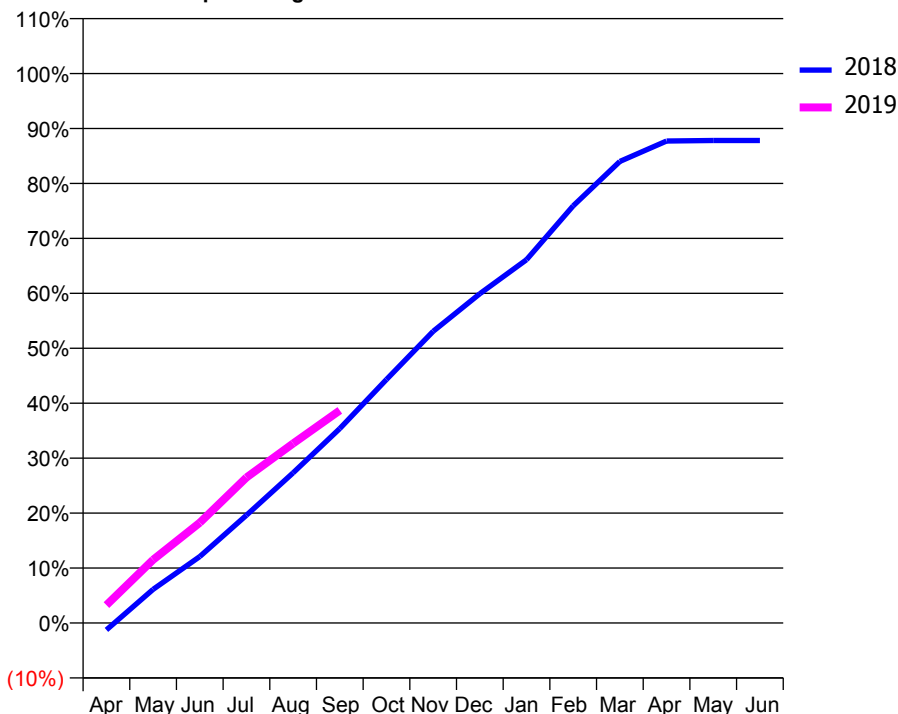
### ACCESS\*

Patients seen in 24 months	Total	Change since previous quarter
Quarter ending September 2017	9,686	
Quarter ending December 2017	9,856	→
Quarter ending March 2018	9,878	→
Quarter ending June 2018	9,894	→
Quarter ending September 2018	9,853	→
<b>Variance since September 2017</b>	<b>1.7%</b>	<b>→</b>



### ACTIVITY

Cumulative percentage of contracted UDA delivered 2018 & 2019



Month	Adjusted Scheduled Activity (UDA)	
	2018	2019
April	-361	929
May	1,739	3,269
June	3,435	5,190
July	5,574	7,527
August	7,765	9,281
September	10,055	10,989
October	12,593	
November	15,080	
December	17,022	
January	18,779	
February	21,567	
March	23,864	
April	24,915	
May	24,946	
June	24,945	

### QUALITY

	Quantity	Base Number	Contract	AT	Region	England
% of FP17s for the same patient ID Re-attending within 3 months - Children	136	1,672	8.1%	11.2%	11.1%	11.6%
% of FP17s for the same patient ID Re-attending within 3 months - Adults	702	4,210	16.7%	14.8%	15.3%	15.5%
% of FP17s for the same patient ID Re-attending between 3 & 9 months - Children	994	1,672	59.4%	58.6%	61.1%	58.8%
% of FP17s for the same patient ID Re-attending between 3 & 9 months - Adults	1,765	4,210	41.9%	49.3%	52.3%	51.1%
% of FP17s for Band 1 Urgent Courses	783	5,442	14.4%	9.7%	9.5%	9.0%
% of FP17s Relating to Free Repair or Replacements	74	5,442	1.4%	0.7%	0.7%	0.8%
% of FP17s Relating to Continuations	47	5,442	0.9%	0.6%	0.8%	0.9%
% of Patients satisfied with the dentistry they have received	7	7	N/A	95.6%	93.6%	93.3%
% of Patients satisfied with the time they had to wait for an appointment	7	7	N/A	88.8%	88.8%	88.9%

\* This is based on patients treated on this contract for their most recent course of treatment. Figures in italics indicate the base number of FP17s or Patient Questionnaire responses are less than 100. N/A is shown where the base number of responses is less than 10 during the period. % is calculated as Quantity/Base number\*100

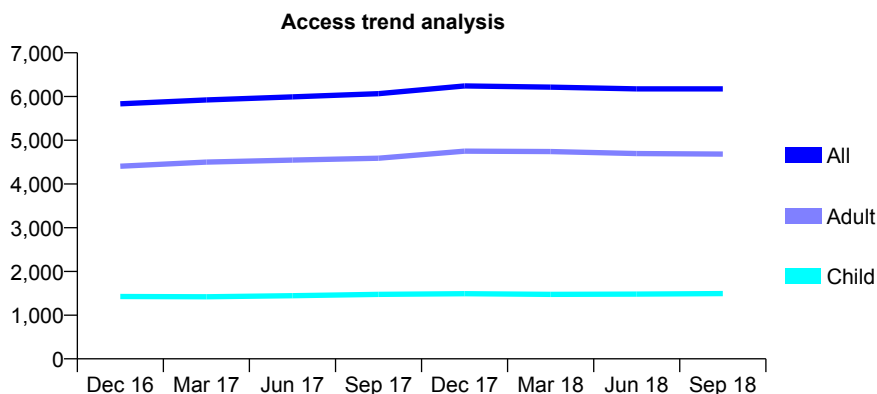
## Q69 - Vital Signs At a Glance Contract Report for 101362/0016 - September 2018

Name or company name	Rodericks Dental Limited
Contract type name	GDS Contract
Purpose of contract	General
Contract start date	01/05/2009
Contract end date	

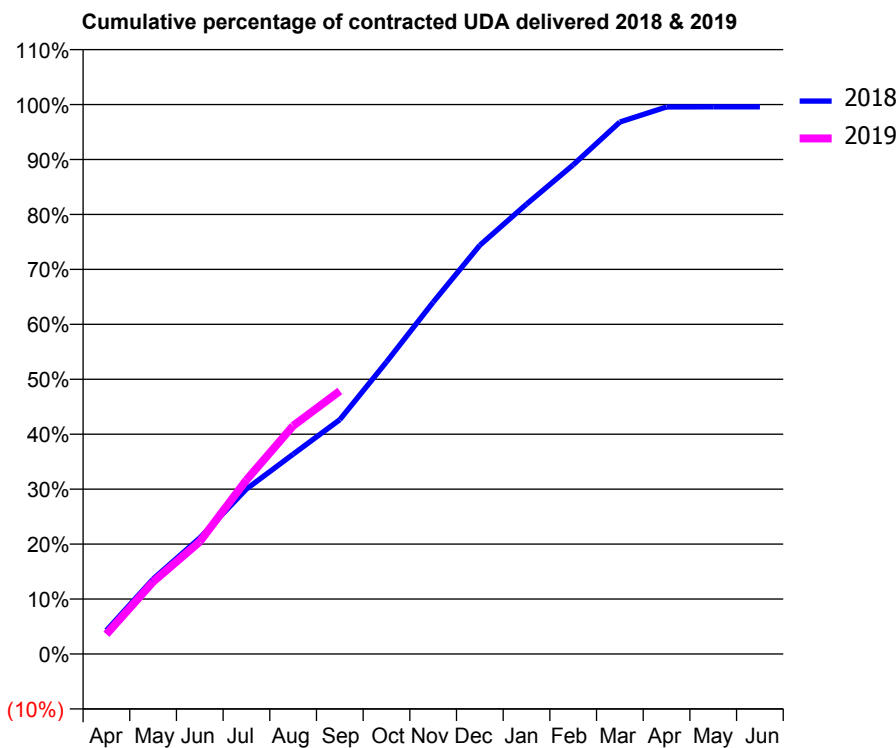
18/19 Contracted general activity (UDA)	14,000
Carry forward general activity (UDA)	57
18/19 Contracted orthodontic activity (UOA)	0
Carry forward orthodontic activity (UOA)	0
Baseline contract value	£330,296.26

### ACCESS\*

Patients seen in 24 months	Total	Change since previous quarter
Quarter ending September 2017	6,065	
Quarter ending December 2017	6,242	↑
Quarter ending March 2018	6,214	→
Quarter ending June 2018	6,176	→
Quarter ending September 2018	6,175	→
<b>Variance since September 2017</b>	<b>1.8%</b>	<b>→</b>



### ACTIVITY



Month	Adjusted Scheduled Activity (UDA)	
	2018	2019
April	601	505
May	1,910	1,841
June	2,957	2,862
July	4,204	4,435
August	5,091	5,816
September	5,972	6,702
October	7,441	
November	8,965	
December	10,413	
January	11,462	
February	12,462	
March	13,552	
April	13,936	
May	13,941	
June	13,942	

### QUALITY

	Quantity	Base Number	Contract	AT	Region	England
% of FP17s for the same patient ID Re-attending within 3 months - Children	63	1,023	6.2%	11.2%	11.1%	11.6%
% of FP17s for the same patient ID Re-attending within 3 months - Adults	320	2,848	11.2%	14.8%	15.3%	15.5%
% of FP17s for the same patient ID Re-attending between 3 & 9 months - Children	613	1,023	59.9%	58.6%	61.1%	58.8%
% of FP17s for the same patient ID Re-attending between 3 & 9 months - Adults	1,367	2,848	48.0%	49.3%	52.3%	51.1%
% of FP17s for Band 1 Urgent Courses	464	3,673	12.6%	9.7%	9.5%	9.0%
% of FP17s Relating to Free Repair or Replacements	46	3,673	1.3%	0.7%	0.7%	0.8%
% of FP17s Relating to Continuations	2	3,673	0.1%	0.6%	0.8%	0.9%
% of Patients satisfied with the dentistry they have received	1	1	N/A	95.6%	93.6%	93.3%
% of Patients satisfied with the time they had to wait for an appointment	1	1	N/A	88.8%	88.8%	88.9%

\* This is based on patients treated on this contract for their most recent course of treatment. Figures in italics indicate the base number of FP17s or Patient Questionnaire responses are less than 100. N/A is shown where the base number of responses is less than 10 during the period. % is calculated as Quantity/Base number\*100

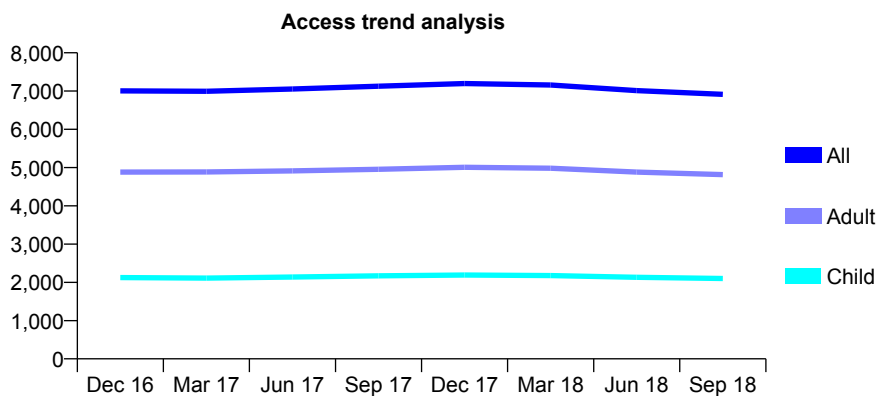
## Q69 - Vital Signs At a Glance Contract Report for 101362/0017 - September 2018

Name or company name	Rodericks Dental Limited
Contract type name	GDS Contract
Purpose of contract	General
Contract start date	01/07/2009
Contract end date	

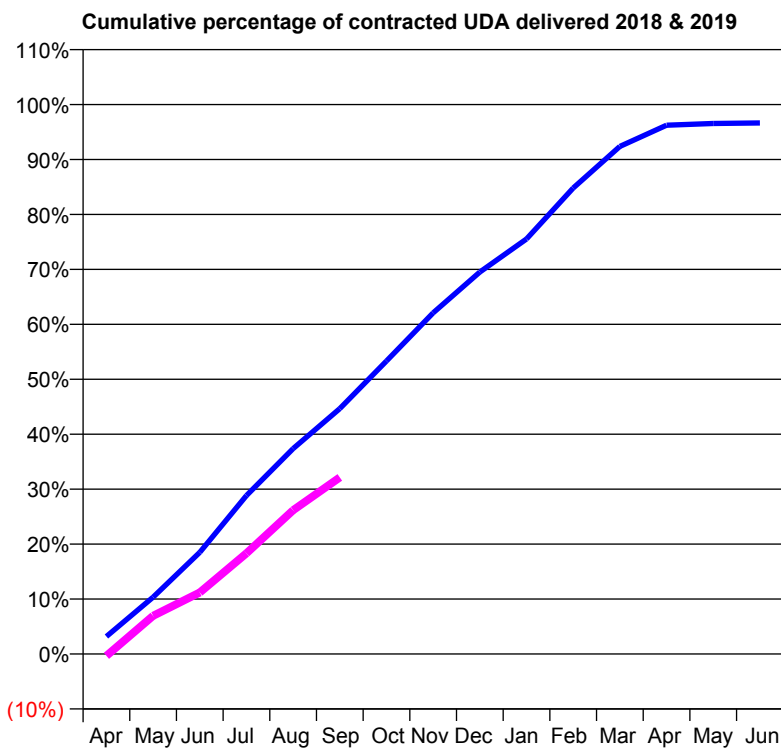
18/19 Contracted general activity (UDA)	22,048
Carry forward general activity (UDA)	740
18/19 Contracted orthodontic activity (UOA)	0
Carry forward orthodontic activity (UOA)	0
Baseline contract value	£551,158.69

### ACCESS\*

Patients seen in 24 months	Total	Change since previous quarter
Quarter ending September 2017	7,127	
Quarter ending December 2017	7,198	→
Quarter ending March 2018	7,158	→
Quarter ending June 2018	7,013	↓
Quarter ending September 2018	6,914	↓
<b>Variance since September 2017</b>	<b>(3.0%)</b>	<b>↓</b>



### ACTIVITY



Adjusted Scheduled Activity (UDA)		
Month	2018	2019
April	703	-78
May	2,280	1,532
June	4,078	2,471
July	6,357	4,041
August	8,245	5,772
September	9,850	7,088
October	11,758	
November	13,687	
December	15,325	
January	16,653	
February	18,698	
March	20,365	
April	21,217	
May	21,286	
June	21,308	

### QUALITY

	Quantity	Base Number	Contract	AT	Region	England
% of FP17s for the same patient ID Re-attending within 3 months - Children	140	1,248	11.2%	11.2%	11.1%	11.6%
% of FP17s for the same patient ID Re-attending within 3 months - Adults	528	2,695	19.6%	14.8%	15.3%	15.5%
% of FP17s for the same patient ID Re-attending between 3 & 9 months - Children	674	1,248	54.0%	58.6%	61.1%	58.8%
% of FP17s for the same patient ID Re-attending between 3 & 9 months - Adults	1,061	2,695	39.4%	49.3%	52.3%	51.1%
% of FP17s for Band 1 Urgent Courses	707	3,600	19.6%	9.7%	9.5%	9.0%
% of FP17s Relating to Free Repair or Replacements	17	3,600	0.5%	0.7%	0.7%	0.8%
% of FP17s Relating to Continuations	11	3,600	0.3%	0.6%	0.8%	0.9%
% of Patients satisfied with the dentistry they have received	2	2	N/A	95.6%	93.6%	93.3%
% of Patients satisfied with the time they had to wait for an appointment	2	2	N/A	88.8%	88.8%	88.9%

\* This is based on patients treated on this contract for their most recent course of treatment. Figures in italics indicate the base number of FP17s or Patient Questionnaire responses are less than 100. N/A is shown where the base number of responses is less than 10 during the period. % is calculated as Quantity/Base number\*100



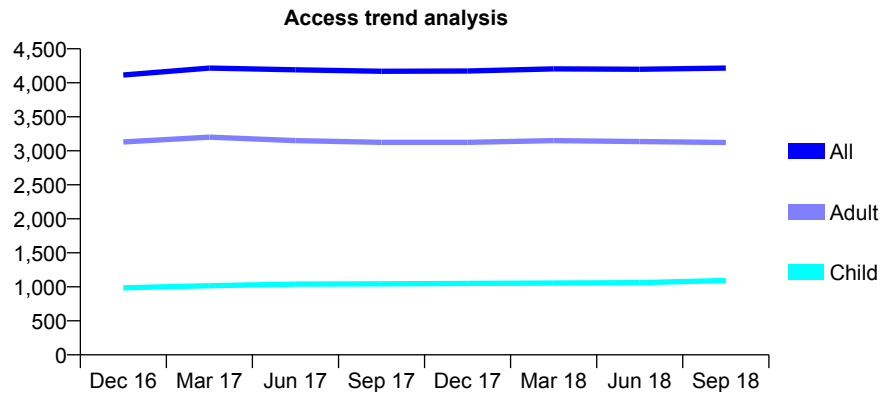
## Q69 - Vital Signs At a Glance Contract Report for 101362/0019 - September 2018

Name or company name	Rodericks Dental Limited
Contract type name	GDS Contract
Purpose of contract	General
Contract start date	01/07/2009
Contract end date	

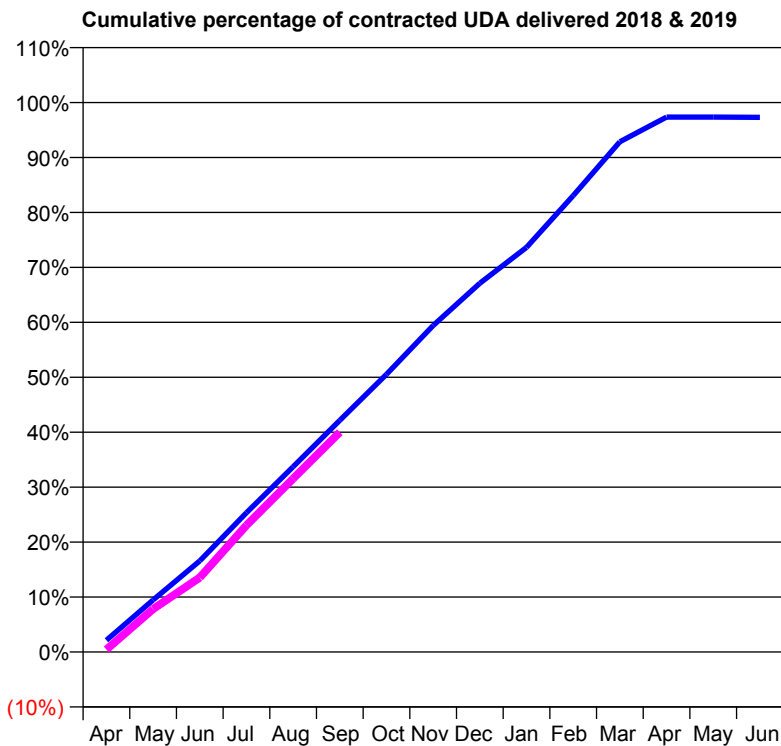
18/19 Contracted general activity (UDA)	10,000
Carry forward general activity (UDA)	268
18/19 Contracted orthodontic activity (UOA)	0
Carry forward orthodontic activity (UOA)	0
Baseline contract value	£235,925.90

### ACCESS\*

Patients seen in 24 months	Total	Change since previous quarter
Quarter ending September 2017	4,170	
Quarter ending December 2017	4,174	→
Quarter ending March 2018	4,205	→
Quarter ending June 2018	4,199	→
Quarter ending September 2018	4,216	→
<b>Variance since September 2017</b>	<b>1.1%</b>	<b>→</b>



### ACTIVITY



Month	Adjusted Scheduled Activity (UDA)	
	2018	2019
April	215	45
May	948	782
June	1,659	1,355
July	2,535	2,307
August	3,372	3,155
September	4,216	4,000
October	5,054	
November	5,941	
December	6,711	
January	7,364	
February	8,306	
March	9,287	
April	9,735	
May	9,735	
June	9,731	

### QUALITY

	Quantity	Base Number	Contract	AT	Region	England
% of FP17s for the same patient ID Re-attending within 3 months - Children	68	696	9.8%	11.2%	11.1%	11.6%
% of FP17s for the same patient ID Re-attending within 3 months - Adults	289	1,612	17.9%	14.8%	15.3%	15.5%
% of FP17s for the same patient ID Re-attending between 3 & 9 months - Children	321	696	46.1%	58.6%	61.1%	58.8%
% of FP17s for the same patient ID Re-attending between 3 & 9 months - Adults	572	1,612	35.5%	49.3%	52.3%	51.1%
% of FP17s for Band 1 Urgent Courses	272	1,826	14.9%	9.7%	9.5%	9.0%
% of FP17s Relating to Free Repair or Replacements	8	1,826	0.4%	0.7%	0.7%	0.8%
% of FP17s Relating to Continuations	12	1,826	0.7%	0.6%	0.8%	0.9%
% of Patients satisfied with the dentistry they have received	1	1	N/A	95.6%	93.6%	93.3%
% of Patients satisfied with the time they had to wait for an appointment	0	1	N/A	88.8%	88.8%	88.9%

\* This is based on patients treated on this contract for their most recent course of treatment. Figures in italics indicate the base number of FP17s or Patient Questionnaire responses are less than 100. N/A is shown where the base number of responses is less than 10 during the period. % is calculated as Quantity/Base number\*100

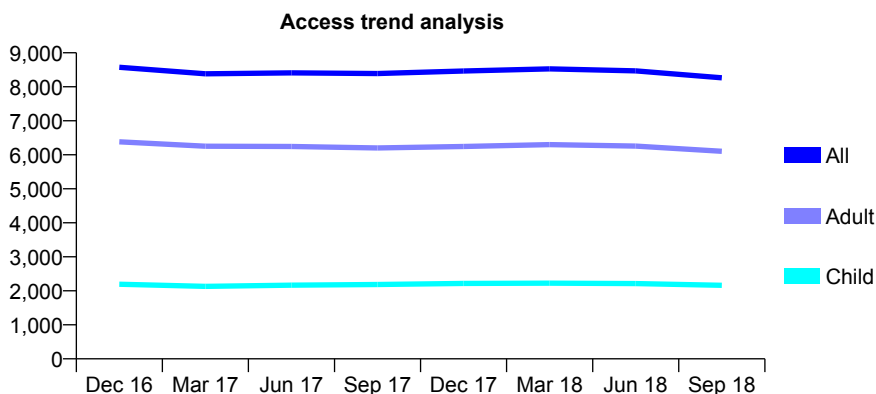
## Q69 - Vital Signs At a Glance Contract Report for 101370/0073 - September 2018

Name or company name	Petrie Tucker & Partners Ltd
Contract type name	GDS Contract
Purpose of contract	General
Contract start date	01/08/2006
Contract end date	

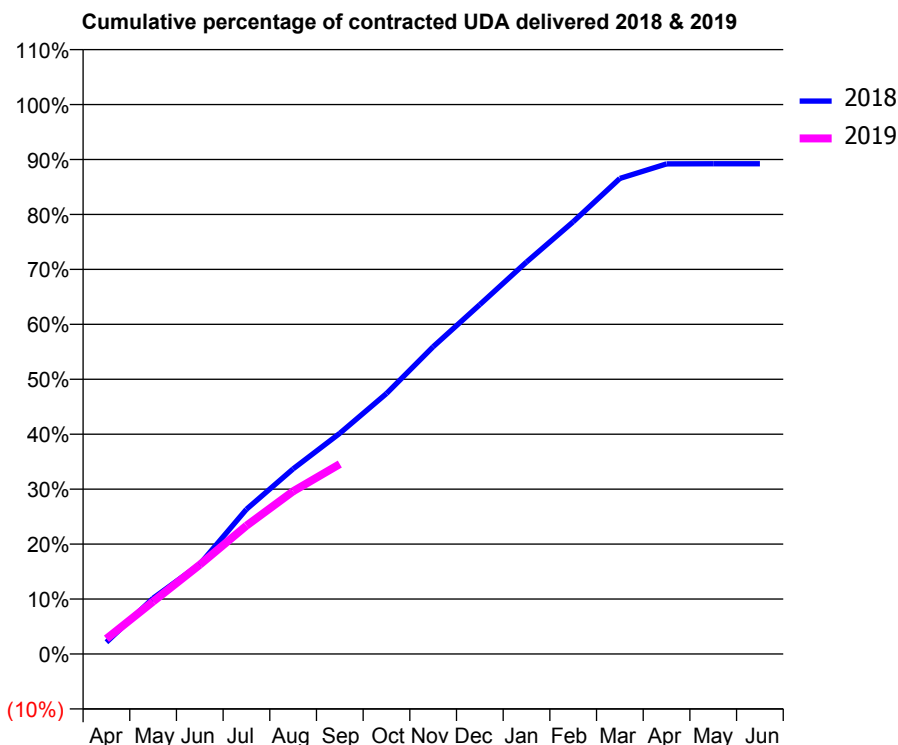
18/19 Contracted general activity (UDA)	22,500
Carry forward general activity (UDA)	0
18/19 Contracted orthodontic activity (UOA)	0
Carry forward orthodontic activity (UOA)	0
Baseline contract value	£597,462.02

### ACCESS\*

Patients seen in 24 months	Total	Change since previous quarter
Quarter ending September 2017	8,389	
Quarter ending December 2017	8,464	→
Quarter ending March 2018	8,527	→
Quarter ending June 2018	8,470	→
Quarter ending September 2018	8,265	↓
<b>Variance since September 2017</b>	<b>(1.5%)</b>	<b>↓</b>



### ACTIVITY



Month	Adjusted Scheduled Activity (UDA)	
	2018	2019
April	481	626
May	2,283	2,149
June	3,680	3,656
July	5,925	5,253
August	7,582	6,664
September	9,042	7,777
October	10,665	
November	12,583	
December	14,309	
January	16,050	
February	17,698	
March	19,473	
April	20,071	
May	20,072	
June	20,072	

### QUALITY

	Quantity	Base Number	Contract	AT	Region	England
% of FP17s for the same patient ID Re-attending within 3 months - Children	46	1,281	3.6%	11.2%	11.1%	11.6%
% of FP17s for the same patient ID Re-attending within 3 months - Adults	330	3,106	10.6%	14.8%	15.3%	15.5%
% of FP17s for the same patient ID Re-attending between 3 & 9 months - Children	759	1,281	59.3%	58.6%	61.1%	58.8%
% of FP17s for the same patient ID Re-attending between 3 & 9 months - Adults	1,300	3,106	41.9%	49.3%	52.3%	51.1%
% of FP17s for Band 1 Urgent Courses	336	4,080	8.2%	9.7%	9.5%	9.0%
% of FP17s Relating to Free Repair or Replacements	18	4,080	0.4%	0.7%	0.7%	0.8%
% of FP17s Relating to Continuations	52	4,080	1.3%	0.6%	0.8%	0.9%
% of Patients satisfied with the dentistry they have received	6	6	N/A	95.6%	93.6%	93.3%
% of Patients satisfied with the time they had to wait for an appointment	6	6	N/A	88.8%	88.8%	88.9%

\* This is based on patients treated on this contract for their most recent course of treatment. Figures in italics indicate the base number of FP17s or Patient Questionnaire responses are less than 100. N/A is shown where the base number of responses is less than 10 during the period. % is calculated as Quantity/Base number\*100

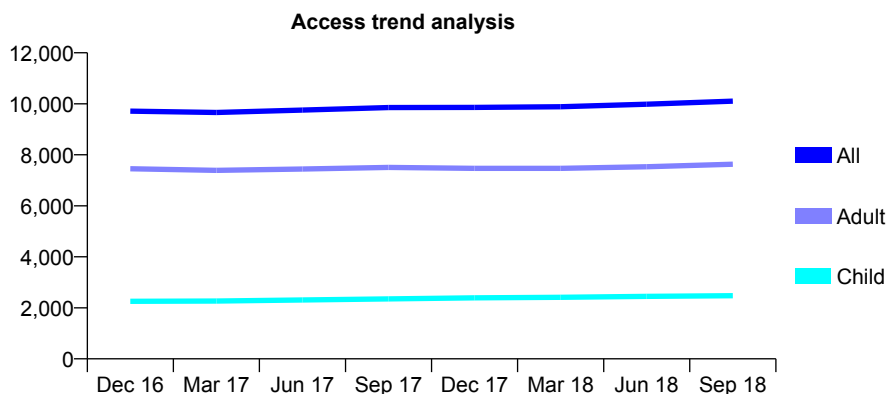
## Q69 - Vital Signs At a Glance Contract Report for 101435/0014 - September 2018

Name or company name	IDH Limited
Contract type name	GDS Contract
Purpose of contract	General
Contract start date	01/04/2006
Contract end date	

18/19 Contracted general activity (UDA)	32,539
Carry forward general activity (UDA)	0
18/19 Contracted orthodontic activity (UOA)	0
Carry forward orthodontic activity (UOA)	0
Baseline contract value	£726,976.25

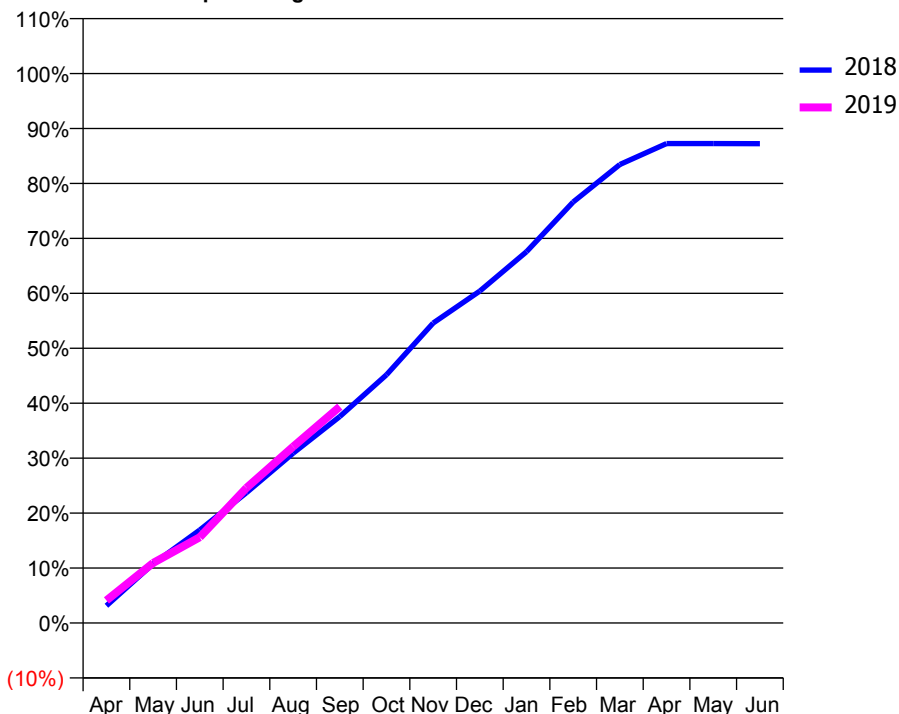
### ACCESS\*

Patients seen in 24 months	Total	Change since previous quarter
Quarter ending September 2017	9,855	
Quarter ending December 2017	9,859	→
Quarter ending March 2018	9,885	→
Quarter ending June 2018	9,982	→
Quarter ending September 2018	10,104	→
<b>Variance since September 2017</b>	<b>2.5%</b>	<b>↑</b>



### ACTIVITY

Cumulative percentage of contracted UDA delivered 2018 & 2019



Month	Adjusted Scheduled Activity (UDA)	
	2018	2019
April	1,021	1,336
May	3,500	3,560
June	5,504	5,081
July	7,716	8,005
August	10,059	10,446
September	12,231	12,811
October	14,698	
November	17,764	
December	19,659	
January	21,984	
February	24,931	
March	27,152	
April	28,395	
May	28,388	
June	28,384	

### QUALITY

	Quantity	Base Number	Contract	AT	Region	England
% of FP17s for the same patient ID Re-attending within 3 months - Children	111	1,700	6.5%	11.2%	11.1%	11.6%
% of FP17s for the same patient ID Re-attending within 3 months - Adults	416	4,206	9.9%	14.8%	15.3%	15.5%
% of FP17s for the same patient ID Re-attending between 3 & 9 months - Children	929	1,700	54.6%	58.6%	61.1%	58.8%
% of FP17s for the same patient ID Re-attending between 3 & 9 months - Adults	1,753	4,206	41.7%	49.3%	52.3%	51.1%
% of FP17s for Band 1 Urgent Courses	272	5,430	5.0%	9.7%	9.5%	9.0%
% of FP17s Relating to Free Repair or Replacements	18	5,430	0.3%	0.7%	0.7%	0.8%
% of FP17s Relating to Continuations	95	5,430	1.7%	0.6%	0.8%	0.9%
% of Patients satisfied with the dentistry they have received	13	14	92.9%	95.6%	93.6%	93.3%
% of Patients satisfied with the time they had to wait for an appointment	14	14	100.0%	88.8%	88.8%	88.9%

\* This is based on patients treated on this contract for their most recent course of treatment. Figures in italics indicate the base number of FP17s or Patient Questionnaire responses are less than 100. N/A is shown where the base number of responses is less than 10 during the period. % is calculated as Quantity/Base number\*100

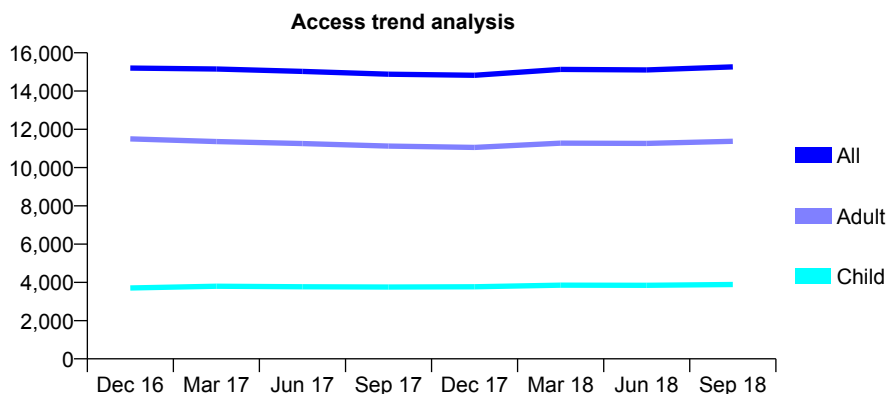
## Q69 - Vital Signs At a Glance Contract Report for 101435/0035 - September 2018

Name or company name	IDH Limited
Contract type name	GDS Contract
Purpose of contract	General
Contract start date	01/04/2006
Contract end date	

18/19 Contracted general activity (UDA)	35,138
Carry forward general activity (UDA)	0
18/19 Contracted orthodontic activity (UOA)	0
Carry forward orthodontic activity (UOA)	0
Baseline contract value	£771,606.07

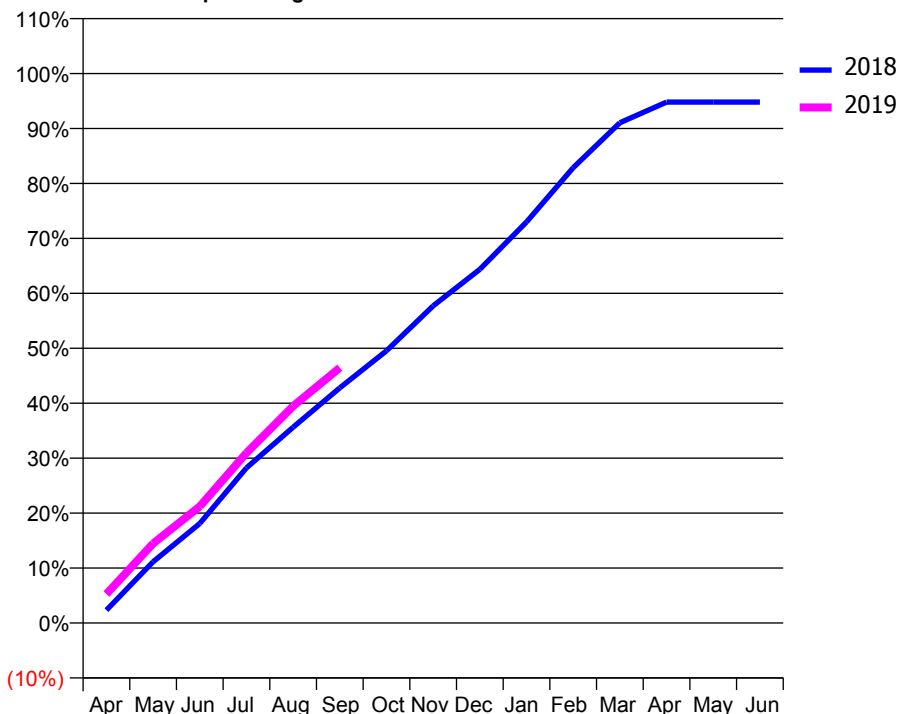
### ACCESS\*

Patients seen in 24 months	Total	Change since previous quarter
Quarter ending September 2017	14,882	
Quarter ending December 2017	14,823	→
Quarter ending March 2018	15,132	↑
Quarter ending June 2018	15,104	→
Quarter ending September 2018	15,264	→
<b>Variance since September 2017</b>	<b>2.6%</b>	<b>↑</b>



### ACTIVITY

Cumulative percentage of contracted UDA delivered 2018 & 2019



Month	Adjusted Scheduled Activity (UDA)	
	2018	2019
April	819	1,852
May	3,917	5,082
June	6,364	7,460
July	9,922	10,873
August	12,522	13,869
September	15,035	16,326
October	17,407	
November	20,278	
December	22,615	
January	25,647	
February	29,112	
March	31,990	
April	33,307	
May	33,311	
June	33,307	

### QUALITY

	Quantity	Base Number	Contract	AT	Region	England
% of FP17s for the same patient ID Re-attending within 3 months - Children	118	2,581	4.6%	11.2%	11.1%	11.6%
% of FP17s for the same patient ID Re-attending within 3 months - Adults	576	6,630	8.7%	14.8%	15.3%	15.5%
% of FP17s for the same patient ID Re-attending between 3 & 9 months - Children	1,276	2,581	49.4%	58.6%	61.1%	58.8%
% of FP17s for the same patient ID Re-attending between 3 & 9 months - Adults	2,859	6,630	43.1%	49.3%	52.3%	51.1%
% of FP17s for Band 1 Urgent Courses	596	8,567	7.0%	9.7%	9.5%	9.0%
% of FP17s Relating to Free Repair or Replacements	24	8,567	0.3%	0.7%	0.7%	0.8%
% of FP17s Relating to Continuations	63	8,567	0.7%	0.6%	0.8%	0.9%
% of Patients satisfied with the dentistry they have received	13	13	100.0%	95.6%	93.6%	93.3%
% of Patients satisfied with the time they had to wait for an appointment	12	13	92.3%	88.8%	88.8%	88.9%

\* This is based on patients treated on this contract for their most recent course of treatment. Figures in italics indicate the base number of FP17s or Patient Questionnaire responses are less than 100. N/A is shown where the base number of responses is less than 10 during the period. % is calculated as Quantity/Base number\*100

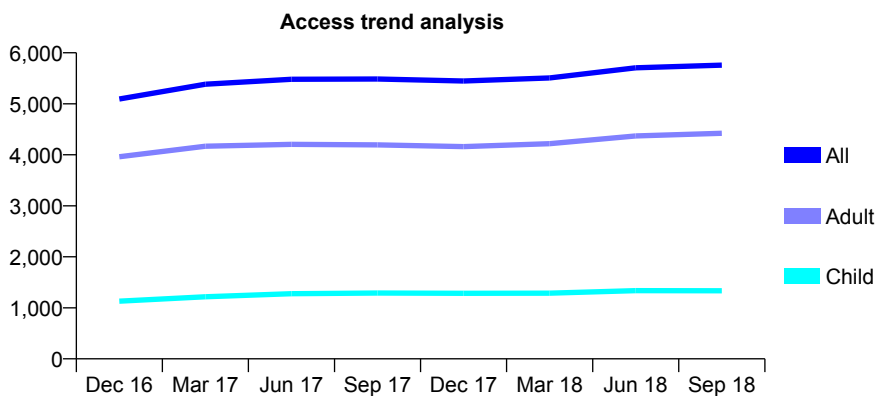
## Q69 - Vital Signs At a Glance Contract Report for 101435/0054 - September 2018

Name or company name	IDH Limited
Contract type name	GDS Contract
Purpose of contract	General
Contract start date	01/12/2006
Contract end date	

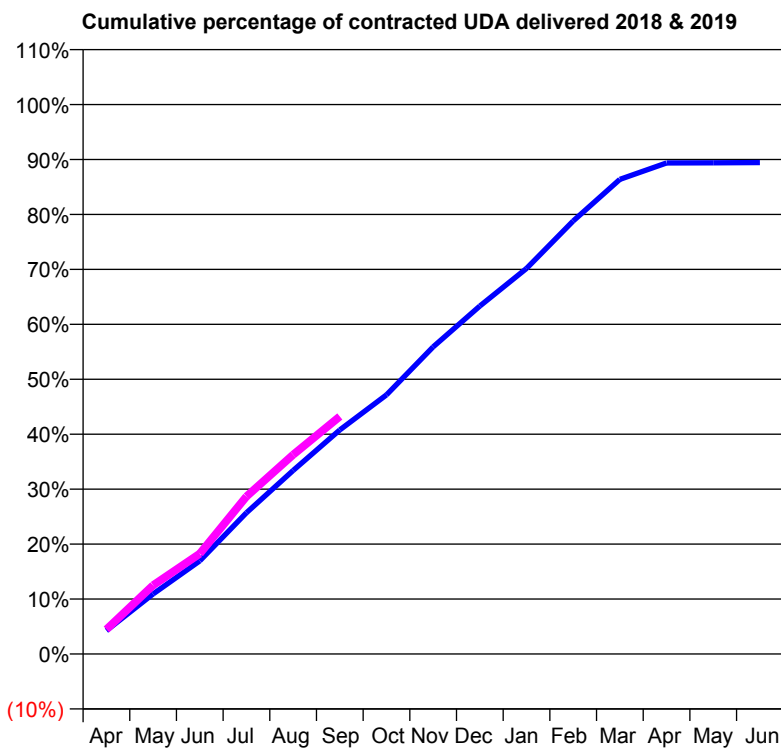
18/19 Contracted general activity (UDA)	13,010
Carry forward general activity (UDA)	0
18/19 Contracted orthodontic activity (UOA)	0
Carry forward orthodontic activity (UOA)	0
Baseline contract value	£326,078.22

### ACCESS\*

Patients seen in 24 months	Total	Change since previous quarter
Quarter ending September 2017	5,486	
Quarter ending December 2017	5,446	→
Quarter ending March 2018	5,507	→
Quarter ending June 2018	5,707	↑
Quarter ending September 2018	5,758	→
<b>Variance since September 2017</b>	<b>5.0%</b>	<b>↑</b>



### ACTIVITY



Month	2018	2019
April	554	582
May	1,423	1,629
June	2,207	2,375
July	3,345	3,730
August	4,346	4,720
September	5,306	5,625
October	6,134	
November	7,274	
December	8,239	
January	9,127	
February	10,253	
March	11,238	
April	11,625	
May	11,629	
June	11,637	

### QUALITY

	Quantity	Base Number	Contract	AT	Region	England
% of FP17s for the same patient ID Re-attending within 3 months - Children	42	881	4.8%	11.2%	11.1%	11.6%
% of FP17s for the same patient ID Re-attending within 3 months - Adults	232	2,545	9.1%	14.8%	15.3%	15.5%
% of FP17s for the same patient ID Re-attending between 3 & 9 months - Children	453	881	51.4%	58.6%	61.1%	58.8%
% of FP17s for the same patient ID Re-attending between 3 & 9 months - Adults	1,195	2,545	47.0%	49.3%	52.3%	51.1%
% of FP17s for Band 1 Urgent Courses	243	3,202	7.6%	9.7%	9.5%	9.0%
% of FP17s Relating to Free Repair or Replacements	7	3,202	0.2%	0.7%	0.7%	0.8%
% of FP17s Relating to Continuations	16	3,202	0.5%	0.6%	0.8%	0.9%
% of Patients satisfied with the dentistry they have received	4	4	N/A	95.6%	93.6%	93.3%
% of Patients satisfied with the time they had to wait for an appointment	4	4	N/A	88.8%	88.8%	88.9%

\* This is based on patients treated on this contract for their most recent course of treatment. Figures in italics indicate the base number of FP17s or Patient Questionnaire responses are less than 100. N/A is shown where the base number of responses is less than 10 during the period. % is calculated as Quantity/Base number\*100

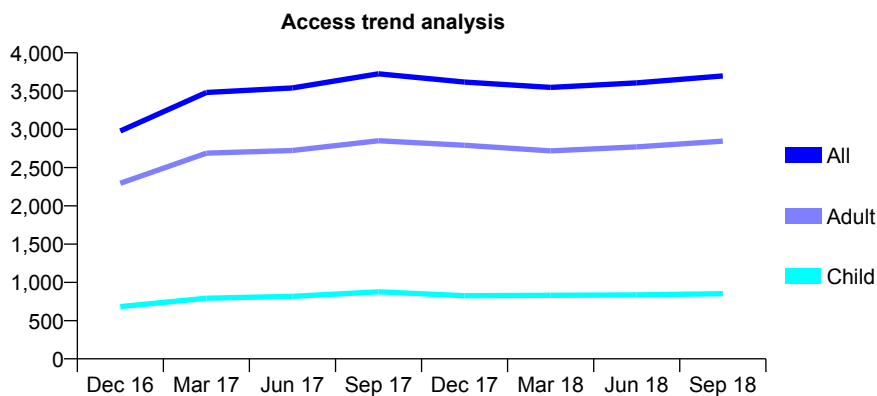
## Q69 - Vital Signs At a Glance Contract Report for 101435/0109 - September 2018

Name or company name	IDH Limited
Contract type name	GDS Contract
Purpose of contract	General
Contract start date	01/07/2008
Contract end date	

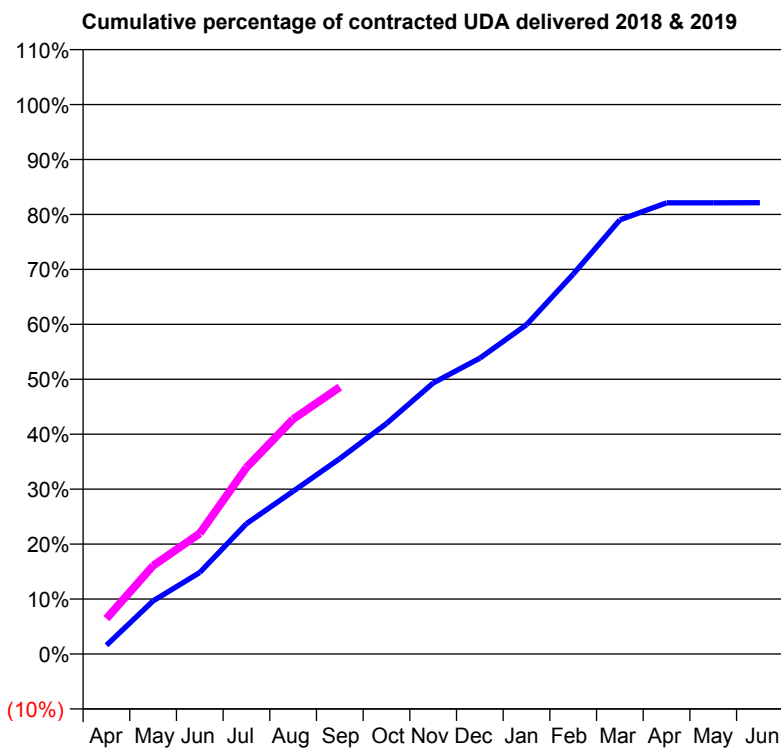
18/19 Contracted general activity (UDA)	10,590
Carry forward general activity (UDA)	0
18/19 Contracted orthodontic activity (UOA)	0
Carry forward orthodontic activity (UOA)	0
Baseline contract value	£250,006.07

### ACCESS\*

Patients seen in 24 months	Total	Change since previous quarter
Quarter ending September 2017	3,726	
Quarter ending December 2017	3,618	↓
Quarter ending March 2018	3,548	↓
Quarter ending June 2018	3,607	→
Quarter ending September 2018	3,697	↑
<b>Variance since September 2017</b>	<b>(0.8%)</b>	→



### ACTIVITY



Month	Adjusted Scheduled Activity (UDA)	
	2018	2019
April	167	682
May	1,025	1,704
June	1,572	2,324
July	2,511	3,594
August	3,137	4,527
September	3,765	5,143
October	4,442	
November	5,223	
December	5,702	
January	6,346	
February	7,320	
March	8,366	
April	8,696	
May	8,696	
June	8,697	

### QUALITY

	Quantity	Base Number	Contract	AT	Region	England
% of FP17s for the same patient ID Re-attending within 3 months - Children	35	604	5.8%	11.2%	11.1%	11.6%
% of FP17s for the same patient ID Re-attending within 3 months - Adults	181	1,632	11.1%	14.8%	15.3%	15.5%
% of FP17s for the same patient ID Re-attending between 3 & 9 months - Children	235	604	38.9%	58.6%	61.1%	58.8%
% of FP17s for the same patient ID Re-attending between 3 & 9 months - Adults	428	1,632	26.2%	49.3%	52.3%	51.1%
% of FP17s for Band 1 Urgent Courses	185	2,072	8.9%	9.7%	9.5%	9.0%
% of FP17s Relating to Free Repair or Replacements	9	2,072	0.4%	0.7%	0.7%	0.8%
% of FP17s Relating to Continuations	27	2,072	1.3%	0.6%	0.8%	0.9%
% of Patients satisfied with the dentistry they have received	3	4	N/A	95.6%	93.6%	93.3%
% of Patients satisfied with the time they had to wait for an appointment	3	4	N/A	88.8%	88.8%	88.9%

\* This is based on patients treated on this contract for their most recent course of treatment. Figures in italics indicate the base number of FP17s or Patient Questionnaire responses are less than 100. N/A is shown where the base number of responses is less than 10 during the period. % is calculated as Quantity/Base number\*100

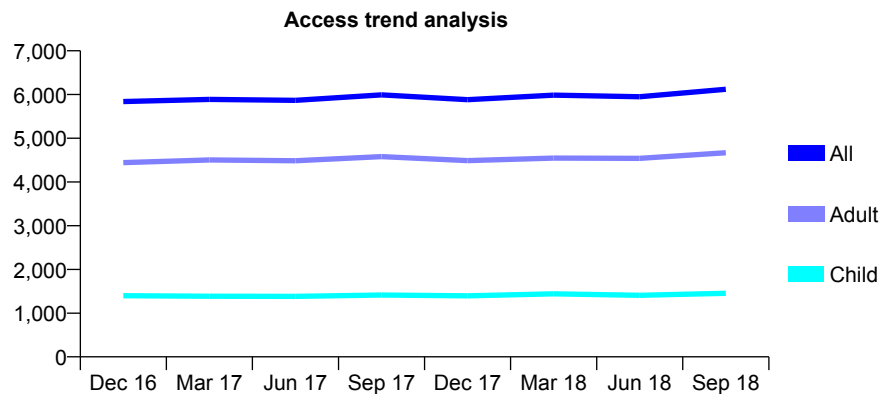
## Q69 - Vital Signs At a Glance Contract Report for 102504/0001 - September 2018

Name or company name	Chess House (UK) Limited
Contract type name	GDS Contract
Purpose of contract	General
Contract start date	01/05/2010
Contract end date	

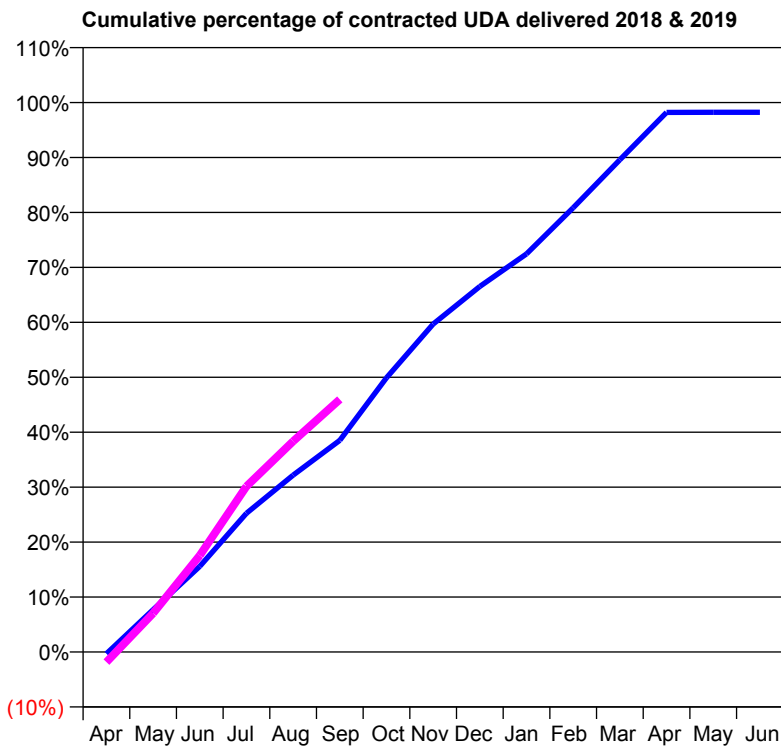
18/19 Contracted general activity (UDA)	15,018
Carry forward general activity (UDA)	279
18/19 Contracted orthodontic activity (UOA)	0
Carry forward orthodontic activity (UOA)	0
Baseline contract value	£344,041.41

### ACCESS\*

Patients seen in 24 months	Total	Change since previous quarter
Quarter ending September 2017	5,992	
Quarter ending December 2017	5,883	↓
Quarter ending March 2018	5,985	→
Quarter ending June 2018	5,949	→
Quarter ending September 2018	6,120	↑
<b>Variance since September 2017</b>	<b>2.1%</b>	<b>↑</b>



### ACTIVITY



Month	Adjusted Scheduled Activity (UDA)	
	2018	2019
April	-50	-279
May	1,203	1,059
June	2,436	2,639
July	3,943	4,527
August	5,028	5,760
September	6,018	6,905
October	7,794	
November	9,324	
December	10,392	
January	11,315	
February	12,627	
March	13,991	
April	15,337	
May	15,341	
June	15,340	

### QUALITY

	Quantity	Base Number	Contract	AT	Region	England
% of FP17s for the same patient ID Re-attending within 3 months - Children	88	1,001	8.8%	11.2%	11.1%	11.6%
% of FP17s for the same patient ID Re-attending within 3 months - Adults	621	3,390	18.3%	14.8%	15.3%	15.5%
% of FP17s for the same patient ID Re-attending between 3 & 9 months - Children	495	1,001	49.5%	58.6%	61.1%	58.8%
% of FP17s for the same patient ID Re-attending between 3 & 9 months - Adults	1,677	3,390	49.5%	49.3%	52.3%	51.1%
% of FP17s for Band 1 Urgent Courses	535	3,681	14.5%	9.7%	9.5%	9.0%
% of FP17s Relating to Free Repair or Replacements	13	3,681	0.4%	0.7%	0.7%	0.8%
% of FP17s Relating to Continuations	33	3,681	0.9%	0.6%	0.8%	0.9%
% of Patients satisfied with the dentistry they have received	8	9	N/A	95.6%	93.6%	93.3%
% of Patients satisfied with the time they had to wait for an appointment	8	9	N/A	88.8%	88.8%	88.9%

\* This is based on patients treated on this contract for their most recent course of treatment. Figures in italics indicate the base number of FP17s or Patient Questionnaire responses are less than 100. N/A is shown where the base number of responses is less than 10 during the period. % is calculated as Quantity/Base number\*100



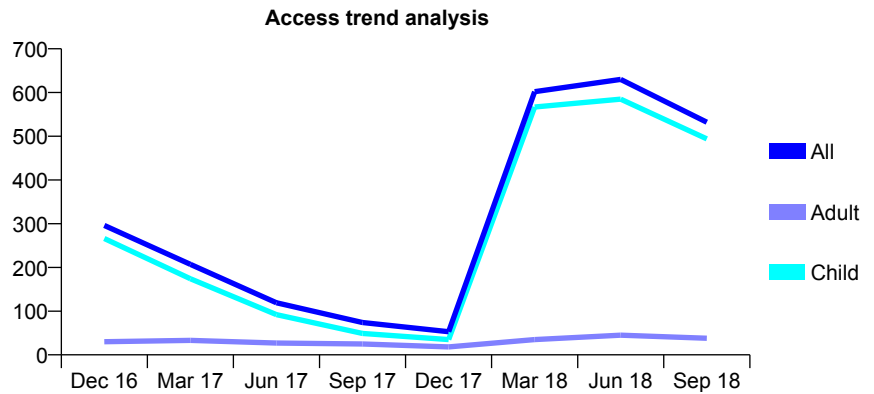
## Q69 - Vital Signs At a Glance Contract Report for 103284/0001 - September 2018

Name or company name	Grove Green Dental Surgery
Contract type name	GDS Contract
Purpose of contract	General
Contract start date	01/07/2011
Contract end date	

18/19 Contracted general activity (UDA)	1,277
Carry forward general activity (UDA)	0
18/19 Contracted orthodontic activity (UOA)	0
Carry forward orthodontic activity (UOA)	0
Baseline contract value	£30,538.03

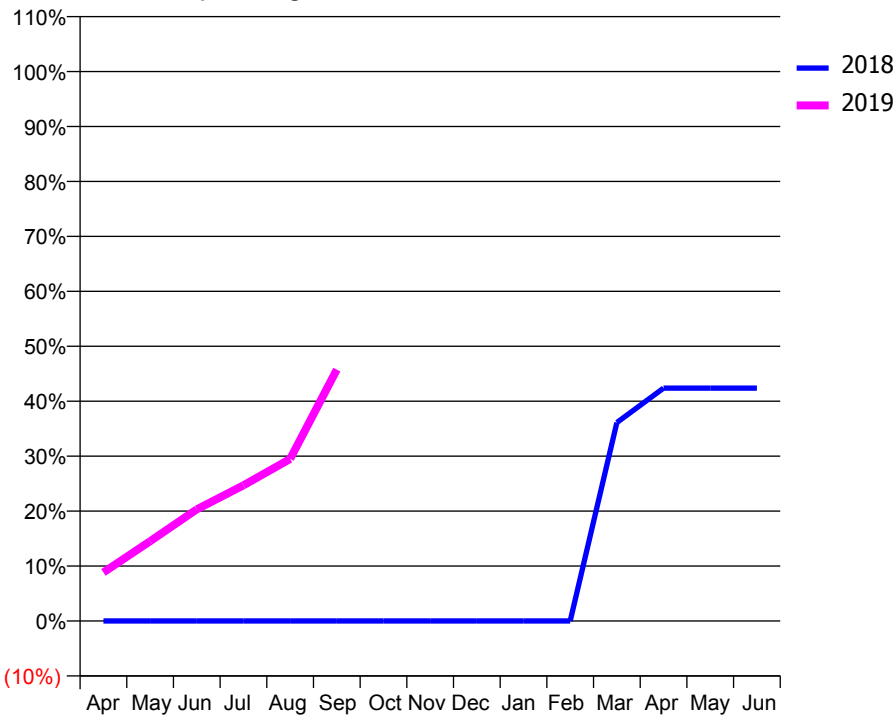
### ACCESS\*

Patients seen in 24 months	Total	Change since previous quarter
Quarter ending September 2017	74	
Quarter ending December 2017	53	↓
Quarter ending March 2018	602	↑
Quarter ending June 2018	630	↑
Quarter ending September 2018	532	↓
<b>Variance since September 2017</b>	<b>618.9%</b>	<b>↑</b>



### ACTIVITY

Cumulative percentage of contracted UDA delivered 2018 & 2019



Month	Adjusted Scheduled Activity (UDA)	
	2018	2019
April	0	113
May	0	185
June	0	259
July	0	315
August	0	377
September	0	584
October	0	
November	0	
December	0	
January	0	
February	0	
March	461	
April	541	
May	541	
June	541	

### QUALITY

	Quantity	Base Number	Contract	AT	Region	England
% of FP17s for the same patient ID Re-attending within 3 months - Children	26	464	5.6%	11.2%	11.1%	11.6%
% of FP17s for the same patient ID Re-attending within 3 months - Adults	1	11	9.1%	14.8%	15.3%	15.5%
% of FP17s for the same patient ID Re-attending between 3 & 9 months - Children	137	464	29.5%	58.6%	61.1%	58.8%
% of FP17s for the same patient ID Re-attending between 3 & 9 months - Adults	2	11	18.2%	49.3%	52.3%	51.1%
% of FP17s for Band 1 Urgent Courses	11	429	2.6%	9.7%	9.5%	9.0%
% of FP17s Relating to Free Repair or Replacements	0	429	0.0%	0.7%	0.7%	0.8%
% of FP17s Relating to Continuations	0	429	0.0%	0.6%	0.8%	0.9%
% of Patients satisfied with the dentistry they have received	0	0	N/A	95.6%	93.6%	93.3%
% of Patients satisfied with the time they had to wait for an appointment	0	0	N/A	88.8%	88.8%	88.9%

\* This is based on patients treated on this contract for their most recent course of treatment. Figures in italics indicate the base number of FP17s or Patient Questionnaire responses are less than 100. N/A is shown where the base number of responses is less than 10 during the period. % is calculated as Quantity/Base number\*100

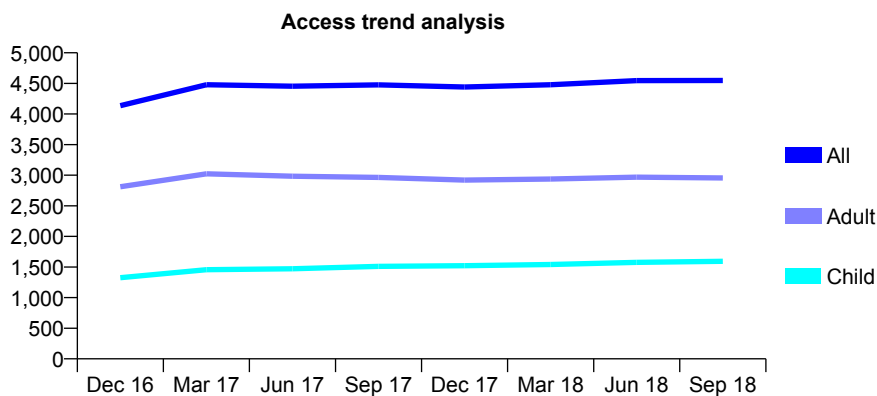
## Q69 - Vital Signs At a Glance Contract Report for 103624/0001 - September 2018

Name or company name	CASTLE HILL DENTAL CARE LTD
Contract type name	GDS Contract
Purpose of contract	General
Contract start date	01/08/2012
Contract end date	

18/19 Contracted general activity (UDA)	8,250
Carry forward general activity (UDA)	178
18/19 Contracted orthodontic activity (UOA)	0
Carry forward orthodontic activity (UOA)	0
Baseline contract value	£196,785.03

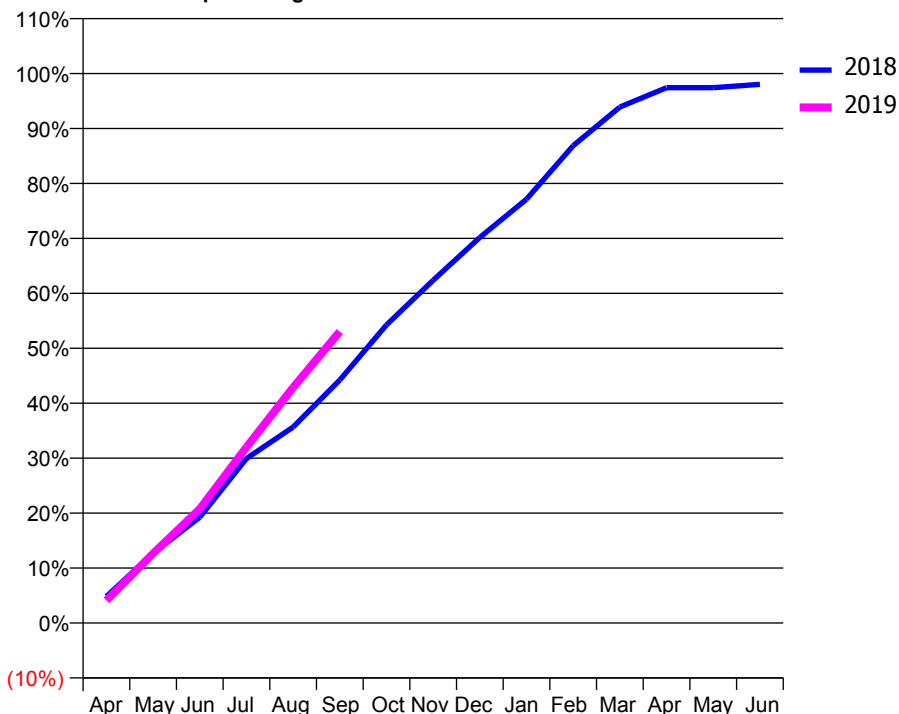
### ACCESS\*

Patients seen in 24 months	Total	Change since previous quarter
Quarter ending September 2017	4,476	
Quarter ending December 2017	4,441	→
Quarter ending March 2018	4,479	→
Quarter ending June 2018	4,545	→
Quarter ending September 2018	4,548	→
<b>Variance since September 2017</b>	<b>1.6%</b>	<b>→</b>



### ACTIVITY

Cumulative percentage of contracted UDA delivered 2018 & 2019



Month	Adjusted Scheduled Activity (UDA)	
	2018	2019
April	440	339
May	1,153	1,045
June	1,748	1,712
July	2,716	2,639
August	3,236	3,537
September	4,013	4,375
October	4,924	
November	5,661	
December	6,367	
January	7,000	
February	7,882	
March	8,521	
April	8,840	
May	8,840	
June	8,896	

### QUALITY

	Quantity	Base Number	Contract	AT	Region	England
% of FP17s for the same patient ID Re-attending within 3 months - Children	58	1,106	5.2%	11.2%	11.1%	11.6%
% of FP17s for the same patient ID Re-attending within 3 months - Adults	268	1,794	14.9%	14.8%	15.3%	15.5%
% of FP17s for the same patient ID Re-attending between 3 & 9 months - Children	476	1,106	43.0%	58.6%	61.1%	58.8%
% of FP17s for the same patient ID Re-attending between 3 & 9 months - Adults	643	1,794	35.8%	49.3%	52.3%	51.1%
% of FP17s for Band 1 Urgent Courses	237	2,597	9.1%	9.7%	9.5%	9.0%
% of FP17s Relating to Free Repair or Replacements	12	2,597	0.5%	0.7%	0.7%	0.8%
% of FP17s Relating to Continuations	12	2,597	0.5%	0.6%	0.8%	0.9%
% of Patients satisfied with the dentistry they have received	1	1	N/A	95.6%	93.6%	93.3%
% of Patients satisfied with the time they had to wait for an appointment	1	1	N/A	88.8%	88.8%	88.9%

\* This is based on patients treated on this contract for their most recent course of treatment. Figures in italics indicate the base number of FP17s or Patient Questionnaire responses are less than 100. N/A is shown where the base number of responses is less than 10 during the period. % is calculated as Quantity/Base number\*100

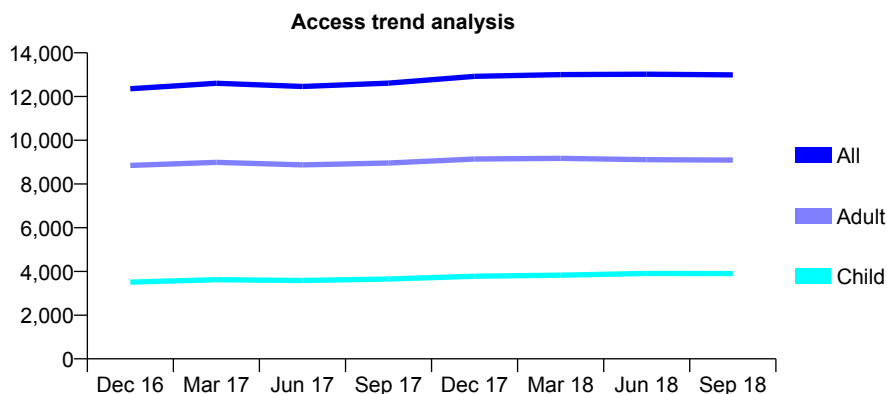
## Q69 - Vital Signs At a Glance Contract Report for 104280/0001 - September 2018

Name or company name	BUSBY HOUSE DENTAL LTD
Contract type name	GDS Contract
Purpose of contract	General
Contract start date	01/10/2010
Contract end date	

18/19 Contracted general activity (UDA)	29,407
Carry forward general activity (UDA)	0
18/19 Contracted orthodontic activity (UOA)	0
Carry forward orthodontic activity (UOA)	0
Baseline contract value	£705,293.91

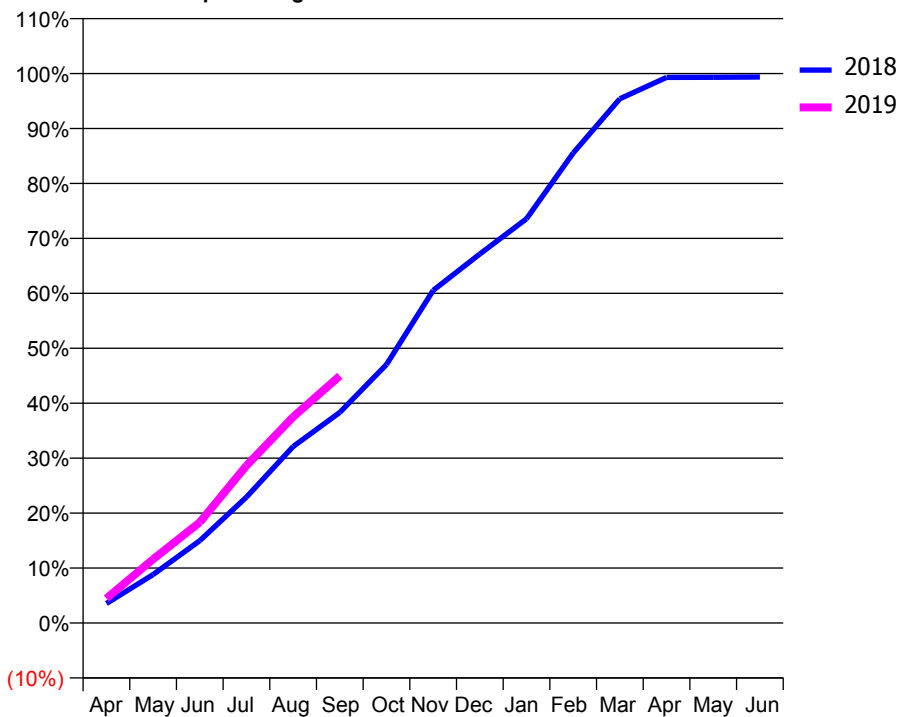
### ACCESS\*

Patients seen in 24 months	Total	Change since previous quarter
Quarter ending September 2017	12,612	
Quarter ending December 2017	12,924	↑
Quarter ending March 2018	13,004	→
Quarter ending June 2018	13,022	→
Quarter ending September 2018	12,990	→
<b>Variance since September 2017</b>	<b>3.0%</b>	<b>↑</b>



### ACTIVITY

Cumulative percentage of contracted UDA delivered 2018 & 2019



Month	Adjusted Scheduled Activity (UDA)	
	2018	2019
April	1,047	1,316
May	2,597	3,413
June	4,408	5,392
July	6,741	8,421
August	9,442	11,028
September	11,274	13,224
October	13,831	
November	17,803	
December	19,748	
January	21,630	
February	25,150	
March	28,055	
April	29,198	
May	29,205	
June	29,218	

### QUALITY

	Quantity	Base Number	Contract	AT	Region	England
% of FP17s for the same patient ID Re-attending within 3 months - Children	228	3,035	7.5%	11.2%	11.1%	11.6%
% of FP17s for the same patient ID Re-attending within 3 months - Adults	1,136	6,133	18.5%	14.8%	15.3%	15.5%
% of FP17s for the same patient ID Re-attending between 3 & 9 months - Children	1,887	3,035	62.2%	58.6%	61.1%	58.8%
% of FP17s for the same patient ID Re-attending between 3 & 9 months - Adults	3,252	6,133	53.0%	49.3%	52.3%	51.1%
% of FP17s for Band 1 Urgent Courses	987	7,774	12.7%	9.7%	9.5%	9.0%
% of FP17s Relating to Free Repair or Replacements	56	7,774	0.7%	0.7%	0.7%	0.8%
% of FP17s Relating to Continuations	24	7,774	0.3%	0.6%	0.8%	0.9%
% of Patients satisfied with the dentistry they have received	7	7	N/A	95.6%	93.6%	93.3%
% of Patients satisfied with the time they had to wait for an appointment	7	7	N/A	88.8%	88.8%	88.9%

\* This is based on patients treated on this contract for their most recent course of treatment. Figures in italics indicate the base number of FP17s or Patient Questionnaire responses are less than 100. N/A is shown where the base number of responses is less than 10 during the period. % is calculated as Quantity/Base number\*100

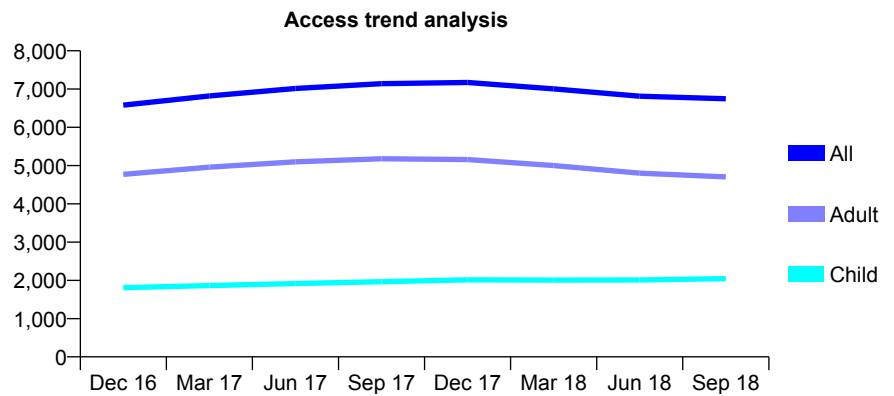
## Q69 - Vital Signs At a Glance Contract Report for 104345/0001 - September 2018

Name or company name	Michael Fahami LTD
Contract type name	GDS Contract
Purpose of contract	General
Contract start date	01/08/2010
Contract end date	

18/19 Contracted general activity (UDA)	14,000
Carry forward general activity (UDA)	462
18/19 Contracted orthodontic activity (UOA)	0
Carry forward orthodontic activity (UOA)	0
Baseline contract value	£342,250.18

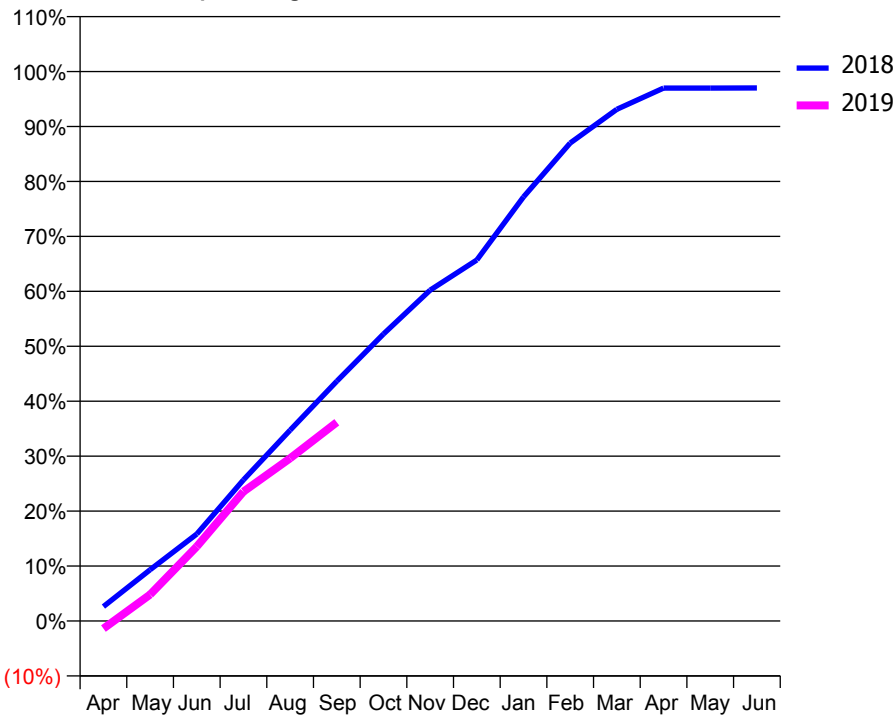
### ACCESS\*

Patients seen in 24 months	Total	Change since previous quarter
Quarter ending September 2017	7,141	
Quarter ending December 2017	7,171	→
Quarter ending March 2018	7,006	↓
Quarter ending June 2018	6,812	↓
Quarter ending September 2018	6,747	→
<b>Variance since September 2017</b>	<b>(5.5%)</b>	<b>↓</b>



### ACTIVITY

Cumulative percentage of contracted UDA delivered 2018 & 2019



Month	Adjusted Scheduled Activity (UDA)	
	2018	2019
April	407	-196
May	1,437	674
June	2,440	1,897
July	3,954	3,299
August	5,350	4,147
September	6,722	5,064
October	8,045	
November	9,275	
December	10,119	
January	11,888	
February	13,396	
March	14,340	
April	14,935	
May	14,934	
June	14,938	

### QUALITY

	Quantity	Base Number	Contract	AT	Region	England
% of FP17s for the same patient ID Re-attending within 3 months - Children	102	1,442	7.1%	11.2%	11.1%	11.6%
% of FP17s for the same patient ID Re-attending within 3 months - Adults	302	2,624	11.5%	14.8%	15.3%	15.5%
% of FP17s for the same patient ID Re-attending between 3 & 9 months - Children	852	1,442	59.1%	58.6%	61.1%	58.8%
% of FP17s for the same patient ID Re-attending between 3 & 9 months - Adults	1,506	2,624	57.4%	49.3%	52.3%	51.1%
% of FP17s for Band 1 Urgent Courses	221	3,378	6.5%	9.7%	9.5%	9.0%
% of FP17s Relating to Free Repair or Replacements	17	3,378	0.5%	0.7%	0.7%	0.8%
% of FP17s Relating to Continuations	2	3,378	0.1%	0.6%	0.8%	0.9%
% of Patients satisfied with the dentistry they have received	3	3	N/A	95.6%	93.6%	93.3%
% of Patients satisfied with the time they had to wait for an appointment	2	3	N/A	88.8%	88.8%	88.9%

\* This is based on patients treated on this contract for their most recent course of treatment. Figures in italics indicate the base number of FP17s or Patient Questionnaire responses are less than 100. N/A is shown where the base number of responses is less than 10 during the period. % is calculated as Quantity/Base number\*100

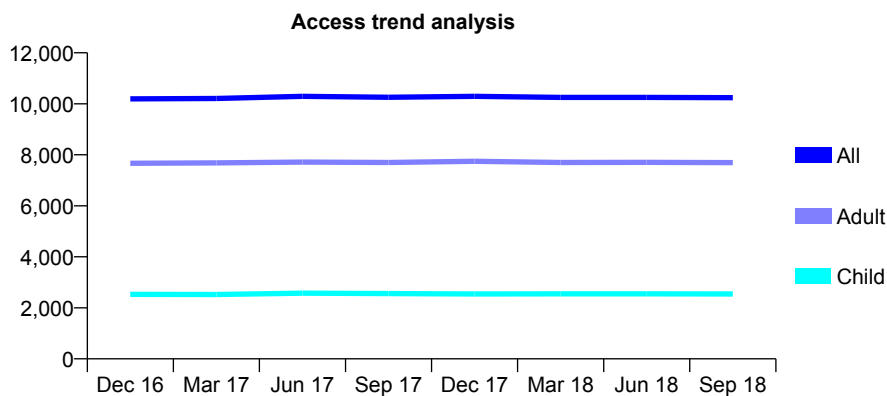
## Q69 - Vital Signs At a Glance Contract Report for 105961/0001 - September 2018

Name or company name	Roundshill Dental Practice
Contract type name	GDS Contract
Purpose of contract	General
Contract start date	01/04/2006
Contract end date	

18/19 Contracted general activity (UDA)	22,935
Carry forward general activity (UDA)	0
18/19 Contracted orthodontic activity (UOA)	0
Carry forward orthodontic activity (UOA)	0
Baseline contract value	£586,285.42

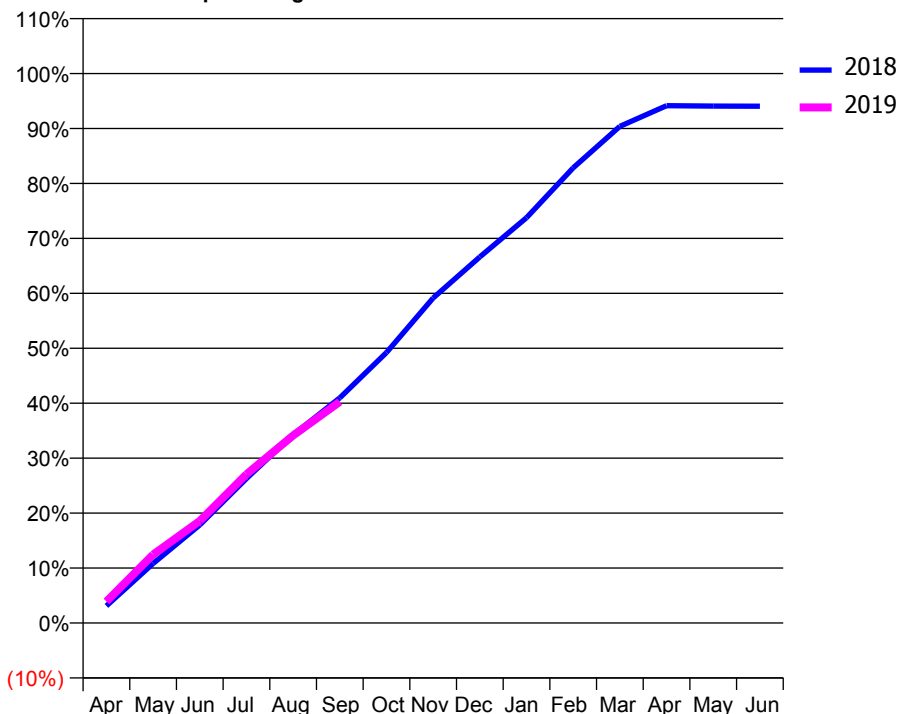
### ACCESS\*

Patients seen in 24 months	Total	Change since previous quarter
Quarter ending September 2017	10,257	
Quarter ending December 2017	10,293	→
Quarter ending March 2018	10,250	→
Quarter ending June 2018	10,252	→
Quarter ending September 2018	10,242	→
<b>Variance since September 2017</b>	<b>(0.1%)</b>	→



### ACTIVITY

Cumulative percentage of contracted UDA delivered 2018 & 2019



Month	Adjusted Scheduled Activity (UDA)	
	2018	2019
April	716	900
May	2,486	2,855
June	4,095	4,259
July	6,030	6,206
August	7,855	7,829
September	9,400	9,238
October	11,292	
November	13,564	
December	15,281	
January	16,917	
February	19,001	
March	20,728	
April	21,594	
May	21,574	
June	21,571	

### QUALITY

	Quantity	Base Number	Contract	AT	Region	England
% of FP17s for the same patient ID Re-attending within 3 months - Children	96	1,694	5.7%	11.2%	11.1%	11.6%
% of FP17s for the same patient ID Re-attending within 3 months - Adults	552	4,636	11.9%	14.8%	15.3%	15.5%
% of FP17s for the same patient ID Re-attending between 3 & 9 months - Children	962	1,694	56.8%	58.6%	61.1%	58.8%
% of FP17s for the same patient ID Re-attending between 3 & 9 months - Adults	2,121	4,636	45.8%	49.3%	52.3%	51.1%
% of FP17s for Band 1 Urgent Courses	578	5,837	9.9%	9.7%	9.5%	9.0%
% of FP17s Relating to Free Repair or Replacements	56	5,837	1.0%	0.7%	0.7%	0.8%
% of FP17s Relating to Continuations	33	5,837	0.6%	0.6%	0.8%	0.9%
% of Patients satisfied with the dentistry they have received	14	15	93.3%	95.6%	93.6%	93.3%
% of Patients satisfied with the time they had to wait for an appointment	12	15	80.0%	88.8%	88.8%	88.9%

\* This is based on patients treated on this contract for their most recent course of treatment. Figures in italics indicate the base number of FP17s or Patient Questionnaire responses are less than 100. N/A is shown where the base number of responses is less than 10 during the period. % is calculated as Quantity/Base number\*100

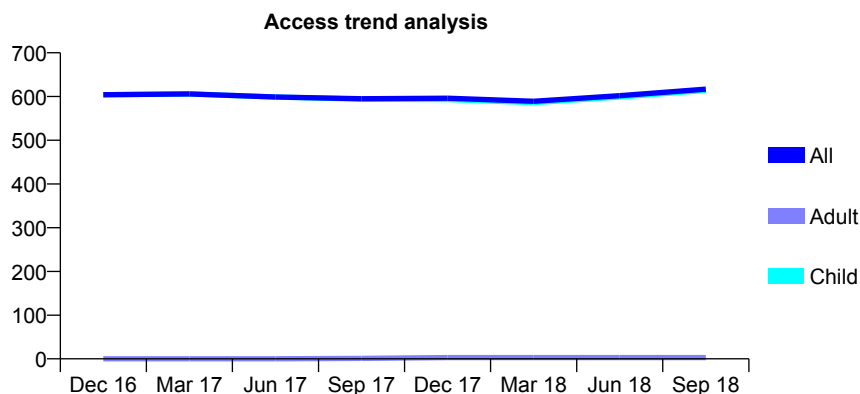
## Q69 - Vital Signs At a Glance Contract Report for 108715/0001 - September 2018

Name or company name	Williams and Sanghera Dental Practice
Contract type name	GDS Contract
Purpose of contract	General
Contract start date	01/11/2014
Contract end date	

18/19 Contracted general activity (UDA)	1,305
Carry forward general activity (UDA)	0
18/19 Contracted orthodontic activity (UOA)	0
Carry forward orthodontic activity (UOA)	0
Baseline contract value	£23,753.03

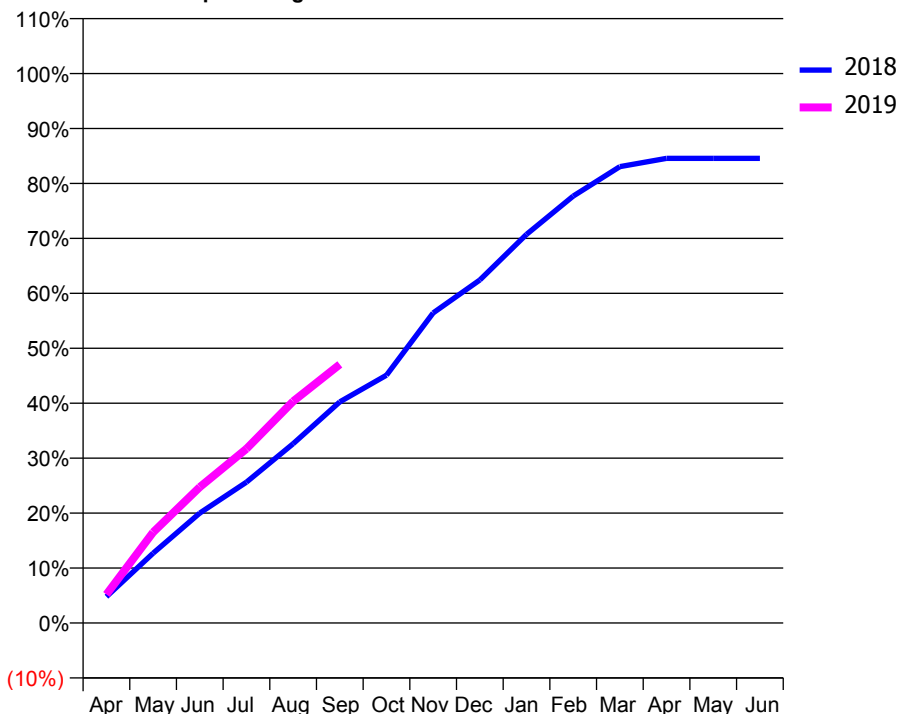
### ACCESS\*

Patients seen in 24 months	Total	Change since previous quarter
Quarter ending September 2017	595	
Quarter ending December 2017	596	→
Quarter ending March 2018	589	↓
Quarter ending June 2018	602	↑
Quarter ending September 2018	617	↑
<b>Variance since September 2017</b>	<b>3.7%</b>	<b>↑</b>



### ACTIVITY

Cumulative percentage of contracted UDA delivered 2018 & 2019



Adjusted Scheduled Activity (UDA)

Month	2018	2019
April	68	68
May	181	216
June	285	323
July	365	414
August	465	527
September	573	614
October	643	
November	804	
December	890	
January	1,008	
February	1,107	
March	1,184	
April	1,205	
May	1,205	
June	1,205	

### QUALITY

	Quantity	Base Number	Contract	AT	Region	England
% of FP17s for the same patient ID Re-attending within 3 months - Children	22	494	4.5%	11.2%	11.1%	11.6%
% of FP17s for the same patient ID Re-attending within 3 months - Adults	0	0	N/A	14.8%	15.3%	15.5%
% of FP17s for the same patient ID Re-attending between 3 & 9 months - Children	378	494	76.5%	58.6%	61.1%	58.8%
% of FP17s for the same patient ID Re-attending between 3 & 9 months - Adults	0	0	N/A	49.3%	52.3%	51.1%
% of FP17s for Band 1 Urgent Courses	11	477	2.3%	9.7%	9.5%	9.0%
% of FP17s Relating to Free Repair or Replacements	0	477	0.0%	0.7%	0.7%	0.8%
% of FP17s Relating to Continuations	0	477	0.0%	0.6%	0.8%	0.9%
% of Patients satisfied with the dentistry they have received	0	0	N/A	95.6%	93.6%	93.3%
% of Patients satisfied with the time they had to wait for an appointment	0	0	N/A	88.8%	88.8%	88.9%

\* This is based on patients treated on this contract for their most recent course of treatment. Figures in italics indicate the base number of FP17s or Patient Questionnaire responses are less than 100. N/A is shown where the base number of responses is less than 10 during the period. % is calculated as Quantity/Base number\*100

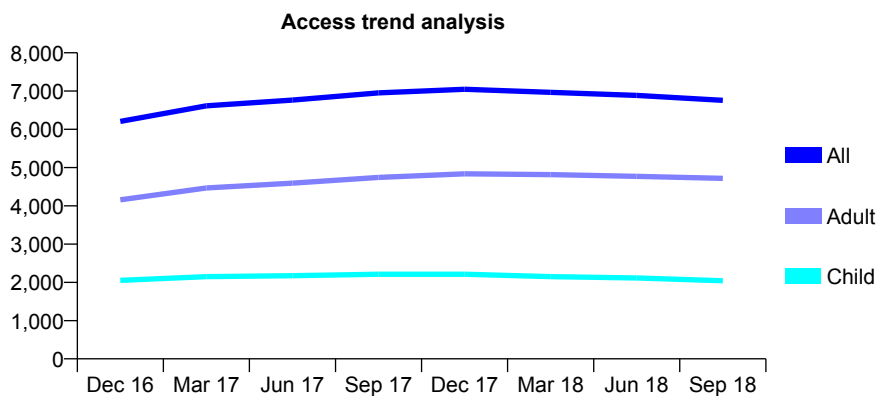
## Q69 - Vital Signs At a Glance Contract Report for 111945/0001 - September 2018

Name or company name	Gloucester House Dental Practice
Contract type name	GDS Contract
Purpose of contract	General
Contract start date	01/02/2016
Contract end date	

18/19 Contracted general activity (UDA)	19,387
Carry forward general activity (UDA)	-121
18/19 Contracted orthodontic activity (UOA)	0
Carry forward orthodontic activity (UOA)	0
Baseline contract value	£567,001.19

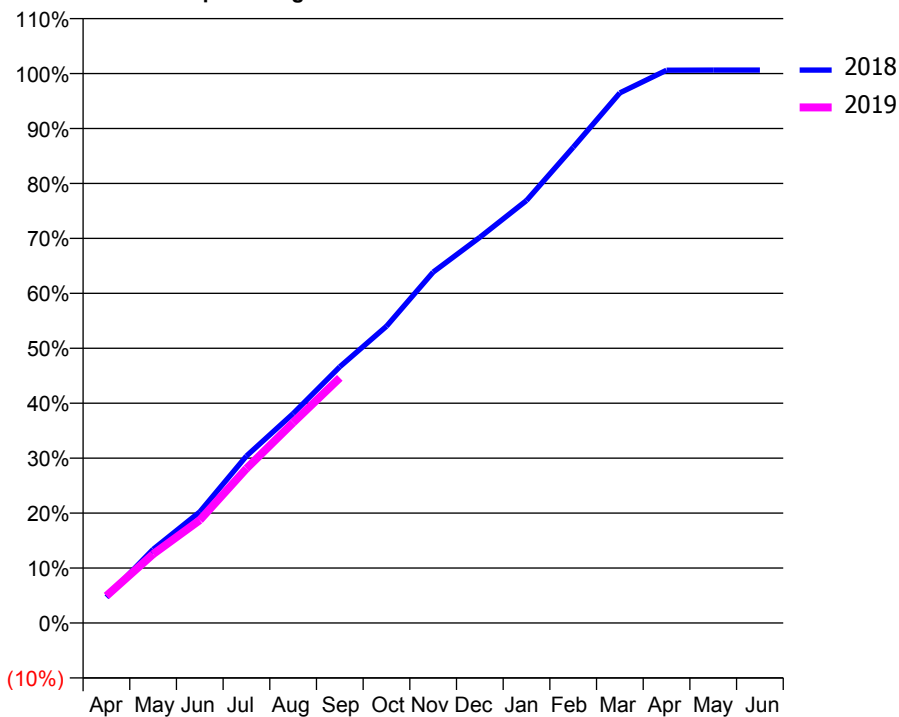
### ACCESS\*

Patients seen in 24 months	Total	Change since previous quarter
Quarter ending September 2017	6,954	
Quarter ending December 2017	7,048	→
Quarter ending March 2018	6,965	↓
Quarter ending June 2018	6,886	↓
Quarter ending September 2018	6,759	↓
<b>Variance since September 2017</b>	<b>(2.8%)</b>	<b>↓</b>



### ACTIVITY

Cumulative percentage of contracted UDA delivered 2018 & 2019



Month	Adjusted Scheduled Activity (UDA)	
	2018	2019
April	909	959
May	2,597	2,432
June	3,923	3,631
July	5,894	5,453
August	7,390	7,067
September	9,040	8,650
October	10,472	
November	12,380	
December	13,606	
January	14,905	
February	16,785	
March	18,702	
April	19,501	
May	19,506	
June	19,508	

### QUALITY

	Quantity	Base Number	Contract	AT	Region	England
% of FP17s for the same patient ID Re-attending within 3 months - Children	140	1,838	7.6%	11.2%	11.1%	11.6%
% of FP17s for the same patient ID Re-attending within 3 months - Adults	536	3,879	13.8%	14.8%	15.3%	15.5%
% of FP17s for the same patient ID Re-attending between 3 & 9 months - Children	1,425	1,838	77.5%	58.6%	61.1%	58.8%
% of FP17s for the same patient ID Re-attending between 3 & 9 months - Adults	2,780	3,879	71.7%	49.3%	52.3%	51.1%
% of FP17s for Band 1 Urgent Courses	349	5,257	6.6%	9.7%	9.5%	9.0%
% of FP17s Relating to Free Repair or Replacements	51	5,257	1.0%	0.7%	0.7%	0.8%
% of FP17s Relating to Continuations	34	5,257	0.6%	0.6%	0.8%	0.9%
% of Patients satisfied with the dentistry they have received	2	3	N/A	95.6%	93.6%	93.3%
% of Patients satisfied with the time they had to wait for an appointment	3	3	N/A	88.8%	88.8%	88.9%

\* This is based on patients treated on this contract for their most recent course of treatment. Figures in italics indicate the base number of FP17s or Patient Questionnaire responses are less than 100. N/A is shown where the base number of responses is less than 10 during the period. % is calculated as Quantity/Base number\*100



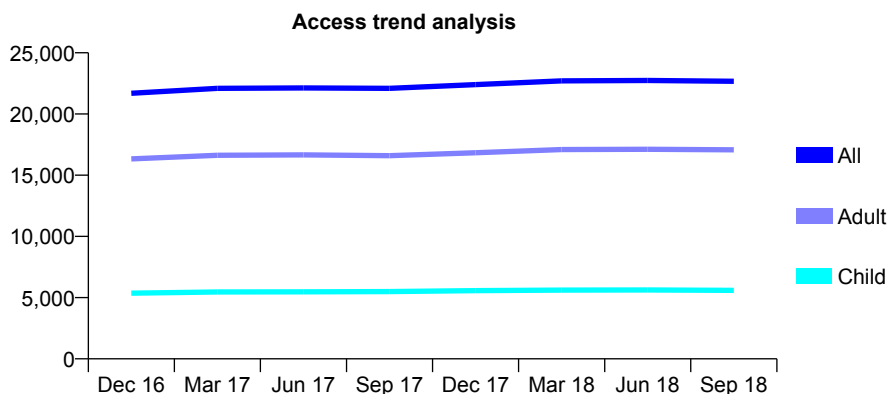
## Q69 - Vital Signs At a Glance Contract Report for 111988/0001 - September 2018

Name or company name	OXFORD DENTAL CARE LTD
Contract type name	GDS Contract
Purpose of contract	General
Contract start date	01/04/2009
Contract end date	

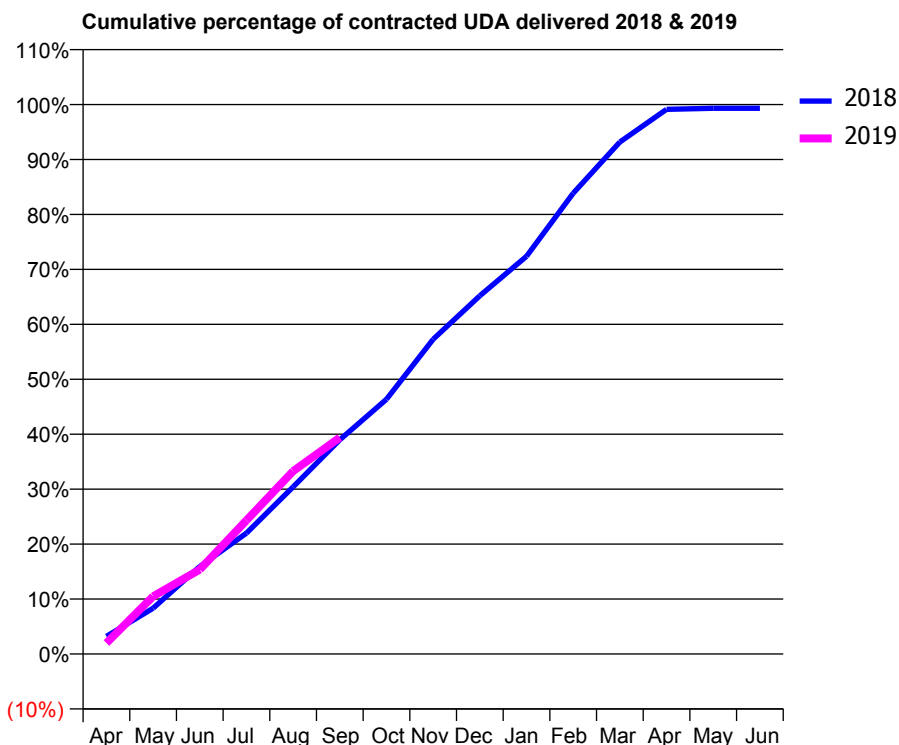
18/19 Contracted general activity (UDA)	56,758
Carry forward general activity (UDA)	389
18/19 Contracted orthodontic activity (UOA)	0
Carry forward orthodontic activity (UOA)	0
Baseline contract value	£1,463,035.70

### ACCESS\*

Patients seen in 24 months	Total	Change since previous quarter
Quarter ending September 2017	22,096	
Quarter ending December 2017	22,405	→
Quarter ending March 2018	22,710	→
Quarter ending June 2018	22,739	→
Quarter ending September 2018	22,677	→
<b>Variance since September 2017</b>	<b>2.6%</b>	<b>↑</b>



### ACTIVITY



Month	Adjusted Scheduled Activity (UDA)	
	2018	2019
April	1,823	1,133
May	4,731	5,957
June	9,043	8,720
July	12,487	13,814
August	17,263	18,893
September	22,124	22,366
October	26,319	
November	32,515	
December	37,009	
January	41,073	
February	47,598	
March	52,878	
April	56,259	
May	56,369	
June	56,369	

### QUALITY

	Quantity	Base Number	Contract	AT	Region	England
% of FP17s for the same patient ID Re-attending within 3 months - Children	288	3,716	7.8%	11.2%	11.1%	11.6%
% of FP17s for the same patient ID Re-attending within 3 months - Adults	1,745	10,278	17.0%	14.8%	15.3%	15.5%
% of FP17s for the same patient ID Re-attending between 3 & 9 months - Children	1,942	3,716	52.3%	58.6%	61.1%	58.8%
% of FP17s for the same patient ID Re-attending between 3 & 9 months - Adults	4,794	10,278	46.6%	49.3%	52.3%	51.1%
% of FP17s for Band 1 Urgent Courses	1,682	11,643	14.4%	9.7%	9.5%	9.0%
% of FP17s Relating to Free Repair or Replacements	154	11,643	1.3%	0.7%	0.7%	0.8%
% of FP17s Relating to Continuations	82	11,643	0.7%	0.6%	0.8%	0.9%
% of Patients satisfied with the dentistry they have received	11	12	91.7%	95.6%	93.6%	93.3%
% of Patients satisfied with the time they had to wait for an appointment	9	12	75.0%	88.8%	88.8%	88.9%

\* This is based on patients treated on this contract for their most recent course of treatment. Figures in italics indicate the base number of FP17s or Patient Questionnaire responses are less than 100. N/A is shown where the base number of responses is less than 10 during the period. % is calculated as Quantity/Base number\*100

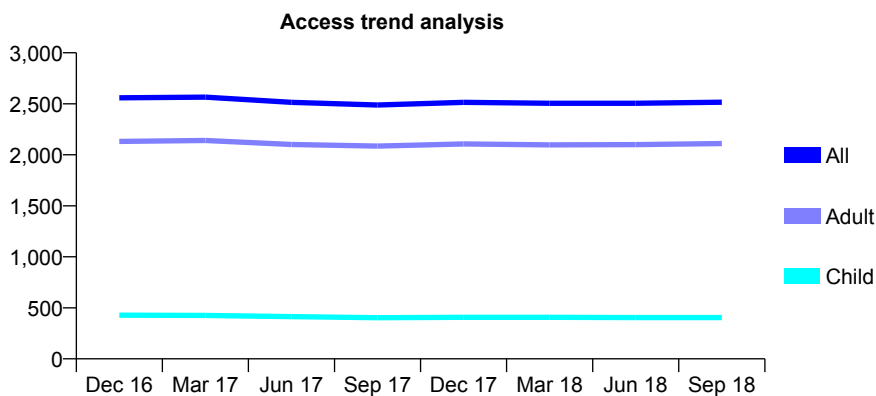
## Q69 - Vital Signs At a Glance Contract Report for 113735/0001 - September 2018

Name or company name	E. Leondaki Ltd
Contract type name	GDS Contract
Purpose of contract	General
Contract start date	01/04/2009
Contract end date	

18/19 Contracted general activity (UDA)	8,160
Carry forward general activity (UDA)	-116
18/19 Contracted orthodontic activity (UOA)	0
Carry forward orthodontic activity (UOA)	0
Baseline contract value	£203,845.24

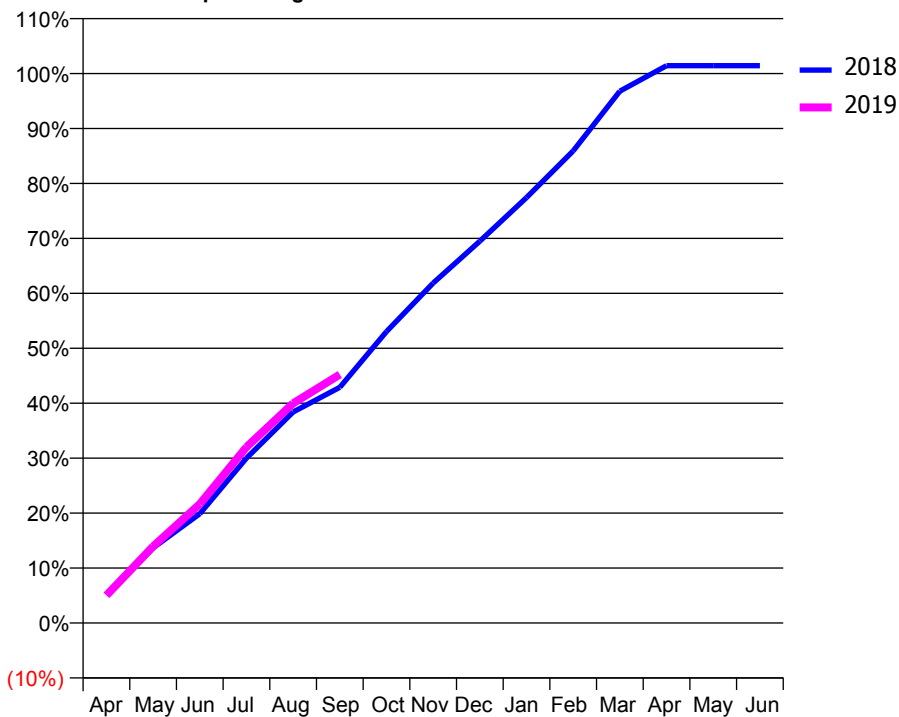
### ACCESS\*

Patients seen in 24 months	Total	Change since previous quarter
Quarter ending September 2017	2,488	
Quarter ending December 2017	2,514	→
Quarter ending March 2018	2,505	→
Quarter ending June 2018	2,505	→
Quarter ending September 2018	2,516	→
<b>Variance since September 2017</b>	<b>1.1%</b>	<b>→</b>



### ACTIVITY

Cumulative percentage of contracted UDA delivered 2018 & 2019



Month	Adjusted Scheduled Activity (UDA)	
	2018	2019
April	425	411
May	1,116	1,138
June	1,622	1,766
July	2,448	2,613
August	3,134	3,263
September	3,500	3,689
October	4,328	
November	5,049	
December	5,670	
January	6,317	
February	7,011	
March	7,897	
April	8,277	
May	8,277	
June	8,277	

### QUALITY

	Quantity	Base Number	Contract	AT	Region	England
% of FP17s for the same patient ID Re-attending within 3 months - Children	31	342	9.1%	11.2%	11.1%	11.6%
% of FP17s for the same patient ID Re-attending within 3 months - Adults	215	1,692	12.7%	14.8%	15.3%	15.5%
% of FP17s for the same patient ID Re-attending between 3 & 9 months - Children	238	342	69.6%	58.6%	61.1%	58.8%
% of FP17s for the same patient ID Re-attending between 3 & 9 months - Adults	1,117	1,692	66.0%	49.3%	52.3%	51.1%
% of FP17s for Band 1 Urgent Courses	81	1,887	4.3%	9.7%	9.5%	9.0%
% of FP17s Relating to Free Repair or Replacements	19	1,887	1.0%	0.7%	0.7%	0.8%
% of FP17s Relating to Continuations	25	1,887	1.3%	0.6%	0.8%	0.9%
% of Patients satisfied with the dentistry they have received	7	7	N/A	95.6%	93.6%	93.3%
% of Patients satisfied with the time they had to wait for an appointment	6	7	N/A	88.8%	88.8%	88.9%

\* This is based on patients treated on this contract for their most recent course of treatment. Figures in italics indicate the base number of FP17s or Patient Questionnaire responses are less than 100. N/A is shown where the base number of responses is less than 10 during the period. % is calculated as Quantity/Base number\*100

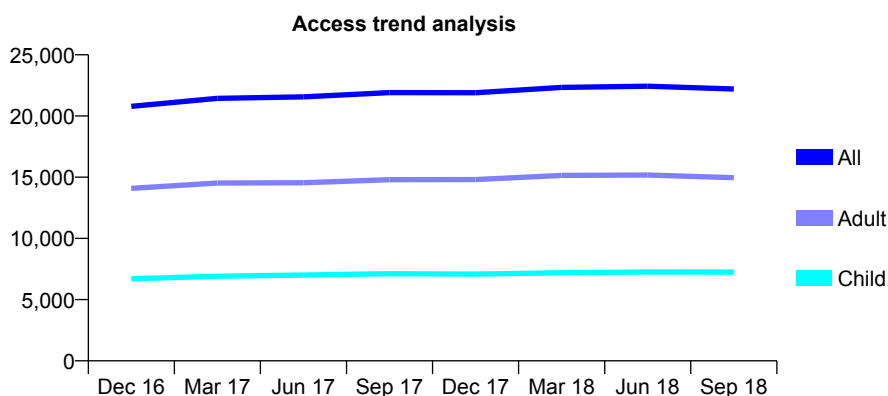
## Q69 - Vital Signs At a Glance Contract Report for 113913/0001 - September 2018

Name or company name	Eastgate Dental Centre LTD
Contract type name	GDS Contract
Purpose of contract	General
Contract start date	01/11/2012
Contract end date	

18/19 Contracted general activity (UDA)	41,155
Carry forward general activity (UDA)	-232
18/19 Contracted orthodontic activity (UOA)	0
Carry forward orthodontic activity (UOA)	0
Baseline contract value	£1,051,839.79

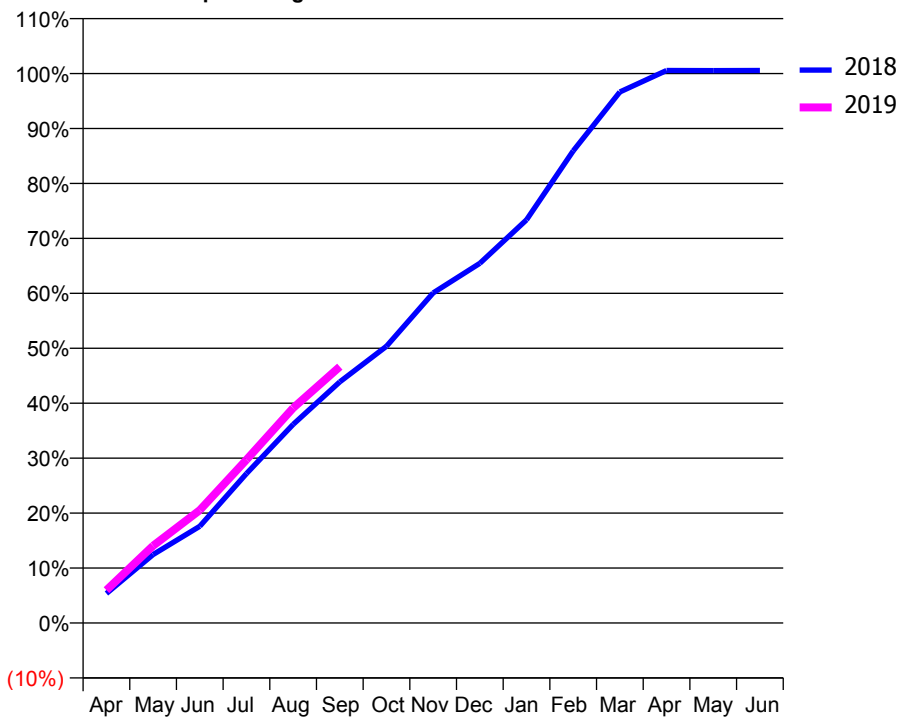
### ACCESS\*

Patients seen in 24 months	Total	Change since previous quarter
Quarter ending September 2017	21,913	
Quarter ending December 2017	21,905	→
Quarter ending March 2018	22,340	→
Quarter ending June 2018	22,433	→
Quarter ending September 2018	22,204	↓
<b>Variance since September 2017</b>	<b>1.3%</b>	<b>→</b>



### ACTIVITY

Cumulative percentage of contracted UDA delivered 2018 & 2019



Adjusted Scheduled Activity (UDA)

Month	2018	2019
April	2,303	2,462
May	5,335	5,791
June	7,532	8,450
July	11,635	12,231
August	15,475	16,100
September	18,782	19,197
October	21,554	
November	25,717	
December	28,018	
January	31,400	
February	36,776	
March	41,364	
April	43,037	
May	43,029	
June	43,033	

### QUALITY

	Quantity	Base Number	Contract	AT	Region	England
% of FP17s for the same patient ID Re-attending within 3 months - Children	380	5,207	7.3%	11.2%	11.1%	11.6%
% of FP17s for the same patient ID Re-attending within 3 months - Adults	1,181	8,384	14.1%	14.8%	15.3%	15.5%
% of FP17s for the same patient ID Re-attending between 3 & 9 months - Children	3,137	5,207	60.2%	58.6%	61.1%	58.8%
% of FP17s for the same patient ID Re-attending between 3 & 9 months - Adults	3,952	8,384	47.1%	49.3%	52.3%	51.1%
% of FP17s for Band 1 Urgent Courses	1,675	12,315	13.6%	9.7%	9.5%	9.0%
% of FP17s Relating to Free Repair or Replacements	36	12,315	0.3%	0.7%	0.7%	0.8%
% of FP17s Relating to Continuations	4	12,315	0.0%	0.6%	0.8%	0.9%
% of Patients satisfied with the dentistry they have received	5	5	N/A	95.6%	93.6%	93.3%
% of Patients satisfied with the time they had to wait for an appointment	4	5	N/A	88.8%	88.8%	88.9%

\* This is based on patients treated on this contract for their most recent course of treatment. Figures in italics indicate the base number of FP17s or Patient Questionnaire responses are less than 100. N/A is shown where the base number of responses is less than 10 during the period. % is calculated as Quantity/Base number\*100

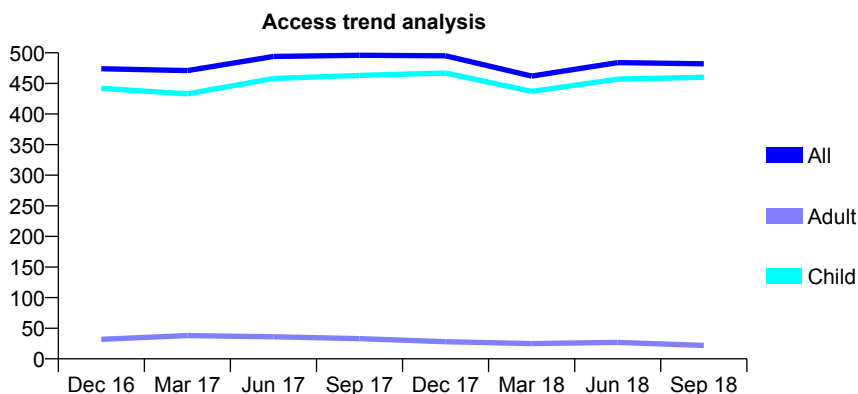
## Q69 - Vital Signs At a Glance Contract Report for 114502/0001 - September 2018

Name or company name	Oakthorpe Dental
Contract type name	GDS Contract
Purpose of contract	General
Contract start date	01/04/2012
Contract end date	

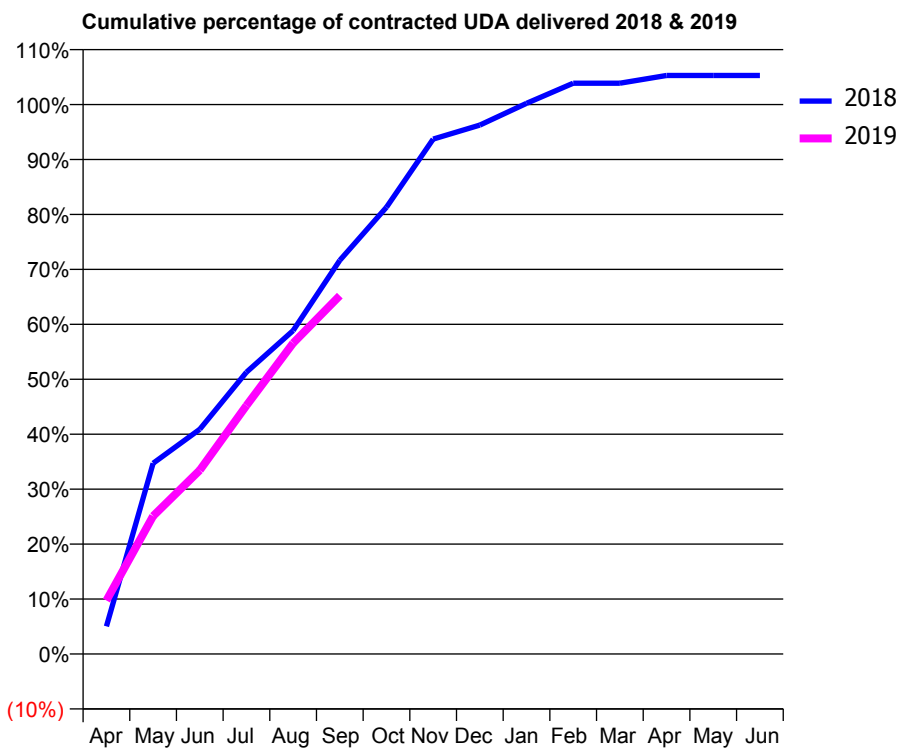
18/19 Contracted general activity (UDA)	556
Carry forward general activity (UDA)	-11
18/19 Contracted orthodontic activity (UOA)	0
Carry forward orthodontic activity (UOA)	0
Baseline contract value	£15,188.14

### ACCESS\*

Patients seen in 24 months	Total	Change since previous quarter
Quarter ending September 2017	496	
Quarter ending December 2017	495	→
Quarter ending March 2018	462	↓
Quarter ending June 2018	484	↑
Quarter ending September 2018	482	→
<b>Variance since September 2017</b>	<b>(2.8%)</b>	<b>↓</b>



### ACTIVITY



Month	Adjusted Scheduled Activity (UDA)	
	2018	2019
April	28	54
May	193	140
June	227	186
July	285	251
August	327	315
September	398	363
October	452	
November	521	
December	535	
January	557	
February	578	
March	578	
April	585	
May	585	
June	585	

### QUALITY

	Quantity	Base Number	Contract	AT	Region	England
% of FP17s for the same patient ID Re-attending within 3 months - Children	13	321	4.0%	11.2%	11.1%	11.6%
% of FP17s for the same patient ID Re-attending within 3 months - Adults	0	4	0.0%	14.8%	15.3%	15.5%
% of FP17s for the same patient ID Re-attending between 3 & 9 months - Children	79	321	24.6%	58.6%	61.1%	58.8%
% of FP17s for the same patient ID Re-attending between 3 & 9 months - Adults	0	4	0.0%	49.3%	52.3%	51.1%
% of FP17s for Band 1 Urgent Courses	8	310	2.6%	9.7%	9.5%	9.0%
% of FP17s Relating to Free Repair or Replacements	0	310	0.0%	0.7%	0.7%	0.8%
% of FP17s Relating to Continuations	3	310	1.0%	0.6%	0.8%	0.9%
% of Patients satisfied with the dentistry they have received	0	0	N/A	95.6%	93.6%	93.3%
% of Patients satisfied with the time they had to wait for an appointment	0	0	N/A	88.8%	88.8%	88.9%

\* This is based on patients treated on this contract for their most recent course of treatment. Figures in italics indicate the base number of FP17s or Patient Questionnaire responses are less than 100. N/A is shown where the base number of responses is less than 10 during the period. % is calculated as Quantity/Base number\*100

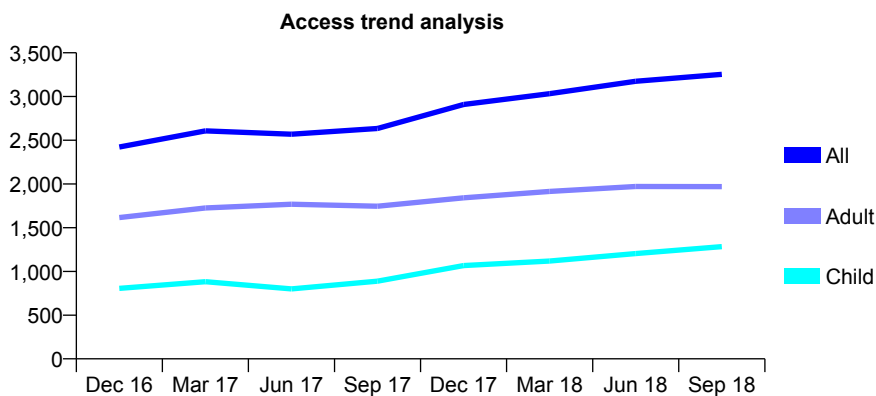
## Q69 - Vital Signs At a Glance Contract Report for 114790/0001 - September 2018

Name or company name	GENTLE DENTAL CARE 4U LTD
Contract type name	GDS Contract
Purpose of contract	General
Contract start date	01/12/2012
Contract end date	

18/19 Contracted general activity (UDA)	5,849
Carry forward general activity (UDA)	-120
18/19 Contracted orthodontic activity (UOA)	0
Carry forward orthodontic activity (UOA)	0
Baseline contract value	£154,043.67

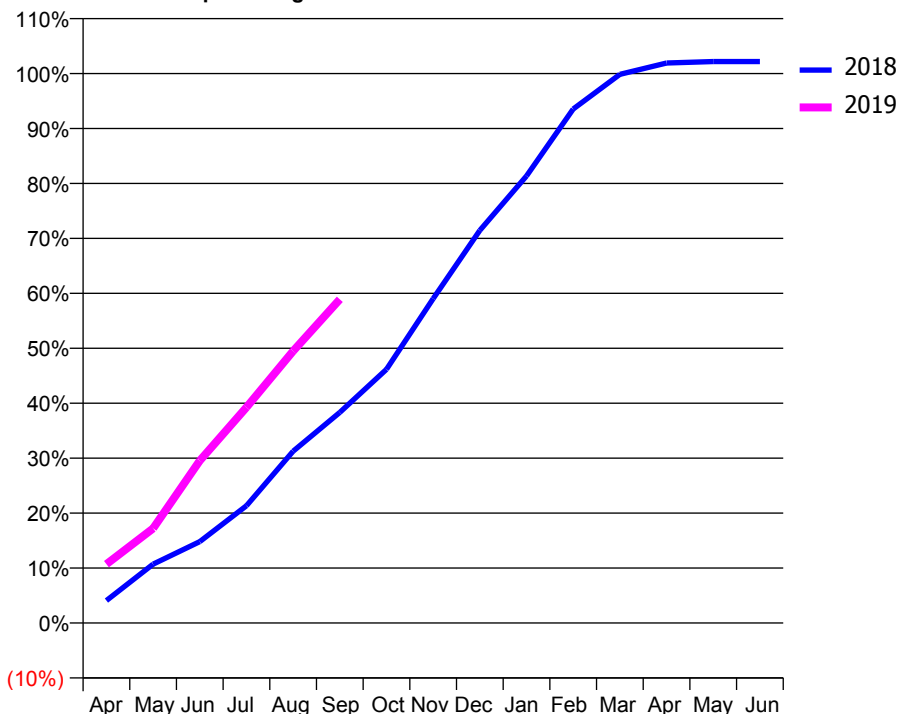
### ACCESS\*

Patients seen in 24 months	Total	Change since previous quarter
Quarter ending September 2017	2,634	
Quarter ending December 2017	2,909	↑
Quarter ending March 2018	3,032	↑
Quarter ending June 2018	3,175	↑
Quarter ending September 2018	3,254	↑
<b>Variance since September 2017</b>	<b>23.5%</b>	<b>↑</b>



### ACTIVITY

Cumulative percentage of contracted UDA delivered 2018 & 2019



Month	Adjusted Scheduled Activity (UDA)	
	2018	2019
April	220	627
May	577	1,007
June	798	1,727
July	1,150	2,296
August	1,686	2,895
September	2,066	3,446
October	2,488	
November	3,181	
December	3,851	
January	4,384	
February	5,040	
March	5,381	
April	5,492	
May	5,507	
June	5,507	

### QUALITY

	Quantity	Base Number	Contract	AT	Region	England
% of FP17s for the same patient ID Re-attending within 3 months - Children	80	1,152	6.9%	11.2%	11.1%	11.6%
% of FP17s for the same patient ID Re-attending within 3 months - Adults	208	1,397	14.9%	14.8%	15.3%	15.5%
% of FP17s for the same patient ID Re-attending between 3 & 9 months - Children	685	1,152	59.5%	58.6%	61.1%	58.8%
% of FP17s for the same patient ID Re-attending between 3 & 9 months - Adults	730	1,397	52.3%	49.3%	52.3%	51.1%
% of FP17s for Band 1 Urgent Courses	168	2,039	8.2%	9.7%	9.5%	9.0%
% of FP17s Relating to Free Repair or Replacements	17	2,039	0.8%	0.7%	0.7%	0.8%
% of FP17s Relating to Continuations	4	2,039	0.2%	0.6%	0.8%	0.9%
% of Patients satisfied with the dentistry they have received	1	1	N/A	95.6%	93.6%	93.3%
% of Patients satisfied with the time they had to wait for an appointment	1	1	N/A	88.8%	88.8%	88.9%

\* This is based on patients treated on this contract for their most recent course of treatment. Figures in italics indicate the base number of FP17s or Patient Questionnaire responses are less than 100. N/A is shown where the base number of responses is less than 10 during the period. % is calculated as Quantity/Base number\*100

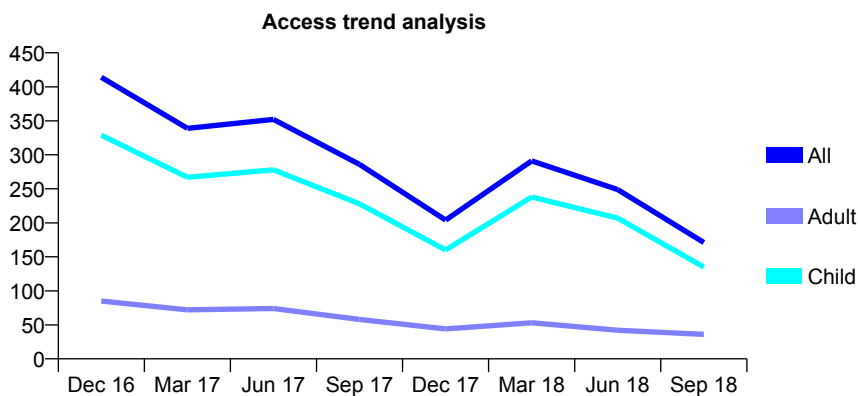
## Q69 - Vital Signs At a Glance Contract Report for 115452/0001 - September 2018

Name or company name	Eynsham Dental Care
Contract type name	GDS Contract
Purpose of contract	General
Contract start date	01/09/2012
Contract end date	

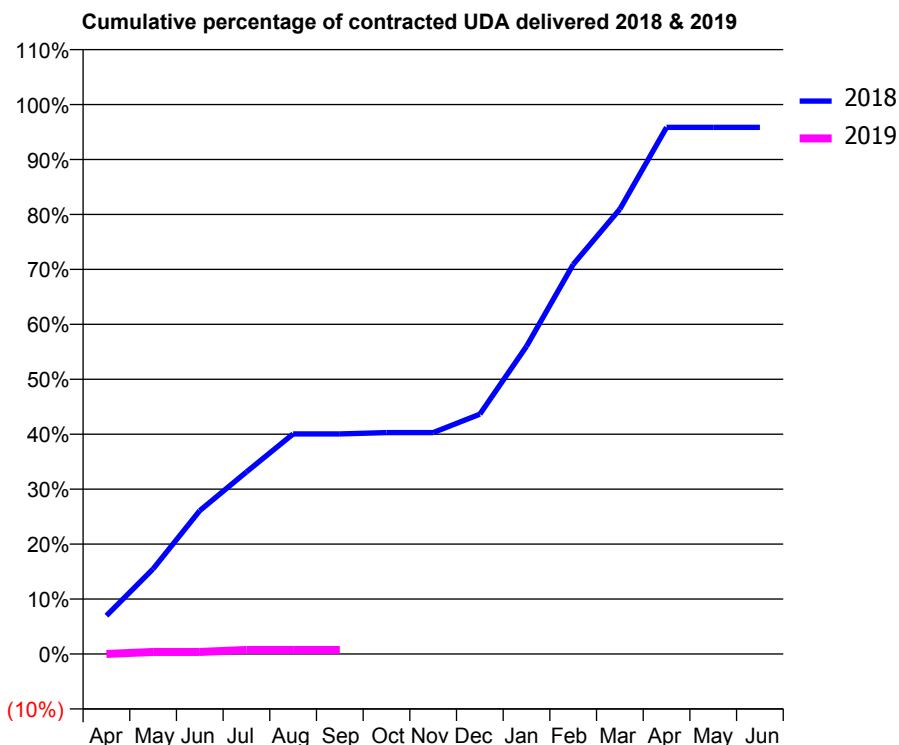
18/19 Contracted general activity (UDA)	811
Carry forward general activity (UDA)	0
18/19 Contracted orthodontic activity (UOA)	0
Carry forward orthodontic activity (UOA)	0
Baseline contract value	£19,310.98

### ACCESS\*

Patients seen in 24 months	Total	Change since previous quarter
Quarter ending September 2017	286	
Quarter ending December 2017	204	↓
Quarter ending March 2018	291	↑
Quarter ending June 2018	249	↓
Quarter ending September 2018	171	↓
<b>Variance since September 2017</b>	<b>(40.2%)</b>	<b>↓</b>



### ACTIVITY



Month	Adjusted Scheduled Activity (UDA)	
	2018	2019
April	57	0
May	126	3
June	212	3
July	269	6
August	325	6
September	325	6
October	327	
November	327	
December	354	
January	454	
February	575	
March	657	
April	777	
May	777	
June	777	

### QUALITY

	Quantity	Base Number	Contract	AT	Region	England
% of FP17s for the same patient ID Re-attending within 3 months - Children	2	73	2.7%	11.2%	11.1%	11.6%
% of FP17s for the same patient ID Re-attending within 3 months - Adults	1	8	12.5%	14.8%	15.3%	15.5%
% of FP17s for the same patient ID Re-attending between 3 & 9 months - Children	1	73	1.4%	58.6%	61.1%	58.8%
% of FP17s for the same patient ID Re-attending between 3 & 9 months - Adults	3	8	37.5%	49.3%	52.3%	51.1%
% of FP17s for Band 1 Urgent Courses	0	2	0.0%	9.7%	9.5%	9.0%
% of FP17s Relating to Free Repair or Replacements	0	2	0.0%	0.7%	0.7%	0.8%
% of FP17s Relating to Continuations	0	2	0.0%	0.6%	0.8%	0.9%
% of Patients satisfied with the dentistry they have received	0	0	N/A	95.6%	93.6%	93.3%
% of Patients satisfied with the time they had to wait for an appointment	0	0	N/A	88.8%	88.8%	88.9%

\* This is based on patients treated on this contract for their most recent course of treatment. Figures in italics indicate the base number of FP17s or Patient Questionnaire responses are less than 100. N/A is shown where the base number of responses is less than 10 during the period. % is calculated as Quantity/Base number\*100

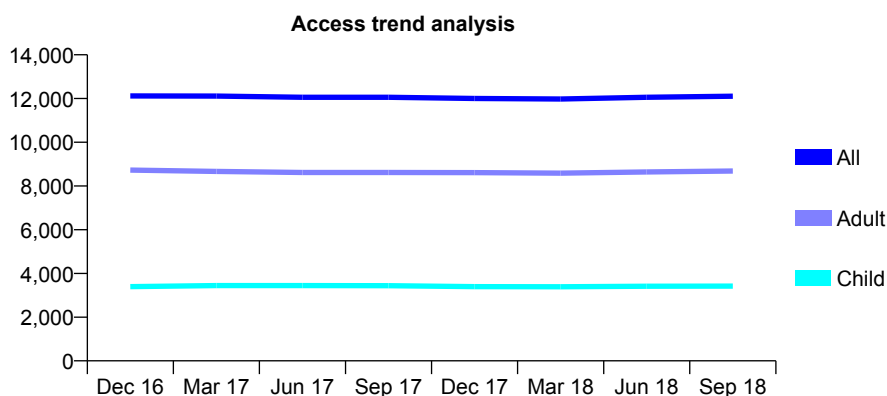
## Q69 - Vital Signs At a Glance Contract Report for 115622/0001 - September 2018

Name or company name	Greytown Dental Practice
Contract type name	GDS Contract
Purpose of contract	General
Contract start date	01/04/2006
Contract end date	

18/19 Contracted general activity (UDA)	35,605
Carry forward general activity (UDA)	1,297
18/19 Contracted orthodontic activity (UOA)	0
Carry forward orthodontic activity (UOA)	0
Baseline contract value	£866,248.13

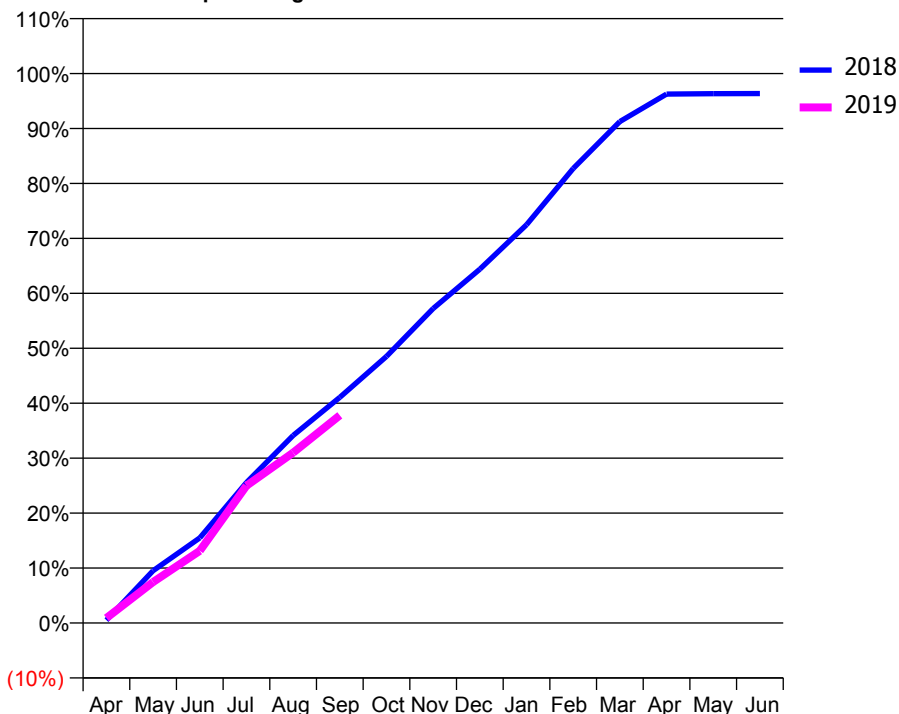
### ACCESS\*

Patients seen in 24 months	Total	Change since previous quarter
Quarter ending September 2017	12,055	
Quarter ending December 2017	12,002	→
Quarter ending March 2018	11,976	→
Quarter ending June 2018	12,055	→
Quarter ending September 2018	12,105	→
<b>Variance since September 2017</b>	<b>0.4%</b>	<b>→</b>



### ACTIVITY

**Cumulative percentage of contracted UDA delivered 2018 & 2019**



Month	Adjusted Scheduled Activity (UDA)	
	2018	2019
April	189	320
May	3,393	2,660
June	5,519	4,678
July	9,106	8,892
August	12,150	11,036
September	14,622	13,457
October	17,276	
November	20,380	
December	22,923	
January	25,801	
February	29,451	
March	32,488	
April	34,272	
May	34,298	
June	34,307	

### QUALITY

	Quantity	Base Number	Contract	AT	Region	England
% of FP17s for the same patient ID Re-attending within 3 months - Children	153	2,924	5.2%	11.2%	11.1%	11.6%
% of FP17s for the same patient ID Re-attending within 3 months - Adults	632	6,147	10.3%	14.8%	15.3%	15.5%
% of FP17s for the same patient ID Re-attending between 3 & 9 months - Children	1,957	2,924	66.9%	58.6%	61.1%	58.8%
% of FP17s for the same patient ID Re-attending between 3 & 9 months - Adults	3,320	6,147	54.0%	49.3%	52.3%	51.1%
% of FP17s for Band 1 Urgent Courses	685	8,054	8.5%	9.7%	9.5%	9.0%
% of FP17s Relating to Free Repair or Replacements	48	8,054	0.6%	0.7%	0.7%	0.8%
% of FP17s Relating to Continuations	16	8,054	0.2%	0.6%	0.8%	0.9%
% of Patients satisfied with the dentistry they have received	8	8	N/A	95.6%	93.6%	93.3%
% of Patients satisfied with the time they had to wait for an appointment	8	8	N/A	88.8%	88.8%	88.9%

\* This is based on patients treated on this contract for their most recent course of treatment. Figures in italics indicate the base number of FP17s or Patient Questionnaire responses are less than 100. N/A is shown where the base number of responses is less than 10 during the period. % is calculated as Quantity/Base number\*100



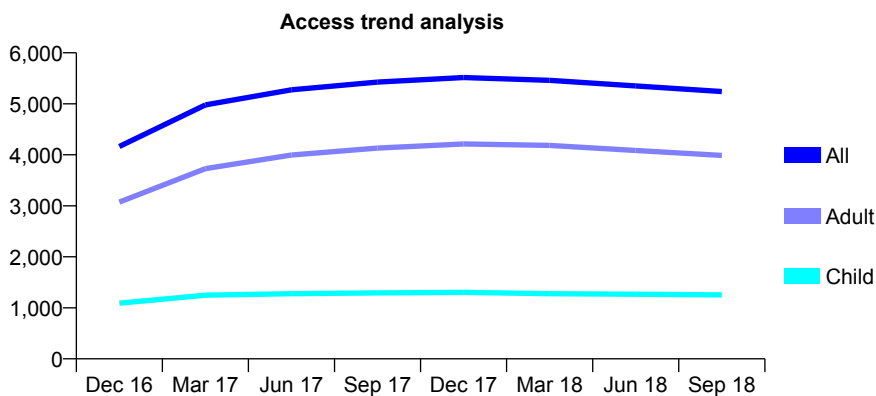
## Q69 - Vital Signs At a Glance Contract Report for 116955/0001 - September 2018

Name or company name	The Morgan Clinic - Henley
Contract type name	GDS Contract
Purpose of contract	General
Contract start date	01/11/2015
Contract end date	

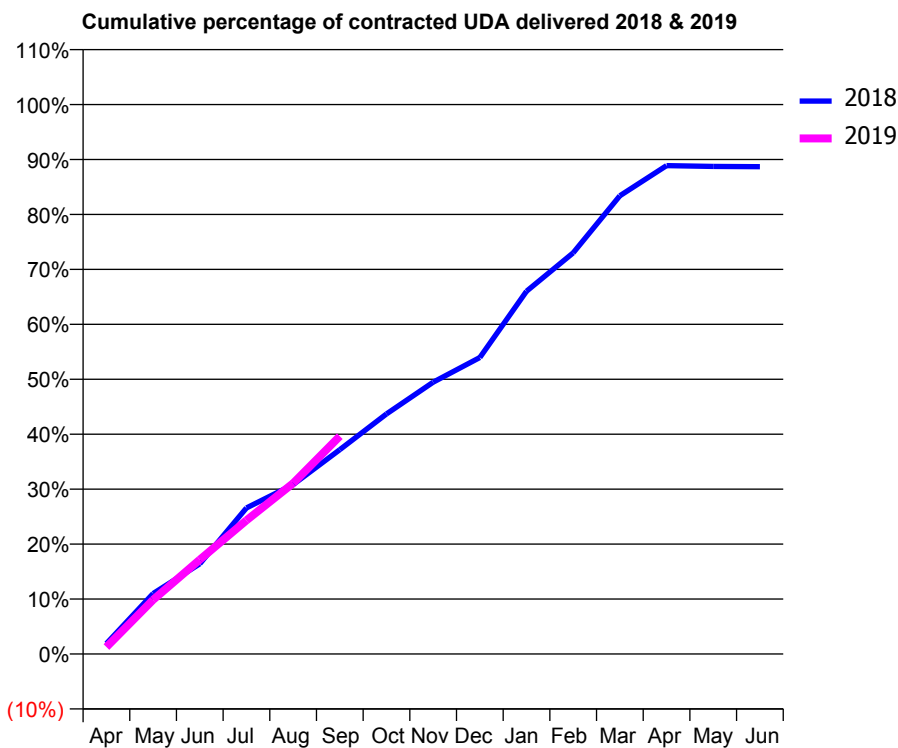
18/19 Contracted general activity (UDA)	21,364
Carry forward general activity (UDA)	0
18/19 Contracted orthodontic activity (UOA)	0
Carry forward orthodontic activity (UOA)	0
Baseline contract value	£597,045.46

### ACCESS\*

Patients seen in 24 months	Total	Change since previous quarter
Quarter ending September 2017	5,427	
Quarter ending December 2017	5,514	→
Quarter ending March 2018	5,461	→
Quarter ending June 2018	5,351	↓
Quarter ending September 2018	5,240	↓
<b>Variance since September 2017</b>	<b>(3.4%)</b>	<b>↓</b>



### ACTIVITY



Month	Adjusted Scheduled Activity (UDA)	
	2018	2019
April	405	270
May	2,349	2,109
June	3,507	3,666
July	5,679	5,197
August	6,589	6,640
September	7,945	8,468
October	9,335	
November	10,569	
December	11,529	
January	14,105	
February	15,597	
March	17,815	
April	18,986	
May	18,956	
June	18,944	

### QUALITY

	Quantity	Base Number	Contract	AT	Region	England
% of FP17s for the same patient ID Re-attending within 3 months - Children	82	971	8.4%	11.2%	11.1%	11.6%
% of FP17s for the same patient ID Re-attending within 3 months - Adults	447	2,661	16.8%	14.8%	15.3%	15.5%
% of FP17s for the same patient ID Re-attending between 3 & 9 months - Children	590	971	60.8%	58.6%	61.1%	58.8%
% of FP17s for the same patient ID Re-attending between 3 & 9 months - Adults	1,369	2,661	51.4%	49.3%	52.3%	51.1%
% of FP17s for Band 1 Urgent Courses	340	3,301	10.3%	9.7%	9.5%	9.0%
% of FP17s Relating to Free Repair or Replacements	35	3,301	1.1%	0.7%	0.7%	0.8%
% of FP17s Relating to Continuations	11	3,301	0.3%	0.6%	0.8%	0.9%
% of Patients satisfied with the dentistry they have received	1	1	N/A	95.6%	93.6%	93.3%
% of Patients satisfied with the time they had to wait for an appointment	0	1	N/A	88.8%	88.8%	88.9%

\* This is based on patients treated on this contract for their most recent course of treatment. Figures in italics indicate the base number of FP17s or Patient Questionnaire responses are less than 100. N/A is shown where the base number of responses is less than 10 during the period. % is calculated as Quantity/Base number\*100

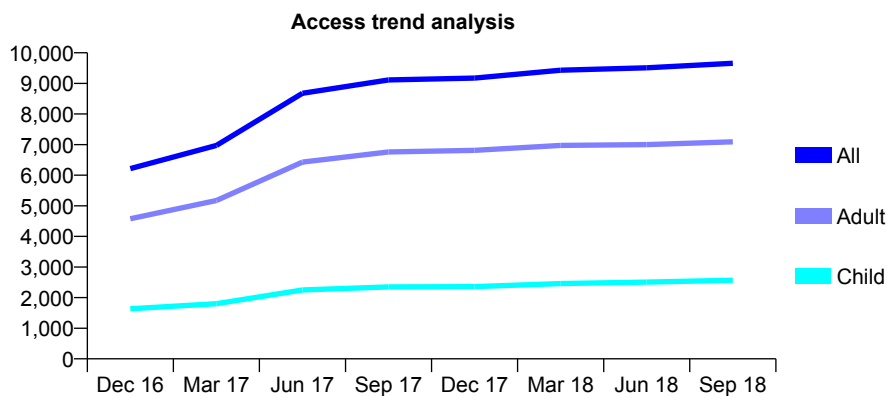
## Q69 - Vital Signs At a Glance Contract Report for 117625/0001 - September 2018

Name or company name	The Morgan Clinic - Maidenhead
Contract type name	GDS Contract
Purpose of contract	General
Contract start date	01/11/2015
Contract end date	

18/19 Contracted general activity (UDA)	24,408
Carry forward general activity (UDA)	0
18/19 Contracted orthodontic activity (UOA)	0
Carry forward orthodontic activity (UOA)	0
Baseline contract value	£680,666.53

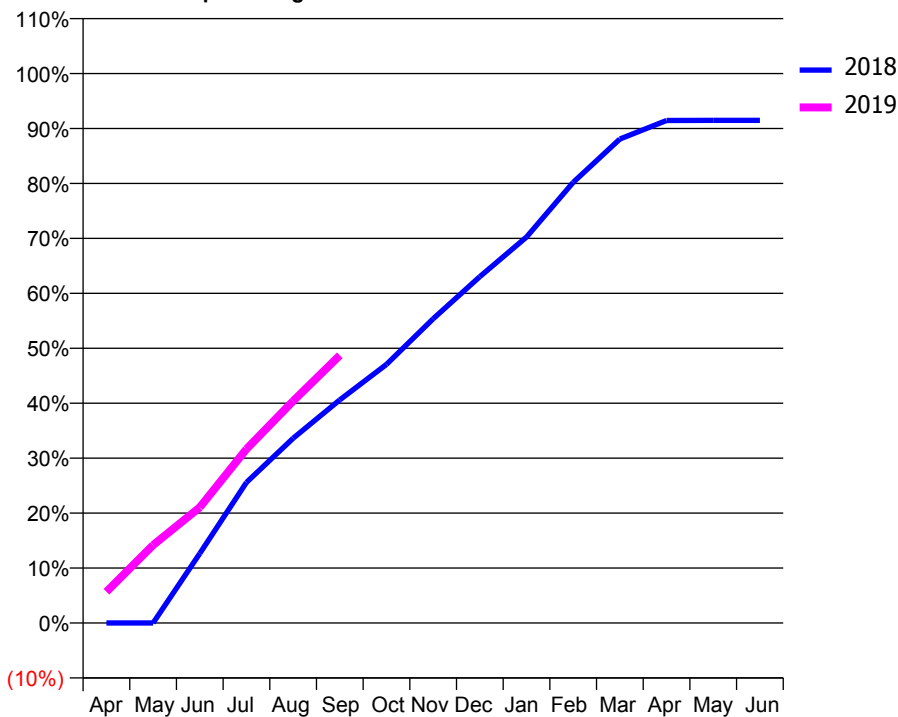
### ACCESS\*

Patients seen in 24 months	Total	Change since previous quarter
Quarter ending September 2017	9,112	
Quarter ending December 2017	9,173	→
Quarter ending March 2018	9,432	↑
Quarter ending June 2018	9,508	→
Quarter ending September 2018	9,658	→
<b>Variance since September 2017</b>	<b>6.0%</b>	<b>↑</b>



### ACTIVITY

Cumulative percentage of contracted UDA delivered 2018 & 2019



Month	Adjusted Scheduled Activity (UDA)	
	2018	2019
April	0	1,390
May	0	3,464
June	3,086	5,141
July	6,248	7,726
August	8,207	9,861
September	9,913	11,889
October	11,490	
November	13,515	
December	15,383	
January	17,145	
February	19,574	
March	21,496	
April	22,321	
May	22,325	
June	22,329	

### QUALITY

	Quantity	Base Number	Contract	AT	Region	England
% of FP17s for the same patient ID Re-attending within 3 months - Children	157	2,182	7.2%	11.2%	11.1%	11.6%
% of FP17s for the same patient ID Re-attending within 3 months - Adults	613	4,811	12.7%	14.8%	15.3%	15.5%
% of FP17s for the same patient ID Re-attending between 3 & 9 months - Children	1,285	2,182	58.9%	58.6%	61.1%	58.8%
% of FP17s for the same patient ID Re-attending between 3 & 9 months - Adults	2,320	4,811	48.2%	49.3%	52.3%	51.1%
% of FP17s for Band 1 Urgent Courses	750	5,973	12.6%	9.7%	9.5%	9.0%
% of FP17s Relating to Free Repair or Replacements	48	5,973	0.8%	0.7%	0.7%	0.8%
% of FP17s Relating to Continuations	22	5,973	0.4%	0.6%	0.8%	0.9%
% of Patients satisfied with the dentistry they have received	6	6	N/A	95.6%	93.6%	93.3%
% of Patients satisfied with the time they had to wait for an appointment	6	6	N/A	88.8%	88.8%	88.9%

\* This is based on patients treated on this contract for their most recent course of treatment. Figures in italics indicate the base number of FP17s or Patient Questionnaire responses are less than 100. N/A is shown where the base number of responses is less than 10 during the period. % is calculated as Quantity/Base number\*100

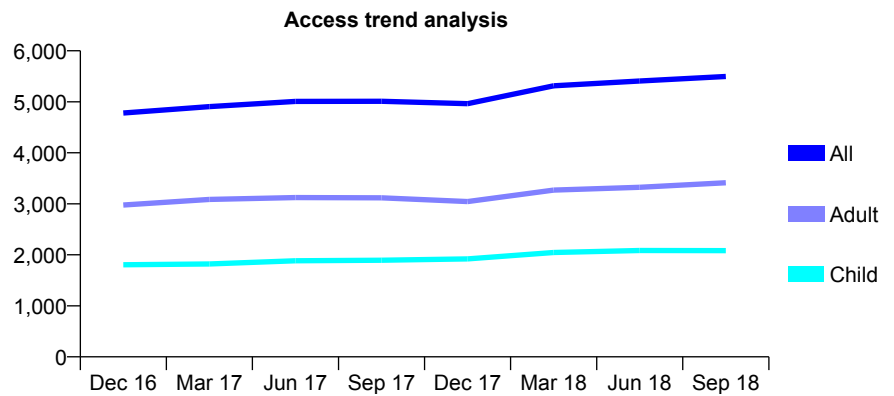
## Q69 - Vital Signs At a Glance Contract Report for 118710/0001 - September 2018

Name or company name	Smile Care Cippenham Ltd
Contract type name	GDS Contract
Purpose of contract	General
Contract start date	01/07/2013
Contract end date	

18/19 Contracted general activity (UDA)	9,893
Carry forward general activity (UDA)	-54
18/19 Contracted orthodontic activity (UOA)	0
Carry forward orthodontic activity (UOA)	0
Baseline contract value	£251,236.65

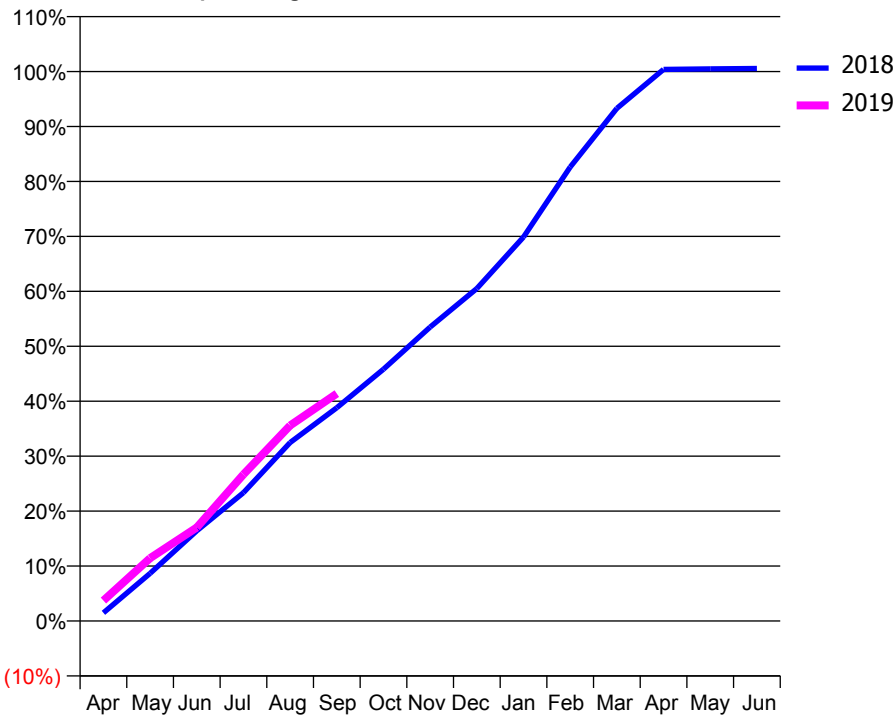
### ACCESS\*

Patients seen in 24 months	Total	Change since previous quarter
Quarter ending September 2017	5,011	
Quarter ending December 2017	4,964	→
Quarter ending March 2018	5,315	↑
Quarter ending June 2018	5,409	→
Quarter ending September 2018	5,497	→
<b>Variance since September 2017</b>	<b>9.7%</b>	<b>↑</b>



### ACTIVITY

Cumulative percentage of contracted UDA delivered 2018 & 2019



Month	Adjusted Scheduled Activity (UDA)	
	2018	2019
April	148	369
May	859	1,131
June	1,625	1,684
July	2,311	2,640
August	3,214	3,521
September	3,840	4,095
October	4,534	
November	5,291	
December	5,986	
January	6,913	
February	8,172	
March	9,229	
April	9,932	
May	9,941	
June	9,948	

### QUALITY

	Quantity	Base Number	Contract	AT	Region	England
% of FP17s for the same patient ID Re-attending within 3 months - Children	114	1,375	8.3%	11.2%	11.1%	11.6%
% of FP17s for the same patient ID Re-attending within 3 months - Adults	259	1,901	13.6%	14.8%	15.3%	15.5%
% of FP17s for the same patient ID Re-attending between 3 & 9 months - Children	678	1,375	49.3%	58.6%	61.1%	58.8%
% of FP17s for the same patient ID Re-attending between 3 & 9 months - Adults	709	1,901	37.3%	49.3%	52.3%	51.1%
% of FP17s for Band 1 Urgent Courses	348	2,155	16.1%	9.7%	9.5%	9.0%
% of FP17s Relating to Free Repair or Replacements	15	2,155	0.7%	0.7%	0.7%	0.8%
% of FP17s Relating to Continuations	4	2,155	0.2%	0.6%	0.8%	0.9%
% of Patients satisfied with the dentistry they have received	3	3	N/A	95.6%	93.6%	93.3%
% of Patients satisfied with the time they had to wait for an appointment	3	3	N/A	88.8%	88.8%	88.9%

\* This is based on patients treated on this contract for their most recent course of treatment. Figures in italics indicate the base number of FP17s or Patient Questionnaire responses are less than 100. N/A is shown where the base number of responses is less than 10 during the period. % is calculated as Quantity/Base number\*100

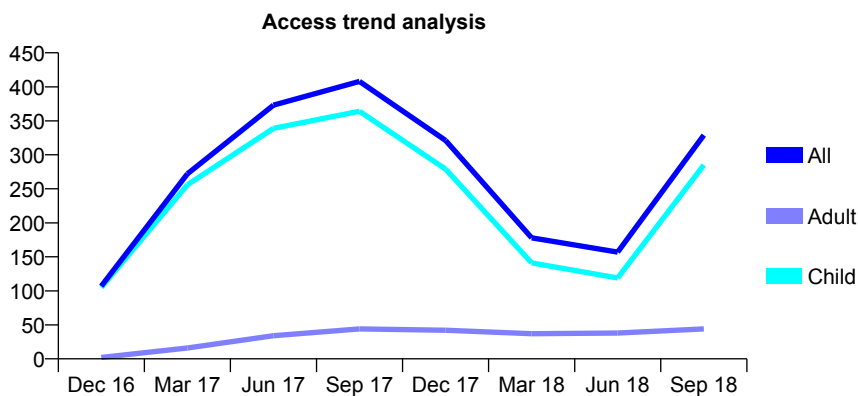
## Q69 - Vital Signs At a Glance Contract Report for 122297/0001 - September 2018

Name or company name	Makhani and Makhani
Contract type name	GDS Contract
Purpose of contract	General
Contract start date	01/04/2015
Contract end date	

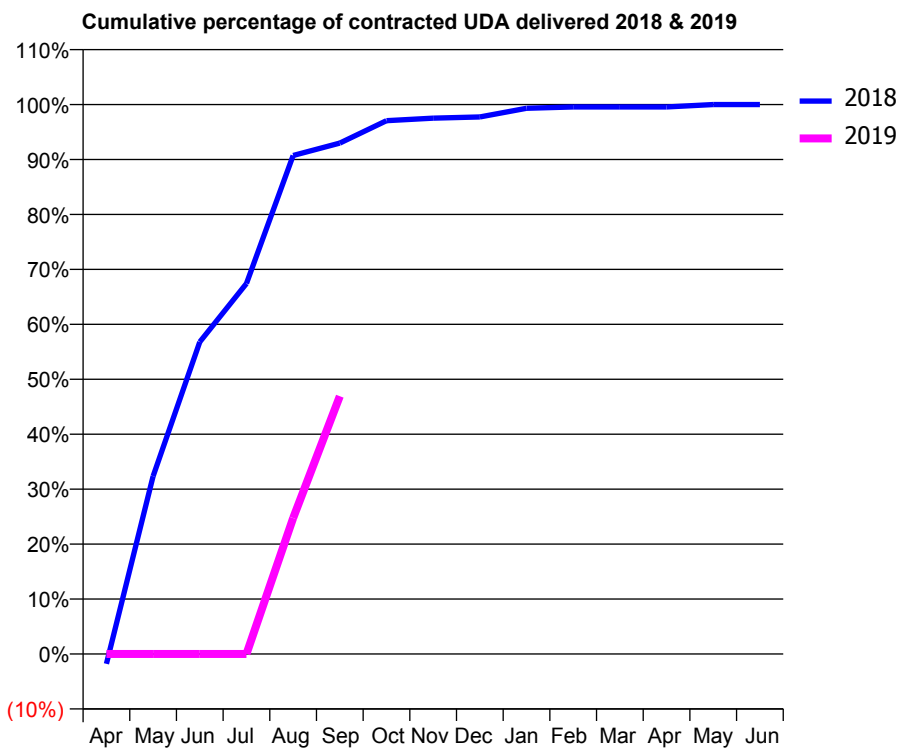
18/19 Contracted general activity (UDA)	442
Carry forward general activity (UDA)	0
18/19 Contracted orthodontic activity (UOA)	0
Carry forward orthodontic activity (UOA)	0
Baseline contract value	£9,233.84

### ACCESS\*

Patients seen in 24 months	Total	Change since previous quarter
Quarter ending September 2017	408	
Quarter ending December 2017	321	↓
Quarter ending March 2018	178	↓
Quarter ending June 2018	157	↓
Quarter ending September 2018	329	↑
<b>Variance since September 2017</b>	<b>(19.4%)</b>	<b>↓</b>



### ACTIVITY



Month	Adjusted Scheduled Activity (UDA)	
	2018	2019
April	-8	0
May	143	0
June	251	0
July	298	0
August	401	109
September	411	207
October	429	
November	431	
December	432	
January	439	
February	440	
March	440	
April	440	
May	442	
June	442	

### QUALITY

	Quantity	Base Number	Contract	AT	Region	England
% of FP17s for the same patient ID Re-attending within 3 months - Children	0	140	0.0%	11.2%	11.1%	11.6%
% of FP17s for the same patient ID Re-attending within 3 months - Adults	0	3	0.0%	14.8%	15.3%	15.5%
% of FP17s for the same patient ID Re-attending between 3 & 9 months - Children	0	140	0.0%	58.6%	61.1%	58.8%
% of FP17s for the same patient ID Re-attending between 3 & 9 months - Adults	0	3	0.0%	49.3%	52.3%	51.1%
% of FP17s for Band 1 Urgent Courses	2	140	1.4%	9.7%	9.5%	9.0%
% of FP17s Relating to Free Repair or Replacements	0	140	0.0%	0.7%	0.7%	0.8%
% of FP17s Relating to Continuations	0	140	0.0%	0.6%	0.8%	0.9%
% of Patients satisfied with the dentistry they have received	0	0	N/A	95.6%	93.6%	93.3%
% of Patients satisfied with the time they had to wait for an appointment	0	0	N/A	88.8%	88.8%	88.9%

\* This is based on patients treated on this contract for their most recent course of treatment. Figures in italics indicate the base number of FP17s or Patient Questionnaire responses are less than 100. N/A is shown where the base number of responses is less than 10 during the period. % is calculated as Quantity/Base number\*100

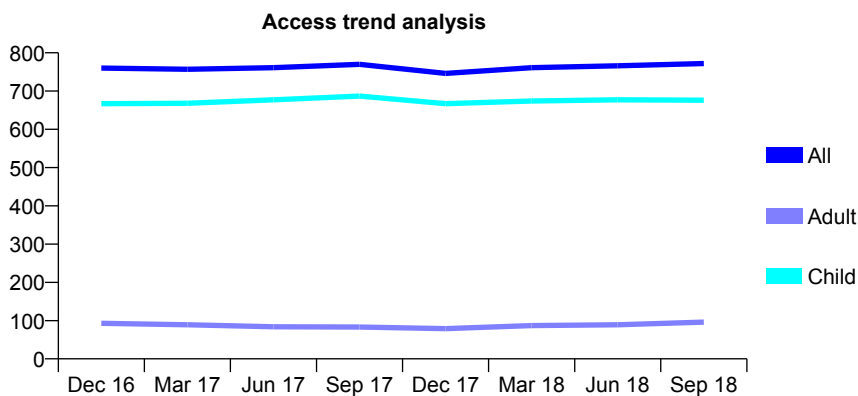
## Q69 - Vital Signs At a Glance Contract Report for 122645/0001 - September 2018

Name or company name	THEALE SURGERY LIMITED
Contract type name	GDS Contract
Purpose of contract	General
Contract start date	01/12/2010
Contract end date	

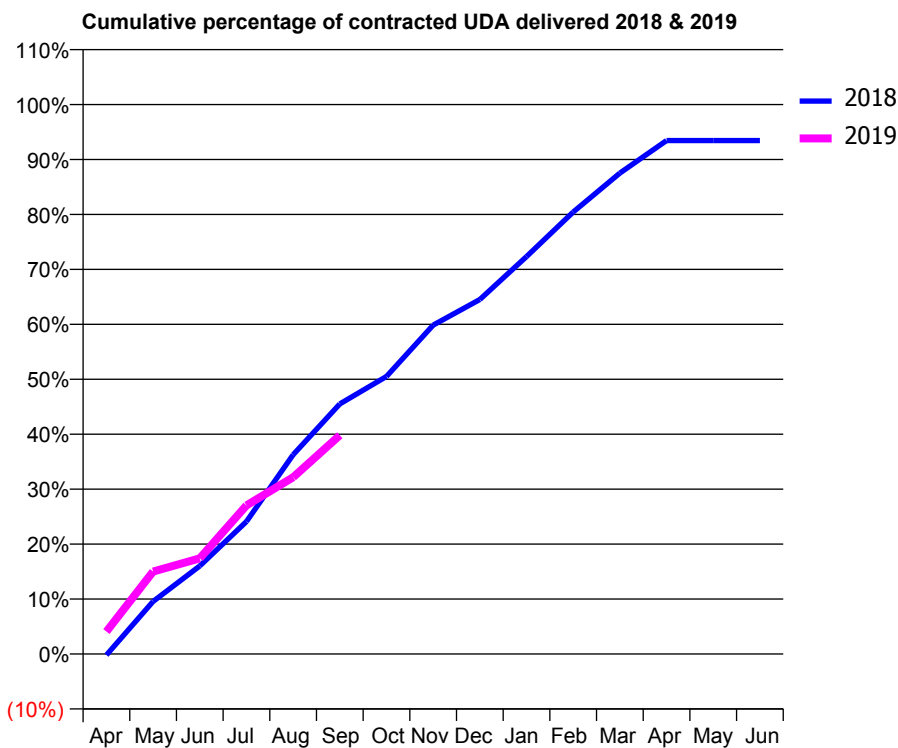
18/19 Contracted general activity (UDA)	2,000
Carry forward general activity (UDA)	0
18/19 Contracted orthodontic activity (UOA)	0
Carry forward orthodontic activity (UOA)	0
Baseline contract value	£42,759.53

### ACCESS\*

Patients seen in 24 months	Total	Change since previous quarter
Quarter ending September 2017	770	
Quarter ending December 2017	746	↓
Quarter ending March 2018	761	↑
Quarter ending June 2018	766	→
Quarter ending September 2018	772	→
<b>Variance since September 2017</b>	<b>0.3%</b>	<b>→</b>



### ACTIVITY



Adjusted Scheduled Activity (UDA)		
Month	2018	2019
April	-4	82
May	192	300
June	321	348
July	482	541
August	725	643
September	910	796
October	1,010	
November	1,197	
December	1,290	
January	1,447	
February	1,609	
March	1,750	
April	1,869	
May	1,869	
June	1,869	

### QUALITY

	Quantity	Base Number	Contract	AT	Region	England
% of FP17s for the same patient ID Re-attending within 3 months - Children	46	516	8.9%	11.2%	11.1%	11.6%
% of FP17s for the same patient ID Re-attending within 3 months - Adults	1	27	3.7%	14.8%	15.3%	15.5%
% of FP17s for the same patient ID Re-attending between 3 & 9 months - Children	292	516	56.6%	58.6%	61.1%	58.8%
% of FP17s for the same patient ID Re-attending between 3 & 9 months - Adults	14	27	51.9%	49.3%	52.3%	51.1%
% of FP17s for Band 1 Urgent Courses	26	477	5.5%	9.7%	9.5%	9.0%
% of FP17s Relating to Free Repair or Replacements	0	477	0.0%	0.7%	0.7%	0.8%
% of FP17s Relating to Continuations	0	477	0.0%	0.6%	0.8%	0.9%
% of Patients satisfied with the dentistry they have received	1	1	N/A	95.6%	93.6%	93.3%
% of Patients satisfied with the time they had to wait for an appointment	1	1	N/A	88.8%	88.8%	88.9%

\* This is based on patients treated on this contract for their most recent course of treatment. Figures in italics indicate the base number of FP17s or Patient Questionnaire responses are less than 100. N/A is shown where the base number of responses is less than 10 during the period. % is calculated as Quantity/Base number\*100

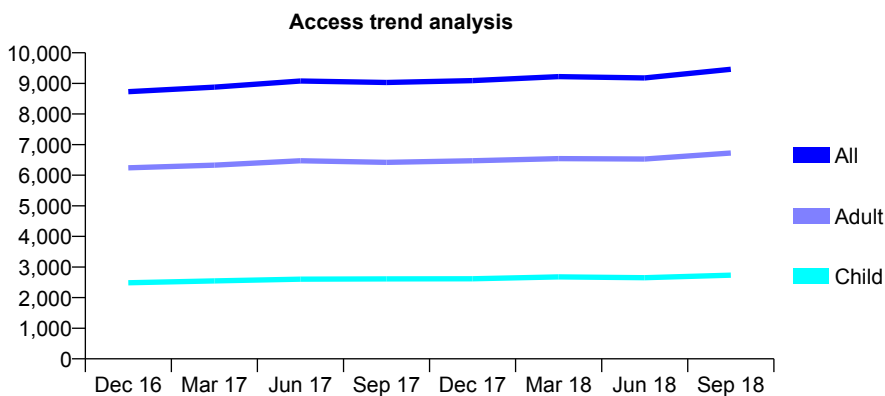
## Q69 - Vital Signs At a Glance Contract Report for 122866/0001 - September 2018

Name or company name	Puresmile Reading Limited
Contract type name	GDS Contract
Purpose of contract	General
Contract start date	01/04/2012
Contract end date	

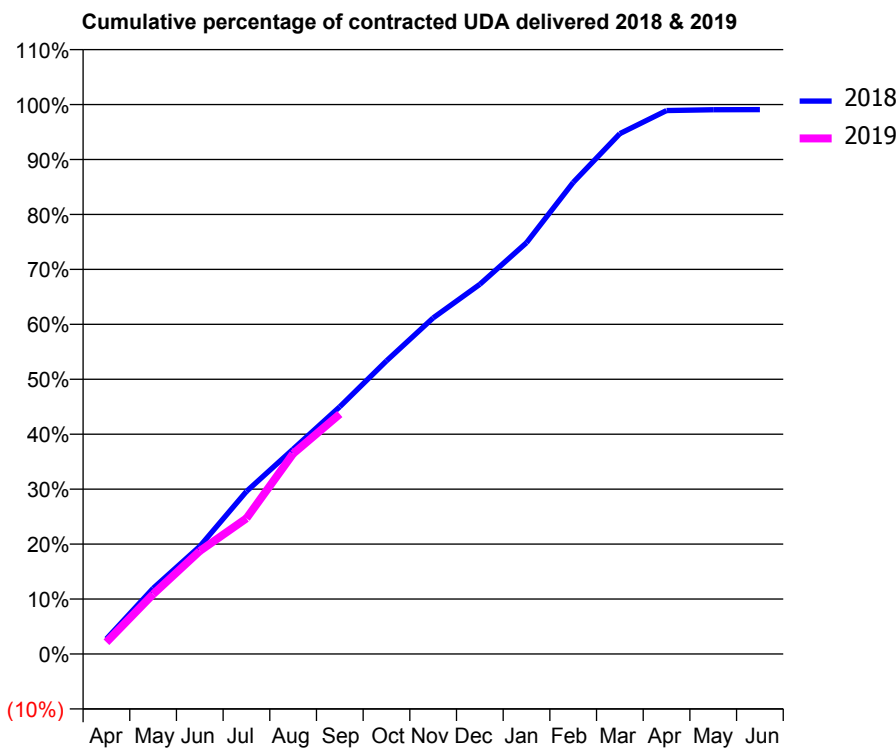
18/19 Contracted general activity (UDA)	29,025
Carry forward general activity (UDA)	283
18/19 Contracted orthodontic activity (UOA)	0
Carry forward orthodontic activity (UOA)	0
Baseline contract value	£728,254.91

### ACCESS\*

Patients seen in 24 months	Total	Change since previous quarter
Quarter ending September 2017	9,030	
Quarter ending December 2017	9,092	→
Quarter ending March 2018	9,221	→
Quarter ending June 2018	9,180	→
Quarter ending September 2018	9,461	↑
<b>Variance since September 2017</b>	<b>4.8%</b>	<b>↑</b>



### ACTIVITY



Adjusted Scheduled Activity (UDA)		
Month	2018	2019
April	830	625
May	3,610	3,159
June	5,918	5,443
July	8,935	7,164
August	11,256	10,584
September	13,586	12,678
October	16,108	
November	18,462	
December	20,313	
January	22,592	
February	25,907	
March	28,586	
April	29,851	
May	29,899	
June	29,902	

### QUALITY

	Quantity	Base Number	Contract	AT	Region	England
% of FP17s for the same patient ID Re-attending within 3 months - Children	139	1,794	7.7%	11.2%	11.1%	11.6%
% of FP17s for the same patient ID Re-attending within 3 months - Adults	438	3,402	12.9%	14.8%	15.3%	15.5%
% of FP17s for the same patient ID Re-attending between 3 & 9 months - Children	974	1,794	54.3%	58.6%	61.1%	58.8%
% of FP17s for the same patient ID Re-attending between 3 & 9 months - Adults	1,446	3,402	42.5%	49.3%	52.3%	51.1%
% of FP17s for Band 1 Urgent Courses	190	4,675	4.1%	9.7%	9.5%	9.0%
% of FP17s Relating to Free Repair or Replacements	66	4,675	1.4%	0.7%	0.7%	0.8%
% of FP17s Relating to Continuations	38	4,675	0.8%	0.6%	0.8%	0.9%
% of Patients satisfied with the dentistry they have received	7	8	N/A	95.6%	93.6%	93.3%
% of Patients satisfied with the time they had to wait for an appointment	6	8	N/A	88.8%	88.8%	88.9%

\* This is based on patients treated on this contract for their most recent course of treatment. Figures in italics indicate the base number of FP17s or Patient Questionnaire responses are less than 100. N/A is shown where the base number of responses is less than 10 during the period. % is calculated as Quantity/Base number\*100

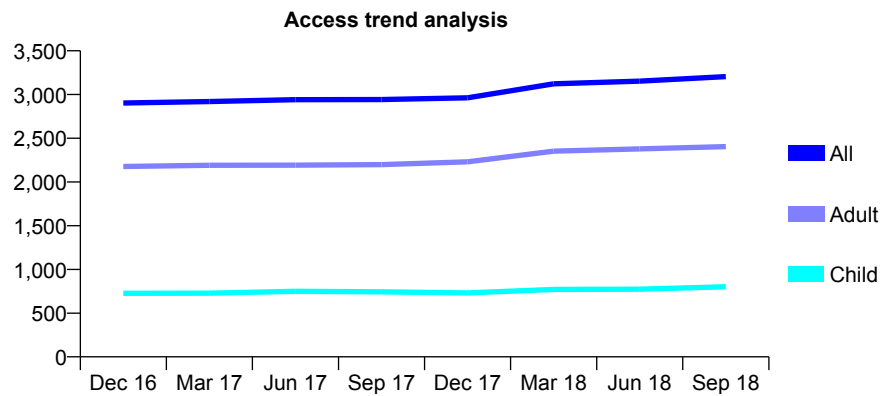
## Q69 - Vital Signs At a Glance Contract Report for 127051/0001 - September 2018

Name or company name	Sensura (UK) Limited
Contract type name	GDS Contract
Purpose of contract	General
Contract start date	01/04/2012
Contract end date	

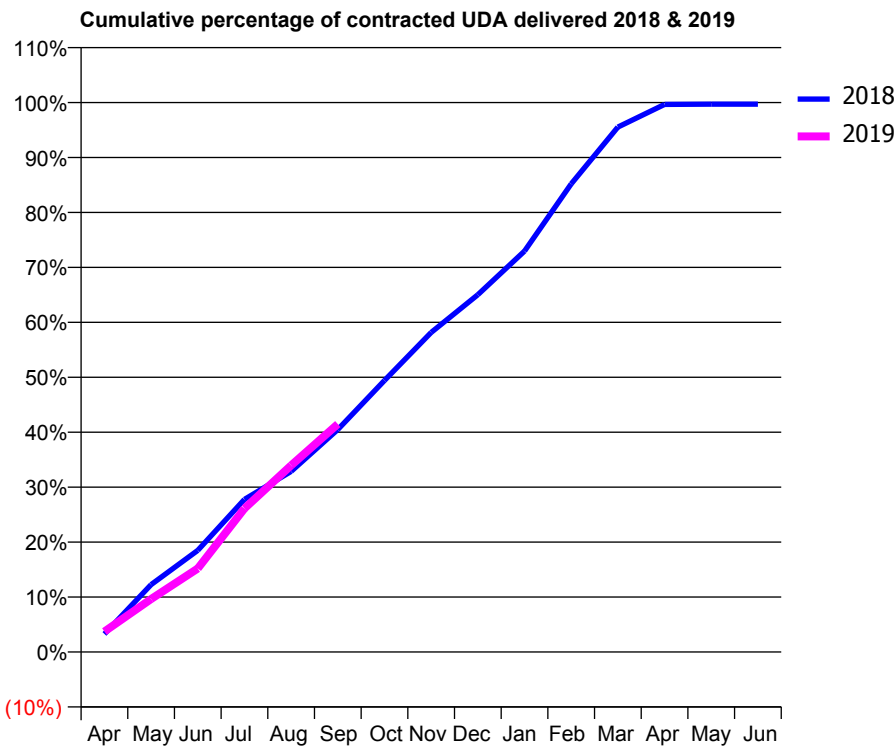
18/19 Contracted general activity (UDA)	11,300
Carry forward general activity (UDA)	35
18/19 Contracted orthodontic activity (UOA)	0
Carry forward orthodontic activity (UOA)	0
Baseline contract value	£293,702.23

### ACCESS\*

Patients seen in 24 months	Total	Change since previous quarter
Quarter ending September 2017	2,942	
Quarter ending December 2017	2,962	→
Quarter ending March 2018	3,123	↑
Quarter ending June 2018	3,153	→
Quarter ending September 2018	3,205	→
<b>Variance since September 2017</b>	<b>8.9%</b>	<b>↑</b>



### ACTIVITY



Month	Adjusted Scheduled Activity (UDA)	
	2018	2019
April	371	421
May	1,386	1,090
June	2,091	1,717
July	3,137	2,952
August	3,715	3,838
September	4,575	4,686
October	5,585	
November	6,573	
December	7,348	
January	8,243	
February	9,625	
March	10,795	
April	11,260	
May	11,265	
June	11,265	

### QUALITY

	Quantity	Base Number	Contract	AT	Region	England
% of FP17s for the same patient ID Re-attending within 3 months - Children	51	606	8.4%	11.2%	11.1%	11.6%
% of FP17s for the same patient ID Re-attending within 3 months - Adults	156	1,447	10.8%	14.8%	15.3%	15.5%
% of FP17s for the same patient ID Re-attending between 3 & 9 months - Children	319	606	52.6%	58.6%	61.1%	58.8%
% of FP17s for the same patient ID Re-attending between 3 & 9 months - Adults	670	1,447	46.3%	49.3%	52.3%	51.1%
% of FP17s for Band 1 Urgent Courses	148	1,881	7.9%	9.7%	9.5%	9.0%
% of FP17s Relating to Free Repair or Replacements	7	1,881	0.4%	0.7%	0.7%	0.8%
% of FP17s Relating to Continuations	9	1,881	0.5%	0.6%	0.8%	0.9%
% of Patients satisfied with the dentistry they have received	2	2	N/A	95.6%	93.6%	93.3%
% of Patients satisfied with the time they had to wait for an appointment	2	2	N/A	88.8%	88.8%	88.9%

\* This is based on patients treated on this contract for their most recent course of treatment. Figures in italics indicate the base number of FP17s or Patient Questionnaire responses are less than 100. N/A is shown where the base number of responses is less than 10 during the period. % is calculated as Quantity/Base number\*100



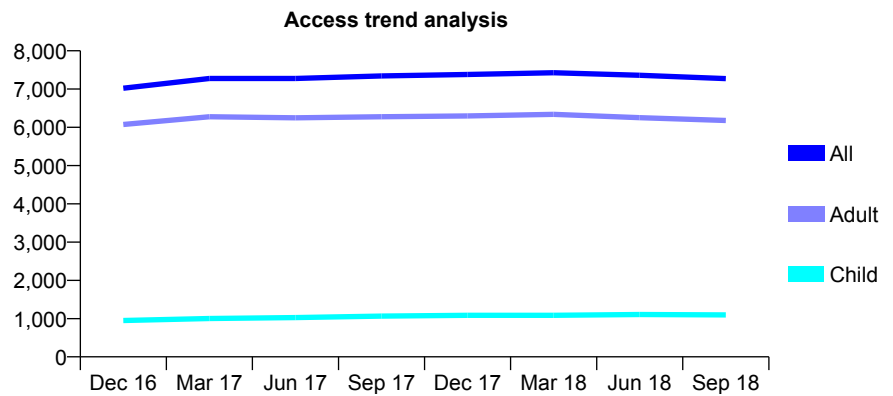
## Q69 - Vital Signs At a Glance Contract Report for 127558/0001 - September 2018

Name or company name	Friar Street Dental Surgery
Contract type name	GDS Contract
Purpose of contract	General
Contract start date	01/04/2013
Contract end date	

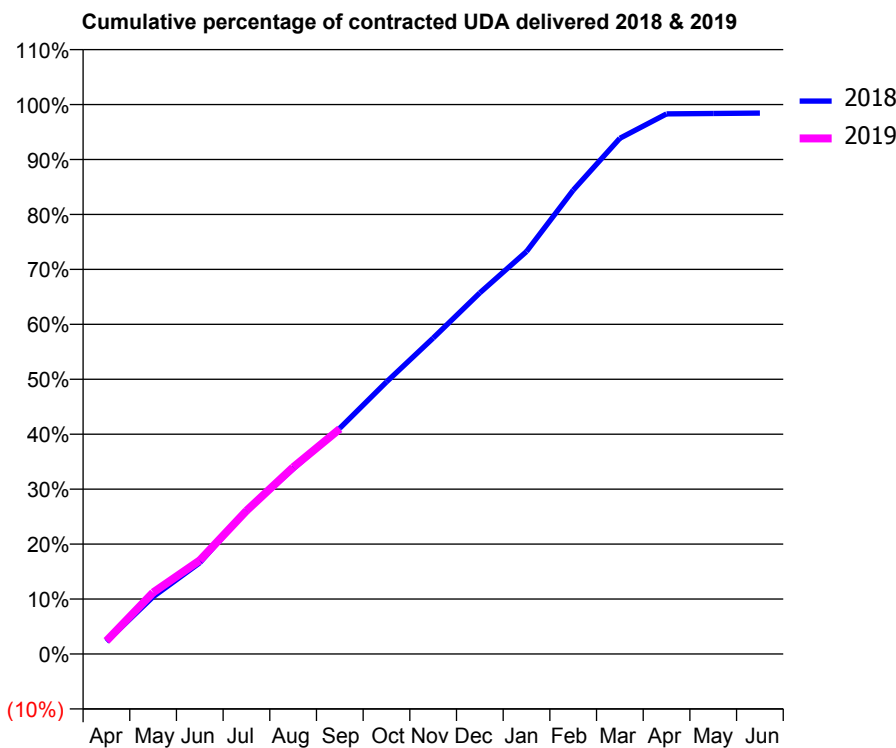
18/19 Contracted general activity (UDA)	22,041
Carry forward general activity (UDA)	359
18/19 Contracted orthodontic activity (UOA)	0
Carry forward orthodontic activity (UOA)	0
Baseline contract value	£491,446.71

### ACCESS\*

Patients seen in 24 months	Total	Change since previous quarter
Quarter ending September 2017	7,342	
Quarter ending December 2017	7,382	→
Quarter ending March 2018	7,427	→
Quarter ending June 2018	7,361	→
Quarter ending September 2018	7,274	↓
<b>Variance since September 2017</b>	<b>(0.9%)</b>	→



### ACTIVITY



Month	Adjusted Scheduled Activity (UDA)	
	2018	2019
April	520	525
May	2,390	2,466
June	3,808	3,757
July	5,990	5,746
August	7,724	7,490
September	9,418	9,032
October	11,352	
November	13,180	
December	15,069	
January	16,792	
February	19,350	
March	21,516	
April	22,533	
May	22,548	
June	22,564	

### QUALITY

	Quantity	Base Number	Contract	AT	Region	England
% of FP17s for the same patient ID Re-attending within 3 months - Children	83	816	10.2%	11.2%	11.1%	11.6%
% of FP17s for the same patient ID Re-attending within 3 months - Adults	432	3,761	11.5%	14.8%	15.3%	15.5%
% of FP17s for the same patient ID Re-attending between 3 & 9 months - Children	449	816	55.0%	58.6%	61.1%	58.8%
% of FP17s for the same patient ID Re-attending between 3 & 9 months - Adults	2,167	3,761	57.6%	49.3%	52.3%	51.1%
% of FP17s for Band 1 Urgent Courses	548	4,228	13.0%	9.7%	9.5%	9.0%
% of FP17s Relating to Free Repair or Replacements	31	4,228	0.7%	0.7%	0.7%	0.8%
% of FP17s Relating to Continuations	7	4,228	0.2%	0.6%	0.8%	0.9%
% of Patients satisfied with the dentistry they have received	4	4	N/A	95.6%	93.6%	93.3%
% of Patients satisfied with the time they had to wait for an appointment	4	4	N/A	88.8%	88.8%	88.9%

\* This is based on patients treated on this contract for their most recent course of treatment. Figures in italics indicate the base number of FP17s or Patient Questionnaire responses are less than 100. N/A is shown where the base number of responses is less than 10 during the period. % is calculated as Quantity/Base number\*100

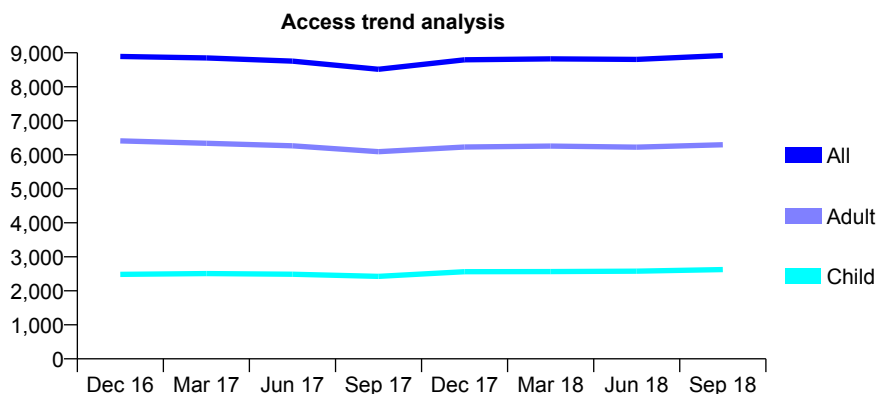
## Q69 - Vital Signs At a Glance Contract Report for 128163/0004 - September 2018

Name or company name	Aspire Dental Care Limited
Contract type name	PDS Plus Contract
Purpose of contract	General
Contract start date	10/12/2012
Contract end date	31/08/2020

18/19 Contracted general activity (UDA)	24,000
Carry forward general activity (UDA)	0
18/19 Contracted orthodontic activity (UOA)	0
Carry forward orthodontic activity (UOA)	0
Baseline contract value	£322,993.81

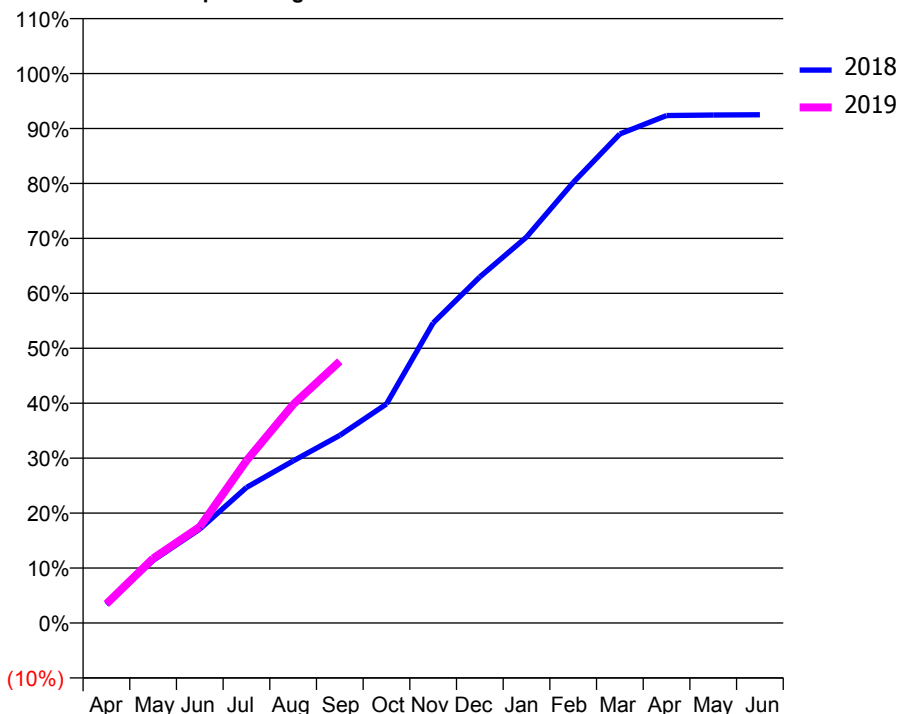
### ACCESS\*

Patients seen in 24 months	Total	Change since previous quarter
Quarter ending September 2017	8,517	
Quarter ending December 2017	8,794	↑
Quarter ending March 2018	8,821	→
Quarter ending June 2018	8,806	→
Quarter ending September 2018	8,919	→
<b>Variance since September 2017</b>	<b>4.7%</b>	<b>↑</b>



### ACTIVITY

Cumulative percentage of contracted UDA delivered 2018 & 2019



Adjusted Scheduled Activity (UDA)

Month	2018	2019
April	809	836
May	2,732	2,822
June	4,102	4,199
July	5,922	7,092
August	7,079	9,546
September	8,198	11,431
October	9,568	
November	13,107	
December	15,114	
January	16,856	
February	19,242	
March	21,362	
April	22,163	
May	22,186	
June	22,198	

### QUALITY

	Quantity	Base Number	Contract	AT	Region	England
% of FP17s for the same patient ID Re-attending within 3 months - Children	179	1,850	9.7%	11.2%	11.1%	11.6%
% of FP17s for the same patient ID Re-attending within 3 months - Adults	738	3,837	19.2%	14.8%	15.3%	15.5%
% of FP17s for the same patient ID Re-attending between 3 & 9 months - Children	908	1,850	49.1%	58.6%	61.1%	58.8%
% of FP17s for the same patient ID Re-attending between 3 & 9 months - Adults	1,346	3,837	35.1%	49.3%	52.3%	51.1%
% of FP17s for Band 1 Urgent Courses	1,027	5,290	19.4%	9.7%	9.5%	9.0%
% of FP17s Relating to Free Repair or Replacements	21	5,290	0.4%	0.7%	0.7%	0.8%
% of FP17s Relating to Continuations	15	5,290	0.3%	0.6%	0.8%	0.9%
% of Patients satisfied with the dentistry they have received	5	5	N/A	95.6%	93.6%	93.3%
% of Patients satisfied with the time they had to wait for an appointment	4	5	N/A	88.8%	88.8%	88.9%

\* This is based on patients treated on this contract for their most recent course of treatment. Figures in italics indicate the base number of FP17s or Patient Questionnaire responses are less than 100. N/A is shown where the base number of responses is less than 10 during the period. % is calculated as Quantity/Base number\*100

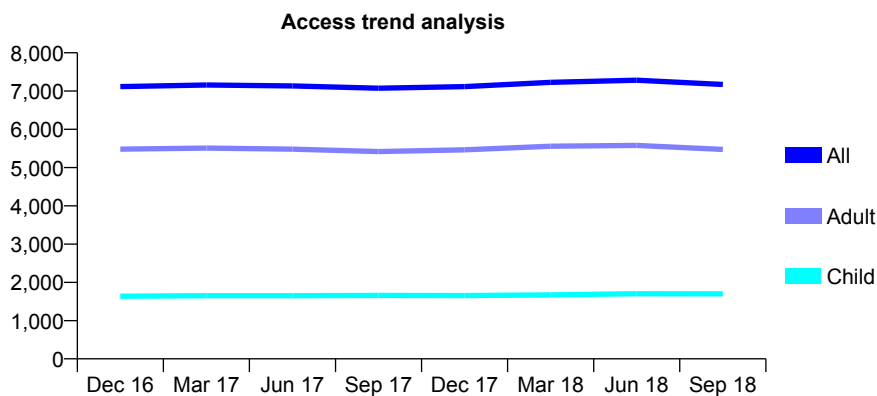
## Q69 - Vital Signs At a Glance Contract Report for 128244/0001 - September 2018

Name or company name	The Dental Surgery Burnham Ltd
Contract type name	GDS Contract
Purpose of contract	General
Contract start date	01/04/2008
Contract end date	

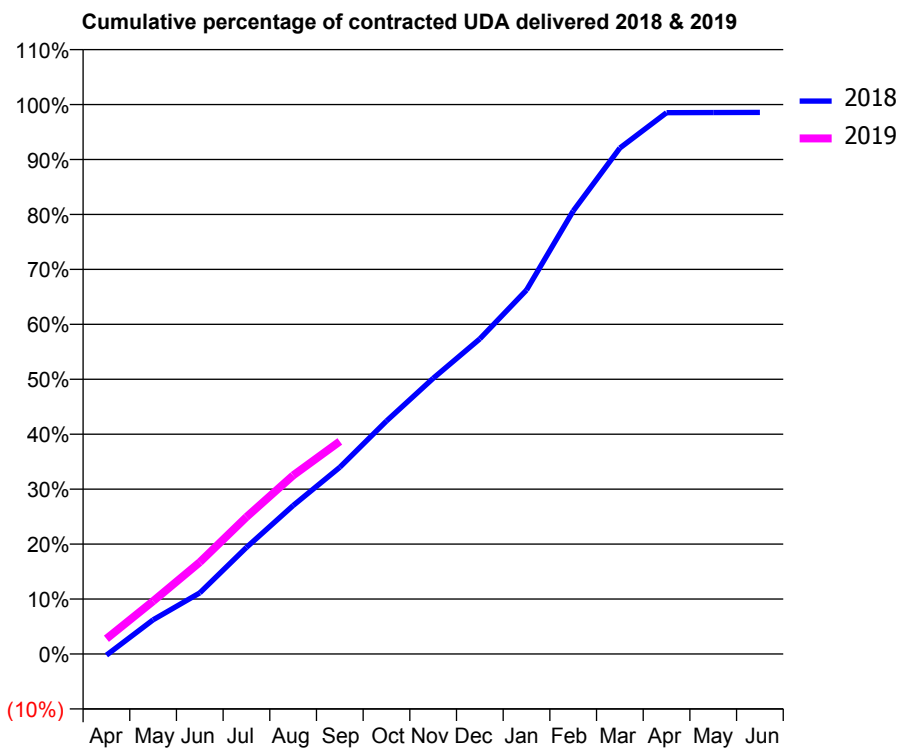
18/19 Contracted general activity (UDA)	18,494
Carry forward general activity (UDA)	267
18/19 Contracted orthodontic activity (UOA)	0
Carry forward orthodontic activity (UOA)	0
Baseline contract value	£446,544.39

### ACCESS\*

Patients seen in 24 months	Total	Change since previous quarter
Quarter ending September 2017	7,075	
Quarter ending December 2017	7,116	→
Quarter ending March 2018	7,227	→
Quarter ending June 2018	7,282	→
Quarter ending September 2018	7,173	↓
<b>Variance since September 2017</b>	<b>1.4%</b>	<b>→</b>



### ACTIVITY



Month	Adjusted Scheduled Activity (UDA)	
	2018	2019
April	-41	513
May	1,153	1,780
June	2,058	3,088
July	3,590	4,609
August	4,999	6,013
September	6,285	7,157
October	7,843	
November	9,281	
December	10,606	
January	12,249	
February	14,913	
March	17,032	
April	18,220	
May	18,221	
June	18,226	

### QUALITY

	Quantity	Base Number	Contract	AT	Region	England
% of FP17s for the same patient ID Re-attending within 3 months - Children	103	1,393	7.4%	11.2%	11.1%	11.6%
% of FP17s for the same patient ID Re-attending within 3 months - Adults	621	3,560	17.4%	14.8%	15.3%	15.5%
% of FP17s for the same patient ID Re-attending between 3 & 9 months - Children	867	1,393	62.2%	58.6%	61.1%	58.8%
% of FP17s for the same patient ID Re-attending between 3 & 9 months - Adults	1,671	3,560	46.9%	49.3%	52.3%	51.1%
% of FP17s for Band 1 Urgent Courses	244	3,696	6.6%	9.7%	9.5%	9.0%
% of FP17s Relating to Free Repair or Replacements	59	3,696	1.6%	0.7%	0.7%	0.8%
% of FP17s Relating to Continuations	29	3,696	0.8%	0.6%	0.8%	0.9%
% of Patients satisfied with the dentistry they have received	5	6	N/A	95.6%	93.6%	93.3%
% of Patients satisfied with the time they had to wait for an appointment	6	6	N/A	88.8%	88.8%	88.9%

\* This is based on patients treated on this contract for their most recent course of treatment. Figures in italics indicate the base number of FP17s or Patient Questionnaire responses are less than 100. N/A is shown where the base number of responses is less than 10 during the period. % is calculated as Quantity/Base number\*100

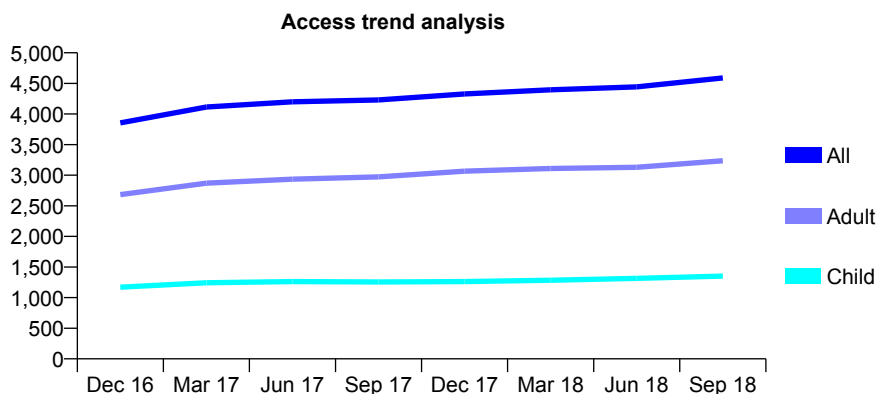
## Q69 - Vital Signs At a Glance Contract Report for 129038/0001 - September 2018

Name or company name	Oxfordshire Therapy Limited
Contract type name	GDS Contract
Purpose of contract	General
Contract start date	01/04/2014
Contract end date	

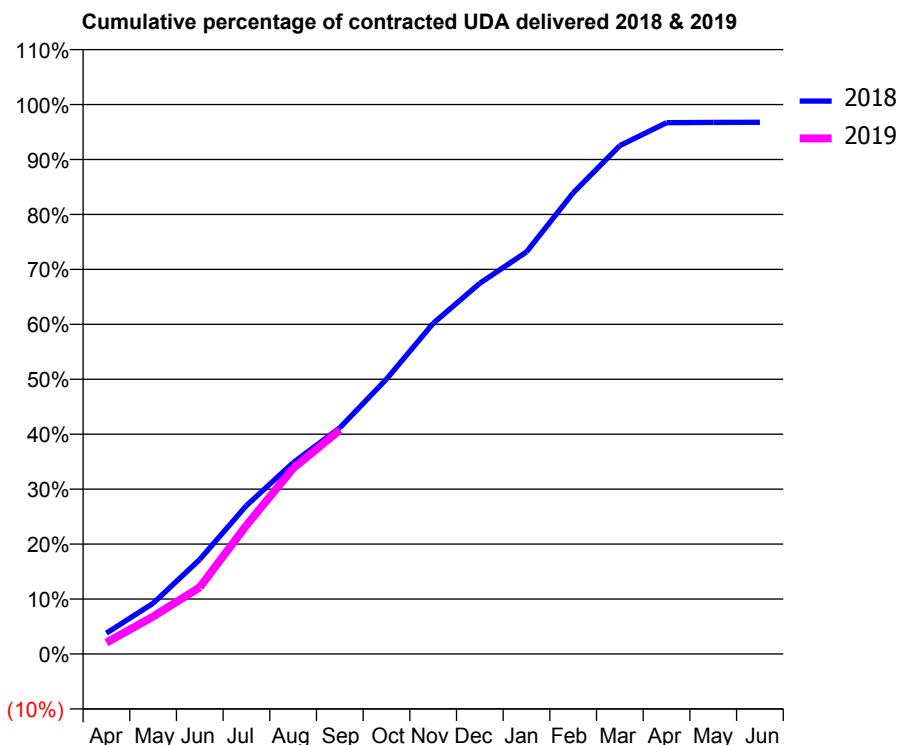
18/19 Contracted general activity (UDA)	12,500
Carry forward general activity (UDA)	404
18/19 Contracted orthodontic activity (UOA)	0
Carry forward orthodontic activity (UOA)	0
Baseline contract value	£304,288.58

### ACCESS\*

Patients seen in 24 months	Total	Change since previous quarter
Quarter ending September 2017	4,229	
Quarter ending December 2017	4,328	↑
Quarter ending March 2018	4,395	→
Quarter ending June 2018	4,444	→
Quarter ending September 2018	4,589	↑
<b>Variance since September 2017</b>	<b>8.5%</b>	<b>↑</b>



### ACTIVITY



Month	Adjusted Scheduled Activity (UDA)	
	2018	2019
April	473	260
May	1,156	850
June	2,153	1,519
July	3,378	2,930
August	4,353	4,225
September	5,146	5,094
October	6,254	
November	7,521	
December	8,433	
January	9,146	
February	10,490	
March	11,566	
April	12,086	
May	12,093	
June	12,096	

### QUALITY

	Quantity	Base Number	Contract	AT	Region	England
% of FP17s for the same patient ID Re-attending within 3 months - Children	98	1,248	7.9%	11.2%	11.1%	11.6%
% of FP17s for the same patient ID Re-attending within 3 months - Adults	310	2,437	12.7%	14.8%	15.3%	15.5%
% of FP17s for the same patient ID Re-attending between 3 & 9 months - Children	796	1,248	63.8%	58.6%	61.1%	58.8%
% of FP17s for the same patient ID Re-attending between 3 & 9 months - Adults	1,496	2,437	61.4%	49.3%	52.3%	51.1%
% of FP17s for Band 1 Urgent Courses	311	3,348	9.3%	9.7%	9.5%	9.0%
% of FP17s Relating to Free Repair or Replacements	11	3,348	0.3%	0.7%	0.7%	0.8%
% of FP17s Relating to Continuations	26	3,348	0.8%	0.6%	0.8%	0.9%
% of Patients satisfied with the dentistry they have received	1	1	N/A	95.6%	93.6%	93.3%
% of Patients satisfied with the time they had to wait for an appointment	1	1	N/A	88.8%	88.8%	88.9%

\* This is based on patients treated on this contract for their most recent course of treatment. Figures in italics indicate the base number of FP17s or Patient Questionnaire responses are less than 100. N/A is shown where the base number of responses is less than 10 during the period. % is calculated as Quantity/Base number\*100

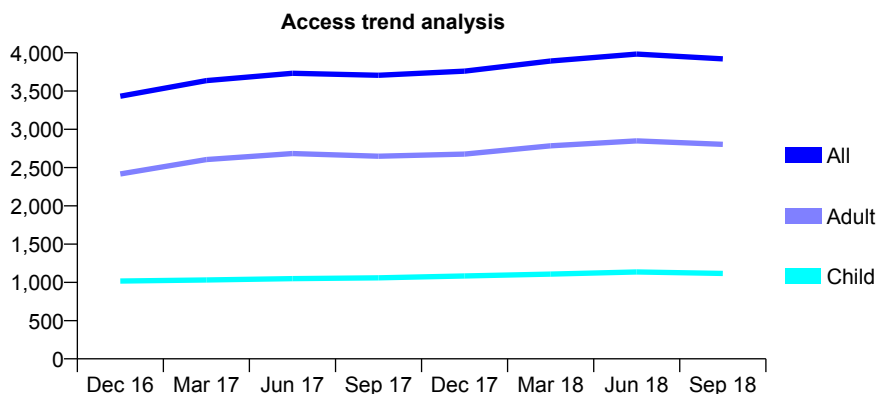
## Q69 - Vital Signs At a Glance Contract Report for 129917/0001 - September 2018

Name or company name	Ash Tree House Dental
Contract type name	GDS Contract
Purpose of contract	General
Contract start date	21/08/2012
Contract end date	

18/19 Contracted general activity (UDA)	5,800
Carry forward general activity (UDA)	-3
18/19 Contracted orthodontic activity (UOA)	0
Carry forward orthodontic activity (UOA)	0
Baseline contract value	£127,734.27

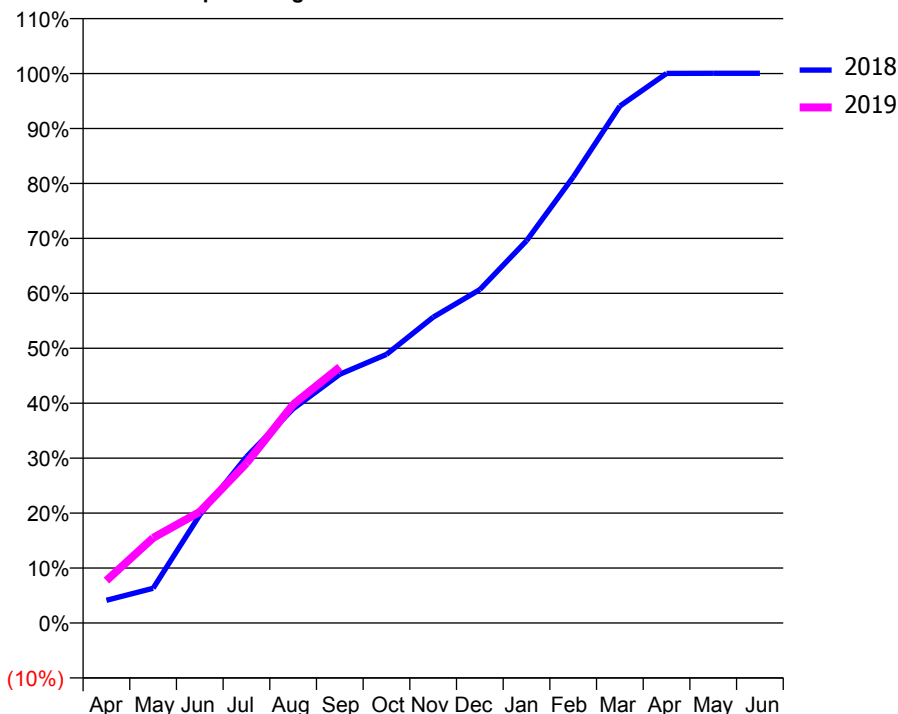
### ACCESS\*

Patients seen in 24 months	Total	Change since previous quarter
Quarter ending September 2017	3,706	
Quarter ending December 2017	3,760	→
Quarter ending March 2018	3,893	↑
Quarter ending June 2018	3,984	↑
Quarter ending September 2018	3,921	↓
<b>Variance since September 2017</b>	<b>5.8%</b>	<b>↑</b>



### ACTIVITY

Cumulative percentage of contracted UDA delivered 2018 & 2019



Adjusted Scheduled Activity (UDA)

Month	2018	2019
April	263	448
May	403	899
June	1,256	1,174
July	1,930	1,687
August	2,487	2,307
September	2,889	2,701
October	3,119	
November	3,550	
December	3,871	
January	4,438	
February	5,178	
March	6,002	
April	6,381	
May	6,383	
June	6,383	

### QUALITY

	Quantity	Base Number	Contract	AT	Region	England
% of FP17s for the same patient ID Re-attending within 3 months - Children	67	919	7.3%	11.2%	11.1%	11.6%
% of FP17s for the same patient ID Re-attending within 3 months - Adults	203	1,475	13.8%	14.8%	15.3%	15.5%
% of FP17s for the same patient ID Re-attending between 3 & 9 months - Children	600	919	65.3%	58.6%	61.1%	58.8%
% of FP17s for the same patient ID Re-attending between 3 & 9 months - Adults	587	1,475	39.8%	49.3%	52.3%	51.1%
% of FP17s for Band 1 Urgent Courses	161	1,645	9.8%	9.7%	9.5%	9.0%
% of FP17s Relating to Free Repair or Replacements	16	1,645	1.0%	0.7%	0.7%	0.8%
% of FP17s Relating to Continuations	7	1,645	0.4%	0.6%	0.8%	0.9%
% of Patients satisfied with the dentistry they have received	1	1	N/A	95.6%	93.6%	93.3%
% of Patients satisfied with the time they had to wait for an appointment	1	1	N/A	88.8%	88.8%	88.9%

\* This is based on patients treated on this contract for their most recent course of treatment. Figures in italics indicate the base number of FP17s or Patient Questionnaire responses are less than 100. N/A is shown where the base number of responses is less than 10 during the period. % is calculated as Quantity/Base number\*100

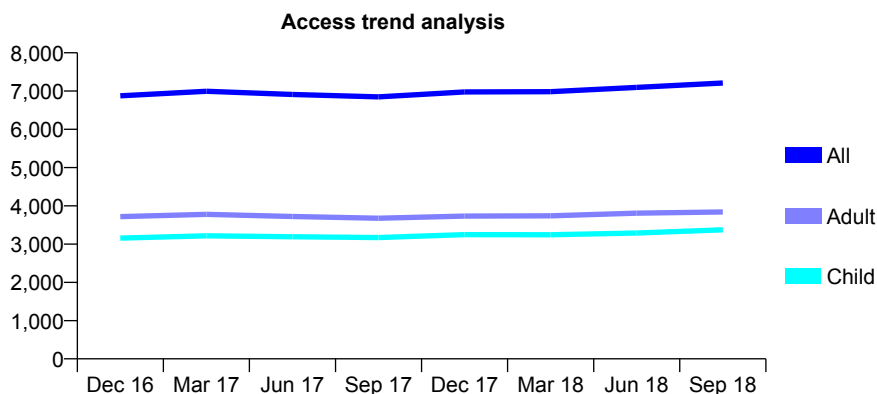
## Q69 - Vital Signs At a Glance Contract Report for 130230/0001 - September 2018

Name or company name	WEXHAM ROAD DENTAL SURGERY LTD
Contract type name	GDS Contract
Purpose of contract	General
Contract start date	04/04/2008
Contract end date	

18/19 Contracted general activity (UDA)	16,630
Carry forward general activity (UDA)	0
18/19 Contracted orthodontic activity (UOA)	0
Carry forward orthodontic activity (UOA)	0
Baseline contract value	£540,751.72

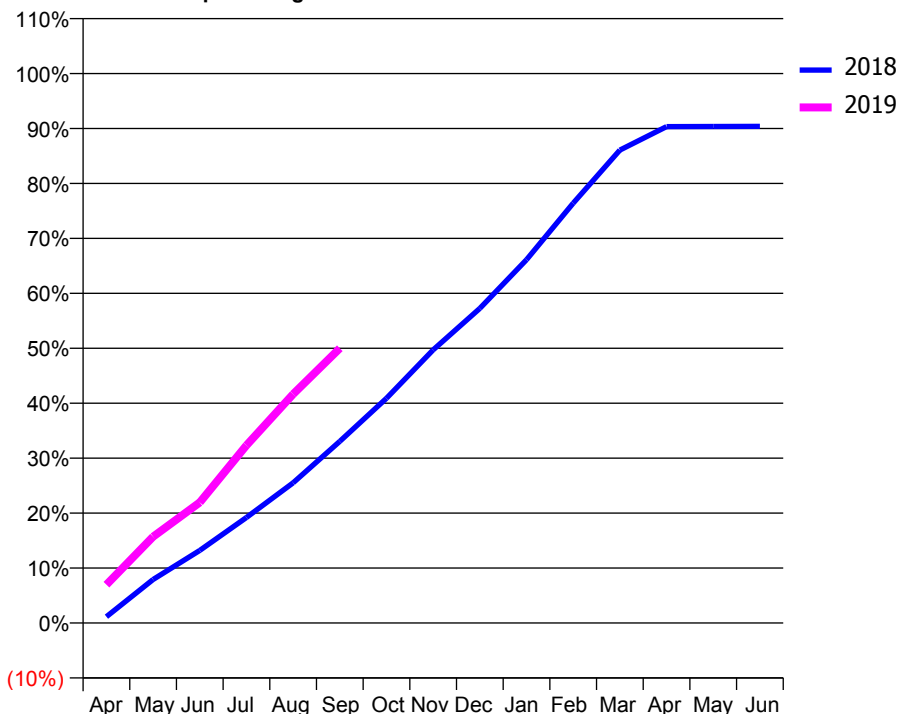
### ACCESS\*

Patients seen in 24 months	Total	Change since previous quarter
Quarter ending September 2017	6,847	
Quarter ending December 2017	6,978	→
Quarter ending March 2018	6,984	→
Quarter ending June 2018	7,097	→
Quarter ending September 2018	7,211	→
<b>Variance since September 2017</b>	<b>5.3%</b>	<b>↑</b>



### ACTIVITY

Cumulative percentage of contracted UDA delivered 2018 & 2019



Adjusted Scheduled Activity (UDA)

Month	2018	2019
April	193	1,162
May	1,317	2,611
June	2,199	3,652
July	3,194	5,376
August	4,242	6,929
September	5,499	8,317
October	6,800	
November	8,267	
December	9,523	
January	10,996	
February	12,708	
March	14,314	
April	15,022	
May	15,028	
June	15,029	

### QUALITY

	Quantity	Base Number	Contract	AT	Region	England
% of FP17s for the same patient ID Re-attending within 3 months - Children	285	2,301	12.4%	11.2%	11.1%	11.6%
% of FP17s for the same patient ID Re-attending within 3 months - Adults	452	2,091	21.6%	14.8%	15.3%	15.5%
% of FP17s for the same patient ID Re-attending between 3 & 9 months - Children	902	2,301	39.2%	58.6%	61.1%	58.8%
% of FP17s for the same patient ID Re-attending between 3 & 9 months - Adults	601	2,091	28.7%	49.3%	52.3%	51.1%
% of FP17s for Band 1 Urgent Courses	630	3,786	16.6%	9.7%	9.5%	9.0%
% of FP17s Relating to Free Repair or Replacements	12	3,786	0.3%	0.7%	0.7%	0.8%
% of FP17s Relating to Continuations	26	3,786	0.7%	0.6%	0.8%	0.9%
% of Patients satisfied with the dentistry they have received	1	1	N/A	95.6%	93.6%	93.3%
% of Patients satisfied with the time they had to wait for an appointment	1	1	N/A	88.8%	88.8%	88.9%

\* This is based on patients treated on this contract for their most recent course of treatment. Figures in italics indicate the base number of FP17s or Patient Questionnaire responses are less than 100. N/A is shown where the base number of responses is less than 10 during the period. % is calculated as Quantity/Base number\*100

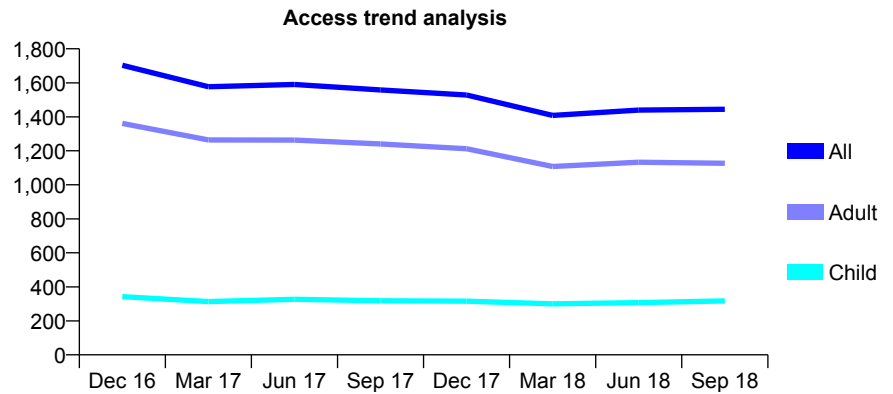
## Q69 - Vital Signs At a Glance Contract Report for 131539/0001 - September 2018

Name or company name	Eurodental Limited
Contract type name	GDS Contract
Purpose of contract	General
Contract start date	01/01/2009
Contract end date	

18/19 Contracted general activity (UDA)	8,541
Carry forward general activity (UDA)	0
18/19 Contracted orthodontic activity (UOA)	0
Carry forward orthodontic activity (UOA)	0
Baseline contract value	£204,286.50

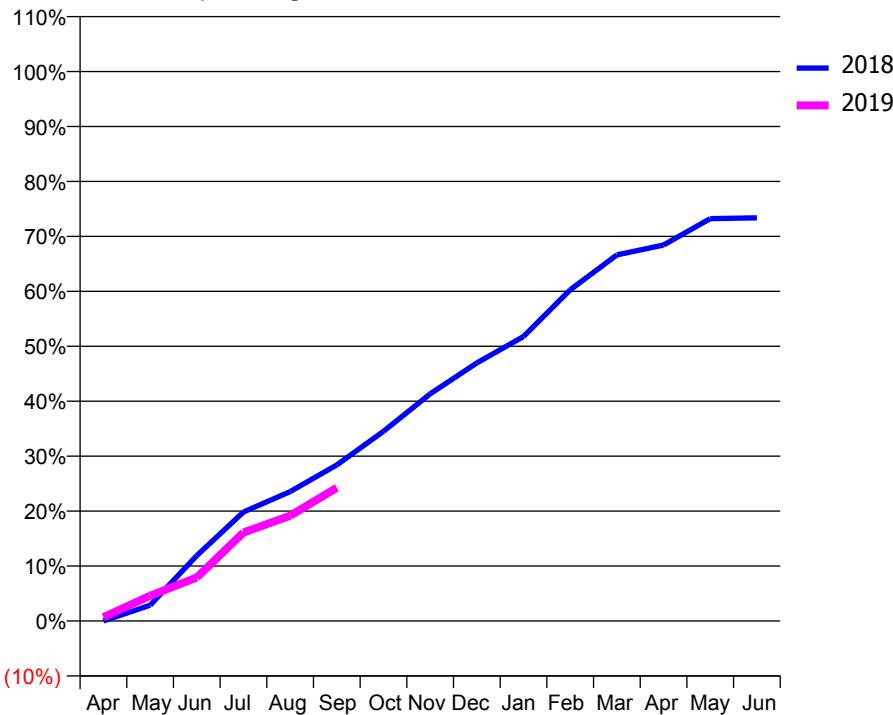
### ACCESS\*

Patients seen in 24 months	Total	Change since previous quarter
Quarter ending September 2017	1,558	
Quarter ending December 2017	1,528	↓
Quarter ending March 2018	1,408	↓
Quarter ending June 2018	1,440	↑
Quarter ending September 2018	1,444	→
<b>Variance since September 2017</b>	<b>(7.3%)</b>	<b>↓</b>



### ACTIVITY

Cumulative percentage of contracted UDA delivered 2018 & 2019



Month	Adjusted Scheduled Activity (UDA)	
	2018	2019
April	0	59
May	246	392
June	1,016	676
July	1,694	1,376
August	2,011	1,636
September	2,426	2,072
October	2,949	
November	3,530	
December	4,012	
January	4,423	
February	5,148	
March	5,691	
April	5,843	
May	6,254	
June	6,267	

### QUALITY

	Quantity	Base Number	Contract	AT	Region	England
% of FP17s for the same patient ID Re-attending within 3 months - Children	33	238	13.9%	11.2%	11.1%	11.6%
% of FP17s for the same patient ID Re-attending within 3 months - Adults	117	642	18.2%	14.8%	15.3%	15.5%
% of FP17s for the same patient ID Re-attending between 3 & 9 months - Children	113	238	47.5%	58.6%	61.1%	58.8%
% of FP17s for the same patient ID Re-attending between 3 & 9 months - Adults	270	642	42.1%	49.3%	52.3%	51.1%
% of FP17s for Band 1 Urgent Courses	93	737	12.6%	9.7%	9.5%	9.0%
% of FP17s Relating to Free Repair or Replacements	3	737	0.4%	0.7%	0.7%	0.8%
% of FP17s Relating to Continuations	20	737	2.7%	0.6%	0.8%	0.9%
% of Patients satisfied with the dentistry they have received	1	2	N/A	95.6%	93.6%	93.3%
% of Patients satisfied with the time they had to wait for an appointment	1	2	N/A	88.8%	88.8%	88.9%

\* This is based on patients treated on this contract for their most recent course of treatment. Figures in italics indicate the base number of FP17s or Patient Questionnaire responses are less than 100. N/A is shown where the base number of responses is less than 10 during the period. % is calculated as Quantity/Base number\*100



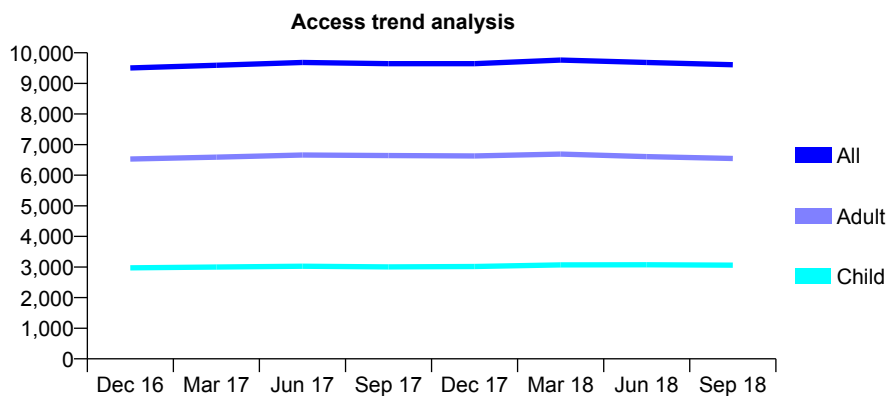
## Q69 - Vital Signs At a Glance Contract Report for 133752/0001 - September 2018

Name or company name	Winnersh Dental Practice Ltd
Contract type name	GDS Contract
Purpose of contract	General
Contract start date	05/02/2010
Contract end date	

18/19 Contracted general activity (UDA)	23,809
Carry forward general activity (UDA)	283
18/19 Contracted orthodontic activity (UOA)	0
Carry forward orthodontic activity (UOA)	0
Baseline contract value	£587,018.19

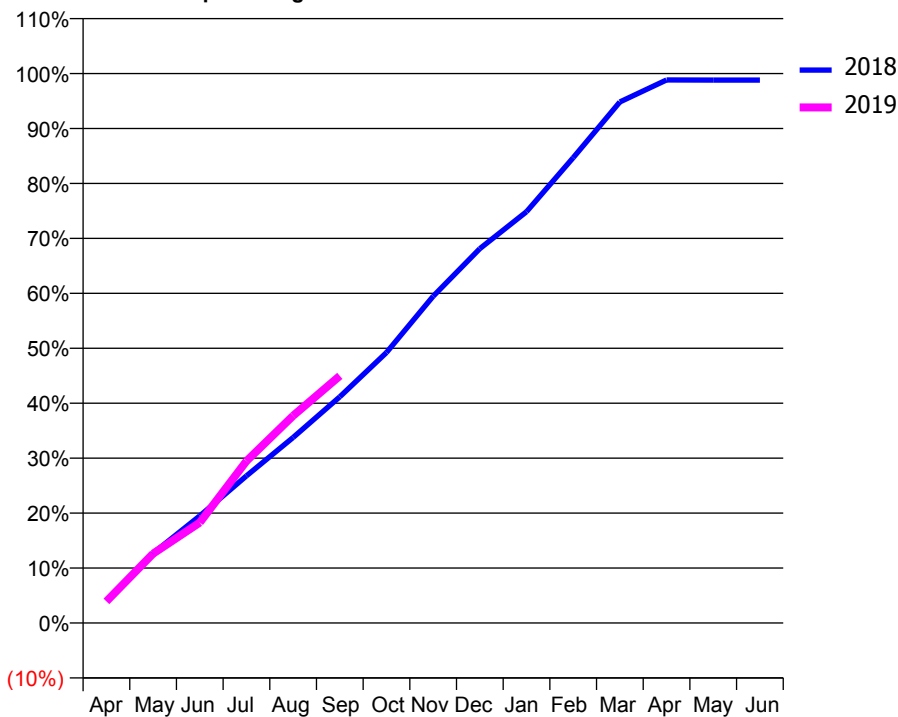
### ACCESS\*

Patients seen in 24 months	Total	Change since previous quarter
Quarter ending September 2017	9,646	
Quarter ending December 2017	9,647	→
Quarter ending March 2018	9,761	→
Quarter ending June 2018	9,682	→
Quarter ending September 2018	9,608	→
<b>Variance since September 2017</b>	<b>(0.4%)</b>	→



### ACTIVITY

Cumulative percentage of contracted UDA delivered 2018 & 2019



Month	Adjusted Scheduled Activity (UDA)	
	2018	2019
April	963	940
May	3,026	3,007
June	4,644	4,351
July	6,375	7,017
August	8,037	8,983
September	9,804	10,709
October	11,719	
November	14,161	
December	16,221	
January	17,823	
February	20,161	
March	22,575	
April	23,530	
May	23,523	
June	23,526	

### QUALITY

	Quantity	Base Number	Contract	AT	Region	England
% of FP17s for the same patient ID Re-attending within 3 months - Children	200	2,346	8.5%	11.2%	11.1%	11.6%
% of FP17s for the same patient ID Re-attending within 3 months - Adults	669	4,083	16.4%	14.8%	15.3%	15.5%
% of FP17s for the same patient ID Re-attending between 3 & 9 months - Children	1,484	2,346	63.3%	58.6%	61.1%	58.8%
% of FP17s for the same patient ID Re-attending between 3 & 9 months - Adults	2,107	4,083	51.6%	49.3%	52.3%	51.1%
% of FP17s for Band 1 Urgent Courses	572	5,989	9.6%	9.7%	9.5%	9.0%
% of FP17s Relating to Free Repair or Replacements	75	5,989	1.3%	0.7%	0.7%	0.8%
% of FP17s Relating to Continuations	18	5,989	0.3%	0.6%	0.8%	0.9%
% of Patients satisfied with the dentistry they have received	4	4	N/A	95.6%	93.6%	93.3%
% of Patients satisfied with the time they had to wait for an appointment	3	4	N/A	88.8%	88.8%	88.9%

\* This is based on patients treated on this contract for their most recent course of treatment. Figures in italics indicate the base number of FP17s or Patient Questionnaire responses are less than 100. N/A is shown where the base number of responses is less than 10 during the period. % is calculated as Quantity/Base number\*100

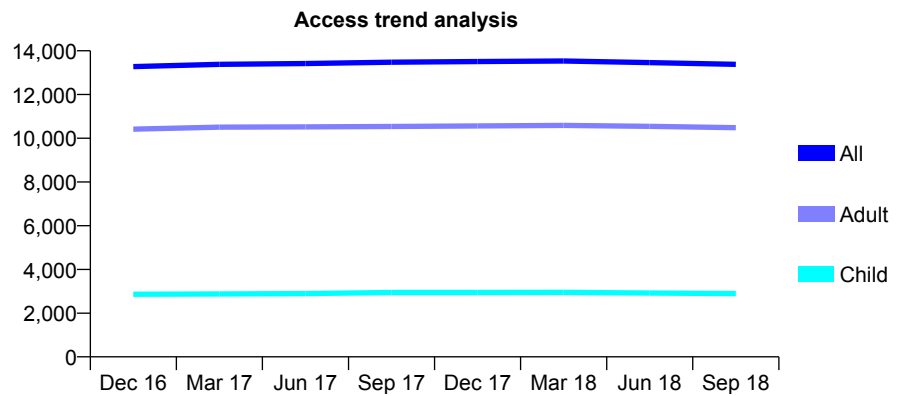
## Q69 - Vital Signs At a Glance Contract Report for 134384/0001 - September 2018

Name or company name	Sam Health Ltd
Contract type name	GDS Contract
Purpose of contract	General
Contract start date	01/05/2013
Contract end date	

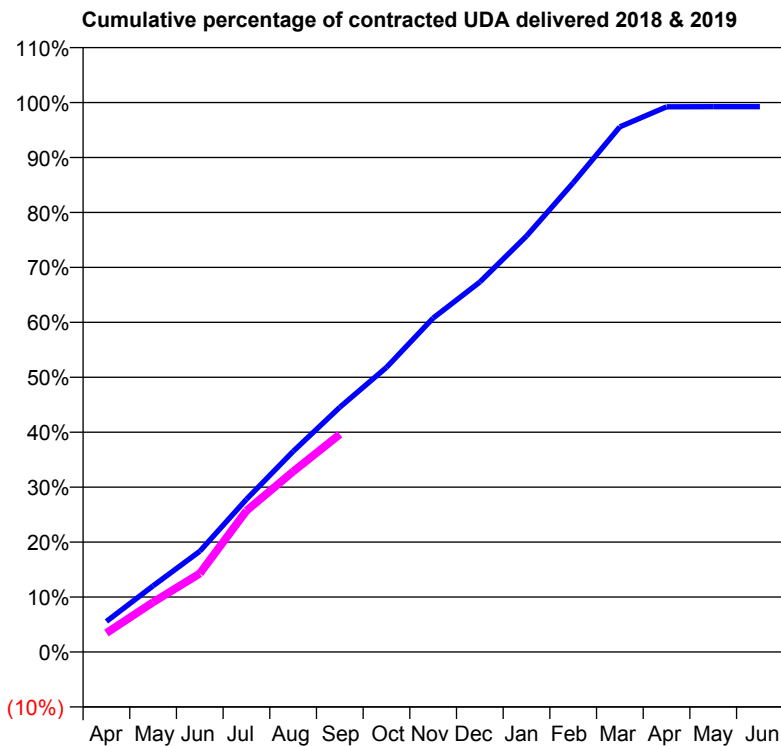
18/19 Contracted general activity (UDA)	40,939
Carry forward general activity (UDA)	308
18/19 Contracted orthodontic activity (UOA)	0
Carry forward orthodontic activity (UOA)	0
Baseline contract value	£999,162.46

### ACCESS\*

Patients seen in 24 months	Total	Change since previous quarter
Quarter ending September 2017	13,478	
Quarter ending December 2017	13,507	→
Quarter ending March 2018	13,535	→
Quarter ending June 2018	13,463	→
Quarter ending September 2018	13,380	→
<b>Variance since September 2017</b>	<b>(0.7%)</b>	→



### ACTIVITY



Month	Adjusted Scheduled Activity (UDA)	
	2018	2019
April	2,279	1,418
May	4,934	3,711
June	7,505	5,849
July	11,380	10,522
August	14,949	13,448
September	18,235	16,215
October	21,204	
November	24,883	
December	27,566	
January	30,996	
February	34,957	
March	39,131	
April	40,615	
May	40,631	
June	40,631	

### QUALITY

	Quantity	Base Number	Contract	AT	Region	England
% of FP17s for the same patient ID Re-attending within 3 months - Children	185	2,274	8.1%	11.2%	11.1%	11.6%
% of FP17s for the same patient ID Re-attending within 3 months - Adults	1,206	6,898	17.5%	14.8%	15.3%	15.5%
% of FP17s for the same patient ID Re-attending between 3 & 9 months - Children	1,367	2,274	60.1%	58.6%	61.1%	58.8%
% of FP17s for the same patient ID Re-attending between 3 & 9 months - Adults	3,411	6,898	49.4%	49.3%	52.3%	51.1%
% of FP17s for Band 1 Urgent Courses	935	8,491	11.0%	9.7%	9.5%	9.0%
% of FP17s Relating to Free Repair or Replacements	113	8,491	1.3%	0.7%	0.7%	0.8%
% of FP17s Relating to Continuations	75	8,491	0.9%	0.6%	0.8%	0.9%
% of Patients satisfied with the dentistry they have received	14	14	100.0%	95.6%	93.6%	93.3%
% of Patients satisfied with the time they had to wait for an appointment	12	14	85.7%	88.8%	88.8%	88.9%

\* This is based on patients treated on this contract for their most recent course of treatment. Figures in italics indicate the base number of FP17s or Patient Questionnaire responses are less than 100. N/A is shown where the base number of responses is less than 10 during the period. % is calculated as Quantity/Base number\*100

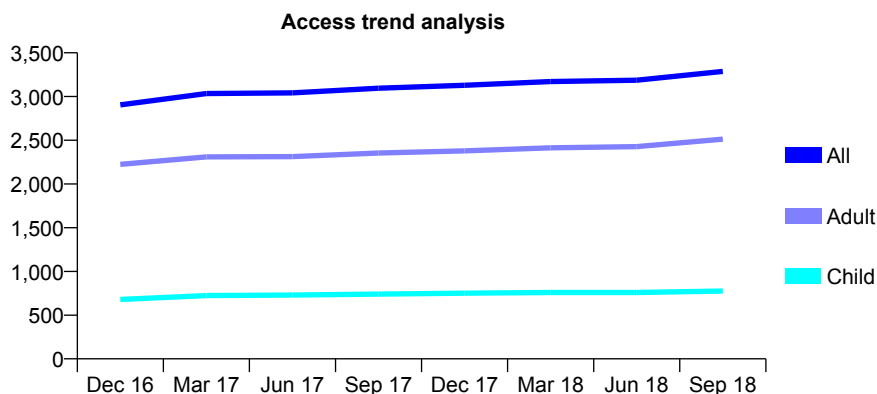
## Q69 - Vital Signs At a Glance Contract Report for 136425/0001 - September 2018

Name or company name	Barsar Ltd
Contract type name	GDS Contract
Purpose of contract	General
Contract start date	01/09/2011
Contract end date	

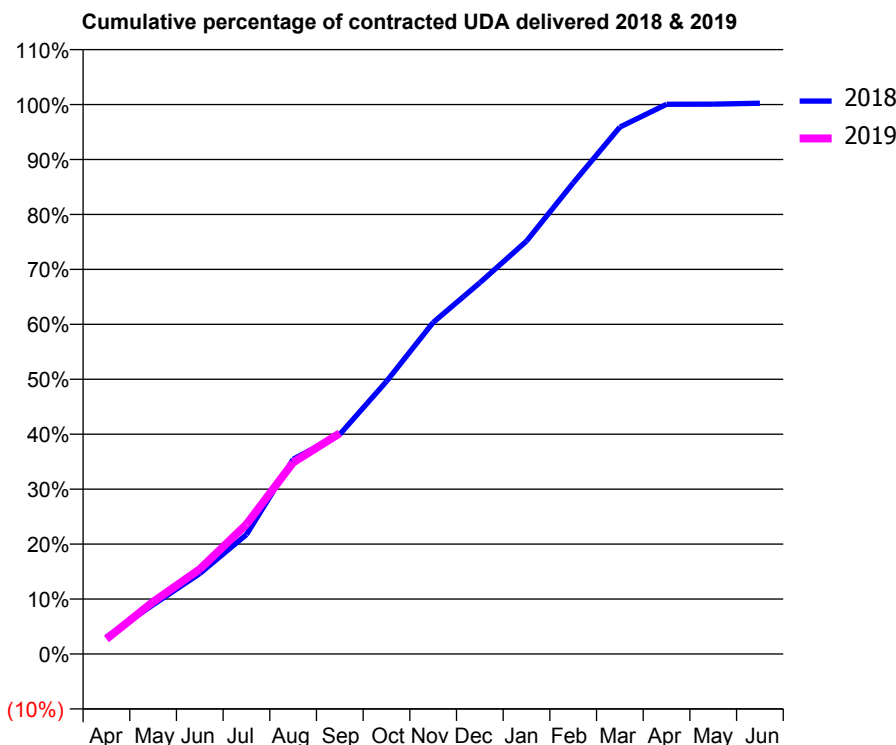
18/19 Contracted general activity (UDA)	7,016
Carry forward general activity (UDA)	0
18/19 Contracted orthodontic activity (UOA)	0
Carry forward orthodontic activity (UOA)	0
Baseline contract value	£148,465.16

### ACCESS\*

Patients seen in 24 months	Total	Change since previous quarter
Quarter ending September 2017	3,095	
Quarter ending December 2017	3,129	→
Quarter ending March 2018	3,172	→
Quarter ending June 2018	3,186	→
Quarter ending September 2018	3,288	↑
<b>Variance since September 2017</b>	<b>6.2%</b>	<b>↑</b>



### ACTIVITY



Month	Adjusted Scheduled Activity (UDA)	
	2018	2019
April	217	191
May	630	667
June	1,027	1,084
July	1,524	1,655
August	2,486	2,445
September	2,806	2,818
October	3,481	
November	4,234	
December	4,740	
January	5,272	
February	6,014	
March	6,727	
April	7,019	
May	7,021	
June	7,033	

### QUALITY

	Quantity	Base Number	Contract	AT	Region	England
% of FP17s for the same patient ID Re-attending within 3 months - Children	34	510	6.7%	11.2%	11.1%	11.6%
% of FP17s for the same patient ID Re-attending within 3 months - Adults	258	1,471	17.5%	14.8%	15.3%	15.5%
% of FP17s for the same patient ID Re-attending between 3 & 9 months - Children	274	510	53.7%	58.6%	61.1%	58.8%
% of FP17s for the same patient ID Re-attending between 3 & 9 months - Adults	656	1,471	44.6%	49.3%	52.3%	51.1%
% of FP17s for Band 1 Urgent Courses	247	1,445	17.1%	9.7%	9.5%	9.0%
% of FP17s Relating to Free Repair or Replacements	22	1,445	1.5%	0.7%	0.7%	0.8%
% of FP17s Relating to Continuations	4	1,445	0.3%	0.6%	0.8%	0.9%
% of Patients satisfied with the dentistry they have received	4	4	N/A	95.6%	93.6%	93.3%
% of Patients satisfied with the time they had to wait for an appointment	4	4	N/A	88.8%	88.8%	88.9%

\* This is based on patients treated on this contract for their most recent course of treatment. Figures in italics indicate the base number of FP17s or Patient Questionnaire responses are less than 100. N/A is shown where the base number of responses is less than 10 during the period. % is calculated as Quantity/Base number\*100

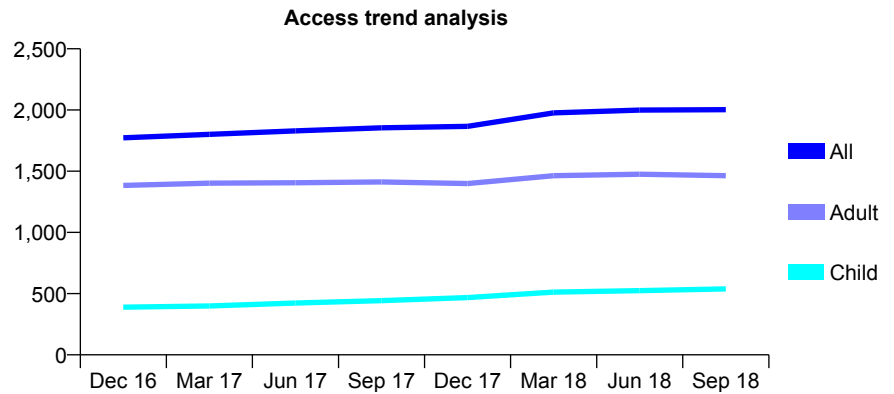
## Q69 - Vital Signs At a Glance Contract Report for 136425/0002 - September 2018

Name or company name	Barsar Ltd
Contract type name	GDS Contract
Purpose of contract	General
Contract start date	20/01/2015
Contract end date	

18/19 Contracted general activity (UDA)	4,510
Carry forward general activity (UDA)	0
18/19 Contracted orthodontic activity (UOA)	0
Carry forward orthodontic activity (UOA)	0
Baseline contract value	£96,824.00

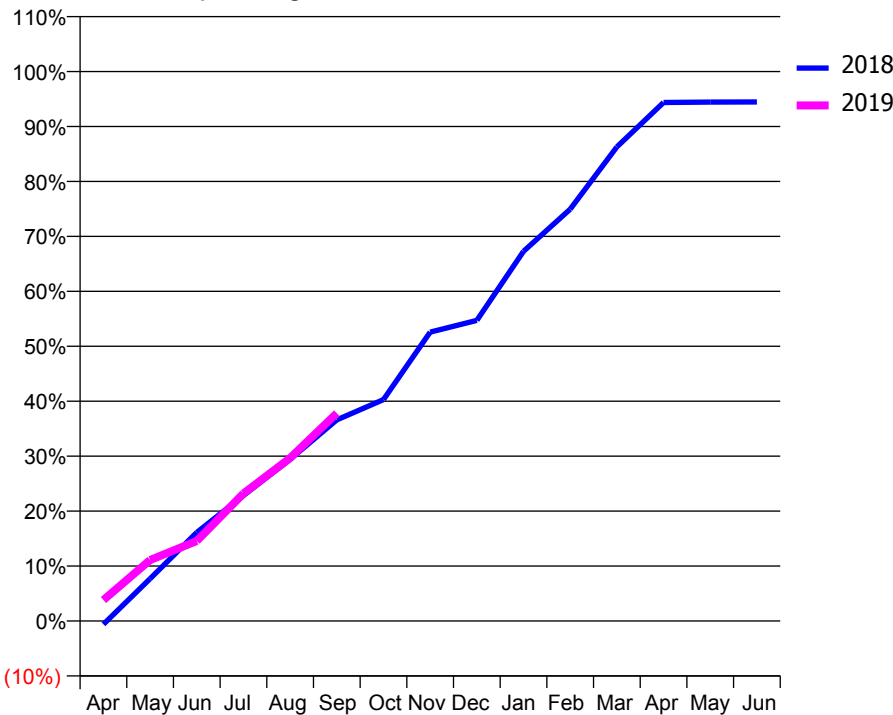
### ACCESS\*

Patients seen in 24 months	Total	Change since previous quarter
Quarter ending September 2017	1,855	
Quarter ending December 2017	1,867	→
Quarter ending March 2018	1,977	↑
Quarter ending June 2018	1,999	→
Quarter ending September 2018	2,003	→
<b>Variance since September 2017</b>	<b>8.0%</b>	<b>↑</b>



### ACTIVITY

Cumulative percentage of contracted UDA delivered 2018 & 2019



Month	Adjusted Scheduled Activity (UDA)	
	2018	2019
April	-28	172
May	348	501
June	727	658
July	1,030	1,047
August	1,327	1,338
September	1,651	1,705
October	1,817	
November	2,371	
December	2,467	
January	3,034	
February	3,380	
March	3,891	
April	4,256	
May	4,259	
June	4,260	

### QUALITY

	Quantity	Base Number	Contract	AT	Region	England
% of FP17s for the same patient ID Re-attending within 3 months - Children	22	362	6.1%	11.2%	11.1%	11.6%
% of FP17s for the same patient ID Re-attending within 3 months - Adults	110	798	13.8%	14.8%	15.3%	15.5%
% of FP17s for the same patient ID Re-attending between 3 & 9 months - Children	220	362	60.8%	58.6%	61.1%	58.8%
% of FP17s for the same patient ID Re-attending between 3 & 9 months - Adults	373	798	46.7%	49.3%	52.3%	51.1%
% of FP17s for Band 1 Urgent Courses	152	1,012	15.0%	9.7%	9.5%	9.0%
% of FP17s Relating to Free Repair or Replacements	5	1,012	0.5%	0.7%	0.7%	0.8%
% of FP17s Relating to Continuations	2	1,012	0.2%	0.6%	0.8%	0.9%
% of Patients satisfied with the dentistry they have received	2	2	N/A	95.6%	93.6%	93.3%
% of Patients satisfied with the time they had to wait for an appointment	2	2	N/A	88.8%	88.8%	88.9%

\* This is based on patients treated on this contract for their most recent course of treatment. Figures in italics indicate the base number of FP17s or Patient Questionnaire responses are less than 100. N/A is shown where the base number of responses is less than 10 during the period. % is calculated as Quantity/Base number\*100

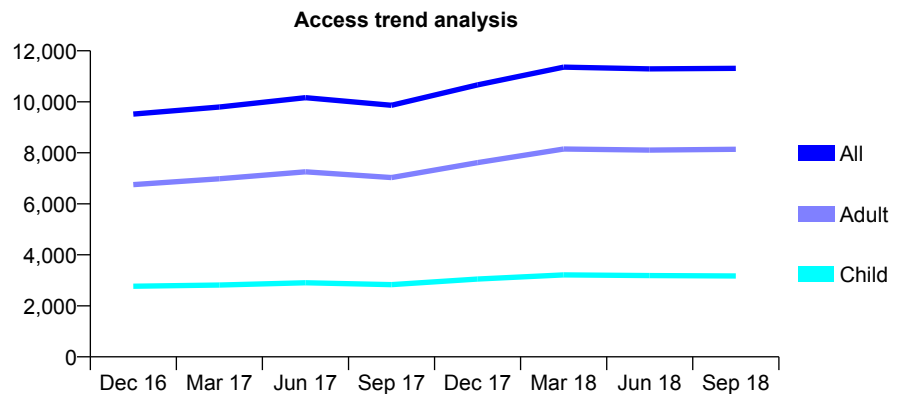
## Q69 - Vital Signs At a Glance Contract Report for 137588/0006 - September 2018

Name or company name	Damira Dental Studios Ltd
Contract type name	GDS Contract
Purpose of contract	General
Contract start date	01/04/2015
Contract end date	

18/19 Contracted general activity (UDA)	46,702
Carry forward general activity (UDA)	0
18/19 Contracted orthodontic activity (UOA)	0
Carry forward orthodontic activity (UOA)	0
Baseline contract value	£1,215,891.10

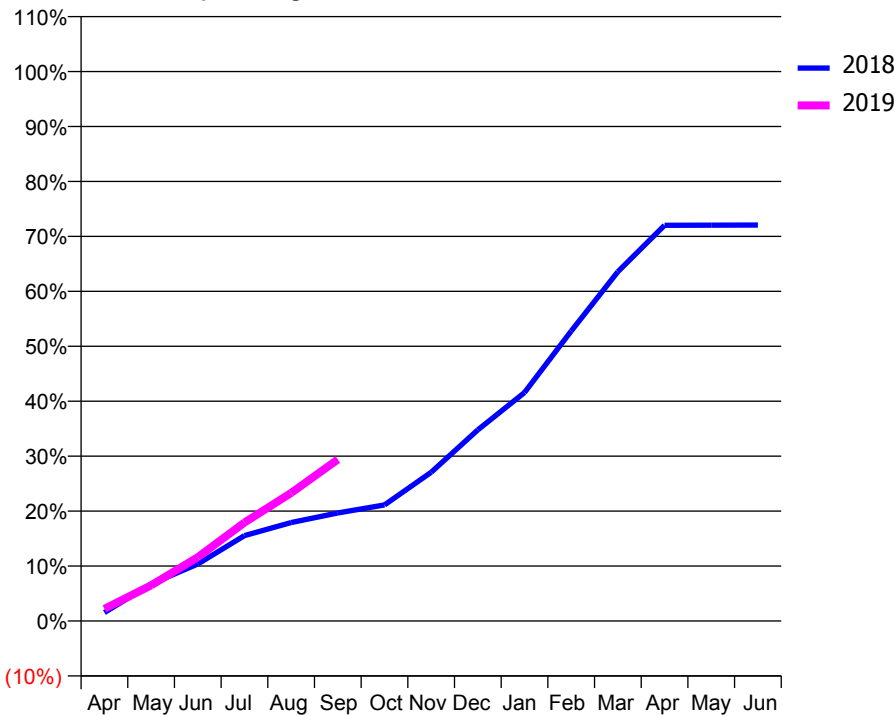
### ACCESS\*

Patients seen in 24 months	Total	Change since previous quarter
Quarter ending September 2017	9,863	
Quarter ending December 2017	10,665	↑
Quarter ending March 2018	11,359	↑
Quarter ending June 2018	11,293	→
Quarter ending September 2018	11,310	→
<b>Variance since September 2017</b>	<b>14.7%</b>	<b>↑</b>



### ACTIVITY

Cumulative percentage of contracted UDA delivered 2018 & 2019



Month	Adjusted Scheduled Activity (UDA)	
	2018	2019
April	725	1,033
May	3,140	3,037
June	4,843	5,425
July	7,260	8,368
August	8,374	10,888
September	9,191	13,731
October	9,865	
November	12,643	
December	16,249	
January	19,418	
February	24,645	
March	29,690	
April	33,628	
May	33,637	
June	33,650	

### QUALITY

	Quantity	Base Number	Contract	AT	Region	England
% of FP17s for the same patient ID Re-attending within 3 months - Children	221	2,443	9.0%	11.2%	11.1%	11.6%
% of FP17s for the same patient ID Re-attending within 3 months - Adults	805	5,379	15.0%	14.8%	15.3%	15.5%
% of FP17s for the same patient ID Re-attending between 3 & 9 months - Children	1,575	2,443	64.5%	58.6%	61.1%	58.8%
% of FP17s for the same patient ID Re-attending between 3 & 9 months - Adults	2,683	5,379	49.9%	49.3%	52.3%	51.1%
% of FP17s for Band 1 Urgent Courses	944	6,677	14.1%	9.7%	9.5%	9.0%
% of FP17s Relating to Free Repair or Replacements	26	6,677	0.4%	0.7%	0.7%	0.8%
% of FP17s Relating to Continuations	23	6,677	0.3%	0.6%	0.8%	0.9%
% of Patients satisfied with the dentistry they have received	1	1	N/A	95.6%	93.6%	93.3%
% of Patients satisfied with the time they had to wait for an appointment	1	1	N/A	88.8%	88.8%	88.9%

\* This is based on patients treated on this contract for their most recent course of treatment. Figures in italics indicate the base number of FP17s or Patient Questionnaire responses are less than 100. N/A is shown where the base number of responses is less than 10 during the period. % is calculated as Quantity/Base number\*100

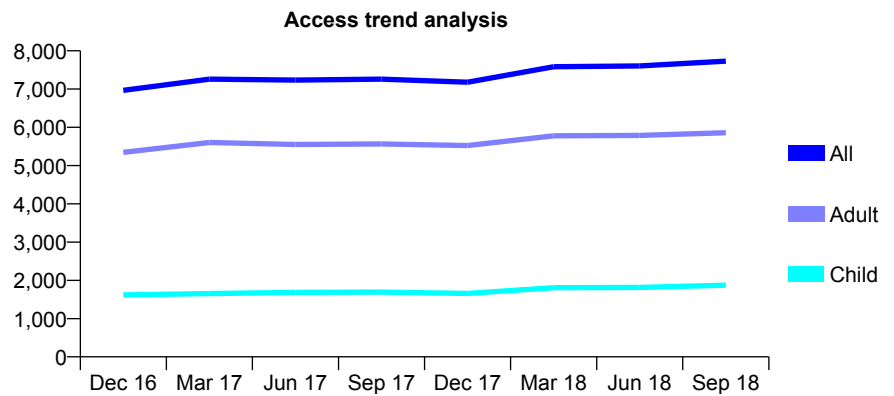
## Q69 - Vital Signs At a Glance Contract Report for 137588/0007 - September 2018

Name or company name	Damira Dental Studios Ltd
Contract type name	GDS Contract
Purpose of contract	General
Contract start date	01/04/2015
Contract end date	

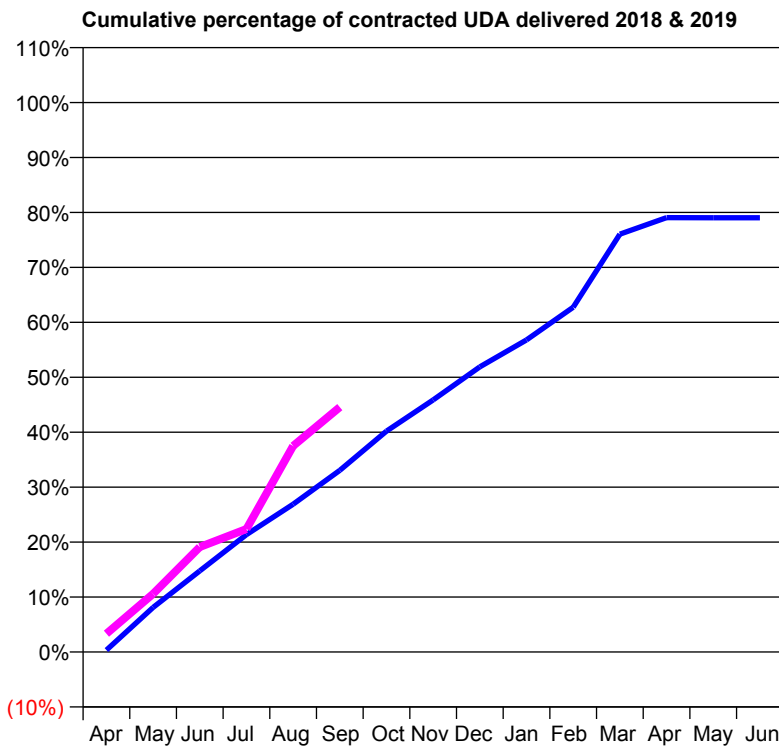
18/19 Contracted general activity (UDA)	22,500
Carry forward general activity (UDA)	0
18/19 Contracted orthodontic activity (UOA)	0
Carry forward orthodontic activity (UOA)	0
Baseline contract value	£549,148.54

### ACCESS\*

Patients seen in 24 months	Total	Change since previous quarter
Quarter ending September 2017	7,258	
Quarter ending December 2017	7,180	↓
Quarter ending March 2018	7,585	↑
Quarter ending June 2018	7,604	→
Quarter ending September 2018	7,731	→
<b>Variance since September 2017</b>	<b>6.5%</b>	<b>↑</b>



### ACTIVITY



Month	Adjusted Scheduled Activity (UDA)	
	2018	2019
April	78	752
May	1,827	2,384
June	3,323	4,301
July	4,808	5,039
August	6,053	8,441
September	7,439	10,027
October	9,046	
November	10,322	
December	11,674	
January	12,778	
February	14,119	
March	17,109	
April	17,784	
May	17,780	
June	17,779	

### QUALITY

	Quantity	Base Number	Contract	AT	Region	England
% of FP17s for the same patient ID Re-attending within 3 months - Children	231	1,591	14.5%	11.2%	11.1%	11.6%
% of FP17s for the same patient ID Re-attending within 3 months - Adults	847	4,018	21.1%	14.8%	15.3%	15.5%
% of FP17s for the same patient ID Re-attending between 3 & 9 months - Children	734	1,591	46.1%	58.6%	61.1%	58.8%
% of FP17s for the same patient ID Re-attending between 3 & 9 months - Adults	1,356	4,018	33.7%	49.3%	52.3%	51.1%
% of FP17s for Band 1 Urgent Courses	1,174	4,593	25.6%	9.7%	9.5%	9.0%
% of FP17s Relating to Free Repair or Replacements	36	4,593	0.8%	0.7%	0.7%	0.8%
% of FP17s Relating to Continuations	18	4,593	0.4%	0.6%	0.8%	0.9%
% of Patients satisfied with the dentistry they have received	8	8	N/A	95.6%	93.6%	93.3%
% of Patients satisfied with the time they had to wait for an appointment	7	8	N/A	88.8%	88.8%	88.9%

\* This is based on patients treated on this contract for their most recent course of treatment. Figures in italics indicate the base number of FP17s or Patient Questionnaire responses are less than 100. N/A is shown where the base number of responses is less than 10 during the period. % is calculated as Quantity/Base number\*100

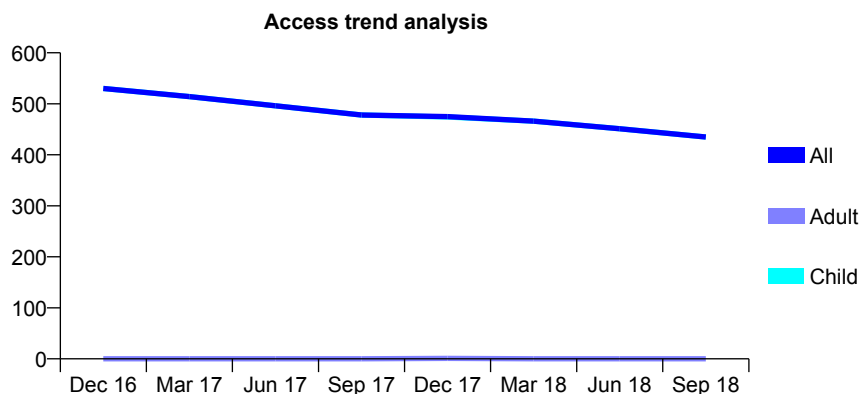
## Q69 - Vital Signs At a Glance Contract Report for 138770/0001 - September 2018

Name or company name	Greystone Dental Surgery
Contract type name	GDS Contract
Purpose of contract	General
Contract start date	18/03/2014
Contract end date	

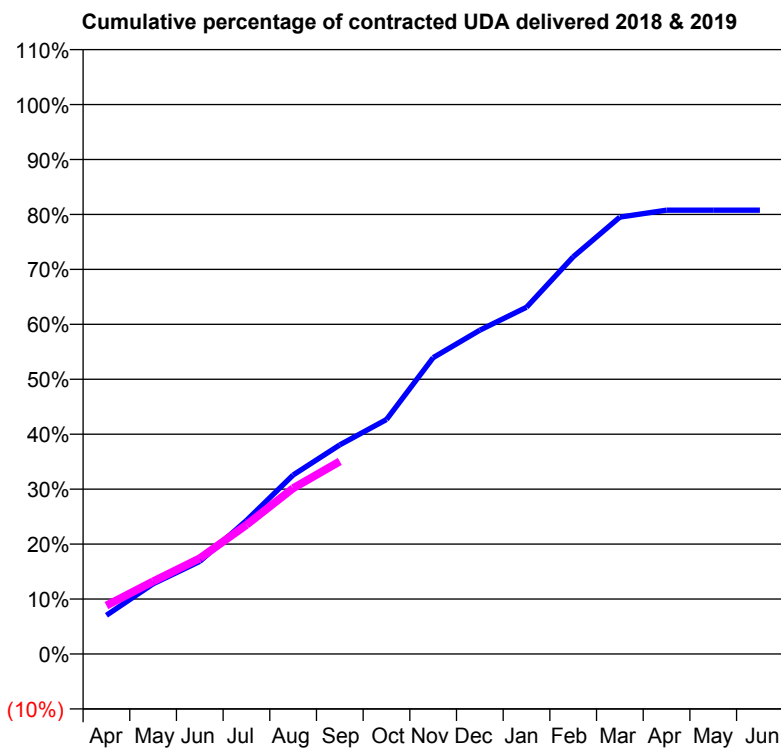
18/19 Contracted general activity (UDA)	963
Carry forward general activity (UDA)	0
18/19 Contracted orthodontic activity (UOA)	0
Carry forward orthodontic activity (UOA)	0
Baseline contract value	£17,235.60

### ACCESS\*

Patients seen in 24 months	Total	Change since previous quarter
Quarter ending September 2017	478	
Quarter ending December 2017	475	→
Quarter ending March 2018	466	↓
Quarter ending June 2018	451	↓
Quarter ending September 2018	435	↓
<b>Variance since September 2017</b>	<b>(9.0%)</b>	<b>↓</b>



### ACTIVITY



Adjusted Scheduled Activity (UDA)		
Month	2018	2019
April	68	85
May	123	127
June	162	168
July	234	226
August	314	291
September	367	338
October	411	
November	519	
December	568	
January	608	
February	696	
March	766	
April	778	
May	778	
June	778	

### QUALITY

	Quantity	Base Number	Contract	AT	Region	England
% of FP17s for the same patient ID Re-attending within 3 months - Children	17	282	6.0%	11.2%	11.1%	11.6%
% of FP17s for the same patient ID Re-attending within 3 months - Adults	0	0	N/A	14.8%	15.3%	15.5%
% of FP17s for the same patient ID Re-attending between 3 & 9 months - Children	203	282	72.0%	58.6%	61.1%	58.8%
% of FP17s for the same patient ID Re-attending between 3 & 9 months - Adults	0	0	N/A	49.3%	52.3%	51.1%
% of FP17s for Band 1 Urgent Courses	8	272	2.9%	9.7%	9.5%	9.0%
% of FP17s Relating to Free Repair or Replacements	0	272	0.0%	0.7%	0.7%	0.8%
% of FP17s Relating to Continuations	3	272	1.1%	0.6%	0.8%	0.9%
% of Patients satisfied with the dentistry they have received	0	0	N/A	95.6%	93.6%	93.3%
% of Patients satisfied with the time they had to wait for an appointment	0	0	N/A	88.8%	88.8%	88.9%

\* This is based on patients treated on this contract for their most recent course of treatment. Figures in italics indicate the base number of FP17s or Patient Questionnaire responses are less than 100. N/A is shown where the base number of responses is less than 10 during the period. % is calculated as Quantity/Base number\*100



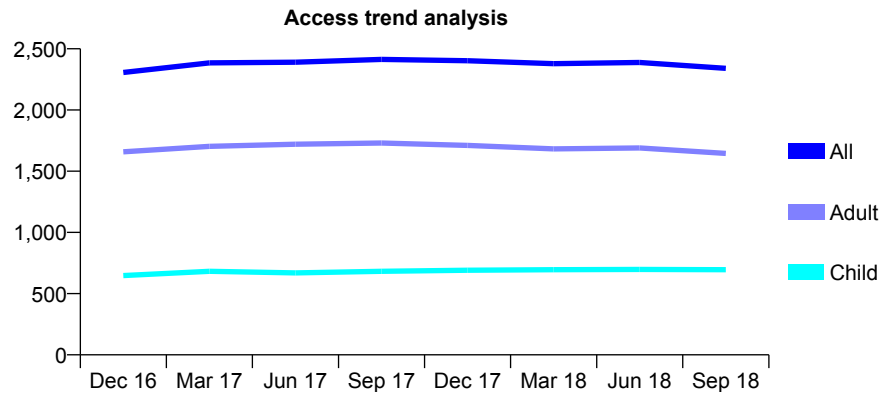
## Q69 - Vital Signs At a Glance Contract Report for 139610/0002 - September 2018

Name or company name	OPTIMA CARE (MAIDENHEAD) Ltd
Contract type name	GDS Contract
Purpose of contract	General
Contract start date	24/09/2012
Contract end date	

18/19 Contracted general activity (UDA)	4,658
Carry forward general activity (UDA)	-16
18/19 Contracted orthodontic activity (UOA)	0
Carry forward orthodontic activity (UOA)	0
Baseline contract value	£107,639.22

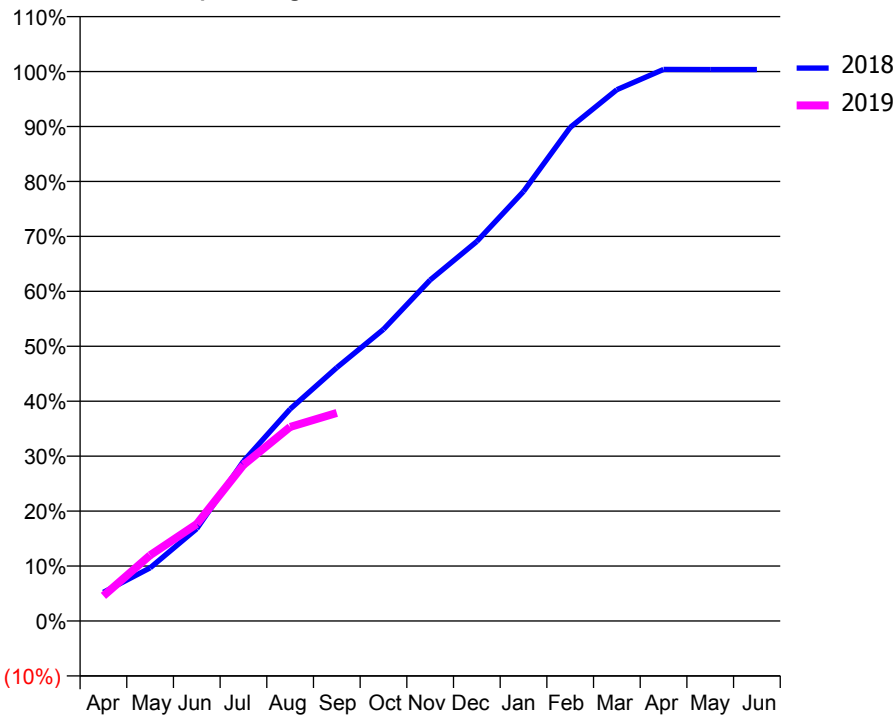
### ACCESS\*

Patients seen in 24 months	Total	Change since previous quarter
Quarter ending September 2017	2,413	
Quarter ending December 2017	2,402	→
Quarter ending March 2018	2,378	→
Quarter ending June 2018	2,388	→
Quarter ending September 2018	2,340	↓
<b>Variance since September 2017</b>	<b>(3.0%)</b>	<b>↓</b>



### ACTIVITY

Cumulative percentage of contracted UDA delivered 2018 & 2019



Adjusted Scheduled Activity (UDA)		
Month	2018	2019
April	243	213
May	451	558
June	783	823
July	1,355	1,323
August	1,796	1,645
September	2,149	1,764
October	2,473	
November	2,891	
December	3,218	
January	3,641	
February	4,184	
March	4,504	
April	4,675	
May	4,674	
June	4,674	

### QUALITY

	Quantity	Base Number	Contract	AT	Region	England
% of FP17s for the same patient ID Re-attending within 3 months - Children	18	434	4.1%	11.2%	11.1%	11.6%
% of FP17s for the same patient ID Re-attending within 3 months - Adults	80	825	9.7%	14.8%	15.3%	15.5%
% of FP17s for the same patient ID Re-attending between 3 & 9 months - Children	216	434	49.8%	58.6%	61.1%	58.8%
% of FP17s for the same patient ID Re-attending between 3 & 9 months - Adults	307	825	37.2%	49.3%	52.3%	51.1%
% of FP17s for Band 1 Urgent Courses	84	955	8.8%	9.7%	9.5%	9.0%
% of FP17s Relating to Free Repair or Replacements	5	955	0.5%	0.7%	0.7%	0.8%
% of FP17s Relating to Continuations	1	955	0.1%	0.6%	0.8%	0.9%
% of Patients satisfied with the dentistry they have received	1	1	N/A	95.6%	93.6%	93.3%
% of Patients satisfied with the time they had to wait for an appointment	1	1	N/A	88.8%	88.8%	88.9%

\* This is based on patients treated on this contract for their most recent course of treatment. Figures in italics indicate the base number of FP17s or Patient Questionnaire responses are less than 100. N/A is shown where the base number of responses is less than 10 during the period. % is calculated as Quantity/Base number\*100

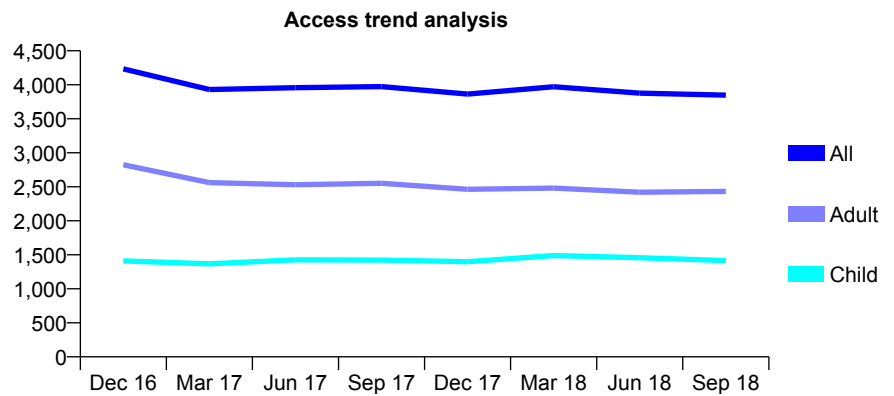
## Q69 - Vital Signs At a Glance Contract Report for 139777/0001 - September 2018

Name or company name	Alluradent Ltd
Contract type name	GDS Contract
Purpose of contract	General
Contract start date	01/12/2010
Contract end date	

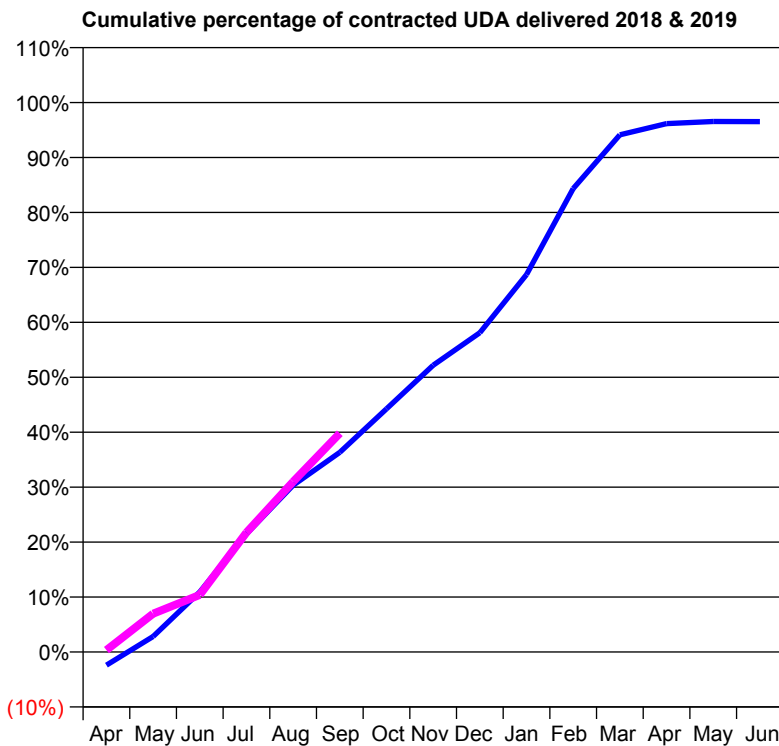
18/19 Contracted general activity (UDA)	6,996
Carry forward general activity (UDA)	243
18/19 Contracted orthodontic activity (UOA)	0
Carry forward orthodontic activity (UOA)	0
Baseline contract value	£161,169.33

### ACCESS\*

Patients seen in 24 months	Total	Change since previous quarter
Quarter ending September 2017	3,974	
Quarter ending December 2017	3,863	↓
Quarter ending March 2018	3,971	↑
Quarter ending June 2018	3,878	↓
Quarter ending September 2018	3,848	→
<b>Variance since September 2017</b>	<b>(3.2%)</b>	<b>↓</b>



### ACTIVITY



Month	Adjusted Scheduled Activity (UDA)	
	2018	2019
April	-169	25
May	197	488
June	766	728
July	1,504	1,522
August	2,124	2,169
September	2,543	2,786
October	3,095	
November	3,651	
December	4,065	
January	4,806	
February	5,900	
March	6,585	
April	6,728	
May	6,754	
June	6,753	

### QUALITY

	Quantity	Base Number	Contract	AT	Region	England
% of FP17s for the same patient ID Re-attending within 3 months - Children	71	906	7.8%	11.2%	11.1%	11.6%
% of FP17s for the same patient ID Re-attending within 3 months - Adults	236	1,369	17.2%	14.8%	15.3%	15.5%
% of FP17s for the same patient ID Re-attending between 3 & 9 months - Children	343	906	37.9%	58.6%	61.1%	58.8%
% of FP17s for the same patient ID Re-attending between 3 & 9 months - Adults	335	1,369	24.5%	49.3%	52.3%	51.1%
% of FP17s for Band 1 Urgent Courses	199	1,766	11.3%	9.7%	9.5%	9.0%
% of FP17s Relating to Free Repair or Replacements	22	1,766	1.2%	0.7%	0.7%	0.8%
% of FP17s Relating to Continuations	7	1,766	0.4%	0.6%	0.8%	0.9%
% of Patients satisfied with the dentistry they have received	1	1	N/A	95.6%	93.6%	93.3%
% of Patients satisfied with the time they had to wait for an appointment	0	1	N/A	88.8%	88.8%	88.9%

\* This is based on patients treated on this contract for their most recent course of treatment. Figures in italics indicate the base number of FP17s or Patient Questionnaire responses are less than 100. N/A is shown where the base number of responses is less than 10 during the period. % is calculated as Quantity/Base number\*100

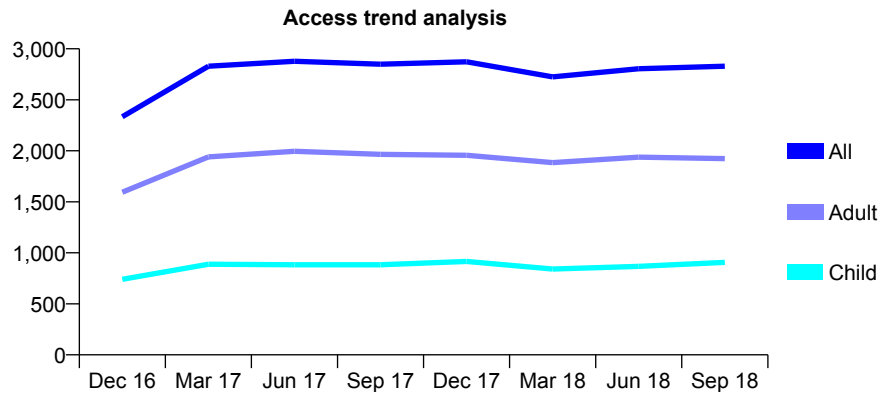
## Q69 - Vital Signs At a Glance Contract Report for 139777/0002 - September 2018

Name or company name	Alluradent Ltd
Contract type name	GDS Contract
Purpose of contract	General
Contract start date	01/12/2010
Contract end date	

18/19 Contracted general activity (UDA)	6,300
Carry forward general activity (UDA)	201
18/19 Contracted orthodontic activity (UOA)	0
Carry forward orthodontic activity (UOA)	0
Baseline contract value	£144,874.68

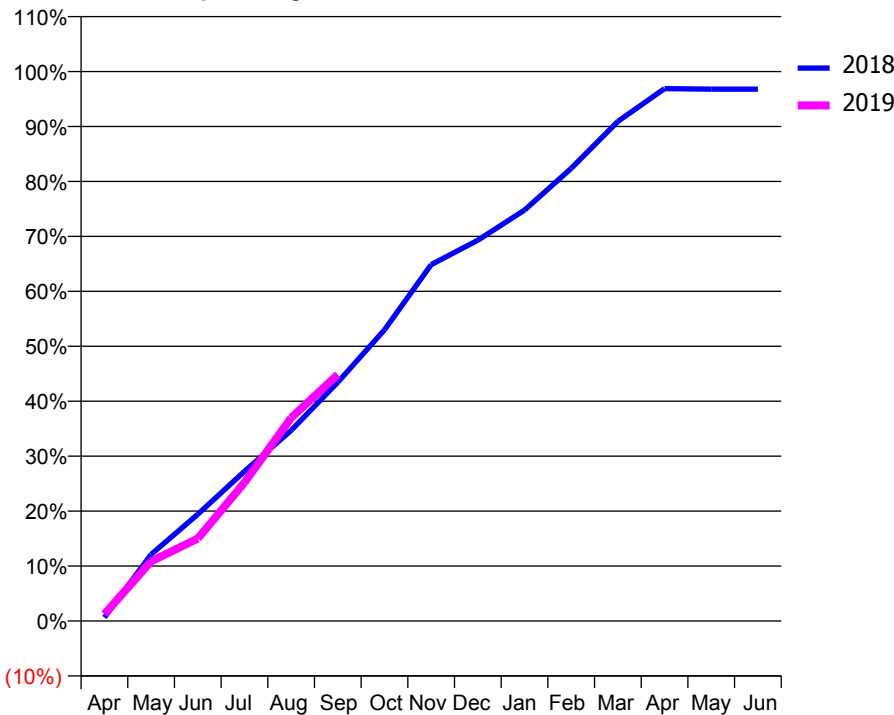
### ACCESS\*

Patients seen in 24 months	Total	Change since previous quarter
Quarter ending September 2017	2,849	
Quarter ending December 2017	2,872	→
Quarter ending March 2018	2,725	↓
Quarter ending June 2018	2,805	↑
Quarter ending September 2018	2,829	→
<b>Variance since September 2017</b>	<b>(0.7%)</b>	<b>→</b>



### ACTIVITY

Cumulative percentage of contracted UDA delivered 2018 & 2019



Month	Adjusted Scheduled Activity (UDA)	
	2018	2019
April	41	78
May	763	684
June	1,223	946
July	1,717	1,588
August	2,186	2,330
September	2,738	2,825
October	3,338	
November	4,085	
December	4,365	
January	4,711	
February	5,190	
March	5,727	
April	6,103	
May	6,098	
June	6,098	

### QUALITY

	Quantity	Base Number	Contract	AT	Region	England
% of FP17s for the same patient ID Re-attending within 3 months - Children	23	578	4.0%	11.2%	11.1%	11.6%
% of FP17s for the same patient ID Re-attending within 3 months - Adults	79	1,124	7.0%	14.8%	15.3%	15.5%
% of FP17s for the same patient ID Re-attending between 3 & 9 months - Children	162	578	28.0%	58.6%	61.1%	58.8%
% of FP17s for the same patient ID Re-attending between 3 & 9 months - Adults	312	1,124	27.8%	49.3%	52.3%	51.1%
% of FP17s for Band 1 Urgent Courses	162	1,516	10.7%	9.7%	9.5%	9.0%
% of FP17s Relating to Free Repair or Replacements	11	1,516	0.7%	0.7%	0.7%	0.8%
% of FP17s Relating to Continuations	12	1,516	0.8%	0.6%	0.8%	0.9%
% of Patients satisfied with the dentistry they have received	1	1	N/A	95.6%	93.6%	93.3%
% of Patients satisfied with the time they had to wait for an appointment	1	1	N/A	88.8%	88.8%	88.9%

\* This is based on patients treated on this contract for their most recent course of treatment. Figures in italics indicate the base number of FP17s or Patient Questionnaire responses are less than 100. N/A is shown where the base number of responses is less than 10 during the period. % is calculated as Quantity/Base number\*100

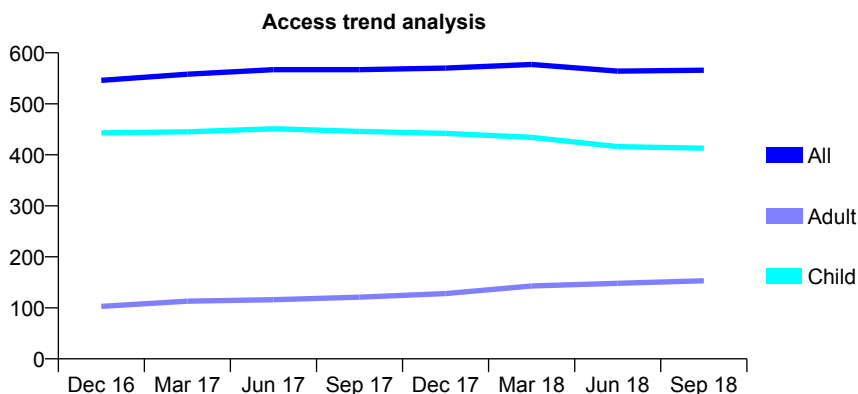
## Q69 - Vital Signs At a Glance Contract Report for 139831/0001 - September 2018

Name or company name	High Street Dental Practice (Pangbourne) L
Contract type name	GDS Contract
Purpose of contract	General
Contract start date	01/08/2010
Contract end date	

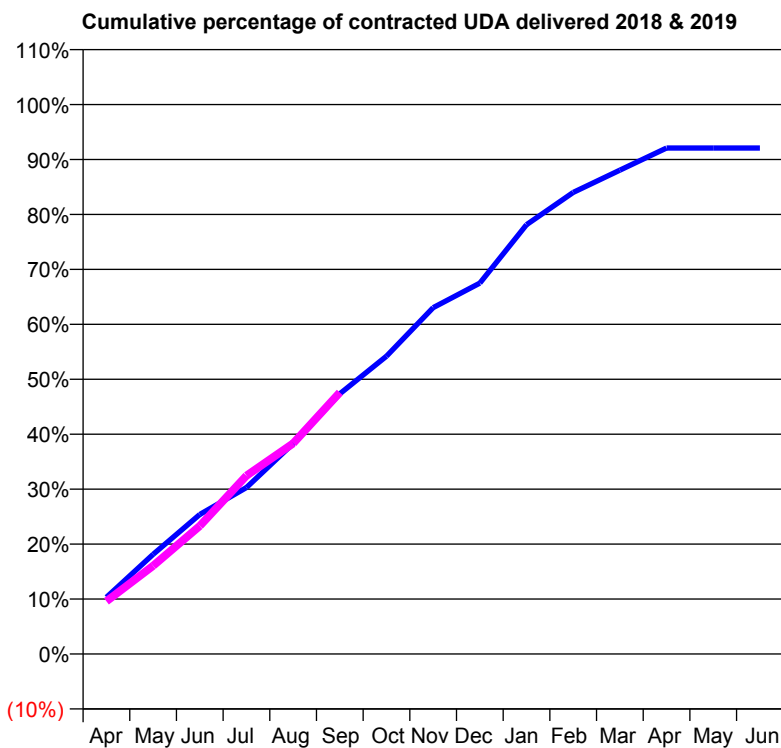
18/19 Contracted general activity (UDA)	940
Carry forward general activity (UDA)	0
18/19 Contracted orthodontic activity (UOA)	0
Carry forward orthodontic activity (UOA)	0
Baseline contract value	£17,347.18

### ACCESS\*

Patients seen in 24 months	Total	Change since previous quarter
Quarter ending September 2017	567	
Quarter ending December 2017	570	→
Quarter ending March 2018	577	→
Quarter ending June 2018	564	↓
Quarter ending September 2018	566	→
<b>Variance since September 2017</b>	<b>(0.2%)</b>	<b>→</b>



### ACTIVITY



Adjusted Scheduled Activity (UDA)		
Month	2018	2019
April	97	90
May	170	151
June	239	219
July	285	305
August	360	360
September	445	447
October	509	
November	592	
December	634	
January	734	
February	790	
March	828	
April	866	
May	866	
June	866	

### QUALITY

	Quantity	Base Number	Contract	AT	Region	England
% of FP17s for the same patient ID Re-attending within 3 months - Children	15	369	4.1%	11.2%	11.1%	11.6%
% of FP17s for the same patient ID Re-attending within 3 months - Adults	0	67	0.0%	14.8%	15.3%	15.5%
% of FP17s for the same patient ID Re-attending between 3 & 9 months - Children	246	369	66.7%	58.6%	61.1%	58.8%
% of FP17s for the same patient ID Re-attending between 3 & 9 months - Adults	37	67	55.2%	49.3%	52.3%	51.1%
% of FP17s for Band 1 Urgent Courses	7	399	1.8%	9.7%	9.5%	9.0%
% of FP17s Relating to Free Repair or Replacements	0	399	0.0%	0.7%	0.7%	0.8%
% of FP17s Relating to Continuations	0	399	0.0%	0.6%	0.8%	0.9%
% of Patients satisfied with the dentistry they have received	1	1	N/A	95.6%	93.6%	93.3%
% of Patients satisfied with the time they had to wait for an appointment	1	1	N/A	88.8%	88.8%	88.9%

\* This is based on patients treated on this contract for their most recent course of treatment. Figures in italics indicate the base number of FP17s or Patient Questionnaire responses are less than 100. N/A is shown where the base number of responses is less than 10 during the period. % is calculated as Quantity/Base number\*100

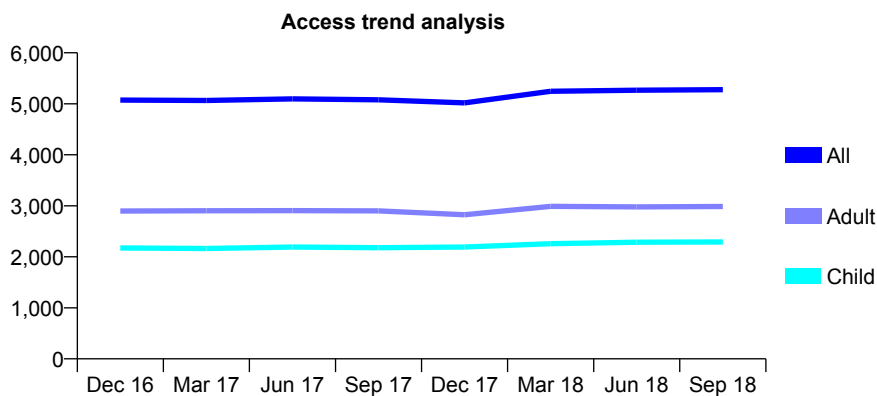
## Q69 - Vital Signs At a Glance Contract Report for 140694/0001 - September 2018

Name or company name	Abbey D. Surgery Ltd
Contract type name	GDS Contract
Purpose of contract	General
Contract start date	01/04/2008
Contract end date	

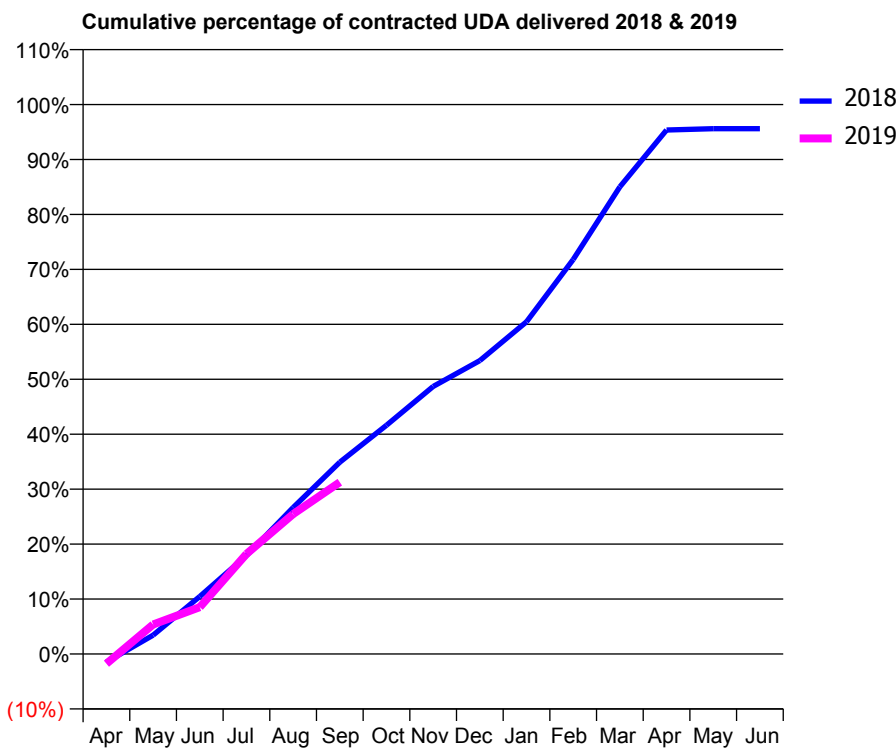
18/19 Contracted general activity (UDA)	15,878
Carry forward general activity (UDA)	697
18/19 Contracted orthodontic activity (UOA)	0
Carry forward orthodontic activity (UOA)	0
Baseline contract value	£457,984.35

### ACCESS\*

Patients seen in 24 months	Total	Change since previous quarter
Quarter ending September 2017	5,079	
Quarter ending December 2017	5,019	↓
Quarter ending March 2018	5,247	↑
Quarter ending June 2018	5,266	→
Quarter ending September 2018	5,277	→
<b>Variance since September 2017</b>	<b>3.9%</b>	<b>↑</b>



### ACTIVITY



Month	2018	2019
April	-237	-283
May	545	852
June	1,663	1,353
July	2,844	2,893
August	4,231	4,045
September	5,544	4,966
October	6,611	
November	7,730	
December	8,480	
January	9,599	
February	11,400	
March	13,499	
April	15,141	
May	15,180	
June	15,180	

### QUALITY

	Quantity	Base Number	Contract	AT	Region	England
% of FP17s for the same patient ID Re-attending within 3 months - Children	192	1,458	13.2%	11.2%	11.1%	11.6%
% of FP17s for the same patient ID Re-attending within 3 months - Adults	395	1,575	25.1%	14.8%	15.3%	15.5%
% of FP17s for the same patient ID Re-attending between 3 & 9 months - Children	595	1,458	40.8%	58.6%	61.1%	58.8%
% of FP17s for the same patient ID Re-attending between 3 & 9 months - Adults	377	1,575	23.9%	49.3%	52.3%	51.1%
% of FP17s for Band 1 Urgent Courses	427	2,173	19.7%	9.7%	9.5%	9.0%
% of FP17s Relating to Free Repair or Replacements	15	2,173	0.7%	0.7%	0.7%	0.8%
% of FP17s Relating to Continuations	36	2,173	1.7%	0.6%	0.8%	0.9%
% of Patients satisfied with the dentistry they have received	8	8	N/A	95.6%	93.6%	93.3%
% of Patients satisfied with the time they had to wait for an appointment	8	8	N/A	88.8%	88.8%	88.9%

\* This is based on patients treated on this contract for their most recent course of treatment. Figures in italics indicate the base number of FP17s or Patient Questionnaire responses are less than 100. N/A is shown where the base number of responses is less than 10 during the period. % is calculated as Quantity/Base number\*100

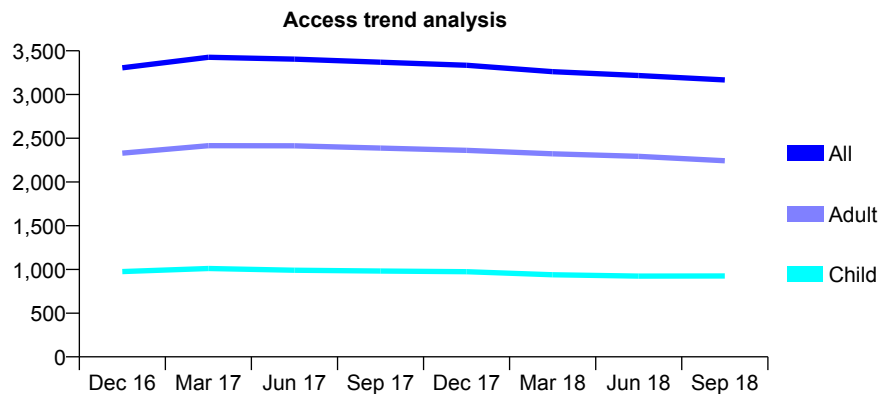
## Q69 - Vital Signs At a Glance Contract Report for 142379/0001 - September 2018

Name or company name	Bicester Dental Care
Contract type name	GDS Contract
Purpose of contract	General
Contract start date	01/10/2011
Contract end date	

18/19 Contracted general activity (UDA)	12,694
Carry forward general activity (UDA)	0
18/19 Contracted orthodontic activity (UOA)	0
Carry forward orthodontic activity (UOA)	0
Baseline contract value	£327,517.83

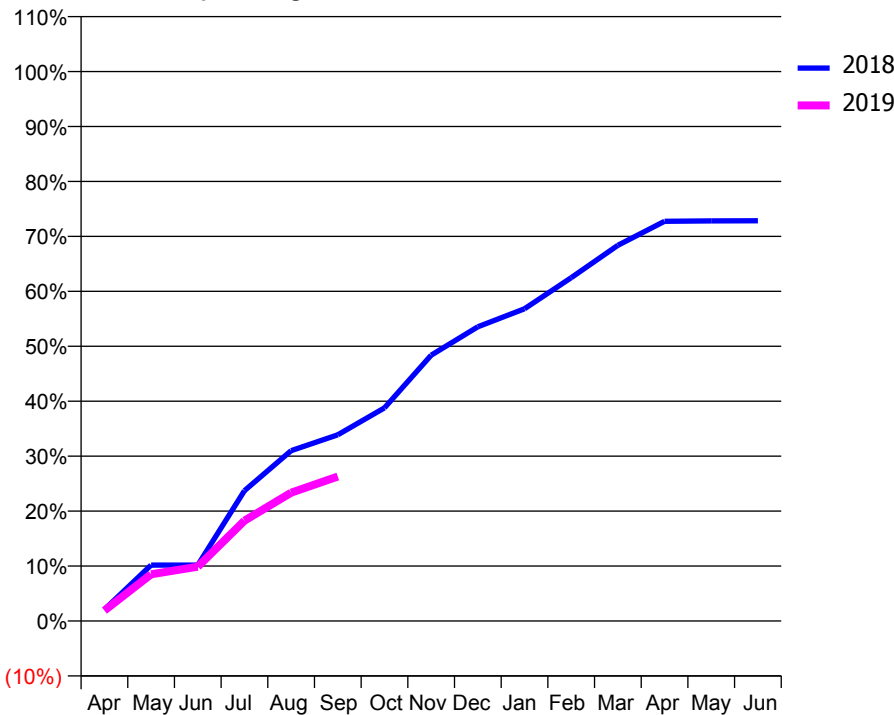
### ACCESS\*

Patients seen in 24 months	Total	Change since previous quarter
Quarter ending September 2017	3,369	
Quarter ending December 2017	3,335	↓
Quarter ending March 2018	3,261	↓
Quarter ending June 2018	3,217	↓
Quarter ending September 2018	3,167	↓
<b>Variance since September 2017</b>	<b>(6.0%)</b>	<b>↓</b>



### ACTIVITY

Cumulative percentage of contracted UDA delivered 2018 & 2019



Month	Adjusted Scheduled Activity (UDA)	
	2018	2019
April	268	241
May	1,292	1,078
June	1,292	1,256
July	3,012	2,318
August	3,934	2,966
September	4,301	3,338
October	4,924	
November	6,140	
December	6,797	
January	7,212	
February	7,929	
March	8,679	
April	9,234	
May	9,244	
June	9,245	

### QUALITY

	Quantity	Base Number	Contract	AT	Region	England
% of FP17s for the same patient ID Re-attending within 3 months - Children	24	749	3.2%	11.2%	11.1%	11.6%
% of FP17s for the same patient ID Re-attending within 3 months - Adults	124	1,412	8.8%	14.8%	15.3%	15.5%
% of FP17s for the same patient ID Re-attending between 3 & 9 months - Children	529	749	70.6%	58.6%	61.1%	58.8%
% of FP17s for the same patient ID Re-attending between 3 & 9 months - Adults	815	1,412	57.7%	49.3%	52.3%	51.1%
% of FP17s for Band 1 Urgent Courses	127	1,871	6.8%	9.7%	9.5%	9.0%
% of FP17s Relating to Free Repair or Replacements	4	1,871	0.2%	0.7%	0.7%	0.8%
% of FP17s Relating to Continuations	4	1,871	0.2%	0.6%	0.8%	0.9%
% of Patients satisfied with the dentistry they have received	4	4	N/A	95.6%	93.6%	93.3%
% of Patients satisfied with the time they had to wait for an appointment	4	4	N/A	88.8%	88.8%	88.9%

\* This is based on patients treated on this contract for their most recent course of treatment. Figures in italics indicate the base number of FP17s or Patient Questionnaire responses are less than 100. N/A is shown where the base number of responses is less than 10 during the period. % is calculated as Quantity/Base number\*100

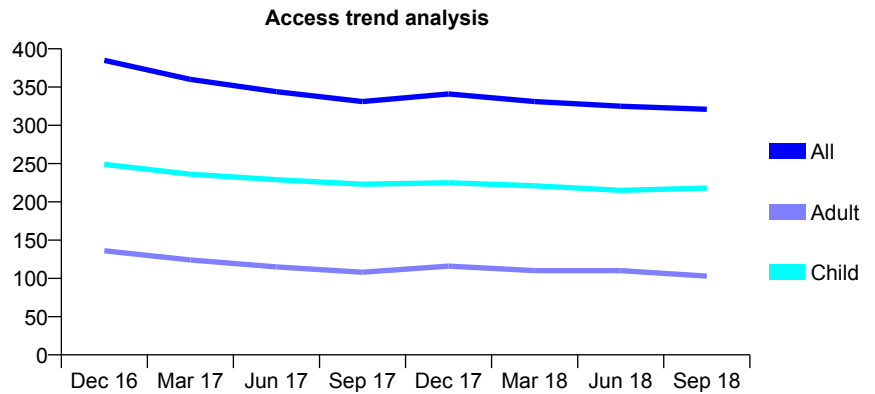
## Q69 - Vital Signs At a Glance Contract Report for 143073/0001 - September 2018

Name or company name	MARKET SQUARE DENTAL PRACTICE P
Contract type name	GDS Contract
Purpose of contract	General
Contract start date	03/11/2014
Contract end date	

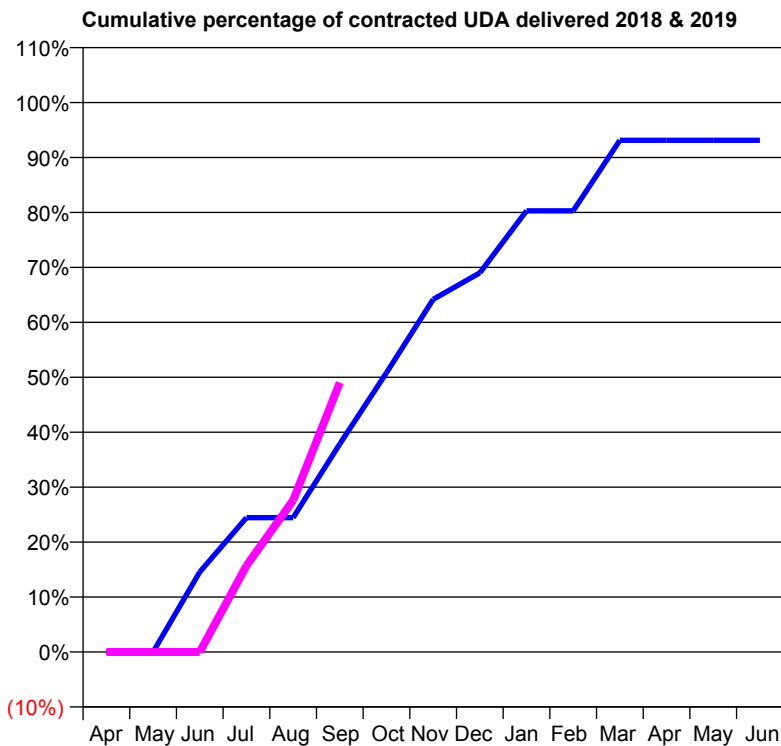
18/19 Contracted general activity (UDA)	648
Carry forward general activity (UDA)	0
18/19 Contracted orthodontic activity (UOA)	0
Carry forward orthodontic activity (UOA)	0
Baseline contract value	£17,065.85

### ACCESS\*

Patients seen in 24 months	Total	Change since previous quarter
Quarter ending September 2017	331	
Quarter ending December 2017	341	↑
Quarter ending March 2018	331	↓
Quarter ending June 2018	325	↓
Quarter ending September 2018	321	↓
<b>Variance since September 2017</b>	<b>(3.0%)</b>	<b>↓</b>



### ACTIVITY



Month	Adjusted Scheduled Activity (UDA)	
	2018	2019
April	0	0
May	0	0
June	94	0
July	158	102
August	158	179
September	245	318
October	329	
November	416	
December	447	
January	520	
February	520	
March	603	
April	603	
May	603	
June	603	

### QUALITY

	Quantity	Base Number	Contract	AT	Region	England
% of FP17s for the same patient ID Re-attending within 3 months - Children	21	184	11.4%	11.2%	11.1%	11.6%
% of FP17s for the same patient ID Re-attending within 3 months - Adults	8	53	15.1%	14.8%	15.3%	15.5%
% of FP17s for the same patient ID Re-attending between 3 & 9 months - Children	96	184	52.2%	58.6%	61.1%	58.8%
% of FP17s for the same patient ID Re-attending between 3 & 9 months - Adults	20	53	37.7%	49.3%	52.3%	51.1%
% of FP17s for Band 1 Urgent Courses	6	205	2.9%	9.7%	9.5%	9.0%
% of FP17s Relating to Free Repair or Replacements	0	205	0.0%	0.7%	0.7%	0.8%
% of FP17s Relating to Continuations	6	205	2.9%	0.6%	0.8%	0.9%
% of Patients satisfied with the dentistry they have received	0	0	N/A	95.6%	93.6%	93.3%
% of Patients satisfied with the time they had to wait for an appointment	0	0	N/A	88.8%	88.8%	88.9%

\* This is based on patients treated on this contract for their most recent course of treatment. Figures in italics indicate the base number of FP17s or Patient Questionnaire responses are less than 100. N/A is shown where the base number of responses is less than 10 during the period. % is calculated as Quantity/Base number\*100



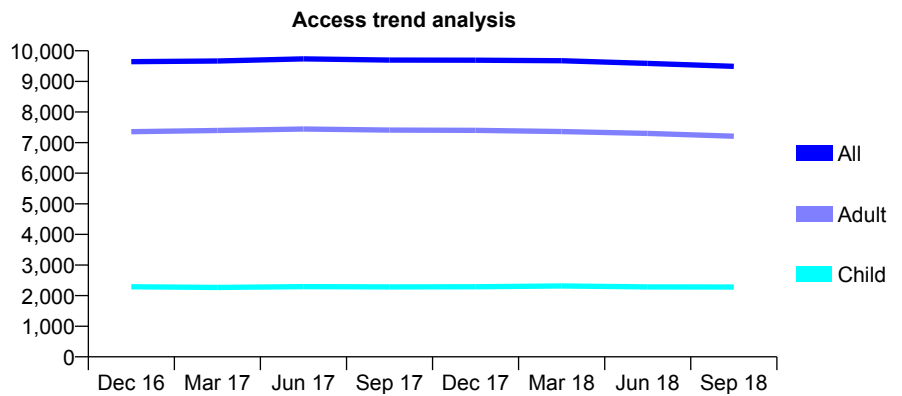
## Q69 - Vital Signs At a Glance Contract Report for 143367/0001 - September 2018

Name or company name	Bloxdent Ltd
Contract type name	GDS Contract
Purpose of contract	General
Contract start date	01/01/2010
Contract end date	

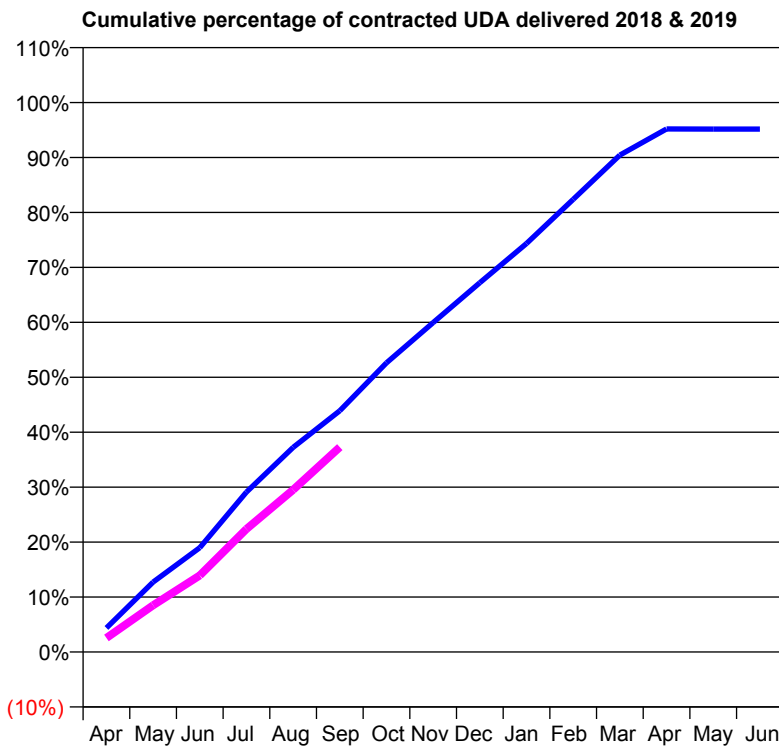
18/19 Contracted general activity (UDA)	25,812
Carry forward general activity (UDA)	0
18/19 Contracted orthodontic activity (UOA)	0
Carry forward orthodontic activity (UOA)	0
Baseline contract value	£656,627.44

### ACCESS\*

Patients seen in 24 months	Total	Change since previous quarter
Quarter ending September 2017	9,697	
Quarter ending December 2017	9,691	→
Quarter ending March 2018	9,675	→
Quarter ending June 2018	9,587	→
Quarter ending September 2018	9,494	→
<b>Variance since September 2017</b>	<b>(2.1%)</b>	<b>↓</b>



### ACTIVITY



Month	2018	2019
April	1,130	662
May	3,287	2,194
June	4,902	3,601
July	7,513	5,781
August	9,611	7,617
September	11,332	9,627
October	13,581	
November	15,475	
December	17,347	
January	19,192	
February	21,261	
March	23,339	
April	24,571	
May	24,566	
June	24,561	

### QUALITY

	Quantity	Base Number	Contract	AT	Region	England
% of FP17s for the same patient ID Re-attending within 3 months - Children	131	1,872	7.0%	11.2%	11.1%	11.6%
% of FP17s for the same patient ID Re-attending within 3 months - Adults	644	5,148	12.5%	14.8%	15.3%	15.5%
% of FP17s for the same patient ID Re-attending between 3 & 9 months - Children	1,252	1,872	66.9%	58.6%	61.1%	58.8%
% of FP17s for the same patient ID Re-attending between 3 & 9 months - Adults	3,034	5,148	58.9%	49.3%	52.3%	51.1%
% of FP17s for Band 1 Urgent Courses	475	5,609	8.5%	9.7%	9.5%	9.0%
% of FP17s Relating to Free Repair or Replacements	83	5,609	1.5%	0.7%	0.7%	0.8%
% of FP17s Relating to Continuations	22	5,609	0.4%	0.6%	0.8%	0.9%
% of Patients satisfied with the dentistry they have received	7	7	N/A	95.6%	93.6%	93.3%
% of Patients satisfied with the time they had to wait for an appointment	7	7	N/A	88.8%	88.8%	88.9%

\* This is based on patients treated on this contract for their most recent course of treatment. Figures in italics indicate the base number of FP17s or Patient Questionnaire responses are less than 100. N/A is shown where the base number of responses is less than 10 during the period. % is calculated as Quantity/Base number\*100

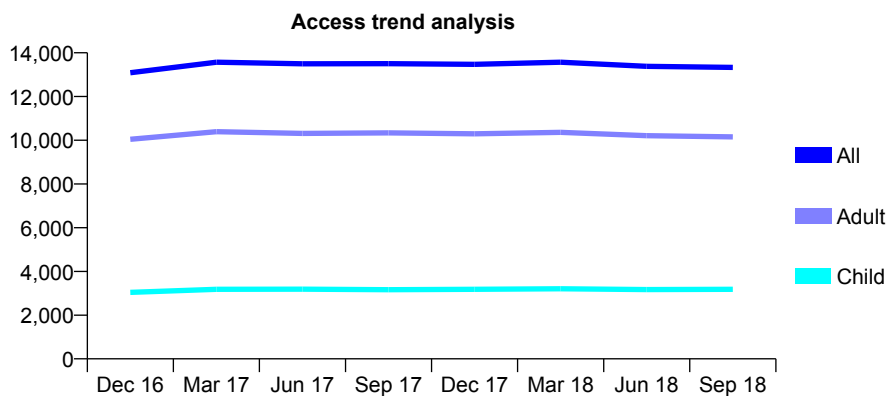
## Q69 - Vital Signs At a Glance Contract Report for 143367/0002 - September 2018

Name or company name	Bloxdent Ltd
Contract type name	GDS Contract
Purpose of contract	General
Contract start date	01/01/2010
Contract end date	

18/19 Contracted general activity (UDA)	35,340
Carry forward general activity (UDA)	0
18/19 Contracted orthodontic activity (UOA)	0
Carry forward orthodontic activity (UOA)	0
Baseline contract value	£845,122.32

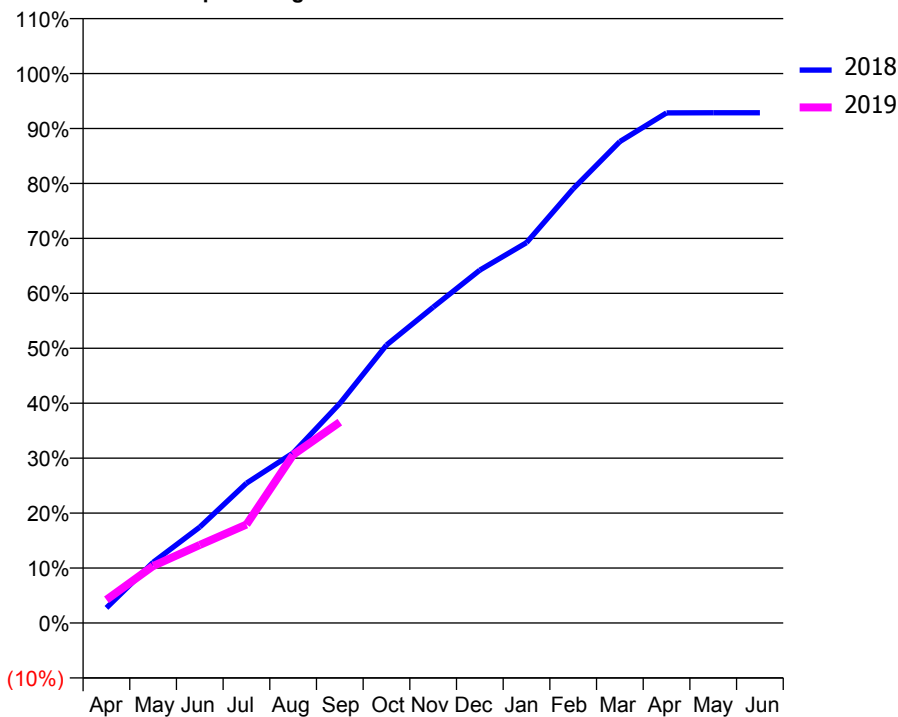
### ACCESS\*

Patients seen in 24 months	Total	Change since previous quarter
Quarter ending September 2017	13,500	
Quarter ending December 2017	13,473	→
Quarter ending March 2018	13,567	→
Quarter ending June 2018	13,378	↓
Quarter ending September 2018	13,335	→
<b>Variance since September 2017</b>	<b>(1.2%)</b>	<b>↓</b>



### ACTIVITY

Cumulative percentage of contracted UDA delivered 2018 & 2019



Month	Adjusted Scheduled Activity (UDA)	
	2018	2019
April	969	1,492
May	3,910	3,670
June	6,170	5,022
July	8,992	6,332
August	10,941	10,821
September	14,118	12,916
October	17,873	
November	20,315	
December	22,695	
January	24,464	
February	27,923	
March	30,963	
April	32,803	
May	32,813	
June	32,815	

### QUALITY

	Quantity	Base Number	Contract	AT	Region	England
% of FP17s for the same patient ID Re-attending within 3 months - Children	152	2,271	6.7%	11.2%	11.1%	11.6%
% of FP17s for the same patient ID Re-attending within 3 months - Adults	946	6,566	14.4%	14.8%	15.3%	15.5%
% of FP17s for the same patient ID Re-attending between 3 & 9 months - Children	1,459	2,271	64.2%	58.6%	61.1%	58.8%
% of FP17s for the same patient ID Re-attending between 3 & 9 months - Adults	3,952	6,566	60.2%	49.3%	52.3%	51.1%
% of FP17s for Band 1 Urgent Courses	694	7,487	9.3%	9.7%	9.5%	9.0%
% of FP17s Relating to Free Repair or Replacements	158	7,487	2.1%	0.7%	0.7%	0.8%
% of FP17s Relating to Continuations	35	7,487	0.5%	0.6%	0.8%	0.9%
% of Patients satisfied with the dentistry they have received	8	8	N/A	95.6%	93.6%	93.3%
% of Patients satisfied with the time they had to wait for an appointment	8	8	N/A	88.8%	88.8%	88.9%

\* This is based on patients treated on this contract for their most recent course of treatment. Figures in italics indicate the base number of FP17s or Patient Questionnaire responses are less than 100. N/A is shown where the base number of responses is less than 10 during the period. % is calculated as Quantity/Base number\*100

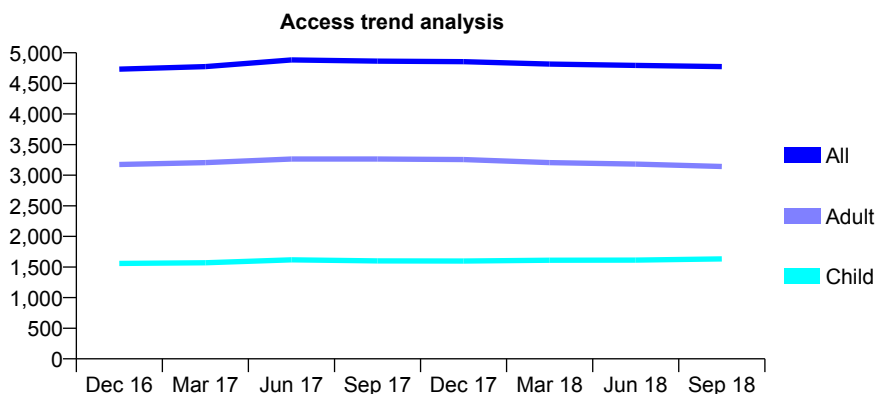
## Q69 - Vital Signs At a Glance Contract Report for 145971/0001 - September 2018

Name or company name	Gill Brothers Dental Surgeries Ltd
Contract type name	GDS Contract
Purpose of contract	General
Contract start date	05/05/2009
Contract end date	

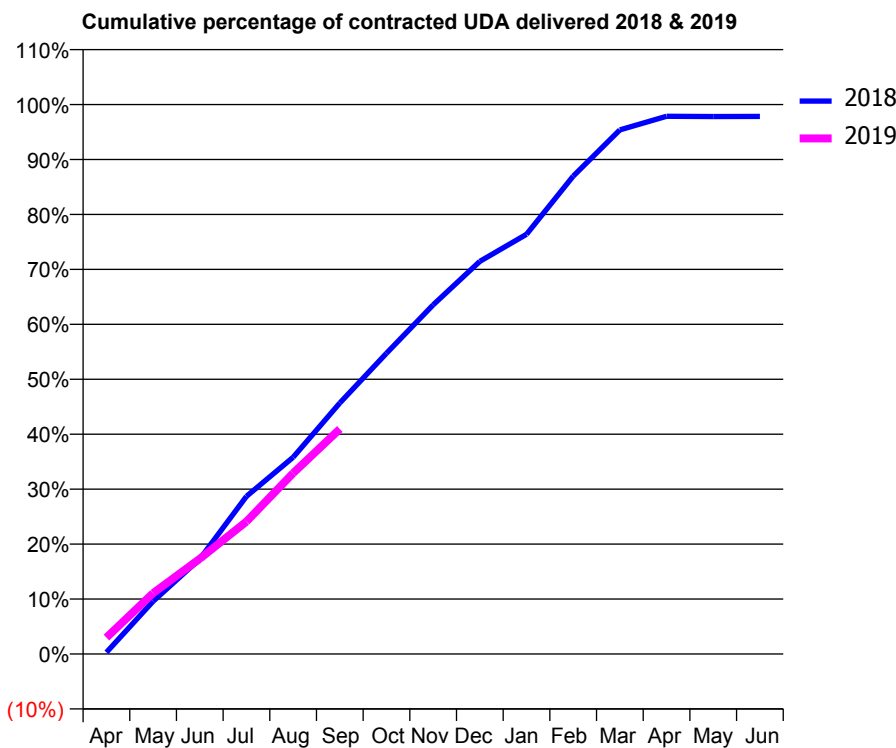
18/19 Contracted general activity (UDA)	16,940
Carry forward general activity (UDA)	368
18/19 Contracted orthodontic activity (UOA)	0
Carry forward orthodontic activity (UOA)	0
Baseline contract value	£441,001.79

### ACCESS\*

Patients seen in 24 months	Total	Change since previous quarter
Quarter ending September 2017	4,864	
Quarter ending December 2017	4,856	→
Quarter ending March 2018	4,816	→
Quarter ending June 2018	4,794	→
Quarter ending September 2018	4,775	→
<b>Variance since September 2017</b>	<b>(1.8%)</b>	<b>↓</b>



### ACTIVITY



Adjusted Scheduled Activity (UDA)		
Month	2018	2019
April	52	506
May	1,625	1,879
June	2,928	2,937
July	4,861	4,083
August	6,066	5,576
September	7,738	6,935
October	9,271	
November	10,765	
December	12,105	
January	12,940	
February	14,730	
March	16,159	
April	16,575	
May	16,571	
June	16,572	

### QUALITY

	Quantity	Base Number	Contract	AT	Region	England
% of FP17s for the same patient ID Re-attending within 3 months - Children	28	1,106	2.5%	11.2%	11.1%	11.6%
% of FP17s for the same patient ID Re-attending within 3 months - Adults	135	1,859	7.3%	14.8%	15.3%	15.5%
% of FP17s for the same patient ID Re-attending between 3 & 9 months - Children	646	1,106	58.4%	58.6%	61.1%	58.8%
% of FP17s for the same patient ID Re-attending between 3 & 9 months - Adults	1,086	1,859	58.4%	49.3%	52.3%	51.1%
% of FP17s for Band 1 Urgent Courses	135	2,798	4.8%	9.7%	9.5%	9.0%
% of FP17s Relating to Free Repair or Replacements	27	2,798	1.0%	0.7%	0.7%	0.8%
% of FP17s Relating to Continuations	18	2,798	0.6%	0.6%	0.8%	0.9%
% of Patients satisfied with the dentistry they have received	2	3	N/A	95.6%	93.6%	93.3%
% of Patients satisfied with the time they had to wait for an appointment	2	3	N/A	88.8%	88.8%	88.9%

\* This is based on patients treated on this contract for their most recent course of treatment. Figures in italics indicate the base number of FP17s or Patient Questionnaire responses are less than 100. N/A is shown where the base number of responses is less than 10 during the period. % is calculated as Quantity/Base number\*100

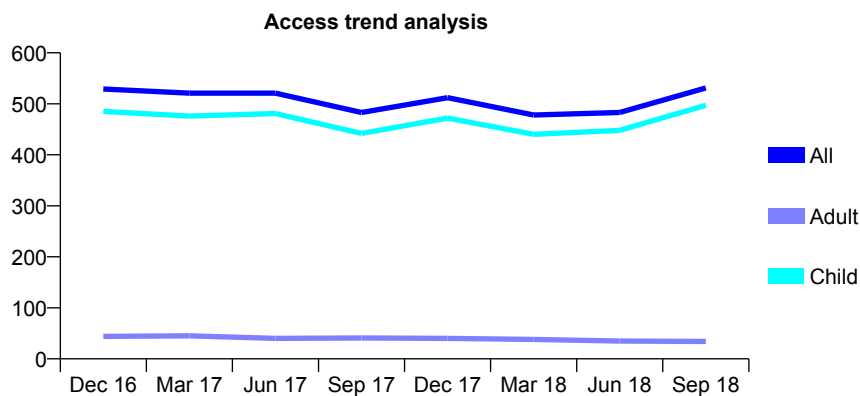
## Q69 - Vital Signs At a Glance Contract Report for 147451/0001 - September 2018

Name or company name	Halldent Ltd
Contract type name	GDS Contract
Purpose of contract	General
Contract start date	01/01/2007
Contract end date	

18/19 Contracted general activity (UDA)	1,300
Carry forward general activity (UDA)	11
18/19 Contracted orthodontic activity (UOA)	0
Carry forward orthodontic activity (UOA)	0
Baseline contract value	£37,042.81

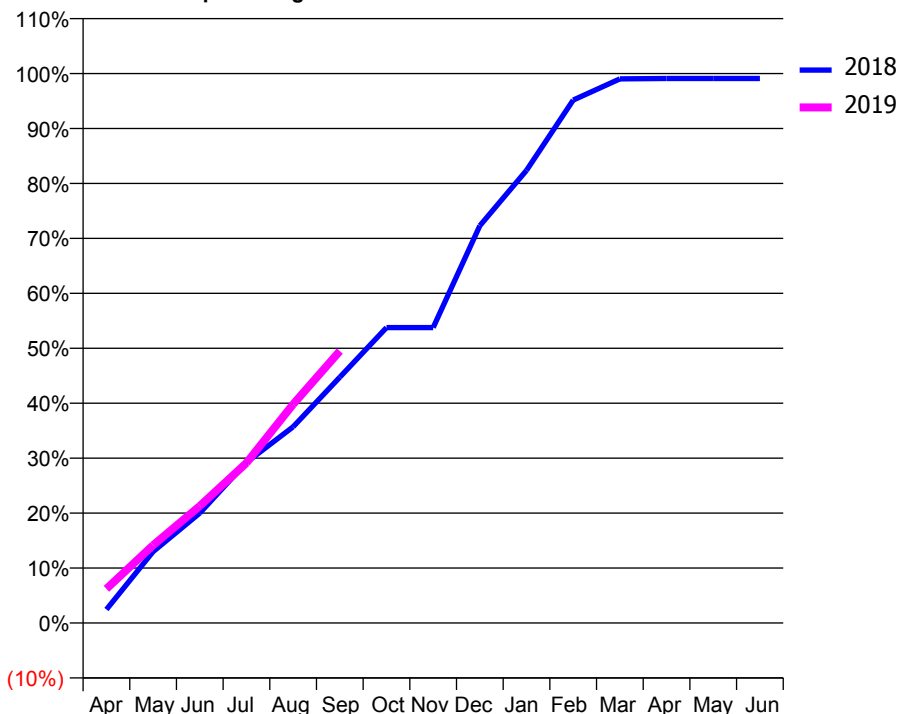
### ACCESS\*

Patients seen in 24 months	Total	Change since previous quarter
Quarter ending September 2017	483	
Quarter ending December 2017	512	↑
Quarter ending March 2018	478	↓
Quarter ending June 2018	483	→
Quarter ending September 2018	531	↑
<b>Variance since September 2017</b>	<b>9.9%</b>	<b>↑</b>



### ACTIVITY

Cumulative percentage of contracted UDA delivered 2018 & 2019



Adjusted Scheduled Activity (UDA)

Month	2018	2019
April	32	81
May	169	184
June	260	277
July	380	379
August	464	517
September	582	643
October	699	
November	699	
December	940	
January	1,071	
February	1,237	
March	1,287	
April	1,288	
May	1,288	
June	1,288	

### QUALITY

	Quantity	Base Number	Contract	AT	Region	England
% of FP17s for the same patient ID Re-attending within 3 months - Children	27	465	5.8%	11.2%	11.1%	11.6%
% of FP17s for the same patient ID Re-attending within 3 months - Adults	0	0	N/A	14.8%	15.3%	15.5%
% of FP17s for the same patient ID Re-attending between 3 & 9 months - Children	292	465	62.8%	58.6%	61.1%	58.8%
% of FP17s for the same patient ID Re-attending between 3 & 9 months - Adults	0	0	N/A	49.3%	52.3%	51.1%
% of FP17s for Band 1 Urgent Courses	7	463	1.5%	9.7%	9.5%	9.0%
% of FP17s Relating to Free Repair or Replacements	0	463	0.0%	0.7%	0.7%	0.8%
% of FP17s Relating to Continuations	1	463	0.2%	0.6%	0.8%	0.9%
% of Patients satisfied with the dentistry they have received	0	0	N/A	95.6%	93.6%	93.3%
% of Patients satisfied with the time they had to wait for an appointment	0	0	N/A	88.8%	88.8%	88.9%

\* This is based on patients treated on this contract for their most recent course of treatment. Figures in italics indicate the base number of FP17s or Patient Questionnaire responses are less than 100. N/A is shown where the base number of responses is less than 10 during the period. % is calculated as Quantity/Base number\*100

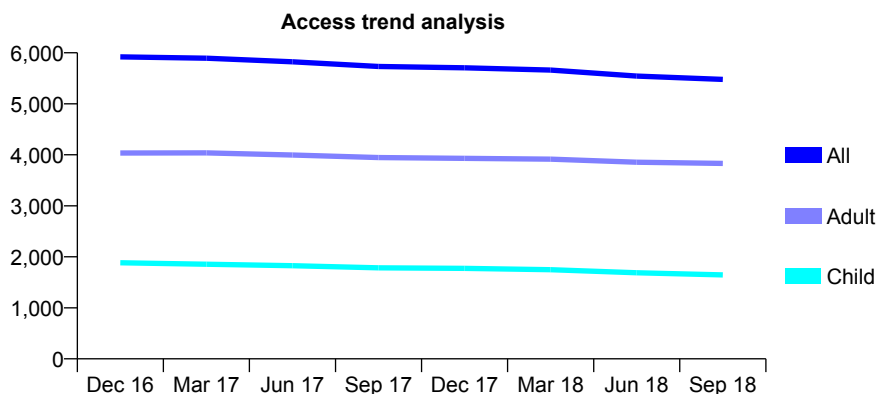
## Q69 - Vital Signs At a Glance Contract Report for 148318/0001 - September 2018

Name or company name	Forlon Dental Surgeries Limited
Contract type name	GDS Contract
Purpose of contract	General
Contract start date	01/04/2006
Contract end date	

18/19 Contracted general activity (UDA)	12,850
Carry forward general activity (UDA)	0
18/19 Contracted orthodontic activity (UOA)	0
Carry forward orthodontic activity (UOA)	0
Baseline contract value	£303,130.95

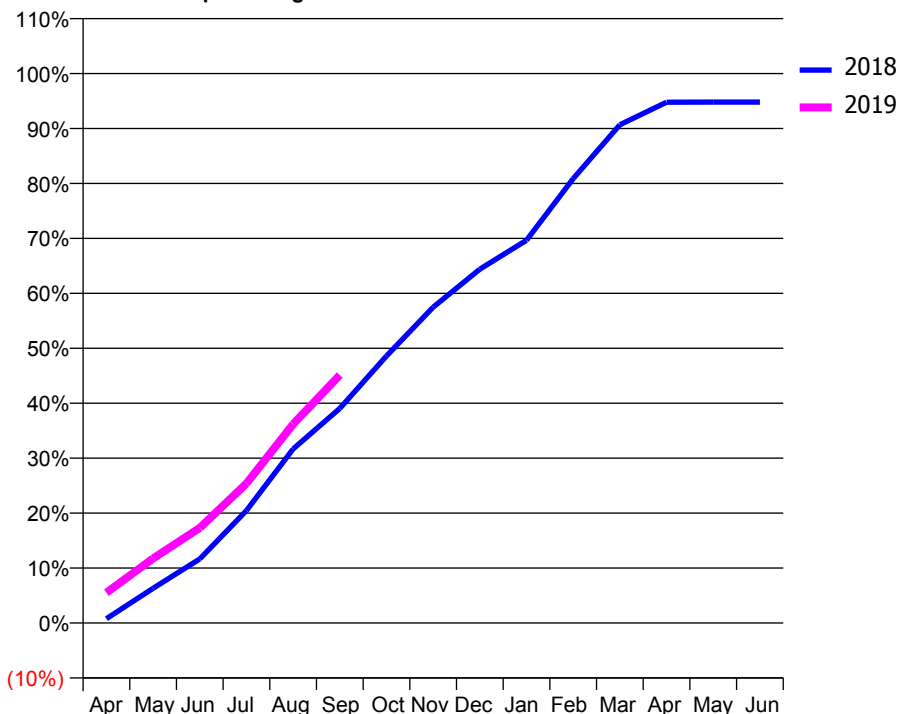
### ACCESS\*

Patients seen in 24 months	Total	Change since previous quarter
Quarter ending September 2017	5,732	
Quarter ending December 2017	5,707	→
Quarter ending March 2018	5,661	→
Quarter ending June 2018	5,544	↓
Quarter ending September 2018	5,479	↓
<b>Variance since September 2017</b>	<b>(4.4%)</b>	<b>↓</b>



### ACTIVITY

Cumulative percentage of contracted UDA delivered 2018 & 2019



Month	Adjusted Scheduled Activity (UDA)	
	2018	2019
April	101	709
May	811	1,512
June	1,499	2,224
July	2,630	3,264
August	4,070	4,650
September	5,017	5,798
October	6,245	
November	7,387	
December	8,275	
January	8,950	
February	10,391	
March	11,653	
April	12,177	
May	12,181	
June	12,181	

### QUALITY

	Quantity	Base Number	Contract	AT	Region	England
% of FP17s for the same patient ID Re-attending within 3 months - Children	76	1,079	7.0%	11.2%	11.1%	11.6%
% of FP17s for the same patient ID Re-attending within 3 months - Adults	433	2,411	18.0%	14.8%	15.3%	15.5%
% of FP17s for the same patient ID Re-attending between 3 & 9 months - Children	525	1,079	48.7%	58.6%	61.1%	58.8%
% of FP17s for the same patient ID Re-attending between 3 & 9 months - Adults	1,096	2,411	45.5%	49.3%	52.3%	51.1%
% of FP17s for Band 1 Urgent Courses	323	2,990	10.8%	9.7%	9.5%	9.0%
% of FP17s Relating to Free Repair or Replacements	34	2,990	1.1%	0.7%	0.7%	0.8%
% of FP17s Relating to Continuations	21	2,990	0.7%	0.6%	0.8%	0.9%
% of Patients satisfied with the dentistry they have received	2	2	N/A	95.6%	93.6%	93.3%
% of Patients satisfied with the time they had to wait for an appointment	2	2	N/A	88.8%	88.8%	88.9%

\* This is based on patients treated on this contract for their most recent course of treatment. Figures in italics indicate the base number of FP17s or Patient Questionnaire responses are less than 100. N/A is shown where the base number of responses is less than 10 during the period. % is calculated as Quantity/Base number\*100

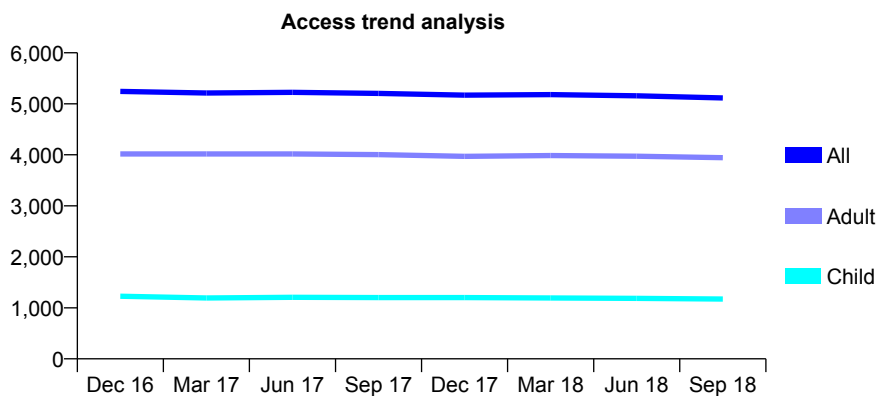
## Q69 - Vital Signs At a Glance Contract Report for 149500/0001 - September 2018

Name or company name	OPTIMA CARE (HW) LTD
Contract type name	GDS Contract
Purpose of contract	General
Contract start date	01/11/2012
Contract end date	

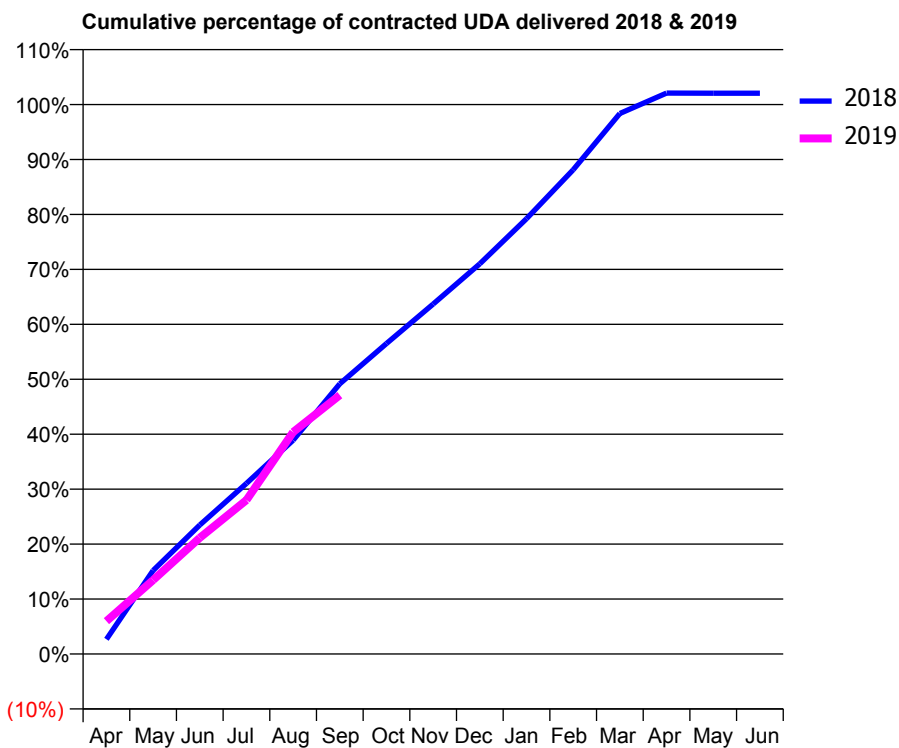
18/19 Contracted general activity (UDA)	13,444
Carry forward general activity (UDA)	-268
18/19 Contracted orthodontic activity (UOA)	0
Carry forward orthodontic activity (UOA)	0
Baseline contract value	£320,486.29

### ACCESS\*

Patients seen in 24 months	Total	Change since previous quarter
Quarter ending September 2017	5,205	
Quarter ending December 2017	5,171	→
Quarter ending March 2018	5,180	→
Quarter ending June 2018	5,157	→
Quarter ending September 2018	5,115	→
<b>Variance since September 2017</b>	<b>(1.7%)</b>	<b>↓</b>



### ACTIVITY



Month	Adjusted Scheduled Activity (UDA)	
	2018	2019
April	359	806
May	2,045	1,808
June	3,156	2,844
July	4,173	3,766
August	5,231	5,430
September	6,613	6,335
October	7,597	
November	8,561	
December	9,547	
January	10,649	
February	11,848	
March	13,223	
April	13,724	
May	13,720	
June	13,721	

### QUALITY

	Quantity	Base Number	Contract	AT	Region	England
% of FP17s for the same patient ID Re-attending within 3 months - Children	38	918	4.1%	11.2%	11.1%	11.6%
% of FP17s for the same patient ID Re-attending within 3 months - Adults	230	2,580	8.9%	14.8%	15.3%	15.5%
% of FP17s for the same patient ID Re-attending between 3 & 9 months - Children	557	918	60.7%	58.6%	61.1%	58.8%
% of FP17s for the same patient ID Re-attending between 3 & 9 months - Adults	1,353	2,580	52.4%	49.3%	52.3%	51.1%
% of FP17s for Band 1 Urgent Courses	188	3,272	5.7%	9.7%	9.5%	9.0%
% of FP17s Relating to Free Repair or Replacements	8	3,272	0.2%	0.7%	0.7%	0.8%
% of FP17s Relating to Continuations	7	3,272	0.2%	0.6%	0.8%	0.9%
% of Patients satisfied with the dentistry they have received	3	3	N/A	95.6%	93.6%	93.3%
% of Patients satisfied with the time they had to wait for an appointment	3	3	N/A	88.8%	88.8%	88.9%

\* This is based on patients treated on this contract for their most recent course of treatment. Figures in italics indicate the base number of FP17s or Patient Questionnaire responses are less than 100. N/A is shown where the base number of responses is less than 10 during the period. % is calculated as Quantity/Base number\*100

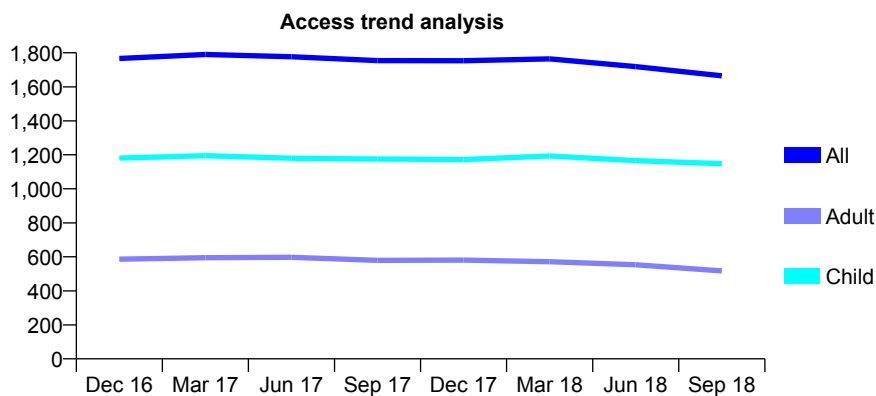
## Q69 - Vital Signs At a Glance Contract Report for 151343/0001 - September 2018

Name or company name	York House Dental Practice
Contract type name	GDS Contract
Purpose of contract	General
Contract start date	01/05/2012
Contract end date	

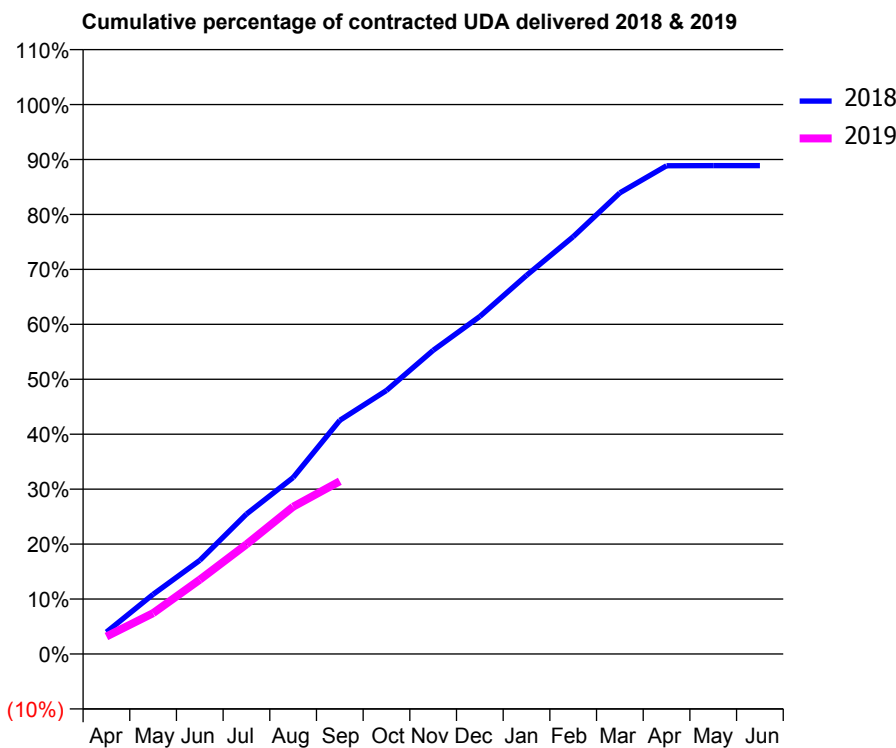
18/19 Contracted general activity (UDA)	4,439
Carry forward general activity (UDA)	0
18/19 Contracted orthodontic activity (UOA)	0
Carry forward orthodontic activity (UOA)	0
Baseline contract value	£107,731.48

### ACCESS\*

Patients seen in 24 months	Total	Change since previous quarter
Quarter ending September 2017	1,754	
Quarter ending December 2017	1,753	→
Quarter ending March 2018	1,764	→
Quarter ending June 2018	1,719	↓
Quarter ending September 2018	1,665	↓
<b>Variance since September 2017</b>	<b>(5.1%)</b>	<b>↓</b>



### ACTIVITY



Adjusted Scheduled Activity (UDA)		
Month	2018	2019
April	177	141
May	482	330
June	757	601
July	1,131	886
August	1,426	1,190
September	1,888	1,395
October	2,130	
November	2,454	
December	2,727	
January	3,059	
February	3,371	
March	3,726	
April	3,944	
May	3,945	
June	3,945	

### QUALITY

	Quantity	Base Number	Contract	AT	Region	England
% of FP17s for the same patient ID Re-attending within 3 months - Children	53	874	6.1%	11.2%	11.1%	11.6%
% of FP17s for the same patient ID Re-attending within 3 months - Adults	43	248	17.3%	14.8%	15.3%	15.5%
% of FP17s for the same patient ID Re-attending between 3 & 9 months - Children	601	874	68.8%	58.6%	61.1%	58.8%
% of FP17s for the same patient ID Re-attending between 3 & 9 months - Adults	136	248	54.8%	49.3%	52.3%	51.1%
% of FP17s for Band 1 Urgent Courses	56	989	5.7%	9.7%	9.5%	9.0%
% of FP17s Relating to Free Repair or Replacements	0	989	0.0%	0.7%	0.7%	0.8%
% of FP17s Relating to Continuations	9	989	0.9%	0.6%	0.8%	0.9%
% of Patients satisfied with the dentistry they have received	2	2	N/A	95.6%	93.6%	93.3%
% of Patients satisfied with the time they had to wait for an appointment	2	2	N/A	88.8%	88.8%	88.9%

\* This is based on patients treated on this contract for their most recent course of treatment. Figures in italics indicate the base number of FP17s or Patient Questionnaire responses are less than 100. N/A is shown where the base number of responses is less than 10 during the period. % is calculated as Quantity/Base number\*100



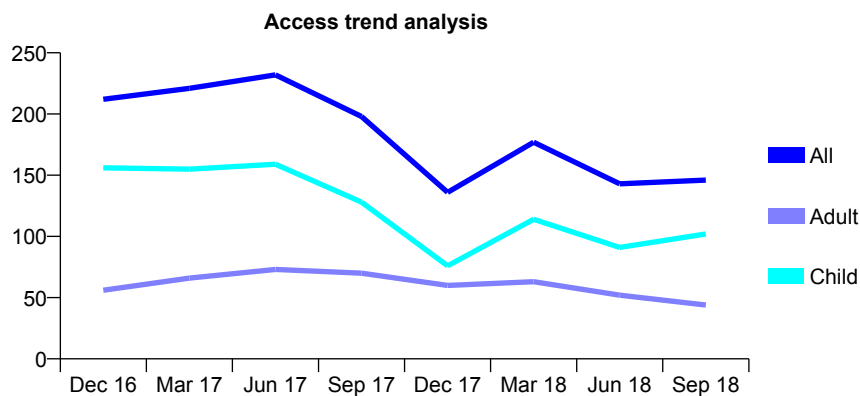
## Q69 - Vital Signs At a Glance Contract Report for 152145/0001 - September 2018

Name or company name	Fullarton and Hughes Dental Partnership
Contract type name	GDS Contract
Purpose of contract	General
Contract start date	01/10/2015
Contract end date	

18/19 Contracted general activity (UDA)	1,594
Carry forward general activity (UDA)	0
18/19 Contracted orthodontic activity (UOA)	0
Carry forward orthodontic activity (UOA)	0
Baseline contract value	£34,753.85

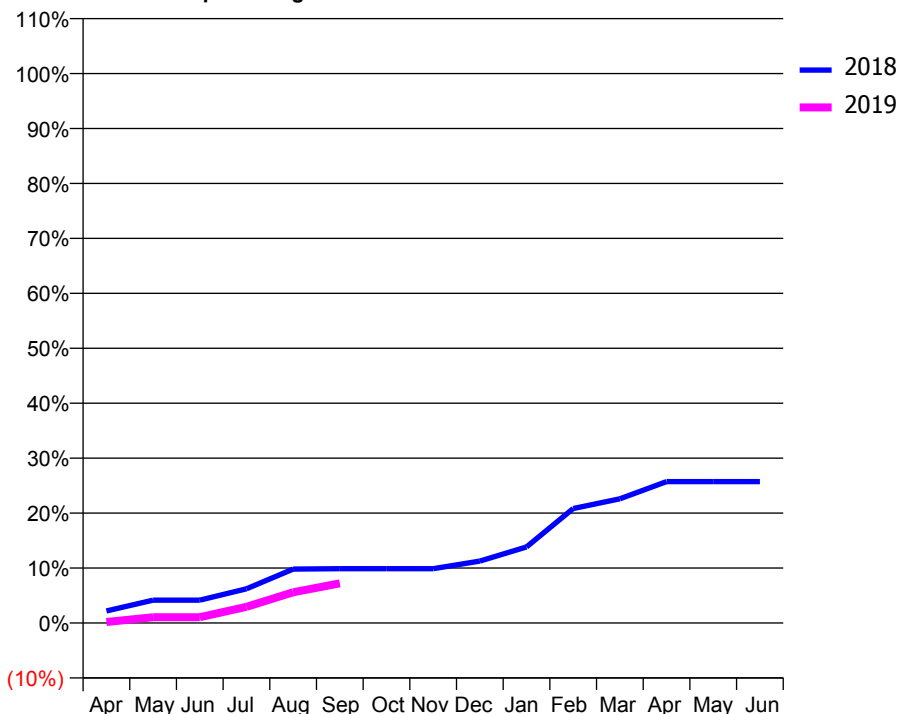
### ACCESS\*

Patients seen in 24 months	Total	Change since previous quarter
Quarter ending September 2017	198	
Quarter ending December 2017	136	↓
Quarter ending March 2018	177	↑
Quarter ending June 2018	143	↓
Quarter ending September 2018	146	↑
<b>Variance since September 2017</b>	<b>(26.3%)</b>	<b>↓</b>



### ACTIVITY

Cumulative percentage of contracted UDA delivered 2018 & 2019



Month	Adjusted Scheduled Activity (UDA)	
	2018	2019
April	35	3
May	66	17
June	66	17
July	99	47
August	157	89
September	158	115
October	158	
November	158	
December	180	
January	221	
February	332	
March	360	
April	410	
May	410	
June	410	

### QUALITY

	Quantity	Base Number	Contract	AT	Region	England
% of FP17s for the same patient ID Re-attending within 3 months - Children	3	93	3.2%	11.2%	11.1%	11.6%
% of FP17s for the same patient ID Re-attending within 3 months - Adults	0	9	0.0%	14.8%	15.3%	15.5%
% of FP17s for the same patient ID Re-attending between 3 & 9 months - Children	30	93	32.3%	58.6%	61.1%	58.8%
% of FP17s for the same patient ID Re-attending between 3 & 9 months - Adults	5	9	55.6%	49.3%	52.3%	51.1%
% of FP17s for Band 1 Urgent Courses	1	72	1.4%	9.7%	9.5%	9.0%
% of FP17s Relating to Free Repair or Replacements	0	72	0.0%	0.7%	0.7%	0.8%
% of FP17s Relating to Continuations	0	72	0.0%	0.6%	0.8%	0.9%
% of Patients satisfied with the dentistry they have received	0	0	N/A	95.6%	93.6%	93.3%
% of Patients satisfied with the time they had to wait for an appointment	0	0	N/A	88.8%	88.8%	88.9%

\* This is based on patients treated on this contract for their most recent course of treatment. Figures in italics indicate the base number of FP17s or Patient Questionnaire responses are less than 100. N/A is shown where the base number of responses is less than 10 during the period. % is calculated as Quantity/Base number\*100

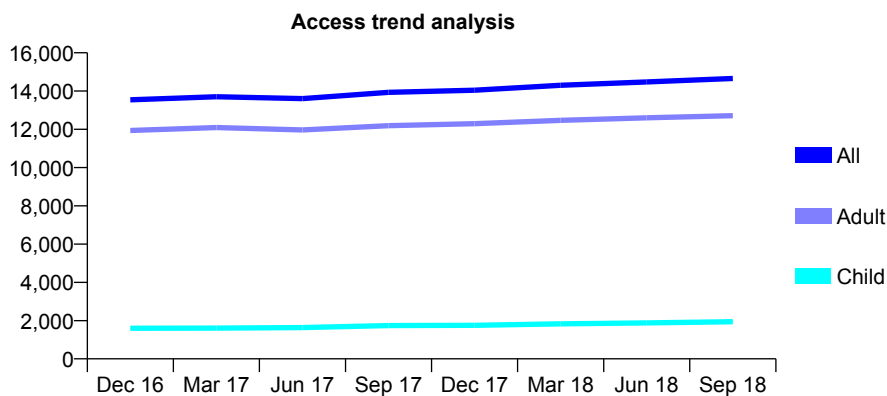
## Q69 - Vital Signs At a Glance Contract Report for 152234/0001 - September 2018

Name or company name	Studental Ltd
Contract type name	GDS Contract
Purpose of contract	General
Contract start date	01/04/2009
Contract end date	

18/19 Contracted general activity (UDA)	34,000
Carry forward general activity (UDA)	0
18/19 Contracted orthodontic activity (UOA)	0
Carry forward orthodontic activity (UOA)	0
Baseline contract value	£873,131.18

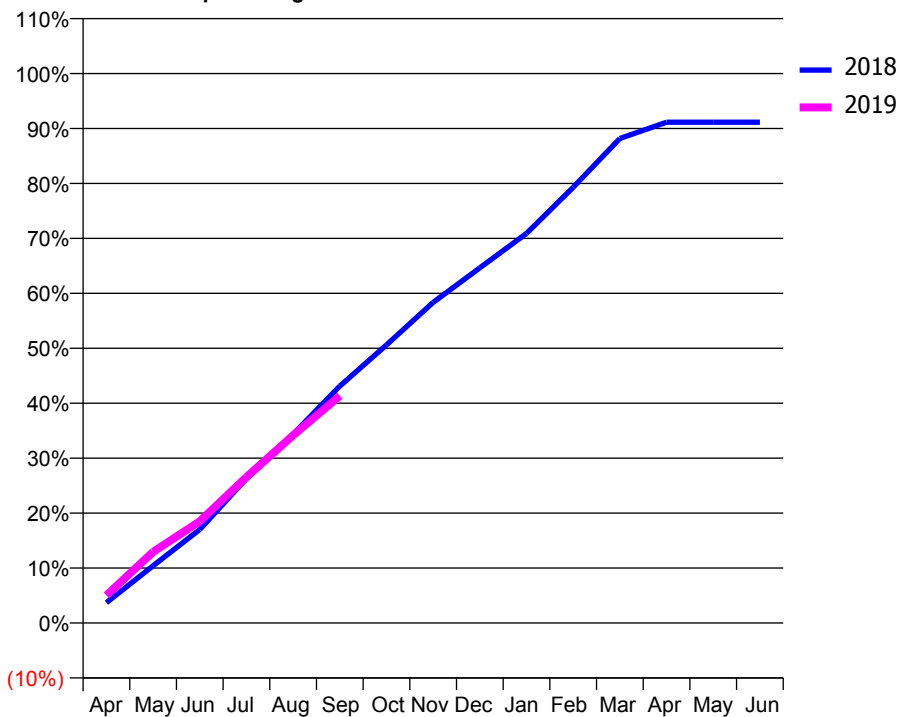
### ACCESS\*

Patients seen in 24 months	Total	Change since previous quarter
Quarter ending September 2017	13,932	
Quarter ending December 2017	14,043	→
Quarter ending March 2018	14,303	→
Quarter ending June 2018	14,478	→
Quarter ending September 2018	14,660	→
<b>Variance since September 2017</b>	<b>5.2%</b>	<b>↑</b>



### ACTIVITY

Cumulative percentage of contracted UDA delivered 2018 & 2019



Month	Adjusted Scheduled Activity (UDA)	
	2018	2019
April	1,257	1,712
May	3,544	4,402
June	5,787	6,290
July	8,941	9,033
August	11,690	11,616
September	14,659	14,053
October	17,204	
November	19,841	
December	21,975	
January	24,106	
February	26,962	
March	29,976	
April	30,983	
May	30,985	
June	30,982	

### QUALITY

	Quantity	Base Number	Contract	AT	Region	England
% of FP17s for the same patient ID Re-attending within 3 months - Children	103	1,468	7.0%	11.2%	11.1%	11.6%
% of FP17s for the same patient ID Re-attending within 3 months - Adults	709	6,778	10.5%	14.8%	15.3%	15.5%
% of FP17s for the same patient ID Re-attending between 3 & 9 months - Children	734	1,468	50.0%	58.6%	61.1%	58.8%
% of FP17s for the same patient ID Re-attending between 3 & 9 months - Adults	2,445	6,778	36.1%	49.3%	52.3%	51.1%
% of FP17s for Band 1 Urgent Courses	912	7,691	11.9%	9.7%	9.5%	9.0%
% of FP17s Relating to Free Repair or Replacements	61	7,691	0.8%	0.7%	0.7%	0.8%
% of FP17s Relating to Continuations	27	7,691	0.4%	0.6%	0.8%	0.9%
% of Patients satisfied with the dentistry they have received	2	3	N/A	95.6%	93.6%	93.3%
% of Patients satisfied with the time they had to wait for an appointment	2	3	N/A	88.8%	88.8%	88.9%

\* This is based on patients treated on this contract for their most recent course of treatment. Figures in italics indicate the base number of FP17s or Patient Questionnaire responses are less than 100. N/A is shown where the base number of responses is less than 10 during the period. % is calculated as Quantity/Base number\*100

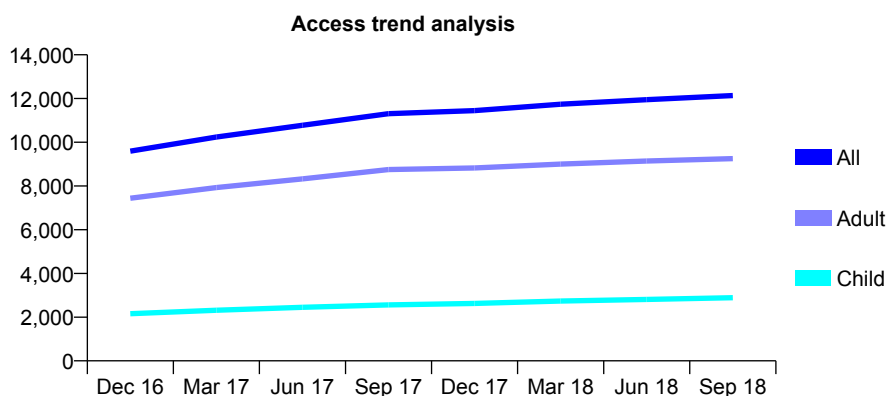
## Q69 - Vital Signs At a Glance Contract Report for 152552/0001 - September 2018

Name or company name	Ahmed Aleishaker and Dinah Alshamma
Contract type name	GDS Contract
Purpose of contract	General
Contract start date	01/08/2015
Contract end date	

18/19 Contracted general activity (UDA)	27,953
Carry forward general activity (UDA)	351
18/19 Contracted orthodontic activity (UOA)	0
Carry forward orthodontic activity (UOA)	0
Baseline contract value	£729,658.70

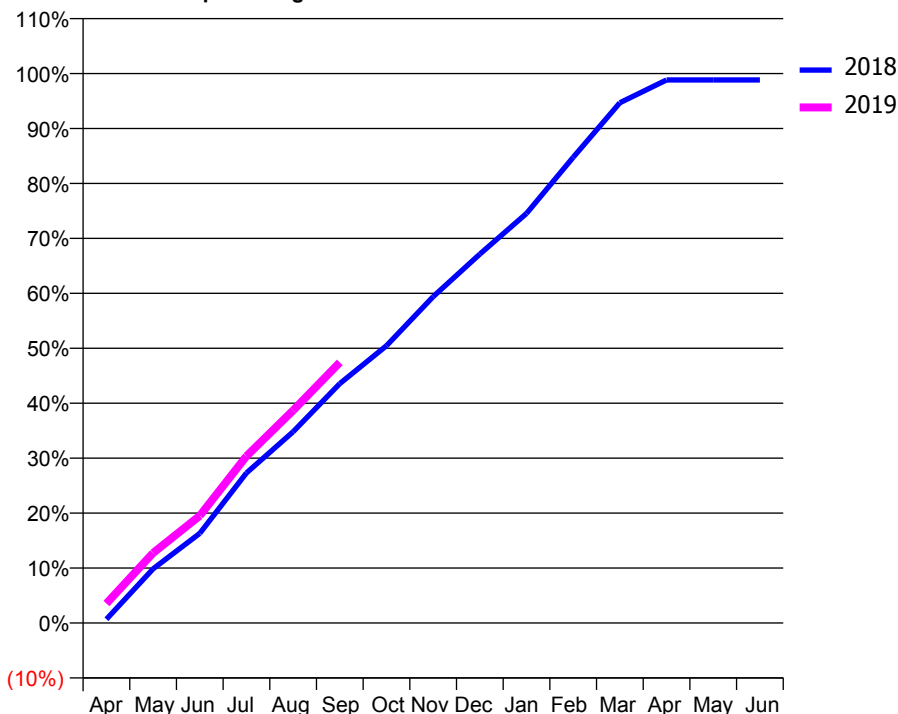
### ACCESS\*

Patients seen in 24 months	Total	Change since previous quarter
Quarter ending September 2017	11,307	
Quarter ending December 2017	11,449	→
Quarter ending March 2018	11,738	↑
Quarter ending June 2018	11,947	→
Quarter ending September 2018	12,135	→
<b>Variance since September 2017</b>	<b>7.3%</b>	<b>↑</b>



### ACTIVITY

Cumulative percentage of contracted UDA delivered 2018 & 2019



Adjusted Scheduled Activity (UDA)

Month	2018	2019
April	206	996
May	2,951	3,568
June	4,878	5,458
July	8,172	8,491
August	10,411	10,818
September	13,035	13,259
October	15,097	
November	17,768	
December	20,082	
January	22,294	
February	25,353	
March	28,317	
April	29,558	
May	29,559	
June	29,559	

### QUALITY

	Quantity	Base Number	Contract	AT	Region	England
% of FP17s for the same patient ID Re-attending within 3 months - Children	89	2,119	4.2%	11.2%	11.1%	11.6%
% of FP17s for the same patient ID Re-attending within 3 months - Adults	775	6,512	11.9%	14.8%	15.3%	15.5%
% of FP17s for the same patient ID Re-attending between 3 & 9 months - Children	1,090	2,119	51.4%	58.6%	61.1%	58.8%
% of FP17s for the same patient ID Re-attending between 3 & 9 months - Adults	3,372	6,512	51.8%	49.3%	52.3%	51.1%
% of FP17s for Band 1 Urgent Courses	482	8,096	6.0%	9.7%	9.5%	9.0%
% of FP17s Relating to Free Repair or Replacements	19	8,096	0.2%	0.7%	0.7%	0.8%
% of FP17s Relating to Continuations	37	8,096	0.5%	0.6%	0.8%	0.9%
% of Patients satisfied with the dentistry they have received	7	7	N/A	95.6%	93.6%	93.3%
% of Patients satisfied with the time they had to wait for an appointment	7	7	N/A	88.8%	88.8%	88.9%

\* This is based on patients treated on this contract for their most recent course of treatment. Figures in italics indicate the base number of FP17s or Patient Questionnaire responses are less than 100. N/A is shown where the base number of responses is less than 10 during the period. % is calculated as Quantity/Base number\*100

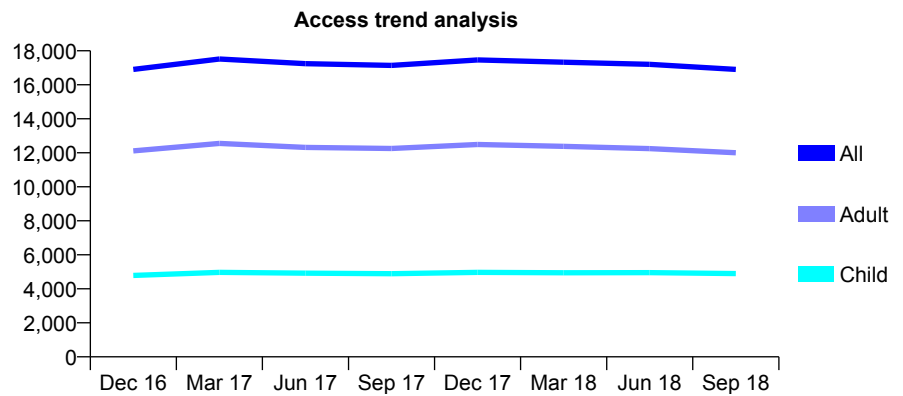
## Q69 - Vital Signs At a Glance Contract Report for 153389/0001 - September 2018

Name or company name	Smile Care (Dental) Ltd
Contract type name	GDS Contract
Purpose of contract	General
Contract start date	10/03/2008
Contract end date	

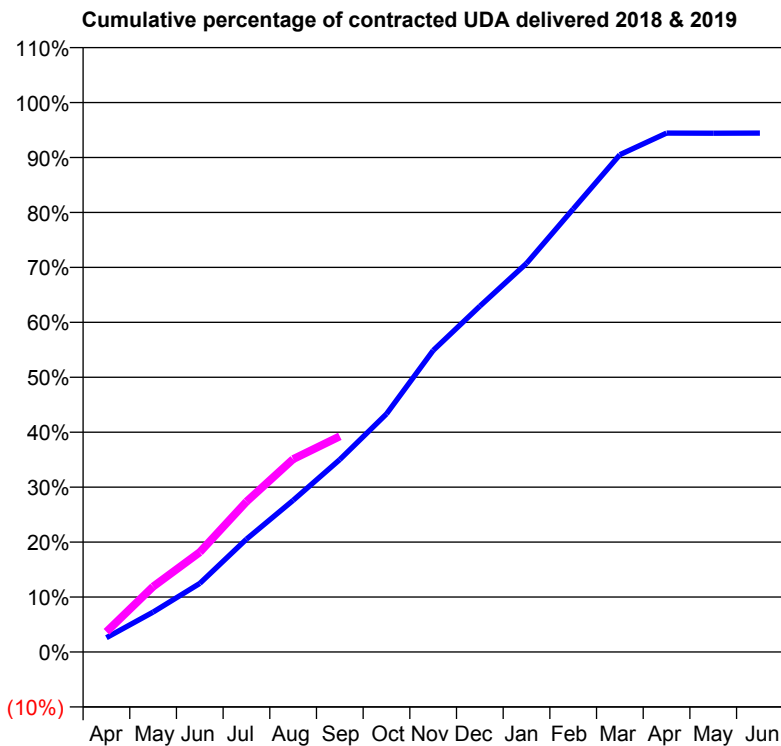
18/19 Contracted general activity (UDA)	45,370
Carry forward general activity (UDA)	0
18/19 Contracted orthodontic activity (UOA)	0
Carry forward orthodontic activity (UOA)	0
Baseline contract value	£1,229,390.27

### ACCESS\*

Patients seen in 24 months	Total	Change since previous quarter
Quarter ending September 2017	17,143	
Quarter ending December 2017	17,463	→
Quarter ending March 2018	17,331	→
Quarter ending June 2018	17,202	→
Quarter ending September 2018	16,904	↓
<b>Variance since September 2017</b>	<b>(1.4%)</b>	<b>↓</b>



### ACTIVITY



Month	Adjusted Scheduled Activity (UDA)	
	2018	2019
April	1,187	1,664
May	3,296	5,396
June	5,664	8,246
July	9,322	12,413
August	12,528	15,924
September	15,894	17,813
October	19,653	
November	24,894	
December	28,550	
January	32,088	
February	36,583	
March	41,059	
April	42,844	
May	42,836	
June	42,841	

### QUALITY

	Quantity	Base Number	Contract	AT	Region	England
% of FP17s for the same patient ID Re-attending within 3 months - Children	281	2,896	9.7%	11.2%	11.1%	11.6%
% of FP17s for the same patient ID Re-attending within 3 months - Adults	819	5,308	15.4%	14.8%	15.3%	15.5%
% of FP17s for the same patient ID Re-attending between 3 & 9 months - Children	1,227	2,896	42.4%	58.6%	61.1%	58.8%
% of FP17s for the same patient ID Re-attending between 3 & 9 months - Adults	1,672	5,308	31.5%	49.3%	52.3%	51.1%
% of FP17s for Band 1 Urgent Courses	1,239	7,138	17.4%	9.7%	9.5%	9.0%
% of FP17s Relating to Free Repair or Replacements	62	7,138	0.9%	0.7%	0.7%	0.8%
% of FP17s Relating to Continuations	23	7,138	0.3%	0.6%	0.8%	0.9%
% of Patients satisfied with the dentistry they have received	5	6	N/A	95.6%	93.6%	93.3%
% of Patients satisfied with the time they had to wait for an appointment	5	6	N/A	88.8%	88.8%	88.9%

\* This is based on patients treated on this contract for their most recent course of treatment. Figures in italics indicate the base number of FP17s or Patient Questionnaire responses are less than 100. N/A is shown where the base number of responses is less than 10 during the period. % is calculated as Quantity/Base number\*100

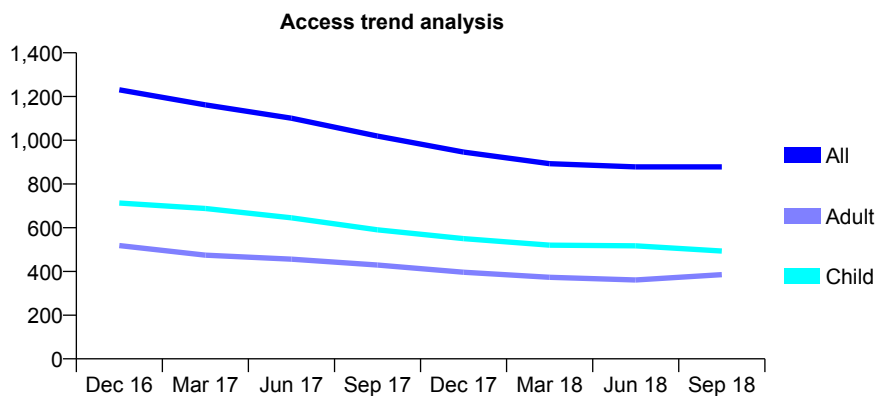
## Q69 - Vital Signs At a Glance Contract Report for 154601/0001 - September 2018

Name or company name	Oxfordshire Priority Dental Service
Contract type name	PDS Contract
Purpose of contract	General
Contract start date	01/04/2006
Contract end date	31/03/2019

18/19 Contracted general activity (UDA)	3,000
Carry forward general activity (UDA)	0
18/19 Contracted orthodontic activity (UOA)	0
Carry forward orthodontic activity (UOA)	0
Baseline contract value	£0.00

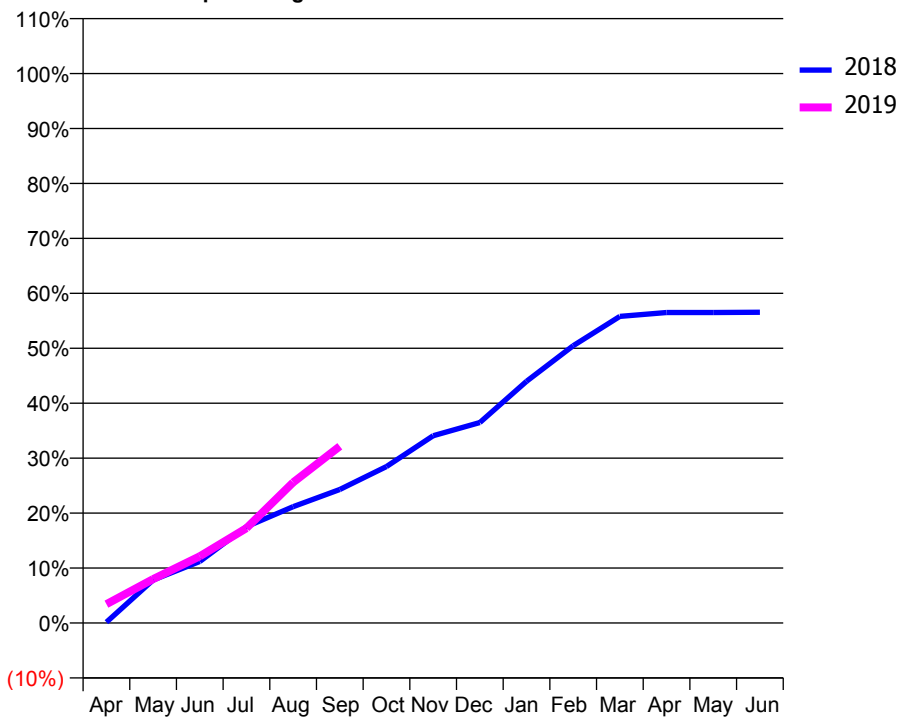
### ACCESS\*

Patients seen in 24 months	Total	Change since previous quarter
Quarter ending September 2017	1,019	
Quarter ending December 2017	946	↓
Quarter ending March 2018	893	↓
Quarter ending June 2018	878	↓
Quarter ending September 2018	878	→
<b>Variance since September 2017</b>	<b>(13.8%)</b>	<b>↓</b>



### ACTIVITY

Cumulative percentage of contracted UDA delivered 2018 & 2019



Adjusted Scheduled Activity (UDA)

Month	2018	2019
April	4	103
May	235	240
June	336	364
July	526	518
August	635	768
September	729	965
October	854	
November	1,022	
December	1,095	
January	1,319	
February	1,514	
March	1,674	
April	1,695	
May	1,695	
June	1,696	

### QUALITY

	Quantity	Base Number	Contract	AT	Region	England
% of FP17s for the same patient ID Re-attending within 3 months - Children	52	349	14.9%	11.2%	11.1%	11.6%
% of FP17s for the same patient ID Re-attending within 3 months - Adults	14	230	6.1%	14.8%	15.3%	15.5%
% of FP17s for the same patient ID Re-attending between 3 & 9 months - Children	122	349	35.0%	58.6%	61.1%	58.8%
% of FP17s for the same patient ID Re-attending between 3 & 9 months - Adults	60	230	26.1%	49.3%	52.3%	51.1%
% of FP17s for Band 1 Urgent Courses	79	564	14.0%	9.7%	9.5%	9.0%
% of FP17s Relating to Free Repair or Replacements	0	564	0.0%	0.7%	0.7%	0.8%
% of FP17s Relating to Continuations	5	564	0.9%	0.6%	0.8%	0.9%
% of Patients satisfied with the dentistry they have received	1	1	N/A	95.6%	93.6%	93.3%
% of Patients satisfied with the time they had to wait for an appointment	0	1	N/A	88.8%	88.8%	88.9%

\* This is based on patients treated on this contract for their most recent course of treatment. Figures in italics indicate the base number of FP17s or Patient Questionnaire responses are less than 100. N/A is shown where the base number of responses is less than 10 during the period. % is calculated as Quantity/Base number\*100

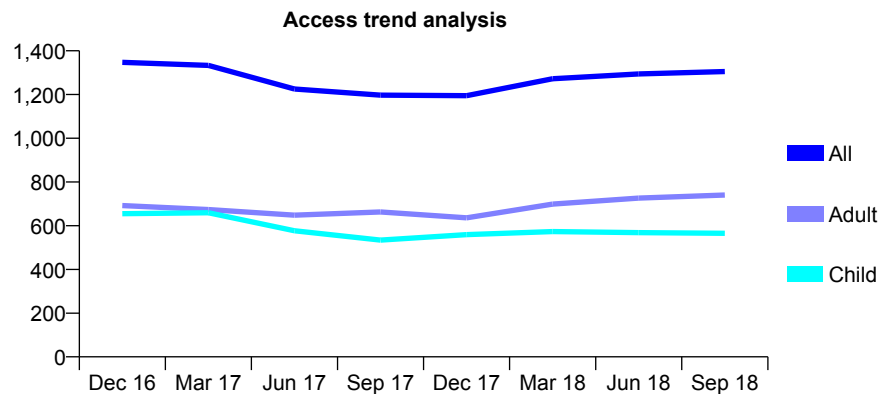
## Q69 - Vital Signs At a Glance Contract Report for 154601/0002 - September 2018

Name or company name	Oxfordshire Priority Dental Service
Contract type name	PDS Contract
Purpose of contract	General and Orthodontic
Contract start date	01/04/2006
Contract end date	31/03/2019

18/19 Contracted general activity (UDA)	4,000
Carry forward general activity (UDA)	0
18/19 Contracted orthodontic activity (UOA)	1,350
Carry forward orthodontic activity (UOA)	0
Baseline contract value	£0.00

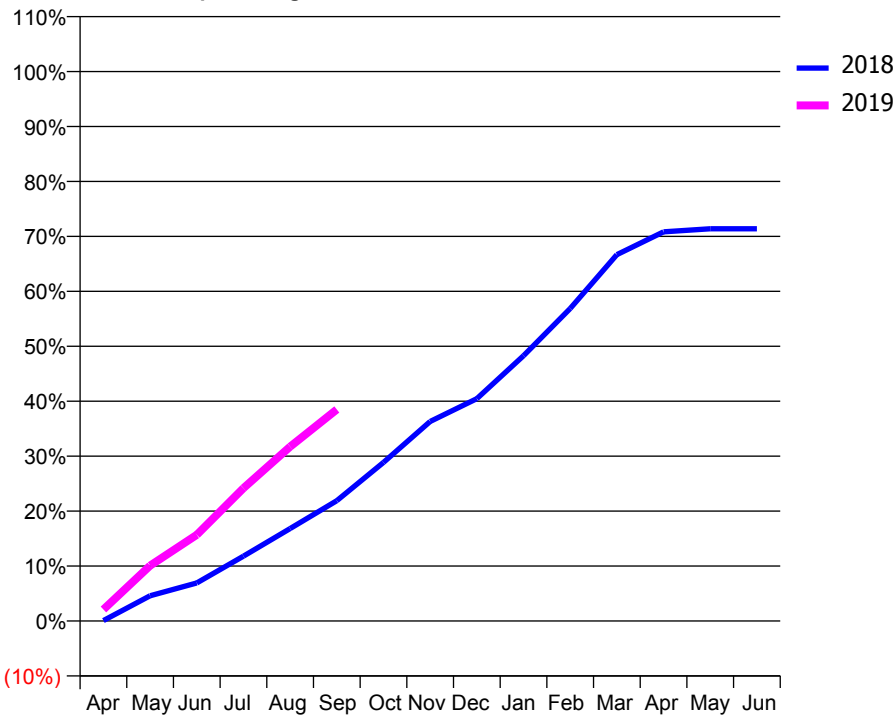
### ACCESS\*

Patients seen in 24 months	Total	Change since previous quarter
Quarter ending September 2017	1,197	
Quarter ending December 2017	1,195	→
Quarter ending March 2018	1,272	↑
Quarter ending June 2018	1,294	→
Quarter ending September 2018	1,305	→
<b>Variance since September 2017</b>	<b>9.0%</b>	<b>↑</b>



### ACTIVITY

Cumulative percentage of contracted UDA delivered 2018 & 2019



Month	Adjusted Scheduled Activity (UDA)	
	2018	2019
April	3	84
May	184	404
June	277	628
July	472	967
August	673	1,269
September	876	1,540
October	1,154	
November	1,453	
December	1,619	
January	1,931	
February	2,275	
March	2,667	
April	2,833	
May	2,855	
June	2,855	

### QUALITY

	Quantity	Base Number	Contract	AT	Region	England
% of FP17s for the same patient ID Re-attending within 3 months - Children	47	425	11.1%	11.2%	11.1%	11.6%
% of FP17s for the same patient ID Re-attending within 3 months - Adults	48	500	9.6%	14.8%	15.3%	15.5%
% of FP17s for the same patient ID Re-attending between 3 & 9 months - Children	88	425	20.7%	58.6%	61.1%	58.8%
% of FP17s for the same patient ID Re-attending between 3 & 9 months - Adults	105	500	21.0%	49.3%	52.3%	51.1%
% of FP17s for Band 1 Urgent Courses	56	764	7.3%	9.7%	9.5%	9.0%
% of FP17s Relating to Free Repair or Replacements	0	764	0.0%	0.7%	0.7%	0.8%
% of FP17s Relating to Continuations	3	764	0.4%	0.6%	0.8%	0.9%
% of Patients satisfied with the dentistry they have received	0	0	N/A	95.6%	93.6%	93.3%
% of Patients satisfied with the time they had to wait for an appointment	0	0	N/A	88.8%	88.8%	88.9%

\* This is based on patients treated on this contract for their most recent course of treatment. Figures in italics indicate the base number of FP17s or Patient Questionnaire responses are less than 100. N/A is shown where the base number of responses is less than 10 during the period. % is calculated as Quantity/Base number\*100

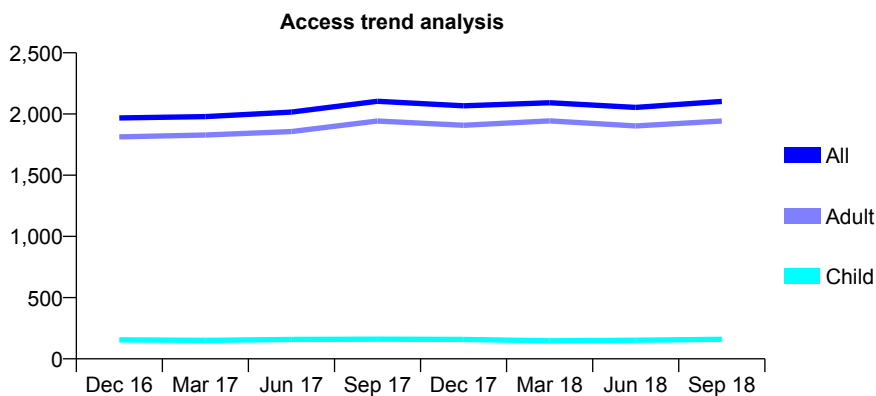
## Q69 - Vital Signs At a Glance Contract Report for 154601/0003 - September 2018

Name or company name	Oxfordshire Priority Dental Service
Contract type name	PDS Contract
Purpose of contract	General
Contract start date	01/04/2006
Contract end date	31/03/2019

18/19 Contracted general activity (UDA)	4,000
Carry forward general activity (UDA)	0
18/19 Contracted orthodontic activity (UOA)	0
Carry forward orthodontic activity (UOA)	0
Baseline contract value	£0.00

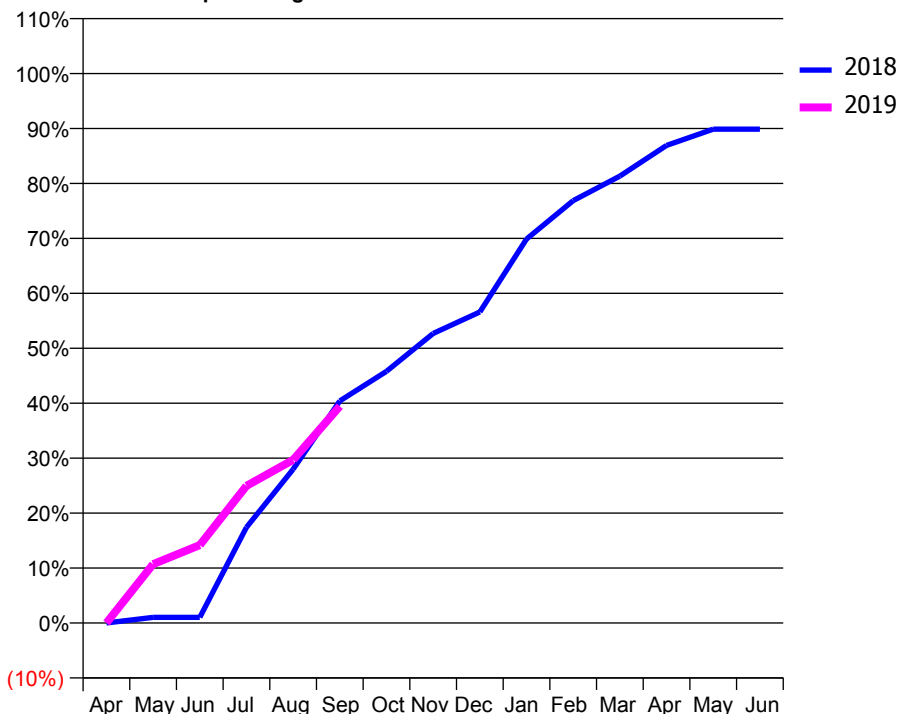
### ACCESS\*

Patients seen in 24 months	Total	Change since previous quarter
Quarter ending September 2017	2,104	
Quarter ending December 2017	2,067	↓
Quarter ending March 2018	2,092	→
Quarter ending June 2018	2,054	↓
Quarter ending September 2018	2,103	↑
<b>Variance since September 2017</b>	<b>(0.0%)</b>	→



### ACTIVITY

Cumulative percentage of contracted UDA delivered 2018 & 2019



Month	Adjusted Scheduled Activity (UDA)	
	2018	2019
April	0	0
May	41	428
June	41	568
July	696	998
August	1,120	1,188
September	1,616	1,578
October	1,832	
November	2,108	
December	2,264	
January	2,795	
February	3,074	
March	3,253	
April	3,476	
May	3,595	
June	3,595	

### QUALITY

	Quantity	Base Number	Contract	AT	Region	England
% of FP17s for the same patient ID Re-attending within 3 months - Children	3	228	1.3%	11.2%	11.1%	11.6%
% of FP17s for the same patient ID Re-attending within 3 months - Adults	29	1,386	2.1%	14.8%	15.3%	15.5%
% of FP17s for the same patient ID Re-attending between 3 & 9 months - Children	1	228	0.4%	58.6%	61.1%	58.8%
% of FP17s for the same patient ID Re-attending between 3 & 9 months - Adults	19	1,386	1.4%	49.3%	52.3%	51.1%
% of FP17s for Band 1 Urgent Courses	1,316	1,319	99.8%	9.7%	9.5%	9.0%
% of FP17s Relating to Free Repair or Replacements	0	1,319	0.0%	0.7%	0.7%	0.8%
% of FP17s Relating to Continuations	0	1,319	0.0%	0.6%	0.8%	0.9%
% of Patients satisfied with the dentistry they have received	2	2	N/A	95.6%	93.6%	93.3%
% of Patients satisfied with the time they had to wait for an appointment	2	2	N/A	88.8%	88.8%	88.9%

\* This is based on patients treated on this contract for their most recent course of treatment. Figures in italics indicate the base number of FP17s or Patient Questionnaire responses are less than 100. N/A is shown where the base number of responses is less than 10 during the period. % is calculated as Quantity/Base number\*100



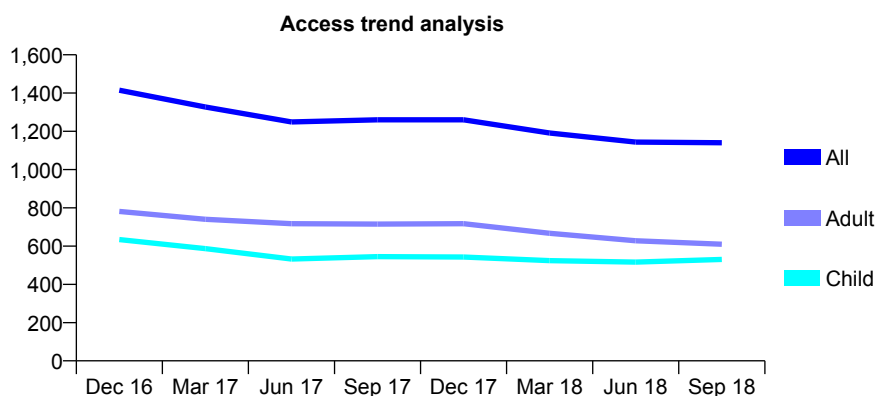
## Q69 - Vital Signs At a Glance Contract Report for 154601/0004 - September 2018

Name or company name	Oxfordshire Priority Dental Service
Contract type name	PDS Contract
Purpose of contract	General
Contract start date	01/04/2006
Contract end date	31/03/2019

18/19 Contracted general activity (UDA)	5,000
Carry forward general activity (UDA)	0
18/19 Contracted orthodontic activity (UOA)	0
Carry forward orthodontic activity (UOA)	0
Baseline contract value	£0.00

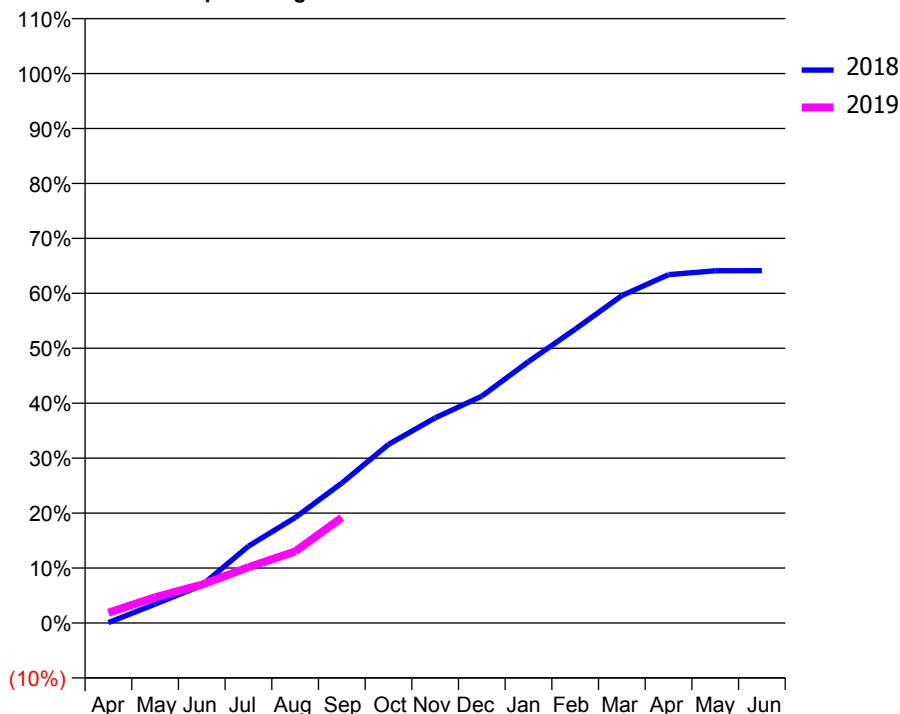
### ACCESS\*

Patients seen in 24 months	Total	Change since previous quarter
Quarter ending September 2017	1,260	
Quarter ending December 2017	1,260	→
Quarter ending March 2018	1,191	↓
Quarter ending June 2018	1,144	↓
Quarter ending September 2018	1,140	→
<b>Variance since September 2017</b>	<b>(9.5%)</b>	<b>↓</b>



### ACTIVITY

Cumulative percentage of contracted UDA delivered 2018 & 2019



Adjusted Scheduled Activity (UDA)

Month	2018	2019
April	4	94
May	172	235
June	342	349
July	700	508
August	959	651
September	1,273	959
October	1,625	
November	1,866	
December	2,065	
January	2,379	
February	2,674	
March	2,979	
April	3,170	
May	3,205	
June	3,206	

### QUALITY

	Quantity	Base Number	Contract	AT	Region	England
% of FP17s for the same patient ID Re-attending within 3 months - Children	30	363	8.3%	11.2%	11.1%	11.6%
% of FP17s for the same patient ID Re-attending within 3 months - Adults	21	229	9.2%	14.8%	15.3%	15.5%
% of FP17s for the same patient ID Re-attending between 3 & 9 months - Children	133	363	36.6%	58.6%	61.1%	58.8%
% of FP17s for the same patient ID Re-attending between 3 & 9 months - Adults	69	229	30.1%	49.3%	52.3%	51.1%
% of FP17s for Band 1 Urgent Courses	55	516	10.7%	9.7%	9.5%	9.0%
% of FP17s Relating to Free Repair or Replacements	0	516	0.0%	0.7%	0.7%	0.8%
% of FP17s Relating to Continuations	6	516	1.2%	0.6%	0.8%	0.9%
% of Patients satisfied with the dentistry they have received	1	1	N/A	95.6%	93.6%	93.3%
% of Patients satisfied with the time they had to wait for an appointment	1	1	N/A	88.8%	88.8%	88.9%

\* This is based on patients treated on this contract for their most recent course of treatment. Figures in italics indicate the base number of FP17s or Patient Questionnaire responses are less than 100. N/A is shown where the base number of responses is less than 10 during the period. % is calculated as Quantity/Base number\*100

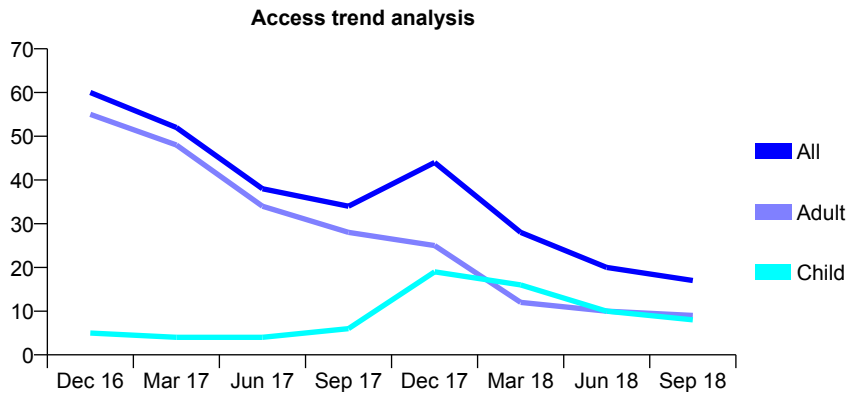
## Q69 - Vital Signs At a Glance Contract Report for 154601/0005 - September 2018

Name or company name	Oxfordshire Priority Dental Service
Contract type name	PDS Contract
Purpose of contract	General
Contract start date	01/04/2006
Contract end date	31/03/2019

18/19 Contracted general activity (UDA)	1,000
Carry forward general activity (UDA)	0
18/19 Contracted orthodontic activity (UOA)	0
Carry forward orthodontic activity (UOA)	0
Baseline contract value	£0.00

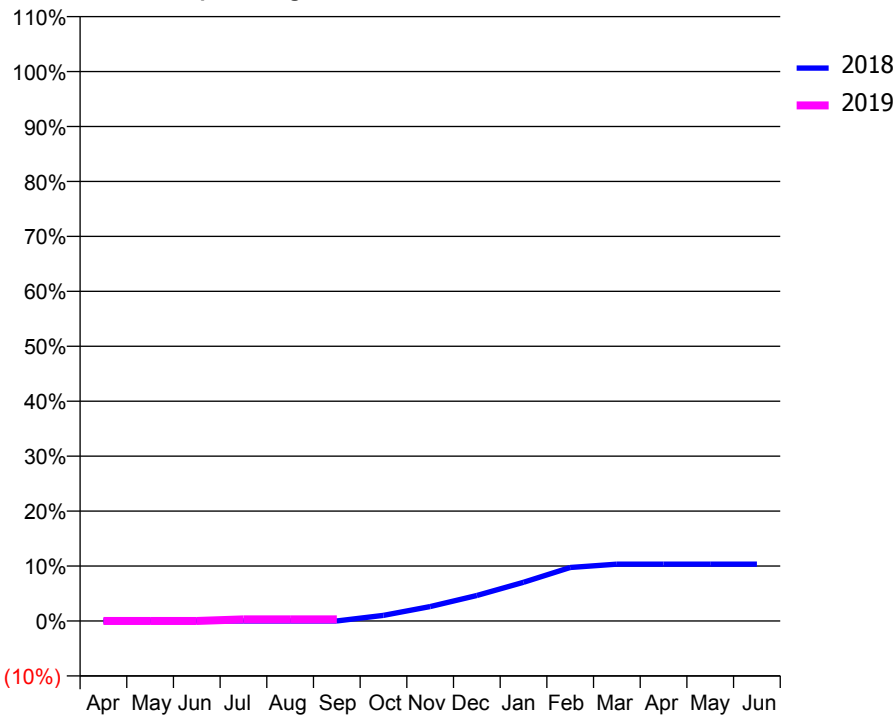
### ACCESS\*

Patients seen in 24 months	Total	Change since previous quarter
Quarter ending September 2017	34	
Quarter ending December 2017	44	↑
Quarter ending March 2018	28	↓
Quarter ending June 2018	20	↓
Quarter ending September 2018	17	↓
<b>Variance since September 2017</b>	<b>(50.0%)</b>	<b>↓</b>



### ACTIVITY

Cumulative percentage of contracted UDA delivered 2018 & 2019



Month	Adjusted Scheduled Activity (UDA)	
	2018	2019
April	0	0
May	0	0
June	0	0
July	0	3
August	0	3
September	0	3
October	10	
November	26	
December	46	
January	70	
February	97	
March	103	
April	103	
May	103	
June	103	

### QUALITY

	Quantity	Base Number	Contract	AT	Region	England
% of FP17s for the same patient ID Re-attending within 3 months - Children	0	2	0.0%	11.2%	11.1%	11.6%
% of FP17s for the same patient ID Re-attending within 3 months - Adults	0	0	N/A	14.8%	15.3%	15.5%
% of FP17s for the same patient ID Re-attending between 3 & 9 months - Children	0	2	0.0%	58.6%	61.1%	58.8%
% of FP17s for the same patient ID Re-attending between 3 & 9 months - Adults	0	0	N/A	49.3%	52.3%	51.1%
% of FP17s for Band 1 Urgent Courses	0	1	0.0%	9.7%	9.5%	9.0%
% of FP17s Relating to Free Repair or Replacements	0	1	0.0%	0.7%	0.7%	0.8%
% of FP17s Relating to Continuations	0	1	0.0%	0.6%	0.8%	0.9%
% of Patients satisfied with the dentistry they have received	0	0	N/A	95.6%	93.6%	93.3%
% of Patients satisfied with the time they had to wait for an appointment	0	0	N/A	88.8%	88.8%	88.9%

\* This is based on patients treated on this contract for their most recent course of treatment. Figures in italics indicate the base number of FP17s or Patient Questionnaire responses are less than 100. N/A is shown where the base number of responses is less than 10 during the period. % is calculated as Quantity/Base number\*100

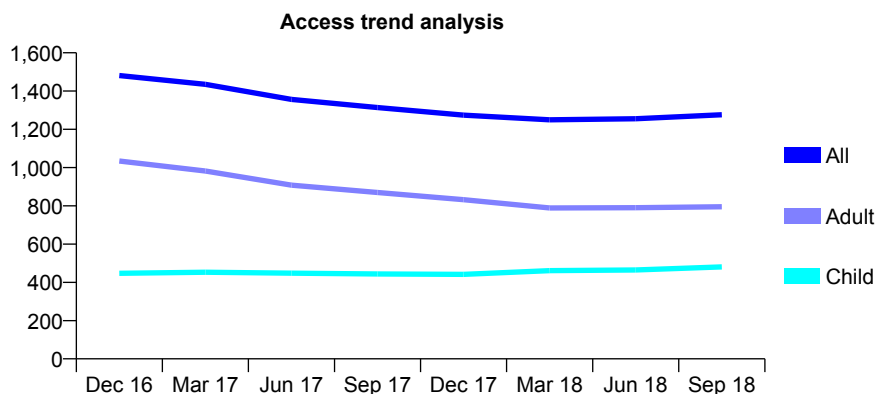
## Q69 - Vital Signs At a Glance Contract Report for 154601/0006 - September 2018

Name or company name	Oxfordshire Priority Dental Service
Contract type name	PDS Contract
Purpose of contract	General
Contract start date	01/04/2006
Contract end date	31/03/2019

18/19 Contracted general activity (UDA)	4,000
Carry forward general activity (UDA)	0
18/19 Contracted orthodontic activity (UOA)	0
Carry forward orthodontic activity (UOA)	0
Baseline contract value	£0.00

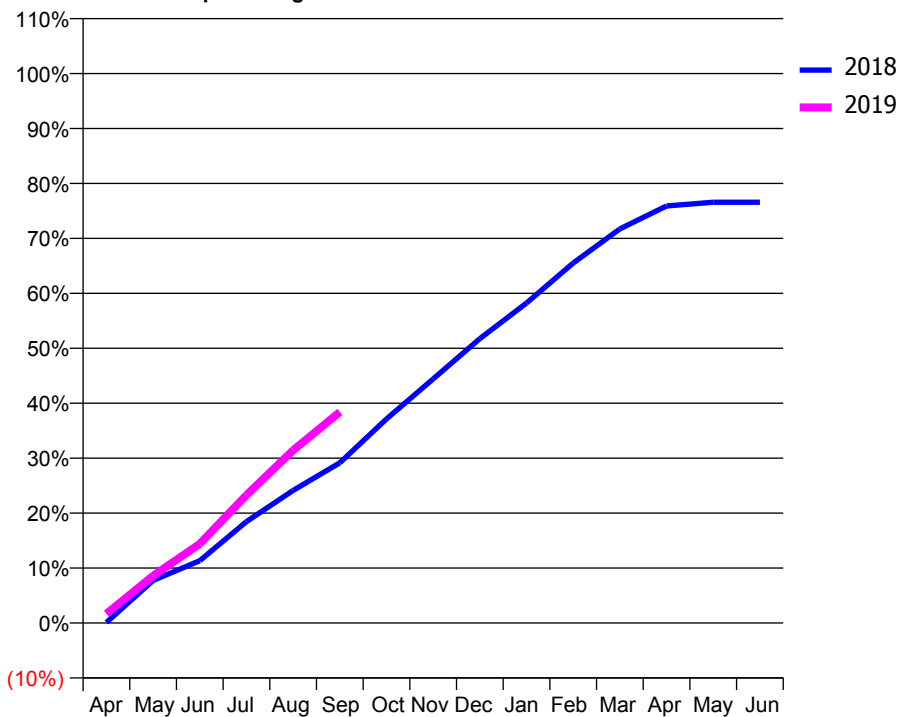
### ACCESS\*

Patients seen in 24 months	Total	Change since previous quarter
Quarter ending September 2017	1,314	
Quarter ending December 2017	1,274	↓
Quarter ending March 2018	1,250	↓
Quarter ending June 2018	1,255	→
Quarter ending September 2018	1,276	→
<b>Variance since September 2017</b>	<b>(2.9%)</b>	<b>↓</b>



### ACTIVITY

Cumulative percentage of contracted UDA delivered 2018 & 2019



Adjusted Scheduled Activity (UDA)

Month	2018	2019
April	4	68
May	310	344
June	454	576
July	738	931
August	965	1,258
September	1,166	1,536
October	1,486	
November	1,777	
December	2,070	
January	2,329	
February	2,620	
March	2,869	
April	3,036	
May	3,063	
June	3,063	

### QUALITY

	Quantity	Base Number	Contract	AT	Region	England
% of FP17s for the same patient ID Re-attending within 3 months - Children	24	408	5.9%	11.2%	11.1%	11.6%
% of FP17s for the same patient ID Re-attending within 3 months - Adults	46	485	9.5%	14.8%	15.3%	15.5%
% of FP17s for the same patient ID Re-attending between 3 & 9 months - Children	93	408	22.8%	58.6%	61.1%	58.8%
% of FP17s for the same patient ID Re-attending between 3 & 9 months - Adults	127	485	26.2%	49.3%	52.3%	51.1%
% of FP17s for Band 1 Urgent Courses	86	769	11.2%	9.7%	9.5%	9.0%
% of FP17s Relating to Free Repair or Replacements	0	769	0.0%	0.7%	0.7%	0.8%
% of FP17s Relating to Continuations	6	769	0.8%	0.6%	0.8%	0.9%
% of Patients satisfied with the dentistry they have received	1	1	N/A	95.6%	93.6%	93.3%
% of Patients satisfied with the time they had to wait for an appointment	1	1	N/A	88.8%	88.8%	88.9%

\* This is based on patients treated on this contract for their most recent course of treatment. Figures in italics indicate the base number of FP17s or Patient Questionnaire responses are less than 100. N/A is shown where the base number of responses is less than 10 during the period. % is calculated as Quantity/Base number\*100

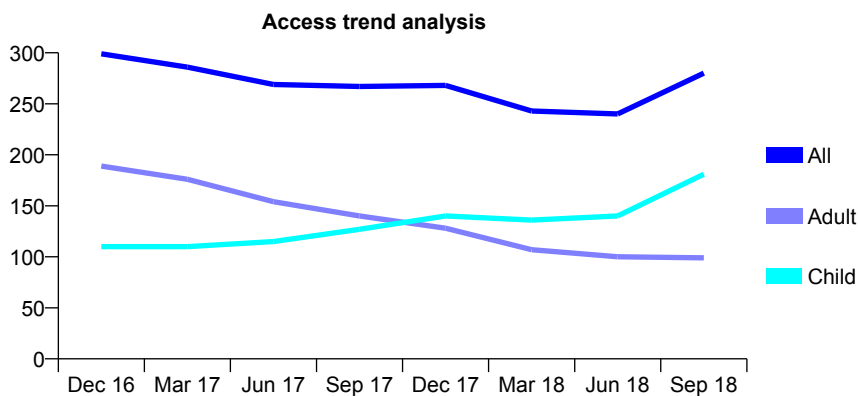
## Q69 - Vital Signs At a Glance Contract Report for 154601/0007 - September 2018

Name or company name	Oxfordshire Priority Dental Service
Contract type name	PDS Contract
Purpose of contract	General
Contract start date	01/04/2006
Contract end date	31/03/2019

18/19 Contracted general activity (UDA)	1,000
Carry forward general activity (UDA)	0
18/19 Contracted orthodontic activity (UOA)	0
Carry forward orthodontic activity (UOA)	0
Baseline contract value	£0.00

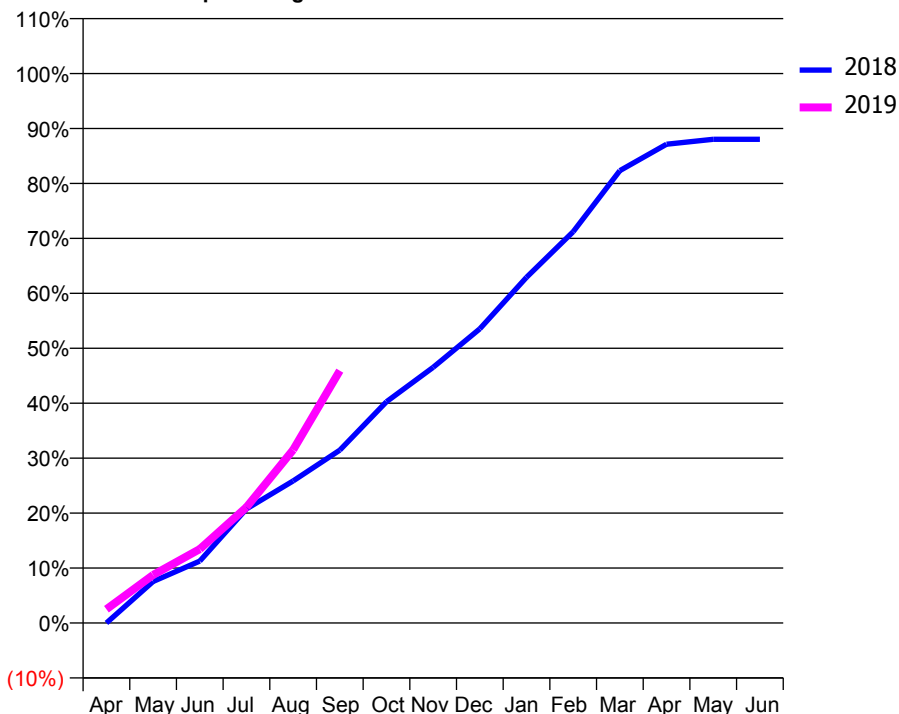
### ACCESS\*

Patients seen in 24 months	Total	Change since previous quarter
Quarter ending September 2017	267	
Quarter ending December 2017	268	→
Quarter ending March 2018	243	↓
Quarter ending June 2018	240	↓
Quarter ending September 2018	280	↑
<b>Variance since September 2017</b>	<b>4.9%</b>	<b>↑</b>



### ACTIVITY

Cumulative percentage of contracted UDA delivered 2018 & 2019



Adjusted Scheduled Activity (UDA)

Month	2018	2019
April	0	25
May	76	87
June	113	135
July	208	211
August	259	315
September	315	459
October	403	
November	465	
December	535	
January	629	
February	712	
March	823	
April	871	
May	880	
June	880	

### QUALITY

	Quantity	Base Number	Contract	AT	Region	England
% of FP17s for the same patient ID Re-attending within 3 months - Children	25	182	13.7%	11.2%	11.1%	11.6%
% of FP17s for the same patient ID Re-attending within 3 months - Adults	8	77	10.4%	14.8%	15.3%	15.5%
% of FP17s for the same patient ID Re-attending between 3 & 9 months - Children	70	182	38.5%	58.6%	61.1%	58.8%
% of FP17s for the same patient ID Re-attending between 3 & 9 months - Adults	31	77	40.3%	49.3%	52.3%	51.1%
% of FP17s for Band 1 Urgent Courses	6	237	2.5%	9.7%	9.5%	9.0%
% of FP17s Relating to Free Repair or Replacements	0	237	0.0%	0.7%	0.7%	0.8%
% of FP17s Relating to Continuations	5	237	2.1%	0.6%	0.8%	0.9%
% of Patients satisfied with the dentistry they have received	0	0	N/A	95.6%	93.6%	93.3%
% of Patients satisfied with the time they had to wait for an appointment	0	0	N/A	88.8%	88.8%	88.9%

\* This is based on patients treated on this contract for their most recent course of treatment. Figures in italics indicate the base number of FP17s or Patient Questionnaire responses are less than 100. N/A is shown where the base number of responses is less than 10 during the period. % is calculated as Quantity/Base number\*100

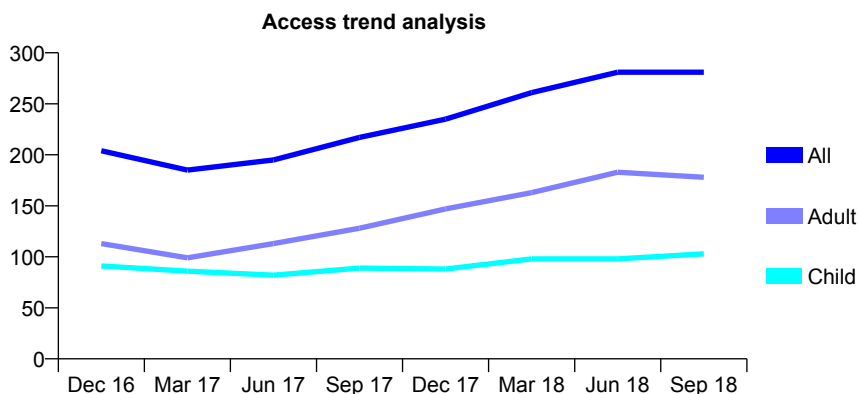
## Q69 - Vital Signs At a Glance Contract Report for 154601/0008 - September 2018

Name or company name	Oxfordshire Priority Dental Service
Contract type name	PDS Contract
Purpose of contract	General
Contract start date	01/04/2006
Contract end date	31/03/2019

18/19 Contracted general activity (UDA)	925
Carry forward general activity (UDA)	0
18/19 Contracted orthodontic activity (UOA)	0
Carry forward orthodontic activity (UOA)	0
Baseline contract value	£0.00

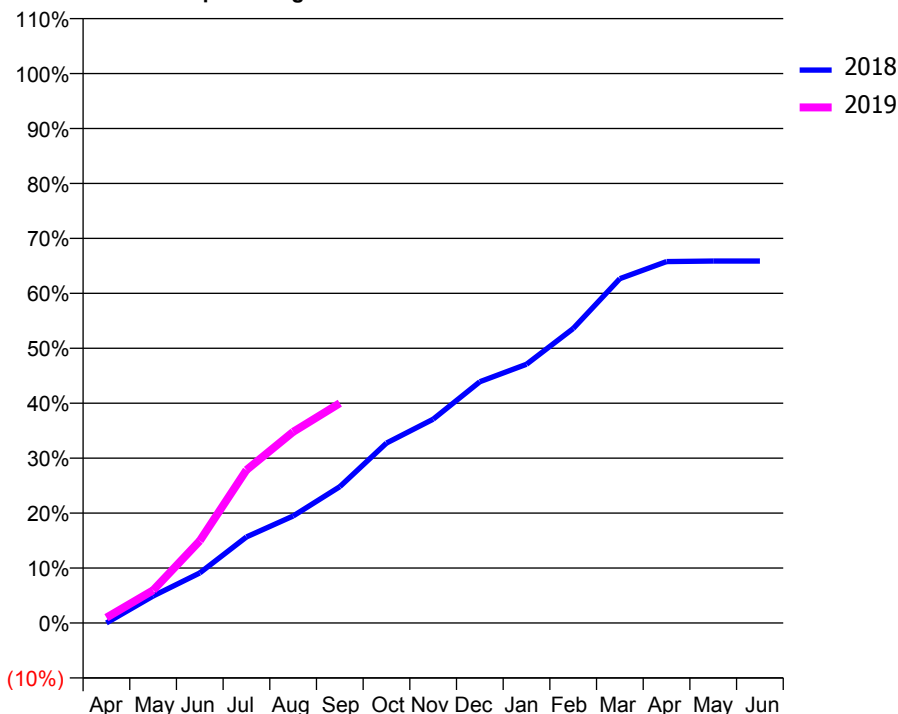
### ACCESS\*

Patients seen in 24 months	Total	Change since previous quarter
Quarter ending September 2017	217	
Quarter ending December 2017	235	↑
Quarter ending March 2018	261	↑
Quarter ending June 2018	281	↑
Quarter ending September 2018	281	→
<b>Variance since September 2017</b>	<b>29.5%</b>	<b>↑</b>



### ACTIVITY

Cumulative percentage of contracted UDA delivered 2018 & 2019



Adjusted Scheduled Activity (UDA)		
Month	2018	2019
April	0	9
May	49	55
June	91	138
July	157	258
August	195	322
September	248	370
October	327	
November	371	
December	439	
January	471	
February	536	
March	627	
April	658	
May	659	
June	659	

### QUALITY

	Quantity	Base Number	Contract	AT	Region	England
% of FP17s for the same patient ID Re-attending within 3 months - Children	5	75	6.7%	11.2%	11.1%	11.6%
% of FP17s for the same patient ID Re-attending within 3 months - Adults	3	91	3.3%	14.8%	15.3%	15.5%
% of FP17s for the same patient ID Re-attending between 3 & 9 months - Children	7	75	9.3%	58.6%	61.1%	58.8%
% of FP17s for the same patient ID Re-attending between 3 & 9 months - Adults	22	91	24.2%	49.3%	52.3%	51.1%
% of FP17s for Band 1 Urgent Courses	5	150	3.3%	9.7%	9.5%	9.0%
% of FP17s Relating to Free Repair or Replacements	0	150	0.0%	0.7%	0.7%	0.8%
% of FP17s Relating to Continuations	2	150	1.3%	0.6%	0.8%	0.9%
% of Patients satisfied with the dentistry they have received	0	0	N/A	95.6%	93.6%	93.3%
% of Patients satisfied with the time they had to wait for an appointment	0	0	N/A	88.8%	88.8%	88.9%

\* This is based on patients treated on this contract for their most recent course of treatment. Figures in italics indicate the base number of FP17s or Patient Questionnaire responses are less than 100. N/A is shown where the base number of responses is less than 10 during the period. % is calculated as Quantity/Base number\*100

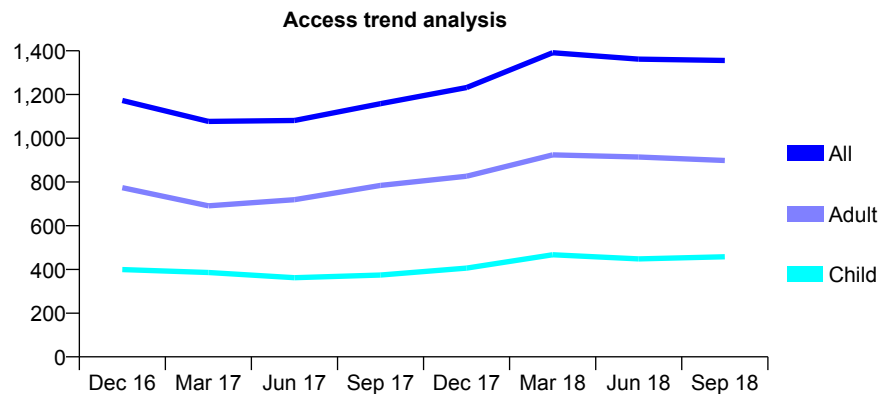
## Q69 - Vital Signs At a Glance Contract Report for 154601/0009 - September 2018

Name or company name	Oxfordshire Priority Dental Service
Contract type name	PDS Contract
Purpose of contract	General
Contract start date	01/04/2006
Contract end date	31/03/2019

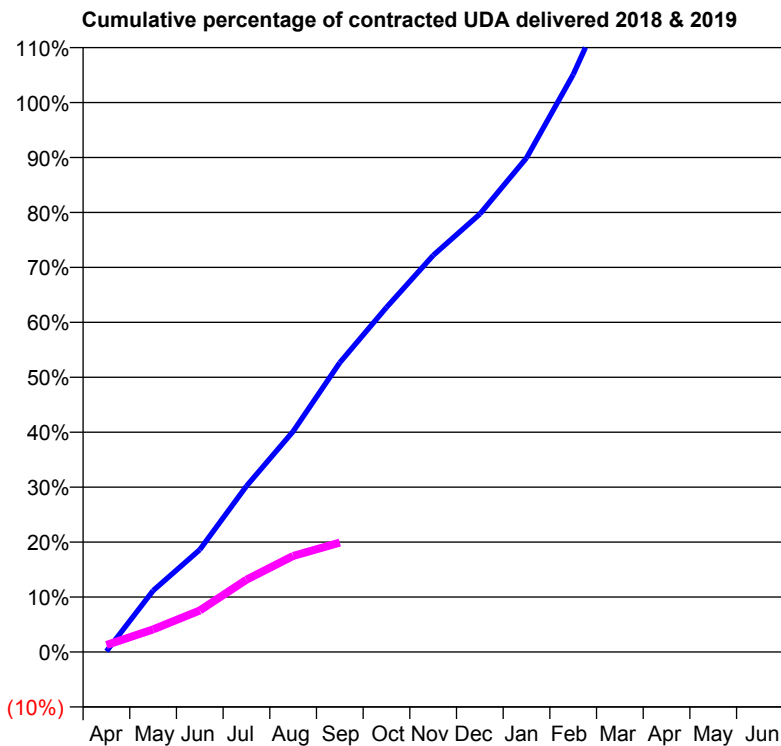
18/19 Contracted general activity (UDA)	6,000
Carry forward general activity (UDA)	0
18/19 Contracted orthodontic activity (UOA)	0
Carry forward orthodontic activity (UOA)	0
Baseline contract value	£0.00

### ACCESS\*

Patients seen in 24 months	Total	Change since previous quarter
Quarter ending September 2017	1,158	
Quarter ending December 2017	1,232	↑
Quarter ending March 2018	1,391	↑
Quarter ending June 2018	1,362	↓
Quarter ending September 2018	1,356	→
<b>Variance since September 2017</b>	<b>17.1%</b>	<b>↑</b>



### ACTIVITY



Adjusted Scheduled Activity (UDA)		
Month	2018	2019
April	4	77
May	336	247
June	558	453
July	906	789
August	1,205	1,049
September	1,580	1,195
October	1,882	
November	2,165	
December	2,391	
January	2,698	
February	3,153	
March	3,711	
April	3,903	
May	3,924	
June	3,925	

### QUALITY

	Quantity	Base Number	Contract	AT	Region	England
% of FP17s for the same patient ID Re-attending within 3 months - Children	22	327	6.7%	11.2%	11.1%	11.6%
% of FP17s for the same patient ID Re-attending within 3 months - Adults	42	442	9.5%	14.8%	15.3%	15.5%
% of FP17s for the same patient ID Re-attending between 3 & 9 months - Children	98	327	30.0%	58.6%	61.1%	58.8%
% of FP17s for the same patient ID Re-attending between 3 & 9 months - Adults	128	442	29.0%	49.3%	52.3%	51.1%
% of FP17s for Band 1 Urgent Courses	104	680	15.3%	9.7%	9.5%	9.0%
% of FP17s Relating to Free Repair or Replacements	1	680	0.1%	0.7%	0.7%	0.8%
% of FP17s Relating to Continuations	7	680	1.0%	0.6%	0.8%	0.9%
% of Patients satisfied with the dentistry they have received	0	0	N/A	95.6%	93.6%	93.3%
% of Patients satisfied with the time they had to wait for an appointment	0	0	N/A	88.8%	88.8%	88.9%

\* This is based on patients treated on this contract for their most recent course of treatment. Figures in italics indicate the base number of FP17s or Patient Questionnaire responses are less than 100. N/A is shown where the base number of responses is less than 10 during the period. % is calculated as Quantity/Base number\*100

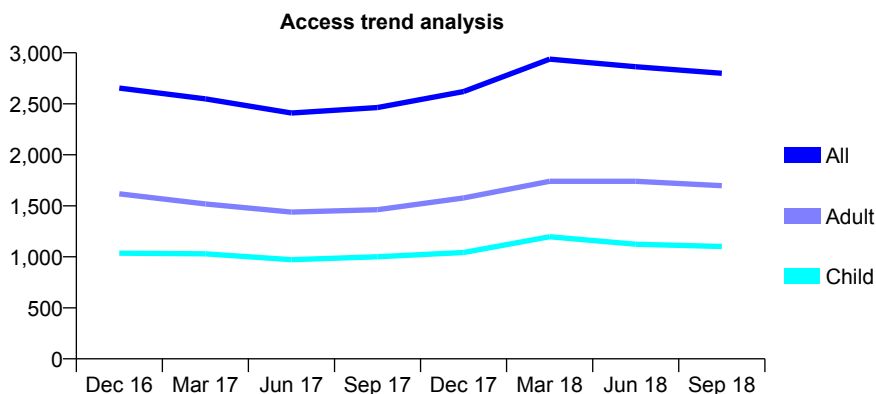
## Q69 - Vital Signs At a Glance Contract Report for 154601/0010 - September 2018

Name or company name	Oxfordshire Priority Dental Service
Contract type name	PDS Contract
Purpose of contract	General
Contract start date	01/04/2006
Contract end date	31/03/2019

18/19 Contracted general activity (UDA)	5,900
Carry forward general activity (UDA)	0
18/19 Contracted orthodontic activity (UOA)	0
Carry forward orthodontic activity (UOA)	0
Baseline contract value	£0.00

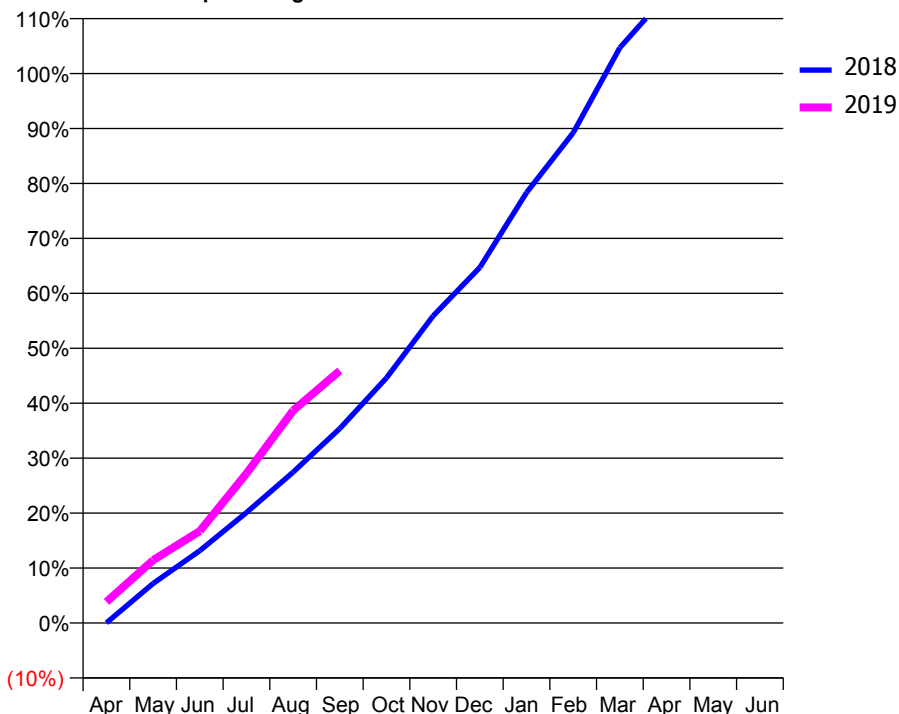
### ACCESS\*

Patients seen in 24 months	Total	Change since previous quarter
Quarter ending September 2017	2,463	
Quarter ending December 2017	2,620	↑
Quarter ending March 2018	2,938	↑
Quarter ending June 2018	2,863	↓
Quarter ending September 2018	2,799	↓
<b>Variance since September 2017</b>	<b>13.6%</b>	<b>↑</b>



### ACTIVITY

Cumulative percentage of contracted UDA delivered 2018 & 2019



Adjusted Scheduled Activity (UDA)

Month	2018	2019
April	2	227
May	425	675
June	777	987
July	1,186	1,605
August	1,621	2,282
September	2,089	2,709
October	2,632	
November	3,298	
December	3,818	
January	4,621	
February	5,264	
March	6,177	
April	6,740	
May	6,773	
June	6,773	

### QUALITY

	Quantity	Base Number	Contract	AT	Region	England
% of FP17s for the same patient ID Re-attending within 3 months - Children	87	781	11.1%	11.2%	11.1%	11.6%
% of FP17s for the same patient ID Re-attending within 3 months - Adults	63	922	6.8%	14.8%	15.3%	15.5%
% of FP17s for the same patient ID Re-attending between 3 & 9 months - Children	220	781	28.2%	58.6%	61.1%	58.8%
% of FP17s for the same patient ID Re-attending between 3 & 9 months - Adults	163	922	17.7%	49.3%	52.3%	51.1%
% of FP17s for Band 1 Urgent Courses	235	1,394	16.9%	9.7%	9.5%	9.0%
% of FP17s Relating to Free Repair or Replacements	0	1,394	0.0%	0.7%	0.7%	0.8%
% of FP17s Relating to Continuations	14	1,394	1.0%	0.6%	0.8%	0.9%
% of Patients satisfied with the dentistry they have received	0	0	N/A	95.6%	93.6%	93.3%
% of Patients satisfied with the time they had to wait for an appointment	0	0	N/A	88.8%	88.8%	88.9%

\* This is based on patients treated on this contract for their most recent course of treatment. Figures in italics indicate the base number of FP17s or Patient Questionnaire responses are less than 100. N/A is shown where the base number of responses is less than 10 during the period. % is calculated as Quantity/Base number\*100



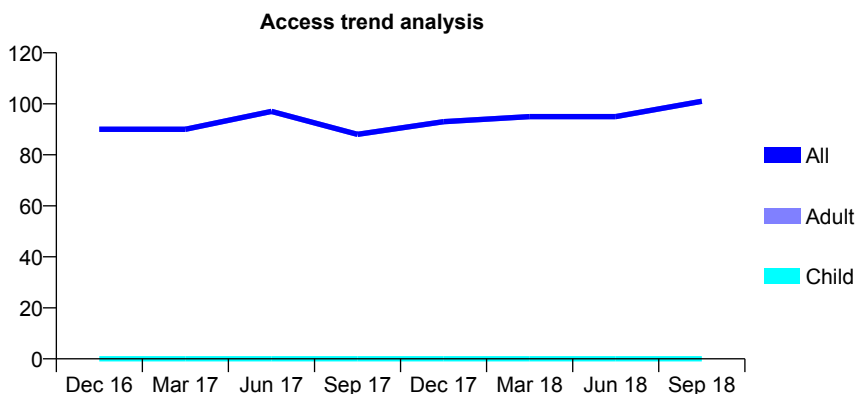
## Q69 - Vital Signs At a Glance Contract Report for 154601/0012 - September 2018

Name or company name	Oxfordshire Priority Dental Service
Contract type name	PDS Contract
Purpose of contract	General
Contract start date	01/04/2006
Contract end date	31/03/2019

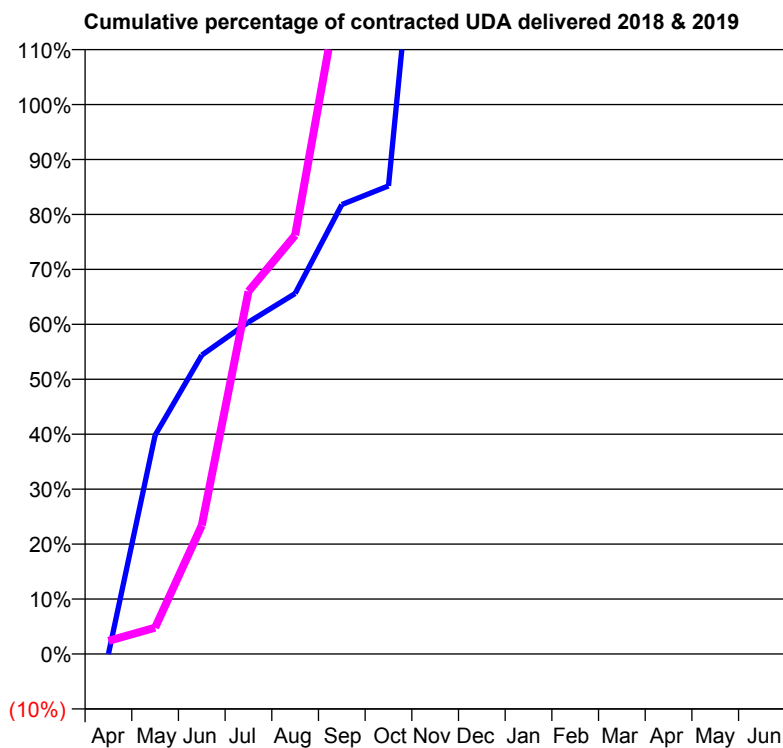
18/19 Contracted general activity (UDA)	100
Carry forward general activity (UDA)	0
18/19 Contracted orthodontic activity (UOA)	0
Carry forward orthodontic activity (UOA)	0
Baseline contract value	£0.00

### ACCESS\*

Patients seen in 24 months	Total	Change since previous quarter
Quarter ending September 2017	88	
Quarter ending December 2017	93	↑
Quarter ending March 2018	95	↑
Quarter ending June 2018	95	→
Quarter ending September 2018	101	↑
<b>Variance since September 2017</b>	<b>14.8%</b>	<b>↑</b>



### ACTIVITY



Month	Adjusted Scheduled Activity (UDA)	
	2018	2019
April	0	2
May	40	5
June	54	23
July	60	66
August	66	76
September	82	123
October	85	
November	171	
December	177	
January	220	
February	230	
March	251	
April	255	
May	255	
June	255	

### QUALITY

	Quantity	Base Number	Contract	AT	Region	England
% of FP17s for the same patient ID Re-attending within 3 months - Children	0	0	N/A	11.2%	11.1%	11.6%
% of FP17s for the same patient ID Re-attending within 3 months - Adults	12	44	27.3%	14.8%	15.3%	15.5%
% of FP17s for the same patient ID Re-attending between 3 & 9 months - Children	0	0	N/A	58.6%	61.1%	58.8%
% of FP17s for the same patient ID Re-attending between 3 & 9 months - Adults	6	44	13.6%	49.3%	52.3%	51.1%
% of FP17s for Band 1 Urgent Courses	17	42	40.5%	9.7%	9.5%	9.0%
% of FP17s Relating to Free Repair or Replacements	0	42	0.0%	0.7%	0.7%	0.8%
% of FP17s Relating to Continuations	0	42	0.0%	0.6%	0.8%	0.9%
% of Patients satisfied with the dentistry they have received	0	0	N/A	95.6%	93.6%	93.3%
% of Patients satisfied with the time they had to wait for an appointment	0	0	N/A	88.8%	88.8%	88.9%

\* This is based on patients treated on this contract for their most recent course of treatment. Figures in italics indicate the base number of FP17s or Patient Questionnaire responses are less than 100. N/A is shown where the base number of responses is less than 10 during the period. % is calculated as Quantity/Base number\*100

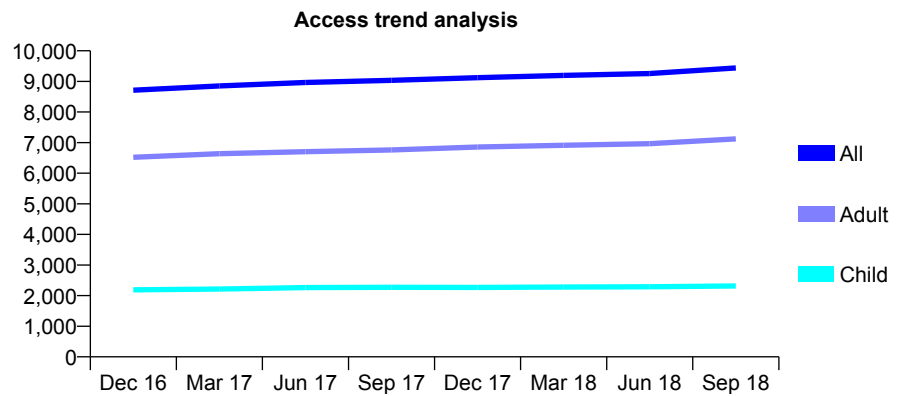
## Q69 - Vital Signs At a Glance Contract Report for 155713/0001 - September 2018

Name or company name	NIGHTINGALE COTTAGE DENTAL PRAC
Contract type name	GDS Contract
Purpose of contract	General
Contract start date	01/04/2013
Contract end date	

18/19 Contracted general activity (UDA)	24,761
Carry forward general activity (UDA)	0
18/19 Contracted orthodontic activity (UOA)	0
Carry forward orthodontic activity (UOA)	0
Baseline contract value	£554,482.83

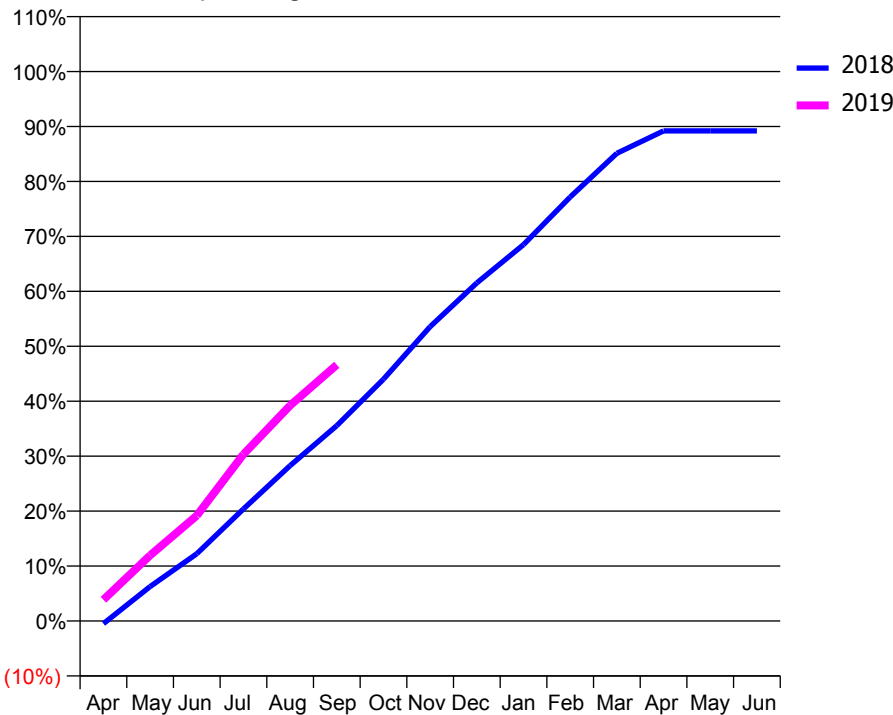
### ACCESS\*

Patients seen in 24 months	Total	Change since previous quarter
Quarter ending September 2017	9,034	
Quarter ending December 2017	9,124	→
Quarter ending March 2018	9,194	→
Quarter ending June 2018	9,257	→
Quarter ending September 2018	9,439	→
<b>Variance since September 2017</b>	<b>4.5%</b>	<b>↑</b>



### ACTIVITY

Cumulative percentage of contracted UDA delivered 2018 & 2019



Month	Adjusted Scheduled Activity (UDA)	
	2018	2019
April	-126	956
May	1,553	2,960
June	3,034	4,748
July	5,049	7,516
August	7,003	9,716
September	8,804	11,545
October	10,896	
November	13,264	
December	15,238	
January	16,959	
February	19,102	
March	21,074	
April	22,085	
May	22,088	
June	22,088	

### QUALITY

	Quantity	Base Number	Contract	AT	Region	England
% of FP17s for the same patient ID Re-attending within 3 months - Children	81	1,612	5.0%	11.2%	11.1%	11.6%
% of FP17s for the same patient ID Re-attending within 3 months - Adults	482	4,545	10.6%	14.8%	15.3%	15.5%
% of FP17s for the same patient ID Re-attending between 3 & 9 months - Children	987	1,612	61.2%	58.6%	61.1%	58.8%
% of FP17s for the same patient ID Re-attending between 3 & 9 months - Adults	2,425	4,545	53.4%	49.3%	52.3%	51.1%
% of FP17s for Band 1 Urgent Courses	336	5,694	5.9%	9.7%	9.5%	9.0%
% of FP17s Relating to Free Repair or Replacements	21	5,694	0.4%	0.7%	0.7%	0.8%
% of FP17s Relating to Continuations	44	5,694	0.8%	0.6%	0.8%	0.9%
% of Patients satisfied with the dentistry they have received	10	11	90.9%	95.6%	93.6%	93.3%
% of Patients satisfied with the time they had to wait for an appointment	10	11	90.9%	88.8%	88.8%	88.9%

\* This is based on patients treated on this contract for their most recent course of treatment. Figures in italics indicate the base number of FP17s or Patient Questionnaire responses are less than 100. N/A is shown where the base number of responses is less than 10 during the period. % is calculated as Quantity/Base number\*100

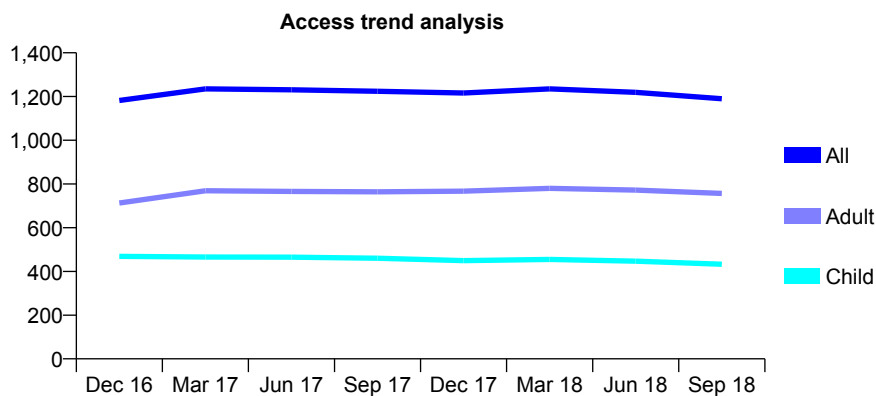
## Q69 - Vital Signs At a Glance Contract Report for 156043/0001 - September 2018

Name or company name	Burghfield Dental Care Limited
Contract type name	GDS Contract
Purpose of contract	General
Contract start date	01/01/2013
Contract end date	

18/19 Contracted general activity (UDA)	3,945
Carry forward general activity (UDA)	0
18/19 Contracted orthodontic activity (UOA)	0
Carry forward orthodontic activity (UOA)	0
Baseline contract value	£91,236.76

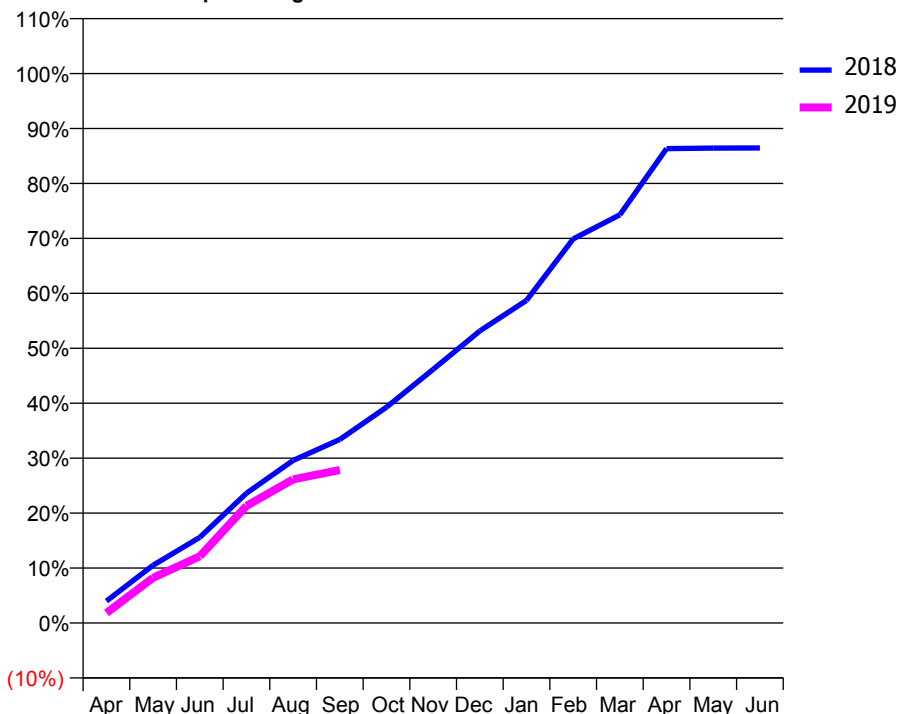
### ACCESS\*

Patients seen in 24 months	Total	Change since previous quarter
Quarter ending September 2017	1,224	
Quarter ending December 2017	1,216	→
Quarter ending March 2018	1,235	→
Quarter ending June 2018	1,219	↓
Quarter ending September 2018	1,190	↓
<b>Variance since September 2017</b>	<b>(2.8%)</b>	<b>↓</b>



### ACTIVITY

Cumulative percentage of contracted UDA delivered 2018 & 2019



Adjusted Scheduled Activity (UDA)

Month	2018	2019
April	157	72
May	415	325
June	615	479
July	932	841
August	1,168	1,032
September	1,318	1,099
October	1,550	
November	1,821	
December	2,097	
January	2,316	
February	2,758	
March	2,931	
April	3,405	
May	3,409	
June	3,410	

### QUALITY

	Quantity	Base Number	Contract	AT	Region	England
% of FP17s for the same patient ID Re-attending within 3 months - Children	28	338	8.3%	11.2%	11.1%	11.6%
% of FP17s for the same patient ID Re-attending within 3 months - Adults	57	520	11.0%	14.8%	15.3%	15.5%
% of FP17s for the same patient ID Re-attending between 3 & 9 months - Children	230	338	68.0%	58.6%	61.1%	58.8%
% of FP17s for the same patient ID Re-attending between 3 & 9 months - Adults	348	520	66.9%	49.3%	52.3%	51.1%
% of FP17s for Band 1 Urgent Courses	40	661	6.1%	9.7%	9.5%	9.0%
% of FP17s Relating to Free Repair or Replacements	3	661	0.5%	0.7%	0.7%	0.8%
% of FP17s Relating to Continuations	0	661	0.0%	0.6%	0.8%	0.9%
% of Patients satisfied with the dentistry they have received	0	0	N/A	95.6%	93.6%	93.3%
% of Patients satisfied with the time they had to wait for an appointment	0	0	N/A	88.8%	88.8%	88.9%

\* This is based on patients treated on this contract for their most recent course of treatment. Figures in italics indicate the base number of FP17s or Patient Questionnaire responses are less than 100. N/A is shown where the base number of responses is less than 10 during the period. % is calculated as Quantity/Base number\*100

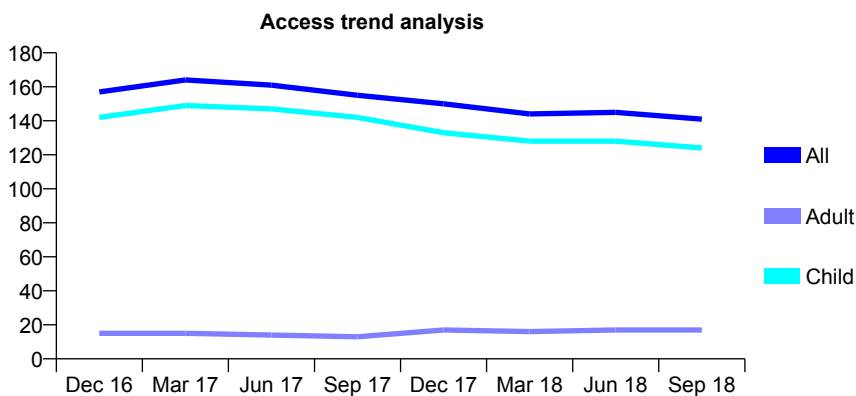
## Q69 - Vital Signs At a Glance Contract Report for 157651/0001 - September 2018

Name or company name	Chesham Dental Care
Contract type name	GDS Contract
Purpose of contract	General
Contract start date	01/04/2011
Contract end date	

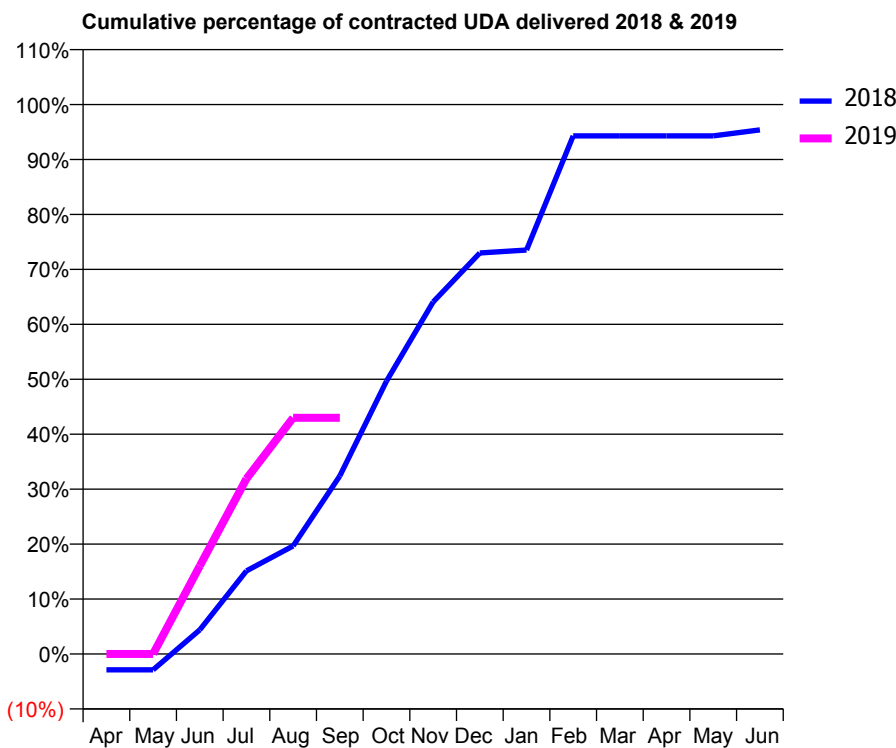
18/19 Contracted general activity (UDA)	550
Carry forward general activity (UDA)	0
18/19 Contracted orthodontic activity (UOA)	0
Carry forward orthodontic activity (UOA)	0
Baseline contract value	£13,863.55

### ACCESS\*

Patients seen in 24 months	Total	Change since previous quarter
Quarter ending September 2017	155	
Quarter ending December 2017	150	↓
Quarter ending March 2018	144	↓
Quarter ending June 2018	145	→
Quarter ending September 2018	141	↓
<b>Variance since September 2017</b>	<b>(9.0%)</b>	<b>↓</b>



### ACTIVITY



Month	Adjusted Scheduled Activity (UDA)	
	2018	2019
April	-16	0
May	-16	0
June	24	88
July	83	175
August	108	236
September	178	236
October	273	
November	352	
December	401	
January	404	
February	519	
March	519	
April	519	
May	519	
June	525	

### QUALITY

	Quantity	Base Number	Contract	AT	Region	England
% of FP17s for the same patient ID Re-attending within 3 months - Children	21	133	15.8%	11.2%	11.1%	11.6%
% of FP17s for the same patient ID Re-attending within 3 months - Adults	0	3	0.0%	14.8%	15.3%	15.5%
% of FP17s for the same patient ID Re-attending between 3 & 9 months - Children	90	133	67.7%	58.6%	61.1%	58.8%
% of FP17s for the same patient ID Re-attending between 3 & 9 months - Adults	2	3	66.7%	49.3%	52.3%	51.1%
% of FP17s for Band 1 Urgent Courses	2	88	2.3%	9.7%	9.5%	9.0%
% of FP17s Relating to Free Repair or Replacements	0	88	0.0%	0.7%	0.7%	0.8%
% of FP17s Relating to Continuations	0	88	0.0%	0.6%	0.8%	0.9%
% of Patients satisfied with the dentistry they have received	0	0	N/A	95.6%	93.6%	93.3%
% of Patients satisfied with the time they had to wait for an appointment	0	0	N/A	88.8%	88.8%	88.9%

\* This is based on patients treated on this contract for their most recent course of treatment. Figures in italics indicate the base number of FP17s or Patient Questionnaire responses are less than 100. N/A is shown where the base number of responses is less than 10 during the period. % is calculated as Quantity/Base number\*100

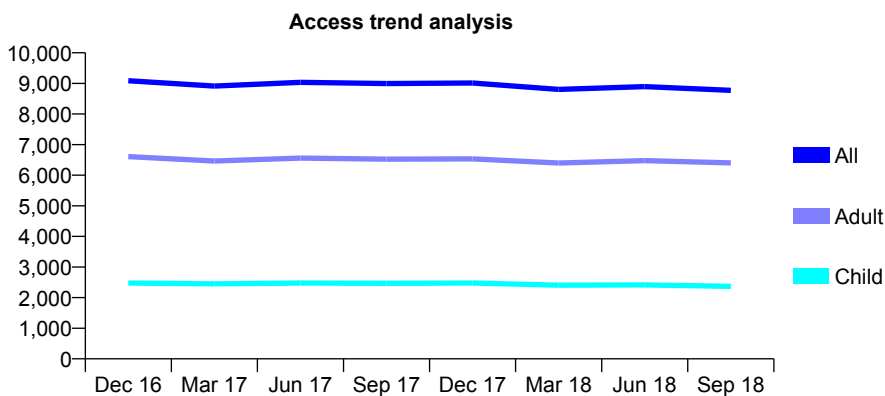
## Q69 - Vital Signs At a Glance Contract Report for 157678/0001 - September 2018

Name or company name	PEACHCROFT DENTAL PRACTICE
Contract type name	GDS Contract
Purpose of contract	General
Contract start date	01/04/2011
Contract end date	

18/19 Contracted general activity (UDA)	26,527
Carry forward general activity (UDA)	0
18/19 Contracted orthodontic activity (UOA)	0
Carry forward orthodontic activity (UOA)	0
Baseline contract value	£546,822.65

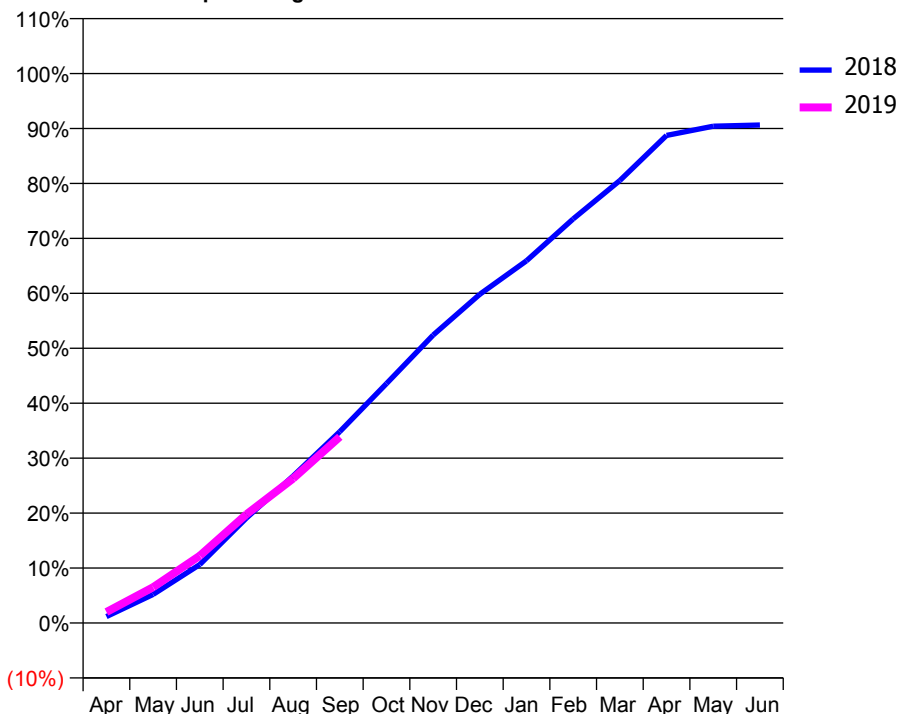
### ACCESS\*

Patients seen in 24 months	Total	Change since previous quarter
Quarter ending September 2017	8,995	
Quarter ending December 2017	9,011	→
Quarter ending March 2018	8,804	↓
Quarter ending June 2018	8,894	→
Quarter ending September 2018	8,772	↓
<b>Variance since September 2017</b>	<b>(2.5%)</b>	<b>↓</b>



### ACTIVITY

Cumulative percentage of contracted UDA delivered 2018 & 2019



Month	Adjusted Scheduled Activity (UDA)	
	2018	2019
April	315	534
May	1,380	1,726
June	2,824	3,247
July	5,068	5,251
August	7,095	6,975
September	9,241	8,989
October	11,557	
November	13,903	
December	15,874	
January	17,489	
February	19,508	
March	21,362	
April	23,539	
May	23,980	
June	24,040	

### QUALITY

	Quantity	Base Number	Contract	AT	Region	England
% of FP17s for the same patient ID Re-attending within 3 months - Children	101	1,744	5.8%	11.2%	11.1%	11.6%
% of FP17s for the same patient ID Re-attending within 3 months - Adults	490	4,330	11.3%	14.8%	15.3%	15.5%
% of FP17s for the same patient ID Re-attending between 3 & 9 months - Children	1,116	1,744	64.0%	58.6%	61.1%	58.8%
% of FP17s for the same patient ID Re-attending between 3 & 9 months - Adults	2,562	4,330	59.2%	49.3%	52.3%	51.1%
% of FP17s for Band 1 Urgent Courses	599	4,722	12.7%	9.7%	9.5%	9.0%
% of FP17s Relating to Free Repair or Replacements	11	4,722	0.2%	0.7%	0.7%	0.8%
% of FP17s Relating to Continuations	15	4,722	0.3%	0.6%	0.8%	0.9%
% of Patients satisfied with the dentistry they have received	5	5	N/A	95.6%	93.6%	93.3%
% of Patients satisfied with the time they had to wait for an appointment	5	5	N/A	88.8%	88.8%	88.9%

\* This is based on patients treated on this contract for their most recent course of treatment. Figures in italics indicate the base number of FP17s or Patient Questionnaire responses are less than 100. N/A is shown where the base number of responses is less than 10 during the period. % is calculated as Quantity/Base number\*100

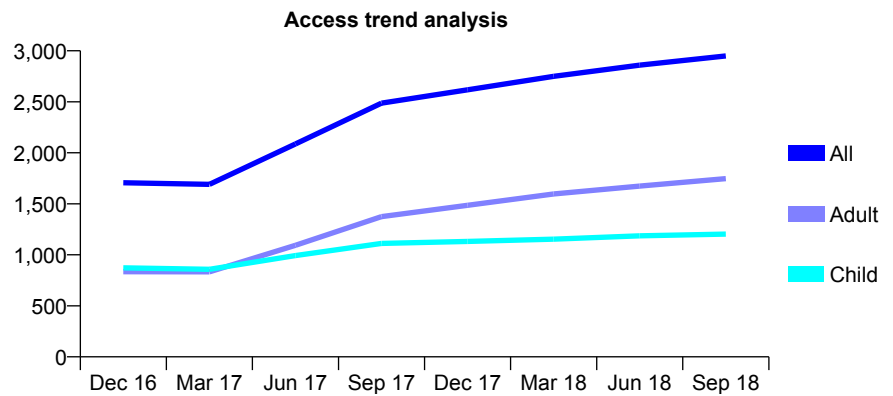
## Q69 - Vital Signs At a Glance Contract Report for 159115/0001 - September 2018

Name or company name	The Dental Centre Ltd
Contract type name	GDS Contract
Purpose of contract	General
Contract start date	15/12/2007
Contract end date	

18/19 Contracted general activity (UDA)	8,160
Carry forward general activity (UDA)	-66
18/19 Contracted orthodontic activity (UOA)	0
Carry forward orthodontic activity (UOA)	0
Baseline contract value	£225,574.56

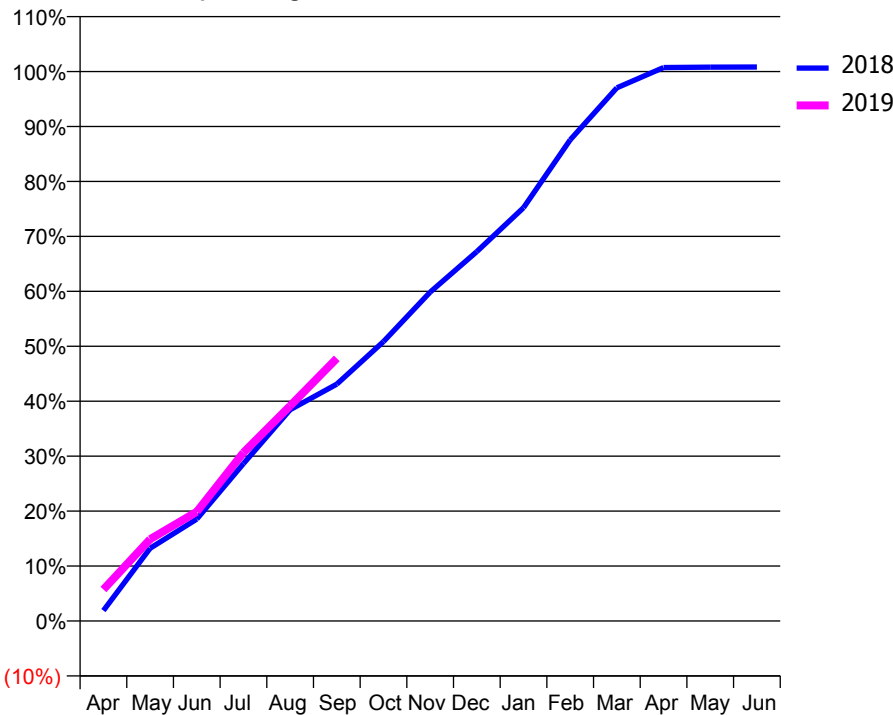
### ACCESS\*

Patients seen in 24 months	Total	Change since previous quarter
Quarter ending September 2017	2,487	
Quarter ending December 2017	2,617	↑
Quarter ending March 2018	2,750	↑
Quarter ending June 2018	2,860	↑
Quarter ending September 2018	2,950	↑
<b>Variance since September 2017</b>	<b>18.6%</b>	<b>↑</b>



### ACTIVITY

Cumulative percentage of contracted UDA delivered 2018 & 2019



Month	Adjusted Scheduled Activity (UDA)	
	2018	2019
April	155	468
May	1,080	1,214
June	1,514	1,623
July	2,337	2,501
August	3,137	3,195
September	3,517	3,900
October	4,149	
November	4,884	
December	5,485	
January	6,138	
February	7,146	
March	7,918	
April	8,218	
May	8,225	
June	8,226	

### QUALITY

	Quantity	Base Number	Contract	AT	Region	England
% of FP17s for the same patient ID Re-attending within 3 months - Children	90	1,019	8.8%	11.2%	11.1%	11.6%
% of FP17s for the same patient ID Re-attending within 3 months - Adults	147	1,156	12.7%	14.8%	15.3%	15.5%
% of FP17s for the same patient ID Re-attending between 3 & 9 months - Children	667	1,019	65.5%	58.6%	61.1%	58.8%
% of FP17s for the same patient ID Re-attending between 3 & 9 months - Adults	625	1,156	54.1%	49.3%	52.3%	51.1%
% of FP17s for Band 1 Urgent Courses	124	2,017	6.1%	9.7%	9.5%	9.0%
% of FP17s Relating to Free Repair or Replacements	7	2,017	0.3%	0.7%	0.7%	0.8%
% of FP17s Relating to Continuations	6	2,017	0.3%	0.6%	0.8%	0.9%
% of Patients satisfied with the dentistry they have received	2	2	N/A	95.6%	93.6%	93.3%
% of Patients satisfied with the time they had to wait for an appointment	2	2	N/A	88.8%	88.8%	88.9%

\* This is based on patients treated on this contract for their most recent course of treatment. Figures in italics indicate the base number of FP17s or Patient Questionnaire responses are less than 100. N/A is shown where the base number of responses is less than 10 during the period. % is calculated as Quantity/Base number\*100

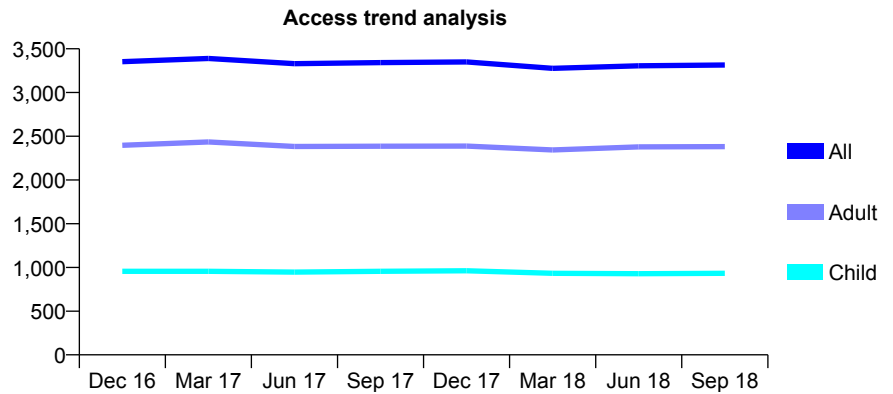
## Q69 - Vital Signs At a Glance Contract Report for 159115/0004 - September 2018

Name or company name	The Dental Centre Ltd
Contract type name	GDS Contract
Purpose of contract	General
Contract start date	01/04/2008
Contract end date	

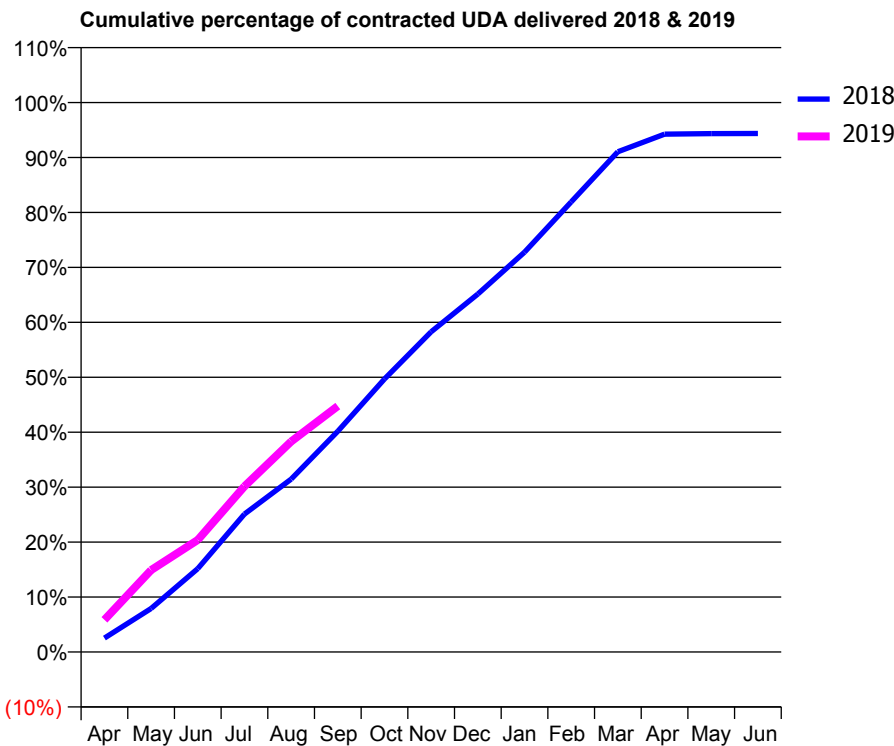
18/19 Contracted general activity (UDA)	12,449
Carry forward general activity (UDA)	0
18/19 Contracted orthodontic activity (UOA)	0
Carry forward orthodontic activity (UOA)	0
Baseline contract value	£355,506.54

### ACCESS\*

Patients seen in 24 months	Total	Change since previous quarter
Quarter ending September 2017	3,342	
Quarter ending December 2017	3,350	→
Quarter ending March 2018	3,276	↓
Quarter ending June 2018	3,306	→
Quarter ending September 2018	3,315	→
<b>Variance since September 2017</b>	<b>(0.8%)</b>	→



### ACTIVITY



Month	Adjusted Scheduled Activity (UDA)	
	2018	2019
April	314	730
May	988	1,858
June	1,890	2,538
July	3,126	3,753
August	3,917	4,769
September	5,002	5,573
October	6,186	
November	7,254	
December	8,109	
January	9,059	
February	10,196	
March	11,333	
April	11,731	
May	11,744	
June	11,746	

### QUALITY

	Quantity	Base Number	Contract	AT	Region	England
% of FP17s for the same patient ID Re-attending within 3 months - Children	62	688	9.0%	11.2%	11.1%	11.6%
% of FP17s for the same patient ID Re-attending within 3 months - Adults	406	1,754	23.1%	14.8%	15.3%	15.5%
% of FP17s for the same patient ID Re-attending between 3 & 9 months - Children	415	688	60.3%	58.6%	61.1%	58.8%
% of FP17s for the same patient ID Re-attending between 3 & 9 months - Adults	847	1,754	48.3%	49.3%	52.3%	51.1%
% of FP17s for Band 1 Urgent Courses	249	2,267	11.0%	9.7%	9.5%	9.0%
% of FP17s Relating to Free Repair or Replacements	25	2,267	1.1%	0.7%	0.7%	0.8%
% of FP17s Relating to Continuations	24	2,267	1.1%	0.6%	0.8%	0.9%
% of Patients satisfied with the dentistry they have received	0	1	N/A	95.6%	93.6%	93.3%
% of Patients satisfied with the time they had to wait for an appointment	1	1	N/A	88.8%	88.8%	88.9%

\* This is based on patients treated on this contract for their most recent course of treatment. Figures in italics indicate the base number of FP17s or Patient Questionnaire responses are less than 100. N/A is shown where the base number of responses is less than 10 during the period. % is calculated as Quantity/Base number\*100



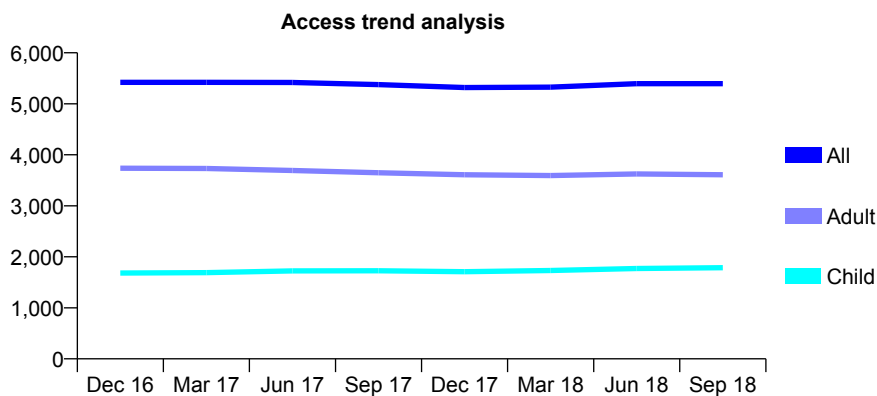
## Q69 - Vital Signs At a Glance Contract Report for 162310/0001 - September 2018

Name or company name	WILDRIDINGS LTD
Contract type name	GDS Contract
Purpose of contract	General
Contract start date	24/09/2012
Contract end date	

18/19 Contracted general activity (UDA)	17,822
Carry forward general activity (UDA)	0
18/19 Contracted orthodontic activity (UOA)	0
Carry forward orthodontic activity (UOA)	0
Baseline contract value	£480,874.55

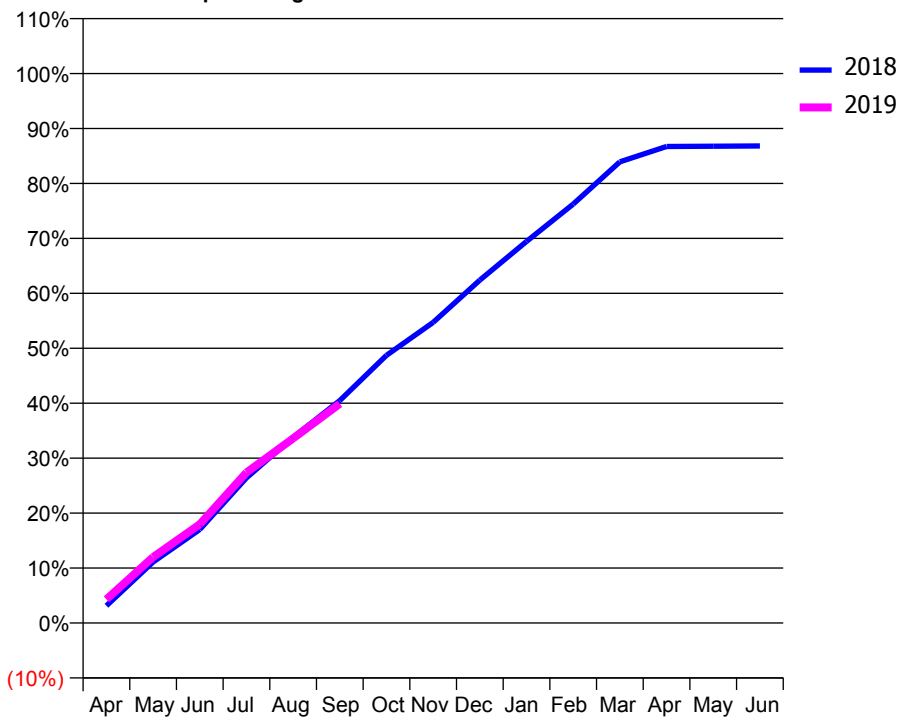
### ACCESS\*

Patients seen in 24 months	Total	Change since previous quarter
Quarter ending September 2017	5,376	
Quarter ending December 2017	5,318	↓
Quarter ending March 2018	5,326	→
Quarter ending June 2018	5,396	→
Quarter ending September 2018	5,396	→
<b>Variance since September 2017</b>	<b>0.4%</b>	<b>→</b>



### ACTIVITY

Cumulative percentage of contracted UDA delivered 2018 & 2019



Adjusted Scheduled Activity (UDA)

Month	2018	2019
April	560	767
May	1,977	2,141
June	3,032	3,203
July	4,707	4,880
August	6,023	5,989
September	7,217	7,111
October	8,683	
November	9,750	
December	11,120	
January	12,374	
February	13,585	
March	14,958	
April	15,456	
May	15,465	
June	15,471	

### QUALITY

	Quantity	Base Number	Contract	AT	Region	England
% of FP17s for the same patient ID Re-attending within 3 months - Children	82	1,199	6.8%	11.2%	11.1%	11.6%
% of FP17s for the same patient ID Re-attending within 3 months - Adults	407	2,234	18.2%	14.8%	15.3%	15.5%
% of FP17s for the same patient ID Re-attending between 3 & 9 months - Children	665	1,199	55.5%	58.6%	61.1%	58.8%
% of FP17s for the same patient ID Re-attending between 3 & 9 months - Adults	987	2,234	44.2%	49.3%	52.3%	51.1%
% of FP17s for Band 1 Urgent Courses	393	3,227	12.2%	9.7%	9.5%	9.0%
% of FP17s Relating to Free Repair or Replacements	24	3,227	0.7%	0.7%	0.7%	0.8%
% of FP17s Relating to Continuations	17	3,227	0.5%	0.6%	0.8%	0.9%
% of Patients satisfied with the dentistry they have received	2	3	N/A	95.6%	93.6%	93.3%
% of Patients satisfied with the time they had to wait for an appointment	3	3	N/A	88.8%	88.8%	88.9%

\* This is based on patients treated on this contract for their most recent course of treatment. Figures in italics indicate the base number of FP17s or Patient Questionnaire responses are less than 100. N/A is shown where the base number of responses is less than 10 during the period. % is calculated as Quantity/Base number\*100

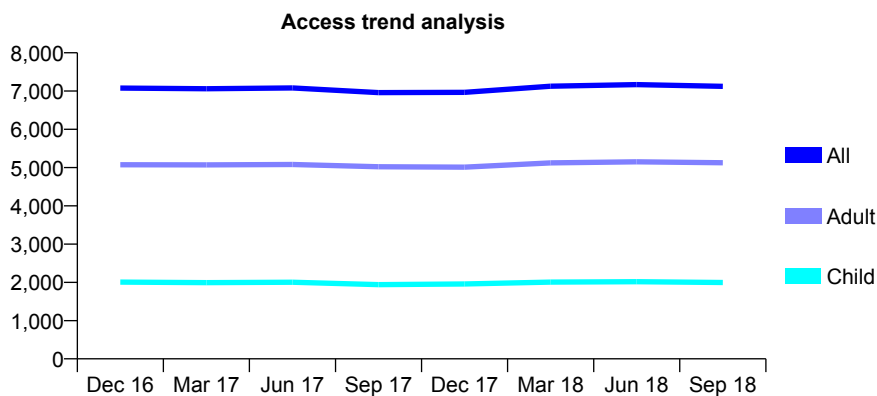
## Q69 - Vital Signs At a Glance Contract Report for 162612/0001 - September 2018

Name or company name	Facial Aesthetics Dental Centre Ltd
Contract type name	GDS Contract
Purpose of contract	General
Contract start date	01/04/2008
Contract end date	

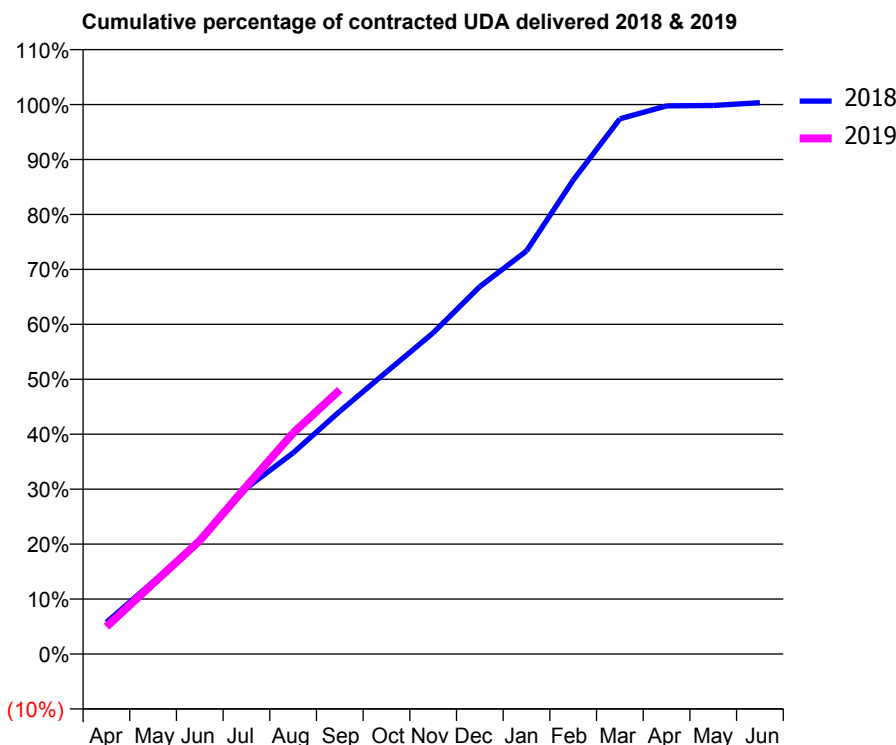
18/19 Contracted general activity (UDA)	15,974
Carry forward general activity (UDA)	-60
18/19 Contracted orthodontic activity (UOA)	0
Carry forward orthodontic activity (UOA)	0
Baseline contract value	£437,318.12

### ACCESS\*

Patients seen in 24 months	Total	Change since previous quarter
Quarter ending September 2017	6,961	
Quarter ending December 2017	6,968	→
Quarter ending March 2018	7,127	↑
Quarter ending June 2018	7,167	→
Quarter ending September 2018	7,123	→
<b>Variance since September 2017</b>	<b>2.3%</b>	<b>↑</b>



### ACTIVITY



Month	Adjusted Scheduled Activity (UDA)	
	2018	2019
April	1,012	792
May	2,309	2,050
June	3,625	3,295
July	5,308	4,876
August	6,432	6,425
September	7,761	7,676
October	9,022	
November	10,268	
December	11,748	
January	12,887	
February	15,151	
March	17,114	
April	17,528	
May	17,541	
June	17,631	

### QUALITY

	Quantity	Base Number	Contract	AT	Region	England
% of FP17s for the same patient ID Re-attending within 3 months - Children	108	1,566	6.9%	11.2%	11.1%	11.6%
% of FP17s for the same patient ID Re-attending within 3 months - Adults	544	3,255	16.7%	14.8%	15.3%	15.5%
% of FP17s for the same patient ID Re-attending between 3 & 9 months - Children	1,017	1,566	64.9%	58.6%	61.1%	58.8%
% of FP17s for the same patient ID Re-attending between 3 & 9 months - Adults	1,496	3,255	46.0%	49.3%	52.3%	51.1%
% of FP17s for Band 1 Urgent Courses	267	3,596	7.4%	9.7%	9.5%	9.0%
% of FP17s Relating to Free Repair or Replacements	35	3,596	1.0%	0.7%	0.7%	0.8%
% of FP17s Relating to Continuations	80	3,596	2.2%	0.6%	0.8%	0.9%
% of Patients satisfied with the dentistry they have received	4	4	N/A	95.6%	93.6%	93.3%
% of Patients satisfied with the time they had to wait for an appointment	3	4	N/A	88.8%	88.8%	88.9%

\* This is based on patients treated on this contract for their most recent course of treatment. Figures in italics indicate the base number of FP17s or Patient Questionnaire responses are less than 100. N/A is shown where the base number of responses is less than 10 during the period. % is calculated as Quantity/Base number\*100

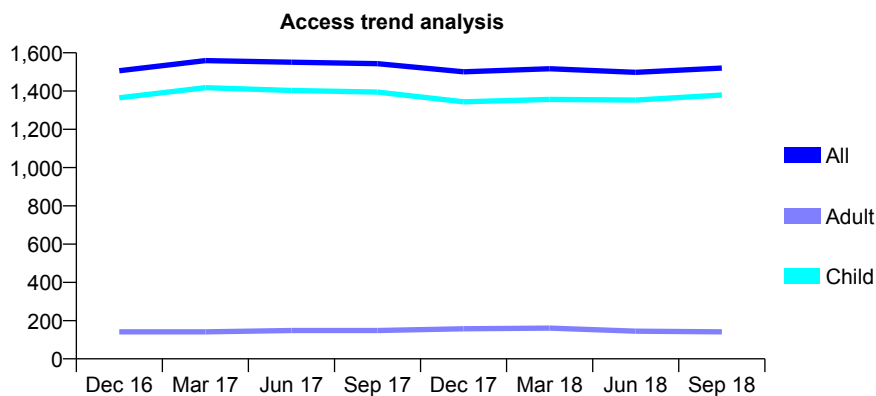
## Q69 - Vital Signs At a Glance Contract Report for 163678/0001 - September 2018

Name or company name	Oaktree Dental Practice
Contract type name	GDS Contract
Purpose of contract	General
Contract start date	02/06/2014
Contract end date	

18/19 Contracted general activity (UDA)	2,944
Carry forward general activity (UDA)	0
18/19 Contracted orthodontic activity (UOA)	0
Carry forward orthodontic activity (UOA)	0
Baseline contract value	£52,656.59

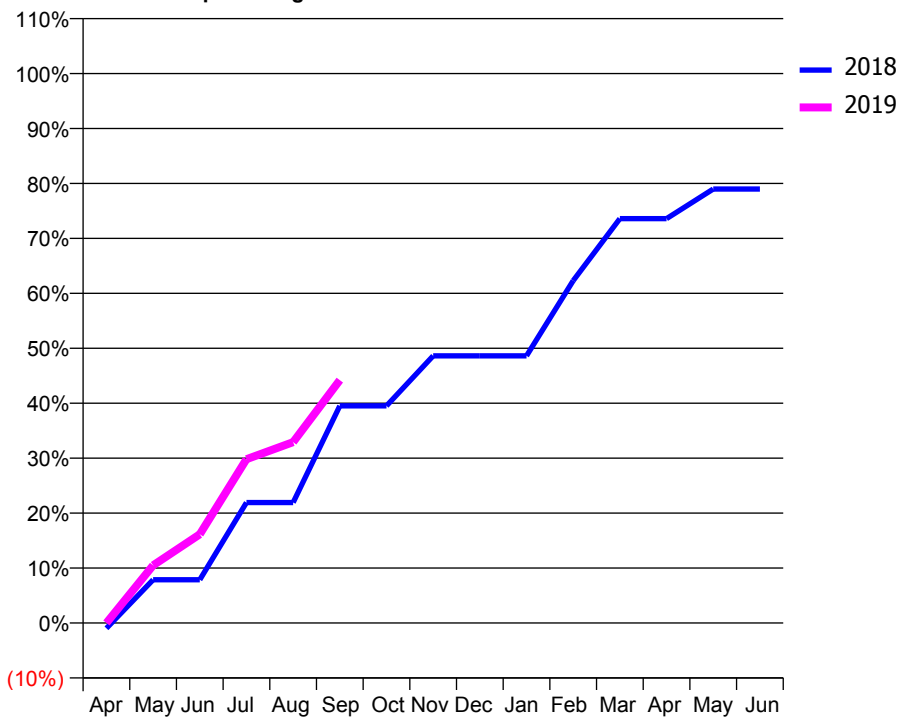
### ACCESS\*

Patients seen in 24 months	Total	Change since previous quarter
Quarter ending September 2017	1,543	
Quarter ending December 2017	1,501	↓
Quarter ending March 2018	1,517	→
Quarter ending June 2018	1,498	↓
Quarter ending September 2018	1,520	→
<b>Variance since September 2017</b>	<b>(1.5%)</b>	<b>↓</b>



### ACTIVITY

Cumulative percentage of contracted UDA delivered 2018 & 2019



Adjusted Scheduled Activity (UDA)

Month	2018	2019
April	-29	0
May	232	309
June	232	475
July	645	878
August	645	969
September	1,163	1,301
October	1,163	
November	1,431	
December	1,431	
January	1,431	
February	1,834	
March	2,166	
April	2,166	
May	2,325	
June	2,325	

### QUALITY

	Quantity	Base Number	Contract	AT	Region	England
% of FP17s for the same patient ID Re-attending within 3 months - Children	74	1,090	6.8%	11.2%	11.1%	11.6%
% of FP17s for the same patient ID Re-attending within 3 months - Adults	2	37	5.4%	14.8%	15.3%	15.5%
% of FP17s for the same patient ID Re-attending between 3 & 9 months - Children	708	1,090	65.0%	58.6%	61.1%	58.8%
% of FP17s for the same patient ID Re-attending between 3 & 9 months - Adults	24	37	64.9%	49.3%	52.3%	51.1%
% of FP17s for Band 1 Urgent Courses	30	1,007	3.0%	9.7%	9.5%	9.0%
% of FP17s Relating to Free Repair or Replacements	0	1,007	0.0%	0.7%	0.7%	0.8%
% of FP17s Relating to Continuations	16	1,007	1.6%	0.6%	0.8%	0.9%
% of Patients satisfied with the dentistry they have received	1	1	N/A	95.6%	93.6%	93.3%
% of Patients satisfied with the time they had to wait for an appointment	1	1	N/A	88.8%	88.8%	88.9%

\* This is based on patients treated on this contract for their most recent course of treatment. Figures in italics indicate the base number of FP17s or Patient Questionnaire responses are less than 100. N/A is shown where the base number of responses is less than 10 during the period. % is calculated as Quantity/Base number\*100

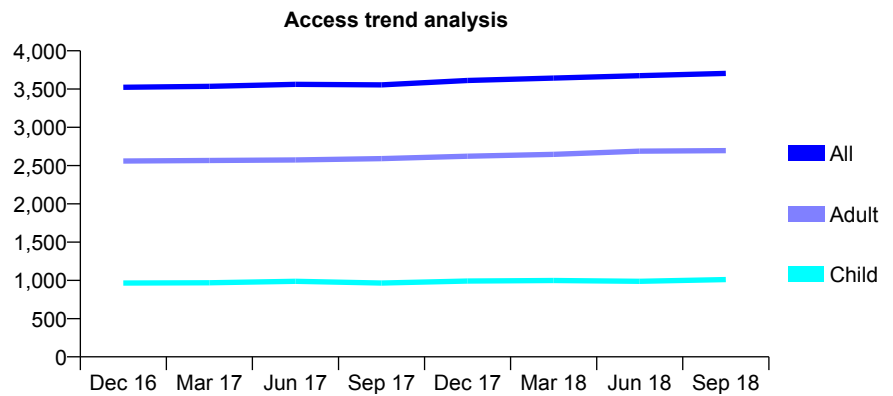
## Q69 - Vital Signs At a Glance Contract Report for 164704/0001 - September 2018

Name or company name	White Smiles Ltd
Contract type name	GDS Contract
Purpose of contract	General
Contract start date	15/03/2008
Contract end date	

18/19 Contracted general activity (UDA)	11,033
Carry forward general activity (UDA)	141
18/19 Contracted orthodontic activity (UOA)	0
Carry forward orthodontic activity (UOA)	0
Baseline contract value	£316,430.81

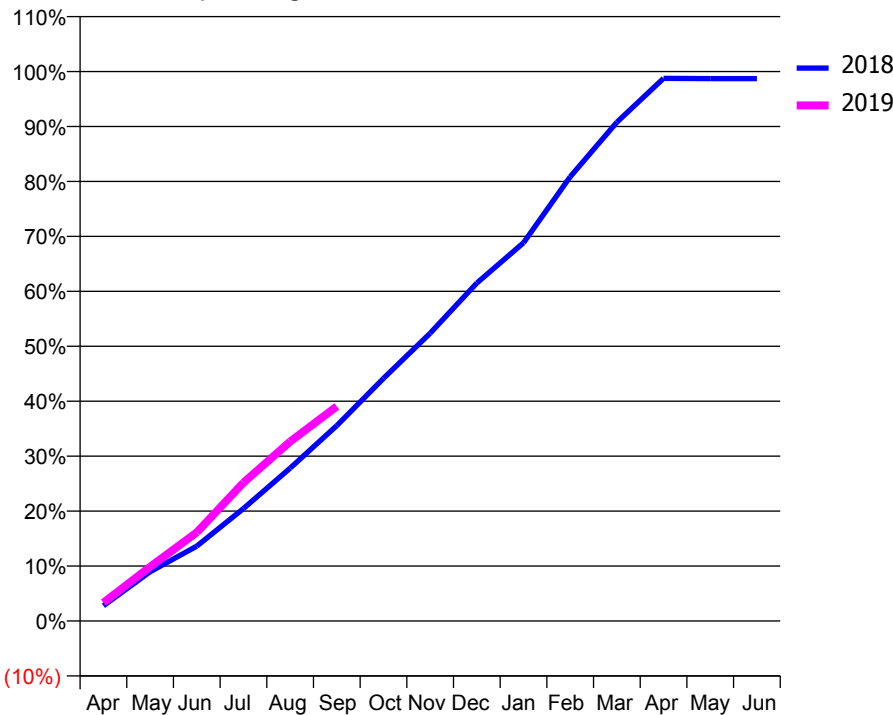
### ACCESS\*

Patients seen in 24 months	Total	Change since previous quarter
Quarter ending September 2017	3,554	
Quarter ending December 2017	3,613	→
Quarter ending March 2018	3,644	→
Quarter ending June 2018	3,675	→
Quarter ending September 2018	3,705	→
<b>Variance since September 2017</b>	<b>4.2%</b>	<b>↑</b>



### ACTIVITY

Cumulative percentage of contracted UDA delivered 2018 & 2019



Month	Adjusted Scheduled Activity (UDA)	
	2018	2019
April	305	368
May	988	1,087
June	1,503	1,779
July	2,258	2,778
August	3,070	3,603
September	3,923	4,309
October	4,872	
November	5,778	
December	6,785	
January	7,594	
February	8,919	
March	10,014	
April	10,894	
May	10,891	
June	10,891	

### QUALITY

	Quantity	Base Number	Contract	AT	Region	England
% of FP17s for the same patient ID Re-attending within 3 months - Children	59	827	7.1%	11.2%	11.1%	11.6%
% of FP17s for the same patient ID Re-attending within 3 months - Adults	155	1,807	8.6%	14.8%	15.3%	15.5%
% of FP17s for the same patient ID Re-attending between 3 & 9 months - Children	559	827	67.6%	58.6%	61.1%	58.8%
% of FP17s for the same patient ID Re-attending between 3 & 9 months - Adults	1,082	1,807	59.9%	49.3%	52.3%	51.1%
% of FP17s for Band 1 Urgent Courses	116	2,290	5.1%	9.7%	9.5%	9.0%
% of FP17s Relating to Free Repair or Replacements	5	2,290	0.2%	0.7%	0.7%	0.8%
% of FP17s Relating to Continuations	1	2,290	0.0%	0.6%	0.8%	0.9%
% of Patients satisfied with the dentistry they have received	0	0	N/A	95.6%	93.6%	93.3%
% of Patients satisfied with the time they had to wait for an appointment	0	0	N/A	88.8%	88.8%	88.9%

\* This is based on patients treated on this contract for their most recent course of treatment. Figures in italics indicate the base number of FP17s or Patient Questionnaire responses are less than 100. N/A is shown where the base number of responses is less than 10 during the period. % is calculated as Quantity/Base number\*100

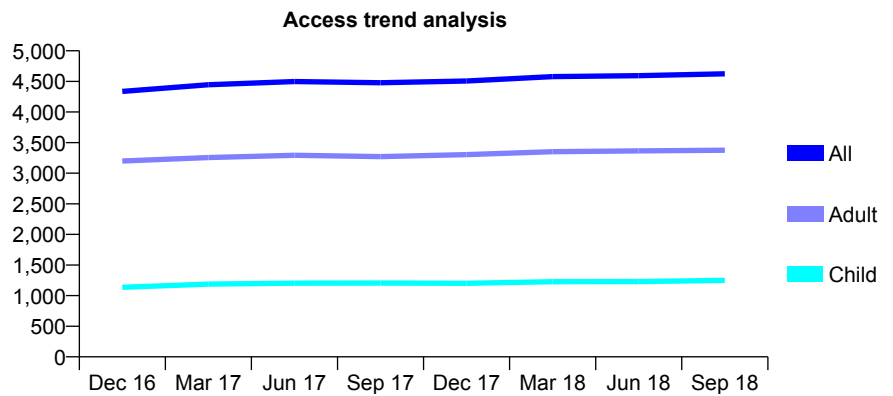
## Q69 - Vital Signs At a Glance Contract Report for 165328/0001 - September 2018

Name or company name	Scandic Dental Care
Contract type name	GDS Contract
Purpose of contract	General
Contract start date	01/11/2011
Contract end date	

18/19 Contracted general activity (UDA)	17,011
Carry forward general activity (UDA)	665
18/19 Contracted orthodontic activity (UOA)	0
Carry forward orthodontic activity (UOA)	0
Baseline contract value	£468,656.26

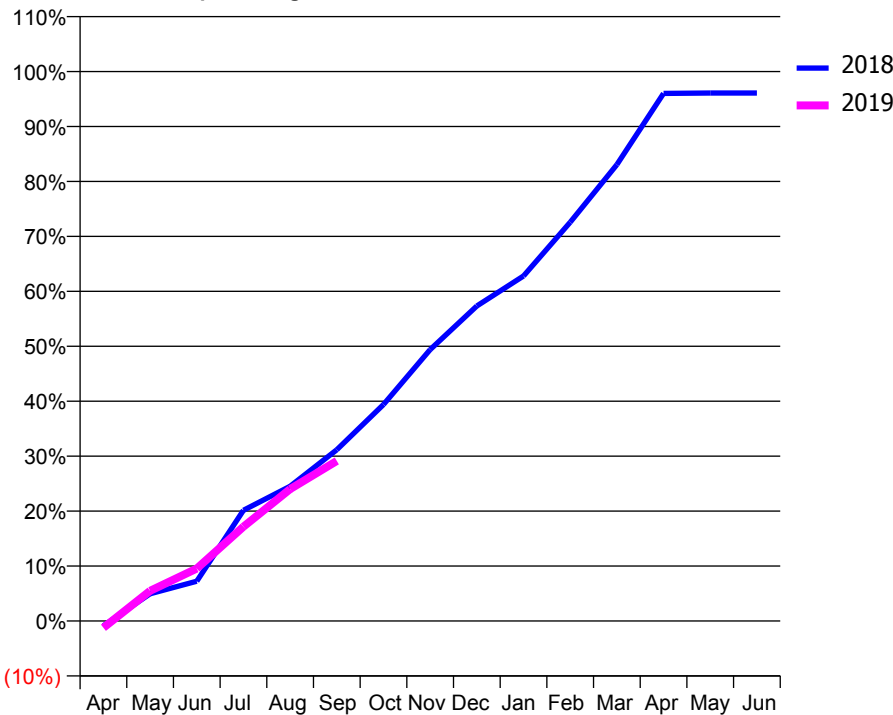
### ACCESS\*

Patients seen in 24 months	Total	Change since previous quarter
Quarter ending September 2017	4,478	
Quarter ending December 2017	4,506	→
Quarter ending March 2018	4,579	→
Quarter ending June 2018	4,594	→
Quarter ending September 2018	4,625	→
<b>Variance since September 2017</b>	<b>3.3%</b>	<b>↑</b>



### ACTIVITY

Cumulative percentage of contracted UDA delivered 2018 & 2019



Month	Adjusted Scheduled Activity (UDA)	
	2018	2019
April	-152	-211
May	842	933
June	1,234	1,624
July	3,430	2,920
August	4,169	4,085
September	5,302	4,955
October	6,702	
November	8,405	
December	9,752	
January	10,681	
February	12,343	
March	14,130	
April	16,332	
May	16,344	
June	16,345	

### QUALITY

	Quantity	Base Number	Contract	AT	Region	England
% of FP17s for the same patient ID Re-attending within 3 months - Children	52	774	6.7%	11.2%	11.1%	11.6%
% of FP17s for the same patient ID Re-attending within 3 months - Adults	269	2,020	13.3%	14.8%	15.3%	15.5%
% of FP17s for the same patient ID Re-attending between 3 & 9 months - Children	384	774	49.6%	58.6%	61.1%	58.8%
% of FP17s for the same patient ID Re-attending between 3 & 9 months - Adults	1,030	2,020	51.0%	49.3%	52.3%	51.1%
% of FP17s for Band 1 Urgent Courses	196	2,326	8.4%	9.7%	9.5%	9.0%
% of FP17s Relating to Free Repair or Replacements	27	2,326	1.2%	0.7%	0.7%	0.8%
% of FP17s Relating to Continuations	5	2,326	0.2%	0.6%	0.8%	0.9%
% of Patients satisfied with the dentistry they have received	7	7	N/A	95.6%	93.6%	93.3%
% of Patients satisfied with the time they had to wait for an appointment	6	7	N/A	88.8%	88.8%	88.9%

\* This is based on patients treated on this contract for their most recent course of treatment. Figures in italics indicate the base number of FP17s or Patient Questionnaire responses are less than 100. N/A is shown where the base number of responses is less than 10 during the period. % is calculated as Quantity/Base number\*100

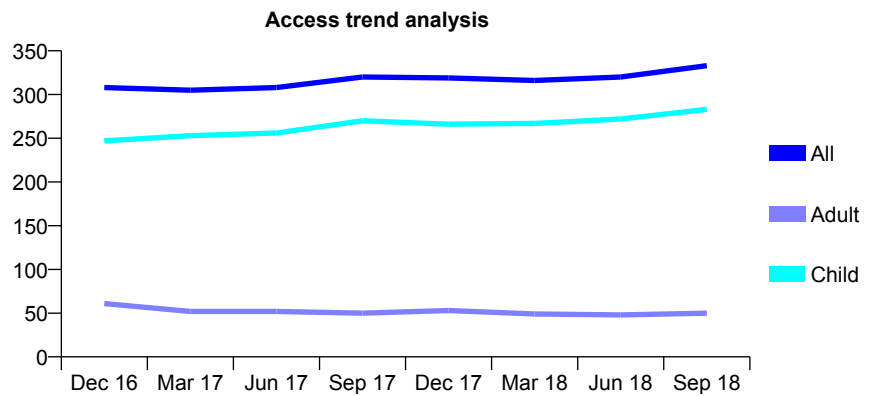
## Q69 - Vital Signs At a Glance Contract Report for 166065/0001 - September 2018

Name or company name	The Elms Dental Practice
Contract type name	GDS Contract
Purpose of contract	General
Contract start date	01/04/2011
Contract end date	

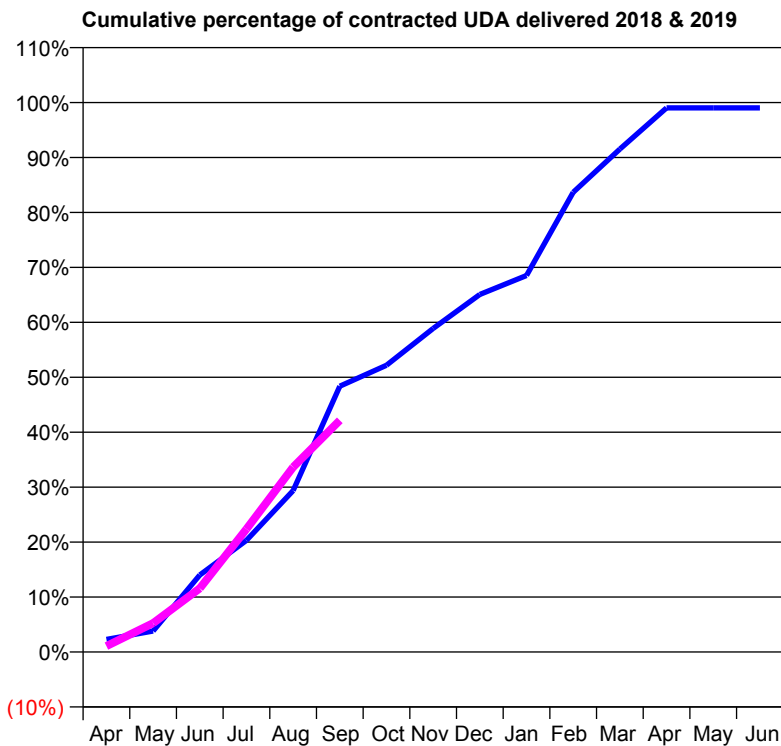
18/19 Contracted general activity (UDA)	840
Carry forward general activity (UDA)	8
18/19 Contracted orthodontic activity (UOA)	0
Carry forward orthodontic activity (UOA)	0
Baseline contract value	£19,790.45

### ACCESS\*

Patients seen in 24 months	Total	Change since previous quarter
Quarter ending September 2017	320	
Quarter ending December 2017	319	→
Quarter ending March 2018	316	→
Quarter ending June 2018	320	→
Quarter ending September 2018	333	↑
<b>Variance since September 2017</b>	<b>4.1%</b>	<b>↑</b>



### ACTIVITY



Adjusted Scheduled Activity (UDA)		
Month	2018	2019
April	19	9
May	32	44
June	118	97
July	171	188
August	247	283
September	406	354
October	438	
November	495	
December	547	
January	576	
February	703	
March	769	
April	832	
May	832	
June	832	

### QUALITY

	Quantity	Base Number	Contract	AT	Region	England
% of FP17s for the same patient ID Re-attending within 3 months - Children	10	241	4.1%	11.2%	11.1%	11.6%
% of FP17s for the same patient ID Re-attending within 3 months - Adults	0	28	0.0%	14.8%	15.3%	15.5%
% of FP17s for the same patient ID Re-attending between 3 & 9 months - Children	188	241	78.0%	58.6%	61.1%	58.8%
% of FP17s for the same patient ID Re-attending between 3 & 9 months - Adults	17	28	60.7%	49.3%	52.3%	51.1%
% of FP17s for Band 1 Urgent Courses	12	224	5.4%	9.7%	9.5%	9.0%
% of FP17s Relating to Free Repair or Replacements	0	224	0.0%	0.7%	0.7%	0.8%
% of FP17s Relating to Continuations	0	224	0.0%	0.6%	0.8%	0.9%
% of Patients satisfied with the dentistry they have received	0	0	N/A	95.6%	93.6%	93.3%
% of Patients satisfied with the time they had to wait for an appointment	0	0	N/A	88.8%	88.8%	88.9%

\* This is based on patients treated on this contract for their most recent course of treatment. Figures in italics indicate the base number of FP17s or Patient Questionnaire responses are less than 100. N/A is shown where the base number of responses is less than 10 during the period. % is calculated as Quantity/Base number\*100

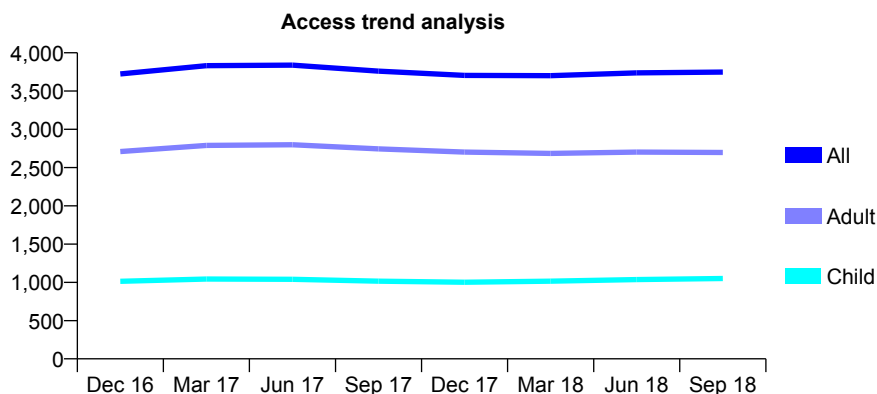
## Q69 - Vital Signs At a Glance Contract Report for 166162/0001 - September 2018

Name or company name	Cressex Dental Practice
Contract type name	GDS Contract
Purpose of contract	General
Contract start date	02/08/2013
Contract end date	

18/19 Contracted general activity (UDA)	11,710
Carry forward general activity (UDA)	0
18/19 Contracted orthodontic activity (UOA)	0
Carry forward orthodontic activity (UOA)	0
Baseline contract value	£355,971.06

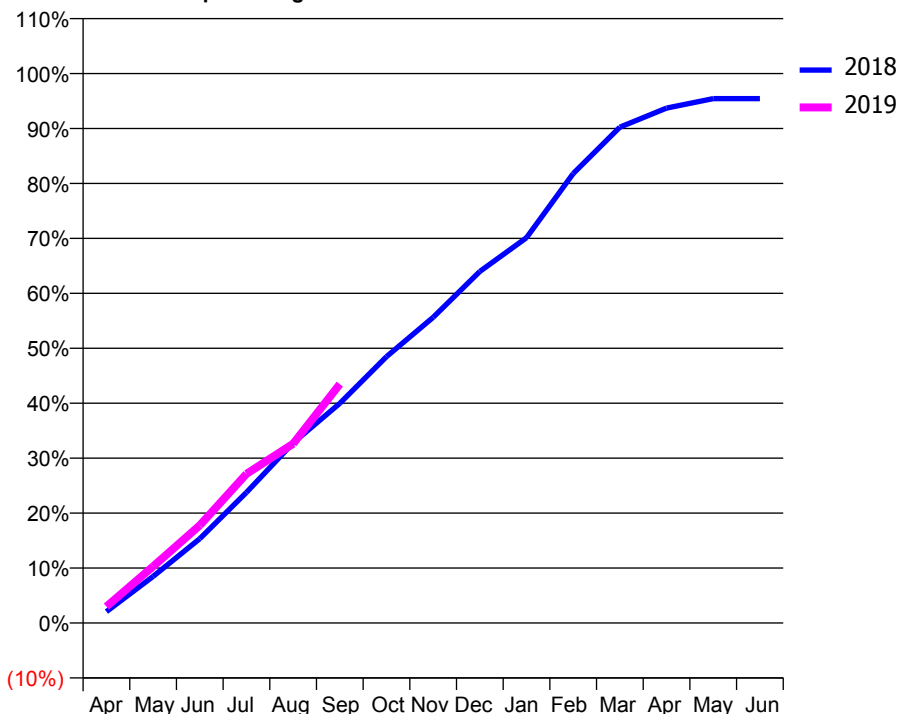
### ACCESS\*

Patients seen in 24 months	Total	Change since previous quarter
Quarter ending September 2017	3,761	
Quarter ending December 2017	3,704	↓
Quarter ending March 2018	3,701	→
Quarter ending June 2018	3,738	→
Quarter ending September 2018	3,748	→
<b>Variance since September 2017</b>	<b>(0.3%)</b>	→



### ACTIVITY

Cumulative percentage of contracted UDA delivered 2018 & 2019



Month	Adjusted Scheduled Activity (UDA)	
	2018	2019
April	244	351
May	994	1,206
June	1,797	2,081
July	2,782	3,177
August	3,837	3,821
September	4,681	5,090
October	5,676	
November	6,514	
December	7,491	
January	8,210	
February	9,578	
March	10,567	
April	10,974	
May	11,175	
June	11,175	

### QUALITY

	Quantity	Base Number	Contract	AT	Region	England
% of FP17s for the same patient ID Re-attending within 3 months - Children	51	912	5.6%	11.2%	11.1%	11.6%
% of FP17s for the same patient ID Re-attending within 3 months - Adults	281	2,000	14.1%	14.8%	15.3%	15.5%
% of FP17s for the same patient ID Re-attending between 3 & 9 months - Children	613	912	67.2%	58.6%	61.1%	58.8%
% of FP17s for the same patient ID Re-attending between 3 & 9 months - Adults	1,157	2,000	57.9%	49.3%	52.3%	51.1%
% of FP17s for Band 1 Urgent Courses	185	2,605	7.1%	9.7%	9.5%	9.0%
% of FP17s Relating to Free Repair or Replacements	12	2,605	0.5%	0.7%	0.7%	0.8%
% of FP17s Relating to Continuations	41	2,605	1.6%	0.6%	0.8%	0.9%
% of Patients satisfied with the dentistry they have received	7	8	N/A	95.6%	93.6%	93.3%
% of Patients satisfied with the time they had to wait for an appointment	6	8	N/A	88.8%	88.8%	88.9%

\* This is based on patients treated on this contract for their most recent course of treatment. Figures in italics indicate the base number of FP17s or Patient Questionnaire responses are less than 100. N/A is shown where the base number of responses is less than 10 during the period. % is calculated as Quantity/Base number\*100



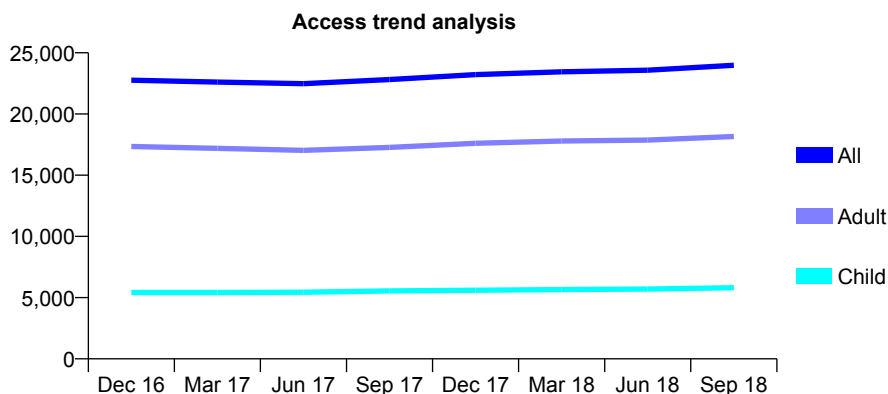
## Q69 - Vital Signs At a Glance Contract Report for 166413/0001 - September 2018

Name or company name	ALAN LEWIS & ASSOCIATES LTD
Contract type name	GDS Contract
Purpose of contract	General
Contract start date	27/11/2009
Contract end date	

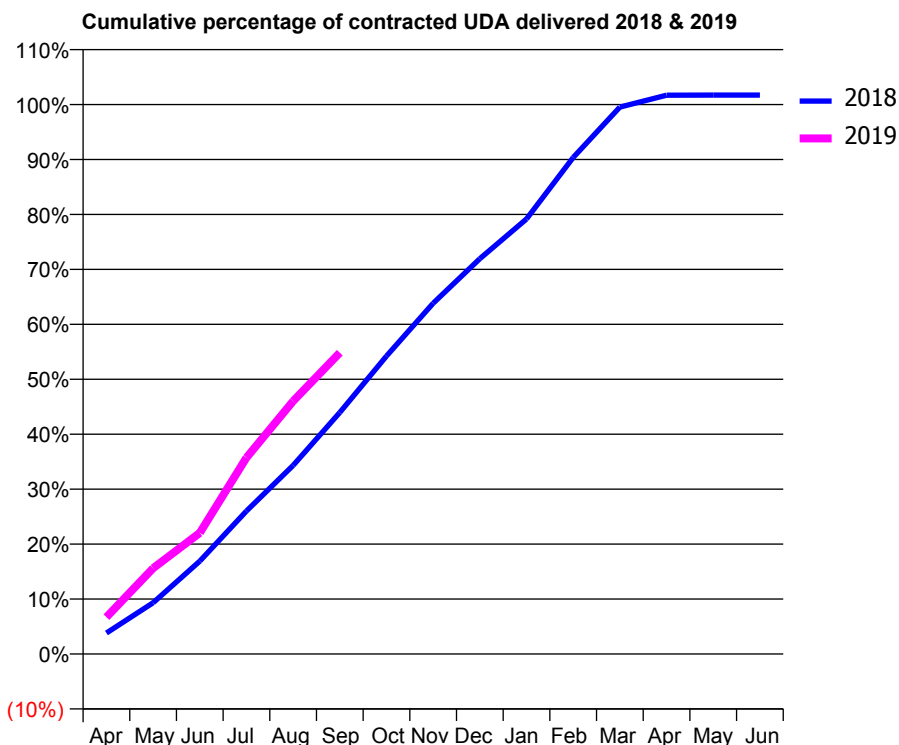
18/19 Contracted general activity (UDA)	59,263
Carry forward general activity (UDA)	-1,122
18/19 Contracted orthodontic activity (UOA)	0
Carry forward orthodontic activity (UOA)	0
Baseline contract value	£1,604,350.46

### ACCESS\*

Patients seen in 24 months	Total	Change since previous quarter
Quarter ending September 2017	22,814	
Quarter ending December 2017	23,220	→
Quarter ending March 2018	23,451	→
Quarter ending June 2018	23,580	→
Quarter ending September 2018	23,984	→
<b>Variance since September 2017</b>	<b>5.1%</b>	<b>↑</b>



### ACTIVITY



Month	Adjusted Scheduled Activity (UDA)	
	2018	2019
April	2,484	3,974
May	6,090	9,260
June	11,023	13,064
July	16,970	21,181
August	22,382	27,274
September	28,660	32,499
October	35,353	
November	41,611	
December	46,903	
January	51,613	
February	58,910	
March	64,881	
April	66,299	
May	66,309	
June	66,312	

### QUALITY

	Quantity	Base Number	Contract	AT	Region	England
% of FP17s for the same patient ID Re-attending within 3 months - Children	300	4,024	7.5%	11.2%	11.1%	11.6%
% of FP17s for the same patient ID Re-attending within 3 months - Adults	1,311	10,415	12.6%	14.8%	15.3%	15.5%
% of FP17s for the same patient ID Re-attending between 3 & 9 months - Children	2,103	4,024	52.3%	58.6%	61.1%	58.8%
% of FP17s for the same patient ID Re-attending between 3 & 9 months - Adults	4,829	10,415	46.4%	49.3%	52.3%	51.1%
% of FP17s for Band 1 Urgent Courses	1,557	13,755	11.3%	9.7%	9.5%	9.0%
% of FP17s Relating to Free Repair or Replacements	104	13,755	0.8%	0.7%	0.7%	0.8%
% of FP17s Relating to Continuations	79	13,755	0.6%	0.6%	0.8%	0.9%
% of Patients satisfied with the dentistry they have received	11	11	100.0%	95.6%	93.6%	93.3%
% of Patients satisfied with the time they had to wait for an appointment	9	11	81.8%	88.8%	88.8%	88.9%

\* This is based on patients treated on this contract for their most recent course of treatment. Figures in italics indicate the base number of FP17s or Patient Questionnaire responses are less than 100. N/A is shown where the base number of responses is less than 10 during the period. % is calculated as Quantity/Base number\*100

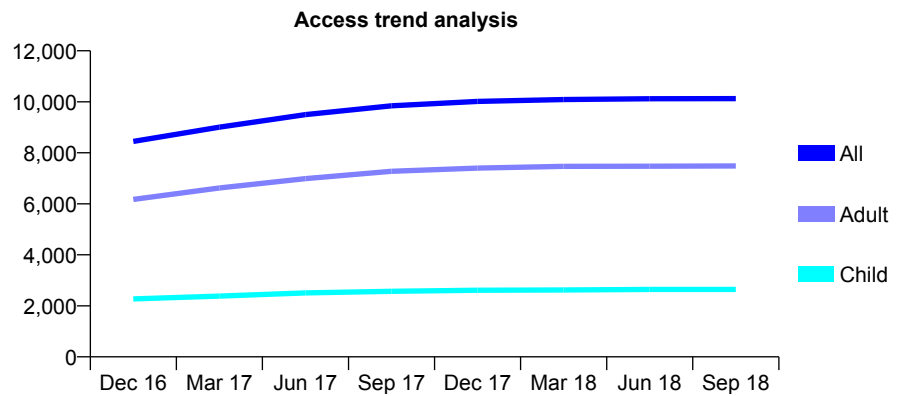
## Q69 - Vital Signs At a Glance Contract Report for 166847/0001 - September 2018

Name or company name	Ratti GDS Contract Partnership
Contract type name	GDS Contract
Purpose of contract	General
Contract start date	01/10/2015
Contract end date	

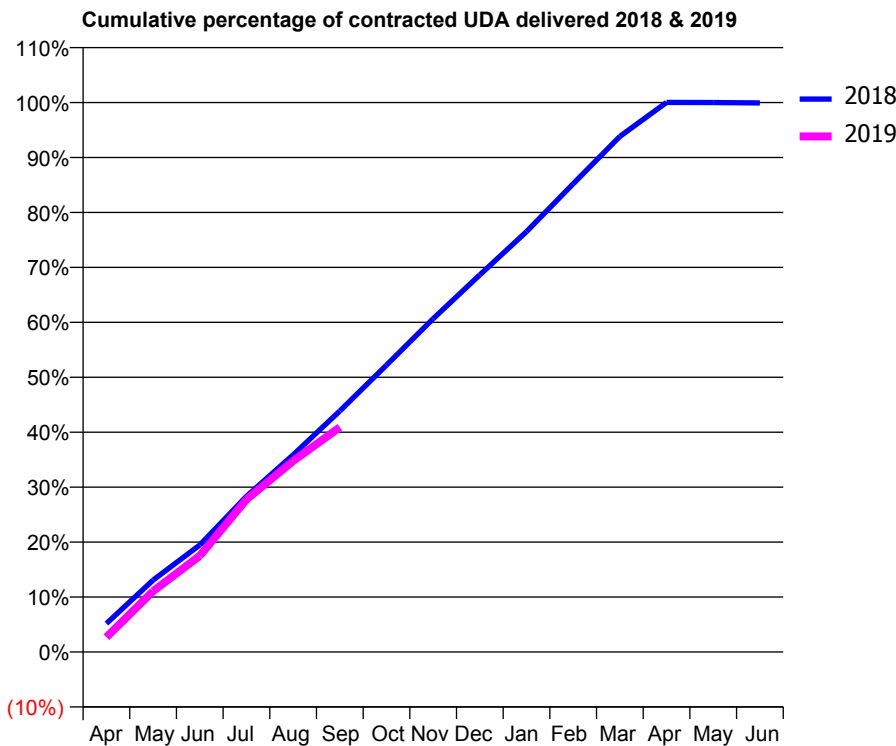
18/19 Contracted general activity (UDA)	25,867
Carry forward general activity (UDA)	20
18/19 Contracted orthodontic activity (UOA)	0
Carry forward orthodontic activity (UOA)	0
Baseline contract value	£619,180.41

### ACCESS\*

Patients seen in 24 months	Total	Change since previous quarter
Quarter ending September 2017	9,843	
Quarter ending December 2017	10,015	→
Quarter ending March 2018	10,091	→
Quarter ending June 2018	10,120	→
Quarter ending September 2018	10,127	→
<b>Variance since September 2017</b>	<b>2.9%</b>	<b>↑</b>



### ACTIVITY



Month	Adjusted Scheduled Activity (UDA)	
	2018	2019
April	1,342	699
May	3,388	2,868
June	5,038	4,528
July	7,326	7,176
August	9,283	8,990
September	11,344	10,583
October	13,507	
November	15,688	
December	17,755	
January	19,787	
February	22,043	
March	24,273	
April	25,872	
May	25,867	
June	25,847	

### QUALITY

	Quantity	Base Number	Contract	AT	Region	England
% of FP17s for the same patient ID Re-attending within 3 months - Children	156	1,991	7.8%	11.2%	11.1%	11.6%
% of FP17s for the same patient ID Re-attending within 3 months - Adults	680	4,959	13.7%	14.8%	15.3%	15.5%
% of FP17s for the same patient ID Re-attending between 3 & 9 months - Children	1,238	1,991	62.2%	58.6%	61.1%	58.8%
% of FP17s for the same patient ID Re-attending between 3 & 9 months - Adults	2,630	4,959	53.0%	49.3%	52.3%	51.1%
% of FP17s for Band 1 Urgent Courses	390	6,227	6.3%	9.7%	9.5%	9.0%
% of FP17s Relating to Free Repair or Replacements	64	6,227	1.0%	0.7%	0.7%	0.8%
% of FP17s Relating to Continuations	67	6,227	1.1%	0.6%	0.8%	0.9%
% of Patients satisfied with the dentistry they have received	4	4	N/A	95.6%	93.6%	93.3%
% of Patients satisfied with the time they had to wait for an appointment	3	4	N/A	88.8%	88.8%	88.9%

\* This is based on patients treated on this contract for their most recent course of treatment. Figures in italics indicate the base number of FP17s or Patient Questionnaire responses are less than 100. N/A is shown where the base number of responses is less than 10 during the period. % is calculated as Quantity/Base number\*100

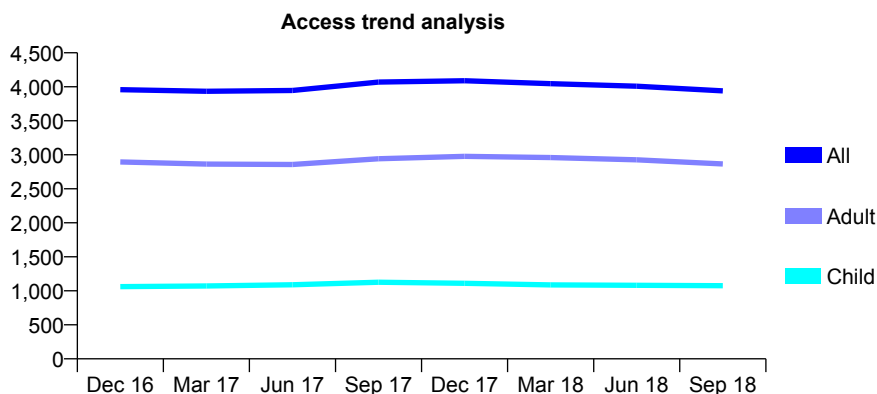
## Q69 - Vital Signs At a Glance Contract Report for 167320/0001 - September 2018

Name or company name	MANOR DENTAL CARE
Contract type name	GDS Contract
Purpose of contract	General
Contract start date	01/06/2011
Contract end date	

18/19 Contracted general activity (UDA)	15,661
Carry forward general activity (UDA)	0
18/19 Contracted orthodontic activity (UOA)	0
Carry forward orthodontic activity (UOA)	0
Baseline contract value	£447,514.76

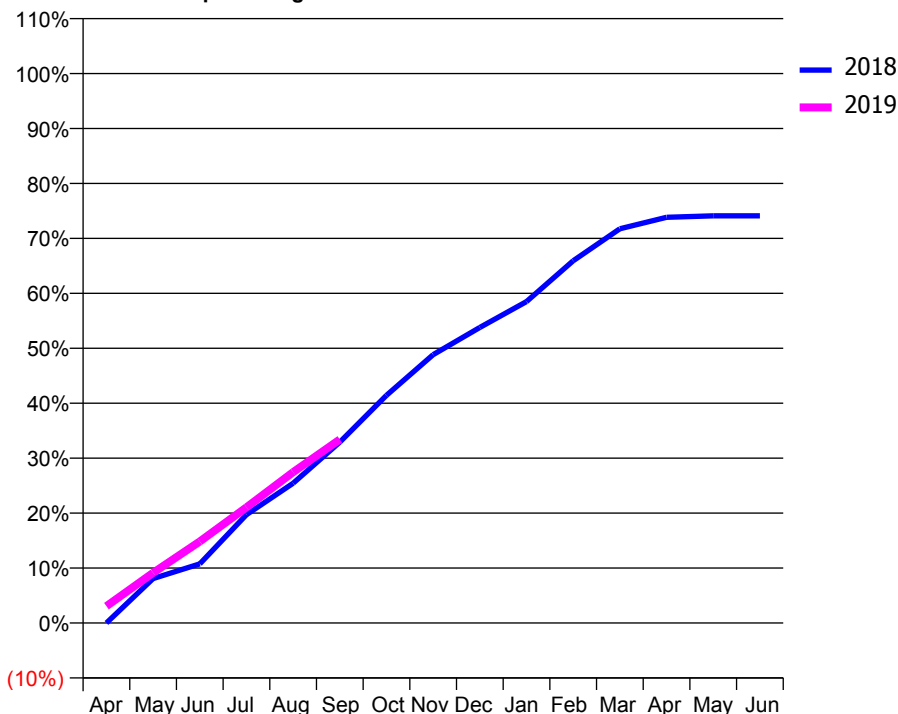
### ACCESS\*

Patients seen in 24 months	Total	Change since previous quarter
Quarter ending September 2017	4,069	
Quarter ending December 2017	4,089	→
Quarter ending March 2018	4,047	↓
Quarter ending June 2018	4,009	→
Quarter ending September 2018	3,941	↓
<b>Variance since September 2017</b>	<b>(3.1%)</b>	<b>↓</b>



### ACTIVITY

Cumulative percentage of contracted UDA delivered 2018 & 2019



Month	Adjusted Scheduled Activity (UDA)	
	2018	2019
April	0	480
May	1,269	1,432
June	1,686	2,325
July	3,086	3,296
August	3,987	4,300
September	5,155	5,232
October	6,489	
November	7,650	
December	8,423	
January	9,162	
February	10,323	
March	11,234	
April	11,563	
May	11,604	
June	11,604	

### QUALITY

	Quantity	Base Number	Contract	AT	Region	England
% of FP17s for the same patient ID Re-attending within 3 months - Children	86	714	12.0%	11.2%	11.1%	11.6%
% of FP17s for the same patient ID Re-attending within 3 months - Adults	226	1,530	14.8%	14.8%	15.3%	15.5%
% of FP17s for the same patient ID Re-attending between 3 & 9 months - Children	291	714	40.8%	58.6%	61.1%	58.8%
% of FP17s for the same patient ID Re-attending between 3 & 9 months - Adults	619	1,530	40.5%	49.3%	52.3%	51.1%
% of FP17s for Band 1 Urgent Courses	267	2,124	12.6%	9.7%	9.5%	9.0%
% of FP17s Relating to Free Repair or Replacements	9	2,124	0.4%	0.7%	0.7%	0.8%
% of FP17s Relating to Continuations	8	2,124	0.4%	0.6%	0.8%	0.9%
% of Patients satisfied with the dentistry they have received	4	5	N/A	95.6%	93.6%	93.3%
% of Patients satisfied with the time they had to wait for an appointment	5	5	N/A	88.8%	88.8%	88.9%

\* This is based on patients treated on this contract for their most recent course of treatment. Figures in italics indicate the base number of FP17s or Patient Questionnaire responses are less than 100. N/A is shown where the base number of responses is less than 10 during the period. % is calculated as Quantity/Base number\*100

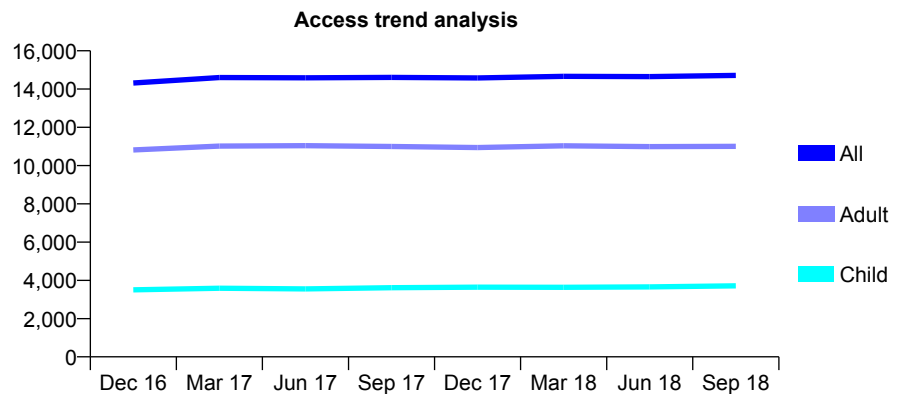
## Q69 - Vital Signs At a Glance Contract Report for 167746/0001 - September 2018

Name or company name	Chipping Norton Dental Practice Limited
Contract type name	GDS Contract
Purpose of contract	General
Contract start date	01/09/2007
Contract end date	

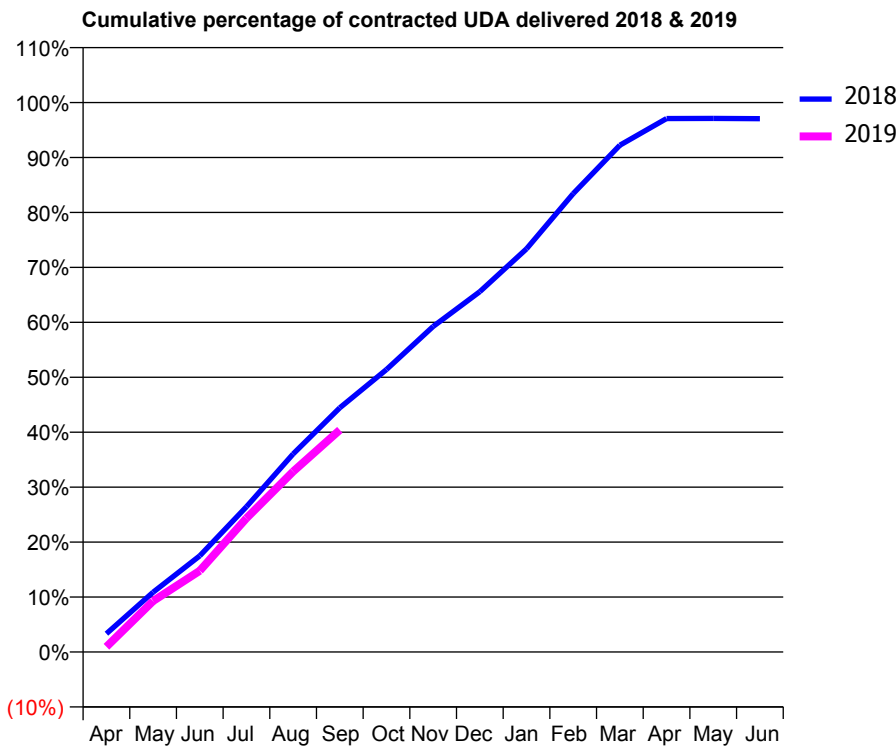
18/19 Contracted general activity (UDA)	35,904
Carry forward general activity (UDA)	1,057
18/19 Contracted orthodontic activity (UOA)	0
Carry forward orthodontic activity (UOA)	0
Baseline contract value	£863,280.91

### ACCESS\*

Patients seen in 24 months	Total	Change since previous quarter
Quarter ending September 2017	14,608	
Quarter ending December 2017	14,584	→
Quarter ending March 2018	14,666	→
Quarter ending June 2018	14,651	→
Quarter ending September 2018	14,714	→
<b>Variance since September 2017</b>	<b>0.7%</b>	<b>→</b>



### ACTIVITY



Month	Adjusted Scheduled Activity (UDA)	
	2018	2019
April	1,202	347
May	3,906	3,334
June	6,290	5,307
July	9,495	8,746
August	12,941	11,789
September	15,954	14,512
October	18,458	
November	21,271	
December	23,548	
January	26,344	
February	29,954	
March	33,113	
April	34,855	
May	34,860	
June	34,846	

### QUALITY

	Quantity	Base Number	Contract	AT	Region	England
% of FP17s for the same patient ID Re-attending within 3 months - Children	130	2,515	5.2%	11.2%	11.1%	11.6%
% of FP17s for the same patient ID Re-attending within 3 months - Adults	829	6,721	12.3%	14.8%	15.3%	15.5%
% of FP17s for the same patient ID Re-attending between 3 & 9 months - Children	1,379	2,515	54.8%	58.6%	61.1%	58.8%
% of FP17s for the same patient ID Re-attending between 3 & 9 months - Adults	3,391	6,721	50.5%	49.3%	52.3%	51.1%
% of FP17s for Band 1 Urgent Courses	737	8,439	8.7%	9.7%	9.5%	9.0%
% of FP17s Relating to Free Repair or Replacements	44	8,439	0.5%	0.7%	0.7%	0.8%
% of FP17s Relating to Continuations	21	8,439	0.2%	0.6%	0.8%	0.9%
% of Patients satisfied with the dentistry they have received	6	6	N/A	95.6%	93.6%	93.3%
% of Patients satisfied with the time they had to wait for an appointment	4	6	N/A	88.8%	88.8%	88.9%

\* This is based on patients treated on this contract for their most recent course of treatment. Figures in italics indicate the base number of FP17s or Patient Questionnaire responses are less than 100. N/A is shown where the base number of responses is less than 10 during the period. % is calculated as Quantity/Base number\*100

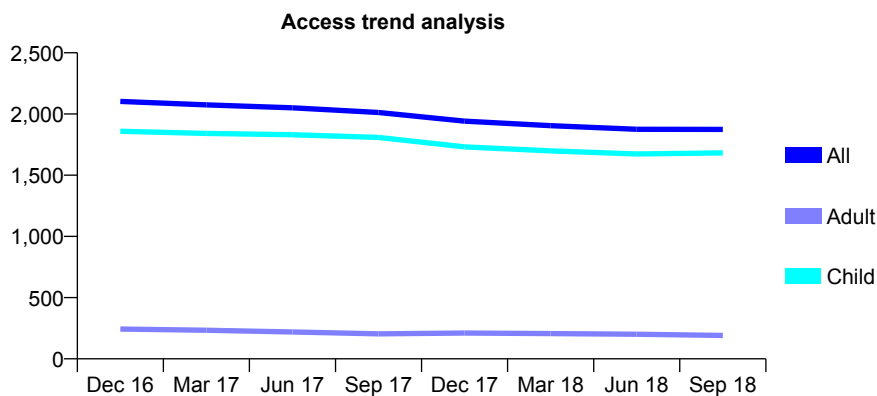
## Q69 - Vital Signs At a Glance Contract Report for 169153/0001 - September 2018

Name or company name	Prospect Street Dental Practice
Contract type name	GDS Contract
Purpose of contract	General
Contract start date	27/11/2013
Contract end date	

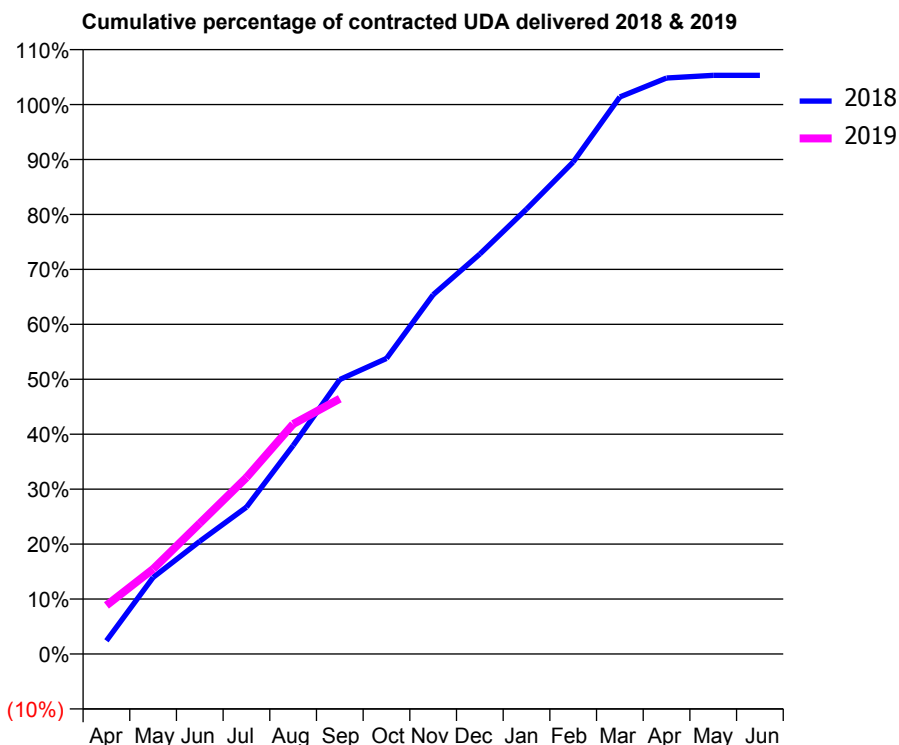
18/19 Contracted general activity (UDA)	3,522
Carry forward general activity (UDA)	-70
18/19 Contracted orthodontic activity (UOA)	0
Carry forward orthodontic activity (UOA)	0
Baseline contract value	£80,321.75

### ACCESS\*

Patients seen in 24 months	Total	Change since previous quarter
Quarter ending September 2017	2,013	
Quarter ending December 2017	1,942	↓
Quarter ending March 2018	1,905	↓
Quarter ending June 2018	1,875	↓
Quarter ending September 2018	1,874	→
<b>Variance since September 2017</b>	<b>(6.9%)</b>	<b>↓</b>



### ACTIVITY



Month	Adjusted Scheduled Activity (UDA)	
	2018	2019
April	85	312
May	491	545
June	723	838
July	941	1,131
August	1,337	1,474
September	1,759	1,636
October	1,895	
November	2,303	
December	2,564	
January	2,852	
February	3,153	
March	3,570	
April	3,692	
May	3,709	
June	3,709	

### QUALITY

	Quantity	Base Number	Contract	AT	Region	England
% of FP17s for the same patient ID Re-attending within 3 months - Children	64	1,264	5.1%	11.2%	11.1%	11.6%
% of FP17s for the same patient ID Re-attending within 3 months - Adults	4	58	6.9%	14.8%	15.3%	15.5%
% of FP17s for the same patient ID Re-attending between 3 & 9 months - Children	850	1,264	67.2%	58.6%	61.1%	58.8%
% of FP17s for the same patient ID Re-attending between 3 & 9 months - Adults	31	58	53.4%	49.3%	52.3%	51.1%
% of FP17s for Band 1 Urgent Courses	20	1,218	1.6%	9.7%	9.5%	9.0%
% of FP17s Relating to Free Repair or Replacements	0	1,218	0.0%	0.7%	0.7%	0.8%
% of FP17s Relating to Continuations	0	1,218	0.0%	0.6%	0.8%	0.9%
% of Patients satisfied with the dentistry they have received	0	0	N/A	95.6%	93.6%	93.3%
% of Patients satisfied with the time they had to wait for an appointment	0	0	N/A	88.8%	88.8%	88.9%

\* This is based on patients treated on this contract for their most recent course of treatment. Figures in italics indicate the base number of FP17s or Patient Questionnaire responses are less than 100. N/A is shown where the base number of responses is less than 10 during the period. % is calculated as Quantity/Base number\*100

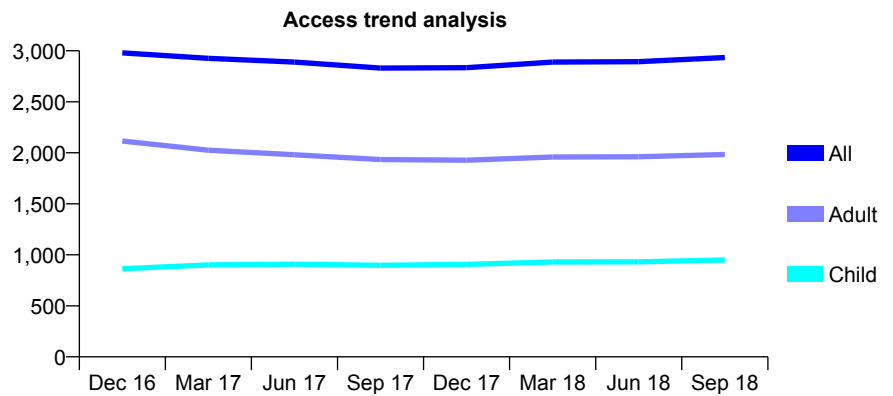
## Q69 - Vital Signs At a Glance Contract Report for 169641/0001 - September 2018

Name or company name	Market Square Dental Practice
Contract type name	GDS Contract
Purpose of contract	General
Contract start date	01/06/2009
Contract end date	

18/19 Contracted general activity (UDA)	8,424
Carry forward general activity (UDA)	0
18/19 Contracted orthodontic activity (UOA)	0
Carry forward orthodontic activity (UOA)	0
Baseline contract value	£201,405.48

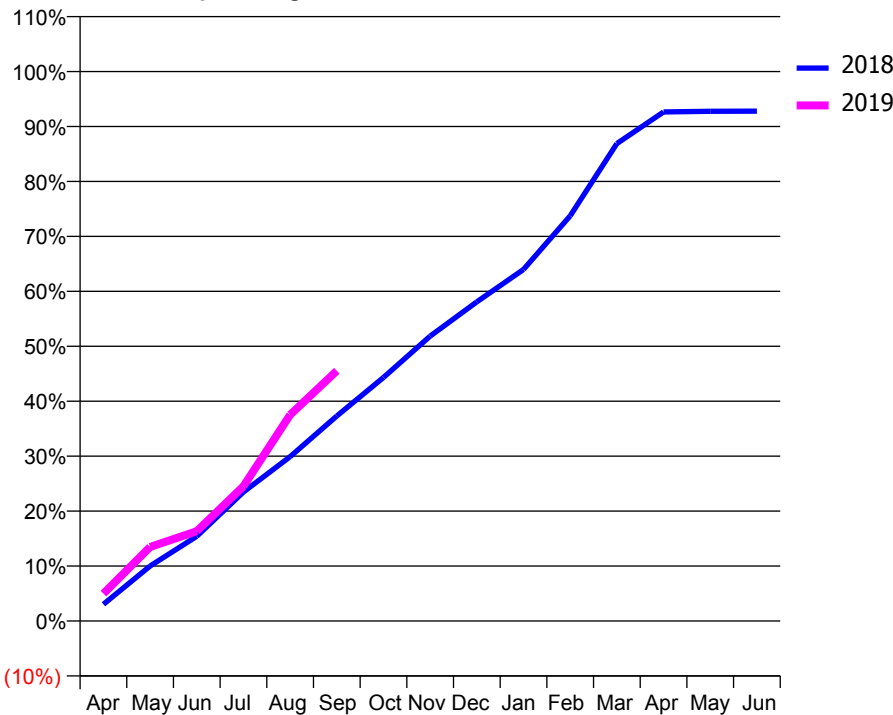
### ACCESS\*

Patients seen in 24 months	Total	Change since previous quarter
Quarter ending September 2017	2,831	
Quarter ending December 2017	2,834	→
Quarter ending March 2018	2,889	→
Quarter ending June 2018	2,893	→
Quarter ending September 2018	2,934	→
<b>Variance since September 2017</b>	<b>3.6%</b>	<b>↑</b>



### ACTIVITY

Cumulative percentage of contracted UDA delivered 2018 & 2019



Month	Adjusted Scheduled Activity (UDA)	
	2018	2019
April	278	420
May	913	1,136
June	1,408	1,377
July	2,141	2,066
August	2,729	3,161
September	3,404	3,836
October	4,045	
November	4,730	
December	5,300	
January	5,838	
February	6,727	
March	7,928	
April	8,453	
May	8,462	
June	8,465	

### QUALITY

	Quantity	Base Number	Contract	AT	Region	England
% of FP17s for the same patient ID Re-attending within 3 months - Children	46	851	5.4%	11.2%	11.1%	11.6%
% of FP17s for the same patient ID Re-attending within 3 months - Adults	251	1,689	14.9%	14.8%	15.3%	15.5%
% of FP17s for the same patient ID Re-attending between 3 & 9 months - Children	582	851	68.4%	58.6%	61.1%	58.8%
% of FP17s for the same patient ID Re-attending between 3 & 9 months - Adults	1,023	1,689	60.6%	49.3%	52.3%	51.1%
% of FP17s for Band 1 Urgent Courses	206	2,350	8.8%	9.7%	9.5%	9.0%
% of FP17s Relating to Free Repair or Replacements	12	2,350	0.5%	0.7%	0.7%	0.8%
% of FP17s Relating to Continuations	6	2,350	0.3%	0.6%	0.8%	0.9%
% of Patients satisfied with the dentistry they have received	3	3	N/A	95.6%	93.6%	93.3%
% of Patients satisfied with the time they had to wait for an appointment	2	3	N/A	88.8%	88.8%	88.9%

\* This is based on patients treated on this contract for their most recent course of treatment. Figures in italics indicate the base number of FP17s or Patient Questionnaire responses are less than 100. N/A is shown where the base number of responses is less than 10 during the period. % is calculated as Quantity/Base number\*100

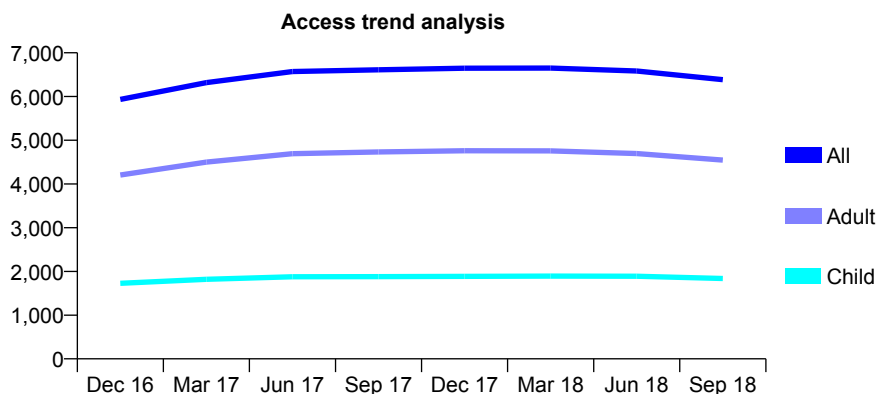
## Q69 - Vital Signs At a Glance Contract Report for 173061/0001 - September 2018

Name or company name	The Dental Centre Carterton Practice
Contract type name	GDS Contract
Purpose of contract	General
Contract start date	01/09/2015
Contract end date	

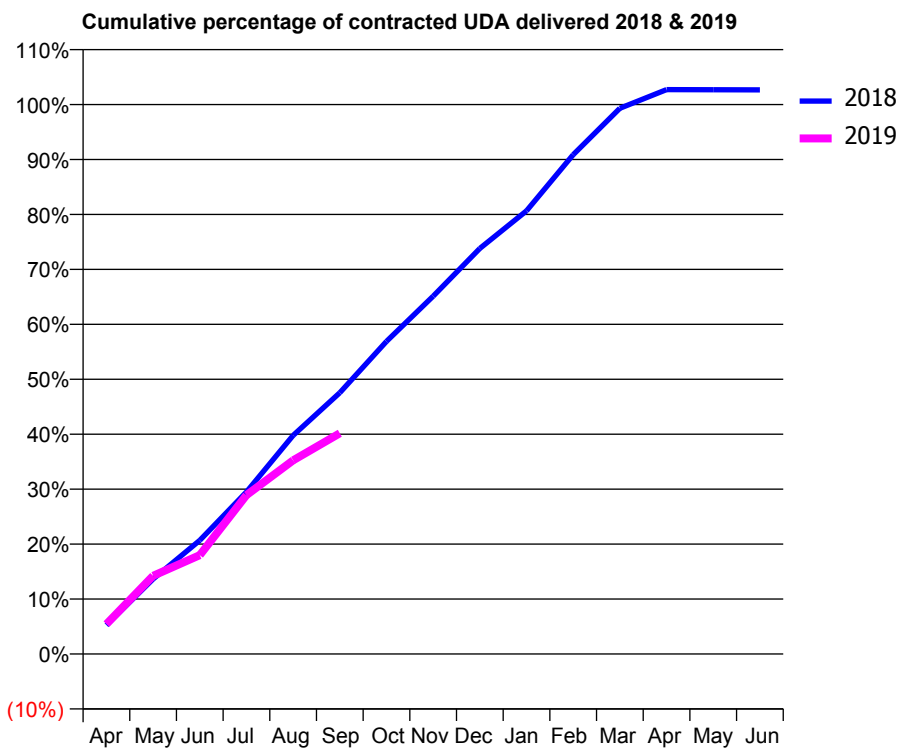
18/19 Contracted general activity (UDA)	16,735
Carry forward general activity (UDA)	-334
18/19 Contracted orthodontic activity (UOA)	0
Carry forward orthodontic activity (UOA)	0
Baseline contract value	£400,709.31

### ACCESS\*

Patients seen in 24 months	Total	Change since previous quarter
Quarter ending September 2017	6,612	
Quarter ending December 2017	6,648	→
Quarter ending March 2018	6,651	→
Quarter ending June 2018	6,585	→
Quarter ending September 2018	6,385	↓
<b>Variance since September 2017</b>	<b>(3.4%)</b>	<b>↓</b>



### ACTIVITY



Month	Adjusted Scheduled Activity (UDA)	
	2018	2019
April	877	911
May	2,286	2,381
June	3,464	3,011
July	4,938	4,841
August	6,659	5,899
September	7,960	6,723
October	9,521	
November	10,897	
December	12,353	
January	13,495	
February	15,208	
March	16,622	
April	17,188	
May	17,184	
June	17,179	

### QUALITY

	Quantity	Base Number	Contract	AT	Region	England
% of FP17s for the same patient ID Re-attending within 3 months - Children	141	1,258	11.2%	11.2%	11.1%	11.6%
% of FP17s for the same patient ID Re-attending within 3 months - Adults	348	2,666	13.1%	14.8%	15.3%	15.5%
% of FP17s for the same patient ID Re-attending between 3 & 9 months - Children	766	1,258	60.9%	58.6%	61.1%	58.8%
% of FP17s for the same patient ID Re-attending between 3 & 9 months - Adults	1,443	2,666	54.1%	49.3%	52.3%	51.1%
% of FP17s for Band 1 Urgent Courses	322	3,693	8.7%	9.7%	9.5%	9.0%
% of FP17s Relating to Free Repair or Replacements	33	3,693	0.9%	0.7%	0.7%	0.8%
% of FP17s Relating to Continuations	6	3,693	0.2%	0.6%	0.8%	0.9%
% of Patients satisfied with the dentistry they have received	10	10	100.0%	95.6%	93.6%	93.3%
% of Patients satisfied with the time they had to wait for an appointment	8	10	80.0%	88.8%	88.8%	88.9%

\* This is based on patients treated on this contract for their most recent course of treatment. Figures in italics indicate the base number of FP17s or Patient Questionnaire responses are less than 100. N/A is shown where the base number of responses is less than 10 during the period. % is calculated as Quantity/Base number\*100



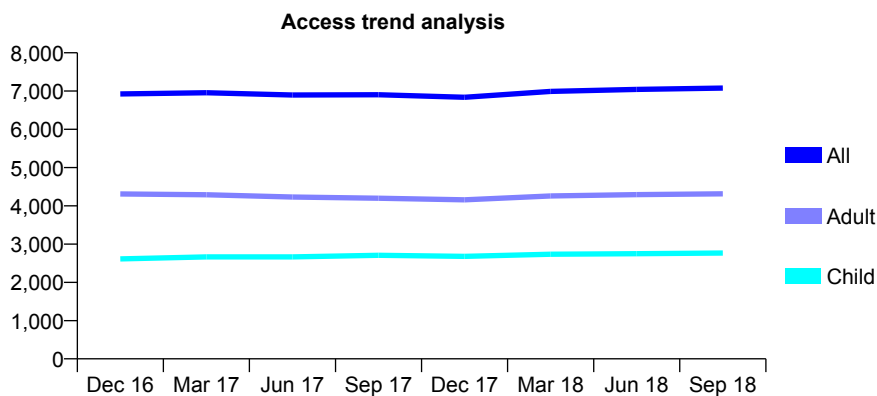
## Q69 - Vital Signs At a Glance Contract Report for 175609/0001 - September 2018

Name or company name	Riverside Dental Centre Ltd
Contract type name	GDS Contract
Purpose of contract	General
Contract start date	01/07/2008
Contract end date	

18/19 Contracted general activity (UDA)	19,096
Carry forward general activity (UDA)	124
18/19 Contracted orthodontic activity (UOA)	0
Carry forward orthodontic activity (UOA)	0
Baseline contract value	£569,168.14

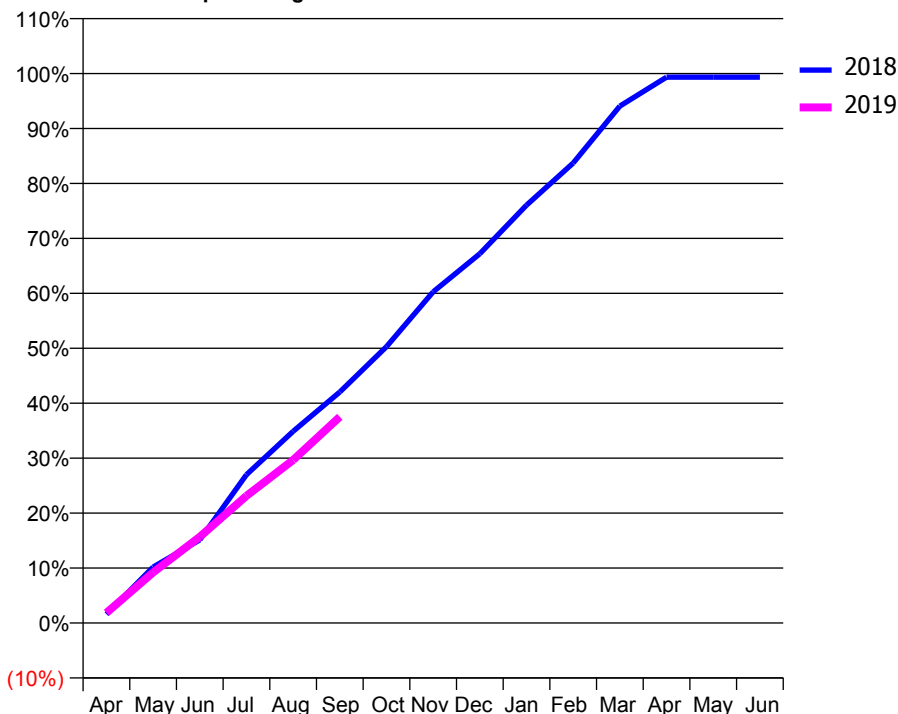
### ACCESS\*

Patients seen in 24 months	Total	Change since previous quarter
Quarter ending September 2017	6,903	
Quarter ending December 2017	6,836	→
Quarter ending March 2018	6,990	↑
Quarter ending June 2018	7,042	→
Quarter ending September 2018	7,079	→
<b>Variance since September 2017</b>	<b>2.5%</b>	<b>↑</b>



### ACTIVITY

Cumulative percentage of contracted UDA delivered 2018 & 2019



Month	Adjusted Scheduled Activity (UDA)	
	2018	2019
April	309	353
May	1,944	1,758
June	2,887	2,997
July	5,153	4,419
August	6,660	5,663
September	8,028	7,165
October	9,606	
November	11,509	
December	12,834	
January	14,519	
February	15,985	
March	17,963	
April	18,967	
May	18,971	
June	18,971	

### QUALITY

	Quantity	Base Number	Contract	AT	Region	England
% of FP17s for the same patient ID Re-attending within 3 months - Children	194	2,167	9.0%	11.2%	11.1%	11.6%
% of FP17s for the same patient ID Re-attending within 3 months - Adults	347	2,563	13.5%	14.8%	15.3%	15.5%
% of FP17s for the same patient ID Re-attending between 3 & 9 months - Children	1,441	2,167	66.5%	58.6%	61.1%	58.8%
% of FP17s for the same patient ID Re-attending between 3 & 9 months - Adults	1,241	2,563	48.4%	49.3%	52.3%	51.1%
% of FP17s for Band 1 Urgent Courses	308	4,193	7.3%	9.7%	9.5%	9.0%
% of FP17s Relating to Free Repair or Replacements	17	4,193	0.4%	0.7%	0.7%	0.8%
% of FP17s Relating to Continuations	46	4,193	1.1%	0.6%	0.8%	0.9%
% of Patients satisfied with the dentistry they have received	3	3	N/A	95.6%	93.6%	93.3%
% of Patients satisfied with the time they had to wait for an appointment	3	3	N/A	88.8%	88.8%	88.9%

\* This is based on patients treated on this contract for their most recent course of treatment. Figures in italics indicate the base number of FP17s or Patient Questionnaire responses are less than 100. N/A is shown where the base number of responses is less than 10 during the period. % is calculated as Quantity/Base number\*100

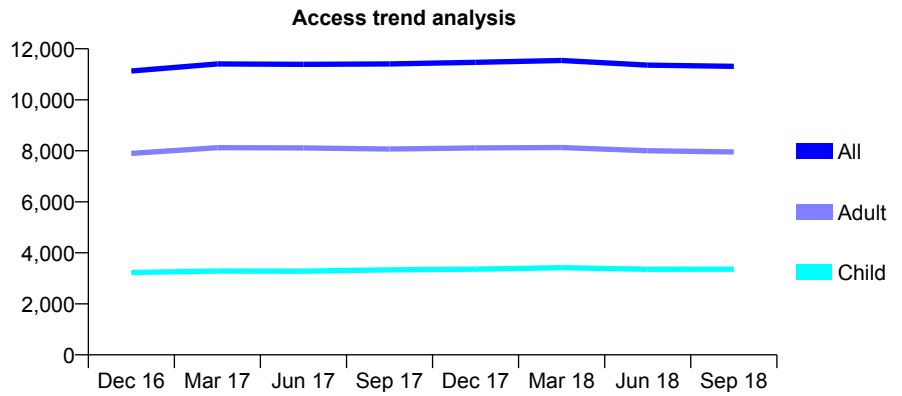
## Q69 - Vital Signs At a Glance Contract Report for 176621/0001 - September 2018

Name or company name	Rodericks Ltd
Contract type name	GDS Contract
Purpose of contract	General
Contract start date	01/04/2008
Contract end date	

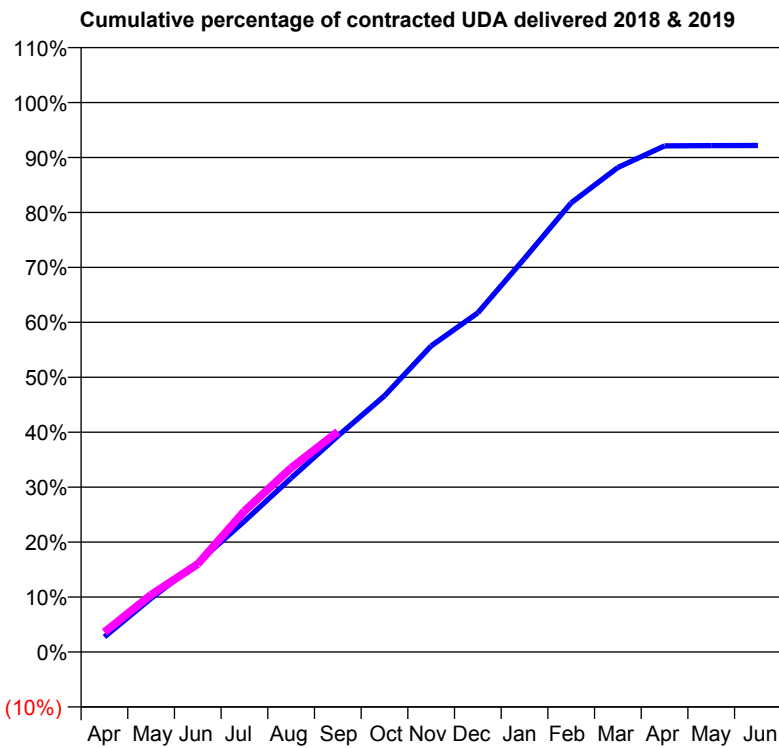
18/19 Contracted general activity (UDA)	29,400
Carry forward general activity (UDA)	0
18/19 Contracted orthodontic activity (UOA)	0
Carry forward orthodontic activity (UOA)	0
Baseline contract value	£693,764.33

### ACCESS\*

Patients seen in 24 months	Total	Change since previous quarter
Quarter ending September 2017	11,405	
Quarter ending December 2017	11,467	→
Quarter ending March 2018	11,542	→
Quarter ending June 2018	11,358	↓
Quarter ending September 2018	11,313	→
<b>Variance since September 2017</b>	<b>(0.8%)</b>	→



### ACTIVITY



Month	Adjusted Scheduled Activity (UDA)	
	2018	2019
April	808	1,063
May	2,872	3,067
June	4,784	4,709
July	7,000	7,543
August	9,303	9,852
September	11,555	11,790
October	13,712	
November	16,375	
December	18,144	
January	21,054	
February	24,031	
March	25,926	
April	27,077	
May	27,095	
June	27,098	

### QUALITY

	Quantity	Base Number	Contract	AT	Region	England
% of FP17s for the same patient ID Re-attending within 3 months - Children	138	2,363	5.8%	11.2%	11.1%	11.6%
% of FP17s for the same patient ID Re-attending within 3 months - Adults	773	4,993	15.5%	14.8%	15.3%	15.5%
% of FP17s for the same patient ID Re-attending between 3 & 9 months - Children	1,527	2,363	64.6%	58.6%	61.1%	58.8%
% of FP17s for the same patient ID Re-attending between 3 & 9 months - Adults	2,579	4,993	51.7%	49.3%	52.3%	51.1%
% of FP17s for Band 1 Urgent Courses	799	6,727	11.9%	9.7%	9.5%	9.0%
% of FP17s Relating to Free Repair or Replacements	18	6,727	0.3%	0.7%	0.7%	0.8%
% of FP17s Relating to Continuations	27	6,727	0.4%	0.6%	0.8%	0.9%
% of Patients satisfied with the dentistry they have received	8	8	N/A	95.6%	93.6%	93.3%
% of Patients satisfied with the time they had to wait for an appointment	7	8	N/A	88.8%	88.8%	88.9%

\* This is based on patients treated on this contract for their most recent course of treatment. Figures in italics indicate the base number of FP17s or Patient Questionnaire responses are less than 100. N/A is shown where the base number of responses is less than 10 during the period. % is calculated as Quantity/Base number\*100

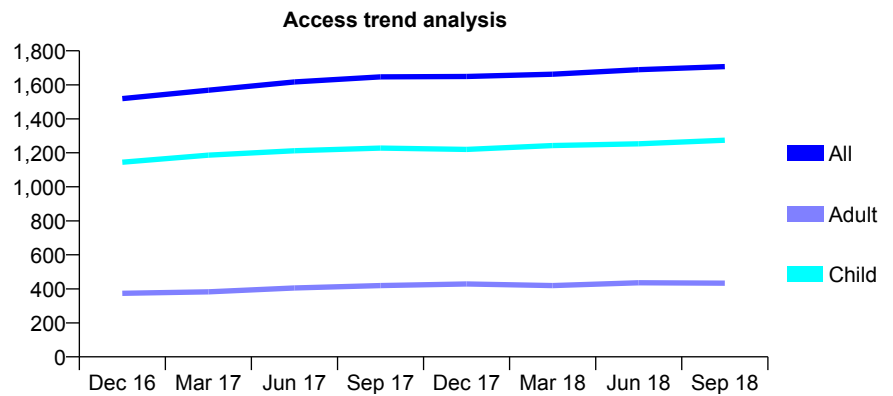
## Q69 - Vital Signs At a Glance Contract Report for 177393/0001 - September 2018

Name or company name	Aston Clinton Dental
Contract type name	GDS Contract
Purpose of contract	General
Contract start date	01/04/2013
Contract end date	

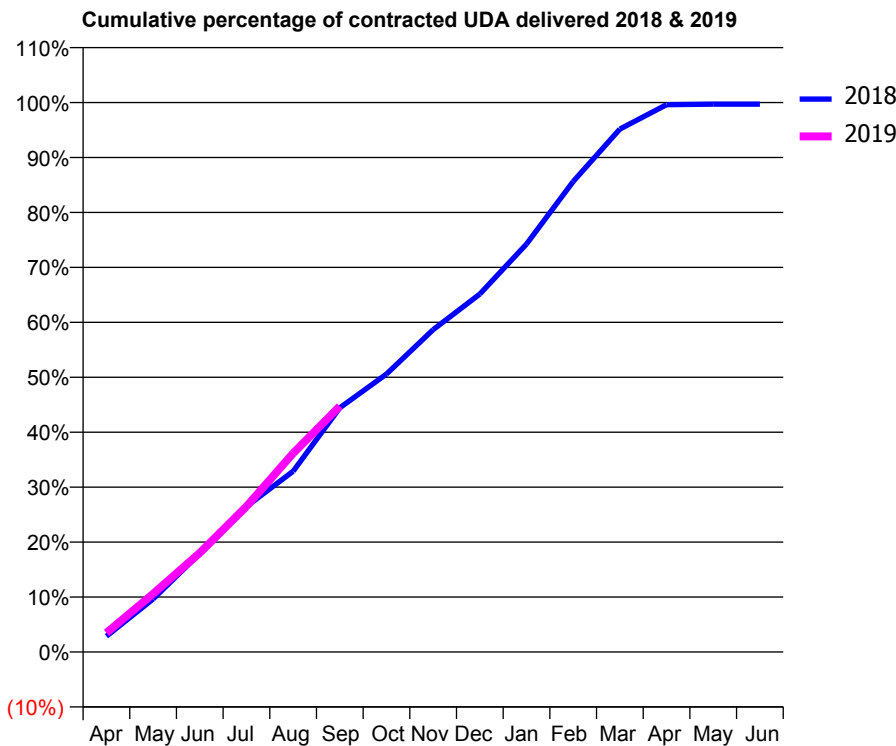
18/19 Contracted general activity (UDA)	3,800
Carry forward general activity (UDA)	11
18/19 Contracted orthodontic activity (UOA)	0
Carry forward orthodontic activity (UOA)	0
Baseline contract value	£88,536.91

### ACCESS\*

Patients seen in 24 months	Total	Change since previous quarter
Quarter ending September 2017	1,647	
Quarter ending December 2017	1,649	→
Quarter ending March 2018	1,662	→
Quarter ending June 2018	1,689	→
Quarter ending September 2018	1,707	→
<b>Variance since September 2017</b>	<b>3.6%</b>	<b>↑</b>



### ACTIVITY



Month	Adjusted Scheduled Activity (UDA)	
	2018	2019
April	109	132
May	366	403
June	681	686
July	1,007	1,006
August	1,250	1,375
September	1,689	1,700
October	1,922	
November	2,229	
December	2,475	
January	2,821	
February	3,254	
March	3,616	
April	3,785	
May	3,788	
June	3,788	

### QUALITY

	Quantity	Base Number	Contract	AT	Region	England
% of FP17s for the same patient ID Re-attending within 3 months - Children	45	988	4.6%	11.2%	11.1%	11.6%
% of FP17s for the same patient ID Re-attending within 3 months - Adults	39	232	16.8%	14.8%	15.3%	15.5%
% of FP17s for the same patient ID Re-attending between 3 & 9 months - Children	638	988	64.6%	58.6%	61.1%	58.8%
% of FP17s for the same patient ID Re-attending between 3 & 9 months - Adults	118	232	50.9%	49.3%	52.3%	51.1%
% of FP17s for Band 1 Urgent Courses	47	1,125	4.2%	9.7%	9.5%	9.0%
% of FP17s Relating to Free Repair or Replacements	0	1,125	0.0%	0.7%	0.7%	0.8%
% of FP17s Relating to Continuations	0	1,125	0.0%	0.6%	0.8%	0.9%
% of Patients satisfied with the dentistry they have received	2	2	N/A	95.6%	93.6%	93.3%
% of Patients satisfied with the time they had to wait for an appointment	2	2	N/A	88.8%	88.8%	88.9%

\* This is based on patients treated on this contract for their most recent course of treatment. Figures in italics indicate the base number of FP17s or Patient Questionnaire responses are less than 100. N/A is shown where the base number of responses is less than 10 during the period. % is calculated as Quantity/Base number\*100

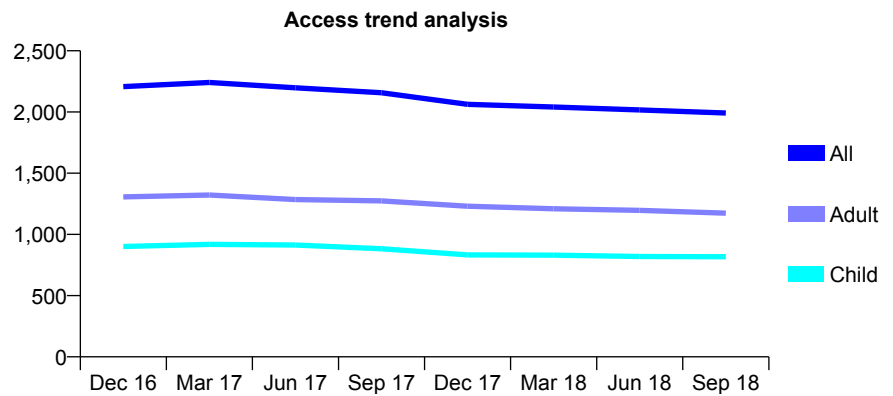
## Q69 - Vital Signs At a Glance Contract Report for 177806/0001 - September 2018

Name or company name	Westwood Smile Care Ltd
Contract type name	GDS Contract
Purpose of contract	General
Contract start date	01/07/2013
Contract end date	

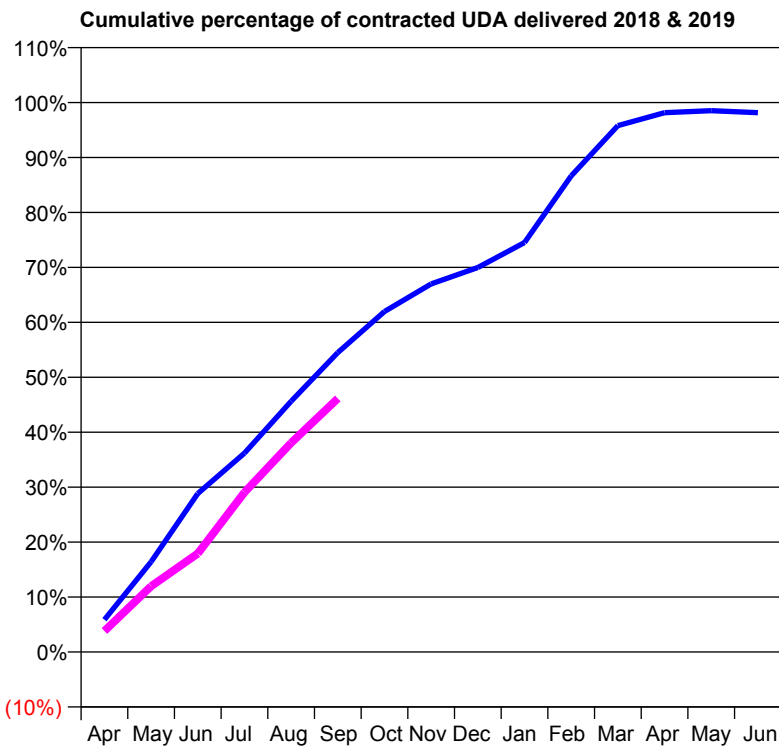
18/19 Contracted general activity (UDA)	3,150
Carry forward general activity (UDA)	0
18/19 Contracted orthodontic activity (UOA)	0
Carry forward orthodontic activity (UOA)	0
Baseline contract value	£74,627.64

### ACCESS\*

Patients seen in 24 months	Total	Change since previous quarter
Quarter ending September 2017	2,157	
Quarter ending December 2017	2,063	↓
Quarter ending March 2018	2,041	↓
Quarter ending June 2018	2,017	↓
Quarter ending September 2018	1,992	↓
<b>Variance since September 2017</b>	<b>(7.6%)</b>	<b>↓</b>



### ACTIVITY



Adjusted Scheduled Activity (UDA)		
Month	2018	2019
April	193	121
May	538	377
June	945	564
July	1,186	915
August	1,495	1,199
September	1,785	1,454
October	2,030	
November	2,194	
December	2,292	
January	2,441	
February	2,838	
March	3,138	
April	3,215	
May	3,227	
June	3,215	

### QUALITY

	Quantity	Base Number	Contract	AT	Region	England
% of FP17s for the same patient ID Re-attending within 3 months - Children	29	546	5.3%	11.2%	11.1%	11.6%
% of FP17s for the same patient ID Re-attending within 3 months - Adults	66	562	11.7%	14.8%	15.3%	15.5%
% of FP17s for the same patient ID Re-attending between 3 & 9 months - Children	311	546	57.0%	58.6%	61.1%	58.8%
% of FP17s for the same patient ID Re-attending between 3 & 9 months - Adults	262	562	46.6%	49.3%	52.3%	51.1%
% of FP17s for Band 1 Urgent Courses	38	703	5.4%	9.7%	9.5%	9.0%
% of FP17s Relating to Free Repair or Replacements	1	703	0.1%	0.7%	0.7%	0.8%
% of FP17s Relating to Continuations	1	703	0.1%	0.6%	0.8%	0.9%
% of Patients satisfied with the dentistry they have received	2	2	N/A	95.6%	93.6%	93.3%
% of Patients satisfied with the time they had to wait for an appointment	2	2	N/A	88.8%	88.8%	88.9%

\* This is based on patients treated on this contract for their most recent course of treatment. Figures in italics indicate the base number of FP17s or Patient Questionnaire responses are less than 100. N/A is shown where the base number of responses is less than 10 during the period. % is calculated as Quantity/Base number\*100

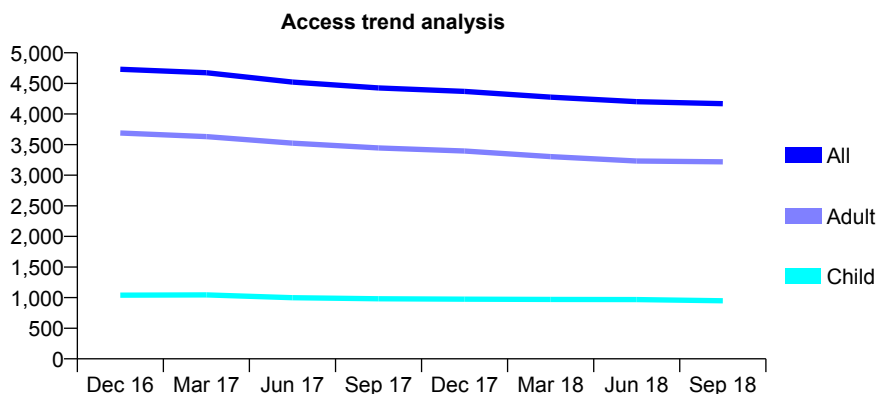
## Q69 - Vital Signs At a Glance Contract Report for 177881/0001 - September 2018

Name or company name	The Burnham Dental Practice
Contract type name	GDS Contract
Purpose of contract	General
Contract start date	01/06/2010
Contract end date	

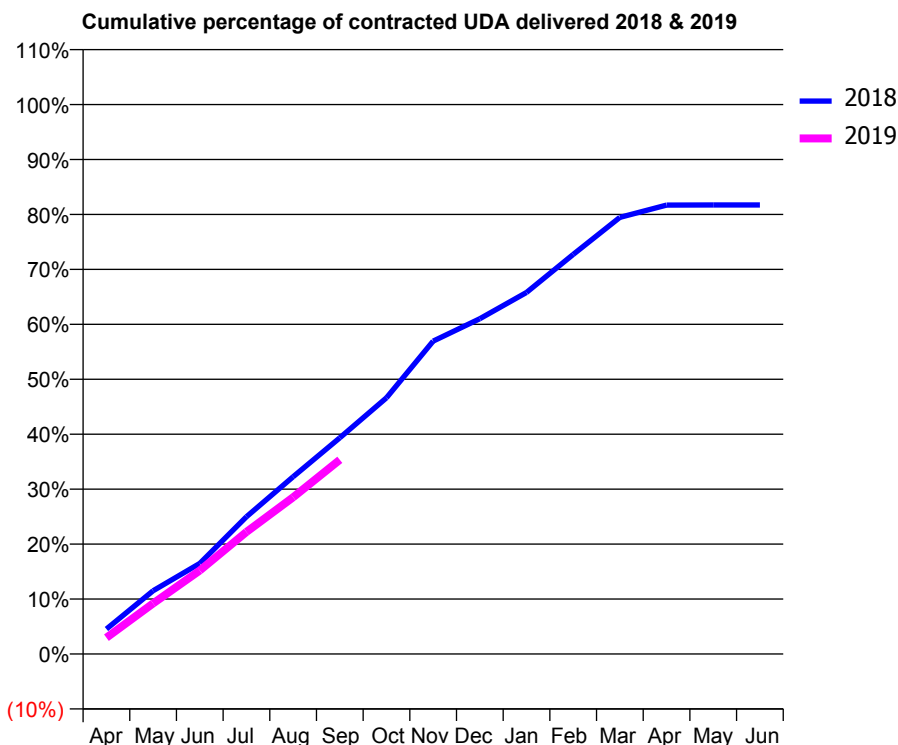
18/19 Contracted general activity (UDA)	14,629
Carry forward general activity (UDA)	0
18/19 Contracted orthodontic activity (UOA)	0
Carry forward orthodontic activity (UOA)	0
Baseline contract value	£430,334.78

### ACCESS\*

Patients seen in 24 months	Total	Change since previous quarter
Quarter ending September 2017	4,427	
Quarter ending December 2017	4,370	↓
Quarter ending March 2018	4,276	↓
Quarter ending June 2018	4,201	↓
Quarter ending September 2018	4,169	→
<b>Variance since September 2017</b>	<b>(5.8%)</b>	<b>↓</b>



### ACTIVITY



Month	Adjusted Scheduled Activity (UDA)	
	2018	2019
April	664	433
May	1,685	1,348
June	2,413	2,222
July	3,654	3,252
August	4,720	4,172
September	5,756	5,170
October	6,820	
November	8,330	
December	8,925	
January	9,624	
February	10,638	
March	11,626	
April	11,952	
May	11,953	
June	11,953	

### QUALITY

	Quantity	Base Number	Contract	AT	Region	England
% of FP17s for the same patient ID Re-attending within 3 months - Children	20	612	3.3%	11.2%	11.1%	11.6%
% of FP17s for the same patient ID Re-attending within 3 months - Adults	140	1,946	7.2%	14.8%	15.3%	15.5%
% of FP17s for the same patient ID Re-attending between 3 & 9 months - Children	363	612	59.3%	58.6%	61.1%	58.8%
% of FP17s for the same patient ID Re-attending between 3 & 9 months - Adults	1,139	1,946	58.5%	49.3%	52.3%	51.1%
% of FP17s for Band 1 Urgent Courses	88	2,413	3.6%	9.7%	9.5%	9.0%
% of FP17s Relating to Free Repair or Replacements	5	2,413	0.2%	0.7%	0.7%	0.8%
% of FP17s Relating to Continuations	14	2,413	0.6%	0.6%	0.8%	0.9%
% of Patients satisfied with the dentistry they have received	0	1	N/A	95.6%	93.6%	93.3%
% of Patients satisfied with the time they had to wait for an appointment	1	1	N/A	88.8%	88.8%	88.9%

\* This is based on patients treated on this contract for their most recent course of treatment. Figures in italics indicate the base number of FP17s or Patient Questionnaire responses are less than 100. N/A is shown where the base number of responses is less than 10 during the period. % is calculated as Quantity/Base number\*100

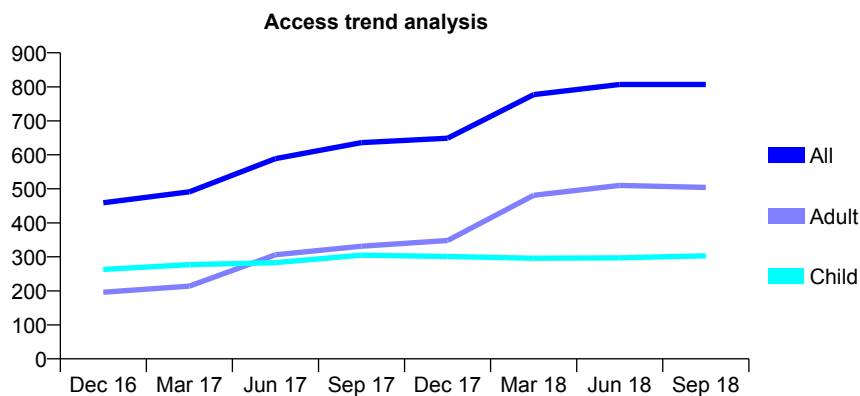
## Q69 - Vital Signs At a Glance Contract Report for 181285/0001 - September 2018

Name or company name	David Barrett & John Coulter
Contract type name	GDS Contract
Purpose of contract	General
Contract start date	01/12/2015
Contract end date	

18/19 Contracted general activity (UDA)	1,509
Carry forward general activity (UDA)	-20
18/19 Contracted orthodontic activity (UOA)	0
Carry forward orthodontic activity (UOA)	0
Baseline contract value	£36,092.27

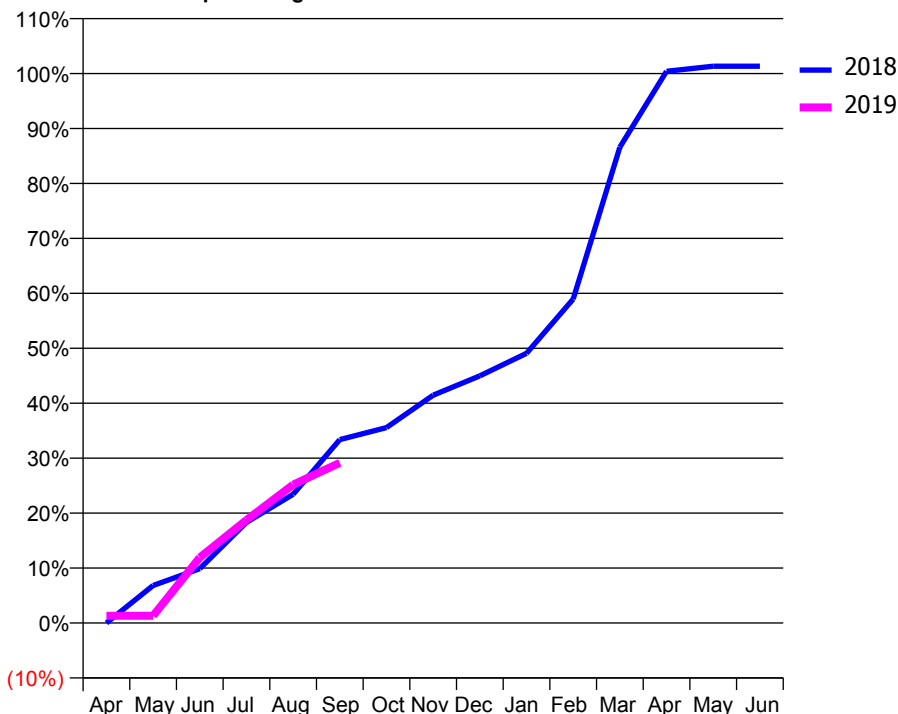
### ACCESS\*

Patients seen in 24 months	Total	Change since previous quarter
Quarter ending September 2017	636	
Quarter ending December 2017	649	↑
Quarter ending March 2018	777	↑
Quarter ending June 2018	807	↑
Quarter ending September 2018	807	→
<b>Variance since September 2017</b>	<b>26.9%</b>	<b>↑</b>



### ACTIVITY

Cumulative percentage of contracted UDA delivered 2018 & 2019



Month	Adjusted Scheduled Activity (UDA)	
	2018	2019
April	0	20
May	103	20
June	149	180
July	276	283
August	354	380
September	504	440
October	537	
November	626	
December	679	
January	741	
February	890	
March	1,307	
April	1,515	
May	1,529	
June	1,529	

### QUALITY

	Quantity	Base Number	Contract	AT	Region	England
% of FP17s for the same patient ID Re-attending within 3 months - Children	9	211	4.3%	11.2%	11.1%	11.6%
% of FP17s for the same patient ID Re-attending within 3 months - Adults	25	143	17.5%	14.8%	15.3%	15.5%
% of FP17s for the same patient ID Re-attending between 3 & 9 months - Children	93	211	44.1%	58.6%	61.1%	58.8%
% of FP17s for the same patient ID Re-attending between 3 & 9 months - Adults	27	143	18.9%	49.3%	52.3%	51.1%
% of FP17s for Band 1 Urgent Courses	4	278	1.4%	9.7%	9.5%	9.0%
% of FP17s Relating to Free Repair or Replacements	0	278	0.0%	0.7%	0.7%	0.8%
% of FP17s Relating to Continuations	2	278	0.7%	0.6%	0.8%	0.9%
% of Patients satisfied with the dentistry they have received	2	2	N/A	95.6%	93.6%	93.3%
% of Patients satisfied with the time they had to wait for an appointment	2	2	N/A	88.8%	88.8%	88.9%

\* This is based on patients treated on this contract for their most recent course of treatment. Figures in italics indicate the base number of FP17s or Patient Questionnaire responses are less than 100. N/A is shown where the base number of responses is less than 10 during the period. % is calculated as Quantity/Base number\*100

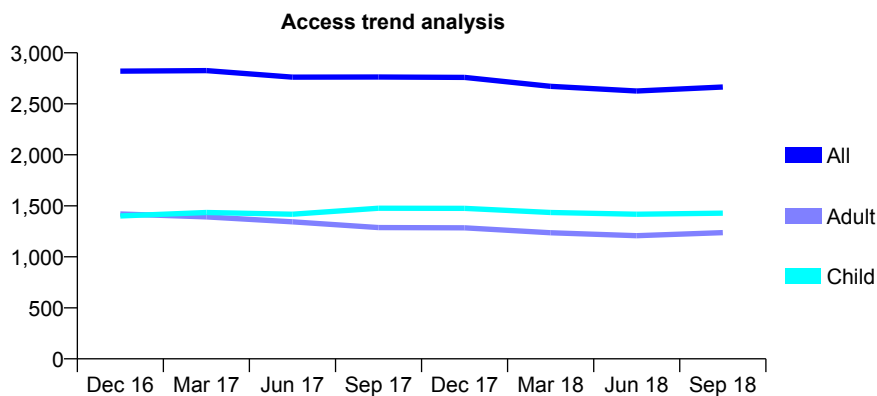
## Q69 - Vital Signs At a Glance Contract Report for 181730/0004 - September 2018

Name or company name	Buckinghamshire Priority Dental Service
Contract type name	PDS Contract
Purpose of contract	General
Contract start date	26/10/2008
Contract end date	31/03/2019

18/19 Contracted general activity (UDA)	7,259
Carry forward general activity (UDA)	0
18/19 Contracted orthodontic activity (UOA)	0
Carry forward orthodontic activity (UOA)	0
Baseline contract value	£0.00

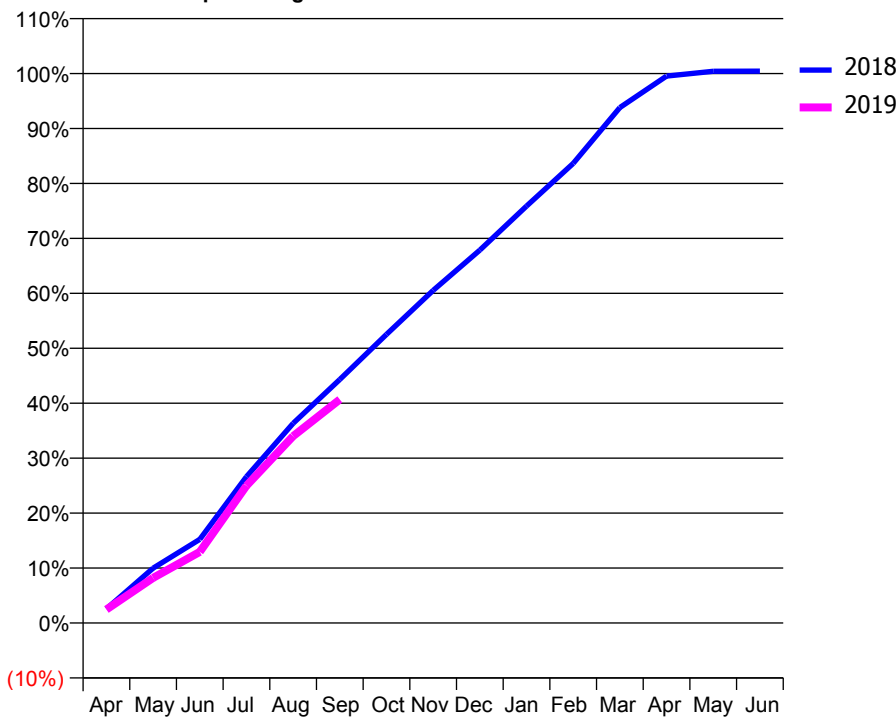
### ACCESS\*

Patients seen in 24 months	Total	Change since previous quarter
Quarter ending September 2017	2,763	
Quarter ending December 2017	2,759	→
Quarter ending March 2018	2,671	↓
Quarter ending June 2018	2,625	↓
Quarter ending September 2018	2,665	→
<b>Variance since September 2017</b>	<b>(3.5%)</b>	<b>↓</b>



### ACTIVITY

Cumulative percentage of contracted UDA delivered 2018 & 2019



Month	Adjusted Scheduled Activity (UDA)	
	2018	2019
April	187	179
May	725	597
June	1,105	940
July	1,933	1,814
August	2,638	2,468
September	3,218	2,953
October	3,812	
November	4,394	
December	4,926	
January	5,508	
February	6,071	
March	6,809	
April	7,226	
May	7,289	
June	7,291	

### QUALITY

	Quantity	Base Number	Contract	AT	Region	England
% of FP17s for the same patient ID Re-attending within 3 months - Children	188	1,039	18.1%	11.2%	11.1%	11.6%
% of FP17s for the same patient ID Re-attending within 3 months - Adults	88	615	14.3%	14.8%	15.3%	15.5%
% of FP17s for the same patient ID Re-attending between 3 & 9 months - Children	150	1,039	14.4%	58.6%	61.1%	58.8%
% of FP17s for the same patient ID Re-attending between 3 & 9 months - Adults	192	615	31.2%	49.3%	52.3%	51.1%
% of FP17s for Band 1 Urgent Courses	55	1,452	3.8%	9.7%	9.5%	9.0%
% of FP17s Relating to Free Repair or Replacements	0	1,452	0.0%	0.7%	0.7%	0.8%
% of FP17s Relating to Continuations	52	1,452	3.6%	0.6%	0.8%	0.9%
% of Patients satisfied with the dentistry they have received	1	1	N/A	95.6%	93.6%	93.3%
% of Patients satisfied with the time they had to wait for an appointment	0	1	N/A	88.8%	88.8%	88.9%

\* This is based on patients treated on this contract for their most recent course of treatment. Figures in italics indicate the base number of FP17s or Patient Questionnaire responses are less than 100. N/A is shown where the base number of responses is less than 10 during the period. % is calculated as Quantity/Base number\*100



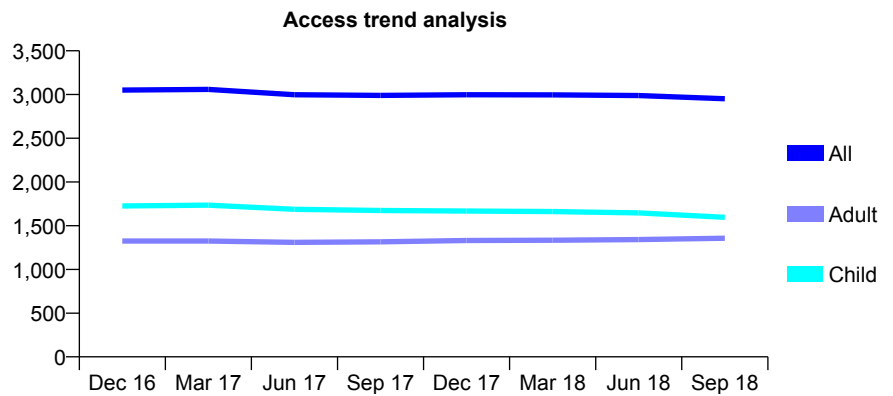
## Q69 - Vital Signs At a Glance Contract Report for 182885/0002 - September 2018

Name or company name	CEDAR DENTAL CARE LTD
Contract type name	GDS Contract
Purpose of contract	General
Contract start date	31/03/2014
Contract end date	

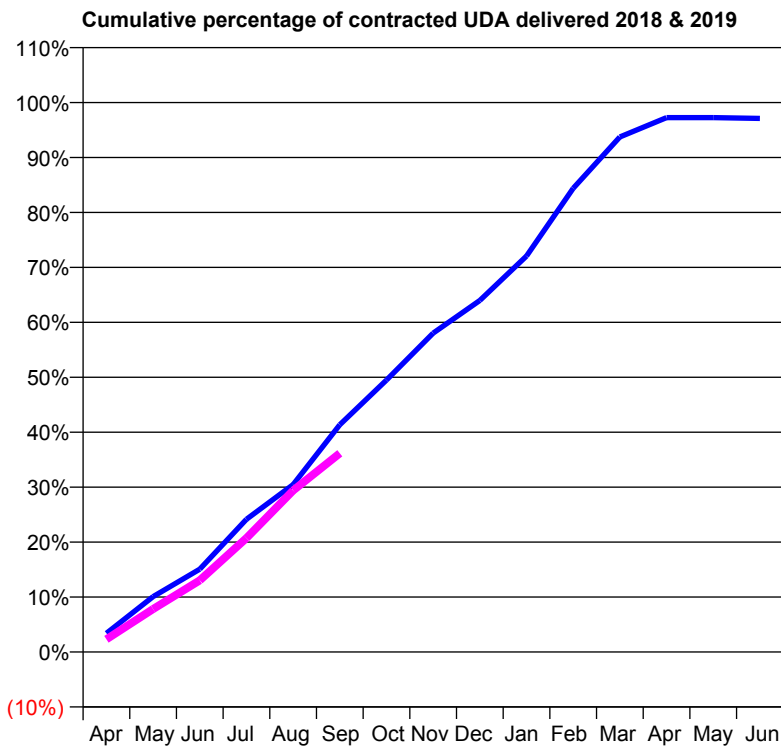
18/19 Contracted general activity (UDA)	8,200
Carry forward general activity (UDA)	236
18/19 Contracted orthodontic activity (UOA)	0
Carry forward orthodontic activity (UOA)	0
Baseline contract value	£160,993.67

### ACCESS\*

Patients seen in 24 months	Total	Change since previous quarter
Quarter ending September 2017	2,990	
Quarter ending December 2017	2,998	→
Quarter ending March 2018	2,996	→
Quarter ending June 2018	2,988	→
Quarter ending September 2018	2,952	↓
<b>Variance since September 2017</b>	<b>(1.3%)</b>	<b>↓</b>



### ACTIVITY



Adjusted Scheduled Activity (UDA)		
Month	2018	2019
April	280	190
May	826	642
June	1,237	1,070
July	1,982	1,700
August	2,499	2,411
September	3,391	2,966
October	4,059	
November	4,758	
December	5,246	
January	5,910	
February	6,921	
March	7,686	
April	7,975	
May	7,975	
June	7,963	

### QUALITY

	Quantity	Base Number	Contract	AT	Region	England
% of FP17s for the same patient ID Re-attending within 3 months - Children	123	1,383	8.9%	11.2%	11.1%	11.6%
% of FP17s for the same patient ID Re-attending within 3 months - Adults	131	899	14.6%	14.8%	15.3%	15.5%
% of FP17s for the same patient ID Re-attending between 3 & 9 months - Children	977	1,383	70.6%	58.6%	61.1%	58.8%
% of FP17s for the same patient ID Re-attending between 3 & 9 months - Adults	566	899	63.0%	49.3%	52.3%	51.1%
% of FP17s for Band 1 Urgent Courses	75	2,120	3.5%	9.7%	9.5%	9.0%
% of FP17s Relating to Free Repair or Replacements	11	2,120	0.5%	0.7%	0.7%	0.8%
% of FP17s Relating to Continuations	9	2,120	0.4%	0.6%	0.8%	0.9%
% of Patients satisfied with the dentistry they have received	5	5	N/A	95.6%	93.6%	93.3%
% of Patients satisfied with the time they had to wait for an appointment	5	5	N/A	88.8%	88.8%	88.9%

\* This is based on patients treated on this contract for their most recent course of treatment. Figures in italics indicate the base number of FP17s or Patient Questionnaire responses are less than 100. N/A is shown where the base number of responses is less than 10 during the period. % is calculated as Quantity/Base number\*100

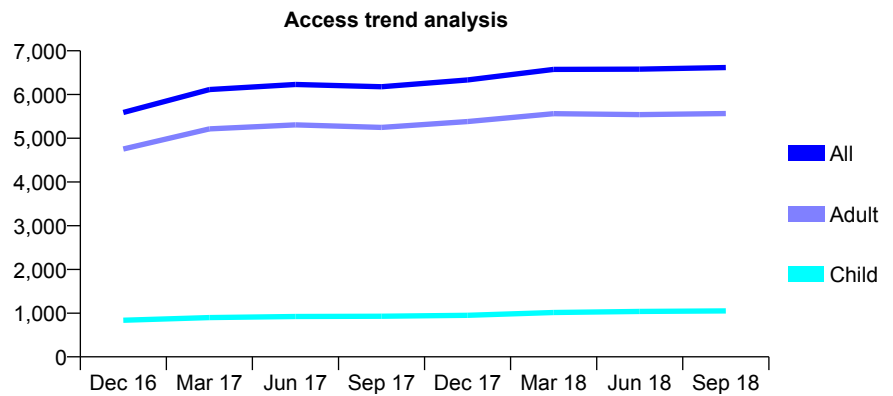
## Q69 - Vital Signs At a Glance Contract Report for 183377/0001 - September 2018

Name or company name	Temple Street Dental Practice
Contract type name	GDS Contract
Purpose of contract	General
Contract start date	01/08/2012
Contract end date	

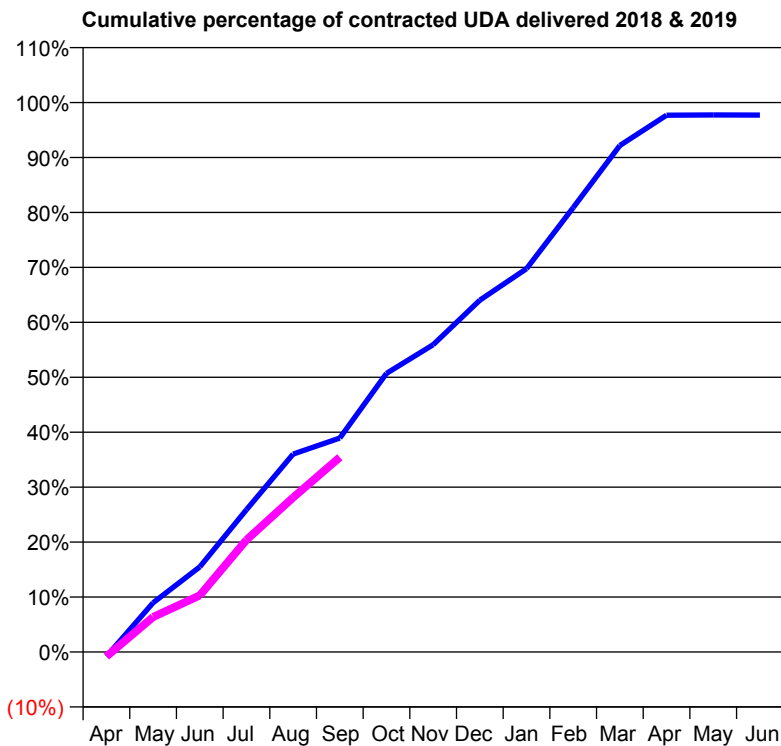
18/19 Contracted general activity (UDA)	13,000
Carry forward general activity (UDA)	296
18/19 Contracted orthodontic activity (UOA)	0
Carry forward orthodontic activity (UOA)	0
Baseline contract value	£313,127.34

### ACCESS\*

Patients seen in 24 months	Total	Change since previous quarter
Quarter ending September 2017	6,178	
Quarter ending December 2017	6,333	↑
Quarter ending March 2018	6,576	↑
Quarter ending June 2018	6,581	→
Quarter ending September 2018	6,616	→
<b>Variance since September 2017</b>	<b>7.1%</b>	<b>↑</b>



### ACTIVITY



Month	Adjusted Scheduled Activity (UDA)	
	2018	2019
April	-105	-108
May	1,166	827
June	2,015	1,340
July	3,367	2,650
August	4,684	3,656
September	5,060	4,607
October	6,591	
November	7,271	
December	8,323	
January	9,068	
February	10,513	
March	11,985	
April	12,699	
May	12,705	
June	12,704	

### QUALITY

	Quantity	Base Number	Contract	AT	Region	England
% of FP17s for the same patient ID Re-attending within 3 months - Children	78	744	10.5%	11.2%	11.1%	11.6%
% of FP17s for the same patient ID Re-attending within 3 months - Adults	381	2,916	13.1%	14.8%	15.3%	15.5%
% of FP17s for the same patient ID Re-attending between 3 & 9 months - Children	379	744	50.9%	58.6%	61.1%	58.8%
% of FP17s for the same patient ID Re-attending between 3 & 9 months - Adults	1,004	2,916	34.4%	49.3%	52.3%	51.1%
% of FP17s for Band 1 Urgent Courses	156	2,503	6.2%	9.7%	9.5%	9.0%
% of FP17s Relating to Free Repair or Replacements	9	2,503	0.4%	0.7%	0.7%	0.8%
% of FP17s Relating to Continuations	8	2,503	0.3%	0.6%	0.8%	0.9%
% of Patients satisfied with the dentistry they have received	2	2	N/A	95.6%	93.6%	93.3%
% of Patients satisfied with the time they had to wait for an appointment	2	2	N/A	88.8%	88.8%	88.9%

\* This is based on patients treated on this contract for their most recent course of treatment. Figures in italics indicate the base number of FP17s or Patient Questionnaire responses are less than 100. N/A is shown where the base number of responses is less than 10 during the period. % is calculated as Quantity/Base number\*100

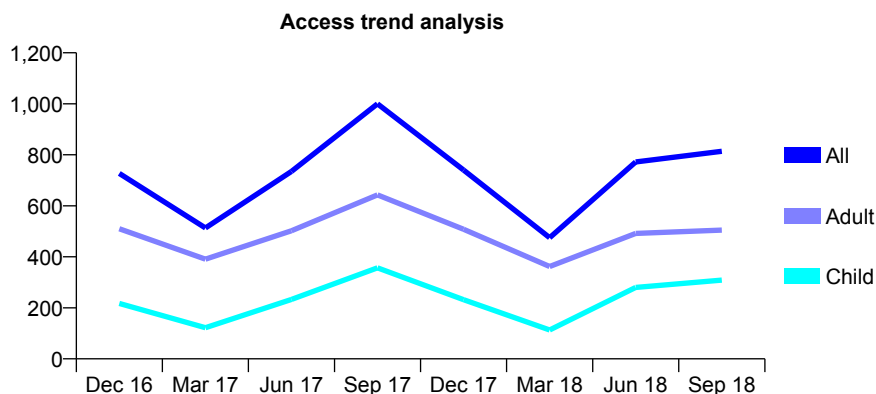
## Q69 - Vital Signs At a Glance Contract Report for 183539/0001 - September 2018

Name or company name	Jeremy Potter, Arti Sharma and Shiva Ema
Contract type name	GDS Contract
Purpose of contract	General
Contract start date	01/04/2015
Contract end date	

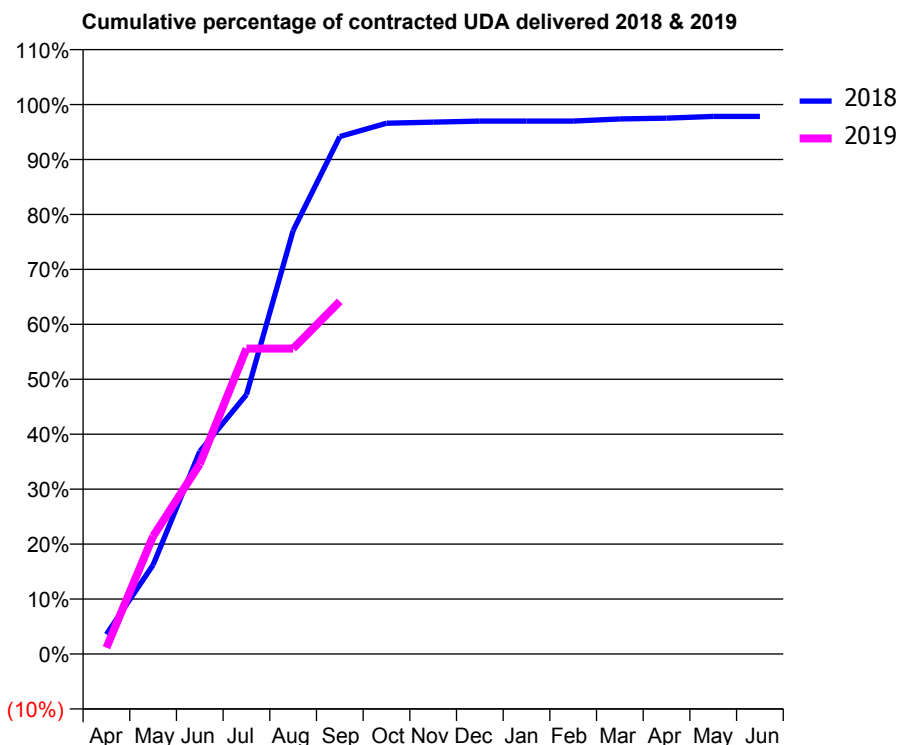
18/19 Contracted general activity (UDA)	2,249
Carry forward general activity (UDA)	48
18/19 Contracted orthodontic activity (UOA)	0
Carry forward orthodontic activity (UOA)	0
Baseline contract value	£62,010.77

### ACCESS\*

Patients seen in 24 months	Total	Change since previous quarter
Quarter ending September 2017	1,000	
Quarter ending December 2017	740	↓
Quarter ending March 2018	475	↓
Quarter ending June 2018	772	↑
Quarter ending September 2018	814	↑
<b>Variance since September 2017</b>	<b>(18.6%)</b>	<b>↓</b>



### ACTIVITY



Adjusted Scheduled Activity (UDA)		
Month	2018	2019
April	81	26
May	365	482
June	829	777
July	1,062	1,250
August	1,733	1,250
September	2,118	1,443
October	2,173	
November	2,177	
December	2,181	
January	2,181	
February	2,181	
March	2,190	
April	2,193	
May	2,200	
June	2,200	

### QUALITY

	Quantity	Base Number	Contract	AT	Region	England
% of FP17s for the same patient ID Re-attending within 3 months - Children	12	322	3.7%	11.2%	11.1%	11.6%
% of FP17s for the same patient ID Re-attending within 3 months - Adults	26	397	6.5%	14.8%	15.3%	15.5%
% of FP17s for the same patient ID Re-attending between 3 & 9 months - Children	10	322	3.1%	58.6%	61.1%	58.8%
% of FP17s for the same patient ID Re-attending between 3 & 9 months - Adults	12	397	3.0%	49.3%	52.3%	51.1%
% of FP17s for Band 1 Urgent Courses	92	709	13.0%	9.7%	9.5%	9.0%
% of FP17s Relating to Free Repair or Replacements	0	709	0.0%	0.7%	0.7%	0.8%
% of FP17s Relating to Continuations	5	709	0.7%	0.6%	0.8%	0.9%
% of Patients satisfied with the dentistry they have received	0	0	N/A	95.6%	93.6%	93.3%
% of Patients satisfied with the time they had to wait for an appointment	0	0	N/A	88.8%	88.8%	88.9%

\* This is based on patients treated on this contract for their most recent course of treatment. Figures in italics indicate the base number of FP17s or Patient Questionnaire responses are less than 100. N/A is shown where the base number of responses is less than 10 during the period. % is calculated as Quantity/Base number\*100

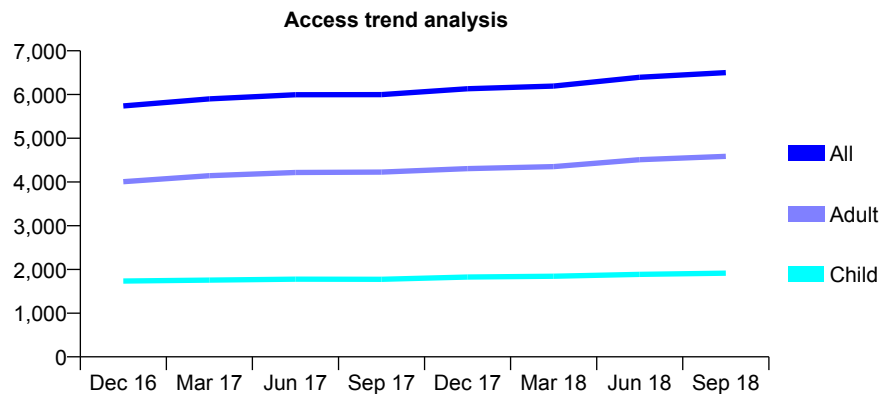
## Q69 - Vital Signs At a Glance Contract Report for 184179/0001 - September 2018

Name or company name	Rodericks Limited and the Dental House Li
Contract type name	GDS Contract
Purpose of contract	General
Contract start date	01/12/2007
Contract end date	

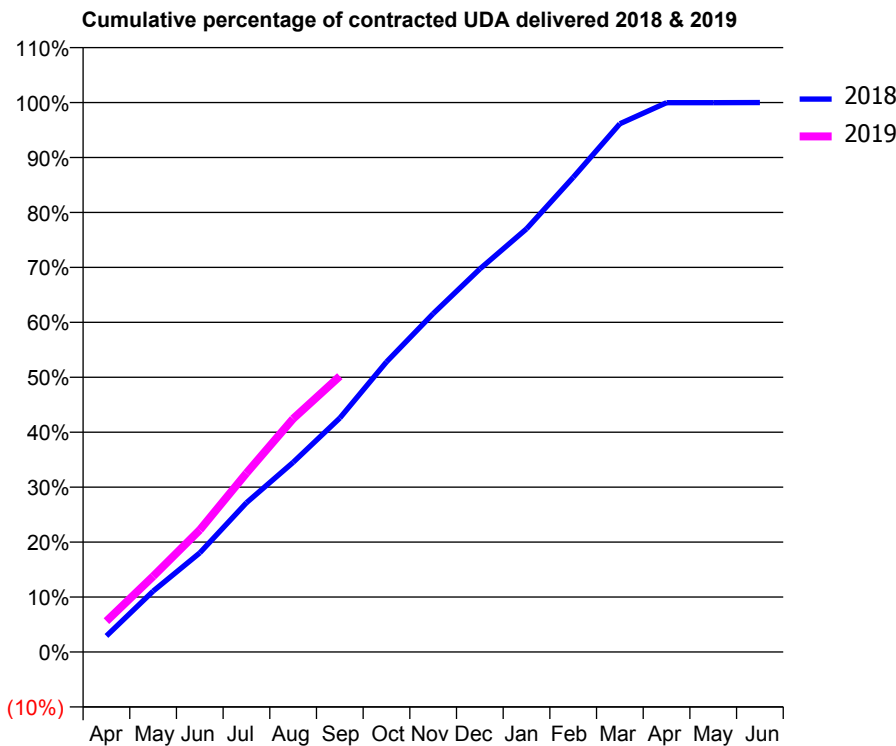
18/19 Contracted general activity (UDA)	13,784
Carry forward general activity (UDA)	2
18/19 Contracted orthodontic activity (UOA)	0
Carry forward orthodontic activity (UOA)	0
Baseline contract value	£318,359.56

### ACCESS\*

Patients seen in 24 months	Total	Change since previous quarter
Quarter ending September 2017	5,999	
Quarter ending December 2017	6,133	↑
Quarter ending March 2018	6,194	→
Quarter ending June 2018	6,396	↑
Quarter ending September 2018	6,500	→
<b>Variance since September 2017</b>	<b>8.4%</b>	<b>↑</b>



### ACTIVITY



Month	Adjusted Scheduled Activity (UDA)	
	2018	2019
April	403	775
May	1,528	1,900
June	2,486	3,061
July	3,746	4,489
August	4,759	5,851
September	5,870	6,919
October	7,278	
November	8,487	
December	9,608	
January	10,616	
February	11,908	
March	13,251	
April	13,781	
May	13,780	
June	13,782	

### QUALITY

	Quantity	Base Number	Contract	AT	Region	England
% of FP17s for the same patient ID Re-attending within 3 months - Children	71	1,368	5.2%	11.2%	11.1%	11.6%
% of FP17s for the same patient ID Re-attending within 3 months - Adults	316	2,797	11.3%	14.8%	15.3%	15.5%
% of FP17s for the same patient ID Re-attending between 3 & 9 months - Children	550	1,368	40.2%	58.6%	61.1%	58.8%
% of FP17s for the same patient ID Re-attending between 3 & 9 months - Adults	875	2,797	31.3%	49.3%	52.3%	51.1%
% of FP17s for Band 1 Urgent Courses	273	3,939	6.9%	9.7%	9.5%	9.0%
% of FP17s Relating to Free Repair or Replacements	13	3,939	0.3%	0.7%	0.7%	0.8%
% of FP17s Relating to Continuations	33	3,939	0.8%	0.6%	0.8%	0.9%
% of Patients satisfied with the dentistry they have received	2	3	N/A	95.6%	93.6%	93.3%
% of Patients satisfied with the time they had to wait for an appointment	2	3	N/A	88.8%	88.8%	88.9%

\* This is based on patients treated on this contract for their most recent course of treatment. Figures in italics indicate the base number of FP17s or Patient Questionnaire responses are less than 100. N/A is shown where the base number of responses is less than 10 during the period. % is calculated as Quantity/Base number\*100

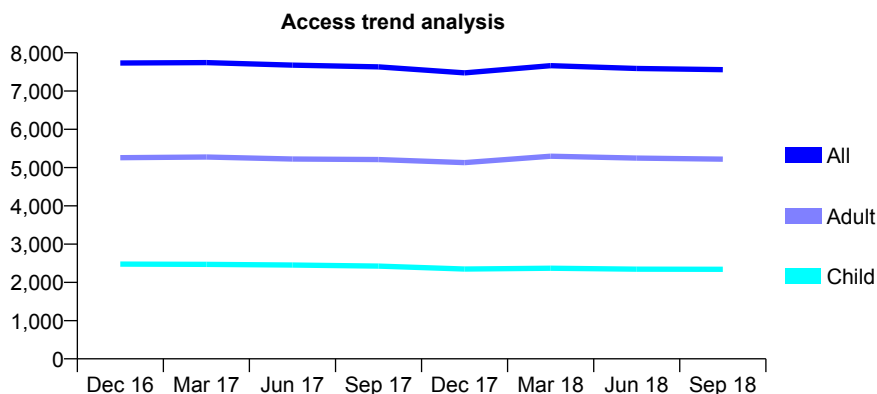
## Q69 - Vital Signs At a Glance Contract Report for 184179/0002 - September 2018

Name or company name	Rodericks Limited and the Dental House Li
Contract type name	GDS Contract
Purpose of contract	General
Contract start date	01/04/2008
Contract end date	

18/19 Contracted general activity (UDA)	15,918
Carry forward general activity (UDA)	216
18/19 Contracted orthodontic activity (UOA)	0
Carry forward orthodontic activity (UOA)	0
Baseline contract value	£465,146.68

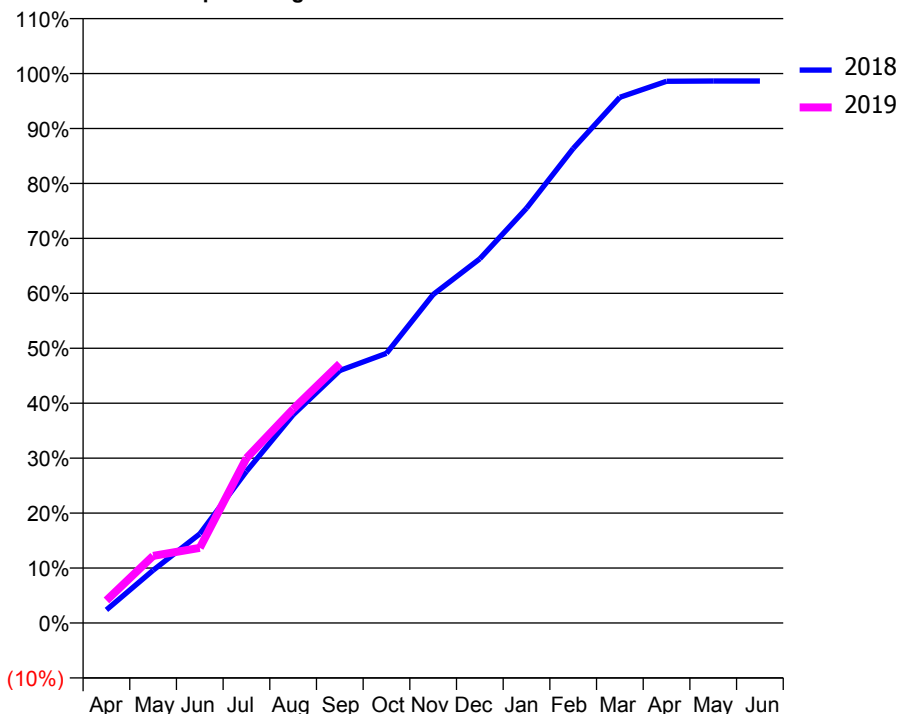
### ACCESS\*

Patients seen in 24 months	Total	Change since previous quarter
Quarter ending September 2017	7,631	
Quarter ending December 2017	7,477	↓
Quarter ending March 2018	7,663	↑
Quarter ending June 2018	7,592	→
Quarter ending September 2018	7,559	→
<b>Variance since September 2017</b>	<b>(0.9%)</b>	→



### ACTIVITY

Cumulative percentage of contracted UDA delivered 2018 & 2019



Month	Adjusted Scheduled Activity (UDA)	
	2018	2019
April	382	656
May	1,528	1,945
June	2,583	2,177
July	4,396	4,777
August	6,032	6,197
September	7,315	7,510
October	7,811	
November	9,515	
December	10,549	
January	12,015	
February	13,746	
March	15,229	
April	15,693	
May	15,701	
June	15,701	

### QUALITY

	Quantity	Base Number	Contract	AT	Region	England
% of FP17s for the same patient ID Re-attending within 3 months - Children	112	1,654	6.8%	11.2%	11.1%	11.6%
% of FP17s for the same patient ID Re-attending within 3 months - Adults	364	2,945	12.4%	14.8%	15.3%	15.5%
% of FP17s for the same patient ID Re-attending between 3 & 9 months - Children	847	1,654	51.2%	58.6%	61.1%	58.8%
% of FP17s for the same patient ID Re-attending between 3 & 9 months - Adults	1,354	2,945	46.0%	49.3%	52.3%	51.1%
% of FP17s for Band 1 Urgent Courses	276	4,332	6.4%	9.7%	9.5%	9.0%
% of FP17s Relating to Free Repair or Replacements	30	4,332	0.7%	0.7%	0.7%	0.8%
% of FP17s Relating to Continuations	12	4,332	0.3%	0.6%	0.8%	0.9%
% of Patients satisfied with the dentistry they have received	2	2	N/A	95.6%	93.6%	93.3%
% of Patients satisfied with the time they had to wait for an appointment	2	2	N/A	88.8%	88.8%	88.9%

\* This is based on patients treated on this contract for their most recent course of treatment. Figures in italics indicate the base number of FP17s or Patient Questionnaire responses are less than 100. N/A is shown where the base number of responses is less than 10 during the period. % is calculated as Quantity/Base number\*100

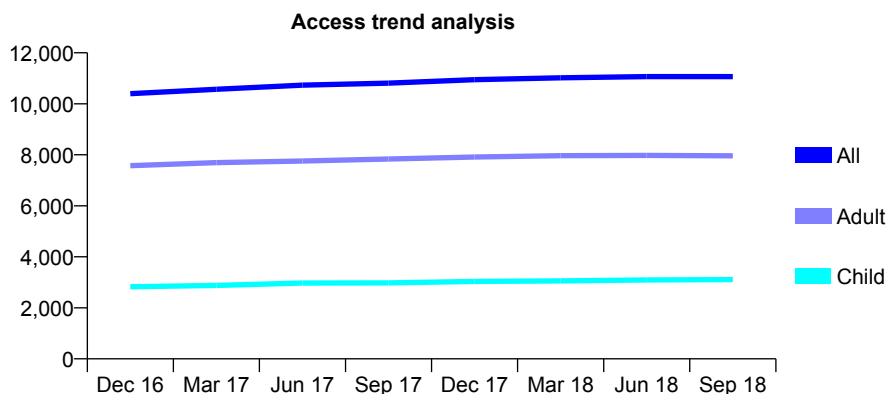
## Q69 - Vital Signs At a Glance Contract Report for 184179/0003 - September 2018

Name or company name	Rodericks Limited and the Dental House Li
Contract type name	GDS Contract
Purpose of contract	General
Contract start date	16/11/2009
Contract end date	

18/19 Contracted general activity (UDA)	25,000
Carry forward general activity (UDA)	-451
18/19 Contracted orthodontic activity (UOA)	0
Carry forward orthodontic activity (UOA)	0
Baseline contract value	£623,712.16

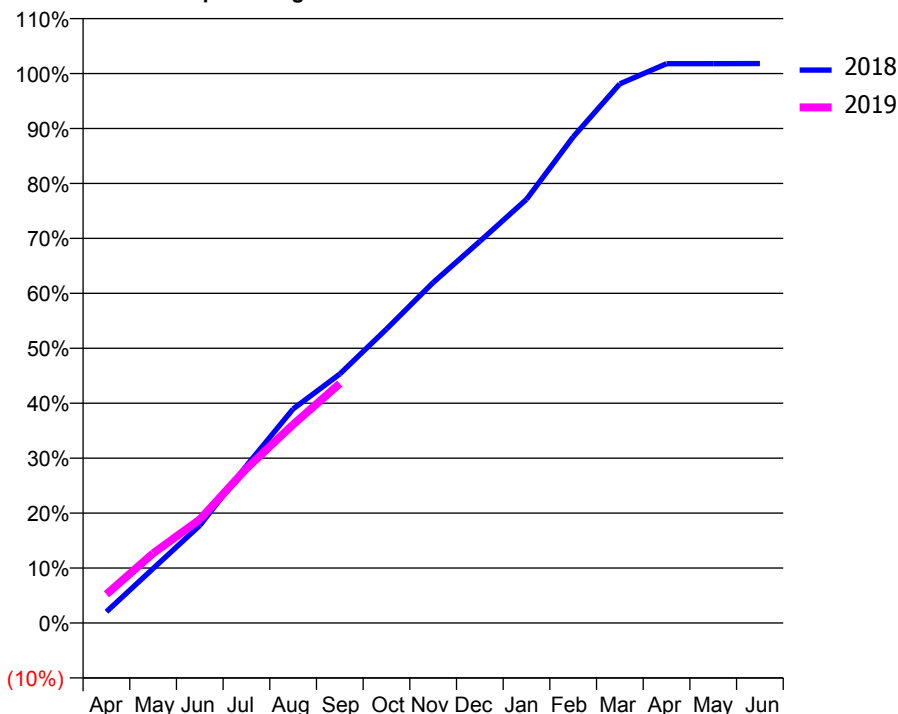
### ACCESS\*

Patients seen in 24 months	Total	Change since previous quarter
Quarter ending September 2017	10,811	
Quarter ending December 2017	10,947	→
Quarter ending March 2018	11,020	→
Quarter ending June 2018	11,066	→
Quarter ending September 2018	11,068	→
<b>Variance since September 2017</b>	<b>2.4%</b>	<b>↑</b>



### ACTIVITY

Cumulative percentage of contracted UDA delivered 2018 & 2019



Month	Adjusted Scheduled Activity (UDA)	
	2018	2019
April	513	1,309
May	2,477	3,171
June	4,437	4,713
July	7,158	7,026
August	9,739	9,033
September	11,328	10,892
October	13,377	
November	15,490	
December	17,366	
January	19,277	
February	22,114	
March	24,530	
April	25,445	
May	25,449	
June	25,452	

### QUALITY

	Quantity	Base Number	Contract	AT	Region	England
% of FP17s for the same patient ID Re-attending within 3 months - Children	111	2,064	5.4%	11.2%	11.1%	11.6%
% of FP17s for the same patient ID Re-attending within 3 months - Adults	629	4,710	13.4%	14.8%	15.3%	15.5%
% of FP17s for the same patient ID Re-attending between 3 & 9 months - Children	1,222	2,064	59.2%	58.6%	61.1%	58.8%
% of FP17s for the same patient ID Re-attending between 3 & 9 months - Adults	2,403	4,710	51.0%	49.3%	52.3%	51.1%
% of FP17s for Band 1 Urgent Courses	436	5,661	7.7%	9.7%	9.5%	9.0%
% of FP17s Relating to Free Repair or Replacements	47	5,661	0.8%	0.7%	0.7%	0.8%
% of FP17s Relating to Continuations	14	5,661	0.2%	0.6%	0.8%	0.9%
% of Patients satisfied with the dentistry they have received	8	8	N/A	95.6%	93.6%	93.3%
% of Patients satisfied with the time they had to wait for an appointment	7	8	N/A	88.8%	88.8%	88.9%

\* This is based on patients treated on this contract for their most recent course of treatment. Figures in italics indicate the base number of FP17s or Patient Questionnaire responses are less than 100. N/A is shown where the base number of responses is less than 10 during the period. % is calculated as Quantity/Base number\*100

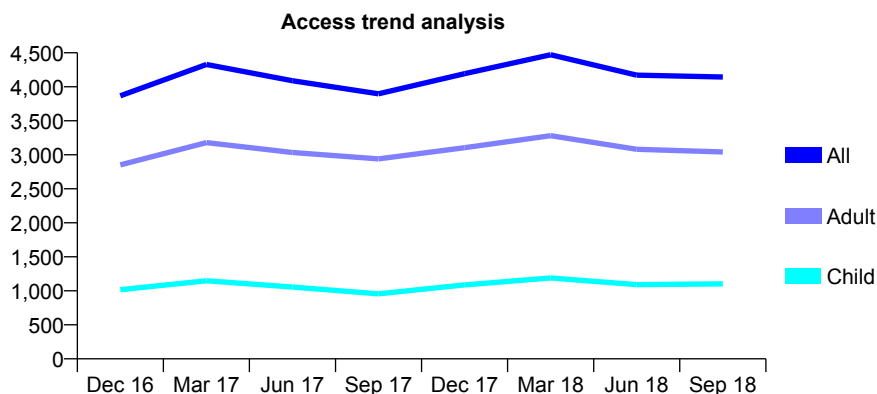
## Q69 - Vital Signs At a Glance Contract Report for 184373/0001 - September 2018

Name or company name	Valentine MacGreevy, Arti Sharma and Shi
Contract type name	GDS Contract
Purpose of contract	General
Contract start date	01/04/2015
Contract end date	

18/19 Contracted general activity (UDA)	11,814
Carry forward general activity (UDA)	70
18/19 Contracted orthodontic activity (UOA)	0
Carry forward orthodontic activity (UOA)	0
Baseline contract value	£331,351.54

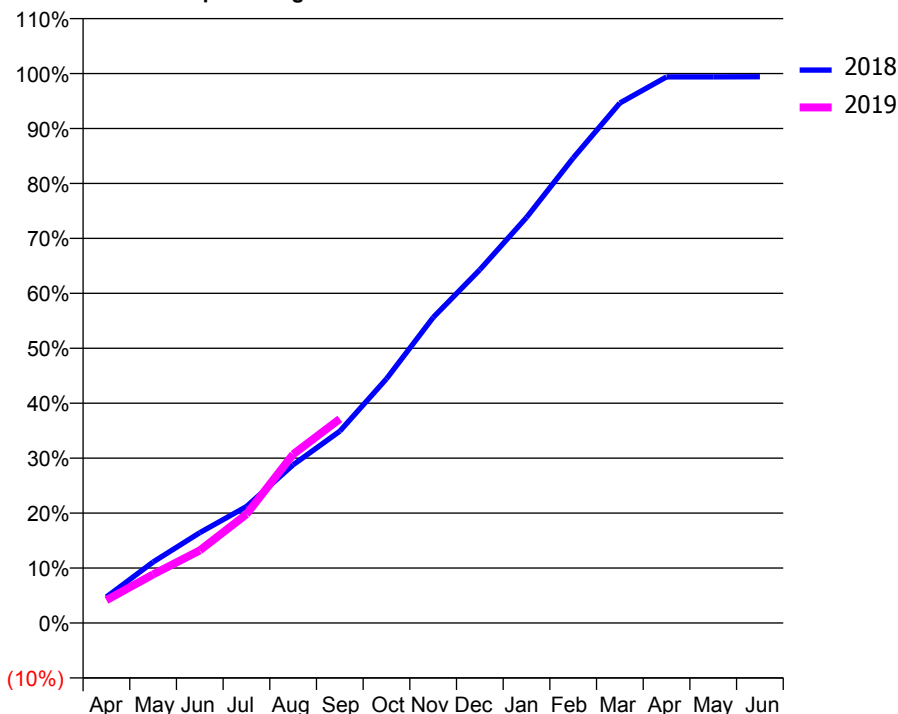
### ACCESS\*

Patients seen in 24 months	Total	Change since previous quarter
Quarter ending September 2017	3,897	
Quarter ending December 2017	4,193	↑
Quarter ending March 2018	4,472	↑
Quarter ending June 2018	4,172	↓
Quarter ending September 2018	4,144	→
<b>Variance since September 2017</b>	<b>6.3%</b>	<b>↑</b>



### ACTIVITY

Cumulative percentage of contracted UDA delivered 2018 & 2019



Adjusted Scheduled Activity (UDA)

Month	2018	2019
April	560	493
May	1,311	1,046
June	1,942	1,561
July	2,504	2,338
August	3,402	3,627
September	4,123	4,387
October	5,250	
November	6,570	
December	7,597	
January	8,721	
February	9,998	
March	11,181	
April	11,741	
May	11,741	
June	11,743	

### QUALITY

	Quantity	Base Number	Contract	AT	Region	England
% of FP17s for the same patient ID Re-attending within 3 months - Children	39	848	4.6%	11.2%	11.1%	11.6%
% of FP17s for the same patient ID Re-attending within 3 months - Adults	164	1,851	8.9%	14.8%	15.3%	15.5%
% of FP17s for the same patient ID Re-attending between 3 & 9 months - Children	487	848	57.4%	58.6%	61.1%	58.8%
% of FP17s for the same patient ID Re-attending between 3 & 9 months - Adults	1,042	1,851	56.3%	49.3%	52.3%	51.1%
% of FP17s for Band 1 Urgent Courses	206	2,425	8.5%	9.7%	9.5%	9.0%
% of FP17s Relating to Free Repair or Replacements	6	2,425	0.2%	0.7%	0.7%	0.8%
% of FP17s Relating to Continuations	10	2,425	0.4%	0.6%	0.8%	0.9%
% of Patients satisfied with the dentistry they have received	1	1	N/A	95.6%	93.6%	93.3%
% of Patients satisfied with the time they had to wait for an appointment	1	1	N/A	88.8%	88.8%	88.9%

\* This is based on patients treated on this contract for their most recent course of treatment. Figures in italics indicate the base number of FP17s or Patient Questionnaire responses are less than 100. N/A is shown where the base number of responses is less than 10 during the period. % is calculated as Quantity/Base number\*100



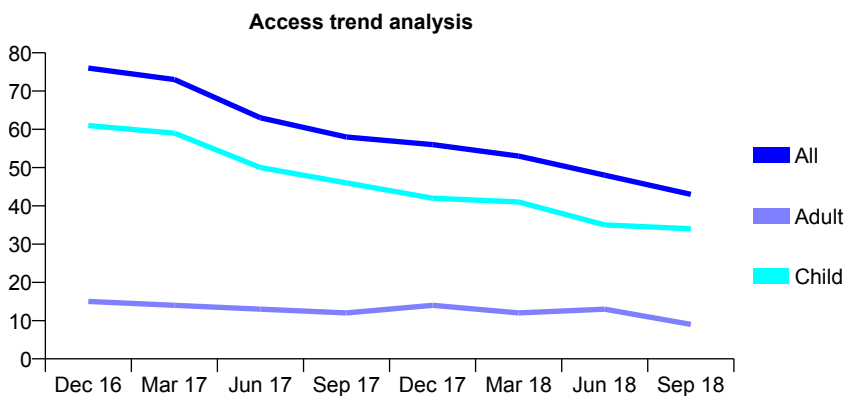
## Q69 - Vital Signs At a Glance Contract Report for 186171/0001 - September 2018

Name or company name	MR AK MURGAI
Contract type name	GDS Contract
Purpose of contract	General
Contract start date	28/02/2014
Contract end date	

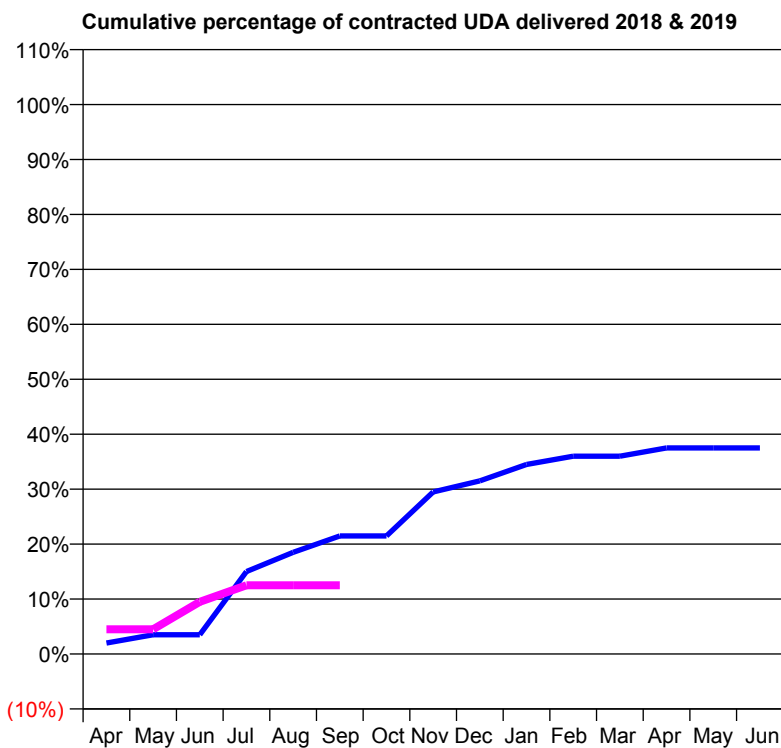
18/19 Contracted general activity (UDA)	200
Carry forward general activity (UDA)	0
18/19 Contracted orthodontic activity (UOA)	0
Carry forward orthodontic activity (UOA)	0
Baseline contract value	£4,714.03

### ACCESS\*

Patients seen in 24 months	Total	Change since previous quarter
Quarter ending September 2017	58	
Quarter ending December 2017	56	↓
Quarter ending March 2018	53	↓
Quarter ending June 2018	48	↓
Quarter ending September 2018	43	↓
<b>Variance since September 2017</b>	<b>(25.9%)</b>	<b>↓</b>



### ACTIVITY



Month	Adjusted Scheduled Activity (UDA)	
	2018	2019
April	4	9
May	7	9
June	7	19
July	30	25
August	37	25
September	43	25
October	43	
November	59	
December	63	
January	69	
February	72	
March	72	
April	75	
May	75	
June	75	

### QUALITY

	Quantity	Base Number	Contract	AT	Region	England
% of FP17s for the same patient ID Re-attending within 3 months - Children	0	17	0.0%	11.2%	11.1%	11.6%
% of FP17s for the same patient ID Re-attending within 3 months - Adults	0	1	0.0%	14.8%	15.3%	15.5%
% of FP17s for the same patient ID Re-attending between 3 & 9 months - Children	12	17	70.6%	58.6%	61.1%	58.8%
% of FP17s for the same patient ID Re-attending between 3 & 9 months - Adults	0	1	0.0%	49.3%	52.3%	51.1%
% of FP17s for Band 1 Urgent Courses	0	17	0.0%	9.7%	9.5%	9.0%
% of FP17s Relating to Free Repair or Replacements	0	17	0.0%	0.7%	0.7%	0.8%
% of FP17s Relating to Continuations	0	17	0.0%	0.6%	0.8%	0.9%
% of Patients satisfied with the dentistry they have received	0	0	N/A	95.6%	93.6%	93.3%
% of Patients satisfied with the time they had to wait for an appointment	0	0	N/A	88.8%	88.8%	88.9%

\* This is based on patients treated on this contract for their most recent course of treatment. Figures in italics indicate the base number of FP17s or Patient Questionnaire responses are less than 100. N/A is shown where the base number of responses is less than 10 during the period. % is calculated as Quantity/Base number\*100

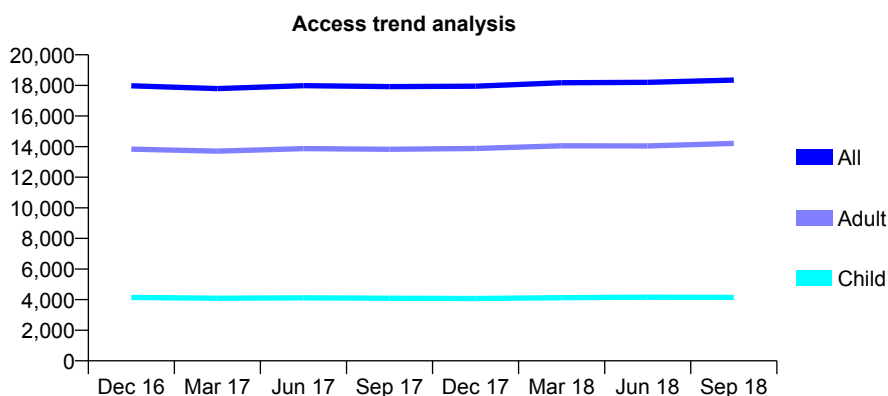
## Q69 - Vital Signs At a Glance Contract Report for 186201/0001 - September 2018

Name or company name	Perfect Smile Bracknell Limited
Contract type name	GDS Contract
Purpose of contract	General
Contract start date	01/11/2014
Contract end date	

18/19 Contracted general activity (UDA)	48,508
Carry forward general activity (UDA)	1,910
18/19 Contracted orthodontic activity (UOA)	0
Carry forward orthodontic activity (UOA)	0
Baseline contract value	£1,219,032.85

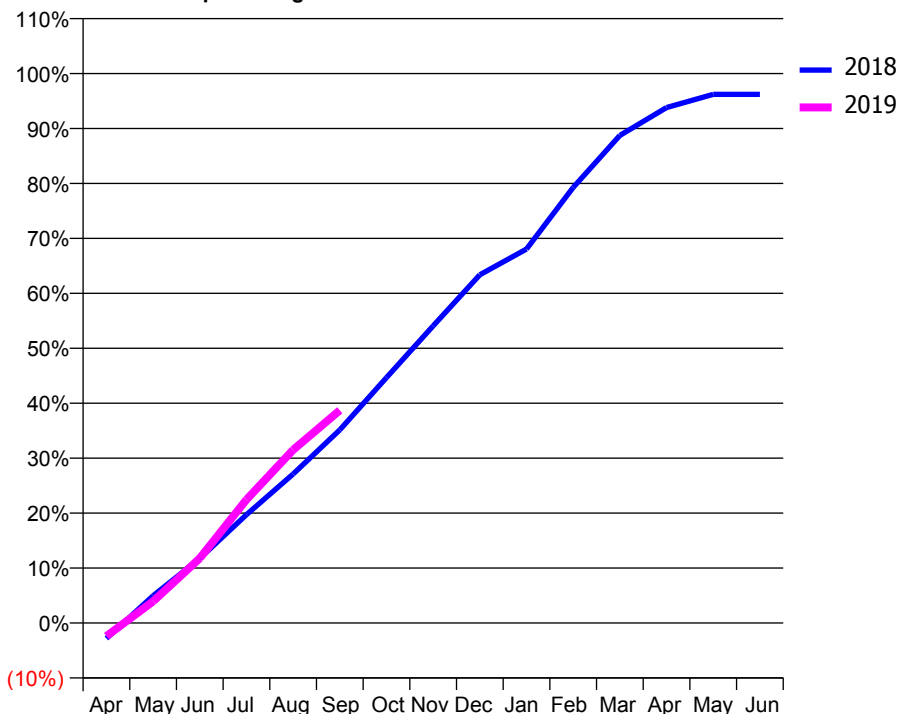
### ACCESS\*

Patients seen in 24 months	Total	Change since previous quarter
Quarter ending September 2017	17,919	
Quarter ending December 2017	17,951	→
Quarter ending March 2018	18,176	→
Quarter ending June 2018	18,204	→
Quarter ending September 2018	18,352	→
<b>Variance since September 2017</b>	<b>2.4%</b>	<b>↑</b>



### ACTIVITY

Cumulative percentage of contracted UDA delivered 2018 & 2019



Month	Adjusted Scheduled Activity (UDA)	
	2018	2019
April	-1,430	-1,172
May	2,499	1,916
June	5,933	5,717
July	9,944	10,897
August	13,679	15,286
September	17,735	18,782
October	22,536	
November	27,282	
December	31,966	
January	34,339	
February	39,987	
March	44,761	
April	47,325	
May	48,538	
June	48,538	

### QUALITY

	Quantity	Base Number	Contract	AT	Region	England
% of FP17s for the same patient ID Re-attending within 3 months - Children	180	2,750	6.5%	11.2%	11.1%	11.6%
% of FP17s for the same patient ID Re-attending within 3 months - Adults	1,150	8,204	14.0%	14.8%	15.3%	15.5%
% of FP17s for the same patient ID Re-attending between 3 & 9 months - Children	1,286	2,750	46.8%	58.6%	61.1%	58.8%
% of FP17s for the same patient ID Re-attending between 3 & 9 months - Adults	3,500	8,204	42.7%	49.3%	52.3%	51.1%
% of FP17s for Band 1 Urgent Courses	909	9,562	9.5%	9.7%	9.5%	9.0%
% of FP17s Relating to Free Repair or Replacements	111	9,562	1.2%	0.7%	0.7%	0.8%
% of FP17s Relating to Continuations	150	9,562	1.6%	0.6%	0.8%	0.9%
% of Patients satisfied with the dentistry they have received	11	11	100.0%	95.6%	93.6%	93.3%
% of Patients satisfied with the time they had to wait for an appointment	11	11	100.0%	88.8%	88.8%	88.9%

\* This is based on patients treated on this contract for their most recent course of treatment. Figures in italics indicate the base number of FP17s or Patient Questionnaire responses are less than 100. N/A is shown where the base number of responses is less than 10 during the period. % is calculated as Quantity/Base number\*100

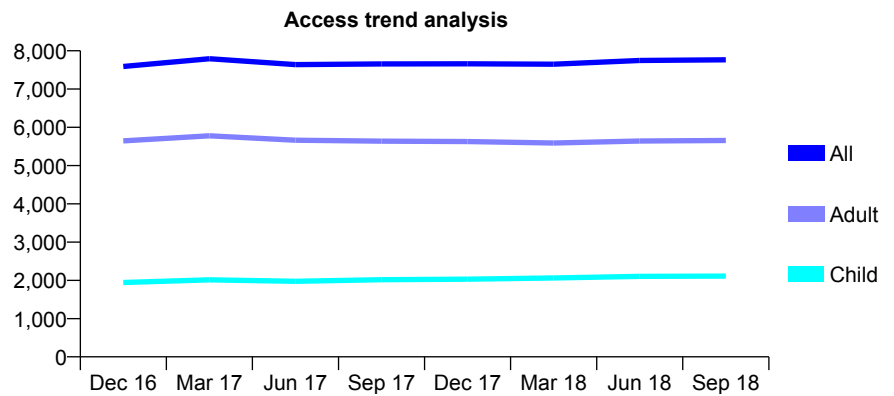
## Q69 - Vital Signs At a Glance Contract Report for 186929/0001 - September 2018

Name or company name	Smile Care Twyford Limited
Contract type name	GDS Contract
Purpose of contract	General
Contract start date	01/07/2013
Contract end date	

18/19 Contracted general activity (UDA)	15,956
Carry forward general activity (UDA)	588
18/19 Contracted orthodontic activity (UOA)	0
Carry forward orthodontic activity (UOA)	0
Baseline contract value	£378,917.86

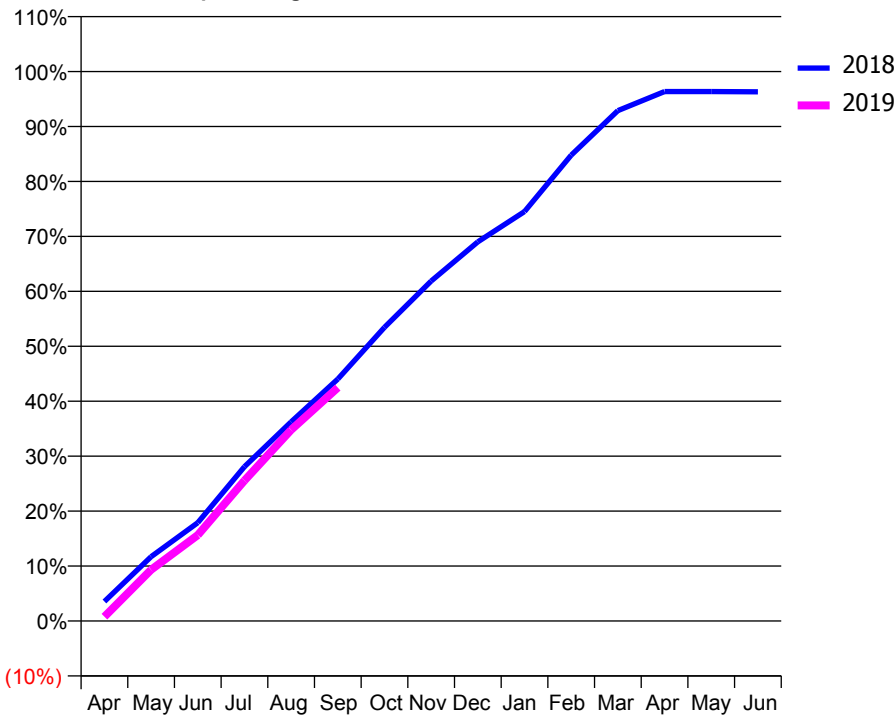
### ACCESS\*

Patients seen in 24 months	Total	Change since previous quarter
Quarter ending September 2017	7,655	
Quarter ending December 2017	7,660	→
Quarter ending March 2018	7,651	→
Quarter ending June 2018	7,746	→
Quarter ending September 2018	7,766	→
<b>Variance since September 2017</b>	<b>1.5%</b>	<b>→</b>



### ACTIVITY

Cumulative percentage of contracted UDA delivered 2018 & 2019



Month	Adjusted Scheduled Activity (UDA)	
	2018	2019
April	568	126
May	1,867	1,488
June	2,857	2,494
July	4,483	4,080
August	5,784	5,549
September	7,024	6,778
October	8,527	
November	9,871	
December	11,009	
January	11,890	
February	13,529	
March	14,821	
April	15,375	
May	15,373	
June	15,368	

### QUALITY

	Quantity	Base Number	Contract	AT	Region	England
% of FP17s for the same patient ID Re-attending within 3 months - Children	78	1,635	4.8%	11.2%	11.1%	11.6%
% of FP17s for the same patient ID Re-attending within 3 months - Adults	379	3,495	10.8%	14.8%	15.3%	15.5%
% of FP17s for the same patient ID Re-attending between 3 & 9 months - Children	911	1,635	55.7%	58.6%	61.1%	58.8%
% of FP17s for the same patient ID Re-attending between 3 & 9 months - Adults	1,690	3,495	48.4%	49.3%	52.3%	51.1%
% of FP17s for Band 1 Urgent Courses	348	4,537	7.7%	9.7%	9.5%	9.0%
% of FP17s Relating to Free Repair or Replacements	21	4,537	0.5%	0.7%	0.7%	0.8%
% of FP17s Relating to Continuations	2	4,537	0.0%	0.6%	0.8%	0.9%
% of Patients satisfied with the dentistry they have received	8	8	N/A	95.6%	93.6%	93.3%
% of Patients satisfied with the time they had to wait for an appointment	8	8	N/A	88.8%	88.8%	88.9%

\* This is based on patients treated on this contract for their most recent course of treatment. Figures in italics indicate the base number of FP17s or Patient Questionnaire responses are less than 100. N/A is shown where the base number of responses is less than 10 during the period. % is calculated as Quantity/Base number\*100

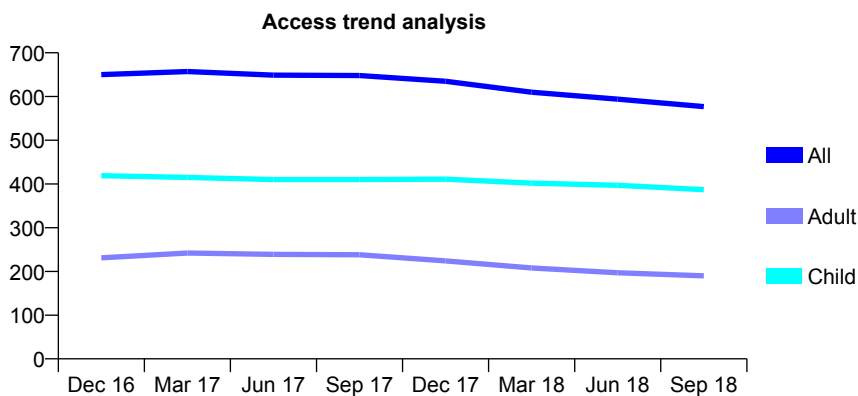
## Q69 - Vital Signs At a Glance Contract Report for 188921/0001 - September 2018

Name or company name	Portman Healthcare Limited
Contract type name	GDS Contract
Purpose of contract	General
Contract start date	01/07/2009
Contract end date	

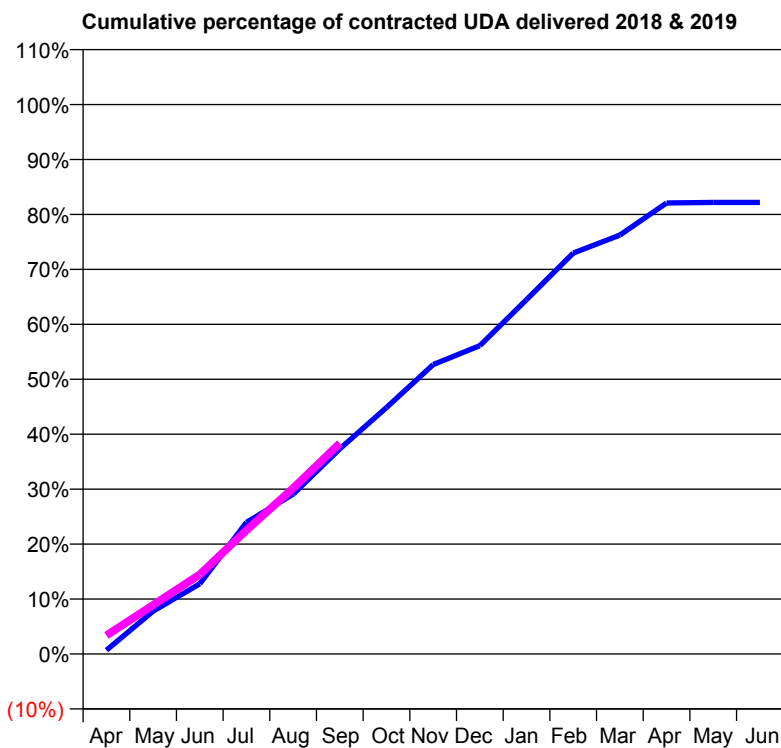
18/19 Contracted general activity (UDA)	1,308
Carry forward general activity (UDA)	0
18/19 Contracted orthodontic activity (UOA)	0
Carry forward orthodontic activity (UOA)	0
Baseline contract value	£31,273.00

### ACCESS\*

Patients seen in 24 months	Total	Change since previous quarter
Quarter ending September 2017	648	
Quarter ending December 2017	635	↓
Quarter ending March 2018	610	↓
Quarter ending June 2018	594	↓
Quarter ending September 2018	577	↓
<b>Variance since September 2017</b>	<b>(11.0%)</b>	<b>↓</b>



### ACTIVITY



Adjusted Scheduled Activity (UDA)		
Month	2018	2019
April	9	44
May	102	117
June	167	189
July	313	295
August	380	395
September	488	502
October	587	
November	689	
December	734	
January	844	
February	954	
March	997	
April	1,074	
May	1,075	
June	1,075	

### QUALITY

	Quantity	Base Number	Contract	AT	Region	England
% of FP17s for the same patient ID Re-attending within 3 months - Children	21	327	6.4%	11.2%	11.1%	11.6%
% of FP17s for the same patient ID Re-attending within 3 months - Adults	13	94	13.8%	14.8%	15.3%	15.5%
% of FP17s for the same patient ID Re-attending between 3 & 9 months - Children	231	327	70.6%	58.6%	61.1%	58.8%
% of FP17s for the same patient ID Re-attending between 3 & 9 months - Adults	45	94	47.9%	49.3%	52.3%	51.1%
% of FP17s for Band 1 Urgent Courses	20	371	5.4%	9.7%	9.5%	9.0%
% of FP17s Relating to Free Repair or Replacements	0	371	0.0%	0.7%	0.7%	0.8%
% of FP17s Relating to Continuations	0	371	0.0%	0.6%	0.8%	0.9%
% of Patients satisfied with the dentistry they have received	3	3	N/A	95.6%	93.6%	93.3%
% of Patients satisfied with the time they had to wait for an appointment	2	3	N/A	88.8%	88.8%	88.9%

\* This is based on patients treated on this contract for their most recent course of treatment. Figures in italics indicate the base number of FP17s or Patient Questionnaire responses are less than 100. N/A is shown where the base number of responses is less than 10 during the period. % is calculated as Quantity/Base number\*100

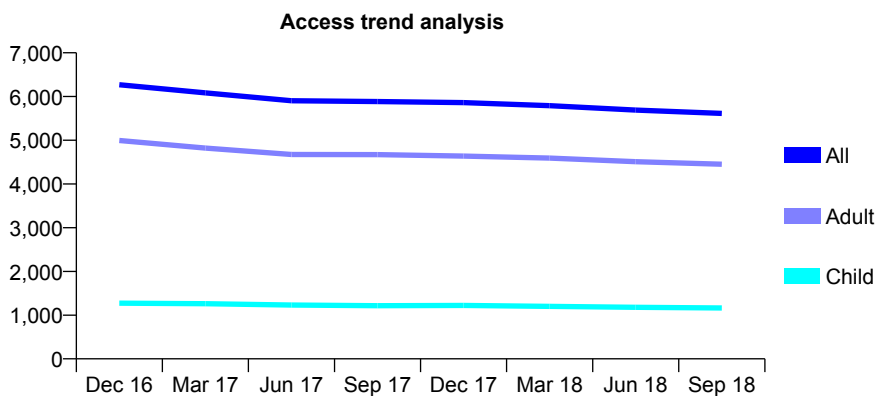
## Q69 - Vital Signs At a Glance Contract Report for 189855/0001 - September 2018

Name or company name	Halford House Dental Partnership
Contract type name	GDS Contract
Purpose of contract	General
Contract start date	14/10/2014
Contract end date	

18/19 Contracted general activity (UDA)	19,855
Carry forward general activity (UDA)	0
18/19 Contracted orthodontic activity (UOA)	0
Carry forward orthodontic activity (UOA)	0
Baseline contract value	£436,017.23

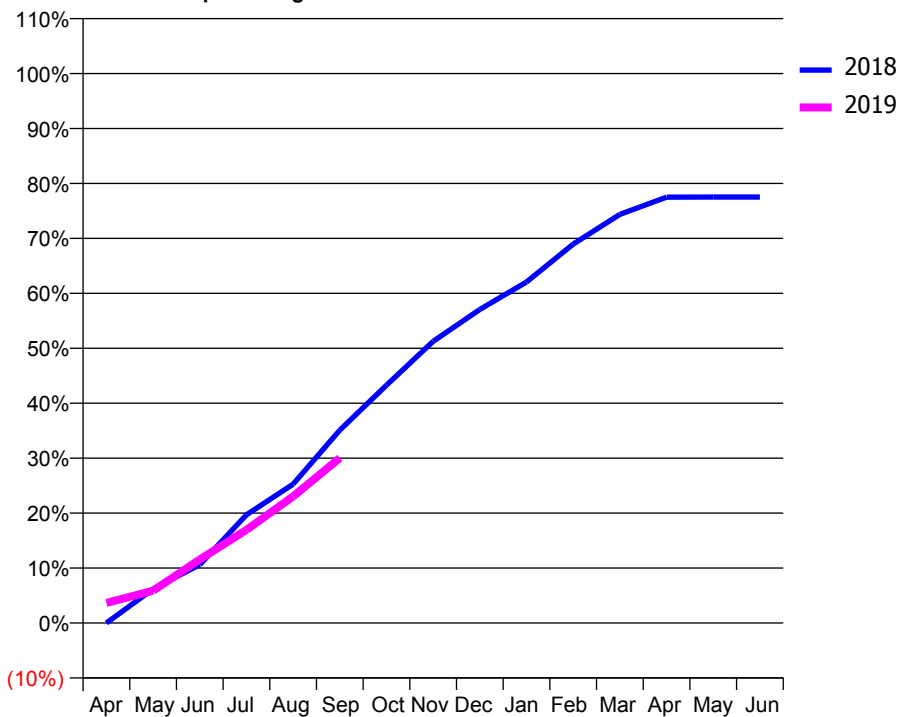
### ACCESS\*

Patients seen in 24 months	Total	Change since previous quarter
Quarter ending September 2017	5,886	
Quarter ending December 2017	5,861	→
Quarter ending March 2018	5,792	↓
Quarter ending June 2018	5,689	↓
Quarter ending September 2018	5,615	↓
<b>Variance since September 2017</b>	<b>(4.6%)</b>	<b>↓</b>



### ACTIVITY

Cumulative percentage of contracted UDA delivered 2018 & 2019



Month	Adjusted Scheduled Activity (UDA)	
	2018	2019
April	0	727
May	1,231	1,166
June	2,110	2,297
July	3,910	3,368
August	5,017	4,576
September	6,971	5,963
October	8,596	
November	10,177	
December	11,332	
January	12,324	
February	13,689	
March	14,767	
April	15,388	
May	15,391	
June	15,391	

### QUALITY

	Quantity	Base Number	Contract	AT	Region	England
% of FP17s for the same patient ID Re-attending within 3 months - Children	52	889	5.8%	11.2%	11.1%	11.6%
% of FP17s for the same patient ID Re-attending within 3 months - Adults	437	3,106	14.1%	14.8%	15.3%	15.5%
% of FP17s for the same patient ID Re-attending between 3 & 9 months - Children	608	889	68.4%	58.6%	61.1%	58.8%
% of FP17s for the same patient ID Re-attending between 3 & 9 months - Adults	1,977	3,106	63.7%	49.3%	52.3%	51.1%
% of FP17s for Band 1 Urgent Courses	290	3,615	8.0%	9.7%	9.5%	9.0%
% of FP17s Relating to Free Repair or Replacements	64	3,615	1.8%	0.7%	0.7%	0.8%
% of FP17s Relating to Continuations	74	3,615	2.0%	0.6%	0.8%	0.9%
% of Patients satisfied with the dentistry they have received	4	4	N/A	95.6%	93.6%	93.3%
% of Patients satisfied with the time they had to wait for an appointment	3	4	N/A	88.8%	88.8%	88.9%

\* This is based on patients treated on this contract for their most recent course of treatment. Figures in italics indicate the base number of FP17s or Patient Questionnaire responses are less than 100. N/A is shown where the base number of responses is less than 10 during the period. % is calculated as Quantity/Base number\*100

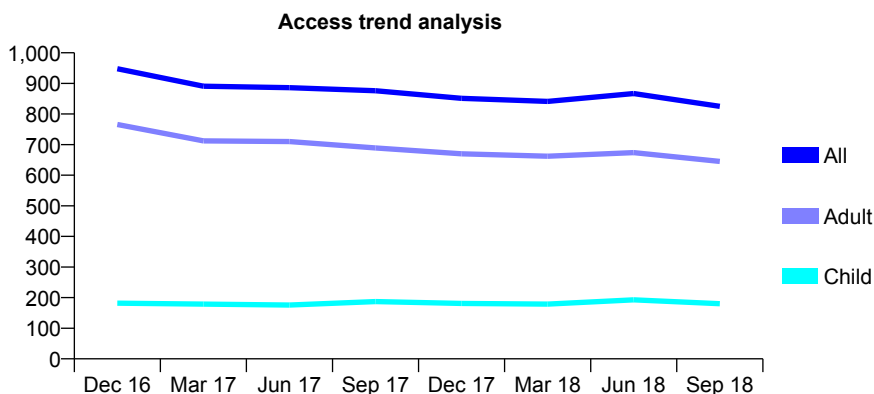
## Q69 - Vital Signs At a Glance Contract Report for 190764/0001 - September 2018

Name or company name	The Dental Practice
Contract type name	GDS Contract
Purpose of contract	General
Contract start date	01/08/2012
Contract end date	

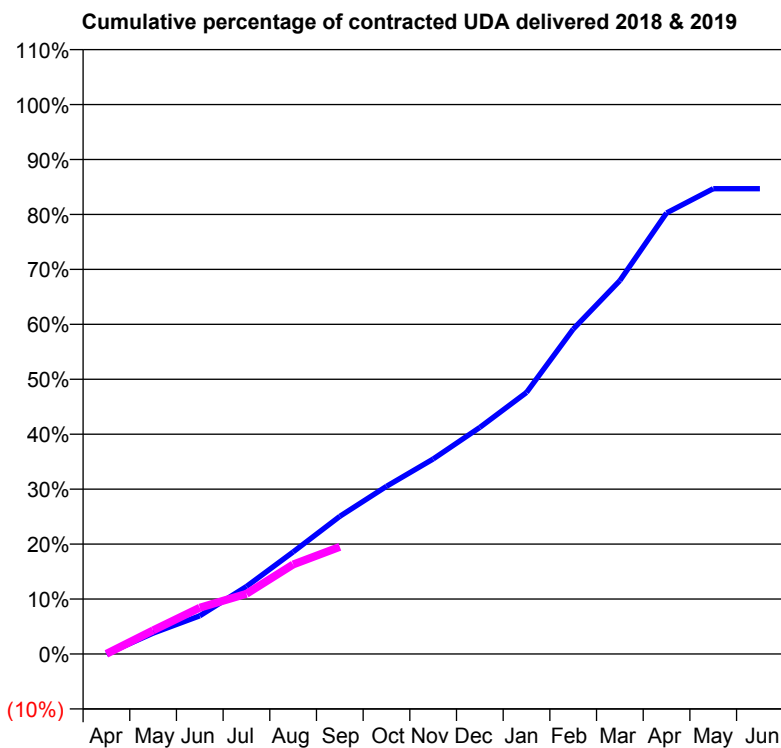
18/19 Contracted general activity (UDA)	4,946
Carry forward general activity (UDA)	0
18/19 Contracted orthodontic activity (UOA)	0
Carry forward orthodontic activity (UOA)	0
Baseline contract value	£119,132.91

### ACCESS\*

Patients seen in 24 months	Total	Change since previous quarter
Quarter ending September 2017	876	
Quarter ending December 2017	851	↓
Quarter ending March 2018	841	↓
Quarter ending June 2018	867	↑
Quarter ending September 2018	825	↓
<b>Variance since September 2017</b>	<b>(5.8%)</b>	<b>↓</b>



### ACTIVITY



Month	Adjusted Scheduled Activity (UDA)	
	2018	2019
April	0	2
May	187	213
June	344	417
July	608	542
August	919	805
September	1,239	964
October	1,509	
November	1,755	
December	2,040	
January	2,354	
February	2,925	
March	3,361	
April	3,970	
May	4,188	
June	4,188	

### QUALITY

	Quantity	Base Number	Contract	AT	Region	England
% of FP17s for the same patient ID Re-attending within 3 months - Children	9	96	9.4%	11.2%	11.1%	11.6%
% of FP17s for the same patient ID Re-attending within 3 months - Adults	76	349	21.8%	14.8%	15.3%	15.5%
% of FP17s for the same patient ID Re-attending between 3 & 9 months - Children	37	96	38.5%	58.6%	61.1%	58.8%
% of FP17s for the same patient ID Re-attending between 3 & 9 months - Adults	111	349	31.8%	49.3%	52.3%	51.1%
% of FP17s for Band 1 Urgent Courses	71	302	23.5%	9.7%	9.5%	9.0%
% of FP17s Relating to Free Repair or Replacements	2	302	0.7%	0.7%	0.7%	0.8%
% of FP17s Relating to Continuations	0	302	0.0%	0.6%	0.8%	0.9%
% of Patients satisfied with the dentistry they have received	2	2	N/A	95.6%	93.6%	93.3%
% of Patients satisfied with the time they had to wait for an appointment	2	2	N/A	88.8%	88.8%	88.9%

\* This is based on patients treated on this contract for their most recent course of treatment. Figures in italics indicate the base number of FP17s or Patient Questionnaire responses are less than 100. N/A is shown where the base number of responses is less than 10 during the period. % is calculated as Quantity/Base number\*100

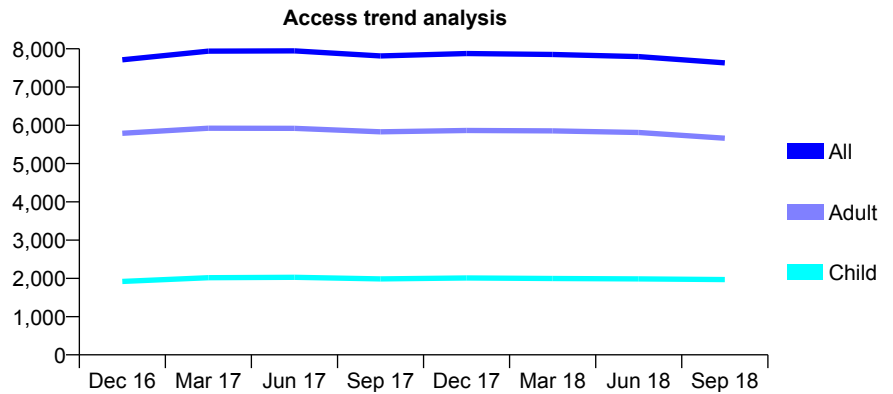
## Q69 - Vital Signs At a Glance Contract Report for 193550/0001 - September 2018

Name or company name	Banbury Dental Surgery
Contract type name	GDS Contract
Purpose of contract	General
Contract start date	01/08/2009
Contract end date	

18/19 Contracted general activity (UDA)	22,000
Carry forward general activity (UDA)	0
18/19 Contracted orthodontic activity (UOA)	0
Carry forward orthodontic activity (UOA)	0
Baseline contract value	£494,548.80

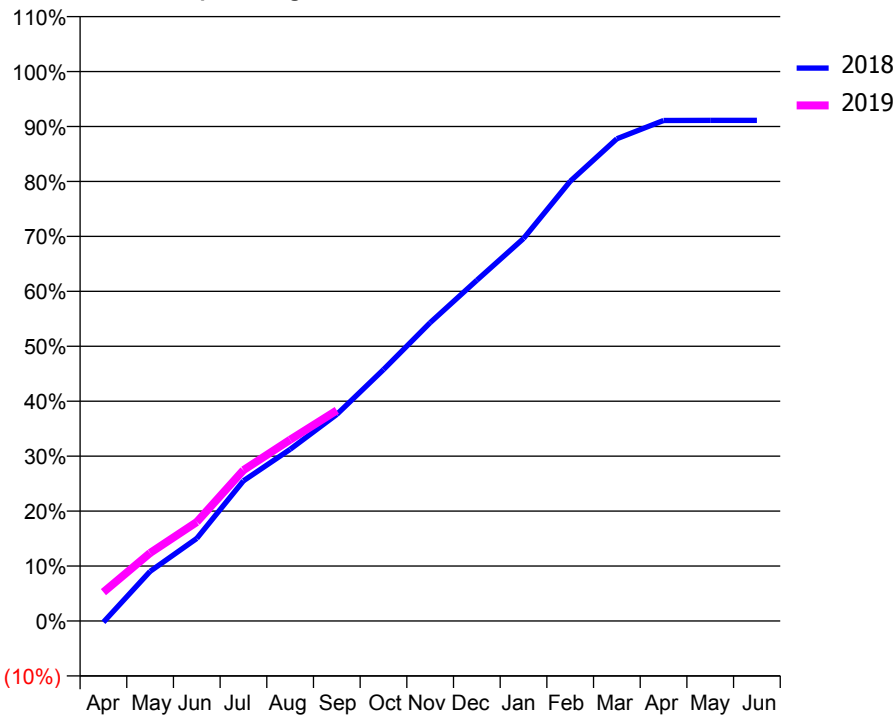
### ACCESS\*

Patients seen in 24 months	Total	Change since previous quarter
Quarter ending September 2017	7,815	
Quarter ending December 2017	7,877	→
Quarter ending March 2018	7,851	→
Quarter ending June 2018	7,797	→
Quarter ending September 2018	7,631	↓
<b>Variance since September 2017</b>	<b>(2.4%)</b>	<b>↓</b>



### ACTIVITY

Cumulative percentage of contracted UDA delivered 2018 & 2019



Month	Adjusted Scheduled Activity (UDA)	
	2018	2019
April	-50	1,155
May	1,991	2,724
June	3,305	3,966
July	5,616	6,041
August	6,875	7,258
September	8,273	8,430
October	10,068	
November	11,948	
December	13,642	
January	15,316	
February	17,606	
March	19,307	
April	20,040	
May	20,042	
June	20,042	

### QUALITY

	Quantity	Base Number	Contract	AT	Region	England
% of FP17s for the same patient ID Re-attending within 3 months - Children	101	1,431	7.1%	11.2%	11.1%	11.6%
% of FP17s for the same patient ID Re-attending within 3 months - Adults	512	3,698	13.8%	14.8%	15.3%	15.5%
% of FP17s for the same patient ID Re-attending between 3 & 9 months - Children	897	1,431	62.7%	58.6%	61.1%	58.8%
% of FP17s for the same patient ID Re-attending between 3 & 9 months - Adults	2,055	3,698	55.6%	49.3%	52.3%	51.1%
% of FP17s for Band 1 Urgent Courses	429	4,724	9.1%	9.7%	9.5%	9.0%
% of FP17s Relating to Free Repair or Replacements	41	4,724	0.9%	0.7%	0.7%	0.8%
% of FP17s Relating to Continuations	13	4,724	0.3%	0.6%	0.8%	0.9%
% of Patients satisfied with the dentistry they have received	10	11	90.9%	95.6%	93.6%	93.3%
% of Patients satisfied with the time they had to wait for an appointment	10	11	90.9%	88.8%	88.8%	88.9%

\* This is based on patients treated on this contract for their most recent course of treatment. Figures in italics indicate the base number of FP17s or Patient Questionnaire responses are less than 100. N/A is shown where the base number of responses is less than 10 during the period. % is calculated as Quantity/Base number\*100



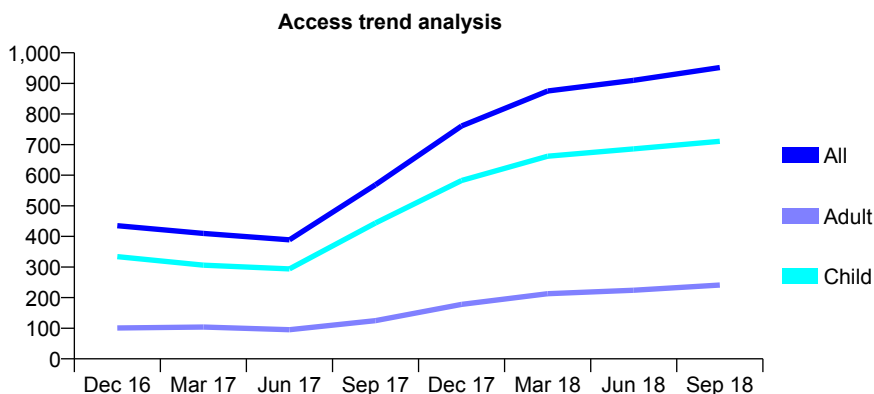
## Q69 - Vital Signs At a Glance Contract Report for 195057/0001 - September 2018

Name or company name	AM Dentalcare
Contract type name	GDS Contract
Purpose of contract	General
Contract start date	01/09/2011
Contract end date	

18/19 Contracted general activity (UDA)	2,712
Carry forward general activity (UDA)	6
18/19 Contracted orthodontic activity (UOA)	0
Carry forward orthodontic activity (UOA)	0
Baseline contract value	£64,893.54

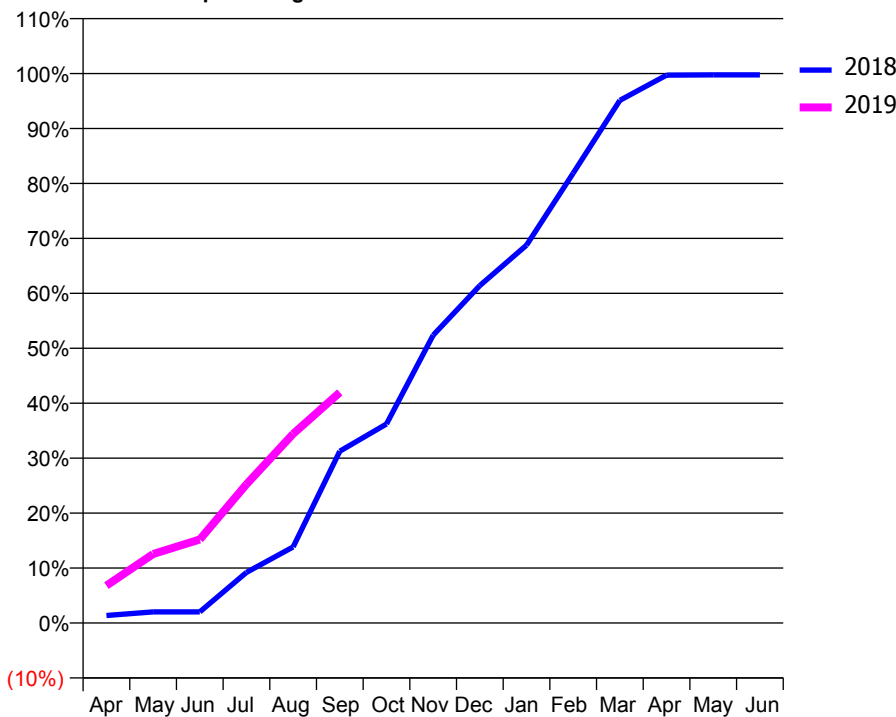
### ACCESS\*

Patients seen in 24 months	Total	Change since previous quarter
Quarter ending September 2017	569	
Quarter ending December 2017	761	↑
Quarter ending March 2018	875	↑
Quarter ending June 2018	910	↑
Quarter ending September 2018	952	↑
<b>Variance since September 2017</b>	<b>67.3%</b>	<b>↑</b>



### ACTIVITY

Cumulative percentage of contracted UDA delivered 2018 & 2019



Month	Adjusted Scheduled Activity (UDA)	
	2018	2019
April	33	184
May	49	341
June	49	412
July	224	685
August	336	934
September	759	1,138
October	879	
November	1,271	
December	1,490	
January	1,669	
February	1,987	
March	2,308	
April	2,420	
May	2,421	
June	2,421	

### QUALITY

	Quantity	Base Number	Contract	AT	Region	England
% of FP17s for the same patient ID Re-attending within 3 months - Children	21	505	4.2%	11.2%	11.1%	11.6%
% of FP17s for the same patient ID Re-attending within 3 months - Adults	36	153	23.5%	14.8%	15.3%	15.5%
% of FP17s for the same patient ID Re-attending between 3 & 9 months - Children	310	505	61.4%	58.6%	61.1%	58.8%
% of FP17s for the same patient ID Re-attending between 3 & 9 months - Adults	72	153	47.1%	49.3%	52.3%	51.1%
% of FP17s for Band 1 Urgent Courses	37	599	6.2%	9.7%	9.5%	9.0%
% of FP17s Relating to Free Repair or Replacements	2	599	0.3%	0.7%	0.7%	0.8%
% of FP17s Relating to Continuations	7	599	1.2%	0.6%	0.8%	0.9%
% of Patients satisfied with the dentistry they have received	0	0	N/A	95.6%	93.6%	93.3%
% of Patients satisfied with the time they had to wait for an appointment	0	0	N/A	88.8%	88.8%	88.9%

\* This is based on patients treated on this contract for their most recent course of treatment. Figures in italics indicate the base number of FP17s or Patient Questionnaire responses are less than 100. N/A is shown where the base number of responses is less than 10 during the period. % is calculated as Quantity/Base number\*100

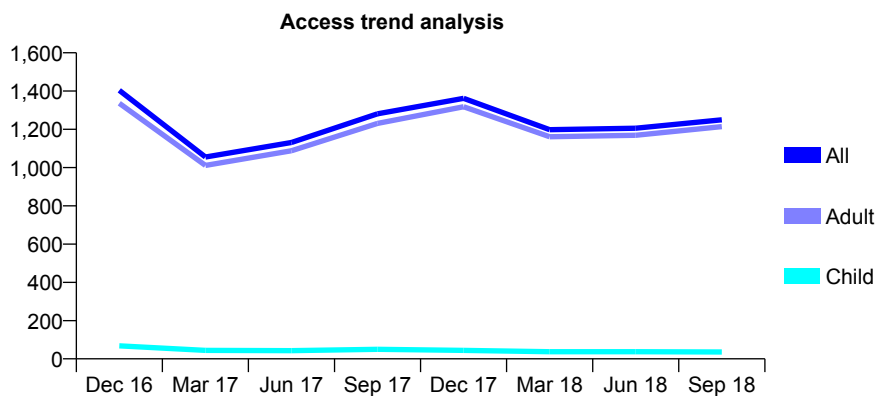
## Q69 - Vital Signs At a Glance Contract Report for 195472/0001 - September 2018

Name or company name	DA CLINICS LTD
Contract type name	GDS Contract
Purpose of contract	General
Contract start date	01/04/2008
Contract end date	

18/19 Contracted general activity (UDA)	5,053
Carry forward general activity (UDA)	183
18/19 Contracted orthodontic activity (UOA)	0
Carry forward orthodontic activity (UOA)	0
Baseline contract value	£103,821.51

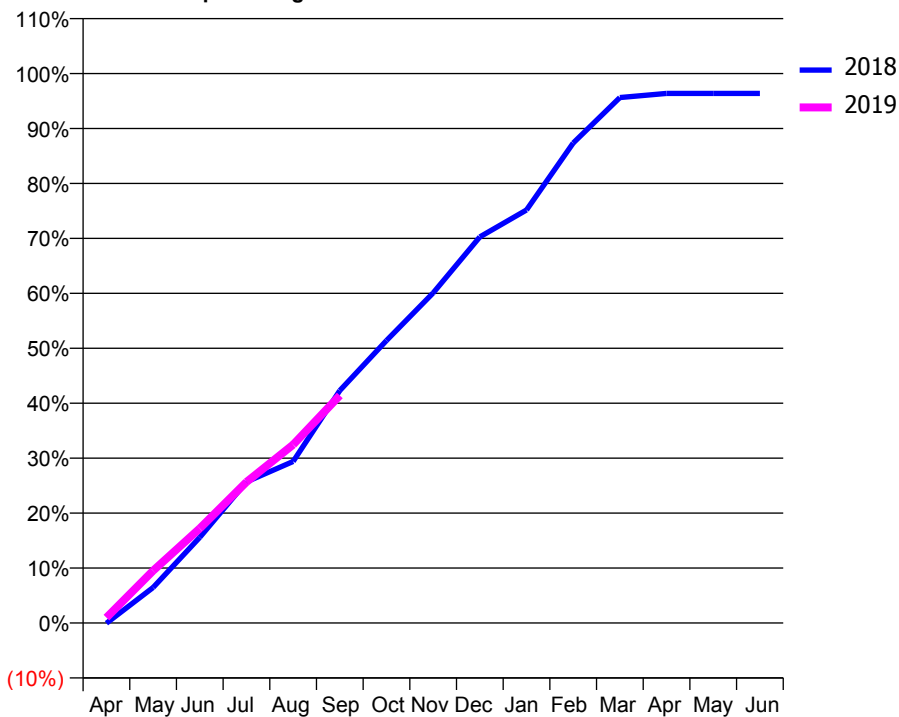
### ACCESS\*

Patients seen in 24 months	Total	Change since previous quarter
Quarter ending September 2017	1,281	
Quarter ending December 2017	1,362	↑
Quarter ending March 2018	1,198	↓
Quarter ending June 2018	1,206	→
Quarter ending September 2018	1,250	↑
<b>Variance since September 2017</b>	<b>(2.4%)</b>	<b>↓</b>



### ACTIVITY

Cumulative percentage of contracted UDA delivered 2018 & 2019



Month	Adjusted Scheduled Activity (UDA)	
	2018	2019
April	-4	50
May	326	481
June	788	870
July	1,298	1,297
August	1,486	1,641
September	2,137	2,093
October	2,597	
November	3,036	
December	3,551	
January	3,799	
February	4,414	
March	4,832	
April	4,870	
May	4,870	
June	4,870	

### QUALITY

	Quantity	Base Number	Contract	AT	Region	England
% of FP17s for the same patient ID Re-attending within 3 months - Children	0	32	0.0%	11.2%	11.1%	11.6%
% of FP17s for the same patient ID Re-attending within 3 months - Adults	139	1,191	11.7%	14.8%	15.3%	15.5%
% of FP17s for the same patient ID Re-attending between 3 & 9 months - Children	2	32	6.3%	58.6%	61.1%	58.8%
% of FP17s for the same patient ID Re-attending between 3 & 9 months - Adults	804	1,191	67.5%	49.3%	52.3%	51.1%
% of FP17s for Band 1 Urgent Courses	75	1,215	6.2%	9.7%	9.5%	9.0%
% of FP17s Relating to Free Repair or Replacements	7	1,215	0.6%	0.7%	0.7%	0.8%
% of FP17s Relating to Continuations	25	1,215	2.1%	0.6%	0.8%	0.9%
% of Patients satisfied with the dentistry they have received	1	1	N/A	95.6%	93.6%	93.3%
% of Patients satisfied with the time they had to wait for an appointment	1	1	N/A	88.8%	88.8%	88.9%

\* This is based on patients treated on this contract for their most recent course of treatment. Figures in italics indicate the base number of FP17s or Patient Questionnaire responses are less than 100. N/A is shown where the base number of responses is less than 10 during the period. % is calculated as Quantity/Base number\*100

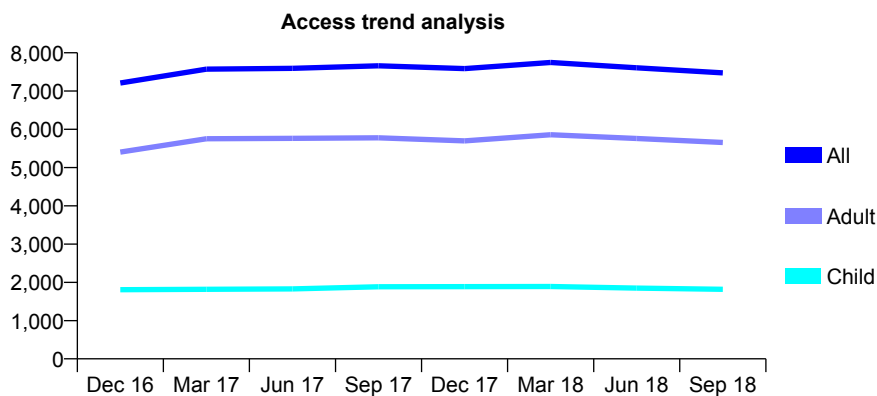
## Q69 - Vital Signs At a Glance Contract Report for 195472/0002 - September 2018

Name or company name	DA CLINICS LTD
Contract type name	GDS Contract
Purpose of contract	General
Contract start date	01/04/2008
Contract end date	

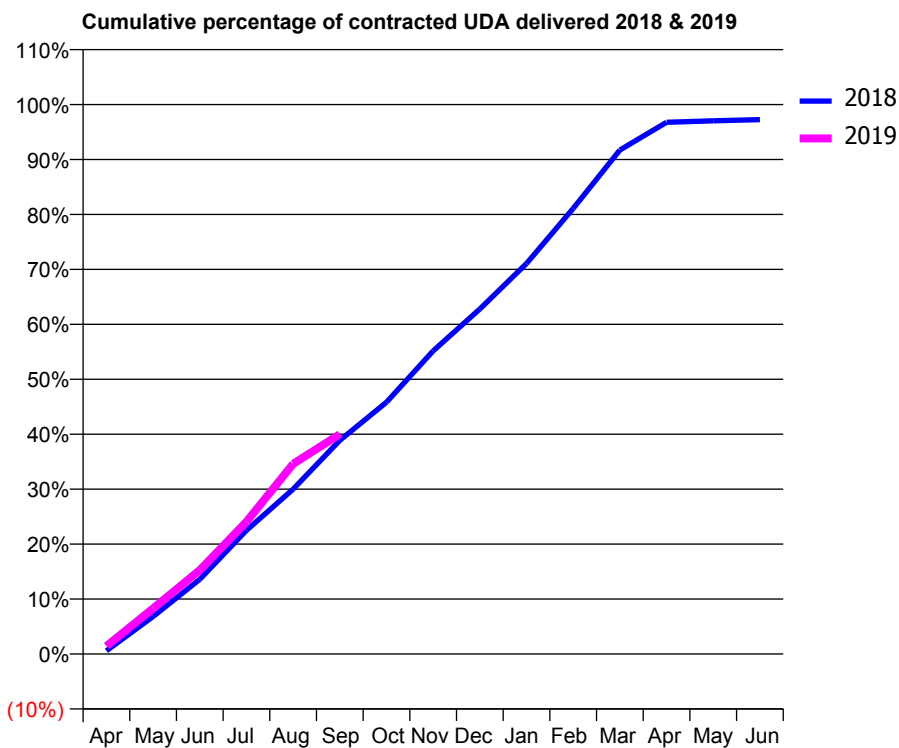
18/19 Contracted general activity (UDA)	22,660
Carry forward general activity (UDA)	621
18/19 Contracted orthodontic activity (UOA)	0
Carry forward orthodontic activity (UOA)	0
Baseline contract value	£550,886.02

### ACCESS\*

Patients seen in 24 months	Total	Change since previous quarter
Quarter ending September 2017	7,661	
Quarter ending December 2017	7,588	→
Quarter ending March 2018	7,748	↑
Quarter ending June 2018	7,609	↓
Quarter ending September 2018	7,475	↓
<b>Variance since September 2017</b>	<b>(2.4%)</b>	<b>↓</b>



### ACTIVITY



Month	Adjusted Scheduled Activity (UDA)	
	2018	2019
April	135	326
May	1,549	1,881
June	3,080	3,459
July	5,098	5,455
August	6,797	7,844
September	8,811	9,066
October	10,385	
November	12,499	
December	14,230	
January	16,105	
February	18,375	
March	20,781	
April	21,929	
May	21,986	
June	22,038	

### QUALITY

	Quantity	Base Number	Contract	AT	Region	England
% of FP17s for the same patient ID Re-attending within 3 months - Children	68	1,433	4.7%	11.2%	11.1%	11.6%
% of FP17s for the same patient ID Re-attending within 3 months - Adults	528	4,414	12.0%	14.8%	15.3%	15.5%
% of FP17s for the same patient ID Re-attending between 3 & 9 months - Children	1,028	1,433	71.7%	58.6%	61.1%	58.8%
% of FP17s for the same patient ID Re-attending between 3 & 9 months - Adults	3,043	4,414	68.9%	49.3%	52.3%	51.1%
% of FP17s for Band 1 Urgent Courses	268	5,261	5.1%	9.7%	9.5%	9.0%
% of FP17s Relating to Free Repair or Replacements	34	5,261	0.6%	0.7%	0.7%	0.8%
% of FP17s Relating to Continuations	36	5,261	0.7%	0.6%	0.8%	0.9%
% of Patients satisfied with the dentistry they have received	9	9	N/A	95.6%	93.6%	93.3%
% of Patients satisfied with the time they had to wait for an appointment	9	9	N/A	88.8%	88.8%	88.9%

\* This is based on patients treated on this contract for their most recent course of treatment. Figures in italics indicate the base number of FP17s or Patient Questionnaire responses are less than 100. N/A is shown where the base number of responses is less than 10 during the period. % is calculated as Quantity/Base number\*100

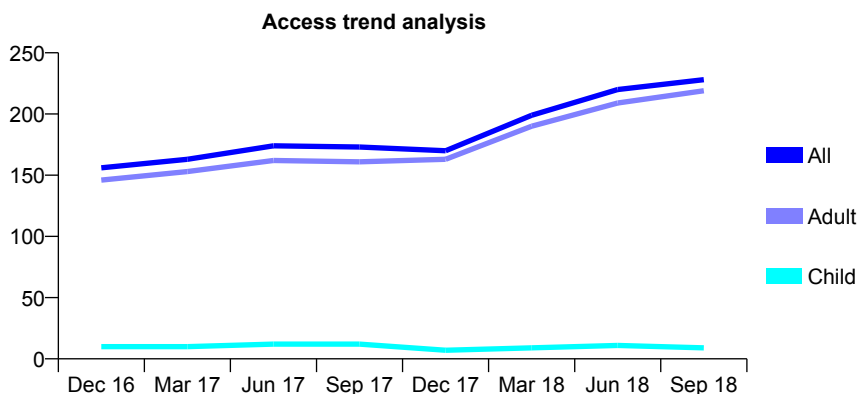
## Q69 - Vital Signs At a Glance Contract Report for 195472/0003 - September 2018

Name or company name	DA CLINICS LTD
Contract type name	PDS Contract
Purpose of contract	General
Contract start date	01/04/2008
Contract end date	31/03/2019

18/19 Contracted general activity (UDA)	1,204
Carry forward general activity (UDA)	0
18/19 Contracted orthodontic activity (UOA)	0
Carry forward orthodontic activity (UOA)	0
Baseline contract value	£53,532.27

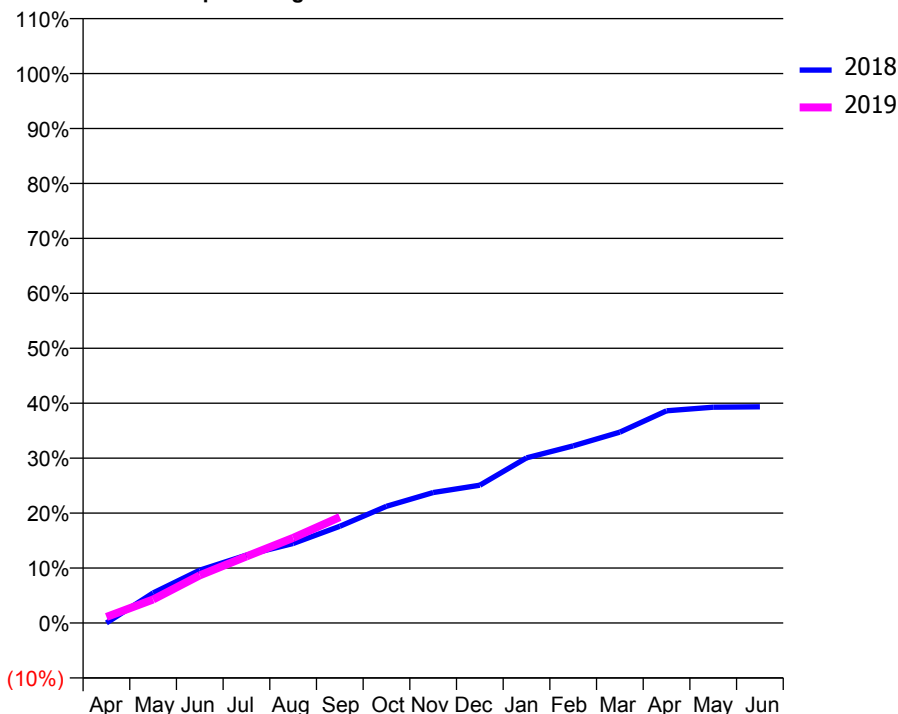
### ACCESS\*

Patients seen in 24 months	Total	Change since previous quarter
Quarter ending September 2017	173	
Quarter ending December 2017	170	↓
Quarter ending March 2018	199	↑
Quarter ending June 2018	220	↑
Quarter ending September 2018	228	↑
<b>Variance since September 2017</b>	<b>31.8%</b>	<b>↑</b>



### ACTIVITY

Cumulative percentage of contracted UDA delivered 2018 & 2019



Month	Adjusted Scheduled Activity (UDA)	
	2018	2019
April	0	13
May	66	52
June	116	104
July	149	146
August	174	187
September	212	232
October	256	
November	286	
December	302	
January	362	
February	388	
March	418	
April	465	
May	473	
June	474	

### QUALITY

	Quantity	Base Number	Contract	AT	Region	England
% of FP17s for the same patient ID Re-attending within 3 months - Children	0	21	0.0%	11.2%	11.1%	11.6%
% of FP17s for the same patient ID Re-attending within 3 months - Adults	1	199	0.5%	14.8%	15.3%	15.5%
% of FP17s for the same patient ID Re-attending between 3 & 9 months - Children	0	21	0.0%	58.6%	61.1%	58.8%
% of FP17s for the same patient ID Re-attending between 3 & 9 months - Adults	0	199	0.0%	49.3%	52.3%	51.1%
% of FP17s for Band 1 Urgent Courses	162	176	92.0%	9.7%	9.5%	9.0%
% of FP17s Relating to Free Repair or Replacements	0	176	0.0%	0.7%	0.7%	0.8%
% of FP17s Relating to Continuations	0	176	0.0%	0.6%	0.8%	0.9%
% of Patients satisfied with the dentistry they have received	0	0	N/A	95.6%	93.6%	93.3%
% of Patients satisfied with the time they had to wait for an appointment	0	0	N/A	88.8%	88.8%	88.9%

\* This is based on patients treated on this contract for their most recent course of treatment. Figures in italics indicate the base number of FP17s or Patient Questionnaire responses are less than 100. N/A is shown where the base number of responses is less than 10 during the period. % is calculated as Quantity/Base number\*100

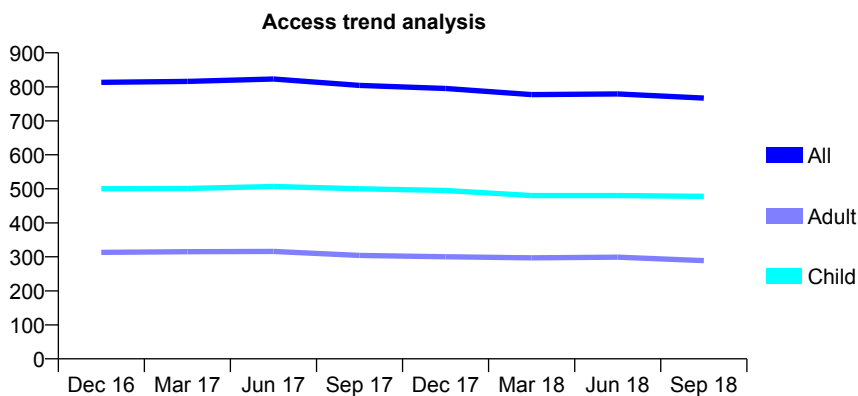
## Q69 - Vital Signs At a Glance Contract Report for 195537/0001 - September 2018

Name or company name	Charlbury Dental Practice
Contract type name	GDS Contract
Purpose of contract	General
Contract start date	01/09/2012
Contract end date	

18/19 Contracted general activity (UDA)	2,183
Carry forward general activity (UDA)	0
18/19 Contracted orthodontic activity (UOA)	0
Carry forward orthodontic activity (UOA)	0
Baseline contract value	£48,743.35

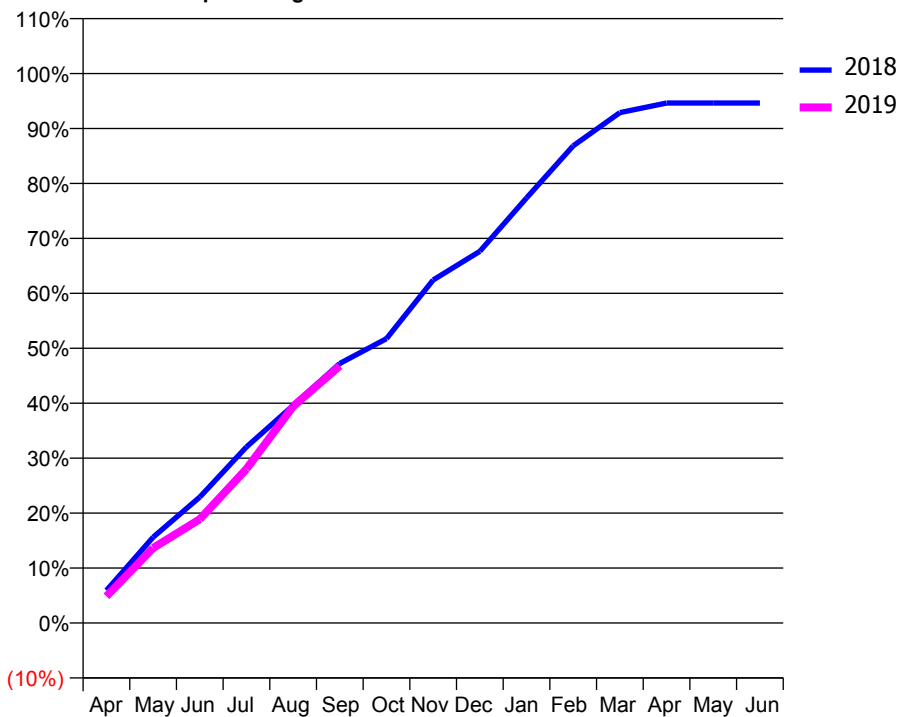
### ACCESS\*

Patients seen in 24 months	Total	Change since previous quarter
Quarter ending September 2017	804	
Quarter ending December 2017	795	↓
Quarter ending March 2018	777	↓
Quarter ending June 2018	779	→
Quarter ending September 2018	767	↓
<b>Variance since September 2017</b>	<b>(4.6%)</b>	<b>↓</b>



### ACTIVITY

Cumulative percentage of contracted UDA delivered 2018 & 2019



Adjusted Scheduled Activity (UDA)		
Month	2018	2019
April	129	106
May	341	298
June	500	413
July	699	612
August	864	861
September	1,031	1,022
October	1,130	
November	1,363	
December	1,477	
January	1,688	
February	1,896	
March	2,027	
April	2,066	
May	2,066	
June	2,066	

### QUALITY

	Quantity	Base Number	Contract	AT	Region	England
% of FP17s for the same patient ID Re-attending within 3 months - Children	56	472	11.9%	11.2%	11.1%	11.6%
% of FP17s for the same patient ID Re-attending within 3 months - Adults	36	210	17.1%	14.8%	15.3%	15.5%
% of FP17s for the same patient ID Re-attending between 3 & 9 months - Children	340	472	72.0%	58.6%	61.1%	58.8%
% of FP17s for the same patient ID Re-attending between 3 & 9 months - Adults	120	210	57.1%	49.3%	52.3%	51.1%
% of FP17s for Band 1 Urgent Courses	38	652	5.8%	9.7%	9.5%	9.0%
% of FP17s Relating to Free Repair or Replacements	0	652	0.0%	0.7%	0.7%	0.8%
% of FP17s Relating to Continuations	16	652	2.5%	0.6%	0.8%	0.9%
% of Patients satisfied with the dentistry they have received	0	0	N/A	95.6%	93.6%	93.3%
% of Patients satisfied with the time they had to wait for an appointment	0	0	N/A	88.8%	88.8%	88.9%

\* This is based on patients treated on this contract for their most recent course of treatment. Figures in italics indicate the base number of FP17s or Patient Questionnaire responses are less than 100. N/A is shown where the base number of responses is less than 10 during the period. % is calculated as Quantity/Base number\*100

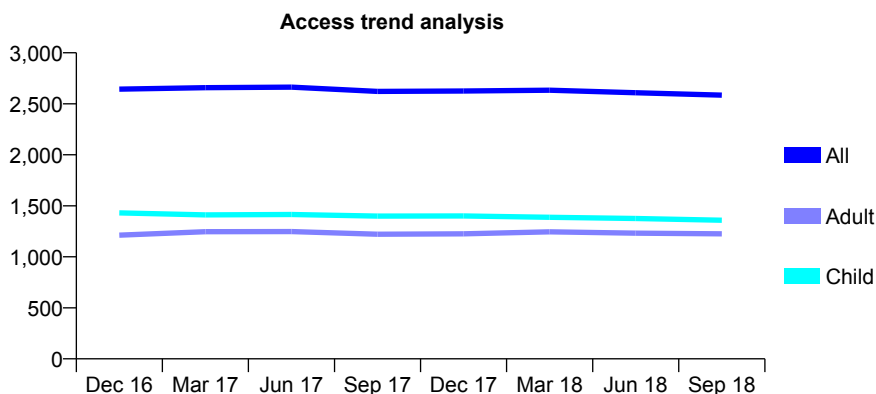
## Q69 - Vital Signs At a Glance Contract Report for 197807/0001 - September 2018

Name or company name	Linden Dental Surgery Ltd
Contract type name	GDS Contract
Purpose of contract	General
Contract start date	01/04/2008
Contract end date	

18/19 Contracted general activity (UDA)	5,007
Carry forward general activity (UDA)	-100
18/19 Contracted orthodontic activity (UOA)	0
Carry forward orthodontic activity (UOA)	0
Baseline contract value	£110,200.40

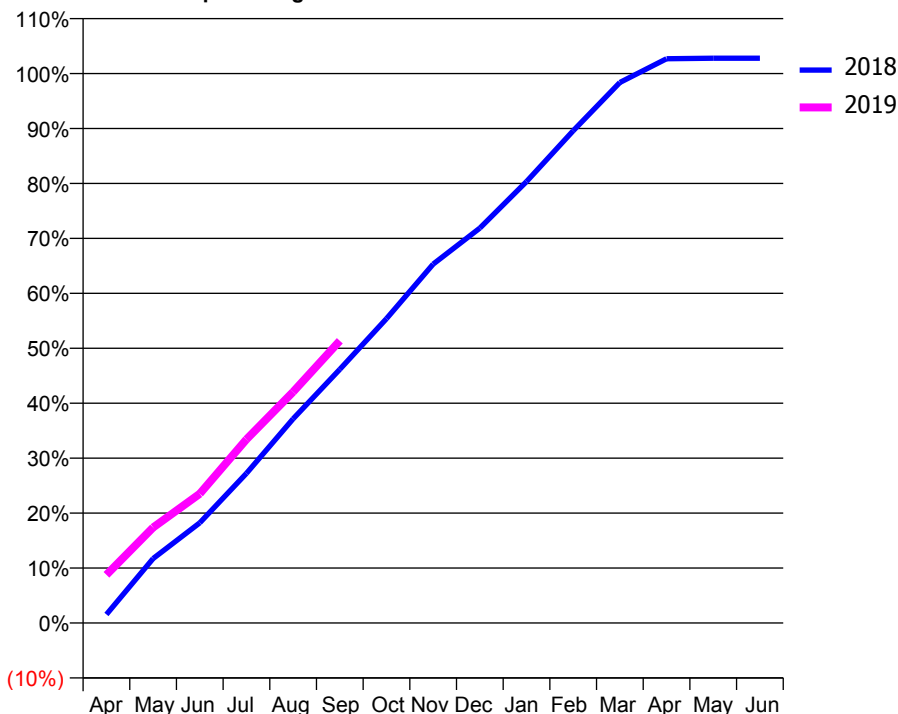
### ACCESS\*

Patients seen in 24 months	Total	Change since previous quarter
Quarter ending September 2017	2,621	
Quarter ending December 2017	2,626	→
Quarter ending March 2018	2,633	→
Quarter ending June 2018	2,608	→
Quarter ending September 2018	2,585	→
<b>Variance since September 2017</b>	<b>(1.4%)</b>	<b>↓</b>



### ACTIVITY

Cumulative percentage of contracted UDA delivered 2018 & 2019



Adjusted Scheduled Activity (UDA)

Month	2018	2019
April	78	439
May	587	870
June	913	1,178
July	1,364	1,673
August	1,861	2,106
September	2,312	2,571
October	2,773	
November	3,270	
December	3,598	
January	4,022	
February	4,485	
March	4,925	
April	5,141	
May	5,146	
June	5,146	

### QUALITY

	Quantity	Base Number	Contract	AT	Region	England
% of FP17s for the same patient ID Re-attending within 3 months - Children	75	995	7.5%	11.2%	11.1%	11.6%
% of FP17s for the same patient ID Re-attending within 3 months - Adults	77	643	12.0%	14.8%	15.3%	15.5%
% of FP17s for the same patient ID Re-attending between 3 & 9 months - Children	526	995	52.9%	58.6%	61.1%	58.8%
% of FP17s for the same patient ID Re-attending between 3 & 9 months - Adults	247	643	38.4%	49.3%	52.3%	51.1%
% of FP17s for Band 1 Urgent Courses	116	1,524	7.6%	9.7%	9.5%	9.0%
% of FP17s Relating to Free Repair or Replacements	1	1,524	0.1%	0.7%	0.7%	0.8%
% of FP17s Relating to Continuations	3	1,524	0.2%	0.6%	0.8%	0.9%
% of Patients satisfied with the dentistry they have received	0	0	N/A	95.6%	93.6%	93.3%
% of Patients satisfied with the time they had to wait for an appointment	0	0	N/A	88.8%	88.8%	88.9%

\* This is based on patients treated on this contract for their most recent course of treatment. Figures in italics indicate the base number of FP17s or Patient Questionnaire responses are less than 100. N/A is shown where the base number of responses is less than 10 during the period. % is calculated as Quantity/Base number\*100

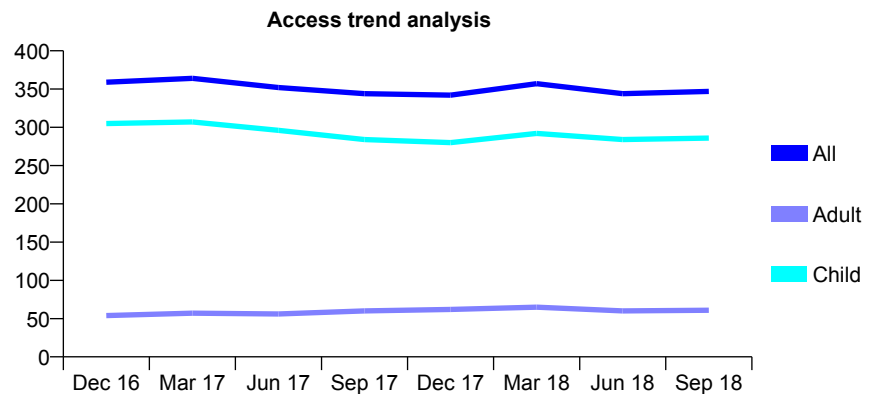
## Q69 - Vital Signs At a Glance Contract Report for 198161/0001 - September 2018

Name or company name	Babber, Khabra and Frankel
Contract type name	GDS Contract
Purpose of contract	General
Contract start date	01/05/2012
Contract end date	

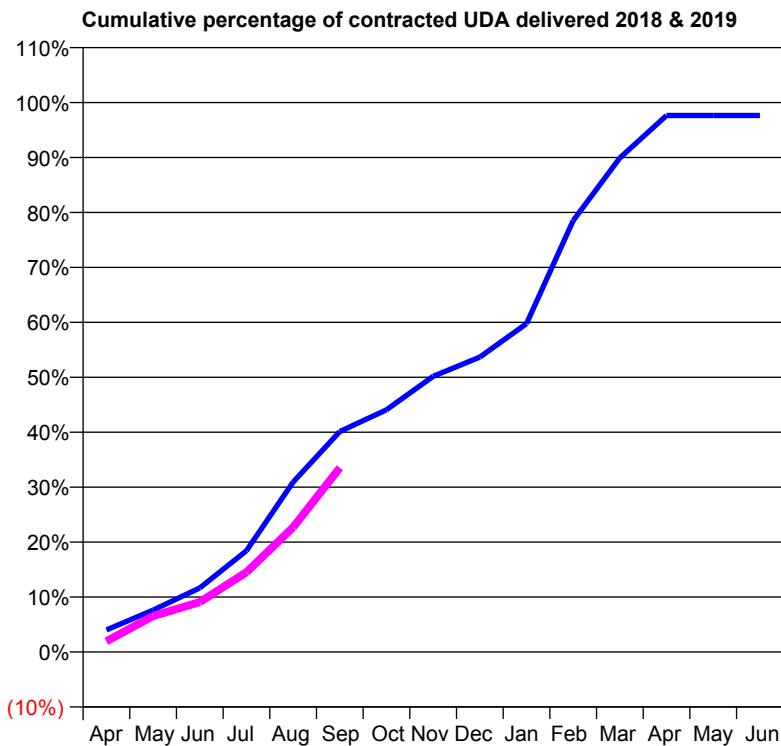
18/19 Contracted general activity (UDA)	870
Carry forward general activity (UDA)	20
18/19 Contracted orthodontic activity (UOA)	0
Carry forward orthodontic activity (UOA)	0
Baseline contract value	£21,217.65

### ACCESS\*

Patients seen in 24 months	Total	Change since previous quarter
Quarter ending September 2017	344	
Quarter ending December 2017	342	→
Quarter ending March 2018	357	↑
Quarter ending June 2018	344	↓
Quarter ending September 2018	347	→
<b>Variance since September 2017</b>	<b>0.9%</b>	<b>→</b>



### ACTIVITY



Adjusted Scheduled Activity (UDA)		
Month	2018	2019
April	35	17
May	66	57
June	101	79
July	160	126
August	269	198
September	349	292
October	384	
November	437	
December	467	
January	520	
February	683	
March	782	
April	849	
May	849	
June	849	

### QUALITY

	Quantity	Base Number	Contract	AT	Region	England
% of FP17s for the same patient ID Re-attending within 3 months - Children	10	180	5.6%	11.2%	11.1%	11.6%
% of FP17s for the same patient ID Re-attending within 3 months - Adults	0	26	0.0%	14.8%	15.3%	15.5%
% of FP17s for the same patient ID Re-attending between 3 & 9 months - Children	104	180	57.8%	58.6%	61.1%	58.8%
% of FP17s for the same patient ID Re-attending between 3 & 9 months - Adults	12	26	46.2%	49.3%	52.3%	51.1%
% of FP17s for Band 1 Urgent Courses	3	177	1.7%	9.7%	9.5%	9.0%
% of FP17s Relating to Free Repair or Replacements	0	177	0.0%	0.7%	0.7%	0.8%
% of FP17s Relating to Continuations	0	177	0.0%	0.6%	0.8%	0.9%
% of Patients satisfied with the dentistry they have received	0	0	N/A	95.6%	93.6%	93.3%
% of Patients satisfied with the time they had to wait for an appointment	0	0	N/A	88.8%	88.8%	88.9%

\* This is based on patients treated on this contract for their most recent course of treatment. Figures in italics indicate the base number of FP17s or Patient Questionnaire responses are less than 100. N/A is shown where the base number of responses is less than 10 during the period. % is calculated as Quantity/Base number\*100



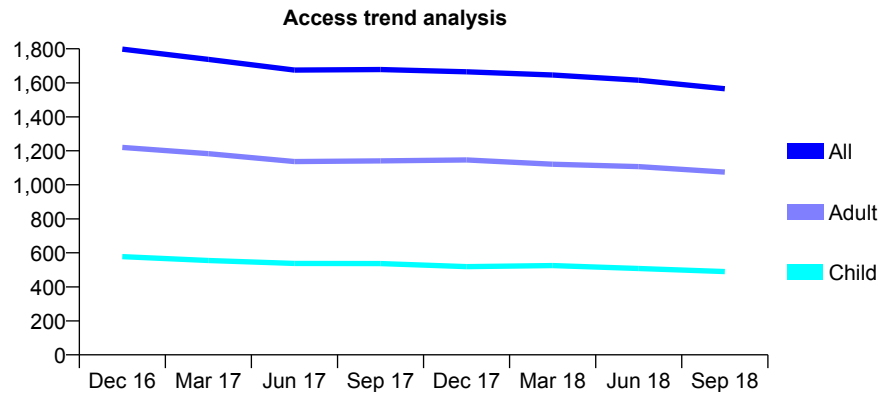
## Q69 - Vital Signs At a Glance Contract Report for 198277/0001 - September 2018

Name or company name	IMOGEN DENTAL LTD
Contract type name	GDS Contract
Purpose of contract	General
Contract start date	01/09/2013
Contract end date	

18/19 Contracted general activity (UDA)	3,994
Carry forward general activity (UDA)	-1
18/19 Contracted orthodontic activity (UOA)	0
Carry forward orthodontic activity (UOA)	0
Baseline contract value	£98,722.05

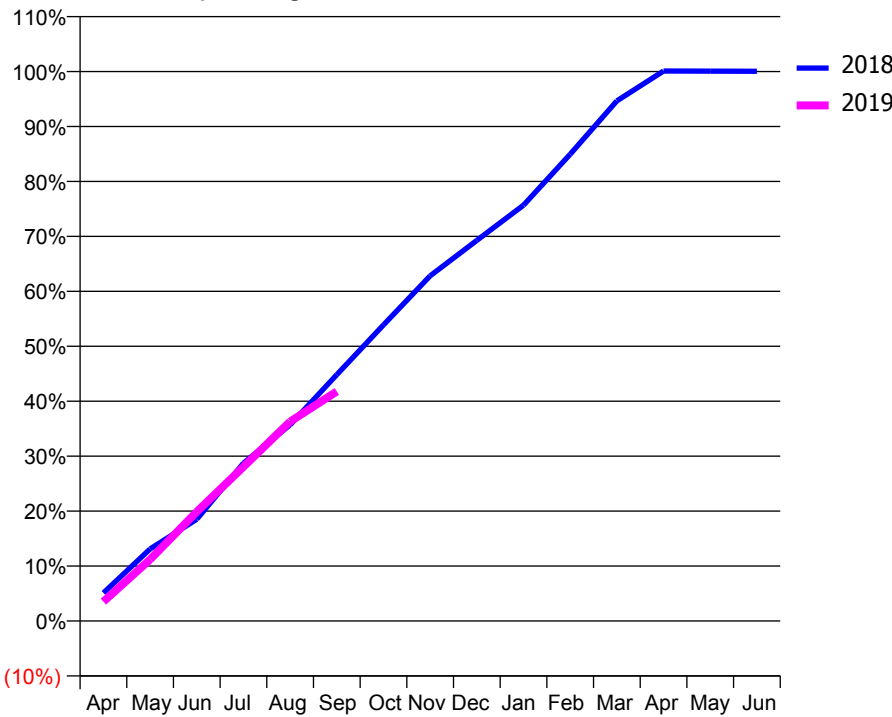
### ACCESS\*

Patients seen in 24 months	Total	Change since previous quarter
Quarter ending September 2017	1,678	
Quarter ending December 2017	1,665	→
Quarter ending March 2018	1,646	↓
Quarter ending June 2018	1,615	↓
Quarter ending September 2018	1,565	↓
<b>Variance since September 2017</b>	<b>(6.7%)</b>	<b>↓</b>



### ACTIVITY

Cumulative percentage of contracted UDA delivered 2018 & 2019



Adjusted Scheduled Activity (UDA)		
Month	2018	2019
April	204	141
May	524	447
June	740	794
July	1,147	1,121
August	1,427	1,450
September	1,791	1,668
October	2,152	
November	2,509	
December	2,767	
January	3,023	
February	3,393	
March	3,781	
April	3,998	
May	3,997	
June	3,996	

### QUALITY

	Quantity	Base Number	Contract	AT	Region	England
% of FP17s for the same patient ID Re-attending within 3 months - Children	18	417	4.3%	11.2%	11.1%	11.6%
% of FP17s for the same patient ID Re-attending within 3 months - Adults	75	719	10.4%	14.8%	15.3%	15.5%
% of FP17s for the same patient ID Re-attending between 3 & 9 months - Children	327	417	78.4%	58.6%	61.1%	58.8%
% of FP17s for the same patient ID Re-attending between 3 & 9 months - Adults	386	719	53.7%	49.3%	52.3%	51.1%
% of FP17s for Band 1 Urgent Courses	67	1,033	6.5%	9.7%	9.5%	9.0%
% of FP17s Relating to Free Repair or Replacements	6	1,033	0.6%	0.7%	0.7%	0.8%
% of FP17s Relating to Continuations	3	1,033	0.3%	0.6%	0.8%	0.9%
% of Patients satisfied with the dentistry they have received	1	1	N/A	95.6%	93.6%	93.3%
% of Patients satisfied with the time they had to wait for an appointment	1	1	N/A	88.8%	88.8%	88.9%

\* This is based on patients treated on this contract for their most recent course of treatment. Figures in italics indicate the base number of FP17s or Patient Questionnaire responses are less than 100. N/A is shown where the base number of responses is less than 10 during the period. % is calculated as Quantity/Base number\*100

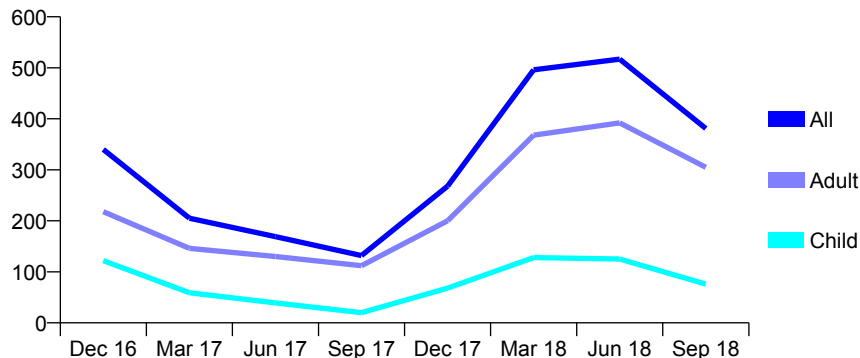
## Q69 - Vital Signs At a Glance Contract Report for 198609/0001 - September 2018

Name or company name	Cornhill Dental Centre Practice Partnership
Contract type name	GDS Contract
Purpose of contract	General
Contract start date	23/06/2014
Contract end date	

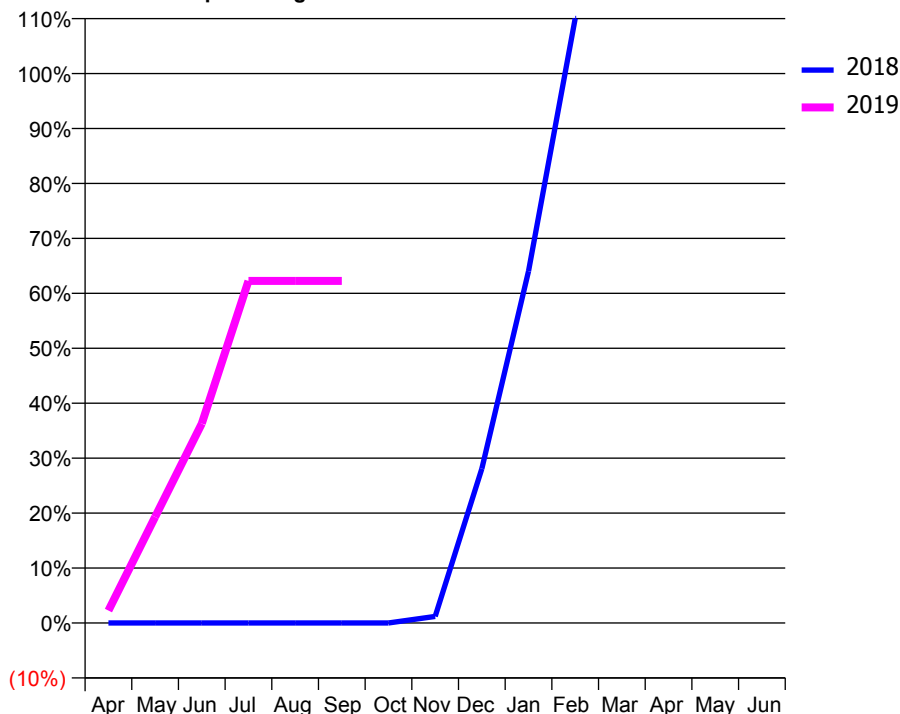
18/19 Contracted general activity (UDA)	796
Carry forward general activity (UDA)	-15
18/19 Contracted orthodontic activity (UOA)	0
Carry forward orthodontic activity (UOA)	0
Baseline contract value	£15,801.22

### ACCESS\*

Patients seen in 24 months	Total	Change since previous quarter
Quarter ending September 2017	132	
Quarter ending December 2017	268	↑
Quarter ending March 2018	496	↑
Quarter ending June 2018	517	↑
Quarter ending September 2018	381	↓
<b>Variance since September 2017</b>	<b>188.6%</b>	<b>↑</b>

**Access trend analysis**


### ACTIVITY

**Cumulative percentage of contracted UDA delivered 2018 & 2019**

**Adjusted Scheduled Activity (UDA)**

Month	2018	2019
April	0	18
May	0	154
June	0	289
July	0	496
August	0	496
September	0	496
October	0	
November	10	
December	224	
January	510	
February	876	
March	1,016	
April	1,015	
May	1,012	
June	1,011	

### QUALITY

	Quantity	Base Number	Contract	AT	Region	England
% of FP17s for the same patient ID Re-attending within 3 months - Children	5	52	9.6%	11.2%	11.1%	11.6%
% of FP17s for the same patient ID Re-attending within 3 months - Adults	5	130	3.8%	14.8%	15.3%	15.5%
% of FP17s for the same patient ID Re-attending between 3 & 9 months - Children	18	52	34.6%	58.6%	61.1%	58.8%
% of FP17s for the same patient ID Re-attending between 3 & 9 months - Adults	24	130	18.5%	49.3%	52.3%	51.1%
% of FP17s for Band 1 Urgent Courses	18	186	9.7%	9.7%	9.5%	9.0%
% of FP17s Relating to Free Repair or Replacements	0	186	0.0%	0.7%	0.7%	0.8%
% of FP17s Relating to Continuations	0	186	0.0%	0.6%	0.8%	0.9%
% of Patients satisfied with the dentistry they have received	0	0	N/A	95.6%	93.6%	93.3%
% of Patients satisfied with the time they had to wait for an appointment	0	0	N/A	88.8%	88.8%	88.9%

\* This is based on patients treated on this contract for their most recent course of treatment. Figures in italics indicate the base number of FP17s or Patient Questionnaire responses are less than 100. N/A is shown where the base number of responses is less than 10 during the period. % is calculated as Quantity/Base number\*100

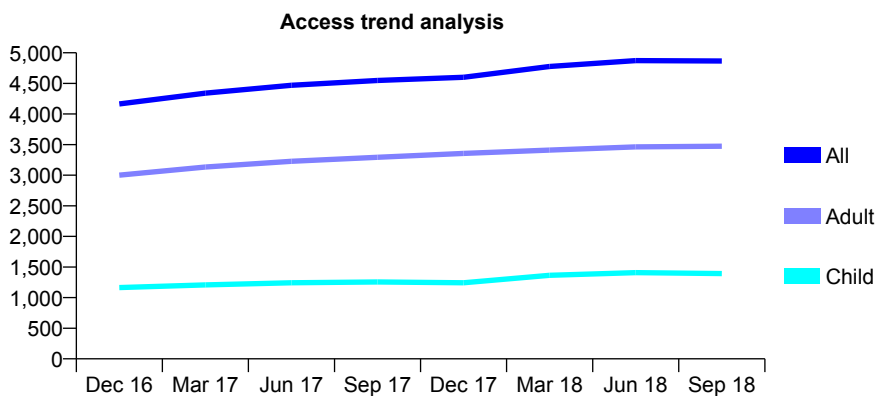
## Q69 - Vital Signs At a Glance Contract Report for 198757/0001 - September 2018

Name or company name	Valley DC Ltd
Contract type name	GDS Contract
Purpose of contract	General
Contract start date	01/09/2008
Contract end date	

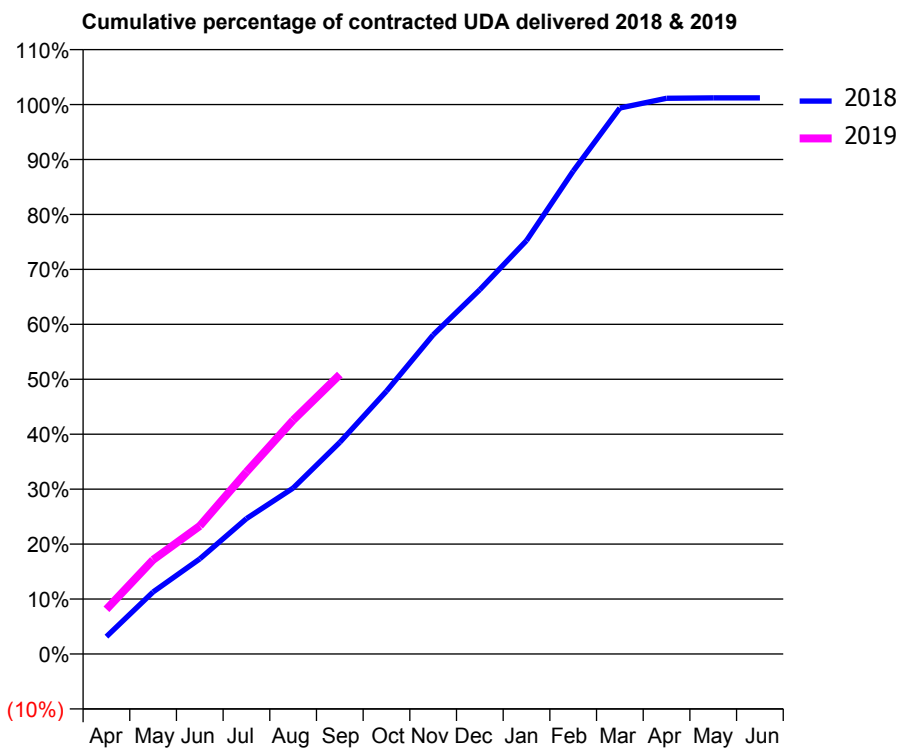
18/19 Contracted general activity (UDA)	15,824
Carry forward general activity (UDA)	-189
18/19 Contracted orthodontic activity (UOA)	0
Carry forward orthodontic activity (UOA)	0
Baseline contract value	£462,293.06

### ACCESS\*

Patients seen in 24 months	Total	Change since previous quarter
Quarter ending September 2017	4,549	
Quarter ending December 2017	4,600	→
Quarter ending March 2018	4,776	↑
Quarter ending June 2018	4,872	↑
Quarter ending September 2018	4,866	→
<b>Variance since September 2017</b>	<b>7.0%</b>	<b>↑</b>



### ACTIVITY



Month	Adjusted Scheduled Activity (UDA)	
	2018	2019
April	502	1,289
May	1,787	2,713
June	2,740	3,687
July	3,899	5,245
August	4,778	6,735
September	6,094	8,046
October	7,571	
November	9,189	
December	10,491	
January	11,906	
February	13,906	
March	15,723	
April	16,001	
May	16,013	
June	16,013	

### QUALITY

	Quantity	Base Number	Contract	AT	Region	England
% of FP17s for the same patient ID Re-attending within 3 months - Children	163	1,240	13.1%	11.2%	11.1%	11.6%
% of FP17s for the same patient ID Re-attending within 3 months - Adults	733	2,697	27.2%	14.8%	15.3%	15.5%
% of FP17s for the same patient ID Re-attending between 3 & 9 months - Children	717	1,240	57.8%	58.6%	61.1%	58.8%
% of FP17s for the same patient ID Re-attending between 3 & 9 months - Adults	1,244	2,697	46.1%	49.3%	52.3%	51.1%
% of FP17s for Band 1 Urgent Courses	229	3,097	7.4%	9.7%	9.5%	9.0%
% of FP17s Relating to Free Repair or Replacements	91	3,097	2.9%	0.7%	0.7%	0.8%
% of FP17s Relating to Continuations	154	3,097	5.0%	0.6%	0.8%	0.9%
% of Patients satisfied with the dentistry they have received	2	2	N/A	95.6%	93.6%	93.3%
% of Patients satisfied with the time they had to wait for an appointment	2	2	N/A	88.8%	88.8%	88.9%

\* This is based on patients treated on this contract for their most recent course of treatment. Figures in italics indicate the base number of FP17s or Patient Questionnaire responses are less than 100. N/A is shown where the base number of responses is less than 10 during the period. % is calculated as Quantity/Base number\*100

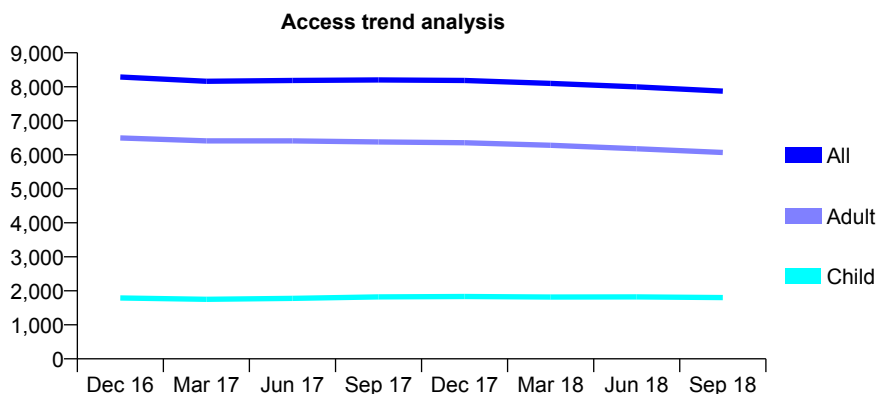
## Q69 - Vital Signs At a Glance Contract Report for 199974/0001 - September 2018

Name or company name	Dhami Dental Surgeons Ltd
Contract type name	GDS Contract
Purpose of contract	General
Contract start date	01/10/2007
Contract end date	

18/19 Contracted general activity (UDA)	18,199
Carry forward general activity (UDA)	-359
18/19 Contracted orthodontic activity (UOA)	0
Carry forward orthodontic activity (UOA)	0
Baseline contract value	£435,222.11

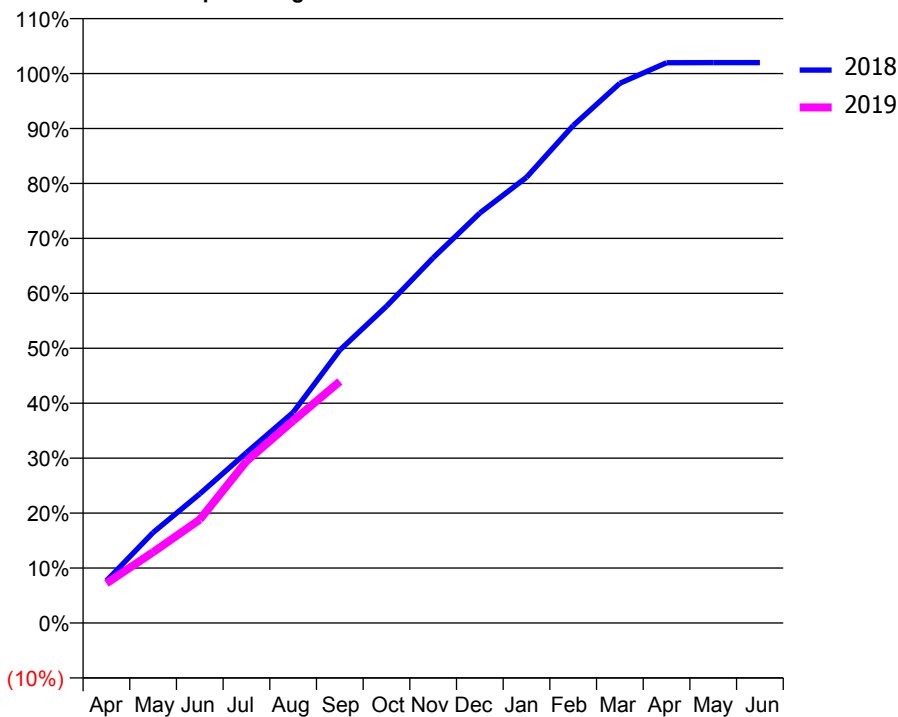
### ACCESS\*

Patients seen in 24 months	Total	Change since previous quarter
Quarter ending September 2017	8,200	
Quarter ending December 2017	8,187	→
Quarter ending March 2018	8,099	↓
Quarter ending June 2018	7,999	↓
Quarter ending September 2018	7,872	↓
<b>Variance since September 2017</b>	<b>(4.0%)</b>	<b>↓</b>



### ACTIVITY

Cumulative percentage of contracted UDA delivered 2018 & 2019



Adjusted Scheduled Activity (UDA)

Month	2018	2019
April	1,397	1,313
May	2,996	2,347
June	4,276	3,427
July	5,644	5,358
August	6,975	6,697
September	9,036	8,000
October	10,492	
November	12,092	
December	13,577	
January	14,761	
February	16,474	
March	17,877	
April	18,554	
May	18,559	
June	18,559	

### QUALITY

	Quantity	Base Number	Contract	AT	Region	England
% of FP17s for the same patient ID Re-attending within 3 months - Children	48	1,236	3.9%	11.2%	11.1%	11.6%
% of FP17s for the same patient ID Re-attending within 3 months - Adults	396	3,398	11.7%	14.8%	15.3%	15.5%
% of FP17s for the same patient ID Re-attending between 3 & 9 months - Children	744	1,236	60.2%	58.6%	61.1%	58.8%
% of FP17s for the same patient ID Re-attending between 3 & 9 months - Adults	1,476	3,398	43.4%	49.3%	52.3%	51.1%
% of FP17s for Band 1 Urgent Courses	488	4,286	11.4%	9.7%	9.5%	9.0%
% of FP17s Relating to Free Repair or Replacements	16	4,286	0.4%	0.7%	0.7%	0.8%
% of FP17s Relating to Continuations	11	4,286	0.3%	0.6%	0.8%	0.9%
% of Patients satisfied with the dentistry they have received	4	4	N/A	95.6%	93.6%	93.3%
% of Patients satisfied with the time they had to wait for an appointment	4	4	N/A	88.8%	88.8%	88.9%

\* This is based on patients treated on this contract for their most recent course of treatment. Figures in italics indicate the base number of FP17s or Patient Questionnaire responses are less than 100. N/A is shown where the base number of responses is less than 10 during the period. % is calculated as Quantity/Base number\*100

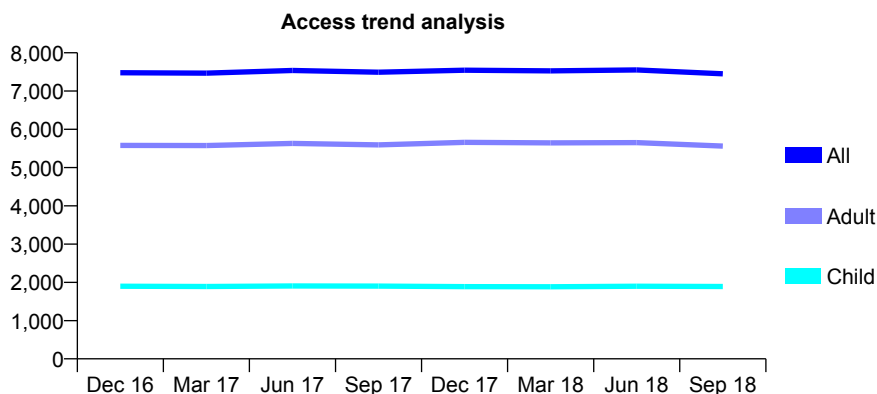
## Q69 - Vital Signs At a Glance Contract Report for 210226/0002 - September 2018

Name or company name	MR R RATTAN
Contract type name	GDS Contract
Purpose of contract	General
Contract start date	01/04/2006
Contract end date	

18/19 Contracted general activity (UDA)	22,000
Carry forward general activity (UDA)	869
18/19 Contracted orthodontic activity (UOA)	0
Carry forward orthodontic activity (UOA)	0
Baseline contract value	£615,563.79

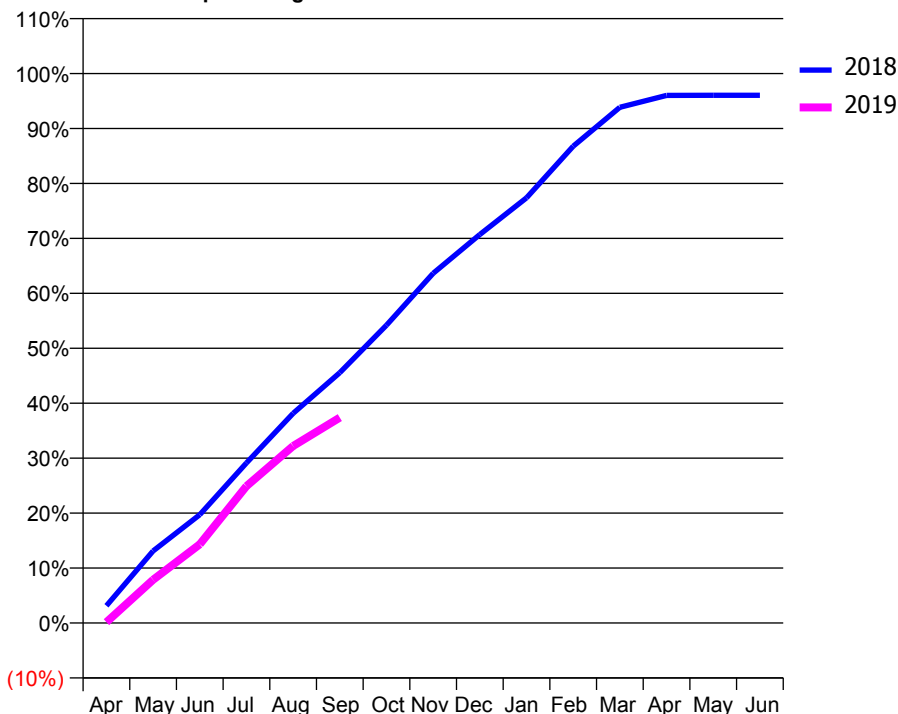
### ACCESS\*

Patients seen in 24 months	Total	Change since previous quarter
Quarter ending September 2017	7,492	
Quarter ending December 2017	7,546	→
Quarter ending March 2018	7,529	→
Quarter ending June 2018	7,551	→
Quarter ending September 2018	7,452	↓
<b>Variance since September 2017</b>	<b>(0.5%)</b>	→



### ACTIVITY

Cumulative percentage of contracted UDA delivered 2018 & 2019



Month	Adjusted Scheduled Activity (UDA)	
	2018	2019
April	690	36
May	2,888	1,730
June	4,338	3,154
July	6,410	5,482
August	8,393	7,088
September	10,021	8,222
October	11,926	
November	14,003	
December	15,552	
January	17,024	
February	19,090	
March	20,645	
April	21,123	
May	21,130	
June	21,130	

### QUALITY

	Quantity	Base Number	Contract	AT	Region	England
% of FP17s for the same patient ID Re-attending within 3 months - Children	126	1,486	8.5%	11.2%	11.1%	11.6%
% of FP17s for the same patient ID Re-attending within 3 months - Adults	540	3,664	14.7%	14.8%	15.3%	15.5%
% of FP17s for the same patient ID Re-attending between 3 & 9 months - Children	978	1,486	65.8%	58.6%	61.1%	58.8%
% of FP17s for the same patient ID Re-attending between 3 & 9 months - Adults	2,049	3,664	55.9%	49.3%	52.3%	51.1%
% of FP17s for Band 1 Urgent Courses	485	4,917	9.9%	9.7%	9.5%	9.0%
% of FP17s Relating to Free Repair or Replacements	15	4,917	0.3%	0.7%	0.7%	0.8%
% of FP17s Relating to Continuations	121	4,917	2.5%	0.6%	0.8%	0.9%
% of Patients satisfied with the dentistry they have received	5	5	N/A	95.6%	93.6%	93.3%
% of Patients satisfied with the time they had to wait for an appointment	5	5	N/A	88.8%	88.8%	88.9%

\* This is based on patients treated on this contract for their most recent course of treatment. Figures in italics indicate the base number of FP17s or Patient Questionnaire responses are less than 100. N/A is shown where the base number of responses is less than 10 during the period. % is calculated as Quantity/Base number\*100

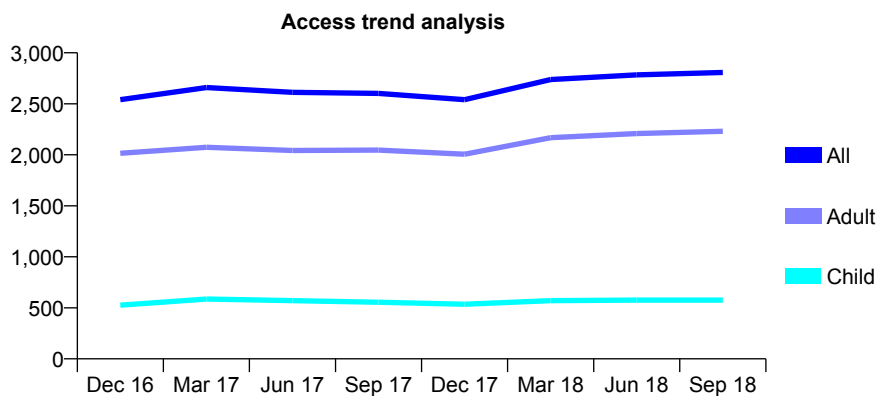
## Q69 - Vital Signs At a Glance Contract Report for 217352/0001 - September 2018

Name or company name	Carling Dental Practice
Contract type name	GDS Contract
Purpose of contract	General
Contract start date	01/04/2006
Contract end date	

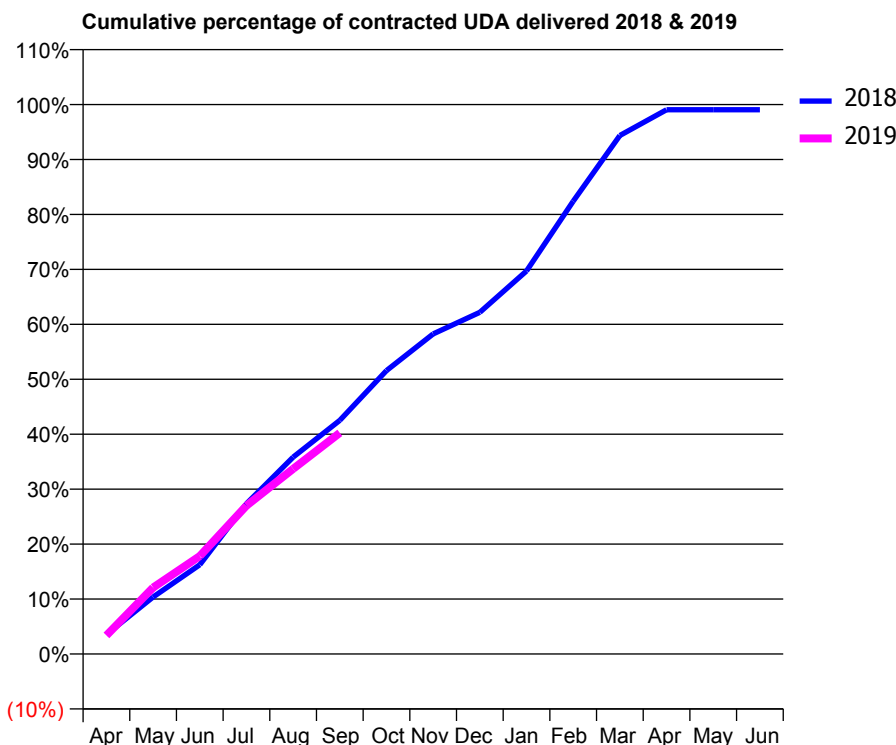
18/19 Contracted general activity (UDA)	7,354
Carry forward general activity (UDA)	70
18/19 Contracted orthodontic activity (UOA)	0
Carry forward orthodontic activity (UOA)	0
Baseline contract value	£213,337.07

### ACCESS\*

Patients seen in 24 months	Total	Change since previous quarter
Quarter ending September 2017	2,602	
Quarter ending December 2017	2,541	↓
Quarter ending March 2018	2,738	↑
Quarter ending June 2018	2,784	→
Quarter ending September 2018	2,807	→
<b>Variance since September 2017</b>	<b>7.9%</b>	<b>↑</b>



### ACTIVITY



Month	Adjusted Scheduled Activity (UDA)	
	2018	2019
April	262	250
May	764	890
June	1,194	1,310
July	2,012	1,985
August	2,635	2,478
September	3,127	2,960
October	3,794	
November	4,283	
December	4,573	
January	5,126	
February	6,060	
March	6,940	
April	7,285	
May	7,284	
June	7,284	

### QUALITY

	Quantity	Base Number	Contract	AT	Region	England
% of FP17s for the same patient ID Re-attending within 3 months - Children	21	384	5.5%	11.2%	11.1%	11.6%
% of FP17s for the same patient ID Re-attending within 3 months - Adults	160	1,343	11.9%	14.8%	15.3%	15.5%
% of FP17s for the same patient ID Re-attending between 3 & 9 months - Children	154	384	40.1%	58.6%	61.1%	58.8%
% of FP17s for the same patient ID Re-attending between 3 & 9 months - Adults	522	1,343	38.9%	49.3%	52.3%	51.1%
% of FP17s for Band 1 Urgent Courses	249	1,552	16.0%	9.7%	9.5%	9.0%
% of FP17s Relating to Free Repair or Replacements	16	1,552	1.0%	0.7%	0.7%	0.8%
% of FP17s Relating to Continuations	1	1,552	0.1%	0.6%	0.8%	0.9%
% of Patients satisfied with the dentistry they have received	1	1	N/A	95.6%	93.6%	93.3%
% of Patients satisfied with the time they had to wait for an appointment	1	1	N/A	88.8%	88.8%	88.9%

\* This is based on patients treated on this contract for their most recent course of treatment. Figures in italics indicate the base number of FP17s or Patient Questionnaire responses are less than 100. N/A is shown where the base number of responses is less than 10 during the period. % is calculated as Quantity/Base number\*100

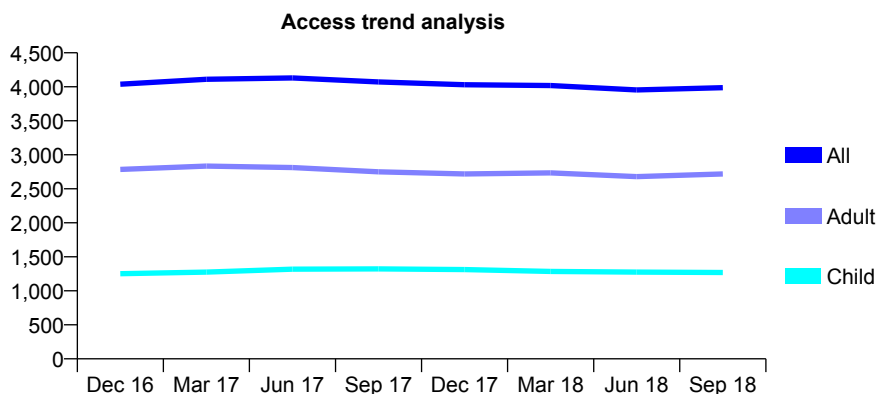
## Q69 - Vital Signs At a Glance Contract Report for 220248/0001 - September 2018

Name or company name	MR MK SULEIMAN
Contract type name	GDS Contract
Purpose of contract	General
Contract start date	01/04/2006
Contract end date	

18/19 Contracted general activity (UDA)	7,313
Carry forward general activity (UDA)	0
18/19 Contracted orthodontic activity (UOA)	0
Carry forward orthodontic activity (UOA)	0
Baseline contract value	£160,707.60

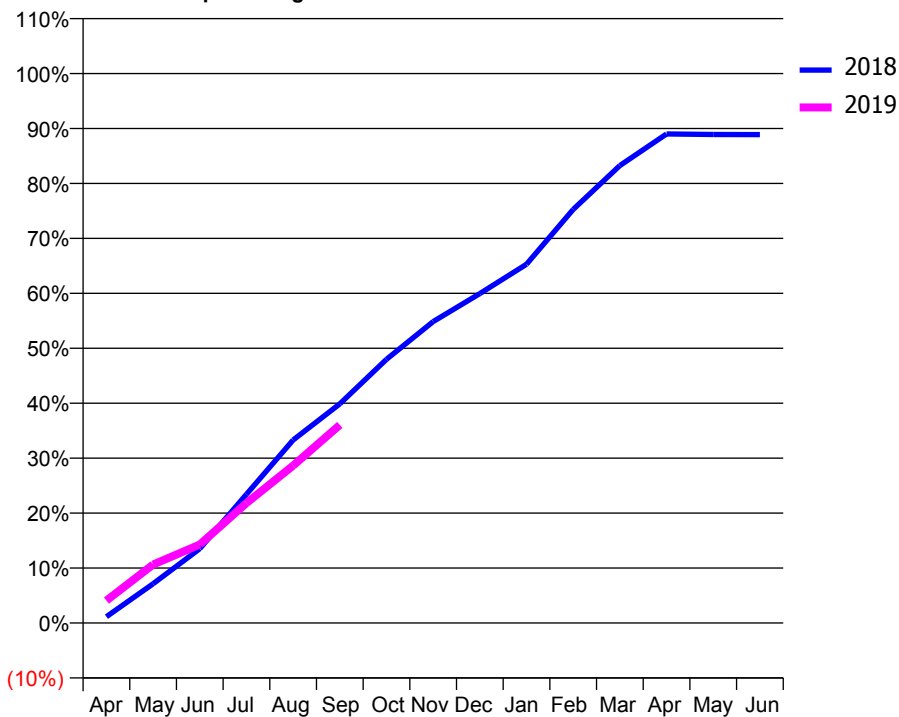
### ACCESS\*

Patients seen in 24 months	Total	Change since previous quarter
Quarter ending September 2017	4,072	
Quarter ending December 2017	4,030	↓
Quarter ending March 2018	4,019	→
Quarter ending June 2018	3,954	↓
Quarter ending September 2018	3,987	→
<b>Variance since September 2017</b>	<b>(2.1%)</b>	<b>↓</b>



### ACTIVITY

**Cumulative percentage of contracted UDA delivered 2018 & 2019**



**Adjusted Scheduled Activity (UDA)**

Month	2018	2019
April	85	299
May	523	778
June	990	1,044
July	1,713	1,597
August	2,436	2,095
September	2,917	2,637
October	3,510	
November	4,011	
December	4,384	
January	4,775	
February	5,504	
March	6,088	
April	6,508	
May	6,501	
June	6,500	

### QUALITY

	Quantity	Base Number	Contract	AT	Region	England
% of FP17s for the same patient ID Re-attending within 3 months - Children	53	918	5.8%	11.2%	11.1%	11.6%
% of FP17s for the same patient ID Re-attending within 3 months - Adults	240	1,718	14.0%	14.8%	15.3%	15.5%
% of FP17s for the same patient ID Re-attending between 3 & 9 months - Children	539	918	58.7%	58.6%	61.1%	58.8%
% of FP17s for the same patient ID Re-attending between 3 & 9 months - Adults	931	1,718	54.2%	49.3%	52.3%	51.1%
% of FP17s for Band 1 Urgent Courses	84	1,490	5.6%	9.7%	9.5%	9.0%
% of FP17s Relating to Free Repair or Replacements	15	1,490	1.0%	0.7%	0.7%	0.8%
% of FP17s Relating to Continuations	17	1,490	1.1%	0.6%	0.8%	0.9%
% of Patients satisfied with the dentistry they have received	1	1	N/A	95.6%	93.6%	93.3%
% of Patients satisfied with the time they had to wait for an appointment	1	1	N/A	88.8%	88.8%	88.9%

\* This is based on patients treated on this contract for their most recent course of treatment. Figures in italics indicate the base number of FP17s or Patient Questionnaire responses are less than 100. N/A is shown where the base number of responses is less than 10 during the period. % is calculated as Quantity/Base number\*100



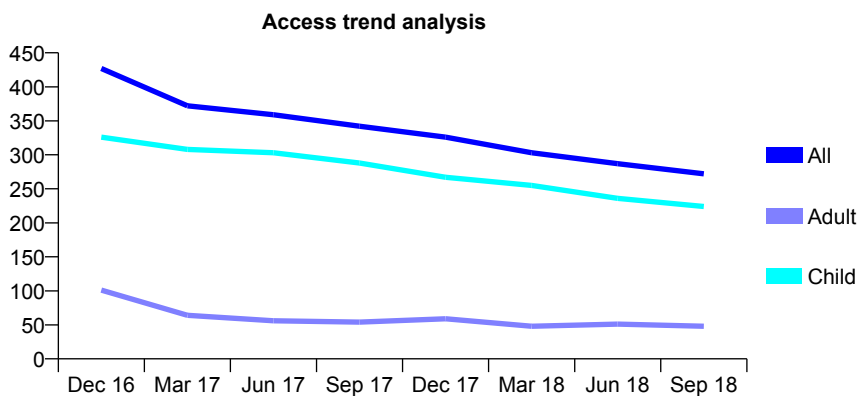
## Q69 - Vital Signs At a Glance Contract Report for 220426/0001 - September 2018

Name or company name	MR MD JACKSON
Contract type name	GDS Contract
Purpose of contract	General
Contract start date	01/04/2006
Contract end date	

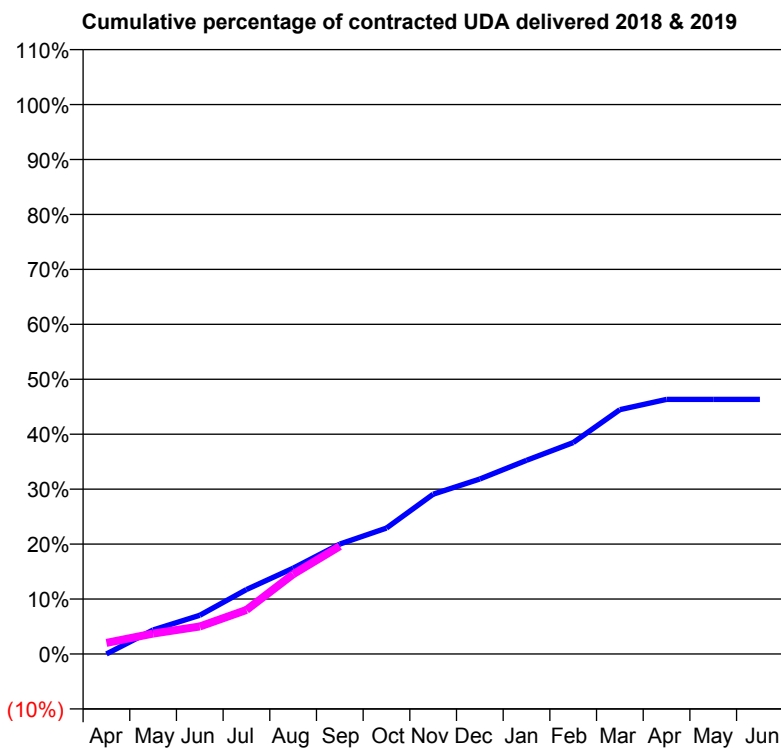
18/19 Contracted general activity (UDA)	1,236
Carry forward general activity (UDA)	0
18/19 Contracted orthodontic activity (UOA)	0
Carry forward orthodontic activity (UOA)	0
Baseline contract value	£29,560.69

### ACCESS\*

Patients seen in 24 months	Total	Change since previous quarter
Quarter ending September 2017	342	
Quarter ending December 2017	326	↓
Quarter ending March 2018	303	↓
Quarter ending June 2018	287	↓
Quarter ending September 2018	272	↓
<b>Variance since September 2017</b>	<b>(20.5%)</b>	<b>↓</b>



### ACTIVITY



Month	Adjusted Scheduled Activity (UDA)	
	2018	2019
April	0	25
May	54	46
June	87	62
July	145	99
August	193	180
September	247	243
October	283	
November	359	
December	394	
January	436	
February	476	
March	550	
April	573	
May	573	
June	573	

### QUALITY

	Quantity	Base Number	Contract	AT	Region	England
% of FP17s for the same patient ID Re-attending within 3 months - Children	27	209	12.9%	11.2%	11.1%	11.6%
% of FP17s for the same patient ID Re-attending within 3 months - Adults	1	13	7.7%	14.8%	15.3%	15.5%
% of FP17s for the same patient ID Re-attending between 3 & 9 months - Children	155	209	74.2%	58.6%	61.1%	58.8%
% of FP17s for the same patient ID Re-attending between 3 & 9 months - Adults	12	13	92.3%	49.3%	52.3%	51.1%
% of FP17s for Band 1 Urgent Courses	3	201	1.5%	9.7%	9.5%	9.0%
% of FP17s Relating to Free Repair or Replacements	0	201	0.0%	0.7%	0.7%	0.8%
% of FP17s Relating to Continuations	0	201	0.0%	0.6%	0.8%	0.9%
% of Patients satisfied with the dentistry they have received	0	0	N/A	95.6%	93.6%	93.3%
% of Patients satisfied with the time they had to wait for an appointment	0	0	N/A	88.8%	88.8%	88.9%

\* This is based on patients treated on this contract for their most recent course of treatment. Figures in italics indicate the base number of FP17s or Patient Questionnaire responses are less than 100. N/A is shown where the base number of responses is less than 10 during the period. % is calculated as Quantity/Base number\*100

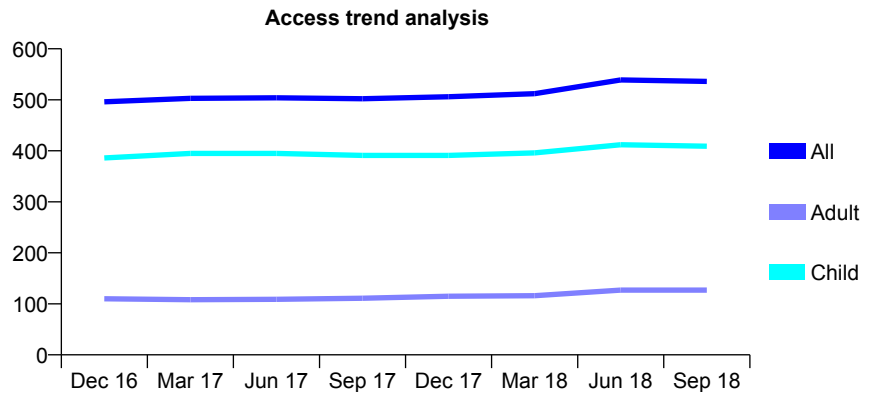
## Q69 - Vital Signs At a Glance Contract Report for 220817/0001 - September 2018

Name or company name	MR PJ ALLEN
Contract type name	GDS Contract
Purpose of contract	General
Contract start date	01/04/2006
Contract end date	

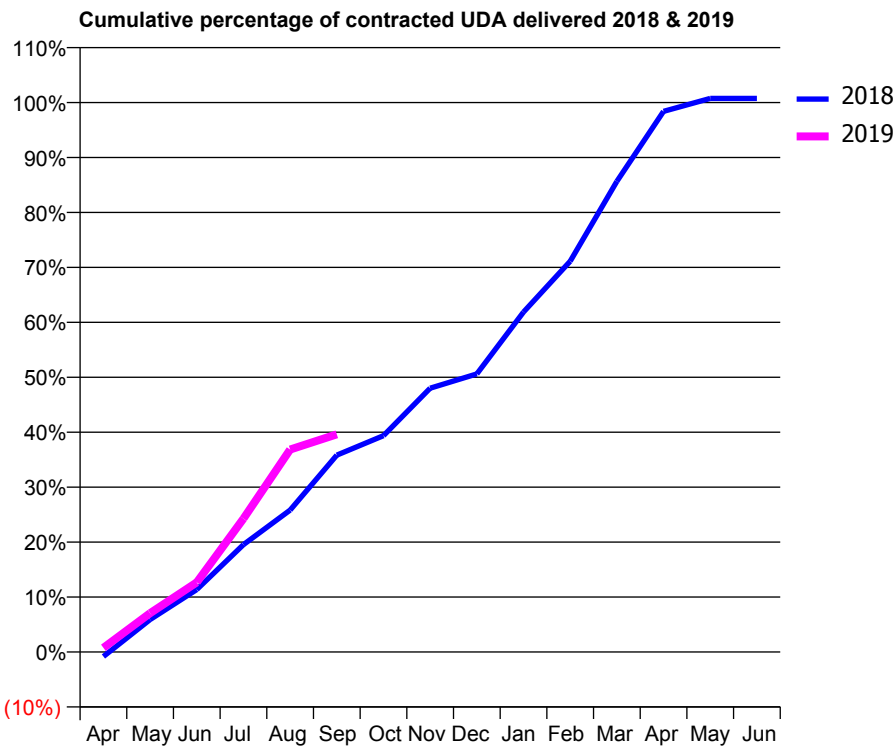
18/19 Contracted general activity (UDA)	1,191
Carry forward general activity (UDA)	-9
18/19 Contracted orthodontic activity (UOA)	0
Carry forward orthodontic activity (UOA)	0
Baseline contract value	£28,744.00

### ACCESS\*

Patients seen in 24 months	Total	Change since previous quarter
Quarter ending September 2017	502	
Quarter ending December 2017	506	→
Quarter ending March 2018	512	→
Quarter ending June 2018	539	↑
Quarter ending September 2018	536	→
<b>Variance since September 2017</b>	<b>6.8%</b>	<b>↑</b>



### ACTIVITY



Month	Adjusted Scheduled Activity (UDA)	
	2018	2019
April	-10	9
May	70	84
June	135	151
July	233	289
August	308	439
September	427	472
October	469	
November	572	
December	603	
January	737	
February	847	
March	1,020	
April	1,172	
May	1,200	
June	1,200	

### QUALITY

	Quantity	Base Number	Contract	AT	Region	England
% of FP17s for the same patient ID Re-attending within 3 months - Children	33	315	10.5%	11.2%	11.1%	11.6%
% of FP17s for the same patient ID Re-attending within 3 months - Adults	7	73	9.6%	14.8%	15.3%	15.5%
% of FP17s for the same patient ID Re-attending between 3 & 9 months - Children	207	315	65.7%	58.6%	61.1%	58.8%
% of FP17s for the same patient ID Re-attending between 3 & 9 months - Adults	38	73	52.1%	49.3%	52.3%	51.1%
% of FP17s for Band 1 Urgent Courses	9	306	2.9%	9.7%	9.5%	9.0%
% of FP17s Relating to Free Repair or Replacements	0	306	0.0%	0.7%	0.7%	0.8%
% of FP17s Relating to Continuations	0	306	0.0%	0.6%	0.8%	0.9%
% of Patients satisfied with the dentistry they have received	1	1	N/A	95.6%	93.6%	93.3%
% of Patients satisfied with the time they had to wait for an appointment	1	1	N/A	88.8%	88.8%	88.9%

\* This is based on patients treated on this contract for their most recent course of treatment. Figures in italics indicate the base number of FP17s or Patient Questionnaire responses are less than 100. N/A is shown where the base number of responses is less than 10 during the period. % is calculated as Quantity/Base number\*100

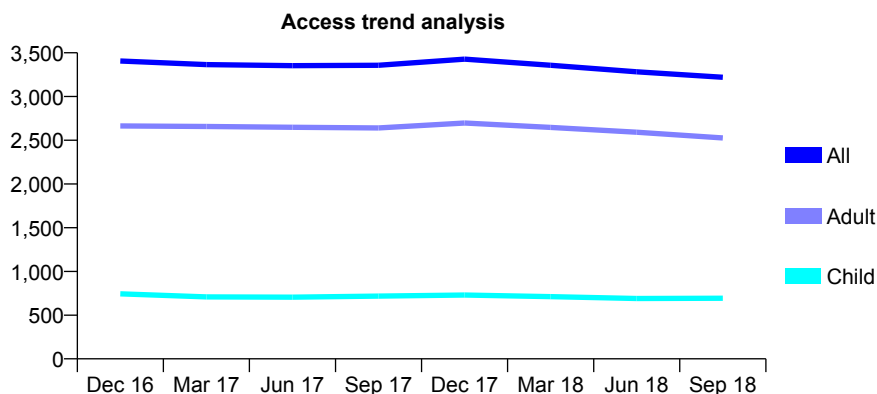
## Q69 - Vital Signs At a Glance Contract Report for 221384/0001 - September 2018

Name or company name	Carling Dental Practice
Contract type name	GDS Contract
Purpose of contract	General
Contract start date	01/04/2006
Contract end date	

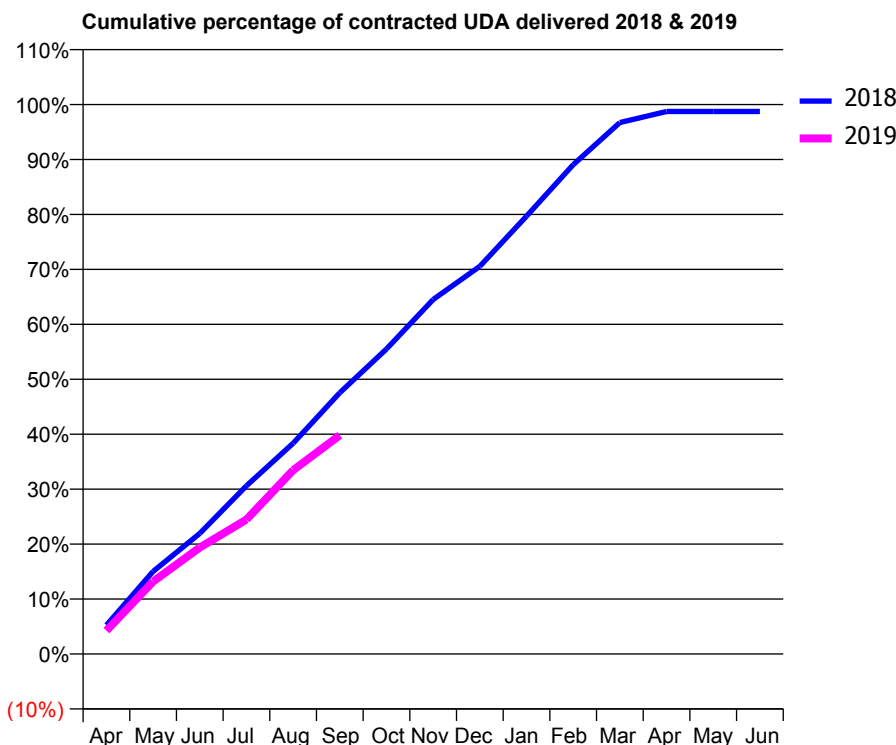
18/19 Contracted general activity (UDA)	7,565
Carry forward general activity (UDA)	95
18/19 Contracted orthodontic activity (UOA)	0
Carry forward orthodontic activity (UOA)	0
Baseline contract value	£181,847.12

### ACCESS\*

Patients seen in 24 months	Total	Change since previous quarter
Quarter ending September 2017	3,358	
Quarter ending December 2017	3,427	↑
Quarter ending March 2018	3,357	↓
Quarter ending June 2018	3,282	↓
Quarter ending September 2018	3,220	↓
<b>Variance since September 2017</b>	<b>(4.1%)</b>	<b>↓</b>



### ACTIVITY



Month	Adjusted Scheduled Activity (UDA)	
	2018	2019
April	397	322
May	1,137	999
June	1,660	1,466
July	2,317	1,852
August	2,901	2,531
September	3,597	3,012
October	4,199	
November	4,881	
December	5,337	
January	6,028	
February	6,736	
March	7,317	
April	7,470	
May	7,470	
June	7,470	

### QUALITY

	Quantity	Base Number	Contract	AT	Region	England
% of FP17s for the same patient ID Re-attending within 3 months - Children	15	395	3.8%	11.2%	11.1%	11.6%
% of FP17s for the same patient ID Re-attending within 3 months - Adults	103	1,347	7.6%	14.8%	15.3%	15.5%
% of FP17s for the same patient ID Re-attending between 3 & 9 months - Children	155	395	39.2%	58.6%	61.1%	58.8%
% of FP17s for the same patient ID Re-attending between 3 & 9 months - Adults	524	1,347	38.9%	49.3%	52.3%	51.1%
% of FP17s for Band 1 Urgent Courses	102	1,654	6.2%	9.7%	9.5%	9.0%
% of FP17s Relating to Free Repair or Replacements	20	1,654	1.2%	0.7%	0.7%	0.8%
% of FP17s Relating to Continuations	0	1,654	0.0%	0.6%	0.8%	0.9%
% of Patients satisfied with the dentistry they have received	1	1	N/A	95.6%	93.6%	93.3%
% of Patients satisfied with the time they had to wait for an appointment	1	1	N/A	88.8%	88.8%	88.9%

\* This is based on patients treated on this contract for their most recent course of treatment. Figures in italics indicate the base number of FP17s or Patient Questionnaire responses are less than 100. N/A is shown where the base number of responses is less than 10 during the period. % is calculated as Quantity/Base number\*100

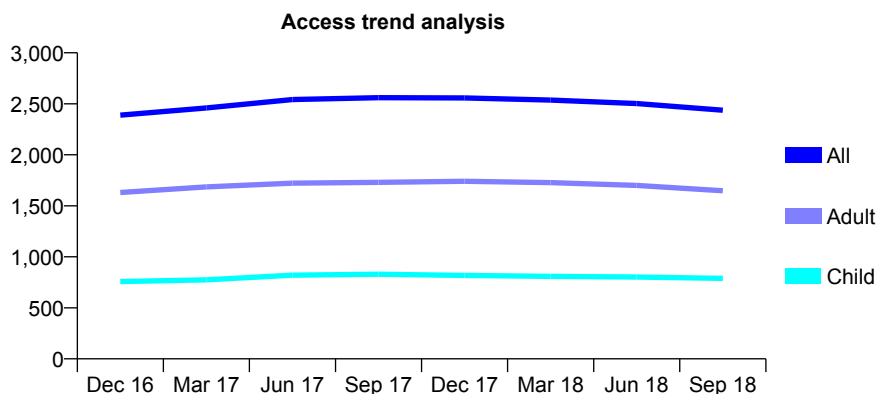
## Q69 - Vital Signs At a Glance Contract Report for 231878/0001 - September 2018

Name or company name	MR AF GAON
Contract type name	GDS Contract
Purpose of contract	General
Contract start date	01/04/2006
Contract end date	

18/19 Contracted general activity (UDA)	6,049
Carry forward general activity (UDA)	-120
18/19 Contracted orthodontic activity (UOA)	0
Carry forward orthodontic activity (UOA)	0
Baseline contract value	£177,936.64

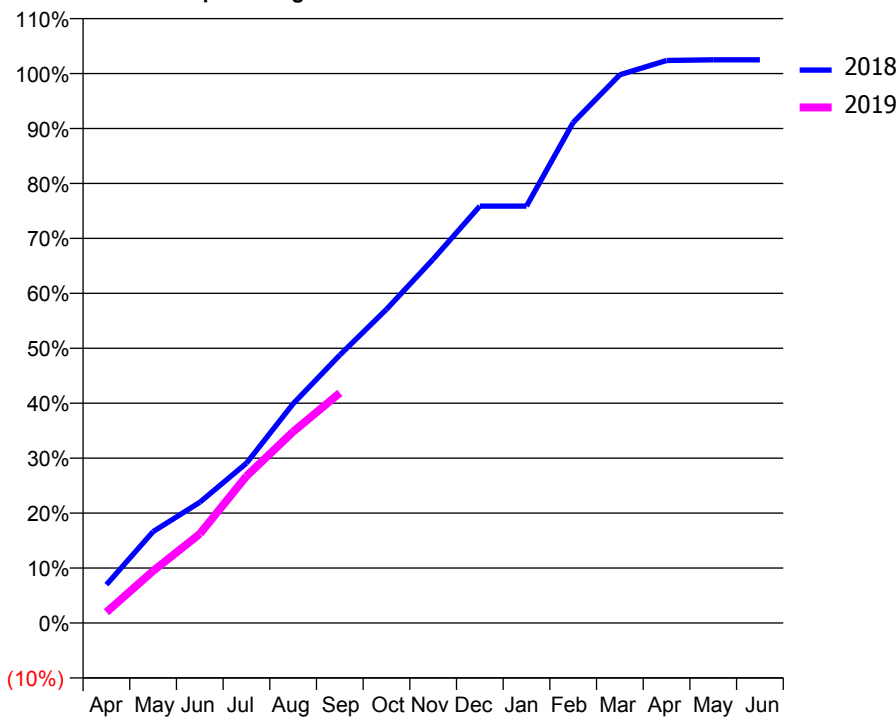
### ACCESS\*

Patients seen in 24 months	Total	Change since previous quarter
Quarter ending September 2017	2,560	
Quarter ending December 2017	2,558	→
Quarter ending March 2018	2,537	→
Quarter ending June 2018	2,502	↓
Quarter ending September 2018	2,437	↓
<b>Variance since September 2017</b>	<b>(4.8%)</b>	<b>↓</b>



### ACTIVITY

Cumulative percentage of contracted UDA delivered 2018 & 2019



Month	Adjusted Scheduled Activity (UDA)	
	2018	2019
April	422	120
May	1,006	573
June	1,329	982
July	1,759	1,617
August	2,415	2,105
September	2,950	2,533
October	3,453	
November	4,006	
December	4,590	
January	4,590	
February	5,510	
March	6,035	
April	6,193	
May	6,200	
June	6,200	

### QUALITY

	Quantity	Base Number	Contract	AT	Region	England
% of FP17s for the same patient ID Re-attending within 3 months - Children	31	577	5.4%	11.2%	11.1%	11.6%
% of FP17s for the same patient ID Re-attending within 3 months - Adults	86	1,022	8.4%	14.8%	15.3%	15.5%
% of FP17s for the same patient ID Re-attending between 3 & 9 months - Children	412	577	71.4%	58.6%	61.1%	58.8%
% of FP17s for the same patient ID Re-attending between 3 & 9 months - Adults	647	1,022	63.3%	49.3%	52.3%	51.1%
% of FP17s for Band 1 Urgent Courses	49	1,497	3.3%	9.7%	9.5%	9.0%
% of FP17s Relating to Free Repair or Replacements	0	1,497	0.0%	0.7%	0.7%	0.8%
% of FP17s Relating to Continuations	6	1,497	0.4%	0.6%	0.8%	0.9%
% of Patients satisfied with the dentistry they have received	2	2	N/A	95.6%	93.6%	93.3%
% of Patients satisfied with the time they had to wait for an appointment	2	2	N/A	88.8%	88.8%	88.9%

\* This is based on patients treated on this contract for their most recent course of treatment. Figures in italics indicate the base number of FP17s or Patient Questionnaire responses are less than 100. N/A is shown where the base number of responses is less than 10 during the period. % is calculated as Quantity/Base number\*100

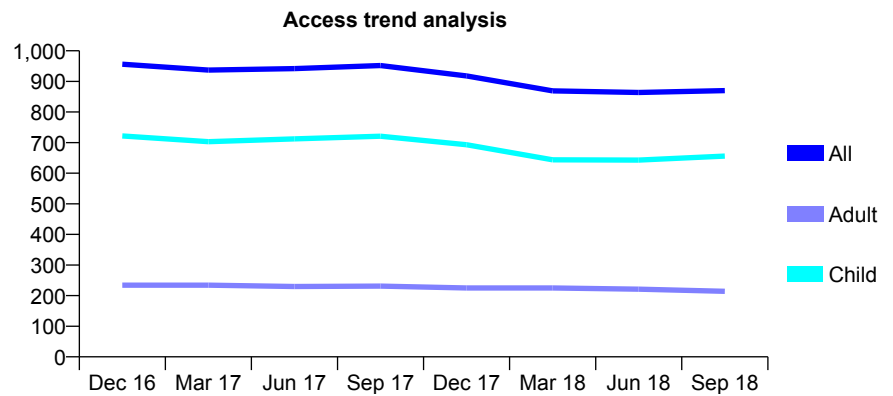
## Q69 - Vital Signs At a Glance Contract Report for 233269/0001 - September 2018

Name or company name	MR JD BARLOW
Contract type name	GDS Contract
Purpose of contract	General
Contract start date	01/04/2006
Contract end date	

18/19 Contracted general activity (UDA)	1,471
Carry forward general activity (UDA)	-6
18/19 Contracted orthodontic activity (UOA)	0
Carry forward orthodontic activity (UOA)	0
Baseline contract value	£32,685.00

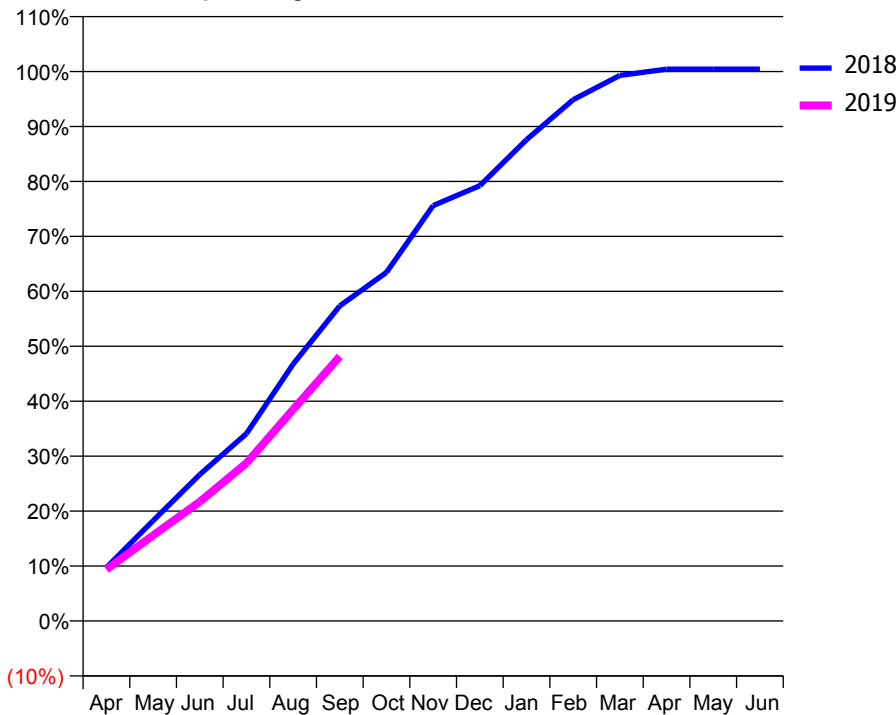
### ACCESS\*

Patients seen in 24 months	Total	Change since previous quarter
Quarter ending September 2017	952	
Quarter ending December 2017	918	↓
Quarter ending March 2018	869	↓
Quarter ending June 2018	864	→
Quarter ending September 2018	870	→
<b>Variance since September 2017</b>	<b>(8.6%)</b>	<b>↓</b>



### ACTIVITY

Cumulative percentage of contracted UDA delivered 2018 & 2019



Month	Adjusted Scheduled Activity (UDA)	
	2018	2019
April	143	138
May	269	229
June	392	319
July	502	423
August	688	566
September	844	708
October	933	
November	1,112	
December	1,165	
January	1,288	
February	1,395	
March	1,460	
April	1,477	
May	1,477	
June	1,477	

### QUALITY

	Quantity	Base Number	Contract	AT	Region	England
% of FP17s for the same patient ID Re-attending within 3 months - Children	9	462	1.9%	11.2%	11.1%	11.6%
% of FP17s for the same patient ID Re-attending within 3 months - Adults	2	92	2.2%	14.8%	15.3%	15.5%
% of FP17s for the same patient ID Re-attending between 3 & 9 months - Children	247	462	53.5%	58.6%	61.1%	58.8%
% of FP17s for the same patient ID Re-attending between 3 & 9 months - Adults	24	92	26.1%	49.3%	52.3%	51.1%
% of FP17s for Band 1 Urgent Courses	7	543	1.3%	9.7%	9.5%	9.0%
% of FP17s Relating to Free Repair or Replacements	0	543	0.0%	0.7%	0.7%	0.8%
% of FP17s Relating to Continuations	1	543	0.2%	0.6%	0.8%	0.9%
% of Patients satisfied with the dentistry they have received	1	1	N/A	95.6%	93.6%	93.3%
% of Patients satisfied with the time they had to wait for an appointment	1	1	N/A	88.8%	88.8%	88.9%

\* This is based on patients treated on this contract for their most recent course of treatment. Figures in italics indicate the base number of FP17s or Patient Questionnaire responses are less than 100. N/A is shown where the base number of responses is less than 10 during the period. % is calculated as Quantity/Base number\*100

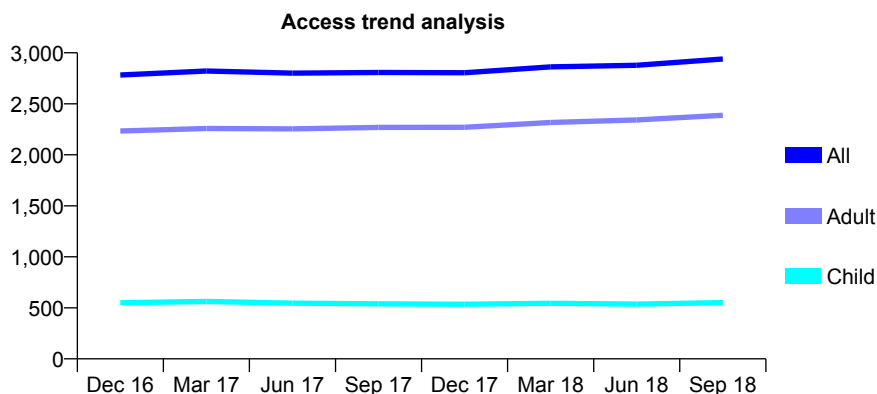
## Q69 - Vital Signs At a Glance Contract Report for 234907/0001 - September 2018

Name or company name	MRS SV TAFFT
Contract type name	GDS Contract
Purpose of contract	General
Contract start date	01/04/2006
Contract end date	

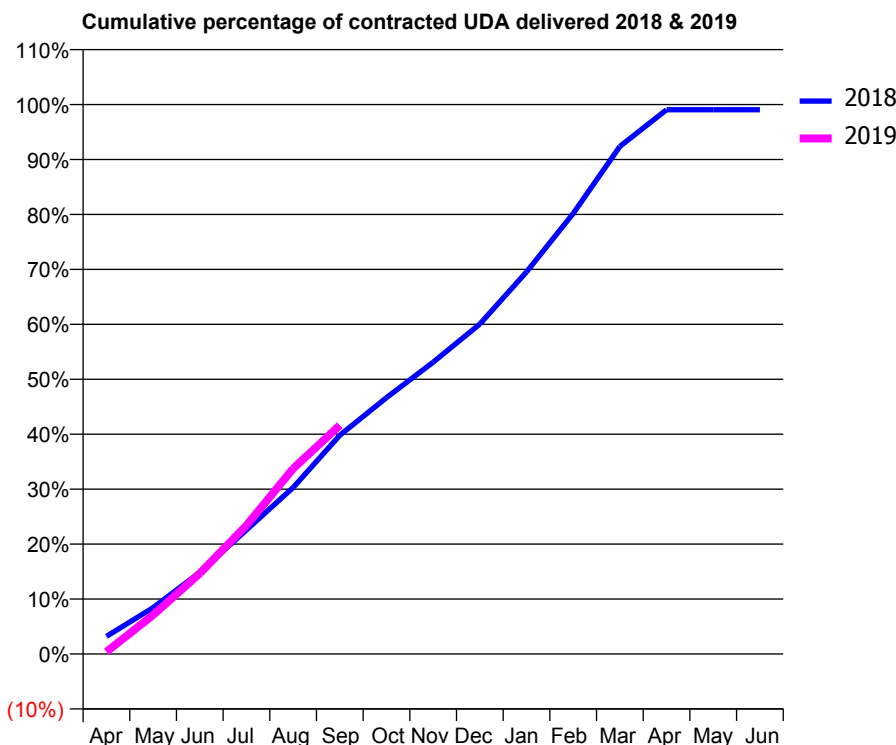
18/19 Contracted general activity (UDA)	8,926
Carry forward general activity (UDA)	86
18/19 Contracted orthodontic activity (UOA)	0
Carry forward orthodontic activity (UOA)	0
Baseline contract value	£213,399.56

### ACCESS\*

Patients seen in 24 months	Total	Change since previous quarter
Quarter ending September 2017	2,807	
Quarter ending December 2017	2,805	→
Quarter ending March 2018	2,862	↑
Quarter ending June 2018	2,878	→
Quarter ending September 2018	2,939	↑
<b>Variance since September 2017</b>	<b>4.7%</b>	<b>↑</b>



### ACTIVITY



Month	Adjusted Scheduled Activity (UDA)	
	2018	2019
April	286	36
May	753	634
June	1,327	1,310
July	2,016	2,090
August	2,704	3,011
September	3,553	3,715
October	4,163	
November	4,741	
December	5,360	
January	6,206	
February	7,155	
March	8,245	
April	8,840	
May	8,840	
June	8,840	

### QUALITY

	Quantity	Base Number	Contract	AT	Region	England
% of FP17s for the same patient ID Re-attending within 3 months - Children	40	464	8.6%	11.2%	11.1%	11.6%
% of FP17s for the same patient ID Re-attending within 3 months - Adults	187	1,833	10.2%	14.8%	15.3%	15.5%
% of FP17s for the same patient ID Re-attending between 3 & 9 months - Children	314	464	67.7%	58.6%	61.1%	58.8%
% of FP17s for the same patient ID Re-attending between 3 & 9 months - Adults	1,233	1,833	67.3%	49.3%	52.3%	51.1%
% of FP17s for Band 1 Urgent Courses	70	2,091	3.3%	9.7%	9.5%	9.0%
% of FP17s Relating to Free Repair or Replacements	8	2,091	0.4%	0.7%	0.7%	0.8%
% of FP17s Relating to Continuations	30	2,091	1.4%	0.6%	0.8%	0.9%
% of Patients satisfied with the dentistry they have received	2	2	N/A	95.6%	93.6%	93.3%
% of Patients satisfied with the time they had to wait for an appointment	1	2	N/A	88.8%	88.8%	88.9%

\* This is based on patients treated on this contract for their most recent course of treatment. Figures in italics indicate the base number of FP17s or Patient Questionnaire responses are less than 100. N/A is shown where the base number of responses is less than 10 during the period. % is calculated as Quantity/Base number\*100

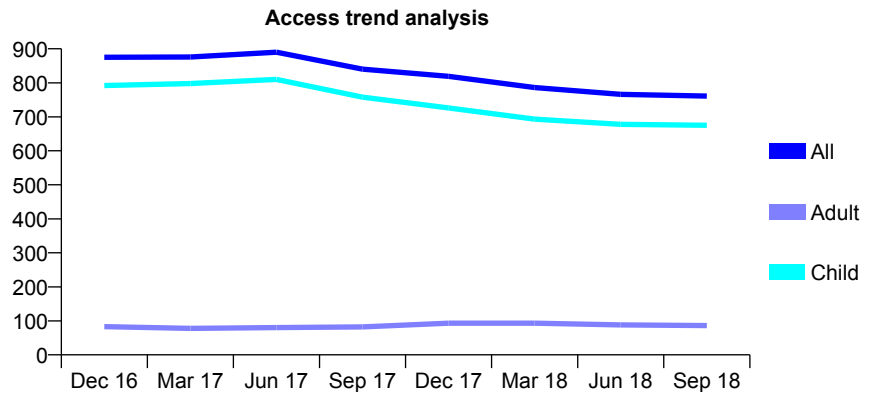
## Q69 - Vital Signs At a Glance Contract Report for 235849/0001 - September 2018

Name or company name	MR JM BROWN
Contract type name	GDS Contract
Purpose of contract	General
Contract start date	01/04/2006
Contract end date	

18/19 Contracted general activity (UDA)	1,254
Carry forward general activity (UDA)	0
18/19 Contracted orthodontic activity (UOA)	0
Carry forward orthodontic activity (UOA)	0
Baseline contract value	£23,627.27

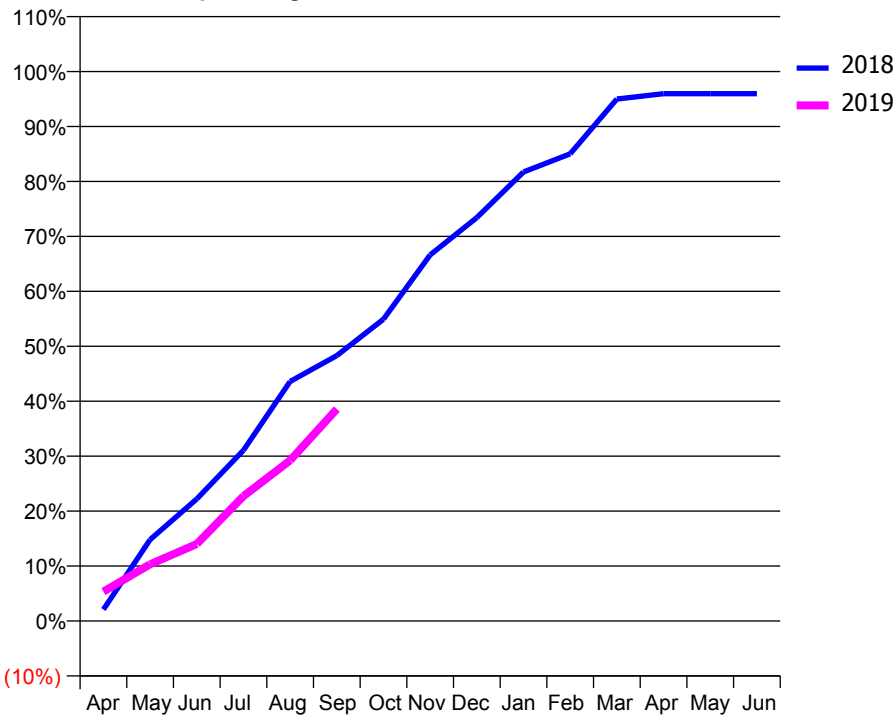
### ACCESS\*

Patients seen in 24 months	Total	Change since previous quarter
Quarter ending September 2017	840	
Quarter ending December 2017	819	↓
Quarter ending March 2018	786	↓
Quarter ending June 2018	766	↓
Quarter ending September 2018	761	→
<b>Variance since September 2017</b>	<b>(9.4%)</b>	<b>↓</b>



### ACTIVITY

Cumulative percentage of contracted UDA delivered 2018 & 2019



Month	Adjusted Scheduled Activity (UDA)	
	2018	2019
April	26	67
May	186	130
June	279	176
July	390	285
August	547	367
September	606	484
October	689	
November	835	
December	921	
January	1,025	
February	1,066	
March	1,191	
April	1,203	
May	1,203	
June	1,203	

### QUALITY

	Quantity	Base Number	Contract	AT	Region	England
% of FP17s for the same patient ID Re-attending within 3 months - Children	14	449	3.1%	11.2%	11.1%	11.6%
% of FP17s for the same patient ID Re-attending within 3 months - Adults	0	0	N/A	14.8%	15.3%	15.5%
% of FP17s for the same patient ID Re-attending between 3 & 9 months - Children	275	449	61.2%	58.6%	61.1%	58.8%
% of FP17s for the same patient ID Re-attending between 3 & 9 months - Adults	0	0	N/A	49.3%	52.3%	51.1%
% of FP17s for Band 1 Urgent Courses	8	438	1.8%	9.7%	9.5%	9.0%
% of FP17s Relating to Free Repair or Replacements	0	438	0.0%	0.7%	0.7%	0.8%
% of FP17s Relating to Continuations	0	438	0.0%	0.6%	0.8%	0.9%
% of Patients satisfied with the dentistry they have received	0	0	N/A	95.6%	93.6%	93.3%
% of Patients satisfied with the time they had to wait for an appointment	0	0	N/A	88.8%	88.8%	88.9%

\* This is based on patients treated on this contract for their most recent course of treatment. Figures in italics indicate the base number of FP17s or Patient Questionnaire responses are less than 100. N/A is shown where the base number of responses is less than 10 during the period. % is calculated as Quantity/Base number\*100



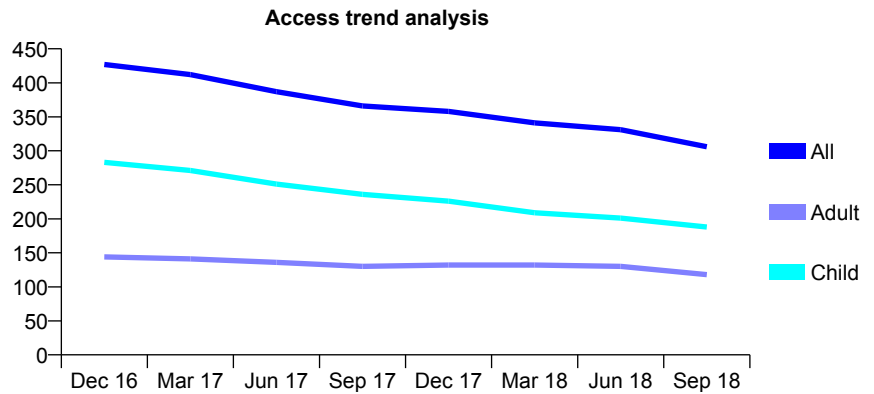
## Q69 - Vital Signs At a Glance Contract Report for 237558/0001 - September 2018

Name or company name	Alexandra Dental Practice
Contract type name	GDS Contract
Purpose of contract	General
Contract start date	02/07/2012
Contract end date	

18/19 Contracted general activity (UDA)	675
Carry forward general activity (UDA)	4
18/19 Contracted orthodontic activity (UOA)	0
Carry forward orthodontic activity (UOA)	0
Baseline contract value	£12,274.72

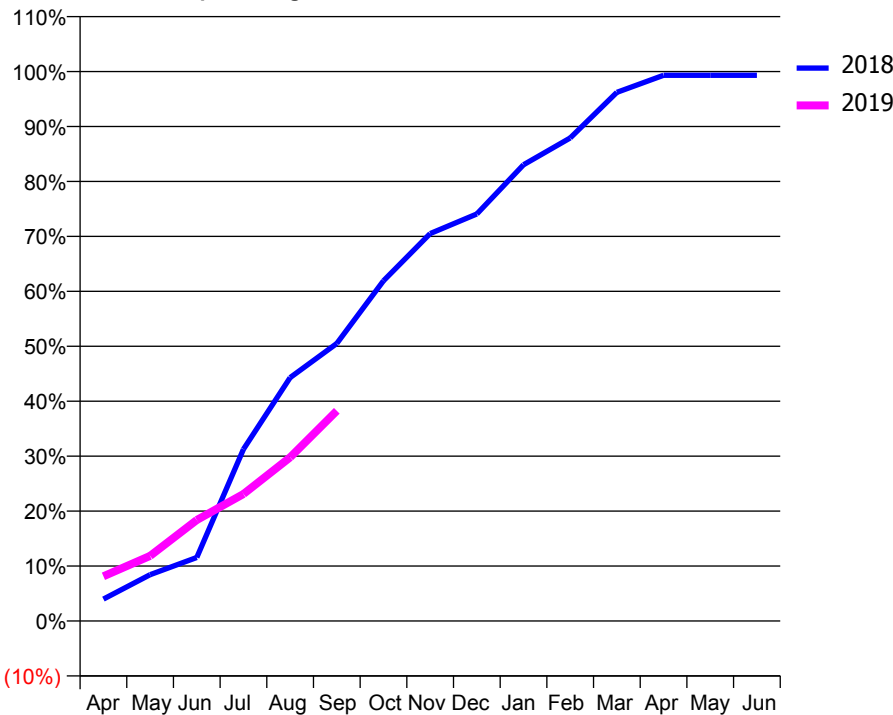
### ACCESS\*

Patients seen in 24 months	Total	Change since previous quarter
Quarter ending September 2017	366	
Quarter ending December 2017	358	↓
Quarter ending March 2018	341	↓
Quarter ending June 2018	331	↓
Quarter ending September 2018	306	↓
<b>Variance since September 2017</b>	<b>(16.4%)</b>	<b>↓</b>



### ACTIVITY

Cumulative percentage of contracted UDA delivered 2018 & 2019



Adjusted Scheduled Activity (UDA)		
Month	2018	2019
April	27	55
May	57	80
June	78	124
July	211	156
August	299	201
September	341	258
October	418	
November	476	
December	500	
January	560	
February	593	
March	649	
April	670	
May	670	
June	670	

### QUALITY

	Quantity	Base Number	Contract	AT	Region	England
% of FP17s for the same patient ID Re-attending within 3 months - Children	4	157	2.5%	11.2%	11.1%	11.6%
% of FP17s for the same patient ID Re-attending within 3 months - Adults	0	35	0.0%	14.8%	15.3%	15.5%
% of FP17s for the same patient ID Re-attending between 3 & 9 months - Children	127	157	80.9%	58.6%	61.1%	58.8%
% of FP17s for the same patient ID Re-attending between 3 & 9 months - Adults	25	35	71.4%	49.3%	52.3%	51.1%
% of FP17s for Band 1 Urgent Courses	1	173	0.6%	9.7%	9.5%	9.0%
% of FP17s Relating to Free Repair or Replacements	0	173	0.0%	0.7%	0.7%	0.8%
% of FP17s Relating to Continuations	0	173	0.0%	0.6%	0.8%	0.9%
% of Patients satisfied with the dentistry they have received	0	0	N/A	95.6%	93.6%	93.3%
% of Patients satisfied with the time they had to wait for an appointment	0	0	N/A	88.8%	88.8%	88.9%

\* This is based on patients treated on this contract for their most recent course of treatment. Figures in italics indicate the base number of FP17s or Patient Questionnaire responses are less than 100. N/A is shown where the base number of responses is less than 10 during the period. % is calculated as Quantity/Base number\*100

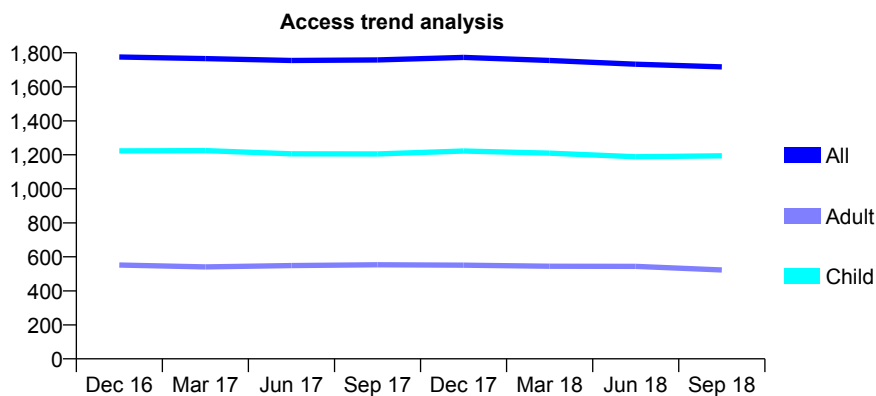
## Q69 - Vital Signs At a Glance Contract Report for 237620/0001 - September 2018

Name or company name	MISS NJ BEARDSLEY
Contract type name	GDS Contract
Purpose of contract	General
Contract start date	01/04/2006
Contract end date	

18/19 Contracted general activity (UDA)	5,732
Carry forward general activity (UDA)	222
18/19 Contracted orthodontic activity (UOA)	0
Carry forward orthodontic activity (UOA)	0
Baseline contract value	£149,657.56

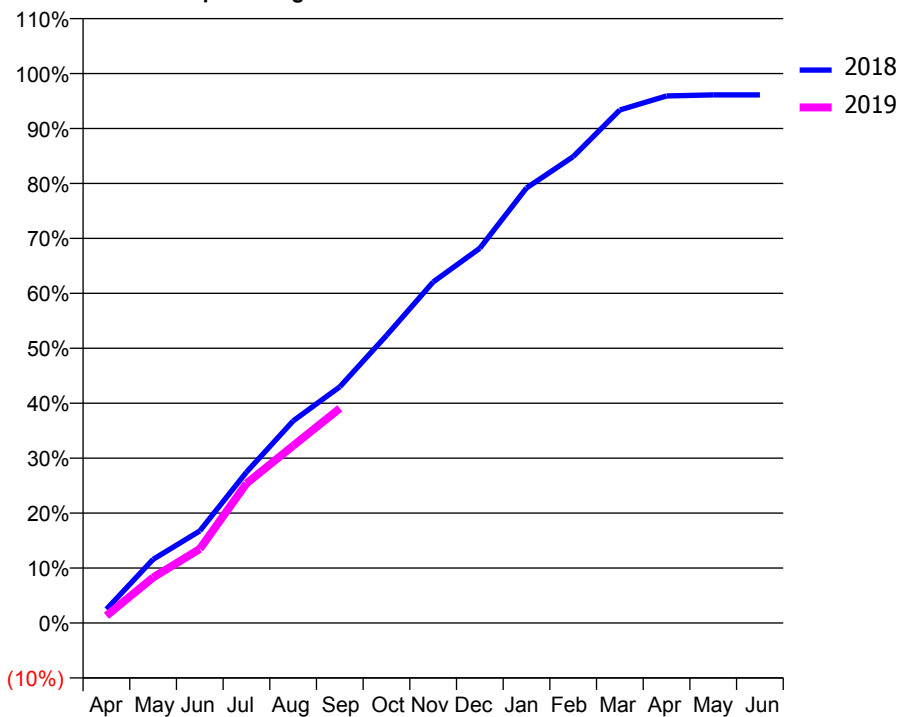
### ACCESS\*

Patients seen in 24 months	Total	Change since previous quarter
Quarter ending September 2017	1,758	
Quarter ending December 2017	1,773	→
Quarter ending March 2018	1,755	↓
Quarter ending June 2018	1,733	↓
Quarter ending September 2018	1,717	→
<b>Variance since September 2017</b>	<b>(2.3%)</b>	<b>↓</b>



### ACTIVITY

Cumulative percentage of contracted UDA delivered 2018 & 2019



Adjusted Scheduled Activity (UDA)

Month	2018	2019
April	144	75
May	664	475
June	960	773
July	1,574	1,455
August	2,108	1,850
September	2,465	2,239
October	3,000	
November	3,558	
December	3,909	
January	4,538	
February	4,865	
March	5,352	
April	5,498	
May	5,510	
June	5,510	

### QUALITY

	Quantity	Base Number	Contract	AT	Region	England
% of FP17s for the same patient ID Re-attending within 3 months - Children	73	968	7.5%	11.2%	11.1%	11.6%
% of FP17s for the same patient ID Re-attending within 3 months - Adults	29	298	9.7%	14.8%	15.3%	15.5%
% of FP17s for the same patient ID Re-attending between 3 & 9 months - Children	630	968	65.1%	58.6%	61.1%	58.8%
% of FP17s for the same patient ID Re-attending between 3 & 9 months - Adults	193	298	64.8%	49.3%	52.3%	51.1%
% of FP17s for Band 1 Urgent Courses	38	1,185	3.2%	9.7%	9.5%	9.0%
% of FP17s Relating to Free Repair or Replacements	1	1,185	0.1%	0.7%	0.7%	0.8%
% of FP17s Relating to Continuations	2	1,185	0.2%	0.6%	0.8%	0.9%
% of Patients satisfied with the dentistry they have received	0	0	N/A	95.6%	93.6%	93.3%
% of Patients satisfied with the time they had to wait for an appointment	0	0	N/A	88.8%	88.8%	88.9%

\* This is based on patients treated on this contract for their most recent course of treatment. Figures in italics indicate the base number of FP17s or Patient Questionnaire responses are less than 100. N/A is shown where the base number of responses is less than 10 during the period. % is calculated as Quantity/Base number\*100

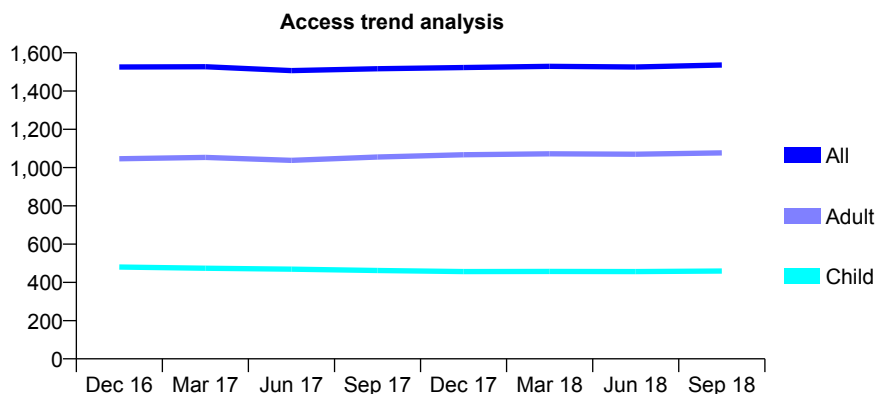
## Q69 - Vital Signs At a Glance Contract Report for 238082/0001 - September 2018

Name or company name	MR SK GRAY
Contract type name	GDS Contract
Purpose of contract	General
Contract start date	01/04/2006
Contract end date	

18/19 Contracted general activity (UDA)	3,750
Carry forward general activity (UDA)	0
18/19 Contracted orthodontic activity (UOA)	0
Carry forward orthodontic activity (UOA)	0
Baseline contract value	£89,686.56

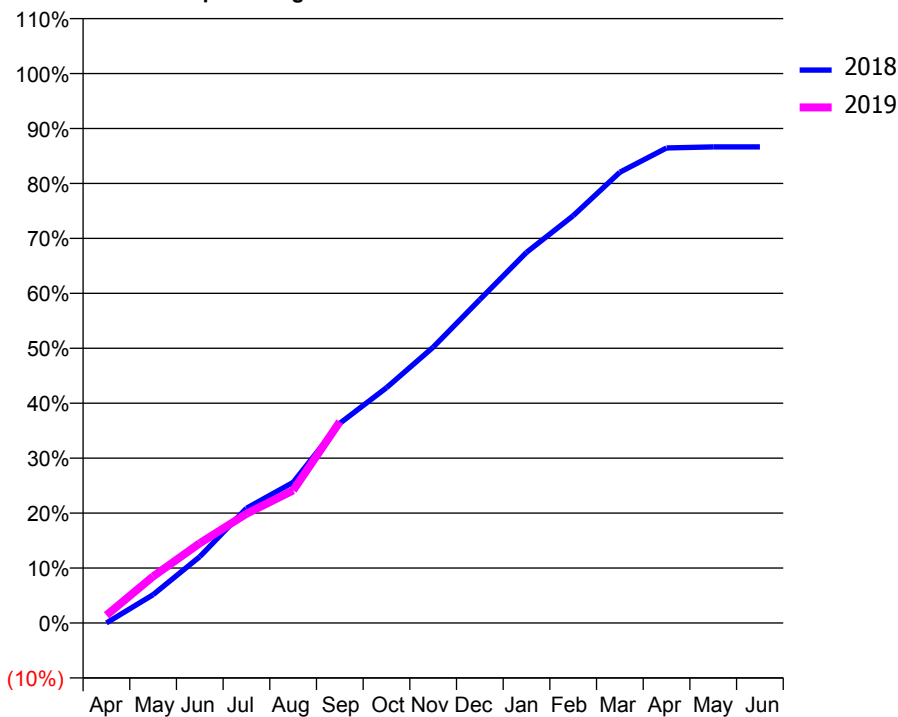
### ACCESS\*

Patients seen in 24 months	Total	Change since previous quarter
Quarter ending September 2017	1,517	
Quarter ending December 2017	1,523	→
Quarter ending March 2018	1,529	→
Quarter ending June 2018	1,526	→
Quarter ending September 2018	1,536	→
<b>Variance since September 2017</b>	<b>1.3%</b>	<b>→</b>



### ACTIVITY

Cumulative percentage of contracted UDA delivered 2018 & 2019



Adjusted Scheduled Activity (UDA)

Month	2018	2019
April	0	53
May	194	318
June	452	544
July	783	746
August	960	905
September	1,363	1,373
October	1,606	
November	1,883	
December	2,207	
January	2,530	
February	2,779	
March	3,077	
April	3,242	
May	3,249	
June	3,249	

### QUALITY

	Quantity	Base Number	Contract	AT	Region	England
% of FP17s for the same patient ID Re-attending within 3 months - Children	6	354	1.7%	11.2%	11.1%	11.6%
% of FP17s for the same patient ID Re-attending within 3 months - Adults	54	650	8.3%	14.8%	15.3%	15.5%
% of FP17s for the same patient ID Re-attending between 3 & 9 months - Children	195	354	55.1%	58.6%	61.1%	58.8%
% of FP17s for the same patient ID Re-attending between 3 & 9 months - Adults	363	650	55.8%	49.3%	52.3%	51.1%
% of FP17s for Band 1 Urgent Courses	32	897	3.6%	9.7%	9.5%	9.0%
% of FP17s Relating to Free Repair or Replacements	3	897	0.3%	0.7%	0.7%	0.8%
% of FP17s Relating to Continuations	1	897	0.1%	0.6%	0.8%	0.9%
% of Patients satisfied with the dentistry they have received	1	1	N/A	95.6%	93.6%	93.3%
% of Patients satisfied with the time they had to wait for an appointment	1	1	N/A	88.8%	88.8%	88.9%

\* This is based on patients treated on this contract for their most recent course of treatment. Figures in italics indicate the base number of FP17s or Patient Questionnaire responses are less than 100. N/A is shown where the base number of responses is less than 10 during the period. % is calculated as Quantity/Base number\*100

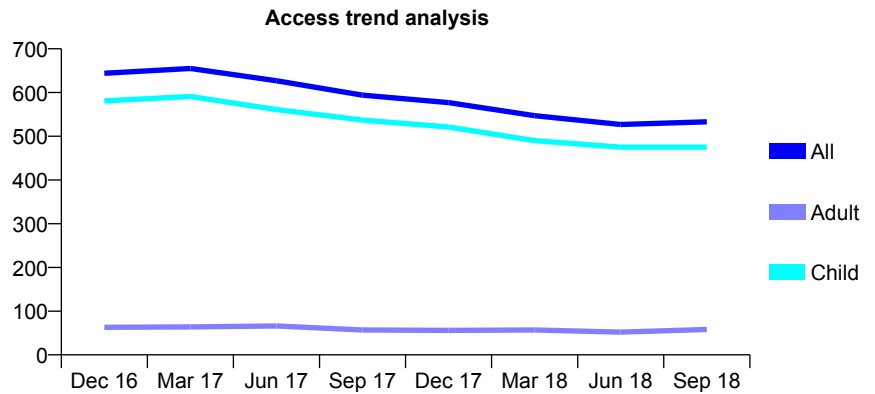
## Q69 - Vital Signs At a Glance Contract Report for 239275/0001 - September 2018

Name or company name	RHDC Partners
Contract type name	GDS Contract
Purpose of contract	General
Contract start date	01/04/2006
Contract end date	

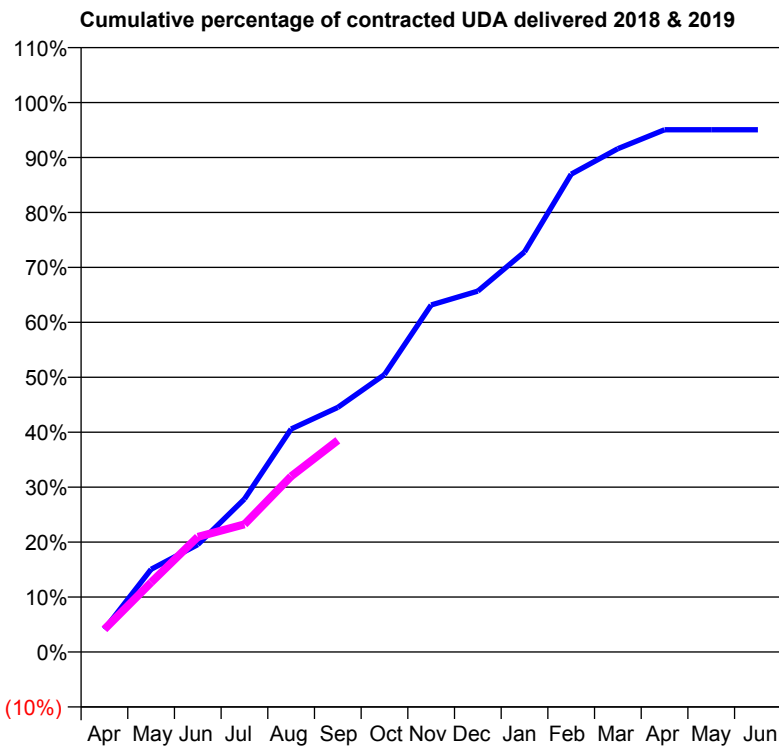
18/19 Contracted general activity (UDA)	870
Carry forward general activity (UDA)	0
18/19 Contracted orthodontic activity (UOA)	0
Carry forward orthodontic activity (UOA)	0
Baseline contract value	£20,800.75

### ACCESS\*

Patients seen in 24 months	Total	Change since previous quarter
Quarter ending September 2017	594	
Quarter ending December 2017	577	↓
Quarter ending March 2018	547	↓
Quarter ending June 2018	527	↓
Quarter ending September 2018	533	→
<b>Variance since September 2017</b>	<b>(10.3%)</b>	<b>↓</b>



### ACTIVITY



Month	Adjusted Scheduled Activity (UDA)	
	2018	2019
April	36	36
May	131	110
June	170	182
July	242	202
August	353	278
September	387	335
October	439	
November	549	
December	571	
January	633	
February	757	
March	797	
April	827	
May	827	
June	827	

### QUALITY

	Quantity	Base Number	Contract	AT	Region	England
% of FP17s for the same patient ID Re-attending within 3 months - Children	19	284	6.7%	11.2%	11.1%	11.6%
% of FP17s for the same patient ID Re-attending within 3 months - Adults	0	0	N/A	14.8%	15.3%	15.5%
% of FP17s for the same patient ID Re-attending between 3 & 9 months - Children	152	284	53.5%	58.6%	61.1%	58.8%
% of FP17s for the same patient ID Re-attending between 3 & 9 months - Adults	0	0	N/A	49.3%	52.3%	51.1%
% of FP17s for Band 1 Urgent Courses	1	259	0.4%	9.7%	9.5%	9.0%
% of FP17s Relating to Free Repair or Replacements	0	259	0.0%	0.7%	0.7%	0.8%
% of FP17s Relating to Continuations	7	259	2.7%	0.6%	0.8%	0.9%
% of Patients satisfied with the dentistry they have received	0	0	N/A	95.6%	93.6%	93.3%
% of Patients satisfied with the time they had to wait for an appointment	0	0	N/A	88.8%	88.8%	88.9%

\* This is based on patients treated on this contract for their most recent course of treatment. Figures in italics indicate the base number of FP17s or Patient Questionnaire responses are less than 100. N/A is shown where the base number of responses is less than 10 during the period. % is calculated as Quantity/Base number\*100

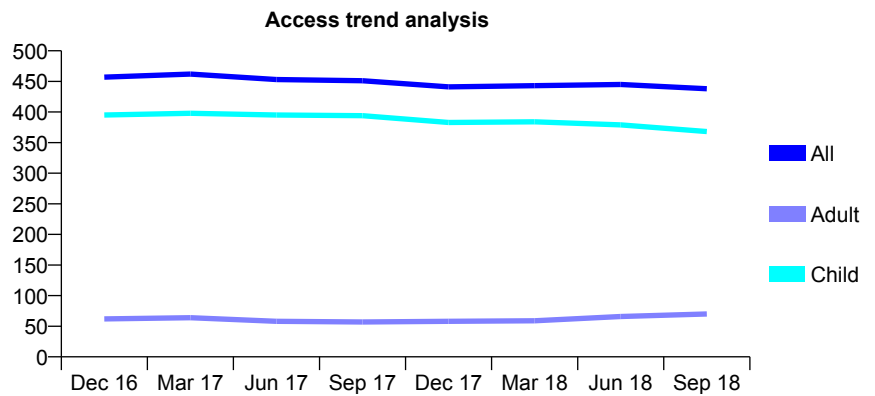
## Q69 - Vital Signs At a Glance Contract Report for 244287/0001 - September 2018

Name or company name	MR CR HARRIS
Contract type name	GDS Contract
Purpose of contract	General
Contract start date	01/04/2006
Contract end date	

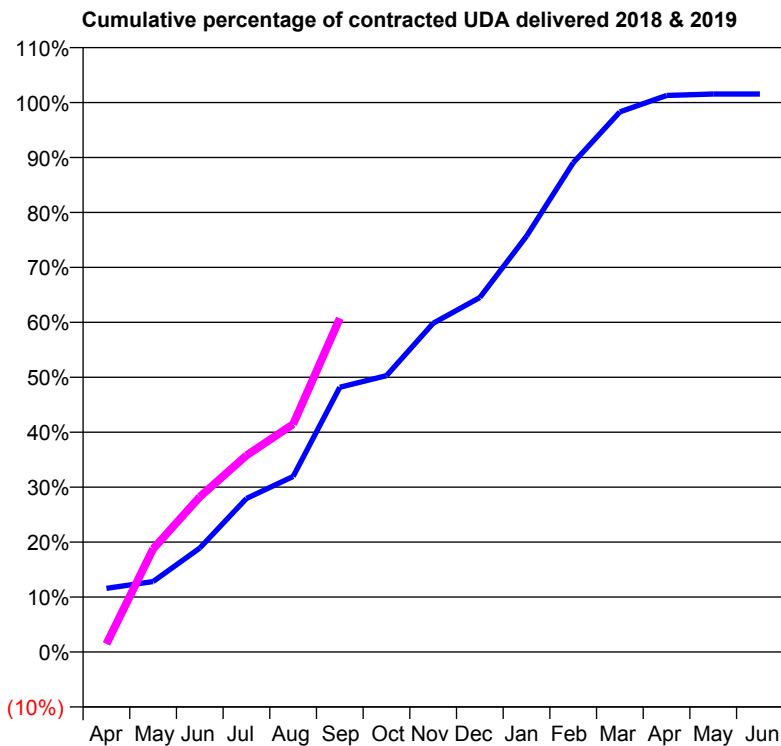
18/19 Contracted general activity (UDA)	1,083
Carry forward general activity (UDA)	-16
18/19 Contracted orthodontic activity (UOA)	0
Carry forward orthodontic activity (UOA)	0
Baseline contract value	£23,476.34

### ACCESS\*

Patients seen in 24 months	Total	Change since previous quarter
Quarter ending September 2017	451	
Quarter ending December 2017	441	↓
Quarter ending March 2018	443	→
Quarter ending June 2018	445	→
Quarter ending September 2018	438	↓
<b>Variance since September 2017</b>	<b>(2.9%)</b>	<b>↓</b>



### ACTIVITY



Adjusted Scheduled Activity (UDA)		
Month	2018	2019
April	126	16
May	139	203
June	205	306
July	303	387
August	346	449
September	522	658
October	545	
November	648	
December	699	
January	820	
February	964	
March	1,064	
April	1,097	
May	1,100	
June	1,100	

### QUALITY

	Quantity	Base Number	Contract	AT	Region	England
% of FP17s for the same patient ID Re-attending within 3 months - Children	36	318	11.3%	11.2%	11.1%	11.6%
% of FP17s for the same patient ID Re-attending within 3 months - Adults	2	19	10.5%	14.8%	15.3%	15.5%
% of FP17s for the same patient ID Re-attending between 3 & 9 months - Children	196	318	61.6%	58.6%	61.1%	58.8%
% of FP17s for the same patient ID Re-attending between 3 & 9 months - Adults	16	19	84.2%	49.3%	52.3%	51.1%
% of FP17s for Band 1 Urgent Courses	14	314	4.5%	9.7%	9.5%	9.0%
% of FP17s Relating to Free Repair or Replacements	0	314	0.0%	0.7%	0.7%	0.8%
% of FP17s Relating to Continuations	4	314	1.3%	0.6%	0.8%	0.9%
% of Patients satisfied with the dentistry they have received	0	0	N/A	95.6%	93.6%	93.3%
% of Patients satisfied with the time they had to wait for an appointment	0	0	N/A	88.8%	88.8%	88.9%

\* This is based on patients treated on this contract for their most recent course of treatment. Figures in italics indicate the base number of FP17s or Patient Questionnaire responses are less than 100. N/A is shown where the base number of responses is less than 10 during the period. % is calculated as Quantity/Base number\*100

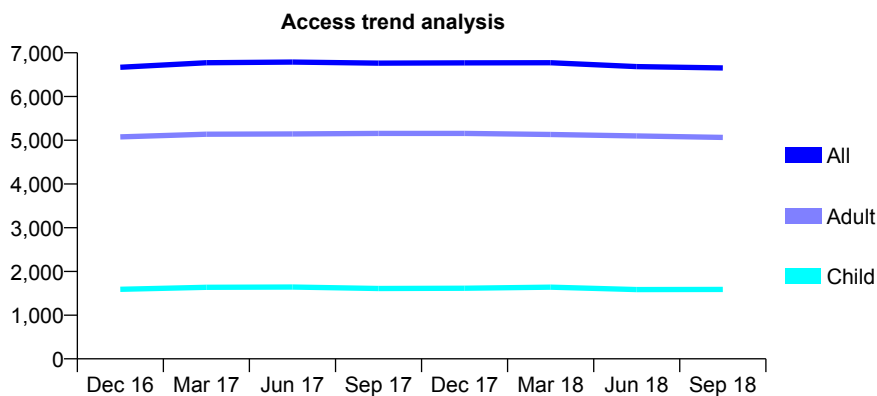
## Q69 - Vital Signs At a Glance Contract Report for 250511/0001 - September 2018

Name or company name	Mr BS Degun and Mr DS Jheeta
Contract type name	GDS Contract
Purpose of contract	General
Contract start date	01/04/2006
Contract end date	

18/19 Contracted general activity (UDA)	21,463
Carry forward general activity (UDA)	648
18/19 Contracted orthodontic activity (UOA)	0
Carry forward orthodontic activity (UOA)	0
Baseline contract value	£542,369.94

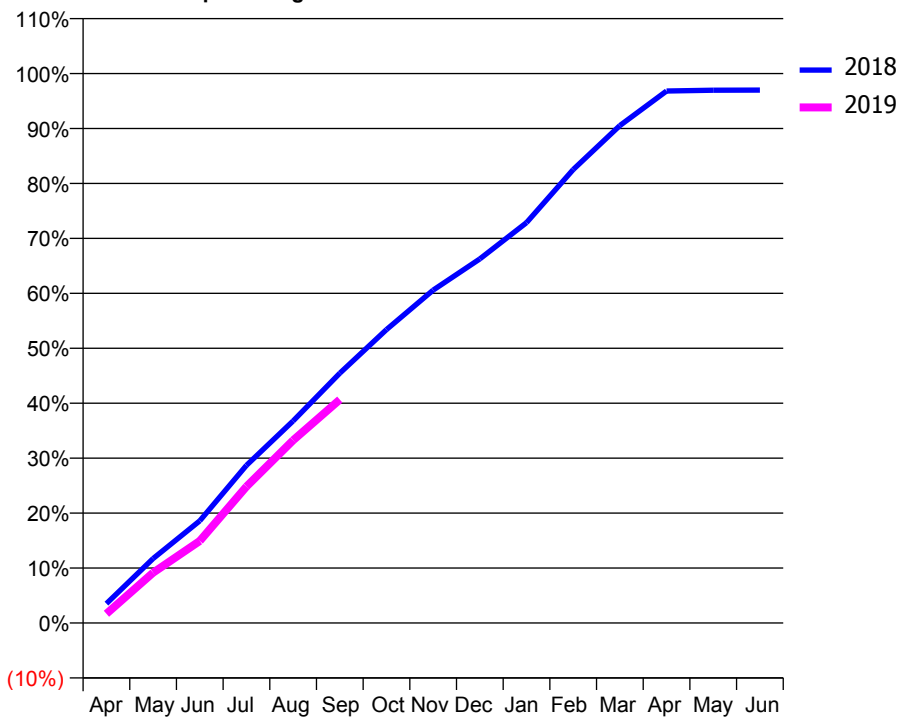
### ACCESS\*

Patients seen in 24 months	Total	Change since previous quarter
Quarter ending September 2017	6,765	
Quarter ending December 2017	6,770	→
Quarter ending March 2018	6,772	→
Quarter ending June 2018	6,683	↓
Quarter ending September 2018	6,653	→
<b>Variance since September 2017</b>	<b>(1.7%)</b>	<b>↓</b>



### ACTIVITY

Cumulative percentage of contracted UDA delivered 2018 & 2019



Month	Adjusted Scheduled Activity (UDA)	
	2018	2019
April	759	360
May	2,520	1,964
June	3,994	3,207
July	6,159	5,329
August	7,891	7,136
September	9,759	8,729
October	11,460	
November	13,004	
December	14,219	
January	15,636	
February	17,711	
March	19,432	
April	20,780	
May	20,812	
June	20,814	

### QUALITY

	Quantity	Base Number	Contract	AT	Region	England
% of FP17s for the same patient ID Re-attending within 3 months - Children	89	1,306	6.8%	11.2%	11.1%	11.6%
% of FP17s for the same patient ID Re-attending within 3 months - Adults	337	3,065	11.0%	14.8%	15.3%	15.5%
% of FP17s for the same patient ID Re-attending between 3 & 9 months - Children	791	1,306	60.6%	58.6%	61.1%	58.8%
% of FP17s for the same patient ID Re-attending between 3 & 9 months - Adults	1,550	3,065	50.6%	49.3%	52.3%	51.1%
% of FP17s for Band 1 Urgent Courses	490	3,990	12.3%	9.7%	9.5%	9.0%
% of FP17s Relating to Free Repair or Replacements	16	3,990	0.4%	0.7%	0.7%	0.8%
% of FP17s Relating to Continuations	7	3,990	0.2%	0.6%	0.8%	0.9%
% of Patients satisfied with the dentistry they have received	1	1	N/A	95.6%	93.6%	93.3%
% of Patients satisfied with the time they had to wait for an appointment	1	1	N/A	88.8%	88.8%	88.9%

\* This is based on patients treated on this contract for their most recent course of treatment. Figures in italics indicate the base number of FP17s or Patient Questionnaire responses are less than 100. N/A is shown where the base number of responses is less than 10 during the period. % is calculated as Quantity/Base number\*100

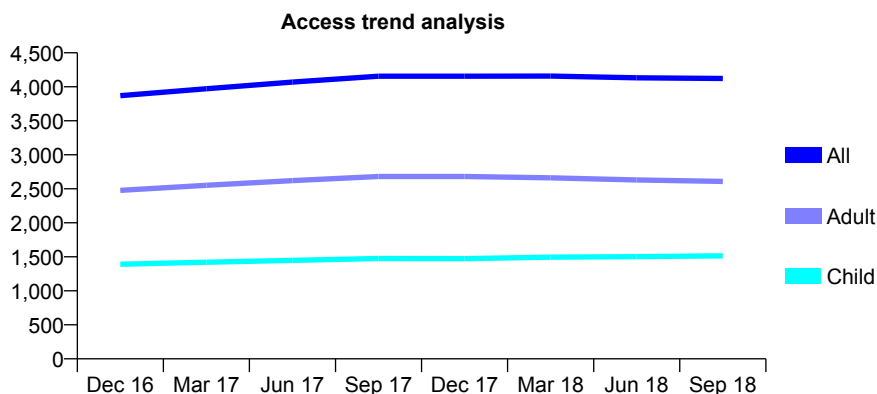
## Q69 - Vital Signs At a Glance Contract Report for 250929/0001 - September 2018

Name or company name	MR JS GILL
Contract type name	GDS Contract
Purpose of contract	General
Contract start date	01/04/2006
Contract end date	

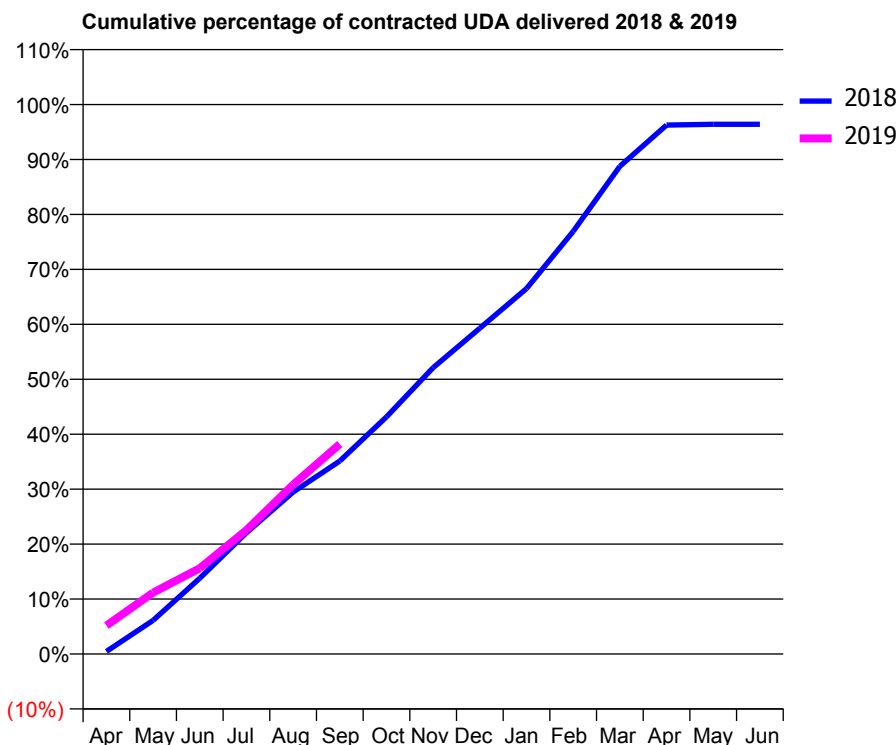
18/19 Contracted general activity (UDA)	13,780
Carry forward general activity (UDA)	0
18/19 Contracted orthodontic activity (UOA)	0
Carry forward orthodontic activity (UOA)	0
Baseline contract value	£430,010.86

### ACCESS\*

Patients seen in 24 months	Total	Change since previous quarter
Quarter ending September 2017	4,156	
Quarter ending December 2017	4,155	→
Quarter ending March 2018	4,158	→
Quarter ending June 2018	4,132	→
Quarter ending September 2018	4,123	→
<b>Variance since September 2017</b>	<b>(0.8%)</b>	→



### ACTIVITY



Month	Adjusted Scheduled Activity (UDA)	
	2018	2019
April	66	713
May	846	1,540
June	1,901	2,152
July	3,042	3,108
August	4,061	4,250
September	4,839	5,266
October	5,949	
November	7,180	
December	8,173	
January	9,163	
February	10,600	
March	12,229	
April	13,262	
May	13,283	
June	13,284	

### QUALITY

	Quantity	Base Number	Contract	AT	Region	England
% of FP17s for the same patient ID Re-attending within 3 months - Children	47	1,035	4.5%	11.2%	11.1%	11.6%
% of FP17s for the same patient ID Re-attending within 3 months - Adults	175	1,348	13.0%	14.8%	15.3%	15.5%
% of FP17s for the same patient ID Re-attending between 3 & 9 months - Children	638	1,035	61.6%	58.6%	61.1%	58.8%
% of FP17s for the same patient ID Re-attending between 3 & 9 months - Adults	589	1,348	43.7%	49.3%	52.3%	51.1%
% of FP17s for Band 1 Urgent Courses	259	2,176	11.9%	9.7%	9.5%	9.0%
% of FP17s Relating to Free Repair or Replacements	20	2,176	0.9%	0.7%	0.7%	0.8%
% of FP17s Relating to Continuations	2	2,176	0.1%	0.6%	0.8%	0.9%
% of Patients satisfied with the dentistry they have received	3	3	N/A	95.6%	93.6%	93.3%
% of Patients satisfied with the time they had to wait for an appointment	3	3	N/A	88.8%	88.8%	88.9%

\* This is based on patients treated on this contract for their most recent course of treatment. Figures in italics indicate the base number of FP17s or Patient Questionnaire responses are less than 100. N/A is shown where the base number of responses is less than 10 during the period. % is calculated as Quantity/Base number\*100



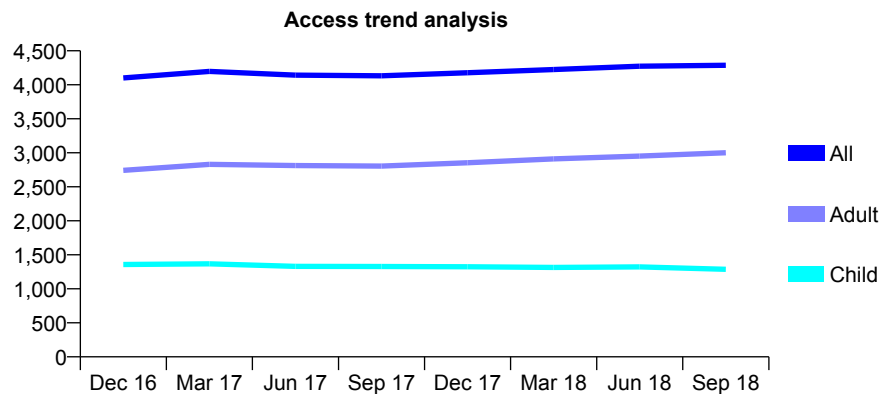
## Q69 - Vital Signs At a Glance Contract Report for 253359/0001 - September 2018

Name or company name	MR MA LADAK
Contract type name	GDS Contract
Purpose of contract	General
Contract start date	01/04/2006
Contract end date	

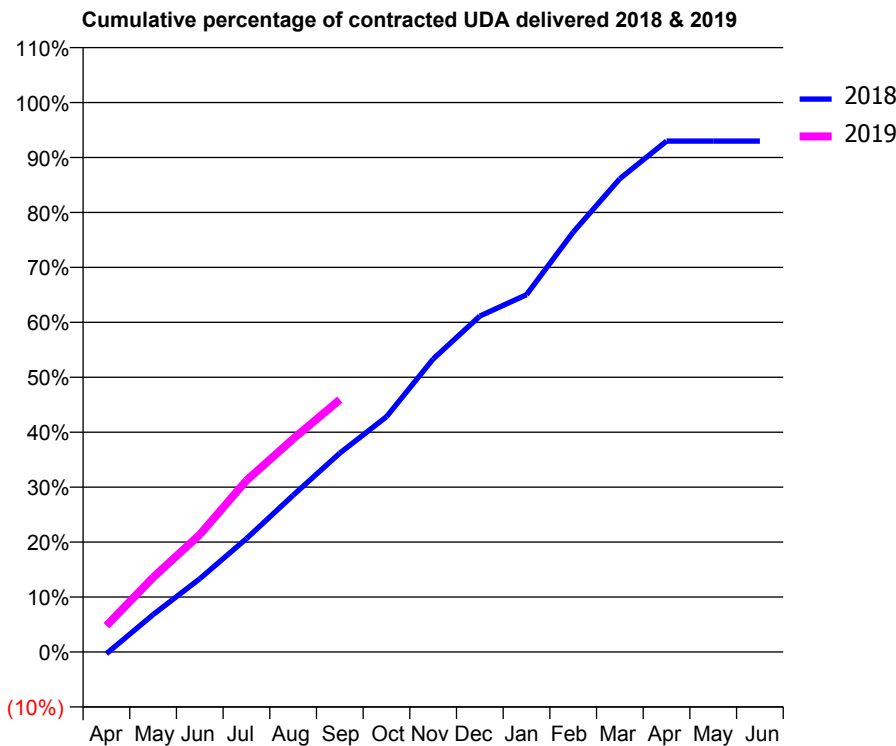
18/19 Contracted general activity (UDA)	11,021
Carry forward general activity (UDA)	0
18/19 Contracted orthodontic activity (UOA)	0
Carry forward orthodontic activity (UOA)	0
Baseline contract value	£355,548.94

### ACCESS\*

Patients seen in 24 months	Total	Change since previous quarter
Quarter ending September 2017	4,133	
Quarter ending December 2017	4,178	→
Quarter ending March 2018	4,225	→
Quarter ending June 2018	4,273	→
Quarter ending September 2018	4,288	→
<b>Variance since September 2017</b>	<b>3.8%</b>	<b>↑</b>



### ACTIVITY



Month	Adjusted Scheduled Activity (UDA)	
	2018	2019
April	-35	529
May	749	1,497
June	1,469	2,354
July	2,275	3,439
August	3,143	4,274
September	3,989	5,062
October	4,718	
November	5,876	
December	6,737	
January	7,166	
February	8,421	
March	9,494	
April	10,246	
May	10,246	
June	10,246	

### QUALITY

	Quantity	Base Number	Contract	AT	Region	England
% of FP17s for the same patient ID Re-attending within 3 months - Children	75	1,048	7.2%	11.2%	11.1%	11.6%
% of FP17s for the same patient ID Re-attending within 3 months - Adults	342	2,103	16.3%	14.8%	15.3%	15.5%
% of FP17s for the same patient ID Re-attending between 3 & 9 months - Children	727	1,048	69.4%	58.6%	61.1%	58.8%
% of FP17s for the same patient ID Re-attending between 3 & 9 months - Adults	1,080	2,103	51.4%	49.3%	52.3%	51.1%
% of FP17s for Band 1 Urgent Courses	231	2,862	8.1%	9.7%	9.5%	9.0%
% of FP17s Relating to Free Repair or Replacements	14	2,862	0.5%	0.7%	0.7%	0.8%
% of FP17s Relating to Continuations	54	2,862	1.9%	0.6%	0.8%	0.9%
% of Patients satisfied with the dentistry they have received	0	0	N/A	95.6%	93.6%	93.3%
% of Patients satisfied with the time they had to wait for an appointment	0	0	N/A	88.8%	88.8%	88.9%

\* This is based on patients treated on this contract for their most recent course of treatment. Figures in italics indicate the base number of FP17s or Patient Questionnaire responses are less than 100. N/A is shown where the base number of responses is less than 10 during the period. % is calculated as Quantity/Base number\*100

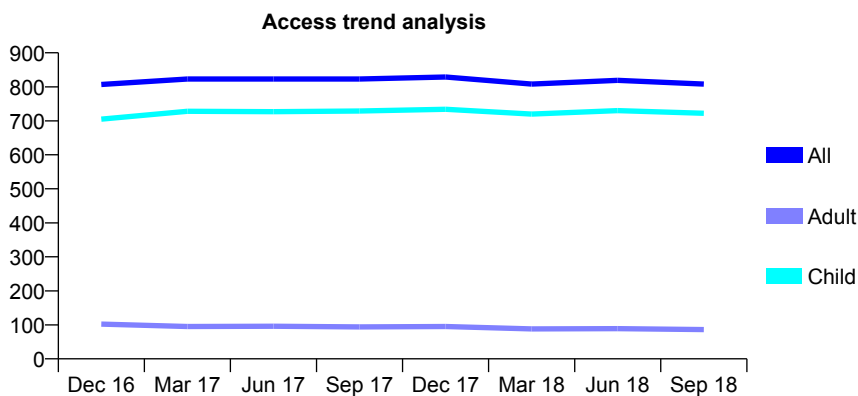
## Q69 - Vital Signs At a Glance Contract Report for 253731/0001 - September 2018

Name or company name	MR V KUMAR
Contract type name	GDS Contract
Purpose of contract	General
Contract start date	01/04/2006
Contract end date	

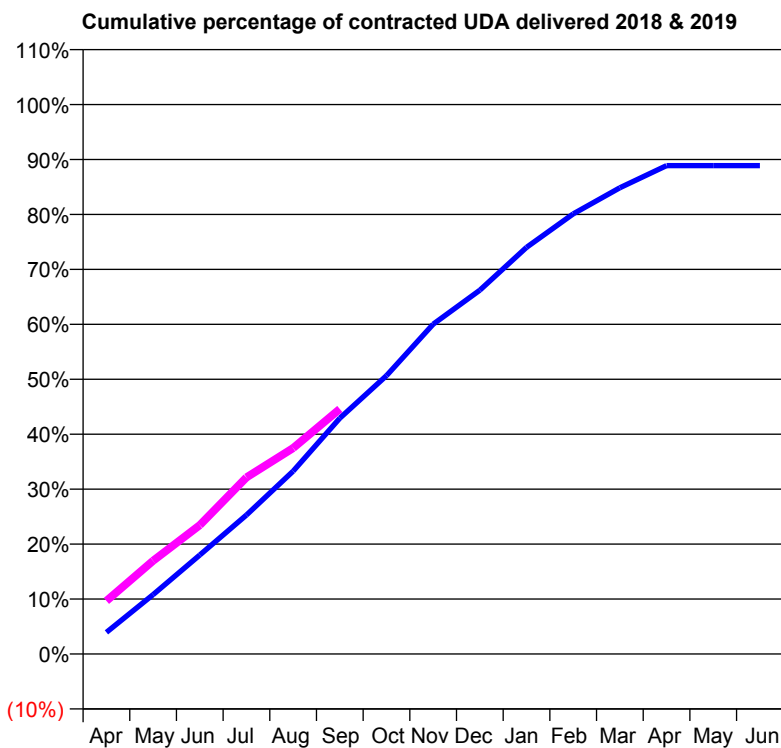
18/19 Contracted general activity (UDA)	1,570
Carry forward general activity (UDA)	0
18/19 Contracted orthodontic activity (UOA)	0
Carry forward orthodontic activity (UOA)	0
Baseline contract value	£40,974.31

### ACCESS\*

Patients seen in 24 months	Total	Change since previous quarter
Quarter ending September 2017	823	
Quarter ending December 2017	829	→
Quarter ending March 2018	808	↓
Quarter ending June 2018	819	→
Quarter ending September 2018	808	↓
<b>Variance since September 2017</b>	<b>(1.8%)</b>	<b>↓</b>



### ACTIVITY



Month	Adjusted Scheduled Activity (UDA)	
	2018	2019
April	62	152
May	170	267
June	283	368
July	397	505
August	522	589
September	674	700
October	795	
November	942	
December	1,040	
January	1,162	
February	1,258	
March	1,332	
April	1,395	
May	1,395	
June	1,395	

### QUALITY

	Quantity	Base Number	Contract	AT	Region	England
% of FP17s for the same patient ID Re-attending within 3 months - Children	27	639	4.2%	11.2%	11.1%	11.6%
% of FP17s for the same patient ID Re-attending within 3 months - Adults	0	24	0.0%	14.8%	15.3%	15.5%
% of FP17s for the same patient ID Re-attending between 3 & 9 months - Children	474	639	74.2%	58.6%	61.1%	58.8%
% of FP17s for the same patient ID Re-attending between 3 & 9 months - Adults	15	24	62.5%	49.3%	52.3%	51.1%
% of FP17s for Band 1 Urgent Courses	10	604	1.7%	9.7%	9.5%	9.0%
% of FP17s Relating to Free Repair or Replacements	0	604	0.0%	0.7%	0.7%	0.8%
% of FP17s Relating to Continuations	6	604	1.0%	0.6%	0.8%	0.9%
% of Patients satisfied with the dentistry they have received	1	1	N/A	95.6%	93.6%	93.3%
% of Patients satisfied with the time they had to wait for an appointment	1	1	N/A	88.8%	88.8%	88.9%

\* This is based on patients treated on this contract for their most recent course of treatment. Figures in italics indicate the base number of FP17s or Patient Questionnaire responses are less than 100. N/A is shown where the base number of responses is less than 10 during the period. % is calculated as Quantity/Base number\*100

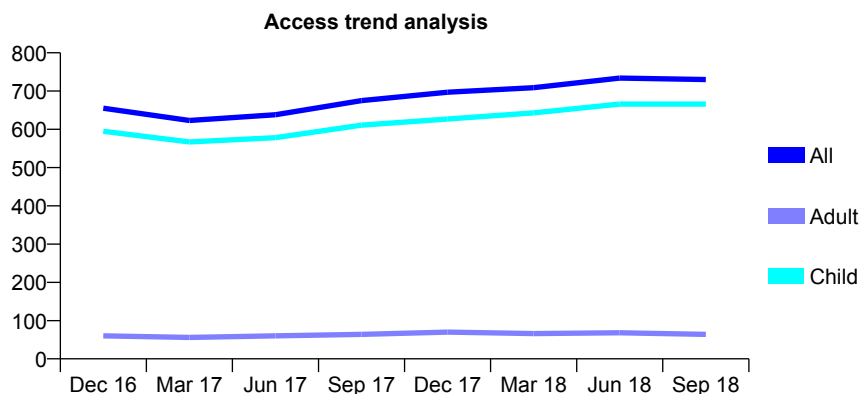
## Q69 - Vital Signs At a Glance Contract Report for 257273/0001 - September 2018

Name or company name	MR NP ARNOLD
Contract type name	GDS Contract
Purpose of contract	General
Contract start date	01/04/2006
Contract end date	

18/19 Contracted general activity (UDA)	1,246
Carry forward general activity (UDA)	0
18/19 Contracted orthodontic activity (UOA)	0
Carry forward orthodontic activity (UOA)	0
Baseline contract value	£24,285.15

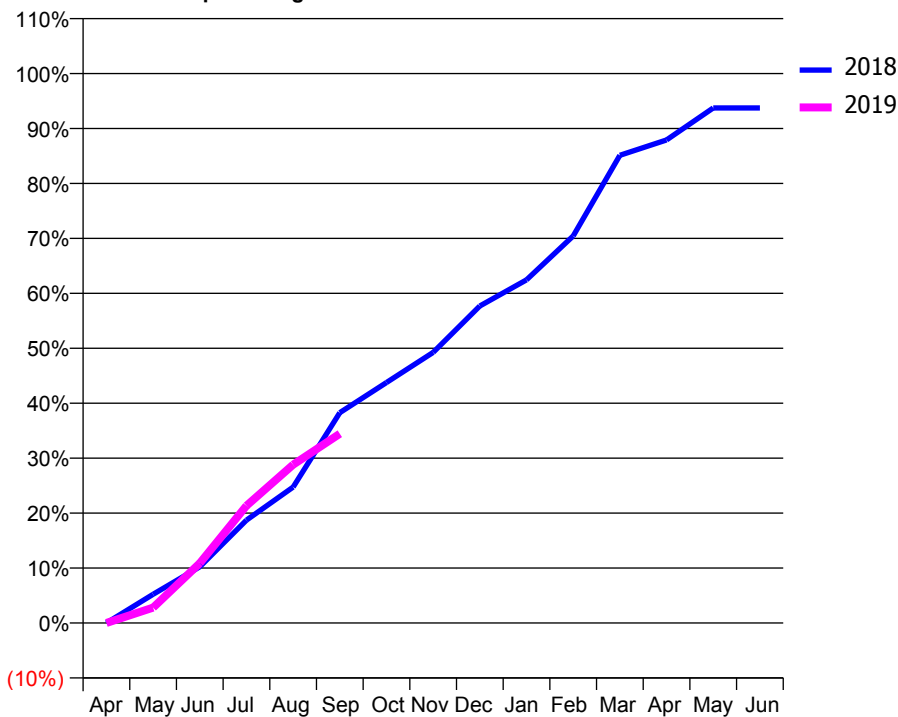
### ACCESS\*

Patients seen in 24 months	Total	Change since previous quarter
Quarter ending September 2017	675	
Quarter ending December 2017	697	↑
Quarter ending March 2018	709	→
Quarter ending June 2018	734	↑
Quarter ending September 2018	730	→
<b>Variance since September 2017</b>	<b>8.1%</b>	<b>↑</b>



### ACTIVITY

Cumulative percentage of contracted UDA delivered 2018 & 2019



Month	Adjusted Scheduled Activity (UDA)	
	2018	2019
April	0	0
May	65	35
June	127	136
July	233	266
August	308	359
September	477	429
October	545	
November	614	
December	719	
January	778	
February	878	
March	1,060	
April	1,095	
May	1,168	
June	1,168	

### QUALITY

	Quantity	Base Number	Contract	AT	Region	England
% of FP17s for the same patient ID Re-attending within 3 months - Children	17	470	3.6%	11.2%	11.1%	11.6%
% of FP17s for the same patient ID Re-attending within 3 months - Adults	0	0	N/A	14.8%	15.3%	15.5%
% of FP17s for the same patient ID Re-attending between 3 & 9 months - Children	291	470	61.9%	58.6%	61.1%	58.8%
% of FP17s for the same patient ID Re-attending between 3 & 9 months - Adults	0	0	N/A	49.3%	52.3%	51.1%
% of FP17s for Band 1 Urgent Courses	11	377	2.9%	9.7%	9.5%	9.0%
% of FP17s Relating to Free Repair or Replacements	0	377	0.0%	0.7%	0.7%	0.8%
% of FP17s Relating to Continuations	0	377	0.0%	0.6%	0.8%	0.9%
% of Patients satisfied with the dentistry they have received	1	1	N/A	95.6%	93.6%	93.3%
% of Patients satisfied with the time they had to wait for an appointment	1	1	N/A	88.8%	88.8%	88.9%

\* This is based on patients treated on this contract for their most recent course of treatment. Figures in italics indicate the base number of FP17s or Patient Questionnaire responses are less than 100. N/A is shown where the base number of responses is less than 10 during the period. % is calculated as Quantity/Base number\*100

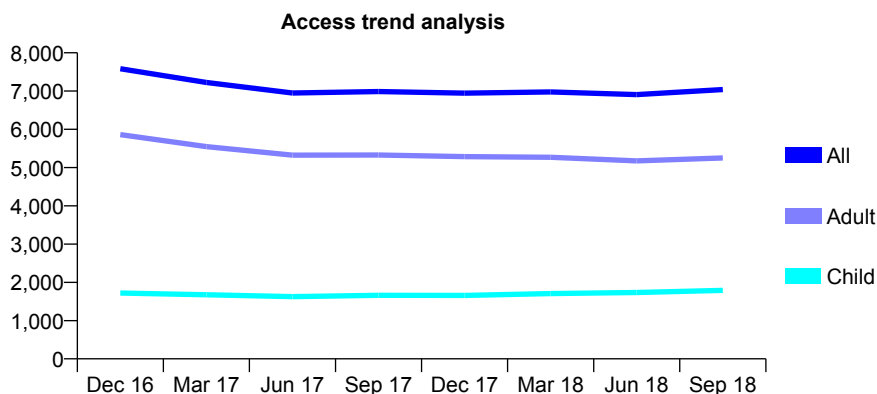
## Q69 - Vital Signs At a Glance Contract Report for 258989/0001 - September 2018

Name or company name	Mr Andrew Cumming and Mr Jayesh Kotec
Contract type name	GDS Contract
Purpose of contract	General
Contract start date	01/04/2006
Contract end date	

18/19 Contracted general activity (UDA)	19,500
Carry forward general activity (UDA)	-61
18/19 Contracted orthodontic activity (UOA)	0
Carry forward orthodontic activity (UOA)	0
Baseline contract value	£613,970.54

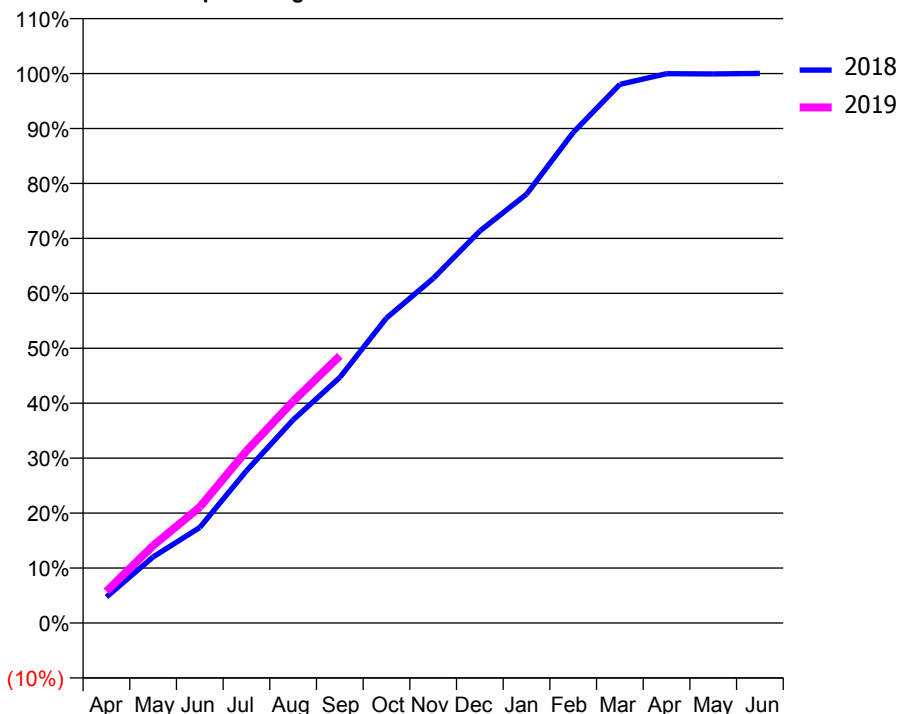
### ACCESS\*

Patients seen in 24 months	Total	Change since previous quarter
Quarter ending September 2017	6,988	
Quarter ending December 2017	6,945	→
Quarter ending March 2018	6,977	→
Quarter ending June 2018	6,908	→
Quarter ending September 2018	7,040	→
<b>Variance since September 2017</b>	<b>0.7%</b>	<b>→</b>



### ACTIVITY

Cumulative percentage of contracted UDA delivered 2018 & 2019



Month	Adjusted Scheduled Activity (UDA)	
	2018	2019
April	923	1,124
May	2,343	2,749
June	3,389	4,117
July	5,400	6,106
August	7,210	7,869
September	8,712	9,482
October	10,825	
November	12,227	
December	13,909	
January	15,216	
February	17,408	
March	19,114	
April	19,495	
May	19,485	
June	19,504	

### QUALITY

	Quantity	Base Number	Contract	AT	Region	England
% of FP17s for the same patient ID Re-attending within 3 months - Children	63	1,221	5.2%	11.2%	11.1%	11.6%
% of FP17s for the same patient ID Re-attending within 3 months - Adults	522	3,499	14.9%	14.8%	15.3%	15.5%
% of FP17s for the same patient ID Re-attending between 3 & 9 months - Children	544	1,221	44.6%	58.6%	61.1%	58.8%
% of FP17s for the same patient ID Re-attending between 3 & 9 months - Adults	1,526	3,499	43.6%	49.3%	52.3%	51.1%
% of FP17s for Band 1 Urgent Courses	218	4,519	4.8%	9.7%	9.5%	9.0%
% of FP17s Relating to Free Repair or Replacements	15	4,519	0.3%	0.7%	0.7%	0.8%
% of FP17s Relating to Continuations	21	4,519	0.5%	0.6%	0.8%	0.9%
% of Patients satisfied with the dentistry they have received	5	5	N/A	95.6%	93.6%	93.3%
% of Patients satisfied with the time they had to wait for an appointment	5	5	N/A	88.8%	88.8%	88.9%

\* This is based on patients treated on this contract for their most recent course of treatment. Figures in italics indicate the base number of FP17s or Patient Questionnaire responses are less than 100. N/A is shown where the base number of responses is less than 10 during the period. % is calculated as Quantity/Base number\*100

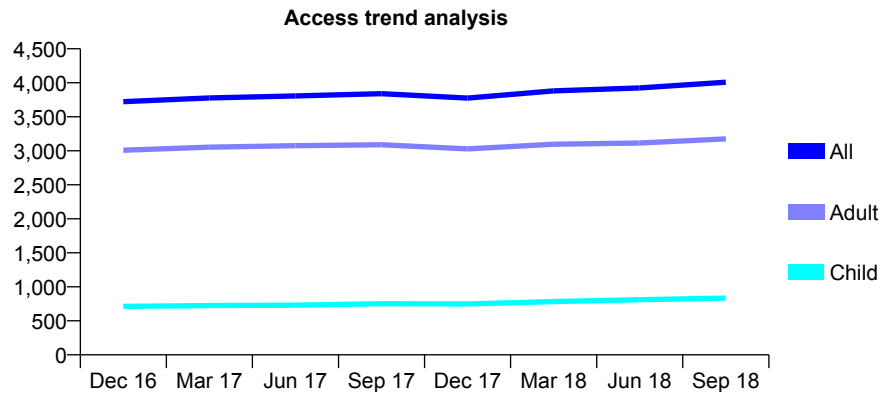
## Q69 - Vital Signs At a Glance Contract Report for 263400/0001 - September 2018

Name or company name	MR TP WINDSOR
Contract type name	GDS Contract
Purpose of contract	General
Contract start date	01/04/2006
Contract end date	

18/19 Contracted general activity (UDA)	12,294
Carry forward general activity (UDA)	0
18/19 Contracted orthodontic activity (UOA)	0
Carry forward orthodontic activity (UOA)	0
Baseline contract value	£293,381.18

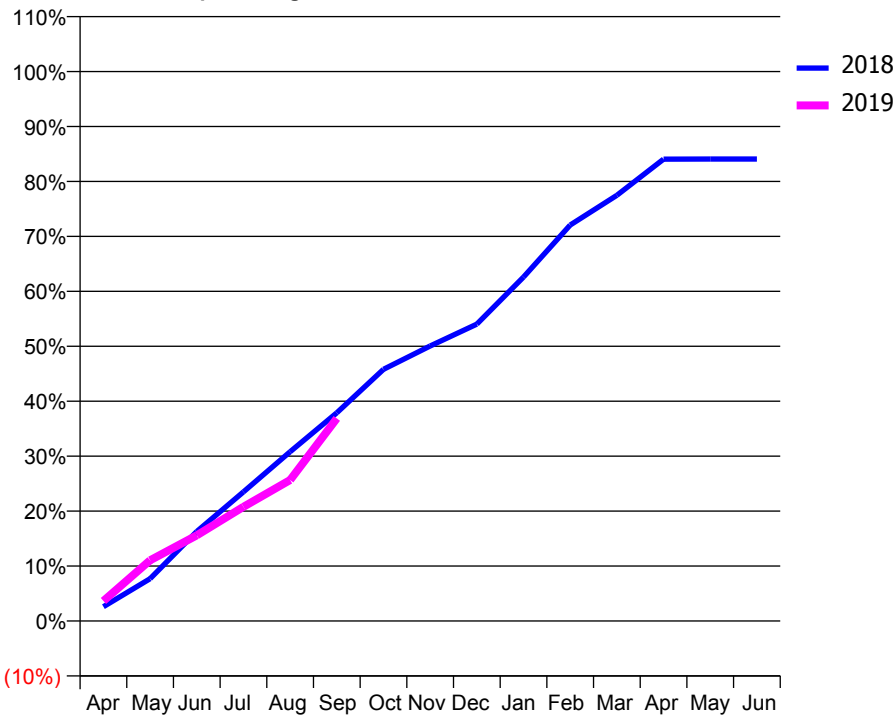
### ACCESS\*

Patients seen in 24 months	Total	Change since previous quarter
Quarter ending September 2017	3,841	
Quarter ending December 2017	3,776	↓
Quarter ending March 2018	3,881	↑
Quarter ending June 2018	3,925	→
Quarter ending September 2018	4,009	↑
<b>Variance since September 2017</b>	<b>4.4%</b>	<b>↑</b>



### ACTIVITY

Cumulative percentage of contracted UDA delivered 2018 & 2019



Month	Adjusted Scheduled Activity (UDA)	
	2018	2019
April	322	449
May	946	1,359
June	2,004	1,917
July	2,889	2,556
August	3,786	3,156
September	4,659	4,532
October	5,631	
November	6,153	
December	6,644	
January	7,696	
February	8,860	
March	9,525	
April	10,333	
May	10,335	
June	10,336	

### QUALITY

	Quantity	Base Number	Contract	AT	Region	England
% of FP17s for the same patient ID Re-attending within 3 months - Children	32	606	5.3%	11.2%	11.1%	11.6%
% of FP17s for the same patient ID Re-attending within 3 months - Adults	230	2,150	10.7%	14.8%	15.3%	15.5%
% of FP17s for the same patient ID Re-attending between 3 & 9 months - Children	367	606	60.6%	58.6%	61.1%	58.8%
% of FP17s for the same patient ID Re-attending between 3 & 9 months - Adults	1,326	2,150	61.7%	49.3%	52.3%	51.1%
% of FP17s for Band 1 Urgent Courses	220	2,508	8.8%	9.7%	9.5%	9.0%
% of FP17s Relating to Free Repair or Replacements	10	2,508	0.4%	0.7%	0.7%	0.8%
% of FP17s Relating to Continuations	5	2,508	0.2%	0.6%	0.8%	0.9%
% of Patients satisfied with the dentistry they have received	3	3	N/A	95.6%	93.6%	93.3%
% of Patients satisfied with the time they had to wait for an appointment	2	3	N/A	88.8%	88.8%	88.9%

\* This is based on patients treated on this contract for their most recent course of treatment. Figures in italics indicate the base number of FP17s or Patient Questionnaire responses are less than 100. N/A is shown where the base number of responses is less than 10 during the period. % is calculated as Quantity/Base number\*100

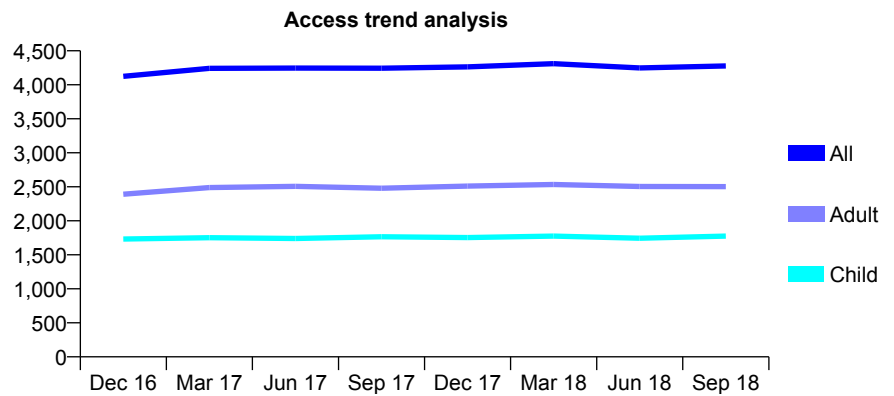
## Q69 - Vital Signs At a Glance Contract Report for 269913/0002 - September 2018

Name or company name	MISS NZ ALI
Contract type name	GDS Contract
Purpose of contract	General
Contract start date	01/06/2006
Contract end date	

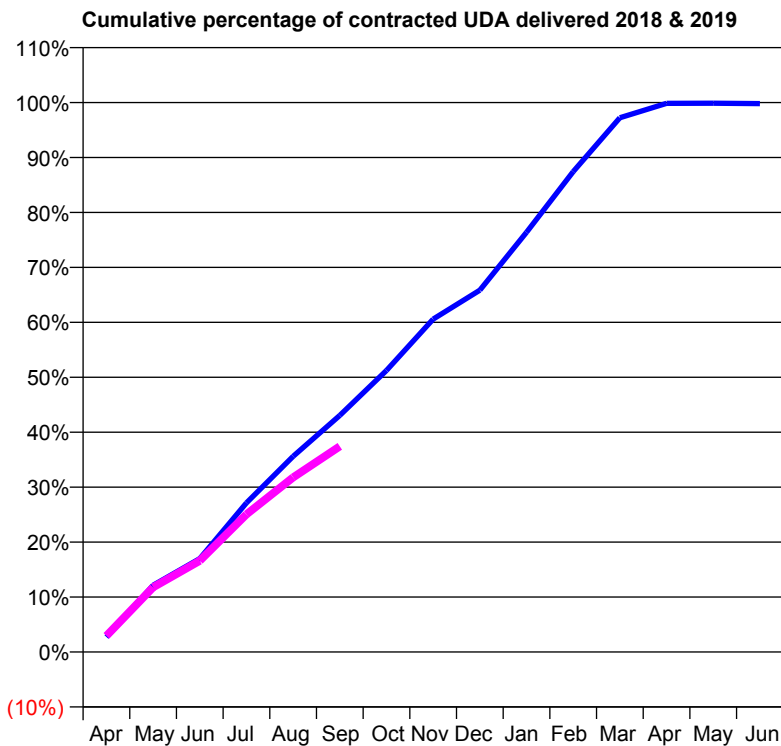
18/19 Contracted general activity (UDA)	12,851
Carry forward general activity (UDA)	27
18/19 Contracted orthodontic activity (UOA)	0
Carry forward orthodontic activity (UOA)	0
Baseline contract value	£389,425.59

### ACCESS\*

Patients seen in 24 months	Total	Change since previous quarter
Quarter ending September 2017	4,245	
Quarter ending December 2017	4,264	→
Quarter ending March 2018	4,311	→
Quarter ending June 2018	4,249	↓
Quarter ending September 2018	4,277	→
<b>Variance since September 2017</b>	<b>0.8%</b>	<b>→</b>



### ACTIVITY



Month	Adjusted Scheduled Activity (UDA)	
	2018	2019
April	366	379
May	1,624	1,514
June	2,271	2,136
July	3,628	3,219
August	4,760	4,083
September	5,756	4,809
October	6,847	
November	8,096	
December	8,800	
January	10,207	
February	11,685	
March	12,994	
April	13,346	
May	13,349	
June	13,338	

### QUALITY

	Quantity	Base Number	Contract	AT	Region	England
% of FP17s for the same patient ID Re-attending within 3 months - Children	74	811	9.1%	11.2%	11.1%	11.6%
% of FP17s for the same patient ID Re-attending within 3 months - Adults	170	968	17.6%	14.8%	15.3%	15.5%
% of FP17s for the same patient ID Re-attending between 3 & 9 months - Children	271	811	33.4%	58.6%	61.1%	58.8%
% of FP17s for the same patient ID Re-attending between 3 & 9 months - Adults	302	968	31.2%	49.3%	52.3%	51.1%
% of FP17s for Band 1 Urgent Courses	236	1,665	14.2%	9.7%	9.5%	9.0%
% of FP17s Relating to Free Repair or Replacements	4	1,665	0.2%	0.7%	0.7%	0.8%
% of FP17s Relating to Continuations	0	1,665	0.0%	0.6%	0.8%	0.9%
% of Patients satisfied with the dentistry they have received	4	5	N/A	95.6%	93.6%	93.3%
% of Patients satisfied with the time they had to wait for an appointment	3	5	N/A	88.8%	88.8%	88.9%

\* This is based on patients treated on this contract for their most recent course of treatment. Figures in italics indicate the base number of FP17s or Patient Questionnaire responses are less than 100. N/A is shown where the base number of responses is less than 10 during the period. % is calculated as Quantity/Base number\*100

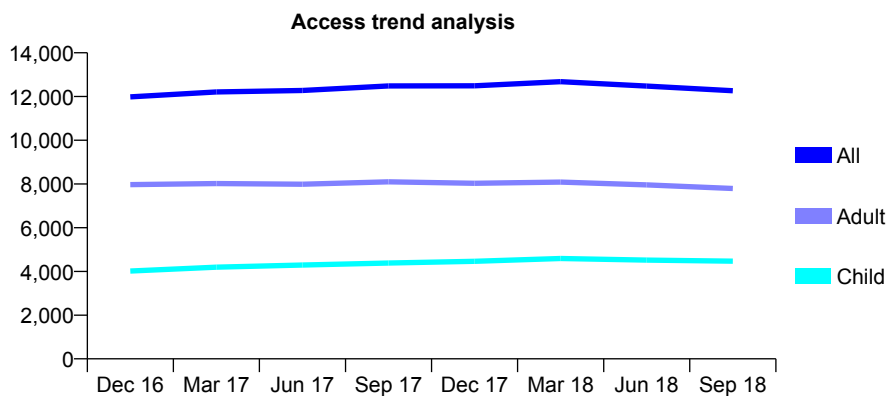
## Q69 - Vital Signs At a Glance Contract Report for 270563/0001 - September 2018

Name or company name	MR RS DHARWAR
Contract type name	GDS Contract
Purpose of contract	General
Contract start date	01/04/2006
Contract end date	

18/19 Contracted general activity (UDA)	31,189
Carry forward general activity (UDA)	1,129
18/19 Contracted orthodontic activity (UOA)	0
Carry forward orthodontic activity (UOA)	0
Baseline contract value	£798,758.72

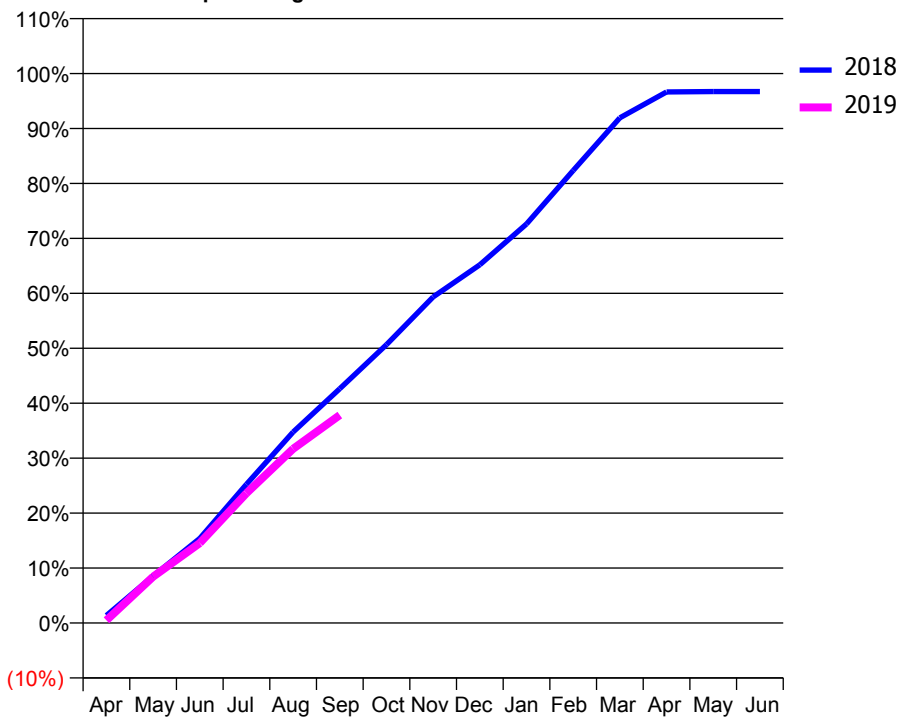
### ACCESS\*

Patients seen in 24 months	Total	Change since previous quarter
Quarter ending September 2017	12,483	
Quarter ending December 2017	12,490	→
Quarter ending March 2018	12,677	→
Quarter ending June 2018	12,475	↓
Quarter ending September 2018	12,266	↓
<b>Variance since September 2017</b>	<b>(1.7%)</b>	<b>↓</b>



### ACTIVITY

Cumulative percentage of contracted UDA delivered 2018 & 2019



Adjusted Scheduled Activity (UDA)		
Month	2018	2019
April	470	153
May	2,934	2,631
June	5,283	4,534
July	8,665	7,366
August	11,928	9,889
September	14,631	11,803
October	17,382	
November	20,361	
December	22,368	
January	24,919	
February	28,251	
March	31,541	
April	33,158	
May	33,181	
June	33,179	

### QUALITY

	Quantity	Base Number	Contract	AT	Region	England
% of FP17s for the same patient ID Re-attending within 3 months - Children	199	2,982	6.7%	11.2%	11.1%	11.6%
% of FP17s for the same patient ID Re-attending within 3 months - Adults	687	4,514	15.2%	14.8%	15.3%	15.5%
% of FP17s for the same patient ID Re-attending between 3 & 9 months - Children	1,906	2,982	63.9%	58.6%	61.1%	58.8%
% of FP17s for the same patient ID Re-attending between 3 & 9 months - Adults	2,236	4,514	49.5%	49.3%	52.3%	51.1%
% of FP17s for Band 1 Urgent Courses	711	6,466	11.0%	9.7%	9.5%	9.0%
% of FP17s Relating to Free Repair or Replacements	40	6,466	0.6%	0.7%	0.7%	0.8%
% of FP17s Relating to Continuations	19	6,466	0.3%	0.6%	0.8%	0.9%
% of Patients satisfied with the dentistry they have received	6	6	N/A	95.6%	93.6%	93.3%
% of Patients satisfied with the time they had to wait for an appointment	4	6	N/A	88.8%	88.8%	88.9%

\* This is based on patients treated on this contract for their most recent course of treatment. Figures in italics indicate the base number of FP17s or Patient Questionnaire responses are less than 100. N/A is shown where the base number of responses is less than 10 during the period. % is calculated as Quantity/Base number\*100



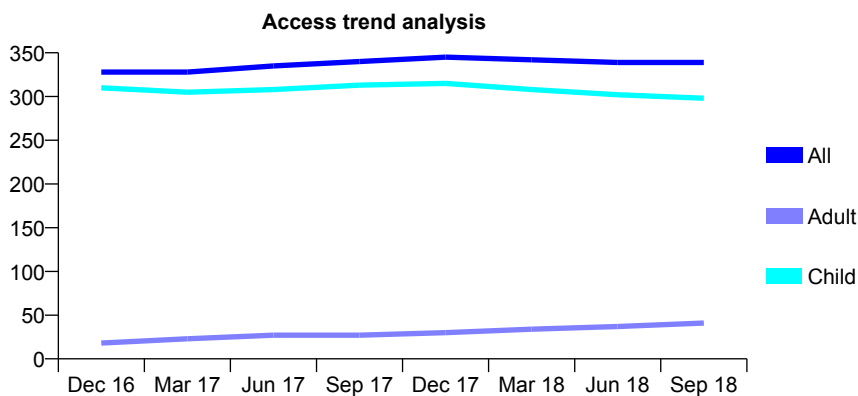
## Q69 - Vital Signs At a Glance Contract Report for 272558/0001 - September 2018

Name or company name	MRS OF QADEER
Contract type name	GDS Contract
Purpose of contract	General
Contract start date	04/09/2012
Contract end date	

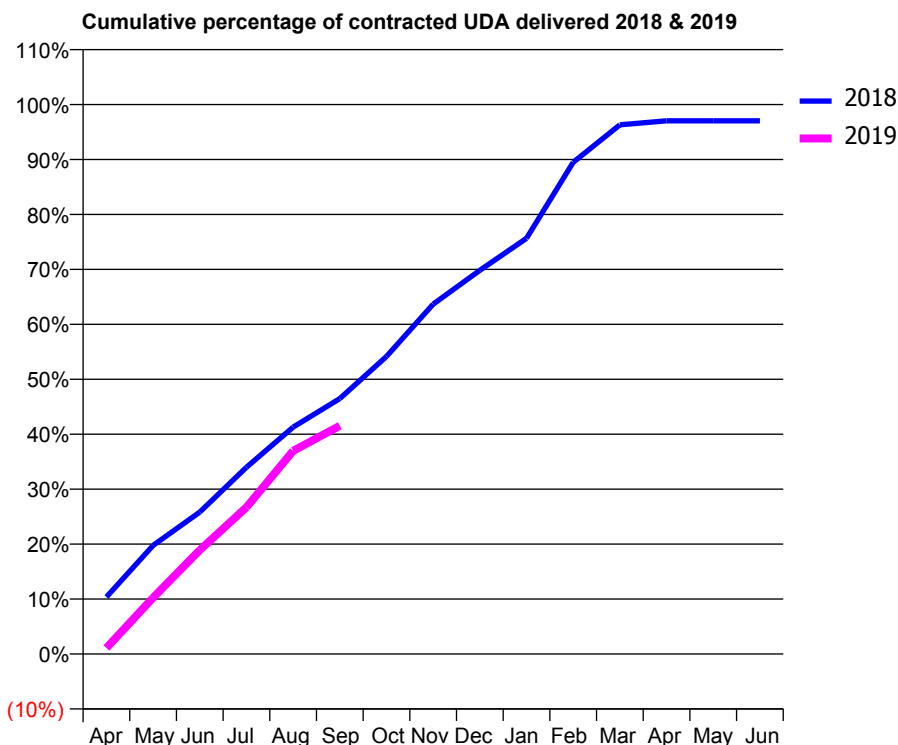
18/19 Contracted general activity (UDA)	809
Carry forward general activity (UDA)	24
18/19 Contracted orthodontic activity (UOA)	0
Carry forward orthodontic activity (UOA)	0
Baseline contract value	£23,281.42

### ACCESS\*

Patients seen in 24 months	Total	Change since previous quarter
Quarter ending September 2017	340	
Quarter ending December 2017	345	→
Quarter ending March 2018	342	→
Quarter ending June 2018	339	→
Quarter ending September 2018	339	→
<b>Variance since September 2017</b>	<b>(0.3%)</b>	<b>→</b>



### ACTIVITY



Month	Adjusted Scheduled Activity (UDA)	
	2018	2019
April	84	9
May	160	83
June	209	153
July	275	216
August	334	299
September	376	336
October	438	
November	515	
December	565	
January	612	
February	724	
March	779	
April	785	
May	785	
June	785	

### QUALITY

	Quantity	Base Number	Contract	AT	Region	England
% of FP17s for the same patient ID Re-attending within 3 months - Children	16	274	5.8%	11.2%	11.1%	11.6%
% of FP17s for the same patient ID Re-attending within 3 months - Adults	1	9	11.1%	14.8%	15.3%	15.5%
% of FP17s for the same patient ID Re-attending between 3 & 9 months - Children	203	274	74.1%	58.6%	61.1%	58.8%
% of FP17s for the same patient ID Re-attending between 3 & 9 months - Adults	5	9	55.6%	49.3%	52.3%	51.1%
% of FP17s for Band 1 Urgent Courses	0	281	0.0%	9.7%	9.5%	9.0%
% of FP17s Relating to Free Repair or Replacements	0	281	0.0%	0.7%	0.7%	0.8%
% of FP17s Relating to Continuations	8	281	2.8%	0.6%	0.8%	0.9%
% of Patients satisfied with the dentistry they have received	2	2	N/A	95.6%	93.6%	93.3%
% of Patients satisfied with the time they had to wait for an appointment	2	2	N/A	88.8%	88.8%	88.9%

\* This is based on patients treated on this contract for their most recent course of treatment. Figures in italics indicate the base number of FP17s or Patient Questionnaire responses are less than 100. N/A is shown where the base number of responses is less than 10 during the period. % is calculated as Quantity/Base number\*100

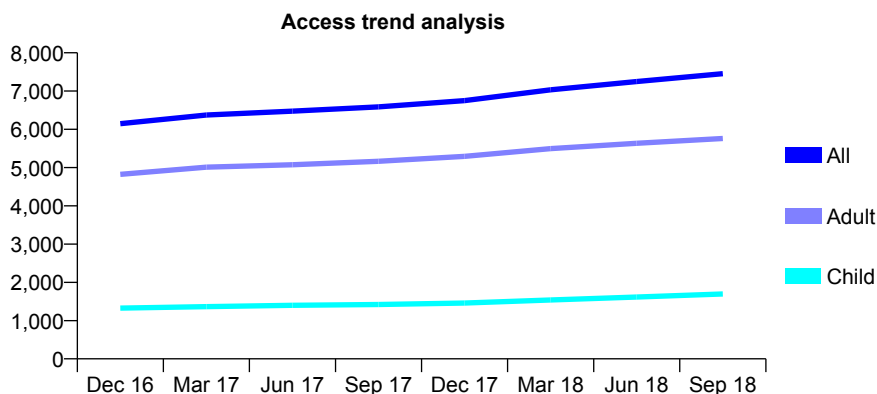
## Q69 - Vital Signs At a Glance Contract Report for 272728/0001 - September 2018

Name or company name	MRS RK DHARWAR
Contract type name	GDS Contract
Purpose of contract	General
Contract start date	01/02/2011
Contract end date	

18/19 Contracted general activity (UDA)	22,500
Carry forward general activity (UDA)	0
18/19 Contracted orthodontic activity (UOA)	0
Carry forward orthodontic activity (UOA)	0
Baseline contract value	£566,222.17

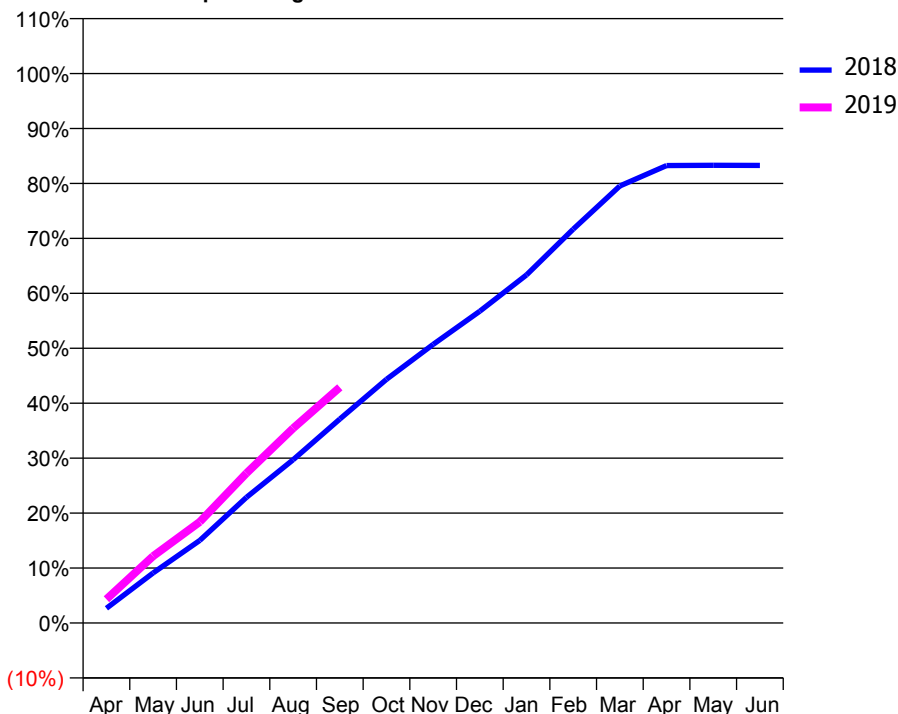
### ACCESS\*

Patients seen in 24 months	Total	Change since previous quarter
Quarter ending September 2017	6,585	
Quarter ending December 2017	6,751	↑
Quarter ending March 2018	7,034	↑
Quarter ending June 2018	7,249	↑
Quarter ending September 2018	7,456	↑
<b>Variance since September 2017</b>	<b>13.2%</b>	<b>↑</b>



### ACTIVITY

Cumulative percentage of contracted UDA delivered 2018 & 2019



Month	Adjusted Scheduled Activity (UDA)	
	2018	2019
April	604	976
May	2,050	2,737
June	3,383	4,142
July	5,145	6,133
August	6,688	7,977
September	8,353	9,649
October	9,980	
November	11,409	
December	12,770	
January	14,255	
February	16,126	
March	17,894	
April	18,729	
May	18,740	
June	18,738	

### QUALITY

	Quantity	Base Number	Contract	AT	Region	England
% of FP17s for the same patient ID Re-attending within 3 months - Children	93	1,480	6.3%	11.2%	11.1%	11.6%
% of FP17s for the same patient ID Re-attending within 3 months - Adults	445	4,334	10.3%	14.8%	15.3%	15.5%
% of FP17s for the same patient ID Re-attending between 3 & 9 months - Children	981	1,480	66.3%	58.6%	61.1%	58.8%
% of FP17s for the same patient ID Re-attending between 3 & 9 months - Adults	2,632	4,334	60.7%	49.3%	52.3%	51.1%
% of FP17s for Band 1 Urgent Courses	459	5,408	8.5%	9.7%	9.5%	9.0%
% of FP17s Relating to Free Repair or Replacements	24	5,408	0.4%	0.7%	0.7%	0.8%
% of FP17s Relating to Continuations	16	5,408	0.3%	0.6%	0.8%	0.9%
% of Patients satisfied with the dentistry they have received	11	12	91.7%	95.6%	93.6%	93.3%
% of Patients satisfied with the time they had to wait for an appointment	11	12	91.7%	88.8%	88.8%	88.9%

\* This is based on patients treated on this contract for their most recent course of treatment. Figures in italics indicate the base number of FP17s or Patient Questionnaire responses are less than 100. N/A is shown where the base number of responses is less than 10 during the period. % is calculated as Quantity/Base number\*100

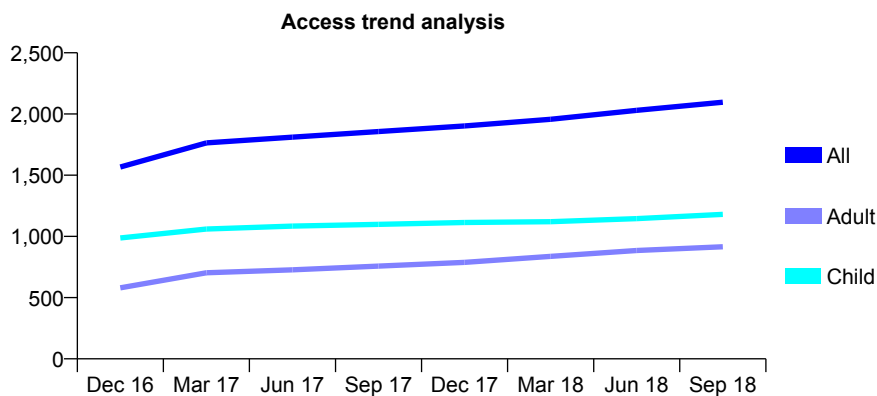
## Q69 - Vital Signs At a Glance Contract Report for 278637/0001 - September 2018

Name or company name	MR AK MURGAI
Contract type name	GDS Contract
Purpose of contract	General
Contract start date	01/02/2012
Contract end date	

18/19 Contracted general activity (UDA)	5,500
Carry forward general activity (UDA)	0
18/19 Contracted orthodontic activity (UOA)	0
Carry forward orthodontic activity (UOA)	0
Baseline contract value	£133,431.04

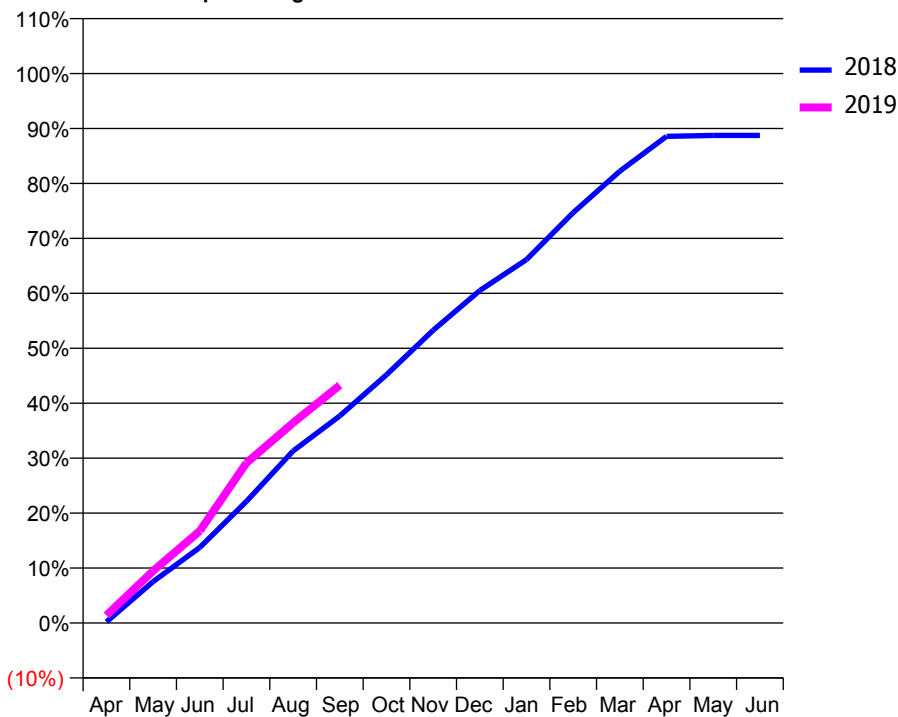
### ACCESS\*

Patients seen in 24 months	Total	Change since previous quarter
Quarter ending September 2017	1,857	
Quarter ending December 2017	1,902	↑
Quarter ending March 2018	1,957	↑
Quarter ending June 2018	2,030	↑
Quarter ending September 2018	2,096	↑
<b>Variance since September 2017</b>	<b>12.9%</b>	<b>↑</b>



### ACTIVITY

Cumulative percentage of contracted UDA delivered 2018 & 2019



Adjusted Scheduled Activity (UDA)

Month	2018	2019
April	11	77
May	414	522
June	756	921
July	1,218	1,602
August	1,723	2,004
September	2,074	2,381
October	2,484	
November	2,930	
December	3,328	
January	3,638	
February	4,107	
March	4,523	
April	4,871	
May	4,880	
June	4,880	

### QUALITY

	Quantity	Base Number	Contract	AT	Region	England
% of FP17s for the same patient ID Re-attending within 3 months - Children	61	952	6.4%	11.2%	11.1%	11.6%
% of FP17s for the same patient ID Re-attending within 3 months - Adults	82	589	13.9%	14.8%	15.3%	15.5%
% of FP17s for the same patient ID Re-attending between 3 & 9 months - Children	604	952	63.4%	58.6%	61.1%	58.8%
% of FP17s for the same patient ID Re-attending between 3 & 9 months - Adults	290	589	49.2%	49.3%	52.3%	51.1%
% of FP17s for Band 1 Urgent Courses	114	1,397	8.2%	9.7%	9.5%	9.0%
% of FP17s Relating to Free Repair or Replacements	3	1,397	0.2%	0.7%	0.7%	0.8%
% of FP17s Relating to Continuations	0	1,397	0.0%	0.6%	0.8%	0.9%
% of Patients satisfied with the dentistry they have received	3	4	N/A	95.6%	93.6%	93.3%
% of Patients satisfied with the time they had to wait for an appointment	2	4	N/A	88.8%	88.8%	88.9%

\* This is based on patients treated on this contract for their most recent course of treatment. Figures in italics indicate the base number of FP17s or Patient Questionnaire responses are less than 100. N/A is shown where the base number of responses is less than 10 during the period. % is calculated as Quantity/Base number\*100

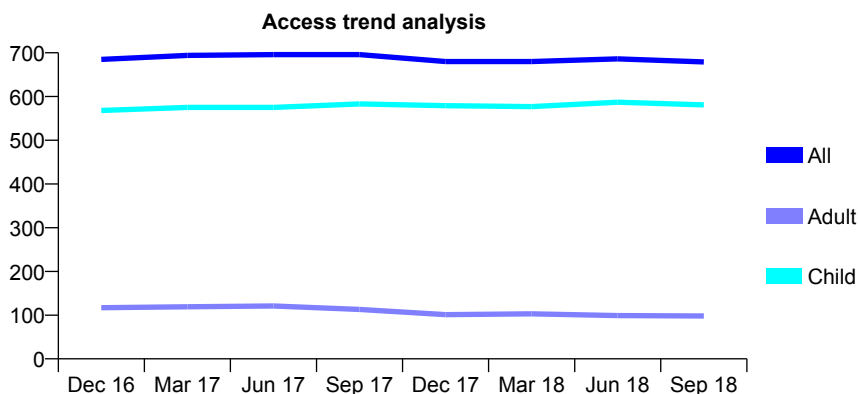
## Q69 - Vital Signs At a Glance Contract Report for 279978/0002 - September 2018

Name or company name	MR AG PAUL
Contract type name	GDS Contract
Purpose of contract	General
Contract start date	19/01/2015
Contract end date	

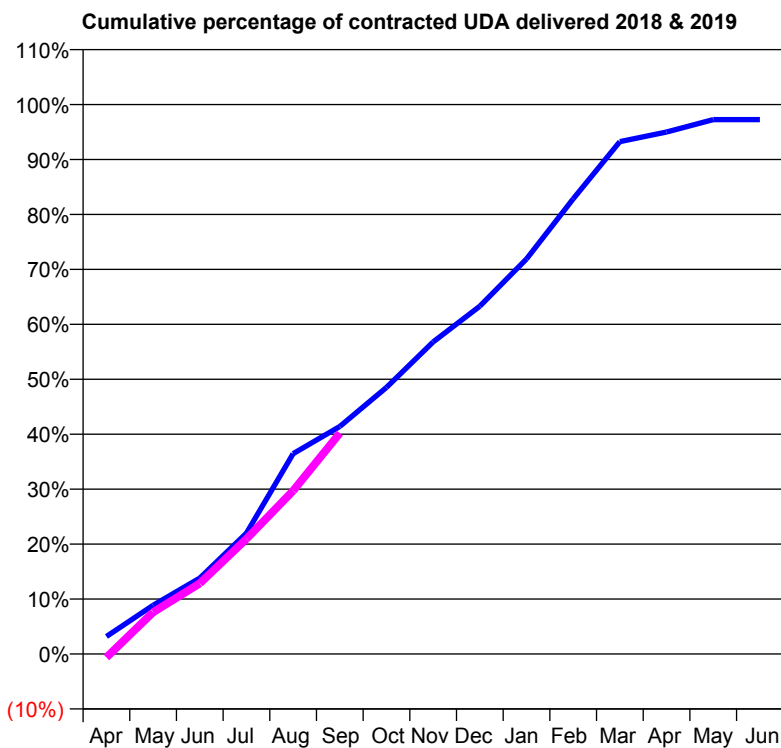
18/19 Contracted general activity (UDA)	2,000
Carry forward general activity (UDA)	55
18/19 Contracted orthodontic activity (UOA)	0
Carry forward orthodontic activity (UOA)	0
Baseline contract value	£52,230.77

### ACCESS\*

Patients seen in 24 months	Total	Change since previous quarter
Quarter ending September 2017	696	
Quarter ending December 2017	680	↓
Quarter ending March 2018	680	→
Quarter ending June 2018	686	→
Quarter ending September 2018	679	↓
<b>Variance since September 2017</b>	<b>(2.4%)</b>	<b>↓</b>



### ACTIVITY



Adjusted Scheduled Activity (UDA)		
Month	2018	2019
April	64	-13
May	177	152
June	276	257
July	440	419
August	729	594
September	828	804
October	970	
November	1,136	
December	1,266	
January	1,438	
February	1,657	
March	1,865	
April	1,900	
May	1,945	
June	1,945	

### QUALITY

	Quantity	Base Number	Contract	AT	Region	England
% of FP17s for the same patient ID Re-attending within 3 months - Children	21	456	4.6%	11.2%	11.1%	11.6%
% of FP17s for the same patient ID Re-attending within 3 months - Adults	2	34	5.9%	14.8%	15.3%	15.5%
% of FP17s for the same patient ID Re-attending between 3 & 9 months - Children	288	456	63.2%	58.6%	61.1%	58.8%
% of FP17s for the same patient ID Re-attending between 3 & 9 months - Adults	22	34	64.7%	49.3%	52.3%	51.1%
% of FP17s for Band 1 Urgent Courses	9	445	2.0%	9.7%	9.5%	9.0%
% of FP17s Relating to Free Repair or Replacements	0	445	0.0%	0.7%	0.7%	0.8%
% of FP17s Relating to Continuations	0	445	0.0%	0.6%	0.8%	0.9%
% of Patients satisfied with the dentistry they have received	1	1	N/A	95.6%	93.6%	93.3%
% of Patients satisfied with the time they had to wait for an appointment	1	1	N/A	88.8%	88.8%	88.9%

\* This is based on patients treated on this contract for their most recent course of treatment. Figures in italics indicate the base number of FP17s or Patient Questionnaire responses are less than 100. N/A is shown where the base number of responses is less than 10 during the period. % is calculated as Quantity/Base number\*100

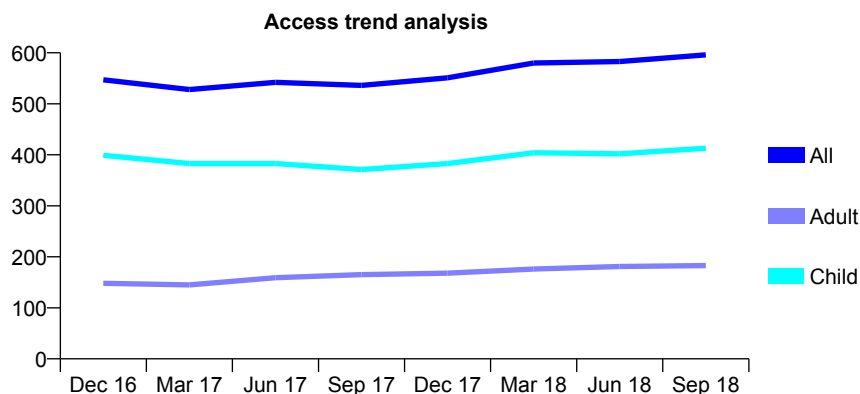
## Q69 - Vital Signs At a Glance Contract Report for 289442/0003 - September 2018

Name or company name	Mr Ahmed Alshafi
Contract type name	GDS Contract
Purpose of contract	General
Contract start date	02/04/2013
Contract end date	

18/19 Contracted general activity (UDA)	1,500
Carry forward general activity (UDA)	-30
18/19 Contracted orthodontic activity (UOA)	0
Carry forward orthodontic activity (UOA)	0
Baseline contract value	£33,127.23

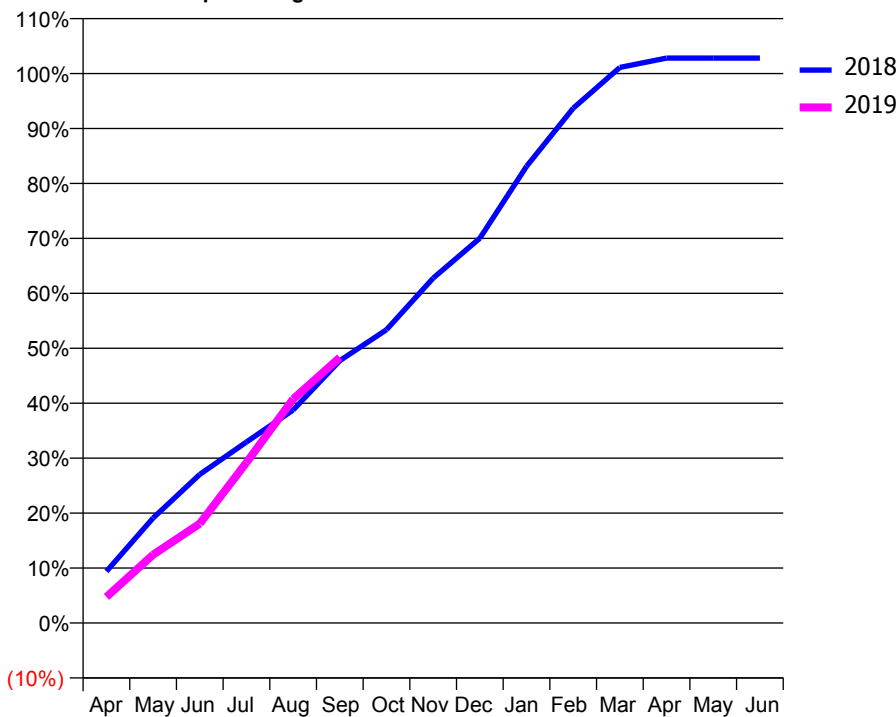
### ACCESS\*

Patients seen in 24 months	Total	Change since previous quarter
Quarter ending September 2017	536	
Quarter ending December 2017	551	↑
Quarter ending March 2018	580	↑
Quarter ending June 2018	583	→
Quarter ending September 2018	596	↑
<b>Variance since September 2017</b>	<b>11.2%</b>	<b>↑</b>



### ACTIVITY

Cumulative percentage of contracted UDA delivered 2018 & 2019



Adjusted Scheduled Activity (UDA)

Month	2018	2019
April	141	71
May	287	186
June	406	271
July	494	438
August	582	611
September	716	725
October	801	
November	942	
December	1,050	
January	1,247	
February	1,405	
March	1,517	
April	1,542	
May	1,542	
June	1,542	

### QUALITY

	Quantity	Base Number	Contract	AT	Region	England
% of FP17s for the same patient ID Re-attending within 3 months - Children	20	304	6.6%	11.2%	11.1%	11.6%
% of FP17s for the same patient ID Re-attending within 3 months - Adults	7	76	9.2%	14.8%	15.3%	15.5%
% of FP17s for the same patient ID Re-attending between 3 & 9 months - Children	194	304	63.8%	58.6%	61.1%	58.8%
% of FP17s for the same patient ID Re-attending between 3 & 9 months - Adults	32	76	42.1%	49.3%	52.3%	51.1%
% of FP17s for Band 1 Urgent Courses	9	365	2.5%	9.7%	9.5%	9.0%
% of FP17s Relating to Free Repair or Replacements	0	365	0.0%	0.7%	0.7%	0.8%
% of FP17s Relating to Continuations	1	365	0.3%	0.6%	0.8%	0.9%
% of Patients satisfied with the dentistry they have received	1	1	N/A	95.6%	93.6%	93.3%
% of Patients satisfied with the time they had to wait for an appointment	1	1	N/A	88.8%	88.8%	88.9%

\* This is based on patients treated on this contract for their most recent course of treatment. Figures in italics indicate the base number of FP17s or Patient Questionnaire responses are less than 100. N/A is shown where the base number of responses is less than 10 during the period. % is calculated as Quantity/Base number\*100

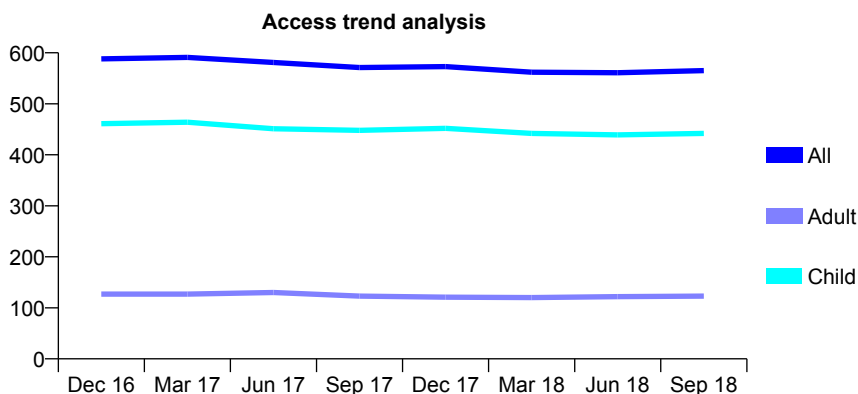
## Q69 - Vital Signs At a Glance Contract Report for 302201/0002 - September 2018

Name or company name	MR ND HATTON
Contract type name	GDS Contract
Purpose of contract	General
Contract start date	17/06/2013
Contract end date	

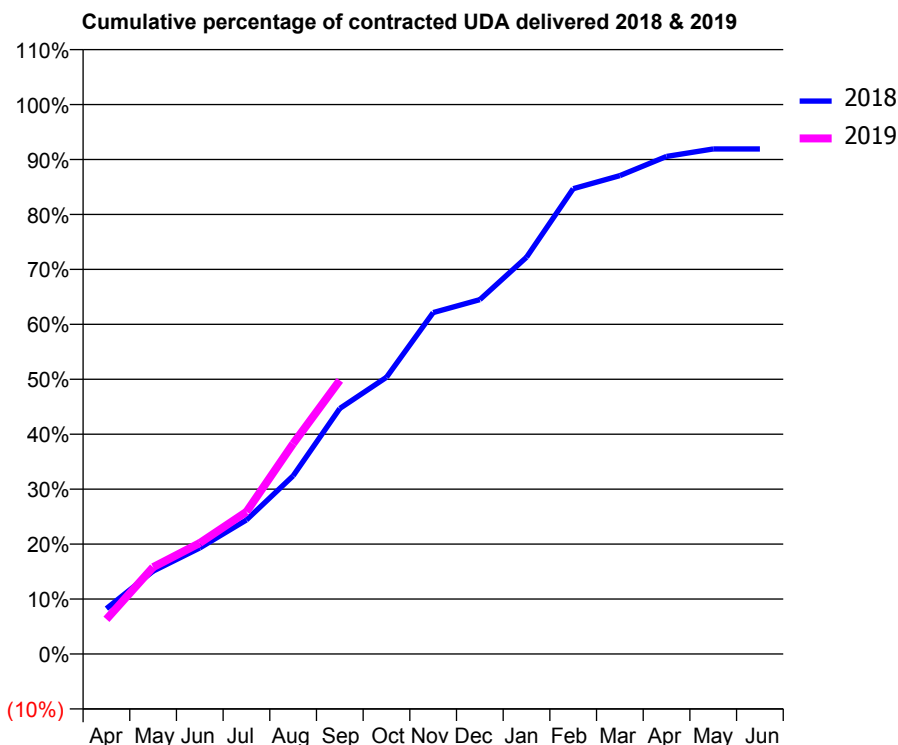
18/19 Contracted general activity (UDA)	1,233
Carry forward general activity (UDA)	0
18/19 Contracted orthodontic activity (UOA)	0
Carry forward orthodontic activity (UOA)	0
Baseline contract value	£27,738.83

### ACCESS\*

Patients seen in 24 months	Total	Change since previous quarter
Quarter ending September 2017	571	
Quarter ending December 2017	573	→
Quarter ending March 2018	562	↓
Quarter ending June 2018	561	→
Quarter ending September 2018	565	→
<b>Variance since September 2017</b>	<b>(1.1%)</b>	<b>↓</b>



### ACTIVITY



Adjusted Scheduled Activity (UDA)		
Month	2018	2019
April	102	78
May	186	195
June	238	249
July	301	319
August	400	472
September	551	614
October	621	
November	766	
December	795	
January	890	
February	1,044	
March	1,073	
April	1,116	
May	1,133	
June	1,133	

### QUALITY

	Quantity	Base Number	Contract	AT	Region	England
% of FP17s for the same patient ID Re-attending within 3 months - Children	14	414	3.4%	11.2%	11.1%	11.6%
% of FP17s for the same patient ID Re-attending within 3 months - Adults	1	27	3.7%	14.8%	15.3%	15.5%
% of FP17s for the same patient ID Re-attending between 3 & 9 months - Children	301	414	72.7%	58.6%	61.1%	58.8%
% of FP17s for the same patient ID Re-attending between 3 & 9 months - Adults	21	27	77.8%	49.3%	52.3%	51.1%
% of FP17s for Band 1 Urgent Courses	0	394	0.0%	9.7%	9.5%	9.0%
% of FP17s Relating to Free Repair or Replacements	0	394	0.0%	0.7%	0.7%	0.8%
% of FP17s Relating to Continuations	0	394	0.0%	0.6%	0.8%	0.9%
% of Patients satisfied with the dentistry they have received	0	0	N/A	95.6%	93.6%	93.3%
% of Patients satisfied with the time they had to wait for an appointment	0	0	N/A	88.8%	88.8%	88.9%

\* This is based on patients treated on this contract for their most recent course of treatment. Figures in italics indicate the base number of FP17s or Patient Questionnaire responses are less than 100. N/A is shown where the base number of responses is less than 10 during the period. % is calculated as Quantity/Base number\*100

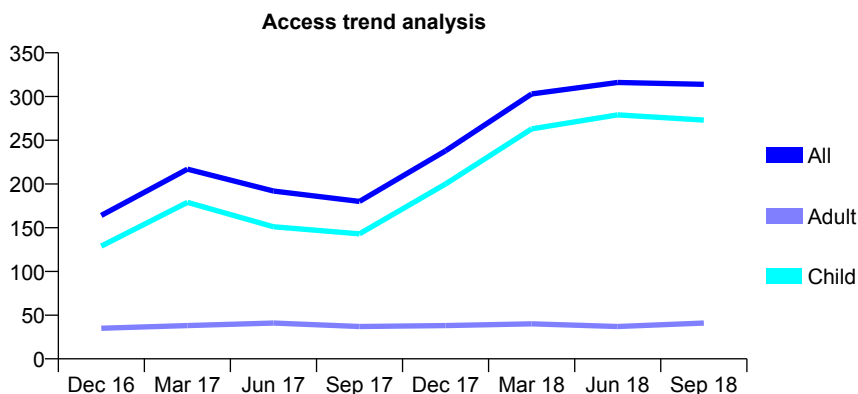
## Q69 - Vital Signs At a Glance Contract Report for 308242/0001 - September 2018

Name or company name	Dr Balaji
Contract type name	GDS Contract
Purpose of contract	General
Contract start date	01/04/2006
Contract end date	

18/19 Contracted general activity (UDA)	360
Carry forward general activity (UDA)	-7
18/19 Contracted orthodontic activity (UOA)	0
Carry forward orthodontic activity (UOA)	0
Baseline contract value	£9,596.48

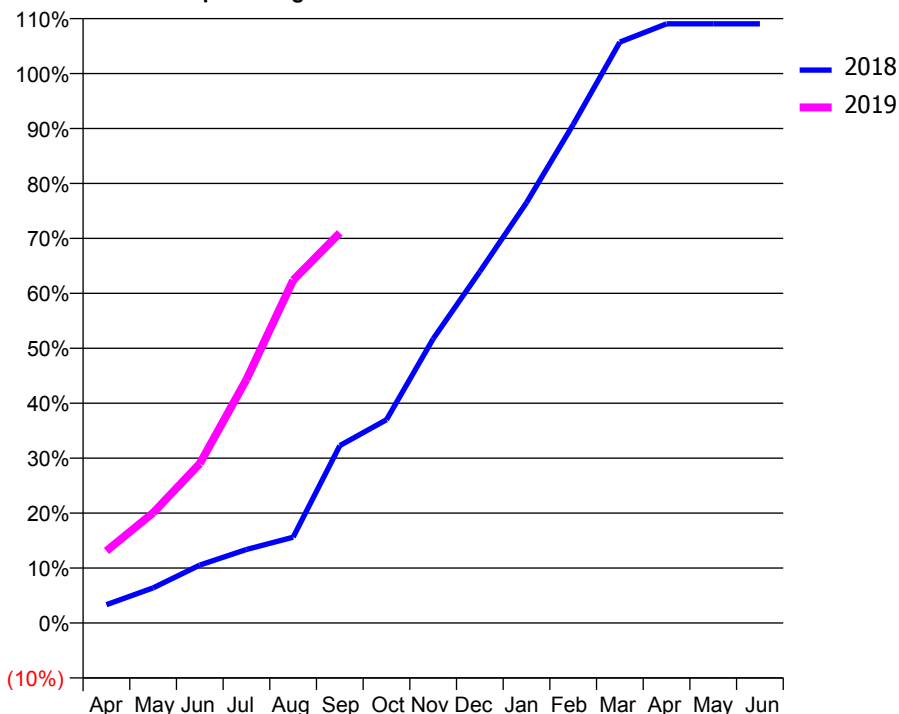
### ACCESS\*

Patients seen in 24 months	Total	Change since previous quarter
Quarter ending September 2017	180	
Quarter ending December 2017	238	↑
Quarter ending March 2018	303	↑
Quarter ending June 2018	316	↑
Quarter ending September 2018	314	→
<b>Variance since September 2017</b>	<b>74.4%</b>	<b>↑</b>



### ACTIVITY

**Cumulative percentage of contracted UDA delivered 2018 & 2019**



**Adjusted Scheduled Activity (UDA)**

Month	2018	2019
April	12	47
May	23	72
June	38	104
July	48	160
August	56	225
September	116	256
October	133	
November	186	
December	230	
January	275	
February	327	
March	381	
April	393	
May	393	
June	393	

### QUALITY

	Quantity	Base Number	Contract	AT	Region	England
% of FP17s for the same patient ID Re-attending within 3 months - Children	9	206	4.4%	11.2%	11.1%	11.6%
% of FP17s for the same patient ID Re-attending within 3 months - Adults	0	6	0.0%	14.8%	15.3%	15.5%
% of FP17s for the same patient ID Re-attending between 3 & 9 months - Children	112	206	54.4%	58.6%	61.1%	58.8%
% of FP17s for the same patient ID Re-attending between 3 & 9 months - Adults	3	6	50.0%	49.3%	52.3%	51.1%
% of FP17s for Band 1 Urgent Courses	3	202	1.5%	9.7%	9.5%	9.0%
% of FP17s Relating to Free Repair or Replacements	0	202	0.0%	0.7%	0.7%	0.8%
% of FP17s Relating to Continuations	0	202	0.0%	0.6%	0.8%	0.9%
% of Patients satisfied with the dentistry they have received	0	0	N/A	95.6%	93.6%	93.3%
% of Patients satisfied with the time they had to wait for an appointment	0	0	N/A	88.8%	88.8%	88.9%

\* This is based on patients treated on this contract for their most recent course of treatment. Figures in italics indicate the base number of FP17s or Patient Questionnaire responses are less than 100. N/A is shown where the base number of responses is less than 10 during the period. % is calculated as Quantity/Base number\*100



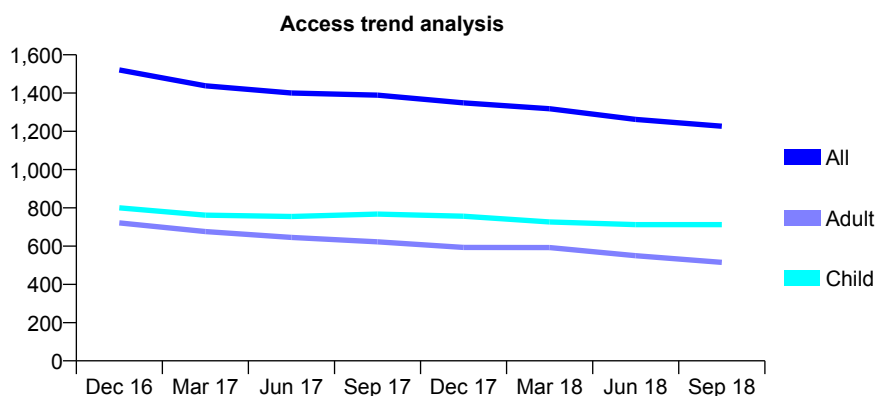
## Q69 - Vital Signs At a Glance Contract Report for 318833/0001 - September 2018

Name or company name	MR JS ROOPRA
Contract type name	GDS Contract
Purpose of contract	General
Contract start date	01/04/2006
Contract end date	

18/19 Contracted general activity (UDA)	2,969
Carry forward general activity (UDA)	-59
18/19 Contracted orthodontic activity (UOA)	0
Carry forward orthodontic activity (UOA)	0
Baseline contract value	£56,882.13

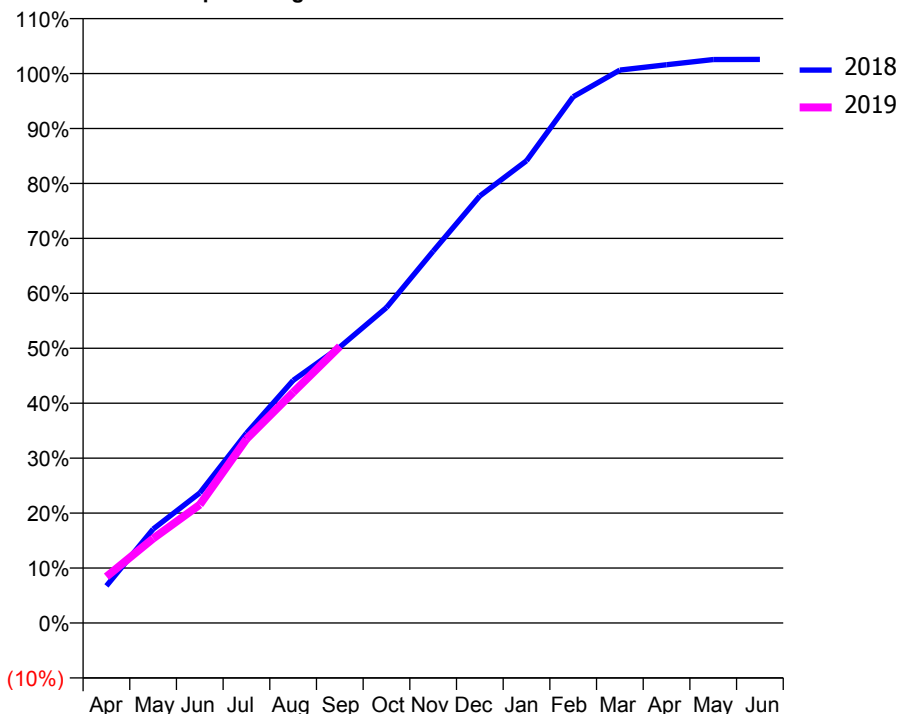
### ACCESS\*

Patients seen in 24 months	Total	Change since previous quarter
Quarter ending September 2017	1,389	
Quarter ending December 2017	1,349	↓
Quarter ending March 2018	1,318	↓
Quarter ending June 2018	1,262	↓
Quarter ending September 2018	1,227	↓
<b>Variance since September 2017</b>	<b>(11.7%)</b>	<b>↓</b>



### ACTIVITY

Cumulative percentage of contracted UDA delivered 2018 & 2019



Adjusted Scheduled Activity (UDA)

Month	2018	2019
April	201	250
May	508	456
June	703	639
July	1,026	994
August	1,311	1,246
September	1,491	1,495
October	1,704	
November	2,009	
December	2,308	
January	2,498	
February	2,843	
March	2,987	
April	3,016	
May	3,044	
June	3,045	

### QUALITY

	Quantity	Base Number	Contract	AT	Region	England
% of FP17s for the same patient ID Re-attending within 3 months - Children	29	485	6.0%	11.2%	11.1%	11.6%
% of FP17s for the same patient ID Re-attending within 3 months - Adults	36	259	13.9%	14.8%	15.3%	15.5%
% of FP17s for the same patient ID Re-attending between 3 & 9 months - Children	255	485	52.6%	58.6%	61.1%	58.8%
% of FP17s for the same patient ID Re-attending between 3 & 9 months - Adults	130	259	50.2%	49.3%	52.3%	51.1%
% of FP17s for Band 1 Urgent Courses	43	710	6.1%	9.7%	9.5%	9.0%
% of FP17s Relating to Free Repair or Replacements	2	710	0.3%	0.7%	0.7%	0.8%
% of FP17s Relating to Continuations	7	710	1.0%	0.6%	0.8%	0.9%
% of Patients satisfied with the dentistry they have received	1	1	N/A	95.6%	93.6%	93.3%
% of Patients satisfied with the time they had to wait for an appointment	1	1	N/A	88.8%	88.8%	88.9%

\* This is based on patients treated on this contract for their most recent course of treatment. Figures in italics indicate the base number of FP17s or Patient Questionnaire responses are less than 100. N/A is shown where the base number of responses is less than 10 during the period. % is calculated as Quantity/Base number\*100

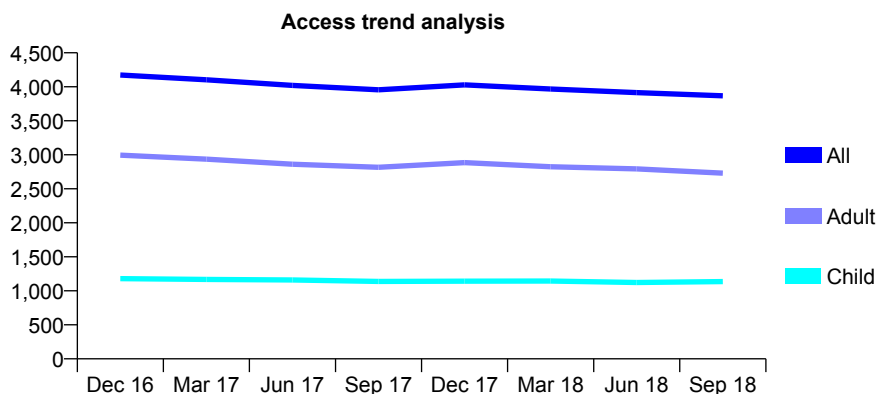
## Q69 - Vital Signs At a Glance Contract Report for 318922/0001 - September 2018

Name or company name	Nicholas Harrison & Caitlin Devlin
Contract type name	GDS Contract
Purpose of contract	General
Contract start date	01/04/2006
Contract end date	

18/19 Contracted general activity (UDA)	10,982
Carry forward general activity (UDA)	-87
18/19 Contracted orthodontic activity (UOA)	0
Carry forward orthodontic activity (UOA)	0
Baseline contract value	£261,655.86

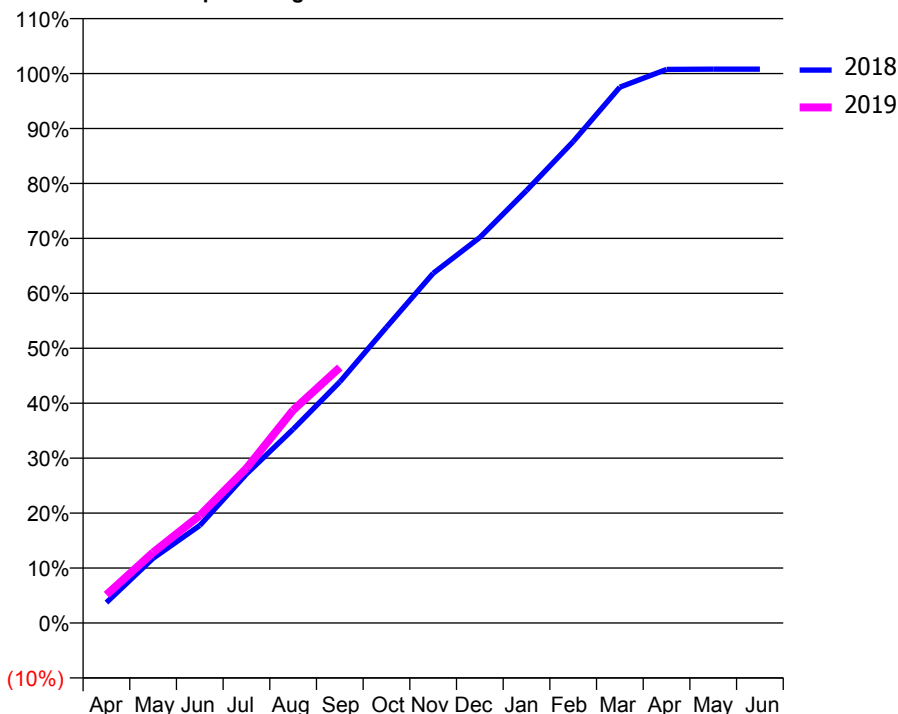
### ACCESS\*

Patients seen in 24 months	Total	Change since previous quarter
Quarter ending September 2017	3,955	
Quarter ending December 2017	4,028	→
Quarter ending March 2018	3,968	↓
Quarter ending June 2018	3,915	↓
Quarter ending September 2018	3,867	↓
<b>Variance since September 2017</b>	<b>(2.2%)</b>	<b>↓</b>



### ACTIVITY

Cumulative percentage of contracted UDA delivered 2018 & 2019



Month	Adjusted Scheduled Activity (UDA)	
	2018	2019
April	410	564
May	1,294	1,411
June	1,950	2,150
July	2,978	3,093
August	3,873	4,255
September	4,820	5,108
October	5,912	
November	6,988	
December	7,705	
January	8,644	
February	9,622	
March	10,710	
April	11,063	
May	11,069	
June	11,070	

### QUALITY

	Quantity	Base Number	Contract	AT	Region	England
% of FP17s for the same patient ID Re-attending within 3 months - Children	62	909	6.8%	11.2%	11.1%	11.6%
% of FP17s for the same patient ID Re-attending within 3 months - Adults	267	2,123	12.6%	14.8%	15.3%	15.5%
% of FP17s for the same patient ID Re-attending between 3 & 9 months - Children	617	909	67.9%	58.6%	61.1%	58.8%
% of FP17s for the same patient ID Re-attending between 3 & 9 months - Adults	1,543	2,123	72.7%	49.3%	52.3%	51.1%
% of FP17s for Band 1 Urgent Courses	127	2,835	4.5%	9.7%	9.5%	9.0%
% of FP17s Relating to Free Repair or Replacements	29	2,835	1.0%	0.7%	0.7%	0.8%
% of FP17s Relating to Continuations	8	2,835	0.3%	0.6%	0.8%	0.9%
% of Patients satisfied with the dentistry they have received	4	4	N/A	95.6%	93.6%	93.3%
% of Patients satisfied with the time they had to wait for an appointment	4	4	N/A	88.8%	88.8%	88.9%

\* This is based on patients treated on this contract for their most recent course of treatment. Figures in italics indicate the base number of FP17s or Patient Questionnaire responses are less than 100. N/A is shown where the base number of responses is less than 10 during the period. % is calculated as Quantity/Base number\*100

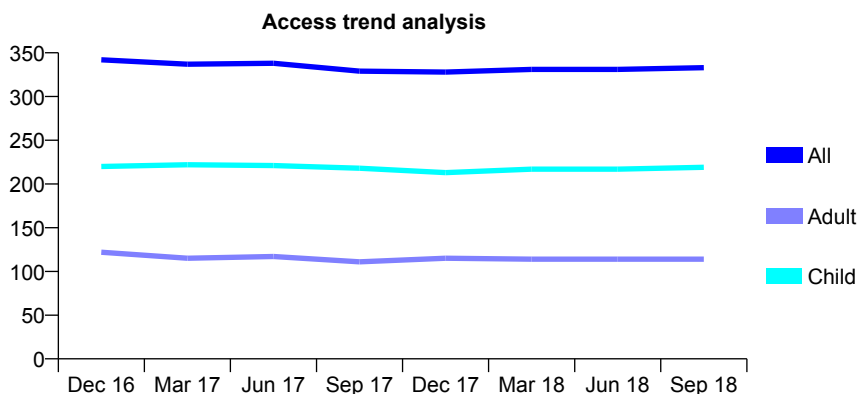
## Q69 - Vital Signs At a Glance Contract Report for 322261/0001 - September 2018

Name or company name	MR BS COUSINS
Contract type name	GDS Contract
Purpose of contract	General
Contract start date	01/04/2006
Contract end date	

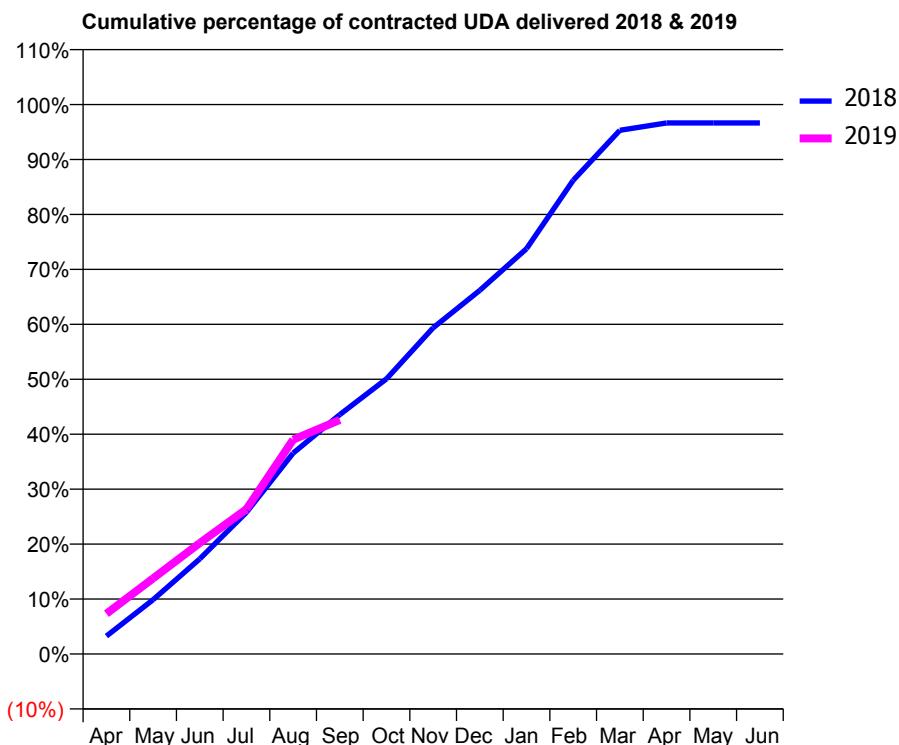
18/19 Contracted general activity (UDA)	984
Carry forward general activity (UDA)	33
18/19 Contracted orthodontic activity (UOA)	0
Carry forward orthodontic activity (UOA)	0
Baseline contract value	£24,429.72

### ACCESS\*

Patients seen in 24 months	Total	Change since previous quarter
Quarter ending September 2017	329	
Quarter ending December 2017	328	→
Quarter ending March 2018	331	→
Quarter ending June 2018	331	→
Quarter ending September 2018	333	→
<b>Variance since September 2017</b>	<b>1.2%</b>	<b>→</b>



### ACTIVITY



Month	Adjusted Scheduled Activity (UDA)	
	2018	2019
April	32	72
May	97	136
June	170	199
July	254	259
August	360	384
September	429	419
October	493	
November	584	
December	651	
January	726	
February	848	
March	938	
April	951	
May	951	
June	951	

### QUALITY

	Quantity	Base Number	Contract	AT	Region	England
% of FP17s for the same patient ID Re-attending within 3 months - Children	20	198	10.1%	11.2%	11.1%	11.6%
% of FP17s for the same patient ID Re-attending within 3 months - Adults	13	69	18.8%	14.8%	15.3%	15.5%
% of FP17s for the same patient ID Re-attending between 3 & 9 months - Children	142	198	71.7%	58.6%	61.1%	58.8%
% of FP17s for the same patient ID Re-attending between 3 & 9 months - Adults	41	69	59.4%	49.3%	52.3%	51.1%
% of FP17s for Band 1 Urgent Courses	11	258	4.3%	9.7%	9.5%	9.0%
% of FP17s Relating to Free Repair or Replacements	0	258	0.0%	0.7%	0.7%	0.8%
% of FP17s Relating to Continuations	0	258	0.0%	0.6%	0.8%	0.9%
% of Patients satisfied with the dentistry they have received	0	0	N/A	95.6%	93.6%	93.3%
% of Patients satisfied with the time they had to wait for an appointment	0	0	N/A	88.8%	88.8%	88.9%

\* This is based on patients treated on this contract for their most recent course of treatment. Figures in italics indicate the base number of FP17s or Patient Questionnaire responses are less than 100. N/A is shown where the base number of responses is less than 10 during the period. % is calculated as Quantity/Base number\*100

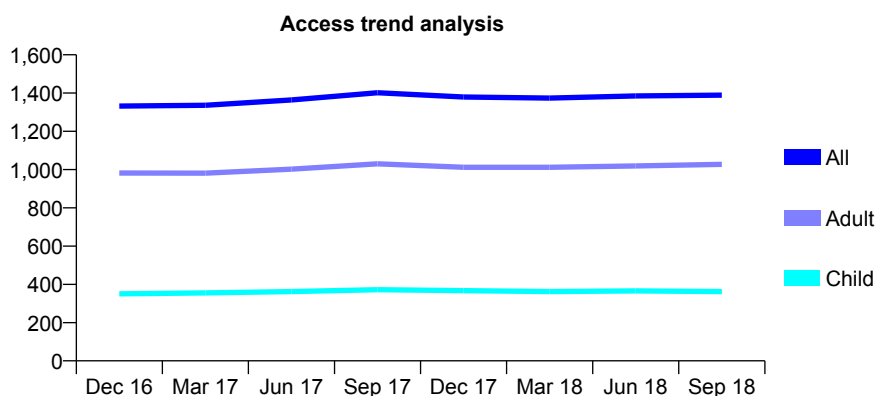
## Q69 - Vital Signs At a Glance Contract Report for 323977/0001 - September 2018

Name or company name	MR JR WHITLOCK
Contract type name	GDS Contract
Purpose of contract	General
Contract start date	01/04/2006
Contract end date	

18/19 Contracted general activity (UDA)	4,200
Carry forward general activity (UDA)	72
18/19 Contracted orthodontic activity (UOA)	0
Carry forward orthodontic activity (UOA)	0
Baseline contract value	£105,142.25

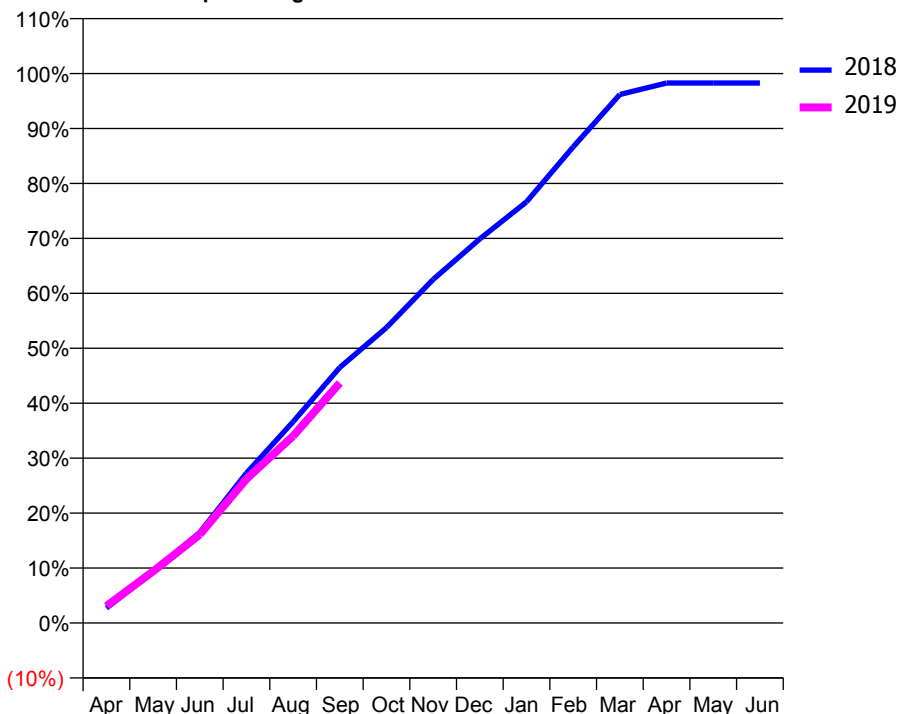
### ACCESS\*

Patients seen in 24 months	Total	Change since previous quarter
Quarter ending September 2017	1,402	
Quarter ending December 2017	1,379	↓
Quarter ending March 2018	1,374	→
Quarter ending June 2018	1,385	→
Quarter ending September 2018	1,389	→
<b>Variance since September 2017</b>	<b>(0.9%)</b>	→



### ACTIVITY

Cumulative percentage of contracted UDA delivered 2018 & 2019



Adjusted Scheduled Activity (UDA)

Month	2018	2019
April	114	130
May	392	395
June	693	676
July	1,146	1,102
August	1,538	1,430
September	1,953	1,835
October	2,258	
November	2,626	
December	2,935	
January	3,219	
February	3,639	
March	4,040	
April	4,127	
May	4,127	
June	4,127	

### QUALITY

	Quantity	Base Number	Contract	AT	Region	England
% of FP17s for the same patient ID Re-attending within 3 months - Children	32	332	9.6%	11.2%	11.1%	11.6%
% of FP17s for the same patient ID Re-attending within 3 months - Adults	130	886	14.7%	14.8%	15.3%	15.5%
% of FP17s for the same patient ID Re-attending between 3 & 9 months - Children	226	332	68.1%	58.6%	61.1%	58.8%
% of FP17s for the same patient ID Re-attending between 3 & 9 months - Adults	611	886	69.0%	49.3%	52.3%	51.1%
% of FP17s for Band 1 Urgent Courses	85	1,179	7.2%	9.7%	9.5%	9.0%
% of FP17s Relating to Free Repair or Replacements	0	1,179	0.0%	0.7%	0.7%	0.8%
% of FP17s Relating to Continuations	0	1,179	0.0%	0.6%	0.8%	0.9%
% of Patients satisfied with the dentistry they have received	1	1	N/A	95.6%	93.6%	93.3%
% of Patients satisfied with the time they had to wait for an appointment	1	1	N/A	88.8%	88.8%	88.9%

\* This is based on patients treated on this contract for their most recent course of treatment. Figures in italics indicate the base number of FP17s or Patient Questionnaire responses are less than 100. N/A is shown where the base number of responses is less than 10 during the period. % is calculated as Quantity/Base number\*100

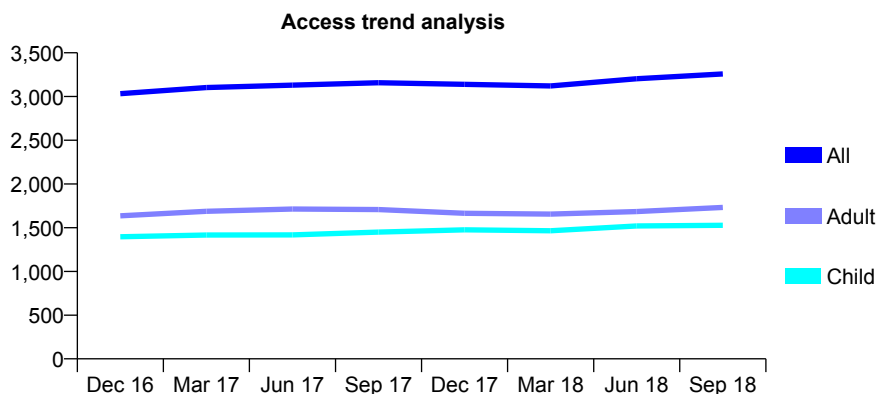
## Q69 - Vital Signs At a Glance Contract Report for 326240/0001 - September 2018

Name or company name	MR NS SEHRA
Contract type name	GDS Contract
Purpose of contract	General
Contract start date	01/04/2006
Contract end date	

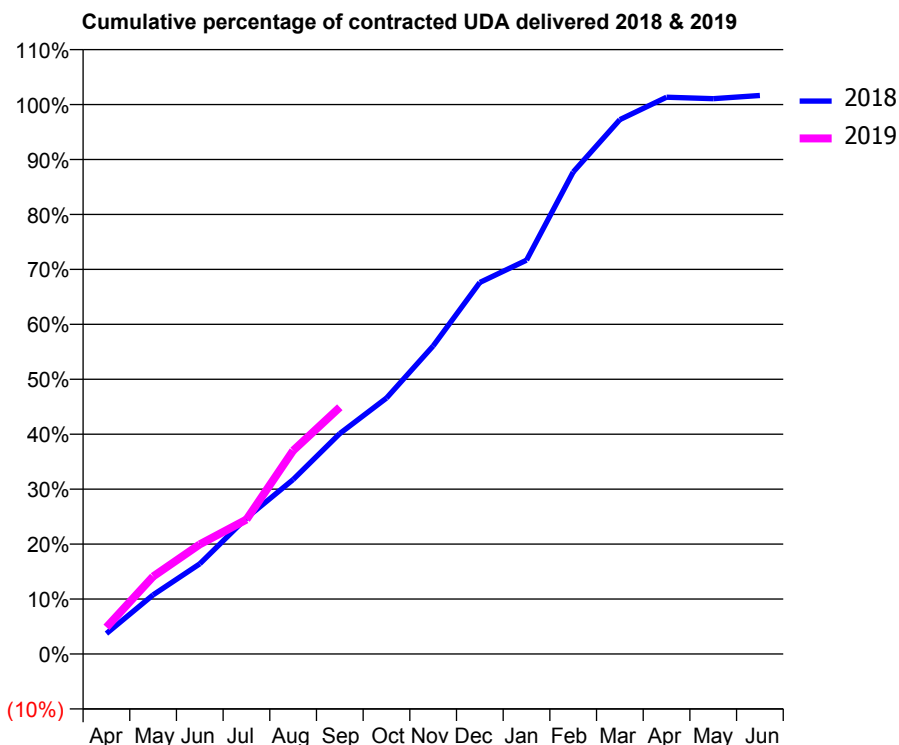
18/19 Contracted general activity (UDA)	11,428
Carry forward general activity (UDA)	0
18/19 Contracted orthodontic activity (UOA)	0
Carry forward orthodontic activity (UOA)	0
Baseline contract value	£385,691.71

### ACCESS\*

Patients seen in 24 months	Total	Change since previous quarter
Quarter ending September 2017	3,157	
Quarter ending December 2017	3,140	→
Quarter ending March 2018	3,121	→
Quarter ending June 2018	3,204	↑
Quarter ending September 2018	3,259	→
<b>Variance since September 2017</b>	<b>3.2%</b>	<b>↑</b>



### ACTIVITY



Month	Adjusted Scheduled Activity (UDA)	
	2018	2019
April	468	555
May	1,354	1,613
June	2,063	2,281
July	3,112	2,796
August	3,993	4,229
September	5,045	5,133
October	5,855	
November	7,047	
December	8,500	
January	9,011	
February	11,025	
March	12,224	
April	12,738	
May	12,704	
June	12,777	

### QUALITY

	Quantity	Base Number	Contract	AT	Region	England
% of FP17s for the same patient ID Re-attending within 3 months - Children	101	1,559	6.5%	11.2%	11.1%	11.6%
% of FP17s for the same patient ID Re-attending within 3 months - Adults	183	1,067	17.2%	14.8%	15.3%	15.5%
% of FP17s for the same patient ID Re-attending between 3 & 9 months - Children	1,086	1,559	69.7%	58.6%	61.1%	58.8%
% of FP17s for the same patient ID Re-attending between 3 & 9 months - Adults	408	1,067	38.2%	49.3%	52.3%	51.1%
% of FP17s for Band 1 Urgent Courses	391	2,459	15.9%	9.7%	9.5%	9.0%
% of FP17s Relating to Free Repair or Replacements	5	2,459	0.2%	0.7%	0.7%	0.8%
% of FP17s Relating to Continuations	1	2,459	0.0%	0.6%	0.8%	0.9%
% of Patients satisfied with the dentistry they have received	2	2	N/A	95.6%	93.6%	93.3%
% of Patients satisfied with the time they had to wait for an appointment	1	2	N/A	88.8%	88.8%	88.9%

\* This is based on patients treated on this contract for their most recent course of treatment. Figures in italics indicate the base number of FP17s or Patient Questionnaire responses are less than 100. N/A is shown where the base number of responses is less than 10 during the period. % is calculated as Quantity/Base number\*100

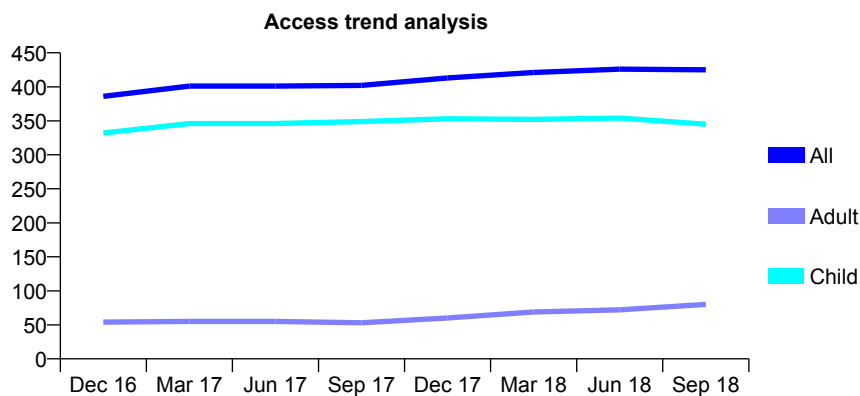
## Q69 - Vital Signs At a Glance Contract Report for 327387/0001 - September 2018

Name or company name	Pond House Dental Partnership
Contract type name	GDS Contract
Purpose of contract	General
Contract start date	01/04/2006
Contract end date	

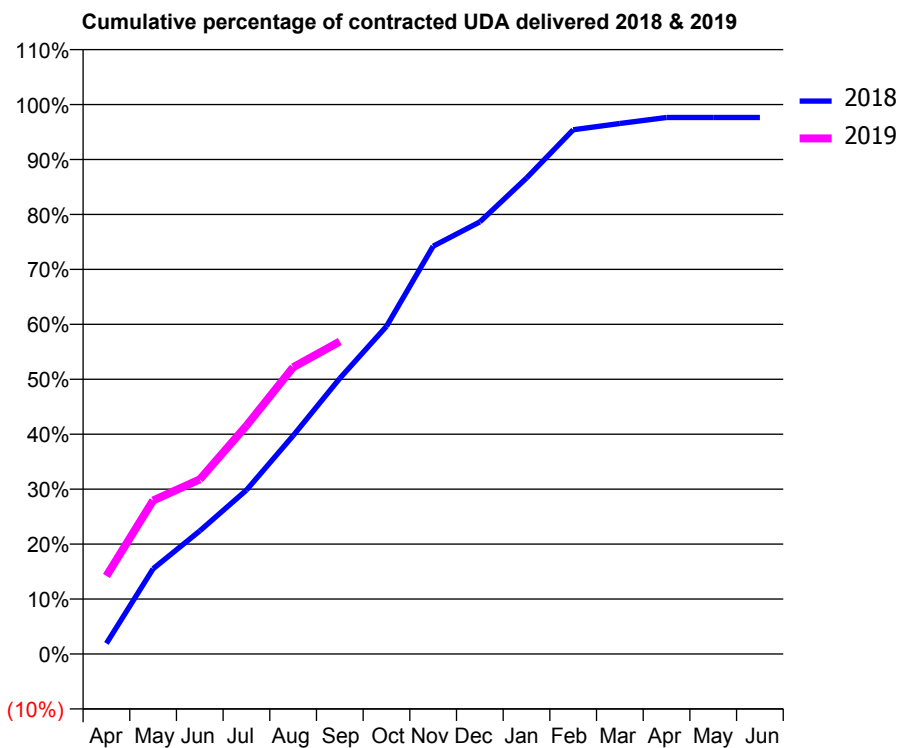
18/19 Contracted general activity (UDA)	728
Carry forward general activity (UDA)	17
18/19 Contracted orthodontic activity (UOA)	0
Carry forward orthodontic activity (UOA)	0
Baseline contract value	£13,974.94

### ACCESS\*

Patients seen in 24 months	Total	Change since previous quarter
Quarter ending September 2017	402	
Quarter ending December 2017	413	↑
Quarter ending March 2018	421	→
Quarter ending June 2018	426	→
Quarter ending September 2018	425	→
<b>Variance since September 2017</b>	<b>5.7%</b>	<b>↑</b>



### ACTIVITY



Adjusted Scheduled Activity (UDA)		
Month	2018	2019
April	14	103
May	113	203
June	163	231
July	217	303
August	289	380
September	365	414
October	434	
November	540	
December	572	
January	631	
February	695	
March	703	
April	711	
May	711	
June	711	

### QUALITY

	Quantity	Base Number	Contract	AT	Region	England
% of FP17s for the same patient ID Re-attending within 3 months - Children	6	293	2.0%	11.2%	11.1%	11.6%
% of FP17s for the same patient ID Re-attending within 3 months - Adults	4	31	12.9%	14.8%	15.3%	15.5%
% of FP17s for the same patient ID Re-attending between 3 & 9 months - Children	185	293	63.1%	58.6%	61.1%	58.8%
% of FP17s for the same patient ID Re-attending between 3 & 9 months - Adults	13	31	41.9%	49.3%	52.3%	51.1%
% of FP17s for Band 1 Urgent Courses	5	320	1.6%	9.7%	9.5%	9.0%
% of FP17s Relating to Free Repair or Replacements	0	320	0.0%	0.7%	0.7%	0.8%
% of FP17s Relating to Continuations	0	320	0.0%	0.6%	0.8%	0.9%
% of Patients satisfied with the dentistry they have received	1	1	N/A	95.6%	93.6%	93.3%
% of Patients satisfied with the time they had to wait for an appointment	1	1	N/A	88.8%	88.8%	88.9%

\* This is based on patients treated on this contract for their most recent course of treatment. Figures in italics indicate the base number of FP17s or Patient Questionnaire responses are less than 100. N/A is shown where the base number of responses is less than 10 during the period. % is calculated as Quantity/Base number\*100

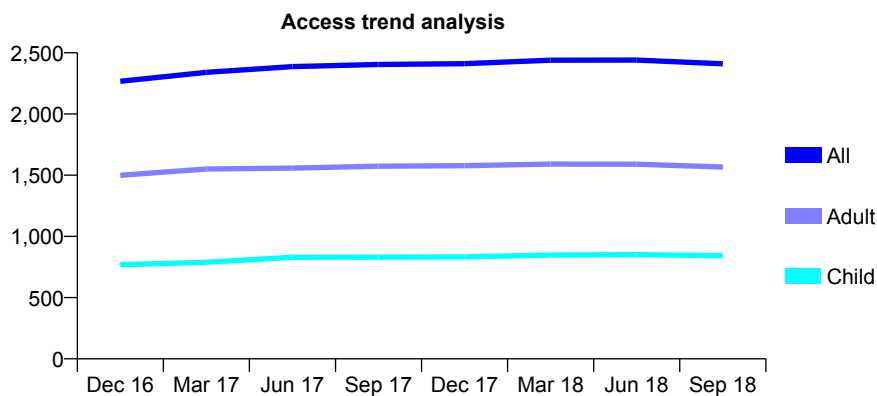
## Q69 - Vital Signs At a Glance Contract Report for 332119/0003 - September 2018

Name or company name	SC Dental Studio Ltd
Contract type name	GDS Contract
Purpose of contract	General
Contract start date	24/12/2009
Contract end date	

18/19 Contracted general activity (UDA)	3,150
Carry forward general activity (UDA)	-64
18/19 Contracted orthodontic activity (UOA)	0
Carry forward orthodontic activity (UOA)	0
Baseline contract value	£92,845.33

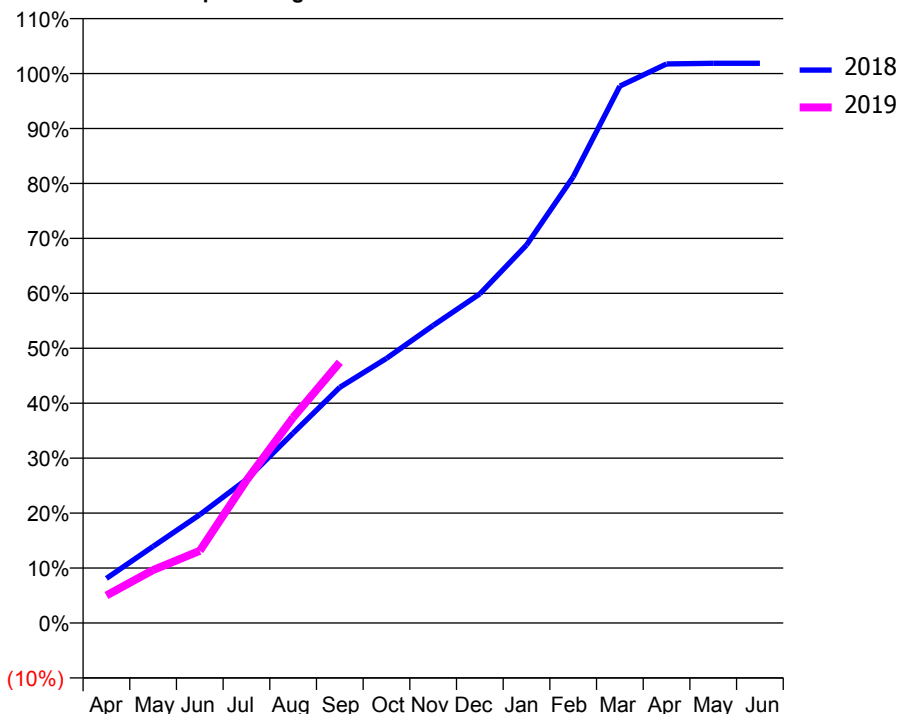
### ACCESS\*

Patients seen in 24 months	Total	Change since previous quarter
Quarter ending September 2017	2,405	
Quarter ending December 2017	2,411	→
Quarter ending March 2018	2,439	→
Quarter ending June 2018	2,441	→
Quarter ending September 2018	2,410	↓
<b>Variance since September 2017</b>	<b>0.2%</b>	<b>→</b>



### ACTIVITY

Cumulative percentage of contracted UDA delivered 2018 & 2019



Adjusted Scheduled Activity (UDA)

Month	2018	2019
April	282	158
May	483	304
June	683	414
July	905	818
August	1,198	1,178
September	1,486	1,495
October	1,669	
November	1,876	
December	2,076	
January	2,384	
February	2,813	
March	3,386	
April	3,526	
May	3,530	
June	3,530	

### QUALITY

	Quantity	Base Number	Contract	AT	Region	England
% of FP17s for the same patient ID Re-attending within 3 months - Children	57	486	11.7%	11.2%	11.1%	11.6%
% of FP17s for the same patient ID Re-attending within 3 months - Adults	136	739	18.4%	14.8%	15.3%	15.5%
% of FP17s for the same patient ID Re-attending between 3 & 9 months - Children	212	486	43.6%	58.6%	61.1%	58.8%
% of FP17s for the same patient ID Re-attending between 3 & 9 months - Adults	183	739	24.8%	49.3%	52.3%	51.1%
% of FP17s for Band 1 Urgent Courses	90	491	18.3%	9.7%	9.5%	9.0%
% of FP17s Relating to Free Repair or Replacements	0	491	0.0%	0.7%	0.7%	0.8%
% of FP17s Relating to Continuations	11	491	2.2%	0.6%	0.8%	0.9%
% of Patients satisfied with the dentistry they have received	0	0	N/A	95.6%	93.6%	93.3%
% of Patients satisfied with the time they had to wait for an appointment	0	0	N/A	88.8%	88.8%	88.9%

\* This is based on patients treated on this contract for their most recent course of treatment. Figures in italics indicate the base number of FP17s or Patient Questionnaire responses are less than 100. N/A is shown where the base number of responses is less than 10 during the period. % is calculated as Quantity/Base number\*100



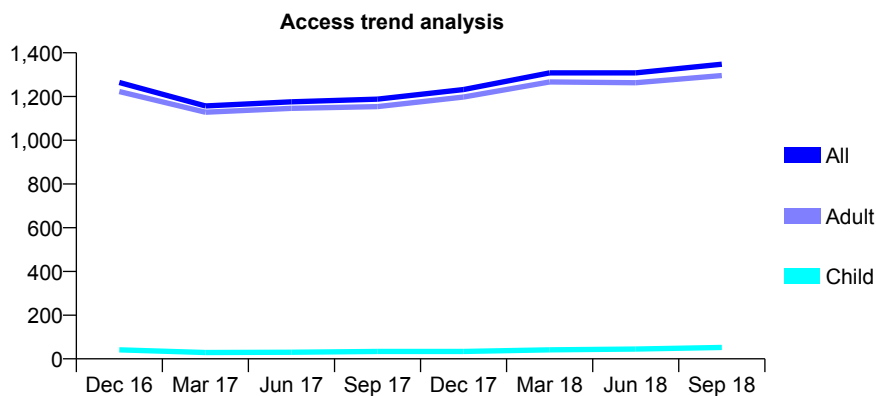
## Q69 - Vital Signs At a Glance Contract Report for 332119/0005 - September 2018

Name or company name	SC Dental Studio Ltd
Contract type name	GDS Contract
Purpose of contract	General
Contract start date	01/04/2013
Contract end date	

18/19 Contracted general activity (UDA)	5,175
Carry forward general activity (UDA)	-81
18/19 Contracted orthodontic activity (UOA)	0
Carry forward orthodontic activity (UOA)	0
Baseline contract value	£267,040.17

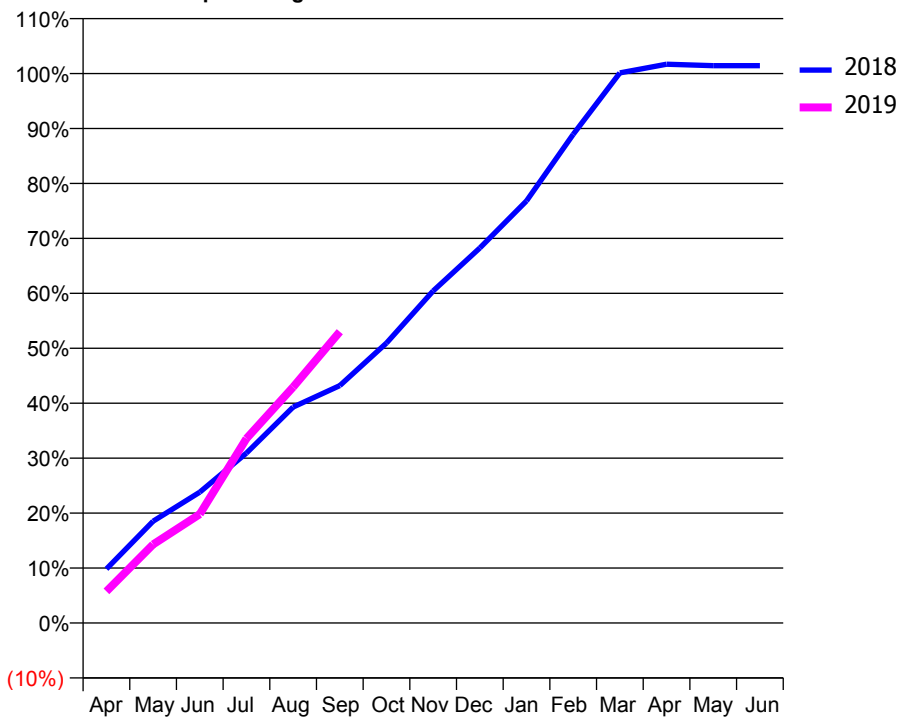
### ACCESS\*

Patients seen in 24 months	Total	Change since previous quarter
Quarter ending September 2017	1,188	
Quarter ending December 2017	1,232	↑
Quarter ending March 2018	1,308	↑
Quarter ending June 2018	1,308	→
Quarter ending September 2018	1,348	↑
<b>Variance since September 2017</b>	<b>13.5%</b>	<b>↑</b>



### ACTIVITY

Cumulative percentage of contracted UDA delivered 2018 & 2019



Adjusted Scheduled Activity (UDA)		
Month	2018	2019
April	560	298
May	1,055	740
June	1,356	1,026
July	1,761	1,738
August	2,238	2,222
September	2,460	2,743
October	2,901	
November	3,441	
December	3,886	
January	4,373	
February	5,062	
March	5,699	
April	5,789	
May	5,774	
June	5,774	

### QUALITY

	Quantity	Base Number	Contract	AT	Region	England
% of FP17s for the same patient ID Re-attending within 3 months - Children	1	37	2.7%	11.2%	11.1%	11.6%
% of FP17s for the same patient ID Re-attending within 3 months - Adults	5	540	0.9%	14.8%	15.3%	15.5%
% of FP17s for the same patient ID Re-attending between 3 & 9 months - Children	0	37	0.0%	58.6%	61.1%	58.8%
% of FP17s for the same patient ID Re-attending between 3 & 9 months - Adults	11	540	2.0%	49.3%	52.3%	51.1%
% of FP17s for Band 1 Urgent Courses	0	549	0.0%	9.7%	9.5%	9.0%
% of FP17s Relating to Free Repair or Replacements	0	549	0.0%	0.7%	0.7%	0.8%
% of FP17s Relating to Continuations	1	549	0.2%	0.6%	0.8%	0.9%
% of Patients satisfied with the dentistry they have received	0	0	N/A	95.6%	93.6%	93.3%
% of Patients satisfied with the time they had to wait for an appointment	0	0	N/A	88.8%	88.8%	88.9%

\* This is based on patients treated on this contract for their most recent course of treatment. Figures in italics indicate the base number of FP17s or Patient Questionnaire responses are less than 100. N/A is shown where the base number of responses is less than 10 during the period. % is calculated as Quantity/Base number\*100

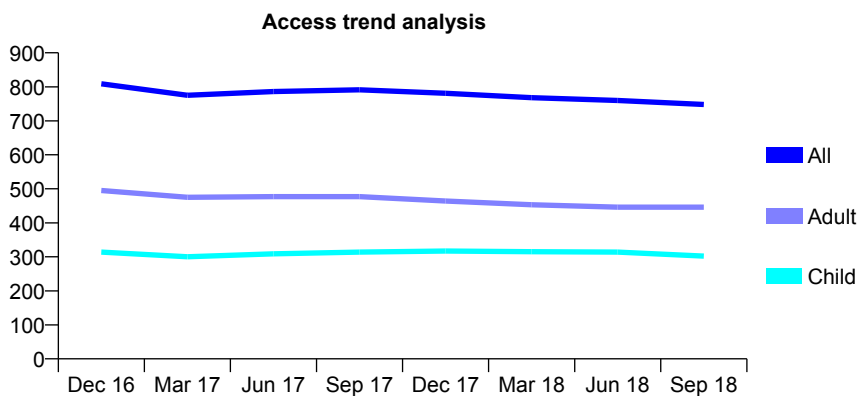
## Q69 - Vital Signs At a Glance Contract Report for 334944/0001 - September 2018

Name or company name	MISS NP MCVEIGH
Contract type name	GDS Contract
Purpose of contract	General
Contract start date	01/04/2006
Contract end date	

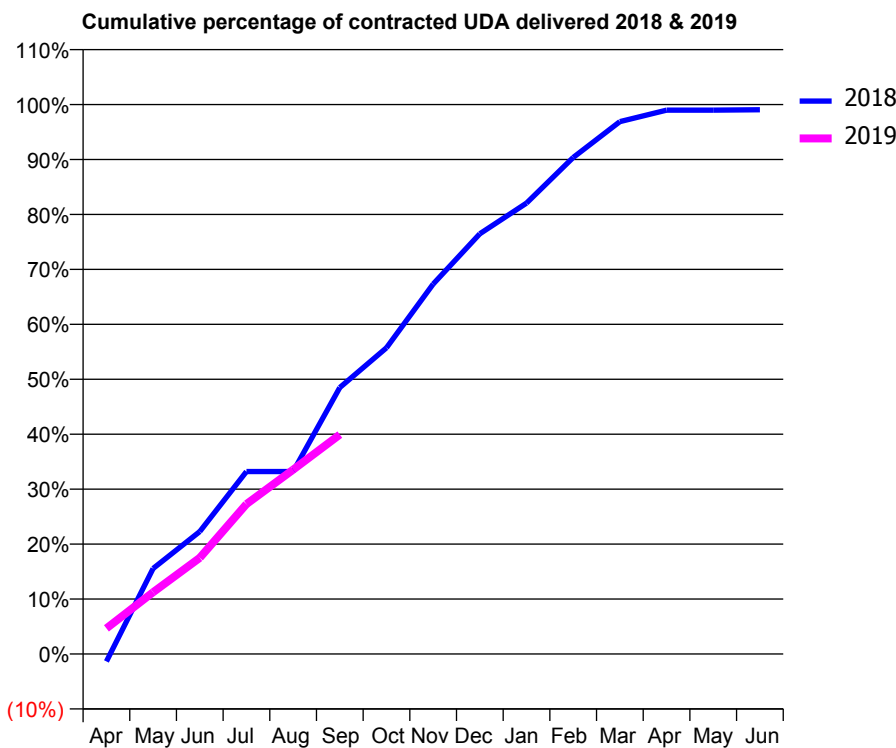
18/19 Contracted general activity (UDA)	1,760
Carry forward general activity (UDA)	17
18/19 Contracted orthodontic activity (UOA)	0
Carry forward orthodontic activity (UOA)	0
Baseline contract value	£43,012.06

### ACCESS\*

Patients seen in 24 months	Total	Change since previous quarter
Quarter ending September 2017	791	
Quarter ending December 2017	781	↓
Quarter ending March 2018	768	↓
Quarter ending June 2018	760	↓
Quarter ending September 2018	748	↓
<b>Variance since September 2017</b>	<b>(5.4%)</b>	<b>↓</b>



### ACTIVITY



Adjusted Scheduled Activity (UDA)		
Month	2018	2019
April	-24	82
May	274	198
June	392	308
July	585	480
August	585	590
September	853	703
October	981	
November	1,185	
December	1,346	
January	1,444	
February	1,590	
March	1,705	
April	1,742	
May	1,742	
June	1,743	

### QUALITY

	Quantity	Base Number	Contract	AT	Region	England
% of FP17s for the same patient ID Re-attending within 3 months - Children	8	210	3.8%	11.2%	11.1%	11.6%
% of FP17s for the same patient ID Re-attending within 3 months - Adults	15	307	4.9%	14.8%	15.3%	15.5%
% of FP17s for the same patient ID Re-attending between 3 & 9 months - Children	155	210	73.8%	58.6%	61.1%	58.8%
% of FP17s for the same patient ID Re-attending between 3 & 9 months - Adults	250	307	81.4%	49.3%	52.3%	51.1%
% of FP17s for Band 1 Urgent Courses	10	487	2.1%	9.7%	9.5%	9.0%
% of FP17s Relating to Free Repair or Replacements	1	487	0.2%	0.7%	0.7%	0.8%
% of FP17s Relating to Continuations	0	487	0.0%	0.6%	0.8%	0.9%
% of Patients satisfied with the dentistry they have received	1	1	N/A	95.6%	93.6%	93.3%
% of Patients satisfied with the time they had to wait for an appointment	0	1	N/A	88.8%	88.8%	88.9%

\* This is based on patients treated on this contract for their most recent course of treatment. Figures in italics indicate the base number of FP17s or Patient Questionnaire responses are less than 100. N/A is shown where the base number of responses is less than 10 during the period. % is calculated as Quantity/Base number\*100

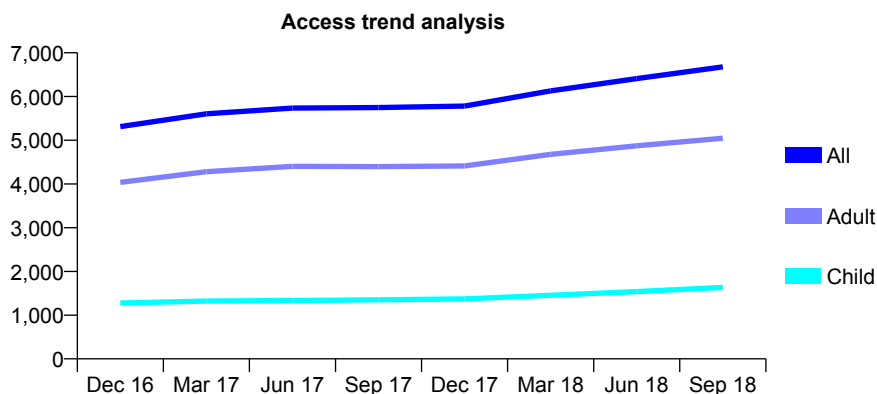
## Q69 - Vital Signs At a Glance Contract Report for 335304/0001 - September 2018

Name or company name	Mr L Powell & Ms R Murray
Contract type name	GDS Contract
Purpose of contract	General
Contract start date	01/04/2006
Contract end date	

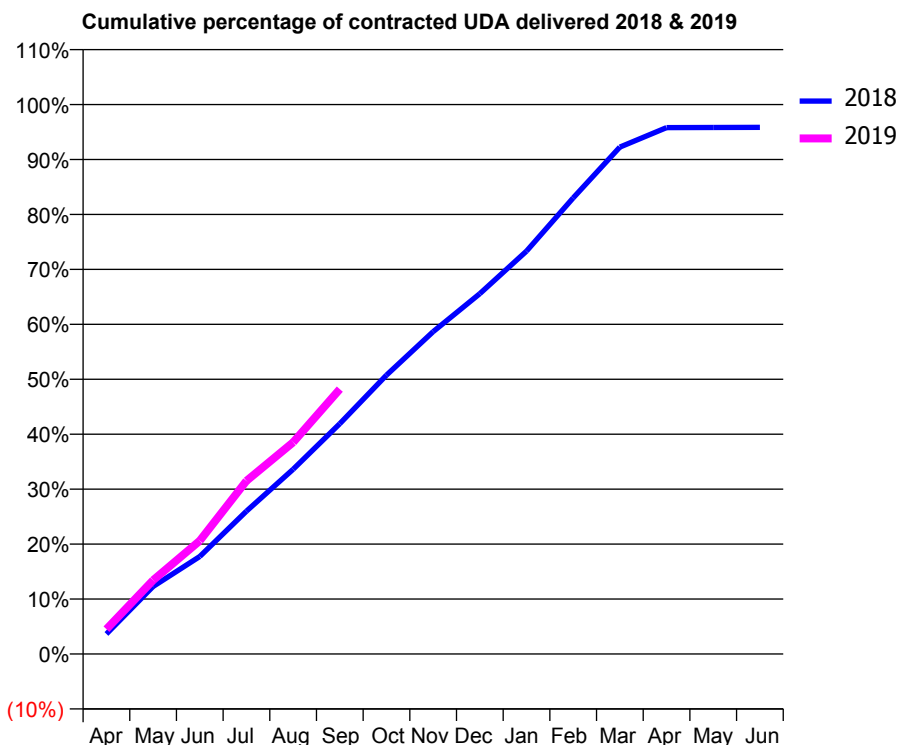
18/19 Contracted general activity (UDA)	17,123
Carry forward general activity (UDA)	0
18/19 Contracted orthodontic activity (UOA)	0
Carry forward orthodontic activity (UOA)	0
Baseline contract value	£395,502.65

### ACCESS\*

Patients seen in 24 months	Total	Change since previous quarter
Quarter ending September 2017	5,747	
Quarter ending December 2017	5,781	→
Quarter ending March 2018	6,129	↑
Quarter ending June 2018	6,410	↑
Quarter ending September 2018	6,678	↑
<b>Variance since September 2017</b>	<b>16.2%</b>	<b>↑</b>



### ACTIVITY



Month	Adjusted Scheduled Activity (UDA)	
	2018	2019
April	624	776
May	2,103	2,301
June	3,039	3,529
July	4,451	5,394
August	5,756	6,595
September	7,178	8,256
October	8,690	
November	10,046	
December	11,230	
January	12,557	
February	14,215	
March	15,795	
April	16,401	
May	16,408	
June	16,411	

### QUALITY

	Quantity	Base Number	Contract	AT	Region	England
% of FP17s for the same patient ID Re-attending within 3 months - Children	87	1,360	6.4%	11.2%	11.1%	11.6%
% of FP17s for the same patient ID Re-attending within 3 months - Adults	689	4,004	17.2%	14.8%	15.3%	15.5%
% of FP17s for the same patient ID Re-attending between 3 & 9 months - Children	782	1,360	57.5%	58.6%	61.1%	58.8%
% of FP17s for the same patient ID Re-attending between 3 & 9 months - Adults	1,964	4,004	49.1%	49.3%	52.3%	51.1%
% of FP17s for Band 1 Urgent Courses	603	5,019	12.0%	9.7%	9.5%	9.0%
% of FP17s Relating to Free Repair or Replacements	56	5,019	1.1%	0.7%	0.7%	0.8%
% of FP17s Relating to Continuations	42	5,019	0.8%	0.6%	0.8%	0.9%
% of Patients satisfied with the dentistry they have received	8	8	N/A	95.6%	93.6%	93.3%
% of Patients satisfied with the time they had to wait for an appointment	7	8	N/A	88.8%	88.8%	88.9%

\* This is based on patients treated on this contract for their most recent course of treatment. Figures in italics indicate the base number of FP17s or Patient Questionnaire responses are less than 100. N/A is shown where the base number of responses is less than 10 during the period. % is calculated as Quantity/Base number\*100

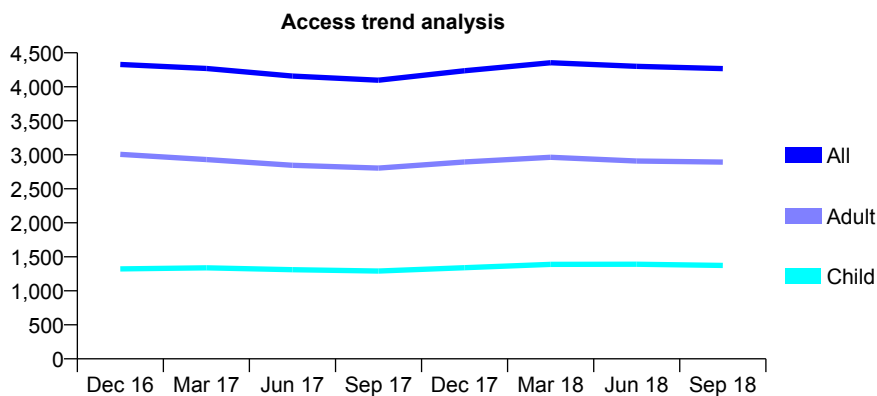
## Q69 - Vital Signs At a Glance Contract Report for 336785/0001 - September 2018

Name or company name	MRS KS RADIA
Contract type name	GDS Contract
Purpose of contract	General
Contract start date	01/04/2006
Contract end date	

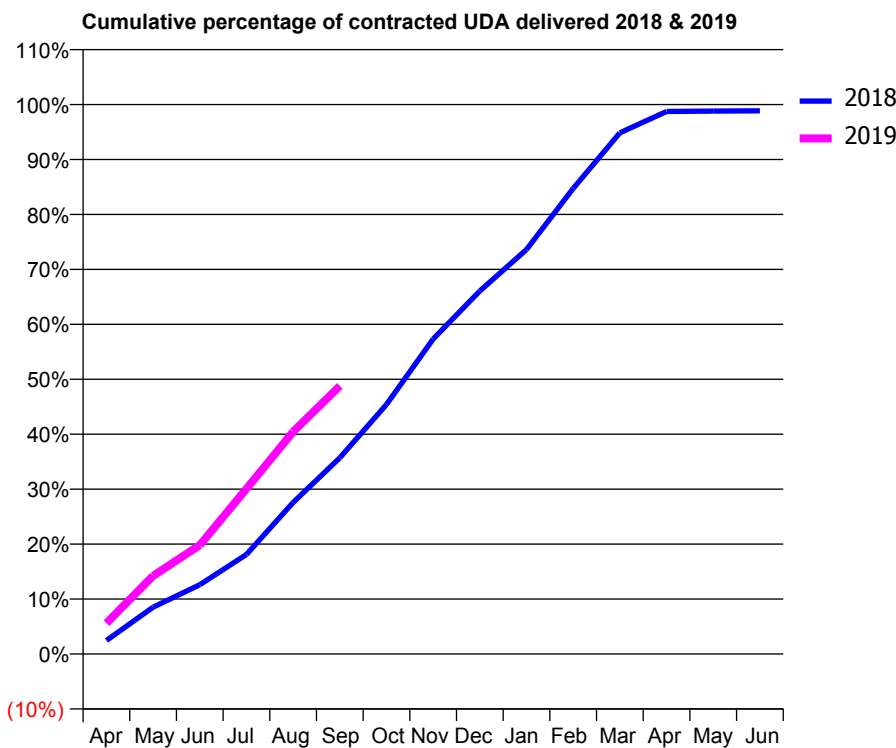
18/19 Contracted general activity (UDA)	8,951
Carry forward general activity (UDA)	0
18/19 Contracted orthodontic activity (UOA)	0
Carry forward orthodontic activity (UOA)	0
Baseline contract value	£291,275.71

### ACCESS\*

Patients seen in 24 months	Total	Change since previous quarter
Quarter ending September 2017	4,097	
Quarter ending December 2017	4,237	↑
Quarter ending March 2018	4,354	↑
Quarter ending June 2018	4,300	↓
Quarter ending September 2018	4,267	→
<b>Variance since September 2017</b>	<b>4.1%</b>	<b>↑</b>



### ACTIVITY



Month	Adjusted Scheduled Activity (UDA)	
	2018	2019
April	226	502
May	779	1,275
June	1,150	1,773
July	1,653	2,693
August	2,519	3,619
September	3,261	4,368
October	4,146	
November	5,235	
December	6,032	
January	6,720	
February	7,736	
March	8,660	
April	9,015	
May	9,020	
June	9,025	

### QUALITY

	Quantity	Base Number	Contract	AT	Region	England
% of FP17s for the same patient ID Re-attending within 3 months - Children	83	1,216	6.8%	11.2%	11.1%	11.6%
% of FP17s for the same patient ID Re-attending within 3 months - Adults	305	2,103	14.5%	14.8%	15.3%	15.5%
% of FP17s for the same patient ID Re-attending between 3 & 9 months - Children	871	1,216	71.6%	58.6%	61.1%	58.8%
% of FP17s for the same patient ID Re-attending between 3 & 9 months - Adults	1,162	2,103	55.3%	49.3%	52.3%	51.1%
% of FP17s for Band 1 Urgent Courses	225	2,674	8.4%	9.7%	9.5%	9.0%
% of FP17s Relating to Free Repair or Replacements	24	2,674	0.9%	0.7%	0.7%	0.8%
% of FP17s Relating to Continuations	5	2,674	0.2%	0.6%	0.8%	0.9%
% of Patients satisfied with the dentistry they have received	19	20	95.0%	95.6%	93.6%	93.3%
% of Patients satisfied with the time they had to wait for an appointment	16	20	80.0%	88.8%	88.8%	88.9%

\* This is based on patients treated on this contract for their most recent course of treatment. Figures in italics indicate the base number of FP17s or Patient Questionnaire responses are less than 100. N/A is shown where the base number of responses is less than 10 during the period. % is calculated as Quantity/Base number\*100

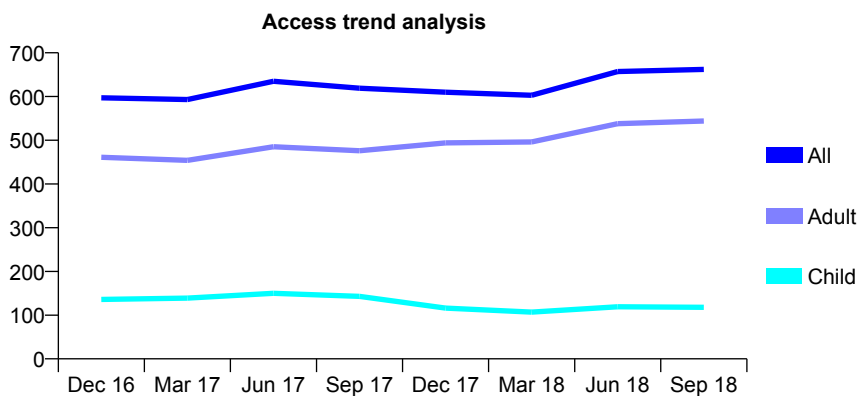
## Q69 - Vital Signs At a Glance Contract Report for 336785/0002 - September 2018

Name or company name	MRS KS RADIA
Contract type name	GDS Contract
Purpose of contract	General
Contract start date	01/04/2009
Contract end date	

18/19 Contracted general activity (UDA)	1,050
Carry forward general activity (UDA)	0
18/19 Contracted orthodontic activity (UOA)	0
Carry forward orthodontic activity (UOA)	0
Baseline contract value	£28,473.82

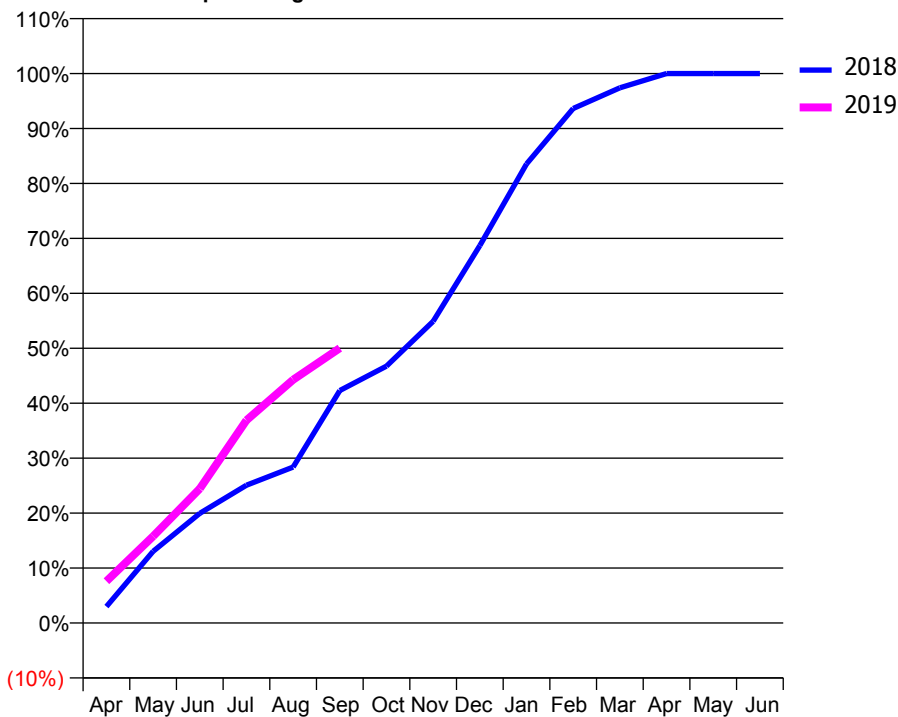
### ACCESS\*

Patients seen in 24 months	Total	Change since previous quarter
Quarter ending September 2017	619	
Quarter ending December 2017	610	↓
Quarter ending March 2018	603	↓
Quarter ending June 2018	657	↑
Quarter ending September 2018	662	→
<b>Variance since September 2017</b>	<b>6.9%</b>	<b>↑</b>



### ACTIVITY

Cumulative percentage of contracted UDA delivered 2018 & 2019



Adjusted Scheduled Activity (UDA)

Month	2018	2019
April	33	80
May	142	166
June	218	257
July	274	387
August	310	465
September	462	525
October	511	
November	600	
December	750	
January	912	
February	1,022	
March	1,064	
April	1,092	
May	1,092	
June	1,092	

### QUALITY

	Quantity	Base Number	Contract	AT	Region	England
% of FP17s for the same patient ID Re-attending within 3 months - Children	1	97	1.0%	11.2%	11.1%	11.6%
% of FP17s for the same patient ID Re-attending within 3 months - Adults	7	337	2.1%	14.8%	15.3%	15.5%
% of FP17s for the same patient ID Re-attending between 3 & 9 months - Children	42	97	43.3%	58.6%	61.1%	58.8%
% of FP17s for the same patient ID Re-attending between 3 & 9 months - Adults	110	337	32.6%	49.3%	52.3%	51.1%
% of FP17s for Band 1 Urgent Courses	12	408	2.9%	9.7%	9.5%	9.0%
% of FP17s Relating to Free Repair or Replacements	1	408	0.2%	0.7%	0.7%	0.8%
% of FP17s Relating to Continuations	0	408	0.0%	0.6%	0.8%	0.9%
% of Patients satisfied with the dentistry they have received	0	0	N/A	95.6%	93.6%	93.3%
% of Patients satisfied with the time they had to wait for an appointment	0	0	N/A	88.8%	88.8%	88.9%

\* This is based on patients treated on this contract for their most recent course of treatment. Figures in italics indicate the base number of FP17s or Patient Questionnaire responses are less than 100. N/A is shown where the base number of responses is less than 10 during the period. % is calculated as Quantity/Base number\*100

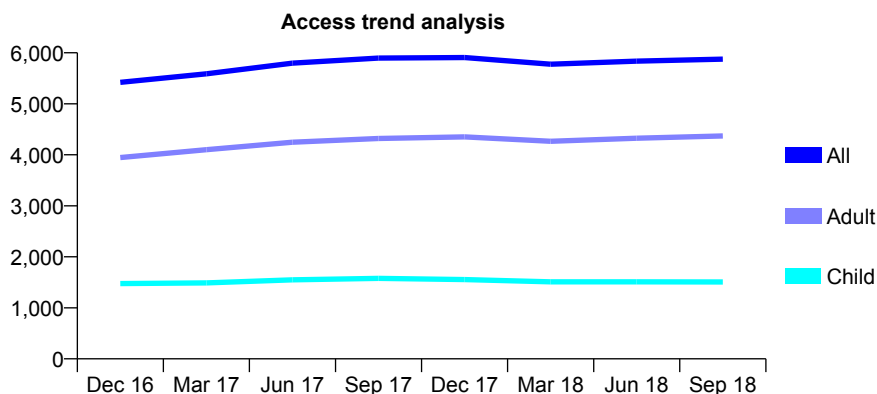
## Q69 - Vital Signs At a Glance Contract Report for 337765/0001 - September 2018

Name or company name	MR SI YOUNG
Contract type name	GDS Contract
Purpose of contract	General
Contract start date	01/04/2006
Contract end date	

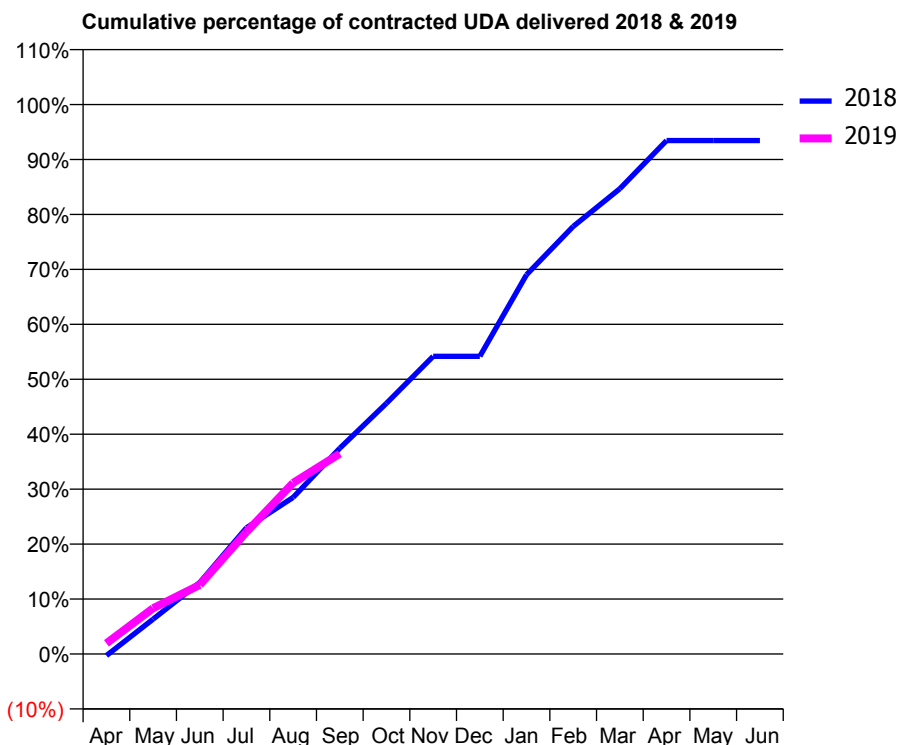
18/19 Contracted general activity (UDA)	15,338
Carry forward general activity (UDA)	0
18/19 Contracted orthodontic activity (UOA)	0
Carry forward orthodontic activity (UOA)	0
Baseline contract value	£395,570.74

### ACCESS\*

Patients seen in 24 months	Total	Change since previous quarter
Quarter ending September 2017	5,896	
Quarter ending December 2017	5,906	→
Quarter ending March 2018	5,776	↓
Quarter ending June 2018	5,836	→
Quarter ending September 2018	5,876	→
<b>Variance since September 2017</b>	<b>(0.3%)</b>	<b>→</b>



### ACTIVITY



Month	Adjusted Scheduled Activity (UDA)	
	2018	2019
April	-46	300
May	975	1,280
June	1,995	1,932
July	3,523	3,406
August	4,373	4,778
September	5,744	5,591
October	6,999	
November	8,308	
December	8,308	
January	10,588	
February	11,934	
March	12,989	
April	14,332	
May	14,332	
June	14,332	

### QUALITY

	Quantity	Base Number	Contract	AT	Region	England
% of FP17s for the same patient ID Re-attending within 3 months - Children	45	1,109	4.1%	11.2%	11.1%	11.6%
% of FP17s for the same patient ID Re-attending within 3 months - Adults	280	2,323	12.1%	14.8%	15.3%	15.5%
% of FP17s for the same patient ID Re-attending between 3 & 9 months - Children	709	1,109	63.9%	58.6%	61.1%	58.8%
% of FP17s for the same patient ID Re-attending between 3 & 9 months - Adults	634	2,323	27.3%	49.3%	52.3%	51.1%
% of FP17s for Band 1 Urgent Courses	353	2,897	12.2%	9.7%	9.5%	9.0%
% of FP17s Relating to Free Repair or Replacements	5	2,897	0.2%	0.7%	0.7%	0.8%
% of FP17s Relating to Continuations	3	2,897	0.1%	0.6%	0.8%	0.9%
% of Patients satisfied with the dentistry they have received	6	6	N/A	95.6%	93.6%	93.3%
% of Patients satisfied with the time they had to wait for an appointment	6	6	N/A	88.8%	88.8%	88.9%

\* This is based on patients treated on this contract for their most recent course of treatment. Figures in italics indicate the base number of FP17s or Patient Questionnaire responses are less than 100. N/A is shown where the base number of responses is less than 10 during the period. % is calculated as Quantity/Base number\*100

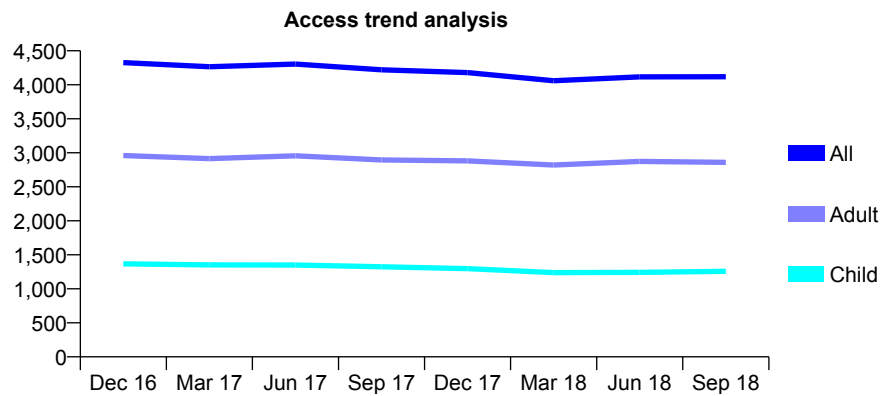
## Q69 - Vital Signs At a Glance Contract Report for 338761/0002 - September 2018

Name or company name	Broadshires Dental Practice
Contract type name	GDS Contract
Purpose of contract	General
Contract start date	01/04/2006
Contract end date	

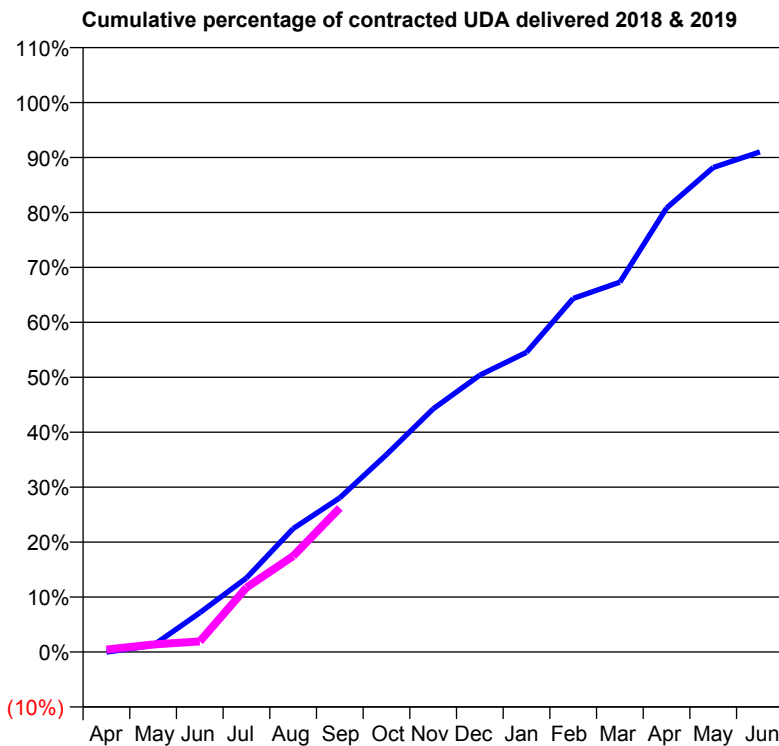
18/19 Contracted general activity (UDA)	11,111
Carry forward general activity (UDA)	0
18/19 Contracted orthodontic activity (UOA)	0
Carry forward orthodontic activity (UOA)	0
Baseline contract value	£265,771.46

### ACCESS\*

Patients seen in 24 months	Total	Change since previous quarter
Quarter ending September 2017	4,220	
Quarter ending December 2017	4,179	→
Quarter ending March 2018	4,059	↓
Quarter ending June 2018	4,117	→
Quarter ending September 2018	4,118	→
<b>Variance since September 2017</b>	<b>(2.4%)</b>	<b>↓</b>



### ACTIVITY



Month	Adjusted Scheduled Activity (UDA)	
	2018	2019
April	-5	49
May	134	152
June	793	216
July	1,498	1,303
August	2,496	1,939
September	3,117	2,913
October	3,991	
November	4,915	
December	5,598	
January	6,061	
February	7,149	
March	7,478	
April	8,977	
May	9,797	
June	10,112	

### QUALITY

	Quantity	Base Number	Contract	AT	Region	England
% of FP17s for the same patient ID Re-attending within 3 months - Children	88	1,068	8.2%	11.2%	11.1%	11.6%
% of FP17s for the same patient ID Re-attending within 3 months - Adults	257	2,211	11.6%	14.8%	15.3%	15.5%
% of FP17s for the same patient ID Re-attending between 3 & 9 months - Children	612	1,068	57.3%	58.6%	61.1%	58.8%
% of FP17s for the same patient ID Re-attending between 3 & 9 months - Adults	1,290	2,211	58.3%	49.3%	52.3%	51.1%
% of FP17s for Band 1 Urgent Courses	243	1,758	13.8%	9.7%	9.5%	9.0%
% of FP17s Relating to Free Repair or Replacements	3	1,758	0.2%	0.7%	0.7%	0.8%
% of FP17s Relating to Continuations	28	1,758	1.6%	0.6%	0.8%	0.9%
% of Patients satisfied with the dentistry they have received	1	1	N/A	95.6%	93.6%	93.3%
% of Patients satisfied with the time they had to wait for an appointment	1	1	N/A	88.8%	88.8%	88.9%

\* This is based on patients treated on this contract for their most recent course of treatment. Figures in italics indicate the base number of FP17s or Patient Questionnaire responses are less than 100. N/A is shown where the base number of responses is less than 10 during the period. % is calculated as Quantity/Base number\*100



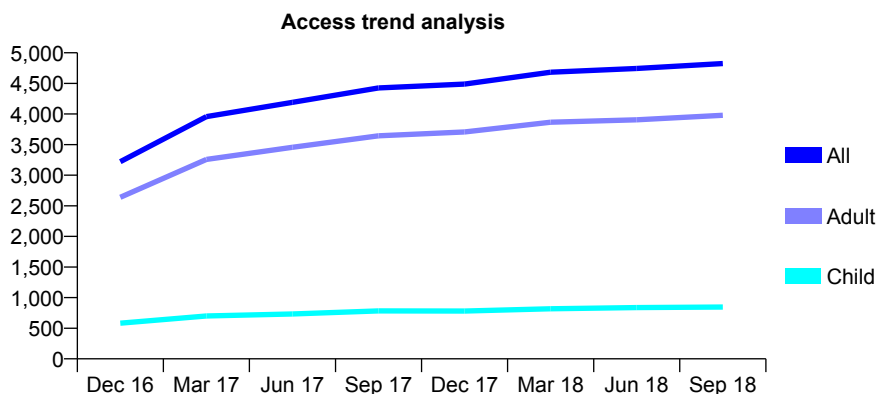
## Q69 - Vital Signs At a Glance Contract Report for 339946/0001 - September 2018

Name or company name	Mrs RK Kakad
Contract type name	GDS Contract
Purpose of contract	General
Contract start date	01/04/2006
Contract end date	

18/19 Contracted general activity (UDA)	17,125
Carry forward general activity (UDA)	0
18/19 Contracted orthodontic activity (UOA)	0
Carry forward orthodontic activity (UOA)	0
Baseline contract value	£372,295.69

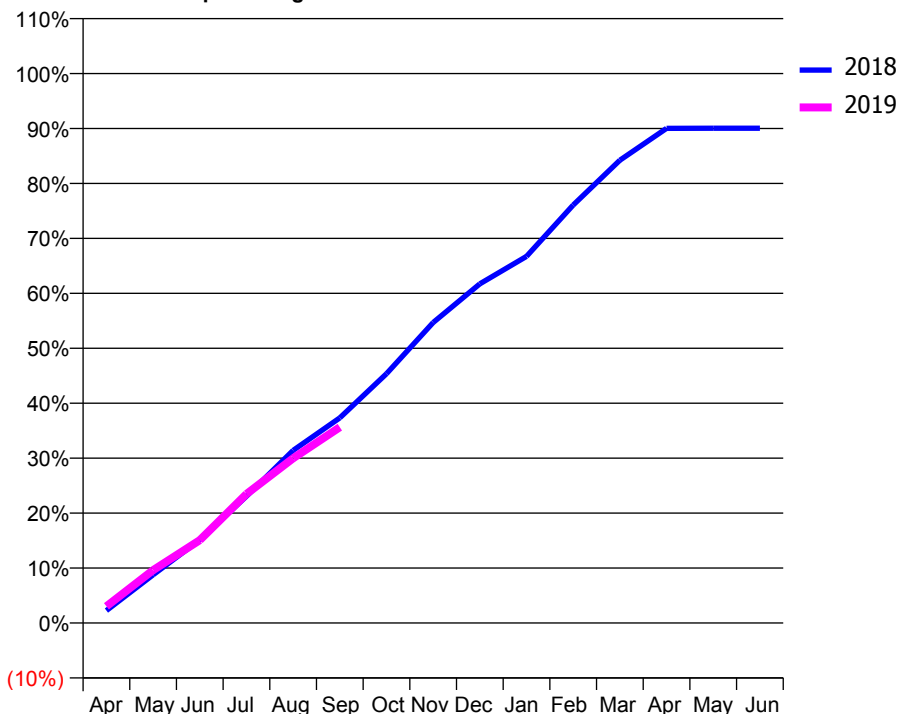
### ACCESS\*

Patients seen in 24 months	Total	Change since previous quarter
Quarter ending September 2017	4,427	
Quarter ending December 2017	4,489	→
Quarter ending March 2018	4,683	↑
Quarter ending June 2018	4,743	→
Quarter ending September 2018	4,825	→
<b>Variance since September 2017</b>	<b>9.0%</b>	<b>↑</b>



### ACTIVITY

Cumulative percentage of contracted UDA delivered 2018 & 2019



Month	Adjusted Scheduled Activity (UDA)	
	2018	2019
April	390	520
May	1,501	1,648
June	2,589	2,583
July	3,951	4,019
August	5,381	5,133
September	6,392	6,104
October	7,770	
November	9,366	
December	10,570	
January	11,427	
February	13,024	
March	14,424	
April	15,415	
May	15,421	
June	15,420	

### QUALITY

	Quantity	Base Number	Contract	AT	Region	England
% of FP17s for the same patient ID Re-attending within 3 months - Children	48	670	7.2%	11.2%	11.1%	11.6%
% of FP17s for the same patient ID Re-attending within 3 months - Adults	467	2,758	16.9%	14.8%	15.3%	15.5%
% of FP17s for the same patient ID Re-attending between 3 & 9 months - Children	422	670	63.0%	58.6%	61.1%	58.8%
% of FP17s for the same patient ID Re-attending between 3 & 9 months - Adults	1,453	2,758	52.7%	49.3%	52.3%	51.1%
% of FP17s for Band 1 Urgent Courses	315	3,076	10.2%	9.7%	9.5%	9.0%
% of FP17s Relating to Free Repair or Replacements	34	3,076	1.1%	0.7%	0.7%	0.8%
% of FP17s Relating to Continuations	40	3,076	1.3%	0.6%	0.8%	0.9%
% of Patients satisfied with the dentistry they have received	7	7	N/A	95.6%	93.6%	93.3%
% of Patients satisfied with the time they had to wait for an appointment	6	7	N/A	88.8%	88.8%	88.9%

\* This is based on patients treated on this contract for their most recent course of treatment. Figures in italics indicate the base number of FP17s or Patient Questionnaire responses are less than 100. N/A is shown where the base number of responses is less than 10 during the period. % is calculated as Quantity/Base number\*100

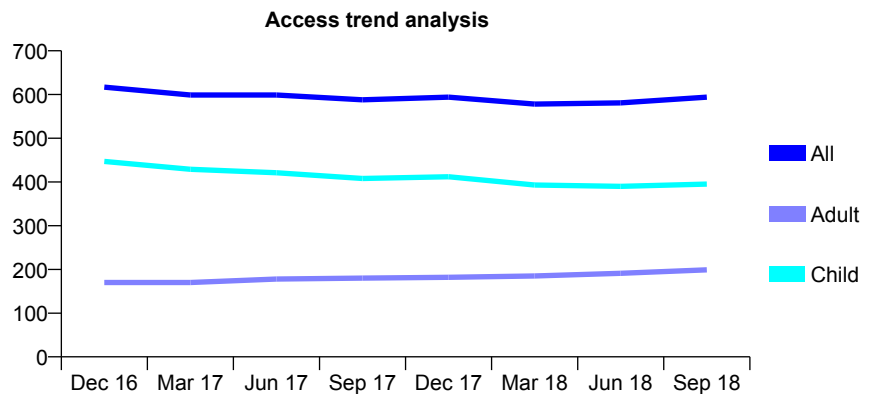
## Q69 - Vital Signs At a Glance Contract Report for 341495/0001 - September 2018

Name or company name	Byways Dental Practice
Contract type name	GDS Contract
Purpose of contract	General
Contract start date	01/04/2006
Contract end date	

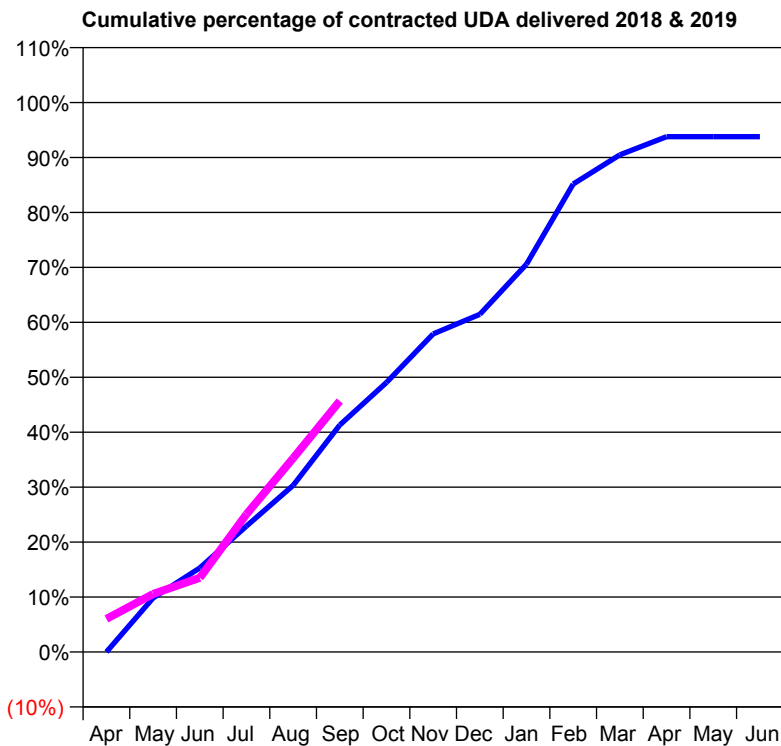
18/19 Contracted general activity (UDA)	2,359
Carry forward general activity (UDA)	0
18/19 Contracted orthodontic activity (UOA)	0
Carry forward orthodontic activity (UOA)	0
Baseline contract value	£61,833.24

### ACCESS\*

Patients seen in 24 months	Total	Change since previous quarter
Quarter ending September 2017	588	
Quarter ending December 2017	594	→
Quarter ending March 2018	578	↓
Quarter ending June 2018	581	→
Quarter ending September 2018	594	↑
<b>Variance since September 2017</b>	<b>1.0%</b>	<b>→</b>



### ACTIVITY



Month	Adjusted Scheduled Activity (UDA)	
	2018	2019
April	0	142
May	232	249
June	361	319
July	540	591
August	715	832
September	975	1,077
October	1,157	
November	1,366	
December	1,450	
January	1,665	
February	2,009	
March	2,134	
April	2,212	
May	2,212	
June	2,212	

### QUALITY

	Quantity	Base Number	Contract	AT	Region	England
% of FP17s for the same patient ID Re-attending within 3 months - Children	24	355	6.8%	11.2%	11.1%	11.6%
% of FP17s for the same patient ID Re-attending within 3 months - Adults	10	109	9.2%	14.8%	15.3%	15.5%
% of FP17s for the same patient ID Re-attending between 3 & 9 months - Children	250	355	70.4%	58.6%	61.1%	58.8%
% of FP17s for the same patient ID Re-attending between 3 & 9 months - Adults	68	109	62.4%	49.3%	52.3%	51.1%
% of FP17s for Band 1 Urgent Courses	12	440	2.7%	9.7%	9.5%	9.0%
% of FP17s Relating to Free Repair or Replacements	1	440	0.2%	0.7%	0.7%	0.8%
% of FP17s Relating to Continuations	1	440	0.2%	0.6%	0.8%	0.9%
% of Patients satisfied with the dentistry they have received	1	1	N/A	95.6%	93.6%	93.3%
% of Patients satisfied with the time they had to wait for an appointment	1	1	N/A	88.8%	88.8%	88.9%

\* This is based on patients treated on this contract for their most recent course of treatment. Figures in italics indicate the base number of FP17s or Patient Questionnaire responses are less than 100. N/A is shown where the base number of responses is less than 10 during the period. % is calculated as Quantity/Base number\*100

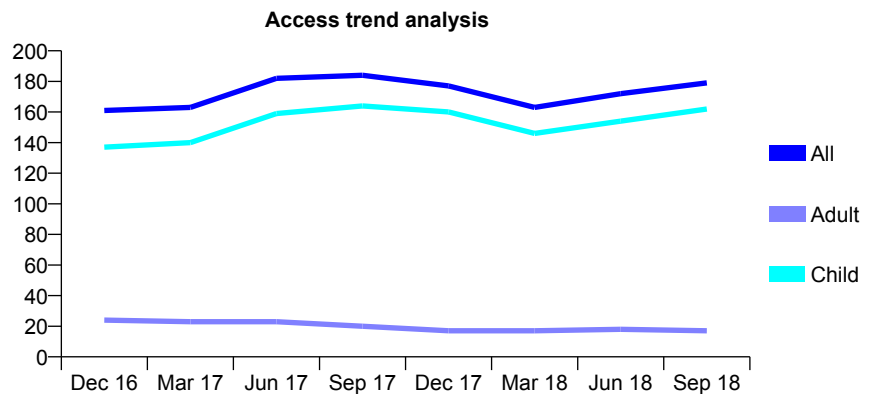
## Q69 - Vital Signs At a Glance Contract Report for 343099/0001 - September 2018

Name or company name	MRS E MUKSINOVIC
Contract type name	GDS Contract
Purpose of contract	General
Contract start date	01/04/2006
Contract end date	

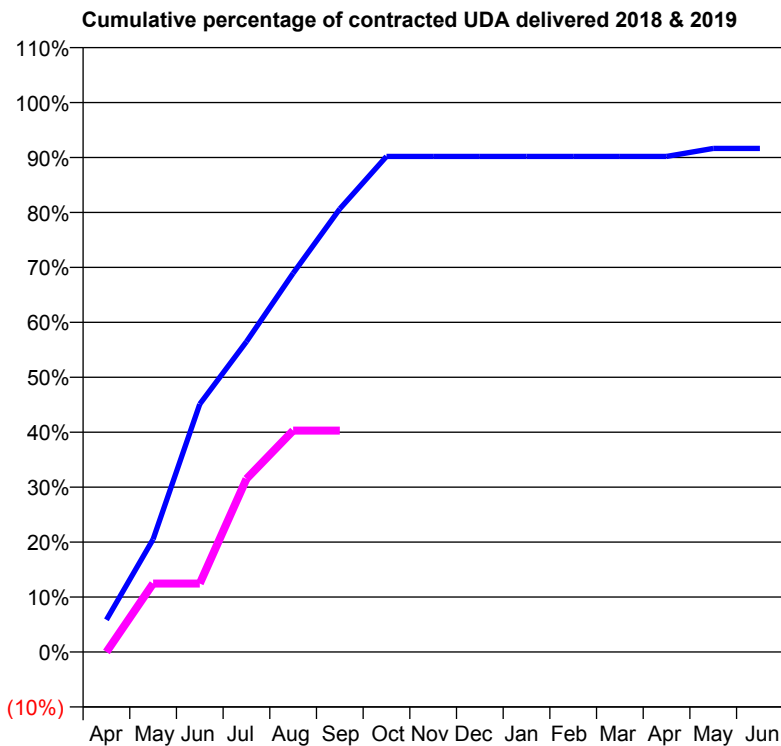
18/19 Contracted general activity (UDA)	273
Carry forward general activity (UDA)	0
18/19 Contracted orthodontic activity (UOA)	0
Carry forward orthodontic activity (UOA)	0
Baseline contract value	£6,528.51

### ACCESS\*

Patients seen in 24 months	Total	Change since previous quarter
Quarter ending September 2017	184	
Quarter ending December 2017	177	↓
Quarter ending March 2018	163	↓
Quarter ending June 2018	172	↑
Quarter ending September 2018	179	↑
<b>Variance since September 2017</b>	<b>(2.7%)</b>	<b>↓</b>



### ACTIVITY



Month	Adjusted Scheduled Activity (UDA)	
	2018	2019
April	16	0
May	56	34
June	123	34
July	154	86
August	188	110
September	220	110
October	246	
November	246	
December	246	
January	246	
February	246	
March	246	
April	246	
May	250	
June	250	

### QUALITY

	Quantity	Base Number	Contract	AT	Region	England
% of FP17s for the same patient ID Re-attending within 3 months - Children	5	148	3.4%	11.2%	11.1%	11.6%
% of FP17s for the same patient ID Re-attending within 3 months - Adults	0	1	0.0%	14.8%	15.3%	15.5%
% of FP17s for the same patient ID Re-attending between 3 & 9 months - Children	79	148	53.4%	58.6%	61.1%	58.8%
% of FP17s for the same patient ID Re-attending between 3 & 9 months - Adults	0	1	0.0%	49.3%	52.3%	51.1%
% of FP17s for Band 1 Urgent Courses	0	88	0.0%	9.7%	9.5%	9.0%
% of FP17s Relating to Free Repair or Replacements	0	88	0.0%	0.7%	0.7%	0.8%
% of FP17s Relating to Continuations	0	88	0.0%	0.6%	0.8%	0.9%
% of Patients satisfied with the dentistry they have received	0	0	N/A	95.6%	93.6%	93.3%
% of Patients satisfied with the time they had to wait for an appointment	0	0	N/A	88.8%	88.8%	88.9%

\* This is based on patients treated on this contract for their most recent course of treatment. Figures in italics indicate the base number of FP17s or Patient Questionnaire responses are less than 100. N/A is shown where the base number of responses is less than 10 during the period. % is calculated as Quantity/Base number\*100

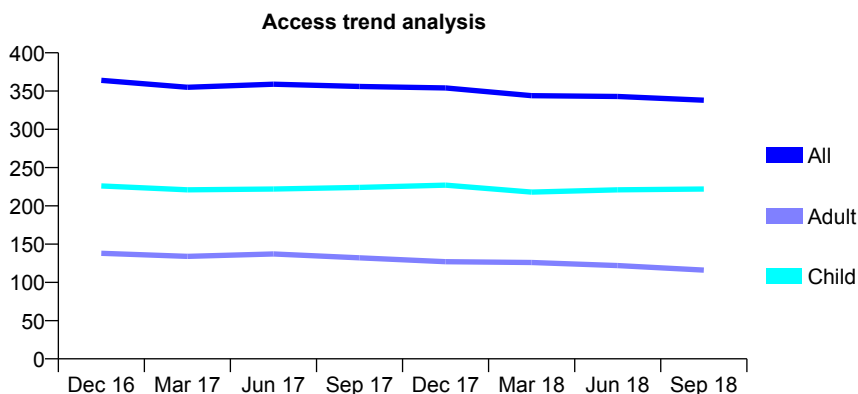
## Q69 - Vital Signs At a Glance Contract Report for 344192/0001 - September 2018

Name or company name	MR KV KARLEKAR
Contract type name	GDS Contract
Purpose of contract	General
Contract start date	01/09/2013
Contract end date	

18/19 Contracted general activity (UDA)	1,141
Carry forward general activity (UDA)	20
18/19 Contracted orthodontic activity (UOA)	0
Carry forward orthodontic activity (UOA)	0
Baseline contract value	£29,234.56

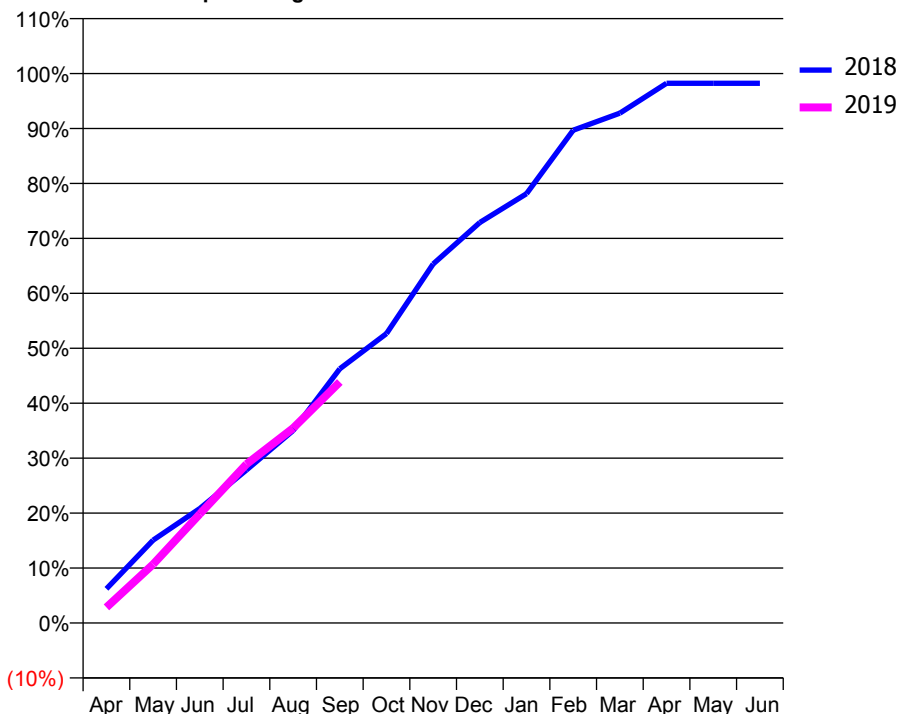
### ACCESS\*

Patients seen in 24 months	Total	Change since previous quarter
Quarter ending September 2017	356	
Quarter ending December 2017	354	→
Quarter ending March 2018	344	↓
Quarter ending June 2018	343	→
Quarter ending September 2018	338	↓
<b>Variance since September 2017</b>	<b>(5.1%)</b>	<b>↓</b>



### ACTIVITY

Cumulative percentage of contracted UDA delivered 2018 & 2019



Adjusted Scheduled Activity (UDA)

Month	2018	2019
April	71	33
May	172	122
June	238	226
July	318	330
August	400	405
September	528	501
October	601	
November	745	
December	832	
January	891	
February	1,023	
March	1,059	
April	1,121	
May	1,121	
June	1,121	

### QUALITY

	Quantity	Base Number	Contract	AT	Region	England
% of FP17s for the same patient ID Re-attending within 3 months - Children	10	188	5.3%	11.2%	11.1%	11.6%
% of FP17s for the same patient ID Re-attending within 3 months - Adults	5	60	8.3%	14.8%	15.3%	15.5%
% of FP17s for the same patient ID Re-attending between 3 & 9 months - Children	110	188	58.5%	58.6%	61.1%	58.8%
% of FP17s for the same patient ID Re-attending between 3 & 9 months - Adults	30	60	50.0%	49.3%	52.3%	51.1%
% of FP17s for Band 1 Urgent Courses	13	219	5.9%	9.7%	9.5%	9.0%
% of FP17s Relating to Free Repair or Replacements	0	219	0.0%	0.7%	0.7%	0.8%
% of FP17s Relating to Continuations	2	219	0.9%	0.6%	0.8%	0.9%
% of Patients satisfied with the dentistry they have received	0	0	N/A	95.6%	93.6%	93.3%
% of Patients satisfied with the time they had to wait for an appointment	0	0	N/A	88.8%	88.8%	88.9%

\* This is based on patients treated on this contract for their most recent course of treatment. Figures in italics indicate the base number of FP17s or Patient Questionnaire responses are less than 100. N/A is shown where the base number of responses is less than 10 during the period. % is calculated as Quantity/Base number\*100

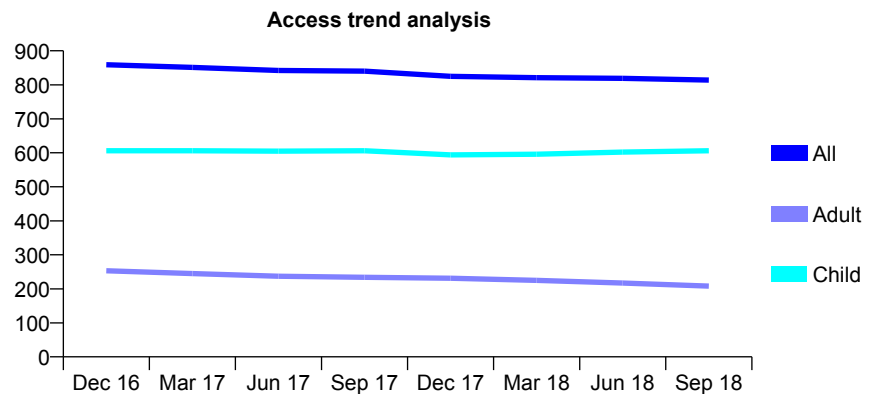
## Q69 - Vital Signs At a Glance Contract Report for 344311/0001 - September 2018

Name or company name	MR VG CHUGANI
Contract type name	GDS Contract
Purpose of contract	General
Contract start date	01/04/2006
Contract end date	

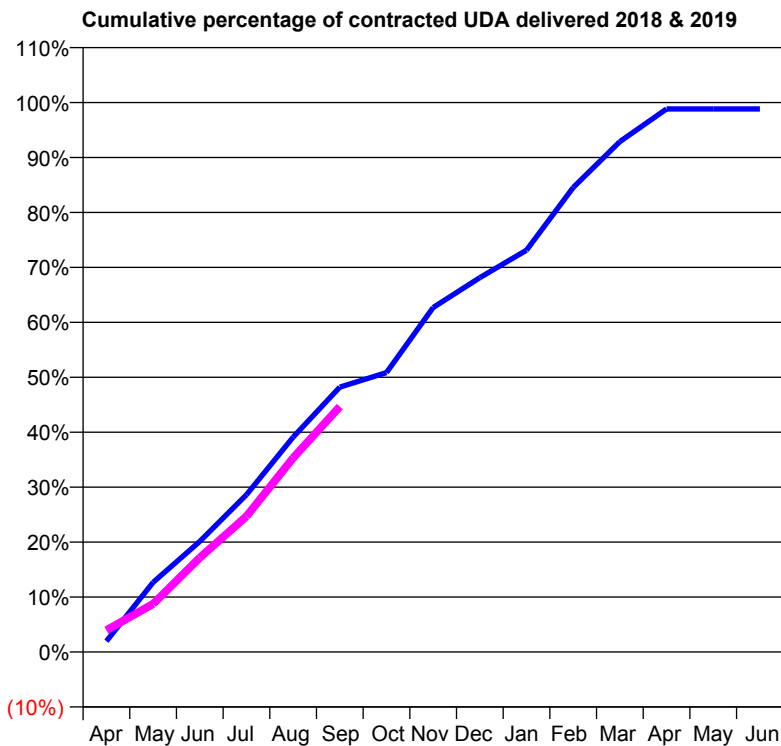
18/19 Contracted general activity (UDA)	1,570
Carry forward general activity (UDA)	18
18/19 Contracted orthodontic activity (UOA)	0
Carry forward orthodontic activity (UOA)	0
Baseline contract value	£37,537.01

### ACCESS\*

Patients seen in 24 months	Total	Change since previous quarter
Quarter ending September 2017	840	
Quarter ending December 2017	825	↓
Quarter ending March 2018	821	→
Quarter ending June 2018	819	→
Quarter ending September 2018	814	→
<b>Variance since September 2017</b>	<b>(3.1%)</b>	<b>↓</b>



### ACTIVITY



Adjusted Scheduled Activity (UDA)		
Month	2018	2019
April	31	62
May	199	137
June	316	269
July	449	388
August	614	555
September	757	701
October	798	
November	984	
December	1,070	
January	1,148	
February	1,327	
March	1,458	
April	1,552	
May	1,552	
June	1,552	

### QUALITY

	Quantity	Base Number	Contract	AT	Region	England
% of FP17s for the same patient ID Re-attending within 3 months - Children	44	510	8.6%	11.2%	11.1%	11.6%
% of FP17s for the same patient ID Re-attending within 3 months - Adults	15	114	13.2%	14.8%	15.3%	15.5%
% of FP17s for the same patient ID Re-attending between 3 & 9 months - Children	298	510	58.4%	58.6%	61.1%	58.8%
% of FP17s for the same patient ID Re-attending between 3 & 9 months - Adults	59	114	51.8%	49.3%	52.3%	51.1%
% of FP17s for Band 1 Urgent Courses	21	549	3.8%	9.7%	9.5%	9.0%
% of FP17s Relating to Free Repair or Replacements	0	549	0.0%	0.7%	0.7%	0.8%
% of FP17s Relating to Continuations	0	549	0.0%	0.6%	0.8%	0.9%
% of Patients satisfied with the dentistry they have received	1	1	N/A	95.6%	93.6%	93.3%
% of Patients satisfied with the time they had to wait for an appointment	1	1	N/A	88.8%	88.8%	88.9%

\* This is based on patients treated on this contract for their most recent course of treatment. Figures in italics indicate the base number of FP17s or Patient Questionnaire responses are less than 100. N/A is shown where the base number of responses is less than 10 during the period. % is calculated as Quantity/Base number\*100

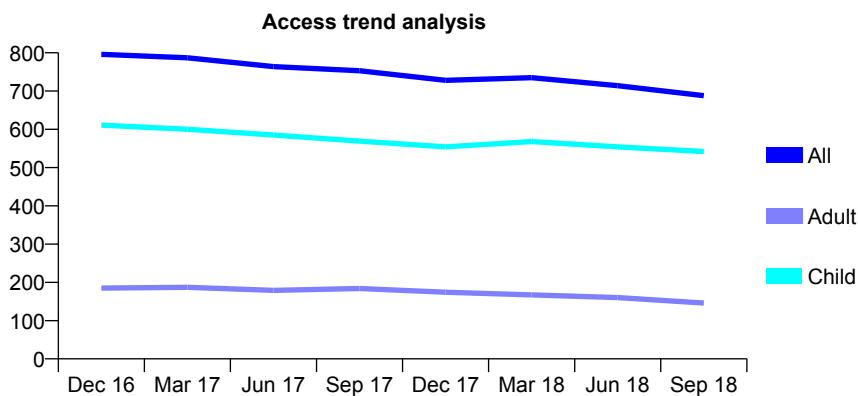
## Q69 - Vital Signs At a Glance Contract Report for 351458/0001 - September 2018

Name or company name	McAleavey and Padget
Contract type name	GDS Contract
Purpose of contract	General
Contract start date	01/04/2006
Contract end date	

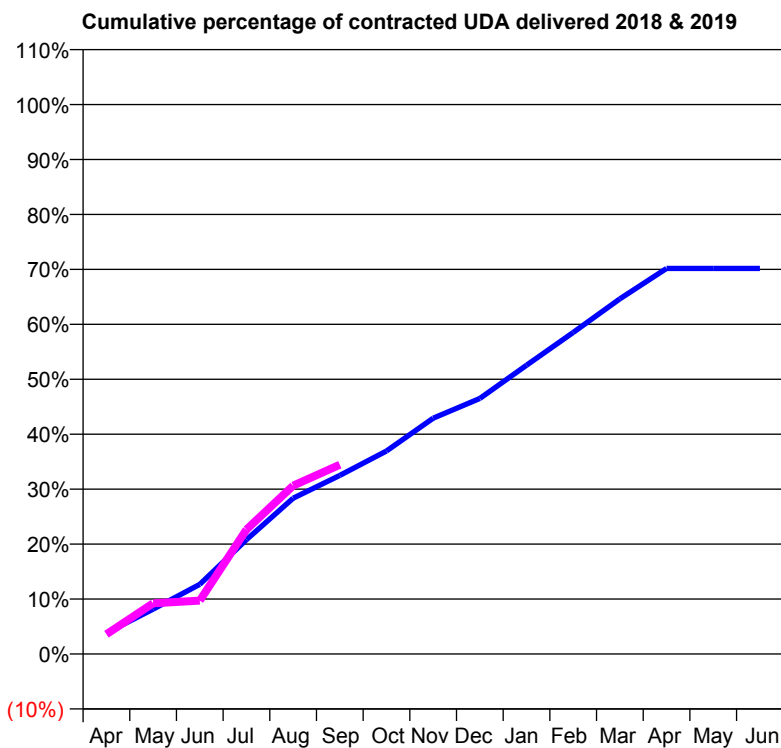
18/19 Contracted general activity (UDA)	1,443
Carry forward general activity (UDA)	0
18/19 Contracted orthodontic activity (UOA)	0
Carry forward orthodontic activity (UOA)	0
Baseline contract value	£34,406.11

### ACCESS\*

Patients seen in 24 months	Total	Change since previous quarter
Quarter ending September 2017	753	
Quarter ending December 2017	728	↓
Quarter ending March 2018	735	→
Quarter ending June 2018	714	↓
Quarter ending September 2018	688	↓
<b>Variance since September 2017</b>	<b>(8.6%)</b>	<b>↓</b>



### ACTIVITY



Adjusted Scheduled Activity (UDA)		
Month	2018	2019
April	55	52
May	118	133
June	183	140
July	300	327
August	409	442
September	469	497
October	533	
November	619	
December	671	
January	758	
February	845	
March	933	
April	1,013	
May	1,013	
June	1,013	

### QUALITY

	Quantity	Base Number	Contract	AT	Region	England
% of FP17s for the same patient ID Re-attending within 3 months - Children	9	361	2.5%	11.2%	11.1%	11.6%
% of FP17s for the same patient ID Re-attending within 3 months - Adults	6	55	10.9%	14.8%	15.3%	15.5%
% of FP17s for the same patient ID Re-attending between 3 & 9 months - Children	177	361	49.0%	58.6%	61.1%	58.8%
% of FP17s for the same patient ID Re-attending between 3 & 9 months - Adults	22	55	40.0%	49.3%	52.3%	51.1%
% of FP17s for Band 1 Urgent Courses	6	361	1.7%	9.7%	9.5%	9.0%
% of FP17s Relating to Free Repair or Replacements	0	361	0.0%	0.7%	0.7%	0.8%
% of FP17s Relating to Continuations	1	361	0.3%	0.6%	0.8%	0.9%
% of Patients satisfied with the dentistry they have received	0	0	N/A	95.6%	93.6%	93.3%
% of Patients satisfied with the time they had to wait for an appointment	0	0	N/A	88.8%	88.8%	88.9%

\* This is based on patients treated on this contract for their most recent course of treatment. Figures in italics indicate the base number of FP17s or Patient Questionnaire responses are less than 100. N/A is shown where the base number of responses is less than 10 during the period. % is calculated as Quantity/Base number\*100

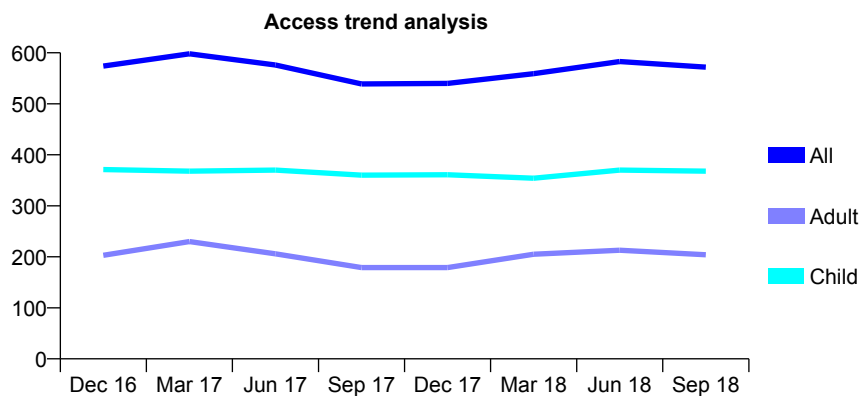
## Q69 - Vital Signs At a Glance Contract Report for 353434/0001 - September 2018

Name or company name	MR RS DHILLON
Contract type name	GDS Contract
Purpose of contract	General
Contract start date	01/04/2006
Contract end date	

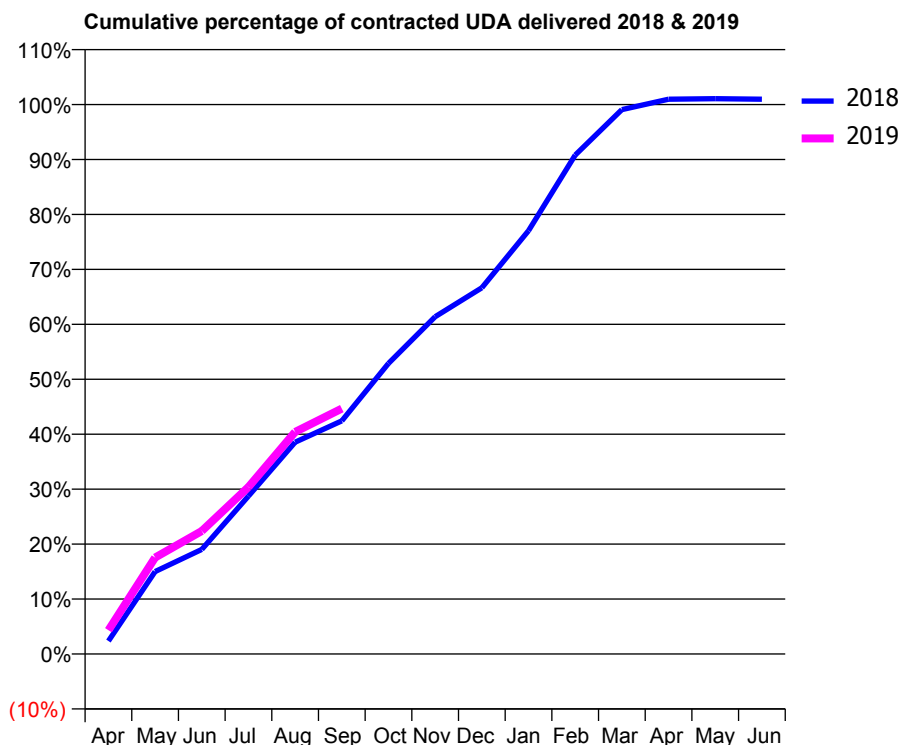
18/19 Contracted general activity (UDA)	1,018
Carry forward general activity (UDA)	-9
18/19 Contracted orthodontic activity (UOA)	0
Carry forward orthodontic activity (UOA)	0
Baseline contract value	£27,527.54

### ACCESS\*

Patients seen in 24 months	Total	Change since previous quarter
Quarter ending September 2017	539	
Quarter ending December 2017	540	→
Quarter ending March 2018	559	↑
Quarter ending June 2018	583	↑
Quarter ending September 2018	572	↓
<b>Variance since September 2017</b>	<b>6.1%</b>	<b>↑</b>



### ACTIVITY



Adjusted Scheduled Activity (UDA)		
Month	2018	2019
April	24	44
May	153	179
June	194	228
July	293	309
August	392	411
September	432	455
October	538	
November	625	
December	678	
January	784	
February	924	
March	1,009	
April	1,028	
May	1,029	
June	1,028	

### QUALITY

	Quantity	Base Number	Contract	AT	Region	England
% of FP17s for the same patient ID Re-attending within 3 months - Children	13	260	5.0%	11.2%	11.1%	11.6%
% of FP17s for the same patient ID Re-attending within 3 months - Adults	8	98	8.2%	14.8%	15.3%	15.5%
% of FP17s for the same patient ID Re-attending between 3 & 9 months - Children	164	260	63.1%	58.6%	61.1%	58.8%
% of FP17s for the same patient ID Re-attending between 3 & 9 months - Adults	54	98	55.1%	49.3%	52.3%	51.1%
% of FP17s for Band 1 Urgent Courses	18	343	5.2%	9.7%	9.5%	9.0%
% of FP17s Relating to Free Repair or Replacements	2	343	0.6%	0.7%	0.7%	0.8%
% of FP17s Relating to Continuations	0	343	0.0%	0.6%	0.8%	0.9%
% of Patients satisfied with the dentistry they have received	1	1	N/A	95.6%	93.6%	93.3%
% of Patients satisfied with the time they had to wait for an appointment	1	1	N/A	88.8%	88.8%	88.9%

\* This is based on patients treated on this contract for their most recent course of treatment. Figures in italics indicate the base number of FP17s or Patient Questionnaire responses are less than 100. N/A is shown where the base number of responses is less than 10 during the period. % is calculated as Quantity/Base number\*100



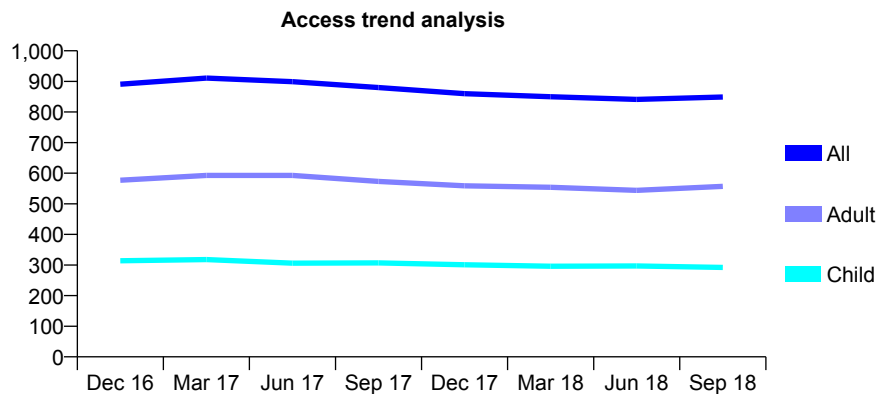
## Q69 - Vital Signs At a Glance Contract Report for 355763/0001 - September 2018

Name or company name	MR AJ DANDAPAT
Contract type name	GDS Contract
Purpose of contract	General
Contract start date	01/04/2006
Contract end date	

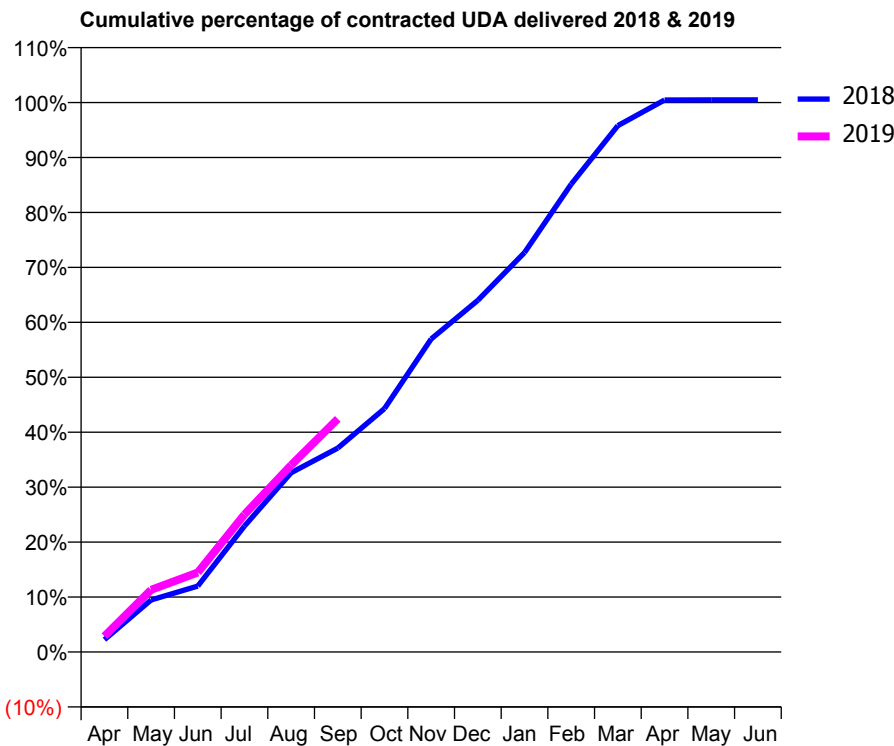
18/19 Contracted general activity (UDA)	3,556
Carry forward general activity (UDA)	-17
18/19 Contracted orthodontic activity (UOA)	0
Carry forward orthodontic activity (UOA)	0
Baseline contract value	£90,885.30

### ACCESS\*

Patients seen in 24 months	Total	Change since previous quarter
Quarter ending September 2017	880	
Quarter ending December 2017	860	↓
Quarter ending March 2018	850	↓
Quarter ending June 2018	841	↓
Quarter ending September 2018	849	→
<b>Variance since September 2017</b>	<b>(3.5%)</b>	<b>↓</b>



### ACTIVITY



Month	Adjusted Scheduled Activity (UDA)	
	2018	2019
April	80	102
May	337	402
June	427	515
July	815	890
August	1,160	1,209
September	1,320	1,509
October	1,575	
November	2,026	
December	2,276	
January	2,585	
February	3,028	
March	3,407	
April	3,572	
May	3,573	
June	3,573	

### QUALITY

	Quantity	Base Number	Contract	AT	Region	England
% of FP17s for the same patient ID Re-attending within 3 months - Children	33	348	9.5%	11.2%	11.1%	11.6%
% of FP17s for the same patient ID Re-attending within 3 months - Adults	48	416	11.5%	14.8%	15.3%	15.5%
% of FP17s for the same patient ID Re-attending between 3 & 9 months - Children	258	348	74.1%	58.6%	61.1%	58.8%
% of FP17s for the same patient ID Re-attending between 3 & 9 months - Adults	279	416	67.1%	49.3%	52.3%	51.1%
% of FP17s for Band 1 Urgent Courses	23	695	3.3%	9.7%	9.5%	9.0%
% of FP17s Relating to Free Repair or Replacements	16	695	2.3%	0.7%	0.7%	0.8%
% of FP17s Relating to Continuations	0	695	0.0%	0.6%	0.8%	0.9%
% of Patients satisfied with the dentistry they have received	0	0	N/A	95.6%	93.6%	93.3%
% of Patients satisfied with the time they had to wait for an appointment	0	0	N/A	88.8%	88.8%	88.9%

\* This is based on patients treated on this contract for their most recent course of treatment. Figures in italics indicate the base number of FP17s or Patient Questionnaire responses are less than 100. N/A is shown where the base number of responses is less than 10 during the period. % is calculated as Quantity/Base number\*100

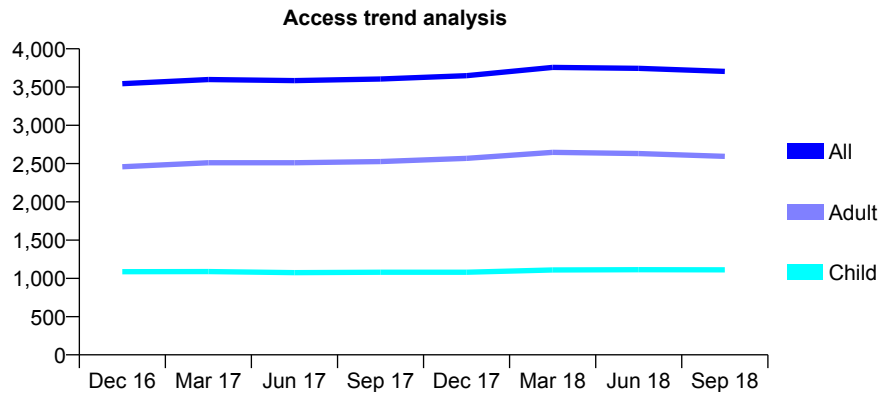
## Q69 - Vital Signs At a Glance Contract Report for 356581/0001 - September 2018

Name or company name	MR ZR ANWAR
Contract type name	GDS Contract
Purpose of contract	General
Contract start date	28/07/2012
Contract end date	

18/19 Contracted general activity (UDA)	9,276
Carry forward general activity (UDA)	203
18/19 Contracted orthodontic activity (UOA)	0
Carry forward orthodontic activity (UOA)	0
Baseline contract value	£218,868.42

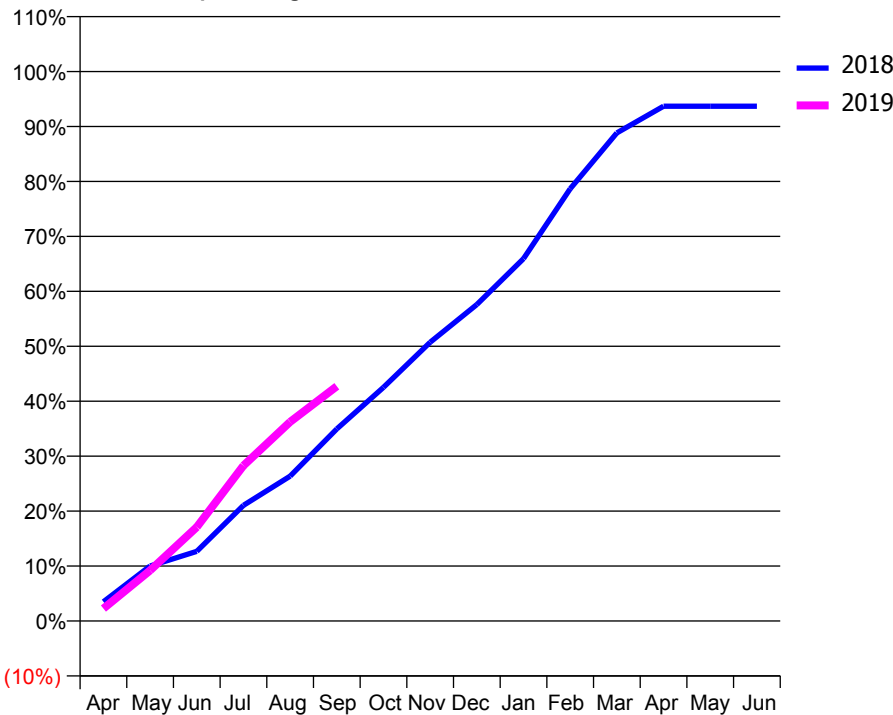
### ACCESS\*

Patients seen in 24 months	Total	Change since previous quarter
Quarter ending September 2017	3,605	
Quarter ending December 2017	3,648	→
Quarter ending March 2018	3,756	↑
Quarter ending June 2018	3,744	→
Quarter ending September 2018	3,705	↓
<b>Variance since September 2017</b>	<b>2.8%</b>	<b>↑</b>



### ACTIVITY

Cumulative percentage of contracted UDA delivered 2018 & 2019



Month	Adjusted Scheduled Activity (UDA)	
	2018	2019
April	325	209
May	928	855
June	1,176	1,587
July	1,952	2,624
August	2,447	3,361
September	3,242	3,964
October	3,945	
November	4,705	
December	5,343	
January	6,117	
February	7,296	
March	8,239	
April	8,690	
May	8,690	
June	8,690	

### QUALITY

	Quantity	Base Number	Contract	AT	Region	England
% of FP17s for the same patient ID Re-attending within 3 months - Children	68	923	7.4%	11.2%	11.1%	11.6%
% of FP17s for the same patient ID Re-attending within 3 months - Adults	228	1,624	14.0%	14.8%	15.3%	15.5%
% of FP17s for the same patient ID Re-attending between 3 & 9 months - Children	645	923	69.9%	58.6%	61.1%	58.8%
% of FP17s for the same patient ID Re-attending between 3 & 9 months - Adults	721	1,624	44.4%	49.3%	52.3%	51.1%
% of FP17s for Band 1 Urgent Courses	200	2,185	9.2%	9.7%	9.5%	9.0%
% of FP17s Relating to Free Repair or Replacements	15	2,185	0.7%	0.7%	0.7%	0.8%
% of FP17s Relating to Continuations	2	2,185	0.1%	0.6%	0.8%	0.9%
% of Patients satisfied with the dentistry they have received	0	0	N/A	95.6%	93.6%	93.3%
% of Patients satisfied with the time they had to wait for an appointment	0	0	N/A	88.8%	88.8%	88.9%

\* This is based on patients treated on this contract for their most recent course of treatment. Figures in italics indicate the base number of FP17s or Patient Questionnaire responses are less than 100. N/A is shown where the base number of responses is less than 10 during the period. % is calculated as Quantity/Base number\*100

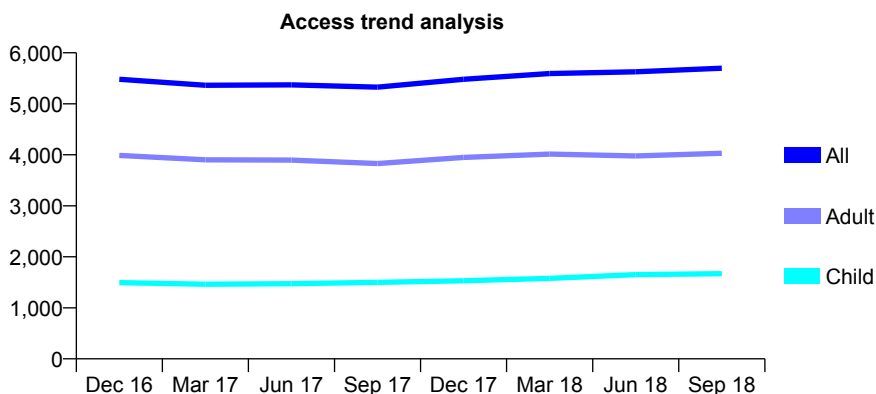
## Q69 - Vital Signs At a Glance Contract Report for 359270/0019 - September 2018

Name or company name	MR AF RAI
Contract type name	GDS Contract
Purpose of contract	General
Contract start date	01/11/2012
Contract end date	

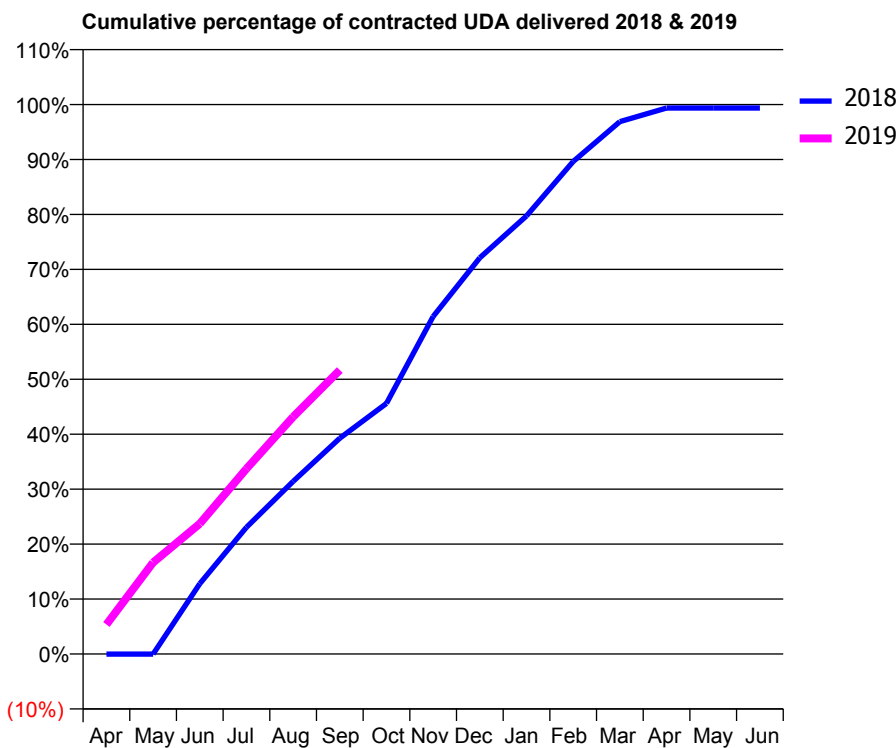
18/19 Contracted general activity (UDA)	13,000
Carry forward general activity (UDA)	84
18/19 Contracted orthodontic activity (UOA)	0
Carry forward orthodontic activity (UOA)	0
Baseline contract value	£318,938.79

### ACCESS\*

Patients seen in 24 months	Total	Change since previous quarter
Quarter ending September 2017	5,327	
Quarter ending December 2017	5,480	↑
Quarter ending March 2018	5,593	↑
Quarter ending June 2018	5,628	→
Quarter ending September 2018	5,698	→
<b>Variance since September 2017</b>	<b>7.0%</b>	<b>↑</b>



### ACTIVITY



Month	Adjusted Scheduled Activity (UDA)	
	2018	2019
April	-5	699
May	-5	2,165
June	1,663	3,084
July	2,999	4,384
August	4,083	5,609
September	5,106	6,717
October	5,930	
November	7,986	
December	9,374	
January	10,364	
February	11,652	
March	12,597	
April	12,916	
May	12,916	
June	12,916	

### QUALITY

	Quantity	Base Number	Contract	AT	Region	England
% of FP17s for the same patient ID Re-attending within 3 months - Children	80	1,233	6.5%	11.2%	11.1%	11.6%
% of FP17s for the same patient ID Re-attending within 3 months - Adults	366	2,543	14.4%	14.8%	15.3%	15.5%
% of FP17s for the same patient ID Re-attending between 3 & 9 months - Children	720	1,233	58.4%	58.6%	61.1%	58.8%
% of FP17s for the same patient ID Re-attending between 3 & 9 months - Adults	1,114	2,543	43.8%	49.3%	52.3%	51.1%
% of FP17s for Band 1 Urgent Courses	491	3,618	13.6%	9.7%	9.5%	9.0%
% of FP17s Relating to Free Repair or Replacements	33	3,618	0.9%	0.7%	0.7%	0.8%
% of FP17s Relating to Continuations	28	3,618	0.8%	0.6%	0.8%	0.9%
% of Patients satisfied with the dentistry they have received	3	3	N/A	95.6%	93.6%	93.3%
% of Patients satisfied with the time they had to wait for an appointment	2	3	N/A	88.8%	88.8%	88.9%

\* This is based on patients treated on this contract for their most recent course of treatment. Figures in italics indicate the base number of FP17s or Patient Questionnaire responses are less than 100. N/A is shown where the base number of responses is less than 10 during the period. % is calculated as Quantity/Base number\*100

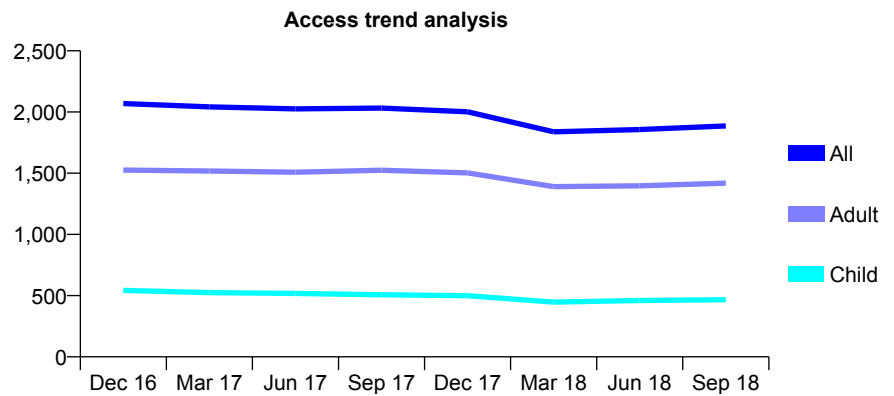
## Q69 - Vital Signs At a Glance Contract Report for 360589/0001 - September 2018

Name or company name	Carling Dental Practice
Contract type name	GDS Contract
Purpose of contract	General
Contract start date	01/04/2006
Contract end date	

18/19 Contracted general activity (UDA)	5,446
Carry forward general activity (UDA)	88
18/19 Contracted orthodontic activity (UOA)	0
Carry forward orthodontic activity (UOA)	0
Baseline contract value	£149,155.54

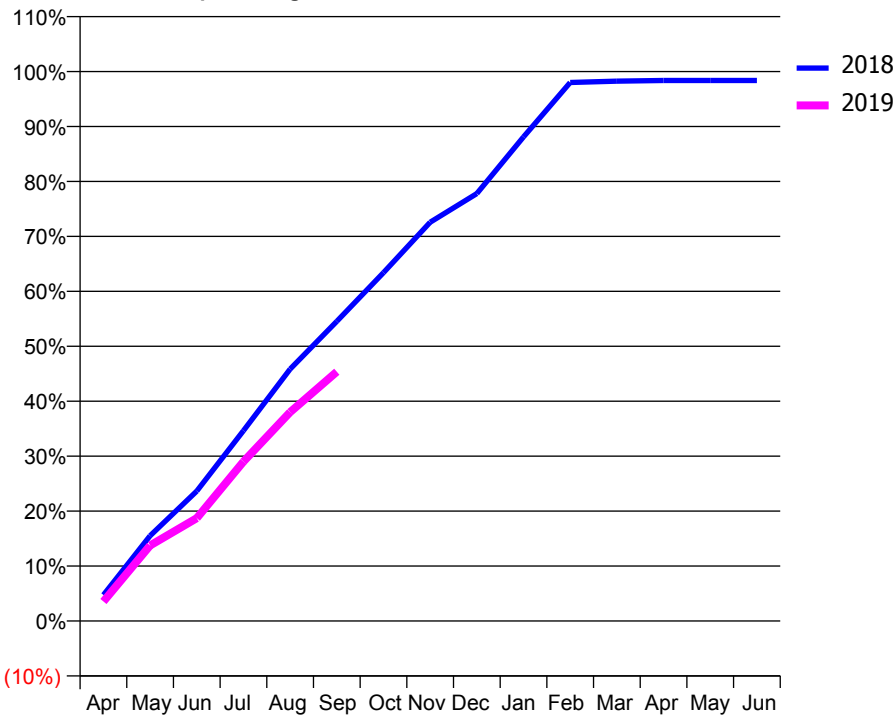
### ACCESS\*

Patients seen in 24 months	Total	Change since previous quarter
Quarter ending September 2017	2,032	
Quarter ending December 2017	2,002	↓
Quarter ending March 2018	1,838	↓
Quarter ending June 2018	1,857	→
Quarter ending September 2018	1,886	→
<b>Variance since September 2017</b>	<b>(7.2%)</b>	<b>↓</b>



### ACTIVITY

Cumulative percentage of contracted UDA delivered 2018 & 2019



Month	Adjusted Scheduled Activity (UDA)	
	2018	2019
April	258	194
May	845	749
June	1,288	1,020
July	1,886	1,580
August	2,497	2,070
September	2,970	2,471
October	3,452	
November	3,953	
December	4,236	
January	4,799	
February	5,337	
March	5,350	
April	5,357	
May	5,357	
June	5,357	

### QUALITY

	Quantity	Base Number	Contract	AT	Region	England
% of FP17s for the same patient ID Re-attending within 3 months - Children	25	384	6.5%	11.2%	11.1%	11.6%
% of FP17s for the same patient ID Re-attending within 3 months - Adults	129	1,016	12.7%	14.8%	15.3%	15.5%
% of FP17s for the same patient ID Re-attending between 3 & 9 months - Children	191	384	49.7%	58.6%	61.1%	58.8%
% of FP17s for the same patient ID Re-attending between 3 & 9 months - Adults	448	1,016	44.1%	49.3%	52.3%	51.1%
% of FP17s for Band 1 Urgent Courses	159	1,397	11.4%	9.7%	9.5%	9.0%
% of FP17s Relating to Free Repair or Replacements	32	1,397	2.3%	0.7%	0.7%	0.8%
% of FP17s Relating to Continuations	0	1,397	0.0%	0.6%	0.8%	0.9%
% of Patients satisfied with the dentistry they have received	0	0	N/A	95.6%	93.6%	93.3%
% of Patients satisfied with the time they had to wait for an appointment	0	0	N/A	88.8%	88.8%	88.9%

\* This is based on patients treated on this contract for their most recent course of treatment. Figures in italics indicate the base number of FP17s or Patient Questionnaire responses are less than 100. N/A is shown where the base number of responses is less than 10 during the period. % is calculated as Quantity/Base number\*100

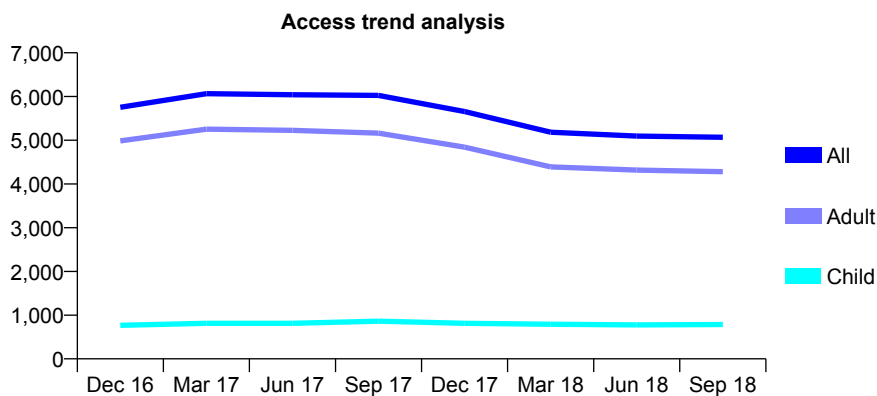
## Q69 - Vital Signs At a Glance Contract Report for 385905/0001 - September 2018

Name or company name	Mr S Kaura and Mr T Tariq
Contract type name	GDS Contract
Purpose of contract	General
Contract start date	01/04/2006
Contract end date	

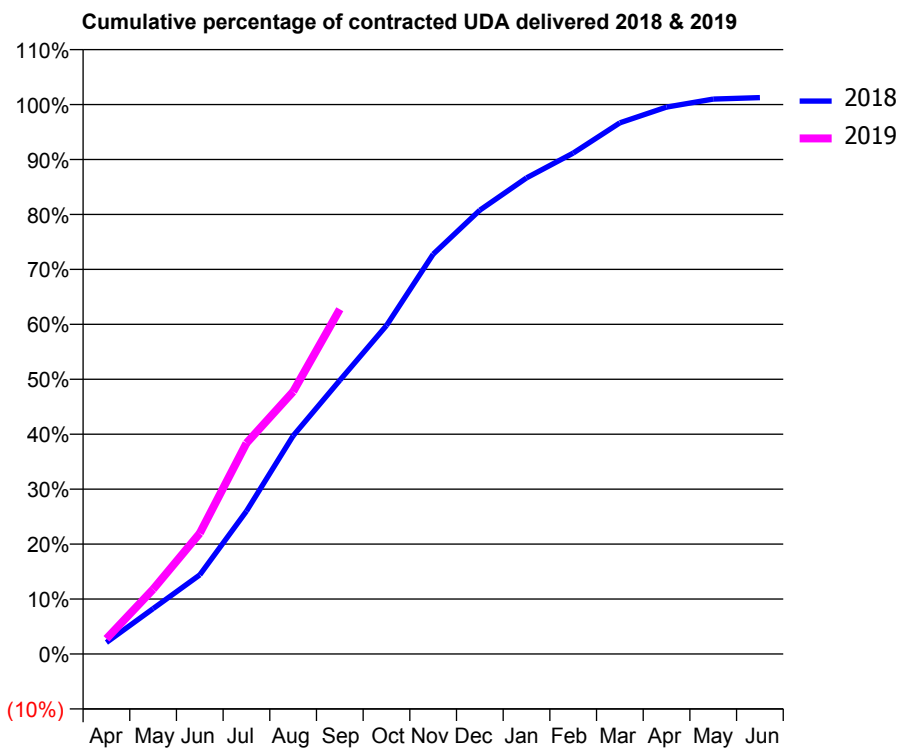
18/19 Contracted general activity (UDA)	10,897
Carry forward general activity (UDA)	-136
18/19 Contracted orthodontic activity (UOA)	0
Carry forward orthodontic activity (UOA)	0
Baseline contract value	£314,047.29

### ACCESS\*

Patients seen in 24 months	Total	Change since previous quarter
Quarter ending September 2017	6,024	
Quarter ending December 2017	5,655	↓
Quarter ending March 2018	5,184	↓
Quarter ending June 2018	5,095	↓
Quarter ending September 2018	5,067	→
<b>Variance since September 2017</b>	<b>(15.9%)</b>	<b>↓</b>



### ACTIVITY



Adjusted Scheduled Activity (UDA)		
Month	2018	2019
April	229	304
May	901	1,284
June	1,569	2,393
July	2,833	4,182
August	4,327	5,204
September	5,429	6,836
October	6,513	
November	7,930	
December	8,803	
January	9,443	
February	9,933	
March	10,533	
April	10,846	
May	11,005	
June	11,033	

### QUALITY

	Quantity	Base Number	Contract	AT	Region	England
% of FP17s for the same patient ID Re-attending within 3 months - Children	54	508	10.6%	11.2%	11.1%	11.6%
% of FP17s for the same patient ID Re-attending within 3 months - Adults	321	2,489	12.9%	14.8%	15.3%	15.5%
% of FP17s for the same patient ID Re-attending between 3 & 9 months - Children	141	508	27.8%	58.6%	61.1%	58.8%
% of FP17s for the same patient ID Re-attending between 3 & 9 months - Adults	551	2,489	22.1%	49.3%	52.3%	51.1%
% of FP17s for Band 1 Urgent Courses	890	2,767	32.2%	9.7%	9.5%	9.0%
% of FP17s Relating to Free Repair or Replacements	2	2,767	0.1%	0.7%	0.7%	0.8%
% of FP17s Relating to Continuations	11	2,767	0.4%	0.6%	0.8%	0.9%
% of Patients satisfied with the dentistry they have received	7	8	N/A	95.6%	93.6%	93.3%
% of Patients satisfied with the time they had to wait for an appointment	8	8	N/A	88.8%	88.8%	88.9%

\* This is based on patients treated on this contract for their most recent course of treatment. Figures in italics indicate the base number of FP17s or Patient Questionnaire responses are less than 100. N/A is shown where the base number of responses is less than 10 during the period. % is calculated as Quantity/Base number\*100

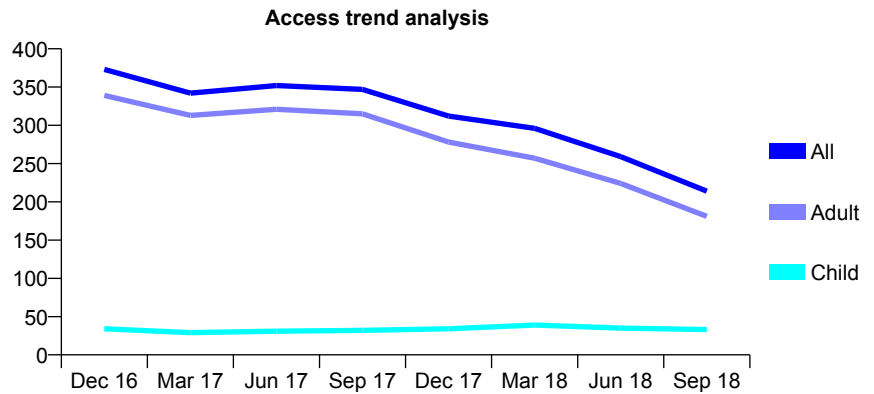
## Q69 - Vital Signs At a Glance Contract Report for 385905/0003 - September 2018

Name or company name	Mr S Kaura and Mr T Tariq
Contract type name	PDS Contract
Purpose of contract	General
Contract start date	01/04/2006
Contract end date	31/03/2019

18/19 Contracted general activity (UDA)	3,488
Carry forward general activity (UDA)	0
18/19 Contracted orthodontic activity (UOA)	0
Carry forward orthodontic activity (UOA)	0
Baseline contract value	£103,987.26

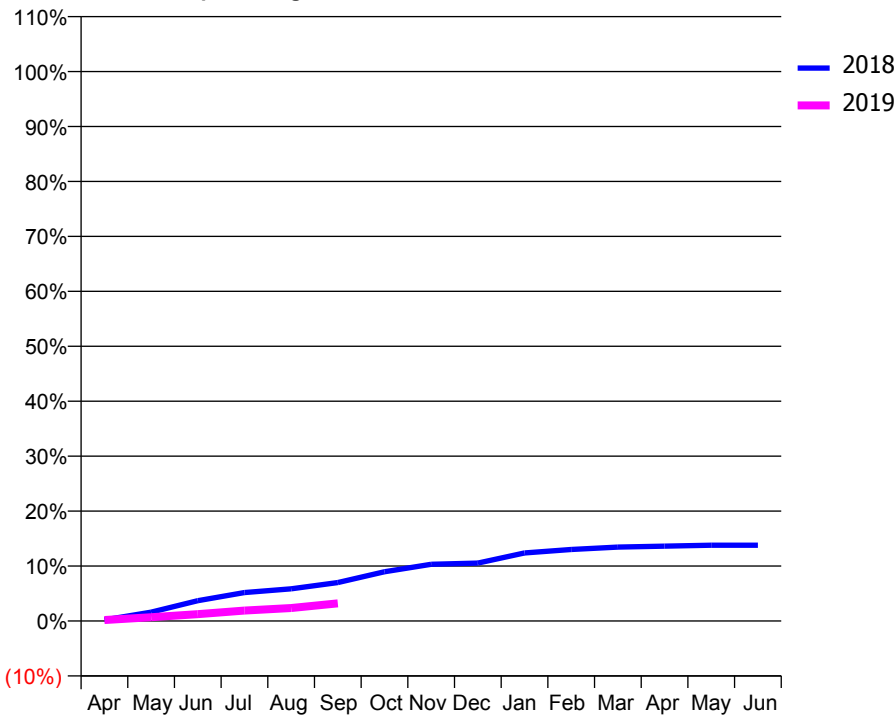
### ACCESS\*

Patients seen in 24 months	Total	Change since previous quarter
Quarter ending September 2017	347	
Quarter ending December 2017	312	↓
Quarter ending March 2018	296	↓
Quarter ending June 2018	259	↓
Quarter ending September 2018	214	↓
<b>Variance since September 2017</b>	<b>(38.3%)</b>	<b>↓</b>



### ACTIVITY

Cumulative percentage of contracted UDA delivered 2018 & 2019



Month	Adjusted Scheduled Activity (UDA)	
	2018	2019
April	7	6
May	56	24
June	129	43
July	181	67
August	205	82
September	244	112
October	312	
November	360	
December	368	
January	432	
February	454	
March	469	
April	475	
May	481	
June	481	

### QUALITY

	Quantity	Base Number	Contract	AT	Region	England
% of FP17s for the same patient ID Re-attending within 3 months - Children	0	19	0.0%	11.2%	11.1%	11.6%
% of FP17s for the same patient ID Re-attending within 3 months - Adults	2	82	2.4%	14.8%	15.3%	15.5%
% of FP17s for the same patient ID Re-attending between 3 & 9 months - Children	0	19	0.0%	58.6%	61.1%	58.8%
% of FP17s for the same patient ID Re-attending between 3 & 9 months - Adults	0	82	0.0%	49.3%	52.3%	51.1%
% of FP17s for Band 1 Urgent Courses	91	93	97.8%	9.7%	9.5%	9.0%
% of FP17s Relating to Free Repair or Replacements	0	93	0.0%	0.7%	0.7%	0.8%
% of FP17s Relating to Continuations	0	93	0.0%	0.6%	0.8%	0.9%
% of Patients satisfied with the dentistry they have received	0	0	N/A	95.6%	93.6%	93.3%
% of Patients satisfied with the time they had to wait for an appointment	0	0	N/A	88.8%	88.8%	88.9%

\* This is based on patients treated on this contract for their most recent course of treatment. Figures in italics indicate the base number of FP17s or Patient Questionnaire responses are less than 100. N/A is shown where the base number of responses is less than 10 during the period. % is calculated as Quantity/Base number\*100

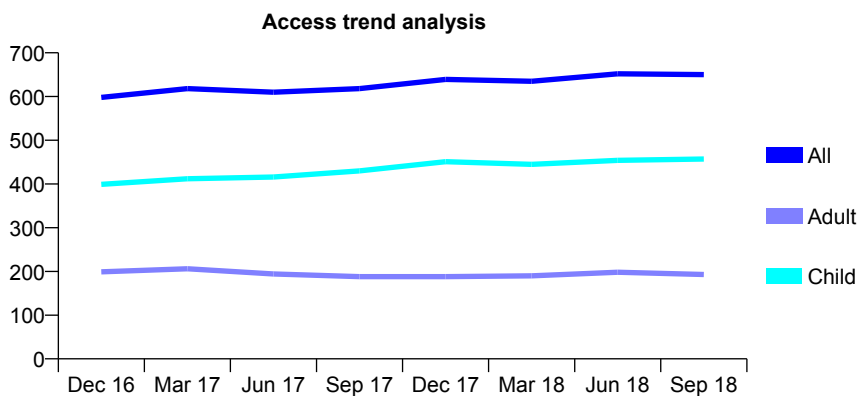
## Q69 - Vital Signs At a Glance Contract Report for 566039/0005 - September 2018

Name or company name	MS AR LOCKYER
Contract type name	GDS Contract
Purpose of contract	General
Contract start date	01/04/2006
Contract end date	

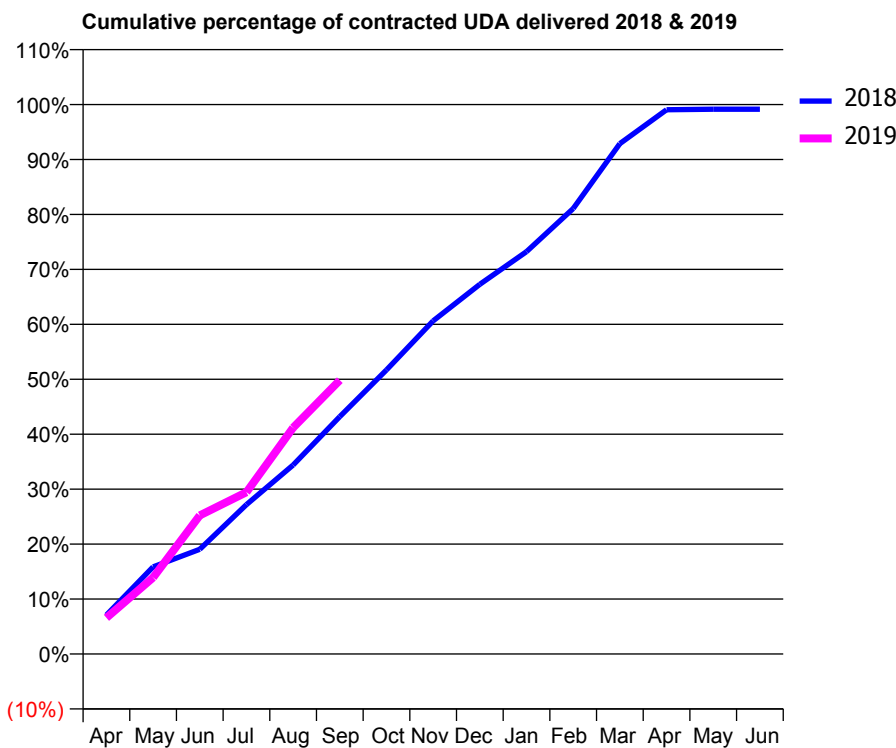
18/19 Contracted general activity (UDA)	1,000
Carry forward general activity (UDA)	9
18/19 Contracted orthodontic activity (UOA)	0
Carry forward orthodontic activity (UOA)	0
Baseline contract value	£26,731.63

### ACCESS\*

Patients seen in 24 months	Total	Change since previous quarter
Quarter ending September 2017	618	
Quarter ending December 2017	639	↑
Quarter ending March 2018	635	→
Quarter ending June 2018	652	↑
Quarter ending September 2018	650	→
<b>Variance since September 2017</b>	<b>5.2%</b>	<b>↑</b>



### ACTIVITY



Adjusted Scheduled Activity (UDA)		
Month	2018	2019
April	78	66
May	174	139
June	210	252
July	299	295
August	378	412
September	475	498
October	569	
November	667	
December	740	
January	805	
February	892	
March	1,022	
April	1,090	
May	1,091	
June	1,091	

### QUALITY

	Quantity	Base Number	Contract	AT	Region	England
% of FP17s for the same patient ID Re-attending within 3 months - Children	16	314	5.1%	11.2%	11.1%	11.6%
% of FP17s for the same patient ID Re-attending within 3 months - Adults	12	88	13.6%	14.8%	15.3%	15.5%
% of FP17s for the same patient ID Re-attending between 3 & 9 months - Children	165	314	52.5%	58.6%	61.1%	58.8%
% of FP17s for the same patient ID Re-attending between 3 & 9 months - Adults	26	88	29.5%	49.3%	52.3%	51.1%
% of FP17s for Band 1 Urgent Courses	7	364	1.9%	9.7%	9.5%	9.0%
% of FP17s Relating to Free Repair or Replacements	0	364	0.0%	0.7%	0.7%	0.8%
% of FP17s Relating to Continuations	0	364	0.0%	0.6%	0.8%	0.9%
% of Patients satisfied with the dentistry they have received	0	0	N/A	95.6%	93.6%	93.3%
% of Patients satisfied with the time they had to wait for an appointment	0	0	N/A	88.8%	88.8%	88.9%

\* This is based on patients treated on this contract for their most recent course of treatment. Figures in italics indicate the base number of FP17s or Patient Questionnaire responses are less than 100. N/A is shown where the base number of responses is less than 10 during the period. % is calculated as Quantity/Base number\*100



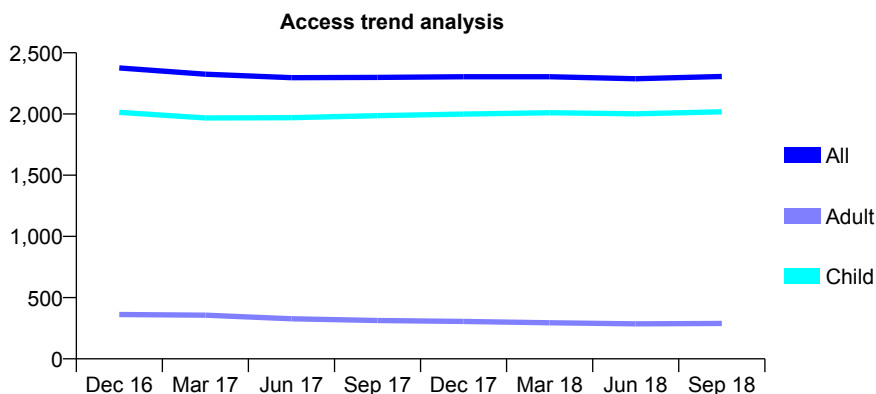
## Q69 - Vital Signs At a Glance Contract Report for 566551/0001 - September 2018

Name or company name	MR GB DERRY
Contract type name	GDS Contract
Purpose of contract	General
Contract start date	01/04/2006
Contract end date	

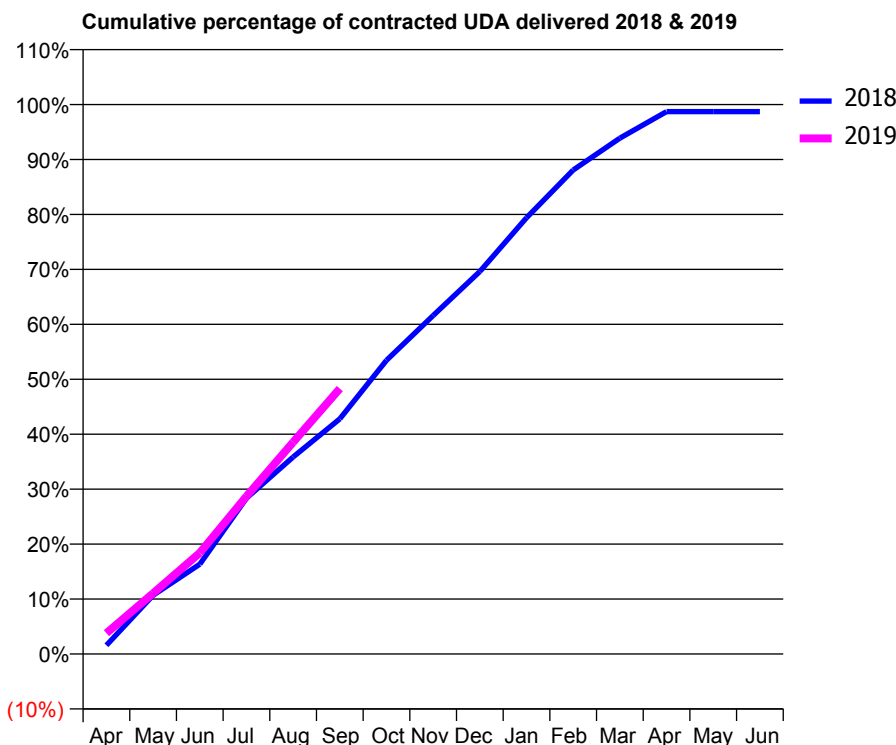
18/19 Contracted general activity (UDA)	5,000
Carry forward general activity (UDA)	64
18/19 Contracted orthodontic activity (UOA)	0
Carry forward orthodontic activity (UOA)	0
Baseline contract value	£136,896.12

### ACCESS\*

Patients seen in 24 months	Total	Change since previous quarter
Quarter ending September 2017	2,299	
Quarter ending December 2017	2,305	→
Quarter ending March 2018	2,305	→
Quarter ending June 2018	2,288	→
Quarter ending September 2018	2,307	→
<b>Variance since September 2017</b>	<b>0.3%</b>	<b>→</b>



### ACTIVITY



Month	Adjusted Scheduled Activity (UDA)	
	2018	2019
April	80	190
May	534	553
June	817	920
July	1,418	1,435
August	1,793	1,928
September	2,139	2,415
October	2,672	
November	3,081	
December	3,480	
January	3,969	
February	4,404	
March	4,694	
April	4,936	
May	4,936	
June	4,936	

### QUALITY

	Quantity	Base Number	Contract	AT	Region	England
% of FP17s for the same patient ID Re-attending within 3 months - Children	179	2,007	8.9%	11.2%	11.1%	11.6%
% of FP17s for the same patient ID Re-attending within 3 months - Adults	3	95	3.2%	14.8%	15.3%	15.5%
% of FP17s for the same patient ID Re-attending between 3 & 9 months - Children	1,483	2,007	73.9%	58.6%	61.1%	58.8%
% of FP17s for the same patient ID Re-attending between 3 & 9 months - Adults	76	95	80.0%	49.3%	52.3%	51.1%
% of FP17s for Band 1 Urgent Courses	74	1,882	3.9%	9.7%	9.5%	9.0%
% of FP17s Relating to Free Repair or Replacements	0	1,882	0.0%	0.7%	0.7%	0.8%
% of FP17s Relating to Continuations	0	1,882	0.0%	0.6%	0.8%	0.9%
% of Patients satisfied with the dentistry they have received	0	0	N/A	95.6%	93.6%	93.3%
% of Patients satisfied with the time they had to wait for an appointment	0	0	N/A	88.8%	88.8%	88.9%

\* This is based on patients treated on this contract for their most recent course of treatment. Figures in italics indicate the base number of FP17s or Patient Questionnaire responses are less than 100. N/A is shown where the base number of responses is less than 10 during the period. % is calculated as Quantity/Base number\*100

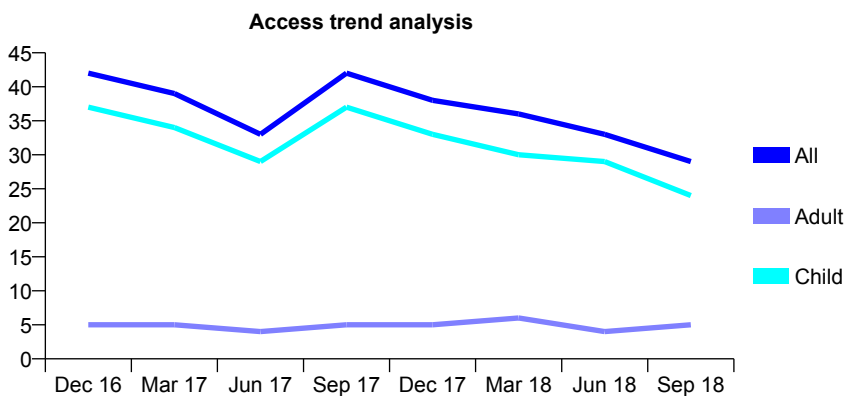
## Q69 - Vital Signs At a Glance Contract Report for 568430/0001 - September 2018

Name or company name	MR PG CRUCI
Contract type name	GDS Contract
Purpose of contract	General
Contract start date	01/04/2006
Contract end date	04/07/2018

18/19 Contracted general activity (UDA)	10
Carry forward general activity (UDA)	0
18/19 Contracted orthodontic activity (UOA)	0
Carry forward orthodontic activity (UOA)	0
Baseline contract value	£239.42

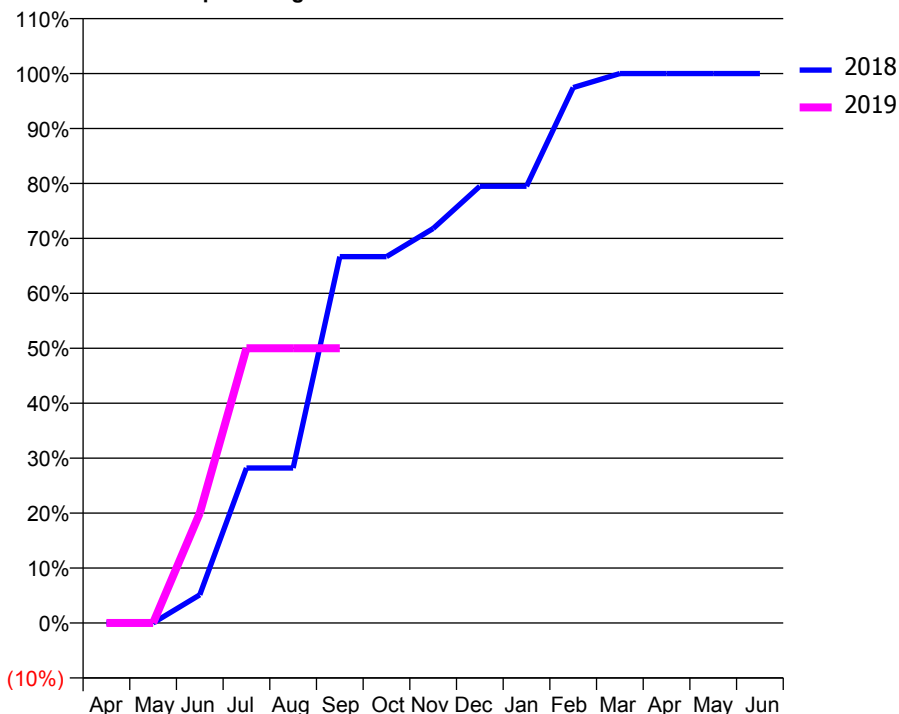
### ACCESS\*

Patients seen in 24 months	Total	Change since previous quarter
Quarter ending September 2017	42	
Quarter ending December 2017	38	↓
Quarter ending March 2018	36	↓
Quarter ending June 2018	33	↓
Quarter ending September 2018	29	↓
<b>Variance since September 2017</b>	<b>(31.0%)</b>	<b>↓</b>



### ACTIVITY

**Cumulative percentage of contracted UDA delivered 2018 & 2019**



**Adjusted Scheduled Activity (UDA)**

Month	2018	2019
April	0	0
May	0	0
June	2	2
July	11	5
August	11	5
September	26	5
October	26	
November	28	
December	31	
January	31	
February	38	
March	39	
April	39	
May	39	
June	39	

### QUALITY

	Quantity	Base Number	Contract	AT	Region	England
% of FP17s for the same patient ID Re-attending within 3 months - Children	0	6	0.0%	11.2%	11.1%	11.6%
% of FP17s for the same patient ID Re-attending within 3 months - Adults	0	0	N/A	14.8%	15.3%	15.5%
% of FP17s for the same patient ID Re-attending between 3 & 9 months - Children	1	6	16.7%	58.6%	61.1%	58.8%
% of FP17s for the same patient ID Re-attending between 3 & 9 months - Adults	0	0	N/A	49.3%	52.3%	51.1%
% of FP17s for Band 1 Urgent Courses	0	5	0.0%	9.7%	9.5%	9.0%
% of FP17s Relating to Free Repair or Replacements	0	5	0.0%	0.7%	0.7%	0.8%
% of FP17s Relating to Continuations	0	5	0.0%	0.6%	0.8%	0.9%
% of Patients satisfied with the dentistry they have received	0	0	N/A	95.6%	93.6%	93.3%
% of Patients satisfied with the time they had to wait for an appointment	0	0	N/A	88.8%	88.8%	88.9%

\* This is based on patients treated on this contract for their most recent course of treatment. Figures in italics indicate the base number of FP17s or Patient Questionnaire responses are less than 100. N/A is shown where the base number of responses is less than 10 during the period. % is calculated as Quantity/Base number\*100

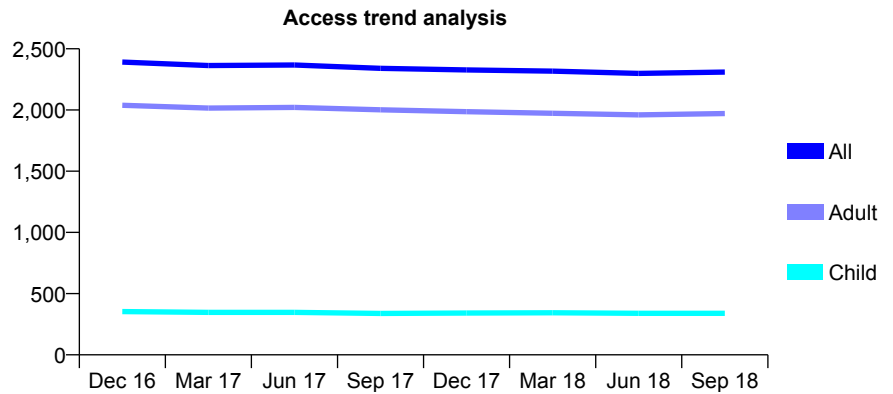
## Q69 - Vital Signs At a Glance Contract Report for 575682/0001 - September 2018

Name or company name	MR HJ COULL
Contract type name	GDS Contract
Purpose of contract	General
Contract start date	01/04/2006
Contract end date	

18/19 Contracted general activity (UDA)	6,812
Carry forward general activity (UDA)	44
18/19 Contracted orthodontic activity (UOA)	0
Carry forward orthodontic activity (UOA)	0
Baseline contract value	£162,901.36

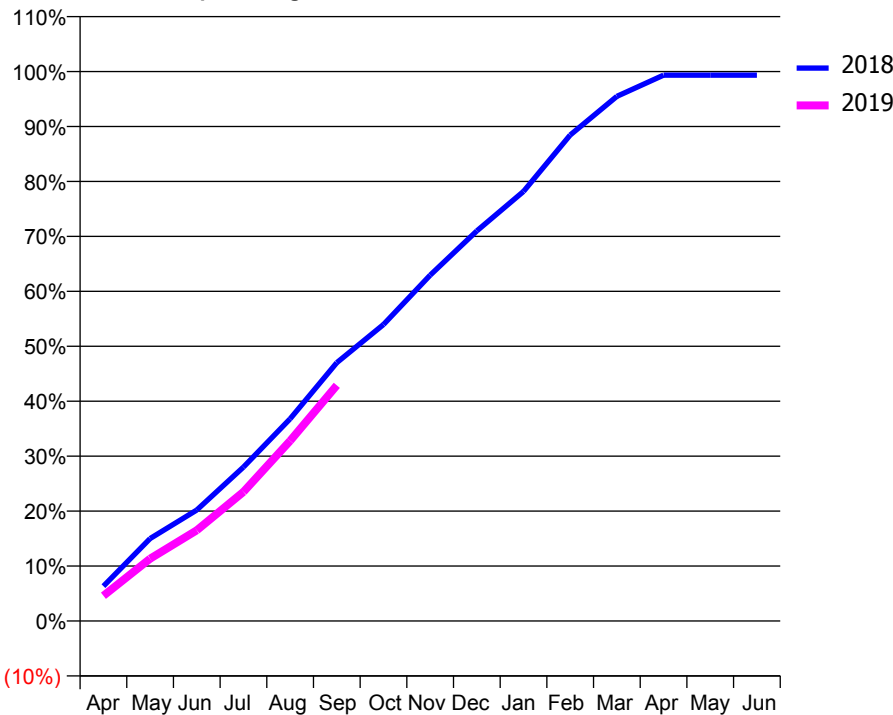
### ACCESS\*

Patients seen in 24 months	Total	Change since previous quarter
Quarter ending September 2017	2,340	
Quarter ending December 2017	2,327	→
Quarter ending March 2018	2,317	→
Quarter ending June 2018	2,299	→
Quarter ending September 2018	2,310	→
<b>Variance since September 2017</b>	<b>(1.3%)</b>	<b>↓</b>



### ACTIVITY

Cumulative percentage of contracted UDA delivered 2018 & 2019



Month	Adjusted Scheduled Activity (UDA)	
	2018	2019
April	432	313
May	1,023	772
June	1,377	1,125
July	1,909	1,602
August	2,507	2,235
September	3,203	2,921
October	3,676	
November	4,287	
December	4,836	
January	5,325	
February	6,025	
March	6,503	
April	6,766	
May	6,766	
June	6,767	

### QUALITY

	Quantity	Base Number	Contract	AT	Region	England
% of FP17s for the same patient ID Re-attending within 3 months - Children	12	247	4.9%	11.2%	11.1%	11.6%
% of FP17s for the same patient ID Re-attending within 3 months - Adults	111	1,452	7.6%	14.8%	15.3%	15.5%
% of FP17s for the same patient ID Re-attending between 3 & 9 months - Children	177	247	71.7%	58.6%	61.1%	58.8%
% of FP17s for the same patient ID Re-attending between 3 & 9 months - Adults	953	1,452	65.6%	49.3%	52.3%	51.1%
% of FP17s for Band 1 Urgent Courses	102	1,577	6.5%	9.7%	9.5%	9.0%
% of FP17s Relating to Free Repair or Replacements	5	1,577	0.3%	0.7%	0.7%	0.8%
% of FP17s Relating to Continuations	13	1,577	0.8%	0.6%	0.8%	0.9%
% of Patients satisfied with the dentistry they have received	1	1	N/A	95.6%	93.6%	93.3%
% of Patients satisfied with the time they had to wait for an appointment	1	1	N/A	88.8%	88.8%	88.9%

\* This is based on patients treated on this contract for their most recent course of treatment. Figures in italics indicate the base number of FP17s or Patient Questionnaire responses are less than 100. N/A is shown where the base number of responses is less than 10 during the period. % is calculated as Quantity/Base number\*100

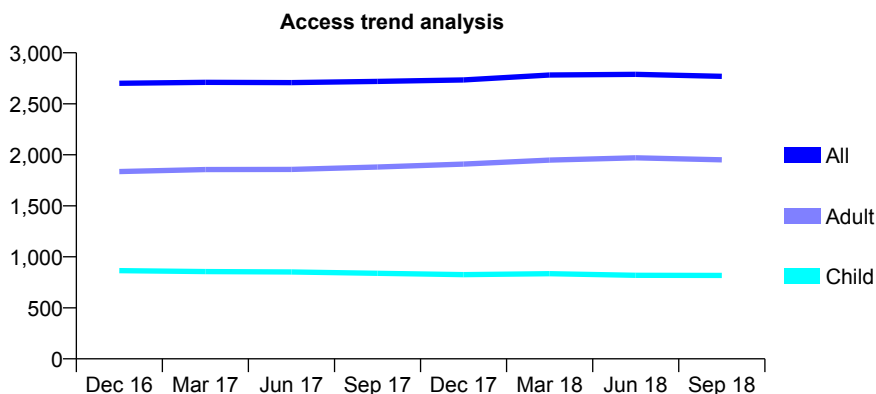
## Q69 - Vital Signs At a Glance Contract Report for 578967/0001 - September 2018

Name or company name	Lion House Dental Practice
Contract type name	GDS Contract
Purpose of contract	General
Contract start date	01/04/2006
Contract end date	

18/19 Contracted general activity (UDA)	7,646
Carry forward general activity (UDA)	0
18/19 Contracted orthodontic activity (UOA)	0
Carry forward orthodontic activity (UOA)	0
Baseline contract value	£182,845.55

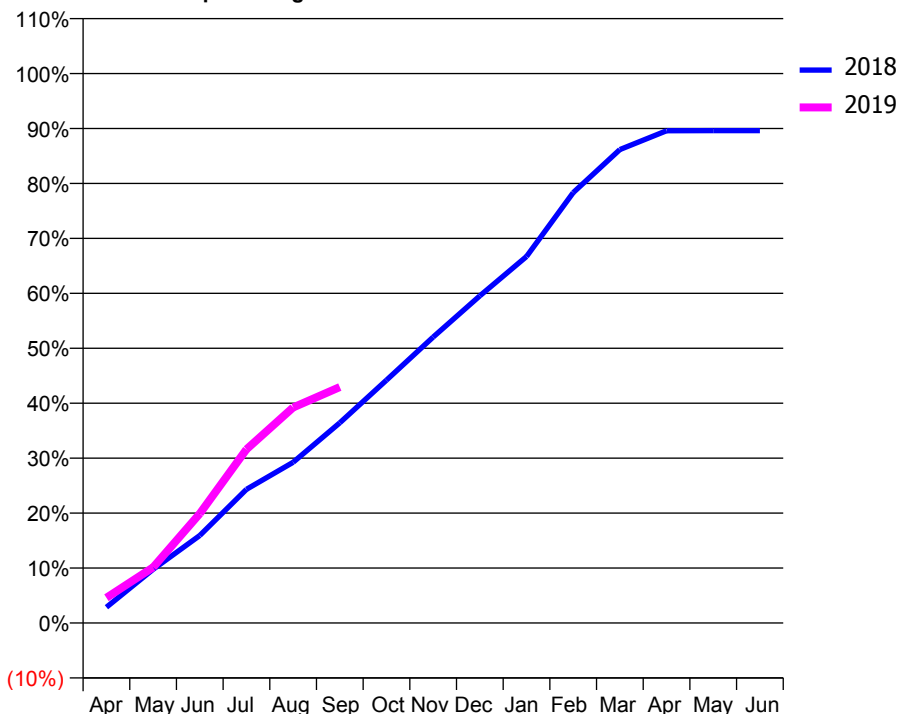
### ACCESS\*

Patients seen in 24 months	Total	Change since previous quarter
Quarter ending September 2017	2,719	
Quarter ending December 2017	2,734	→
Quarter ending March 2018	2,783	→
Quarter ending June 2018	2,789	→
Quarter ending September 2018	2,769	→
<b>Variance since September 2017</b>	<b>1.8%</b>	<b>→</b>



### ACTIVITY

Cumulative percentage of contracted UDA delivered 2018 & 2019



Month	Adjusted Scheduled Activity (UDA)	
	2018	2019
April	219	351
May	746	774
June	1,218	1,523
July	1,859	2,416
August	2,237	2,999
September	2,785	3,283
October	3,380	
November	3,979	
December	4,553	
January	5,100	
February	5,989	
March	6,589	
April	6,850	
May	6,851	
June	6,851	

### QUALITY

	Quantity	Base Number	Contract	AT	Region	England
% of FP17s for the same patient ID Re-attending within 3 months - Children	50	664	7.5%	11.2%	11.1%	11.6%
% of FP17s for the same patient ID Re-attending within 3 months - Adults	177	1,234	14.3%	14.8%	15.3%	15.5%
% of FP17s for the same patient ID Re-attending between 3 & 9 months - Children	431	664	64.9%	58.6%	61.1%	58.8%
% of FP17s for the same patient ID Re-attending between 3 & 9 months - Adults	644	1,234	52.2%	49.3%	52.3%	51.1%
% of FP17s for Band 1 Urgent Courses	151	1,761	8.6%	9.7%	9.5%	9.0%
% of FP17s Relating to Free Repair or Replacements	14	1,761	0.8%	0.7%	0.7%	0.8%
% of FP17s Relating to Continuations	13	1,761	0.7%	0.6%	0.8%	0.9%
% of Patients satisfied with the dentistry they have received	3	3	N/A	95.6%	93.6%	93.3%
% of Patients satisfied with the time they had to wait for an appointment	3	3	N/A	88.8%	88.8%	88.9%

\* This is based on patients treated on this contract for their most recent course of treatment. Figures in italics indicate the base number of FP17s or Patient Questionnaire responses are less than 100. N/A is shown where the base number of responses is less than 10 during the period. % is calculated as Quantity/Base number\*100

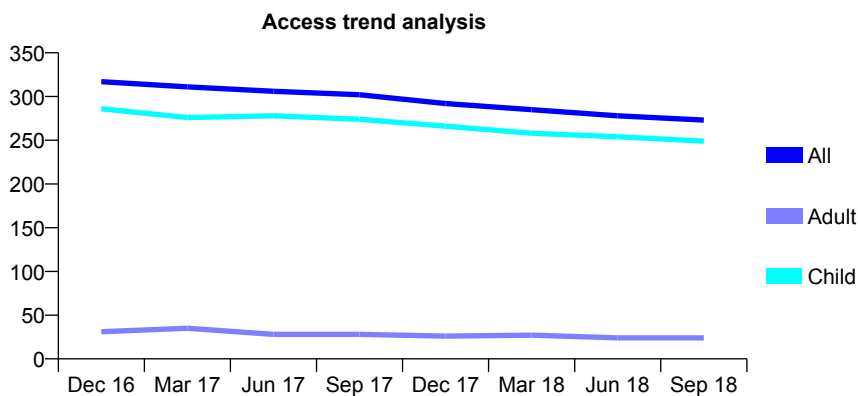
## Q69 - Vital Signs At a Glance Contract Report for 630209/0001 - September 2018

Name or company name	MR CR NIXON
Contract type name	GDS Contract
Purpose of contract	General
Contract start date	01/04/2006
Contract end date	

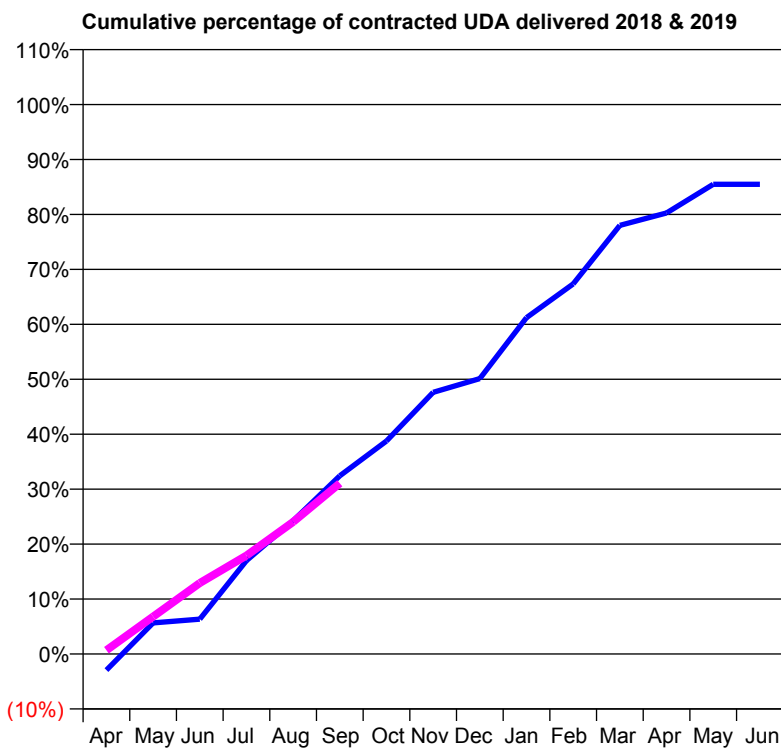
18/19 Contracted general activity (UDA)	441
Carry forward general activity (UDA)	0
18/19 Contracted orthodontic activity (UOA)	0
Carry forward orthodontic activity (UOA)	0
Baseline contract value	£10,267.13

### ACCESS\*

Patients seen in 24 months	Total	Change since previous quarter
Quarter ending September 2017	302	
Quarter ending December 2017	292	↓
Quarter ending March 2018	285	↓
Quarter ending June 2018	278	↓
Quarter ending September 2018	273	↓
<b>Variance since September 2017</b>	<b>(9.6%)</b>	<b>↓</b>



### ACTIVITY



Adjusted Scheduled Activity (UDA)		
Month	2018	2019
April	-13	3
May	25	30
June	28	57
July	75	79
August	107	106
September	143	137
October	171	
November	210	
December	221	
January	270	
February	297	
March	344	
April	354	
May	377	
June	377	

### QUALITY

	Quantity	Base Number	Contract	AT	Region	England
% of FP17s for the same patient ID Re-attending within 3 months - Children	6	148	4.1%	11.2%	11.1%	11.6%
% of FP17s for the same patient ID Re-attending within 3 months - Adults	0	4	0.0%	14.8%	15.3%	15.5%
% of FP17s for the same patient ID Re-attending between 3 & 9 months - Children	107	148	72.3%	58.6%	61.1%	58.8%
% of FP17s for the same patient ID Re-attending between 3 & 9 months - Adults	3	4	75.0%	49.3%	52.3%	51.1%
% of FP17s for Band 1 Urgent Courses	0	121	0.0%	9.7%	9.5%	9.0%
% of FP17s Relating to Free Repair or Replacements	0	121	0.0%	0.7%	0.7%	0.8%
% of FP17s Relating to Continuations	0	121	0.0%	0.6%	0.8%	0.9%
% of Patients satisfied with the dentistry they have received	0	0	N/A	95.6%	93.6%	93.3%
% of Patients satisfied with the time they had to wait for an appointment	0	0	N/A	88.8%	88.8%	88.9%

\* This is based on patients treated on this contract for their most recent course of treatment. Figures in italics indicate the base number of FP17s or Patient Questionnaire responses are less than 100. N/A is shown where the base number of responses is less than 10 during the period. % is calculated as Quantity/Base number\*100

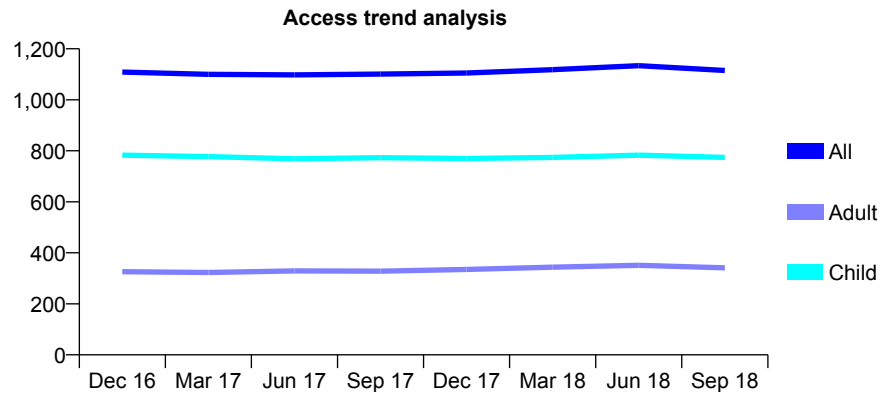
## Q69 - Vital Signs At a Glance Contract Report for 630640/0001 - September 2018

Name or company name	MRS ME SHAW
Contract type name	GDS Contract
Purpose of contract	General
Contract start date	01/04/2006
Contract end date	

18/19 Contracted general activity (UDA)	2,164
Carry forward general activity (UDA)	-15
18/19 Contracted orthodontic activity (UOA)	0
Carry forward orthodontic activity (UOA)	0
Baseline contract value	£47,644.45

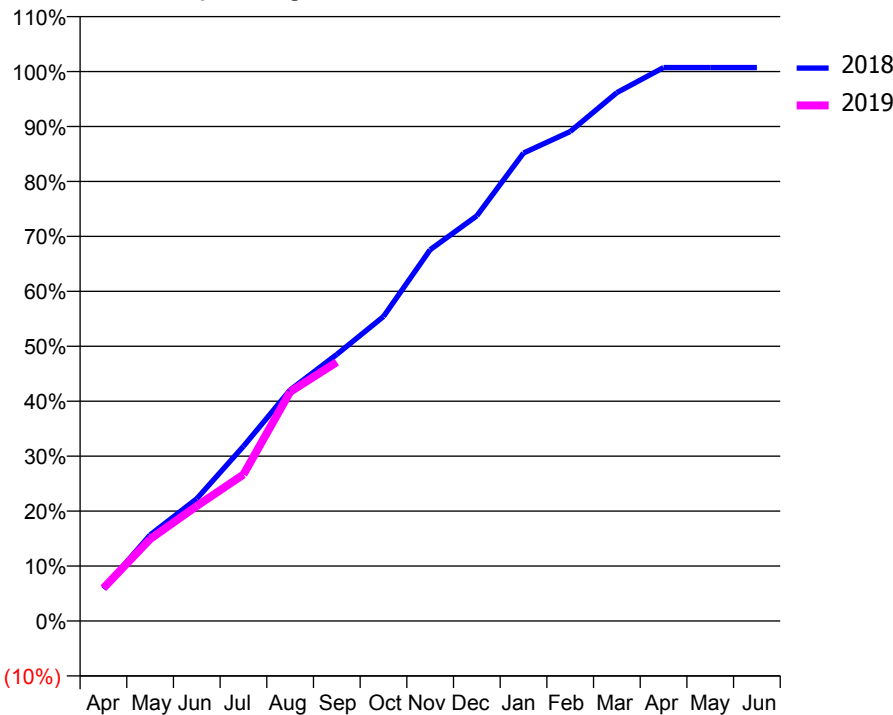
### ACCESS\*

Patients seen in 24 months	Total	Change since previous quarter
Quarter ending September 2017	1,101	
Quarter ending December 2017	1,105	→
Quarter ending March 2018	1,118	→
Quarter ending June 2018	1,134	→
Quarter ending September 2018	1,115	↓
<b>Variance since September 2017</b>	<b>1.3%</b>	<b>→</b>



### ACTIVITY

Cumulative percentage of contracted UDA delivered 2018 & 2019



Month	Adjusted Scheduled Activity (UDA)	
	2018	2019
April	128	129
May	339	323
June	482	453
July	688	577
August	910	903
September	1,050	1,020
October	1,199	
November	1,462	
December	1,596	
January	1,843	
February	1,927	
March	2,081	
April	2,180	
May	2,180	
June	2,180	

### QUALITY

	Quantity	Base Number	Contract	AT	Region	England
% of FP17s for the same patient ID Re-attending within 3 months - Children	33	682	4.8%	11.2%	11.1%	11.6%
% of FP17s for the same patient ID Re-attending within 3 months - Adults	8	181	4.4%	14.8%	15.3%	15.5%
% of FP17s for the same patient ID Re-attending between 3 & 9 months - Children	506	682	74.2%	58.6%	61.1%	58.8%
% of FP17s for the same patient ID Re-attending between 3 & 9 months - Adults	119	181	65.7%	49.3%	52.3%	51.1%
% of FP17s for Band 1 Urgent Courses	9	791	1.1%	9.7%	9.5%	9.0%
% of FP17s Relating to Free Repair or Replacements	1	791	0.1%	0.7%	0.7%	0.8%
% of FP17s Relating to Continuations	0	791	0.0%	0.6%	0.8%	0.9%
% of Patients satisfied with the dentistry they have received	1	1	N/A	95.6%	93.6%	93.3%
% of Patients satisfied with the time they had to wait for an appointment	1	1	N/A	88.8%	88.8%	88.9%

\* This is based on patients treated on this contract for their most recent course of treatment. Figures in italics indicate the base number of FP17s or Patient Questionnaire responses are less than 100. N/A is shown where the base number of responses is less than 10 during the period. % is calculated as Quantity/Base number\*100

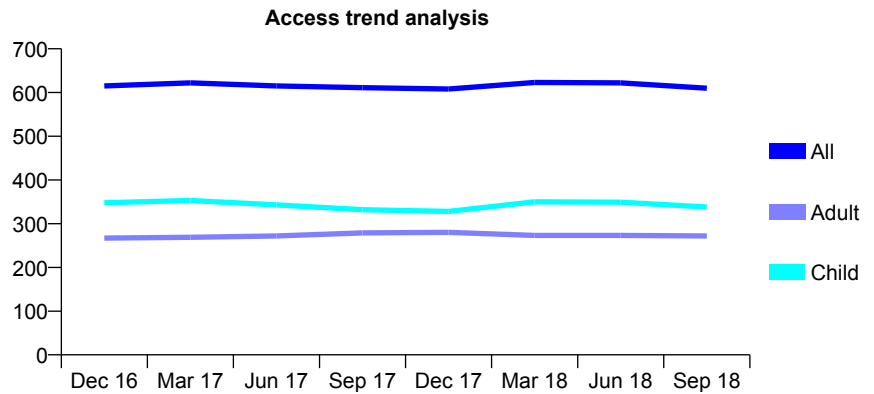
## Q69 - Vital Signs At a Glance Contract Report for 631043/0001 - September 2018

Name or company name	MR PR COLLINS
Contract type name	GDS Contract
Purpose of contract	General
Contract start date	01/04/2006
Contract end date	

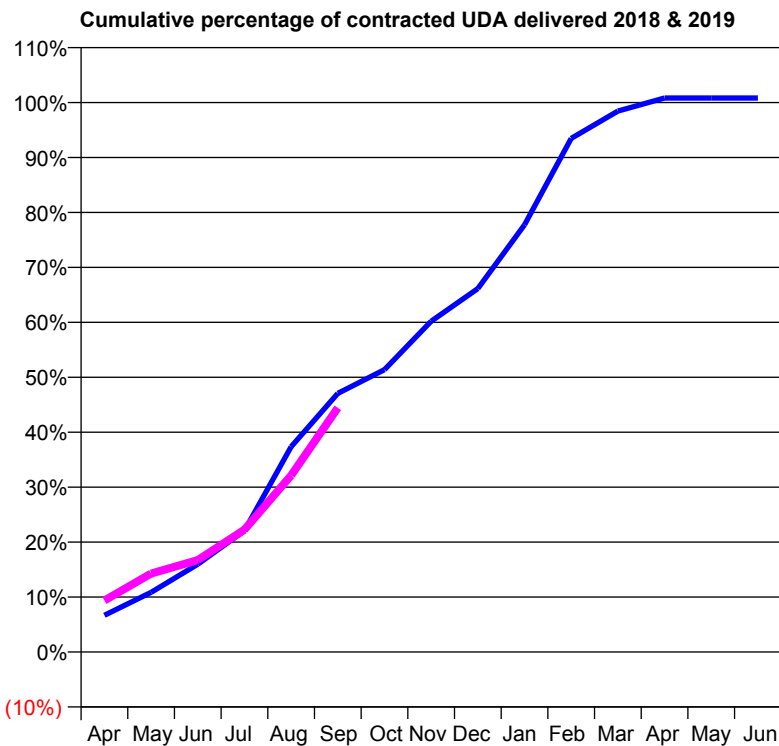
18/19 Contracted general activity (UDA)	1,226
Carry forward general activity (UDA)	-9
18/19 Contracted orthodontic activity (UOA)	0
Carry forward orthodontic activity (UOA)	0
Baseline contract value	£31,430.11

### ACCESS\*

Patients seen in 24 months	Total	Change since previous quarter
Quarter ending September 2017	611	
Quarter ending December 2017	608	→
Quarter ending March 2018	623	↑
Quarter ending June 2018	622	→
Quarter ending September 2018	610	↓
<b>Variance since September 2017</b>	<b>(0.2%)</b>	<b>→</b>



### ACTIVITY



Adjusted Scheduled Activity (UDA)		
Month	2018	2019
April	82	115
May	133	175
June	196	205
July	271	273
August	458	394
September	577	545
October	630	
November	738	
December	811	
January	953	
February	1,146	
March	1,207	
April	1,236	
May	1,236	
June	1,236	

### QUALITY

	Quantity	Base Number	Contract	AT	Region	England
% of FP17s for the same patient ID Re-attending within 3 months - Children	7	259	2.7%	11.2%	11.1%	11.6%
% of FP17s for the same patient ID Re-attending within 3 months - Adults	3	111	2.7%	14.8%	15.3%	15.5%
% of FP17s for the same patient ID Re-attending between 3 & 9 months - Children	162	259	62.5%	58.6%	61.1%	58.8%
% of FP17s for the same patient ID Re-attending between 3 & 9 months - Adults	48	111	43.2%	49.3%	52.3%	51.1%
% of FP17s for Band 1 Urgent Courses	0	349	0.0%	9.7%	9.5%	9.0%
% of FP17s Relating to Free Repair or Replacements	0	349	0.0%	0.7%	0.7%	0.8%
% of FP17s Relating to Continuations	3	349	0.9%	0.6%	0.8%	0.9%
% of Patients satisfied with the dentistry they have received	0	0	N/A	95.6%	93.6%	93.3%
% of Patients satisfied with the time they had to wait for an appointment	0	0	N/A	88.8%	88.8%	88.9%

\* This is based on patients treated on this contract for their most recent course of treatment. Figures in italics indicate the base number of FP17s or Patient Questionnaire responses are less than 100. N/A is shown where the base number of responses is less than 10 during the period. % is calculated as Quantity/Base number\*100



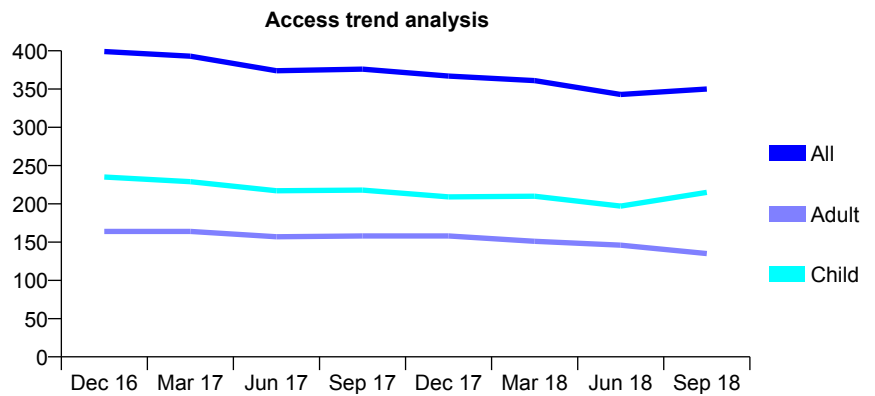
## Q69 - Vital Signs At a Glance Contract Report for 631582/0001 - September 2018

Name or company name	MR NM GOLDSMITH
Contract type name	GDS Contract
Purpose of contract	General
Contract start date	01/04/2006
Contract end date	

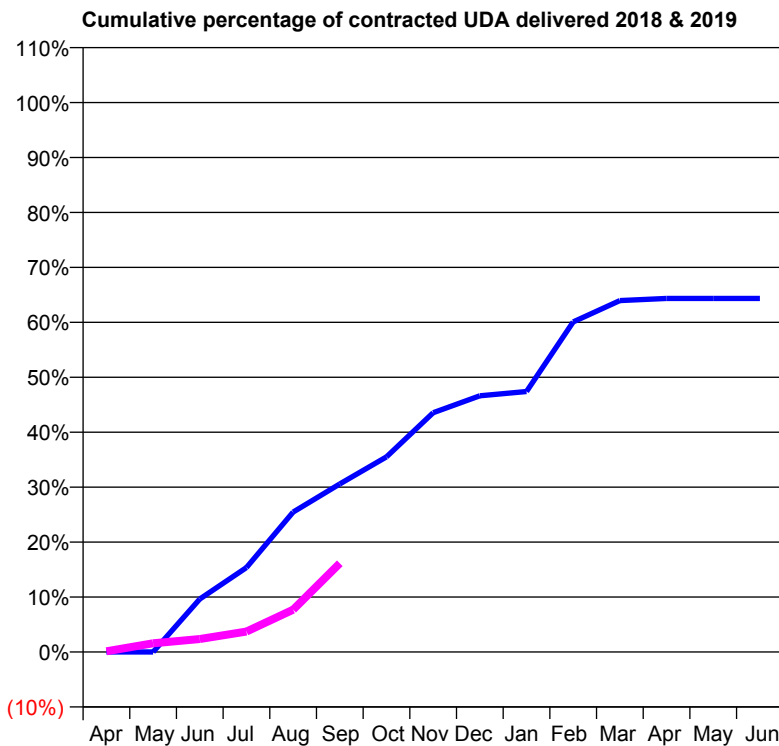
18/19 Contracted general activity (UDA)	758
Carry forward general activity (UDA)	0
18/19 Contracted orthodontic activity (UOA)	0
Carry forward orthodontic activity (UOA)	0
Baseline contract value	£20,877.65

### ACCESS\*

Patients seen in 24 months	Total	Change since previous quarter
Quarter ending September 2017	376	
Quarter ending December 2017	367	↓
Quarter ending March 2018	361	↓
Quarter ending June 2018	343	↓
Quarter ending September 2018	350	↑
<b>Variance since September 2017</b>	<b>(6.9%)</b>	<b>↓</b>



### ACTIVITY



Month	Adjusted Scheduled Activity (UDA)	
	2018	2019
April	0	1
May	0	12
June	73	18
July	117	28
August	193	58
September	232	122
October	269	
November	330	
December	353	
January	359	
February	455	
March	485	
April	488	
May	488	
June	488	

### QUALITY

	Quantity	Base Number	Contract	AT	Region	England
% of FP17s for the same patient ID Re-attending within 3 months - Children	14	178	7.9%	11.2%	11.1%	11.6%
% of FP17s for the same patient ID Re-attending within 3 months - Adults	0	49	0.0%	14.8%	15.3%	15.5%
% of FP17s for the same patient ID Re-attending between 3 & 9 months - Children	126	178	70.8%	58.6%	61.1%	58.8%
% of FP17s for the same patient ID Re-attending between 3 & 9 months - Adults	34	49	69.4%	49.3%	52.3%	51.1%
% of FP17s for Band 1 Urgent Courses	14	213	6.6%	9.7%	9.5%	9.0%
% of FP17s Relating to Free Repair or Replacements	0	213	0.0%	0.7%	0.7%	0.8%
% of FP17s Relating to Continuations	0	213	0.0%	0.6%	0.8%	0.9%
% of Patients satisfied with the dentistry they have received	0	0	N/A	95.6%	93.6%	93.3%
% of Patients satisfied with the time they had to wait for an appointment	0	0	N/A	88.8%	88.8%	88.9%

\* This is based on patients treated on this contract for their most recent course of treatment. Figures in italics indicate the base number of FP17s or Patient Questionnaire responses are less than 100. N/A is shown where the base number of responses is less than 10 during the period. % is calculated as Quantity/Base number\*100

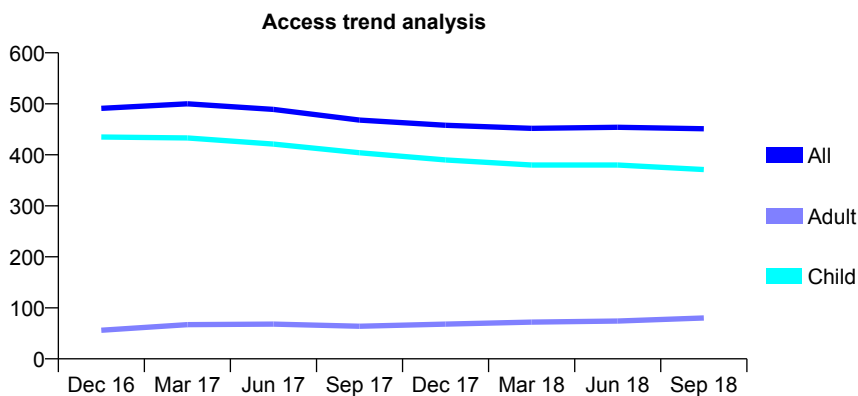
## Q69 - Vital Signs At a Glance Contract Report for 632635/0001 - September 2018

Name or company name	Blanchard and Castle
Contract type name	GDS Contract
Purpose of contract	General
Contract start date	04/11/2006
Contract end date	

18/19 Contracted general activity (UDA)	846
Carry forward general activity (UDA)	0
18/19 Contracted orthodontic activity (UOA)	0
Carry forward orthodontic activity (UOA)	0
Baseline contract value	£15,430.93

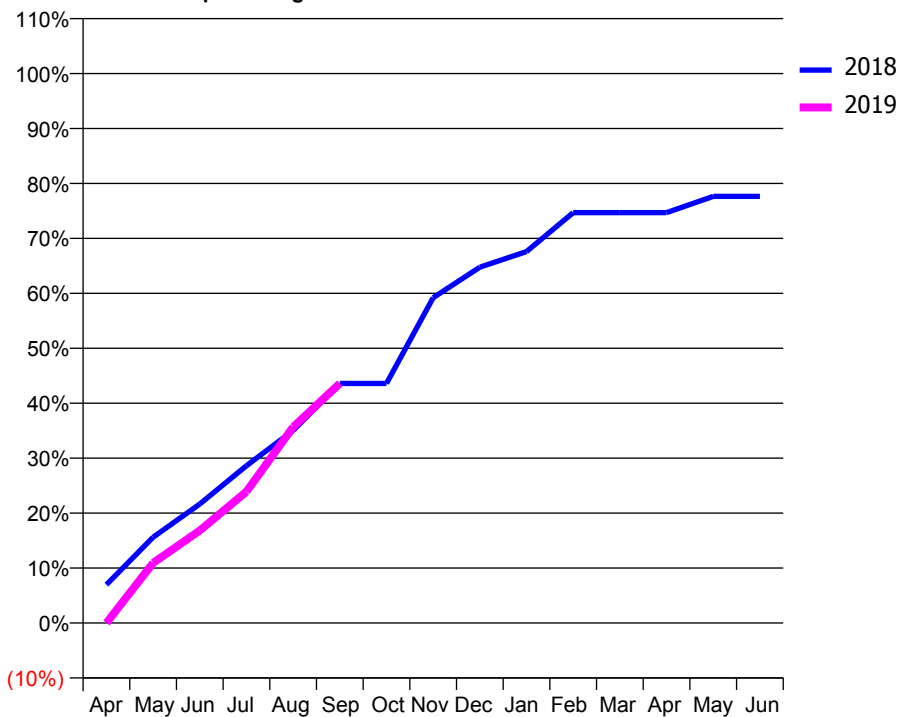
### ACCESS\*

Patients seen in 24 months	Total	Change since previous quarter
Quarter ending September 2017	468	
Quarter ending December 2017	458	↓
Quarter ending March 2018	452	↓
Quarter ending June 2018	454	→
Quarter ending September 2018	451	→
<b>Variance since September 2017</b>	<b>(3.6%)</b>	<b>↓</b>



### ACTIVITY

Cumulative percentage of contracted UDA delivered 2018 & 2019



Month	Adjusted Scheduled Activity (UDA)	
	2018	2019
April	59	0
May	132	92
June	183	142
July	242	202
August	296	302
September	369	369
October	369	
November	501	
December	548	
January	572	
February	632	
March	632	
April	632	
May	657	
June	657	

### QUALITY

	Quantity	Base Number	Contract	AT	Region	England
% of FP17s for the same patient ID Re-attending within 3 months - Children	13	346	3.8%	11.2%	11.1%	11.6%
% of FP17s for the same patient ID Re-attending within 3 months - Adults	0	23	0.0%	14.8%	15.3%	15.5%
% of FP17s for the same patient ID Re-attending between 3 & 9 months - Children	227	346	65.6%	58.6%	61.1%	58.8%
% of FP17s for the same patient ID Re-attending between 3 & 9 months - Adults	16	23	69.6%	49.3%	52.3%	51.1%
% of FP17s for Band 1 Urgent Courses	4	285	1.4%	9.7%	9.5%	9.0%
% of FP17s Relating to Free Repair or Replacements	0	285	0.0%	0.7%	0.7%	0.8%
% of FP17s Relating to Continuations	0	285	0.0%	0.6%	0.8%	0.9%
% of Patients satisfied with the dentistry they have received	0	0	N/A	95.6%	93.6%	93.3%
% of Patients satisfied with the time they had to wait for an appointment	0	0	N/A	88.8%	88.8%	88.9%

\* This is based on patients treated on this contract for their most recent course of treatment. Figures in italics indicate the base number of FP17s or Patient Questionnaire responses are less than 100. N/A is shown where the base number of responses is less than 10 during the period. % is calculated as Quantity/Base number\*100

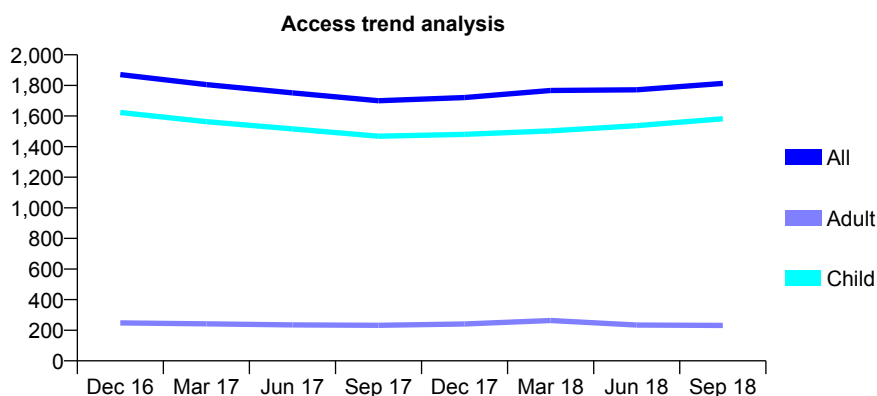
## Q69 - Vital Signs At a Glance Contract Report for 641464/0004 - September 2018

Name or company name	Robin John Denville and Stanley David Dut
Contract type name	GDS Contract
Purpose of contract	General
Contract start date	02/06/2012
Contract end date	

18/19 Contracted general activity (UDA)	4,414
Carry forward general activity (UDA)	0
18/19 Contracted orthodontic activity (UOA)	0
Carry forward orthodontic activity (UOA)	0
Baseline contract value	£98,773.77

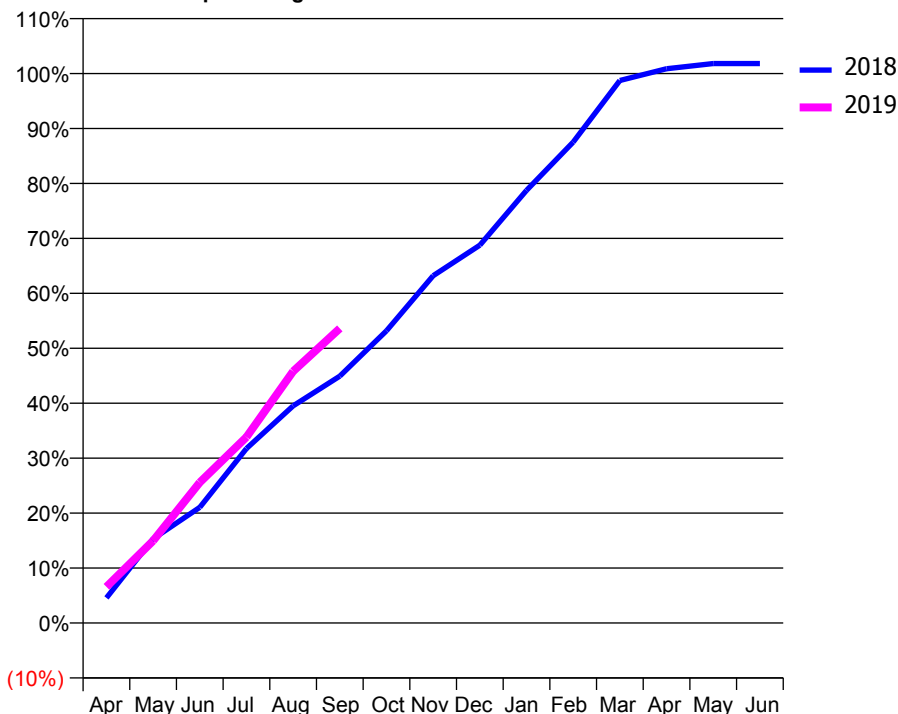
### ACCESS\*

Patients seen in 24 months	Total	Change since previous quarter
Quarter ending September 2017	1,700	
Quarter ending December 2017	1,721	→
Quarter ending March 2018	1,767	↑
Quarter ending June 2018	1,771	→
Quarter ending September 2018	1,813	↑
<b>Variance since September 2017</b>	<b>6.6%</b>	<b>↑</b>



### ACTIVITY

Cumulative percentage of contracted UDA delivered 2018 & 2019



Adjusted Scheduled Activity (UDA)

Month	2018	2019
April	202	291
May	677	660
June	929	1,130
July	1,401	1,494
August	1,744	2,022
September	1,983	2,367
October	2,347	
November	2,790	
December	3,035	
January	3,475	
February	3,863	
March	4,358	
April	4,452	
May	4,494	
June	4,494	

### QUALITY

	Quantity	Base Number	Contract	AT	Region	England
% of FP17s for the same patient ID Re-attending within 3 months - Children	93	1,326	7.0%	11.2%	11.1%	11.6%
% of FP17s for the same patient ID Re-attending within 3 months - Adults	5	75	6.7%	14.8%	15.3%	15.5%
% of FP17s for the same patient ID Re-attending between 3 & 9 months - Children	794	1,326	59.9%	58.6%	61.1%	58.8%
% of FP17s for the same patient ID Re-attending between 3 & 9 months - Adults	55	75	73.3%	49.3%	52.3%	51.1%
% of FP17s for Band 1 Urgent Courses	35	1,341	2.6%	9.7%	9.5%	9.0%
% of FP17s Relating to Free Repair or Replacements	0	1,341	0.0%	0.7%	0.7%	0.8%
% of FP17s Relating to Continuations	0	1,341	0.0%	0.6%	0.8%	0.9%
% of Patients satisfied with the dentistry they have received	0	0	N/A	95.6%	93.6%	93.3%
% of Patients satisfied with the time they had to wait for an appointment	0	0	N/A	88.8%	88.8%	88.9%

\* This is based on patients treated on this contract for their most recent course of treatment. Figures in italics indicate the base number of FP17s or Patient Questionnaire responses are less than 100. N/A is shown where the base number of responses is less than 10 during the period. % is calculated as Quantity/Base number\*100

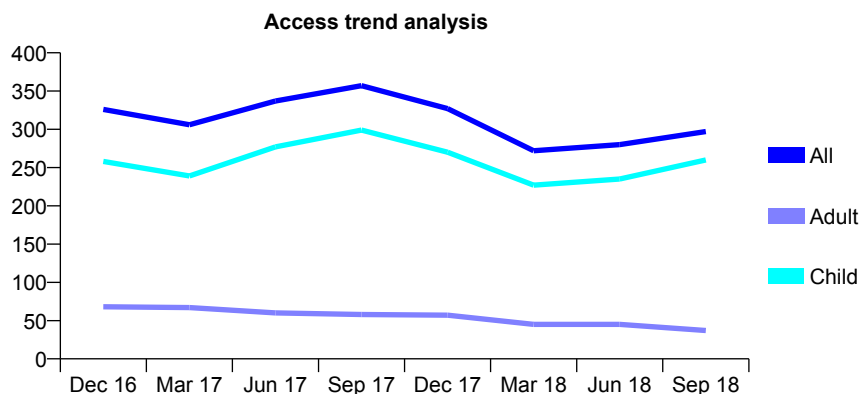
## Q69 - Vital Signs At a Glance Contract Report for 642215/0001 - September 2018

Name or company name	MISS EH NICHOLS
Contract type name	GDS Contract
Purpose of contract	General
Contract start date	01/04/2006
Contract end date	

18/19 Contracted general activity (UDA)	500
Carry forward general activity (UDA)	-6
18/19 Contracted orthodontic activity (UOA)	0
Carry forward orthodontic activity (UOA)	0
Baseline contract value	£11,691.08

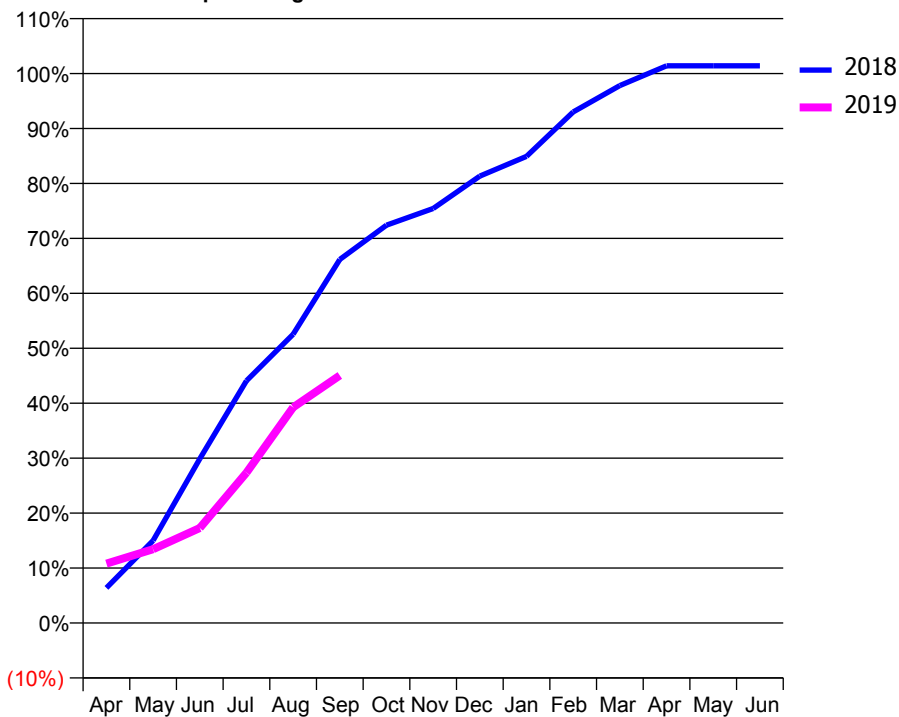
### ACCESS\*

Patients seen in 24 months	Total	Change since previous quarter
Quarter ending September 2017	357	
Quarter ending December 2017	327	↓
Quarter ending March 2018	272	↓
Quarter ending June 2018	280	↑
Quarter ending September 2018	297	↑
<b>Variance since September 2017</b>	<b>(16.8%)</b>	<b>↓</b>



### ACTIVITY

Cumulative percentage of contracted UDA delivered 2018 & 2019



Month	Adjusted Scheduled Activity (UDA)	
	2018	2019
April	32	54
May	75	67
June	149	86
July	220	137
August	263	196
September	331	225
October	362	
November	377	
December	407	
January	425	
February	465	
March	489	
April	507	
May	507	
June	507	

### QUALITY

	Quantity	Base Number	Contract	AT	Region	England
% of FP17s for the same patient ID Re-attending within 3 months - Children	7	185	3.8%	11.2%	11.1%	11.6%
% of FP17s for the same patient ID Re-attending within 3 months - Adults	0	13	0.0%	14.8%	15.3%	15.5%
% of FP17s for the same patient ID Re-attending between 3 & 9 months - Children	73	185	39.5%	58.6%	61.1%	58.8%
% of FP17s for the same patient ID Re-attending between 3 & 9 months - Adults	6	13	46.2%	49.3%	52.3%	51.1%
% of FP17s for Band 1 Urgent Courses	6	188	3.2%	9.7%	9.5%	9.0%
% of FP17s Relating to Free Repair or Replacements	0	188	0.0%	0.7%	0.7%	0.8%
% of FP17s Relating to Continuations	0	188	0.0%	0.6%	0.8%	0.9%
% of Patients satisfied with the dentistry they have received	0	0	N/A	95.6%	93.6%	93.3%
% of Patients satisfied with the time they had to wait for an appointment	0	0	N/A	88.8%	88.8%	88.9%

\* This is based on patients treated on this contract for their most recent course of treatment. Figures in italics indicate the base number of FP17s or Patient Questionnaire responses are less than 100. N/A is shown where the base number of responses is less than 10 during the period. % is calculated as Quantity/Base number\*100

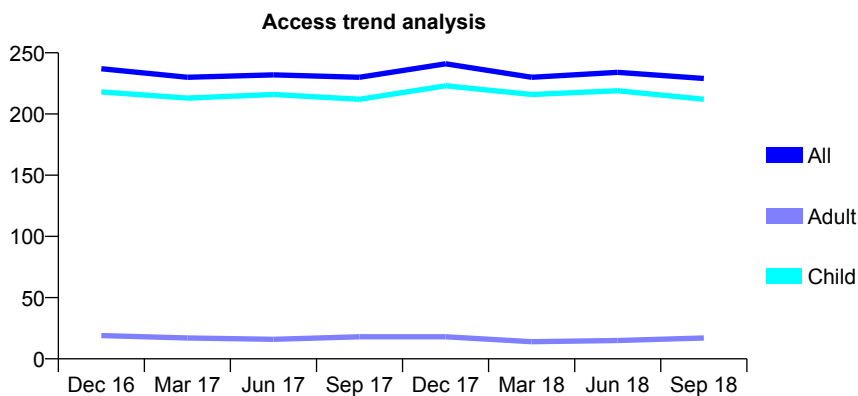
## Q69 - Vital Signs At a Glance Contract Report for 644188/0001 - September 2018

Name or company name	MR PC CHEN
Contract type name	GDS Contract
Purpose of contract	General
Contract start date	01/04/2006
Contract end date	

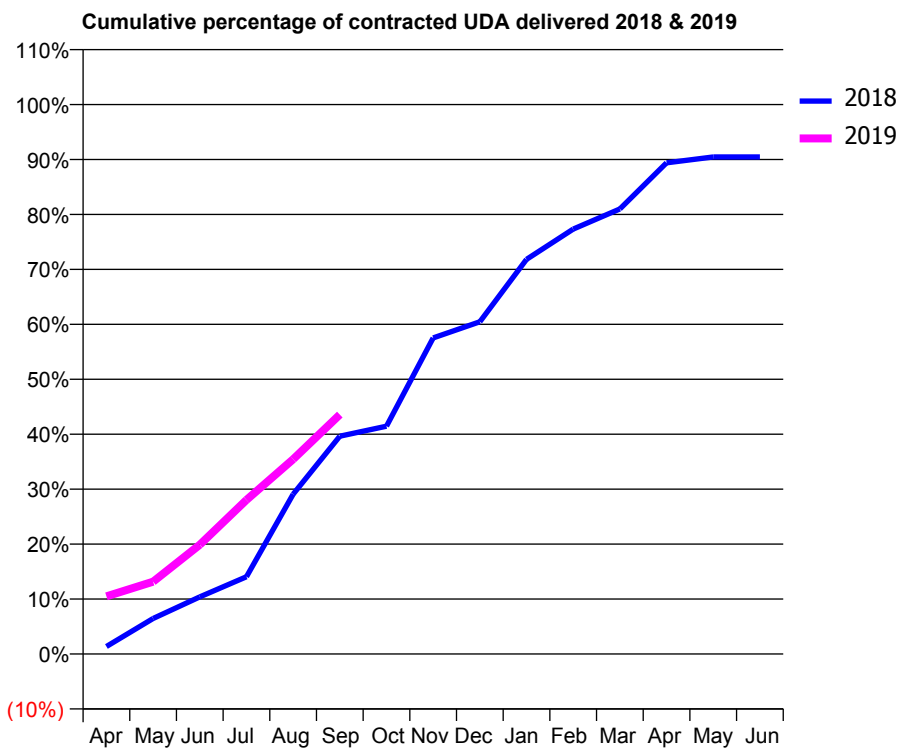
18/19 Contracted general activity (UDA)	381
Carry forward general activity (UDA)	0
18/19 Contracted orthodontic activity (UOA)	0
Carry forward orthodontic activity (UOA)	0
Baseline contract value	£9,111.20

### ACCESS\*

Patients seen in 24 months	Total	Change since previous quarter
Quarter ending September 2017	230	
Quarter ending December 2017	241	↑
Quarter ending March 2018	230	↓
Quarter ending June 2018	234	→
Quarter ending September 2018	229	↓
<b>Variance since September 2017</b>	<b>(0.4%)</b>	<b>→</b>



### ACTIVITY



Month	Adjusted Scheduled Activity (UDA)	
	2018	2019
April	5	40
May	25	50
June	40	76
July	54	107
August	111	135
September	151	166
October	158	
November	219	
December	230	
January	274	
February	295	
March	309	
April	341	
May	345	
June	345	

### QUALITY

	Quantity	Base Number	Contract	AT	Region	England
% of FP17s for the same patient ID Re-attending within 3 months - Children	7	149	4.7%	11.2%	11.1%	11.6%
% of FP17s for the same patient ID Re-attending within 3 months - Adults	0	2	0.0%	14.8%	15.3%	15.5%
% of FP17s for the same patient ID Re-attending between 3 & 9 months - Children	77	149	51.7%	58.6%	61.1%	58.8%
% of FP17s for the same patient ID Re-attending between 3 & 9 months - Adults	1	2	50.0%	49.3%	52.3%	51.1%
% of FP17s for Band 1 Urgent Courses	5	125	4.0%	9.7%	9.5%	9.0%
% of FP17s Relating to Free Repair or Replacements	0	125	0.0%	0.7%	0.7%	0.8%
% of FP17s Relating to Continuations	0	125	0.0%	0.6%	0.8%	0.9%
% of Patients satisfied with the dentistry they have received	0	0	N/A	95.6%	93.6%	93.3%
% of Patients satisfied with the time they had to wait for an appointment	0	0	N/A	88.8%	88.8%	88.9%

\* This is based on patients treated on this contract for their most recent course of treatment. Figures in italics indicate the base number of FP17s or Patient Questionnaire responses are less than 100. N/A is shown where the base number of responses is less than 10 during the period. % is calculated as Quantity/Base number\*100

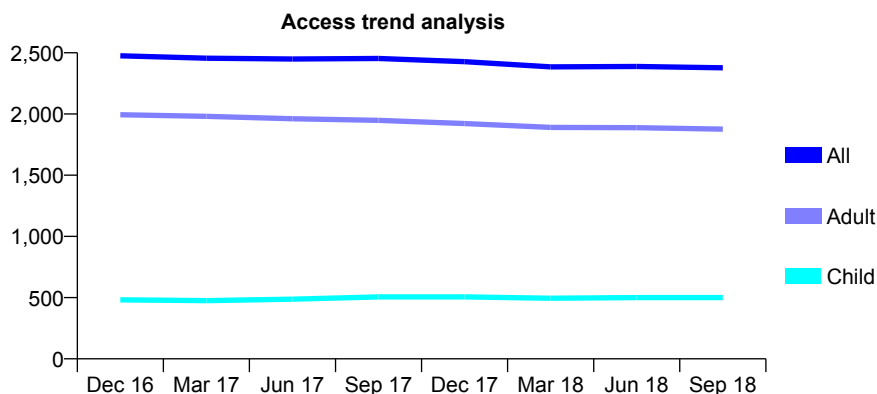
## Q69 - Vital Signs At a Glance Contract Report for 648744/0001 - September 2018

Name or company name	MR NV BADIANI
Contract type name	GDS Contract
Purpose of contract	General
Contract start date	01/04/2006
Contract end date	

18/19 Contracted general activity (UDA)	5,082
Carry forward general activity (UDA)	-63
18/19 Contracted orthodontic activity (UOA)	0
Carry forward orthodontic activity (UOA)	0
Baseline contract value	£125,032.23

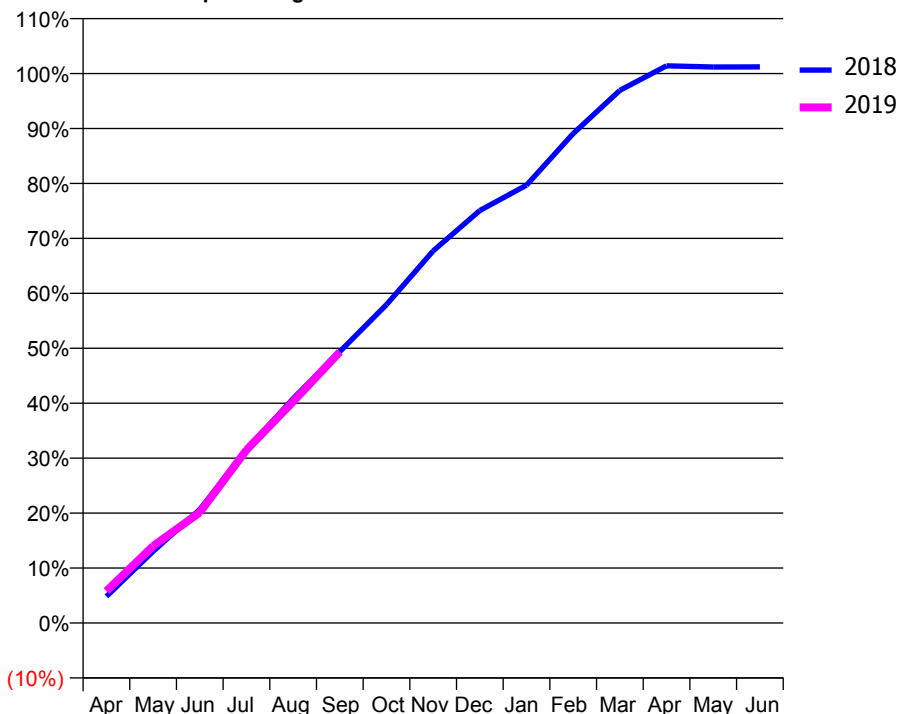
### ACCESS\*

Patients seen in 24 months	Total	Change since previous quarter
Quarter ending September 2017	2,454	
Quarter ending December 2017	2,428	↓
Quarter ending March 2018	2,385	↓
Quarter ending June 2018	2,388	→
Quarter ending September 2018	2,377	→
<b>Variance since September 2017</b>	<b>(3.1%)</b>	<b>↓</b>



### ACTIVITY

Cumulative percentage of contracted UDA delivered 2018 & 2019



Month	Adjusted Scheduled Activity (UDA)	
	2018	2019
April	256	296
May	689	713
June	1,092	1,023
July	1,663	1,601
August	2,159	2,047
September	2,611	2,506
October	3,062	
November	3,579	
December	3,967	
January	4,211	
February	4,707	
March	5,123	
April	5,359	
May	5,348	
June	5,349	

### QUALITY

	Quantity	Base Number	Contract	AT	Region	England
% of FP17s for the same patient ID Re-attending within 3 months - Children	24	380	6.3%	11.2%	11.1%	11.6%
% of FP17s for the same patient ID Re-attending within 3 months - Adults	140	1,221	11.5%	14.8%	15.3%	15.5%
% of FP17s for the same patient ID Re-attending between 3 & 9 months - Children	218	380	57.4%	58.6%	61.1%	58.8%
% of FP17s for the same patient ID Re-attending between 3 & 9 months - Adults	498	1,221	40.8%	49.3%	52.3%	51.1%
% of FP17s for Band 1 Urgent Courses	202	1,489	13.6%	9.7%	9.5%	9.0%
% of FP17s Relating to Free Repair or Replacements	1	1,489	0.1%	0.7%	0.7%	0.8%
% of FP17s Relating to Continuations	2	1,489	0.1%	0.6%	0.8%	0.9%
% of Patients satisfied with the dentistry they have received	2	2	N/A	95.6%	93.6%	93.3%
% of Patients satisfied with the time they had to wait for an appointment	2	2	N/A	88.8%	88.8%	88.9%

\* This is based on patients treated on this contract for their most recent course of treatment. Figures in italics indicate the base number of FP17s or Patient Questionnaire responses are less than 100. N/A is shown where the base number of responses is less than 10 during the period. % is calculated as Quantity/Base number\*100

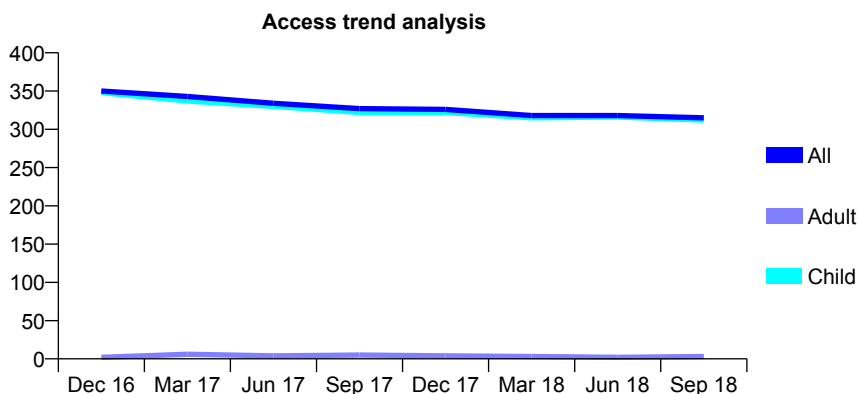
## Q69 - Vital Signs At a Glance Contract Report for 649988/0001 - September 2018

Name or company name	MISS SE MACGILLIVRAY
Contract type name	GDS Contract
Purpose of contract	General
Contract start date	01/04/2006
Contract end date	

18/19 Contracted general activity (UDA)	550
Carry forward general activity (UDA)	0
18/19 Contracted orthodontic activity (UOA)	0
Carry forward orthodontic activity (UOA)	0
Baseline contract value	£13,098.84

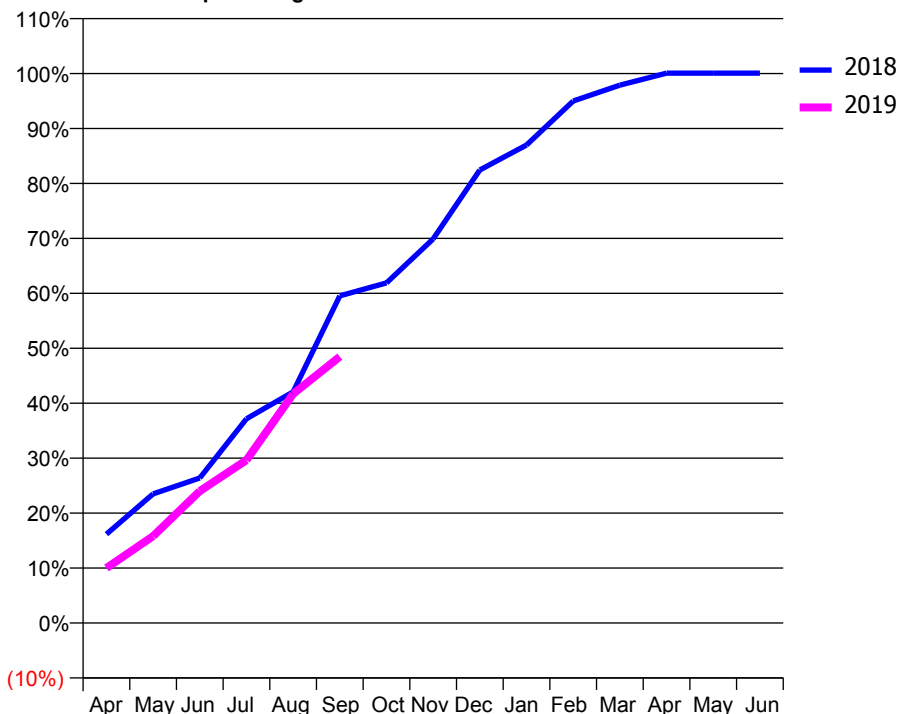
### ACCESS\*

Patients seen in 24 months	Total	Change since previous quarter
Quarter ending September 2017	327	
Quarter ending December 2017	326	→
Quarter ending March 2018	318	↓
Quarter ending June 2018	318	→
Quarter ending September 2018	315	→
<b>Variance since September 2017</b>	<b>(3.7%)</b>	<b>↓</b>



### ACTIVITY

Cumulative percentage of contracted UDA delivered 2018 & 2019



Adjusted Scheduled Activity (UDA)		
Month	2018	2019
April	89	55
May	129	87
June	145	132
July	204	163
August	231	229
September	327	267
October	340	
November	384	
December	453	
January	478	
February	522	
March	538	
April	550	
May	550	
June	550	

### QUALITY

	Quantity	Base Number	Contract	AT	Region	England
% of FP17s for the same patient ID Re-attending within 3 months - Children	10	246	4.1%	11.2%	11.1%	11.6%
% of FP17s for the same patient ID Re-attending within 3 months - Adults	0	0	N/A	14.8%	15.3%	15.5%
% of FP17s for the same patient ID Re-attending between 3 & 9 months - Children	154	246	62.6%	58.6%	61.1%	58.8%
% of FP17s for the same patient ID Re-attending between 3 & 9 months - Adults	0	0	N/A	49.3%	52.3%	51.1%
% of FP17s for Band 1 Urgent Courses	3	228	1.3%	9.7%	9.5%	9.0%
% of FP17s Relating to Free Repair or Replacements	0	228	0.0%	0.7%	0.7%	0.8%
% of FP17s Relating to Continuations	0	228	0.0%	0.6%	0.8%	0.9%
% of Patients satisfied with the dentistry they have received	0	0	N/A	95.6%	93.6%	93.3%
% of Patients satisfied with the time they had to wait for an appointment	0	0	N/A	88.8%	88.8%	88.9%

\* This is based on patients treated on this contract for their most recent course of treatment. Figures in italics indicate the base number of FP17s or Patient Questionnaire responses are less than 100. N/A is shown where the base number of responses is less than 10 during the period. % is calculated as Quantity/Base number\*100



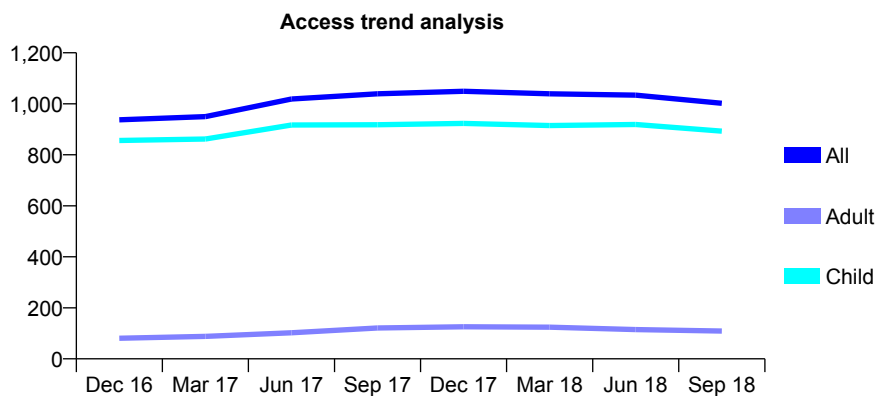
## Q69 - Vital Signs At a Glance Contract Report for 660361/0002 - September 2018

Name or company name	MRS SK RAJANI
Contract type name	GDS Contract
Purpose of contract	General
Contract start date	01/09/2015
Contract end date	

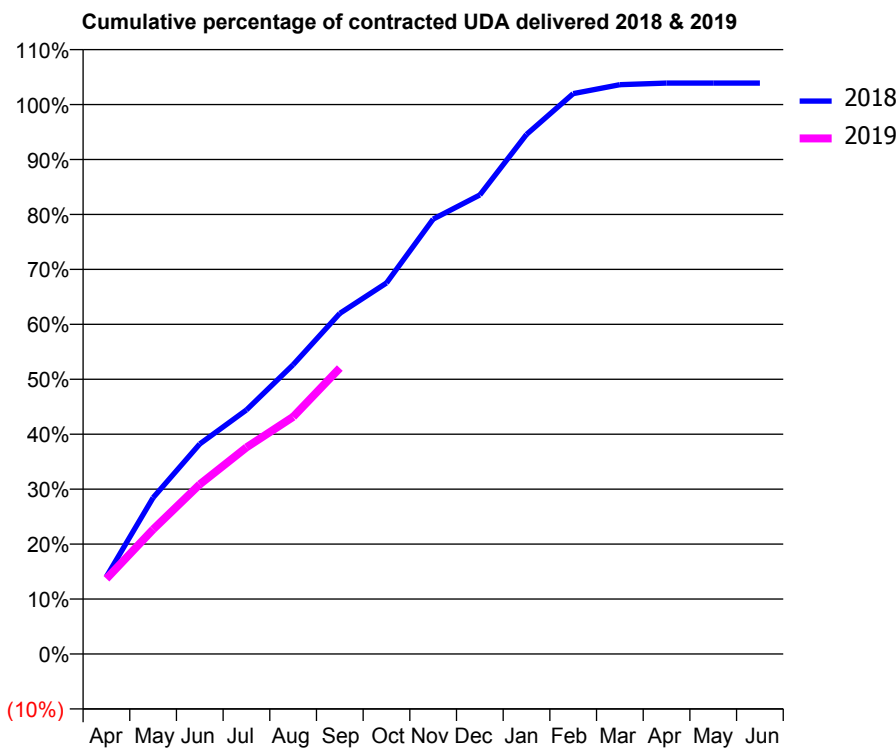
18/19 Contracted general activity (UDA)	1,803
Carry forward general activity (UDA)	-36
18/19 Contracted orthodontic activity (UOA)	0
Carry forward orthodontic activity (UOA)	0
Baseline contract value	£36,466.12

### ACCESS\*

Patients seen in 24 months	Total	Change since previous quarter
Quarter ending September 2017	1,039	
Quarter ending December 2017	1,049	→
Quarter ending March 2018	1,039	→
Quarter ending June 2018	1,034	→
Quarter ending September 2018	1,002	↓
<b>Variance since September 2017</b>	<b>(3.6%)</b>	<b>↓</b>



### ACTIVITY



Month	Adjusted Scheduled Activity (UDA)	
	2018	2019
April	254	247
May	513	409
June	689	557
July	801	678
August	949	778
September	1,118	938
October	1,217	
November	1,427	
December	1,506	
January	1,705	
February	1,839	
March	1,868	
April	1,873	
May	1,873	
June	1,873	

### QUALITY

	Quantity	Base Number	Contract	AT	Region	England
% of FP17s for the same patient ID Re-attending within 3 months - Children	30	658	4.6%	11.2%	11.1%	11.6%
% of FP17s for the same patient ID Re-attending within 3 months - Adults	3	39	7.7%	14.8%	15.3%	15.5%
% of FP17s for the same patient ID Re-attending between 3 & 9 months - Children	381	658	57.9%	58.6%	61.1%	58.8%
% of FP17s for the same patient ID Re-attending between 3 & 9 months - Adults	23	39	59.0%	49.3%	52.3%	51.1%
% of FP17s for Band 1 Urgent Courses	11	694	1.6%	9.7%	9.5%	9.0%
% of FP17s Relating to Free Repair or Replacements	0	694	0.0%	0.7%	0.7%	0.8%
% of FP17s Relating to Continuations	9	694	1.3%	0.6%	0.8%	0.9%
% of Patients satisfied with the dentistry they have received	0	0	N/A	95.6%	93.6%	93.3%
% of Patients satisfied with the time they had to wait for an appointment	0	0	N/A	88.8%	88.8%	88.9%

\* This is based on patients treated on this contract for their most recent course of treatment. Figures in italics indicate the base number of FP17s or Patient Questionnaire responses are less than 100. N/A is shown where the base number of responses is less than 10 during the period. % is calculated as Quantity/Base number\*100

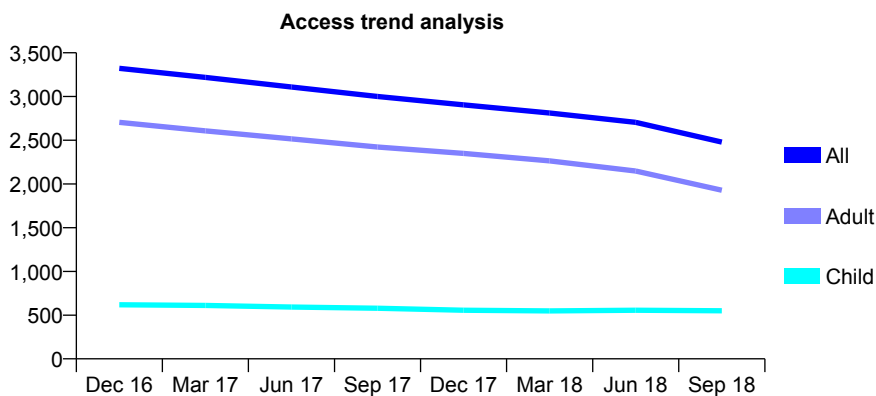
## Q69 - Vital Signs At a Glance Contract Report for 673927/0001 - September 2018

Name or company name	MR DG DUGGAN
Contract type name	GDS Contract
Purpose of contract	General
Contract start date	01/04/2006
Contract end date	

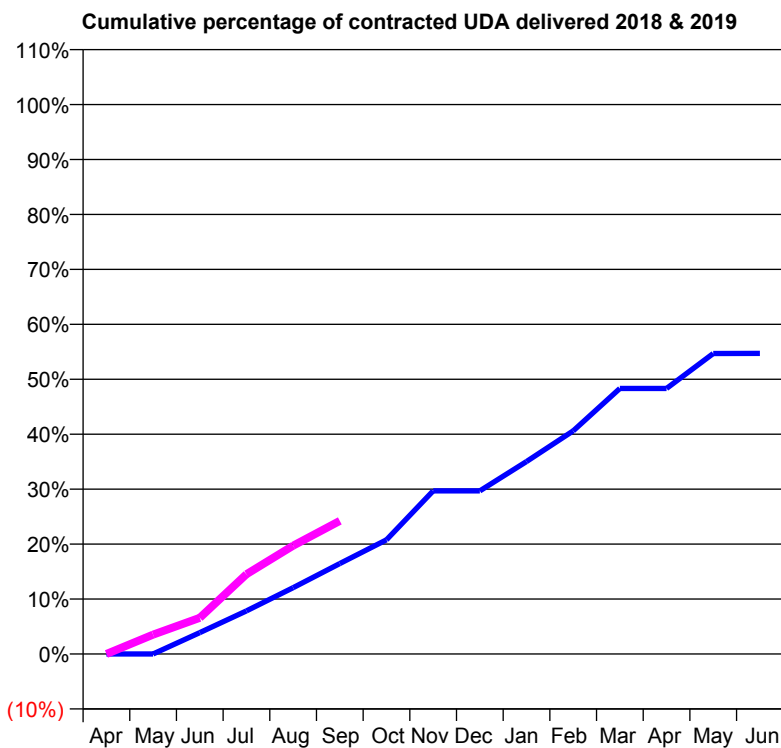
18/19 Contracted general activity (UDA)	11,284
Carry forward general activity (UDA)	0
18/19 Contracted orthodontic activity (UOA)	0
Carry forward orthodontic activity (UOA)	0
Baseline contract value	£269,844.26

### ACCESS\*

Patients seen in 24 months	Total	Change since previous quarter
Quarter ending September 2017	3,001	
Quarter ending December 2017	2,905	↓
Quarter ending March 2018	2,812	↓
Quarter ending June 2018	2,704	↓
Quarter ending September 2018	2,479	↓
<b>Variance since September 2017</b>	<b>(17.4%)</b>	<b>↓</b>



### ACTIVITY



Month	Adjusted Scheduled Activity (UDA)	
	2018	2019
April	0	0
May	0	398
June	438	743
July	887	1,639
August	1,361	2,226
September	1,858	2,733
October	2,346	
November	3,352	
December	3,352	
January	3,952	
February	4,582	
March	5,452	
April	5,452	
May	6,172	
June	6,173	

### QUALITY

	Quantity	Base Number	Contract	AT	Region	England
% of FP17s for the same patient ID Re-attending within 3 months - Children	28	519	5.4%	11.2%	11.1%	11.6%
% of FP17s for the same patient ID Re-attending within 3 months - Adults	180	1,553	11.6%	14.8%	15.3%	15.5%
% of FP17s for the same patient ID Re-attending between 3 & 9 months - Children	364	519	70.1%	58.6%	61.1%	58.8%
% of FP17s for the same patient ID Re-attending between 3 & 9 months - Adults	1,107	1,553	71.3%	49.3%	52.3%	51.1%
% of FP17s for Band 1 Urgent Courses	66	1,654	4.0%	9.7%	9.5%	9.0%
% of FP17s Relating to Free Repair or Replacements	4	1,654	0.2%	0.7%	0.7%	0.8%
% of FP17s Relating to Continuations	19	1,654	1.1%	0.6%	0.8%	0.9%
% of Patients satisfied with the dentistry they have received	1	1	N/A	95.6%	93.6%	93.3%
% of Patients satisfied with the time they had to wait for an appointment	1	1	N/A	88.8%	88.8%	88.9%

\* This is based on patients treated on this contract for their most recent course of treatment. Figures in italics indicate the base number of FP17s or Patient Questionnaire responses are less than 100. N/A is shown where the base number of responses is less than 10 during the period. % is calculated as Quantity/Base number\*100

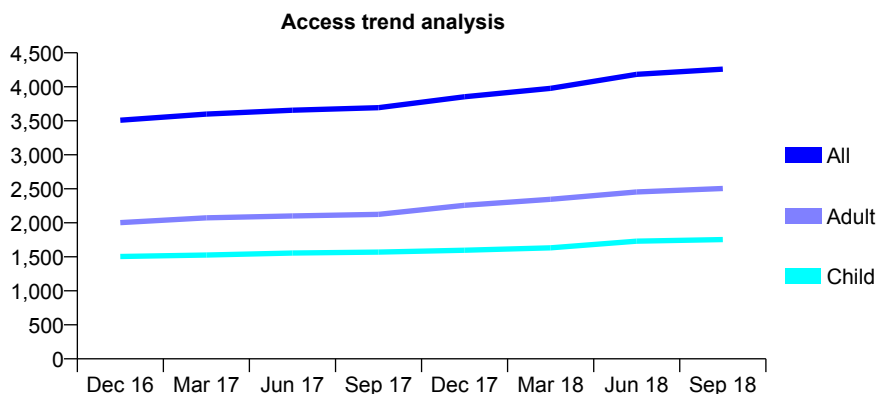
## Q69 - Vital Signs At a Glance Contract Report for 678279/0001 - September 2018

Name or company name	C W Dental Limited
Contract type name	GDS Contract
Purpose of contract	General
Contract start date	01/04/2006
Contract end date	

18/19 Contracted general activity (UDA)	9,000
Carry forward general activity (UDA)	0
18/19 Contracted orthodontic activity (UOA)	0
Carry forward orthodontic activity (UOA)	0
Baseline contract value	£234,057.20

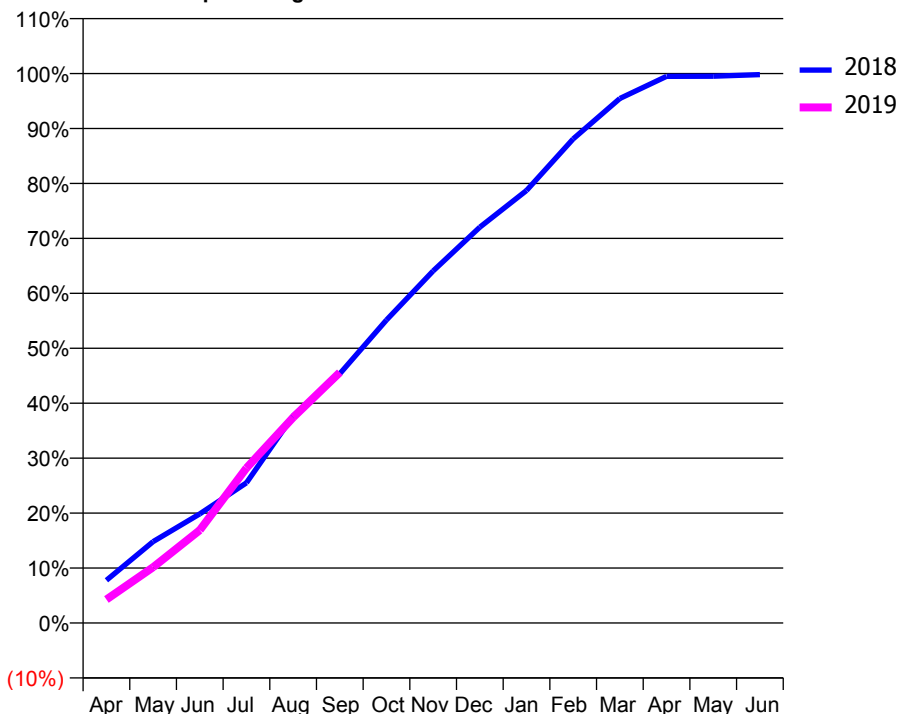
### ACCESS\*

Patients seen in 24 months	Total	Change since previous quarter
Quarter ending September 2017	3,694	
Quarter ending December 2017	3,854	↑
Quarter ending March 2018	3,978	↑
Quarter ending June 2018	4,183	↑
Quarter ending September 2018	4,259	→
<b>Variance since September 2017</b>	<b>15.3%</b>	<b>↑</b>



### ACTIVITY

Cumulative percentage of contracted UDA delivered 2018 & 2019



Adjusted Scheduled Activity (UDA)		
Month	2018	2019
April	701	385
May	1,333	913
June	1,787	1,521
July	2,296	2,539
August	3,392	3,367
September	4,084	4,104
October	4,963	
November	5,766	
December	6,483	
January	7,083	
February	7,930	
March	8,591	
April	8,953	
May	8,955	
June	8,981	

### QUALITY

	Quantity	Base Number	Contract	AT	Region	England
% of FP17s for the same patient ID Re-attending within 3 months - Children	108	1,395	7.7%	11.2%	11.1%	11.6%
% of FP17s for the same patient ID Re-attending within 3 months - Adults	215	1,639	13.1%	14.8%	15.3%	15.5%
% of FP17s for the same patient ID Re-attending between 3 & 9 months - Children	786	1,395	56.3%	58.6%	61.1%	58.8%
% of FP17s for the same patient ID Re-attending between 3 & 9 months - Adults	765	1,639	46.7%	49.3%	52.3%	51.1%
% of FP17s for Band 1 Urgent Courses	110	2,013	5.5%	9.7%	9.5%	9.0%
% of FP17s Relating to Free Repair or Replacements	9	2,013	0.4%	0.7%	0.7%	0.8%
% of FP17s Relating to Continuations	25	2,013	1.2%	0.6%	0.8%	0.9%
% of Patients satisfied with the dentistry they have received	3	3	N/A	95.6%	93.6%	93.3%
% of Patients satisfied with the time they had to wait for an appointment	2	3	N/A	88.8%	88.8%	88.9%

\* This is based on patients treated on this contract for their most recent course of treatment. Figures in italics indicate the base number of FP17s or Patient Questionnaire responses are less than 100. N/A is shown where the base number of responses is less than 10 during the period. % is calculated as Quantity/Base number\*100

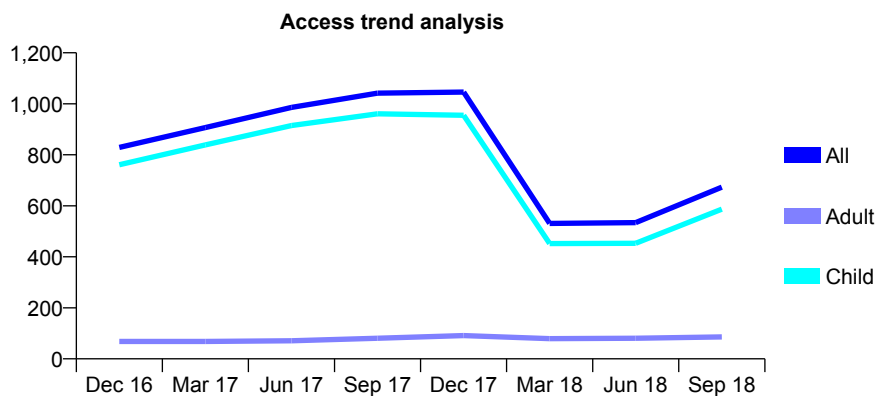
## Q69 - Vital Signs At a Glance Contract Report for 678600/0001 - September 2018

Name or company name	MISS CE MCCLELLAND
Contract type name	GDS Contract
Purpose of contract	General
Contract start date	01/04/2006
Contract end date	

18/19 Contracted general activity (UDA)	1,700
Carry forward general activity (UDA)	12
18/19 Contracted orthodontic activity (UOA)	0
Carry forward orthodontic activity (UOA)	0
Baseline contract value	£40,653.60

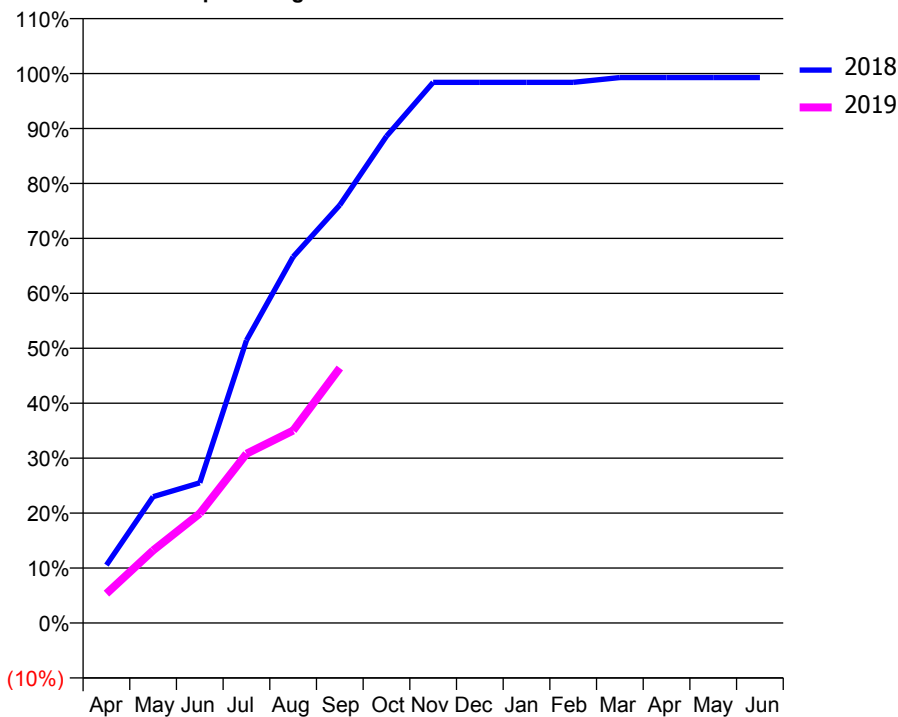
### ACCESS\*

Patients seen in 24 months	Total	Change since previous quarter
Quarter ending September 2017	1,042	
Quarter ending December 2017	1,046	→
Quarter ending March 2018	531	↓
Quarter ending June 2018	534	→
Quarter ending September 2018	673	↑
<b>Variance since September 2017</b>	<b>(35.4%)</b>	<b>↓</b>



### ACTIVITY

**Cumulative percentage of contracted UDA delivered 2018 & 2019**



**Adjusted Scheduled Activity (UDA)**

Month	2018	2019
April	179	91
May	391	225
June	434	339
July	874	524
August	1,133	596
September	1,293	789
October	1,506	
November	1,673	
December	1,673	
January	1,673	
February	1,673	
March	1,688	
April	1,688	
May	1,688	
June	1,688	

### QUALITY

	Quantity	Base Number	Contract	AT	Region	England
% of FP17s for the same patient ID Re-attending within 3 months - Children	38	529	7.2%	11.2%	11.1%	11.6%
% of FP17s for the same patient ID Re-attending within 3 months - Adults	2	24	8.3%	14.8%	15.3%	15.5%
% of FP17s for the same patient ID Re-attending between 3 & 9 months - Children	123	529	23.3%	58.6%	61.1%	58.8%
% of FP17s for the same patient ID Re-attending between 3 & 9 months - Adults	7	24	29.2%	49.3%	52.3%	51.1%
% of FP17s for Band 1 Urgent Courses	20	542	3.7%	9.7%	9.5%	9.0%
% of FP17s Relating to Free Repair or Replacements	0	542	0.0%	0.7%	0.7%	0.8%
% of FP17s Relating to Continuations	0	542	0.0%	0.6%	0.8%	0.9%
% of Patients satisfied with the dentistry they have received	0	0	N/A	95.6%	93.6%	93.3%
% of Patients satisfied with the time they had to wait for an appointment	0	0	N/A	88.8%	88.8%	88.9%

\* This is based on patients treated on this contract for their most recent course of treatment. Figures in italics indicate the base number of FP17s or Patient Questionnaire responses are less than 100. N/A is shown where the base number of responses is less than 10 during the period. % is calculated as Quantity/Base number\*100

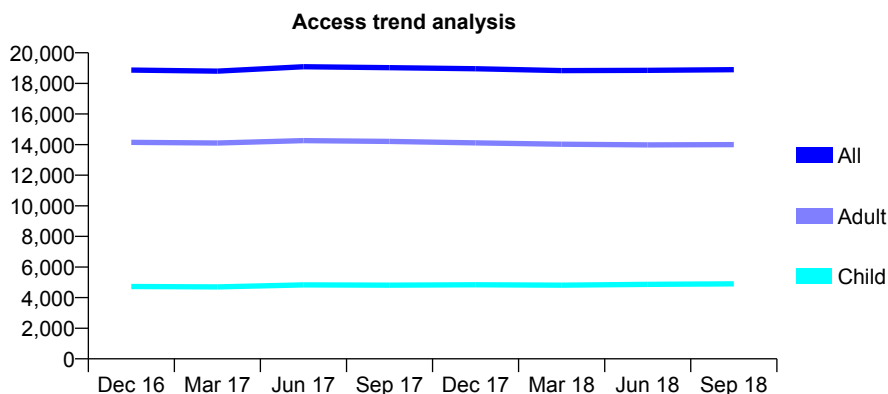
## Q69 - Vital Signs At a Glance Contract Report for 678732/0001 - September 2018

Name or company name	MR V MISTRY
Contract type name	GDS Contract
Purpose of contract	General
Contract start date	01/04/2006
Contract end date	

18/19 Contracted general activity (UDA)	40,260
Carry forward general activity (UDA)	-117
18/19 Contracted orthodontic activity (UOA)	0
Carry forward orthodontic activity (UOA)	0
Baseline contract value	£1,150,310.11

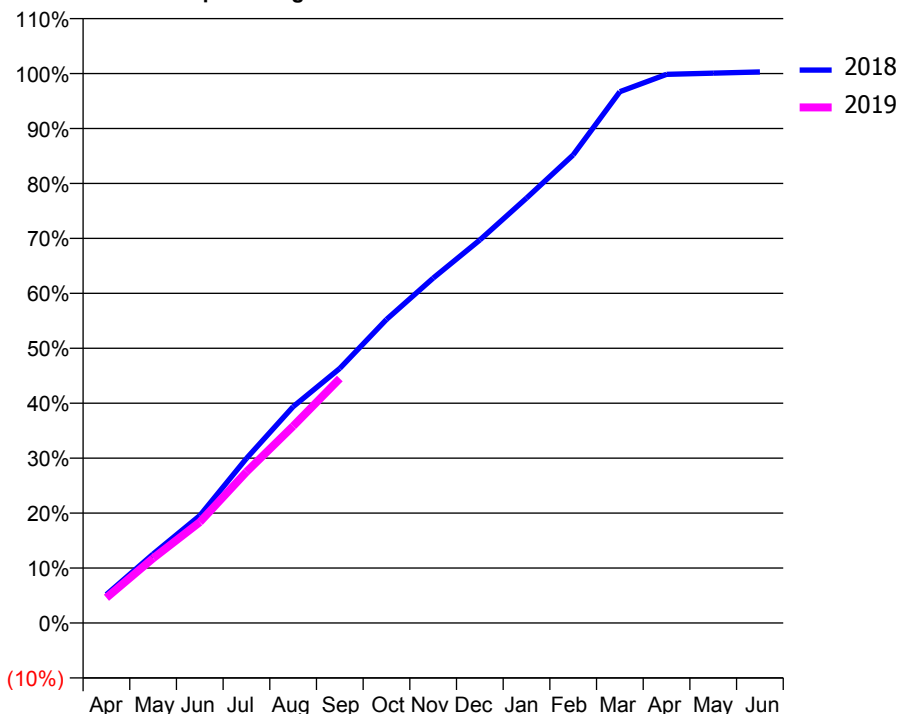
### ACCESS\*

Patients seen in 24 months	Total	Change since previous quarter
Quarter ending September 2017	19,029	
Quarter ending December 2017	18,955	→
Quarter ending March 2018	18,835	→
Quarter ending June 2018	18,850	→
Quarter ending September 2018	18,900	→
<b>Variance since September 2017</b>	<b>(0.7%)</b>	→



### ACTIVITY

Cumulative percentage of contracted UDA delivered 2018 & 2019



Month	Adjusted Scheduled Activity (UDA)	
	2018	2019
April	2,167	1,854
May	5,254	4,743
June	8,181	7,388
July	12,539	11,078
August	16,488	14,425
September	19,398	17,913
October	23,129	
November	26,278	
December	29,186	
January	32,379	
February	35,671	
March	40,483	
April	41,801	
May	41,898	
June	41,988	

### QUALITY

	Quantity	Base Number	Contract	AT	Region	England
% of FP17s for the same patient ID Re-attending within 3 months - Children	258	3,168	8.1%	11.2%	11.1%	11.6%
% of FP17s for the same patient ID Re-attending within 3 months - Adults	1,523	8,102	18.8%	14.8%	15.3%	15.5%
% of FP17s for the same patient ID Re-attending between 3 & 9 months - Children	1,465	3,168	46.2%	58.6%	61.1%	58.8%
% of FP17s for the same patient ID Re-attending between 3 & 9 months - Adults	3,083	8,102	38.1%	49.3%	52.3%	51.1%
% of FP17s for Band 1 Urgent Courses	1,406	9,031	15.6%	9.7%	9.5%	9.0%
% of FP17s Relating to Free Repair or Replacements	139	9,031	1.5%	0.7%	0.7%	0.8%
% of FP17s Relating to Continuations	70	9,031	0.8%	0.6%	0.8%	0.9%
% of Patients satisfied with the dentistry they have received	7	7	N/A	95.6%	93.6%	93.3%
% of Patients satisfied with the time they had to wait for an appointment	5	7	N/A	88.8%	88.8%	88.9%

\* This is based on patients treated on this contract for their most recent course of treatment. Figures in italics indicate the base number of FP17s or Patient Questionnaire responses are less than 100. N/A is shown where the base number of responses is less than 10 during the period. % is calculated as Quantity/Base number\*100

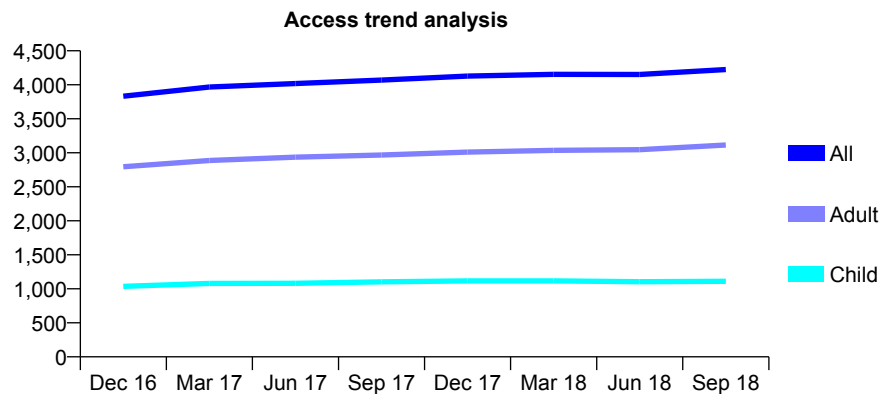
## Q69 - Vital Signs At a Glance Contract Report for 683396/0001 - September 2018

Name or company name	Bourbon Street Dental Care
Contract type name	GDS Contract
Purpose of contract	General
Contract start date	01/04/2006
Contract end date	

18/19 Contracted general activity (UDA)	11,630
Carry forward general activity (UDA)	180
18/19 Contracted orthodontic activity (UOA)	0
Carry forward orthodontic activity (UOA)	0
Baseline contract value	£359,721.19

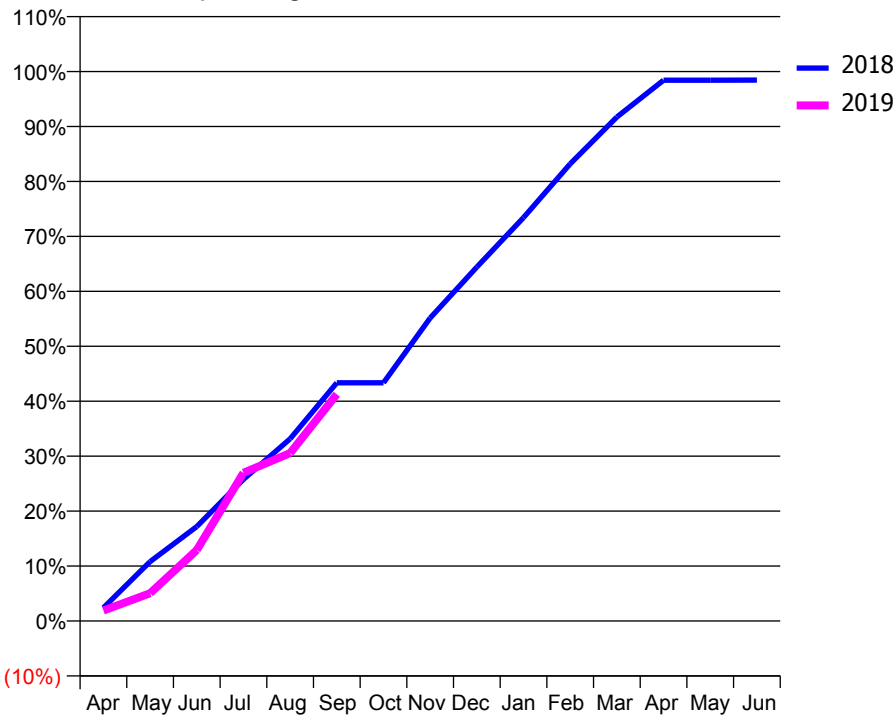
### ACCESS\*

Patients seen in 24 months	Total	Change since previous quarter
Quarter ending September 2017	4,070	
Quarter ending December 2017	4,128	→
Quarter ending March 2018	4,153	→
Quarter ending June 2018	4,152	→
Quarter ending September 2018	4,225	→
<b>Variance since September 2017</b>	<b>3.8%</b>	<b>↑</b>



### ACTIVITY

Cumulative percentage of contracted UDA delivered 2018 & 2019



Month	Adjusted Scheduled Activity (UDA)	
	2018	2019
April	281	222
May	1,258	588
June	1,999	1,504
July	2,998	3,136
August	3,858	3,555
September	5,042	4,800
October	5,042	
November	6,415	
December	7,491	
January	8,540	
February	9,676	
March	10,666	
April	11,446	
May	11,445	
June	11,449	

### QUALITY

	Quantity	Base Number	Contract	AT	Region	England
% of FP17s for the same patient ID Re-attending within 3 months - Children	46	683	6.7%	11.2%	11.1%	11.6%
% of FP17s for the same patient ID Re-attending within 3 months - Adults	192	1,676	11.5%	14.8%	15.3%	15.5%
% of FP17s for the same patient ID Re-attending between 3 & 9 months - Children	294	683	43.0%	58.6%	61.1%	58.8%
% of FP17s for the same patient ID Re-attending between 3 & 9 months - Adults	507	1,676	30.3%	49.3%	52.3%	51.1%
% of FP17s for Band 1 Urgent Courses	95	2,075	4.6%	9.7%	9.5%	9.0%
% of FP17s Relating to Free Repair or Replacements	8	2,075	0.4%	0.7%	0.7%	0.8%
% of FP17s Relating to Continuations	50	2,075	2.4%	0.6%	0.8%	0.9%
% of Patients satisfied with the dentistry they have received	2	2	N/A	95.6%	93.6%	93.3%
% of Patients satisfied with the time they had to wait for an appointment	2	2	N/A	88.8%	88.8%	88.9%

\* This is based on patients treated on this contract for their most recent course of treatment. Figures in italics indicate the base number of FP17s or Patient Questionnaire responses are less than 100. N/A is shown where the base number of responses is less than 10 during the period. % is calculated as Quantity/Base number\*100

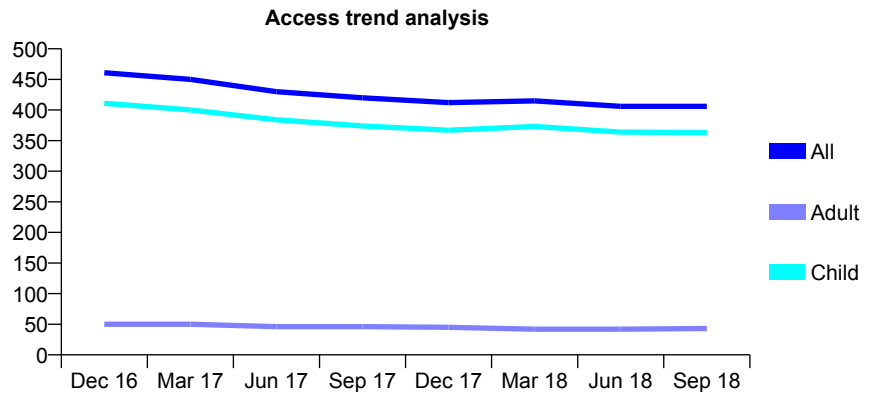
## Q69 - Vital Signs At a Glance Contract Report for 683760/0001 - September 2018

Name or company name	MR CJ MORRIS
Contract type name	GDS Contract
Purpose of contract	General
Contract start date	01/12/2013
Contract end date	

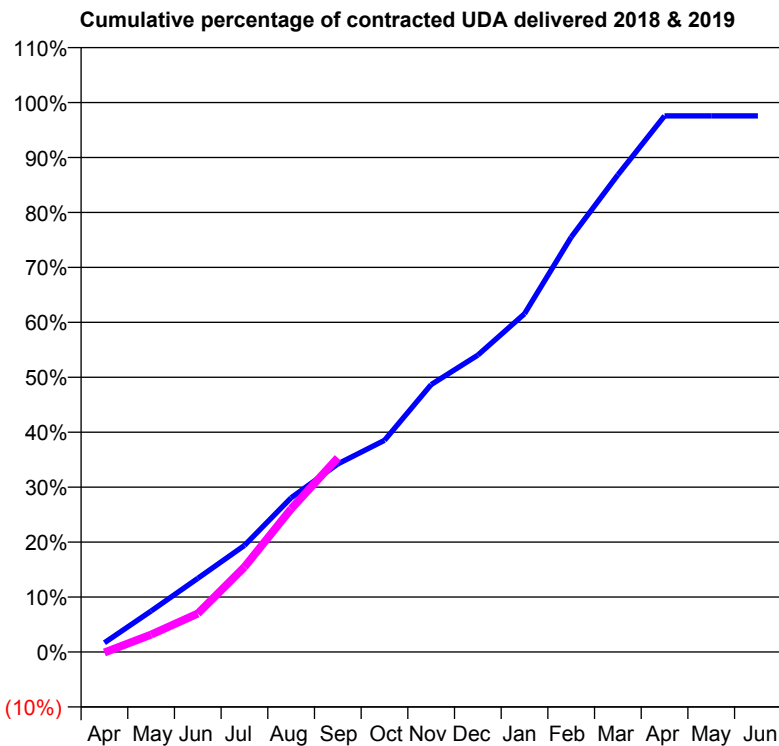
18/19 Contracted general activity (UDA)	1,443
Carry forward general activity (UDA)	35
18/19 Contracted orthodontic activity (UOA)	0
Carry forward orthodontic activity (UOA)	0
Baseline contract value	£29,469.46

### ACCESS\*

Patients seen in 24 months	Total	Change since previous quarter
Quarter ending September 2017	420	
Quarter ending December 2017	412	↓
Quarter ending March 2018	415	→
Quarter ending June 2018	406	↓
Quarter ending September 2018	406	→
<b>Variance since September 2017</b>	<b>(3.3%)</b>	<b>↓</b>



### ACTIVITY



Month	Adjusted Scheduled Activity (UDA)	
	2018	2019
April	24	-2
May	108	46
June	193	101
July	280	223
August	405	376
September	494	510
October	556	
November	702	
December	780	
January	888	
February	1,089	
March	1,253	
April	1,408	
May	1,408	
June	1,408	

### QUALITY

	Quantity	Base Number	Contract	AT	Region	England
% of FP17s for the same patient ID Re-attending within 3 months - Children	18	303	5.9%	11.2%	11.1%	11.6%
% of FP17s for the same patient ID Re-attending within 3 months - Adults	0	5	0.0%	14.8%	15.3%	15.5%
% of FP17s for the same patient ID Re-attending between 3 & 9 months - Children	205	303	67.7%	58.6%	61.1%	58.8%
% of FP17s for the same patient ID Re-attending between 3 & 9 months - Adults	1	5	20.0%	49.3%	52.3%	51.1%
% of FP17s for Band 1 Urgent Courses	11	254	4.3%	9.7%	9.5%	9.0%
% of FP17s Relating to Free Repair or Replacements	0	254	0.0%	0.7%	0.7%	0.8%
% of FP17s Relating to Continuations	0	254	0.0%	0.6%	0.8%	0.9%
% of Patients satisfied with the dentistry they have received	1	1	N/A	95.6%	93.6%	93.3%
% of Patients satisfied with the time they had to wait for an appointment	1	1	N/A	88.8%	88.8%	88.9%

\* This is based on patients treated on this contract for their most recent course of treatment. Figures in italics indicate the base number of FP17s or Patient Questionnaire responses are less than 100. N/A is shown where the base number of responses is less than 10 during the period. % is calculated as Quantity/Base number\*100



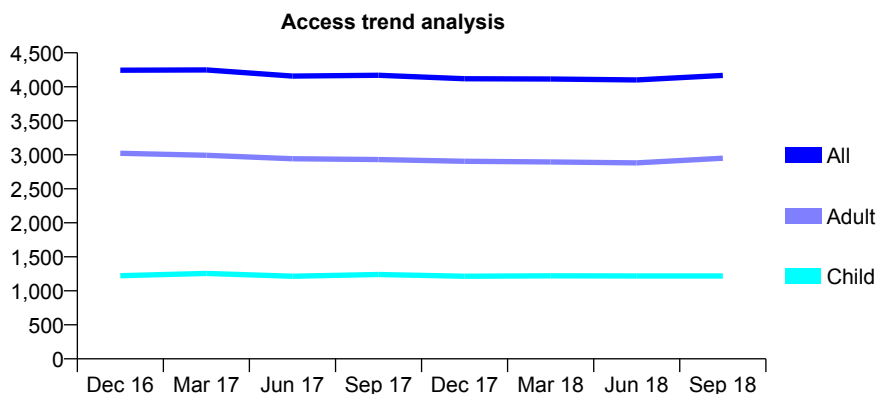
## Q69 - Vital Signs At a Glance Contract Report for 684163/0001 - September 2018

Name or company name	MR PW NILAND
Contract type name	GDS Contract
Purpose of contract	General
Contract start date	01/11/2007
Contract end date	

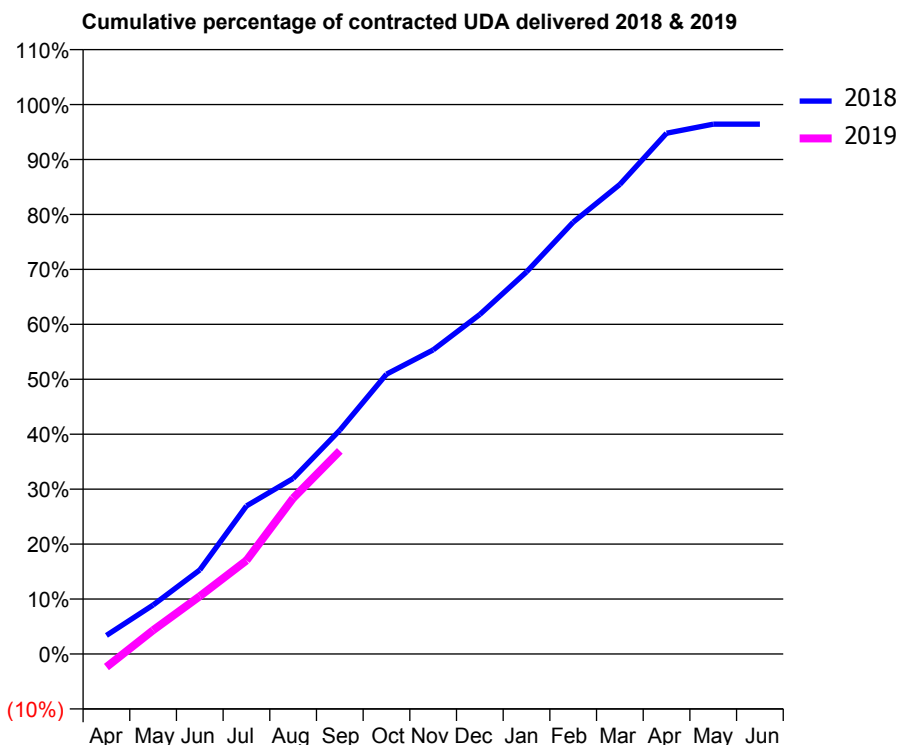
18/19 Contracted general activity (UDA)	10,400
Carry forward general activity (UDA)	372
18/19 Contracted orthodontic activity (UOA)	0
Carry forward orthodontic activity (UOA)	0
Baseline contract value	£304,778.54

### ACCESS\*

Patients seen in 24 months	Total	Change since previous quarter
Quarter ending September 2017	4,170	
Quarter ending December 2017	4,119	↓
Quarter ending March 2018	4,115	→
Quarter ending June 2018	4,101	→
Quarter ending September 2018	4,168	→
<b>Variance since September 2017</b>	<b>(0.0%)</b>	→



### ACTIVITY



Month	Adjusted Scheduled Activity (UDA)	
	2018	2019
April	353	-249
May	927	450
June	1,591	1,095
July	2,803	1,771
August	3,324	2,949
September	4,236	3,846
October	5,297	
November	5,756	
December	6,427	
January	7,232	
February	8,173	
March	8,887	
April	9,857	
May	10,028	
June	10,028	

### QUALITY

	Quantity	Base Number	Contract	AT	Region	England
% of FP17s for the same patient ID Re-attending within 3 months - Children	63	931	6.8%	11.2%	11.1%	11.6%
% of FP17s for the same patient ID Re-attending within 3 months - Adults	229	1,826	12.5%	14.8%	15.3%	15.5%
% of FP17s for the same patient ID Re-attending between 3 & 9 months - Children	465	931	49.9%	58.6%	61.1%	58.8%
% of FP17s for the same patient ID Re-attending between 3 & 9 months - Adults	652	1,826	35.7%	49.3%	52.3%	51.1%
% of FP17s for Band 1 Urgent Courses	89	2,306	3.9%	9.7%	9.5%	9.0%
% of FP17s Relating to Free Repair or Replacements	8	2,306	0.3%	0.7%	0.7%	0.8%
% of FP17s Relating to Continuations	78	2,306	3.4%	0.6%	0.8%	0.9%
% of Patients satisfied with the dentistry they have received	2	2	N/A	95.6%	93.6%	93.3%
% of Patients satisfied with the time they had to wait for an appointment	2	2	N/A	88.8%	88.8%	88.9%

\* This is based on patients treated on this contract for their most recent course of treatment. Figures in italics indicate the base number of FP17s or Patient Questionnaire responses are less than 100. N/A is shown where the base number of responses is less than 10 during the period. % is calculated as Quantity/Base number\*100

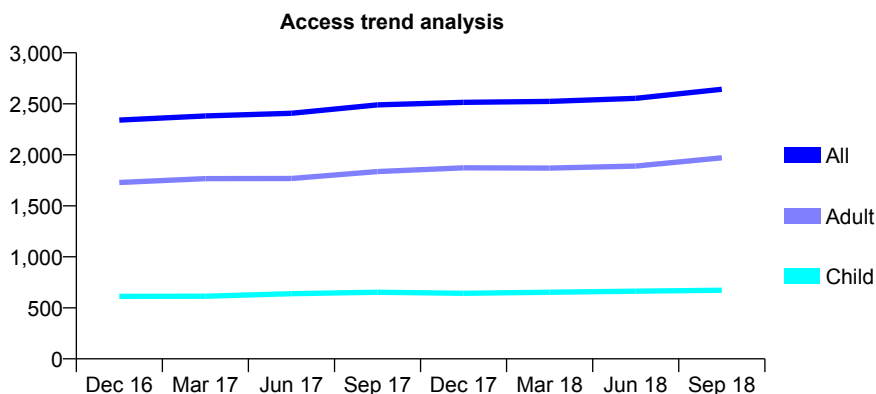
## Q69 - Vital Signs At a Glance Contract Report for 688118/0001 - September 2018

Name or company name	MR C SANTODOMINGO RUBIDO
Contract type name	GDS Contract
Purpose of contract	General
Contract start date	01/04/2014
Contract end date	

18/19 Contracted general activity (UDA)	7,974
Carry forward general activity (UDA)	-20
18/19 Contracted orthodontic activity (UOA)	0
Carry forward orthodontic activity (UOA)	0
Baseline contract value	£198,901.53

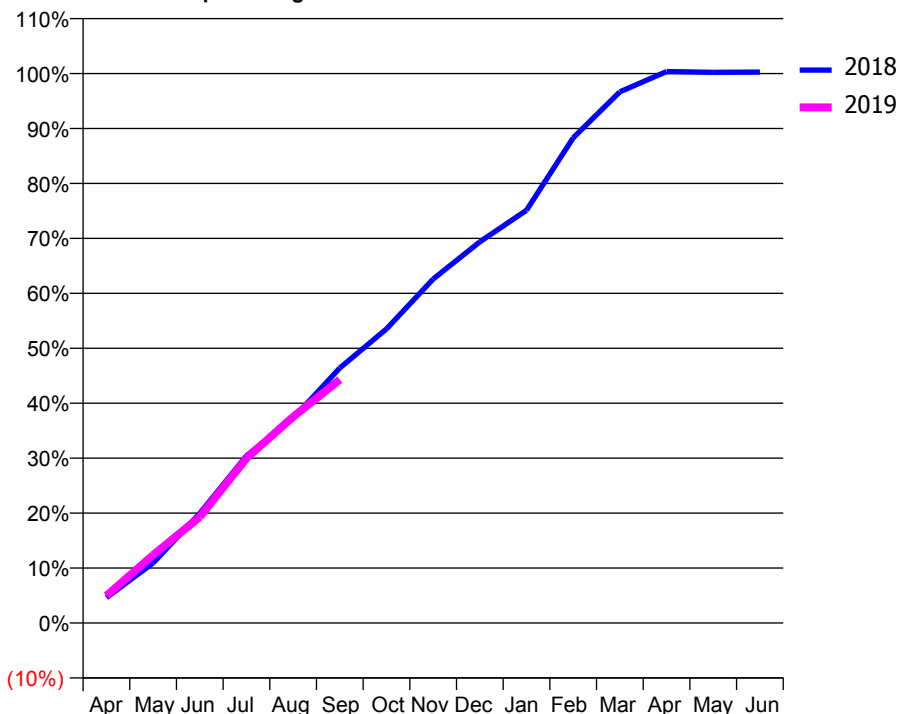
### ACCESS\*

Patients seen in 24 months	Total	Change since previous quarter
Quarter ending September 2017	2,489	
Quarter ending December 2017	2,515	→
Quarter ending March 2018	2,523	→
Quarter ending June 2018	2,553	→
Quarter ending September 2018	2,642	↑
<b>Variance since September 2017</b>	<b>6.1%</b>	<b>↑</b>



### ACTIVITY

Cumulative percentage of contracted UDA delivered 2018 & 2019



Month	Adjusted Scheduled Activity (UDA)	
	2018	2019
April	369	396
May	871	986
June	1,592	1,538
July	2,427	2,391
August	2,971	2,992
September	3,700	3,532
October	4,268	
November	4,992	
December	5,532	
January	5,989	
February	7,041	
March	7,708	
April	8,003	
May	7,992	
June	7,995	

### QUALITY

	Quantity	Base Number	Contract	AT	Region	England
% of FP17s for the same patient ID Re-attending within 3 months - Children	17	381	4.5%	11.2%	11.1%	11.6%
% of FP17s for the same patient ID Re-attending within 3 months - Adults	104	1,048	9.9%	14.8%	15.3%	15.5%
% of FP17s for the same patient ID Re-attending between 3 & 9 months - Children	186	381	48.8%	58.6%	61.1%	58.8%
% of FP17s for the same patient ID Re-attending between 3 & 9 months - Adults	446	1,048	42.6%	49.3%	52.3%	51.1%
% of FP17s for Band 1 Urgent Courses	86	1,339	6.4%	9.7%	9.5%	9.0%
% of FP17s Relating to Free Repair or Replacements	7	1,339	0.5%	0.7%	0.7%	0.8%
% of FP17s Relating to Continuations	0	1,339	0.0%	0.6%	0.8%	0.9%
% of Patients satisfied with the dentistry they have received	5	5	N/A	95.6%	93.6%	93.3%
% of Patients satisfied with the time they had to wait for an appointment	4	5	N/A	88.8%	88.8%	88.9%

\* This is based on patients treated on this contract for their most recent course of treatment. Figures in italics indicate the base number of FP17s or Patient Questionnaire responses are less than 100. N/A is shown where the base number of responses is less than 10 during the period. % is calculated as Quantity/Base number\*100

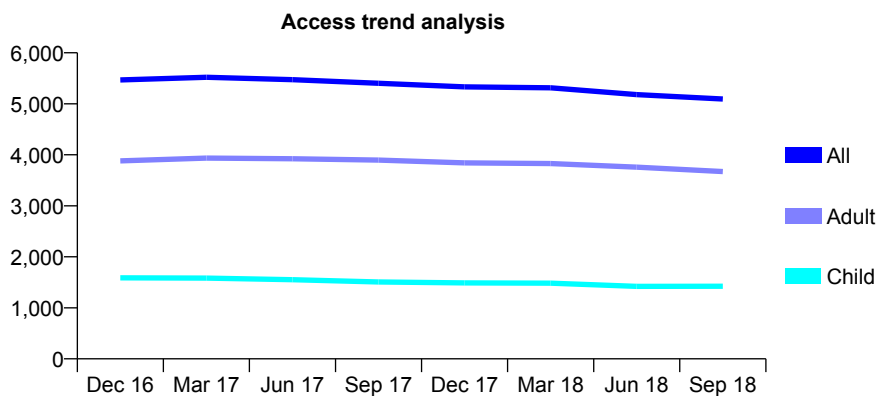
## Q69 - Vital Signs At a Glance Contract Report for 689955/0001 - September 2018

Name or company name	MR DS MALLI
Contract type name	GDS Contract
Purpose of contract	General
Contract start date	01/10/2014
Contract end date	

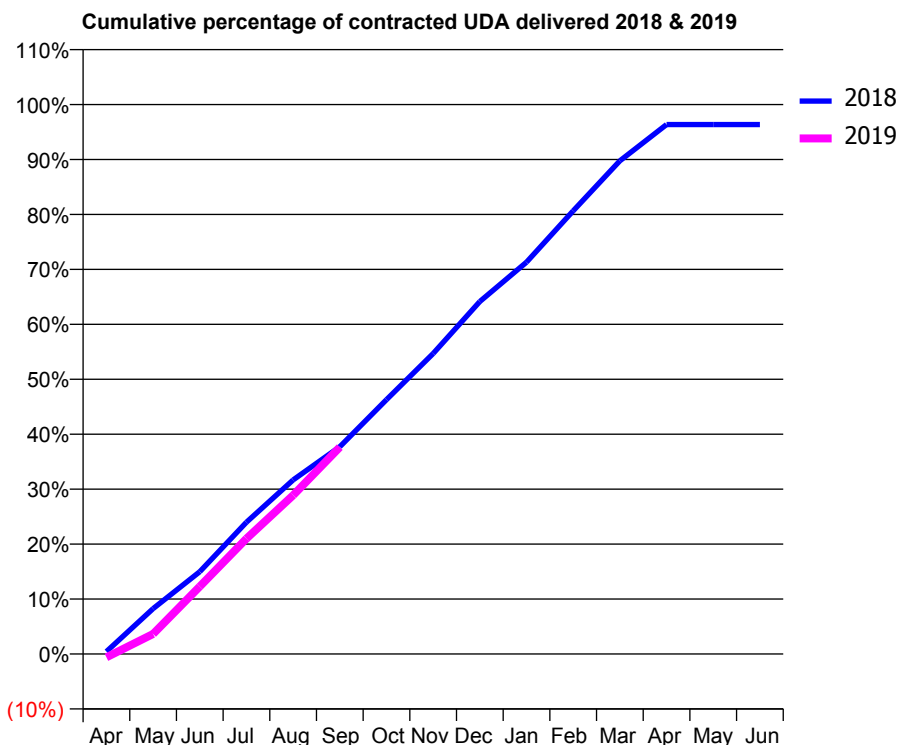
18/19 Contracted general activity (UDA)	12,508
Carry forward general activity (UDA)	455
18/19 Contracted orthodontic activity (UOA)	0
Carry forward orthodontic activity (UOA)	0
Baseline contract value	£343,414.54

### ACCESS\*

Patients seen in 24 months	Total	Change since previous quarter
Quarter ending September 2017	5,403	
Quarter ending December 2017	5,332	↓
Quarter ending March 2018	5,313	→
Quarter ending June 2018	5,180	↓
Quarter ending September 2018	5,094	↓
<b>Variance since September 2017</b>	<b>(5.7%)</b>	<b>↓</b>



### ACTIVITY



Month	Adjusted Scheduled Activity (UDA)	
	2018	2019
April	55	-78
May	1,035	456
June	1,876	1,537
July	3,002	2,627
August	3,963	3,613
September	4,718	4,710
October	5,789	
November	6,840	
December	8,024	
January	8,918	
February	10,087	
March	11,225	
April	12,052	
May	12,052	
June	12,052	

### QUALITY

	Quantity	Base Number	Contract	AT	Region	England
% of FP17s for the same patient ID Re-attending within 3 months - Children	37	778	4.8%	11.2%	11.1%	11.6%
% of FP17s for the same patient ID Re-attending within 3 months - Adults	177	1,966	9.0%	14.8%	15.3%	15.5%
% of FP17s for the same patient ID Re-attending between 3 & 9 months - Children	309	778	39.7%	58.6%	61.1%	58.8%
% of FP17s for the same patient ID Re-attending between 3 & 9 months - Adults	925	1,966	47.0%	49.3%	52.3%	51.1%
% of FP17s for Band 1 Urgent Courses	141	2,407	5.9%	9.7%	9.5%	9.0%
% of FP17s Relating to Free Repair or Replacements	11	2,407	0.5%	0.7%	0.7%	0.8%
% of FP17s Relating to Continuations	2	2,407	0.1%	0.6%	0.8%	0.9%
% of Patients satisfied with the dentistry they have received	3	3	N/A	95.6%	93.6%	93.3%
% of Patients satisfied with the time they had to wait for an appointment	3	3	N/A	88.8%	88.8%	88.9%

\* This is based on patients treated on this contract for their most recent course of treatment. Figures in italics indicate the base number of FP17s or Patient Questionnaire responses are less than 100. N/A is shown where the base number of responses is less than 10 during the period. % is calculated as Quantity/Base number\*100

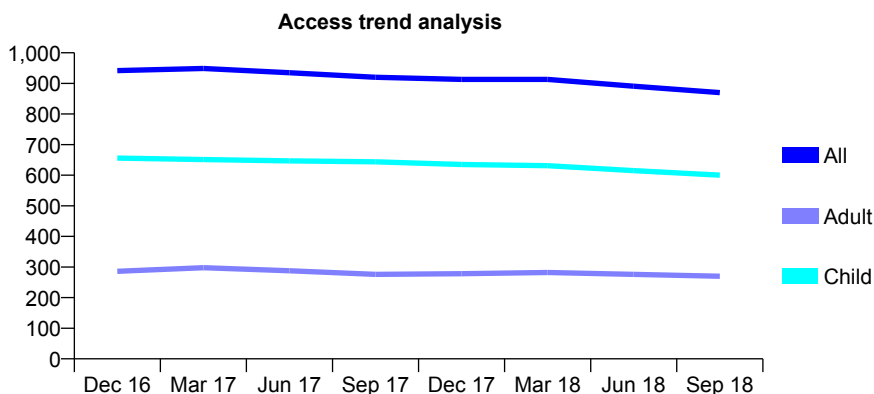
## Q69 - Vital Signs At a Glance Contract Report for 691259/0001 - September 2018

Name or company name	MRS N MAJEVADIA
Contract type name	GDS Contract
Purpose of contract	General
Contract start date	01/04/2014
Contract end date	

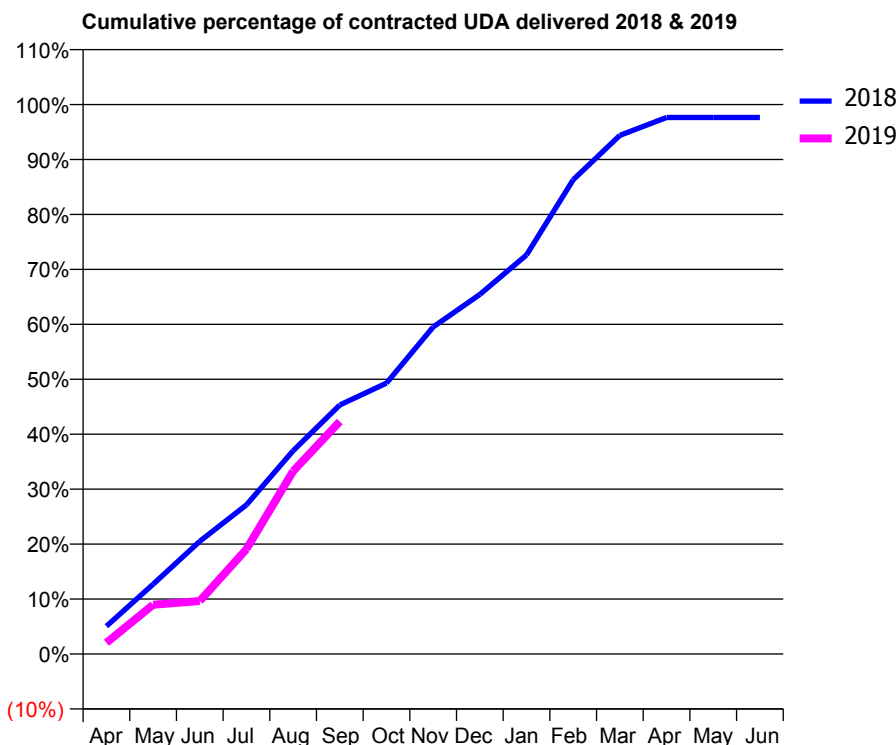
18/19 Contracted general activity (UDA)	2,400
Carry forward general activity (UDA)	56
18/19 Contracted orthodontic activity (UOA)	0
Carry forward orthodontic activity (UOA)	0
Baseline contract value	£55,129.05

### ACCESS\*

Patients seen in 24 months	Total	Change since previous quarter
Quarter ending September 2017	920	
Quarter ending December 2017	913	→
Quarter ending March 2018	913	→
Quarter ending June 2018	891	↓
Quarter ending September 2018	870	↓
<b>Variance since September 2017</b>	<b>(5.4%)</b>	<b>↓</b>



### ACTIVITY



Month	Adjusted Scheduled Activity (UDA)	
	2018	2019
April	121	49
May	305	215
June	492	232
July	651	458
August	888	799
September	1,088	1,015
October	1,183	
November	1,429	
December	1,570	
January	1,743	
February	2,071	
March	2,265	
April	2,343	
May	2,343	
June	2,343	

### QUALITY

	Quantity	Base Number	Contract	AT	Region	England
% of FP17s for the same patient ID Re-attending within 3 months - Children	44	465	9.5%	11.2%	11.1%	11.6%
% of FP17s for the same patient ID Re-attending within 3 months - Adults	25	125	20.0%	14.8%	15.3%	15.5%
% of FP17s for the same patient ID Re-attending between 3 & 9 months - Children	311	465	66.9%	58.6%	61.1%	58.8%
% of FP17s for the same patient ID Re-attending between 3 & 9 months - Adults	67	125	53.6%	49.3%	52.3%	51.1%
% of FP17s for Band 1 Urgent Courses	32	556	5.8%	9.7%	9.5%	9.0%
% of FP17s Relating to Free Repair or Replacements	1	556	0.2%	0.7%	0.7%	0.8%
% of FP17s Relating to Continuations	11	556	2.0%	0.6%	0.8%	0.9%
% of Patients satisfied with the dentistry they have received	0	0	N/A	95.6%	93.6%	93.3%
% of Patients satisfied with the time they had to wait for an appointment	0	0	N/A	88.8%	88.8%	88.9%

\* This is based on patients treated on this contract for their most recent course of treatment. Figures in italics indicate the base number of FP17s or Patient Questionnaire responses are less than 100. N/A is shown where the base number of responses is less than 10 during the period. % is calculated as Quantity/Base number\*100

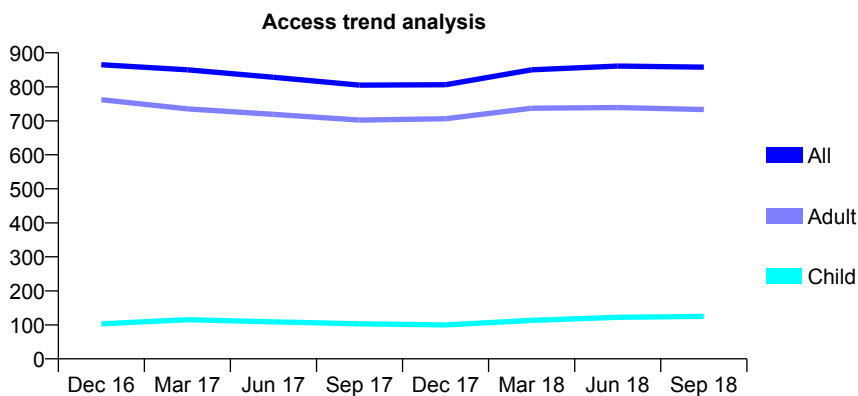
## Q69 - Vital Signs At a Glance Contract Report for 691259/0002 - September 2018

Name or company name	MRS N MAJEVADIA
Contract type name	GDS Contract
Purpose of contract	General
Contract start date	01/08/2014
Contract end date	

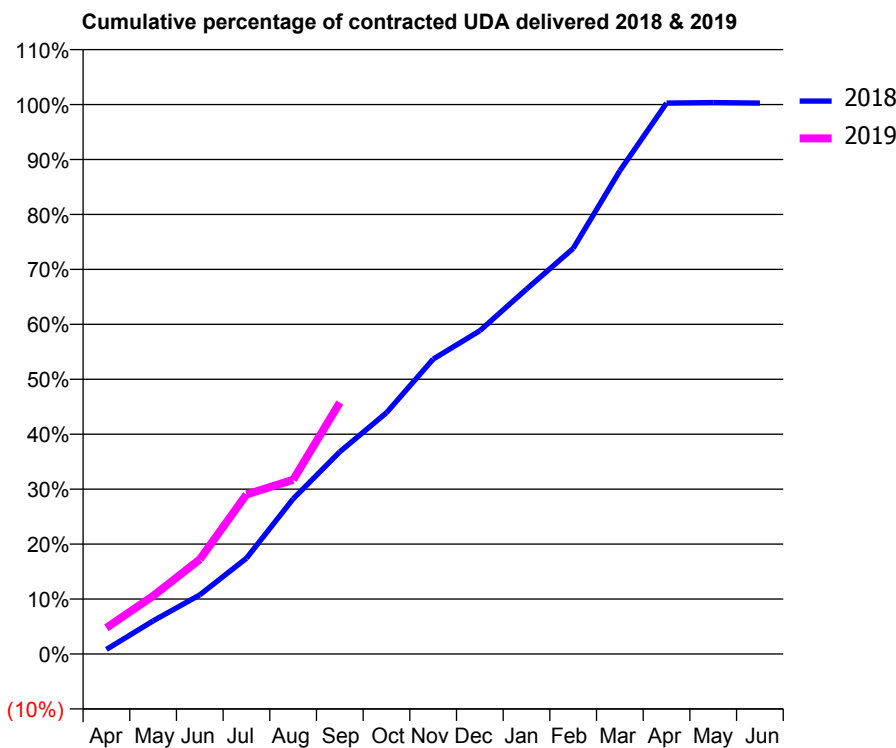
18/19 Contracted general activity (UDA)	3,008
Carry forward general activity (UDA)	-7
18/19 Contracted orthodontic activity (UOA)	0
Carry forward orthodontic activity (UOA)	0
Baseline contract value	£72,640.11

### ACCESS\*

Patients seen in 24 months	Total	Change since previous quarter
Quarter ending September 2017	805	
Quarter ending December 2017	806	→
Quarter ending March 2018	850	↑
Quarter ending June 2018	861	→
Quarter ending September 2018	858	→
<b>Variance since September 2017</b>	<b>6.6%</b>	<b>↑</b>



### ACTIVITY



Adjusted Scheduled Activity (UDA)		
Month	2018	2019
April	25	144
May	181	318
June	323	518
July	524	873
August	849	953
September	1,107	1,377
October	1,321	
November	1,614	
December	1,770	
January	1,997	
February	2,220	
March	2,646	
April	3,016	
May	3,019	
June	3,016	

### QUALITY

	Quantity	Base Number	Contract	AT	Region	England
% of FP17s for the same patient ID Re-attending within 3 months - Children	8	95	8.4%	11.2%	11.1%	11.6%
% of FP17s for the same patient ID Re-attending within 3 months - Adults	50	511	9.8%	14.8%	15.3%	15.5%
% of FP17s for the same patient ID Re-attending between 3 & 9 months - Children	54	95	56.8%	58.6%	61.1%	58.8%
% of FP17s for the same patient ID Re-attending between 3 & 9 months - Adults	323	511	63.2%	49.3%	52.3%	51.1%
% of FP17s for Band 1 Urgent Courses	28	524	5.3%	9.7%	9.5%	9.0%
% of FP17s Relating to Free Repair or Replacements	0	524	0.0%	0.7%	0.7%	0.8%
% of FP17s Relating to Continuations	3	524	0.6%	0.6%	0.8%	0.9%
% of Patients satisfied with the dentistry they have received	0	0	N/A	95.6%	93.6%	93.3%
% of Patients satisfied with the time they had to wait for an appointment	0	0	N/A	88.8%	88.8%	88.9%

\* This is based on patients treated on this contract for their most recent course of treatment. Figures in italics indicate the base number of FP17s or Patient Questionnaire responses are less than 100. N/A is shown where the base number of responses is less than 10 during the period. % is calculated as Quantity/Base number\*100

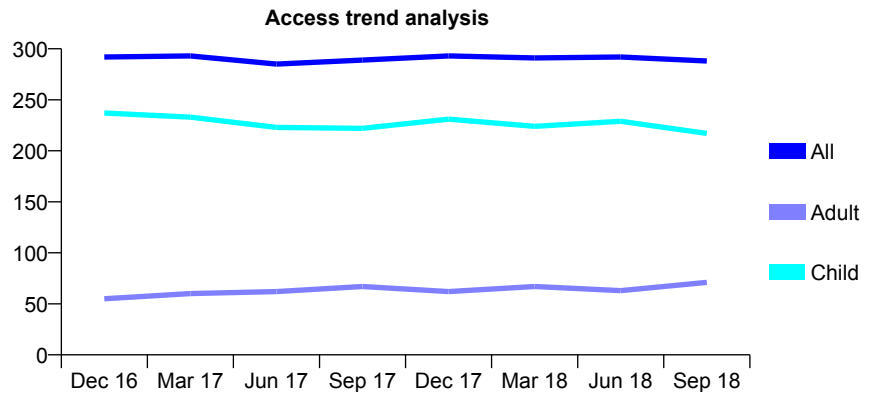
## Q69 - Vital Signs At a Glance Contract Report for 725773/0001 - September 2018

Name or company name	MR MC MARTIN
Contract type name	GDS Contract
Purpose of contract	General
Contract start date	01/04/2006
Contract end date	

18/19 Contracted general activity (UDA)	600
Carry forward general activity (UDA)	0
18/19 Contracted orthodontic activity (UOA)	0
Carry forward orthodontic activity (UOA)	0
Baseline contract value	£14,354.46

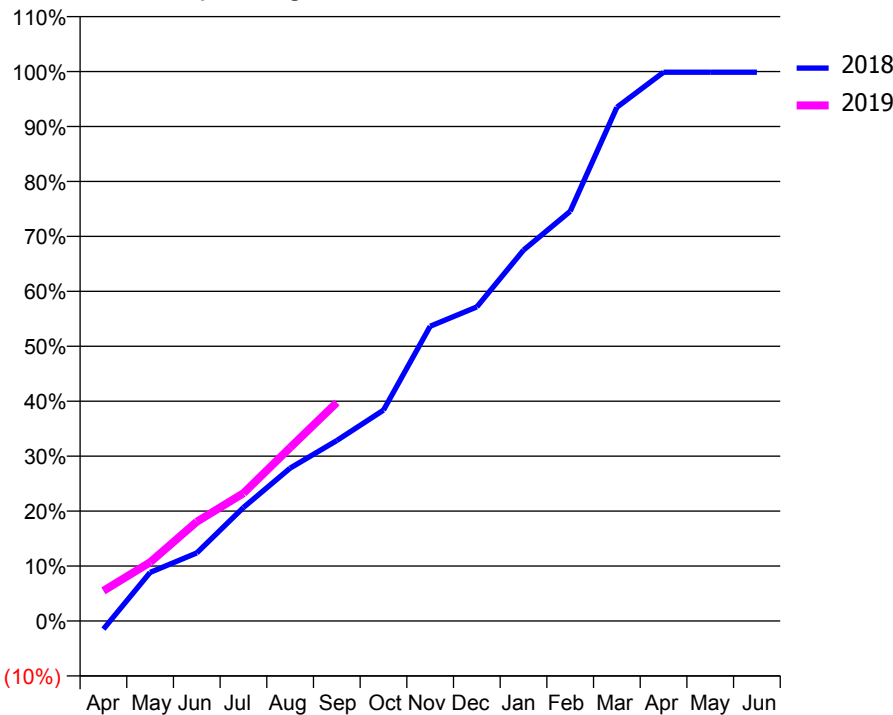
### ACCESS\*

Patients seen in 24 months	Total	Change since previous quarter
Quarter ending September 2017	289	
Quarter ending December 2017	293	→
Quarter ending March 2018	291	→
Quarter ending June 2018	292	→
Quarter ending September 2018	288	↓
<b>Variance since September 2017</b>	<b>(0.3%)</b>	<b>→</b>



### ACTIVITY

Cumulative percentage of contracted UDA delivered 2018 & 2019



Month	Adjusted Scheduled Activity (UDA)	
	2018	2019
April	-9	33
May	53	64
June	74	108
July	124	140
August	167	189
September	197	239
October	230	
November	322	
December	343	
January	405	
February	447	
March	561	
April	599	
May	599	
June	599	

### QUALITY

	Quantity	Base Number	Contract	AT	Region	England
% of FP17s for the same patient ID Re-attending within 3 months - Children	11	174	6.3%	11.2%	11.1%	11.6%
% of FP17s for the same patient ID Re-attending within 3 months - Adults	3	37	8.1%	14.8%	15.3%	15.5%
% of FP17s for the same patient ID Re-attending between 3 & 9 months - Children	116	174	66.7%	58.6%	61.1%	58.8%
% of FP17s for the same patient ID Re-attending between 3 & 9 months - Adults	21	37	56.8%	49.3%	52.3%	51.1%
% of FP17s for Band 1 Urgent Courses	8	187	4.3%	9.7%	9.5%	9.0%
% of FP17s Relating to Free Repair or Replacements	0	187	0.0%	0.7%	0.7%	0.8%
% of FP17s Relating to Continuations	0	187	0.0%	0.6%	0.8%	0.9%
% of Patients satisfied with the dentistry they have received	0	0	N/A	95.6%	93.6%	93.3%
% of Patients satisfied with the time they had to wait for an appointment	0	0	N/A	88.8%	88.8%	88.9%

\* This is based on patients treated on this contract for their most recent course of treatment. Figures in italics indicate the base number of FP17s or Patient Questionnaire responses are less than 100. N/A is shown where the base number of responses is less than 10 during the period. % is calculated as Quantity/Base number\*100

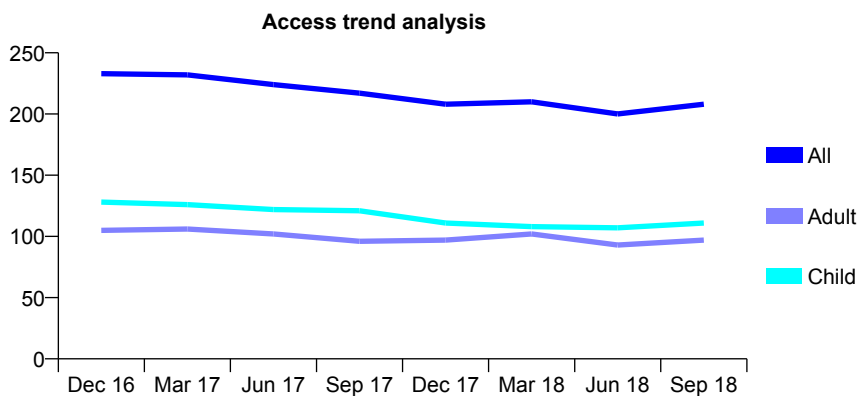
## Q69 - Vital Signs At a Glance Contract Report for 732605/0002 - September 2018

Name or company name	MR DW COX
Contract type name	GDS Contract
Purpose of contract	General
Contract start date	01/04/2006
Contract end date	

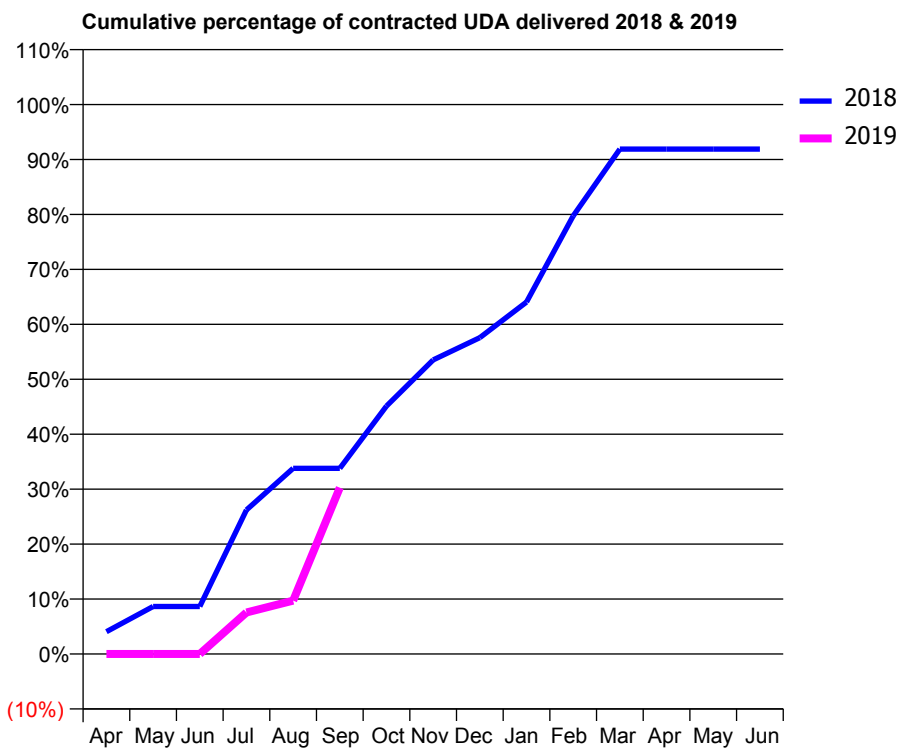
18/19 Contracted general activity (UDA)	370
Carry forward general activity (UDA)	0
18/19 Contracted orthodontic activity (UOA)	0
Carry forward orthodontic activity (UOA)	0
Baseline contract value	£8,558.95

### ACCESS\*

Patients seen in 24 months	Total	Change since previous quarter
Quarter ending September 2017	217	
Quarter ending December 2017	208	↓
Quarter ending March 2018	210	→
Quarter ending June 2018	200	↓
Quarter ending September 2018	208	↑
<b>Variance since September 2017</b>	<b>(4.1%)</b>	<b>↓</b>



### ACTIVITY



Adjusted Scheduled Activity (UDA)		
Month	2018	2019
April	15	0
May	32	0
June	32	0
July	97	28
August	125	36
September	125	112
October	167	
November	198	
December	213	
January	237	
February	295	
March	340	
April	340	
May	340	
June	340	

### QUALITY

	Quantity	Base Number	Contract	AT	Region	England
% of FP17s for the same patient ID Re-attending within 3 months - Children	4	76	5.3%	11.2%	11.1%	11.6%
% of FP17s for the same patient ID Re-attending within 3 months - Adults	1	47	2.1%	14.8%	15.3%	15.5%
% of FP17s for the same patient ID Re-attending between 3 & 9 months - Children	44	76	57.9%	58.6%	61.1%	58.8%
% of FP17s for the same patient ID Re-attending between 3 & 9 months - Adults	30	47	63.8%	49.3%	52.3%	51.1%
% of FP17s for Band 1 Urgent Courses	0	117	0.0%	9.7%	9.5%	9.0%
% of FP17s Relating to Free Repair or Replacements	0	117	0.0%	0.7%	0.7%	0.8%
% of FP17s Relating to Continuations	0	117	0.0%	0.6%	0.8%	0.9%
% of Patients satisfied with the dentistry they have received	0	0	N/A	95.6%	93.6%	93.3%
% of Patients satisfied with the time they had to wait for an appointment	0	0	N/A	88.8%	88.8%	88.9%

\* This is based on patients treated on this contract for their most recent course of treatment. Figures in italics indicate the base number of FP17s or Patient Questionnaire responses are less than 100. N/A is shown where the base number of responses is less than 10 during the period. % is calculated as Quantity/Base number\*100



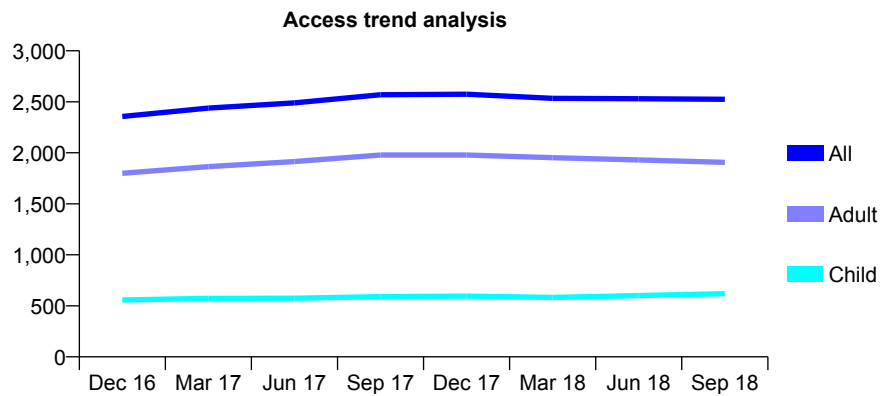
## Q69 - Vital Signs At a Glance Contract Report for 736686/0002 - September 2018

Name or company name	MR DA DUFFY
Contract type name	GDS Contract
Purpose of contract	General
Contract start date	01/04/2006
Contract end date	

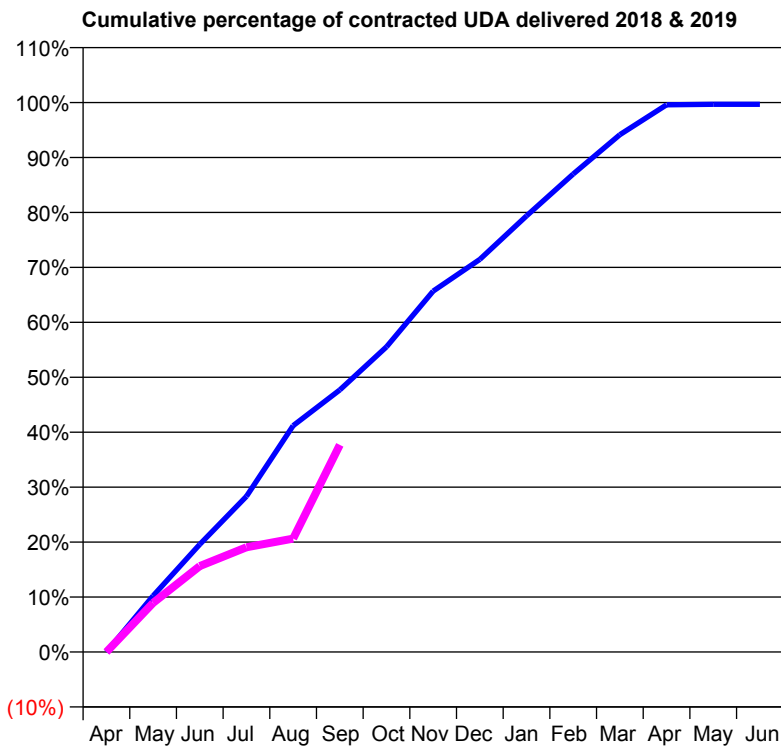
18/19 Contracted general activity (UDA)	6,186
Carry forward general activity (UDA)	0
18/19 Contracted orthodontic activity (UOA)	0
Carry forward orthodontic activity (UOA)	0
Baseline contract value	£163,049.47

### ACCESS\*

Patients seen in 24 months	Total	Change since previous quarter
Quarter ending September 2017	2,569	
Quarter ending December 2017	2,575	→
Quarter ending March 2018	2,534	↓
Quarter ending June 2018	2,530	→
Quarter ending September 2018	2,525	→
<b>Variance since September 2017</b>	<b>(1.7%)</b>	<b>↓</b>



### ACTIVITY



Month	Adjusted Scheduled Activity (UDA)	
	2018	2019
April	0	0
May	633	553
June	1,213	967
July	1,753	1,179
August	2,548	1,277
September	2,951	2,333
October	3,436	
November	4,063	
December	4,420	
January	4,910	
February	5,381	
March	5,824	
April	6,160	
May	6,166	
June	6,166	

### QUALITY

	Quantity	Base Number	Contract	AT	Region	England
% of FP17s for the same patient ID Re-attending within 3 months - Children	14	412	3.4%	11.2%	11.1%	11.6%
% of FP17s for the same patient ID Re-attending within 3 months - Adults	98	1,200	8.2%	14.8%	15.3%	15.5%
% of FP17s for the same patient ID Re-attending between 3 & 9 months - Children	188	412	45.6%	58.6%	61.1%	58.8%
% of FP17s for the same patient ID Re-attending between 3 & 9 months - Adults	712	1,200	59.3%	49.3%	52.3%	51.1%
% of FP17s for Band 1 Urgent Courses	105	1,427	7.4%	9.7%	9.5%	9.0%
% of FP17s Relating to Free Repair or Replacements	2	1,427	0.1%	0.7%	0.7%	0.8%
% of FP17s Relating to Continuations	1	1,427	0.1%	0.6%	0.8%	0.9%
% of Patients satisfied with the dentistry they have received	0	0	N/A	95.6%	93.6%	93.3%
% of Patients satisfied with the time they had to wait for an appointment	0	0	N/A	88.8%	88.8%	88.9%

\* This is based on patients treated on this contract for their most recent course of treatment. Figures in italics indicate the base number of FP17s or Patient Questionnaire responses are less than 100. N/A is shown where the base number of responses is less than 10 during the period. % is calculated as Quantity/Base number\*100

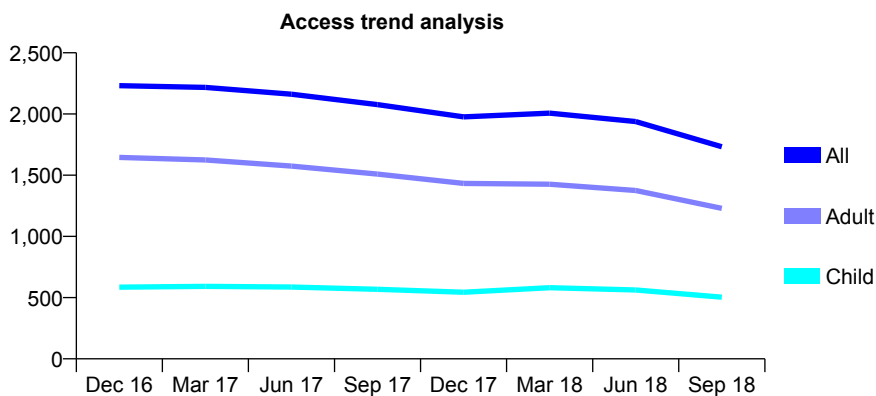
## Q69 - Vital Signs At a Glance Contract Report for 737356/0001 - September 2018

Name or company name	MISS MJ HARDMAN
Contract type name	GDS Contract
Purpose of contract	General
Contract start date	01/04/2006
Contract end date	

18/19 Contracted general activity (UDA)	6,493
Carry forward general activity (UDA)	0
18/19 Contracted orthodontic activity (UOA)	0
Carry forward orthodontic activity (UOA)	0
Baseline contract value	£155,008.07

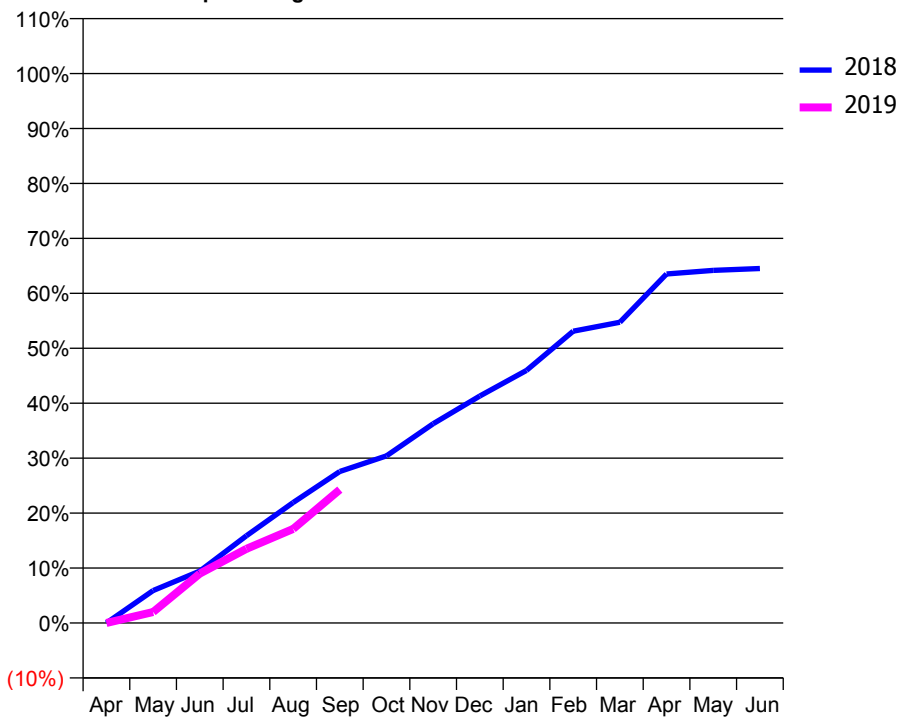
### ACCESS\*

Patients seen in 24 months	Total	Change since previous quarter
Quarter ending September 2017	2,077	
Quarter ending December 2017	1,977	↓
Quarter ending March 2018	2,007	→
Quarter ending June 2018	1,938	↓
Quarter ending September 2018	1,733	↓
<b>Variance since September 2017</b>	<b>(16.6%)</b>	<b>↓</b>



### ACTIVITY

Cumulative percentage of contracted UDA delivered 2018 & 2019



Adjusted Scheduled Activity (UDA)

Month	2018	2019
April	0	0
May	384	130
June	614	583
July	1,031	877
August	1,424	1,111
September	1,791	1,576
October	1,975	
November	2,355	
December	2,683	
January	2,986	
February	3,449	
March	3,553	
April	4,124	
May	4,167	
June	4,189	

### QUALITY

	Quantity	Base Number	Contract	AT	Region	England
% of FP17s for the same patient ID Re-attending within 3 months - Children	13	477	2.7%	11.2%	11.1%	11.6%
% of FP17s for the same patient ID Re-attending within 3 months - Adults	49	759	6.5%	14.8%	15.3%	15.5%
% of FP17s for the same patient ID Re-attending between 3 & 9 months - Children	301	477	63.1%	58.6%	61.1%	58.8%
% of FP17s for the same patient ID Re-attending between 3 & 9 months - Adults	453	759	59.7%	49.3%	52.3%	51.1%
% of FP17s for Band 1 Urgent Courses	21	862	2.4%	9.7%	9.5%	9.0%
% of FP17s Relating to Free Repair or Replacements	5	862	0.6%	0.7%	0.7%	0.8%
% of FP17s Relating to Continuations	1	862	0.1%	0.6%	0.8%	0.9%
% of Patients satisfied with the dentistry they have received	0	0	N/A	95.6%	93.6%	93.3%
% of Patients satisfied with the time they had to wait for an appointment	0	0	N/A	88.8%	88.8%	88.9%

\* This is based on patients treated on this contract for their most recent course of treatment. Figures in italics indicate the base number of FP17s or Patient Questionnaire responses are less than 100. N/A is shown where the base number of responses is less than 10 during the period. % is calculated as Quantity/Base number\*100

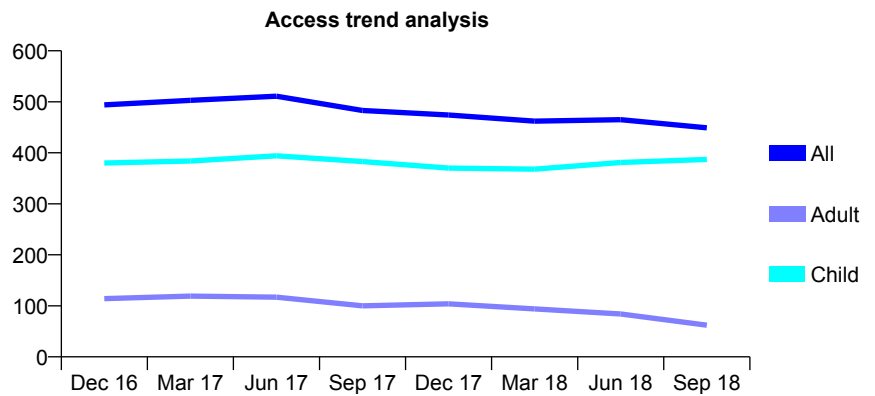
## Q69 - Vital Signs At a Glance Contract Report for 740616/0001 - September 2018

Name or company name	MR R PARMAR
Contract type name	GDS Contract
Purpose of contract	General
Contract start date	01/04/2006
Contract end date	

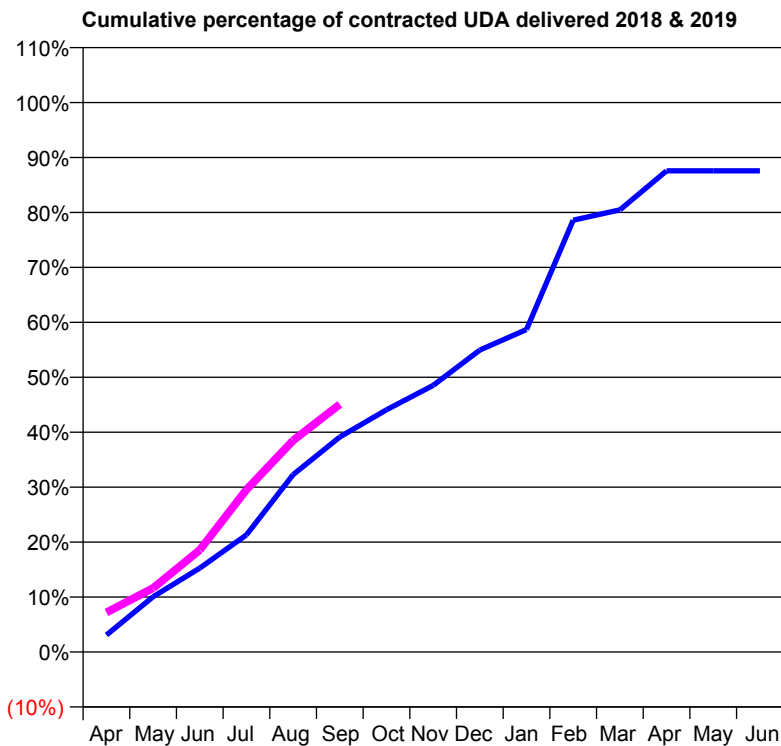
18/19 Contracted general activity (UDA)	750
Carry forward general activity (UDA)	0
18/19 Contracted orthodontic activity (UOA)	0
Carry forward orthodontic activity (UOA)	0
Baseline contract value	£16,609.39

### ACCESS\*

Patients seen in 24 months	Total	Change since previous quarter
Quarter ending September 2017	483	
Quarter ending December 2017	474	↓
Quarter ending March 2018	462	↓
Quarter ending June 2018	465	→
Quarter ending September 2018	449	↓
<b>Variance since September 2017</b>	<b>(7.0%)</b>	<b>↓</b>



### ACTIVITY



Adjusted Scheduled Activity (UDA)		
Month	2018	2019
April	23	54
May	75	87
June	115	139
July	160	222
August	242	289
September	293	338
October	331	
November	364	
December	412	
January	440	
February	589	
March	603	
April	657	
May	657	
June	657	

### QUALITY

	Quantity	Base Number	Contract	AT	Region	England
% of FP17s for the same patient ID Re-attending within 3 months - Children	14	309	4.5%	11.2%	11.1%	11.6%
% of FP17s for the same patient ID Re-attending within 3 months - Adults	3	17	17.6%	14.8%	15.3%	15.5%
% of FP17s for the same patient ID Re-attending between 3 & 9 months - Children	175	309	56.6%	58.6%	61.1%	58.8%
% of FP17s for the same patient ID Re-attending between 3 & 9 months - Adults	6	17	35.3%	49.3%	52.3%	51.1%
% of FP17s for Band 1 Urgent Courses	5	281	1.8%	9.7%	9.5%	9.0%
% of FP17s Relating to Free Repair or Replacements	0	281	0.0%	0.7%	0.7%	0.8%
% of FP17s Relating to Continuations	1	281	0.4%	0.6%	0.8%	0.9%
% of Patients satisfied with the dentistry they have received	0	0	N/A	95.6%	93.6%	93.3%
% of Patients satisfied with the time they had to wait for an appointment	0	0	N/A	88.8%	88.8%	88.9%

\* This is based on patients treated on this contract for their most recent course of treatment. Figures in italics indicate the base number of FP17s or Patient Questionnaire responses are less than 100. N/A is shown where the base number of responses is less than 10 during the period. % is calculated as Quantity/Base number\*100

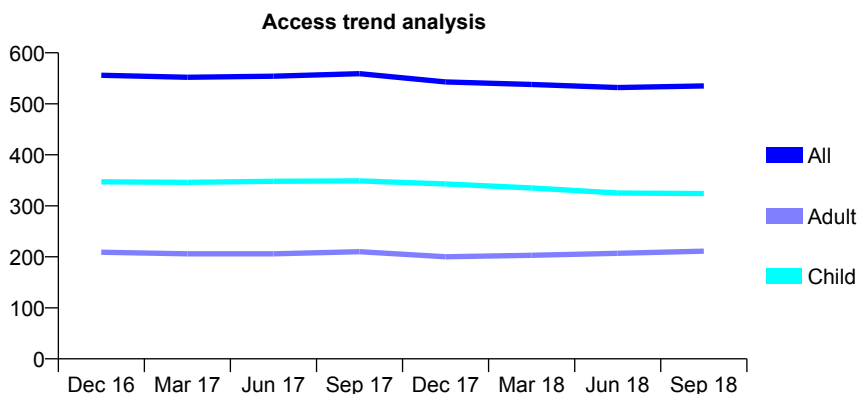
## Q69 - Vital Signs At a Glance Contract Report for 741523/0001 - September 2018

Name or company name	MR JE MILLER
Contract type name	GDS Contract
Purpose of contract	General
Contract start date	01/07/2007
Contract end date	

18/19 Contracted general activity (UDA)	850
Carry forward general activity (UDA)	0
18/19 Contracted orthodontic activity (UOA)	0
Carry forward orthodontic activity (UOA)	0
Baseline contract value	£20,328.33

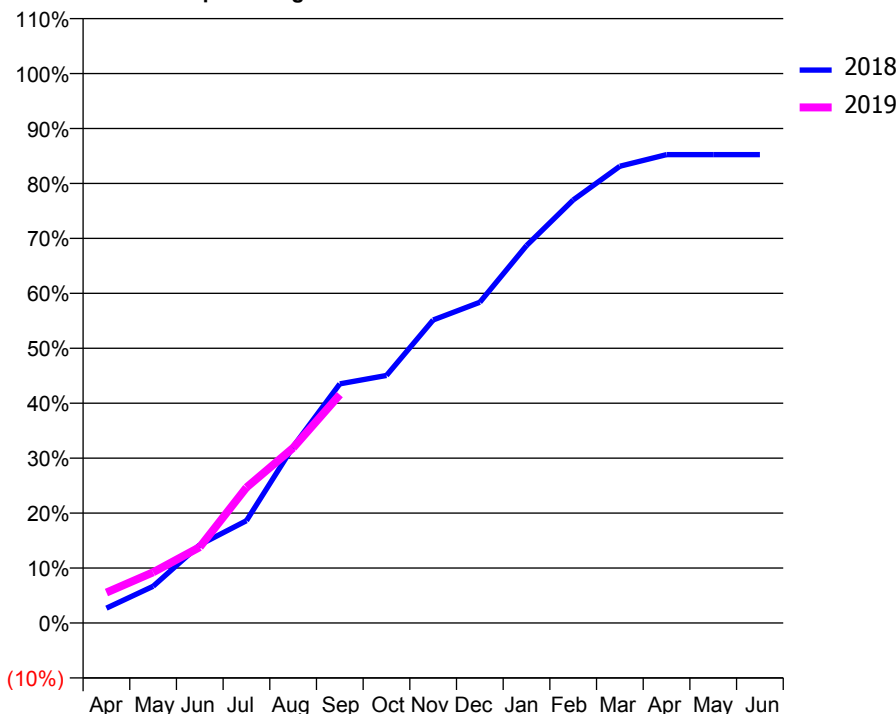
### ACCESS\*

Patients seen in 24 months	Total	Change since previous quarter
Quarter ending September 2017	559	
Quarter ending December 2017	543	↓
Quarter ending March 2018	538	→
Quarter ending June 2018	532	↓
Quarter ending September 2018	535	→
<b>Variance since September 2017</b>	<b>(4.3%)</b>	<b>↓</b>



### ACTIVITY

Cumulative percentage of contracted UDA delivered 2018 & 2019



Adjusted Scheduled Activity (UDA)

Month	2018	2019
April	23	47
May	57	78
June	121	117
July	158	210
August	273	271
September	370	353
October	383	
November	469	
December	496	
January	584	
February	654	
March	707	
April	725	
May	725	
June	725	

### QUALITY

	Quantity	Base Number	Contract	AT	Region	England
% of FP17s for the same patient ID Re-attending within 3 months - Children	4	201	2.0%	11.2%	11.1%	11.6%
% of FP17s for the same patient ID Re-attending within 3 months - Adults	1	101	1.0%	14.8%	15.3%	15.5%
% of FP17s for the same patient ID Re-attending between 3 & 9 months - Children	102	201	50.7%	58.6%	61.1%	58.8%
% of FP17s for the same patient ID Re-attending between 3 & 9 months - Adults	44	101	43.6%	49.3%	52.3%	51.1%
% of FP17s for Band 1 Urgent Courses	11	287	3.8%	9.7%	9.5%	9.0%
% of FP17s Relating to Free Repair or Replacements	0	287	0.0%	0.7%	0.7%	0.8%
% of FP17s Relating to Continuations	0	287	0.0%	0.6%	0.8%	0.9%
% of Patients satisfied with the dentistry they have received	0	0	N/A	95.6%	93.6%	93.3%
% of Patients satisfied with the time they had to wait for an appointment	0	0	N/A	88.8%	88.8%	88.9%

\* This is based on patients treated on this contract for their most recent course of treatment. Figures in italics indicate the base number of FP17s or Patient Questionnaire responses are less than 100. N/A is shown where the base number of responses is less than 10 during the period. % is calculated as Quantity/Base number\*100

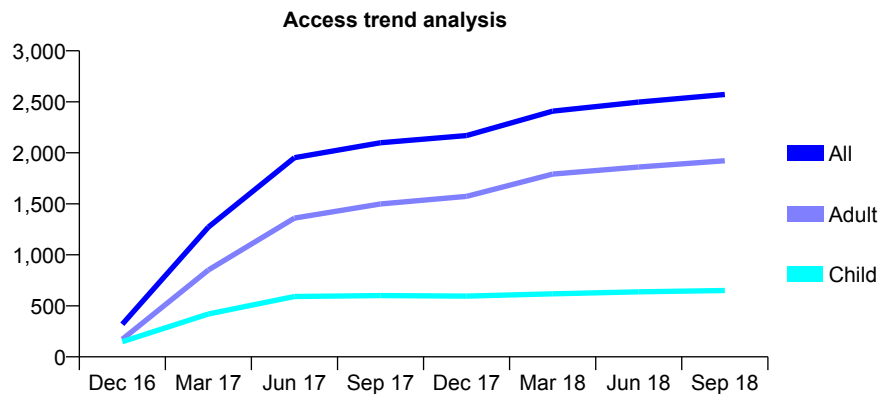
## Q69 - Vital Signs At a Glance Contract Report for 746762/0001 - September 2018

Name or company name	MR S BHATIA
Contract type name	GDS Contract
Purpose of contract	General
Contract start date	01/04/2006
Contract end date	

18/19 Contracted general activity (UDA)	7,056
Carry forward general activity (UDA)	0
18/19 Contracted orthodontic activity (UOA)	0
Carry forward orthodontic activity (UOA)	0
Baseline contract value	£177,080.00

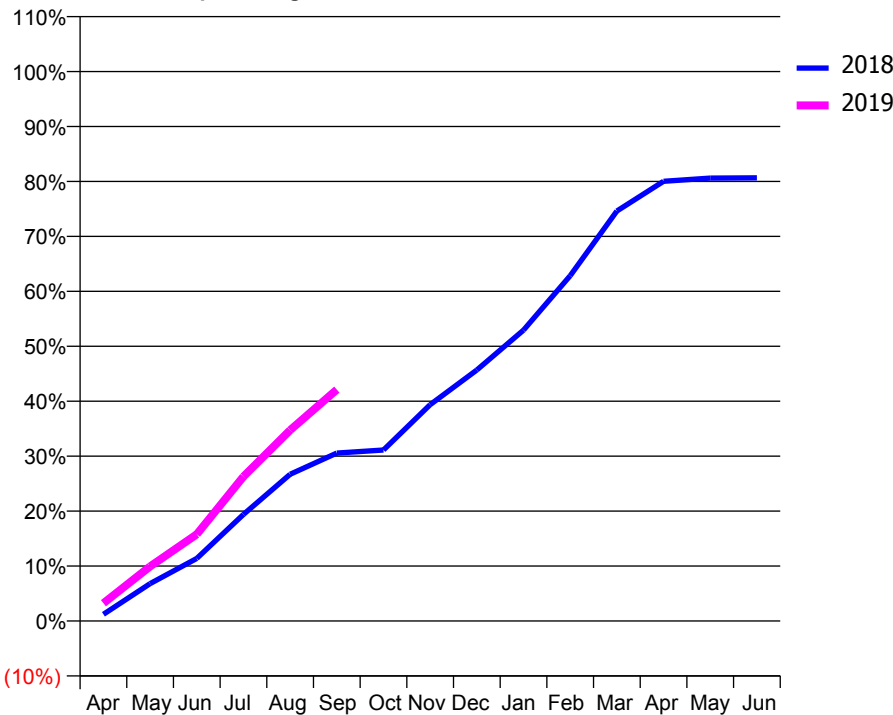
### ACCESS\*

Patients seen in 24 months	Total	Change since previous quarter
Quarter ending September 2017	2,099	
Quarter ending December 2017	2,169	↑
Quarter ending March 2018	2,409	↑
Quarter ending June 2018	2,498	↑
Quarter ending September 2018	2,572	↑
<b>Variance since September 2017</b>	<b>22.5%</b>	<b>↑</b>



### ACTIVITY

Cumulative percentage of contracted UDA delivered 2018 & 2019



Month	Adjusted Scheduled Activity (UDA)	
	2018	2019
April	87	228
May	481	702
June	805	1,115
July	1,370	1,856
August	1,884	2,451
September	2,156	2,971
October	2,195	
November	2,778	
December	3,224	
January	3,735	
February	4,435	
March	5,264	
April	5,646	
May	5,688	
June	5,691	

### QUALITY

	Quantity	Base Number	Contract	AT	Region	England
% of FP17s for the same patient ID Re-attending within 3 months - Children	37	449	8.2%	11.2%	11.1%	11.6%
% of FP17s for the same patient ID Re-attending within 3 months - Adults	210	1,277	16.4%	14.8%	15.3%	15.5%
% of FP17s for the same patient ID Re-attending between 3 & 9 months - Children	250	449	55.7%	58.6%	61.1%	58.8%
% of FP17s for the same patient ID Re-attending between 3 & 9 months - Adults	670	1,277	52.5%	49.3%	52.3%	51.1%
% of FP17s for Band 1 Urgent Courses	115	1,508	7.6%	9.7%	9.5%	9.0%
% of FP17s Relating to Free Repair or Replacements	24	1,508	1.6%	0.7%	0.7%	0.8%
% of FP17s Relating to Continuations	4	1,508	0.3%	0.6%	0.8%	0.9%
% of Patients satisfied with the dentistry they have received	6	6	N/A	95.6%	93.6%	93.3%
% of Patients satisfied with the time they had to wait for an appointment	5	6	N/A	88.8%	88.8%	88.9%

\* This is based on patients treated on this contract for their most recent course of treatment. Figures in italics indicate the base number of FP17s or Patient Questionnaire responses are less than 100. N/A is shown where the base number of responses is less than 10 during the period. % is calculated as Quantity/Base number\*100

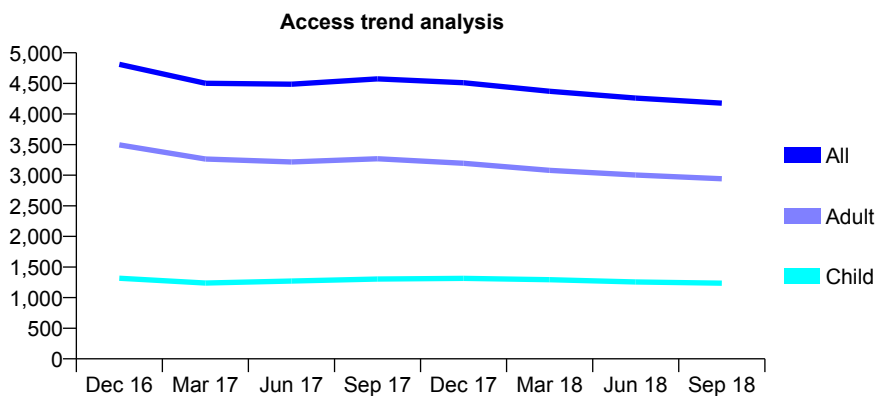
## Q69 - Vital Signs At a Glance Contract Report for 746762/0002 - September 2018

Name or company name	MR S BHATIA
Contract type name	GDS Contract
Purpose of contract	General
Contract start date	01/04/2006
Contract end date	

18/19 Contracted general activity (UDA)	8,311
Carry forward general activity (UDA)	0
18/19 Contracted orthodontic activity (UOA)	0
Carry forward orthodontic activity (UOA)	0
Baseline contract value	£216,542.75

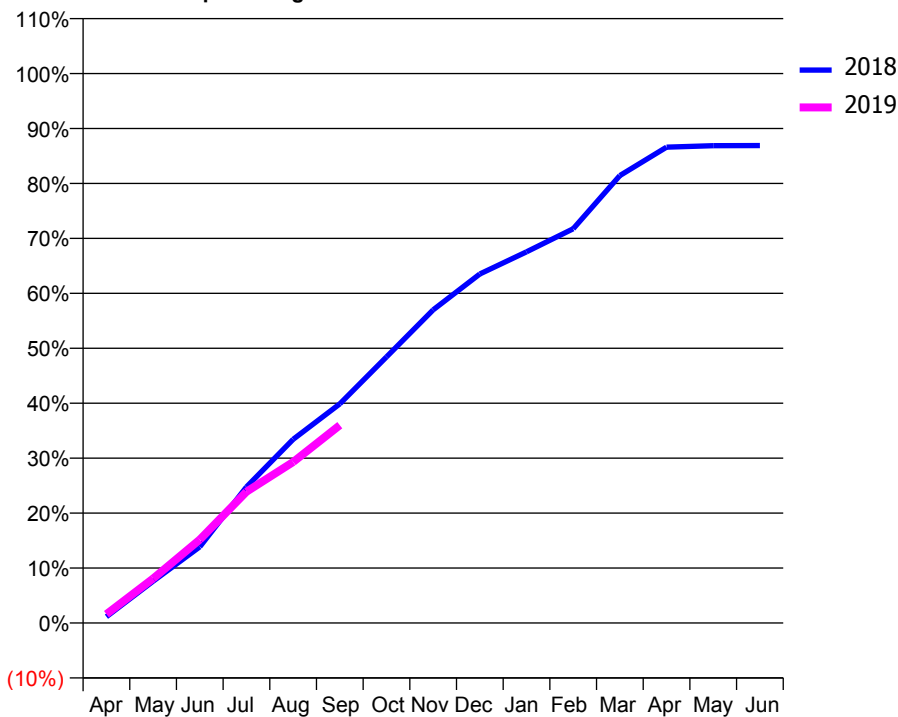
### ACCESS\*

Patients seen in 24 months	Total	Change since previous quarter
Quarter ending September 2017	4,573	
Quarter ending December 2017	4,510	↓
Quarter ending March 2018	4,372	↓
Quarter ending June 2018	4,260	↓
Quarter ending September 2018	4,178	↓
<b>Variance since September 2017</b>	<b>(8.6%)</b>	<b>↓</b>



### ACTIVITY

Cumulative percentage of contracted UDA delivered 2018 & 2019



Adjusted Scheduled Activity (UDA)

Month	2018	2019
April	96	135
May	632	673
June	1,153	1,261
July	2,058	1,985
August	2,779	2,435
September	3,316	2,993
October	4,024	
November	4,736	
December	5,278	
January	5,615	
February	5,963	
March	6,767	
April	7,198	
May	7,219	
June	7,221	

### QUALITY

	Quantity	Base Number	Contract	AT	Region	England
% of FP17s for the same patient ID Re-attending within 3 months - Children	46	681	6.8%	11.2%	11.1%	11.6%
% of FP17s for the same patient ID Re-attending within 3 months - Adults	116	1,365	8.5%	14.8%	15.3%	15.5%
% of FP17s for the same patient ID Re-attending between 3 & 9 months - Children	313	681	46.0%	58.6%	61.1%	58.8%
% of FP17s for the same patient ID Re-attending between 3 & 9 months - Adults	432	1,365	31.6%	49.3%	52.3%	51.1%
% of FP17s for Band 1 Urgent Courses	137	1,799	7.6%	9.7%	9.5%	9.0%
% of FP17s Relating to Free Repair or Replacements	13	1,799	0.7%	0.7%	0.7%	0.8%
% of FP17s Relating to Continuations	7	1,799	0.4%	0.6%	0.8%	0.9%
% of Patients satisfied with the dentistry they have received	1	1	N/A	95.6%	93.6%	93.3%
% of Patients satisfied with the time they had to wait for an appointment	1	1	N/A	88.8%	88.8%	88.9%

\* This is based on patients treated on this contract for their most recent course of treatment. Figures in italics indicate the base number of FP17s or Patient Questionnaire responses are less than 100. N/A is shown where the base number of responses is less than 10 during the period. % is calculated as Quantity/Base number\*100

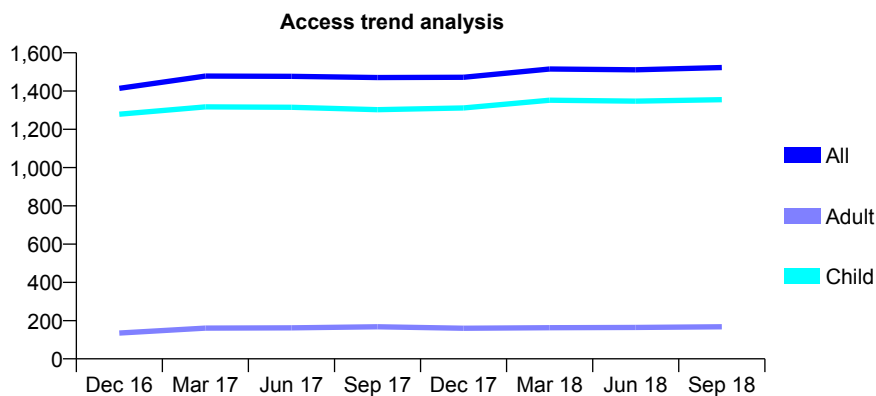
## Q69 - Vital Signs At a Glance Contract Report for 749664/0001 - September 2018

Name or company name	MISS BB KANAS
Contract type name	GDS Contract
Purpose of contract	General
Contract start date	01/04/2006
Contract end date	

18/19 Contracted general activity (UDA)	2,650
Carry forward general activity (UDA)	0
18/19 Contracted orthodontic activity (UOA)	0
Carry forward orthodontic activity (UOA)	0
Baseline contract value	£63,371.18

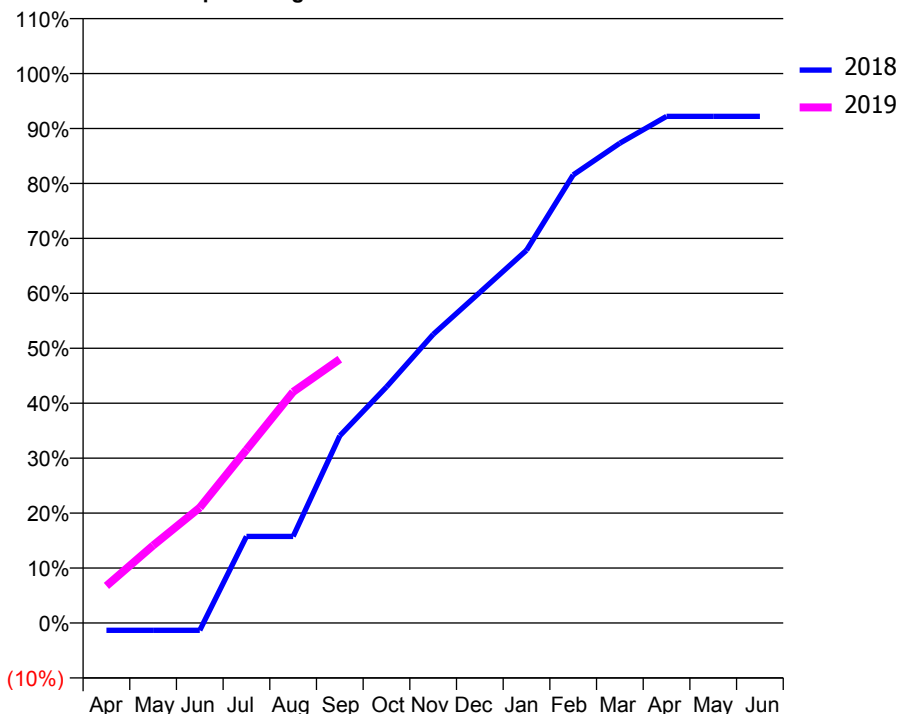
### ACCESS\*

Patients seen in 24 months	Total	Change since previous quarter
Quarter ending September 2017	1,471	
Quarter ending December 2017	1,472	→
Quarter ending March 2018	1,515	↑
Quarter ending June 2018	1,511	→
Quarter ending September 2018	1,523	→
<b>Variance since September 2017</b>	<b>3.5%</b>	<b>↑</b>



### ACTIVITY

Cumulative percentage of contracted UDA delivered 2018 & 2019



Month	Adjusted Scheduled Activity (UDA)	
	2018	2019
April	-36	179
May	-36	374
June	-36	556
July	417	835
August	417	1,115
September	903	1,272
October	1,139	
November	1,392	
December	1,595	
January	1,798	
February	2,161	
March	2,314	
April	2,444	
May	2,444	
June	2,444	

### QUALITY

	Quantity	Base Number	Contract	AT	Region	England
% of FP17s for the same patient ID Re-attending within 3 months - Children	81	999	8.1%	11.2%	11.1%	11.6%
% of FP17s for the same patient ID Re-attending within 3 months - Adults	1	39	2.6%	14.8%	15.3%	15.5%
% of FP17s for the same patient ID Re-attending between 3 & 9 months - Children	573	999	57.4%	58.6%	61.1%	58.8%
% of FP17s for the same patient ID Re-attending between 3 & 9 months - Adults	25	39	64.1%	49.3%	52.3%	51.1%
% of FP17s for Band 1 Urgent Courses	36	959	3.8%	9.7%	9.5%	9.0%
% of FP17s Relating to Free Repair or Replacements	0	959	0.0%	0.7%	0.7%	0.8%
% of FP17s Relating to Continuations	0	959	0.0%	0.6%	0.8%	0.9%
% of Patients satisfied with the dentistry they have received	2	2	N/A	95.6%	93.6%	93.3%
% of Patients satisfied with the time they had to wait for an appointment	2	2	N/A	88.8%	88.8%	88.9%

\* This is based on patients treated on this contract for their most recent course of treatment. Figures in italics indicate the base number of FP17s or Patient Questionnaire responses are less than 100. N/A is shown where the base number of responses is less than 10 during the period. % is calculated as Quantity/Base number\*100



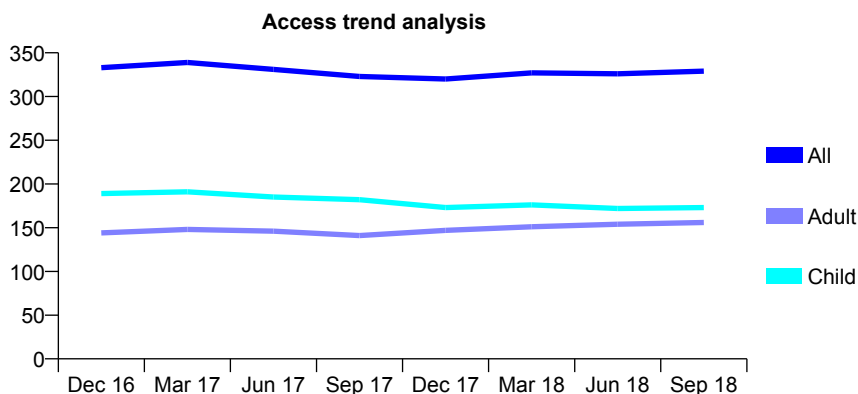
## Q69 - Vital Signs At a Glance Contract Report for 754730/0001 - September 2018

Name or company name	MR D SCHOFIELD
Contract type name	GDS Contract
Purpose of contract	General
Contract start date	01/04/2006
Contract end date	

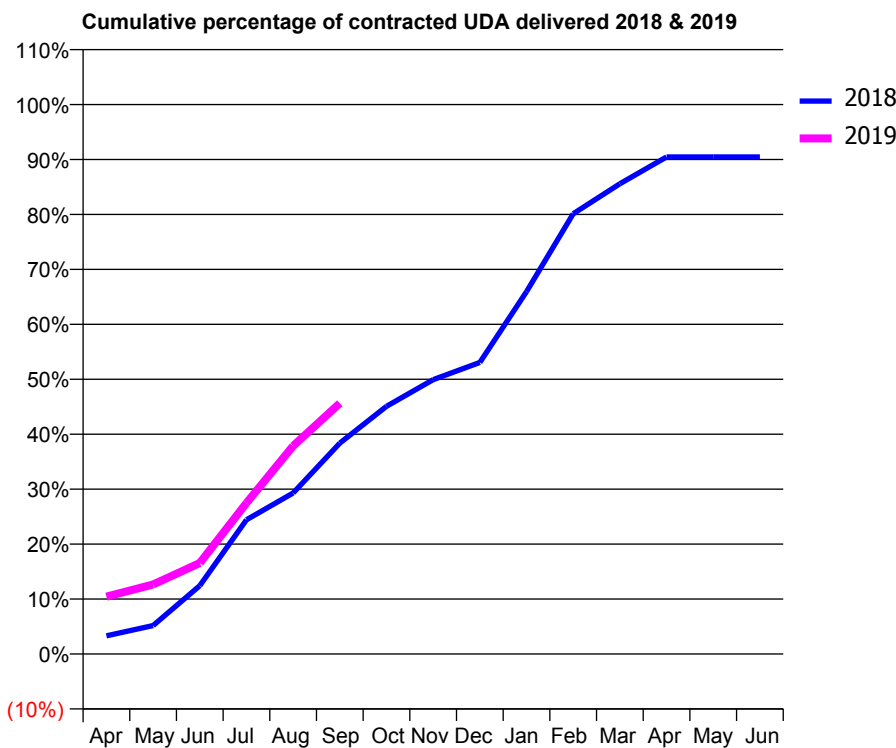
18/19 Contracted general activity (UDA)	645
Carry forward general activity (UDA)	0
18/19 Contracted orthodontic activity (UOA)	0
Carry forward orthodontic activity (UOA)	0
Baseline contract value	£14,611.46

### ACCESS\*

Patients seen in 24 months	Total	Change since previous quarter
Quarter ending September 2017	323	
Quarter ending December 2017	320	→
Quarter ending March 2018	327	↑
Quarter ending June 2018	326	→
Quarter ending September 2018	329	→
<b>Variance since September 2017</b>	<b>1.9%</b>	<b>→</b>



### ACTIVITY



Month	Adjusted Scheduled Activity (UDA)	
	2018	2019
April	21	67
May	33	82
June	80	107
July	158	177
August	189	244
September	248	294
October	291	
November	322	
December	342	
January	425	
February	517	
March	552	
April	583	
May	583	
June	583	

### QUALITY

	Quantity	Base Number	Contract	AT	Region	England
% of FP17s for the same patient ID Re-attending within 3 months - Children	8	177	4.5%	11.2%	11.1%	11.6%
% of FP17s for the same patient ID Re-attending within 3 months - Adults	9	100	9.0%	14.8%	15.3%	15.5%
% of FP17s for the same patient ID Re-attending between 3 & 9 months - Children	118	177	66.7%	58.6%	61.1%	58.8%
% of FP17s for the same patient ID Re-attending between 3 & 9 months - Adults	58	100	58.0%	49.3%	52.3%	51.1%
% of FP17s for Band 1 Urgent Courses	7	250	2.8%	9.7%	9.5%	9.0%
% of FP17s Relating to Free Repair or Replacements	0	250	0.0%	0.7%	0.7%	0.8%
% of FP17s Relating to Continuations	0	250	0.0%	0.6%	0.8%	0.9%
% of Patients satisfied with the dentistry they have received	0	0	N/A	95.6%	93.6%	93.3%
% of Patients satisfied with the time they had to wait for an appointment	0	0	N/A	88.8%	88.8%	88.9%

\* This is based on patients treated on this contract for their most recent course of treatment. Figures in italics indicate the base number of FP17s or Patient Questionnaire responses are less than 100. N/A is shown where the base number of responses is less than 10 during the period. % is calculated as Quantity/Base number\*100

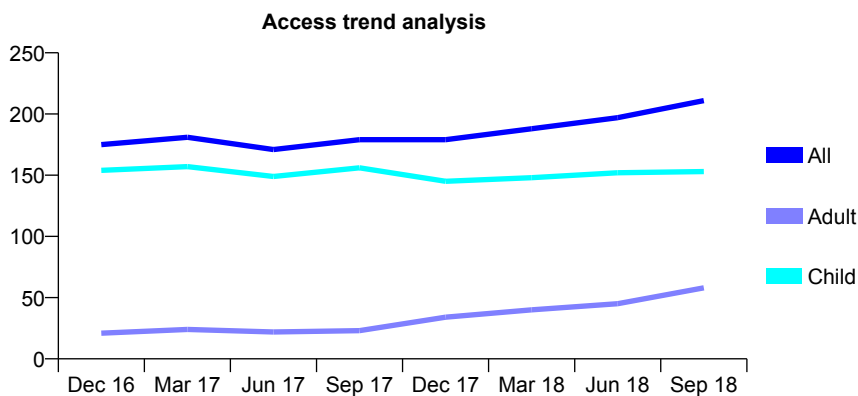
## Q69 - Vital Signs At a Glance Contract Report for 762199/0001 - September 2018

Name or company name	MR F MOTTACKI
Contract type name	GDS Contract
Purpose of contract	General
Contract start date	01/04/2006
Contract end date	

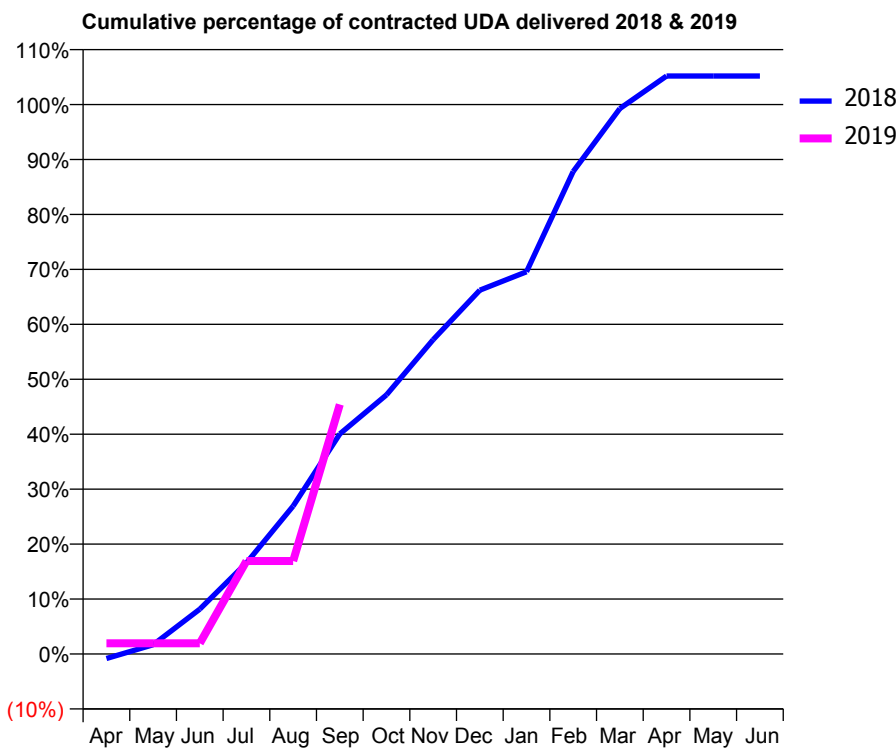
18/19 Contracted general activity (UDA)	358
Carry forward general activity (UDA)	-7
18/19 Contracted orthodontic activity (UOA)	0
Carry forward orthodontic activity (UOA)	0
Baseline contract value	£8,684.41

### ACCESS\*

Patients seen in 24 months	Total	Change since previous quarter
Quarter ending September 2017	179	
Quarter ending December 2017	179	→
Quarter ending March 2018	188	↑
Quarter ending June 2018	197	↑
Quarter ending September 2018	211	↑
<b>Variance since September 2017</b>	<b>17.9%</b>	<b>↑</b>



### ACTIVITY



Month	Adjusted Scheduled Activity (UDA)	
	2018	2019
April	-3	7
May	6	7
June	29	7
July	59	61
August	96	61
September	143	163
October	169	
November	205	
December	237	
January	249	
February	314	
March	355	
April	377	
May	377	
June	377	

### QUALITY

	Quantity	Base Number	Contract	AT	Region	England
% of FP17s for the same patient ID Re-attending within 3 months - Children	3	76	3.9%	11.2%	11.1%	11.6%
% of FP17s for the same patient ID Re-attending within 3 months - Adults	3	25	12.0%	14.8%	15.3%	15.5%
% of FP17s for the same patient ID Re-attending between 3 & 9 months - Children	37	76	48.7%	58.6%	61.1%	58.8%
% of FP17s for the same patient ID Re-attending between 3 & 9 months - Adults	5	25	20.0%	49.3%	52.3%	51.1%
% of FP17s for Band 1 Urgent Courses	3	88	3.4%	9.7%	9.5%	9.0%
% of FP17s Relating to Free Repair or Replacements	0	88	0.0%	0.7%	0.7%	0.8%
% of FP17s Relating to Continuations	1	88	1.1%	0.6%	0.8%	0.9%
% of Patients satisfied with the dentistry they have received	0	0	N/A	95.6%	93.6%	93.3%
% of Patients satisfied with the time they had to wait for an appointment	0	0	N/A	88.8%	88.8%	88.9%

\* This is based on patients treated on this contract for their most recent course of treatment. Figures in italics indicate the base number of FP17s or Patient Questionnaire responses are less than 100. N/A is shown where the base number of responses is less than 10 during the period. % is calculated as Quantity/Base number\*100

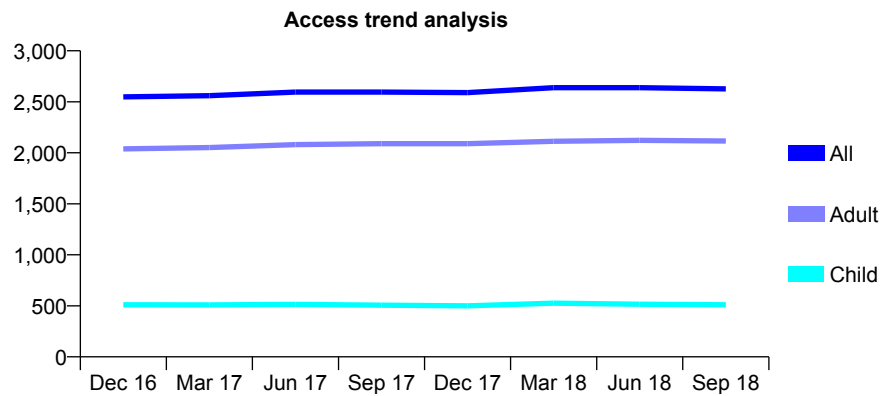
## Q69 - Vital Signs At a Glance Contract Report for 762717/0001 - September 2018

Name or company name	MR R PATEL
Contract type name	GDS Contract
Purpose of contract	General
Contract start date	01/04/2007
Contract end date	

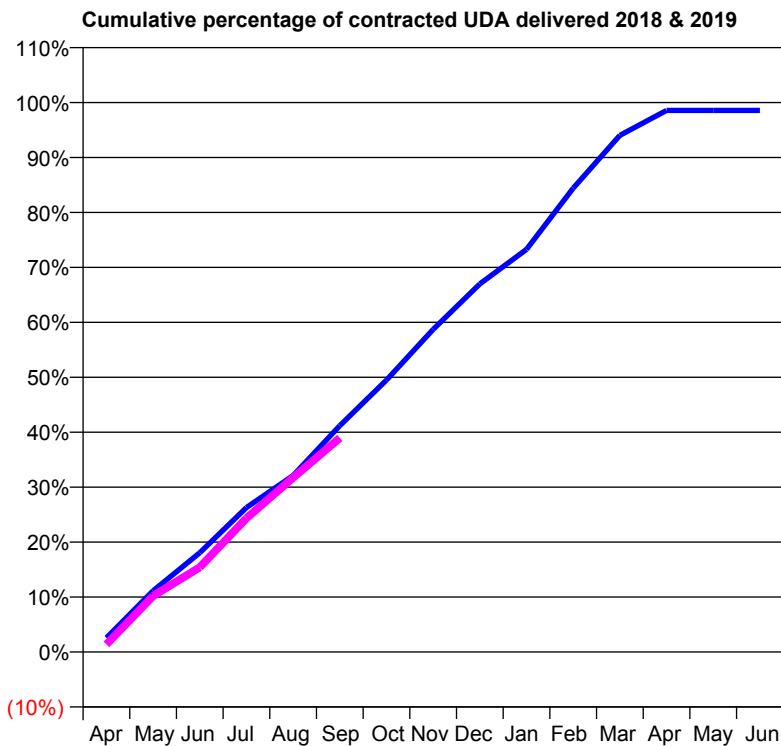
18/19 Contracted general activity (UDA)	7,599
Carry forward general activity (UDA)	109
18/19 Contracted orthodontic activity (UOA)	0
Carry forward orthodontic activity (UOA)	0
Baseline contract value	£167,428.79

### ACCESS\*

Patients seen in 24 months	Total	Change since previous quarter
Quarter ending September 2017	2,595	
Quarter ending December 2017	2,590	→
Quarter ending March 2018	2,639	→
Quarter ending June 2018	2,638	→
Quarter ending September 2018	2,627	→
<b>Variance since September 2017</b>	<b>1.2%</b>	<b>→</b>



### ACTIVITY



Month	Adjusted Scheduled Activity (UDA)	
	2018	2019
April	196	107
May	848	775
June	1,373	1,171
July	1,997	1,850
August	2,441	2,410
September	3,131	2,961
October	3,761	
November	4,461	
December	5,091	
January	5,568	
February	6,415	
March	7,144	
April	7,490	
May	7,490	
June	7,490	

### QUALITY

	Quantity	Base Number	Contract	AT	Region	England
% of FP17s for the same patient ID Re-attending within 3 months - Children	27	397	6.8%	11.2%	11.1%	11.6%
% of FP17s for the same patient ID Re-attending within 3 months - Adults	206	1,682	12.2%	14.8%	15.3%	15.5%
% of FP17s for the same patient ID Re-attending between 3 & 9 months - Children	250	397	63.0%	58.6%	61.1%	58.8%
% of FP17s for the same patient ID Re-attending between 3 & 9 months - Adults	1,113	1,682	66.2%	49.3%	52.3%	51.1%
% of FP17s for Band 1 Urgent Courses	115	1,948	5.9%	9.7%	9.5%	9.0%
% of FP17s Relating to Free Repair or Replacements	46	1,948	2.4%	0.7%	0.7%	0.8%
% of FP17s Relating to Continuations	15	1,948	0.8%	0.6%	0.8%	0.9%
% of Patients satisfied with the dentistry they have received	5	5	N/A	95.6%	93.6%	93.3%
% of Patients satisfied with the time they had to wait for an appointment	5	5	N/A	88.8%	88.8%	88.9%

\* This is based on patients treated on this contract for their most recent course of treatment. Figures in italics indicate the base number of FP17s or Patient Questionnaire responses are less than 100. N/A is shown where the base number of responses is less than 10 during the period. % is calculated as Quantity/Base number\*100

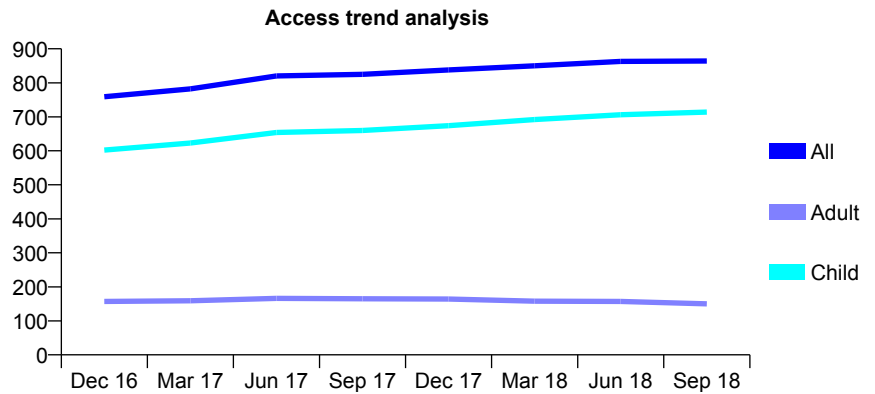
## Q69 - Vital Signs At a Glance Contract Report for 766461/0002 - September 2018

Name or company name	MR J MURUGUPPILLAI
Contract type name	GDS Contract
Purpose of contract	General
Contract start date	30/07/2008
Contract end date	

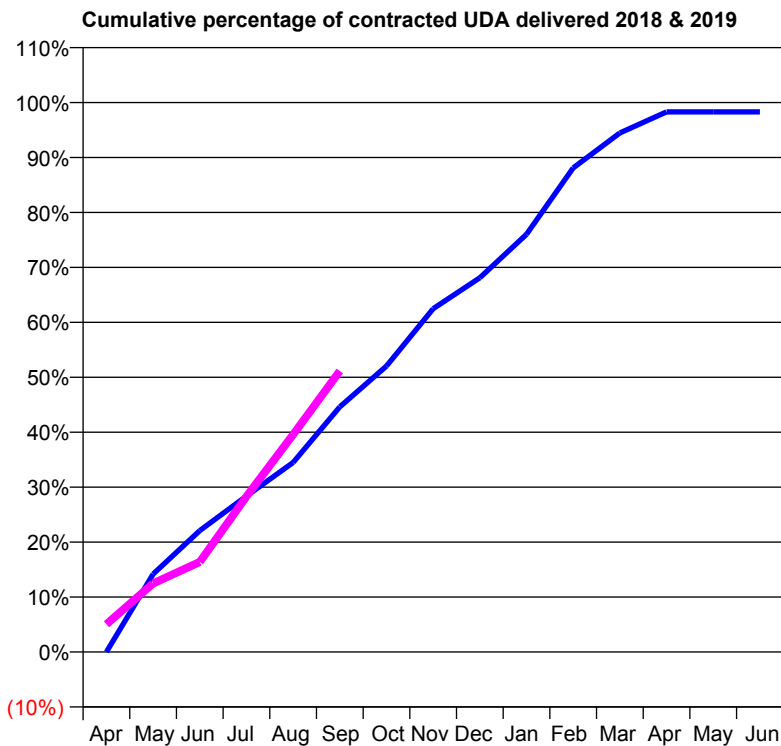
18/19 Contracted general activity (UDA)	1,226
Carry forward general activity (UDA)	21
18/19 Contracted orthodontic activity (UOA)	0
Carry forward orthodontic activity (UOA)	0
Baseline contract value	£26,669.34

### ACCESS\*

Patients seen in 24 months	Total	Change since previous quarter
Quarter ending September 2017	825	
Quarter ending December 2017	838	→
Quarter ending March 2018	850	→
Quarter ending June 2018	863	→
Quarter ending September 2018	864	→
<b>Variance since September 2017</b>	<b>4.7%</b>	<b>↑</b>



### ACTIVITY



Month	Adjusted Scheduled Activity (UDA)	
	2018	2019
April	0	62
May	174	153
June	271	201
July	348	347
August	423	485
September	547	627
October	638	
November	766	
December	835	
January	932	
February	1,080	
March	1,158	
April	1,205	
May	1,205	
June	1,205	

### QUALITY

	Quantity	Base Number	Contract	AT	Region	England
% of FP17s for the same patient ID Re-attending within 3 months - Children	14	512	2.7%	11.2%	11.1%	11.6%
% of FP17s for the same patient ID Re-attending within 3 months - Adults	6	66	9.1%	14.8%	15.3%	15.5%
% of FP17s for the same patient ID Re-attending between 3 & 9 months - Children	276	512	53.9%	58.6%	61.1%	58.8%
% of FP17s for the same patient ID Re-attending between 3 & 9 months - Adults	25	66	37.9%	49.3%	52.3%	51.1%
% of FP17s for Band 1 Urgent Courses	0	546	0.0%	9.7%	9.5%	9.0%
% of FP17s Relating to Free Repair or Replacements	0	546	0.0%	0.7%	0.7%	0.8%
% of FP17s Relating to Continuations	0	546	0.0%	0.6%	0.8%	0.9%
% of Patients satisfied with the dentistry they have received	0	0	N/A	95.6%	93.6%	93.3%
% of Patients satisfied with the time they had to wait for an appointment	0	0	N/A	88.8%	88.8%	88.9%

\* This is based on patients treated on this contract for their most recent course of treatment. Figures in italics indicate the base number of FP17s or Patient Questionnaire responses are less than 100. N/A is shown where the base number of responses is less than 10 during the period. % is calculated as Quantity/Base number\*100

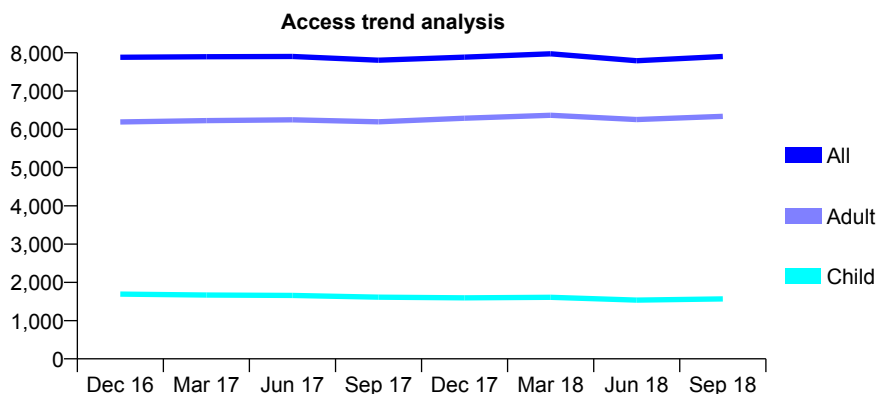
## Q69 - Vital Signs At a Glance Contract Report for 767670/0001 - September 2018

Name or company name	MRS K DOULGERIDOU-KOSTOPOULOU
Contract type name	GDS Contract
Purpose of contract	General
Contract start date	01/04/2006
Contract end date	

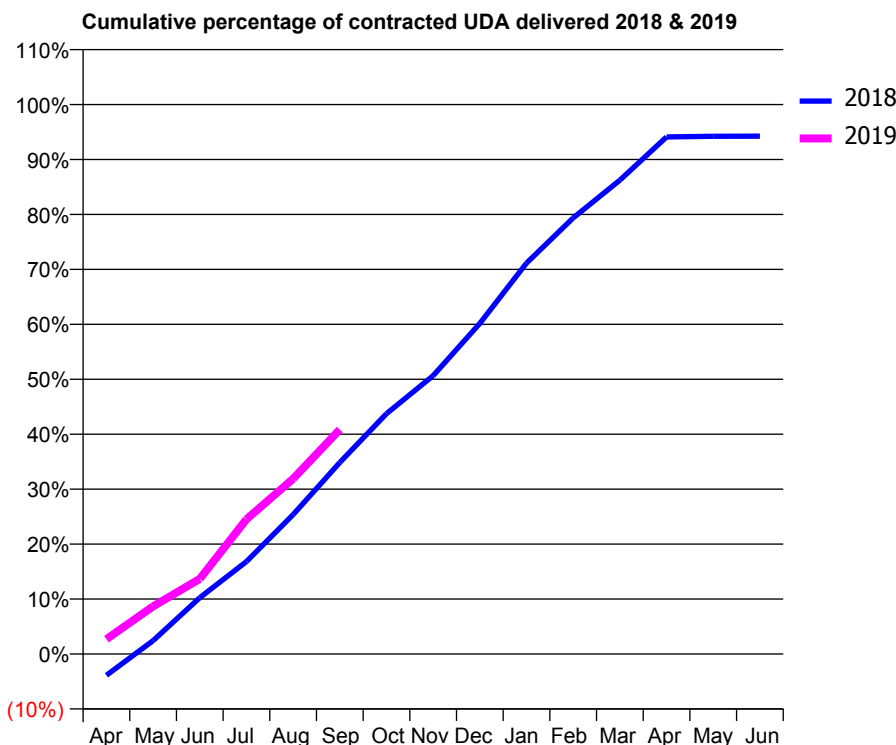
18/19 Contracted general activity (UDA)	24,000
Carry forward general activity (UDA)	0
18/19 Contracted orthodontic activity (UOA)	0
Carry forward orthodontic activity (UOA)	0
Baseline contract value	£525,031.95

### ACCESS\*

Patients seen in 24 months	Total	Change since previous quarter
Quarter ending September 2017	7,807	
Quarter ending December 2017	7,885	→
Quarter ending March 2018	7,973	→
Quarter ending June 2018	7,791	↓
Quarter ending September 2018	7,905	→
<b>Variance since September 2017</b>	<b>1.3%</b>	<b>→</b>



### ACTIVITY



Month	Adjusted Scheduled Activity (UDA)	
	2018	2019
April	-879	648
May	550	2,082
June	2,306	3,281
July	3,785	5,888
August	5,708	7,658
September	7,841	9,804
October	9,842	
November	11,399	
December	13,538	
January	16,004	
February	17,857	
March	19,400	
April	21,170	
May	21,196	
June	21,206	

### QUALITY

	Quantity	Base Number	Contract	AT	Region	England
% of FP17s for the same patient ID Re-attending within 3 months - Children	89	1,266	7.0%	11.2%	11.1%	11.6%
% of FP17s for the same patient ID Re-attending within 3 months - Adults	557	4,632	12.0%	14.8%	15.3%	15.5%
% of FP17s for the same patient ID Re-attending between 3 & 9 months - Children	725	1,266	57.3%	58.6%	61.1%	58.8%
% of FP17s for the same patient ID Re-attending between 3 & 9 months - Adults	2,515	4,632	54.3%	49.3%	52.3%	51.1%
% of FP17s for Band 1 Urgent Courses	181	5,080	3.6%	9.7%	9.5%	9.0%
% of FP17s Relating to Free Repair or Replacements	22	5,080	0.4%	0.7%	0.7%	0.8%
% of FP17s Relating to Continuations	53	5,080	1.0%	0.6%	0.8%	0.9%
% of Patients satisfied with the dentistry they have received	6	6	N/A	95.6%	93.6%	93.3%
% of Patients satisfied with the time they had to wait for an appointment	6	6	N/A	88.8%	88.8%	88.9%

\* This is based on patients treated on this contract for their most recent course of treatment. Figures in italics indicate the base number of FP17s or Patient Questionnaire responses are less than 100. N/A is shown where the base number of responses is less than 10 during the period. % is calculated as Quantity/Base number\*100

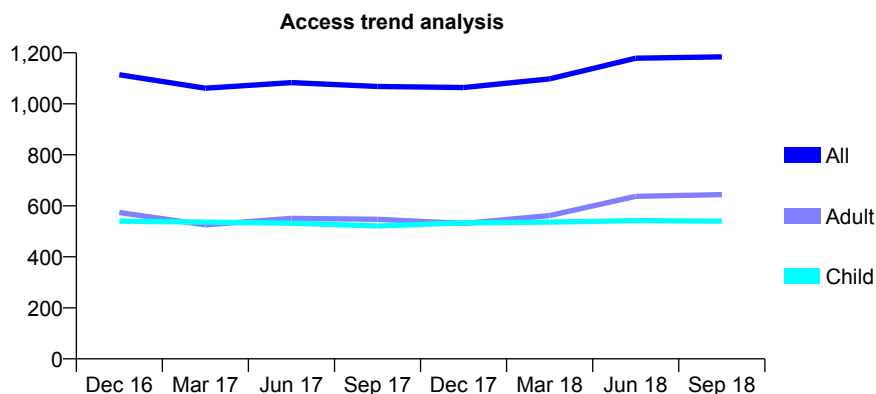
## Q69 - Vital Signs At a Glance Contract Report for 768405/0001 - September 2018

Name or company name	MR H SANDHU
Contract type name	GDS Contract
Purpose of contract	General
Contract start date	01/04/2006
Contract end date	

18/19 Contracted general activity (UDA)	3,000
Carry forward general activity (UDA)	7
18/19 Contracted orthodontic activity (UOA)	0
Carry forward orthodontic activity (UOA)	0
Baseline contract value	£64,396.63

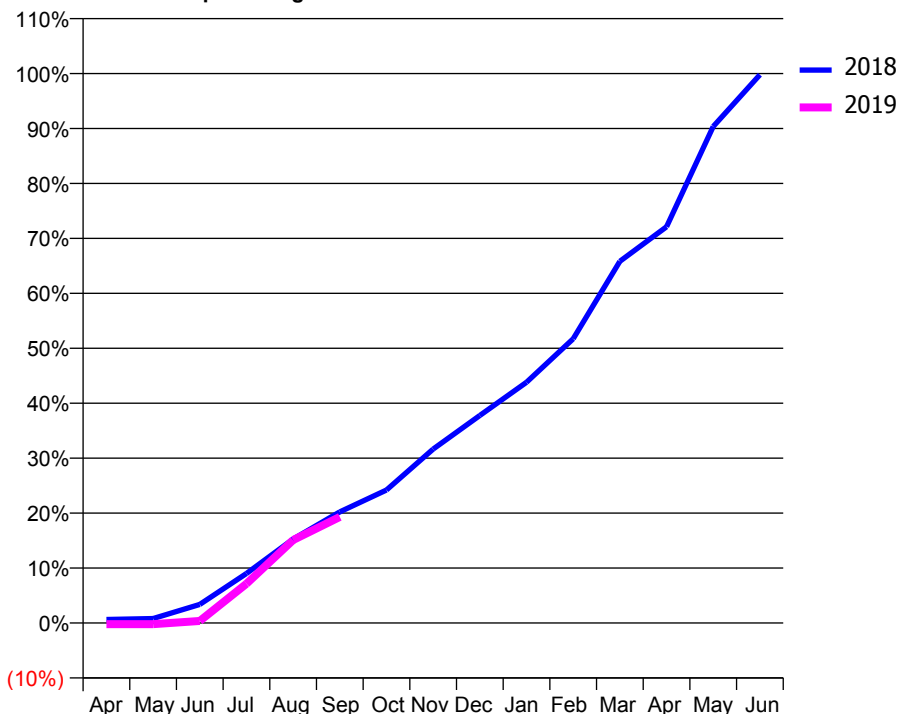
### ACCESS\*

Patients seen in 24 months	Total	Change since previous quarter
Quarter ending September 2017	1,068	
Quarter ending December 2017	1,064	→
Quarter ending March 2018	1,098	↑
Quarter ending June 2018	1,179	↑
Quarter ending September 2018	1,184	→
<b>Variance since September 2017</b>	<b>10.9%</b>	<b>↑</b>



### ACTIVITY

Cumulative percentage of contracted UDA delivered 2018 & 2019



Adjusted Scheduled Activity (UDA)		
Month	2018	2019
April	19	-7
May	24	-7
June	101	11
July	270	215
August	458	453
September	607	579
October	726	
November	950	
December	1,133	
January	1,314	
February	1,552	
March	1,975	
April	2,163	
May	2,711	
June	2,993	

### QUALITY

	Quantity	Base Number	Contract	AT	Region	England
% of FP17s for the same patient ID Re-attending within 3 months - Children	20	304	6.6%	11.2%	11.1%	11.6%
% of FP17s for the same patient ID Re-attending within 3 months - Adults	41	288	14.2%	14.8%	15.3%	15.5%
% of FP17s for the same patient ID Re-attending between 3 & 9 months - Children	135	304	44.4%	58.6%	61.1%	58.8%
% of FP17s for the same patient ID Re-attending between 3 & 9 months - Adults	58	288	20.1%	49.3%	52.3%	51.1%
% of FP17s for Band 1 Urgent Courses	30	292	10.3%	9.7%	9.5%	9.0%
% of FP17s Relating to Free Repair or Replacements	5	292	1.7%	0.7%	0.7%	0.8%
% of FP17s Relating to Continuations	2	292	0.7%	0.6%	0.8%	0.9%
% of Patients satisfied with the dentistry they have received	2	2	N/A	95.6%	93.6%	93.3%
% of Patients satisfied with the time they had to wait for an appointment	1	2	N/A	88.8%	88.8%	88.9%

\* This is based on patients treated on this contract for their most recent course of treatment. Figures in italics indicate the base number of FP17s or Patient Questionnaire responses are less than 100. N/A is shown where the base number of responses is less than 10 during the period. % is calculated as Quantity/Base number\*100

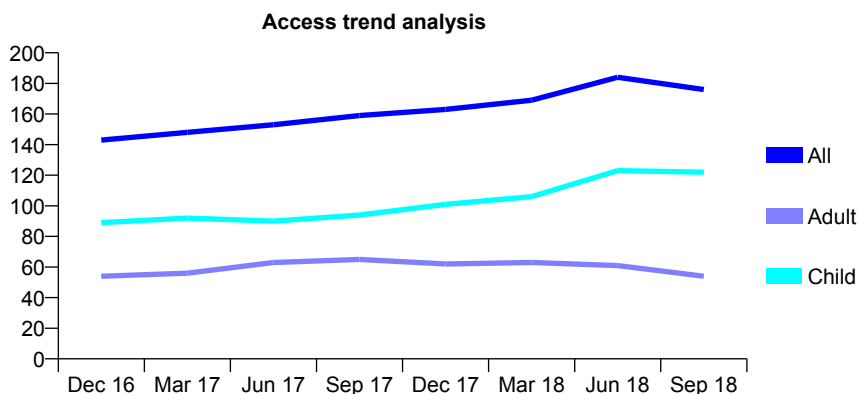
## Q69 - Vital Signs At a Glance Contract Report for 768618/0001 - September 2018

Name or company name	MR PS NAGI
Contract type name	GDS Contract
Purpose of contract	General
Contract start date	05/02/2008
Contract end date	

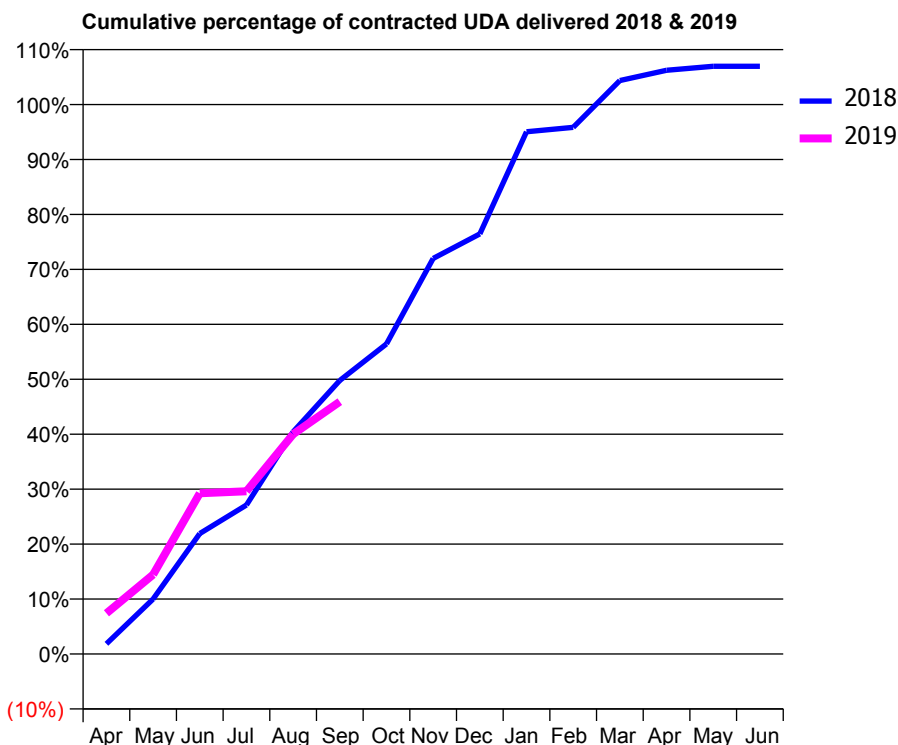
18/19 Contracted general activity (UDA)	270
Carry forward general activity (UDA)	-5
18/19 Contracted orthodontic activity (UOA)	0
Carry forward orthodontic activity (UOA)	0
Baseline contract value	£6,457.86

### ACCESS\*

Patients seen in 24 months	Total	Change since previous quarter
Quarter ending September 2017	159	
Quarter ending December 2017	163	↑
Quarter ending March 2018	169	↑
Quarter ending June 2018	184	↑
Quarter ending September 2018	176	↓
<b>Variance since September 2017</b>	<b>10.7%</b>	<b>↑</b>



### ACTIVITY



Adjusted Scheduled Activity (UDA)		
Month	2018	2019
April	5	20
May	27	39
June	59	79
July	73	80
August	109	108
September	134	124
October	152	
November	194	
December	206	
January	257	
February	259	
March	282	
April	287	
May	289	
June	289	

### QUALITY

	Quantity	Base Number	Contract	AT	Region	England
% of FP17s for the same patient ID Re-attending within 3 months - Children	4	81	4.9%	11.2%	11.1%	11.6%
% of FP17s for the same patient ID Re-attending within 3 months - Adults	1	10	10.0%	14.8%	15.3%	15.5%
% of FP17s for the same patient ID Re-attending between 3 & 9 months - Children	27	81	33.3%	58.6%	61.1%	58.8%
% of FP17s for the same patient ID Re-attending between 3 & 9 months - Adults	2	10	20.0%	49.3%	52.3%	51.1%
% of FP17s for Band 1 Urgent Courses	0	85	0.0%	9.7%	9.5%	9.0%
% of FP17s Relating to Free Repair or Replacements	0	85	0.0%	0.7%	0.7%	0.8%
% of FP17s Relating to Continuations	0	85	0.0%	0.6%	0.8%	0.9%
% of Patients satisfied with the dentistry they have received	0	0	N/A	95.6%	93.6%	93.3%
% of Patients satisfied with the time they had to wait for an appointment	0	0	N/A	88.8%	88.8%	88.9%

\* This is based on patients treated on this contract for their most recent course of treatment. Figures in italics indicate the base number of FP17s or Patient Questionnaire responses are less than 100. N/A is shown where the base number of responses is less than 10 during the period. % is calculated as Quantity/Base number\*100



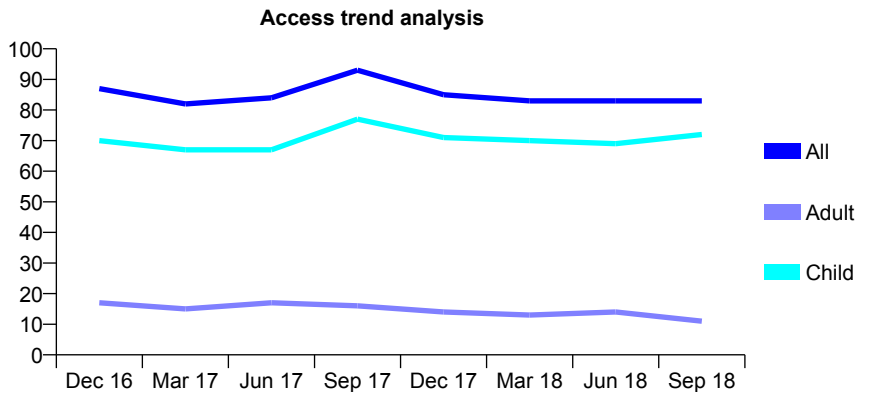
## Q69 - Vital Signs At a Glance Contract Report for 768766/0001 - September 2018

Name or company name	MR S PATEL
Contract type name	GDS Contract
Purpose of contract	General
Contract start date	01/07/2006
Contract end date	

18/19 Contracted general activity (UDA)	190
Carry forward general activity (UDA)	0
18/19 Contracted orthodontic activity (UOA)	0
Carry forward orthodontic activity (UOA)	0
Baseline contract value	£4,543.64

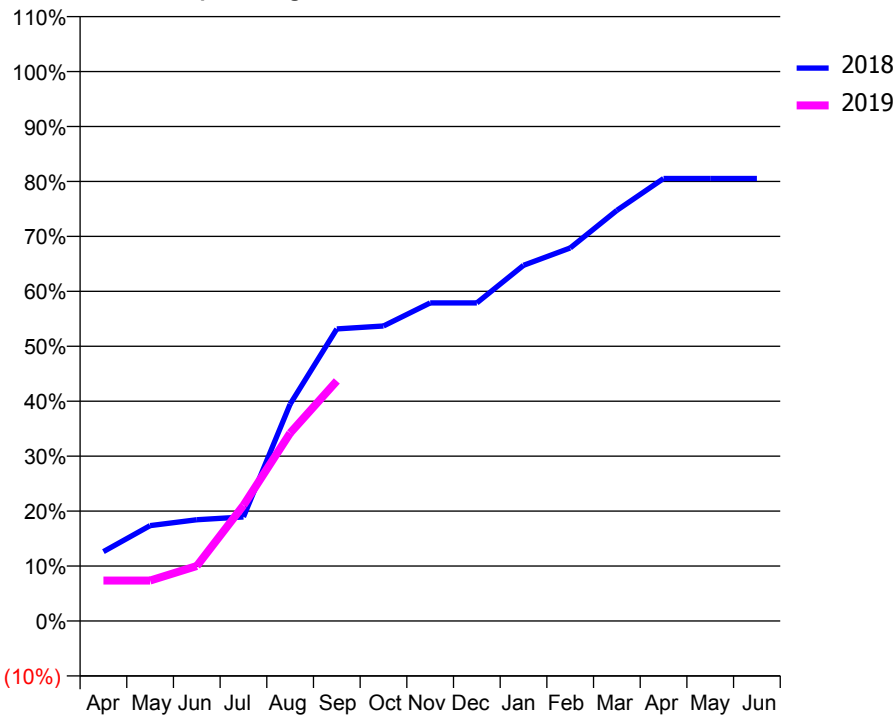
### ACCESS\*

Patients seen in 24 months	Total	Change since previous quarter
Quarter ending September 2017	93	
Quarter ending December 2017	85	↓
Quarter ending March 2018	83	↓
Quarter ending June 2018	83	→
Quarter ending September 2018	83	→
<b>Variance since September 2017</b>	<b>(10.8%)</b>	<b>↓</b>



### ACTIVITY

Cumulative percentage of contracted UDA delivered 2018 & 2019



Adjusted Scheduled Activity (UDA)		
Month	2018	2019
April	24	14
May	33	14
June	35	19
July	36	40
August	75	65
September	101	83
October	102	
November	110	
December	110	
January	123	
February	129	
March	142	
April	153	
May	153	
June	153	

### QUALITY

	Quantity	Base Number	Contract	AT	Region	England
% of FP17s for the same patient ID Re-attending within 3 months - Children	0	51	0.0%	11.2%	11.1%	11.6%
% of FP17s for the same patient ID Re-attending within 3 months - Adults	0	3	0.0%	14.8%	15.3%	15.5%
% of FP17s for the same patient ID Re-attending between 3 & 9 months - Children	22	51	43.1%	58.6%	61.1%	58.8%
% of FP17s for the same patient ID Re-attending between 3 & 9 months - Adults	1	3	33.3%	49.3%	52.3%	51.1%
% of FP17s for Band 1 Urgent Courses	0	47	0.0%	9.7%	9.5%	9.0%
% of FP17s Relating to Free Repair or Replacements	0	47	0.0%	0.7%	0.7%	0.8%
% of FP17s Relating to Continuations	0	47	0.0%	0.6%	0.8%	0.9%
% of Patients satisfied with the dentistry they have received	0	0	N/A	95.6%	93.6%	93.3%
% of Patients satisfied with the time they had to wait for an appointment	0	0	N/A	88.8%	88.8%	88.9%

\* This is based on patients treated on this contract for their most recent course of treatment. Figures in italics indicate the base number of FP17s or Patient Questionnaire responses are less than 100. N/A is shown where the base number of responses is less than 10 during the period. % is calculated as Quantity/Base number\*100

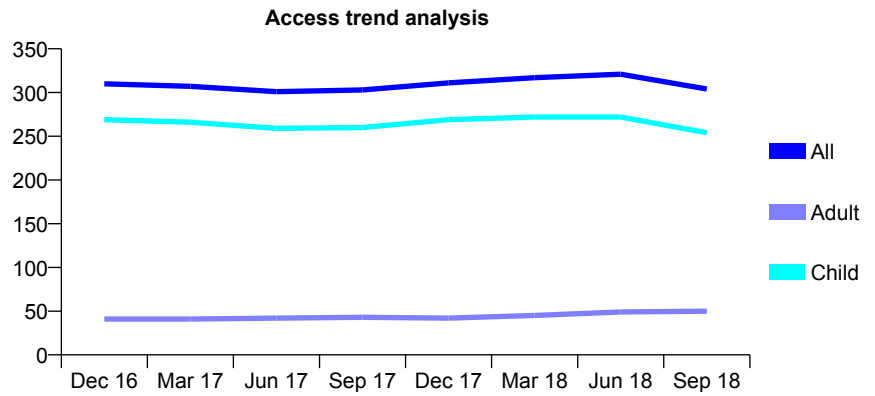
## Q69 - Vital Signs At a Glance Contract Report for 772909/0001 - September 2018

Name or company name	MR JS JUGDEV
Contract type name	GDS Contract
Purpose of contract	General
Contract start date	01/02/2008
Contract end date	

18/19 Contracted general activity (UDA)	649
Carry forward general activity (UDA)	7
18/19 Contracted orthodontic activity (UOA)	0
Carry forward orthodontic activity (UOA)	0
Baseline contract value	£15,321.54

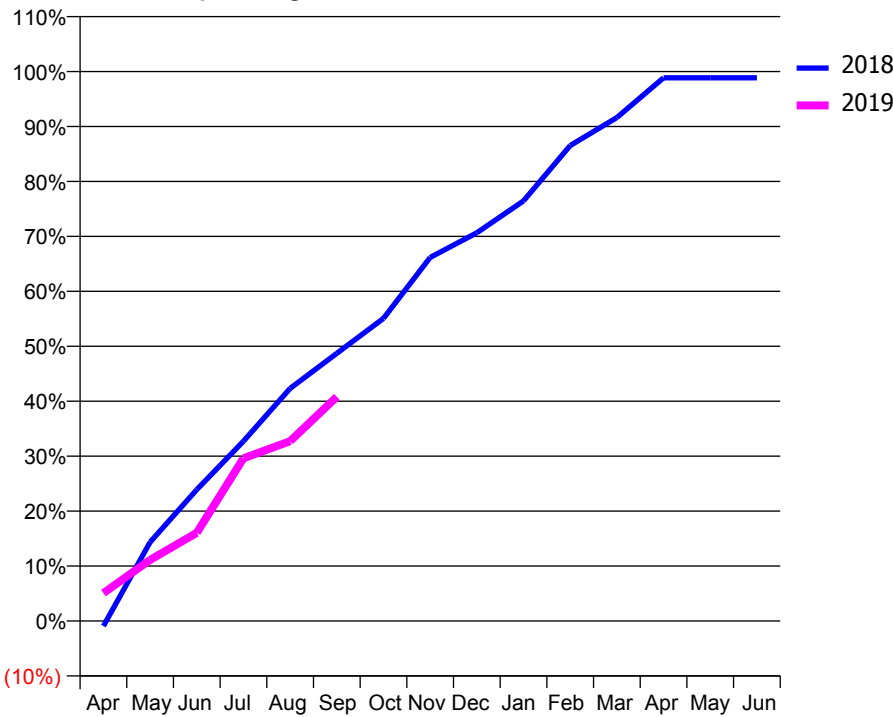
### ACCESS\*

Patients seen in 24 months	Total	Change since previous quarter
Quarter ending September 2017	303	
Quarter ending December 2017	311	↑
Quarter ending March 2018	317	→
Quarter ending June 2018	321	→
Quarter ending September 2018	304	↓
<b>Variance since September 2017</b>	<b>0.3%</b>	<b>→</b>



### ACTIVITY

Cumulative percentage of contracted UDA delivered 2018 & 2019



Adjusted Scheduled Activity (UDA)		
Month	2018	2019
April	-6	33
May	93	72
June	155	104
July	212	192
August	275	212
September	316	265
October	357	
November	429	
December	459	
January	496	
February	562	
March	595	
April	642	
May	642	
June	642	

### QUALITY

	Quantity	Base Number	Contract	AT	Region	England
% of FP17s for the same patient ID Re-attending within 3 months - Children	7	233	3.0%	11.2%	11.1%	11.6%
% of FP17s for the same patient ID Re-attending within 3 months - Adults	0	15	0.0%	14.8%	15.3%	15.5%
% of FP17s for the same patient ID Re-attending between 3 & 9 months - Children	166	233	71.2%	58.6%	61.1%	58.8%
% of FP17s for the same patient ID Re-attending between 3 & 9 months - Adults	12	15	80.0%	49.3%	52.3%	51.1%
% of FP17s for Band 1 Urgent Courses	4	211	1.9%	9.7%	9.5%	9.0%
% of FP17s Relating to Free Repair or Replacements	0	211	0.0%	0.7%	0.7%	0.8%
% of FP17s Relating to Continuations	0	211	0.0%	0.6%	0.8%	0.9%
% of Patients satisfied with the dentistry they have received	0	0	N/A	95.6%	93.6%	93.3%
% of Patients satisfied with the time they had to wait for an appointment	0	0	N/A	88.8%	88.8%	88.9%

\* This is based on patients treated on this contract for their most recent course of treatment. Figures in italics indicate the base number of FP17s or Patient Questionnaire responses are less than 100. N/A is shown where the base number of responses is less than 10 during the period. % is calculated as Quantity/Base number\*100

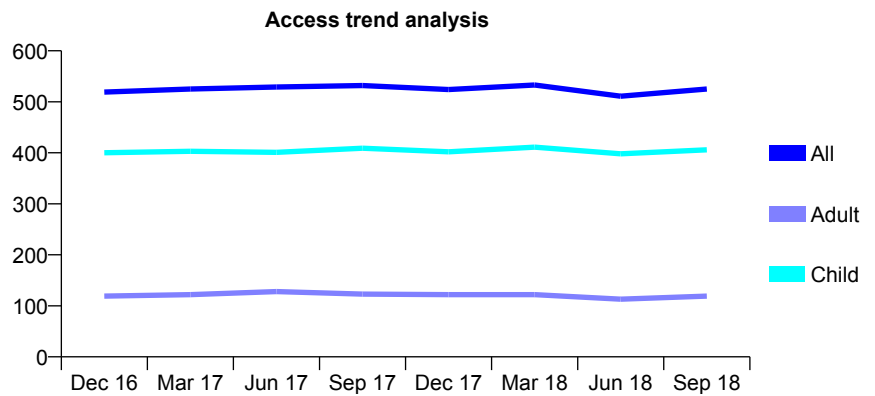
## Q69 - Vital Signs At a Glance Contract Report for 783463/0001 - September 2018

Name or company name	MR SP DAHLMAN
Contract type name	GDS Contract
Purpose of contract	General
Contract start date	01/04/2006
Contract end date	

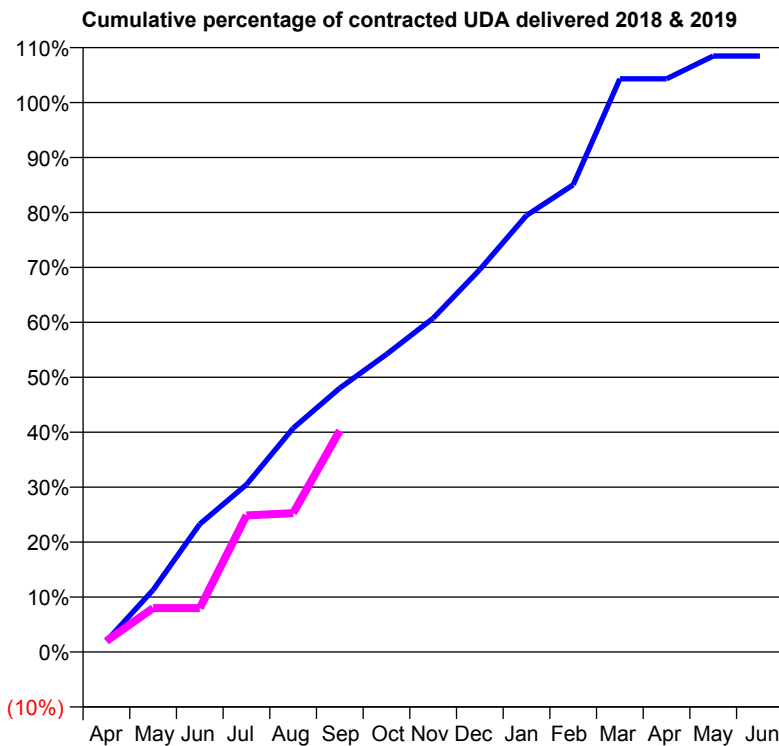
18/19 Contracted general activity (UDA)	700
Carry forward general activity (UDA)	-14
18/19 Contracted orthodontic activity (UOA)	0
Carry forward orthodontic activity (UOA)	0
Baseline contract value	£16,739.72

### ACCESS\*

Patients seen in 24 months	Total	Change since previous quarter
Quarter ending September 2017	532	
Quarter ending December 2017	524	↓
Quarter ending March 2018	533	→
Quarter ending June 2018	511	↓
Quarter ending September 2018	525	↑
<b>Variance since September 2017</b>	<b>(1.3%)</b>	<b>↓</b>



### ACTIVITY



Adjusted Scheduled Activity (UDA)		
Month	2018	2019
April	14	14
May	79	56
June	163	56
July	213	174
August	285	177
September	336	282
October	379	
November	425	
December	487	
January	556	
February	595	
March	730	
April	730	
May	759	
June	759	

### QUALITY

	Quantity	Base Number	Contract	AT	Region	England
% of FP17s for the same patient ID Re-attending within 3 months - Children	7	228	3.1%	11.2%	11.1%	11.6%
% of FP17s for the same patient ID Re-attending within 3 months - Adults	0	29	0.0%	14.8%	15.3%	15.5%
% of FP17s for the same patient ID Re-attending between 3 & 9 months - Children	117	228	51.3%	58.6%	61.1%	58.8%
% of FP17s for the same patient ID Re-attending between 3 & 9 months - Adults	8	29	27.6%	49.3%	52.3%	51.1%
% of FP17s for Band 1 Urgent Courses	0	217	0.0%	9.7%	9.5%	9.0%
% of FP17s Relating to Free Repair or Replacements	0	217	0.0%	0.7%	0.7%	0.8%
% of FP17s Relating to Continuations	0	217	0.0%	0.6%	0.8%	0.9%
% of Patients satisfied with the dentistry they have received	0	0	N/A	95.6%	93.6%	93.3%
% of Patients satisfied with the time they had to wait for an appointment	0	0	N/A	88.8%	88.8%	88.9%

\* This is based on patients treated on this contract for their most recent course of treatment. Figures in italics indicate the base number of FP17s or Patient Questionnaire responses are less than 100. N/A is shown where the base number of responses is less than 10 during the period. % is calculated as Quantity/Base number\*100

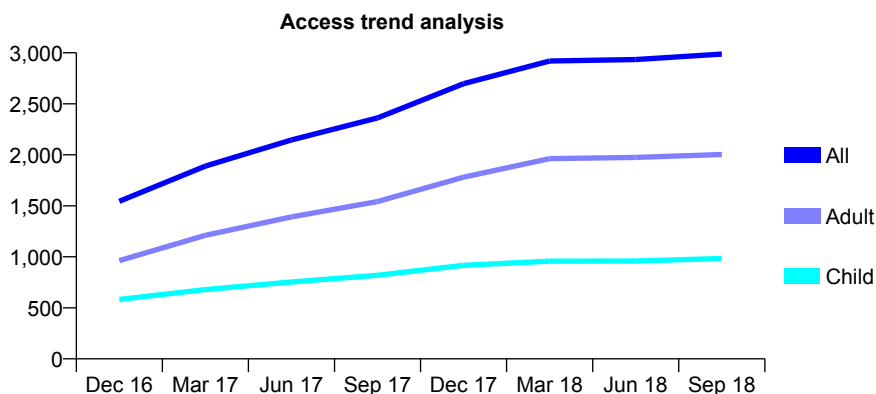
## Q69 - Vital Signs At a Glance Contract Report for 788236/0001 - September 2018

Name or company name	MR N SHAH
Contract type name	GDS Contract
Purpose of contract	General
Contract start date	01/11/2015
Contract end date	

18/19 Contracted general activity (UDA)	6,219
Carry forward general activity (UDA)	11
18/19 Contracted orthodontic activity (UOA)	0
Carry forward orthodontic activity (UOA)	0
Baseline contract value	£136,882.15

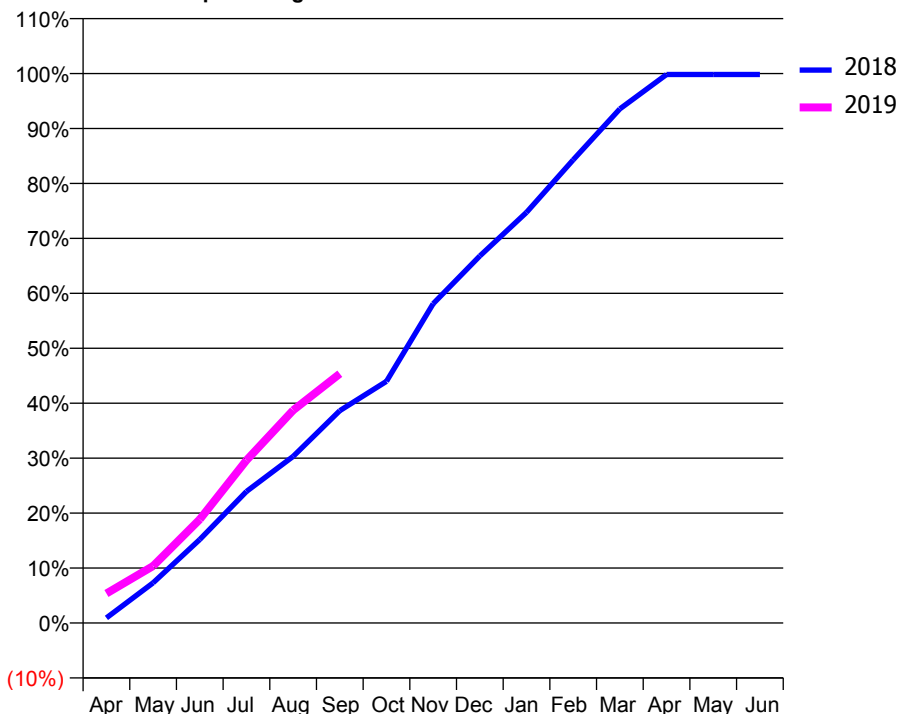
### ACCESS\*

Patients seen in 24 months	Total	Change since previous quarter
Quarter ending September 2017	2,361	
Quarter ending December 2017	2,698	↑
Quarter ending March 2018	2,920	↑
Quarter ending June 2018	2,934	→
Quarter ending September 2018	2,987	→
<b>Variance since September 2017</b>	<b>26.5%</b>	<b>↑</b>



### ACTIVITY

Cumulative percentage of contracted UDA delivered 2018 & 2019



Month	Adjusted Scheduled Activity (UDA)	
	2018	2019
April	57	334
May	455	646
June	945	1,173
July	1,488	1,841
August	1,886	2,408
September	2,403	2,821
October	2,735	
November	3,613	
December	4,154	
January	4,647	
February	5,242	
March	5,818	
April	6,207	
May	6,207	
June	6,207	

### QUALITY

	Quantity	Base Number	Contract	AT	Region	England
% of FP17s for the same patient ID Re-attending within 3 months - Children	65	657	9.9%	11.2%	11.1%	11.6%
% of FP17s for the same patient ID Re-attending within 3 months - Adults	174	1,097	15.9%	14.8%	15.3%	15.5%
% of FP17s for the same patient ID Re-attending between 3 & 9 months - Children	326	657	49.6%	58.6%	61.1%	58.8%
% of FP17s for the same patient ID Re-attending between 3 & 9 months - Adults	395	1,097	36.0%	49.3%	52.3%	51.1%
% of FP17s for Band 1 Urgent Courses	179	1,584	11.3%	9.7%	9.5%	9.0%
% of FP17s Relating to Free Repair or Replacements	4	1,584	0.3%	0.7%	0.7%	0.8%
% of FP17s Relating to Continuations	9	1,584	0.6%	0.6%	0.8%	0.9%
% of Patients satisfied with the dentistry they have received	1	1	N/A	95.6%	93.6%	93.3%
% of Patients satisfied with the time they had to wait for an appointment	1	1	N/A	88.8%	88.8%	88.9%

\* This is based on patients treated on this contract for their most recent course of treatment. Figures in italics indicate the base number of FP17s or Patient Questionnaire responses are less than 100. N/A is shown where the base number of responses is less than 10 during the period. % is calculated as Quantity/Base number\*100

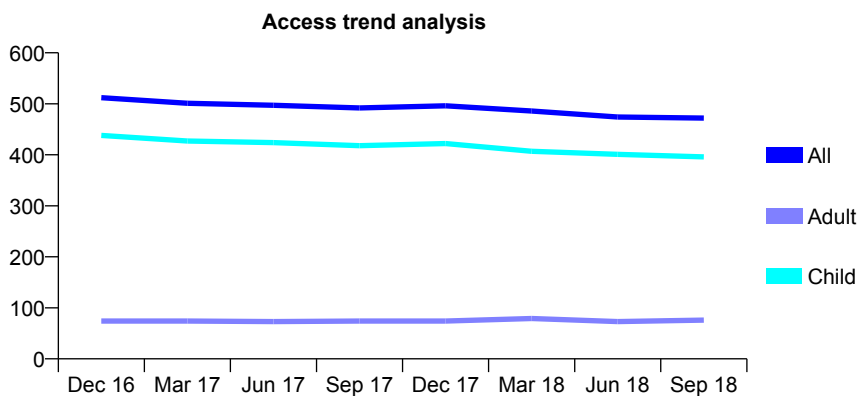
## Q69 - Vital Signs At a Glance Contract Report for 789224/0001 - September 2018

Name or company name	MR SM MUGHAL
Contract type name	GDS Contract
Purpose of contract	General
Contract start date	01/01/2015
Contract end date	

18/19 Contracted general activity (UDA)	986
Carry forward general activity (UDA)	-17
18/19 Contracted orthodontic activity (UOA)	0
Carry forward orthodontic activity (UOA)	0
Baseline contract value	£21,600.61

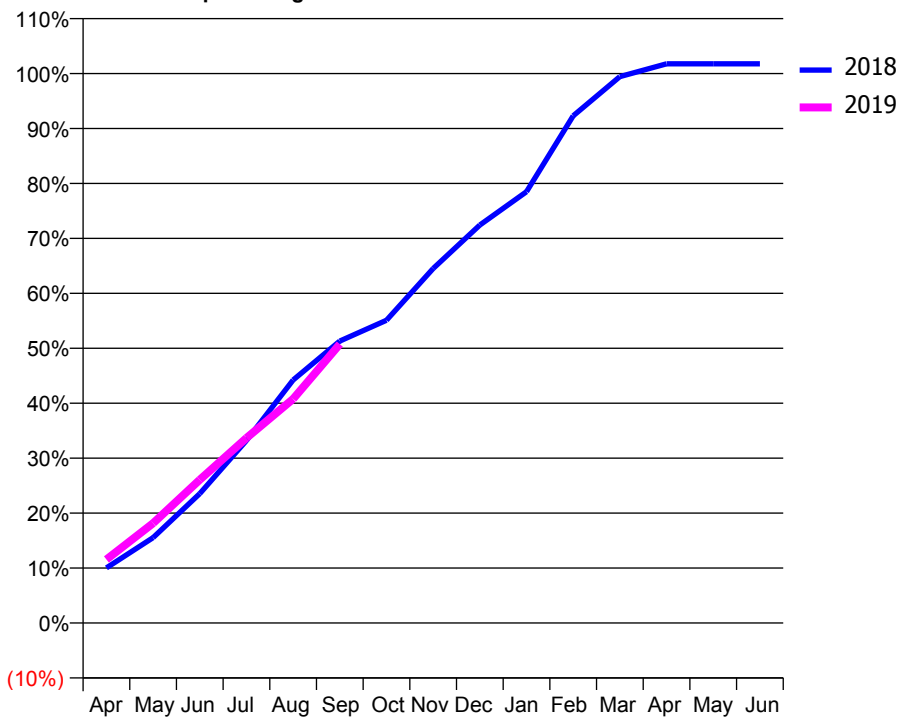
### ACCESS\*

Patients seen in 24 months	Total	Change since previous quarter
Quarter ending September 2017	492	
Quarter ending December 2017	496	→
Quarter ending March 2018	486	↓
Quarter ending June 2018	474	↓
Quarter ending September 2018	472	→
<b>Variance since September 2017</b>	<b>(4.1%)</b>	<b>↓</b>



### ACTIVITY

Cumulative percentage of contracted UDA delivered 2018 & 2019



Adjusted Scheduled Activity (UDA)		
Month	2018	2019
April	99	114
May	153	179
June	232	257
July	327	332
August	436	402
September	506	500
October	543	
November	636	
December	714	
January	774	
February	910	
March	980	
April	1,003	
May	1,003	
June	1,003	

### QUALITY

	Quantity	Base Number	Contract	AT	Region	England
% of FP17s for the same patient ID Re-attending within 3 months - Children	30	328	9.1%	11.2%	11.1%	11.6%
% of FP17s for the same patient ID Re-attending within 3 months - Adults	2	20	10.0%	14.8%	15.3%	15.5%
% of FP17s for the same patient ID Re-attending between 3 & 9 months - Children	211	328	64.3%	58.6%	61.1%	58.8%
% of FP17s for the same patient ID Re-attending between 3 & 9 months - Adults	14	20	70.0%	49.3%	52.3%	51.1%
% of FP17s for Band 1 Urgent Courses	7	338	2.1%	9.7%	9.5%	9.0%
% of FP17s Relating to Free Repair or Replacements	0	338	0.0%	0.7%	0.7%	0.8%
% of FP17s Relating to Continuations	0	338	0.0%	0.6%	0.8%	0.9%
% of Patients satisfied with the dentistry they have received	0	0	N/A	95.6%	93.6%	93.3%
% of Patients satisfied with the time they had to wait for an appointment	0	0	N/A	88.8%	88.8%	88.9%

\* This is based on patients treated on this contract for their most recent course of treatment. Figures in italics indicate the base number of FP17s or Patient Questionnaire responses are less than 100. N/A is shown where the base number of responses is less than 10 during the period. % is calculated as Quantity/Base number\*100

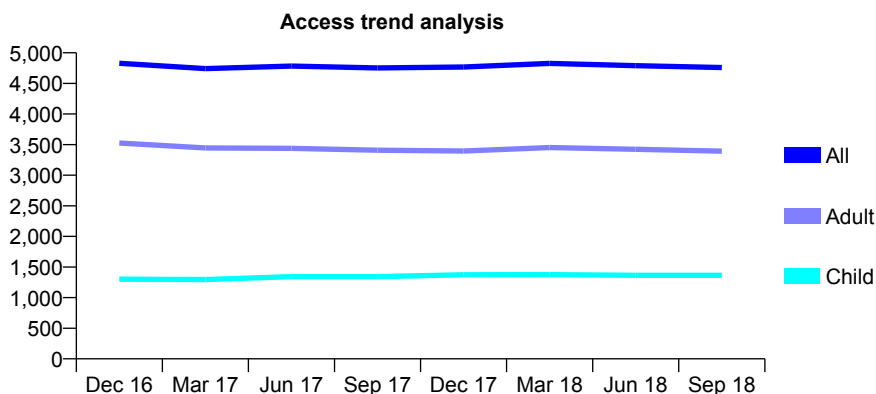
## Q69 - Vital Signs At a Glance Contract Report for 789429/0001 - September 2018

Name or company name	Oak End Dental Clinic Partnership
Contract type name	GDS Contract
Purpose of contract	General
Contract start date	01/06/2009
Contract end date	

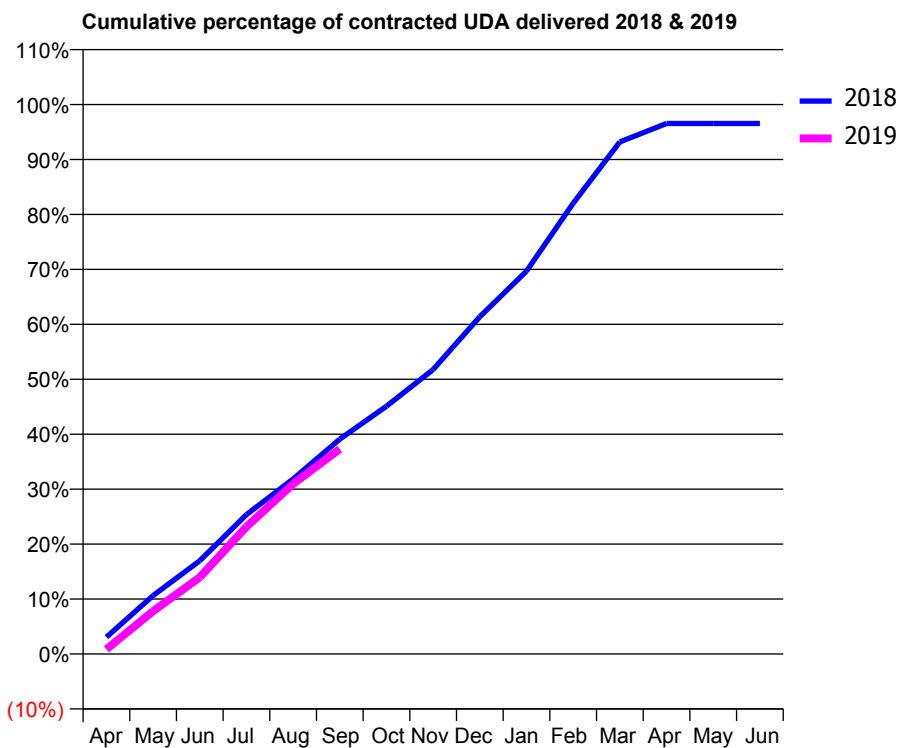
18/19 Contracted general activity (UDA)	14,000
Carry forward general activity (UDA)	483
18/19 Contracted orthodontic activity (UOA)	0
Carry forward orthodontic activity (UOA)	0
Baseline contract value	£350,732.27

### ACCESS\*

Patients seen in 24 months	Total	Change since previous quarter
Quarter ending September 2017	4,753	
Quarter ending December 2017	4,768	→
Quarter ending March 2018	4,827	→
Quarter ending June 2018	4,789	→
Quarter ending September 2018	4,759	→
<b>Variance since September 2017</b>	<b>0.1%</b>	<b>→</b>



### ACTIVITY



Month	Adjusted Scheduled Activity (UDA)	
	2018	2019
April	429	121
May	1,490	1,093
June	2,377	1,956
July	3,554	3,242
August	4,461	4,332
September	5,474	5,225
October	6,316	
November	7,249	
December	8,593	
January	9,757	
February	11,486	
March	13,048	
April	13,516	
May	13,516	
June	13,516	

### QUALITY

	Quantity	Base Number	Contract	AT	Region	England
% of FP17s for the same patient ID Re-attending within 3 months - Children	59	873	6.8%	11.2%	11.1%	11.6%
% of FP17s for the same patient ID Re-attending within 3 months - Adults	350	2,070	16.9%	14.8%	15.3%	15.5%
% of FP17s for the same patient ID Re-attending between 3 & 9 months - Children	471	873	54.0%	58.6%	61.1%	58.8%
% of FP17s for the same patient ID Re-attending between 3 & 9 months - Adults	903	2,070	43.6%	49.3%	52.3%	51.1%
% of FP17s for Band 1 Urgent Courses	280	2,749	10.2%	9.7%	9.5%	9.0%
% of FP17s Relating to Free Repair or Replacements	25	2,749	0.9%	0.7%	0.7%	0.8%
% of FP17s Relating to Continuations	75	2,749	2.7%	0.6%	0.8%	0.9%
% of Patients satisfied with the dentistry they have received	5	6	N/A	95.6%	93.6%	93.3%
% of Patients satisfied with the time they had to wait for an appointment	6	6	N/A	88.8%	88.8%	88.9%

\* This is based on patients treated on this contract for their most recent course of treatment. Figures in italics indicate the base number of FP17s or Patient Questionnaire responses are less than 100. N/A is shown where the base number of responses is less than 10 during the period. % is calculated as Quantity/Base number\*100

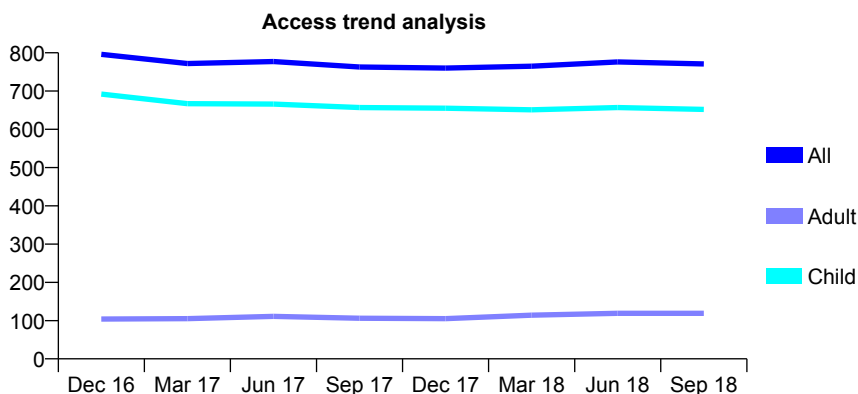
## Q69 - Vital Signs At a Glance Contract Report for 810282/0001 - September 2018

Name or company name	MR CJ MORRELL
Contract type name	GDS Contract
Purpose of contract	General
Contract start date	01/04/2006
Contract end date	

18/19 Contracted general activity (UDA)	1,100
Carry forward general activity (UDA)	-22
18/19 Contracted orthodontic activity (UOA)	0
Carry forward orthodontic activity (UOA)	0
Baseline contract value	£21,534.16

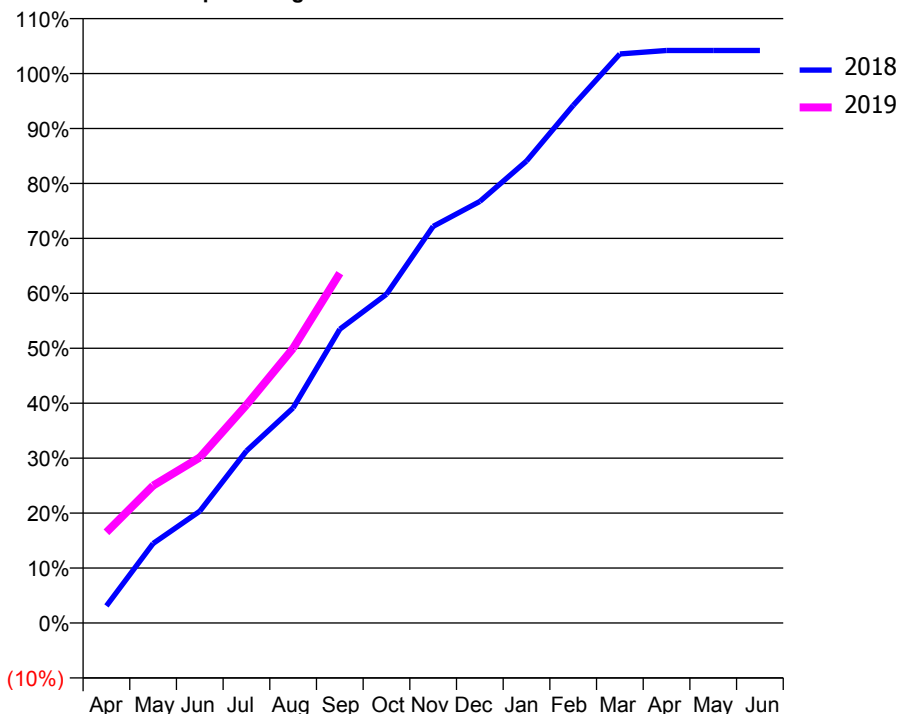
### ACCESS\*

Patients seen in 24 months	Total	Change since previous quarter
Quarter ending September 2017	763	
Quarter ending December 2017	760	→
Quarter ending March 2018	765	→
Quarter ending June 2018	776	→
Quarter ending September 2018	771	→
<b>Variance since September 2017</b>	<b>1.0%</b>	<b>→</b>



### ACTIVITY

Cumulative percentage of contracted UDA delivered 2018 & 2019



Adjusted Scheduled Activity (UDA)

Month	2018	2019
April	34	182
May	159	275
June	224	331
July	344	437
August	431	550
September	588	700
October	658	
November	794	
December	844	
January	925	
February	1,036	
March	1,139	
April	1,146	
May	1,146	
June	1,146	

### QUALITY

	Quantity	Base Number	Contract	AT	Region	England
% of FP17s for the same patient ID Re-attending within 3 months - Children	23	468	4.9%	11.2%	11.1%	11.6%
% of FP17s for the same patient ID Re-attending within 3 months - Adults	4	35	11.4%	14.8%	15.3%	15.5%
% of FP17s for the same patient ID Re-attending between 3 & 9 months - Children	243	468	51.9%	58.6%	61.1%	58.8%
% of FP17s for the same patient ID Re-attending between 3 & 9 months - Adults	13	35	37.1%	49.3%	52.3%	51.1%
% of FP17s for Band 1 Urgent Courses	21	495	4.2%	9.7%	9.5%	9.0%
% of FP17s Relating to Free Repair or Replacements	0	495	0.0%	0.7%	0.7%	0.8%
% of FP17s Relating to Continuations	0	495	0.0%	0.6%	0.8%	0.9%
% of Patients satisfied with the dentistry they have received	0	0	N/A	95.6%	93.6%	93.3%
% of Patients satisfied with the time they had to wait for an appointment	0	0	N/A	88.8%	88.8%	88.9%

\* This is based on patients treated on this contract for their most recent course of treatment. Figures in italics indicate the base number of FP17s or Patient Questionnaire responses are less than 100. N/A is shown where the base number of responses is less than 10 during the period. % is calculated as Quantity/Base number\*100



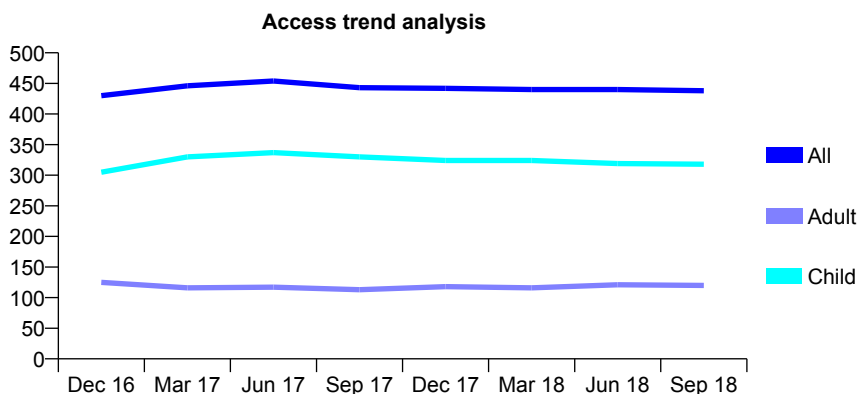
## Q69 - Vital Signs At a Glance Contract Report for 811769/0001 - September 2018

Name or company name	MR PP BRODIE
Contract type name	GDS Contract
Purpose of contract	General
Contract start date	01/04/2006
Contract end date	

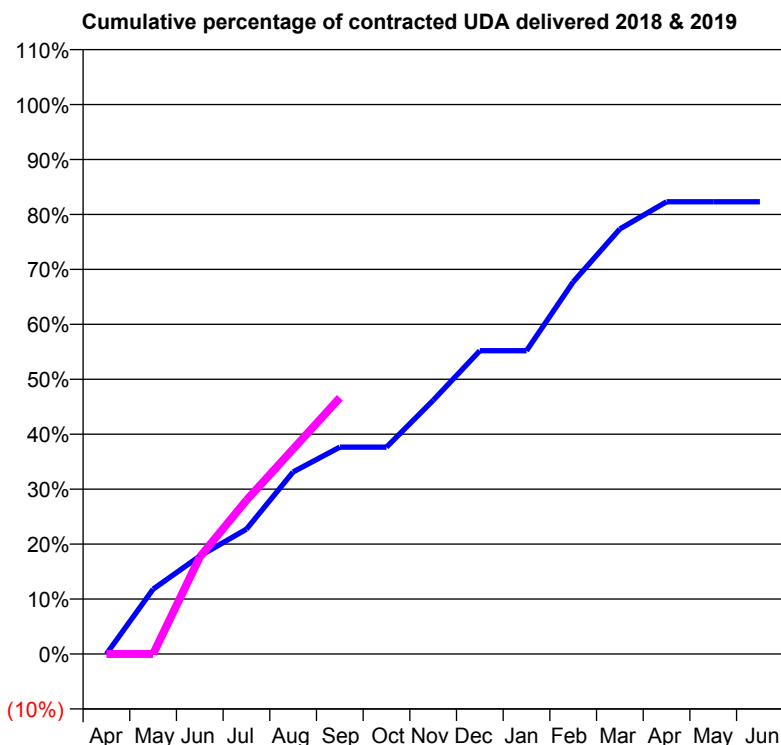
18/19 Contracted general activity (UDA)	1,000
Carry forward general activity (UDA)	0
18/19 Contracted orthodontic activity (UOA)	0
Carry forward orthodontic activity (UOA)	0
Baseline contract value	£23,914.40

### ACCESS\*

Patients seen in 24 months	Total	Change since previous quarter
Quarter ending September 2017	443	
Quarter ending December 2017	442	→
Quarter ending March 2018	440	→
Quarter ending June 2018	440	→
Quarter ending September 2018	438	→
<b>Variance since September 2017</b>	<b>(1.1%)</b>	<b>↓</b>



### ACTIVITY



Adjusted Scheduled Activity (UDA)		
Month	2018	2019
April	0	0
May	118	0
June	178	177
July	227	280
August	331	373
September	376	466
October	376	
November	462	
December	552	
January	552	
February	677	
March	774	
April	823	
May	823	
June	823	

### QUALITY

	Quantity	Base Number	Contract	AT	Region	England
% of FP17s for the same patient ID Re-attending within 3 months - Children	5	280	1.8%	11.2%	11.1%	11.6%
% of FP17s for the same patient ID Re-attending within 3 months - Adults	7	81	8.6%	14.8%	15.3%	15.5%
% of FP17s for the same patient ID Re-attending between 3 & 9 months - Children	189	280	67.5%	58.6%	61.1%	58.8%
% of FP17s for the same patient ID Re-attending between 3 & 9 months - Adults	58	81	71.6%	49.3%	52.3%	51.1%
% of FP17s for Band 1 Urgent Courses	7	322	2.2%	9.7%	9.5%	9.0%
% of FP17s Relating to Free Repair or Replacements	0	322	0.0%	0.7%	0.7%	0.8%
% of FP17s Relating to Continuations	0	322	0.0%	0.6%	0.8%	0.9%
% of Patients satisfied with the dentistry they have received	0	0	N/A	95.6%	93.6%	93.3%
% of Patients satisfied with the time they had to wait for an appointment	0	0	N/A	88.8%	88.8%	88.9%

\* This is based on patients treated on this contract for their most recent course of treatment. Figures in italics indicate the base number of FP17s or Patient Questionnaire responses are less than 100. N/A is shown where the base number of responses is less than 10 during the period. % is calculated as Quantity/Base number\*100

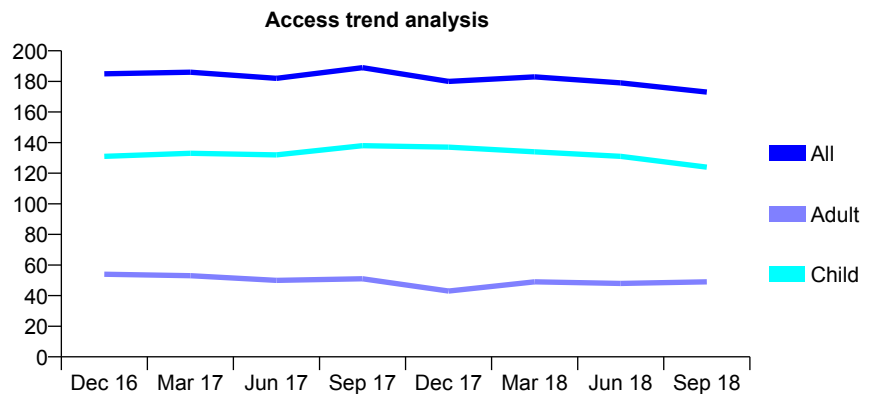
## Q69 - Vital Signs At a Glance Contract Report for 812757/0001 - September 2018

Name or company name	MR C HURST
Contract type name	GDS Contract
Purpose of contract	General
Contract start date	01/04/2006
Contract end date	

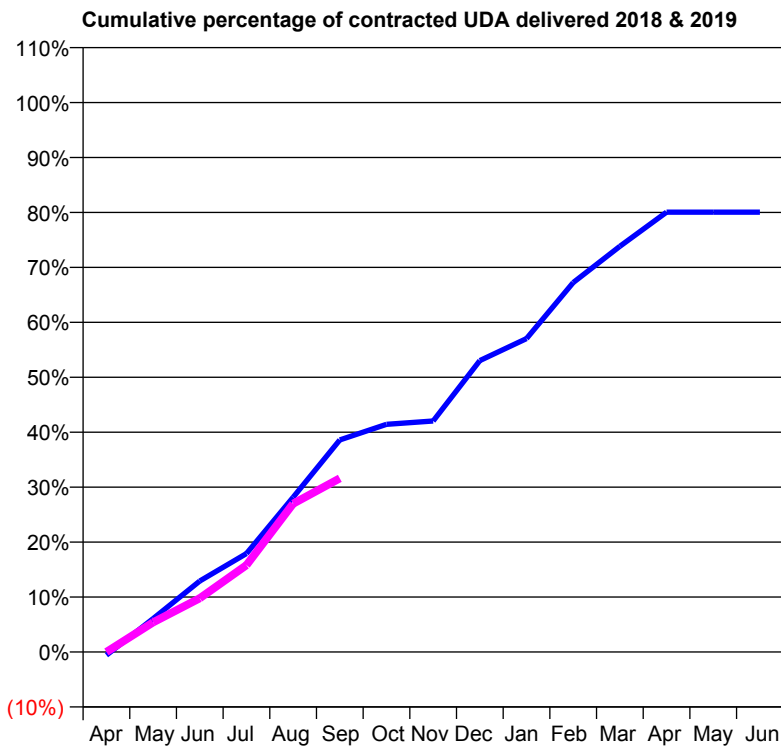
18/19 Contracted general activity (UDA)	500
Carry forward general activity (UDA)	0
18/19 Contracted orthodontic activity (UOA)	0
Carry forward orthodontic activity (UOA)	0
Baseline contract value	£11,953.83

### ACCESS\*

Patients seen in 24 months	Total	Change since previous quarter
Quarter ending September 2017	189	
Quarter ending December 2017	180	↓
Quarter ending March 2018	183	→
Quarter ending June 2018	179	↓
Quarter ending September 2018	173	↓
<b>Variance since September 2017</b>	<b>(8.5%)</b>	<b>↓</b>



### ACTIVITY



Month	Adjusted Scheduled Activity (UDA)	
	2018	2019
April	-3	0
May	30	27
June	65	49
July	90	79
August	141	135
September	193	158
October	207	
November	210	
December	265	
January	285	
February	336	
March	369	
April	400	
May	400	
June	400	

### QUALITY

	Quantity	Base Number	Contract	AT	Region	England
% of FP17s for the same patient ID Re-attending within 3 months - Children	7	86	8.1%	11.2%	11.1%	11.6%
% of FP17s for the same patient ID Re-attending within 3 months - Adults	9	29	31.0%	14.8%	15.3%	15.5%
% of FP17s for the same patient ID Re-attending between 3 & 9 months - Children	52	86	60.5%	58.6%	61.1%	58.8%
% of FP17s for the same patient ID Re-attending between 3 & 9 months - Adults	12	29	41.4%	49.3%	52.3%	51.1%
% of FP17s for Band 1 Urgent Courses	0	93	0.0%	9.7%	9.5%	9.0%
% of FP17s Relating to Free Repair or Replacements	0	93	0.0%	0.7%	0.7%	0.8%
% of FP17s Relating to Continuations	3	93	3.2%	0.6%	0.8%	0.9%
% of Patients satisfied with the dentistry they have received	0	0	N/A	95.6%	93.6%	93.3%
% of Patients satisfied with the time they had to wait for an appointment	0	0	N/A	88.8%	88.8%	88.9%

\* This is based on patients treated on this contract for their most recent course of treatment. Figures in italics indicate the base number of FP17s or Patient Questionnaire responses are less than 100. N/A is shown where the base number of responses is less than 10 during the period. % is calculated as Quantity/Base number\*100

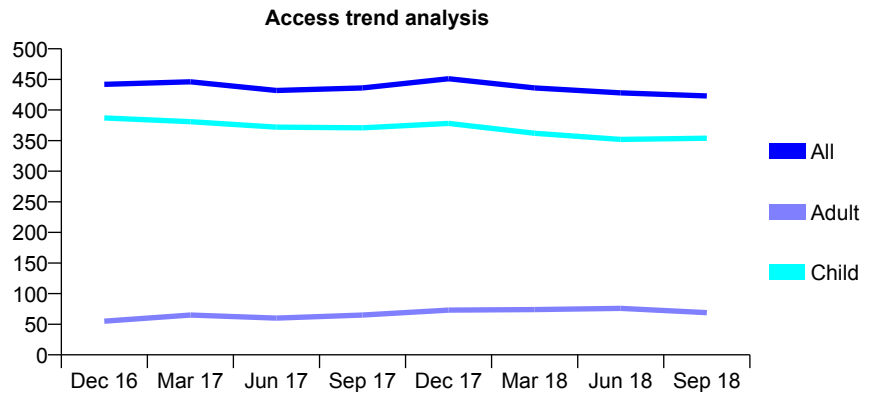
## Q69 - Vital Signs At a Glance Contract Report for 815039/0001 - September 2018

Name or company name	MR PC BRASH
Contract type name	GDS Contract
Purpose of contract	General
Contract start date	01/04/2006
Contract end date	

18/19 Contracted general activity (UDA)	760
Carry forward general activity (UDA)	-15
18/19 Contracted orthodontic activity (UOA)	0
Carry forward orthodontic activity (UOA)	0
Baseline contract value	£20,252.53

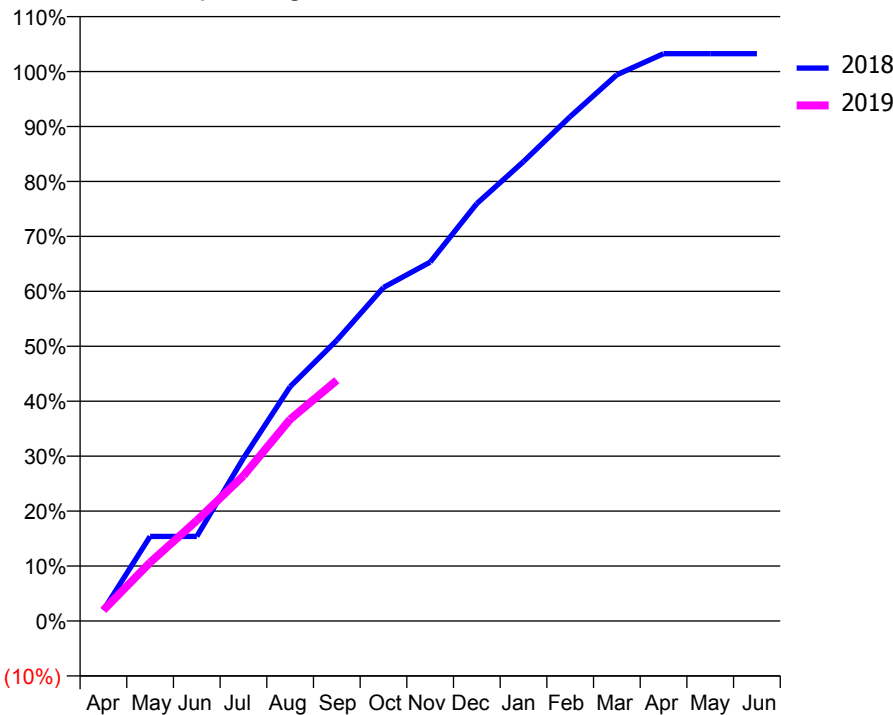
### ACCESS\*

Patients seen in 24 months	Total	Change since previous quarter
Quarter ending September 2017	436	
Quarter ending December 2017	451	↑
Quarter ending March 2018	436	↓
Quarter ending June 2018	428	↓
Quarter ending September 2018	423	↓
<b>Variance since September 2017</b>	<b>(3.0%)</b>	<b>↓</b>



### ACTIVITY

Cumulative percentage of contracted UDA delivered 2018 & 2019



Month	Adjusted Scheduled Activity (UDA)	
	2018	2019
April	15	15
May	117	81
June	117	139
July	225	201
August	324	279
September	388	333
October	461	
November	496	
December	577	
January	635	
February	698	
March	756	
April	785	
May	785	
June	785	

### QUALITY

	Quantity	Base Number	Contract	AT	Region	England
% of FP17s for the same patient ID Re-attending within 3 months - Children	8	222	3.6%	11.2%	11.1%	11.6%
% of FP17s for the same patient ID Re-attending within 3 months - Adults	1	20	5.0%	14.8%	15.3%	15.5%
% of FP17s for the same patient ID Re-attending between 3 & 9 months - Children	132	222	59.5%	58.6%	61.1%	58.8%
% of FP17s for the same patient ID Re-attending between 3 & 9 months - Adults	8	20	40.0%	49.3%	52.3%	51.1%
% of FP17s for Band 1 Urgent Courses	0	221	0.0%	9.7%	9.5%	9.0%
% of FP17s Relating to Free Repair or Replacements	0	221	0.0%	0.7%	0.7%	0.8%
% of FP17s Relating to Continuations	0	221	0.0%	0.6%	0.8%	0.9%
% of Patients satisfied with the dentistry they have received	0	0	N/A	95.6%	93.6%	93.3%
% of Patients satisfied with the time they had to wait for an appointment	0	0	N/A	88.8%	88.8%	88.9%

\* This is based on patients treated on this contract for their most recent course of treatment. Figures in italics indicate the base number of FP17s or Patient Questionnaire responses are less than 100. N/A is shown where the base number of responses is less than 10 during the period. % is calculated as Quantity/Base number\*100

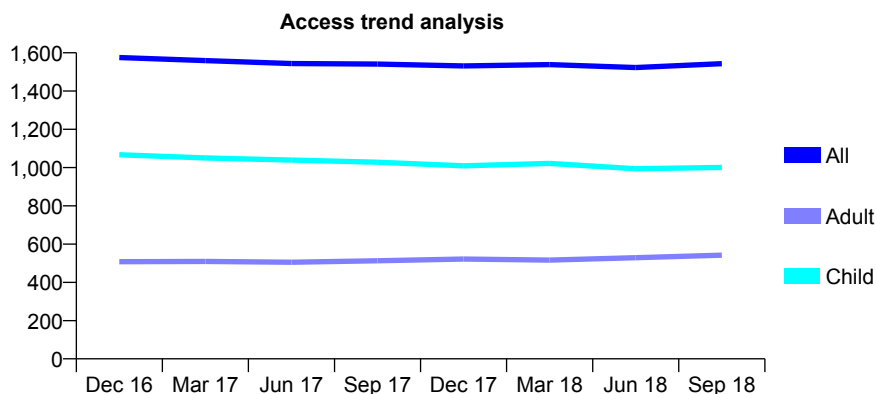
## Q69 - Vital Signs At a Glance Contract Report for 820334/0001 - September 2018

Name or company name	MR A BABOOLAL
Contract type name	GDS Contract
Purpose of contract	General
Contract start date	01/04/2006
Contract end date	

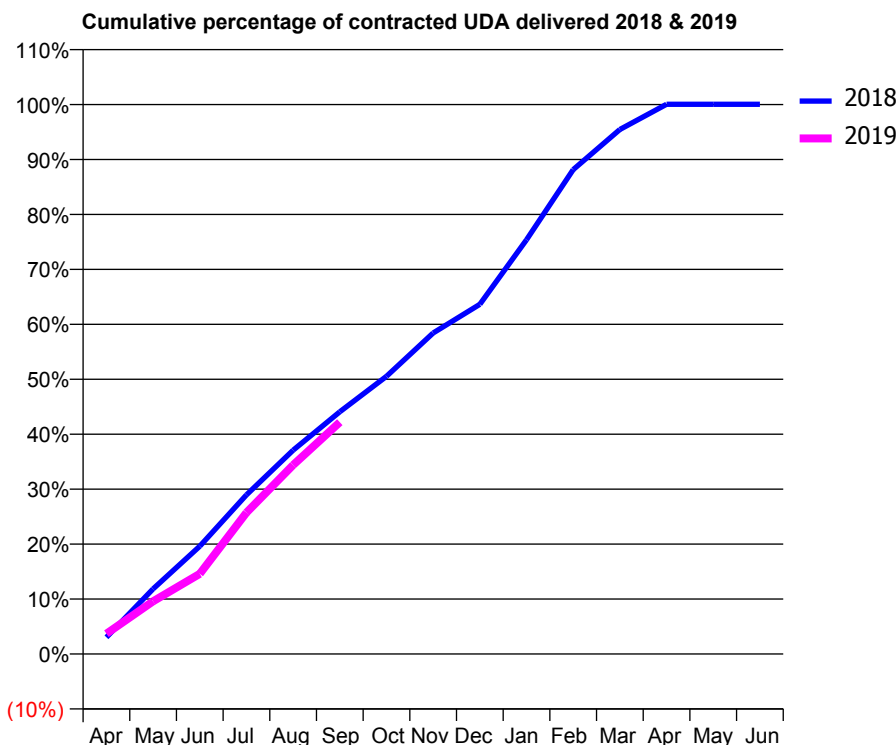
18/19 Contracted general activity (UDA)	3,755
Carry forward general activity (UDA)	-1
18/19 Contracted orthodontic activity (UOA)	0
Carry forward orthodontic activity (UOA)	0
Baseline contract value	£89,608.45

### ACCESS\*

Patients seen in 24 months	Total	Change since previous quarter
Quarter ending September 2017	1,541	
Quarter ending December 2017	1,531	→
Quarter ending March 2018	1,538	→
Quarter ending June 2018	1,523	→
Quarter ending September 2018	1,543	→
<b>Variance since September 2017</b>	<b>0.1%</b>	<b>→</b>



### ACTIVITY



Month	Adjusted Scheduled Activity (UDA)	
	2018	2019
April	115	139
May	445	361
June	737	548
July	1,087	966
August	1,393	1,292
September	1,655	1,584
October	1,898	
November	2,193	
December	2,389	
January	2,831	
February	3,310	
March	3,585	
April	3,756	
May	3,756	
June	3,756	

### QUALITY

	Quantity	Base Number	Contract	AT	Region	England
% of FP17s for the same patient ID Re-attending within 3 months - Children	47	837	5.6%	11.2%	11.1%	11.6%
% of FP17s for the same patient ID Re-attending within 3 months - Adults	14	352	4.0%	14.8%	15.3%	15.5%
% of FP17s for the same patient ID Re-attending between 3 & 9 months - Children	625	837	74.7%	58.6%	61.1%	58.8%
% of FP17s for the same patient ID Re-attending between 3 & 9 months - Adults	266	352	75.6%	49.3%	52.3%	51.1%
% of FP17s for Band 1 Urgent Courses	26	1,082	2.4%	9.7%	9.5%	9.0%
% of FP17s Relating to Free Repair or Replacements	0	1,082	0.0%	0.7%	0.7%	0.8%
% of FP17s Relating to Continuations	15	1,082	1.4%	0.6%	0.8%	0.9%
% of Patients satisfied with the dentistry they have received	0	0	N/A	95.6%	93.6%	93.3%
% of Patients satisfied with the time they had to wait for an appointment	0	0	N/A	88.8%	88.8%	88.9%

\* This is based on patients treated on this contract for their most recent course of treatment. Figures in italics indicate the base number of FP17s or Patient Questionnaire responses are less than 100. N/A is shown where the base number of responses is less than 10 during the period. % is calculated as Quantity/Base number\*100

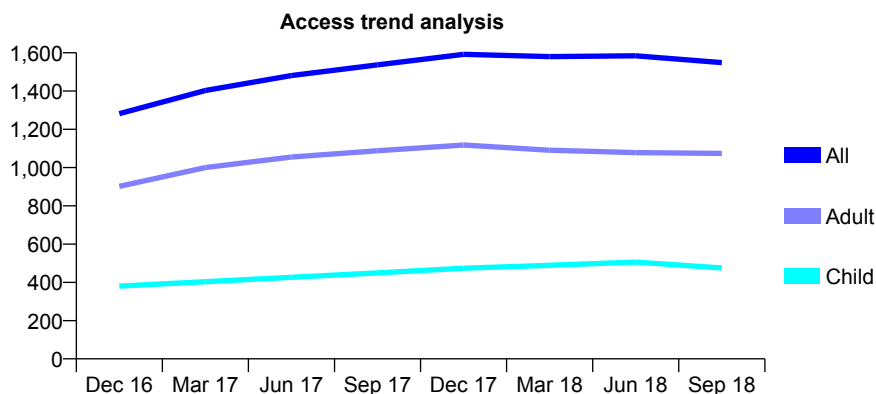
## Q69 - Vital Signs At a Glance Contract Report for 826634/0001 - September 2018

Name or company name	MR G SNYMAN
Contract type name	GDS Contract
Purpose of contract	General
Contract start date	01/04/2006
Contract end date	

18/19 Contracted general activity (UDA)	7,134
Carry forward general activity (UDA)	-100
18/19 Contracted orthodontic activity (UOA)	0
Carry forward orthodontic activity (UOA)	0
Baseline contract value	£451,921.51

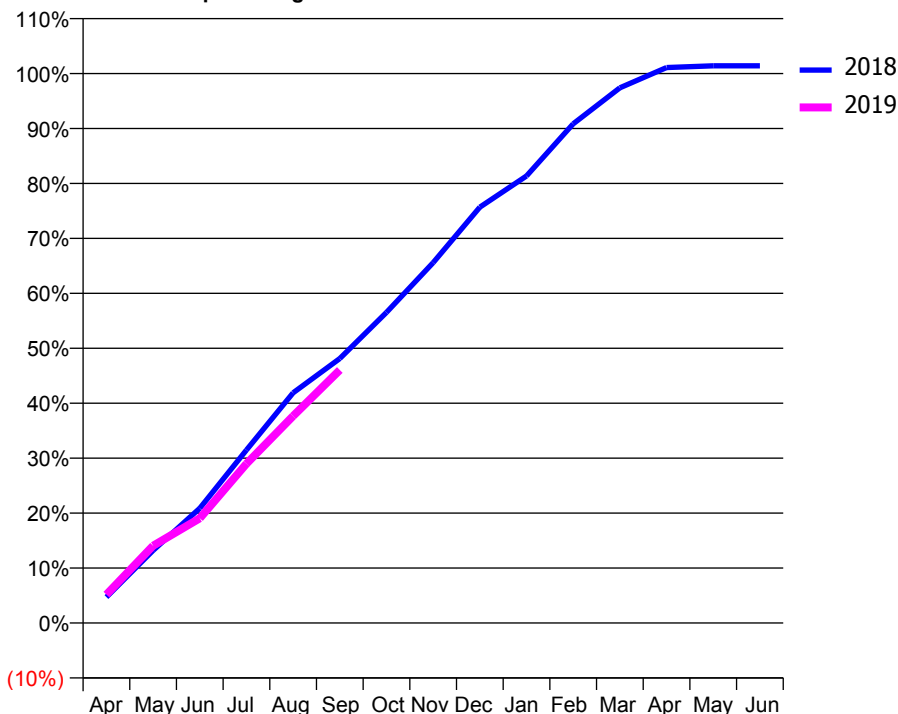
### ACCESS\*

Patients seen in 24 months	Total	Change since previous quarter
Quarter ending September 2017	1,537	
Quarter ending December 2017	1,592	↑
Quarter ending March 2018	1,580	→
Quarter ending June 2018	1,584	→
Quarter ending September 2018	1,549	↓
<b>Variance since September 2017</b>	<b>0.8%</b>	<b>→</b>



### ACTIVITY

Cumulative percentage of contracted UDA delivered 2018 & 2019



Month	Adjusted Scheduled Activity (UDA)	
	2018	2019
April	336	369
May	942	1,003
June	1,490	1,359
July	2,247	2,067
August	2,989	2,688
September	3,435	3,285
October	4,034	
November	4,679	
December	5,400	
January	5,805	
February	6,482	
March	6,948	
April	7,211	
May	7,235	
June	7,235	

### QUALITY

	Quantity	Base Number	Contract	AT	Region	England
% of FP17s for the same patient ID Re-attending within 3 months - Children	3	289	1.0%	11.2%	11.1%	11.6%
% of FP17s for the same patient ID Re-attending within 3 months - Adults	2	484	0.4%	14.8%	15.3%	15.5%
% of FP17s for the same patient ID Re-attending between 3 & 9 months - Children	23	289	8.0%	58.6%	61.1%	58.8%
% of FP17s for the same patient ID Re-attending between 3 & 9 months - Adults	2	484	0.4%	49.3%	52.3%	51.1%
% of FP17s for Band 1 Urgent Courses	2	713	0.3%	9.7%	9.5%	9.0%
% of FP17s Relating to Free Repair or Replacements	0	713	0.0%	0.7%	0.7%	0.8%
% of FP17s Relating to Continuations	0	713	0.0%	0.6%	0.8%	0.9%
% of Patients satisfied with the dentistry they have received	2	2	N/A	95.6%	93.6%	93.3%
% of Patients satisfied with the time they had to wait for an appointment	2	2	N/A	88.8%	88.8%	88.9%

\* This is based on patients treated on this contract for their most recent course of treatment. Figures in italics indicate the base number of FP17s or Patient Questionnaire responses are less than 100. N/A is shown where the base number of responses is less than 10 during the period. % is calculated as Quantity/Base number\*100

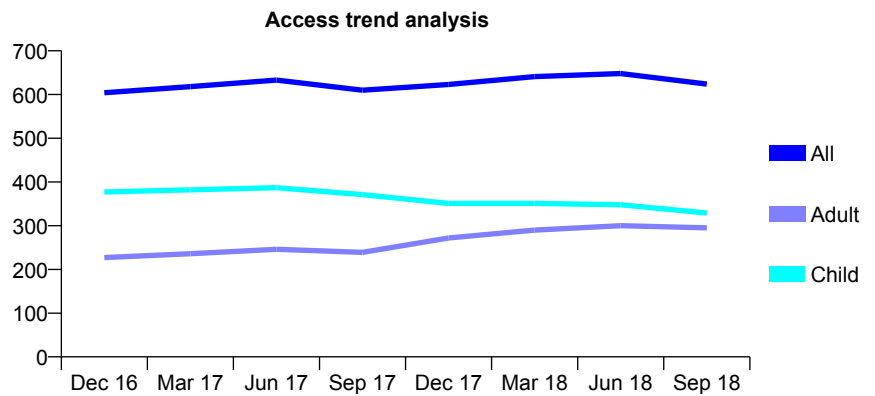
## Q69 - Vital Signs At a Glance Contract Report for 829064/0001 - September 2018

Name or company name	MRS PP KOTHARI
Contract type name	GDS Contract
Purpose of contract	General
Contract start date	01/04/2006
Contract end date	

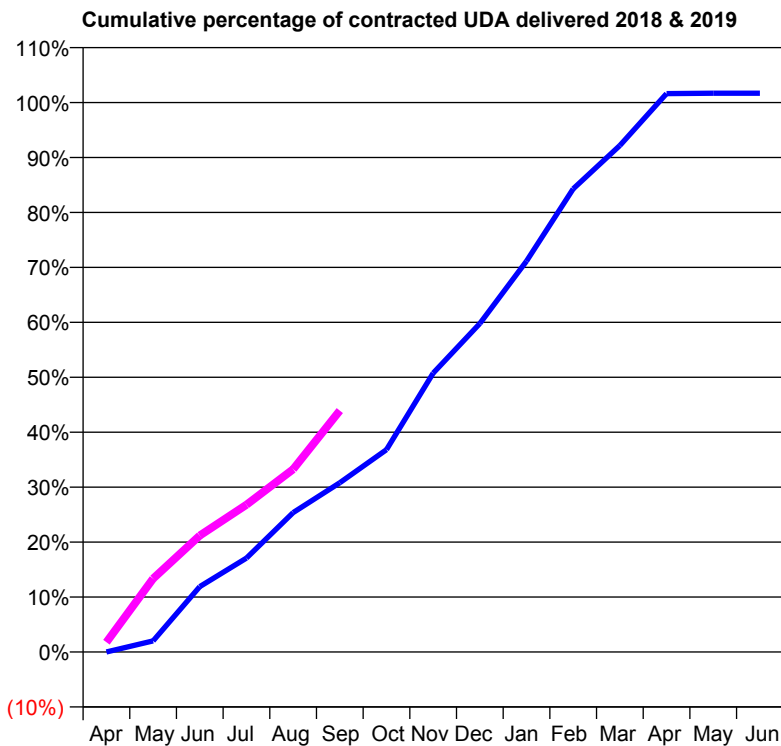
18/19 Contracted general activity (UDA)	1,400
Carry forward general activity (UDA)	-23
18/19 Contracted orthodontic activity (UOA)	0
Carry forward orthodontic activity (UOA)	0
Baseline contract value	£32,573.88

### ACCESS\*

Patients seen in 24 months	Total	Change since previous quarter
Quarter ending September 2017	610	
Quarter ending December 2017	623	↑
Quarter ending March 2018	641	↑
Quarter ending June 2018	648	→
Quarter ending September 2018	624	↓
<b>Variance since September 2017</b>	<b>2.3%</b>	<b>↑</b>



### ACTIVITY



Month	Adjusted Scheduled Activity (UDA)	
	2018	2019
April	0	25
May	28	187
June	167	297
July	239	375
August	355	466
September	431	615
October	516	
November	710	
December	837	
January	996	
February	1,180	
March	1,290	
April	1,423	
May	1,424	
June	1,424	

### QUALITY

	Quantity	Base Number	Contract	AT	Region	England
% of FP17s for the same patient ID Re-attending within 3 months - Children	10	254	3.9%	11.2%	11.1%	11.6%
% of FP17s for the same patient ID Re-attending within 3 months - Adults	4	126	3.2%	14.8%	15.3%	15.5%
% of FP17s for the same patient ID Re-attending between 3 & 9 months - Children	150	254	59.1%	58.6%	61.1%	58.8%
% of FP17s for the same patient ID Re-attending between 3 & 9 months - Adults	45	126	35.7%	49.3%	52.3%	51.1%
% of FP17s for Band 1 Urgent Courses	34	319	10.7%	9.7%	9.5%	9.0%
% of FP17s Relating to Free Repair or Replacements	2	319	0.6%	0.7%	0.7%	0.8%
% of FP17s Relating to Continuations	0	319	0.0%	0.6%	0.8%	0.9%
% of Patients satisfied with the dentistry they have received	0	0	N/A	95.6%	93.6%	93.3%
% of Patients satisfied with the time they had to wait for an appointment	0	0	N/A	88.8%	88.8%	88.9%

\* This is based on patients treated on this contract for their most recent course of treatment. Figures in italics indicate the base number of FP17s or Patient Questionnaire responses are less than 100. N/A is shown where the base number of responses is less than 10 during the period. % is calculated as Quantity/Base number\*100

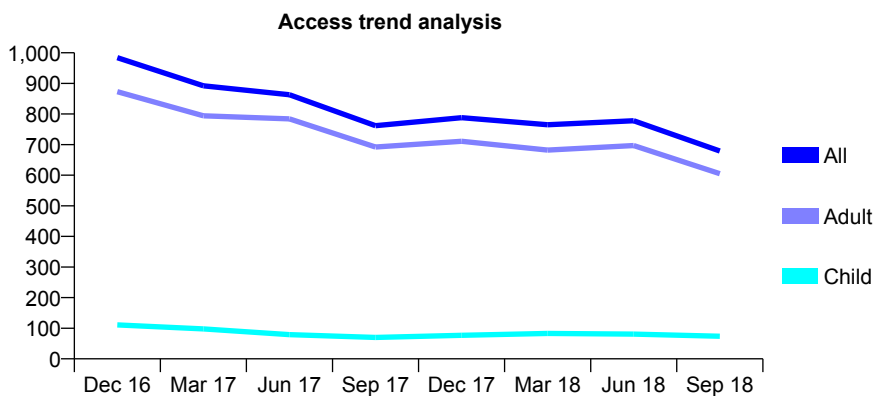
## Q69 - Vital Signs At a Glance Contract Report for 829471/0006 - September 2018

Name or company name	SMILE CARE SLOUGH LTD
Contract type name	GDS Contract
Purpose of contract	General
Contract start date	01/04/2006
Contract end date	

18/19 Contracted general activity (UDA)	3,143
Carry forward general activity (UDA)	0
18/19 Contracted orthodontic activity (UOA)	0
Carry forward orthodontic activity (UOA)	0
Baseline contract value	£255,508.85

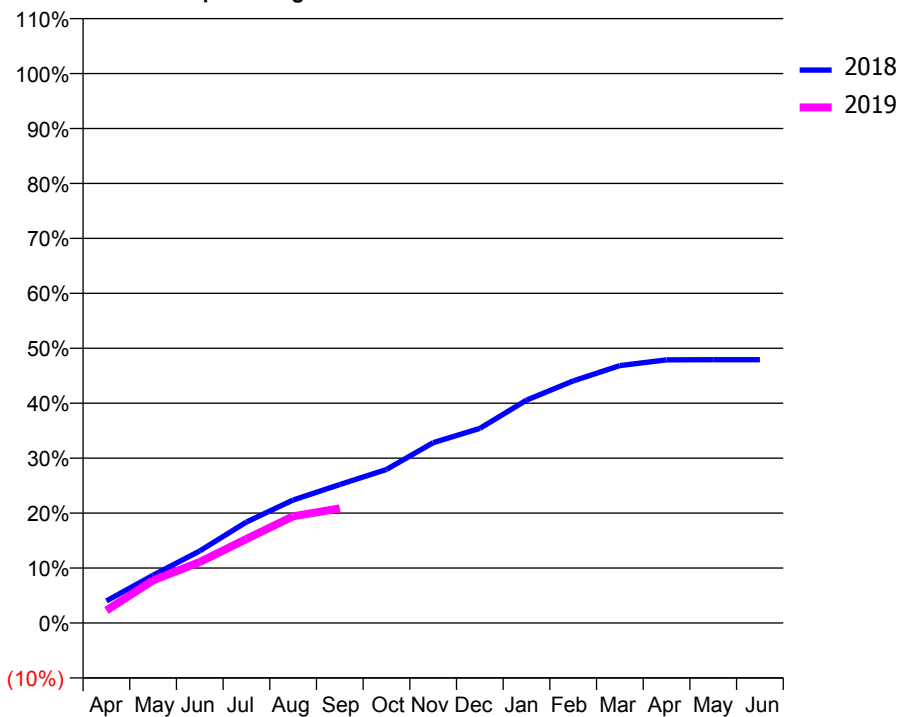
### ACCESS\*

Patients seen in 24 months	Total	Change since previous quarter
Quarter ending September 2017	762	
Quarter ending December 2017	788	↑
Quarter ending March 2018	765	↓
Quarter ending June 2018	778	→
Quarter ending September 2018	679	↓
<b>Variance since September 2017</b>	<b>(10.9%)</b>	<b>↓</b>



### ACTIVITY

Cumulative percentage of contracted UDA delivered 2018 & 2019



Month	Adjusted Scheduled Activity (UDA)	
	2018	2019
April	126	72
May	273	244
June	412	349
July	578	481
August	703	611
September	792	656
October	878	
November	1,031	
December	1,113	
January	1,275	
February	1,384	
March	1,473	
April	1,505	
May	1,506	
June	1,506	

### QUALITY

	Quantity	Base Number	Contract	AT	Region	England
% of FP17s for the same patient ID Re-attending within 3 months - Children	1	102	1.0%	11.2%	11.1%	11.6%
% of FP17s for the same patient ID Re-attending within 3 months - Adults	4	459	0.9%	14.8%	15.3%	15.5%
% of FP17s for the same patient ID Re-attending between 3 & 9 months - Children	0	102	0.0%	58.6%	61.1%	58.8%
% of FP17s for the same patient ID Re-attending between 3 & 9 months - Adults	3	459	0.7%	49.3%	52.3%	51.1%
% of FP17s for Band 1 Urgent Courses	524	533	98.3%	9.7%	9.5%	9.0%
% of FP17s Relating to Free Repair or Replacements	0	533	0.0%	0.7%	0.7%	0.8%
% of FP17s Relating to Continuations	0	533	0.0%	0.6%	0.8%	0.9%
% of Patients satisfied with the dentistry they have received	4	4	N/A	95.6%	93.6%	93.3%
% of Patients satisfied with the time they had to wait for an appointment	4	4	N/A	88.8%	88.8%	88.9%

\* This is based on patients treated on this contract for their most recent course of treatment. Figures in italics indicate the base number of FP17s or Patient Questionnaire responses are less than 100. N/A is shown where the base number of responses is less than 10 during the period. % is calculated as Quantity/Base number\*100



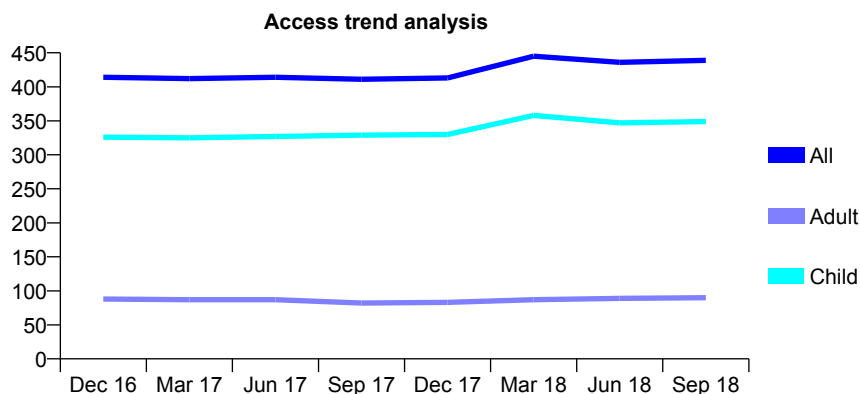
## Q69 - Vital Signs At a Glance Contract Report for 830119/0001 - September 2018

Name or company name	MR MJ MCKENNY
Contract type name	GDS Contract
Purpose of contract	General
Contract start date	01/04/2008
Contract end date	

18/19 Contracted general activity (UDA)	732
Carry forward general activity (UDA)	3
18/19 Contracted orthodontic activity (UOA)	0
Carry forward orthodontic activity (UOA)	0
Baseline contract value	£16,441.44

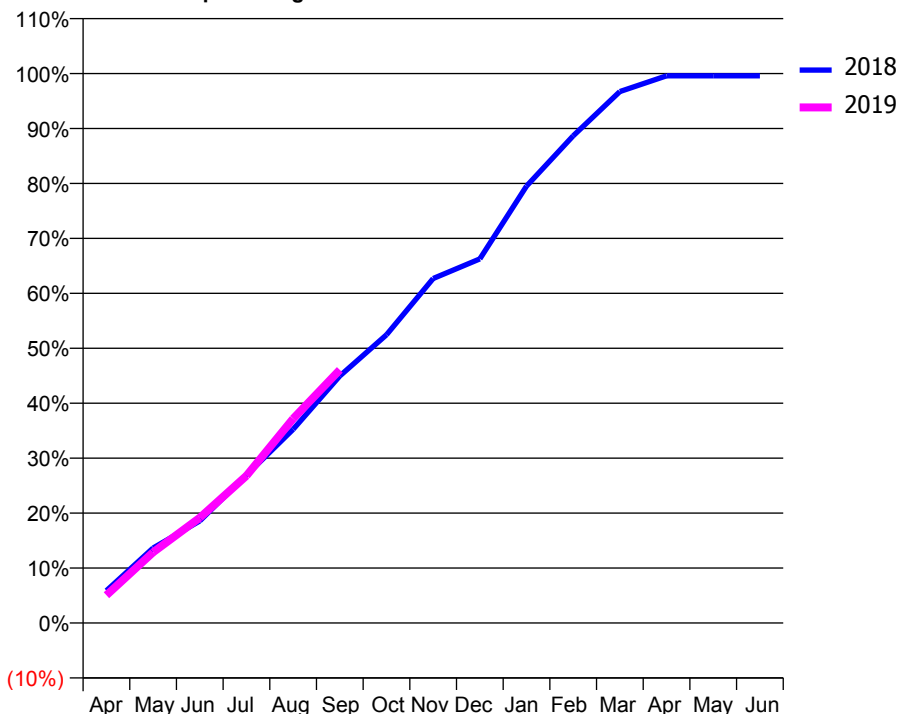
### ACCESS\*

Patients seen in 24 months	Total	Change since previous quarter
Quarter ending September 2017	411	
Quarter ending December 2017	413	→
Quarter ending March 2018	445	↑
Quarter ending June 2018	436	↓
Quarter ending September 2018	439	→
<b>Variance since September 2017</b>	<b>6.8%</b>	<b>↑</b>



### ACTIVITY

Cumulative percentage of contracted UDA delivered 2018 & 2019



Month	Adjusted Scheduled Activity (UDA)	
	2018	2019
April	43	37
May	100	94
June	136	140
July	197	196
August	258	272
September	329	337
October	384	
November	459	
December	485	
January	582	
February	649	
March	708	
April	729	
May	729	
June	729	

### QUALITY

	Quantity	Base Number	Contract	AT	Region	England
% of FP17s for the same patient ID Re-attending within 3 months - Children	13	237	5.5%	11.2%	11.1%	11.6%
% of FP17s for the same patient ID Re-attending within 3 months - Adults	0	34	0.0%	14.8%	15.3%	15.5%
% of FP17s for the same patient ID Re-attending between 3 & 9 months - Children	116	237	48.9%	58.6%	61.1%	58.8%
% of FP17s for the same patient ID Re-attending between 3 & 9 months - Adults	13	34	38.2%	49.3%	52.3%	51.1%
% of FP17s for Band 1 Urgent Courses	1	254	0.4%	9.7%	9.5%	9.0%
% of FP17s Relating to Free Repair or Replacements	0	254	0.0%	0.7%	0.7%	0.8%
% of FP17s Relating to Continuations	4	254	1.6%	0.6%	0.8%	0.9%
% of Patients satisfied with the dentistry they have received	0	0	N/A	95.6%	93.6%	93.3%
% of Patients satisfied with the time they had to wait for an appointment	0	0	N/A	88.8%	88.8%	88.9%

\* This is based on patients treated on this contract for their most recent course of treatment. Figures in italics indicate the base number of FP17s or Patient Questionnaire responses are less than 100. N/A is shown where the base number of responses is less than 10 during the period. % is calculated as Quantity/Base number\*100

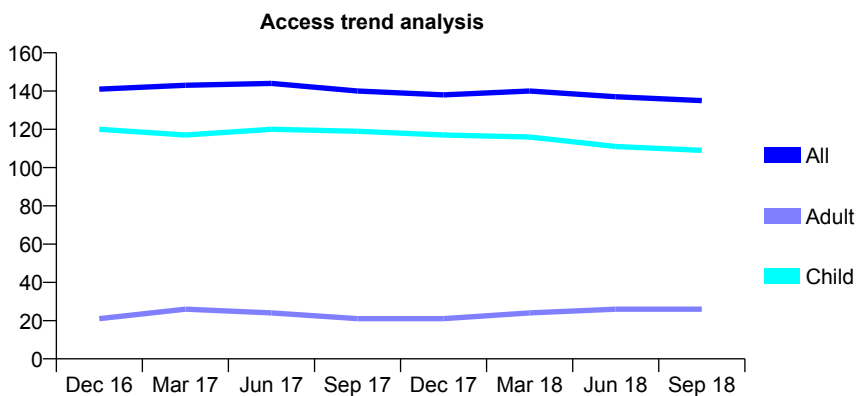
## Q69 - Vital Signs At a Glance Contract Report for 830429/0001 - September 2018

Name or company name	MRS CA PEERS
Contract type name	GDS Contract
Purpose of contract	General
Contract start date	01/04/2006
Contract end date	

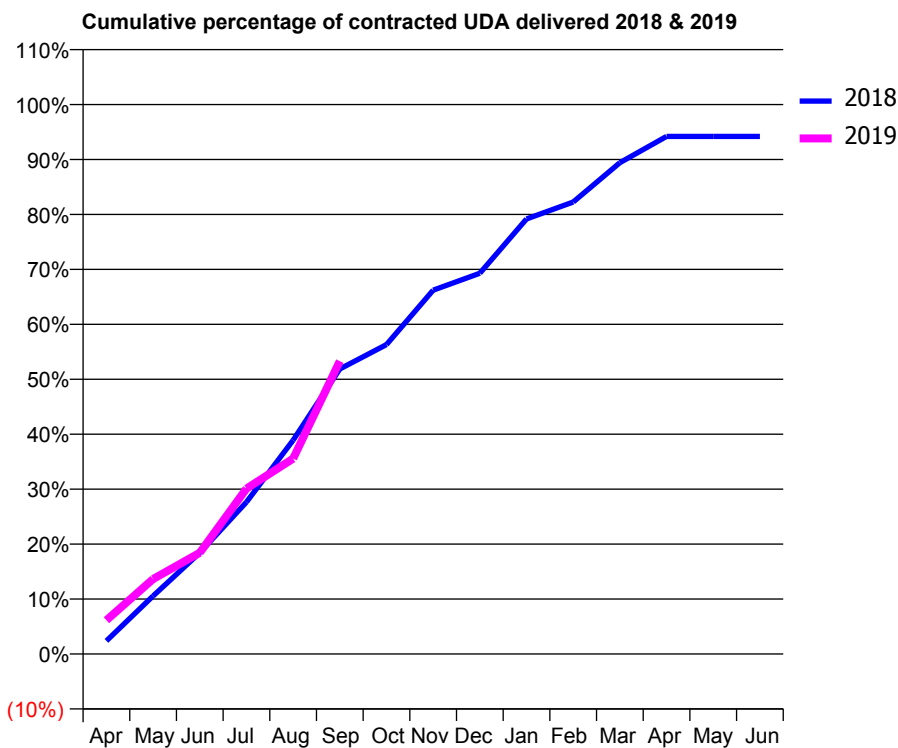
18/19 Contracted general activity (UDA)	293
Carry forward general activity (UDA)	0
18/19 Contracted orthodontic activity (UOA)	0
Carry forward orthodontic activity (UOA)	0
Baseline contract value	£7,008.42

### ACCESS\*

Patients seen in 24 months	Total	Change since previous quarter
Quarter ending September 2017	140	
Quarter ending December 2017	138	↓
Quarter ending March 2018	140	→
Quarter ending June 2018	137	↓
Quarter ending September 2018	135	↓
<b>Variance since September 2017</b>	<b>(3.6%)</b>	<b>↓</b>



### ACTIVITY



Month	Adjusted Scheduled Activity (UDA)	
	2018	2019
April	7	18
May	31	40
June	54	54
July	81	88
August	114	104
September	152	156
October	165	
November	194	
December	203	
January	232	
February	241	
March	262	
April	276	
May	276	
June	276	

### QUALITY

	Quantity	Base Number	Contract	AT	Region	England
% of FP17s for the same patient ID Re-attending within 3 months - Children	12	107	11.2%	11.2%	11.1%	11.6%
% of FP17s for the same patient ID Re-attending within 3 months - Adults	1	5	20.0%	14.8%	15.3%	15.5%
% of FP17s for the same patient ID Re-attending between 3 & 9 months - Children	77	107	72.0%	58.6%	61.1%	58.8%
% of FP17s for the same patient ID Re-attending between 3 & 9 months - Adults	4	5	80.0%	49.3%	52.3%	51.1%
% of FP17s for Band 1 Urgent Courses	1	98	1.0%	9.7%	9.5%	9.0%
% of FP17s Relating to Free Repair or Replacements	0	98	0.0%	0.7%	0.7%	0.8%
% of FP17s Relating to Continuations	5	98	5.1%	0.6%	0.8%	0.9%
% of Patients satisfied with the dentistry they have received	0	0	N/A	95.6%	93.6%	93.3%
% of Patients satisfied with the time they had to wait for an appointment	0	0	N/A	88.8%	88.8%	88.9%

\* This is based on patients treated on this contract for their most recent course of treatment. Figures in italics indicate the base number of FP17s or Patient Questionnaire responses are less than 100. N/A is shown where the base number of responses is less than 10 during the period. % is calculated as Quantity/Base number\*100

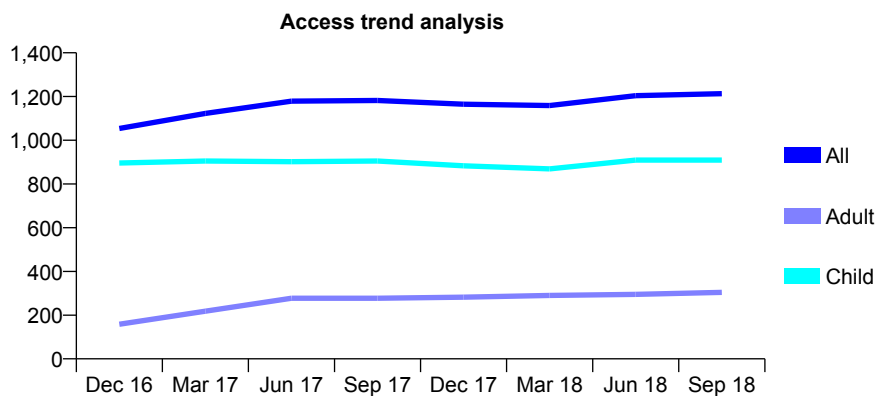
## Q69 - Vital Signs At a Glance Contract Report for 834815/0001 - September 2018

Name or company name	Watlington Dental Centre
Contract type name	GDS Contract
Purpose of contract	General
Contract start date	01/04/2006
Contract end date	

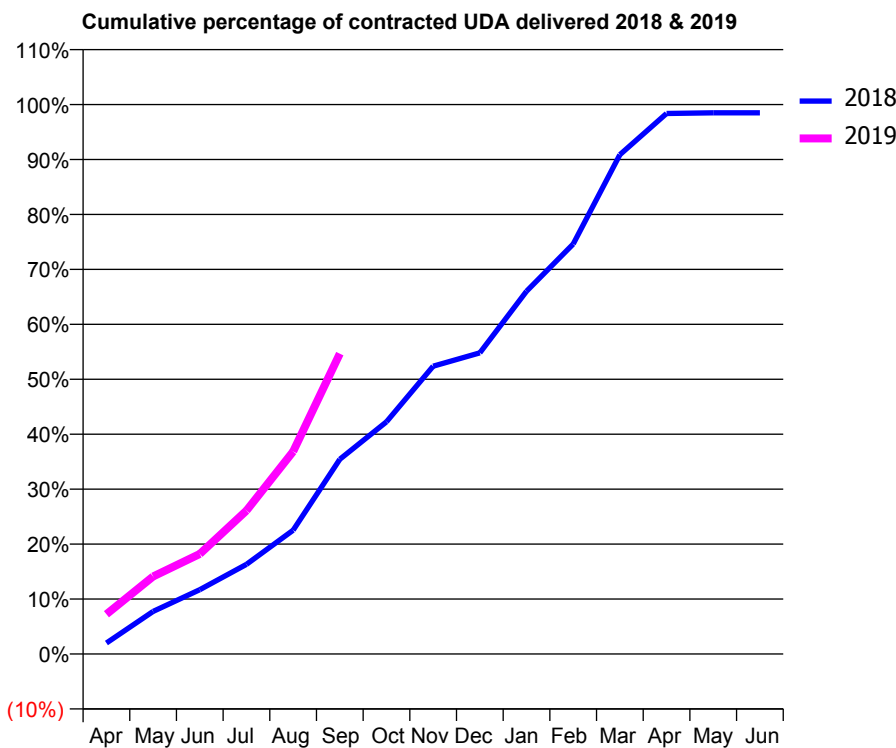
18/19 Contracted general activity (UDA)	2,300
Carry forward general activity (UDA)	0
18/19 Contracted orthodontic activity (UOA)	0
Carry forward orthodontic activity (UOA)	0
Baseline contract value	£54,990.53

### ACCESS\*

Patients seen in 24 months	Total	Change since previous quarter
Quarter ending September 2017	1,182	
Quarter ending December 2017	1,165	↓
Quarter ending March 2018	1,159	→
Quarter ending June 2018	1,204	↑
Quarter ending September 2018	1,213	→
<b>Variance since September 2017</b>	<b>2.6%</b>	<b>↑</b>



### ACTIVITY



Month	Adjusted Scheduled Activity (UDA)	
	2018	2019
April	46	166
May	178	325
June	269	419
July	375	600
August	518	848
September	815	1,257
October	972	
November	1,205	
December	1,261	
January	1,518	
February	1,716	
March	2,090	
April	2,262	
May	2,265	
June	2,265	

### QUALITY

	Quantity	Base Number	Contract	AT	Region	England
% of FP17s for the same patient ID Re-attending within 3 months - Children	45	629	7.2%	11.2%	11.1%	11.6%
% of FP17s for the same patient ID Re-attending within 3 months - Adults	2	63	3.2%	14.8%	15.3%	15.5%
% of FP17s for the same patient ID Re-attending between 3 & 9 months - Children	325	629	51.7%	58.6%	61.1%	58.8%
% of FP17s for the same patient ID Re-attending between 3 & 9 months - Adults	25	63	39.7%	49.3%	52.3%	51.1%
% of FP17s for Band 1 Urgent Courses	11	641	1.7%	9.7%	9.5%	9.0%
% of FP17s Relating to Free Repair or Replacements	0	641	0.0%	0.7%	0.7%	0.8%
% of FP17s Relating to Continuations	0	641	0.0%	0.6%	0.8%	0.9%
% of Patients satisfied with the dentistry they have received	1	1	N/A	95.6%	93.6%	93.3%
% of Patients satisfied with the time they had to wait for an appointment	1	1	N/A	88.8%	88.8%	88.9%

\* This is based on patients treated on this contract for their most recent course of treatment. Figures in italics indicate the base number of FP17s or Patient Questionnaire responses are less than 100. N/A is shown where the base number of responses is less than 10 during the period. % is calculated as Quantity/Base number\*100

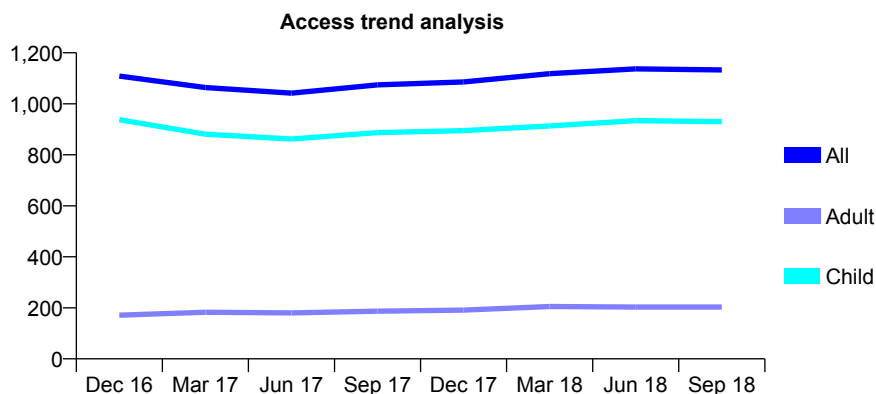
## Q69 - Vital Signs At a Glance Contract Report for 839175/0004 - September 2018

Name or company name	MR U BOSE
Contract type name	GDS Contract
Purpose of contract	General
Contract start date	01/01/2013
Contract end date	

18/19 Contracted general activity (UDA)	3,000
Carry forward general activity (UDA)	0
18/19 Contracted orthodontic activity (UOA)	0
Carry forward orthodontic activity (UOA)	0
Baseline contract value	£75,469.40

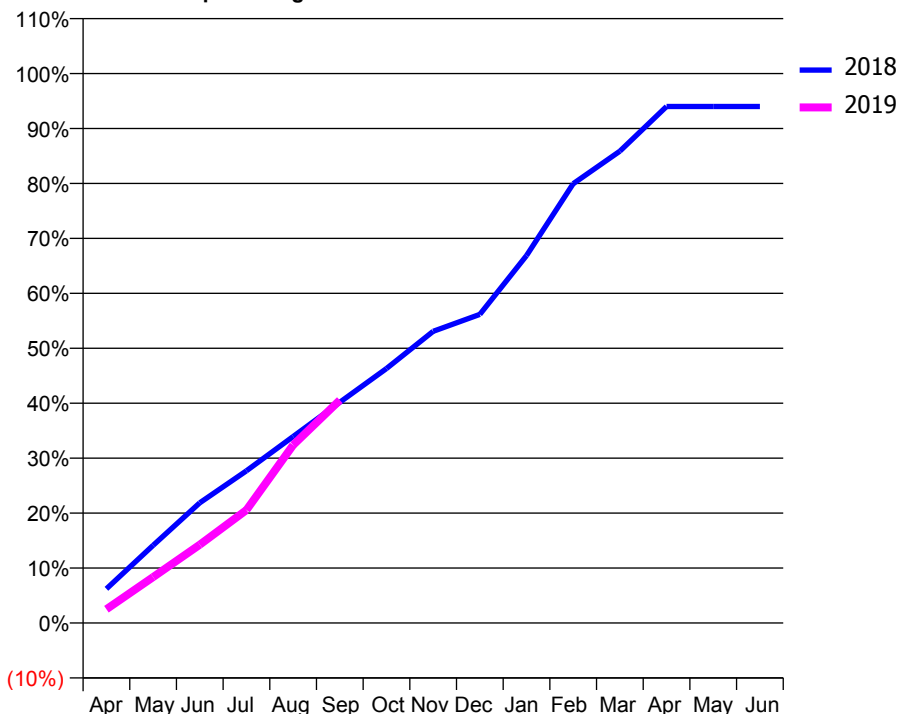
### ACCESS\*

Patients seen in 24 months	Total	Change since previous quarter
Quarter ending September 2017	1,074	
Quarter ending December 2017	1,086	→
Quarter ending March 2018	1,118	↑
Quarter ending June 2018	1,137	→
Quarter ending September 2018	1,133	→
<b>Variance since September 2017</b>	<b>5.5%</b>	<b>↑</b>



### ACTIVITY

Cumulative percentage of contracted UDA delivered 2018 & 2019



Adjusted Scheduled Activity (UDA)		
Month	2018	2019
April	187	75
May	424	251
June	656	428
July	831	617
August	1,018	972
September	1,205	1,217
October	1,389	
November	1,592	
December	1,685	
January	2,006	
February	2,398	
March	2,576	
April	2,820	
May	2,820	
June	2,820	

### QUALITY

	Quantity	Base Number	Contract	AT	Region	England
% of FP17s for the same patient ID Re-attending within 3 months - Children	292	1,103	26.5%	11.2%	11.1%	11.6%
% of FP17s for the same patient ID Re-attending within 3 months - Adults	12	69	17.4%	14.8%	15.3%	15.5%
% of FP17s for the same patient ID Re-attending between 3 & 9 months - Children	420	1,103	38.1%	58.6%	61.1%	58.8%
% of FP17s for the same patient ID Re-attending between 3 & 9 months - Adults	27	69	39.1%	49.3%	52.3%	51.1%
% of FP17s for Band 1 Urgent Courses	4	966	0.4%	9.7%	9.5%	9.0%
% of FP17s Relating to Free Repair or Replacements	2	966	0.2%	0.7%	0.7%	0.8%
% of FP17s Relating to Continuations	0	966	0.0%	0.6%	0.8%	0.9%
% of Patients satisfied with the dentistry they have received	1	1	N/A	95.6%	93.6%	93.3%
% of Patients satisfied with the time they had to wait for an appointment	1	1	N/A	88.8%	88.8%	88.9%

\* This is based on patients treated on this contract for their most recent course of treatment. Figures in italics indicate the base number of FP17s or Patient Questionnaire responses are less than 100. N/A is shown where the base number of responses is less than 10 during the period. % is calculated as Quantity/Base number\*100

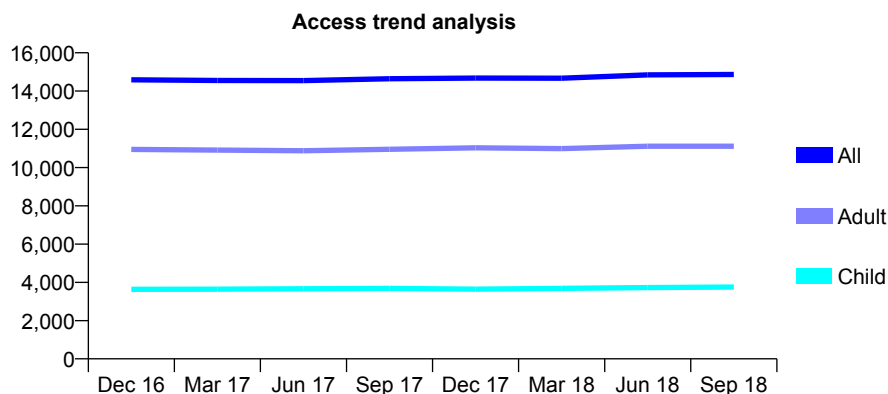
## Q69 - Vital Signs At a Glance Contract Report for 842834/0001 - September 2018

Name or company name	MR HR LABBANI MOTLAGH
Contract type name	GDS Contract
Purpose of contract	General
Contract start date	01/12/2009
Contract end date	

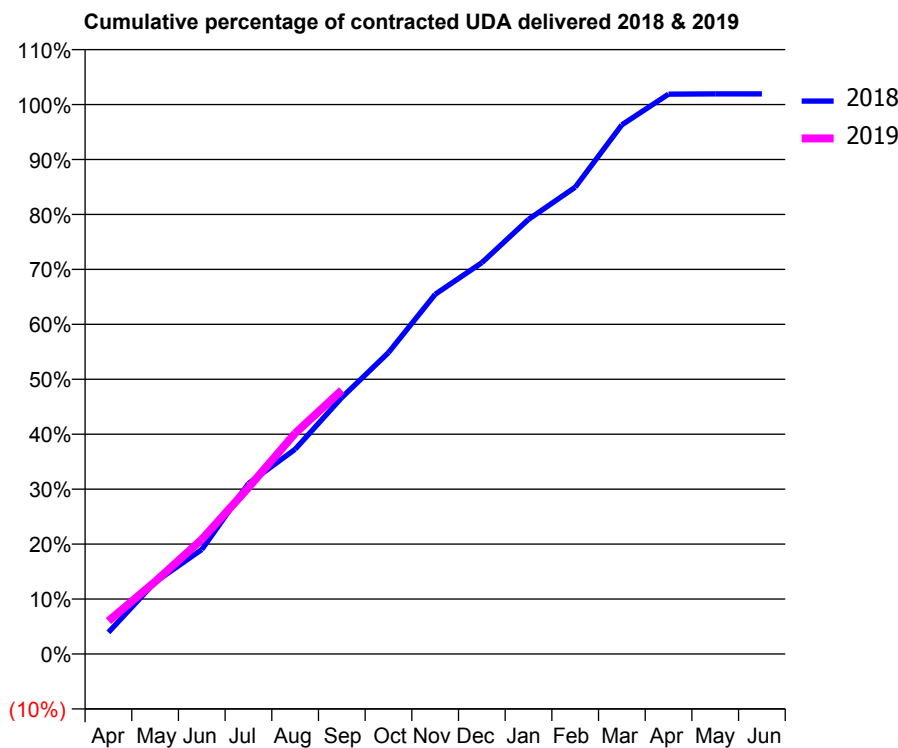
18/19 Contracted general activity (UDA)	36,100
Carry forward general activity (UDA)	-695
18/19 Contracted orthodontic activity (UOA)	0
Carry forward orthodontic activity (UOA)	0
Baseline contract value	£1,055,515.13

### ACCESS\*

Patients seen in 24 months	Total	Change since previous quarter
Quarter ending September 2017	14,642	
Quarter ending December 2017	14,678	→
Quarter ending March 2018	14,674	→
Quarter ending June 2018	14,847	→
Quarter ending September 2018	14,866	→
<b>Variance since September 2017</b>	<b>1.5%</b>	<b>→</b>



### ACTIVITY



Month	Adjusted Scheduled Activity (UDA)	
	2018	2019
April	1,424	2,166
May	4,728	4,754
June	6,864	7,526
July	11,196	10,941
August	13,452	14,504
September	16,851	17,336
October	19,806	
November	23,635	
December	25,710	
January	28,559	
February	30,669	
March	34,769	
April	36,781	
May	36,796	
June	36,796	

### QUALITY

	Quantity	Base Number	Contract	AT	Region	England
% of FP17s for the same patient ID Re-attending within 3 months - Children	39	2,702	1.4%	11.2%	11.1%	11.6%
% of FP17s for the same patient ID Re-attending within 3 months - Adults	378	7,327	5.2%	14.8%	15.3%	15.5%
% of FP17s for the same patient ID Re-attending between 3 & 9 months - Children	1,502	2,702	55.6%	58.6%	61.1%	58.8%
% of FP17s for the same patient ID Re-attending between 3 & 9 months - Adults	4,060	7,327	55.4%	49.3%	52.3%	51.1%
% of FP17s for Band 1 Urgent Courses	39	9,014	0.4%	9.7%	9.5%	9.0%
% of FP17s Relating to Free Repair or Replacements	1	9,014	0.0%	0.7%	0.7%	0.8%
% of FP17s Relating to Continuations	44	9,014	0.5%	0.6%	0.8%	0.9%
% of Patients satisfied with the dentistry they have received	54	54	100.0%	95.6%	93.6%	93.3%
% of Patients satisfied with the time they had to wait for an appointment	53	54	98.1%	88.8%	88.8%	88.9%

\* This is based on patients treated on this contract for their most recent course of treatment. Figures in italics indicate the base number of FP17s or Patient Questionnaire responses are less than 100. N/A is shown where the base number of responses is less than 10 during the period. % is calculated as Quantity/Base number\*100

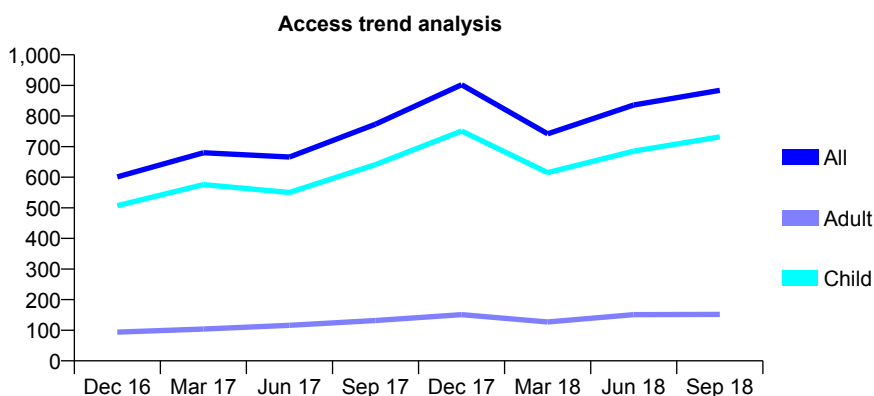
## Q69 - Vital Signs At a Glance Contract Report for 847054/0001 - September 2018

Name or company name	MR RA HUGHES
Contract type name	GDS Contract
Purpose of contract	General
Contract start date	01/04/2006
Contract end date	

18/19 Contracted general activity (UDA)	1,526
Carry forward general activity (UDA)	0
18/19 Contracted orthodontic activity (UOA)	0
Carry forward orthodontic activity (UOA)	0
Baseline contract value	£40,097.88

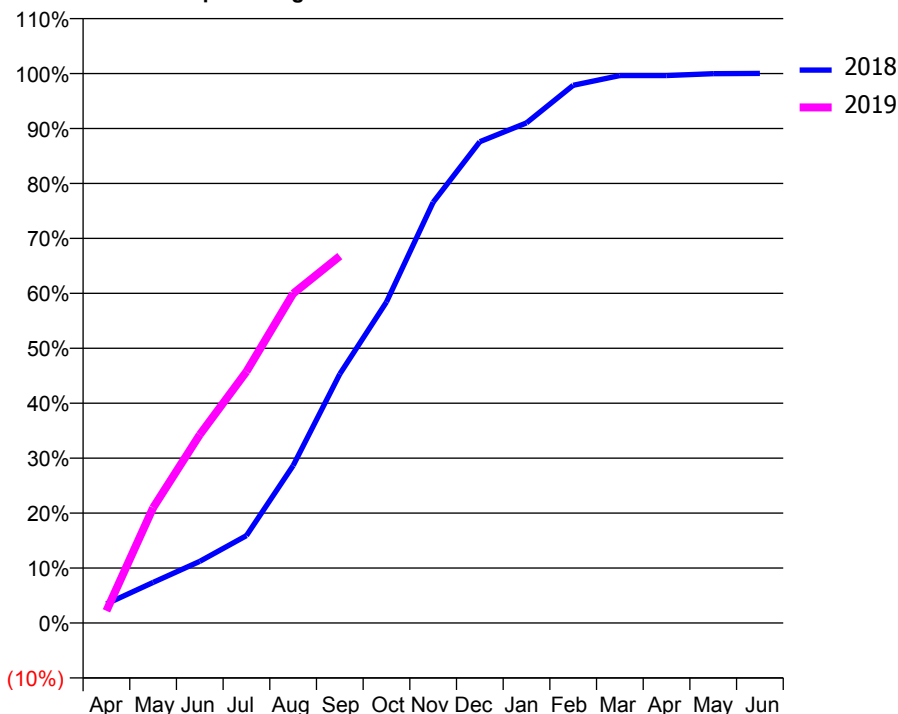
### ACCESS\*

Patients seen in 24 months	Total	Change since previous quarter
Quarter ending September 2017	773	
Quarter ending December 2017	902	↑
Quarter ending March 2018	742	↓
Quarter ending June 2018	836	↑
Quarter ending September 2018	884	↑
<b>Variance since September 2017</b>	<b>14.4%</b>	<b>↑</b>



### ACTIVITY

Cumulative percentage of contracted UDA delivered 2018 & 2019



Month	Adjusted Scheduled Activity (UDA)	
	2018	2019
April	53	34
May	113	320
June	171	523
July	243	698
August	437	915
September	691	1,019
October	891	
November	1,169	
December	1,337	
January	1,389	
February	1,493	
March	1,520	
April	1,520	
May	1,525	
June	1,526	

### QUALITY

	Quantity	Base Number	Contract	AT	Region	England
% of FP17s for the same patient ID Re-attending within 3 months - Children	48	705	6.8%	11.2%	11.1%	11.6%
% of FP17s for the same patient ID Re-attending within 3 months - Adults	6	70	8.6%	14.8%	15.3%	15.5%
% of FP17s for the same patient ID Re-attending between 3 & 9 months - Children	308	705	43.7%	58.6%	61.1%	58.8%
% of FP17s for the same patient ID Re-attending between 3 & 9 months - Adults	18	70	25.7%	49.3%	52.3%	51.1%
% of FP17s for Band 1 Urgent Courses	25	771	3.2%	9.7%	9.5%	9.0%
% of FP17s Relating to Free Repair or Replacements	0	771	0.0%	0.7%	0.7%	0.8%
% of FP17s Relating to Continuations	0	771	0.0%	0.6%	0.8%	0.9%
% of Patients satisfied with the dentistry they have received	0	0	N/A	95.6%	93.6%	93.3%
% of Patients satisfied with the time they had to wait for an appointment	0	0	N/A	88.8%	88.8%	88.9%

\* This is based on patients treated on this contract for their most recent course of treatment. Figures in italics indicate the base number of FP17s or Patient Questionnaire responses are less than 100. N/A is shown where the base number of responses is less than 10 during the period. % is calculated as Quantity/Base number\*100

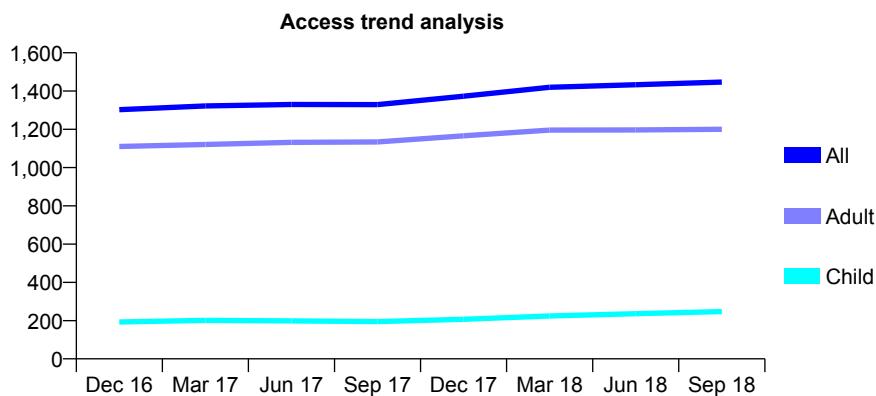
## Q69 - Vital Signs At a Glance Contract Report for 848077/0001 - September 2018

Name or company name	MISS NP MCVEIGH
Contract type name	GDS Contract
Purpose of contract	General
Contract start date	01/04/2006
Contract end date	

18/19 Contracted general activity (UDA)	4,472
Carry forward general activity (UDA)	0
18/19 Contracted orthodontic activity (UOA)	0
Carry forward orthodontic activity (UOA)	0
Baseline contract value	£94,609.01

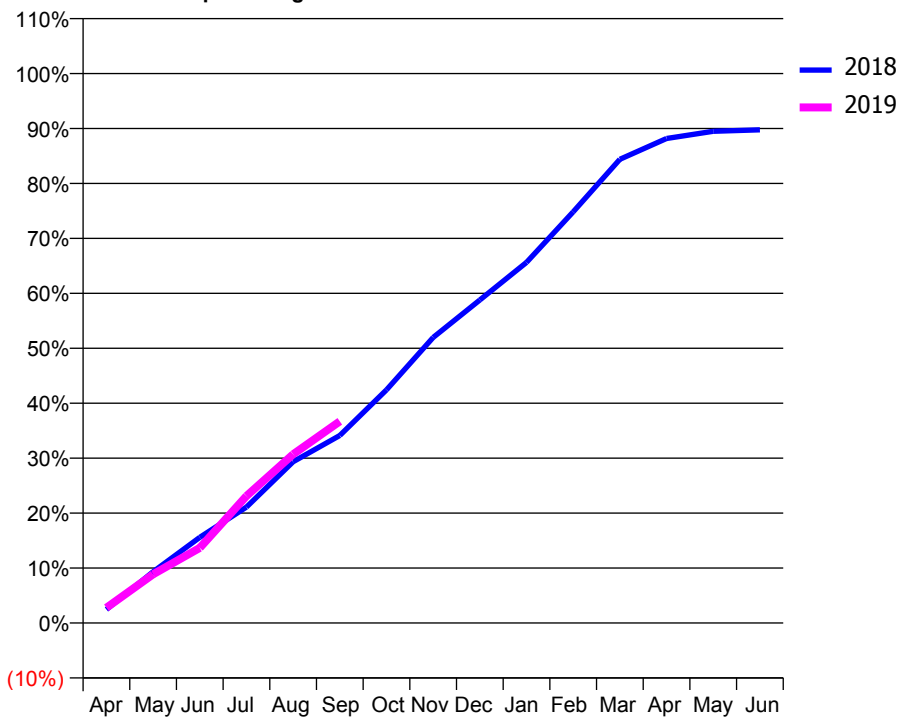
### ACCESS\*

Patients seen in 24 months	Total	Change since previous quarter
Quarter ending September 2017	1,329	
Quarter ending December 2017	1,373	↑
Quarter ending March 2018	1,420	↑
Quarter ending June 2018	1,433	→
Quarter ending September 2018	1,447	→
<b>Variance since September 2017</b>	<b>8.9%</b>	<b>↑</b>



### ACTIVITY

Cumulative percentage of contracted UDA delivered 2018 & 2019



Month	Adjusted Scheduled Activity (UDA)	
	2018	2019
April	111	124
May	417	396
June	697	611
July	944	1,034
August	1,313	1,374
September	1,526	1,641
October	1,898	
November	2,324	
December	2,628	
January	2,935	
February	3,347	
March	3,774	
April	3,943	
May	4,002	
June	4,014	

### QUALITY

	Quantity	Base Number	Contract	AT	Region	England
% of FP17s for the same patient ID Re-attending within 3 months - Children	11	192	5.7%	11.2%	11.1%	11.6%
% of FP17s for the same patient ID Re-attending within 3 months - Adults	119	888	13.4%	14.8%	15.3%	15.5%
% of FP17s for the same patient ID Re-attending between 3 & 9 months - Children	117	192	60.9%	58.6%	61.1%	58.8%
% of FP17s for the same patient ID Re-attending between 3 & 9 months - Adults	597	888	67.2%	49.3%	52.3%	51.1%
% of FP17s for Band 1 Urgent Courses	71	973	7.3%	9.7%	9.5%	9.0%
% of FP17s Relating to Free Repair or Replacements	12	973	1.2%	0.7%	0.7%	0.8%
% of FP17s Relating to Continuations	1	973	0.1%	0.6%	0.8%	0.9%
% of Patients satisfied with the dentistry they have received	1	1	N/A	95.6%	93.6%	93.3%
% of Patients satisfied with the time they had to wait for an appointment	1	1	N/A	88.8%	88.8%	88.9%

\* This is based on patients treated on this contract for their most recent course of treatment. Figures in italics indicate the base number of FP17s or Patient Questionnaire responses are less than 100. N/A is shown where the base number of responses is less than 10 during the period. % is calculated as Quantity/Base number\*100



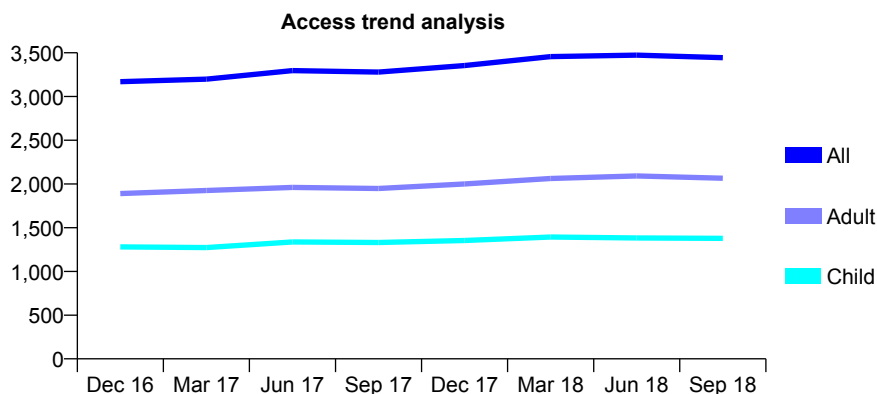
## Q69 - Vital Signs At a Glance Contract Report for 854166/0001 - September 2018

Name or company name	MRS JP BENNETT
Contract type name	GDS Contract
Purpose of contract	General
Contract start date	01/04/2006
Contract end date	

18/19 Contracted general activity (UDA)	5,698
Carry forward general activity (UDA)	-112
18/19 Contracted orthodontic activity (UOA)	0
Carry forward orthodontic activity (UOA)	0
Baseline contract value	£113,797.57

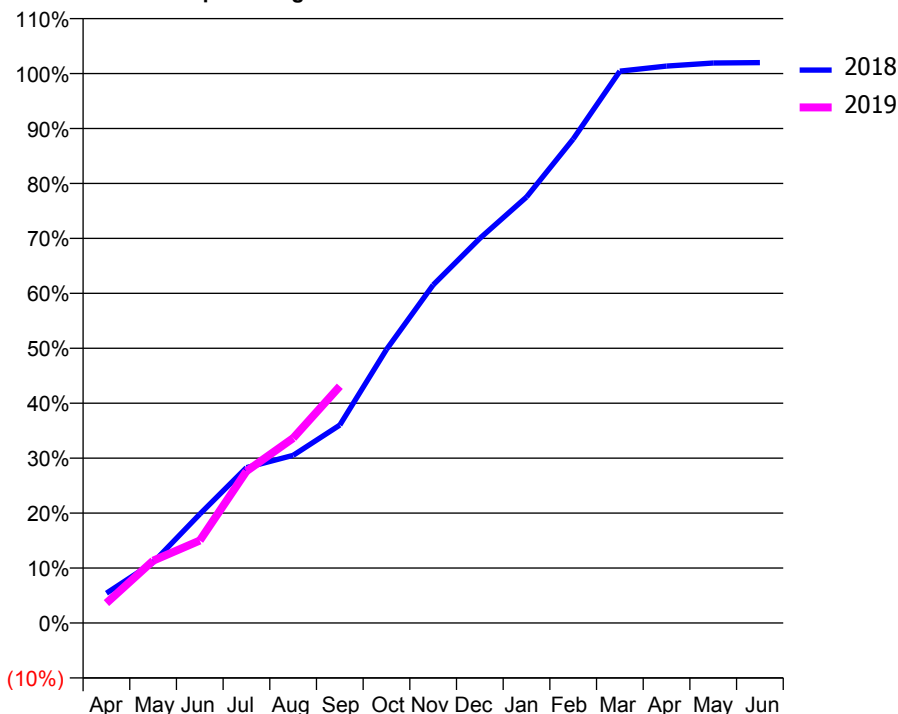
### ACCESS\*

Patients seen in 24 months	Total	Change since previous quarter
Quarter ending September 2017	3,279	
Quarter ending December 2017	3,354	↑
Quarter ending March 2018	3,456	↑
Quarter ending June 2018	3,473	→
Quarter ending September 2018	3,444	→
<b>Variance since September 2017</b>	<b>5.0%</b>	<b>↑</b>



### ACTIVITY

Cumulative percentage of contracted UDA delivered 2018 & 2019



Month	Adjusted Scheduled Activity (UDA)	
	2018	2019
April	310	207
May	627	646
June	1,129	856
July	1,612	1,574
August	1,738	1,917
September	2,052	2,455
October	2,837	
November	3,506	
December	3,988	
January	4,418	
February	5,018	
March	5,722	
April	5,775	
May	5,807	
June	5,810	

### QUALITY

	Quantity	Base Number	Contract	AT	Region	England
% of FP17s for the same patient ID Re-attending within 3 months - Children	107	886	12.1%	11.2%	11.1%	11.6%
% of FP17s for the same patient ID Re-attending within 3 months - Adults	238	1,211	19.7%	14.8%	15.3%	15.5%
% of FP17s for the same patient ID Re-attending between 3 & 9 months - Children	536	886	60.5%	58.6%	61.1%	58.8%
% of FP17s for the same patient ID Re-attending between 3 & 9 months - Adults	535	1,211	44.2%	49.3%	52.3%	51.1%
% of FP17s for Band 1 Urgent Courses	179	1,465	12.2%	9.7%	9.5%	9.0%
% of FP17s Relating to Free Repair or Replacements	5	1,465	0.3%	0.7%	0.7%	0.8%
% of FP17s Relating to Continuations	0	1,465	0.0%	0.6%	0.8%	0.9%
% of Patients satisfied with the dentistry they have received	0	0	N/A	95.6%	93.6%	93.3%
% of Patients satisfied with the time they had to wait for an appointment	0	0	N/A	88.8%	88.8%	88.9%

\* This is based on patients treated on this contract for their most recent course of treatment. Figures in italics indicate the base number of FP17s or Patient Questionnaire responses are less than 100. N/A is shown where the base number of responses is less than 10 during the period. % is calculated as Quantity/Base number\*100

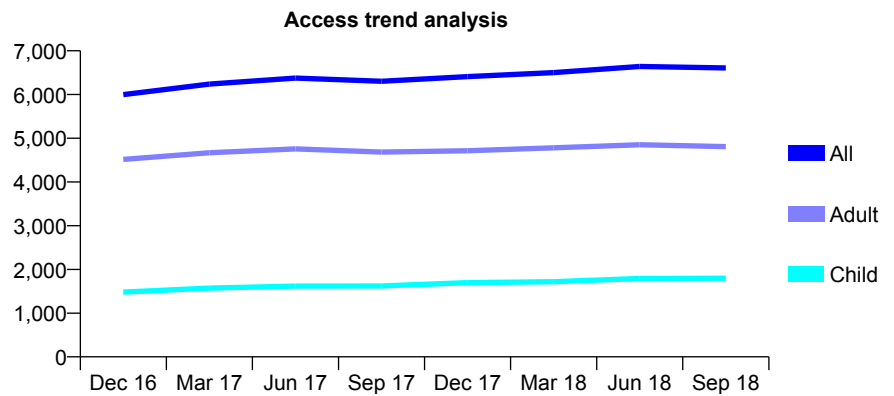
## Q69 - Vital Signs At a Glance Contract Report for 889660/0001 - September 2018

Name or company name	MR B AHMED
Contract type name	GDS Contract
Purpose of contract	General
Contract start date	25/07/2012
Contract end date	

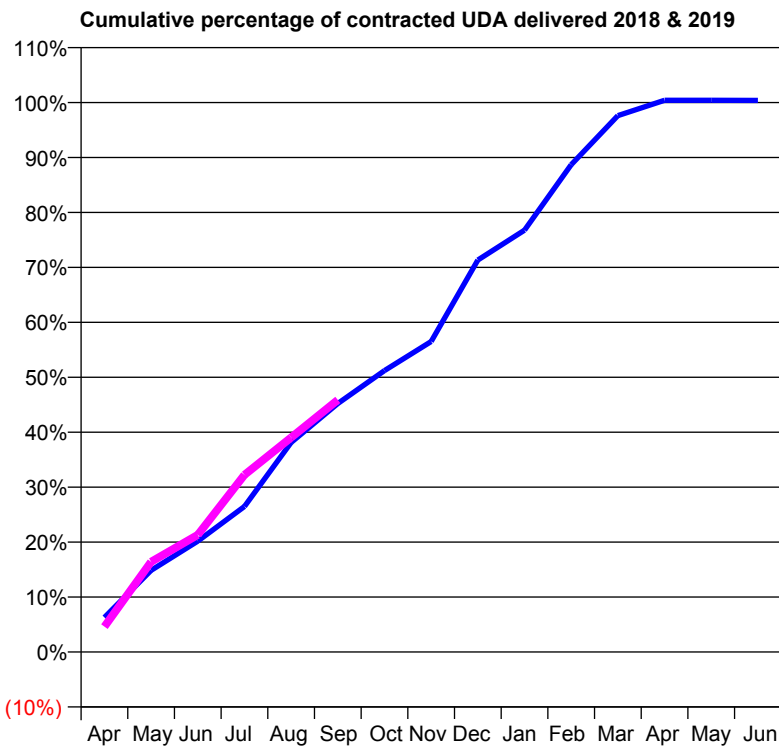
18/19 Contracted general activity (UDA)	13,000
Carry forward general activity (UDA)	-52
18/19 Contracted orthodontic activity (UOA)	0
Carry forward orthodontic activity (UOA)	0
Baseline contract value	£312,585.89

### ACCESS\*

Patients seen in 24 months	Total	Change since previous quarter
Quarter ending September 2017	6,303	
Quarter ending December 2017	6,411	→
Quarter ending March 2018	6,501	→
Quarter ending June 2018	6,642	↑
Quarter ending September 2018	6,607	→
<b>Variance since September 2017</b>	<b>4.8%</b>	<b>↑</b>



### ACTIVITY



Month	Adjusted Scheduled Activity (UDA)	
	2018	2019
April	851	600
May	2,008	2,133
June	2,725	2,771
July	3,577	4,191
August	5,149	5,076
September	6,104	5,965
October	6,914	
November	7,627	
December	9,629	
January	10,364	
February	11,971	
March	13,178	
April	13,554	
May	13,555	
June	13,552	

### QUALITY

	Quantity	Base Number	Contract	AT	Region	England
% of FP17s for the same patient ID Re-attending within 3 months - Children	74	1,297	5.7%	11.2%	11.1%	11.6%
% of FP17s for the same patient ID Re-attending within 3 months - Adults	320	3,100	10.3%	14.8%	15.3%	15.5%
% of FP17s for the same patient ID Re-attending between 3 & 9 months - Children	746	1,297	57.5%	58.6%	61.1%	58.8%
% of FP17s for the same patient ID Re-attending between 3 & 9 months - Adults	1,662	3,100	53.6%	49.3%	52.3%	51.1%
% of FP17s for Band 1 Urgent Courses	346	3,684	9.4%	9.7%	9.5%	9.0%
% of FP17s Relating to Free Repair or Replacements	4	3,684	0.1%	0.7%	0.7%	0.8%
% of FP17s Relating to Continuations	1	3,684	0.0%	0.6%	0.8%	0.9%
% of Patients satisfied with the dentistry they have received	3	3	N/A	95.6%	93.6%	93.3%
% of Patients satisfied with the time they had to wait for an appointment	3	3	N/A	88.8%	88.8%	88.9%

\* This is based on patients treated on this contract for their most recent course of treatment. Figures in italics indicate the base number of FP17s or Patient Questionnaire responses are less than 100. N/A is shown where the base number of responses is less than 10 during the period. % is calculated as Quantity/Base number\*100

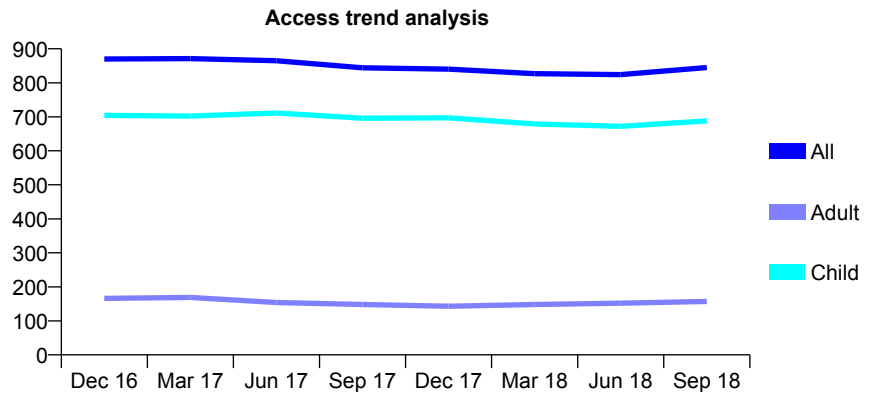
## Q69 - Vital Signs At a Glance Contract Report for 905763/0001 - September 2018

Name or company name	MR HR PATEL
Contract type name	GDS Contract
Purpose of contract	General
Contract start date	01/04/2006
Contract end date	

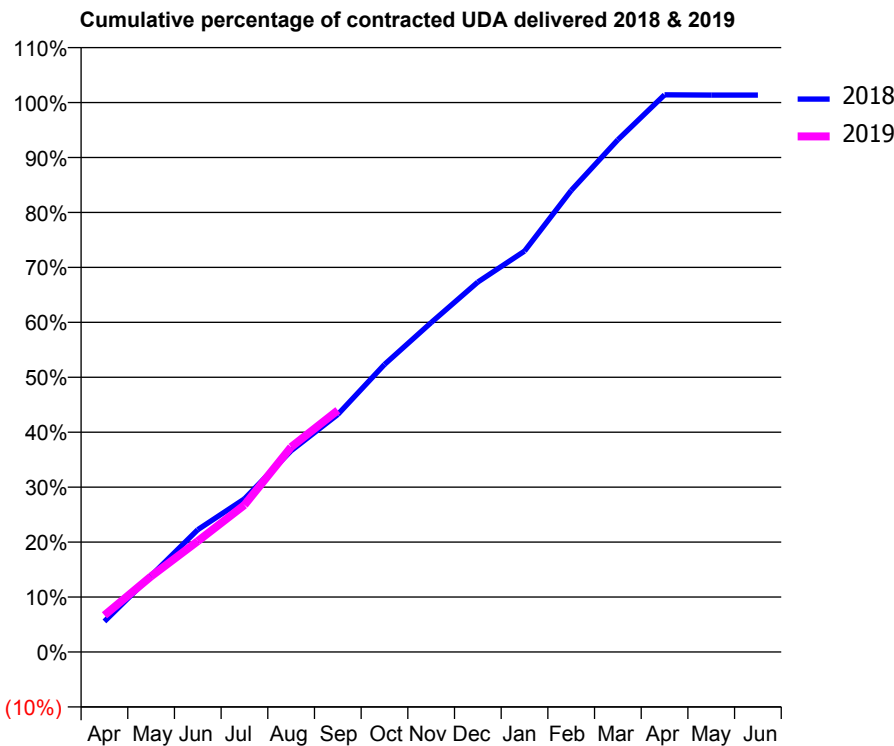
18/19 Contracted general activity (UDA)	2,000
Carry forward general activity (UDA)	-26
18/19 Contracted orthodontic activity (UOA)	0
Carry forward orthodontic activity (UOA)	0
Baseline contract value	£45,059.13

### ACCESS\*

Patients seen in 24 months	Total	Change since previous quarter
Quarter ending September 2017	844	
Quarter ending December 2017	840	→
Quarter ending March 2018	827	↓
Quarter ending June 2018	824	→
Quarter ending September 2018	845	↑
<b>Variance since September 2017</b>	<b>0.1%</b>	<b>→</b>



### ACTIVITY



Month	Adjusted Scheduled Activity (UDA)	
	2018	2019
April	111	134
May	278	275
June	445	403
July	558	535
August	732	746
September	864	880
October	1,047	
November	1,199	
December	1,346	
January	1,459	
February	1,680	
March	1,864	
April	2,028	
May	2,027	
June	2,027	

### QUALITY

	Quantity	Base Number	Contract	AT	Region	England
% of FP17s for the same patient ID Re-attending within 3 months - Children	32	536	6.0%	11.2%	11.1%	11.6%
% of FP17s for the same patient ID Re-attending within 3 months - Adults	13	71	18.3%	14.8%	15.3%	15.5%
% of FP17s for the same patient ID Re-attending between 3 & 9 months - Children	302	536	56.3%	58.6%	61.1%	58.8%
% of FP17s for the same patient ID Re-attending between 3 & 9 months - Adults	41	71	57.7%	49.3%	52.3%	51.1%
% of FP17s for Band 1 Urgent Courses	24	520	4.6%	9.7%	9.5%	9.0%
% of FP17s Relating to Free Repair or Replacements	0	520	0.0%	0.7%	0.7%	0.8%
% of FP17s Relating to Continuations	0	520	0.0%	0.6%	0.8%	0.9%
% of Patients satisfied with the dentistry they have received	1	1	N/A	95.6%	93.6%	93.3%
% of Patients satisfied with the time they had to wait for an appointment	1	1	N/A	88.8%	88.8%	88.9%

\* This is based on patients treated on this contract for their most recent course of treatment. Figures in italics indicate the base number of FP17s or Patient Questionnaire responses are less than 100. N/A is shown where the base number of responses is less than 10 during the period. % is calculated as Quantity/Base number\*100

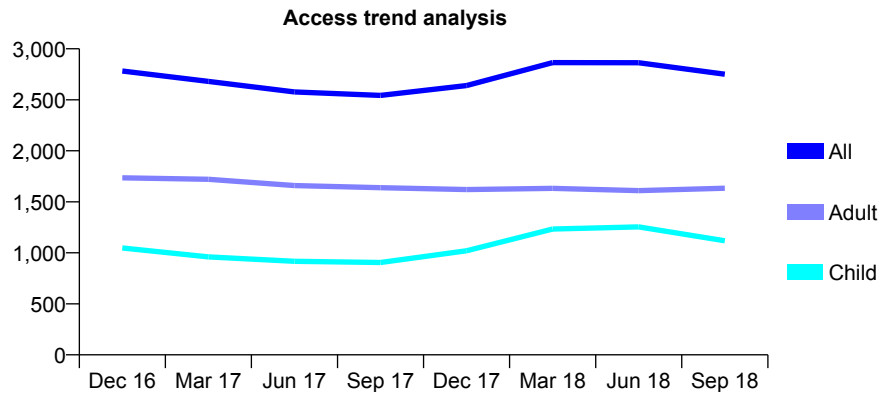
## Q69 - Vital Signs At a Glance Contract Report for 905860/0004 - September 2018

Name or company name	MR A MAKHANI
Contract type name	GDS Contract
Purpose of contract	General
Contract start date	01/04/2006
Contract end date	

18/19 Contracted general activity (UDA)	6,297
Carry forward general activity (UDA)	-62
18/19 Contracted orthodontic activity (UOA)	0
Carry forward orthodontic activity (UOA)	0
Baseline contract value	£155,870.83

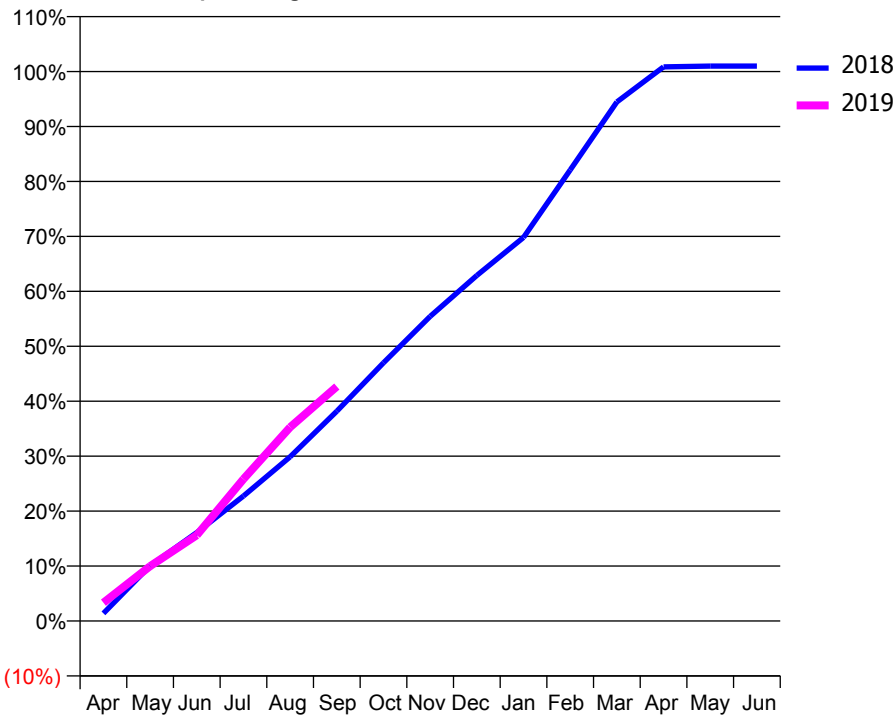
### ACCESS\*

Patients seen in 24 months	Total	Change since previous quarter
Quarter ending September 2017	2,543	
Quarter ending December 2017	2,640	↑
Quarter ending March 2018	2,865	↑
Quarter ending June 2018	2,864	→
Quarter ending September 2018	2,751	↓
<b>Variance since September 2017</b>	<b>8.2%</b>	<b>↑</b>



### ACTIVITY

Cumulative percentage of contracted UDA delivered 2018 & 2019



Adjusted Scheduled Activity (UDA)		
Month	2018	2019
April	88	210
May	634	628
June	1,013	984
July	1,432	1,627
August	1,882	2,220
September	2,405	2,687
October	2,959	
November	3,491	
December	3,960	
January	4,396	
February	5,168	
March	5,949	
April	6,350	
May	6,359	
June	6,360	

### QUALITY

	Quantity	Base Number	Contract	AT	Region	England
% of FP17s for the same patient ID Re-attending within 3 months - Children	65	755	8.6%	11.2%	11.1%	11.6%
% of FP17s for the same patient ID Re-attending within 3 months - Adults	131	937	14.0%	14.8%	15.3%	15.5%
% of FP17s for the same patient ID Re-attending between 3 & 9 months - Children	375	755	49.7%	58.6%	61.1%	58.8%
% of FP17s for the same patient ID Re-attending between 3 & 9 months - Adults	400	937	42.7%	49.3%	52.3%	51.1%
% of FP17s for Band 1 Urgent Courses	118	1,450	8.1%	9.7%	9.5%	9.0%
% of FP17s Relating to Free Repair or Replacements	7	1,450	0.5%	0.7%	0.7%	0.8%
% of FP17s Relating to Continuations	3	1,450	0.2%	0.6%	0.8%	0.9%
% of Patients satisfied with the dentistry they have received	2	2	N/A	95.6%	93.6%	93.3%
% of Patients satisfied with the time they had to wait for an appointment	1	2	N/A	88.8%	88.8%	88.9%

\* This is based on patients treated on this contract for their most recent course of treatment. Figures in italics indicate the base number of FP17s or Patient Questionnaire responses are less than 100. N/A is shown where the base number of responses is less than 10 during the period. % is calculated as Quantity/Base number\*100

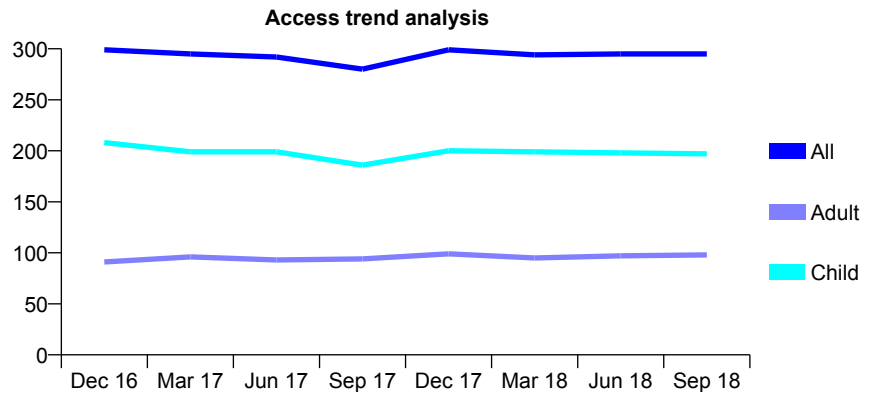
## Q69 - Vital Signs At a Glance Contract Report for 911658/0001 - September 2018

Name or company name	Portman Maidenhead Partnership
Contract type name	GDS Contract
Purpose of contract	General
Contract start date	01/04/2006
Contract end date	

18/19 Contracted general activity (UDA)	520
Carry forward general activity (UDA)	-10
18/19 Contracted orthodontic activity (UOA)	0
Carry forward orthodontic activity (UOA)	0
Baseline contract value	£12,081.86

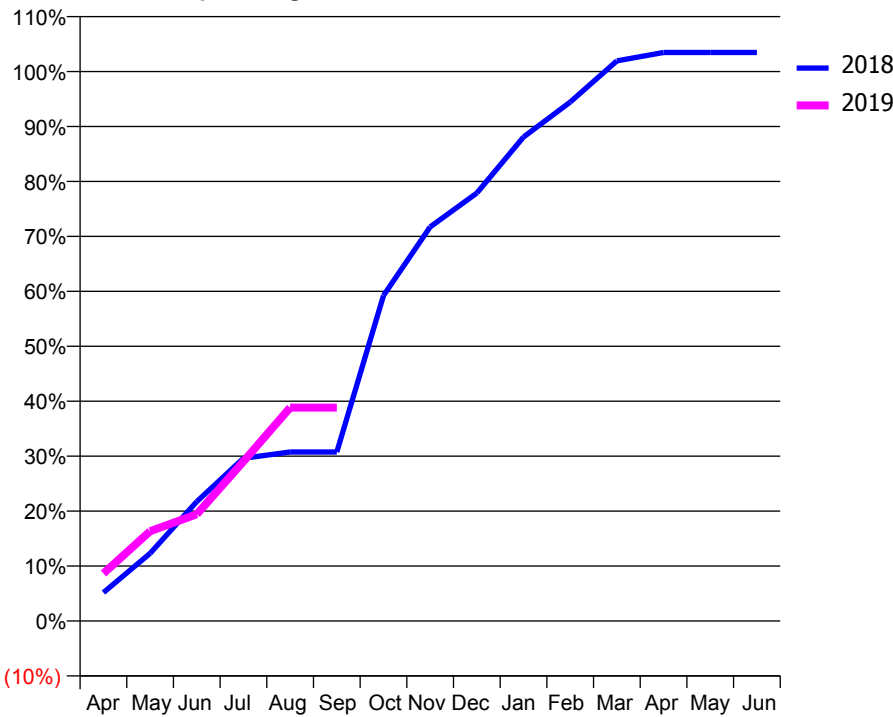
### ACCESS\*

Patients seen in 24 months	Total	Change since previous quarter
Quarter ending September 2017	280	
Quarter ending December 2017	299	↑
Quarter ending March 2018	294	↓
Quarter ending June 2018	295	→
Quarter ending September 2018	295	→
<b>Variance since September 2017</b>	<b>5.4%</b>	<b>↑</b>



### ACTIVITY

Cumulative percentage of contracted UDA delivered 2018 & 2019



Adjusted Scheduled Activity (UDA)		
Month	2018	2019
April	27	45
May	64	85
June	113	101
July	154	151
August	160	202
September	160	202
October	308	
November	373	
December	405	
January	458	
February	491	
March	530	
April	538	
May	538	
June	538	

### QUALITY

	Quantity	Base Number	Contract	AT	Region	England
% of FP17s for the same patient ID Re-attending within 3 months - Children	3	130	2.3%	11.2%	11.1%	11.6%
% of FP17s for the same patient ID Re-attending within 3 months - Adults	1	32	3.1%	14.8%	15.3%	15.5%
% of FP17s for the same patient ID Re-attending between 3 & 9 months - Children	78	130	60.0%	58.6%	61.1%	58.8%
% of FP17s for the same patient ID Re-attending between 3 & 9 months - Adults	14	32	43.8%	49.3%	52.3%	51.1%
% of FP17s for Band 1 Urgent Courses	0	154	0.0%	9.7%	9.5%	9.0%
% of FP17s Relating to Free Repair or Replacements	0	154	0.0%	0.7%	0.7%	0.8%
% of FP17s Relating to Continuations	0	154	0.0%	0.6%	0.8%	0.9%
% of Patients satisfied with the dentistry they have received	0	0	N/A	95.6%	93.6%	93.3%
% of Patients satisfied with the time they had to wait for an appointment	0	0	N/A	88.8%	88.8%	88.9%

\* This is based on patients treated on this contract for their most recent course of treatment. Figures in italics indicate the base number of FP17s or Patient Questionnaire responses are less than 100. N/A is shown where the base number of responses is less than 10 during the period. % is calculated as Quantity/Base number\*100

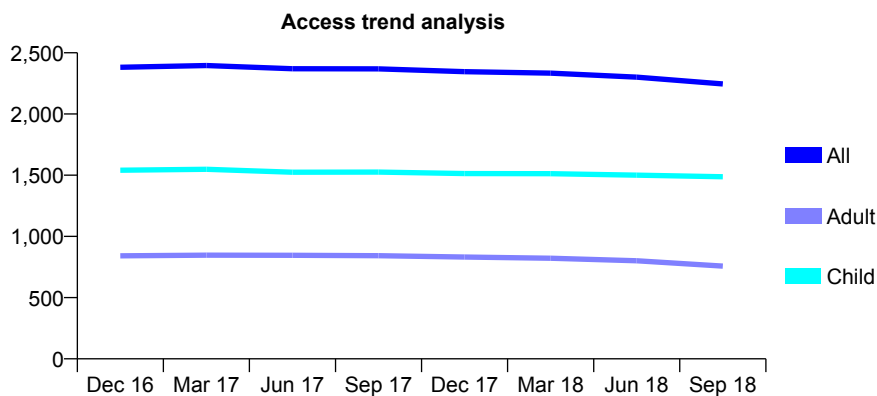
## Q69 - Vital Signs At a Glance Contract Report for 912344/0001 - September 2018

Name or company name	MISS LE DAVIES
Contract type name	GDS Contract
Purpose of contract	General
Contract start date	01/04/2006
Contract end date	

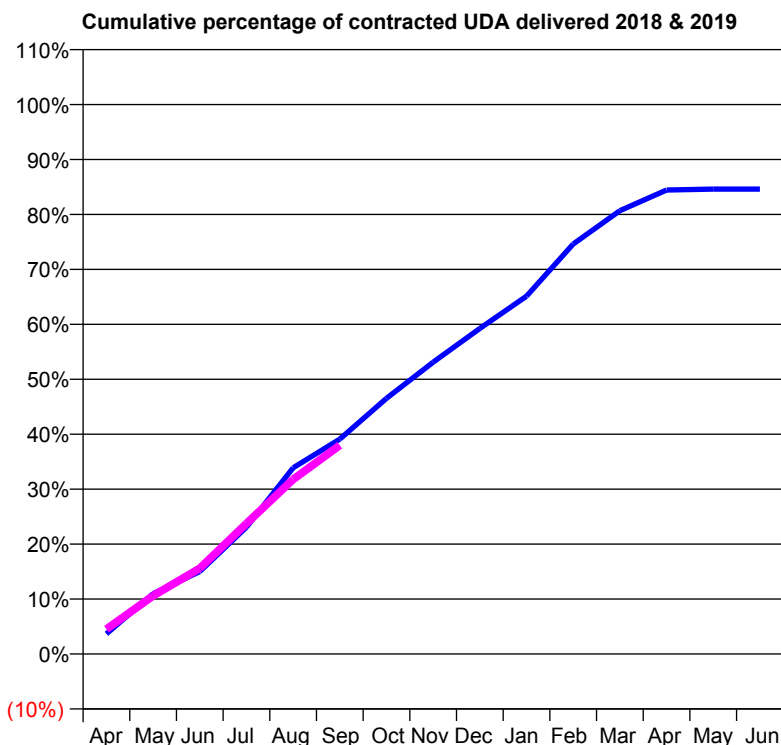
18/19 Contracted general activity (UDA)	5,439
Carry forward general activity (UDA)	0
18/19 Contracted orthodontic activity (UOA)	0
Carry forward orthodontic activity (UOA)	0
Baseline contract value	£113,513.55

### ACCESS\*

Patients seen in 24 months	Total	Change since previous quarter
Quarter ending September 2017	2,369	
Quarter ending December 2017	2,346	→
Quarter ending March 2018	2,334	→
Quarter ending June 2018	2,301	↓
Quarter ending September 2018	2,246	↓
<b>Variance since September 2017</b>	<b>(5.2%)</b>	<b>↓</b>



### ACTIVITY



Month	Adjusted Scheduled Activity (UDA)	
	2018	2019
April	200	246
May	598	576
June	816	848
July	1,256	1,291
August	1,844	1,729
September	2,127	2,067
October	2,531	
November	2,889	
December	3,223	
January	3,542	
February	4,057	
March	4,387	
April	4,592	
May	4,602	
June	4,602	

### QUALITY

	Quantity	Base Number	Contract	AT	Region	England
% of FP17s for the same patient ID Re-attending within 3 months - Children	79	959	8.2%	11.2%	11.1%	11.6%
% of FP17s for the same patient ID Re-attending within 3 months - Adults	93	378	24.6%	14.8%	15.3%	15.5%
% of FP17s for the same patient ID Re-attending between 3 & 9 months - Children	398	959	41.5%	58.6%	61.1%	58.8%
% of FP17s for the same patient ID Re-attending between 3 & 9 months - Adults	139	378	36.8%	49.3%	52.3%	51.1%
% of FP17s for Band 1 Urgent Courses	79	1,209	6.5%	9.7%	9.5%	9.0%
% of FP17s Relating to Free Repair or Replacements	0	1,209	0.0%	0.7%	0.7%	0.8%
% of FP17s Relating to Continuations	0	1,209	0.0%	0.6%	0.8%	0.9%
% of Patients satisfied with the dentistry they have received	2	2	N/A	95.6%	93.6%	93.3%
% of Patients satisfied with the time they had to wait for an appointment	2	2	N/A	88.8%	88.8%	88.9%

\* This is based on patients treated on this contract for their most recent course of treatment. Figures in italics indicate the base number of FP17s or Patient Questionnaire responses are less than 100. N/A is shown where the base number of responses is less than 10 during the period. % is calculated as Quantity/Base number\*100

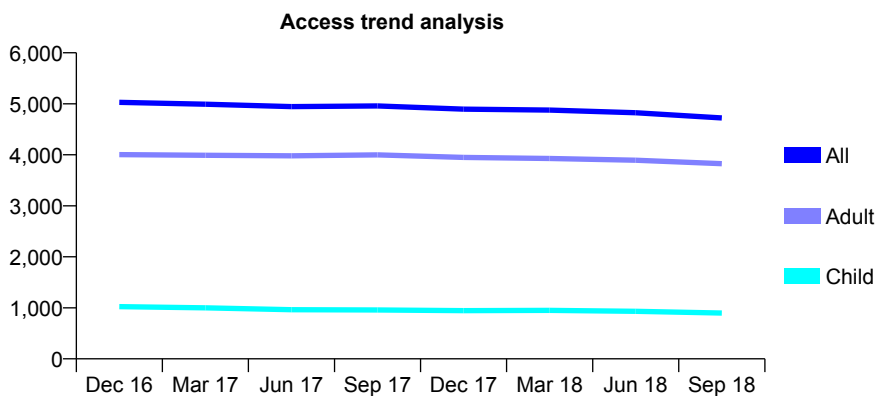
## Q69 - Vital Signs At a Glance Contract Report for 915211/0001 - September 2018

Name or company name	MISS A CHANDARIA
Contract type name	GDS Contract
Purpose of contract	General
Contract start date	01/04/2006
Contract end date	

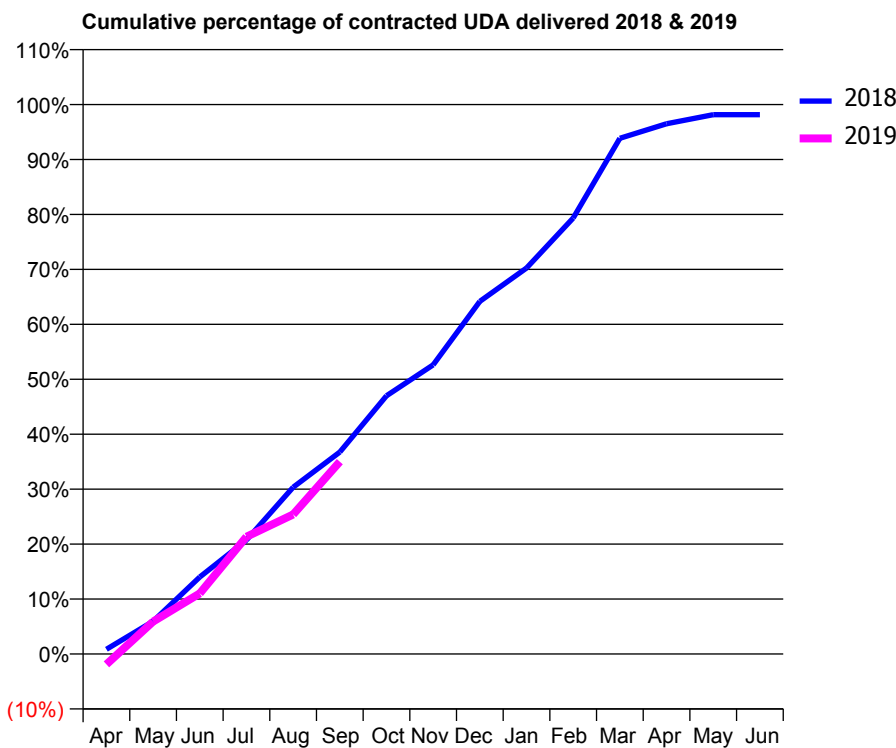
18/19 Contracted general activity (UDA)	12,723
Carry forward general activity (UDA)	243
18/19 Contracted orthodontic activity (UOA)	0
Carry forward orthodontic activity (UOA)	0
Baseline contract value	£303,329.64

### ACCESS\*

Patients seen in 24 months	Total	Change since previous quarter
Quarter ending September 2017	4,957	
Quarter ending December 2017	4,895	↓
Quarter ending March 2018	4,878	→
Quarter ending June 2018	4,826	↓
Quarter ending September 2018	4,723	↓
<b>Variance since September 2017</b>	<b>(4.7%)</b>	<b>↓</b>



### ACTIVITY



Adjusted Scheduled Activity (UDA)		
Month	2018	2019
April	113	-243
May	789	750
June	1,855	1,403
July	2,745	2,715
August	4,016	3,231
September	4,863	4,453
October	6,217	
November	6,964	
December	8,493	
January	9,295	
February	10,498	
March	12,418	
April	12,770	
May	12,988	
June	12,988	

### QUALITY

	Quantity	Base Number	Contract	AT	Region	England
% of FP17s for the same patient ID Re-attending within 3 months - Children	22	495	4.4%	11.2%	11.1%	11.6%
% of FP17s for the same patient ID Re-attending within 3 months - Adults	199	2,069	9.6%	14.8%	15.3%	15.5%
% of FP17s for the same patient ID Re-attending between 3 & 9 months - Children	213	495	43.0%	58.6%	61.1%	58.8%
% of FP17s for the same patient ID Re-attending between 3 & 9 months - Adults	1,183	2,069	57.2%	49.3%	52.3%	51.1%
% of FP17s for Band 1 Urgent Courses	162	2,319	7.0%	9.7%	9.5%	9.0%
% of FP17s Relating to Free Repair or Replacements	2	2,319	0.1%	0.7%	0.7%	0.8%
% of FP17s Relating to Continuations	3	2,319	0.1%	0.6%	0.8%	0.9%
% of Patients satisfied with the dentistry they have received	7	7	N/A	95.6%	93.6%	93.3%
% of Patients satisfied with the time they had to wait for an appointment	7	7	N/A	88.8%	88.8%	88.9%

\* This is based on patients treated on this contract for their most recent course of treatment. Figures in italics indicate the base number of FP17s or Patient Questionnaire responses are less than 100. N/A is shown where the base number of responses is less than 10 during the period. % is calculated as Quantity/Base number\*100



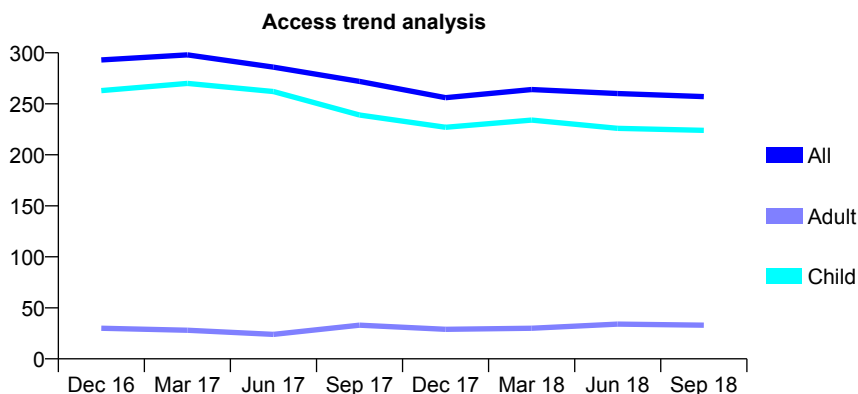
## Q69 - Vital Signs At a Glance Contract Report for 915564/0001 - September 2018

Name or company name	MR JM PATEL
Contract type name	GDS Contract
Purpose of contract	General
Contract start date	01/04/2006
Contract end date	

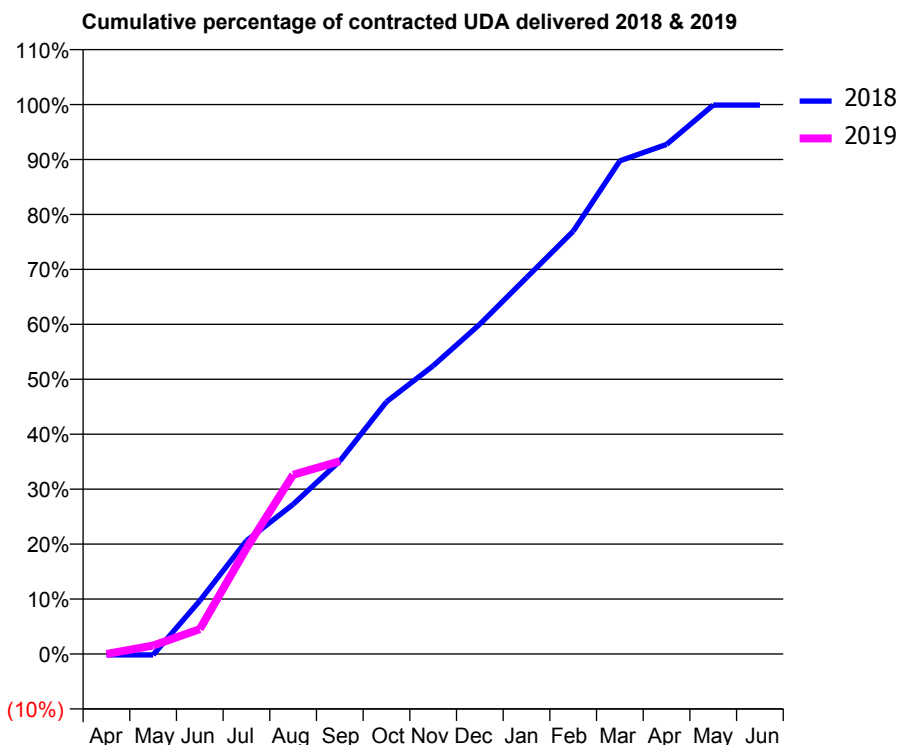
18/19 Contracted general activity (UDA)	580
Carry forward general activity (UDA)	0
18/19 Contracted orthodontic activity (UOA)	0
Carry forward orthodontic activity (UOA)	0
Baseline contract value	£11,223.77

### ACCESS\*

Patients seen in 24 months	Total	Change since previous quarter
Quarter ending September 2017	272	
Quarter ending December 2017	256	↓
Quarter ending March 2018	264	↑
Quarter ending June 2018	260	↓
Quarter ending September 2018	257	↓
<b>Variance since September 2017</b>	<b>(5.5%)</b>	<b>↓</b>



### ACTIVITY



Adjusted Scheduled Activity (UDA)		
Month	2018	2019
April	-1	0
May	-1	9
June	56	26
July	120	112
August	158	189
September	204	203
October	266	
November	304	
December	348	
January	397	
February	446	
March	521	
April	538	
May	579	
June	579	

### QUALITY

	Quantity	Base Number	Contract	AT	Region	England
% of FP17s for the same patient ID Re-attending within 3 months - Children	18	179	10.1%	11.2%	11.1%	11.6%
% of FP17s for the same patient ID Re-attending within 3 months - Adults	0	0	N/A	14.8%	15.3%	15.5%
% of FP17s for the same patient ID Re-attending between 3 & 9 months - Children	125	179	69.8%	58.6%	61.1%	58.8%
% of FP17s for the same patient ID Re-attending between 3 & 9 months - Adults	0	0	N/A	49.3%	52.3%	51.1%
% of FP17s for Band 1 Urgent Courses	7	141	5.0%	9.7%	9.5%	9.0%
% of FP17s Relating to Free Repair or Replacements	0	141	0.0%	0.7%	0.7%	0.8%
% of FP17s Relating to Continuations	0	141	0.0%	0.6%	0.8%	0.9%
% of Patients satisfied with the dentistry they have received	0	0	N/A	95.6%	93.6%	93.3%
% of Patients satisfied with the time they had to wait for an appointment	0	0	N/A	88.8%	88.8%	88.9%

\* This is based on patients treated on this contract for their most recent course of treatment. Figures in italics indicate the base number of FP17s or Patient Questionnaire responses are less than 100. N/A is shown where the base number of responses is less than 10 during the period. % is calculated as Quantity/Base number\*100

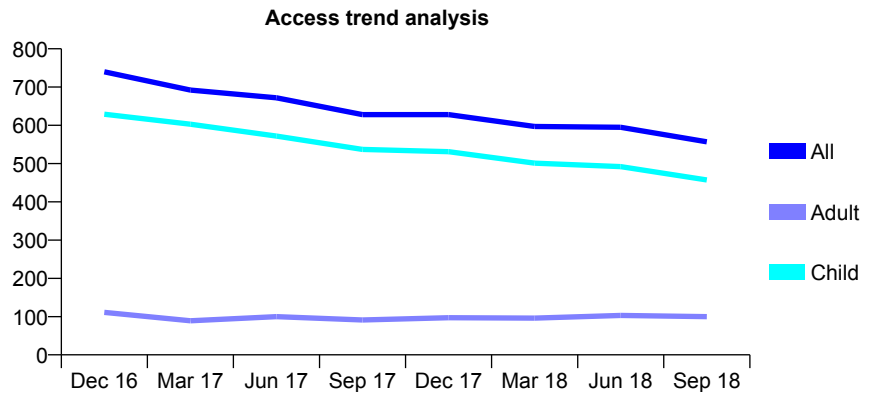
## Q69 - Vital Signs At a Glance Contract Report for 916439/0001 - September 2018

Name or company name	MR A SYED
Contract type name	GDS Contract
Purpose of contract	General
Contract start date	01/04/2006
Contract end date	

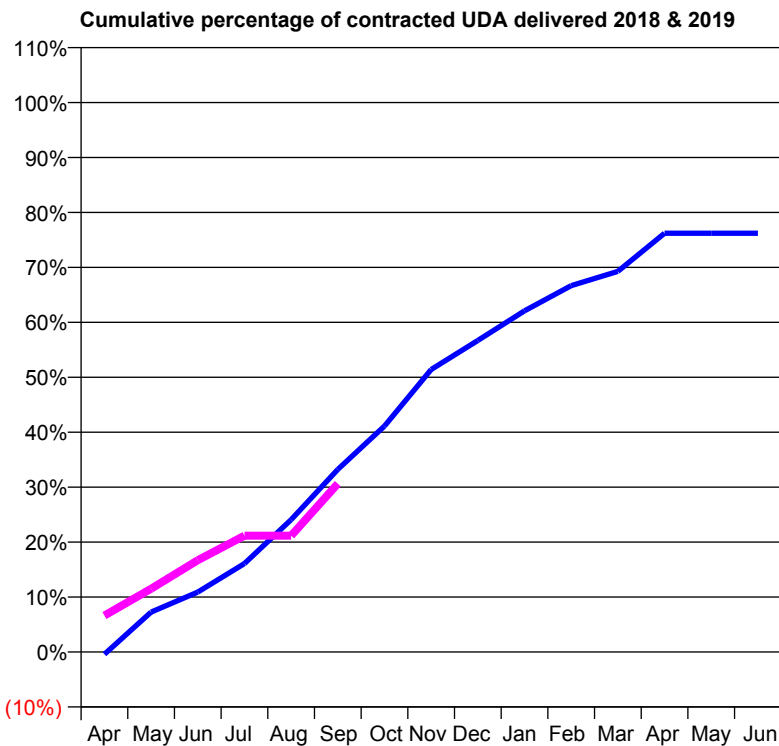
18/19 Contracted general activity (UDA)	963
Carry forward general activity (UDA)	0
18/19 Contracted orthodontic activity (UOA)	0
Carry forward orthodontic activity (UOA)	0
Baseline contract value	£21,928.78

### ACCESS\*

Patients seen in 24 months	Total	Change since previous quarter
Quarter ending September 2017	628	
Quarter ending December 2017	628	→
Quarter ending March 2018	597	↓
Quarter ending June 2018	595	→
Quarter ending September 2018	557	↓
<b>Variance since September 2017</b>	<b>(11.3%)</b>	<b>↓</b>



### ACTIVITY



Adjusted Scheduled Activity (UDA)		
Month	2018	2019
April	-4	64
May	70	111
June	105	161
July	155	204
August	232	204
September	320	295
October	396	
November	495	
December	546	
January	598	
February	642	
March	667	
April	734	
May	734	
June	734	

### QUALITY

	Quantity	Base Number	Contract	AT	Region	England
% of FP17s for the same patient ID Re-attending within 3 months - Children	8	293	2.7%	11.2%	11.1%	11.6%
% of FP17s for the same patient ID Re-attending within 3 months - Adults	0	15	0.0%	14.8%	15.3%	15.5%
% of FP17s for the same patient ID Re-attending between 3 & 9 months - Children	163	293	55.6%	58.6%	61.1%	58.8%
% of FP17s for the same patient ID Re-attending between 3 & 9 months - Adults	12	15	80.0%	49.3%	52.3%	51.1%
% of FP17s for Band 1 Urgent Courses	0	255	0.0%	9.7%	9.5%	9.0%
% of FP17s Relating to Free Repair or Replacements	0	255	0.0%	0.7%	0.7%	0.8%
% of FP17s Relating to Continuations	0	255	0.0%	0.6%	0.8%	0.9%
% of Patients satisfied with the dentistry they have received	0	0	N/A	95.6%	93.6%	93.3%
% of Patients satisfied with the time they had to wait for an appointment	0	0	N/A	88.8%	88.8%	88.9%

\* This is based on patients treated on this contract for their most recent course of treatment. Figures in italics indicate the base number of FP17s or Patient Questionnaire responses are less than 100. N/A is shown where the base number of responses is less than 10 during the period. % is calculated as Quantity/Base number\*100

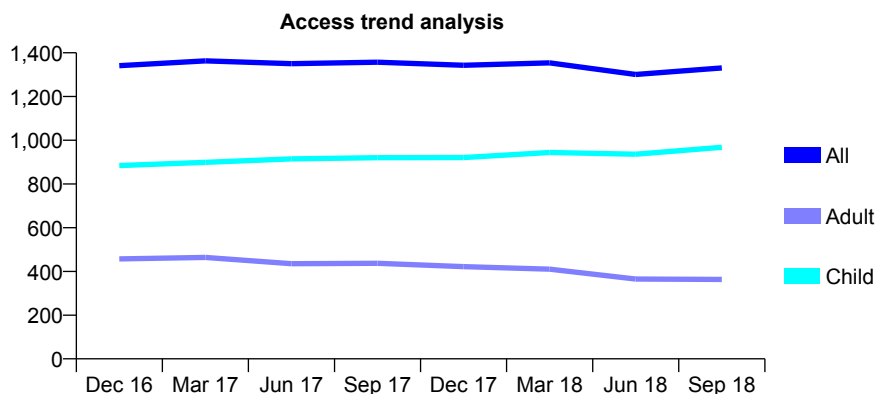
## Q69 - Vital Signs At a Glance Contract Report for 917044/0001 - September 2018

Name or company name	MISS M KHANNA
Contract type name	GDS Contract
Purpose of contract	General
Contract start date	01/04/2006
Contract end date	

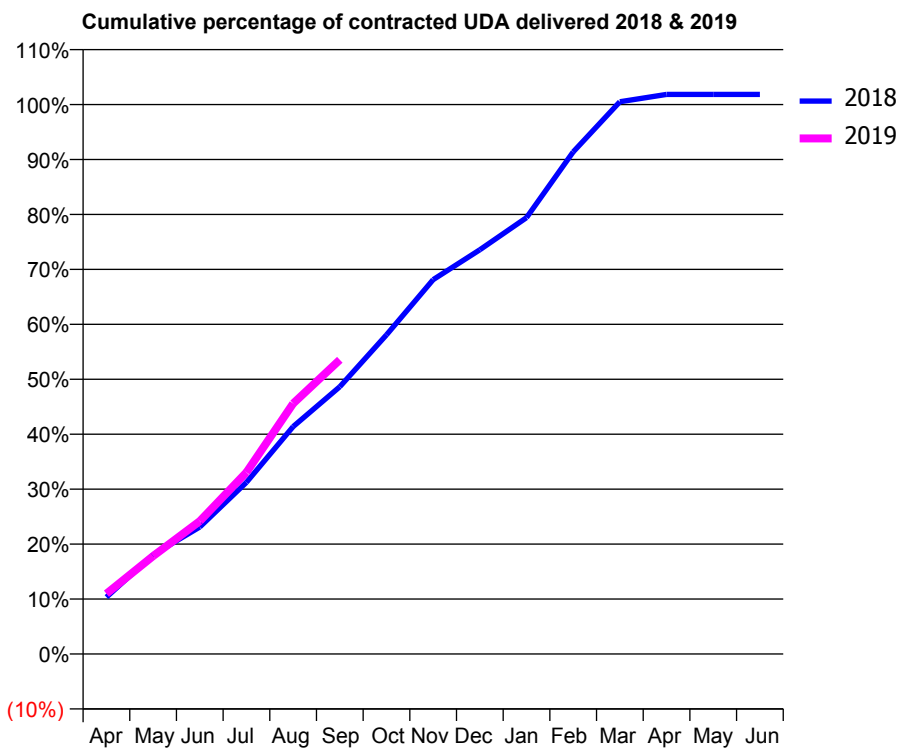
18/19 Contracted general activity (UDA)	3,000
Carry forward general activity (UDA)	-59
18/19 Contracted orthodontic activity (UOA)	0
Carry forward orthodontic activity (UOA)	0
Baseline contract value	£63,632.55

### ACCESS\*

Patients seen in 24 months	Total	Change since previous quarter
Quarter ending September 2017	1,357	
Quarter ending December 2017	1,343	↓
Quarter ending March 2018	1,354	→
Quarter ending June 2018	1,301	↓
Quarter ending September 2018	1,331	↑
<b>Variance since September 2017</b>	<b>(1.9%)</b>	<b>↓</b>



### ACTIVITY



Adjusted Scheduled Activity (UDA)		
Month	2018	2019
April	336	329
May	585	534
June	749	726
July	1,013	992
August	1,341	1,367
September	1,576	1,606
October	1,882	
November	2,207	
December	2,384	
January	2,573	
February	2,961	
March	3,256	
April	3,299	
May	3,299	
June	3,299	

### QUALITY

	Quantity	Base Number	Contract	AT	Region	England
% of FP17s for the same patient ID Re-attending within 3 months - Children	62	744	8.3%	11.2%	11.1%	11.6%
% of FP17s for the same patient ID Re-attending within 3 months - Adults	17	166	10.2%	14.8%	15.3%	15.5%
% of FP17s for the same patient ID Re-attending between 3 & 9 months - Children	398	744	53.5%	58.6%	61.1%	58.8%
% of FP17s for the same patient ID Re-attending between 3 & 9 months - Adults	70	166	42.2%	49.3%	52.3%	51.1%
% of FP17s for Band 1 Urgent Courses	30	892	3.4%	9.7%	9.5%	9.0%
% of FP17s Relating to Free Repair or Replacements	6	892	0.7%	0.7%	0.7%	0.8%
% of FP17s Relating to Continuations	9	892	1.0%	0.6%	0.8%	0.9%
% of Patients satisfied with the dentistry they have received	1	1	N/A	95.6%	93.6%	93.3%
% of Patients satisfied with the time they had to wait for an appointment	1	1	N/A	88.8%	88.8%	88.9%

\* This is based on patients treated on this contract for their most recent course of treatment. Figures in italics indicate the base number of FP17s or Patient Questionnaire responses are less than 100. N/A is shown where the base number of responses is less than 10 during the period. % is calculated as Quantity/Base number\*100

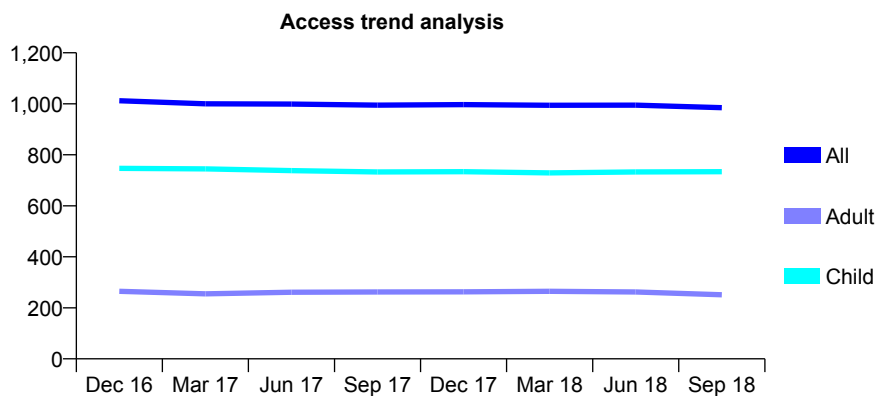
## Q69 - Vital Signs At a Glance Contract Report for 919306/0001 - September 2018

Name or company name	20/20 Dental Practice Limited
Contract type name	GDS Contract
Purpose of contract	General
Contract start date	01/04/2006
Contract end date	

18/19 Contracted general activity (UDA)	3,200
Carry forward general activity (UDA)	-2
18/19 Contracted orthodontic activity (UOA)	0
Carry forward orthodontic activity (UOA)	0
Baseline contract value	£74,367.82

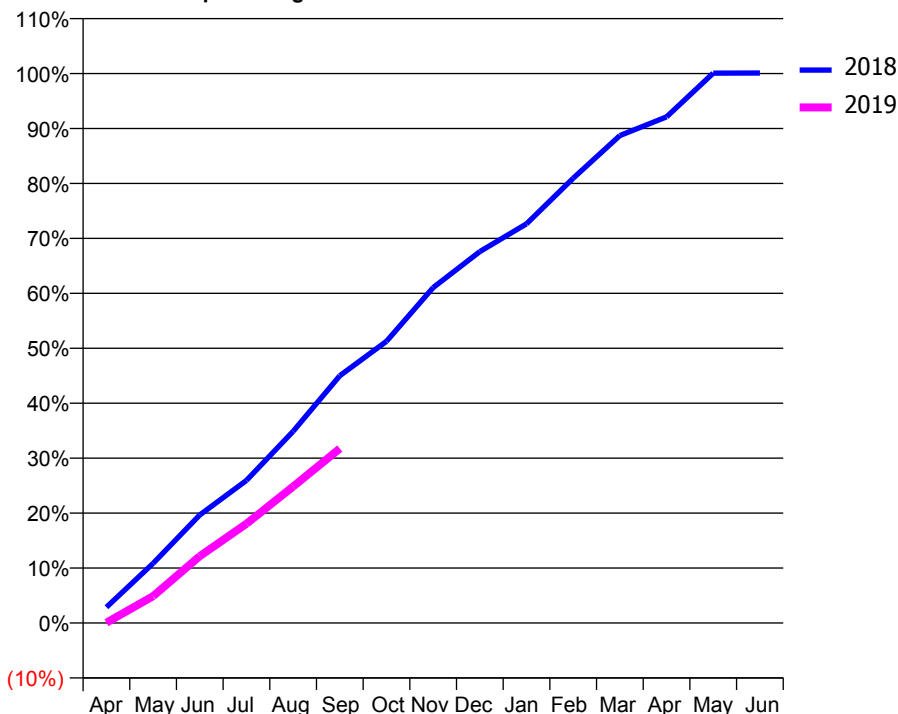
### ACCESS\*

Patients seen in 24 months	Total	Change since previous quarter
Quarter ending September 2017	995	
Quarter ending December 2017	997	→
Quarter ending March 2018	994	→
Quarter ending June 2018	995	→
Quarter ending September 2018	985	↓
<b>Variance since September 2017</b>	<b>(1.0%)</b>	<b>↓</b>



### ACTIVITY

Cumulative percentage of contracted UDA delivered 2018 & 2019



Adjusted Scheduled Activity (UDA)

Month	2018	2019
April	92	2
May	348	157
June	629	389
July	830	578
August	1,116	795
September	1,440	1,016
October	1,640	
November	1,954	
December	2,163	
January	2,325	
February	2,590	
March	2,839	
April	2,947	
May	3,202	
June	3,203	

### QUALITY

	Quantity	Base Number	Contract	AT	Region	England
% of FP17s for the same patient ID Re-attending within 3 months - Children	71	632	11.2%	11.2%	11.1%	11.6%
% of FP17s for the same patient ID Re-attending within 3 months - Adults	48	147	32.7%	14.8%	15.3%	15.5%
% of FP17s for the same patient ID Re-attending between 3 & 9 months - Children	411	632	65.0%	58.6%	61.1%	58.8%
% of FP17s for the same patient ID Re-attending between 3 & 9 months - Adults	83	147	56.5%	49.3%	52.3%	51.1%
% of FP17s for Band 1 Urgent Courses	56	575	9.7%	9.7%	9.5%	9.0%
% of FP17s Relating to Free Repair or Replacements	0	575	0.0%	0.7%	0.7%	0.8%
% of FP17s Relating to Continuations	0	575	0.0%	0.6%	0.8%	0.9%
% of Patients satisfied with the dentistry they have received	1	1	N/A	95.6%	93.6%	93.3%
% of Patients satisfied with the time they had to wait for an appointment	1	1	N/A	88.8%	88.8%	88.9%

\* This is based on patients treated on this contract for their most recent course of treatment. Figures in italics indicate the base number of FP17s or Patient Questionnaire responses are less than 100. N/A is shown where the base number of responses is less than 10 during the period. % is calculated as Quantity/Base number\*100

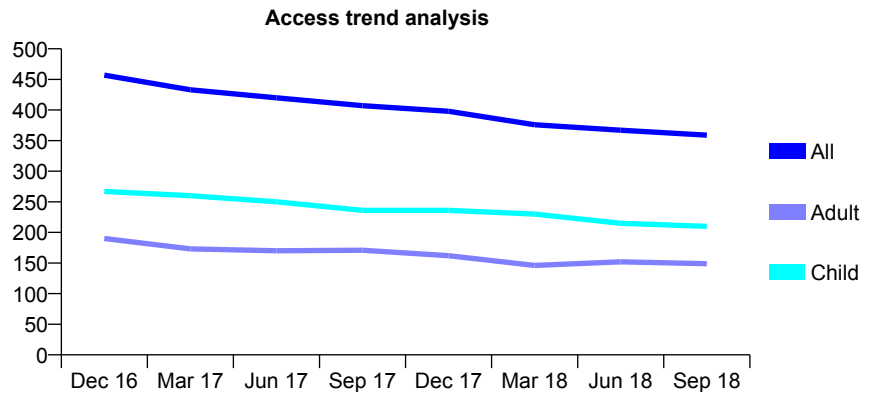
## Q69 - Vital Signs At a Glance Contract Report for 920525/0001 - September 2018

Name or company name	Dr T Moehl and Dr P Samra
Contract type name	GDS Contract
Purpose of contract	General
Contract start date	01/04/2006
Contract end date	

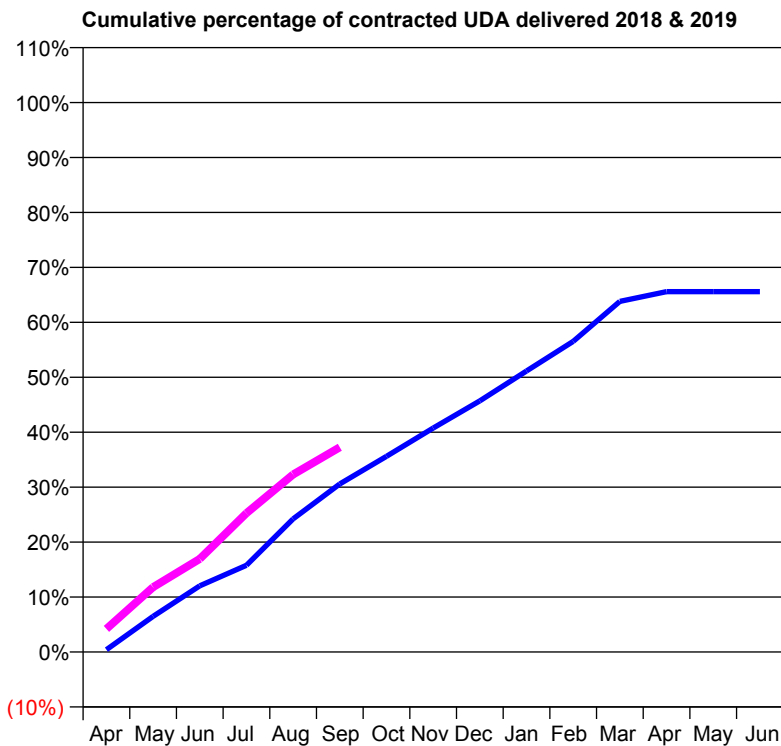
18/19 Contracted general activity (UDA)	1,635
Carry forward general activity (UDA)	0
18/19 Contracted orthodontic activity (UOA)	0
Carry forward orthodontic activity (UOA)	0
Baseline contract value	£39,496.10

### ACCESS\*

Patients seen in 24 months	Total	Change since previous quarter
Quarter ending September 2017	407	
Quarter ending December 2017	398	↓
Quarter ending March 2018	376	↓
Quarter ending June 2018	367	↓
Quarter ending September 2018	359	↓
<b>Variance since September 2017</b>	<b>(11.8%)</b>	<b>↓</b>



### ACTIVITY



Adjusted Scheduled Activity (UDA)		
Month	2018	2019
April	7	69
May	106	193
June	197	277
July	258	413
August	396	528
September	500	609
October	582	
November	666	
December	747	
January	836	
February	924	
March	1,043	
April	1,072	
May	1,072	
June	1,072	

### QUALITY

	Quantity	Base Number	Contract	AT	Region	England
% of FP17s for the same patient ID Re-attending within 3 months - Children	12	163	7.4%	11.2%	11.1%	11.6%
% of FP17s for the same patient ID Re-attending within 3 months - Adults	29	90	32.2%	14.8%	15.3%	15.5%
% of FP17s for the same patient ID Re-attending between 3 & 9 months - Children	88	163	54.0%	58.6%	61.1%	58.8%
% of FP17s for the same patient ID Re-attending between 3 & 9 months - Adults	34	90	37.8%	49.3%	52.3%	51.1%
% of FP17s for Band 1 Urgent Courses	2	241	0.8%	9.7%	9.5%	9.0%
% of FP17s Relating to Free Repair or Replacements	0	241	0.0%	0.7%	0.7%	0.8%
% of FP17s Relating to Continuations	2	241	0.8%	0.6%	0.8%	0.9%
% of Patients satisfied with the dentistry they have received	0	0	N/A	95.6%	93.6%	93.3%
% of Patients satisfied with the time they had to wait for an appointment	0	0	N/A	88.8%	88.8%	88.9%

\* This is based on patients treated on this contract for their most recent course of treatment. Figures in italics indicate the base number of FP17s or Patient Questionnaire responses are less than 100. N/A is shown where the base number of responses is less than 10 during the period. % is calculated as Quantity/Base number\*100

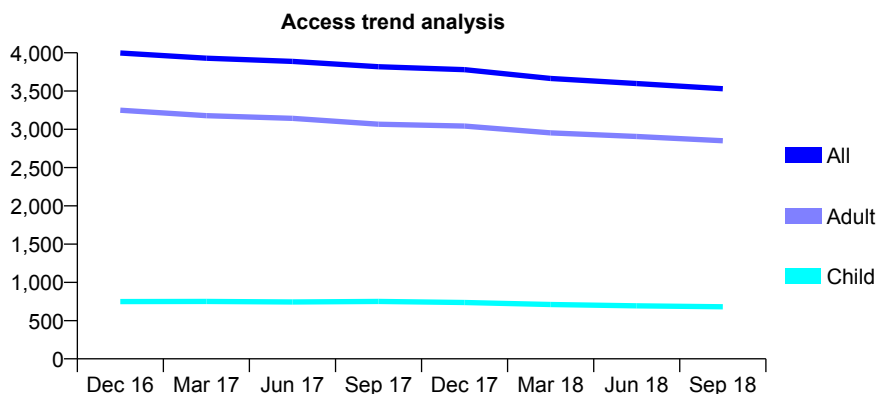
## Q69 - Vital Signs At a Glance Contract Report for 920592/0001 - September 2018

Name or company name	MR AJ CROSBIE
Contract type name	GDS Contract
Purpose of contract	General
Contract start date	01/02/2009
Contract end date	

18/19 Contracted general activity (UDA)	10,001
Carry forward general activity (UDA)	0
18/19 Contracted orthodontic activity (UOA)	0
Carry forward orthodontic activity (UOA)	0
Baseline contract value	£235,867.06

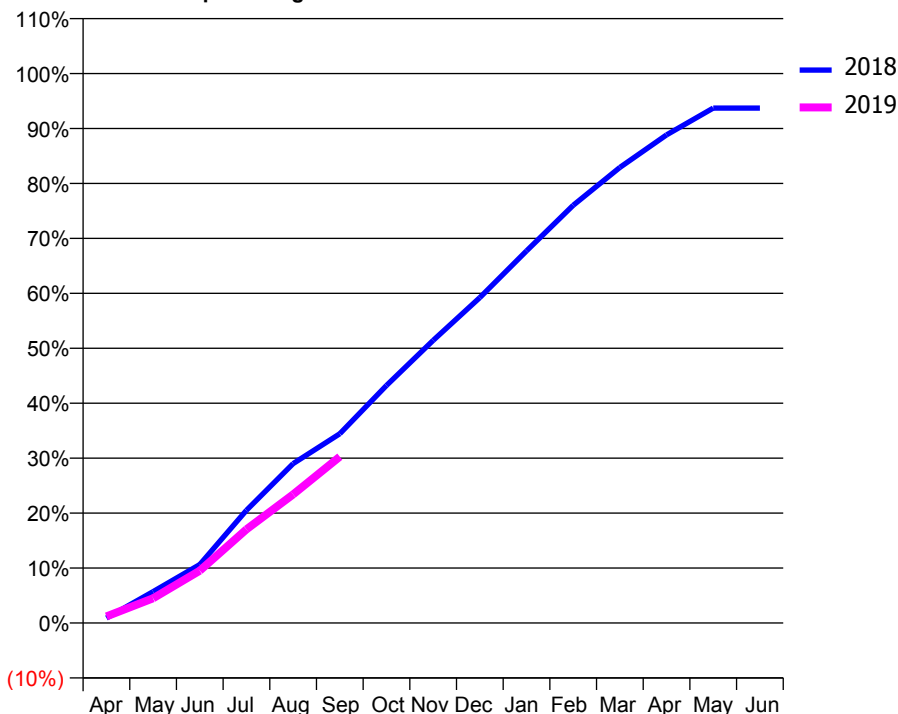
### ACCESS\*

Patients seen in 24 months	Total	Change since previous quarter
Quarter ending September 2017	3,817	
Quarter ending December 2017	3,780	→
Quarter ending March 2018	3,664	↓
Quarter ending June 2018	3,599	↓
Quarter ending September 2018	3,530	↓
<b>Variance since September 2017</b>	<b>(7.5%)</b>	<b>↓</b>



### ACTIVITY

Cumulative percentage of contracted UDA delivered 2018 & 2019



Adjusted Scheduled Activity (UDA)

Month	2018	2019
April	90	120
May	572	451
June	1,063	952
July	2,052	1,704
August	2,901	2,340
September	3,444	3,027
October	4,324	
November	5,143	
December	5,924	
January	6,772	
February	7,603	
March	8,292	
April	8,885	
May	9,371	
June	9,371	

### QUALITY

	Quantity	Base Number	Contract	AT	Region	England
% of FP17s for the same patient ID Re-attending within 3 months - Children	20	450	4.4%	11.2%	11.1%	11.6%
% of FP17s for the same patient ID Re-attending within 3 months - Adults	294	1,926	15.3%	14.8%	15.3%	15.5%
% of FP17s for the same patient ID Re-attending between 3 & 9 months - Children	279	450	62.0%	58.6%	61.1%	58.8%
% of FP17s for the same patient ID Re-attending between 3 & 9 months - Adults	1,174	1,926	61.0%	49.3%	52.3%	51.1%
% of FP17s for Band 1 Urgent Courses	115	1,824	6.3%	9.7%	9.5%	9.0%
% of FP17s Relating to Free Repair or Replacements	26	1,824	1.4%	0.7%	0.7%	0.8%
% of FP17s Relating to Continuations	11	1,824	0.6%	0.6%	0.8%	0.9%
% of Patients satisfied with the dentistry they have received	4	4	N/A	95.6%	93.6%	93.3%
% of Patients satisfied with the time they had to wait for an appointment	4	4	N/A	88.8%	88.8%	88.9%

\* This is based on patients treated on this contract for their most recent course of treatment. Figures in italics indicate the base number of FP17s or Patient Questionnaire responses are less than 100. N/A is shown where the base number of responses is less than 10 during the period. % is calculated as Quantity/Base number\*100

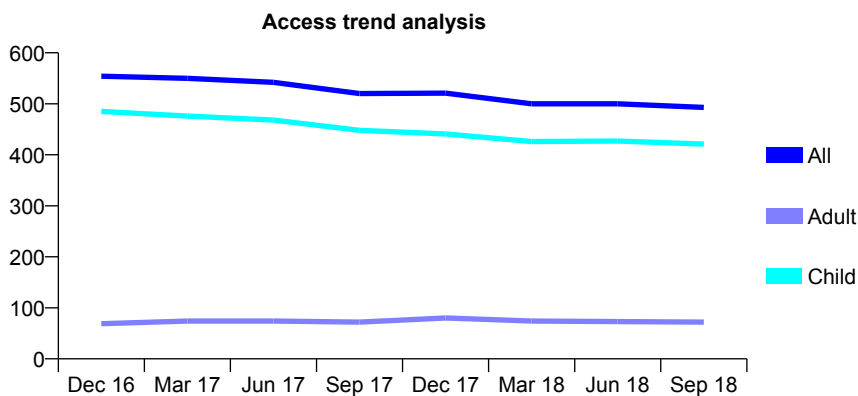
## Q69 - Vital Signs At a Glance Contract Report for 920738/0002 - September 2018

Name or company name	MR A KOTHARI
Contract type name	GDS Contract
Purpose of contract	General
Contract start date	01/04/2006
Contract end date	

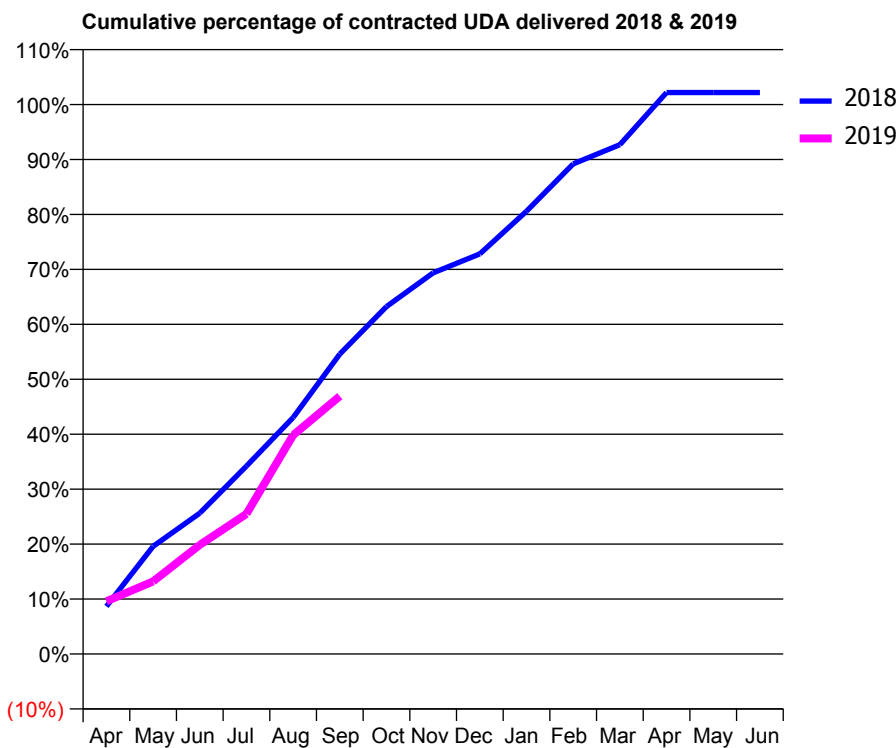
18/19 Contracted general activity (UDA)	945
Carry forward general activity (UDA)	-18
18/19 Contracted orthodontic activity (UOA)	0
Carry forward orthodontic activity (UOA)	0
Baseline contract value	£22,550.34

### ACCESS\*

Patients seen in 24 months	Total	Change since previous quarter
Quarter ending September 2017	520	
Quarter ending December 2017	521	→
Quarter ending March 2018	500	↓
Quarter ending June 2018	500	→
Quarter ending September 2018	493	↓
<b>Variance since September 2017</b>	<b>(5.2%)</b>	<b>↓</b>



### ACTIVITY



Month	Adjusted Scheduled Activity (UDA)	
	2018	2019
April	82	91
May	185	125
June	242	188
July	323	241
August	407	376
September	516	443
October	598	
November	656	
December	688	
January	761	
February	843	
March	876	
April	966	
May	966	
June	966	

### QUALITY

	Quantity	Base Number	Contract	AT	Region	England
% of FP17s for the same patient ID Re-attending within 3 months - Children	30	398	7.5%	11.2%	11.1%	11.6%
% of FP17s for the same patient ID Re-attending within 3 months - Adults	0	15	0.0%	14.8%	15.3%	15.5%
% of FP17s for the same patient ID Re-attending between 3 & 9 months - Children	270	398	67.8%	58.6%	61.1%	58.8%
% of FP17s for the same patient ID Re-attending between 3 & 9 months - Adults	7	15	46.7%	49.3%	52.3%	51.1%
% of FP17s for Band 1 Urgent Courses	7	332	2.1%	9.7%	9.5%	9.0%
% of FP17s Relating to Free Repair or Replacements	0	332	0.0%	0.7%	0.7%	0.8%
% of FP17s Relating to Continuations	1	332	0.3%	0.6%	0.8%	0.9%
% of Patients satisfied with the dentistry they have received	0	0	N/A	95.6%	93.6%	93.3%
% of Patients satisfied with the time they had to wait for an appointment	0	0	N/A	88.8%	88.8%	88.9%

\* This is based on patients treated on this contract for their most recent course of treatment. Figures in italics indicate the base number of FP17s or Patient Questionnaire responses are less than 100. N/A is shown where the base number of responses is less than 10 during the period. % is calculated as Quantity/Base number\*100



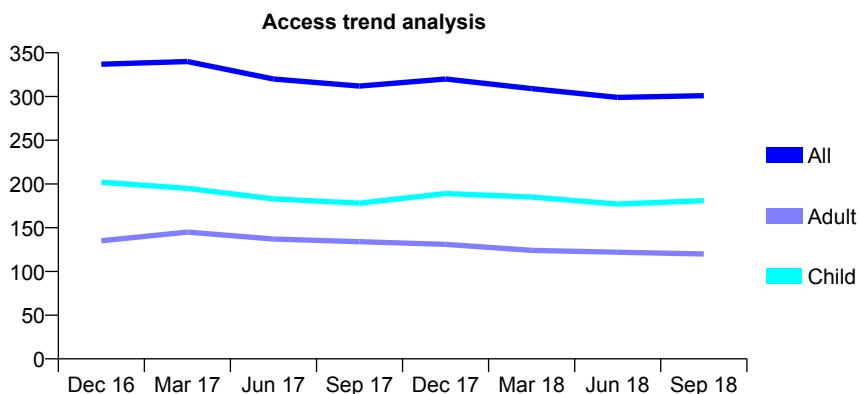
## Q69 - Vital Signs At a Glance Contract Report for 921270/0001 - September 2018

Name or company name	MR MN GOSZTONYI
Contract type name	GDS Contract
Purpose of contract	General
Contract start date	01/04/2006
Contract end date	

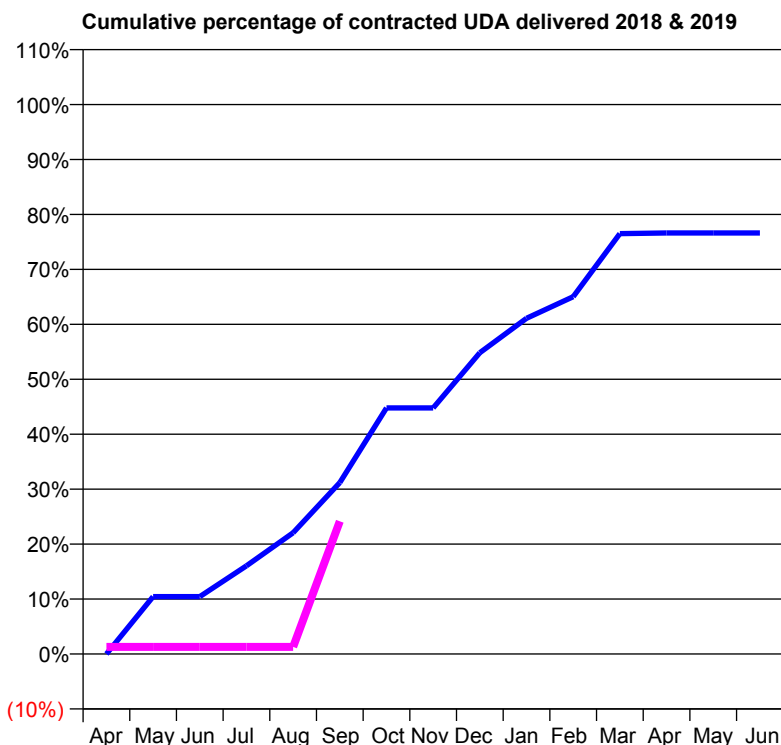
18/19 Contracted general activity (UDA)	766
Carry forward general activity (UDA)	0
18/19 Contracted orthodontic activity (UOA)	0
Carry forward orthodontic activity (UOA)	0
Baseline contract value	£17,210.93

### ACCESS\*

Patients seen in 24 months	Total	Change since previous quarter
Quarter ending September 2017	312	
Quarter ending December 2017	320	↑
Quarter ending March 2018	309	↓
Quarter ending June 2018	299	↓
Quarter ending September 2018	301	→
<b>Variance since September 2017</b>	<b>(3.5%)</b>	<b>↓</b>



### ACTIVITY



Adjusted Scheduled Activity (UDA)		
Month	2018	2019
April	0	10
May	80	10
June	80	10
July	123	10
August	169	10
September	239	185
October	343	
November	343	
December	420	
January	468	
February	498	
March	586	
April	587	
May	587	
June	587	

### QUALITY

	Quantity	Base Number	Contract	AT	Region	England
% of FP17s for the same patient ID Re-attending within 3 months - Children	4	155	2.6%	11.2%	11.1%	11.6%
% of FP17s for the same patient ID Re-attending within 3 months - Adults	0	48	0.0%	14.8%	15.3%	15.5%
% of FP17s for the same patient ID Re-attending between 3 & 9 months - Children	114	155	73.5%	58.6%	61.1%	58.8%
% of FP17s for the same patient ID Re-attending between 3 & 9 months - Adults	29	48	60.4%	49.3%	52.3%	51.1%
% of FP17s for Band 1 Urgent Courses	0	192	0.0%	9.7%	9.5%	9.0%
% of FP17s Relating to Free Repair or Replacements	0	192	0.0%	0.7%	0.7%	0.8%
% of FP17s Relating to Continuations	0	192	0.0%	0.6%	0.8%	0.9%
% of Patients satisfied with the dentistry they have received	0	0	N/A	95.6%	93.6%	93.3%
% of Patients satisfied with the time they had to wait for an appointment	0	0	N/A	88.8%	88.8%	88.9%

\* This is based on patients treated on this contract for their most recent course of treatment. Figures in italics indicate the base number of FP17s or Patient Questionnaire responses are less than 100. N/A is shown where the base number of responses is less than 10 during the period. % is calculated as Quantity/Base number\*100

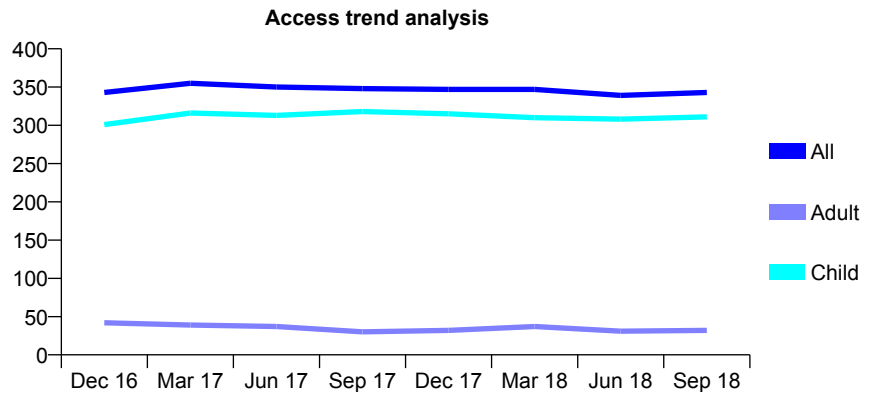
## Q69 - Vital Signs At a Glance Contract Report for 924865/0003 - September 2018

Name or company name	Owlsmoor Dental Surgery
Contract type name	GDS Contract
Purpose of contract	General
Contract start date	28/05/2013
Contract end date	

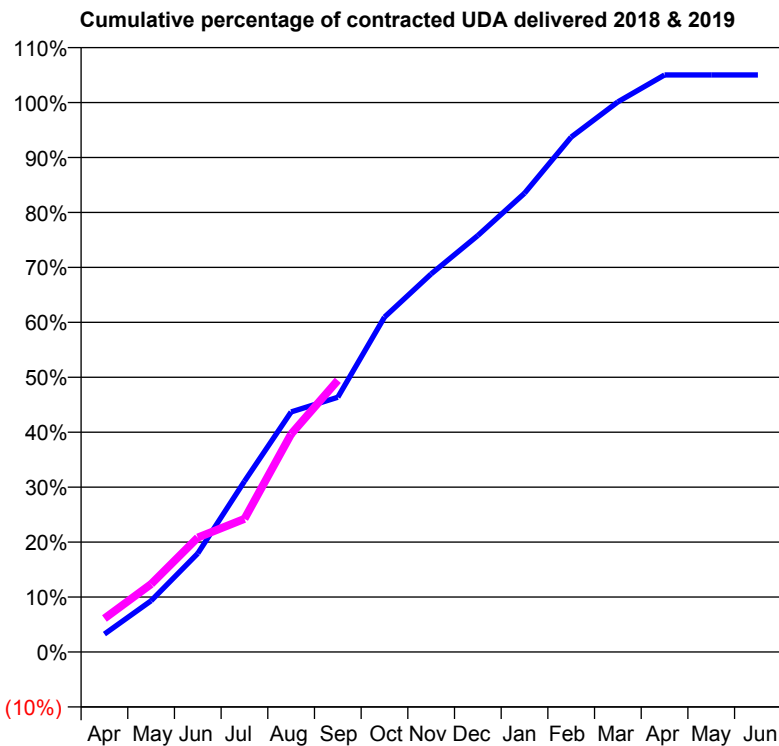
18/19 Contracted general activity (UDA)	675
Carry forward general activity (UDA)	-13
18/19 Contracted orthodontic activity (UOA)	0
Carry forward orthodontic activity (UOA)	0
Baseline contract value	£17,919.24

### ACCESS\*

Patients seen in 24 months	Total	Change since previous quarter
Quarter ending September 2017	348	
Quarter ending December 2017	347	→
Quarter ending March 2018	347	→
Quarter ending June 2018	339	↓
Quarter ending September 2018	343	→
<b>Variance since September 2017</b>	<b>(1.4%)</b>	<b>↓</b>



### ACTIVITY



Month	Adjusted Scheduled Activity (UDA)	
	2018	2019
April	22	41
May	63	83
June	121	141
July	210	164
August	295	268
September	313	334
October	411	
November	464	
December	512	
January	564	
February	633	
March	676	
April	709	
May	709	
June	709	

### QUALITY

	Quantity	Base Number	Contract	AT	Region	England
% of FP17s for the same patient ID Re-attending within 3 months - Children	16	266	6.0%	11.2%	11.1%	11.6%
% of FP17s for the same patient ID Re-attending within 3 months - Adults	0	8	0.0%	14.8%	15.3%	15.5%
% of FP17s for the same patient ID Re-attending between 3 & 9 months - Children	158	266	59.4%	58.6%	61.1%	58.8%
% of FP17s for the same patient ID Re-attending between 3 & 9 months - Adults	6	8	75.0%	49.3%	52.3%	51.1%
% of FP17s for Band 1 Urgent Courses	4	247	1.6%	9.7%	9.5%	9.0%
% of FP17s Relating to Free Repair or Replacements	0	247	0.0%	0.7%	0.7%	0.8%
% of FP17s Relating to Continuations	5	247	2.0%	0.6%	0.8%	0.9%
% of Patients satisfied with the dentistry they have received	0	0	N/A	95.6%	93.6%	93.3%
% of Patients satisfied with the time they had to wait for an appointment	0	0	N/A	88.8%	88.8%	88.9%

\* This is based on patients treated on this contract for their most recent course of treatment. Figures in italics indicate the base number of FP17s or Patient Questionnaire responses are less than 100. N/A is shown where the base number of responses is less than 10 during the period. % is calculated as Quantity/Base number\*100

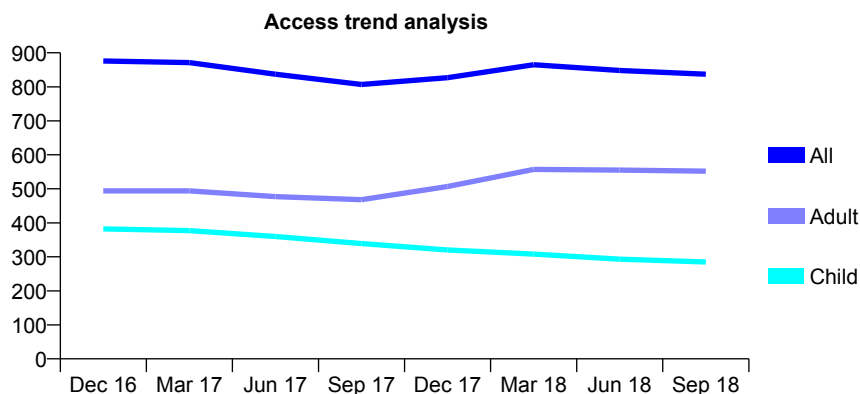
## Q69 - Vital Signs At a Glance Contract Report for 925446/0001 - September 2018

Name or company name	310 Dental Care
Contract type name	GDS Contract
Purpose of contract	General
Contract start date	01/04/2009
Contract end date	

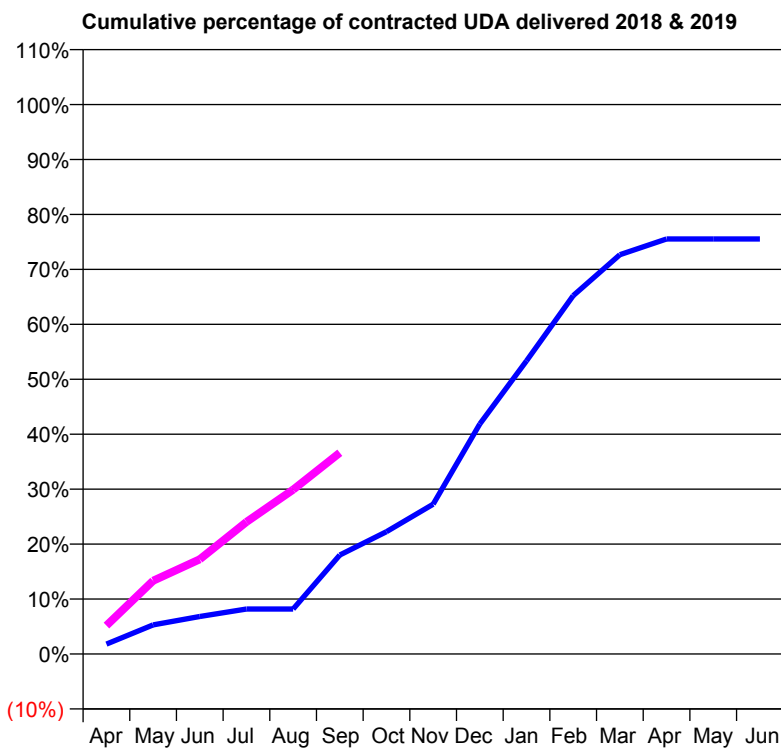
18/19 Contracted general activity (UDA)	2,734
Carry forward general activity (UDA)	0
18/19 Contracted orthodontic activity (UOA)	0
Carry forward orthodontic activity (UOA)	0
Baseline contract value	£65,366.99

### ACCESS\*

Patients seen in 24 months	Total	Change since previous quarter
Quarter ending September 2017	807	
Quarter ending December 2017	827	↑
Quarter ending March 2018	865	↑
Quarter ending June 2018	848	↓
Quarter ending September 2018	837	↓
<b>Variance since September 2017</b>	<b>3.7%</b>	<b>↑</b>



### ACTIVITY



Adjusted Scheduled Activity (UDA)		
Month	2018	2019
April	49	142
May	145	365
June	187	472
July	224	657
August	224	818
September	492	1,001
October	609	
November	745	
December	1,145	
January	1,459	
February	1,783	
March	1,987	
April	2,065	
May	2,065	
June	2,065	

### QUALITY

	Quantity	Base Number	Contract	AT	Region	England
% of FP17s for the same patient ID Re-attending within 3 months - Children	14	185	7.6%	11.2%	11.1%	11.6%
% of FP17s for the same patient ID Re-attending within 3 months - Adults	35	283	12.4%	14.8%	15.3%	15.5%
% of FP17s for the same patient ID Re-attending between 3 & 9 months - Children	111	185	60.0%	58.6%	61.1%	58.8%
% of FP17s for the same patient ID Re-attending between 3 & 9 months - Adults	129	283	45.6%	49.3%	52.3%	51.1%
% of FP17s for Band 1 Urgent Courses	52	440	11.8%	9.7%	9.5%	9.0%
% of FP17s Relating to Free Repair or Replacements	0	440	0.0%	0.7%	0.7%	0.8%
% of FP17s Relating to Continuations	0	440	0.0%	0.6%	0.8%	0.9%
% of Patients satisfied with the dentistry they have received	2	2	N/A	95.6%	93.6%	93.3%
% of Patients satisfied with the time they had to wait for an appointment	2	2	N/A	88.8%	88.8%	88.9%

\* This is based on patients treated on this contract for their most recent course of treatment. Figures in italics indicate the base number of FP17s or Patient Questionnaire responses are less than 100. N/A is shown where the base number of responses is less than 10 during the period. % is calculated as Quantity/Base number\*100

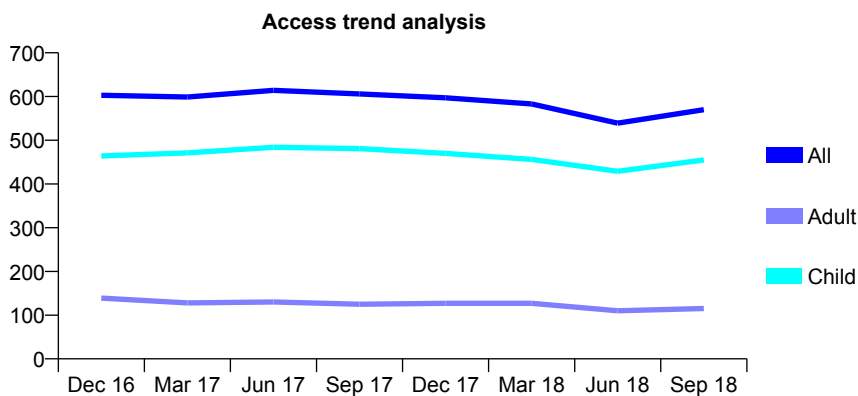
## Q69 - Vital Signs At a Glance Contract Report for 926361/0001 - September 2018

Name or company name	DR F TALHI
Contract type name	GDS Contract
Purpose of contract	General
Contract start date	01/04/2006
Contract end date	

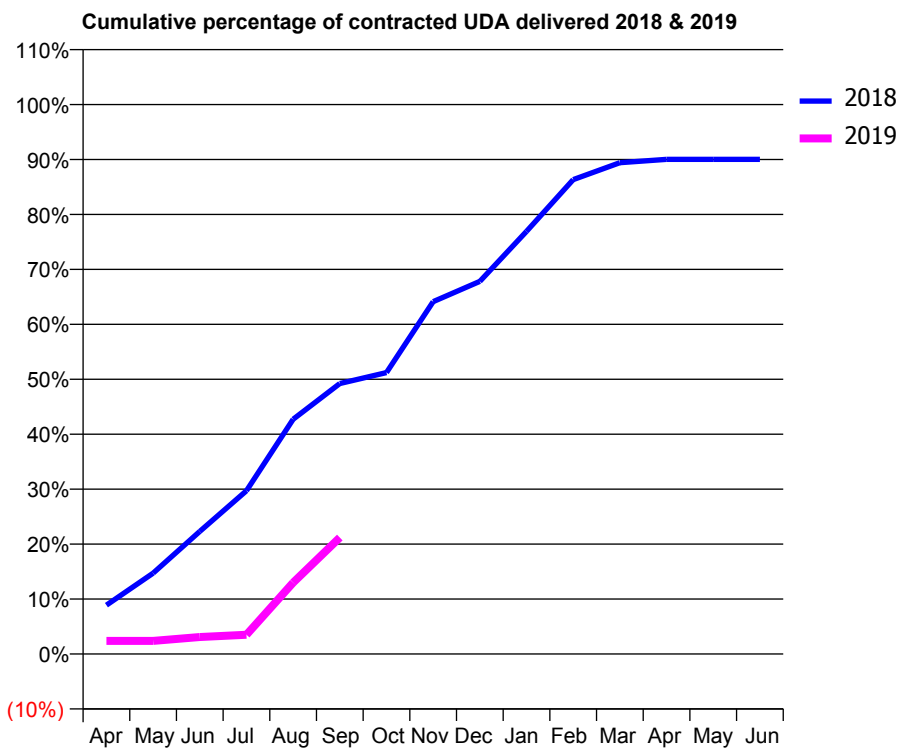
18/19 Contracted general activity (UDA)	1,000
Carry forward general activity (UDA)	-18
18/19 Contracted orthodontic activity (UOA)	0
Carry forward orthodontic activity (UOA)	0
Baseline contract value	£23,635.97

### ACCESS\*

Patients seen in 24 months	Total	Change since previous quarter
Quarter ending September 2017	606	
Quarter ending December 2017	597	↓
Quarter ending March 2018	583	↓
Quarter ending June 2018	539	↓
Quarter ending September 2018	570	↑
<b>Variance since September 2017</b>	<b>(5.9%)</b>	<b>↓</b>



### ACTIVITY



Month	Adjusted Scheduled Activity (UDA)	
	2018	2019
April	89	24
May	147	24
June	223	31
July	297	35
August	427	130
September	492	212
October	512	
November	641	
December	678	
January	769	
February	863	
March	894	
April	900	
May	900	
June	900	

### QUALITY

	Quantity	Base Number	Contract	AT	Region	England
% of FP17s for the same patient ID Re-attending within 3 months - Children	8	273	2.9%	11.2%	11.1%	11.6%
% of FP17s for the same patient ID Re-attending within 3 months - Adults	2	43	4.7%	14.8%	15.3%	15.5%
% of FP17s for the same patient ID Re-attending between 3 & 9 months - Children	154	273	56.4%	58.6%	61.1%	58.8%
% of FP17s for the same patient ID Re-attending between 3 & 9 months - Adults	25	43	58.1%	49.3%	52.3%	51.1%
% of FP17s for Band 1 Urgent Courses	1	242	0.4%	9.7%	9.5%	9.0%
% of FP17s Relating to Free Repair or Replacements	0	242	0.0%	0.7%	0.7%	0.8%
% of FP17s Relating to Continuations	0	242	0.0%	0.6%	0.8%	0.9%
% of Patients satisfied with the dentistry they have received	0	0	N/A	95.6%	93.6%	93.3%
% of Patients satisfied with the time they had to wait for an appointment	0	0	N/A	88.8%	88.8%	88.9%

\* This is based on patients treated on this contract for their most recent course of treatment. Figures in italics indicate the base number of FP17s or Patient Questionnaire responses are less than 100. N/A is shown where the base number of responses is less than 10 during the period. % is calculated as Quantity/Base number\*100

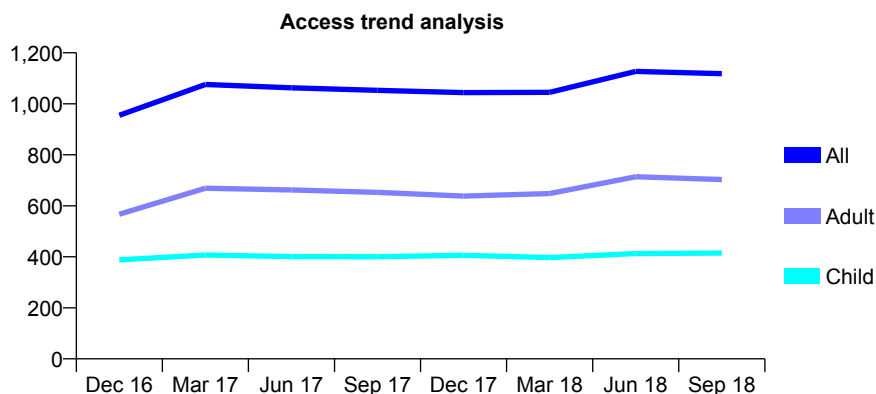
## Q69 - Vital Signs At a Glance Contract Report for 930997/0002 - September 2018

Name or company name	MR PF MITCHELL
Contract type name	GDS Contract
Purpose of contract	General
Contract start date	11/05/2012
Contract end date	

18/19 Contracted general activity (UDA)	1,914
Carry forward general activity (UDA)	0
18/19 Contracted orthodontic activity (UOA)	0
Carry forward orthodontic activity (UOA)	0
Baseline contract value	£45,405.85

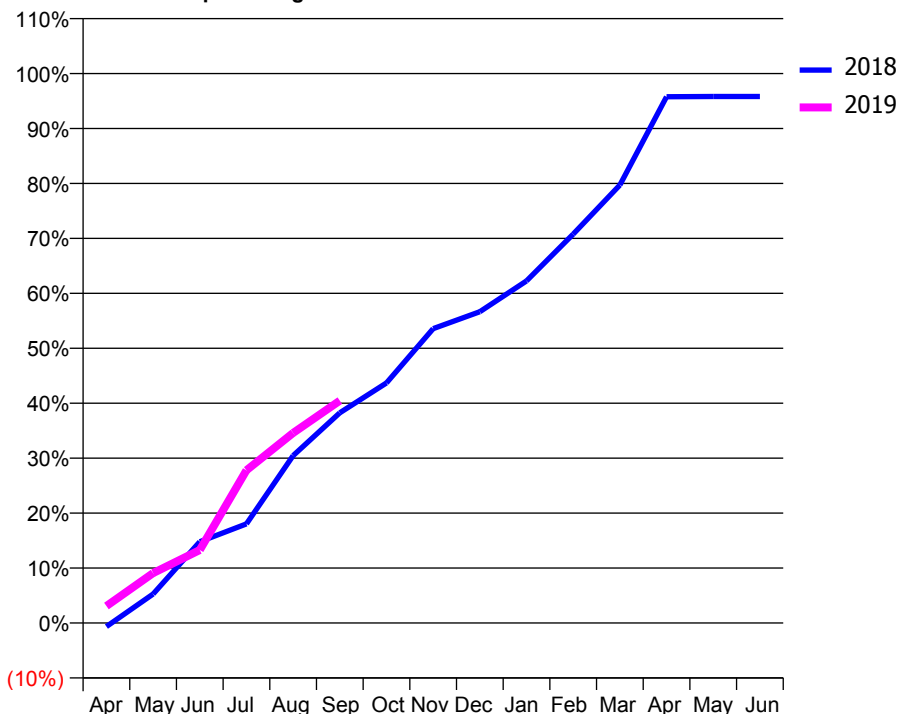
### ACCESS\*

Patients seen in 24 months	Total	Change since previous quarter
Quarter ending September 2017	1,053	
Quarter ending December 2017	1,044	→
Quarter ending March 2018	1,045	→
Quarter ending June 2018	1,127	↑
Quarter ending September 2018	1,118	→
<b>Variance since September 2017</b>	<b>6.2%</b>	<b>↑</b>



### ACTIVITY

Cumulative percentage of contracted UDA delivered 2018 & 2019



Adjusted Scheduled Activity (UDA)		
Month	2018	2019
April	-13	59
May	101	174
June	283	254
July	345	532
August	583	662
September	732	774
October	836	
November	1,025	
December	1,084	
January	1,191	
February	1,354	
March	1,526	
April	1,833	
May	1,834	
June	1,834	

### QUALITY

	Quantity	Base Number	Contract	AT	Region	England
% of FP17s for the same patient ID Re-attending within 3 months - Children	11	273	4.0%	11.2%	11.1%	11.6%
% of FP17s for the same patient ID Re-attending within 3 months - Adults	21	323	6.5%	14.8%	15.3%	15.5%
% of FP17s for the same patient ID Re-attending between 3 & 9 months - Children	125	273	45.8%	58.6%	61.1%	58.8%
% of FP17s for the same patient ID Re-attending between 3 & 9 months - Adults	104	323	32.2%	49.3%	52.3%	51.1%
% of FP17s for Band 1 Urgent Courses	2	438	0.5%	9.7%	9.5%	9.0%
% of FP17s Relating to Free Repair or Replacements	0	438	0.0%	0.7%	0.7%	0.8%
% of FP17s Relating to Continuations	0	438	0.0%	0.6%	0.8%	0.9%
% of Patients satisfied with the dentistry they have received	1	3	N/A	95.6%	93.6%	93.3%
% of Patients satisfied with the time they had to wait for an appointment	1	3	N/A	88.8%	88.8%	88.9%

\* This is based on patients treated on this contract for their most recent course of treatment. Figures in italics indicate the base number of FP17s or Patient Questionnaire responses are less than 100. N/A is shown where the base number of responses is less than 10 during the period. % is calculated as Quantity/Base number\*100

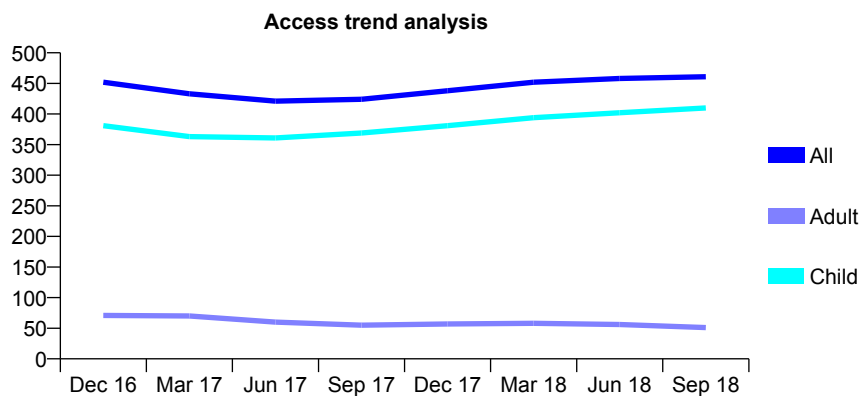
## Q69 - Vital Signs At a Glance Contract Report for 939374/0001 - September 2018

Name or company name	Yew Tree Dental Care
Contract type name	GDS Contract
Purpose of contract	General
Contract start date	01/04/2006
Contract end date	

18/19 Contracted general activity (UDA)	989
Carry forward general activity (UDA)	-10
18/19 Contracted orthodontic activity (UOA)	0
Carry forward orthodontic activity (UOA)	0
Baseline contract value	£23,965.51

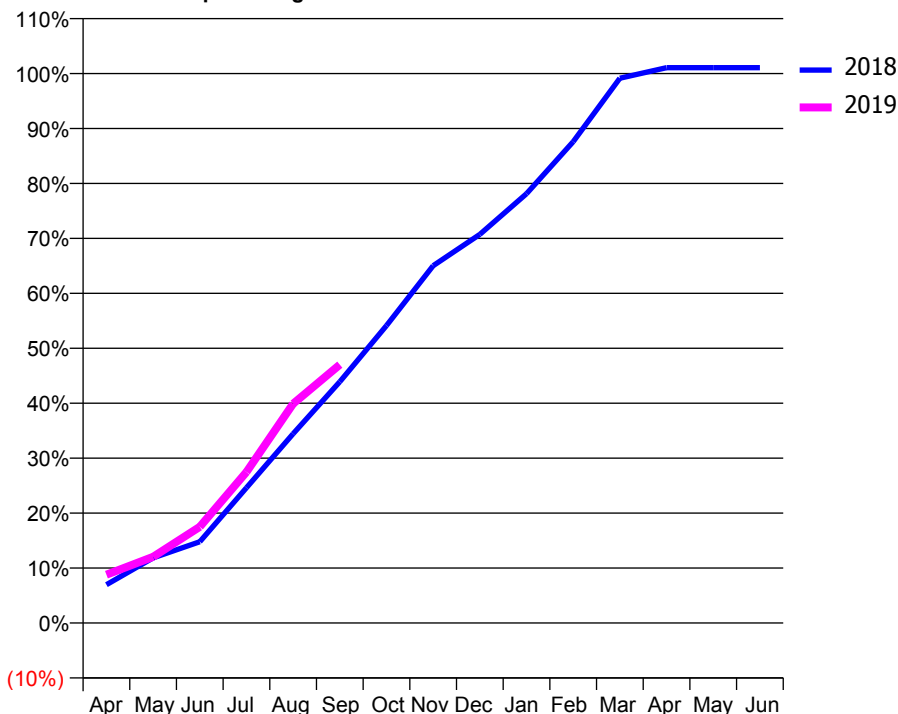
### ACCESS\*

Patients seen in 24 months	Total	Change since previous quarter
Quarter ending September 2017	424	
Quarter ending December 2017	438	↑
Quarter ending March 2018	452	↑
Quarter ending June 2018	458	→
Quarter ending September 2018	461	→
<b>Variance since September 2017</b>	<b>8.7%</b>	<b>↑</b>



### ACTIVITY

Cumulative percentage of contracted UDA delivered 2018 & 2019



Adjusted Scheduled Activity (UDA)		
Month	2018	2019
April	69	87
May	117	119
June	146	173
July	243	272
August	341	395
September	434	465
October	535	
November	643	
December	700	
January	773	
February	866	
March	981	
April	1,000	
May	1,000	
June	1,000	

### QUALITY

	Quantity	Base Number	Contract	AT	Region	England
% of FP17s for the same patient ID Re-attending within 3 months - Children	25	303	8.3%	11.2%	11.1%	11.6%
% of FP17s for the same patient ID Re-attending within 3 months - Adults	0	8	0.0%	14.8%	15.3%	15.5%
% of FP17s for the same patient ID Re-attending between 3 & 9 months - Children	149	303	49.2%	58.6%	61.1%	58.8%
% of FP17s for the same patient ID Re-attending between 3 & 9 months - Adults	5	8	62.5%	49.3%	52.3%	51.1%
% of FP17s for Band 1 Urgent Courses	10	293	3.4%	9.7%	9.5%	9.0%
% of FP17s Relating to Free Repair or Replacements	0	293	0.0%	0.7%	0.7%	0.8%
% of FP17s Relating to Continuations	0	293	0.0%	0.6%	0.8%	0.9%
% of Patients satisfied with the dentistry they have received	0	0	N/A	95.6%	93.6%	93.3%
% of Patients satisfied with the time they had to wait for an appointment	0	0	N/A	88.8%	88.8%	88.9%

\* This is based on patients treated on this contract for their most recent course of treatment. Figures in italics indicate the base number of FP17s or Patient Questionnaire responses are less than 100. N/A is shown where the base number of responses is less than 10 during the period. % is calculated as Quantity/Base number\*100

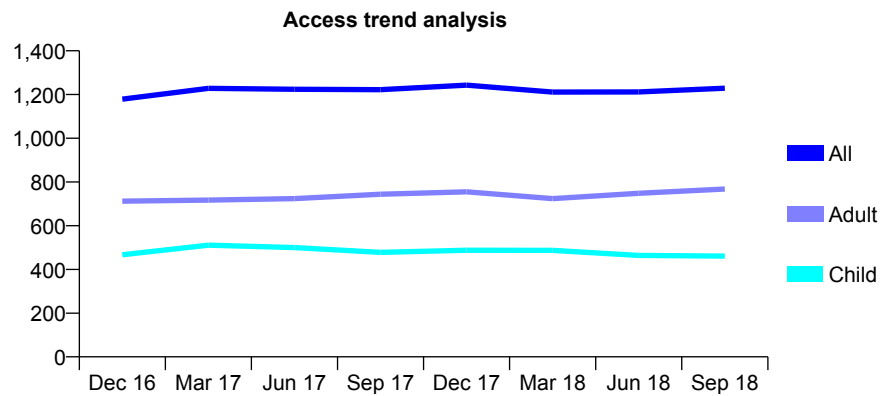
## Q69 - Vital Signs At a Glance Contract Report for 946818/0002 - September 2018

Name or company name	MR S NAJAFI
Contract type name	GDS Contract
Purpose of contract	General
Contract start date	01/04/2006
Contract end date	

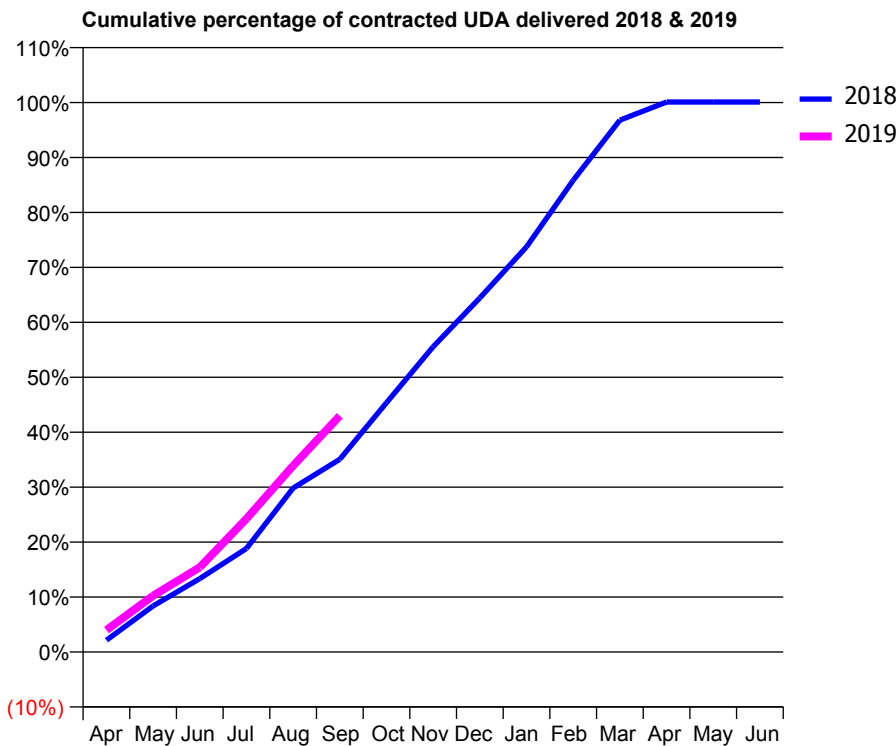
18/19 Contracted general activity (UDA)	3,330
Carry forward general activity (UDA)	-3
18/19 Contracted orthodontic activity (UOA)	0
Carry forward orthodontic activity (UOA)	0
Baseline contract value	£80,339.39

### ACCESS\*

Patients seen in 24 months	Total	Change since previous quarter
Quarter ending September 2017	1,222	
Quarter ending December 2017	1,243	→
Quarter ending March 2018	1,211	↓
Quarter ending June 2018	1,212	→
Quarter ending September 2018	1,229	→
<b>Variance since September 2017</b>	<b>0.6%</b>	<b>→</b>



### ACTIVITY



Month	Adjusted Scheduled Activity (UDA)	
	2018	2019
April	71	133
May	279	341
June	445	513
July	628	807
August	993	1,130
September	1,168	1,432
October	1,511	
November	1,850	
December	2,146	
January	2,456	
February	2,859	
March	3,223	
April	3,333	
May	3,333	
June	3,333	

### QUALITY

	Quantity	Base Number	Contract	AT	Region	England
% of FP17s for the same patient ID Re-attending within 3 months - Children	81	503	16.1%	11.2%	11.1%	11.6%
% of FP17s for the same patient ID Re-attending within 3 months - Adults	33	452	7.3%	14.8%	15.3%	15.5%
% of FP17s for the same patient ID Re-attending between 3 & 9 months - Children	346	503	68.8%	58.6%	61.1%	58.8%
% of FP17s for the same patient ID Re-attending between 3 & 9 months - Adults	281	452	62.2%	49.3%	52.3%	51.1%
% of FP17s for Band 1 Urgent Courses	24	881	2.7%	9.7%	9.5%	9.0%
% of FP17s Relating to Free Repair or Replacements	2	881	0.2%	0.7%	0.7%	0.8%
% of FP17s Relating to Continuations	2	881	0.2%	0.6%	0.8%	0.9%
% of Patients satisfied with the dentistry they have received	1	1	N/A	95.6%	93.6%	93.3%
% of Patients satisfied with the time they had to wait for an appointment	1	1	N/A	88.8%	88.8%	88.9%

\* This is based on patients treated on this contract for their most recent course of treatment. Figures in italics indicate the base number of FP17s or Patient Questionnaire responses are less than 100. N/A is shown where the base number of responses is less than 10 during the period. % is calculated as Quantity/Base number\*100



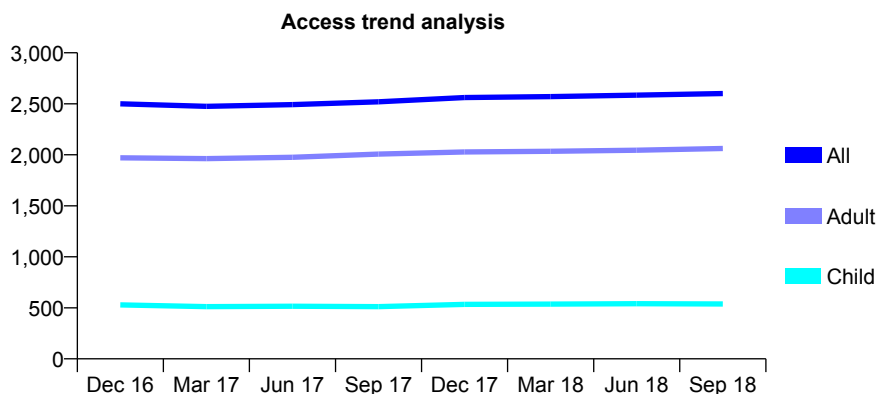
## Q69 - Vital Signs At a Glance Contract Report for 947504/0001 - September 2018

Name or company name	MISS C RADOS
Contract type name	GDS Contract
Purpose of contract	General
Contract start date	01/04/2014
Contract end date	

18/19 Contracted general activity (UDA)	6,996
Carry forward general activity (UDA)	222
18/19 Contracted orthodontic activity (UOA)	0
Carry forward orthodontic activity (UOA)	0
Baseline contract value	£177,431.24

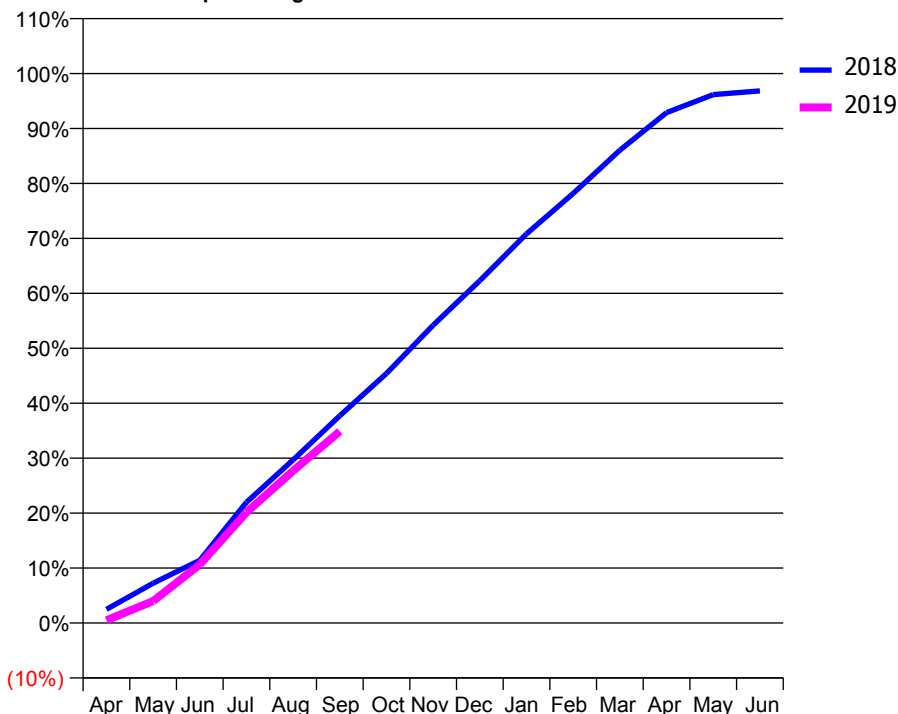
### ACCESS\*

Patients seen in 24 months	Total	Change since previous quarter
Quarter ending September 2017	2,519	
Quarter ending December 2017	2,562	→
Quarter ending March 2018	2,571	→
Quarter ending June 2018	2,585	→
Quarter ending September 2018	2,600	→
<b>Variance since September 2017</b>	<b>3.2%</b>	<b>↑</b>



### ACTIVITY

Cumulative percentage of contracted UDA delivered 2018 & 2019



Month	Adjusted Scheduled Activity (UDA)	
	2018	2019
April	174	34
May	507	280
June	799	744
July	1,538	1,408
August	2,077	1,938
September	2,639	2,440
October	3,177	
November	3,791	
December	4,359	
January	4,955	
February	5,469	
March	6,018	
April	6,498	
May	6,728	
June	6,774	

### QUALITY

	Quantity	Base Number	Contract	AT	Region	England
% of FP17s for the same patient ID Re-attending within 3 months - Children	40	453	8.8%	11.2%	11.1%	11.6%
% of FP17s for the same patient ID Re-attending within 3 months - Adults	234	1,655	14.1%	14.8%	15.3%	15.5%
% of FP17s for the same patient ID Re-attending between 3 & 9 months - Children	296	453	65.3%	58.6%	61.1%	58.8%
% of FP17s for the same patient ID Re-attending between 3 & 9 months - Adults	993	1,655	60.0%	49.3%	52.3%	51.1%
% of FP17s for Band 1 Urgent Courses	197	1,679	11.7%	9.7%	9.5%	9.0%
% of FP17s Relating to Free Repair or Replacements	1	1,679	0.1%	0.7%	0.7%	0.8%
% of FP17s Relating to Continuations	7	1,679	0.4%	0.6%	0.8%	0.9%
% of Patients satisfied with the dentistry they have received	1	1	N/A	95.6%	93.6%	93.3%
% of Patients satisfied with the time they had to wait for an appointment	1	1	N/A	88.8%	88.8%	88.9%

\* This is based on patients treated on this contract for their most recent course of treatment. Figures in italics indicate the base number of FP17s or Patient Questionnaire responses are less than 100. N/A is shown where the base number of responses is less than 10 during the period. % is calculated as Quantity/Base number\*100

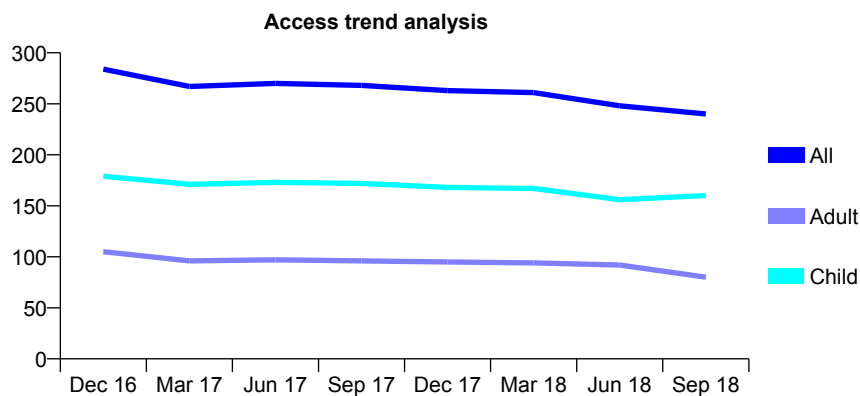
## Q69 - Vital Signs At a Glance Contract Report for 950122/0001 - September 2018

Name or company name	MR EH MIDDLETON
Contract type name	GDS Contract
Purpose of contract	General
Contract start date	01/04/2006
Contract end date	

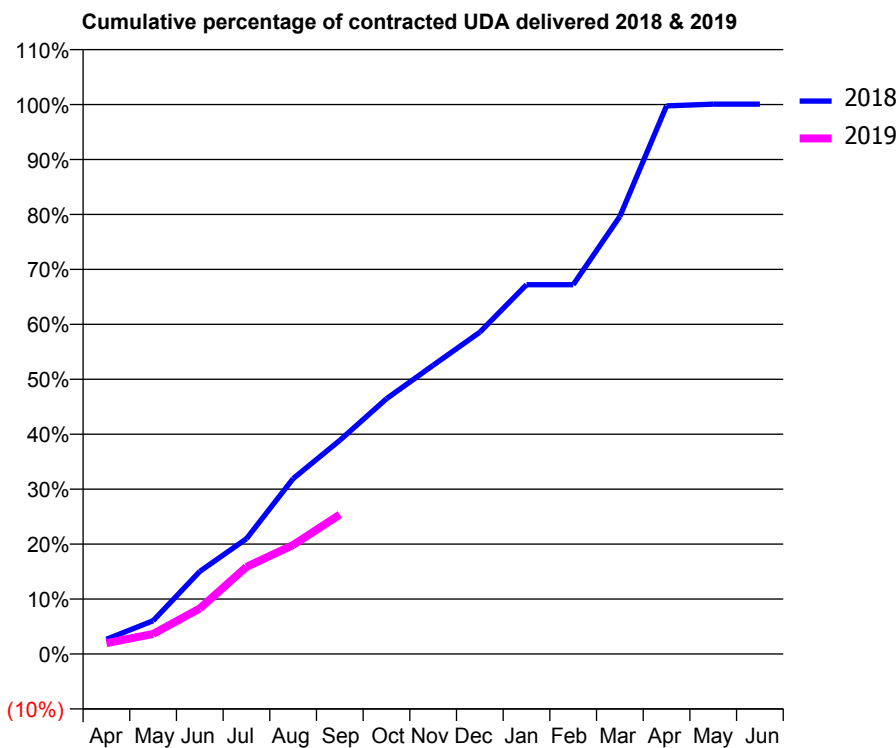
18/19 Contracted general activity (UDA)	716
Carry forward general activity (UDA)	0
18/19 Contracted orthodontic activity (UOA)	0
Carry forward orthodontic activity (UOA)	0
Baseline contract value	£18,969.67

### ACCESS\*

Patients seen in 24 months	Total	Change since previous quarter
Quarter ending September 2017	268	
Quarter ending December 2017	263	↓
Quarter ending March 2018	261	→
Quarter ending June 2018	248	↓
Quarter ending September 2018	240	↓
<b>Variance since September 2017</b>	<b>(10.4%)</b>	<b>↓</b>



### ACTIVITY



Month	Adjusted Scheduled Activity (UDA)	
	2018	2019
April	19	14
May	43	26
June	108	59
July	150	114
August	229	142
September	278	182
October	333	
November	376	
December	419	
January	481	
February	481	
March	570	
April	714	
May	716	
June	716	

### QUALITY

	Quantity	Base Number	Contract	AT	Region	England
% of FP17s for the same patient ID Re-attending within 3 months - Children	4	94	4.3%	11.2%	11.1%	11.6%
% of FP17s for the same patient ID Re-attending within 3 months - Adults	20	50	40.0%	14.8%	15.3%	15.5%
% of FP17s for the same patient ID Re-attending between 3 & 9 months - Children	49	94	52.1%	58.6%	61.1%	58.8%
% of FP17s for the same patient ID Re-attending between 3 & 9 months - Adults	15	50	30.0%	49.3%	52.3%	51.1%
% of FP17s for Band 1 Urgent Courses	8	89	9.0%	9.7%	9.5%	9.0%
% of FP17s Relating to Free Repair or Replacements	0	89	0.0%	0.7%	0.7%	0.8%
% of FP17s Relating to Continuations	0	89	0.0%	0.6%	0.8%	0.9%
% of Patients satisfied with the dentistry they have received	0	0	N/A	95.6%	93.6%	93.3%
% of Patients satisfied with the time they had to wait for an appointment	0	0	N/A	88.8%	88.8%	88.9%

\* This is based on patients treated on this contract for their most recent course of treatment. Figures in italics indicate the base number of FP17s or Patient Questionnaire responses are less than 100. N/A is shown where the base number of responses is less than 10 during the period. % is calculated as Quantity/Base number\*100

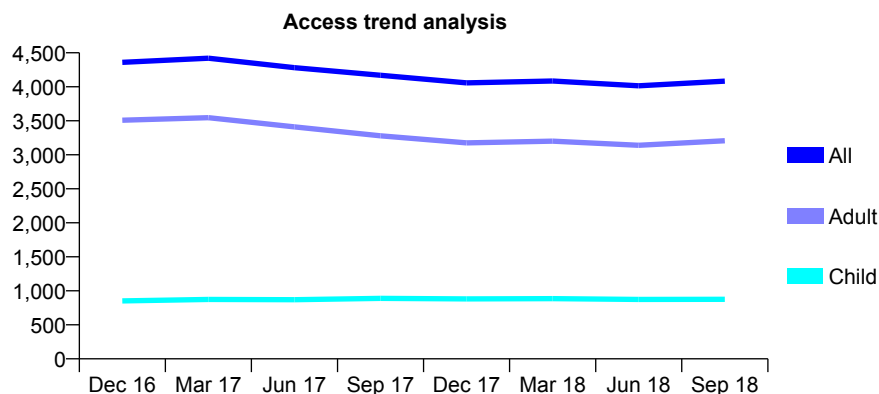
## Q69 - Vital Signs At a Glance Contract Report for 959766/0001 - September 2018

Name or company name	MR S SABBAGHI-SARABI
Contract type name	GDS Contract
Purpose of contract	General
Contract start date	01/04/2006
Contract end date	

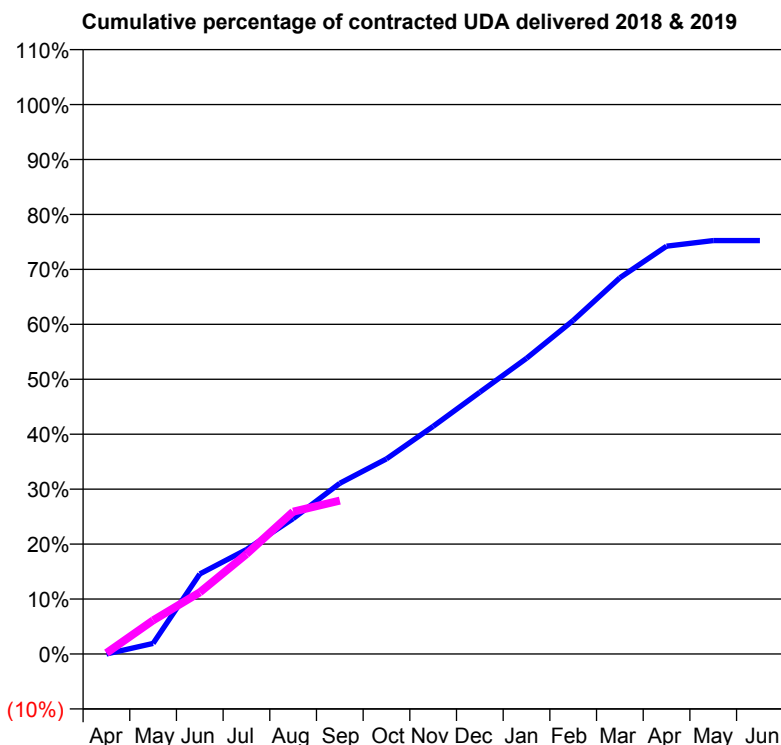
18/19 Contracted general activity (UDA)	11,188
Carry forward general activity (UDA)	0
18/19 Contracted orthodontic activity (UOA)	0
Carry forward orthodontic activity (UOA)	0
Baseline contract value	£273,508.61

### ACCESS\*

Patients seen in 24 months	Total	Change since previous quarter
Quarter ending September 2017	4,169	
Quarter ending December 2017	4,057	↓
Quarter ending March 2018	4,085	→
Quarter ending June 2018	4,014	↓
Quarter ending September 2018	4,083	→
<b>Variance since September 2017</b>	<b>(2.1%)</b>	<b>↓</b>



### ACTIVITY



Month	Adjusted Scheduled Activity (UDA)	
	2018	2019
April	0	20
May	217	684
June	1,631	1,255
July	2,126	2,034
August	2,757	2,897
September	3,477	3,124
October	3,973	
November	4,636	
December	5,331	
January	6,019	
February	6,792	
March	7,660	
April	8,304	
May	8,418	
June	8,418	

### QUALITY

	Quantity	Base Number	Contract	AT	Region	England
% of FP17s for the same patient ID Re-attending within 3 months - Children	27	422	6.4%	11.2%	11.1%	11.6%
% of FP17s for the same patient ID Re-attending within 3 months - Adults	196	1,405	14.0%	14.8%	15.3%	15.5%
% of FP17s for the same patient ID Re-attending between 3 & 9 months - Children	161	422	38.2%	58.6%	61.1%	58.8%
% of FP17s for the same patient ID Re-attending between 3 & 9 months - Adults	472	1,405	33.6%	49.3%	52.3%	51.1%
% of FP17s for Band 1 Urgent Courses	241	1,490	16.2%	9.7%	9.5%	9.0%
% of FP17s Relating to Free Repair or Replacements	2	1,490	0.1%	0.7%	0.7%	0.8%
% of FP17s Relating to Continuations	3	1,490	0.2%	0.6%	0.8%	0.9%
% of Patients satisfied with the dentistry they have received	1	1	N/A	95.6%	93.6%	93.3%
% of Patients satisfied with the time they had to wait for an appointment	1	1	N/A	88.8%	88.8%	88.9%

\* This is based on patients treated on this contract for their most recent course of treatment. Figures in italics indicate the base number of FP17s or Patient Questionnaire responses are less than 100. N/A is shown where the base number of responses is less than 10 during the period. % is calculated as Quantity/Base number\*100

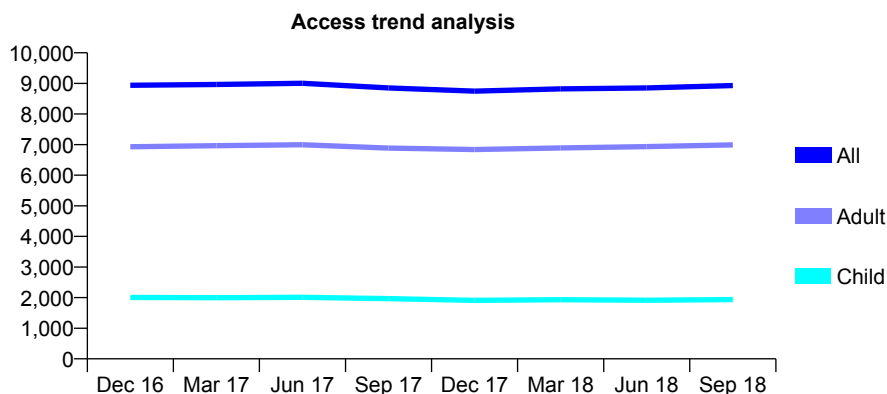
## Q69 - Vital Signs At a Glance Contract Report for 961450/0001 - September 2018

Name or company name	Wootton House Dental Partnership
Contract type name	GDS Contract
Purpose of contract	General
Contract start date	21/05/2010
Contract end date	

18/19 Contracted general activity (UDA)	26,774
Carry forward general activity (UDA)	0
18/19 Contracted orthodontic activity (UOA)	0
Carry forward orthodontic activity (UOA)	0
Baseline contract value	£657,430.99

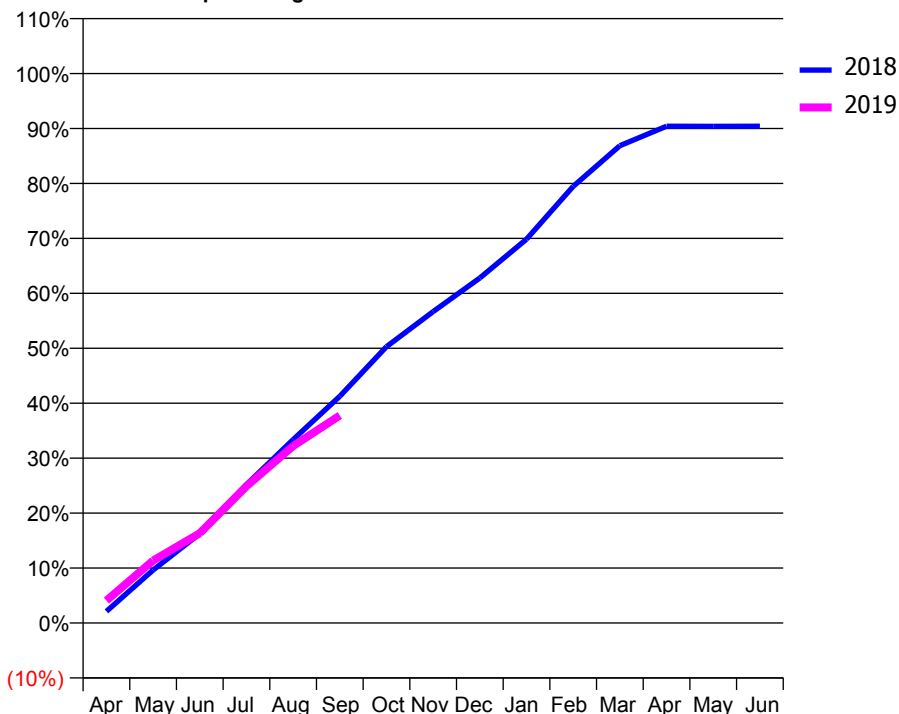
### ACCESS\*

Patients seen in 24 months	Total	Change since previous quarter
Quarter ending September 2017	8,853	
Quarter ending December 2017	8,748	↓
Quarter ending March 2018	8,821	→
Quarter ending June 2018	8,850	→
Quarter ending September 2018	8,930	→
<b>Variance since September 2017</b>	<b>0.9%</b>	<b>→</b>



### ACTIVITY

Cumulative percentage of contracted UDA delivered 2018 & 2019



Month	Adjusted Scheduled Activity (UDA)	
	2018	2019
April	569	1,097
May	2,580	3,045
June	4,359	4,375
July	6,749	6,664
August	8,936	8,625
September	11,049	10,112
October	13,464	
November	15,175	
December	16,811	
January	18,704	
February	21,276	
March	23,259	
April	24,206	
May	24,199	
June	24,206	

### QUALITY

	Quantity	Base Number	Contract	AT	Region	England
% of FP17s for the same patient ID Re-attending within 3 months - Children	110	1,564	7.0%	11.2%	11.1%	11.6%
% of FP17s for the same patient ID Re-attending within 3 months - Adults	718	4,931	14.6%	14.8%	15.3%	15.5%
% of FP17s for the same patient ID Re-attending between 3 & 9 months - Children	1,038	1,564	66.4%	58.6%	61.1%	58.8%
% of FP17s for the same patient ID Re-attending between 3 & 9 months - Adults	2,558	4,931	51.9%	49.3%	52.3%	51.1%
% of FP17s for Band 1 Urgent Courses	545	5,972	9.1%	9.7%	9.5%	9.0%
% of FP17s Relating to Free Repair or Replacements	79	5,972	1.3%	0.7%	0.7%	0.8%
% of FP17s Relating to Continuations	34	5,972	0.6%	0.6%	0.8%	0.9%
% of Patients satisfied with the dentistry they have received	8	8	N/A	95.6%	93.6%	93.3%
% of Patients satisfied with the time they had to wait for an appointment	7	8	N/A	88.8%	88.8%	88.9%

\* This is based on patients treated on this contract for their most recent course of treatment. Figures in italics indicate the base number of FP17s or Patient Questionnaire responses are less than 100. N/A is shown where the base number of responses is less than 10 during the period. % is calculated as Quantity/Base number\*100

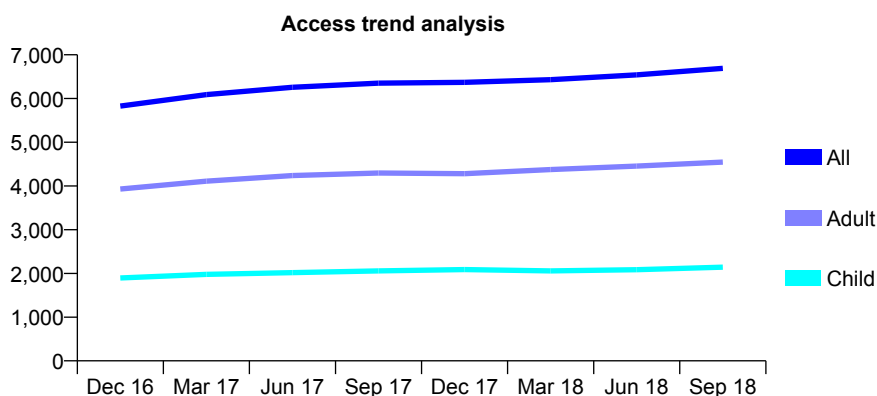
## Q69 - Vital Signs At a Glance Contract Report for 962392/0001 - September 2018

Name or company name	MR N PATEL
Contract type name	GDS Contract
Purpose of contract	General
Contract start date	01/04/2008
Contract end date	

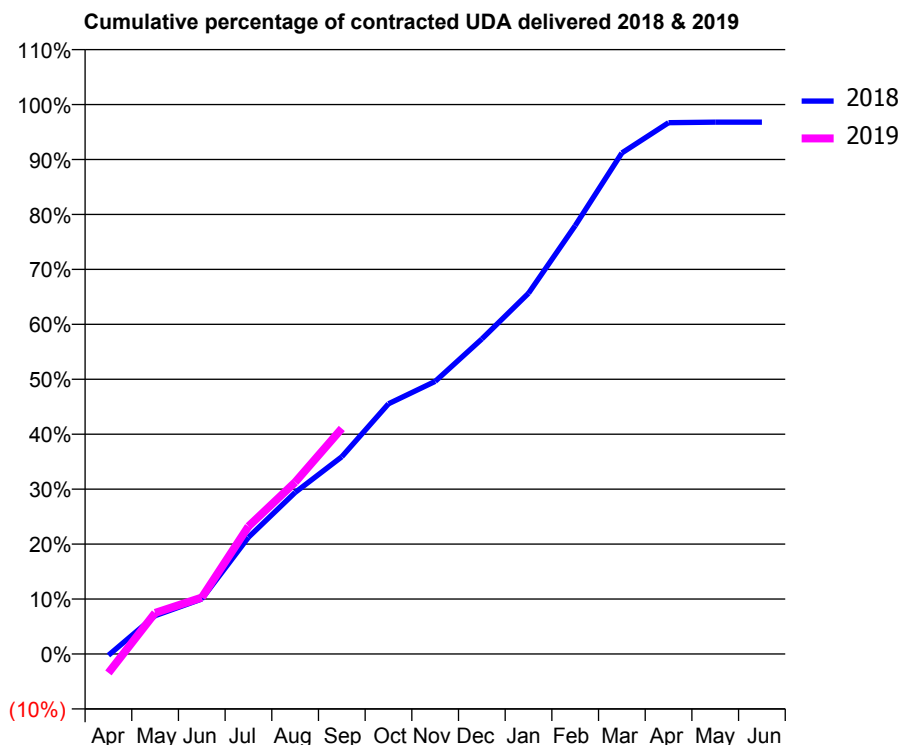
18/19 Contracted general activity (UDA)	12,712
Carry forward general activity (UDA)	441
18/19 Contracted orthodontic activity (UOA)	0
Carry forward orthodontic activity (UOA)	0
Baseline contract value	£316,376.08

### ACCESS\*

Patients seen in 24 months	Total	Change since previous quarter
Quarter ending September 2017	6,353	
Quarter ending December 2017	6,369	→
Quarter ending March 2018	6,430	→
Quarter ending June 2018	6,542	→
Quarter ending September 2018	6,689	↑
<b>Variance since September 2017</b>	<b>5.3%</b>	<b>↑</b>



### ACTIVITY



Month	Adjusted Scheduled Activity (UDA)	
	2018	2019
April	-34	-441
May	957	952
June	1,374	1,307
July	2,915	2,954
August	4,036	3,975
September	4,930	5,218
October	6,251	
November	6,812	
December	7,871	
January	9,014	
February	10,701	
March	12,517	
April	13,275	
May	13,287	
June	13,287	

### QUALITY

	Quantity	Base Number	Contract	AT	Region	England
% of FP17s for the same patient ID Re-attending within 3 months - Children	157	1,900	8.3%	11.2%	11.1%	11.6%
% of FP17s for the same patient ID Re-attending within 3 months - Adults	370	3,001	12.3%	14.8%	15.3%	15.5%
% of FP17s for the same patient ID Re-attending between 3 & 9 months - Children	1,356	1,900	71.4%	58.6%	61.1%	58.8%
% of FP17s for the same patient ID Re-attending between 3 & 9 months - Adults	1,730	3,001	57.6%	49.3%	52.3%	51.1%
% of FP17s for Band 1 Urgent Courses	153	3,702	4.1%	9.7%	9.5%	9.0%
% of FP17s Relating to Free Repair or Replacements	21	3,702	0.6%	0.7%	0.7%	0.8%
% of FP17s Relating to Continuations	15	3,702	0.4%	0.6%	0.8%	0.9%
% of Patients satisfied with the dentistry they have received	6	6	N/A	95.6%	93.6%	93.3%
% of Patients satisfied with the time they had to wait for an appointment	6	6	N/A	88.8%	88.8%	88.9%

\* This is based on patients treated on this contract for their most recent course of treatment. Figures in italics indicate the base number of FP17s or Patient Questionnaire responses are less than 100. N/A is shown where the base number of responses is less than 10 during the period. % is calculated as Quantity/Base number\*100

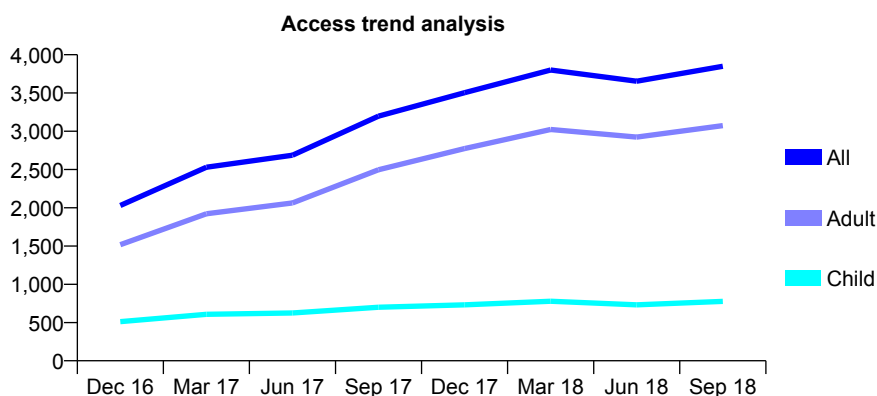
## Q70 - Vital Signs At a Glance Contract Report for 100088/0000 - September 2018

Name or company name	Portsea Dental Care Ltd
Contract type name	GDS Contract
Purpose of contract	General
Contract start date	01/04/2016
Contract end date	

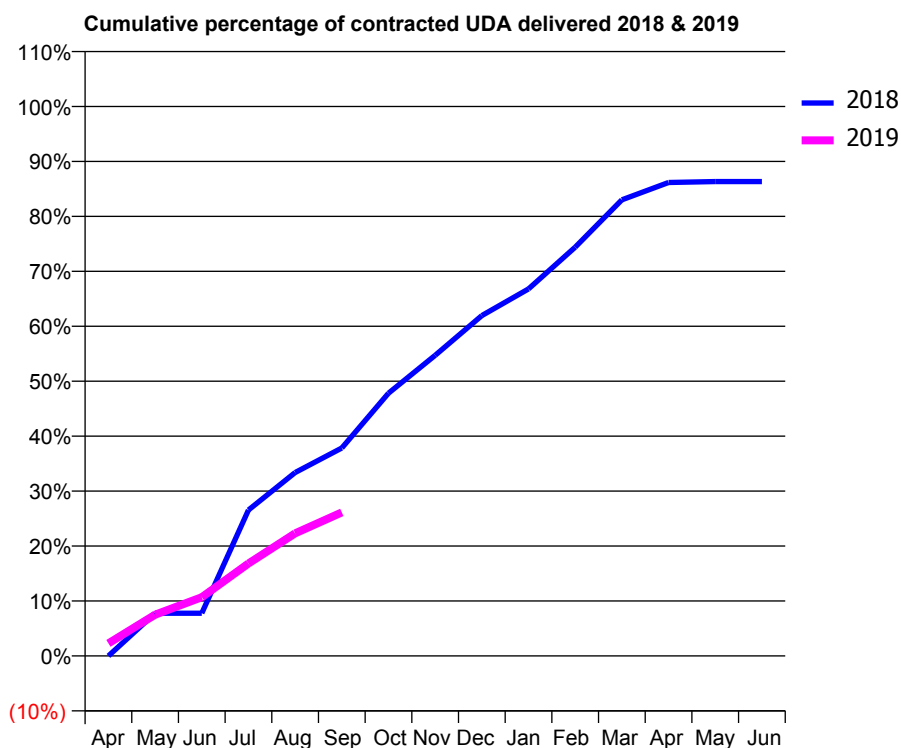
18/19 Contracted general activity (UDA)	17,002
Carry forward general activity (UDA)	0
18/19 Contracted orthodontic activity (UOA)	0
Carry forward orthodontic activity (UOA)	0
Baseline contract value	£380,543.56

### ACCESS\*

Patients seen in 24 months	Total	Change since previous quarter
Quarter ending September 2017	3,197	
Quarter ending December 2017	3,504	↑
Quarter ending March 2018	3,801	↑
Quarter ending June 2018	3,654	↓
Quarter ending September 2018	3,850	↑
<b>Variance since September 2017</b>	<b>20.4%</b>	<b>↑</b>



### ACTIVITY



Month	Adjusted Scheduled Activity (UDA)	
	2018	2019
April	0	391
May	1,011	1,278
June	1,011	1,818
July	3,453	2,860
August	4,340	3,793
September	4,919	4,442
October	6,216	
November	7,113	
December	8,053	
January	8,684	
February	9,674	
March	10,793	
April	11,204	
May	11,223	
June	11,224	

### QUALITY

	Quantity	Base Number	Contract	AT	Region	England
% of FP17s for the same patient ID Re-attending within 3 months - Children	50	471	10.6%	9.6%	11.1%	11.6%
% of FP17s for the same patient ID Re-attending within 3 months - Adults	326	1,793	18.2%	13.9%	15.3%	15.5%
% of FP17s for the same patient ID Re-attending between 3 & 9 months - Children	163	471	34.6%	61.8%	61.1%	58.8%
% of FP17s for the same patient ID Re-attending between 3 & 9 months - Adults	459	1,793	25.6%	53.1%	52.3%	51.1%
% of FP17s for Band 1 Urgent Courses	799	2,097	38.1%	9.9%	9.5%	9.0%
% of FP17s Relating to Free Repair or Replacements	12	2,097	0.6%	0.6%	0.7%	0.8%
% of FP17s Relating to Continuations	23	2,097	1.1%	0.9%	0.8%	0.9%
% of Patients satisfied with the dentistry they have received	2	2	N/A	92.6%	93.6%	93.3%
% of Patients satisfied with the time they had to wait for an appointment	2	2	N/A	89.8%	88.8%	88.9%

\* This is based on patients treated on this contract for their most recent course of treatment. Figures in italics indicate the base number of FP17s or Patient Questionnaire responses are less than 100. N/A is shown where the base number of responses is less than 10 during the period. % is calculated as Quantity/Base number\*100

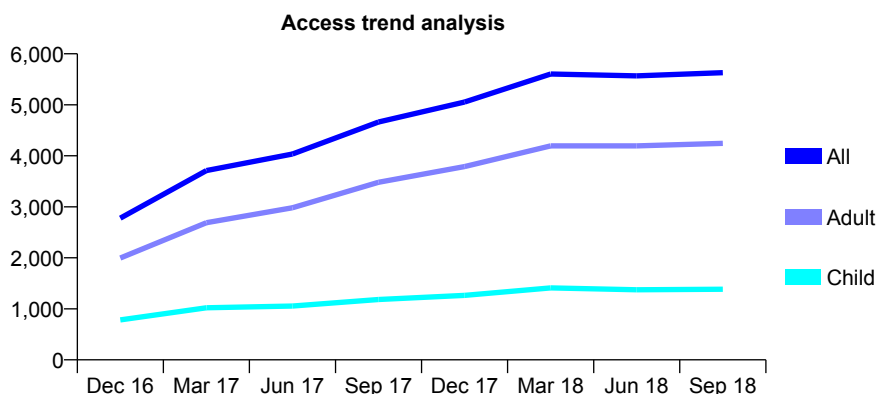
## Q70 - Vital Signs At a Glance Contract Report for 100089/0000 - September 2018

Name or company name	Hilsea Dental Care Ltd
Contract type name	GDS Contract
Purpose of contract	General
Contract start date	01/04/2016
Contract end date	

18/19 Contracted general activity (UDA)	17,002
Carry forward general activity (UDA)	0
18/19 Contracted orthodontic activity (UOA)	0
Carry forward orthodontic activity (UOA)	0
Baseline contract value	£380,543.56

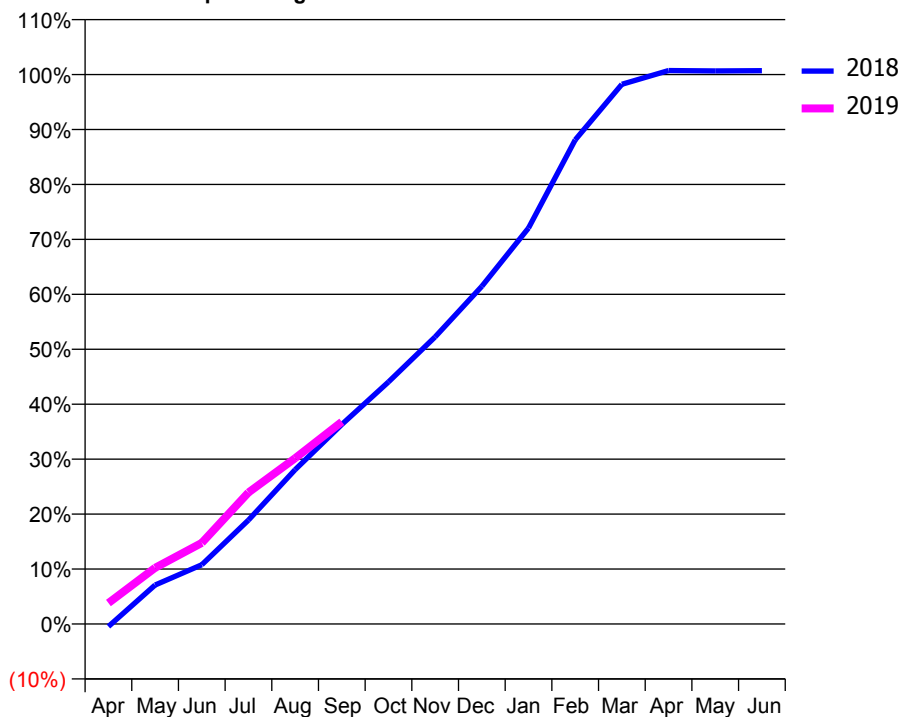
### ACCESS\*

Patients seen in 24 months	Total	Change since previous quarter
Quarter ending September 2017	4,664	
Quarter ending December 2017	5,055	↑
Quarter ending March 2018	5,605	↑
Quarter ending June 2018	5,568	→
Quarter ending September 2018	5,629	→
<b>Variance since September 2017</b>	<b>20.7%</b>	<b>↑</b>



### ACTIVITY

Cumulative percentage of contracted UDA delivered 2018 & 2019



Month	Adjusted Scheduled Activity (UDA)	
	2018	2019
April	-74	649
May	1,137	1,738
June	1,725	2,511
July	3,028	4,071
August	4,496	5,129
September	5,811	6,255
October	7,051	
November	8,364	
December	9,835	
January	11,530	
February	14,098	
March	15,716	
April	16,118	
May	16,106	
June	16,112	

### QUALITY

	Quantity	Base Number	Contract	AT	Region	England
% of FP17s for the same patient ID Re-attending within 3 months - Children	102	750	13.6%	9.6%	11.1%	11.6%
% of FP17s for the same patient ID Re-attending within 3 months - Adults	292	2,021	14.4%	13.9%	15.3%	15.5%
% of FP17s for the same patient ID Re-attending between 3 & 9 months - Children	327	750	43.6%	61.8%	61.1%	58.8%
% of FP17s for the same patient ID Re-attending between 3 & 9 months - Adults	721	2,021	35.7%	53.1%	52.3%	51.1%
% of FP17s for Band 1 Urgent Courses	751	2,631	28.5%	9.9%	9.5%	9.0%
% of FP17s Relating to Free Repair or Replacements	19	2,631	0.7%	0.6%	0.7%	0.8%
% of FP17s Relating to Continuations	27	2,631	1.0%	0.9%	0.8%	0.9%
% of Patients satisfied with the dentistry they have received	0	0	N/A	92.6%	93.6%	93.3%
% of Patients satisfied with the time they had to wait for an appointment	0	0	N/A	89.8%	88.8%	88.9%

\* This is based on patients treated on this contract for their most recent course of treatment. Figures in italics indicate the base number of FP17s or Patient Questionnaire responses are less than 100. N/A is shown where the base number of responses is less than 10 during the period. % is calculated as Quantity/Base number\*100



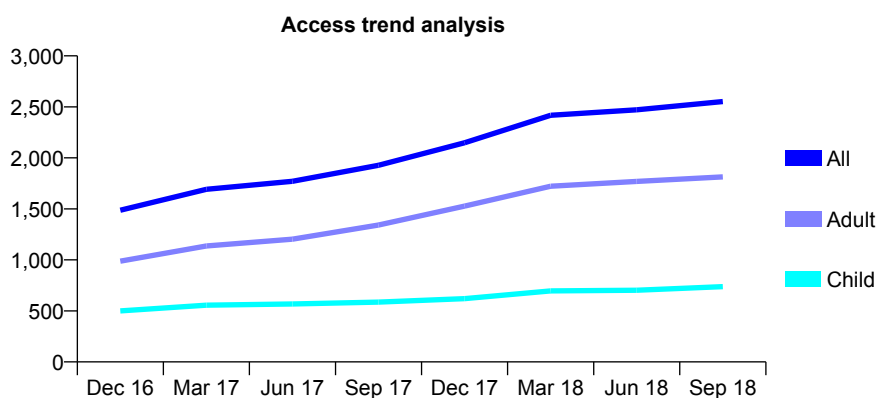
## Q70 - Vital Signs At a Glance Contract Report for 100091/0000 - September 2018

Name or company name	Paulsgrove Dental Care Ltd
Contract type name	GDS Contract
Purpose of contract	General
Contract start date	01/04/2016
Contract end date	

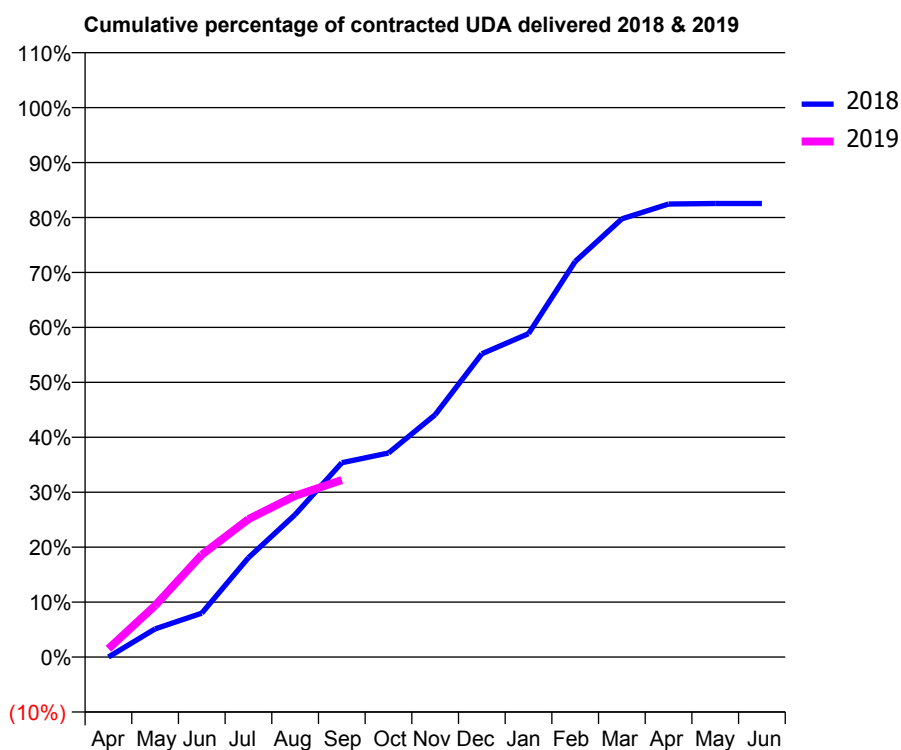
18/19 Contracted general activity (UDA)	7,002
Carry forward general activity (UDA)	0
18/19 Contracted orthodontic activity (UOA)	0
Carry forward orthodontic activity (UOA)	0
Baseline contract value	£159,624.29

### ACCESS\*

Patients seen in 24 months	Total	Change since previous quarter
Quarter ending September 2017	1,928	
Quarter ending December 2017	2,148	↑
Quarter ending March 2018	2,418	↑
Quarter ending June 2018	2,471	↑
Quarter ending September 2018	2,552	↑
<b>Variance since September 2017</b>	<b>32.4%</b>	<b>↑</b>



### ACTIVITY



Month	Adjusted Scheduled Activity (UDA)	
	2018	2019
April	0	106
May	360	656
June	560	1,304
July	1,266	1,757
August	1,816	2,054
September	2,477	2,256
October	2,600	
November	3,088	
December	3,864	
January	4,121	
February	5,041	
March	5,584	
April	5,772	
May	5,779	
June	5,779	

### QUALITY

	Quantity	Base Number	Contract	AT	Region	England
% of FP17s for the same patient ID Re-attending within 3 months - Children	35	430	8.1%	9.6%	11.1%	11.6%
% of FP17s for the same patient ID Re-attending within 3 months - Adults	120	965	12.4%	13.9%	15.3%	15.5%
% of FP17s for the same patient ID Re-attending between 3 & 9 months - Children	245	430	57.0%	61.8%	61.1%	58.8%
% of FP17s for the same patient ID Re-attending between 3 & 9 months - Adults	390	965	40.4%	53.1%	52.3%	51.1%
% of FP17s for Band 1 Urgent Courses	349	1,309	26.7%	9.9%	9.5%	9.0%
% of FP17s Relating to Free Repair or Replacements	5	1,309	0.4%	0.6%	0.7%	0.8%
% of FP17s Relating to Continuations	16	1,309	1.2%	0.9%	0.8%	0.9%
% of Patients satisfied with the dentistry they have received	1	1	N/A	92.6%	93.6%	93.3%
% of Patients satisfied with the time they had to wait for an appointment	1	1	N/A	89.8%	88.8%	88.9%

\* This is based on patients treated on this contract for their most recent course of treatment. Figures in italics indicate the base number of FP17s or Patient Questionnaire responses are less than 100. N/A is shown where the base number of responses is less than 10 during the period. % is calculated as Quantity/Base number\*100

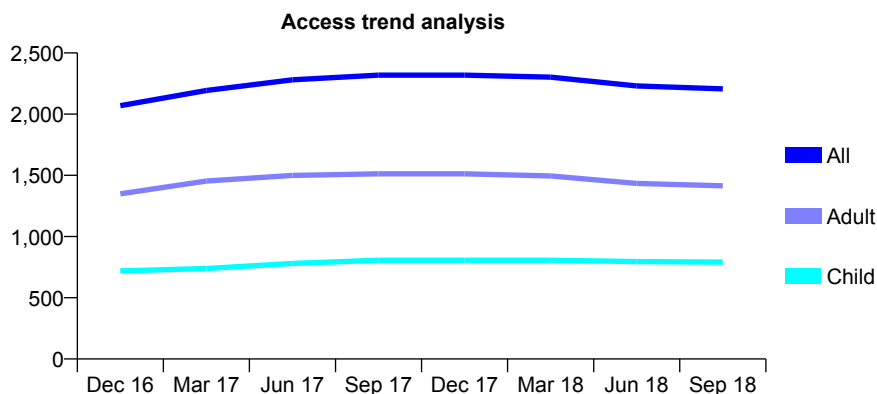
## Q70 - Vital Signs At a Glance Contract Report for 101281/0122 - September 2018

Name or company name	OASIS DENTAL CARE LTD
Contract type name	GDS Contract
Purpose of contract	General
Contract start date	01/04/2006
Contract end date	

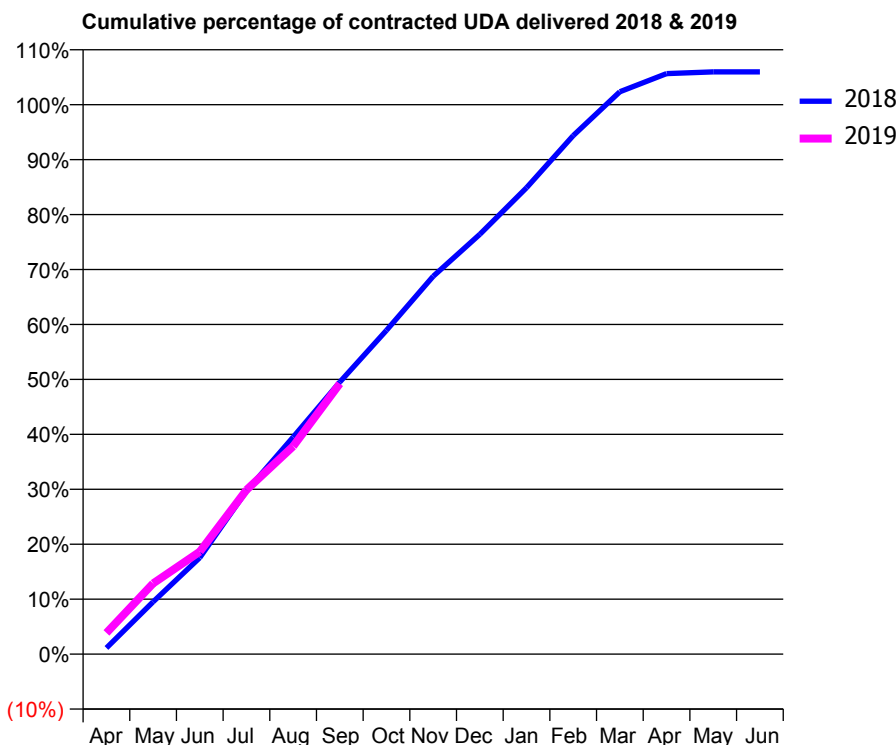
18/19 Contracted general activity (UDA)	4,652
Carry forward general activity (UDA)	0
18/19 Contracted orthodontic activity (UOA)	0
Carry forward orthodontic activity (UOA)	0
Baseline contract value	£110,157.11

### ACCESS\*

Patients seen in 24 months	Total	Change since previous quarter
Quarter ending September 2017	2,319	
Quarter ending December 2017	2,319	→
Quarter ending March 2018	2,302	→
Quarter ending June 2018	2,230	↓
Quarter ending September 2018	2,206	↓
<b>Variance since September 2017</b>	<b>(4.9%)</b>	<b>↓</b>



### ACTIVITY



Month	Adjusted Scheduled Activity (UDA)	
	2018	2019
April	52	180
May	443	599
June	817	868
July	1,381	1,390
August	1,838	1,760
September	2,303	2,290
October	2,742	
November	3,198	
December	3,555	
January	3,948	
February	4,390	
March	4,761	
April	4,915	
May	4,930	
June	4,930	

### QUALITY

	Quantity	Base Number	Contract	AT	Region	England
% of FP17s for the same patient ID Re-attending within 3 months - Children	48	560	8.6%	9.6%	11.1%	11.6%
% of FP17s for the same patient ID Re-attending within 3 months - Adults	148	853	17.4%	13.9%	15.3%	15.5%
% of FP17s for the same patient ID Re-attending between 3 & 9 months - Children	319	560	57.0%	61.8%	61.1%	58.8%
% of FP17s for the same patient ID Re-attending between 3 & 9 months - Adults	403	853	47.2%	53.1%	52.3%	51.1%
% of FP17s for Band 1 Urgent Courses	137	1,319	10.4%	9.9%	9.5%	9.0%
% of FP17s Relating to Free Repair or Replacements	0	1,319	0.0%	0.6%	0.7%	0.8%
% of FP17s Relating to Continuations	7	1,319	0.5%	0.9%	0.8%	0.9%
% of Patients satisfied with the dentistry they have received	2	2	N/A	92.6%	93.6%	93.3%
% of Patients satisfied with the time they had to wait for an appointment	2	2	N/A	89.8%	88.8%	88.9%

\* This is based on patients treated on this contract for their most recent course of treatment. Figures in italics indicate the base number of FP17s or Patient Questionnaire responses are less than 100. N/A is shown where the base number of responses is less than 10 during the period. % is calculated as Quantity/Base number\*100

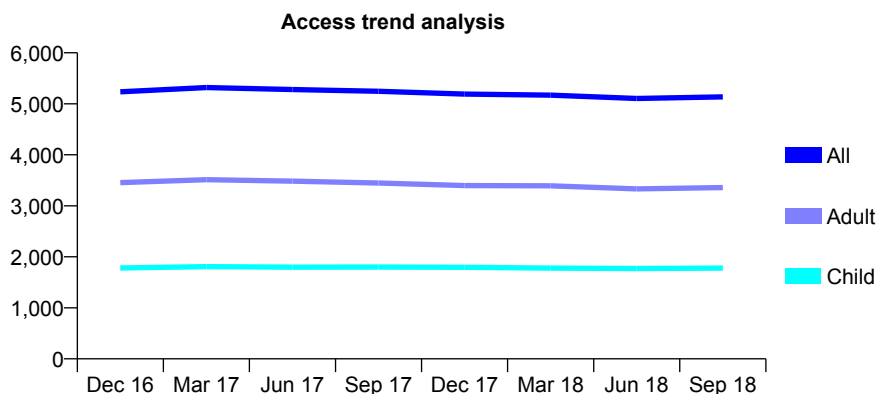
## Q70 - Vital Signs At a Glance Contract Report for 101281/0124 - September 2018

Name or company name	OASIS DENTAL CARE LTD
Contract type name	GDS Contract
Purpose of contract	General
Contract start date	01/04/2006
Contract end date	

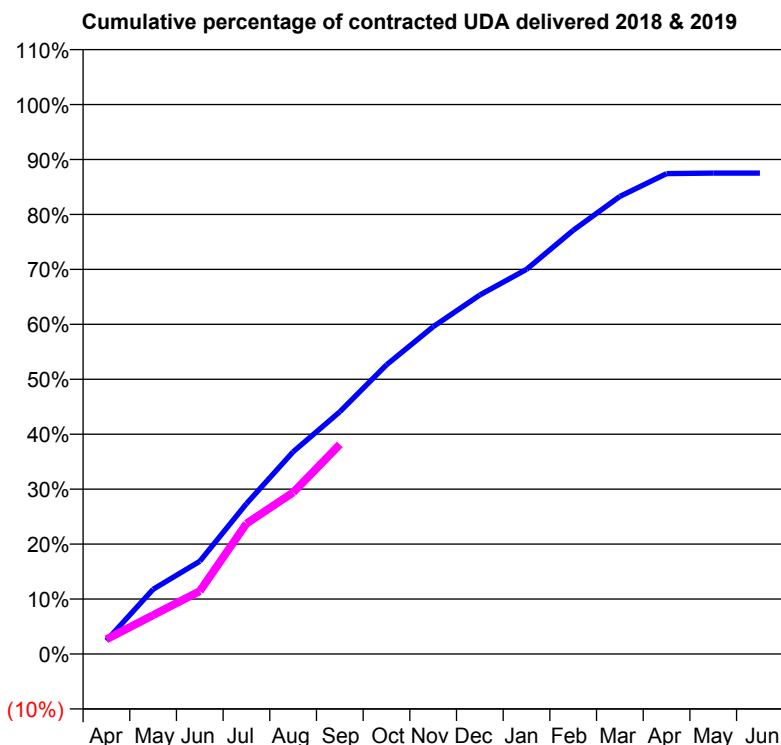
18/19 Contracted general activity (UDA)	13,263
Carry forward general activity (UDA)	0
18/19 Contracted orthodontic activity (UOA)	0
Carry forward orthodontic activity (UOA)	0
Baseline contract value	£319,952.21

### ACCESS\*

Patients seen in 24 months	Total	Change since previous quarter
Quarter ending September 2017	5,245	
Quarter ending December 2017	5,192	↓
Quarter ending March 2018	5,170	→
Quarter ending June 2018	5,104	↓
Quarter ending September 2018	5,135	→
<b>Variance since September 2017</b>	<b>(2.1%)</b>	<b>↓</b>



### ACTIVITY



Adjusted Scheduled Activity (UDA)		
Month	2018	2019
April	323	354
May	1,563	939
June	2,239	1,516
July	3,628	3,148
August	4,879	3,898
September	5,845	5,059
October	6,981	
November	7,900	
December	8,667	
January	9,285	
February	10,228	
March	11,044	
April	11,594	
May	11,607	
June	11,607	

### QUALITY

	Quantity	Base Number	Contract	AT	Region	England
% of FP17s for the same patient ID Re-attending within 3 months - Children	85	1,315	6.5%	9.6%	11.1%	11.6%
% of FP17s for the same patient ID Re-attending within 3 months - Adults	257	2,189	11.7%	13.9%	15.3%	15.5%
% of FP17s for the same patient ID Re-attending between 3 & 9 months - Children	738	1,315	56.1%	61.8%	61.1%	58.8%
% of FP17s for the same patient ID Re-attending between 3 & 9 months - Adults	1,053	2,189	48.1%	53.1%	52.3%	51.1%
% of FP17s for Band 1 Urgent Courses	264	3,068	8.6%	9.9%	9.5%	9.0%
% of FP17s Relating to Free Repair or Replacements	22	3,068	0.7%	0.6%	0.7%	0.8%
% of FP17s Relating to Continuations	26	3,068	0.8%	0.9%	0.8%	0.9%
% of Patients satisfied with the dentistry they have received	0	1	N/A	92.6%	93.6%	93.3%
% of Patients satisfied with the time they had to wait for an appointment	0	1	N/A	89.8%	88.8%	88.9%

\* This is based on patients treated on this contract for their most recent course of treatment. Figures in italics indicate the base number of FP17s or Patient Questionnaire responses are less than 100. N/A is shown where the base number of responses is less than 10 during the period. % is calculated as Quantity/Base number\*100

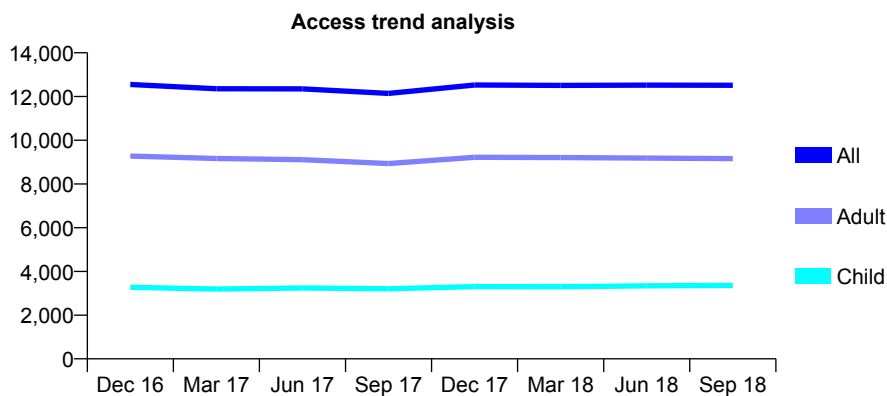
## Q70 - Vital Signs At a Glance Contract Report for 101281/0193 - September 2018

Name or company name	OASIS DENTAL CARE LTD
Contract type name	GDS Contract
Purpose of contract	General
Contract start date	01/02/2009
Contract end date	

18/19 Contracted general activity (UDA)	35,100
Carry forward general activity (UDA)	0
18/19 Contracted orthodontic activity (UOA)	0
Carry forward orthodontic activity (UOA)	0
Baseline contract value	£757,347.23

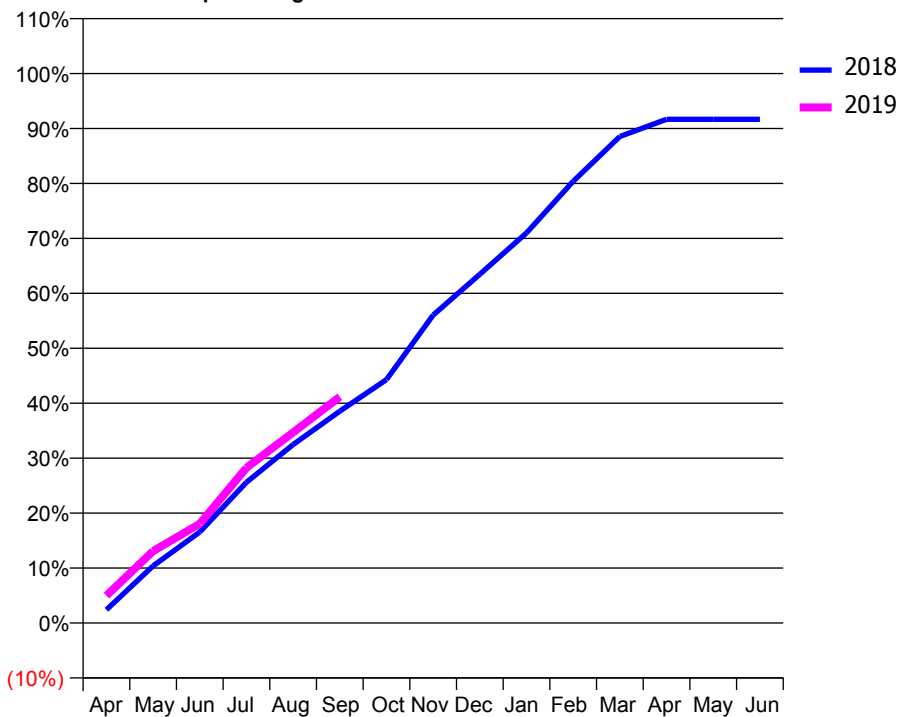
### ACCESS\*

Patients seen in 24 months	Total	Change since previous quarter
Quarter ending September 2017	12,141	
Quarter ending December 2017	12,524	↑
Quarter ending March 2018	12,508	→
Quarter ending June 2018	12,522	→
Quarter ending September 2018	12,513	→
<b>Variance since September 2017</b>	<b>3.1%</b>	<b>↑</b>



### ACTIVITY

Cumulative percentage of contracted UDA delivered 2018 & 2019



Month	Adjusted Scheduled Activity (UDA)	
	2018	2019
April	848	1,754
May	3,652	4,599
June	5,815	6,338
July	8,989	9,915
August	11,400	12,176
September	13,529	14,446
October	15,549	
November	19,674	
December	22,274	
January	24,916	
February	28,212	
March	31,073	
April	32,177	
May	32,177	
June	32,177	

### QUALITY

	Quantity	Base Number	Contract	AT	Region	England
% of FP17s for the same patient ID Re-attending within 3 months - Children	156	2,487	6.3%	9.6%	11.1%	11.6%
% of FP17s for the same patient ID Re-attending within 3 months - Adults	765	6,282	12.2%	13.9%	15.3%	15.5%
% of FP17s for the same patient ID Re-attending between 3 & 9 months - Children	1,528	2,487	61.4%	61.8%	61.1%	58.8%
% of FP17s for the same patient ID Re-attending between 3 & 9 months - Adults	3,925	6,282	62.5%	53.1%	52.3%	51.1%
% of FP17s for Band 1 Urgent Courses	923	8,130	11.4%	9.9%	9.5%	9.0%
% of FP17s Relating to Free Repair or Replacements	49	8,130	0.6%	0.6%	0.7%	0.8%
% of FP17s Relating to Continuations	34	8,130	0.4%	0.9%	0.8%	0.9%
% of Patients satisfied with the dentistry they have received	5	5	N/A	92.6%	93.6%	93.3%
% of Patients satisfied with the time they had to wait for an appointment	5	5	N/A	89.8%	88.8%	88.9%

\* This is based on patients treated on this contract for their most recent course of treatment. Figures in italics indicate the base number of FP17s or Patient Questionnaire responses are less than 100. N/A is shown where the base number of responses is less than 10 during the period. % is calculated as Quantity/Base number\*100

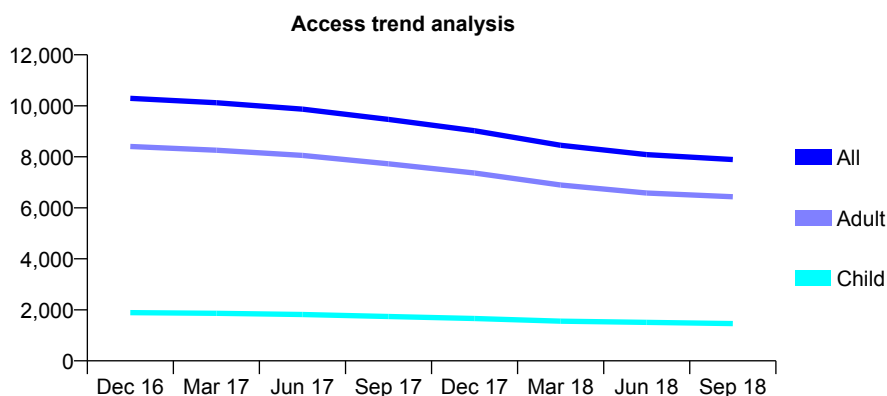
## Q70 - Vital Signs At a Glance Contract Report for 101338/0001 - September 2018

Name or company name	Whitecross Dental Care Limited
Contract type name	GDS Contract
Purpose of contract	General
Contract start date	01/04/2006
Contract end date	

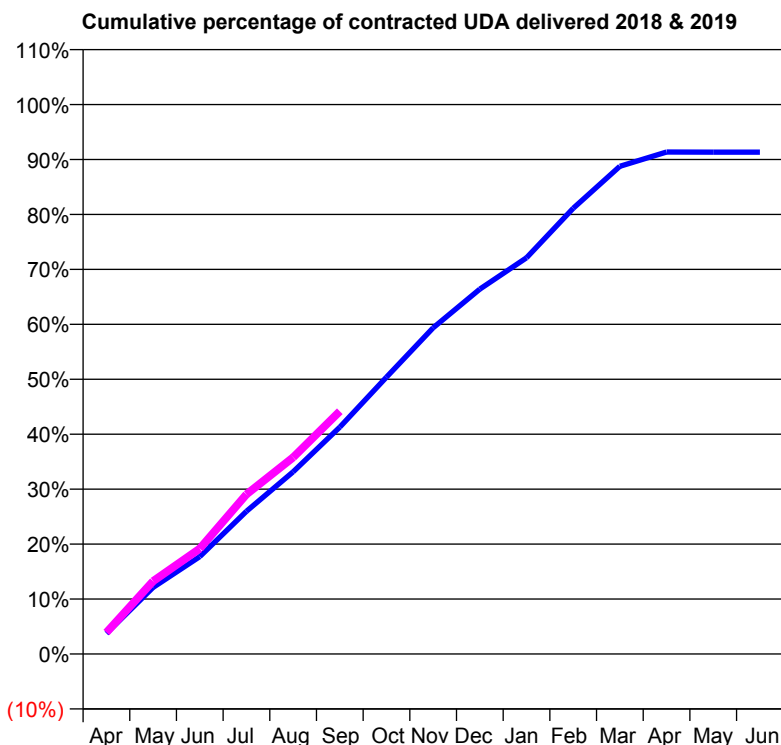
18/19 Contracted general activity (UDA)	23,000
Carry forward general activity (UDA)	0
18/19 Contracted orthodontic activity (UOA)	0
Carry forward orthodontic activity (UOA)	0
Baseline contract value	£556,915.10

### ACCESS\*

Patients seen in 24 months	Total	Change since previous quarter
Quarter ending September 2017	9,465	
Quarter ending December 2017	9,024	↓
Quarter ending March 2018	8,452	↓
Quarter ending June 2018	8,086	↓
Quarter ending September 2018	7,894	↓
<b>Variance since September 2017</b>	<b>(16.6%)</b>	<b>↓</b>



### ACTIVITY



Adjusted Scheduled Activity (UDA)		
Month	2018	2019
April	861	901
May	2,789	3,052
June	4,076	4,415
July	5,977	6,683
August	7,628	8,229
September	9,498	10,162
October	11,589	
November	13,652	
December	15,273	
January	16,582	
February	18,656	
March	20,413	
April	21,012	
May	21,008	
June	21,007	

### QUALITY

	Quantity	Base Number	Contract	AT	Region	England
% of FP17s for the same patient ID Re-attending within 3 months - Children	56	1,046	5.4%	9.6%	11.1%	11.6%
% of FP17s for the same patient ID Re-attending within 3 months - Adults	512	4,122	12.4%	13.9%	15.3%	15.5%
% of FP17s for the same patient ID Re-attending between 3 & 9 months - Children	556	1,046	53.2%	61.8%	61.1%	58.8%
% of FP17s for the same patient ID Re-attending between 3 & 9 months - Adults	1,921	4,122	46.6%	53.1%	52.3%	51.1%
% of FP17s for Band 1 Urgent Courses	517	4,920	10.5%	9.9%	9.5%	9.0%
% of FP17s Relating to Free Repair or Replacements	31	4,920	0.6%	0.6%	0.7%	0.8%
% of FP17s Relating to Continuations	68	4,920	1.4%	0.9%	0.8%	0.9%
% of Patients satisfied with the dentistry they have received	6	6	N/A	92.6%	93.6%	93.3%
% of Patients satisfied with the time they had to wait for an appointment	5	6	N/A	89.8%	88.8%	88.9%

\* This is based on patients treated on this contract for their most recent course of treatment. Figures in italics indicate the base number of FP17s or Patient Questionnaire responses are less than 100. N/A is shown where the base number of responses is less than 10 during the period. % is calculated as Quantity/Base number\*100

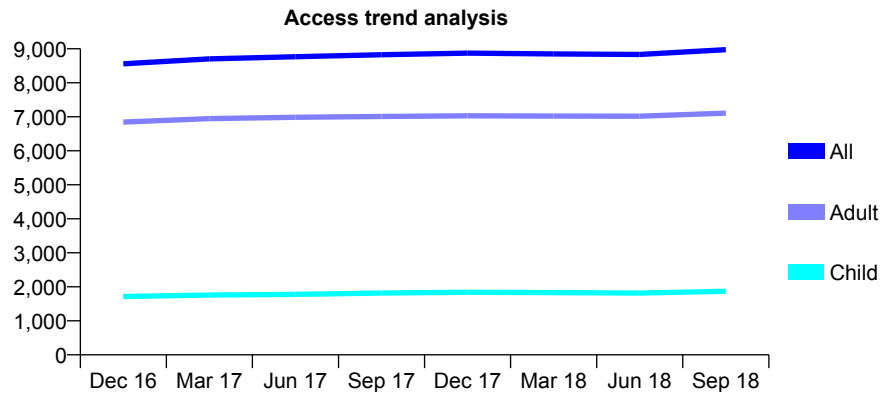
## Q70 - Vital Signs At a Glance Contract Report for 101338/0002 - September 2018

Name or company name	Whitecross Dental Care Limited
Contract type name	GDS Contract
Purpose of contract	General
Contract start date	01/04/2006
Contract end date	

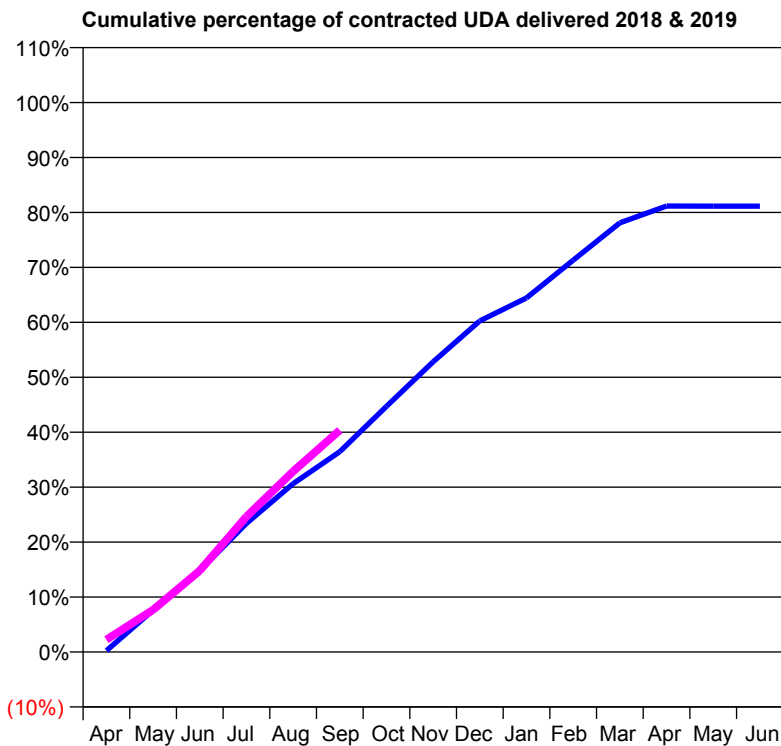
18/19 Contracted general activity (UDA)	26,962
Carry forward general activity (UDA)	0
18/19 Contracted orthodontic activity (UOA)	0
Carry forward orthodontic activity (UOA)	0
Baseline contract value	£652,849.79

### ACCESS\*

Patients seen in 24 months	Total	Change since previous quarter
Quarter ending September 2017	8,825	
Quarter ending December 2017	8,872	→
Quarter ending March 2018	8,850	→
Quarter ending June 2018	8,834	→
Quarter ending September 2018	8,975	→
<b>Variance since September 2017</b>	<b>1.7%</b>	<b>→</b>



### ACTIVITY



Adjusted Scheduled Activity (UDA)		
Month	2018	2019
April	70	606
May	2,049	2,068
June	3,994	3,992
July	6,308	6,645
August	8,258	8,860
September	9,834	10,886
October	12,052	
November	14,240	
December	16,251	
January	17,371	
February	19,224	
March	21,056	
April	21,882	
May	21,876	
June	21,874	

### QUALITY

	Quantity	Base Number	Contract	AT	Region	England
% of FP17s for the same patient ID Re-attending within 3 months - Children	55	1,160	4.7%	9.6%	11.1%	11.6%
% of FP17s for the same patient ID Re-attending within 3 months - Adults	492	4,480	11.0%	13.9%	15.3%	15.5%
% of FP17s for the same patient ID Re-attending between 3 & 9 months - Children	434	1,160	37.4%	61.8%	61.1%	58.8%
% of FP17s for the same patient ID Re-attending between 3 & 9 months - Adults	1,970	4,480	44.0%	53.1%	52.3%	51.1%
% of FP17s for Band 1 Urgent Courses	528	5,295	10.0%	9.9%	9.5%	9.0%
% of FP17s Relating to Free Repair or Replacements	11	5,295	0.2%	0.6%	0.7%	0.8%
% of FP17s Relating to Continuations	59	5,295	1.1%	0.9%	0.8%	0.9%
% of Patients satisfied with the dentistry they have received	1	1	N/A	92.6%	93.6%	93.3%
% of Patients satisfied with the time they had to wait for an appointment	1	1	N/A	89.8%	88.8%	88.9%

\* This is based on patients treated on this contract for their most recent course of treatment. Figures in italics indicate the base number of FP17s or Patient Questionnaire responses are less than 100. N/A is shown where the base number of responses is less than 10 during the period. % is calculated as Quantity/Base number\*100

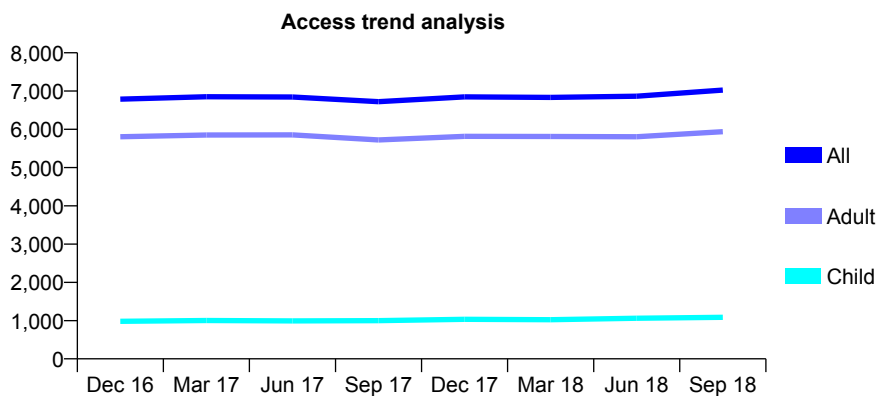
## Q70 - Vital Signs At a Glance Contract Report for 101338/0003 - September 2018

Name or company name	Whitecross Dental Care Limited
Contract type name	GDS Contract
Purpose of contract	General
Contract start date	01/04/2006
Contract end date	

18/19 Contracted general activity (UDA)	20,000
Carry forward general activity (UDA)	0
18/19 Contracted orthodontic activity (UOA)	0
Carry forward orthodontic activity (UOA)	0
Baseline contract value	£564,703.55

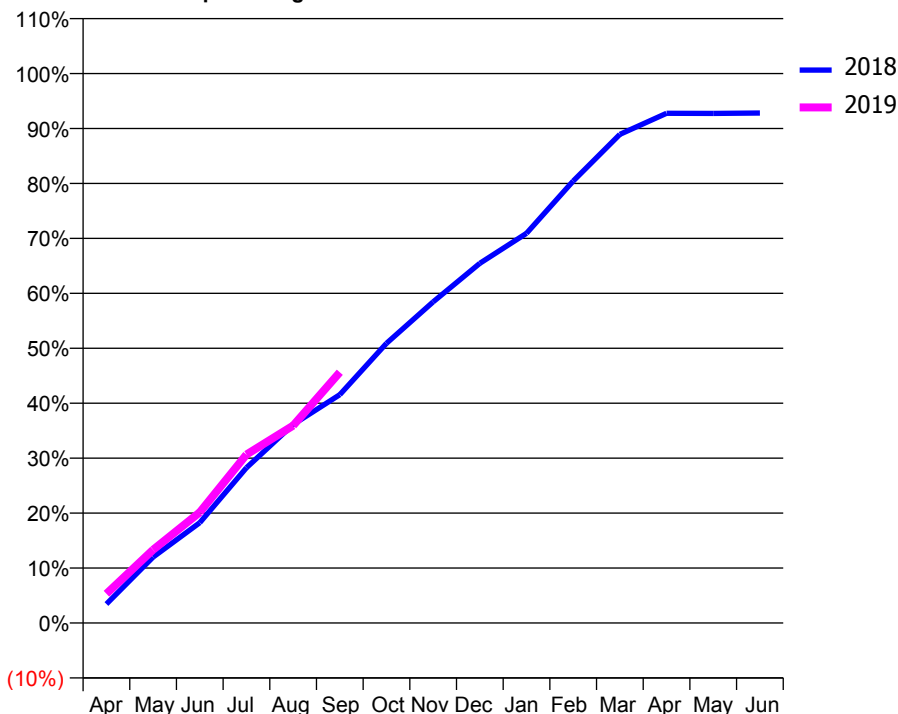
### ACCESS\*

Patients seen in 24 months	Total	Change since previous quarter
Quarter ending September 2017	6,721	
Quarter ending December 2017	6,849	→
Quarter ending March 2018	6,835	→
Quarter ending June 2018	6,866	→
Quarter ending September 2018	7,024	↑
<b>Variance since September 2017</b>	<b>4.5%</b>	<b>↑</b>



### ACTIVITY

Cumulative percentage of contracted UDA delivered 2018 & 2019



Month	Adjusted Scheduled Activity (UDA)	
	2018	2019
April	690	1,064
May	2,398	2,667
June	3,651	4,029
July	5,654	6,134
August	7,225	7,185
September	8,312	9,128
October	10,178	
November	11,692	
December	13,091	
January	14,186	
February	16,088	
March	17,784	
April	18,550	
May	18,548	
June	18,563	

### QUALITY

	Quantity	Base Number	Contract	AT	Region	England
% of FP17s for the same patient ID Re-attending within 3 months - Children	64	876	7.3%	9.6%	11.1%	11.6%
% of FP17s for the same patient ID Re-attending within 3 months - Adults	443	3,834	11.6%	13.9%	15.3%	15.5%
% of FP17s for the same patient ID Re-attending between 3 & 9 months - Children	403	876	46.0%	61.8%	61.1%	58.8%
% of FP17s for the same patient ID Re-attending between 3 & 9 months - Adults	1,609	3,834	42.0%	53.1%	52.3%	51.1%
% of FP17s for Band 1 Urgent Courses	558	4,357	12.8%	9.9%	9.5%	9.0%
% of FP17s Relating to Free Repair or Replacements	57	4,357	1.3%	0.6%	0.7%	0.8%
% of FP17s Relating to Continuations	92	4,357	2.1%	0.9%	0.8%	0.9%
% of Patients satisfied with the dentistry they have received	1	2	N/A	92.6%	93.6%	93.3%
% of Patients satisfied with the time they had to wait for an appointment	1	2	N/A	89.8%	88.8%	88.9%

\* This is based on patients treated on this contract for their most recent course of treatment. Figures in italics indicate the base number of FP17s or Patient Questionnaire responses are less than 100. N/A is shown where the base number of responses is less than 10 during the period. % is calculated as Quantity/Base number\*100



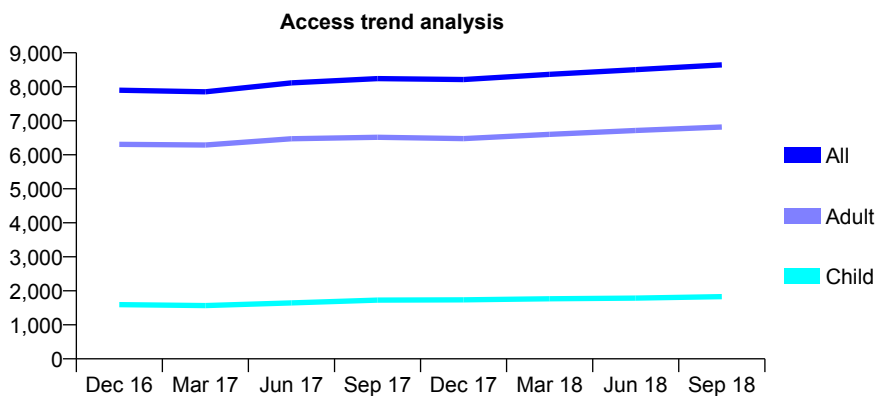
## Q70 - Vital Signs At a Glance Contract Report for 101338/0015 - September 2018

Name or company name	Whitecross Dental Care Limited
Contract type name	GDS Contract
Purpose of contract	General
Contract start date	01/04/2006
Contract end date	

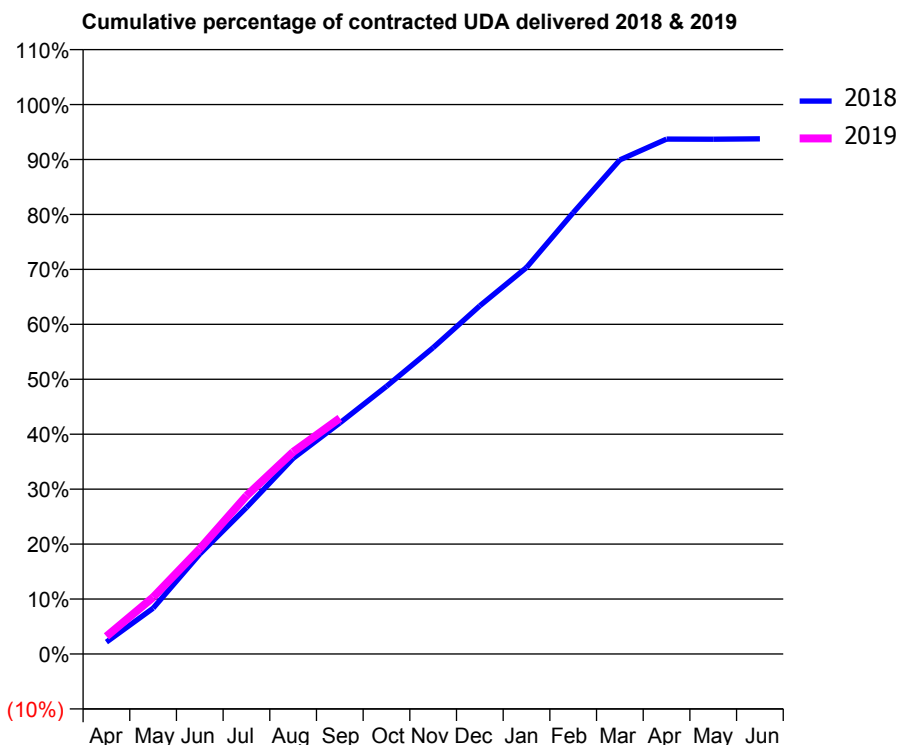
18/19 Contracted general activity (UDA)	23,000
Carry forward general activity (UDA)	0
18/19 Contracted orthodontic activity (UOA)	0
Carry forward orthodontic activity (UOA)	0
Baseline contract value	£649,409.09

### ACCESS\*

Patients seen in 24 months	Total	Change since previous quarter
Quarter ending September 2017	8,243	
Quarter ending December 2017	8,212	→
Quarter ending March 2018	8,366	→
Quarter ending June 2018	8,503	→
Quarter ending September 2018	8,646	→
<b>Variance since September 2017</b>	<b>4.9%</b>	<b>↑</b>



### ACTIVITY



Month	Adjusted Scheduled Activity (UDA)	
	2018	2019
April	499	742
May	1,919	2,374
June	4,183	4,408
July	6,129	6,622
August	8,192	8,460
September	9,669	9,873
October	11,206	
November	12,821	
December	14,574	
January	16,176	
February	18,472	
March	20,683	
April	21,550	
May	21,549	
June	21,565	

### QUALITY

	Quantity	Base Number	Contract	AT	Region	England
% of FP17s for the same patient ID Re-attending within 3 months - Children	54	1,186	4.6%	9.6%	11.1%	11.6%
% of FP17s for the same patient ID Re-attending within 3 months - Adults	444	4,095	10.8%	13.9%	15.3%	15.5%
% of FP17s for the same patient ID Re-attending between 3 & 9 months - Children	569	1,186	48.0%	61.8%	61.1%	58.8%
% of FP17s for the same patient ID Re-attending between 3 & 9 months - Adults	1,408	4,095	34.4%	53.1%	52.3%	51.1%
% of FP17s for Band 1 Urgent Courses	296	4,889	6.1%	9.9%	9.5%	9.0%
% of FP17s Relating to Free Repair or Replacements	11	4,889	0.2%	0.6%	0.7%	0.8%
% of FP17s Relating to Continuations	110	4,889	2.2%	0.9%	0.8%	0.9%
% of Patients satisfied with the dentistry they have received	9	10	90.0%	92.6%	93.6%	93.3%
% of Patients satisfied with the time they had to wait for an appointment	9	10	90.0%	89.8%	88.8%	88.9%

\* This is based on patients treated on this contract for their most recent course of treatment. Figures in italics indicate the base number of FP17s or Patient Questionnaire responses are less than 100. N/A is shown where the base number of responses is less than 10 during the period. % is calculated as Quantity/Base number\*100

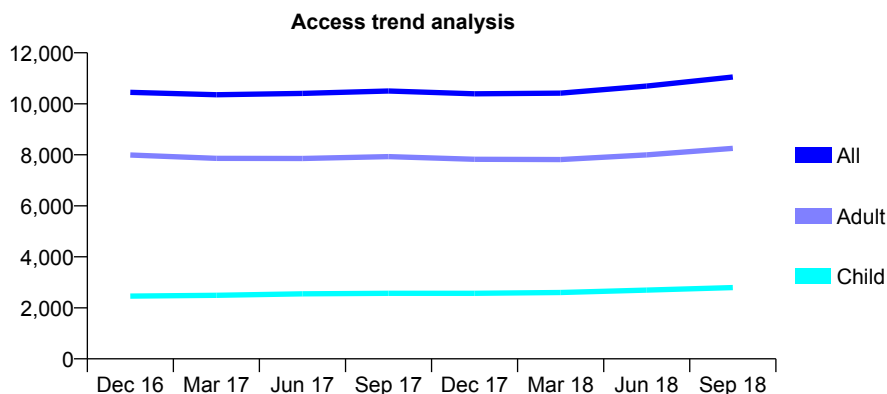
## Q70 - Vital Signs At a Glance Contract Report for 101338/0018 - September 2018

Name or company name	Whitecross Dental Care Limited
Contract type name	GDS Contract
Purpose of contract	General
Contract start date	01/04/2006
Contract end date	

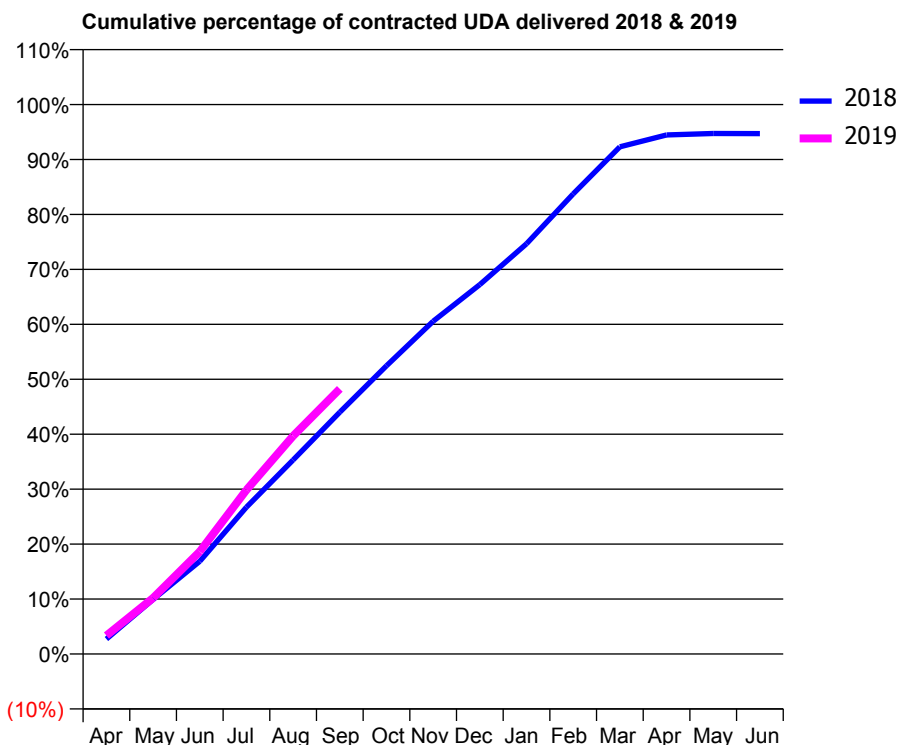
18/19 Contracted general activity (UDA)	28,215
Carry forward general activity (UDA)	0
18/19 Contracted orthodontic activity (UOA)	0
Carry forward orthodontic activity (UOA)	0
Baseline contract value	£739,666.26

### ACCESS\*

Patients seen in 24 months	Total	Change since previous quarter
Quarter ending September 2017	10,501	
Quarter ending December 2017	10,394	↓
Quarter ending March 2018	10,419	→
Quarter ending June 2018	10,693	↑
Quarter ending September 2018	11,052	↑
<b>Variance since September 2017</b>	<b>5.2%</b>	<b>↑</b>



### ACTIVITY



Month	Adjusted Scheduled Activity (UDA)	
	2018	2019
April	770	950
May	2,801	2,876
June	4,759	5,263
July	7,542	8,422
August	9,966	11,201
September	12,417	13,612
October	14,800	
November	17,084	
December	18,970	
January	21,065	
February	23,623	
March	26,040	
April	26,651	
May	26,724	
June	26,721	

### QUALITY

	Quantity	Base Number	Contract	AT	Region	England
% of FP17s for the same patient ID Re-attending within 3 months - Children	67	2,120	3.2%	9.6%	11.1%	11.6%
% of FP17s for the same patient ID Re-attending within 3 months - Adults	308	5,036	6.1%	13.9%	15.3%	15.5%
% of FP17s for the same patient ID Re-attending between 3 & 9 months - Children	1,181	2,120	55.7%	61.8%	61.1%	58.8%
% of FP17s for the same patient ID Re-attending between 3 & 9 months - Adults	1,793	5,036	35.6%	53.1%	52.3%	51.1%
% of FP17s for Band 1 Urgent Courses	424	6,784	6.3%	9.9%	9.5%	9.0%
% of FP17s Relating to Free Repair or Replacements	21	6,784	0.3%	0.6%	0.7%	0.8%
% of FP17s Relating to Continuations	53	6,784	0.8%	0.9%	0.8%	0.9%
% of Patients satisfied with the dentistry they have received	4	4	N/A	92.6%	93.6%	93.3%
% of Patients satisfied with the time they had to wait for an appointment	3	4	N/A	89.8%	88.8%	88.9%

\* This is based on patients treated on this contract for their most recent course of treatment. Figures in italics indicate the base number of FP17s or Patient Questionnaire responses are less than 100. N/A is shown where the base number of responses is less than 10 during the period. % is calculated as Quantity/Base number\*100

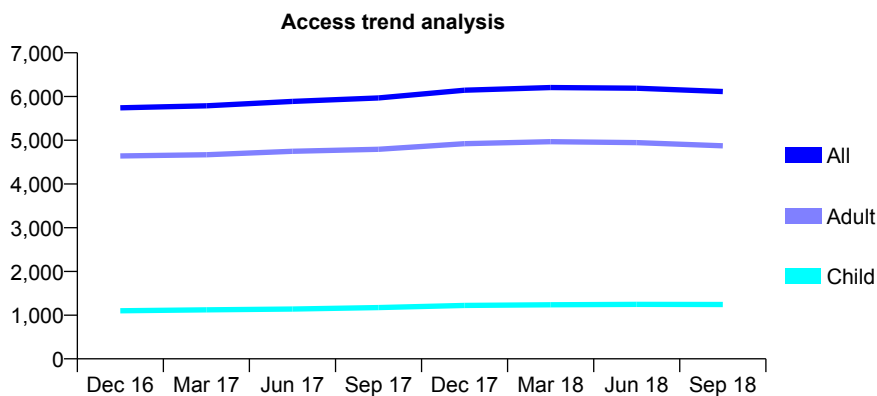
## Q70 - Vital Signs At a Glance Contract Report for 101338/0026 - September 2018

Name or company name	Whitecross Dental Care Limited
Contract type name	GDS Contract
Purpose of contract	General
Contract start date	01/04/2006
Contract end date	

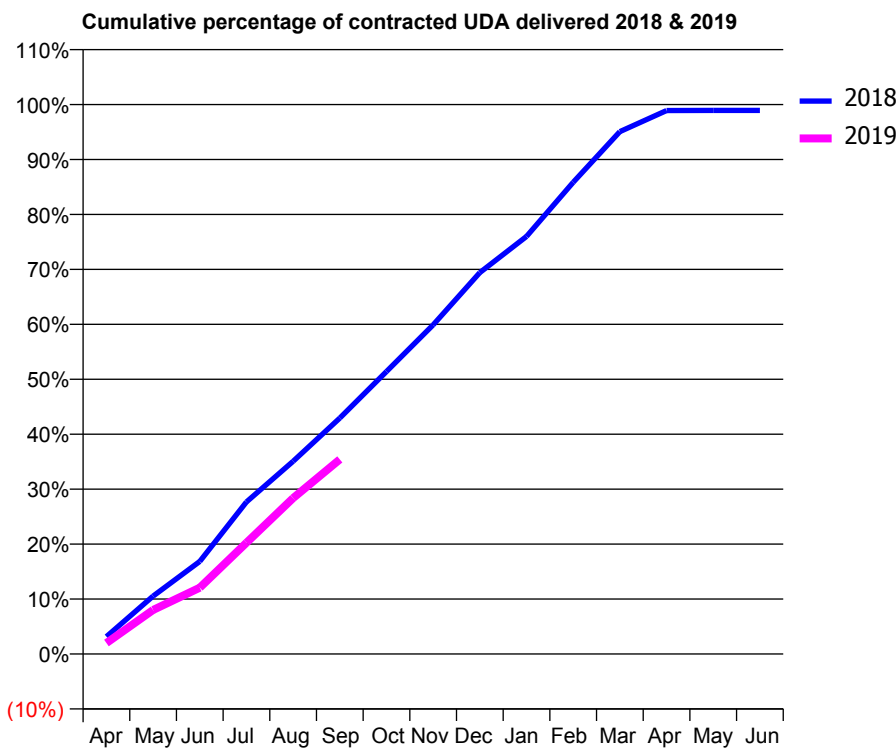
18/19 Contracted general activity (UDA)	16,392
Carry forward general activity (UDA)	178
18/19 Contracted orthodontic activity (UOA)	0
Carry forward orthodontic activity (UOA)	0
Baseline contract value	£396,910.96

### ACCESS\*

Patients seen in 24 months	Total	Change since previous quarter
Quarter ending September 2017	5,968	
Quarter ending December 2017	6,144	↑
Quarter ending March 2018	6,204	→
Quarter ending June 2018	6,191	→
Quarter ending September 2018	6,114	↓
<b>Variance since September 2017</b>	<b>2.4%</b>	<b>↑</b>



### ACTIVITY



Month	Adjusted Scheduled Activity (UDA)	
	2018	2019
April	518	329
May	1,727	1,316
June	2,763	1,980
July	4,536	3,321
August	5,750	4,654
September	7,037	5,806
October	8,429	
November	9,819	
December	11,377	
January	12,458	
February	14,073	
March	15,582	
April	16,211	
May	16,214	
June	16,214	

### QUALITY

	Quantity	Base Number	Contract	AT	Region	England
% of FP17s for the same patient ID Re-attending within 3 months - Children	25	789	3.2%	9.6%	11.1%	11.6%
% of FP17s for the same patient ID Re-attending within 3 months - Adults	205	2,678	7.7%	13.9%	15.3%	15.5%
% of FP17s for the same patient ID Re-attending between 3 & 9 months - Children	474	789	60.1%	61.8%	61.1%	58.8%
% of FP17s for the same patient ID Re-attending between 3 & 9 months - Adults	1,375	2,678	51.3%	53.1%	52.3%	51.1%
% of FP17s for Band 1 Urgent Courses	301	3,239	9.3%	9.9%	9.5%	9.0%
% of FP17s Relating to Free Repair or Replacements	18	3,239	0.6%	0.6%	0.7%	0.8%
% of FP17s Relating to Continuations	34	3,239	1.0%	0.9%	0.8%	0.9%
% of Patients satisfied with the dentistry they have received	6	6	N/A	92.6%	93.6%	93.3%
% of Patients satisfied with the time they had to wait for an appointment	5	6	N/A	89.8%	88.8%	88.9%

\* This is based on patients treated on this contract for their most recent course of treatment. Figures in italics indicate the base number of FP17s or Patient Questionnaire responses are less than 100. N/A is shown where the base number of responses is less than 10 during the period. % is calculated as Quantity/Base number\*100

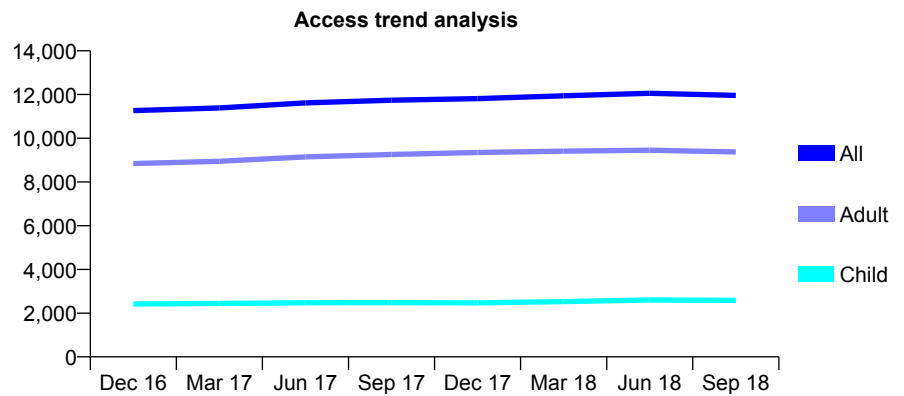
## Q70 - Vital Signs At a Glance Contract Report for 101338/0034 - September 2018

Name or company name	Whitecross Dental Care Limited
Contract type name	GDS Contract
Purpose of contract	General
Contract start date	01/04/2006
Contract end date	

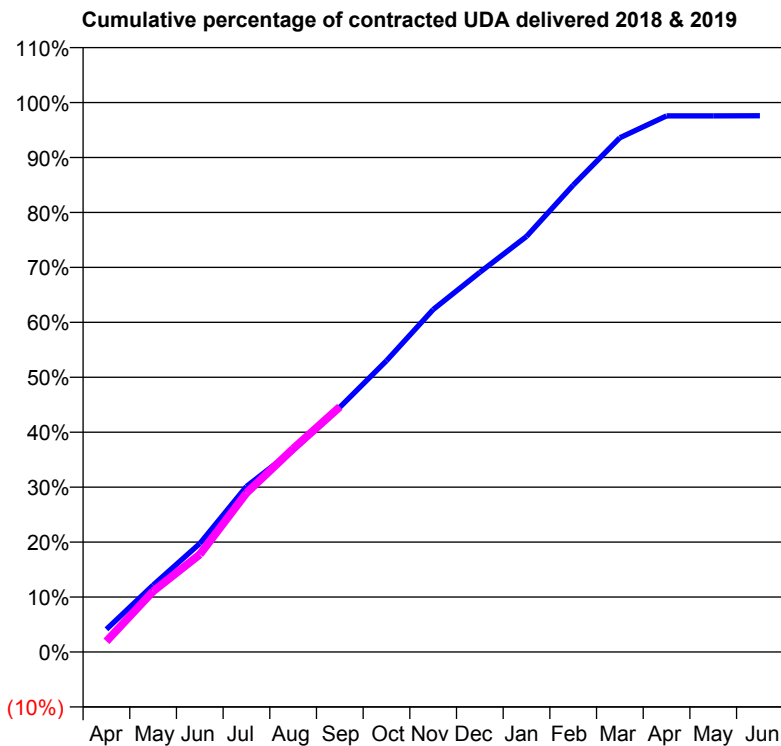
18/19 Contracted general activity (UDA)	34,000
Carry forward general activity (UDA)	822
18/19 Contracted orthodontic activity (UOA)	0
Carry forward orthodontic activity (UOA)	0
Baseline contract value	£959,996.05

### ACCESS\*

Patients seen in 24 months	Total	Change since previous quarter
Quarter ending September 2017	11,739	
Quarter ending December 2017	11,815	→
Quarter ending March 2018	11,940	→
Quarter ending June 2018	12,058	→
Quarter ending September 2018	11,960	→
<b>Variance since September 2017</b>	<b>1.9%</b>	<b>→</b>



### ACTIVITY



Month	Adjusted Scheduled Activity (UDA)	
	2018	2019
April	1,407	661
May	4,141	3,757
June	6,708	6,036
July	10,244	9,838
August	12,500	12,579
September	15,143	15,167
October	18,027	
November	21,195	
December	23,496	
January	25,717	
February	28,886	
March	31,818	
April	33,176	
May	33,173	
June	33,178	

### QUALITY

	Quantity	Base Number	Contract	AT	Region	England
% of FP17s for the same patient ID Re-attending within 3 months - Children	165	1,949	8.5%	9.6%	11.1%	11.6%
% of FP17s for the same patient ID Re-attending within 3 months - Adults	860	5,956	14.4%	13.9%	15.3%	15.5%
% of FP17s for the same patient ID Re-attending between 3 & 9 months - Children	1,012	1,949	51.9%	61.8%	61.1%	58.8%
% of FP17s for the same patient ID Re-attending between 3 & 9 months - Adults	2,541	5,956	42.7%	53.1%	52.3%	51.1%
% of FP17s for Band 1 Urgent Courses	718	7,350	9.8%	9.9%	9.5%	9.0%
% of FP17s Relating to Free Repair or Replacements	75	7,350	1.0%	0.6%	0.7%	0.8%
% of FP17s Relating to Continuations	212	7,350	2.9%	0.9%	0.8%	0.9%
% of Patients satisfied with the dentistry they have received	2	2	N/A	92.6%	93.6%	93.3%
% of Patients satisfied with the time they had to wait for an appointment	2	2	N/A	89.8%	88.8%	88.9%

\* This is based on patients treated on this contract for their most recent course of treatment. Figures in italics indicate the base number of FP17s or Patient Questionnaire responses are less than 100. N/A is shown where the base number of responses is less than 10 during the period. % is calculated as Quantity/Base number\*100

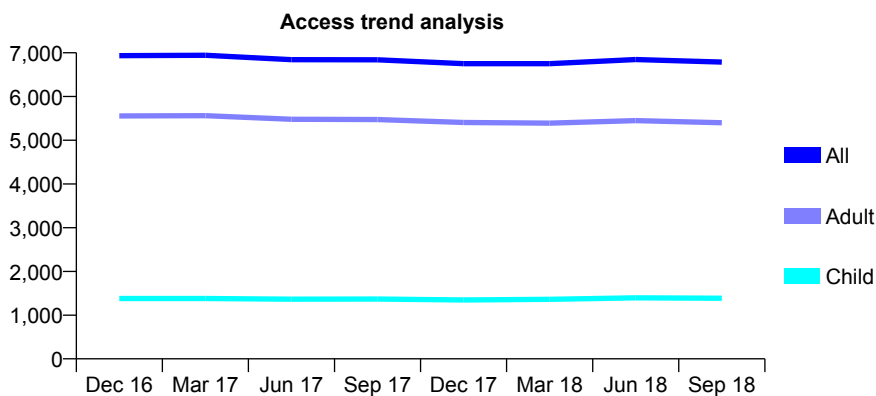
## Q70 - Vital Signs At a Glance Contract Report for 101338/0036 - September 2018

Name or company name	Whitecross Dental Care Limited
Contract type name	GDS Contract
Purpose of contract	General
Contract start date	01/04/2006
Contract end date	

18/19 Contracted general activity (UDA)	20,250
Carry forward general activity (UDA)	669
18/19 Contracted orthodontic activity (UOA)	0
Carry forward orthodontic activity (UOA)	0
Baseline contract value	£571,762.36

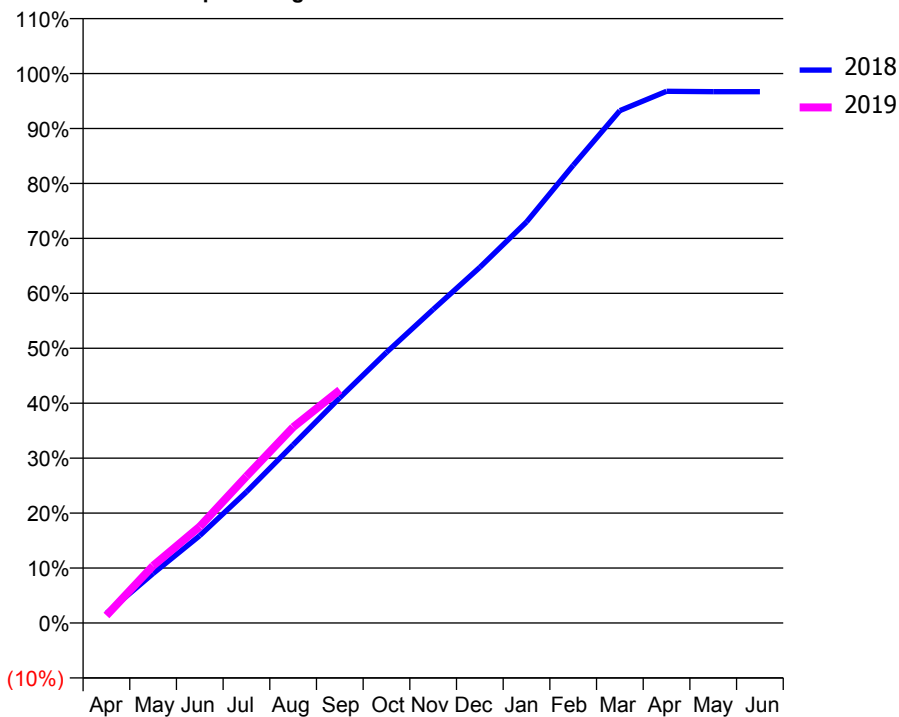
### ACCESS\*

Patients seen in 24 months	Total	Change since previous quarter
Quarter ending September 2017	6,840	
Quarter ending December 2017	6,752	↓
Quarter ending March 2018	6,752	→
Quarter ending June 2018	6,845	→
Quarter ending September 2018	6,787	→
<b>Variance since September 2017</b>	<b>(0.8%)</b>	→



### ACTIVITY

Cumulative percentage of contracted UDA delivered 2018 & 2019



Month	Adjusted Scheduled Activity (UDA)	
	2018	2019
April	357	275
May	1,825	2,111
June	3,222	3,555
July	4,833	5,406
August	6,567	7,215
September	8,302	8,589
October	9,972	
November	11,556	
December	13,110	
January	14,778	
February	16,868	
March	18,884	
April	19,593	
May	19,581	
June	19,581	

### QUALITY

	Quantity	Base Number	Contract	AT	Region	England
% of FP17s for the same patient ID Re-attending within 3 months - Children	68	1,024	6.6%	9.6%	11.1%	11.6%
% of FP17s for the same patient ID Re-attending within 3 months - Adults	381	3,592	10.6%	13.9%	15.3%	15.5%
% of FP17s for the same patient ID Re-attending between 3 & 9 months - Children	519	1,024	50.7%	61.8%	61.1%	58.8%
% of FP17s for the same patient ID Re-attending between 3 & 9 months - Adults	1,803	3,592	50.2%	53.1%	52.3%	51.1%
% of FP17s for Band 1 Urgent Courses	490	4,324	11.3%	9.9%	9.5%	9.0%
% of FP17s Relating to Free Repair or Replacements	37	4,324	0.9%	0.6%	0.7%	0.8%
% of FP17s Relating to Continuations	84	4,324	1.9%	0.9%	0.8%	0.9%
% of Patients satisfied with the dentistry they have received	0	0	N/A	92.6%	93.6%	93.3%
% of Patients satisfied with the time they had to wait for an appointment	0	0	N/A	89.8%	88.8%	88.9%

\* This is based on patients treated on this contract for their most recent course of treatment. Figures in italics indicate the base number of FP17s or Patient Questionnaire responses are less than 100. N/A is shown where the base number of responses is less than 10 during the period. % is calculated as Quantity/Base number\*100

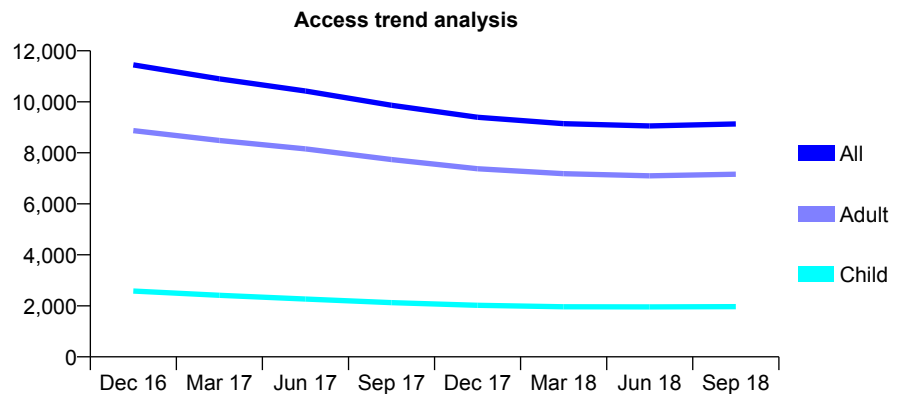
## Q70 - Vital Signs At a Glance Contract Report for 101338/0038 - September 2018

Name or company name	Whitecross Dental Care Limited
Contract type name	GDS Contract
Purpose of contract	General
Contract start date	01/04/2006
Contract end date	

18/19 Contracted general activity (UDA)	27,000
Carry forward general activity (UDA)	0
18/19 Contracted orthodontic activity (UOA)	0
Carry forward orthodontic activity (UOA)	0
Baseline contract value	£834,527.05

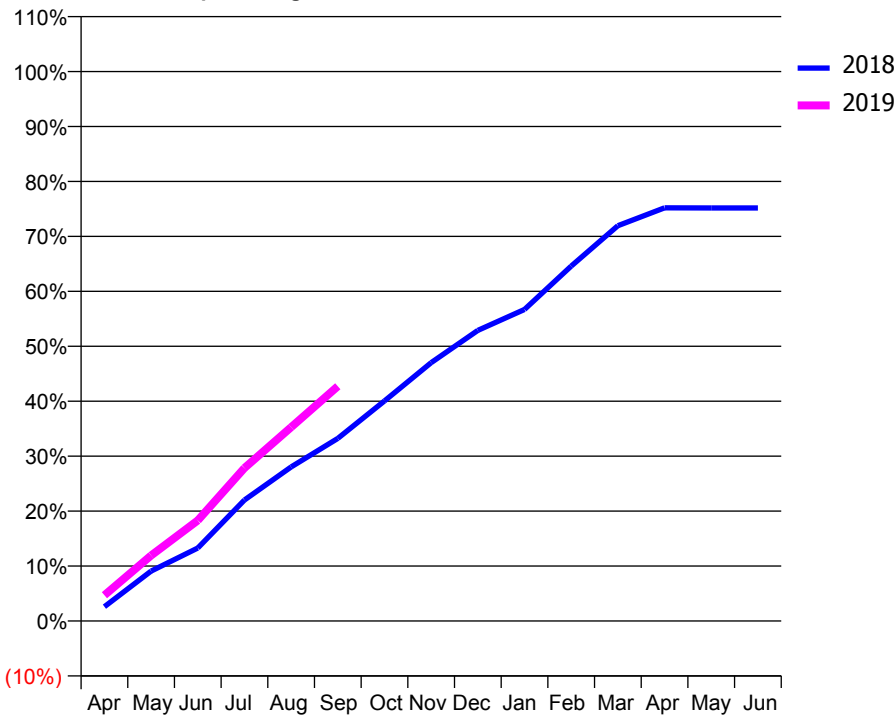
### ACCESS\*

Patients seen in 24 months	Total	Change since previous quarter
Quarter ending September 2017	9,863	
Quarter ending December 2017	9,394	↓
Quarter ending March 2018	9,144	↓
Quarter ending June 2018	9,053	→
Quarter ending September 2018	9,131	→
<b>Variance since September 2017</b>	<b>(7.4%)</b>	<b>↓</b>



### ACTIVITY

Cumulative percentage of contracted UDA delivered 2018 & 2019



Month	Adjusted Scheduled Activity (UDA)	
	2018	2019
April	703	1,266
May	2,456	3,221
June	3,590	4,944
July	5,946	7,520
August	7,571	9,522
September	8,975	11,538
October	10,816	
November	12,692	
December	14,279	
January	15,311	
February	17,439	
March	19,421	
April	20,305	
May	20,298	
June	20,294	

### QUALITY

	Quantity	Base Number	Contract	AT	Region	England
% of FP17s for the same patient ID Re-attending within 3 months - Children	70	1,473	4.8%	9.6%	11.1%	11.6%
% of FP17s for the same patient ID Re-attending within 3 months - Adults	457	4,811	9.5%	13.9%	15.3%	15.5%
% of FP17s for the same patient ID Re-attending between 3 & 9 months - Children	595	1,473	40.4%	61.8%	61.1%	58.8%
% of FP17s for the same patient ID Re-attending between 3 & 9 months - Adults	1,630	4,811	33.9%	53.1%	52.3%	51.1%
% of FP17s for Band 1 Urgent Courses	354	5,837	6.1%	9.9%	9.5%	9.0%
% of FP17s Relating to Free Repair or Replacements	29	5,837	0.5%	0.6%	0.7%	0.8%
% of FP17s Relating to Continuations	78	5,837	1.3%	0.9%	0.8%	0.9%
% of Patients satisfied with the dentistry they have received	3	3	N/A	92.6%	93.6%	93.3%
% of Patients satisfied with the time they had to wait for an appointment	2	3	N/A	89.8%	88.8%	88.9%

\* This is based on patients treated on this contract for their most recent course of treatment. Figures in italics indicate the base number of FP17s or Patient Questionnaire responses are less than 100. N/A is shown where the base number of responses is less than 10 during the period. % is calculated as Quantity/Base number\*100

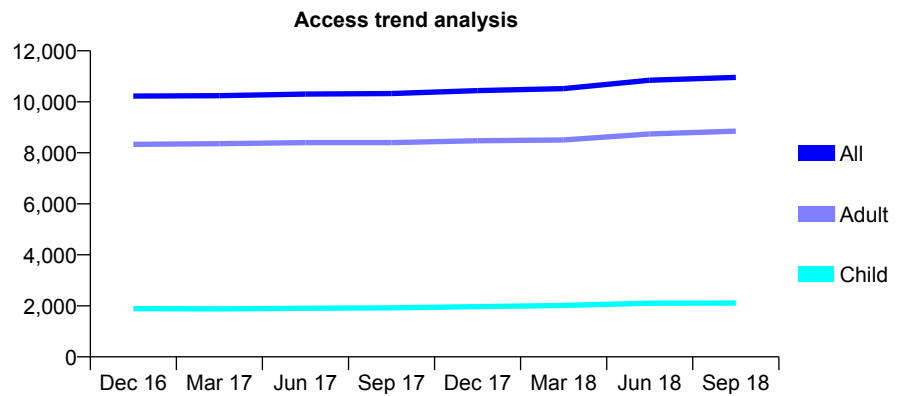
## Q70 - Vital Signs At a Glance Contract Report for 101338/0047 - September 2018

Name or company name	Whitecross Dental Care Limited
Contract type name	GDS Contract
Purpose of contract	General
Contract start date	01/04/2007
Contract end date	

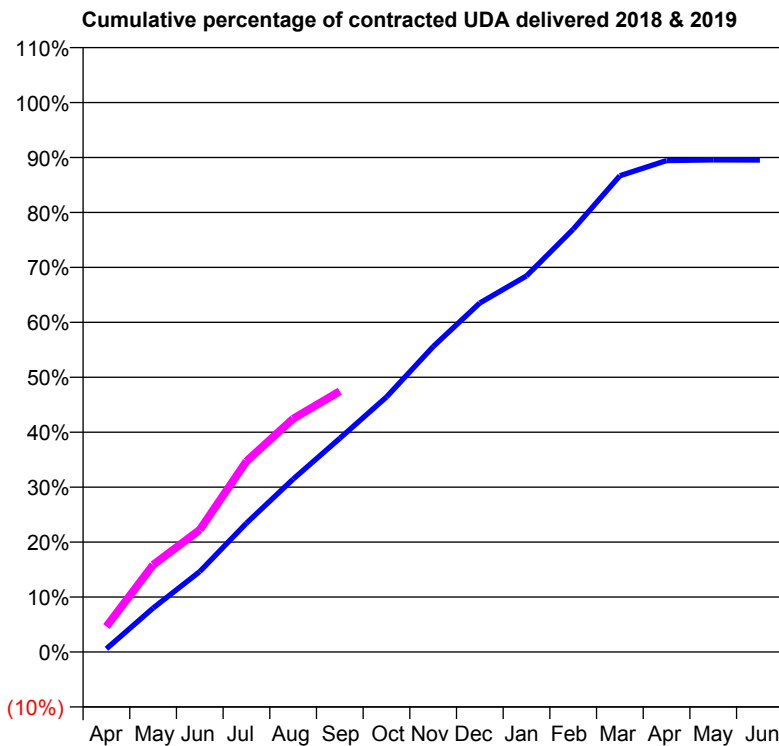
18/19 Contracted general activity (UDA)	33,000
Carry forward general activity (UDA)	0
18/19 Contracted orthodontic activity (UOA)	0
Carry forward orthodontic activity (UOA)	0
Baseline contract value	£964,299.35

### ACCESS\*

Patients seen in 24 months	Total	Change since previous quarter
Quarter ending September 2017	10,322	
Quarter ending December 2017	10,438	→
Quarter ending March 2018	10,520	→
Quarter ending June 2018	10,846	↑
Quarter ending September 2018	10,958	→
<b>Variance since September 2017</b>	<b>6.2%</b>	<b>↑</b>



### ACTIVITY



Month	Adjusted Scheduled Activity (UDA)	
	2018	2019
April	194	1,536
May	2,642	5,236
June	4,834	7,342
July	7,742	11,458
August	10,379	14,014
September	12,835	15,657
October	15,313	
November	18,341	
December	20,963	
January	22,586	
February	25,393	
March	28,601	
April	29,511	
May	29,555	
June	29,543	

### QUALITY

	Quantity	Base Number	Contract	AT	Region	England
% of FP17s for the same patient ID Re-attending within 3 months - Children	59	1,510	3.9%	9.6%	11.1%	11.6%
% of FP17s for the same patient ID Re-attending within 3 months - Adults	569	5,910	9.6%	13.9%	15.3%	15.5%
% of FP17s for the same patient ID Re-attending between 3 & 9 months - Children	773	1,510	51.2%	61.8%	61.1%	58.8%
% of FP17s for the same patient ID Re-attending between 3 & 9 months - Adults	2,824	5,910	47.8%	53.1%	52.3%	51.1%
% of FP17s for Band 1 Urgent Courses	465	6,962	6.7%	9.9%	9.5%	9.0%
% of FP17s Relating to Free Repair or Replacements	22	6,962	0.3%	0.6%	0.7%	0.8%
% of FP17s Relating to Continuations	70	6,962	1.0%	0.9%	0.8%	0.9%
% of Patients satisfied with the dentistry they have received	5	6	N/A	92.6%	93.6%	93.3%
% of Patients satisfied with the time they had to wait for an appointment	5	6	N/A	89.8%	88.8%	88.9%

\* This is based on patients treated on this contract for their most recent course of treatment. Figures in italics indicate the base number of FP17s or Patient Questionnaire responses are less than 100. N/A is shown where the base number of responses is less than 10 during the period. % is calculated as Quantity/Base number\*100



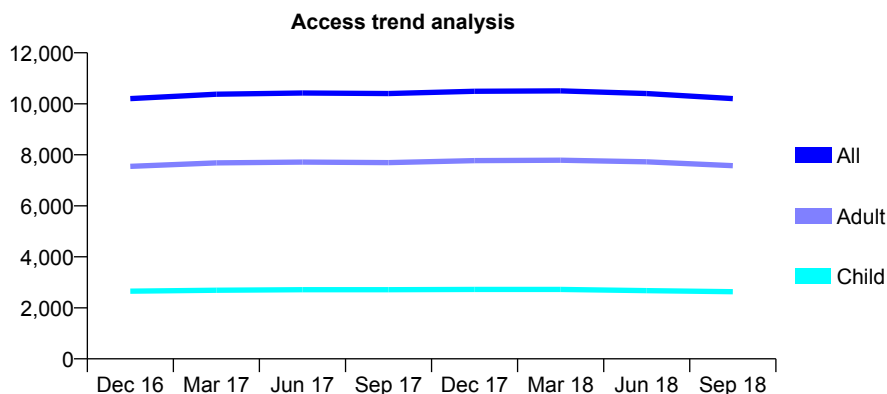
## Q70 - Vital Signs At a Glance Contract Report for 101338/0070 - September 2018

Name or company name	Whitecross Dental Care Limited
Contract type name	GDS Contract
Purpose of contract	General
Contract start date	01/11/2008
Contract end date	

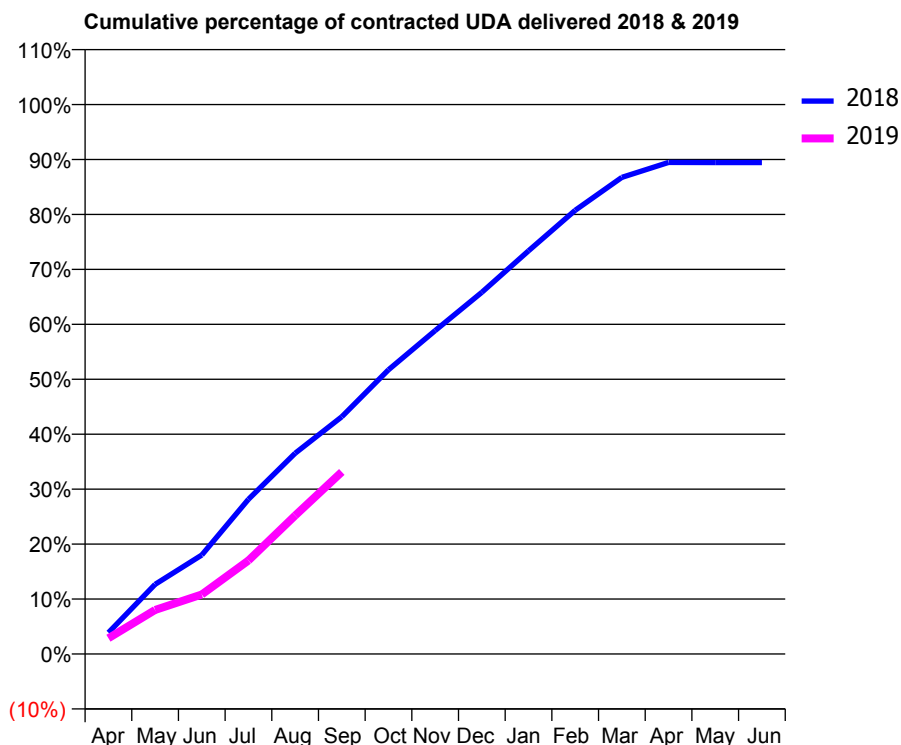
18/19 Contracted general activity (UDA)	29,000
Carry forward general activity (UDA)	0
18/19 Contracted orthodontic activity (UOA)	0
Carry forward orthodontic activity (UOA)	0
Baseline contract value	£695,157.88

### ACCESS\*

Patients seen in 24 months	Total	Change since previous quarter
Quarter ending September 2017	10,404	
Quarter ending December 2017	10,491	→
Quarter ending March 2018	10,508	→
Quarter ending June 2018	10,403	→
Quarter ending September 2018	10,206	↓
<b>Variance since September 2017</b>	<b>(1.9%)</b>	<b>↓</b>



### ACTIVITY



Adjusted Scheduled Activity (UDA)		
Month	2018	2019
April	1,131	831
May	3,675	2,329
June	5,227	3,144
July	8,170	4,940
August	10,593	7,309
September	12,526	9,607
October	15,000	
November	17,069	
December	19,088	
January	21,276	
February	23,419	
March	25,158	
April	25,943	
May	25,938	
June	25,938	

### QUALITY

	Quantity	Base Number	Contract	AT	Region	England
% of FP17s for the same patient ID Re-attending within 3 months - Children	76	1,541	4.9%	9.6%	11.1%	11.6%
% of FP17s for the same patient ID Re-attending within 3 months - Adults	418	4,078	10.3%	13.9%	15.3%	15.5%
% of FP17s for the same patient ID Re-attending between 3 & 9 months - Children	772	1,541	50.1%	61.8%	61.1%	58.8%
% of FP17s for the same patient ID Re-attending between 3 & 9 months - Adults	2,083	4,078	51.1%	53.1%	52.3%	51.1%
% of FP17s for Band 1 Urgent Courses	429	5,212	8.2%	9.9%	9.5%	9.0%
% of FP17s Relating to Free Repair or Replacements	13	5,212	0.2%	0.6%	0.7%	0.8%
% of FP17s Relating to Continuations	55	5,212	1.1%	0.9%	0.8%	0.9%
% of Patients satisfied with the dentistry they have received	4	4	N/A	92.6%	93.6%	93.3%
% of Patients satisfied with the time they had to wait for an appointment	3	4	N/A	89.8%	88.8%	88.9%

\* This is based on patients treated on this contract for their most recent course of treatment. Figures in italics indicate the base number of FP17s or Patient Questionnaire responses are less than 100. N/A is shown where the base number of responses is less than 10 during the period. % is calculated as Quantity/Base number\*100

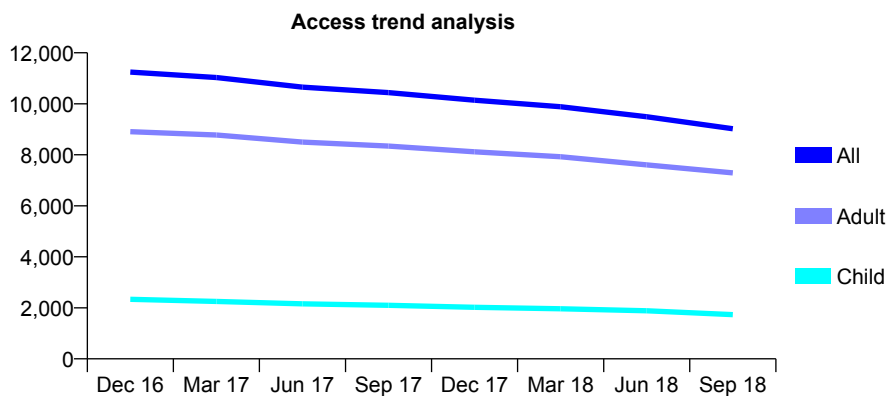
## Q70 - Vital Signs At a Glance Contract Report for 101338/0072 - September 2018

Name or company name	Whitecross Dental Care Limited
Contract type name	GDS Contract
Purpose of contract	General
Contract start date	01/01/2009
Contract end date	

18/19 Contracted general activity (UDA)	40,069
Carry forward general activity (UDA)	0
18/19 Contracted orthodontic activity (UOA)	0
Carry forward orthodontic activity (UOA)	0
Baseline contract value	£1,088,080.49

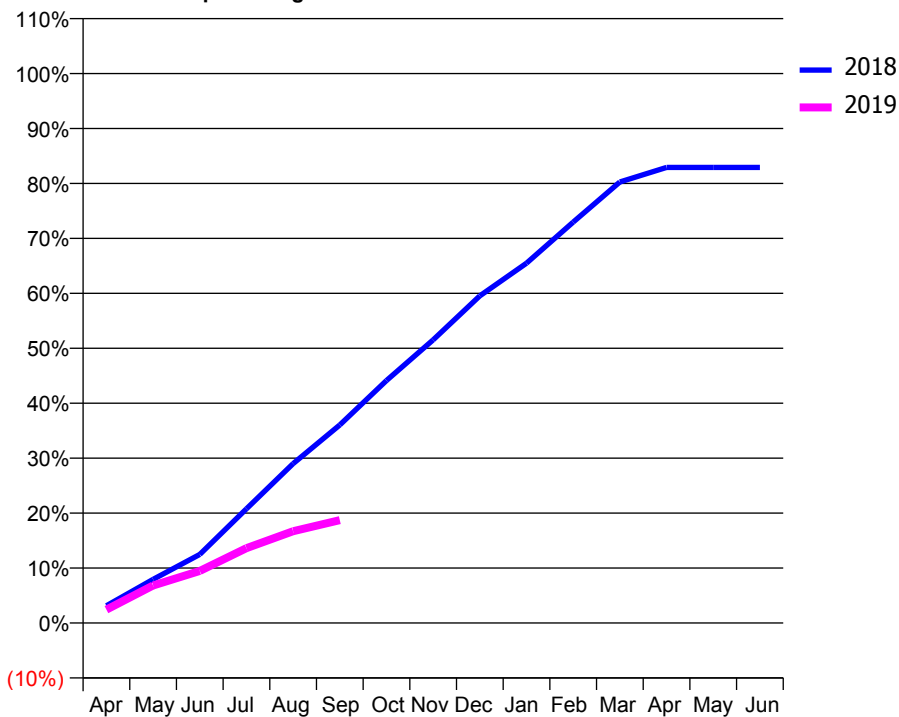
### ACCESS\*

Patients seen in 24 months	Total	Change since previous quarter
Quarter ending September 2017	10,438	
Quarter ending December 2017	10,139	↓
Quarter ending March 2018	9,885	↓
Quarter ending June 2018	9,491	↓
Quarter ending September 2018	9,023	↓
<b>Variance since September 2017</b>	<b>(13.6%)</b>	<b>↓</b>



### ACTIVITY

Cumulative percentage of contracted UDA delivered 2018 & 2019



Month	Adjusted Scheduled Activity (UDA)	
	2018	2019
April	944	982
May	2,389	2,742
June	3,751	3,794
July	6,246	5,456
August	8,720	6,697
September	10,836	7,500
October	13,267	
November	15,496	
December	17,905	
January	19,690	
February	21,939	
March	24,131	
April	24,930	
May	24,927	
June	24,930	

### QUALITY

	Quantity	Base Number	Contract	AT	Region	England
% of FP17s for the same patient ID Re-attending within 3 months - Children	40	753	5.3%	9.6%	11.1%	11.6%
% of FP17s for the same patient ID Re-attending within 3 months - Adults	358	3,190	11.2%	13.9%	15.3%	15.5%
% of FP17s for the same patient ID Re-attending between 3 & 9 months - Children	334	753	44.4%	61.8%	61.1%	58.8%
% of FP17s for the same patient ID Re-attending between 3 & 9 months - Adults	1,340	3,190	42.0%	53.1%	52.3%	51.1%
% of FP17s for Band 1 Urgent Courses	510	3,609	14.1%	9.9%	9.5%	9.0%
% of FP17s Relating to Free Repair or Replacements	28	3,609	0.8%	0.6%	0.7%	0.8%
% of FP17s Relating to Continuations	37	3,609	1.0%	0.9%	0.8%	0.9%
% of Patients satisfied with the dentistry they have received	4	4	N/A	92.6%	93.6%	93.3%
% of Patients satisfied with the time they had to wait for an appointment	4	4	N/A	89.8%	88.8%	88.9%

\* This is based on patients treated on this contract for their most recent course of treatment. Figures in italics indicate the base number of FP17s or Patient Questionnaire responses are less than 100. N/A is shown where the base number of responses is less than 10 during the period. % is calculated as Quantity/Base number\*100

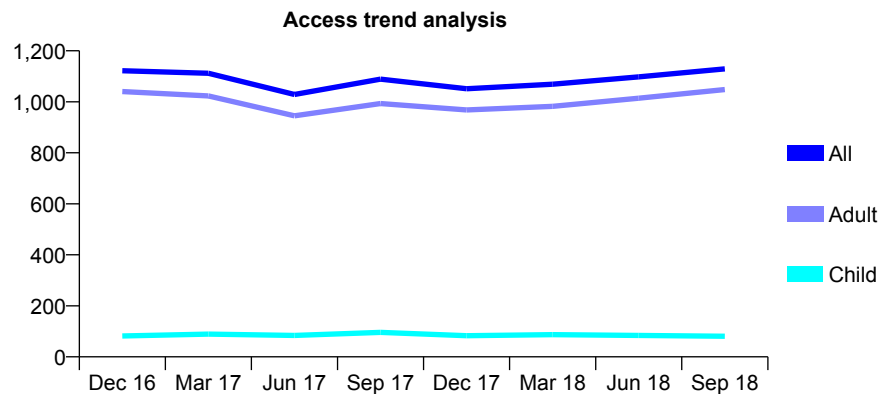
## Q70 - Vital Signs At a Glance Contract Report for 101338/0073 - September 2018

Name or company name	Whitecross Dental Care Limited
Contract type name	GDS Contract
Purpose of contract	General
Contract start date	01/01/2009
Contract end date	

18/19 Contracted general activity (UDA)	6,653
Carry forward general activity (UDA)	0
18/19 Contracted orthodontic activity (UOA)	0
Carry forward orthodontic activity (UOA)	0
Baseline contract value	£183,426.91

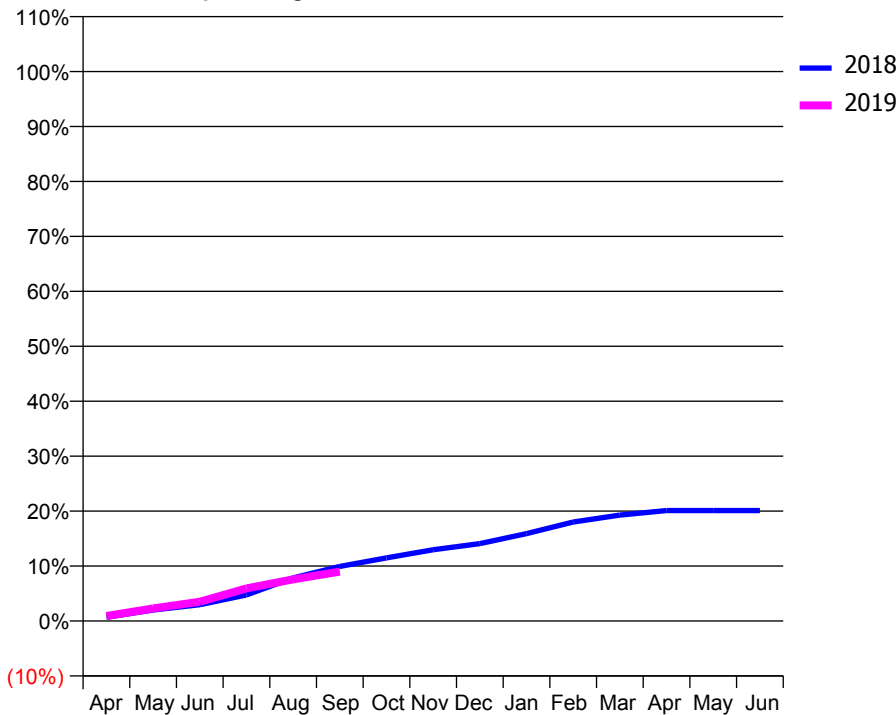
### ACCESS\*

Patients seen in 24 months	Total	Change since previous quarter
Quarter ending September 2017	1,089	
Quarter ending December 2017	1,051	↓
Quarter ending March 2018	1,069	→
Quarter ending June 2018	1,098	↑
Quarter ending September 2018	1,129	↑
<b>Variance since September 2017</b>	<b>3.7%</b>	<b>↑</b>



### ACTIVITY

Cumulative percentage of contracted UDA delivered 2018 & 2019



Month	Adjusted Scheduled Activity (UDA)	
	2018	2019
April	47	61
May	134	153
June	198	233
July	316	395
August	522	505
September	661	598
October	764	
November	862	
December	938	
January	1,058	
February	1,198	
March	1,283	
April	1,337	
May	1,337	
June	1,337	

### QUALITY

	Quantity	Base Number	Contract	AT	Region	England
% of FP17s for the same patient ID Re-attending within 3 months - Children	2	42	4.8%	9.6%	11.1%	11.6%
% of FP17s for the same patient ID Re-attending within 3 months - Adults	37	512	7.2%	13.9%	15.3%	15.5%
% of FP17s for the same patient ID Re-attending between 3 & 9 months - Children	3	42	7.1%	61.8%	61.1%	58.8%
% of FP17s for the same patient ID Re-attending between 3 & 9 months - Adults	36	512	7.0%	53.1%	52.3%	51.1%
% of FP17s for Band 1 Urgent Courses	495	503	98.4%	9.9%	9.5%	9.0%
% of FP17s Relating to Free Repair or Replacements	0	503	0.0%	0.6%	0.7%	0.8%
% of FP17s Relating to Continuations	0	503	0.0%	0.9%	0.8%	0.9%
% of Patients satisfied with the dentistry they have received	1	1	N/A	92.6%	93.6%	93.3%
% of Patients satisfied with the time they had to wait for an appointment	1	1	N/A	89.8%	88.8%	88.9%

\* This is based on patients treated on this contract for their most recent course of treatment. Figures in italics indicate the base number of FP17s or Patient Questionnaire responses are less than 100. N/A is shown where the base number of responses is less than 10 during the period. % is calculated as Quantity/Base number\*100

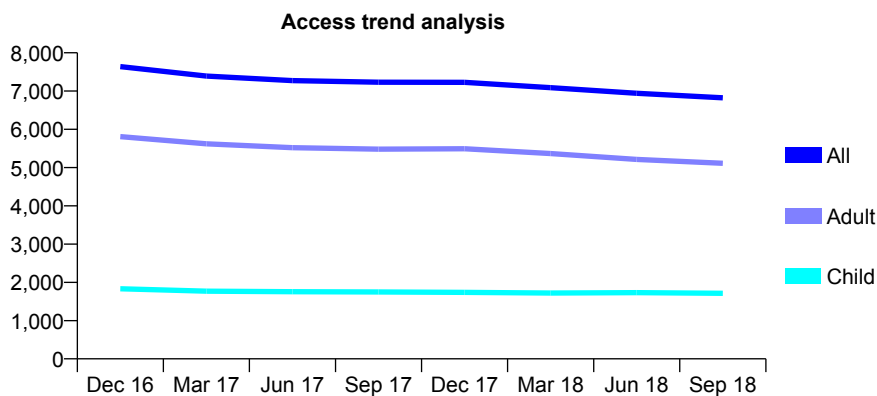
## Q70 - Vital Signs At a Glance Contract Report for 101338/0076 - September 2018

Name or company name	Whitecross Dental Care Limited
Contract type name	GDS Contract
Purpose of contract	General
Contract start date	01/02/2009
Contract end date	

18/19 Contracted general activity (UDA)	21,000
Carry forward general activity (UDA)	0
18/19 Contracted orthodontic activity (UOA)	0
Carry forward orthodontic activity (UOA)	0
Baseline contract value	£489,124.88

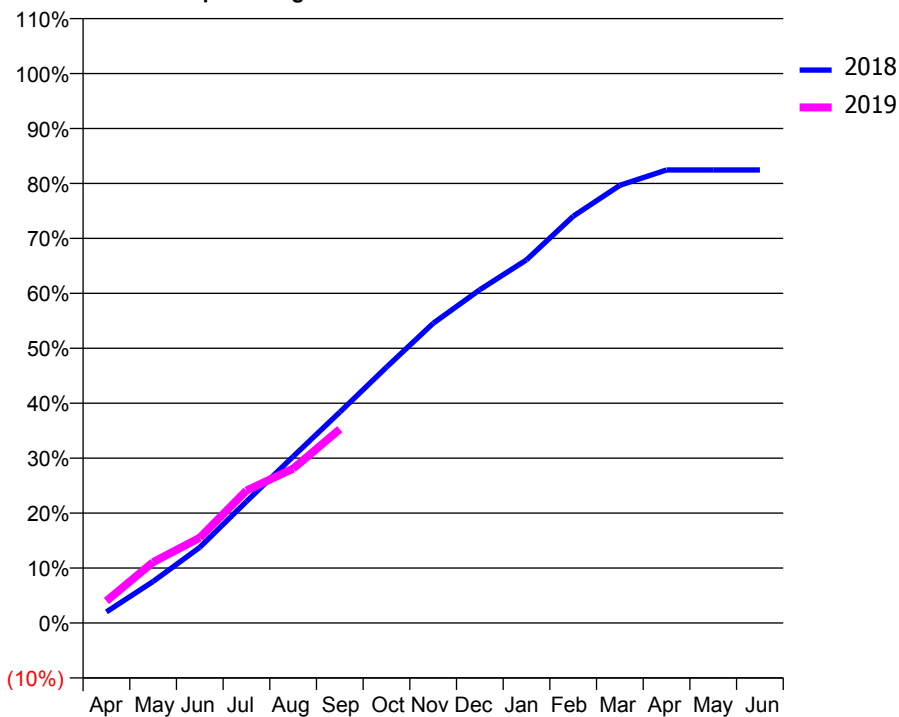
### ACCESS\*

Patients seen in 24 months	Total	Change since previous quarter
Quarter ending September 2017	7,230	
Quarter ending December 2017	7,229	→
Quarter ending March 2018	7,087	↓
Quarter ending June 2018	6,941	↓
Quarter ending September 2018	6,825	↓
<b>Variance since September 2017</b>	<b>(5.6%)</b>	<b>↓</b>



### ACTIVITY

Cumulative percentage of contracted UDA delivered 2018 & 2019



Adjusted Scheduled Activity (UDA)

Month	2018	2019
April	424	842
May	1,587	2,327
June	2,890	3,257
July	4,645	5,062
August	6,363	5,901
September	8,061	7,405
October	9,776	
November	11,451	
December	12,740	
January	13,878	
February	15,545	
March	16,727	
April	17,316	
May	17,316	
June	17,315	

### QUALITY

	Quantity	Base Number	Contract	AT	Region	England
% of FP17s for the same patient ID Re-attending within 3 months - Children	49	1,041	4.7%	9.6%	11.1%	11.6%
% of FP17s for the same patient ID Re-attending within 3 months - Adults	332	2,962	11.2%	13.9%	15.3%	15.5%
% of FP17s for the same patient ID Re-attending between 3 & 9 months - Children	587	1,041	56.4%	61.8%	61.1%	58.8%
% of FP17s for the same patient ID Re-attending between 3 & 9 months - Adults	1,450	2,962	49.0%	53.1%	52.3%	51.1%
% of FP17s for Band 1 Urgent Courses	304	3,734	8.1%	9.9%	9.5%	9.0%
% of FP17s Relating to Free Repair or Replacements	12	3,734	0.3%	0.6%	0.7%	0.8%
% of FP17s Relating to Continuations	41	3,734	1.1%	0.9%	0.8%	0.9%
% of Patients satisfied with the dentistry they have received	2	2	N/A	92.6%	93.6%	93.3%
% of Patients satisfied with the time they had to wait for an appointment	1	2	N/A	89.8%	88.8%	88.9%

\* This is based on patients treated on this contract for their most recent course of treatment. Figures in italics indicate the base number of FP17s or Patient Questionnaire responses are less than 100. N/A is shown where the base number of responses is less than 10 during the period. % is calculated as Quantity/Base number\*100

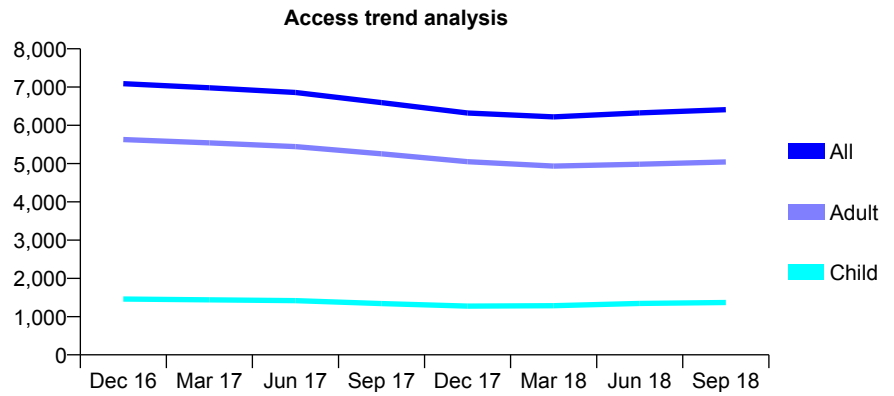
## Q70 - Vital Signs At a Glance Contract Report for 101338/0094 - September 2018

Name or company name	Whitecross Dental Care Limited
Contract type name	GDS Contract
Purpose of contract	General
Contract start date	14/09/2009
Contract end date	

18/19 Contracted general activity (UDA)	20,000
Carry forward general activity (UDA)	0
18/19 Contracted orthodontic activity (UOA)	0
Carry forward orthodontic activity (UOA)	0
Baseline contract value	£553,205.55

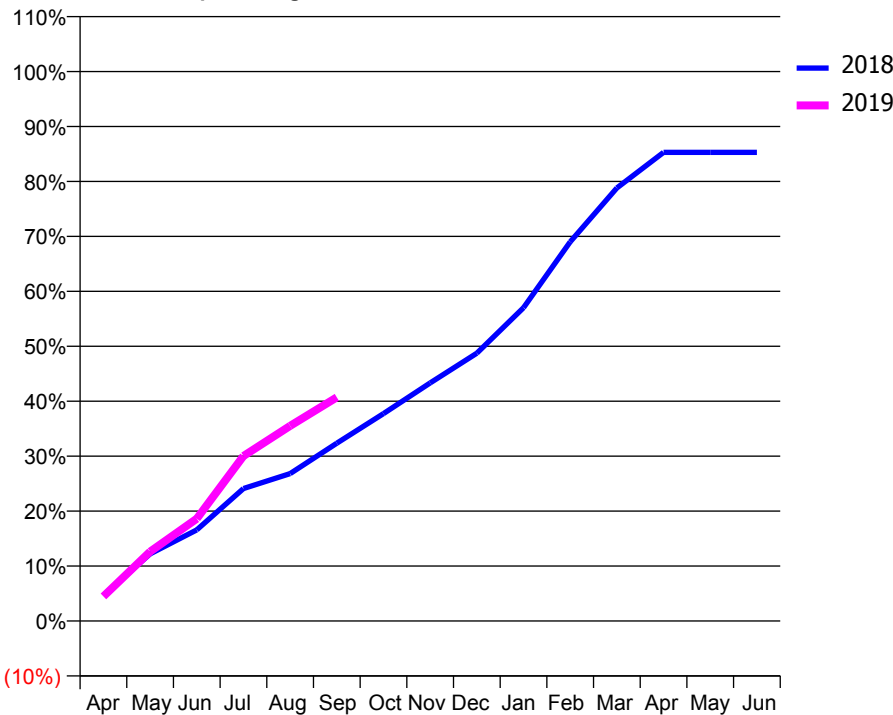
### ACCESS\*

Patients seen in 24 months	Total	Change since previous quarter
Quarter ending September 2017	6,595	
Quarter ending December 2017	6,322	↓
Quarter ending March 2018	6,221	↓
Quarter ending June 2018	6,325	→
Quarter ending September 2018	6,408	→
<b>Variance since September 2017</b>	<b>(2.8%)</b>	<b>↓</b>



### ACTIVITY

Cumulative percentage of contracted UDA delivered 2018 & 2019



Month	Adjusted Scheduled Activity (UDA)	
	2018	2019
April	816	897
May	2,138	2,527
June	2,902	3,726
July	4,217	6,007
August	4,695	7,105
September	5,663	8,141
October	6,604	
November	7,582	
December	8,531	
January	9,979	
February	12,077	
March	13,789	
April	14,926	
May	14,926	
June	14,926	

### QUALITY

	Quantity	Base Number	Contract	AT	Region	England
% of FP17s for the same patient ID Re-attending within 3 months - Children	51	1,078	4.7%	9.6%	11.1%	11.6%
% of FP17s for the same patient ID Re-attending within 3 months - Adults	398	3,293	12.1%	13.9%	15.3%	15.5%
% of FP17s for the same patient ID Re-attending between 3 & 9 months - Children	446	1,078	41.4%	61.8%	61.1%	58.8%
% of FP17s for the same patient ID Re-attending between 3 & 9 months - Adults	785	3,293	23.8%	53.1%	52.3%	51.1%
% of FP17s for Band 1 Urgent Courses	192	3,827	5.0%	9.9%	9.5%	9.0%
% of FP17s Relating to Free Repair or Replacements	24	3,827	0.6%	0.6%	0.7%	0.8%
% of FP17s Relating to Continuations	100	3,827	2.6%	0.9%	0.8%	0.9%
% of Patients satisfied with the dentistry they have received	1	1	N/A	92.6%	93.6%	93.3%
% of Patients satisfied with the time they had to wait for an appointment	1	1	N/A	89.8%	88.8%	88.9%

\* This is based on patients treated on this contract for their most recent course of treatment. Figures in italics indicate the base number of FP17s or Patient Questionnaire responses are less than 100. N/A is shown where the base number of responses is less than 10 during the period. % is calculated as Quantity/Base number\*100

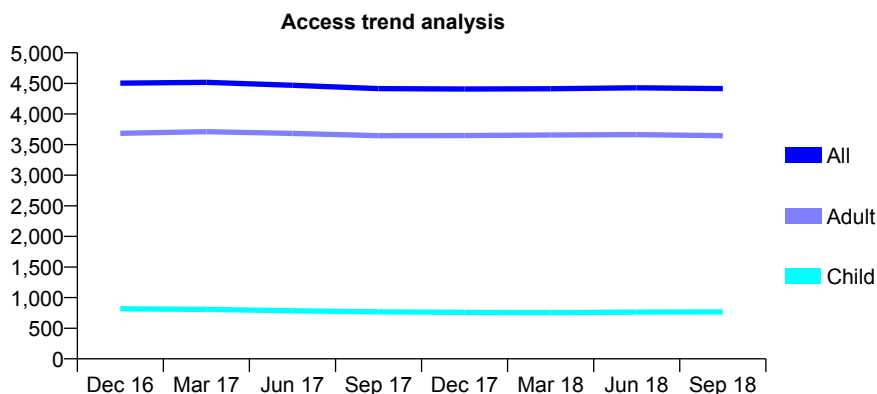
## Q70 - Vital Signs At a Glance Contract Report for 101338/0095 - September 2018

Name or company name	Whitecross Dental Care Limited
Contract type name	GDS Contract
Purpose of contract	General
Contract start date	02/09/2009
Contract end date	

18/19 Contracted general activity (UDA)	12,000
Carry forward general activity (UDA)	0
18/19 Contracted orthodontic activity (UOA)	0
Carry forward orthodontic activity (UOA)	0
Baseline contract value	£331,923.35

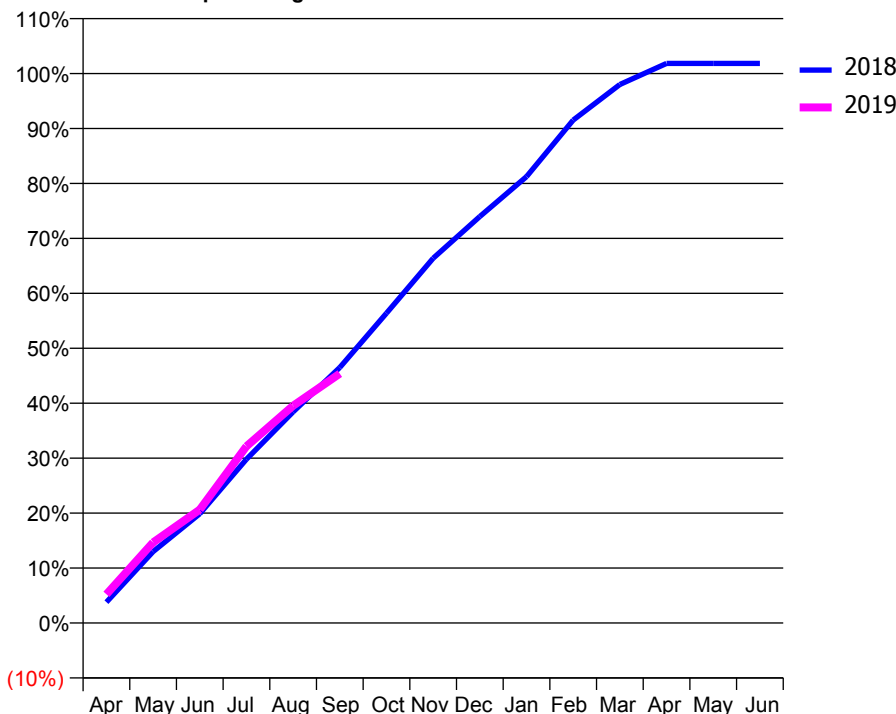
### ACCESS\*

Patients seen in 24 months	Total	Change since previous quarter
Quarter ending September 2017	4,415	
Quarter ending December 2017	4,408	→
Quarter ending March 2018	4,412	→
Quarter ending June 2018	4,428	→
Quarter ending September 2018	4,414	→
<b>Variance since September 2017</b>	<b>(0.0%)</b>	→



### ACTIVITY

Cumulative percentage of contracted UDA delivered 2018 & 2019



Month	Adjusted Scheduled Activity (UDA)	
	2018	2019
April	455	629
May	1,561	1,761
June	2,385	2,477
July	3,579	3,859
August	4,611	4,745
September	5,580	5,448
October	6,766	
November	7,966	
December	8,878	
January	9,748	
February	10,982	
March	11,761	
April	12,221	
May	12,219	
June	12,220	

### QUALITY

	Quantity	Base Number	Contract	AT	Region	England
% of FP17s for the same patient ID Re-attending within 3 months - Children	17	539	3.2%	9.6%	11.1%	11.6%
% of FP17s for the same patient ID Re-attending within 3 months - Adults	172	2,108	8.2%	13.9%	15.3%	15.5%
% of FP17s for the same patient ID Re-attending between 3 & 9 months - Children	343	539	63.6%	61.8%	61.1%	58.8%
% of FP17s for the same patient ID Re-attending between 3 & 9 months - Adults	536	2,108	25.4%	53.1%	52.3%	51.1%
% of FP17s for Band 1 Urgent Courses	145	2,445	5.9%	9.9%	9.5%	9.0%
% of FP17s Relating to Free Repair or Replacements	11	2,445	0.4%	0.6%	0.7%	0.8%
% of FP17s Relating to Continuations	16	2,445	0.7%	0.9%	0.8%	0.9%
% of Patients satisfied with the dentistry they have received	3	3	N/A	92.6%	93.6%	93.3%
% of Patients satisfied with the time they had to wait for an appointment	2	3	N/A	89.8%	88.8%	88.9%

\* This is based on patients treated on this contract for their most recent course of treatment. Figures in italics indicate the base number of FP17s or Patient Questionnaire responses are less than 100. N/A is shown where the base number of responses is less than 10 during the period. % is calculated as Quantity/Base number\*100

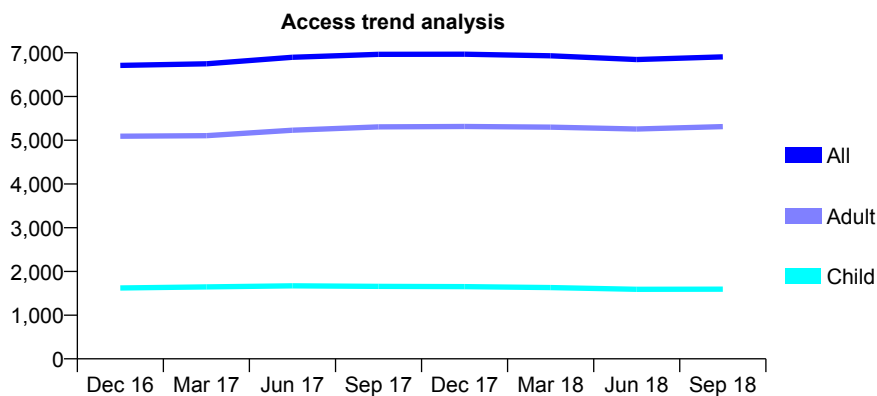
## Q70 - Vital Signs At a Glance Contract Report for 101338/0096 - September 2018

Name or company name	Whitecross Dental Care Limited
Contract type name	GDS Contract
Purpose of contract	General
Contract start date	01/09/2009
Contract end date	

18/19 Contracted general activity (UDA)	25,081
Carry forward general activity (UDA)	0
18/19 Contracted orthodontic activity (UOA)	0
Carry forward orthodontic activity (UOA)	0
Baseline contract value	£674,310.23

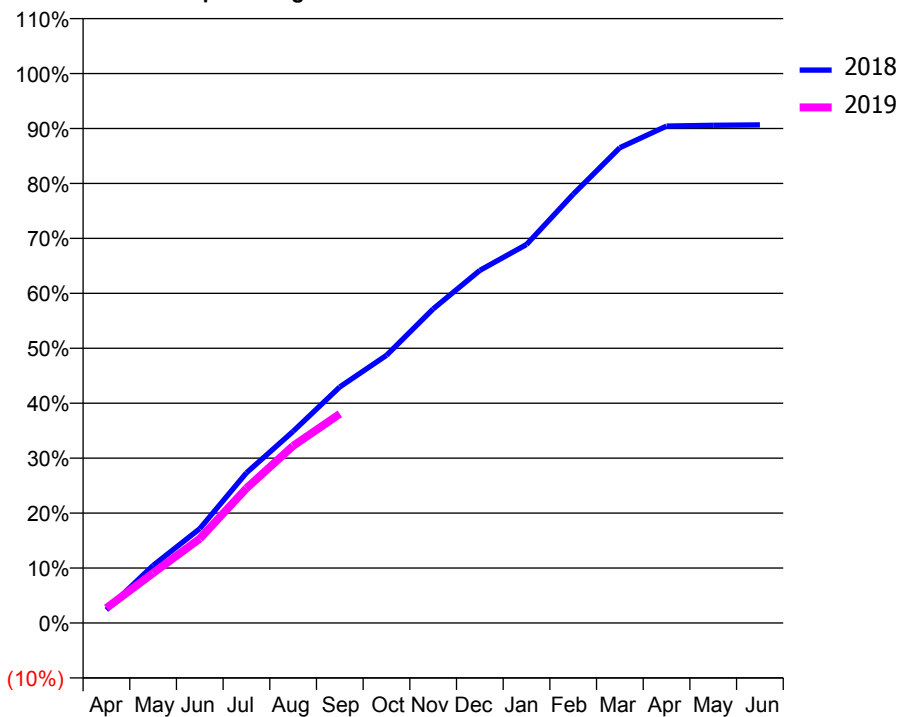
### ACCESS\*

Patients seen in 24 months	Total	Change since previous quarter
Quarter ending September 2017	6,965	
Quarter ending December 2017	6,969	→
Quarter ending March 2018	6,930	→
Quarter ending June 2018	6,847	↓
Quarter ending September 2018	6,906	→
<b>Variance since September 2017</b>	<b>(0.8%)</b>	→



### ACTIVITY

Cumulative percentage of contracted UDA delivered 2018 & 2019



Month	Adjusted Scheduled Activity (UDA)	
	2018	2019
April	597	684
May	2,625	2,282
June	4,305	3,852
July	6,854	6,150
August	8,750	8,085
September	10,777	9,546
October	12,220	
November	14,335	
December	16,097	
January	17,278	
February	19,570	
March	21,695	
April	22,681	
May	22,715	
June	22,734	

### QUALITY

	Quantity	Base Number	Contract	AT	Region	England
% of FP17s for the same patient ID Re-attending within 3 months - Children	57	1,087	5.2%	9.6%	11.1%	11.6%
% of FP17s for the same patient ID Re-attending within 3 months - Adults	296	3,527	8.4%	13.9%	15.3%	15.5%
% of FP17s for the same patient ID Re-attending between 3 & 9 months - Children	600	1,087	55.2%	61.8%	61.1%	58.8%
% of FP17s for the same patient ID Re-attending between 3 & 9 months - Adults	1,934	3,527	54.8%	53.1%	52.3%	51.1%
% of FP17s for Band 1 Urgent Courses	526	4,247	12.4%	9.9%	9.5%	9.0%
% of FP17s Relating to Free Repair or Replacements	21	4,247	0.5%	0.6%	0.7%	0.8%
% of FP17s Relating to Continuations	42	4,247	1.0%	0.9%	0.8%	0.9%
% of Patients satisfied with the dentistry they have received	2	2	N/A	92.6%	93.6%	93.3%
% of Patients satisfied with the time they had to wait for an appointment	2	2	N/A	89.8%	88.8%	88.9%

\* This is based on patients treated on this contract for their most recent course of treatment. Figures in italics indicate the base number of FP17s or Patient Questionnaire responses are less than 100. N/A is shown where the base number of responses is less than 10 during the period. % is calculated as Quantity/Base number\*100



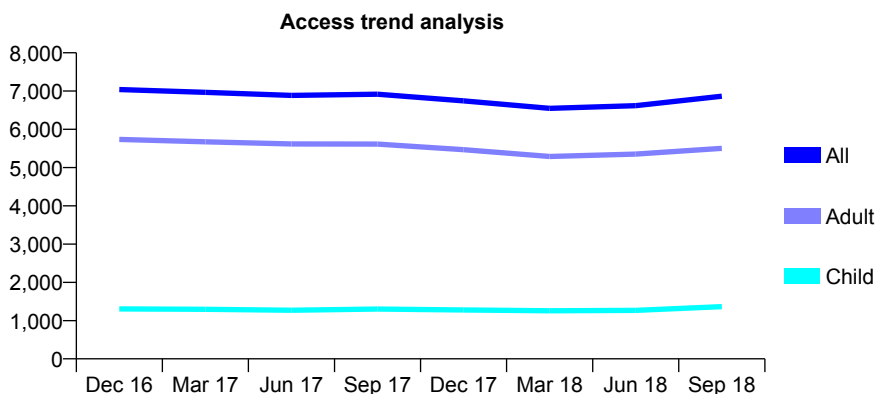
## Q70 - Vital Signs At a Glance Contract Report for 101338/0129 - September 2018

Name or company name	Whitecross Dental Care Limited
Contract type name	GDS Contract
Purpose of contract	General
Contract start date	25/10/2010
Contract end date	

18/19 Contracted general activity (UDA)	21,000
Carry forward general activity (UDA)	0
18/19 Contracted orthodontic activity (UOA)	0
Carry forward orthodontic activity (UOA)	0
Baseline contract value	£495,540.34

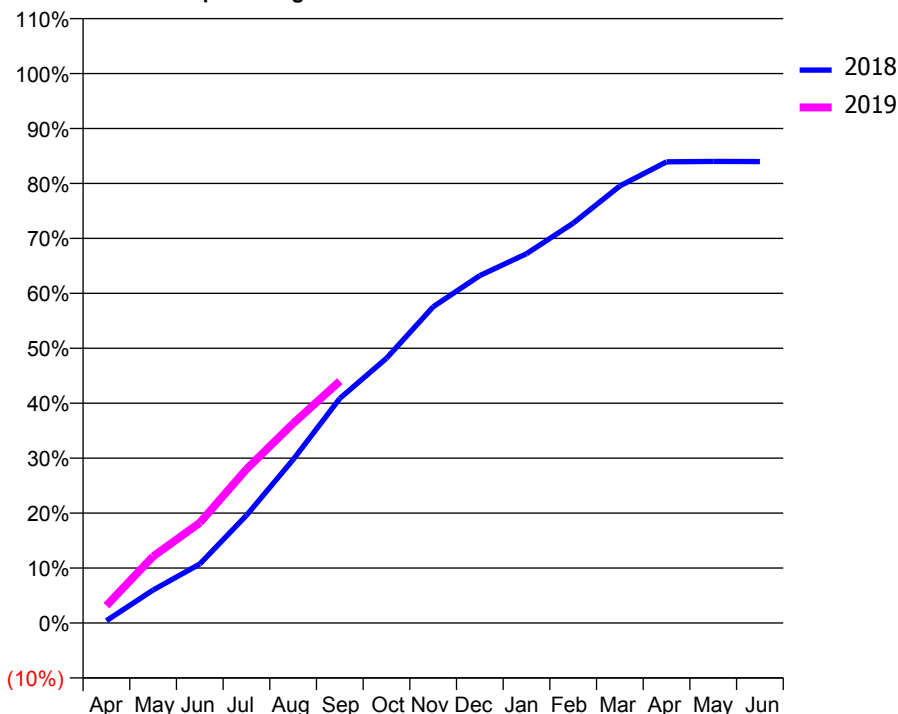
### ACCESS\*

Patients seen in 24 months	Total	Change since previous quarter
Quarter ending September 2017	6,916	
Quarter ending December 2017	6,745	↓
Quarter ending March 2018	6,549	↓
Quarter ending June 2018	6,617	→
Quarter ending September 2018	6,866	↑
<b>Variance since September 2017</b>	<b>(0.7%)</b>	→



### ACTIVITY

Cumulative percentage of contracted UDA delivered 2018 & 2019



Month	Adjusted Scheduled Activity (UDA)	
	2018	2019
April	90	666
May	1,260	2,543
June	2,255	3,830
July	4,117	5,876
August	6,246	7,626
September	8,582	9,240
October	10,117	
November	12,087	
December	13,278	
January	14,111	
February	15,282	
March	16,702	
April	17,624	
May	17,638	
June	17,633	

### QUALITY

	Quantity	Base Number	Contract	AT	Region	England
% of FP17s for the same patient ID Re-attending within 3 months - Children	65	1,111	5.9%	9.6%	11.1%	11.6%
% of FP17s for the same patient ID Re-attending within 3 months - Adults	371	3,953	9.4%	13.9%	15.3%	15.5%
% of FP17s for the same patient ID Re-attending between 3 & 9 months - Children	592	1,111	53.3%	61.8%	61.1%	58.8%
% of FP17s for the same patient ID Re-attending between 3 & 9 months - Adults	1,872	3,953	47.4%	53.1%	52.3%	51.1%
% of FP17s for Band 1 Urgent Courses	265	4,569	5.8%	9.9%	9.5%	9.0%
% of FP17s Relating to Free Repair or Replacements	21	4,569	0.5%	0.6%	0.7%	0.8%
% of FP17s Relating to Continuations	39	4,569	0.9%	0.9%	0.8%	0.9%
% of Patients satisfied with the dentistry they have received	4	4	N/A	92.6%	93.6%	93.3%
% of Patients satisfied with the time they had to wait for an appointment	3	4	N/A	89.8%	88.8%	88.9%

\* This is based on patients treated on this contract for their most recent course of treatment. Figures in italics indicate the base number of FP17s or Patient Questionnaire responses are less than 100. N/A is shown where the base number of responses is less than 10 during the period. % is calculated as Quantity/Base number\*100

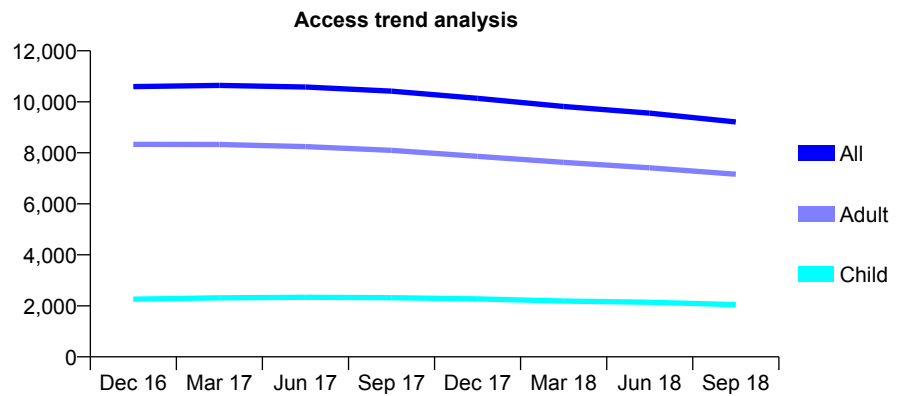
## Q70 - Vital Signs At a Glance Contract Report for 101338/0132 - September 2018

Name or company name	Whitecross Dental Care Limited
Contract type name	GDS Contract
Purpose of contract	General
Contract start date	01/09/2011
Contract end date	

18/19 Contracted general activity (UDA)	22,493
Carry forward general activity (UDA)	0
18/19 Contracted orthodontic activity (UOA)	0
Carry forward orthodontic activity (UOA)	0
Baseline contract value	£604,943.37

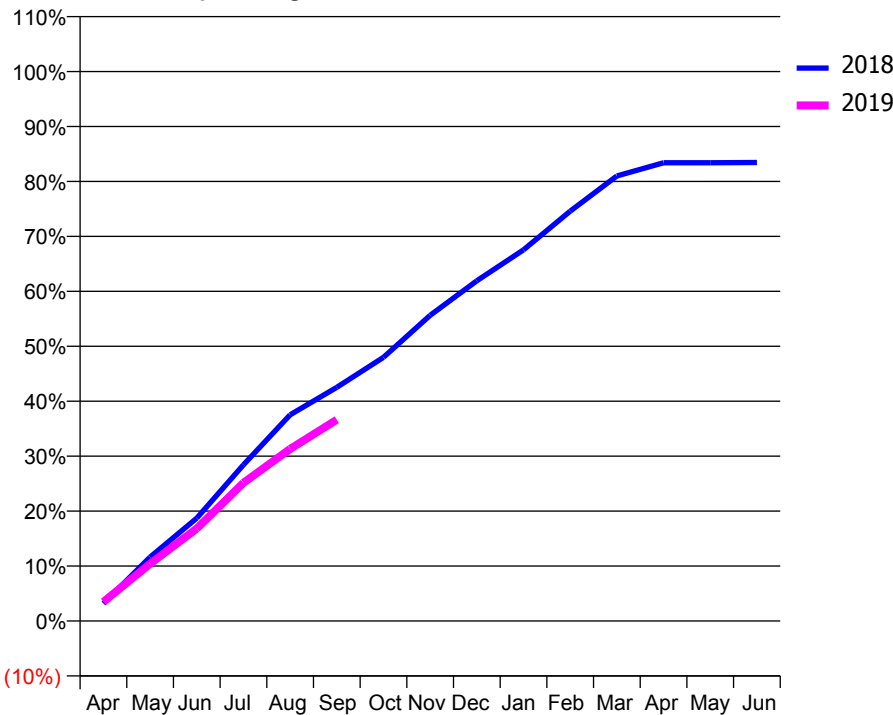
### ACCESS\*

Patients seen in 24 months	Total	Change since previous quarter
Quarter ending September 2017	10,420	
Quarter ending December 2017	10,135	↓
Quarter ending March 2018	9,815	↓
Quarter ending June 2018	9,553	↓
Quarter ending September 2018	9,210	↓
<b>Variance since September 2017</b>	<b>(11.6%)</b>	<b>↓</b>



### ACTIVITY

Cumulative percentage of contracted UDA delivered 2018 & 2019



Month	Adjusted Scheduled Activity (UDA)	
	2018	2019
April	716	784
May	2,617	2,346
June	4,211	3,785
July	6,394	5,658
August	8,441	7,046
September	9,565	8,241
October	10,791	
November	12,513	
December	13,927	
January	15,194	
February	16,775	
March	18,220	
April	18,757	
May	18,760	
June	18,769	

### QUALITY

	Quantity	Base Number	Contract	AT	Region	England
% of FP17s for the same patient ID Re-attending within 3 months - Children	47	1,021	4.6%	9.6%	11.1%	11.6%
% of FP17s for the same patient ID Re-attending within 3 months - Adults	407	3,618	11.2%	13.9%	15.3%	15.5%
% of FP17s for the same patient ID Re-attending between 3 & 9 months - Children	426	1,021	41.7%	61.8%	61.1%	58.8%
% of FP17s for the same patient ID Re-attending between 3 & 9 months - Adults	1,263	3,618	34.9%	53.1%	52.3%	51.1%
% of FP17s for Band 1 Urgent Courses	455	4,325	10.5%	9.9%	9.5%	9.0%
% of FP17s Relating to Free Repair or Replacements	47	4,325	1.1%	0.6%	0.7%	0.8%
% of FP17s Relating to Continuations	43	4,325	1.0%	0.9%	0.8%	0.9%
% of Patients satisfied with the dentistry they have received	6	6	N/A	92.6%	93.6%	93.3%
% of Patients satisfied with the time they had to wait for an appointment	6	6	N/A	89.8%	88.8%	88.9%

\* This is based on patients treated on this contract for their most recent course of treatment. Figures in italics indicate the base number of FP17s or Patient Questionnaire responses are less than 100. N/A is shown where the base number of responses is less than 10 during the period. % is calculated as Quantity/Base number\*100

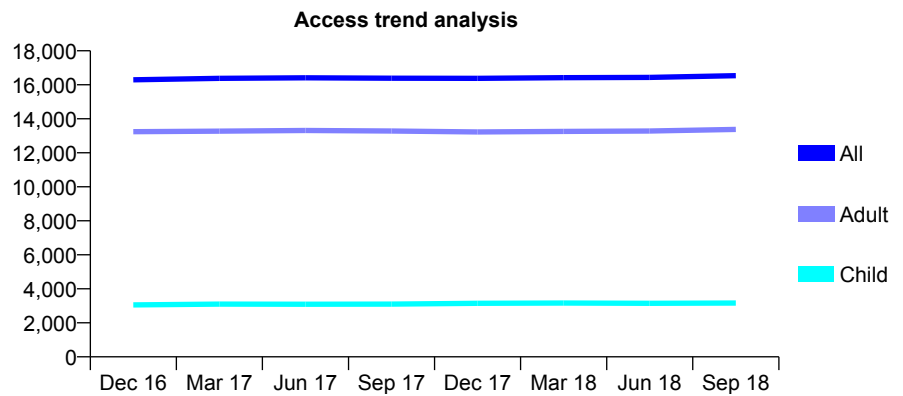
## Q70 - Vital Signs At a Glance Contract Report for 101338/0133 - September 2018

Name or company name	Whitecross Dental Care Limited
Contract type name	GDS Contract
Purpose of contract	General
Contract start date	01/09/2011
Contract end date	

18/19 Contracted general activity (UDA)	40,500
Carry forward general activity (UDA)	0
18/19 Contracted orthodontic activity (UOA)	0
Carry forward orthodontic activity (UOA)	0
Baseline contract value	£1,192,964.06

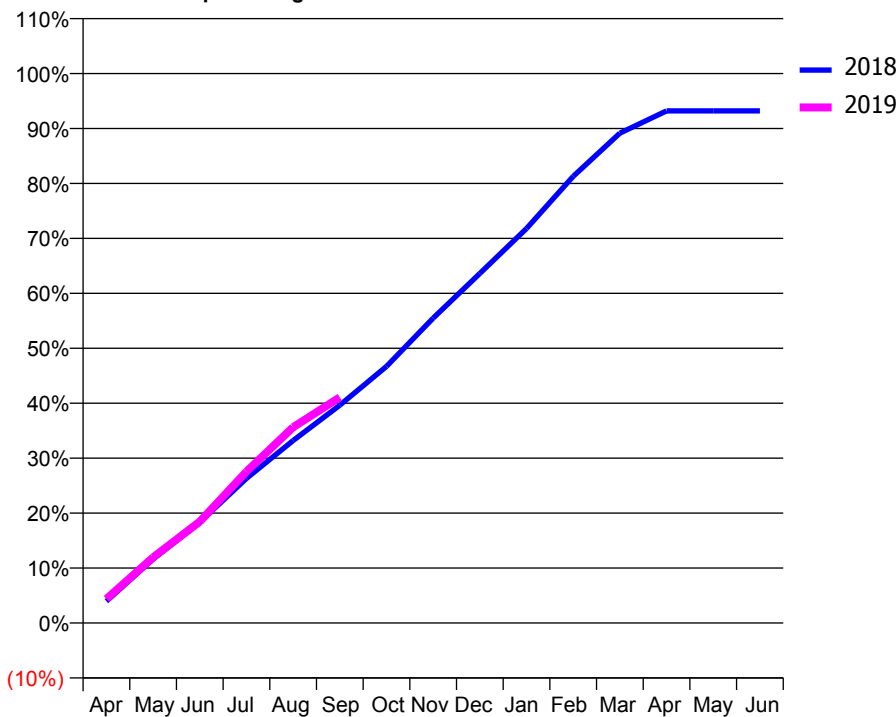
### ACCESS\*

Patients seen in 24 months	Total	Change since previous quarter
Quarter ending September 2017	16,389	
Quarter ending December 2017	16,377	→
Quarter ending March 2018	16,423	→
Quarter ending June 2018	16,433	→
Quarter ending September 2018	16,540	→
<b>Variance since September 2017</b>	<b>0.9%</b>	<b>→</b>



### ACTIVITY

Cumulative percentage of contracted UDA delivered 2018 & 2019



Month	Adjusted Scheduled Activity (UDA)	
	2018	2019
April	1,607	1,772
May	4,716	4,844
June	7,425	7,476
July	10,660	11,157
August	13,452	14,430
September	16,057	16,630
October	18,913	
November	22,467	
December	25,765	
January	29,078	
February	32,923	
March	36,101	
April	37,744	
May	37,742	
June	37,746	

### QUALITY

	Quantity	Base Number	Contract	AT	Region	England
% of FP17s for the same patient ID Re-attending within 3 months - Children	125	2,481	5.0%	9.6%	11.1%	11.6%
% of FP17s for the same patient ID Re-attending within 3 months - Adults	1,041	8,746	11.9%	13.9%	15.3%	15.5%
% of FP17s for the same patient ID Re-attending between 3 & 9 months - Children	1,657	2,481	66.8%	61.8%	61.1%	58.8%
% of FP17s for the same patient ID Re-attending between 3 & 9 months - Adults	4,070	8,746	46.5%	53.1%	52.3%	51.1%
% of FP17s for Band 1 Urgent Courses	636	9,787	6.5%	9.9%	9.5%	9.0%
% of FP17s Relating to Free Repair or Replacements	45	9,787	0.5%	0.6%	0.7%	0.8%
% of FP17s Relating to Continuations	133	9,787	1.4%	0.9%	0.8%	0.9%
% of Patients satisfied with the dentistry they have received	8	8	N/A	92.6%	93.6%	93.3%
% of Patients satisfied with the time they had to wait for an appointment	8	8	N/A	89.8%	88.8%	88.9%

\* This is based on patients treated on this contract for their most recent course of treatment. Figures in italics indicate the base number of FP17s or Patient Questionnaire responses are less than 100. N/A is shown where the base number of responses is less than 10 during the period. % is calculated as Quantity/Base number\*100

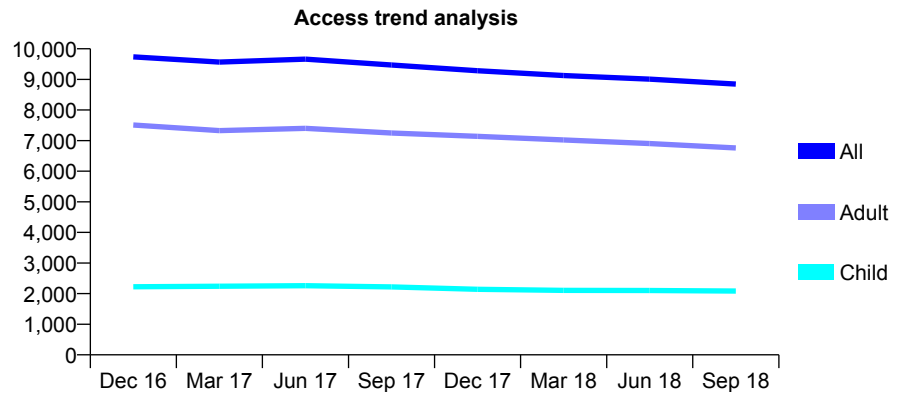
## Q70 - Vital Signs At a Glance Contract Report for 101362/0039 - September 2018

Name or company name	Rodericks Dental Limited
Contract type name	GDS Contract
Purpose of contract	General
Contract start date	03/10/2011
Contract end date	

18/19 Contracted general activity (UDA)	26,613
Carry forward general activity (UDA)	0
18/19 Contracted orthodontic activity (UOA)	0
Carry forward orthodontic activity (UOA)	0
Baseline contract value	£735,193.05

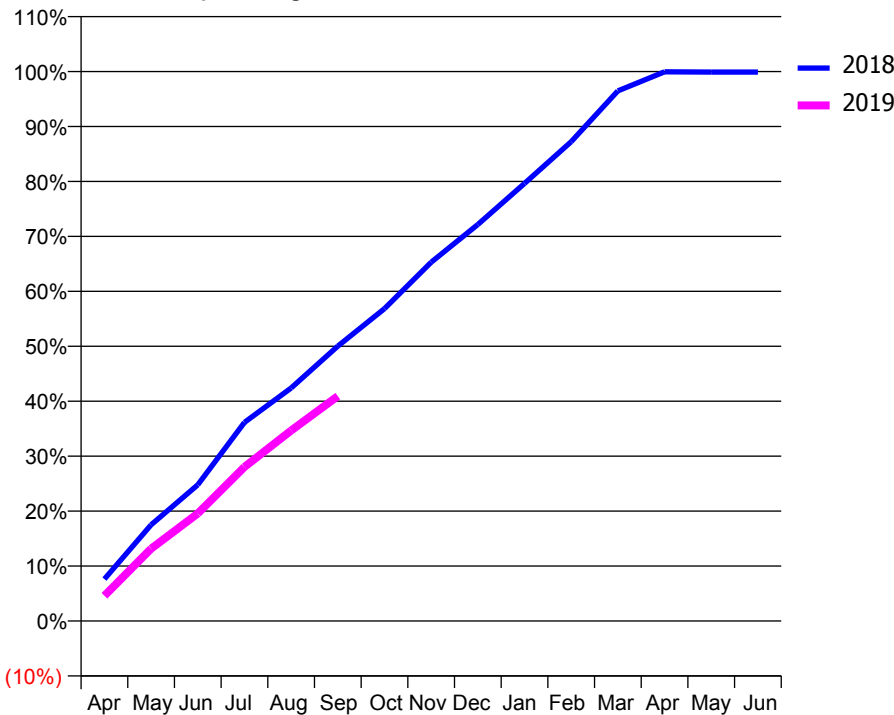
### ACCESS\*

Patients seen in 24 months	Total	Change since previous quarter
Quarter ending September 2017	9,469	
Quarter ending December 2017	9,283	↓
Quarter ending March 2018	9,128	↓
Quarter ending June 2018	9,008	↓
Quarter ending September 2018	8,849	↓
<b>Variance since September 2017</b>	<b>(6.5%)</b>	<b>↓</b>



### ACTIVITY

Cumulative percentage of contracted UDA delivered 2018 & 2019



Month	Adjusted Scheduled Activity (UDA)	
	2018	2019
April	2,033	1,226
May	4,658	3,502
June	6,599	5,209
July	9,617	7,459
August	11,285	9,225
September	13,312	10,893
October	15,131	
November	17,376	
December	19,200	
January	21,192	
February	23,212	
March	25,675	
April	26,599	
May	26,588	
June	26,584	

### QUALITY

	Quantity	Base Number	Contract	AT	Region	England
% of FP17s for the same patient ID Re-attending within 3 months - Children	150	1,489	10.1%	9.6%	11.1%	11.6%
% of FP17s for the same patient ID Re-attending within 3 months - Adults	646	4,182	15.4%	13.9%	15.3%	15.5%
% of FP17s for the same patient ID Re-attending between 3 & 9 months - Children	818	1,489	54.9%	61.8%	61.1%	58.8%
% of FP17s for the same patient ID Re-attending between 3 & 9 months - Adults	1,630	4,182	39.0%	53.1%	52.3%	51.1%
% of FP17s for Band 1 Urgent Courses	1,649	5,255	31.4%	9.9%	9.5%	9.0%
% of FP17s Relating to Free Repair or Replacements	37	5,255	0.7%	0.6%	0.7%	0.8%
% of FP17s Relating to Continuations	18	5,255	0.3%	0.9%	0.8%	0.9%
% of Patients satisfied with the dentistry they have received	11	13	84.6%	92.6%	93.6%	93.3%
% of Patients satisfied with the time they had to wait for an appointment	10	13	76.9%	89.8%	88.8%	88.9%

\* This is based on patients treated on this contract for their most recent course of treatment. Figures in italics indicate the base number of FP17s or Patient Questionnaire responses are less than 100. N/A is shown where the base number of responses is less than 10 during the period. % is calculated as Quantity/Base number\*100

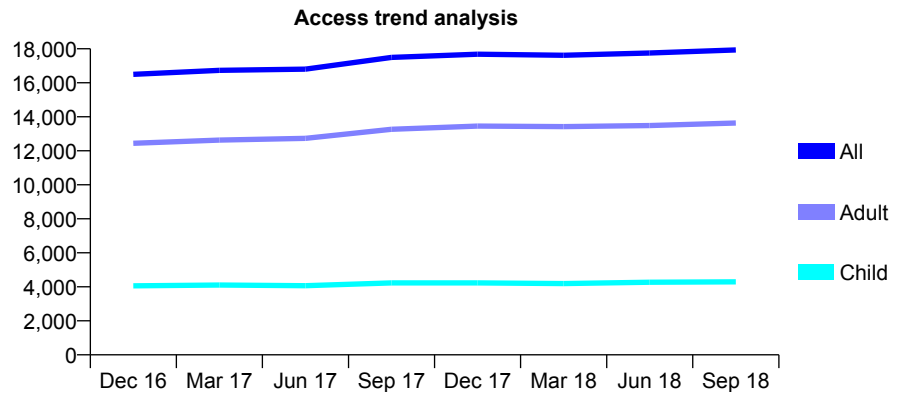
## Q70 - Vital Signs At a Glance Contract Report for 101362/0043 - September 2018

Name or company name	Rodericks Dental Limited
Contract type name	GDS Contract
Purpose of contract	General
Contract start date	11/02/2012
Contract end date	

18/19 Contracted general activity (UDA)	52,655
Carry forward general activity (UDA)	0
18/19 Contracted orthodontic activity (UOA)	0
Carry forward orthodontic activity (UOA)	0
Baseline contract value	£1,379,814.61

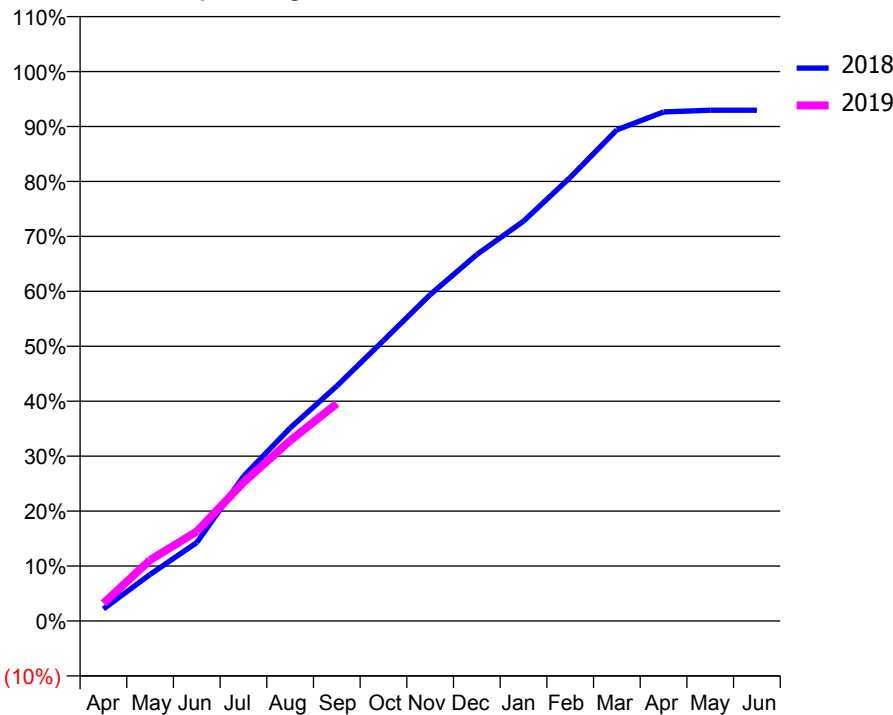
### ACCESS\*

Patients seen in 24 months	Total	Change since previous quarter
Quarter ending September 2017	17,495	
Quarter ending December 2017	17,680	→
Quarter ending March 2018	17,618	→
Quarter ending June 2018	17,752	→
Quarter ending September 2018	17,932	→
<b>Variance since September 2017</b>	<b>2.5%</b>	<b>↑</b>



### ACTIVITY

Cumulative percentage of contracted UDA delivered 2018 & 2019



Month	Adjusted Scheduled Activity (UDA)	
	2018	2019
April	1,162	1,694
May	4,465	5,846
June	7,521	8,584
July	13,862	13,281
August	18,499	17,279
September	22,527	20,840
October	26,884	
November	31,271	
December	35,123	
January	38,319	
February	42,509	
March	47,072	
April	48,784	
May	48,951	
June	48,950	

### QUALITY

	Quantity	Base Number	Contract	AT	Region	England
% of FP17s for the same patient ID Re-attending within 3 months - Children	204	2,840	7.2%	9.6%	11.1%	11.6%
% of FP17s for the same patient ID Re-attending within 3 months - Adults	1,242	7,908	15.7%	13.9%	15.3%	15.5%
% of FP17s for the same patient ID Re-attending between 3 & 9 months - Children	1,498	2,840	52.7%	61.8%	61.1%	58.8%
% of FP17s for the same patient ID Re-attending between 3 & 9 months - Adults	3,641	7,908	46.0%	53.1%	52.3%	51.1%
% of FP17s for Band 1 Urgent Courses	1,129	9,851	11.5%	9.9%	9.5%	9.0%
% of FP17s Relating to Free Repair or Replacements	75	9,851	0.8%	0.6%	0.7%	0.8%
% of FP17s Relating to Continuations	24	9,851	0.2%	0.9%	0.8%	0.9%
% of Patients satisfied with the dentistry they have received	8	8	N/A	92.6%	93.6%	93.3%
% of Patients satisfied with the time they had to wait for an appointment	7	8	N/A	89.8%	88.8%	88.9%

\* This is based on patients treated on this contract for their most recent course of treatment. Figures in italics indicate the base number of FP17s or Patient Questionnaire responses are less than 100. N/A is shown where the base number of responses is less than 10 during the period. % is calculated as Quantity/Base number\*100

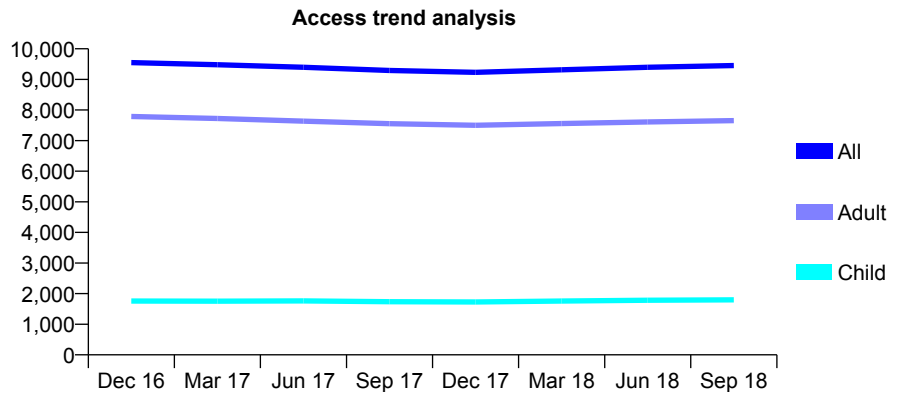
## Q70 - Vital Signs At a Glance Contract Report for 101435/0008 - September 2018

Name or company name	IDH Limited
Contract type name	GDS Contract
Purpose of contract	General
Contract start date	01/04/2006
Contract end date	

18/19 Contracted general activity (UDA)	31,000
Carry forward general activity (UDA)	0
18/19 Contracted orthodontic activity (UOA)	0
Carry forward orthodontic activity (UOA)	0
Baseline contract value	£750,624.69

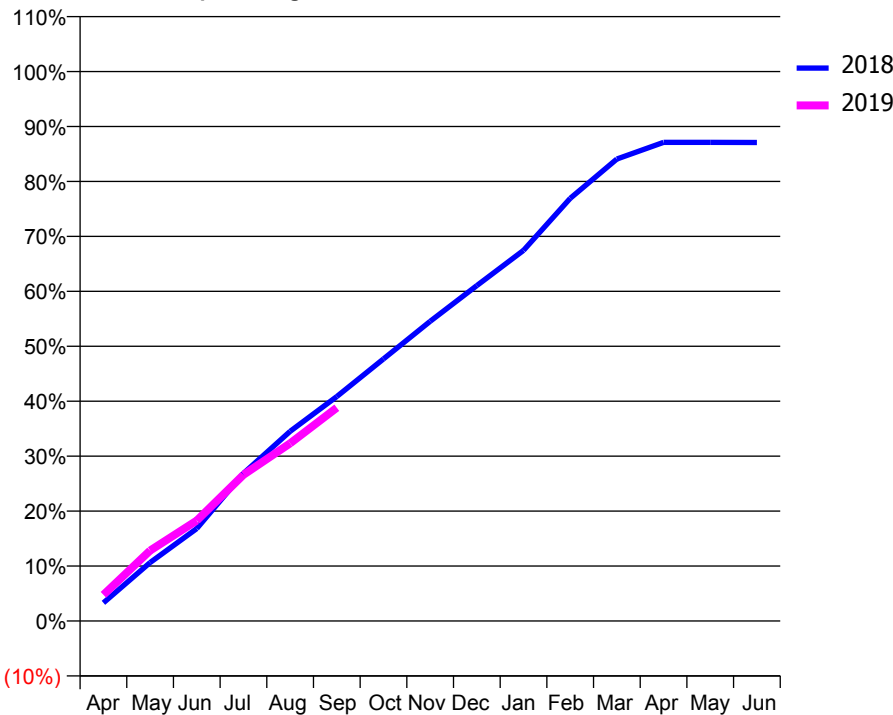
### ACCESS\*

Patients seen in 24 months	Total	Change since previous quarter
Quarter ending September 2017	9,290	
Quarter ending December 2017	9,230	→
Quarter ending March 2018	9,314	→
Quarter ending June 2018	9,395	→
Quarter ending September 2018	9,454	→
<b>Variance since September 2017</b>	<b>1.8%</b>	<b>→</b>



### ACTIVITY

Cumulative percentage of contracted UDA delivered 2018 & 2019



Month	Adjusted Scheduled Activity (UDA)	
	2018	2019
April	1,025	1,480
May	3,302	3,978
June	5,221	5,670
July	8,329	8,250
August	10,699	10,023
September	12,661	12,030
October	14,790	
November	16,904	
December	18,924	
January	20,911	
February	23,846	
March	26,061	
April	27,000	
May	27,001	
June	26,998	

### QUALITY

	Quantity	Base Number	Contract	AT	Region	England
% of FP17s for the same patient ID Re-attending within 3 months - Children	52	1,123	4.6%	9.6%	11.1%	11.6%
% of FP17s for the same patient ID Re-attending within 3 months - Adults	409	4,175	9.8%	13.9%	15.3%	15.5%
% of FP17s for the same patient ID Re-attending between 3 & 9 months - Children	524	1,123	46.7%	61.8%	61.1%	58.8%
% of FP17s for the same patient ID Re-attending between 3 & 9 months - Adults	1,530	4,175	36.6%	53.1%	52.3%	51.1%
% of FP17s for Band 1 Urgent Courses	178	4,973	3.6%	9.9%	9.5%	9.0%
% of FP17s Relating to Free Repair or Replacements	34	4,973	0.7%	0.6%	0.7%	0.8%
% of FP17s Relating to Continuations	102	4,973	2.1%	0.9%	0.8%	0.9%
% of Patients satisfied with the dentistry they have received	1	1	N/A	92.6%	93.6%	93.3%
% of Patients satisfied with the time they had to wait for an appointment	1	1	N/A	89.8%	88.8%	88.9%

\* This is based on patients treated on this contract for their most recent course of treatment. Figures in italics indicate the base number of FP17s or Patient Questionnaire responses are less than 100. N/A is shown where the base number of responses is less than 10 during the period. % is calculated as Quantity/Base number\*100

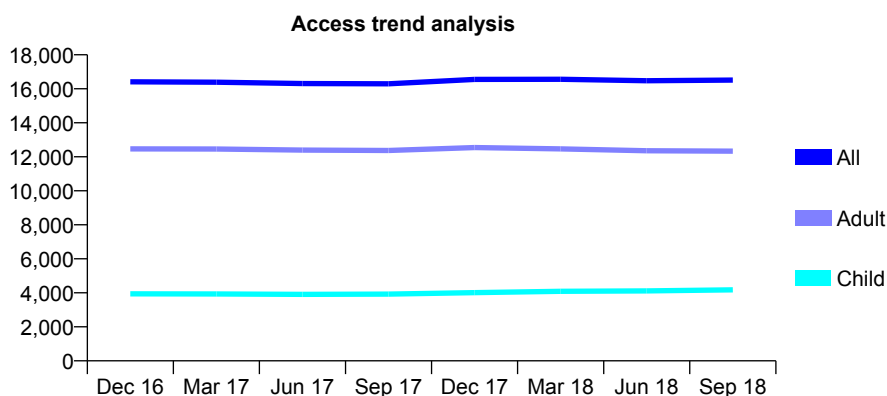
## Q70 - Vital Signs At a Glance Contract Report for 101435/0016 - September 2018

Name or company name	IDH Limited
Contract type name	GDS Contract
Purpose of contract	General
Contract start date	01/04/2006
Contract end date	

18/19 Contracted general activity (UDA)	47,133
Carry forward general activity (UDA)	0
18/19 Contracted orthodontic activity (UOA)	0
Carry forward orthodontic activity (UOA)	0
Baseline contract value	£1,052,675.21

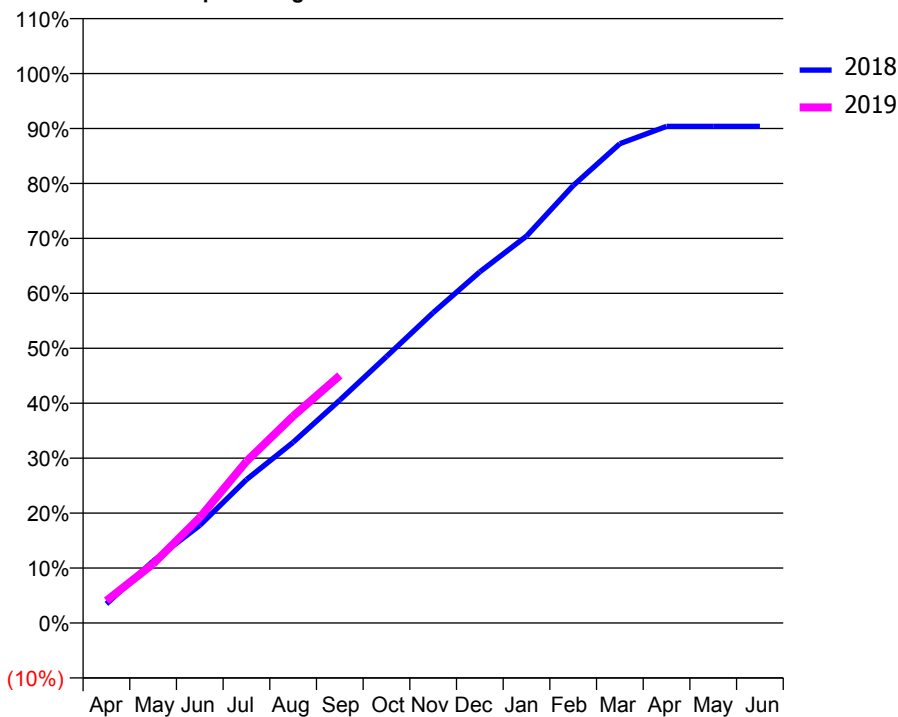
### ACCESS\*

Patients seen in 24 months	Total	Change since previous quarter
Quarter ending September 2017	16,297	
Quarter ending December 2017	16,553	→
Quarter ending March 2018	16,558	→
Quarter ending June 2018	16,472	→
Quarter ending September 2018	16,516	→
<b>Variance since September 2017</b>	<b>1.3%</b>	<b>→</b>



### ACTIVITY

Cumulative percentage of contracted UDA delivered 2018 & 2019



Adjusted Scheduled Activity (UDA)		
Month	2018	2019
April	1,643	1,912
May	5,315	5,067
June	8,380	9,050
July	12,305	13,865
August	15,505	17,747
September	19,121	21,234
October	22,859	
November	26,622	
December	30,126	
January	33,186	
February	37,524	
March	41,110	
April	42,597	
May	42,596	
June	42,596	

### QUALITY

	Quantity	Base Number	Contract	AT	Region	England
% of FP17s for the same patient ID Re-attending within 3 months - Children	161	3,113	5.2%	9.6%	11.1%	11.6%
% of FP17s for the same patient ID Re-attending within 3 months - Adults	739	7,982	9.3%	13.9%	15.3%	15.5%
% of FP17s for the same patient ID Re-attending between 3 & 9 months - Children	1,850	3,113	59.4%	61.8%	61.1%	58.8%
% of FP17s for the same patient ID Re-attending between 3 & 9 months - Adults	4,156	7,982	52.1%	53.1%	52.3%	51.1%
% of FP17s for Band 1 Urgent Courses	471	10,454	4.5%	9.9%	9.5%	9.0%
% of FP17s Relating to Free Repair or Replacements	37	10,454	0.4%	0.6%	0.7%	0.8%
% of FP17s Relating to Continuations	127	10,454	1.2%	0.9%	0.8%	0.9%
% of Patients satisfied with the dentistry they have received	5	5	N/A	92.6%	93.6%	93.3%
% of Patients satisfied with the time they had to wait for an appointment	4	5	N/A	89.8%	88.8%	88.9%

\* This is based on patients treated on this contract for their most recent course of treatment. Figures in italics indicate the base number of FP17s or Patient Questionnaire responses are less than 100. N/A is shown where the base number of responses is less than 10 during the period. % is calculated as Quantity/Base number\*100



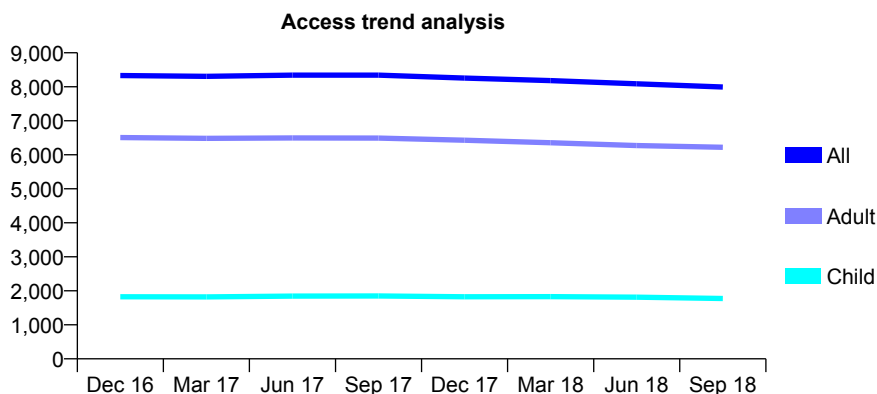
## Q70 - Vital Signs At a Glance Contract Report for 101435/0022 - September 2018

Name or company name	IDH Limited
Contract type name	GDS Contract
Purpose of contract	General
Contract start date	01/04/2006
Contract end date	

18/19 Contracted general activity (UDA)	23,473
Carry forward general activity (UDA)	0
18/19 Contracted orthodontic activity (UOA)	0
Carry forward orthodontic activity (UOA)	0
Baseline contract value	£560,631.66

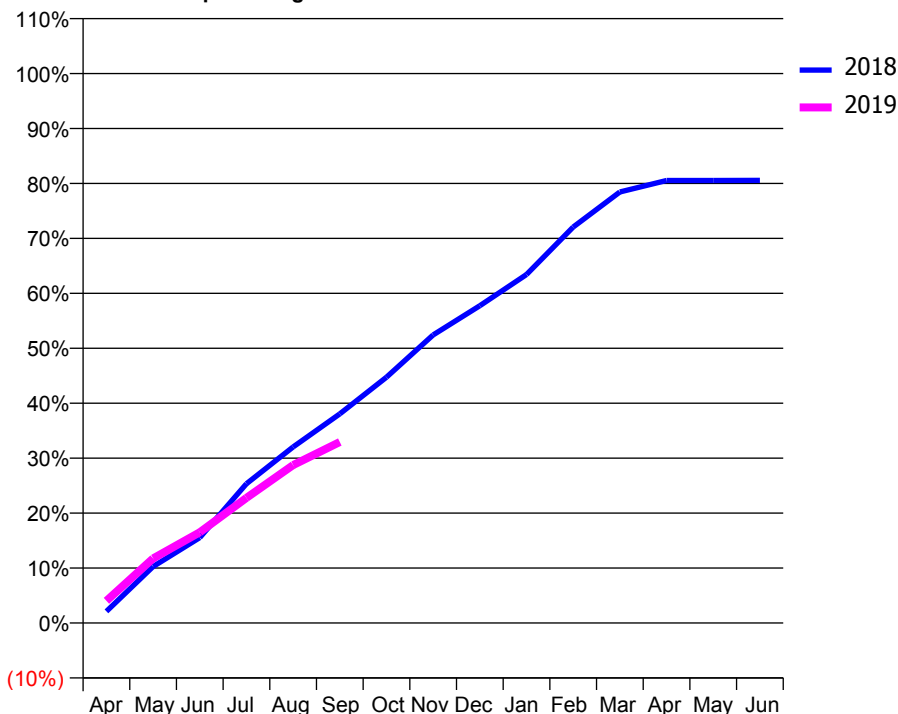
### ACCESS\*

Patients seen in 24 months	Total	Change since previous quarter
Quarter ending September 2017	8,343	
Quarter ending December 2017	8,255	↓
Quarter ending March 2018	8,183	→
Quarter ending June 2018	8,089	↓
Quarter ending September 2018	7,995	↓
<b>Variance since September 2017</b>	<b>(4.2%)</b>	<b>↓</b>



### ACTIVITY

Cumulative percentage of contracted UDA delivered 2018 & 2019



Adjusted Scheduled Activity (UDA)

Month	2018	2019
April	497	949
May	2,414	2,761
June	3,646	3,874
July	5,949	5,346
August	7,521	6,746
September	8,932	7,734
October	10,502	
November	12,308	
December	13,556	
January	14,885	
February	16,914	
March	18,414	
April	18,902	
May	18,906	
June	18,907	

### QUALITY

	Quantity	Base Number	Contract	AT	Region	England
% of FP17s for the same patient ID Re-attending within 3 months - Children	35	938	3.7%	9.6%	11.1%	11.6%
% of FP17s for the same patient ID Re-attending within 3 months - Adults	312	3,170	9.8%	13.9%	15.3%	15.5%
% of FP17s for the same patient ID Re-attending between 3 & 9 months - Children	358	938	38.2%	61.8%	61.1%	58.8%
% of FP17s for the same patient ID Re-attending between 3 & 9 months - Adults	1,027	3,170	32.4%	53.1%	52.3%	51.1%
% of FP17s for Band 1 Urgent Courses	290	3,867	7.5%	9.9%	9.5%	9.0%
% of FP17s Relating to Free Repair or Replacements	14	3,867	0.4%	0.6%	0.7%	0.8%
% of FP17s Relating to Continuations	33	3,867	0.9%	0.9%	0.8%	0.9%
% of Patients satisfied with the dentistry they have received	0	0	N/A	92.6%	93.6%	93.3%
% of Patients satisfied with the time they had to wait for an appointment	0	0	N/A	89.8%	88.8%	88.9%

\* This is based on patients treated on this contract for their most recent course of treatment. Figures in italics indicate the base number of FP17s or Patient Questionnaire responses are less than 100. N/A is shown where the base number of responses is less than 10 during the period. % is calculated as Quantity/Base number\*100

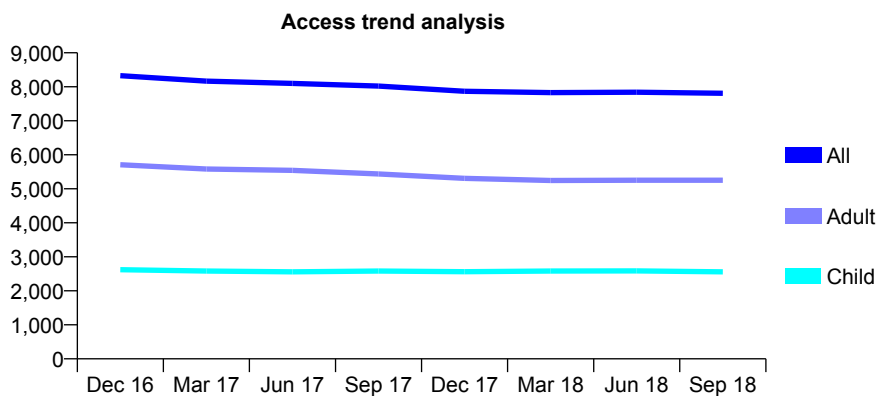
## Q70 - Vital Signs At a Glance Contract Report for 101435/0023 - September 2018

Name or company name	IDH Limited
Contract type name	GDS Contract
Purpose of contract	General
Contract start date	01/04/2006
Contract end date	

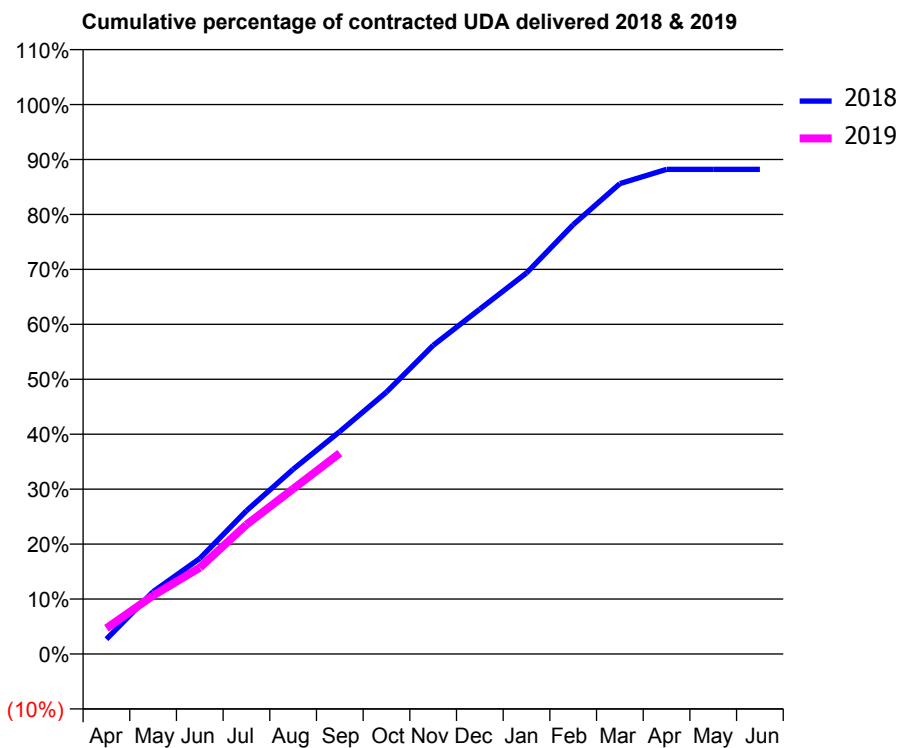
18/19 Contracted general activity (UDA)	21,343
Carry forward general activity (UDA)	0
18/19 Contracted orthodontic activity (UOA)	0
Carry forward orthodontic activity (UOA)	0
Baseline contract value	£614,436.14

### ACCESS\*

Patients seen in 24 months	Total	Change since previous quarter
Quarter ending September 2017	8,020	
Quarter ending December 2017	7,870	↓
Quarter ending March 2018	7,830	→
Quarter ending June 2018	7,841	→
Quarter ending September 2018	7,811	→
<b>Variance since September 2017</b>	<b>(2.6%)</b>	<b>↓</b>



### ACTIVITY



Adjusted Scheduled Activity (UDA)		
Month	2018	2019
April	578	1,003
May	2,421	2,271
June	3,709	3,352
July	5,565	5,028
August	7,176	6,413
September	8,641	7,801
October	10,176	
November	11,986	
December	13,395	
January	14,799	
February	16,673	
March	18,272	
April	18,826	
May	18,826	
June	18,825	

### QUALITY

	Quantity	Base Number	Contract	AT	Region	England
% of FP17s for the same patient ID Re-attending within 3 months - Children	55	1,581	3.5%	9.6%	11.1%	11.6%
% of FP17s for the same patient ID Re-attending within 3 months - Adults	174	2,688	6.5%	13.9%	15.3%	15.5%
% of FP17s for the same patient ID Re-attending between 3 & 9 months - Children	882	1,581	55.8%	61.8%	61.1%	58.8%
% of FP17s for the same patient ID Re-attending between 3 & 9 months - Adults	1,368	2,688	50.9%	53.1%	52.3%	51.1%
% of FP17s for Band 1 Urgent Courses	146	4,028	3.6%	9.9%	9.5%	9.0%
% of FP17s Relating to Free Repair or Replacements	9	4,028	0.2%	0.6%	0.7%	0.8%
% of FP17s Relating to Continuations	36	4,028	0.9%	0.9%	0.8%	0.9%
% of Patients satisfied with the dentistry they have received	4	4	N/A	92.6%	93.6%	93.3%
% of Patients satisfied with the time they had to wait for an appointment	4	4	N/A	89.8%	88.8%	88.9%

\* This is based on patients treated on this contract for their most recent course of treatment. Figures in italics indicate the base number of FP17s or Patient Questionnaire responses are less than 100. N/A is shown where the base number of responses is less than 10 during the period. % is calculated as Quantity/Base number\*100

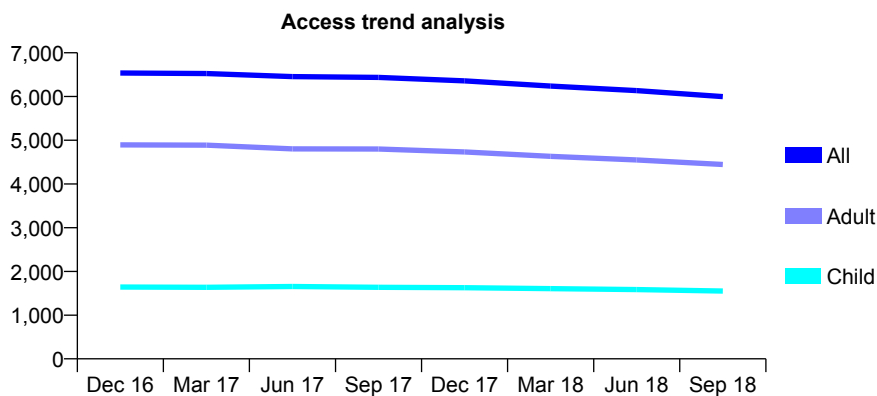
## Q70 - Vital Signs At a Glance Contract Report for 101435/0024 - September 2018

Name or company name	IDH Limited
Contract type name	GDS Contract
Purpose of contract	General
Contract start date	01/04/2006
Contract end date	

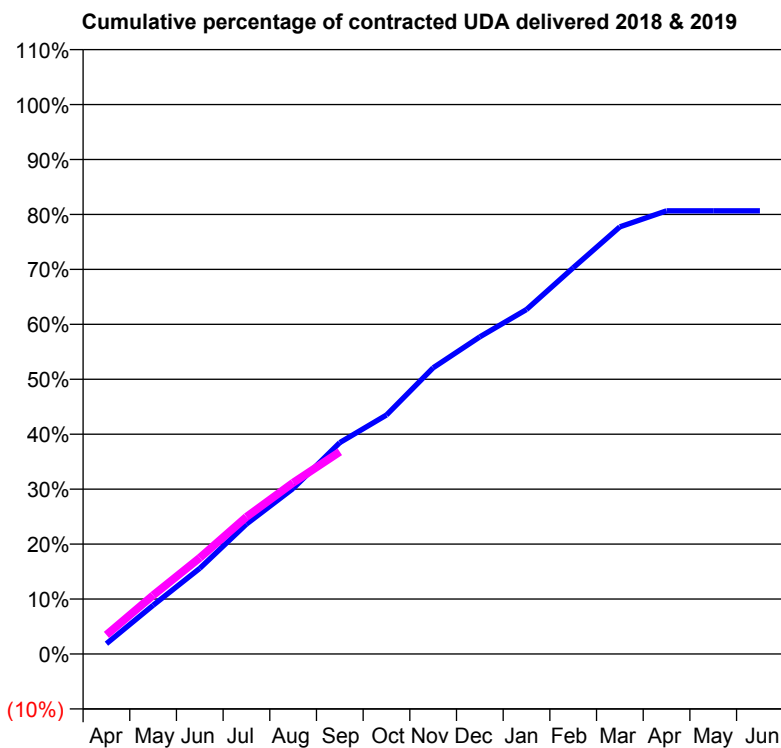
18/19 Contracted general activity (UDA)	16,619
Carry forward general activity (UDA)	0
18/19 Contracted orthodontic activity (UOA)	0
Carry forward orthodontic activity (UOA)	0
Baseline contract value	£363,719.57

### ACCESS\*

Patients seen in 24 months	Total	Change since previous quarter
Quarter ending September 2017	6,437	
Quarter ending December 2017	6,359	↓
Quarter ending March 2018	6,238	↓
Quarter ending June 2018	6,135	↓
Quarter ending September 2018	5,997	↓
<b>Variance since September 2017</b>	<b>(6.8%)</b>	<b>↓</b>



### ACTIVITY



Adjusted Scheduled Activity (UDA)		
Month	2018	2019
April	312	579
May	1,473	1,775
June	2,589	2,909
July	3,931	4,150
August	5,007	5,179
September	6,394	6,115
October	7,228	
November	8,656	
December	9,594	
January	10,420	
February	11,681	
March	12,921	
April	13,405	
May	13,404	
June	13,404	

### QUALITY

	Quantity	Base Number	Contract	AT	Region	England
% of FP17s for the same patient ID Re-attending within 3 months - Children	52	912	5.7%	9.6%	11.1%	11.6%
% of FP17s for the same patient ID Re-attending within 3 months - Adults	340	2,482	13.7%	13.9%	15.3%	15.5%
% of FP17s for the same patient ID Re-attending between 3 & 9 months - Children	404	912	44.3%	61.8%	61.1%	58.8%
% of FP17s for the same patient ID Re-attending between 3 & 9 months - Adults	906	2,482	36.5%	53.1%	52.3%	51.1%
% of FP17s for Band 1 Urgent Courses	335	3,163	10.6%	9.9%	9.5%	9.0%
% of FP17s Relating to Free Repair or Replacements	8	3,163	0.3%	0.6%	0.7%	0.8%
% of FP17s Relating to Continuations	29	3,163	0.9%	0.9%	0.8%	0.9%
% of Patients satisfied with the dentistry they have received	3	3	N/A	92.6%	93.6%	93.3%
% of Patients satisfied with the time they had to wait for an appointment	3	3	N/A	89.8%	88.8%	88.9%

\* This is based on patients treated on this contract for their most recent course of treatment. Figures in italics indicate the base number of FP17s or Patient Questionnaire responses are less than 100. N/A is shown where the base number of responses is less than 10 during the period. % is calculated as Quantity/Base number\*100

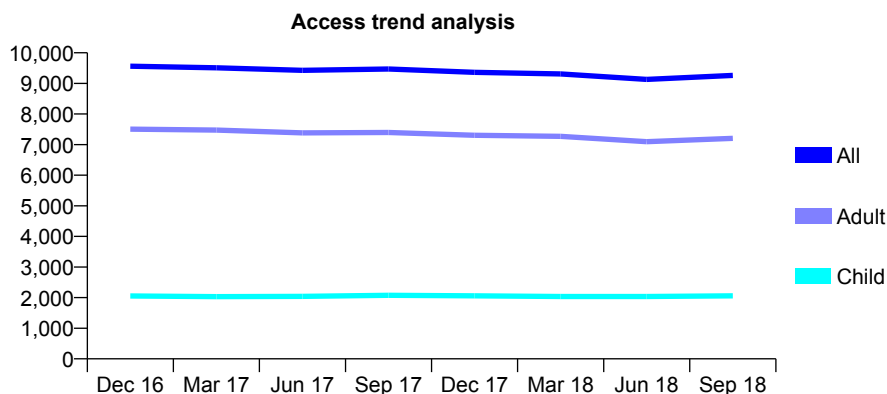
## Q70 - Vital Signs At a Glance Contract Report for 101435/0025 - September 2018

Name or company name	IDH Limited
Contract type name	GDS Contract
Purpose of contract	General
Contract start date	01/04/2006
Contract end date	

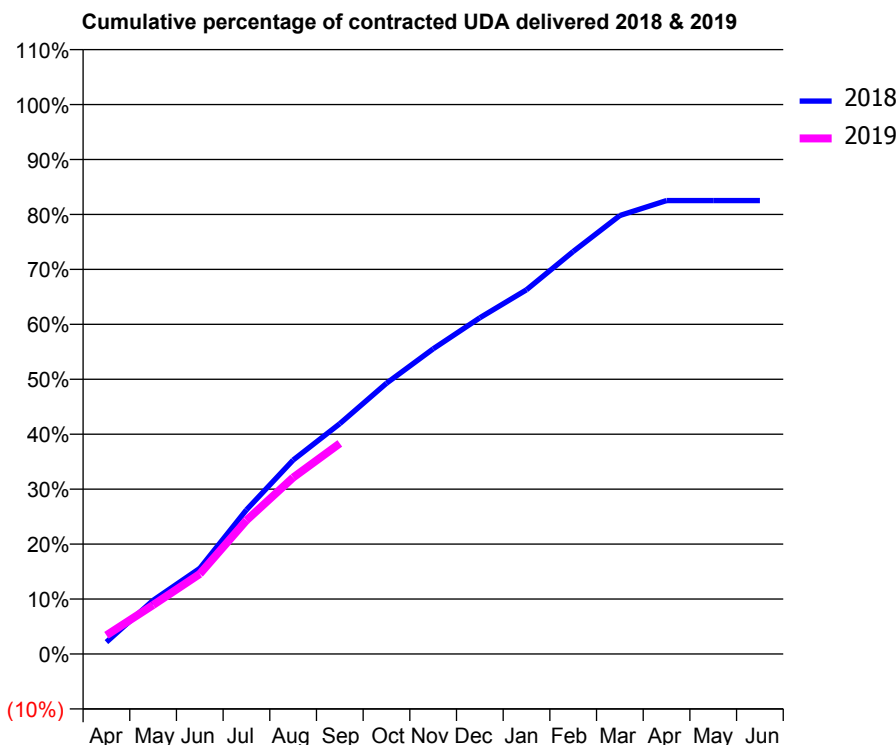
18/19 Contracted general activity (UDA)	26,500
Carry forward general activity (UDA)	0
18/19 Contracted orthodontic activity (UOA)	0
Carry forward orthodontic activity (UOA)	0
Baseline contract value	£668,137.35

### ACCESS\*

Patients seen in 24 months	Total	Change since previous quarter
Quarter ending September 2017	9,472	
Quarter ending December 2017	9,362	↓
Quarter ending March 2018	9,310	→
Quarter ending June 2018	9,130	↓
Quarter ending September 2018	9,263	→
<b>Variance since September 2017</b>	<b>(2.2%)</b>	<b>↓</b>



### ACTIVITY



Month	Adjusted Scheduled Activity (UDA)	
	2018	2019
April	577	906
May	2,587	2,364
June	4,131	3,861
July	6,952	6,449
August	9,350	8,509
September	11,107	10,154
October	13,058	
November	14,717	
December	16,213	
January	17,566	
February	19,413	
March	21,150	
April	21,868	
May	21,868	
June	21,865	

### QUALITY

	Quantity	Base Number	Contract	AT	Region	England
% of FP17s for the same patient ID Re-attending within 3 months - Children	60	1,304	4.6%	9.6%	11.1%	11.6%
% of FP17s for the same patient ID Re-attending within 3 months - Adults	424	4,105	10.3%	13.9%	15.3%	15.5%
% of FP17s for the same patient ID Re-attending between 3 & 9 months - Children	640	1,304	49.1%	61.8%	61.1%	58.8%
% of FP17s for the same patient ID Re-attending between 3 & 9 months - Adults	1,835	4,105	44.7%	53.1%	52.3%	51.1%
% of FP17s for Band 1 Urgent Courses	383	5,045	7.6%	9.9%	9.5%	9.0%
% of FP17s Relating to Free Repair or Replacements	25	5,045	0.5%	0.6%	0.7%	0.8%
% of FP17s Relating to Continuations	49	5,045	1.0%	0.9%	0.8%	0.9%
% of Patients satisfied with the dentistry they have received	5	6	N/A	92.6%	93.6%	93.3%
% of Patients satisfied with the time they had to wait for an appointment	5	6	N/A	89.8%	88.8%	88.9%

\* This is based on patients treated on this contract for their most recent course of treatment. Figures in italics indicate the base number of FP17s or Patient Questionnaire responses are less than 100. N/A is shown where the base number of responses is less than 10 during the period. % is calculated as Quantity/Base number\*100

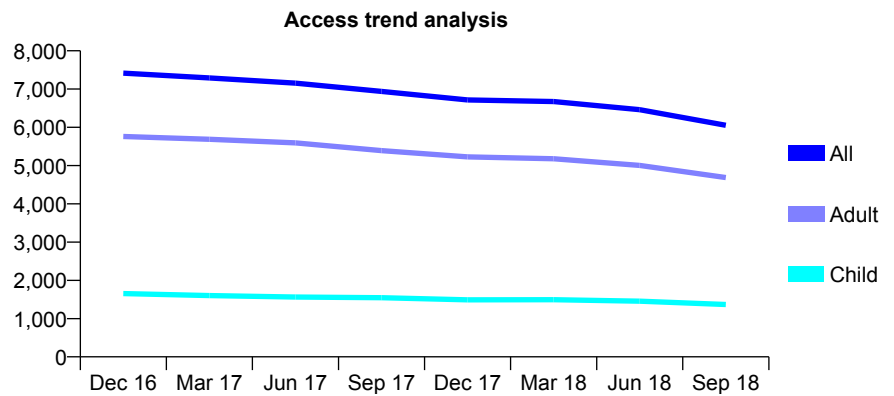
## Q70 - Vital Signs At a Glance Contract Report for 101435/0045 - September 2018

Name or company name	IDH Limited
Contract type name	GDS Contract
Purpose of contract	General
Contract start date	02/04/2006
Contract end date	

18/19 Contracted general activity (UDA)	24,500
Carry forward general activity (UDA)	0
18/19 Contracted orthodontic activity (UOA)	0
Carry forward orthodontic activity (UOA)	0
Baseline contract value	£569,514.29

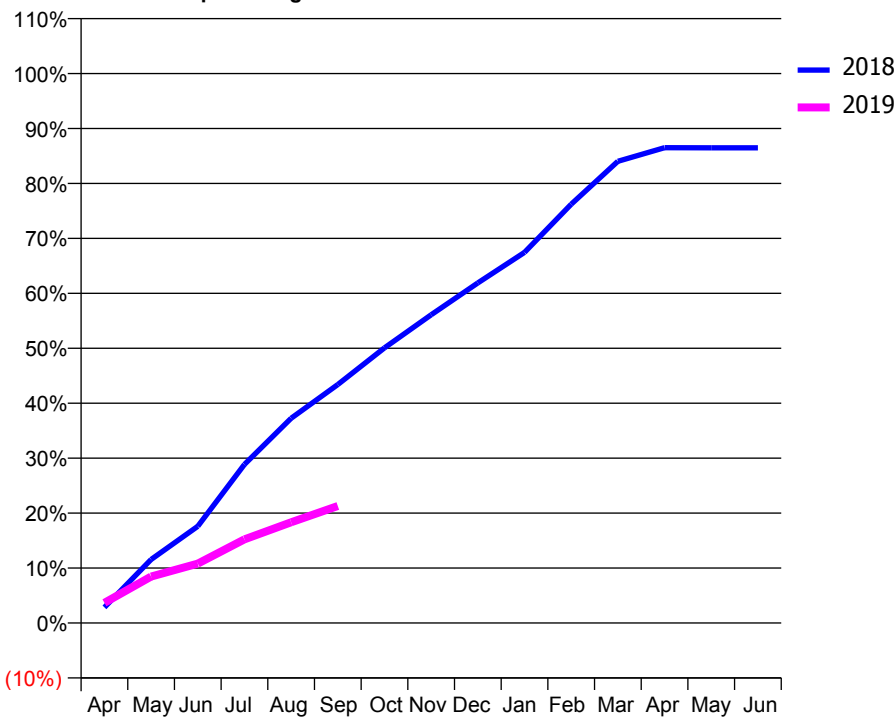
### ACCESS\*

Patients seen in 24 months	Total	Change since previous quarter
Quarter ending September 2017	6,937	
Quarter ending December 2017	6,716	↓
Quarter ending March 2018	6,672	→
Quarter ending June 2018	6,462	↓
Quarter ending September 2018	6,054	↓
<b>Variance since September 2017</b>	<b>(12.7%)</b>	<b>↓</b>



### ACTIVITY

Cumulative percentage of contracted UDA delivered 2018 & 2019



Month	Adjusted Scheduled Activity (UDA)	
	2018	2019
April	699	901
May	2,834	2,069
June	4,313	2,646
July	7,074	3,729
August	9,128	4,491
September	10,636	5,216
October	12,267	
November	13,744	
December	15,165	
January	16,526	
February	18,669	
March	20,587	
April	21,195	
May	21,189	
June	21,189	

### QUALITY

	Quantity	Base Number	Contract	AT	Region	England
% of FP17s for the same patient ID Re-attending within 3 months - Children	32	595	5.4%	9.6%	11.1%	11.6%
% of FP17s for the same patient ID Re-attending within 3 months - Adults	246	2,035	12.1%	13.9%	15.3%	15.5%
% of FP17s for the same patient ID Re-attending between 3 & 9 months - Children	305	595	51.3%	61.8%	61.1%	58.8%
% of FP17s for the same patient ID Re-attending between 3 & 9 months - Adults	1,048	2,035	51.5%	53.1%	52.3%	51.1%
% of FP17s for Band 1 Urgent Courses	241	2,377	10.1%	9.9%	9.5%	9.0%
% of FP17s Relating to Free Repair or Replacements	19	2,377	0.8%	0.6%	0.7%	0.8%
% of FP17s Relating to Continuations	9	2,377	0.4%	0.9%	0.8%	0.9%
% of Patients satisfied with the dentistry they have received	1	1	N/A	92.6%	93.6%	93.3%
% of Patients satisfied with the time they had to wait for an appointment	1	1	N/A	89.8%	88.8%	88.9%

\* This is based on patients treated on this contract for their most recent course of treatment. Figures in italics indicate the base number of FP17s or Patient Questionnaire responses are less than 100. N/A is shown where the base number of responses is less than 10 during the period. % is calculated as Quantity/Base number\*100

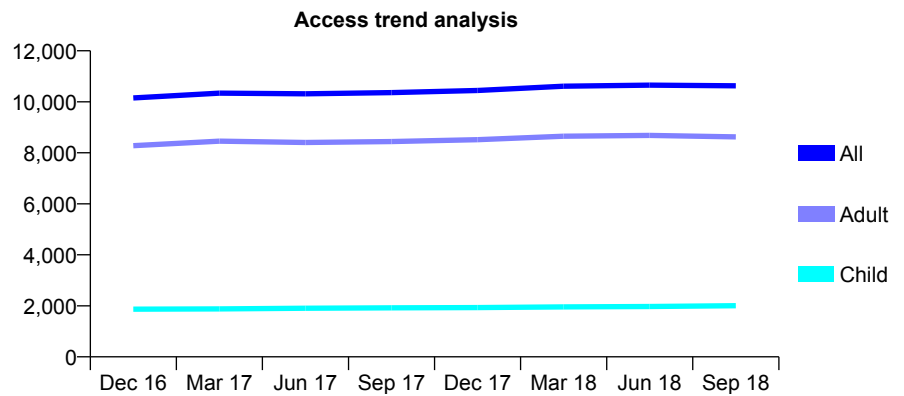
## Q70 - Vital Signs At a Glance Contract Report for 101435/0046 - September 2018

Name or company name	IDH Limited
Contract type name	GDS Contract
Purpose of contract	General
Contract start date	16/10/2006
Contract end date	

18/19 Contracted general activity (UDA)	28,000
Carry forward general activity (UDA)	119
18/19 Contracted orthodontic activity (UOA)	0
Carry forward orthodontic activity (UOA)	0
Baseline contract value	£677,983.61

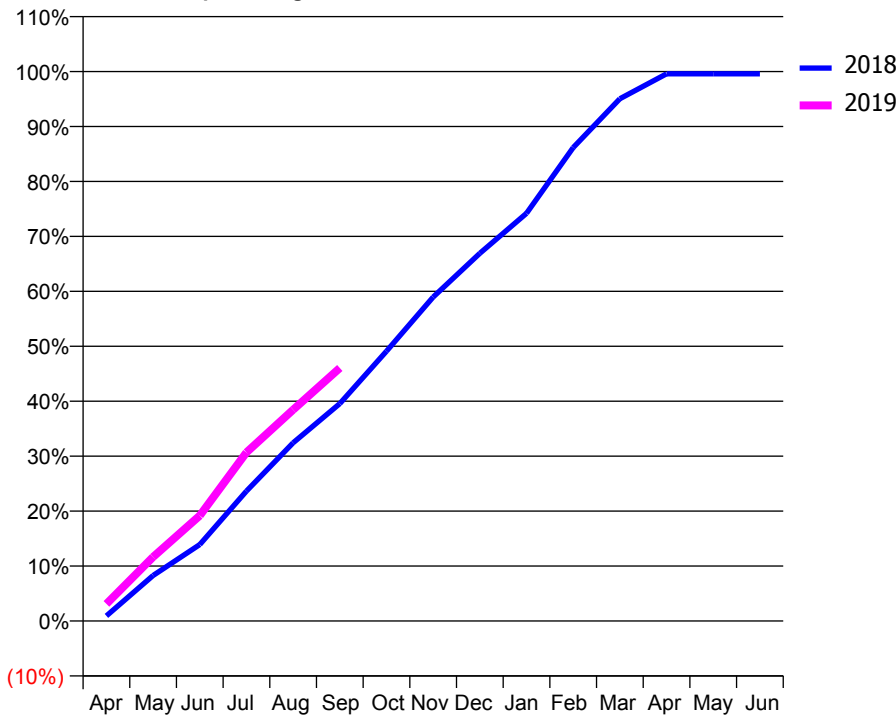
### ACCESS\*

Patients seen in 24 months	Total	Change since previous quarter
Quarter ending September 2017	10,363	
Quarter ending December 2017	10,446	→
Quarter ending March 2018	10,610	→
Quarter ending June 2018	10,656	→
Quarter ending September 2018	10,630	→
<b>Variance since September 2017</b>	<b>2.6%</b>	<b>↑</b>



### ACTIVITY

Cumulative percentage of contracted UDA delivered 2018 & 2019



Month	Adjusted Scheduled Activity (UDA)	
	2018	2019
April	260	872
May	2,320	3,263
June	3,895	5,373
July	6,619	8,594
August	9,080	10,763
September	11,082	12,895
October	13,751	
November	16,505	
December	18,735	
January	20,778	
February	24,128	
March	26,610	
April	27,883	
May	27,881	
June	27,880	

### QUALITY

	Quantity	Base Number	Contract	AT	Region	England
% of FP17s for the same patient ID Re-attending within 3 months - Children	63	1,333	4.7%	9.6%	11.1%	11.6%
% of FP17s for the same patient ID Re-attending within 3 months - Adults	683	5,356	12.8%	13.9%	15.3%	15.5%
% of FP17s for the same patient ID Re-attending between 3 & 9 months - Children	767	1,333	57.5%	61.8%	61.1%	58.8%
% of FP17s for the same patient ID Re-attending between 3 & 9 months - Adults	2,734	5,356	51.0%	53.1%	52.3%	51.1%
% of FP17s for Band 1 Urgent Courses	619	6,191	10.0%	9.9%	9.5%	9.0%
% of FP17s Relating to Free Repair or Replacements	16	6,191	0.3%	0.6%	0.7%	0.8%
% of FP17s Relating to Continuations	126	6,191	2.0%	0.9%	0.8%	0.9%
% of Patients satisfied with the dentistry they have received	2	2	N/A	92.6%	93.6%	93.3%
% of Patients satisfied with the time they had to wait for an appointment	0	2	N/A	89.8%	88.8%	88.9%

\* This is based on patients treated on this contract for their most recent course of treatment. Figures in italics indicate the base number of FP17s or Patient Questionnaire responses are less than 100. N/A is shown where the base number of responses is less than 10 during the period. % is calculated as Quantity/Base number\*100

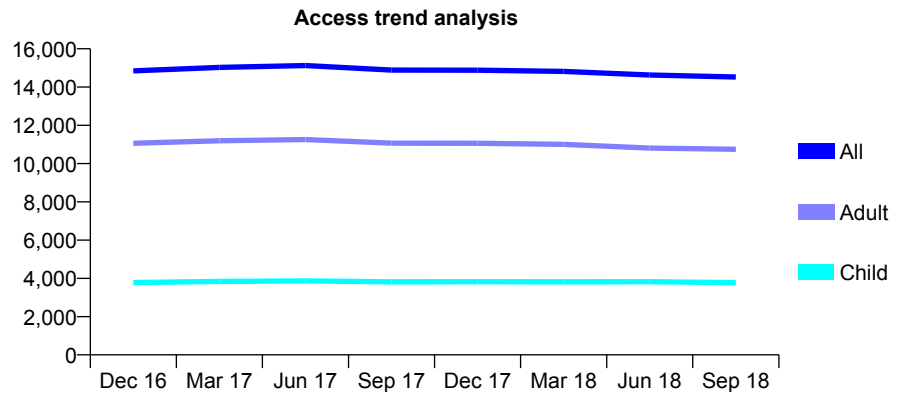
## Q70 - Vital Signs At a Glance Contract Report for 101435/0058 - September 2018

Name or company name	IDH Limited
Contract type name	GDS Contract
Purpose of contract	General
Contract start date	01/03/2007
Contract end date	

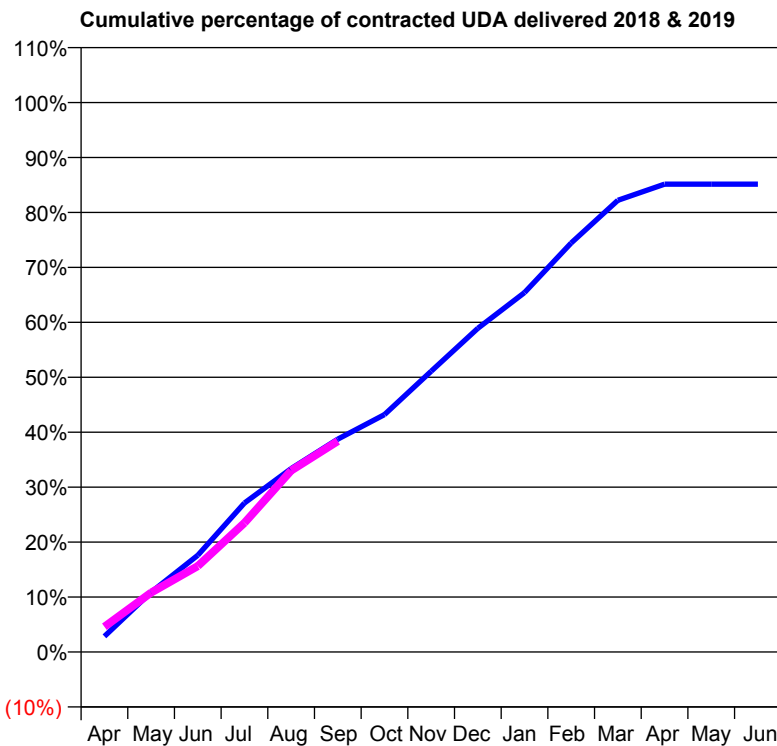
18/19 Contracted general activity (UDA)	45,500
Carry forward general activity (UDA)	0
18/19 Contracted orthodontic activity (UOA)	0
Carry forward orthodontic activity (UOA)	0
Baseline contract value	£1,053,484.08

### ACCESS\*

Patients seen in 24 months	Total	Change since previous quarter
Quarter ending September 2017	14,885	
Quarter ending December 2017	14,880	→
Quarter ending March 2018	14,821	→
Quarter ending June 2018	14,631	↓
Quarter ending September 2018	14,524	→
<b>Variance since September 2017</b>	<b>(2.4%)</b>	<b>↓</b>



### ACTIVITY



Month	Adjusted Scheduled Activity (UDA)	
	2018	2019
April	1,297	2,093
May	4,951	4,924
June	8,012	7,119
July	12,336	10,698
August	15,192	15,024
September	17,627	17,465
October	19,664	
November	23,249	
December	26,804	
January	29,757	
February	33,867	
March	37,402	
April	38,738	
May	38,738	
June	38,741	

### QUALITY

	Quantity	Base Number	Contract	AT	Region	England
% of FP17s for the same patient ID Re-attending within 3 months - Children	147	2,205	6.7%	9.6%	11.1%	11.6%
% of FP17s for the same patient ID Re-attending within 3 months - Adults	669	5,801	11.5%	13.9%	15.3%	15.5%
% of FP17s for the same patient ID Re-attending between 3 & 9 months - Children	1,093	2,205	49.6%	61.8%	61.1%	58.8%
% of FP17s for the same patient ID Re-attending between 3 & 9 months - Adults	2,532	5,801	43.6%	53.1%	52.3%	51.1%
% of FP17s for Band 1 Urgent Courses	939	7,455	12.6%	9.9%	9.5%	9.0%
% of FP17s Relating to Free Repair or Replacements	20	7,455	0.3%	0.6%	0.7%	0.8%
% of FP17s Relating to Continuations	91	7,455	1.2%	0.9%	0.8%	0.9%
% of Patients satisfied with the dentistry they have received	4	4	N/A	92.6%	93.6%	93.3%
% of Patients satisfied with the time they had to wait for an appointment	4	4	N/A	89.8%	88.8%	88.9%

\* This is based on patients treated on this contract for their most recent course of treatment. Figures in italics indicate the base number of FP17s or Patient Questionnaire responses are less than 100. N/A is shown where the base number of responses is less than 10 during the period. % is calculated as Quantity/Base number\*100



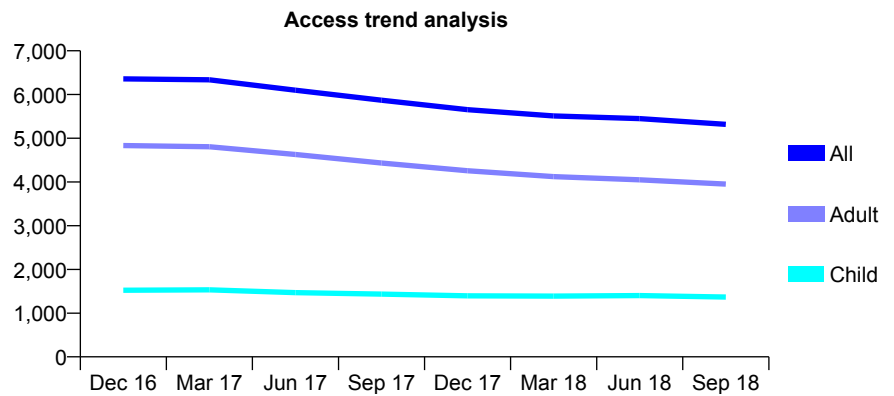
## Q70 - Vital Signs At a Glance Contract Report for 101435/0079 - September 2018

Name or company name	IDH Limited
Contract type name	GDS Contract
Purpose of contract	General
Contract start date	02/01/2008
Contract end date	

18/19 Contracted general activity (UDA)	17,000
Carry forward general activity (UDA)	0
18/19 Contracted orthodontic activity (UOA)	0
Carry forward orthodontic activity (UOA)	0
Baseline contract value	£413,665.69

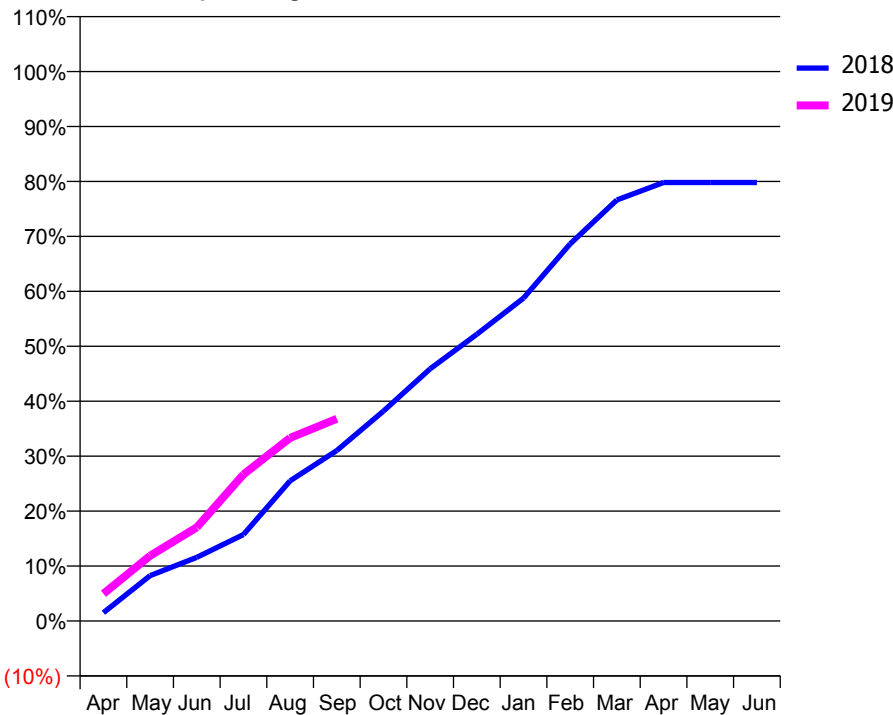
### ACCESS\*

Patients seen in 24 months	Total	Change since previous quarter
Quarter ending September 2017	5,870	
Quarter ending December 2017	5,653	↓
Quarter ending March 2018	5,511	↓
Quarter ending June 2018	5,448	↓
Quarter ending September 2018	5,319	↓
<b>Variance since September 2017</b>	<b>(9.4%)</b>	<b>↓</b>



### ACTIVITY

Cumulative percentage of contracted UDA delivered 2018 & 2019



Month	Adjusted Scheduled Activity (UDA)	
	2018	2019
April	259	843
May	1,403	2,021
June	1,969	2,898
July	2,676	4,535
August	4,337	5,668
September	5,275	6,256
October	6,497	
November	7,801	
December	8,873	
January	9,988	
February	11,670	
March	13,025	
April	13,567	
May	13,567	
June	13,567	

### QUALITY

	Quantity	Base Number	Contract	AT	Region	England
% of FP17s for the same patient ID Re-attending within 3 months - Children	52	948	5.5%	9.6%	11.1%	11.6%
% of FP17s for the same patient ID Re-attending within 3 months - Adults	330	2,609	12.6%	13.9%	15.3%	15.5%
% of FP17s for the same patient ID Re-attending between 3 & 9 months - Children	549	948	57.9%	61.8%	61.1%	58.8%
% of FP17s for the same patient ID Re-attending between 3 & 9 months - Adults	1,483	2,609	56.8%	53.1%	52.3%	51.1%
% of FP17s for Band 1 Urgent Courses	300	3,324	9.0%	9.9%	9.5%	9.0%
% of FP17s Relating to Free Repair or Replacements	24	3,324	0.7%	0.6%	0.7%	0.8%
% of FP17s Relating to Continuations	35	3,324	1.1%	0.9%	0.8%	0.9%
% of Patients satisfied with the dentistry they have received	3	3	N/A	92.6%	93.6%	93.3%
% of Patients satisfied with the time they had to wait for an appointment	3	3	N/A	89.8%	88.8%	88.9%

\* This is based on patients treated on this contract for their most recent course of treatment. Figures in italics indicate the base number of FP17s or Patient Questionnaire responses are less than 100. N/A is shown where the base number of responses is less than 10 during the period. % is calculated as Quantity/Base number\*100

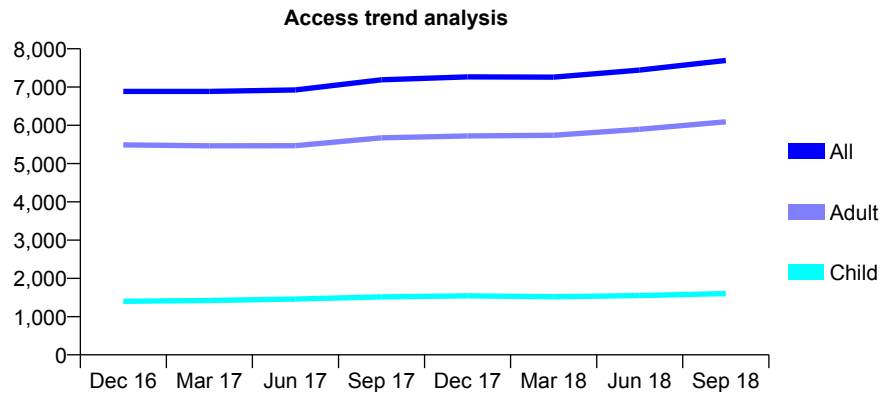
## Q70 - Vital Signs At a Glance Contract Report for 101435/0092 - September 2018

Name or company name	IDH Limited
Contract type name	GDS Contract
Purpose of contract	General
Contract start date	01/04/2008
Contract end date	

18/19 Contracted general activity (UDA)	22,500
Carry forward general activity (UDA)	0
18/19 Contracted orthodontic activity (UOA)	0
Carry forward orthodontic activity (UOA)	0
Baseline contract value	£544,808.25

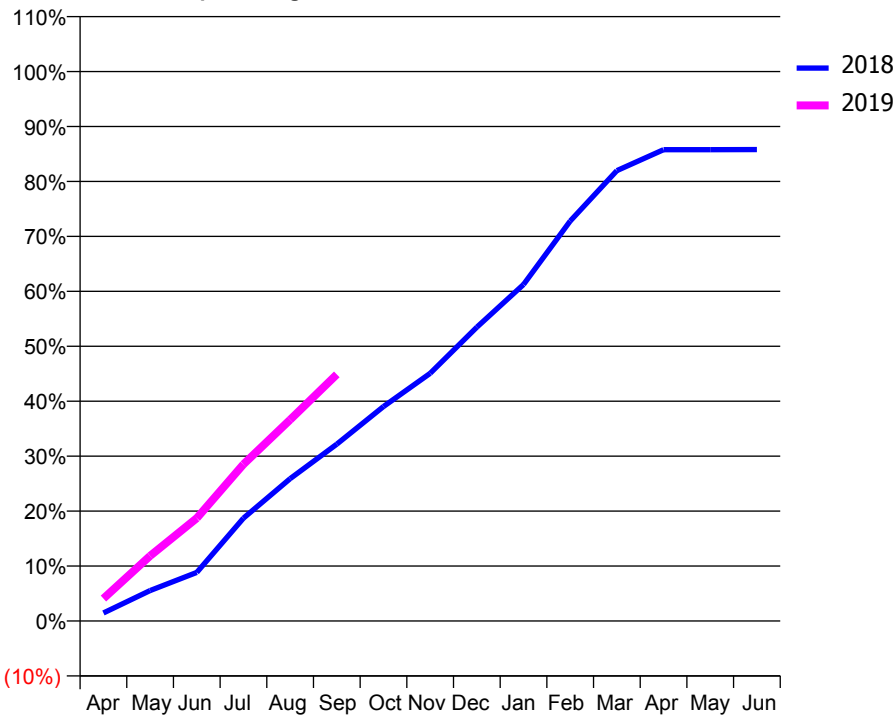
### ACCESS\*

Patients seen in 24 months	Total	Change since previous quarter
Quarter ending September 2017	7,190	
Quarter ending December 2017	7,267	→
Quarter ending March 2018	7,260	→
Quarter ending June 2018	7,444	↑
Quarter ending September 2018	7,696	↑
<b>Variance since September 2017</b>	<b>7.0%</b>	<b>↑</b>



### ACTIVITY

Cumulative percentage of contracted UDA delivered 2018 & 2019



Month	Adjusted Scheduled Activity (UDA)	
	2018	2019
April	329	921
May	1,250	2,670
June	1,989	4,210
July	4,210	6,416
August	5,829	8,242
September	7,242	10,096
October	8,780	
November	10,143	
December	12,031	
January	13,779	
February	16,379	
March	18,440	
April	19,296	
May	19,296	
June	19,303	

### QUALITY

	Quantity	Base Number	Contract	AT	Region	England
% of FP17s for the same patient ID Re-attending within 3 months - Children	35	1,231	2.8%	9.6%	11.1%	11.6%
% of FP17s for the same patient ID Re-attending within 3 months - Adults	397	4,396	9.0%	13.9%	15.3%	15.5%
% of FP17s for the same patient ID Re-attending between 3 & 9 months - Children	793	1,231	64.4%	61.8%	61.1%	58.8%
% of FP17s for the same patient ID Re-attending between 3 & 9 months - Adults	2,121	4,396	48.2%	53.1%	52.3%	51.1%
% of FP17s for Band 1 Urgent Courses	432	5,243	8.2%	9.9%	9.5%	9.0%
% of FP17s Relating to Free Repair or Replacements	31	5,243	0.6%	0.6%	0.7%	0.8%
% of FP17s Relating to Continuations	36	5,243	0.7%	0.9%	0.8%	0.9%
% of Patients satisfied with the dentistry they have received	3	3	N/A	92.6%	93.6%	93.3%
% of Patients satisfied with the time they had to wait for an appointment	3	3	N/A	89.8%	88.8%	88.9%

\* This is based on patients treated on this contract for their most recent course of treatment. Figures in italics indicate the base number of FP17s or Patient Questionnaire responses are less than 100. N/A is shown where the base number of responses is less than 10 during the period. % is calculated as Quantity/Base number\*100

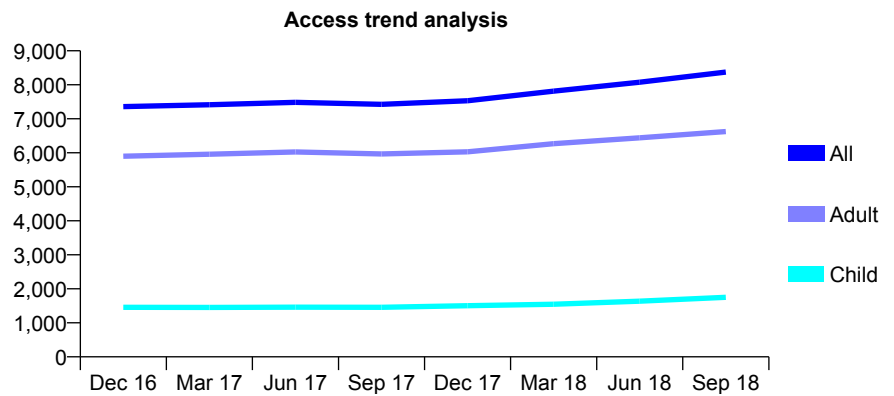
## Q70 - Vital Signs At a Glance Contract Report for 101435/0094 - September 2018

Name or company name	IDH Limited
Contract type name	GDS Contract
Purpose of contract	General
Contract start date	01/06/2008
Contract end date	

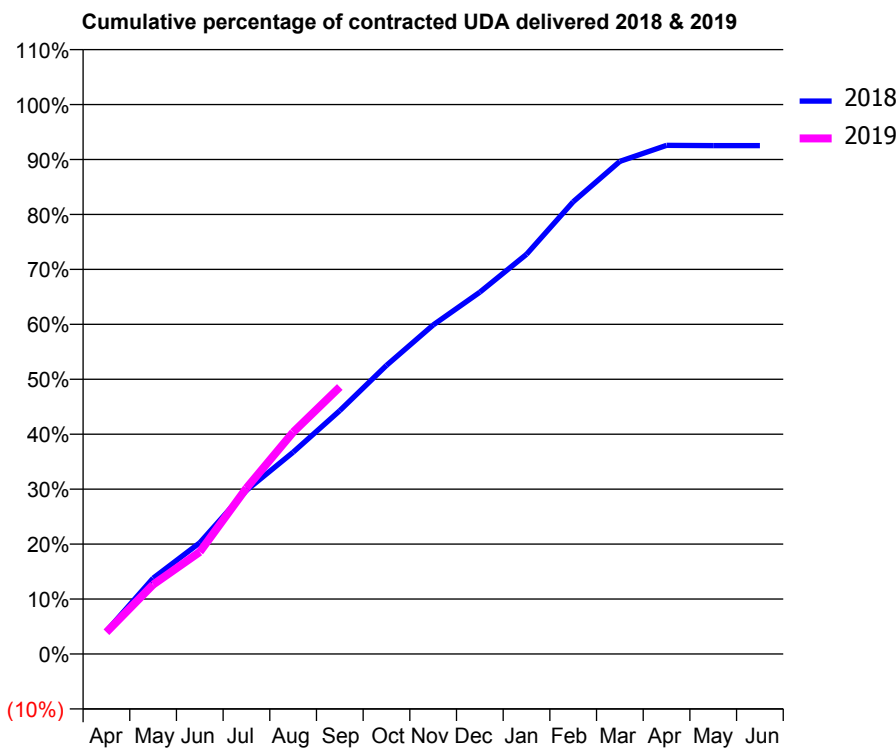
18/19 Contracted general activity (UDA)	20,873
Carry forward general activity (UDA)	0
18/19 Contracted orthodontic activity (UOA)	0
Carry forward orthodontic activity (UOA)	0
Baseline contract value	£477,445.63

### ACCESS\*

Patients seen in 24 months	Total	Change since previous quarter
Quarter ending September 2017	7,425	
Quarter ending December 2017	7,533	→
Quarter ending March 2018	7,815	↑
Quarter ending June 2018	8,076	↑
Quarter ending September 2018	8,375	↑
<b>Variance since September 2017</b>	<b>12.8%</b>	<b>↑</b>



### ACTIVITY



Month	Adjusted Scheduled Activity (UDA)	
	2018	2019
April	866	829
May	2,882	2,634
June	4,228	3,875
July	6,217	6,302
August	7,665	8,424
September	9,245	10,145
October	10,965	
November	12,498	
December	13,743	
January	15,184	
February	17,181	
March	18,713	
April	19,323	
May	19,313	
June	19,312	

### QUALITY

	Quantity	Base Number	Contract	AT	Region	England
% of FP17s for the same patient ID Re-attending within 3 months - Children	55	1,263	4.4%	9.6%	11.1%	11.6%
% of FP17s for the same patient ID Re-attending within 3 months - Adults	627	4,602	13.6%	13.9%	15.3%	15.5%
% of FP17s for the same patient ID Re-attending between 3 & 9 months - Children	687	1,263	54.4%	61.8%	61.1%	58.8%
% of FP17s for the same patient ID Re-attending between 3 & 9 months - Adults	2,276	4,602	49.5%	53.1%	52.3%	51.1%
% of FP17s for Band 1 Urgent Courses	729	5,522	13.2%	9.9%	9.5%	9.0%
% of FP17s Relating to Free Repair or Replacements	21	5,522	0.4%	0.6%	0.7%	0.8%
% of FP17s Relating to Continuations	29	5,522	0.5%	0.9%	0.8%	0.9%
% of Patients satisfied with the dentistry they have received	2	2	N/A	92.6%	93.6%	93.3%
% of Patients satisfied with the time they had to wait for an appointment	1	2	N/A	89.8%	88.8%	88.9%

\* This is based on patients treated on this contract for their most recent course of treatment. Figures in italics indicate the base number of FP17s or Patient Questionnaire responses are less than 100. N/A is shown where the base number of responses is less than 10 during the period. % is calculated as Quantity/Base number\*100

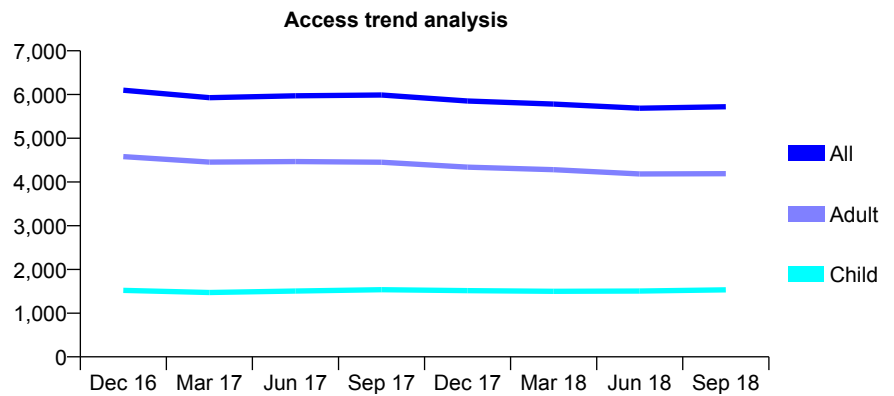
## Q70 - Vital Signs At a Glance Contract Report for 101435/0104 - September 2018

Name or company name	IDH Limited
Contract type name	GDS Contract
Purpose of contract	General
Contract start date	01/08/2008
Contract end date	

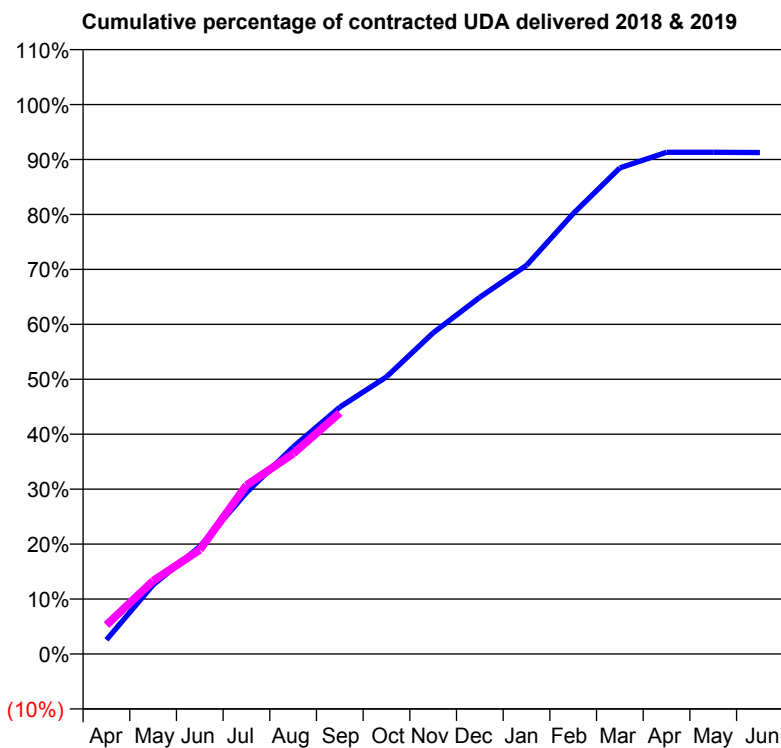
18/19 Contracted general activity (UDA)	18,500
Carry forward general activity (UDA)	0
18/19 Contracted orthodontic activity (UOA)	0
Carry forward orthodontic activity (UOA)	0
Baseline contract value	£454,728.52

### ACCESS\*

Patients seen in 24 months	Total	Change since previous quarter
Quarter ending September 2017	5,988	
Quarter ending December 2017	5,853	↓
Quarter ending March 2018	5,782	↓
Quarter ending June 2018	5,688	↓
Quarter ending September 2018	5,722	→
<b>Variance since September 2017</b>	<b>(4.4%)</b>	<b>↓</b>



### ACTIVITY



Month	Adjusted Scheduled Activity (UDA)	
	2018	2019
April	478	977
May	2,328	2,461
June	3,617	3,506
July	5,435	5,680
August	6,971	6,745
September	8,313	8,118
October	9,332	
November	10,813	
December	12,010	
January	13,084	
February	14,824	
March	16,365	
April	16,891	
May	16,892	
June	16,883	

### QUALITY

	Quantity	Base Number	Contract	AT	Region	England
% of FP17s for the same patient ID Re-attending within 3 months - Children	64	1,243	5.1%	9.6%	11.1%	11.6%
% of FP17s for the same patient ID Re-attending within 3 months - Adults	240	2,600	9.2%	13.9%	15.3%	15.5%
% of FP17s for the same patient ID Re-attending between 3 & 9 months - Children	782	1,243	62.9%	61.8%	61.1%	58.8%
% of FP17s for the same patient ID Re-attending between 3 & 9 months - Adults	1,403	2,600	54.0%	53.1%	52.3%	51.1%
% of FP17s for Band 1 Urgent Courses	163	3,602	4.5%	9.9%	9.5%	9.0%
% of FP17s Relating to Free Repair or Replacements	22	3,602	0.6%	0.6%	0.7%	0.8%
% of FP17s Relating to Continuations	43	3,602	1.2%	0.9%	0.8%	0.9%
% of Patients satisfied with the dentistry they have received	0	0	N/A	92.6%	93.6%	93.3%
% of Patients satisfied with the time they had to wait for an appointment	0	0	N/A	89.8%	88.8%	88.9%

\* This is based on patients treated on this contract for their most recent course of treatment. Figures in italics indicate the base number of FP17s or Patient Questionnaire responses are less than 100. N/A is shown where the base number of responses is less than 10 during the period. % is calculated as Quantity/Base number\*100

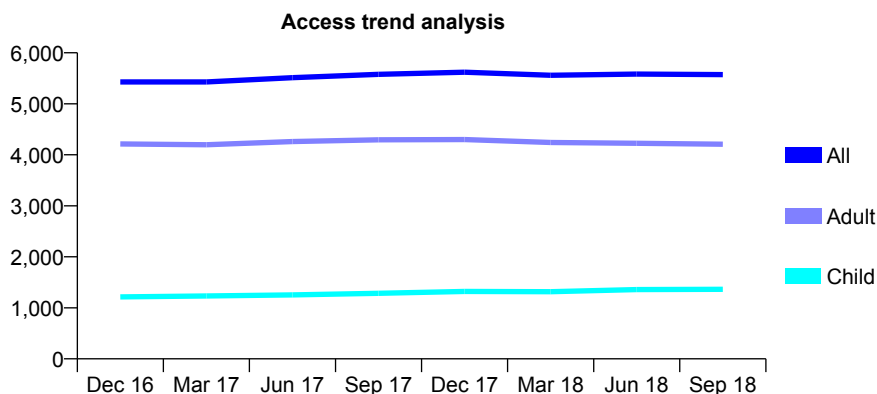
## Q70 - Vital Signs At a Glance Contract Report for 101435/0105 - September 2018

Name or company name	IDH Limited
Contract type name	GDS Contract
Purpose of contract	General
Contract start date	01/08/2008
Contract end date	

18/19 Contracted general activity (UDA)	13,500
Carry forward general activity (UDA)	0
18/19 Contracted orthodontic activity (UOA)	0
Carry forward orthodontic activity (UOA)	0
Baseline contract value	£326,767.58

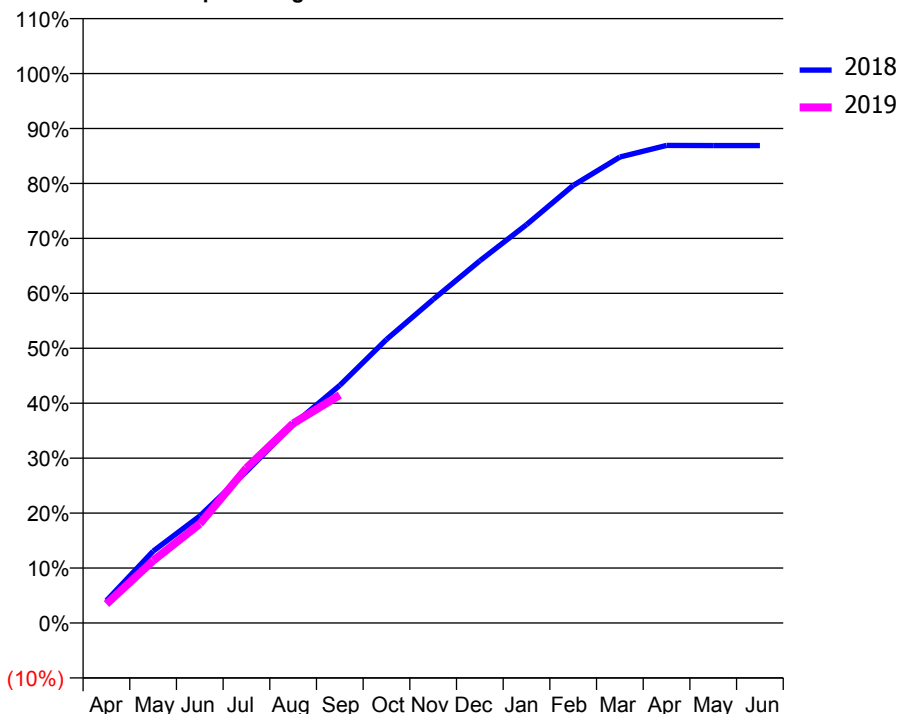
### ACCESS\*

Patients seen in 24 months	Total	Change since previous quarter
Quarter ending September 2017	5,579	
Quarter ending December 2017	5,620	→
Quarter ending March 2018	5,559	↓
Quarter ending June 2018	5,584	→
Quarter ending September 2018	5,572	→
<b>Variance since September 2017</b>	<b>(0.1%)</b>	<b>→</b>



### ACTIVITY

Cumulative percentage of contracted UDA delivered 2018 & 2019



Month	Adjusted Scheduled Activity (UDA)	
	2018	2019
April	548	468
May	1,765	1,532
June	2,628	2,436
July	3,724	3,808
August	4,876	4,904
September	5,840	5,602
October	6,966	
November	7,951	
December	8,899	
January	9,788	
February	10,751	
March	11,449	
April	11,732	
May	11,730	
June	11,730	

### QUALITY

	Quantity	Base Number	Contract	AT	Region	England
% of FP17s for the same patient ID Re-attending within 3 months - Children	38	1,008	3.8%	9.6%	11.1%	11.6%
% of FP17s for the same patient ID Re-attending within 3 months - Adults	261	2,771	9.4%	13.9%	15.3%	15.5%
% of FP17s for the same patient ID Re-attending between 3 & 9 months - Children	529	1,008	52.5%	61.8%	61.1%	58.8%
% of FP17s for the same patient ID Re-attending between 3 & 9 months - Adults	1,616	2,771	58.3%	53.1%	52.3%	51.1%
% of FP17s for Band 1 Urgent Courses	248	3,634	6.8%	9.9%	9.5%	9.0%
% of FP17s Relating to Free Repair or Replacements	19	3,634	0.5%	0.6%	0.7%	0.8%
% of FP17s Relating to Continuations	23	3,634	0.6%	0.9%	0.8%	0.9%
% of Patients satisfied with the dentistry they have received	3	3	N/A	92.6%	93.6%	93.3%
% of Patients satisfied with the time they had to wait for an appointment	3	3	N/A	89.8%	88.8%	88.9%

\* This is based on patients treated on this contract for their most recent course of treatment. Figures in italics indicate the base number of FP17s or Patient Questionnaire responses are less than 100. N/A is shown where the base number of responses is less than 10 during the period. % is calculated as Quantity/Base number\*100

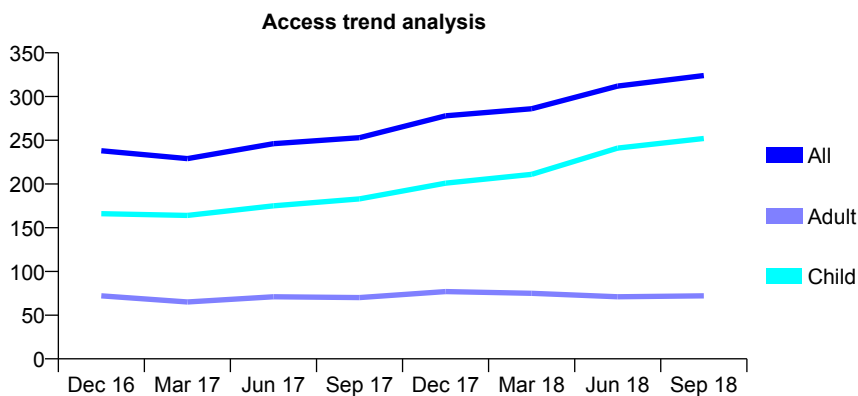
## Q70 - Vital Signs At a Glance Contract Report for 101680/0001 - September 2018

Name or company name	Mrs S Robinson
Contract type name	GDS Contract
Purpose of contract	General
Contract start date	01/09/2012
Contract end date	

18/19 Contracted general activity (UDA)	600
Carry forward general activity (UDA)	0
18/19 Contracted orthodontic activity (UOA)	0
Carry forward orthodontic activity (UOA)	0
Baseline contract value	£13,128.75

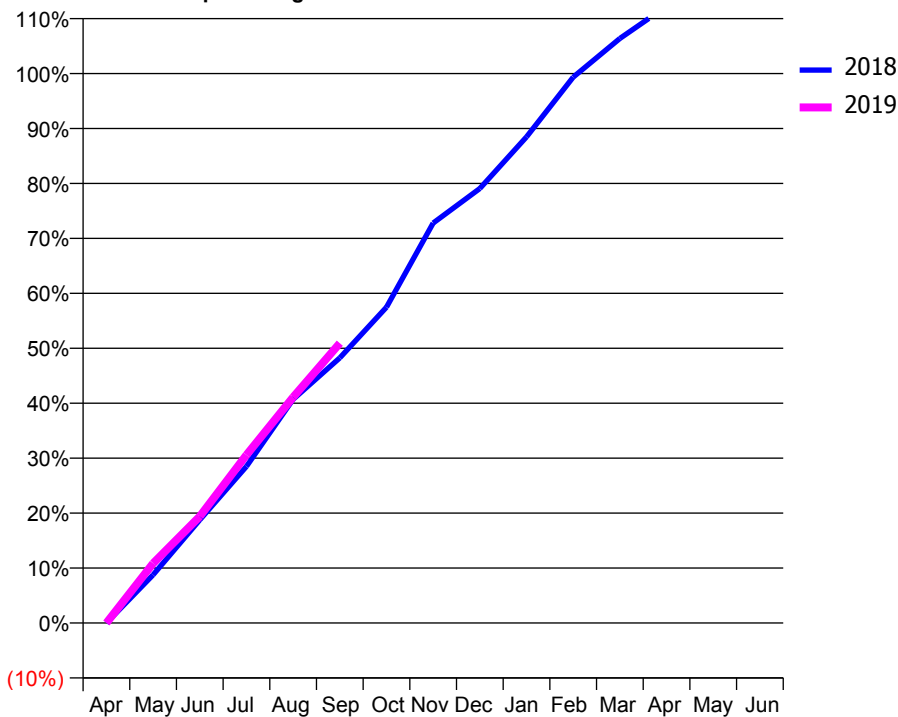
### ACCESS\*

Patients seen in 24 months	Total	Change since previous quarter
Quarter ending September 2017	253	
Quarter ending December 2017	278	↑
Quarter ending March 2018	286	↑
Quarter ending June 2018	312	↑
Quarter ending September 2018	324	↑
<b>Variance since September 2017</b>	<b>28.1%</b>	<b>↑</b>



### ACTIVITY

Cumulative percentage of contracted UDA delivered 2018 & 2019



Month	Adjusted Scheduled Activity (UDA)	
	2018	2019
April	0	0
May	53	65
June	113	116
July	171	184
August	244	247
September	290	306
October	345	
November	437	
December	474	
January	531	
February	596	
March	638	
April	673	
May	682	
June	682	

### QUALITY

	Quantity	Base Number	Contract	AT	Region	England
% of FP17s for the same patient ID Re-attending within 3 months - Children	15	223	6.7%	9.6%	11.1%	11.6%
% of FP17s for the same patient ID Re-attending within 3 months - Adults	3	43	7.0%	13.9%	15.3%	15.5%
% of FP17s for the same patient ID Re-attending between 3 & 9 months - Children	126	223	56.5%	61.8%	61.1%	58.8%
% of FP17s for the same patient ID Re-attending between 3 & 9 months - Adults	29	43	67.4%	53.1%	52.3%	51.1%
% of FP17s for Band 1 Urgent Courses	13	232	5.6%	9.9%	9.5%	9.0%
% of FP17s Relating to Free Repair or Replacements	0	232	0.0%	0.6%	0.7%	0.8%
% of FP17s Relating to Continuations	0	232	0.0%	0.9%	0.8%	0.9%
% of Patients satisfied with the dentistry they have received	0	0	N/A	92.6%	93.6%	93.3%
% of Patients satisfied with the time they had to wait for an appointment	0	0	N/A	89.8%	88.8%	88.9%

\* This is based on patients treated on this contract for their most recent course of treatment. Figures in italics indicate the base number of FP17s or Patient Questionnaire responses are less than 100. N/A is shown where the base number of responses is less than 10 during the period. % is calculated as Quantity/Base number\*100

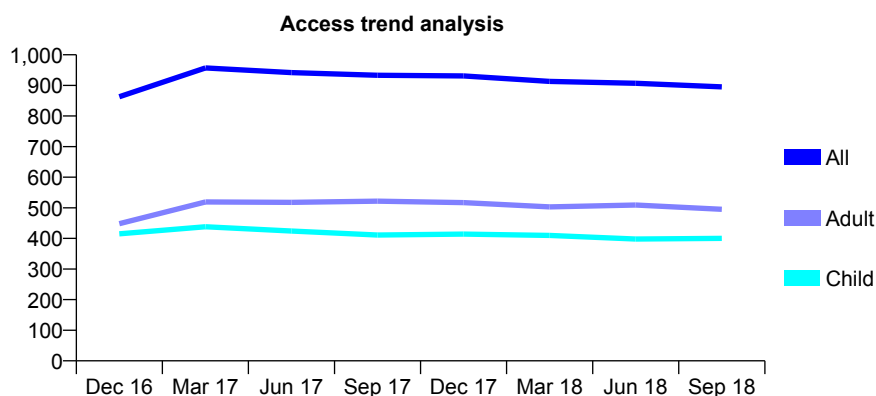
## Q70 - Vital Signs At a Glance Contract Report for 101923/0001 - September 2018

Name or company name	Bounty Road Dental Practice Partnership
Contract type name	GDS Contract
Purpose of contract	General
Contract start date	01/04/2009
Contract end date	

18/19 Contracted general activity (UDA)	3,000
Carry forward general activity (UDA)	0
18/19 Contracted orthodontic activity (UOA)	0
Carry forward orthodontic activity (UOA)	0
Baseline contract value	£65,818.66

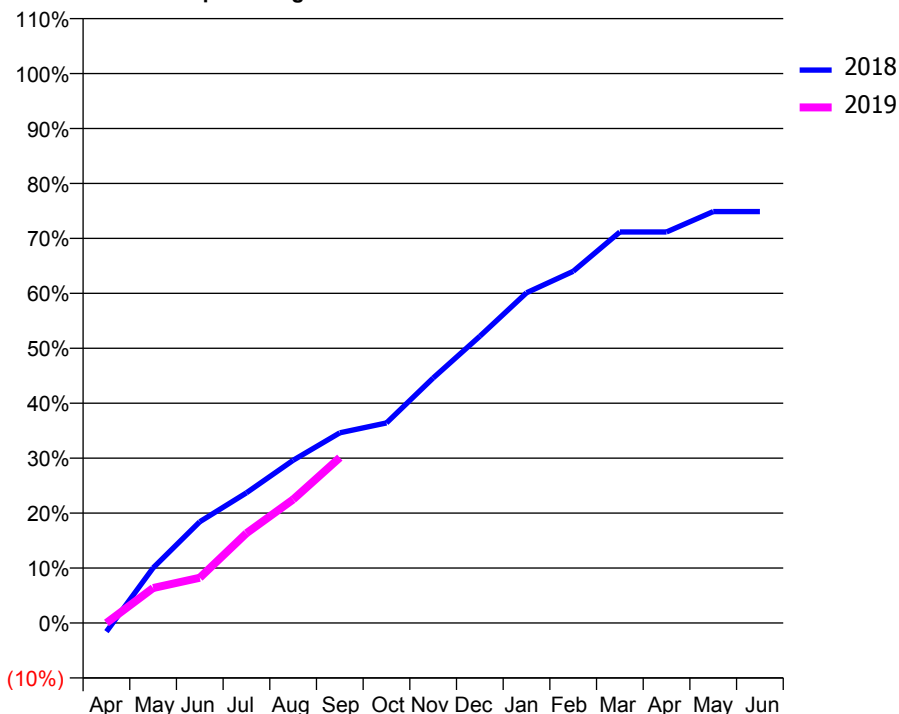
### ACCESS\*

Patients seen in 24 months	Total	Change since previous quarter
Quarter ending September 2017	933	
Quarter ending December 2017	931	→
Quarter ending March 2018	913	↓
Quarter ending June 2018	907	→
Quarter ending September 2018	895	↓
<b>Variance since September 2017</b>	<b>(4.1%)</b>	<b>↓</b>



### ACTIVITY

Cumulative percentage of contracted UDA delivered 2018 & 2019



Adjusted Scheduled Activity (UDA)		
Month	2018	2019
April	-48	0
May	301	191
June	553	247
July	711	490
August	888	674
September	1,038	903
October	1,093	
November	1,338	
December	1,566	
January	1,803	
February	1,920	
March	2,135	
April	2,135	
May	2,246	
June	2,246	

### QUALITY

	Quantity	Base Number	Contract	AT	Region	England
% of FP17s for the same patient ID Re-attending within 3 months - Children	18	309	5.8%	9.6%	11.1%	11.6%
% of FP17s for the same patient ID Re-attending within 3 months - Adults	33	303	10.9%	13.9%	15.3%	15.5%
% of FP17s for the same patient ID Re-attending between 3 & 9 months - Children	212	309	68.6%	61.8%	61.1%	58.8%
% of FP17s for the same patient ID Re-attending between 3 & 9 months - Adults	168	303	55.4%	53.1%	52.3%	51.1%
% of FP17s for Band 1 Urgent Courses	46	545	8.4%	9.9%	9.5%	9.0%
% of FP17s Relating to Free Repair or Replacements	2	545	0.4%	0.6%	0.7%	0.8%
% of FP17s Relating to Continuations	7	545	1.3%	0.9%	0.8%	0.9%
% of Patients satisfied with the dentistry they have received	0	0	N/A	92.6%	93.6%	93.3%
% of Patients satisfied with the time they had to wait for an appointment	0	0	N/A	89.8%	88.8%	88.9%

\* This is based on patients treated on this contract for their most recent course of treatment. Figures in italics indicate the base number of FP17s or Patient Questionnaire responses are less than 100. N/A is shown where the base number of responses is less than 10 during the period. % is calculated as Quantity/Base number\*100



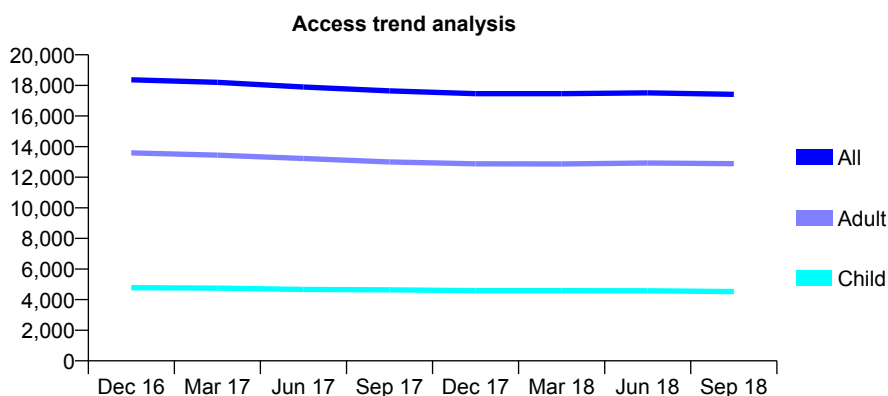
## Q70 - Vital Signs At a Glance Contract Report for 102482/0001 - September 2018

Name or company name	Marlfield Saint James Partnership
Contract type name	GDS Contract
Purpose of contract	General
Contract start date	01/04/2011
Contract end date	

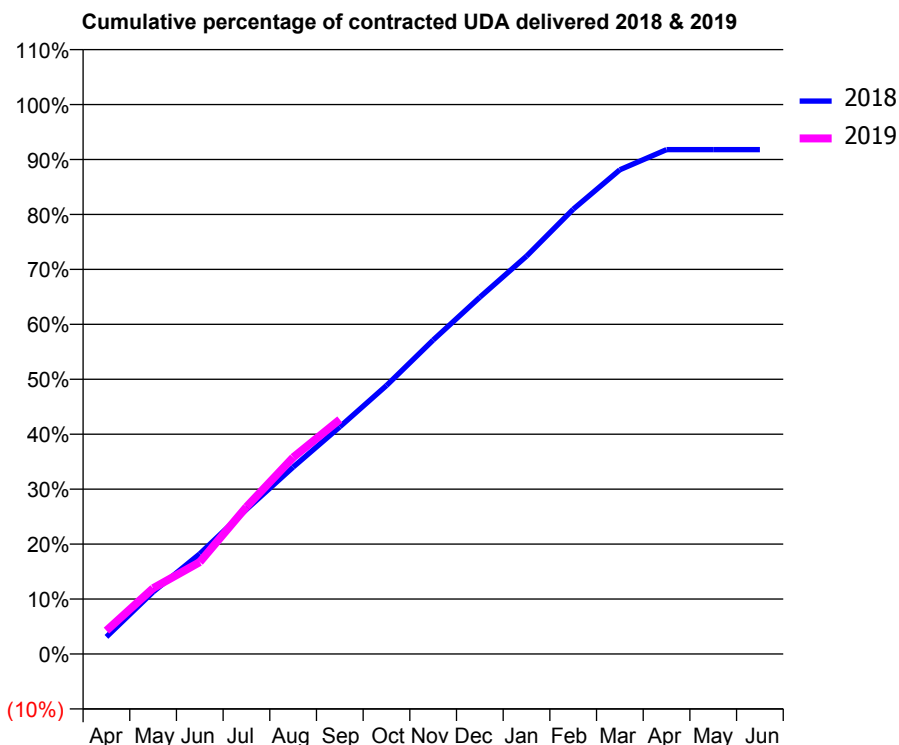
18/19 Contracted general activity (UDA)	45,758
Carry forward general activity (UDA)	0
18/19 Contracted orthodontic activity (UOA)	0
Carry forward orthodontic activity (UOA)	0
Baseline contract value	£1,490,461.06

### ACCESS\*

Patients seen in 24 months	Total	Change since previous quarter
Quarter ending September 2017	17,640	
Quarter ending December 2017	17,464	→
Quarter ending March 2018	17,458	→
Quarter ending June 2018	17,508	→
Quarter ending September 2018	17,415	→
<b>Variance since September 2017</b>	<b>(1.3%)</b>	<b>↓</b>



### ACTIVITY



Month	Adjusted Scheduled Activity (UDA)	
	2018	2019
April	1,432	1,947
May	5,172	5,481
June	8,347	7,654
July	12,039	12,256
August	15,566	16,371
September	18,913	19,532
October	22,358	
November	26,145	
December	29,711	
January	33,132	
February	37,042	
March	40,328	
April	42,001	
May	41,998	
June	42,000	

### QUALITY

	Quantity	Base Number	Contract	AT	Region	England
% of FP17s for the same patient ID Re-attending within 3 months - Children	200	3,804	5.3%	9.6%	11.1%	11.6%
% of FP17s for the same patient ID Re-attending within 3 months - Adults	975	9,650	10.1%	13.9%	15.3%	15.5%
% of FP17s for the same patient ID Re-attending between 3 & 9 months - Children	2,718	3,804	71.5%	61.8%	61.1%	58.8%
% of FP17s for the same patient ID Re-attending between 3 & 9 months - Adults	6,439	9,650	66.7%	53.1%	52.3%	51.1%
% of FP17s for Band 1 Urgent Courses	795	12,485	6.4%	9.9%	9.5%	9.0%
% of FP17s Relating to Free Repair or Replacements	50	12,485	0.4%	0.6%	0.7%	0.8%
% of FP17s Relating to Continuations	28	12,485	0.2%	0.9%	0.8%	0.9%
% of Patients satisfied with the dentistry they have received	6	7	N/A	92.6%	93.6%	93.3%
% of Patients satisfied with the time they had to wait for an appointment	5	7	N/A	89.8%	88.8%	88.9%

\* This is based on patients treated on this contract for their most recent course of treatment. Figures in italics indicate the base number of FP17s or Patient Questionnaire responses are less than 100. N/A is shown where the base number of responses is less than 10 during the period. % is calculated as Quantity/Base number\*100

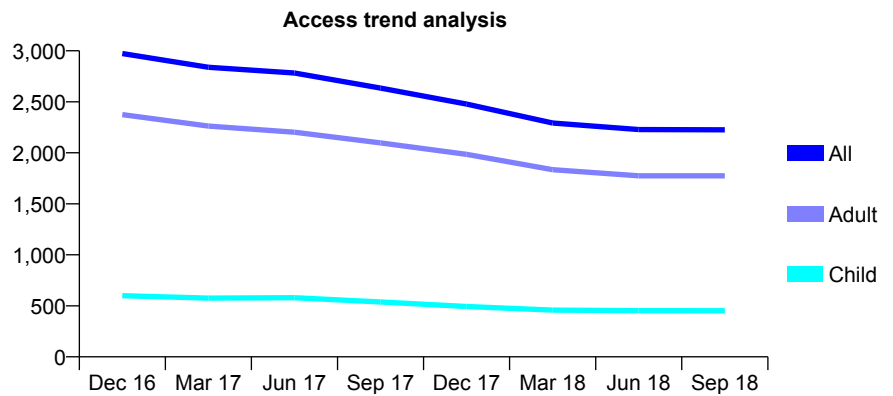
## Q70 - Vital Signs At a Glance Contract Report for 102571/0001 - September 2018

Name or company name	Dr R Mihoc
Contract type name	GDS Contract
Purpose of contract	General
Contract start date	01/07/2010
Contract end date	

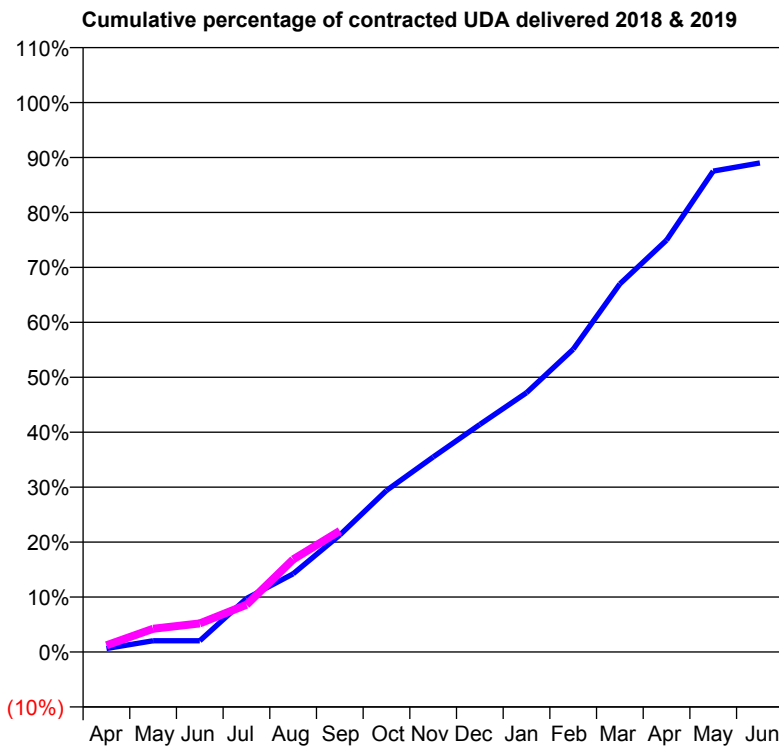
18/19 Contracted general activity (UDA)	6,421
Carry forward general activity (UDA)	0
18/19 Contracted orthodontic activity (UOA)	0
Carry forward orthodontic activity (UOA)	0
Baseline contract value	£138,317.80

### ACCESS\*

Patients seen in 24 months	Total	Change since previous quarter
Quarter ending September 2017	2,635	
Quarter ending December 2017	2,478	↓
Quarter ending March 2018	2,292	↓
Quarter ending June 2018	2,228	↓
Quarter ending September 2018	2,225	→
<b>Variance since September 2017</b>	<b>(15.6%)</b>	<b>↓</b>



### ACTIVITY



Month	Adjusted Scheduled Activity (UDA)	
	2018	2019
April	42	79
May	132	272
June	132	334
July	625	553
August	914	1,082
September	1,367	1,416
October	1,887	
November	2,278	
December	2,659	
January	3,029	
February	3,537	
March	4,301	
April	4,812	
May	5,619	
June	5,715	

### QUALITY

	Quantity	Base Number	Contract	AT	Region	England
% of FP17s for the same patient ID Re-attending within 3 months - Children	6	216	2.8%	9.6%	11.1%	11.6%
% of FP17s for the same patient ID Re-attending within 3 months - Adults	48	887	5.4%	13.9%	15.3%	15.5%
% of FP17s for the same patient ID Re-attending between 3 & 9 months - Children	93	216	43.1%	61.8%	61.1%	58.8%
% of FP17s for the same patient ID Re-attending between 3 & 9 months - Adults	425	887	47.9%	53.1%	52.3%	51.1%
% of FP17s for Band 1 Urgent Courses	0	700	0.0%	9.9%	9.5%	9.0%
% of FP17s Relating to Free Repair or Replacements	3	700	0.4%	0.6%	0.7%	0.8%
% of FP17s Relating to Continuations	0	700	0.0%	0.9%	0.8%	0.9%
% of Patients satisfied with the dentistry they have received	2	3	N/A	92.6%	93.6%	93.3%
% of Patients satisfied with the time they had to wait for an appointment	3	3	N/A	89.8%	88.8%	88.9%

\* This is based on patients treated on this contract for their most recent course of treatment. Figures in italics indicate the base number of FP17s or Patient Questionnaire responses are less than 100. N/A is shown where the base number of responses is less than 10 during the period. % is calculated as Quantity/Base number\*100

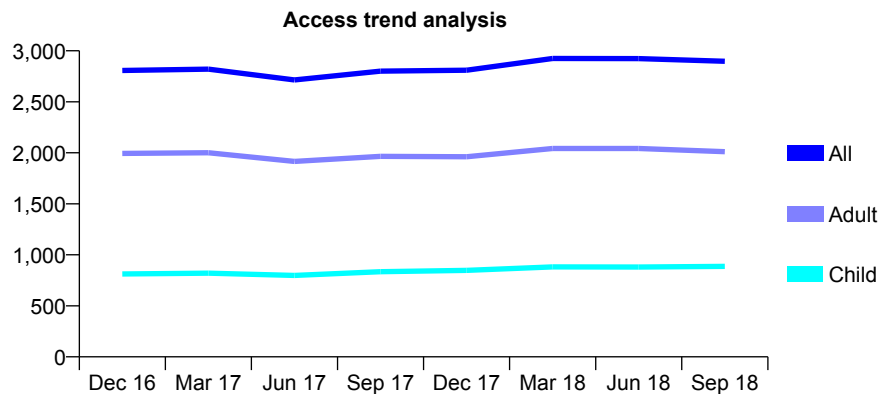
## Q70 - Vital Signs At a Glance Contract Report for 103187/0001 - September 2018

Name or company name	Southsea Dental Care Ltd
Contract type name	GDS Contract
Purpose of contract	General
Contract start date	01/07/2008
Contract end date	

18/19 Contracted general activity (UDA)	13,737
Carry forward general activity (UDA)	0
18/19 Contracted orthodontic activity (UOA)	0
Carry forward orthodontic activity (UOA)	0
Baseline contract value	£327,165.83

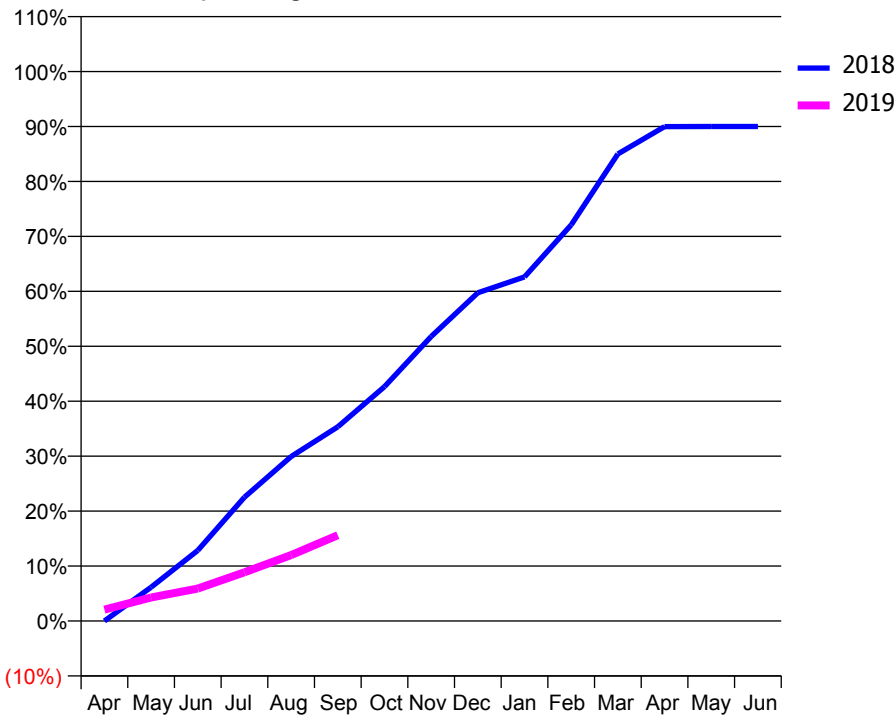
### ACCESS\*

Patients seen in 24 months	Total	Change since previous quarter
Quarter ending September 2017	2,800	
Quarter ending December 2017	2,810	→
Quarter ending March 2018	2,925	↑
Quarter ending June 2018	2,923	→
Quarter ending September 2018	2,898	→
<b>Variance since September 2017</b>	<b>3.5%</b>	<b>↑</b>



### ACTIVITY

Cumulative percentage of contracted UDA delivered 2018 & 2019



Month	Adjusted Scheduled Activity (UDA)	
	2018	2019
April	0	286
May	721	589
June	1,507	812
July	2,644	1,218
August	3,513	1,649
September	4,148	2,145
October	5,006	
November	6,077	
December	7,010	
January	7,350	
February	8,460	
March	9,977	
April	10,559	
May	10,564	
June	10,564	

### QUALITY

	Quantity	Base Number	Contract	AT	Region	England
% of FP17s for the same patient ID Re-attending within 3 months - Children	30	412	7.3%	9.6%	11.1%	11.6%
% of FP17s for the same patient ID Re-attending within 3 months - Adults	158	1,005	15.7%	13.9%	15.3%	15.5%
% of FP17s for the same patient ID Re-attending between 3 & 9 months - Children	165	412	40.0%	61.8%	61.1%	58.8%
% of FP17s for the same patient ID Re-attending between 3 & 9 months - Adults	389	1,005	38.7%	53.1%	52.3%	51.1%
% of FP17s for Band 1 Urgent Courses	247	1,280	19.3%	9.9%	9.5%	9.0%
% of FP17s Relating to Free Repair or Replacements	6	1,280	0.5%	0.6%	0.7%	0.8%
% of FP17s Relating to Continuations	20	1,280	1.6%	0.9%	0.8%	0.9%
% of Patients satisfied with the dentistry they have received	0	0	N/A	92.6%	93.6%	93.3%
% of Patients satisfied with the time they had to wait for an appointment	0	0	N/A	89.8%	88.8%	88.9%

\* This is based on patients treated on this contract for their most recent course of treatment. Figures in italics indicate the base number of FP17s or Patient Questionnaire responses are less than 100. N/A is shown where the base number of responses is less than 10 during the period. % is calculated as Quantity/Base number\*100

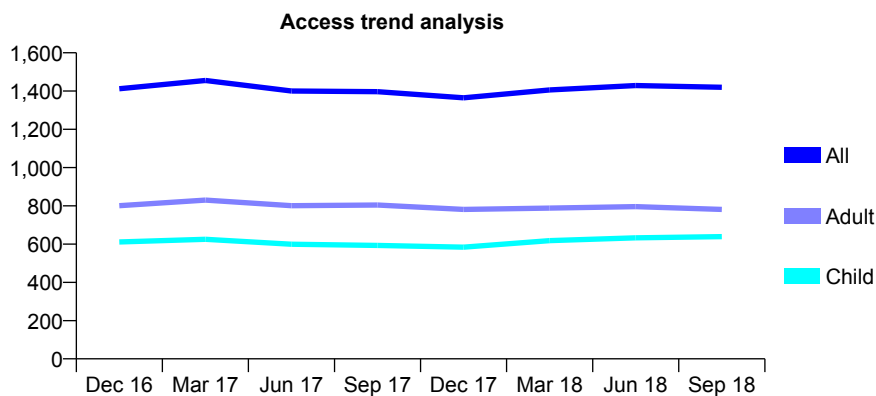
## Q70 - Vital Signs At a Glance Contract Report for 103608/0001 - September 2018

Name or company name	Aaron Campbell
Contract type name	GDS Contract
Purpose of contract	General
Contract start date	01/09/2011
Contract end date	

18/19 Contracted general activity (UDA)	3,900
Carry forward general activity (UDA)	0
18/19 Contracted orthodontic activity (UOA)	0
Carry forward orthodontic activity (UOA)	0
Baseline contract value	£103,674.38

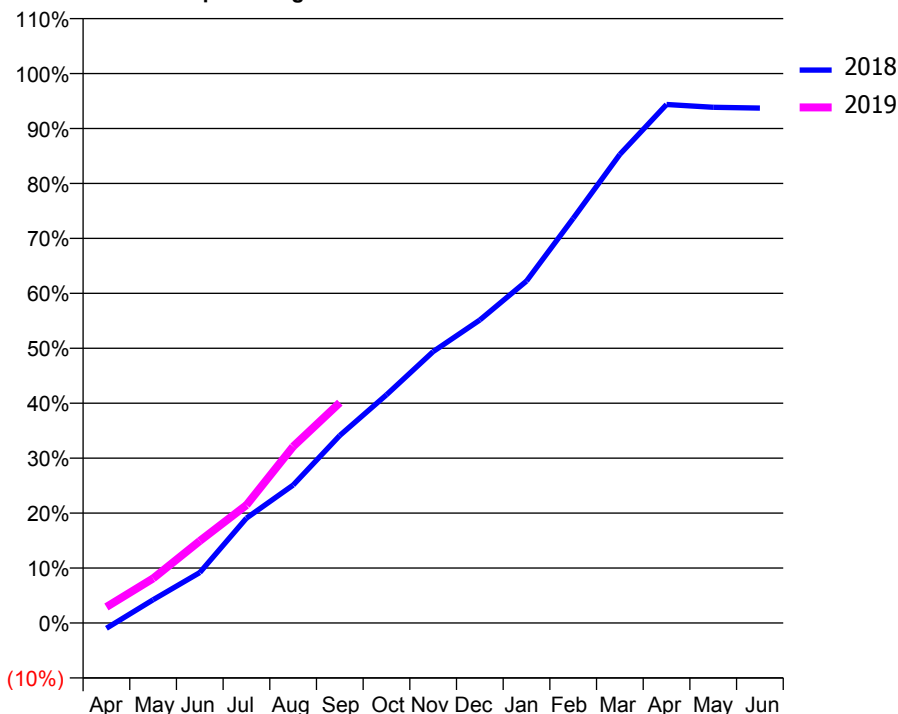
### ACCESS\*

Patients seen in 24 months	Total	Change since previous quarter
Quarter ending September 2017	1,397	
Quarter ending December 2017	1,365	↓
Quarter ending March 2018	1,406	↑
Quarter ending June 2018	1,429	→
Quarter ending September 2018	1,420	→
<b>Variance since September 2017</b>	<b>1.6%</b>	<b>→</b>



### ACTIVITY

Cumulative percentage of contracted UDA delivered 2018 & 2019



Adjusted Scheduled Activity (UDA)

Month	2018	2019
April	-39	114
May	165	317
June	358	583
July	745	837
August	979	1,253
September	1,331	1,564
October	1,620	
November	1,926	
December	2,151	
January	2,427	
February	2,872	
March	3,326	
April	3,680	
May	3,660	
June	3,655	

### QUALITY

	Quantity	Base Number	Contract	AT	Region	England
% of FP17s for the same patient ID Re-attending within 3 months - Children	18	484	3.7%	9.6%	11.1%	11.6%
% of FP17s for the same patient ID Re-attending within 3 months - Adults	56	532	10.5%	13.9%	15.3%	15.5%
% of FP17s for the same patient ID Re-attending between 3 & 9 months - Children	302	484	62.4%	61.8%	61.1%	58.8%
% of FP17s for the same patient ID Re-attending between 3 & 9 months - Adults	346	532	65.0%	53.1%	52.3%	51.1%
% of FP17s for Band 1 Urgent Courses	42	893	4.7%	9.9%	9.5%	9.0%
% of FP17s Relating to Free Repair or Replacements	1	893	0.1%	0.6%	0.7%	0.8%
% of FP17s Relating to Continuations	1	893	0.1%	0.9%	0.8%	0.9%
% of Patients satisfied with the dentistry they have received	0	0	N/A	92.6%	93.6%	93.3%
% of Patients satisfied with the time they had to wait for an appointment	0	0	N/A	89.8%	88.8%	88.9%

\* This is based on patients treated on this contract for their most recent course of treatment. Figures in italics indicate the base number of FP17s or Patient Questionnaire responses are less than 100. N/A is shown where the base number of responses is less than 10 during the period. % is calculated as Quantity/Base number\*100

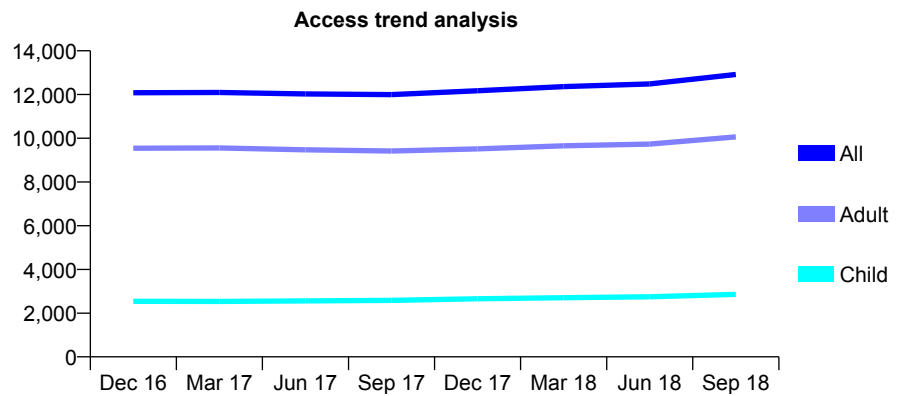
## Q70 - Vital Signs At a Glance Contract Report for 105414/0001 - September 2018

Name or company name	First Choice Dental Limited
Contract type name	GDS Contract
Purpose of contract	General
Contract start date	01/04/2006
Contract end date	

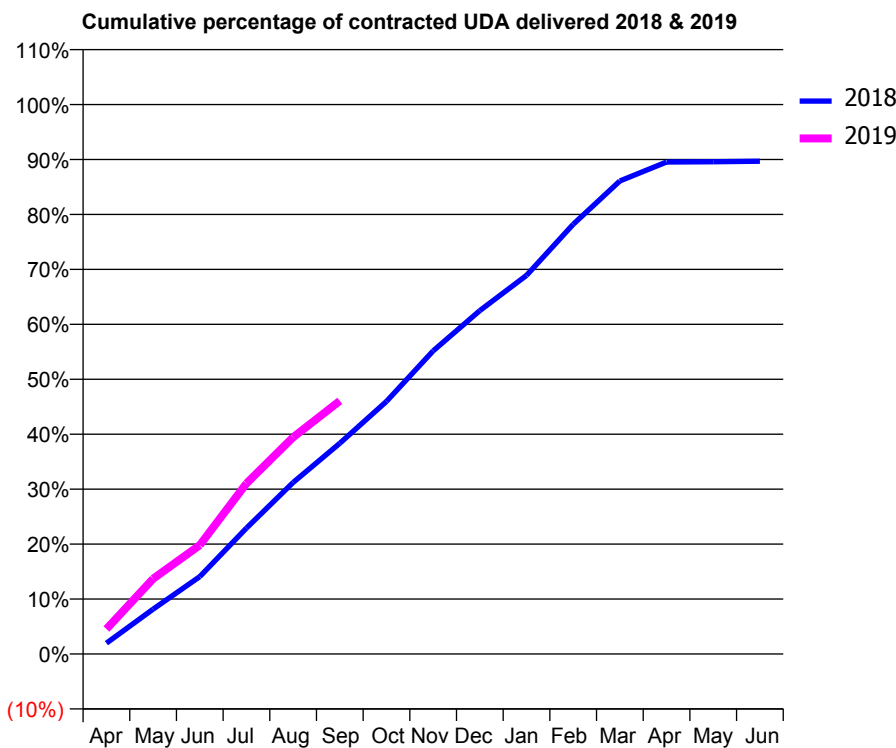
18/19 Contracted general activity (UDA)	41,208
Carry forward general activity (UDA)	0
18/19 Contracted orthodontic activity (UOA)	0
Carry forward orthodontic activity (UOA)	0
Baseline contract value	£1,333,492.49

### ACCESS\*

Patients seen in 24 months	Total	Change since previous quarter
Quarter ending September 2017	11,995	
Quarter ending December 2017	12,171	→
Quarter ending March 2018	12,364	→
Quarter ending June 2018	12,483	→
Quarter ending September 2018	12,920	↑
<b>Variance since September 2017</b>	<b>7.7%</b>	<b>↑</b>



### ACTIVITY



Adjusted Scheduled Activity (UDA)		
Month	2018	2019
April	811	1,872
May	3,366	5,642
June	5,803	8,161
July	9,448	12,791
August	12,860	16,258
September	15,806	18,985
October	18,949	
November	22,734	
December	25,755	
January	28,394	
February	32,229	
March	35,479	
April	36,894	
May	36,911	
June	36,950	

### QUALITY

	Quantity	Base Number	Contract	AT	Region	England
% of FP17s for the same patient ID Re-attending within 3 months - Children	143	2,167	6.6%	9.6%	11.1%	11.6%
% of FP17s for the same patient ID Re-attending within 3 months - Adults	749	6,641	11.3%	13.9%	15.3%	15.5%
% of FP17s for the same patient ID Re-attending between 3 & 9 months - Children	1,239	2,167	57.2%	61.8%	61.1%	58.8%
% of FP17s for the same patient ID Re-attending between 3 & 9 months - Adults	2,791	6,641	42.0%	53.1%	52.3%	51.1%
% of FP17s for Band 1 Urgent Courses	441	8,209	5.4%	9.9%	9.5%	9.0%
% of FP17s Relating to Free Repair or Replacements	54	8,209	0.7%	0.6%	0.7%	0.8%
% of FP17s Relating to Continuations	117	8,209	1.4%	0.9%	0.8%	0.9%
% of Patients satisfied with the dentistry they have received	11	11	100.0%	92.6%	93.6%	93.3%
% of Patients satisfied with the time they had to wait for an appointment	9	11	81.8%	89.8%	88.8%	88.9%

\* This is based on patients treated on this contract for their most recent course of treatment. Figures in italics indicate the base number of FP17s or Patient Questionnaire responses are less than 100. N/A is shown where the base number of responses is less than 10 during the period. % is calculated as Quantity/Base number\*100

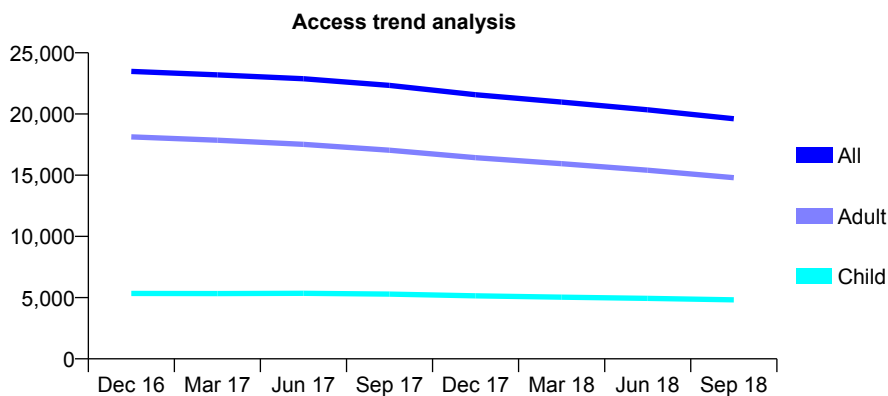
## Q70 - Vital Signs At a Glance Contract Report for 105414/0006 - September 2018

Name or company name	First Choice Dental Limited
Contract type name	GDS Contract
Purpose of contract	General
Contract start date	02/04/2006
Contract end date	

18/19 Contracted general activity (UDA)	59,192
Carry forward general activity (UDA)	0
18/19 Contracted orthodontic activity (UOA)	0
Carry forward orthodontic activity (UOA)	0
Baseline contract value	£1,896,350.67

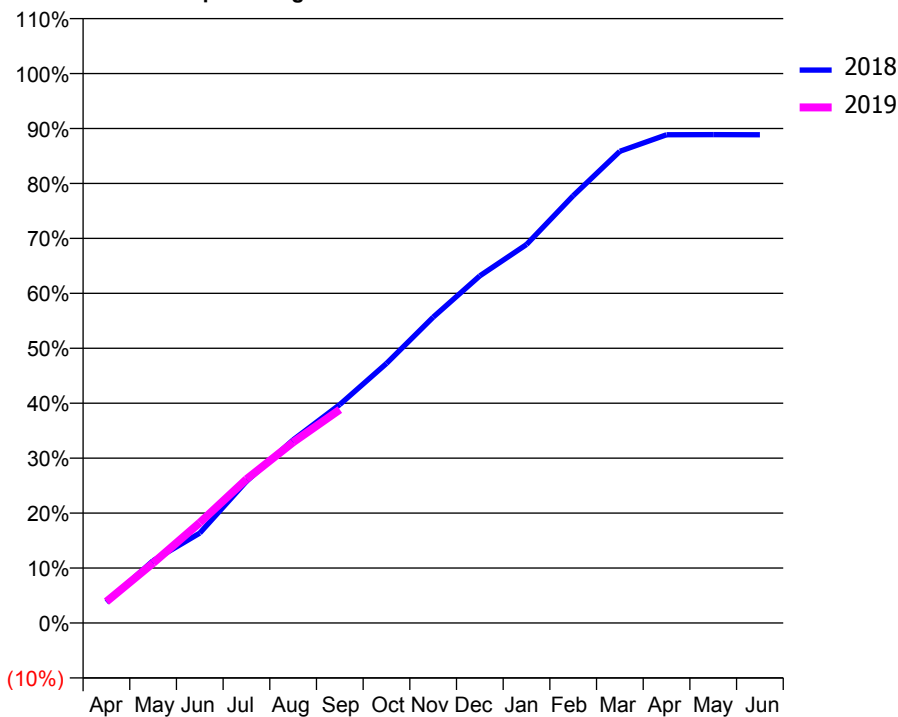
### ACCESS\*

Patients seen in 24 months	Total	Change since previous quarter
Quarter ending September 2017	22,332	
Quarter ending December 2017	21,576	↓
Quarter ending March 2018	20,975	↓
Quarter ending June 2018	20,347	↓
Quarter ending September 2018	19,611	↓
<b>Variance since September 2017</b>	<b>(12.2%)</b>	<b>↓</b>



### ACTIVITY

Cumulative percentage of contracted UDA delivered 2018 & 2019



Adjusted Scheduled Activity (UDA)

Month	2018	2019
April	2,228	2,303
May	6,710	6,461
June	9,683	10,813
July	15,260	15,494
August	19,724	19,477
September	23,541	22,997
October	27,958	
November	32,946	
December	37,399	
January	40,779	
February	46,037	
March	50,813	
April	52,598	
May	52,602	
June	52,589	

### QUALITY

	Quantity	Base Number	Contract	AT	Region	England
% of FP17s for the same patient ID Re-attending within 3 months - Children	129	2,962	4.4%	9.6%	11.1%	11.6%
% of FP17s for the same patient ID Re-attending within 3 months - Adults	801	7,830	10.2%	13.9%	15.3%	15.5%
% of FP17s for the same patient ID Re-attending between 3 & 9 months - Children	1,482	2,962	50.0%	61.8%	61.1%	58.8%
% of FP17s for the same patient ID Re-attending between 3 & 9 months - Adults	3,409	7,830	43.5%	53.1%	52.3%	51.1%
% of FP17s for Band 1 Urgent Courses	654	10,105	6.5%	9.9%	9.5%	9.0%
% of FP17s Relating to Free Repair or Replacements	60	10,105	0.6%	0.6%	0.7%	0.8%
% of FP17s Relating to Continuations	108	10,105	1.1%	0.9%	0.8%	0.9%
% of Patients satisfied with the dentistry they have received	6	7	N/A	92.6%	93.6%	93.3%
% of Patients satisfied with the time they had to wait for an appointment	2	7	N/A	89.8%	88.8%	88.9%

\* This is based on patients treated on this contract for their most recent course of treatment. Figures in italics indicate the base number of FP17s or Patient Questionnaire responses are less than 100. N/A is shown where the base number of responses is less than 10 during the period. % is calculated as Quantity/Base number\*100

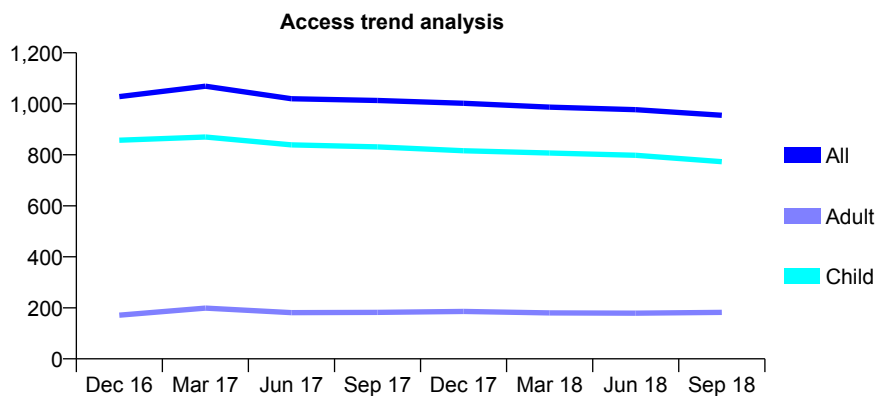
## Q70 - Vital Signs At a Glance Contract Report for 106488/0001 - September 2018

Name or company name	Solent House Dental Centre
Contract type name	GDS Contract
Purpose of contract	General
Contract start date	01/04/2015
Contract end date	

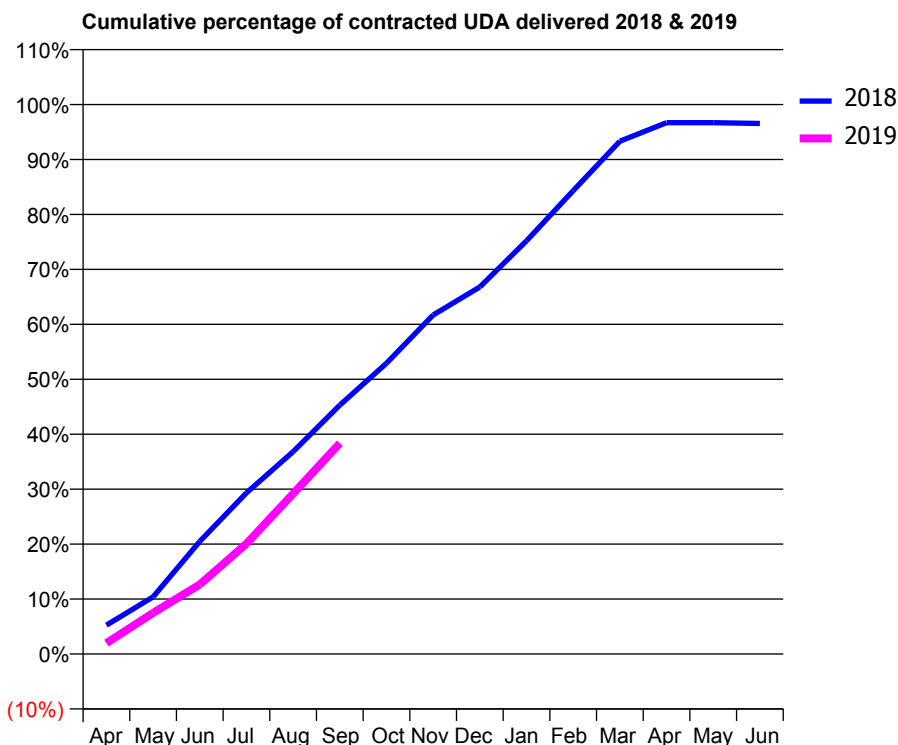
18/19 Contracted general activity (UDA)	1,991
Carry forward general activity (UDA)	69
18/19 Contracted orthodontic activity (UOA)	0
Carry forward orthodontic activity (UOA)	0
Baseline contract value	£52,475.36

### ACCESS\*

Patients seen in 24 months	Total	Change since previous quarter
Quarter ending September 2017	1,013	
Quarter ending December 2017	1,002	↓
Quarter ending March 2018	987	↓
Quarter ending June 2018	977	↓
Quarter ending September 2018	955	↓
<b>Variance since September 2017</b>	<b>(5.7%)</b>	<b>↓</b>



### ACTIVITY



Adjusted Scheduled Activity (UDA)		
Month	2018	2019
April	104	40
May	207	149
June	408	252
July	584	400
August	733	581
September	902	764
October	1,053	
November	1,228	
December	1,330	
January	1,497	
February	1,679	
March	1,858	
April	1,925	
May	1,925	
June	1,922	

### QUALITY

	Quantity	Base Number	Contract	AT	Region	England
% of FP17s for the same patient ID Re-attending within 3 months - Children	41	595	6.9%	9.6%	11.1%	11.6%
% of FP17s for the same patient ID Re-attending within 3 months - Adults	4	43	9.3%	13.9%	15.3%	15.5%
% of FP17s for the same patient ID Re-attending between 3 & 9 months - Children	416	595	69.9%	61.8%	61.1%	58.8%
% of FP17s for the same patient ID Re-attending between 3 & 9 months - Adults	27	43	62.8%	53.1%	52.3%	51.1%
% of FP17s for Band 1 Urgent Courses	25	602	4.2%	9.9%	9.5%	9.0%
% of FP17s Relating to Free Repair or Replacements	0	602	0.0%	0.6%	0.7%	0.8%
% of FP17s Relating to Continuations	0	602	0.0%	0.9%	0.8%	0.9%
% of Patients satisfied with the dentistry they have received	4	4	N/A	92.6%	93.6%	93.3%
% of Patients satisfied with the time they had to wait for an appointment	4	4	N/A	89.8%	88.8%	88.9%

\* This is based on patients treated on this contract for their most recent course of treatment. Figures in italics indicate the base number of FP17s or Patient Questionnaire responses are less than 100. N/A is shown where the base number of responses is less than 10 during the period. % is calculated as Quantity/Base number\*100



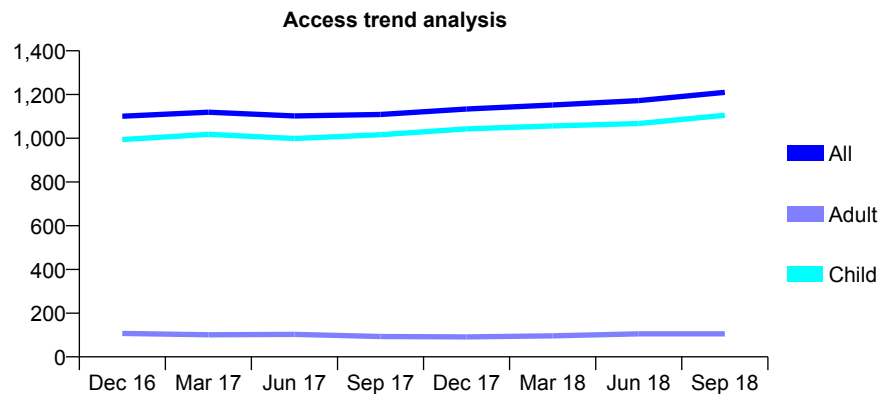
## Q70 - Vital Signs At a Glance Contract Report for 106615/0001 - September 2018

Name or company name	Westphal & Srinivasan
Contract type name	GDS Contract
Purpose of contract	General
Contract start date	01/03/2012
Contract end date	

18/19 Contracted general activity (UDA)	3,136
Carry forward general activity (UDA)	102
18/19 Contracted orthodontic activity (UOA)	0
Carry forward orthodontic activity (UOA)	0
Baseline contract value	£91,171.96

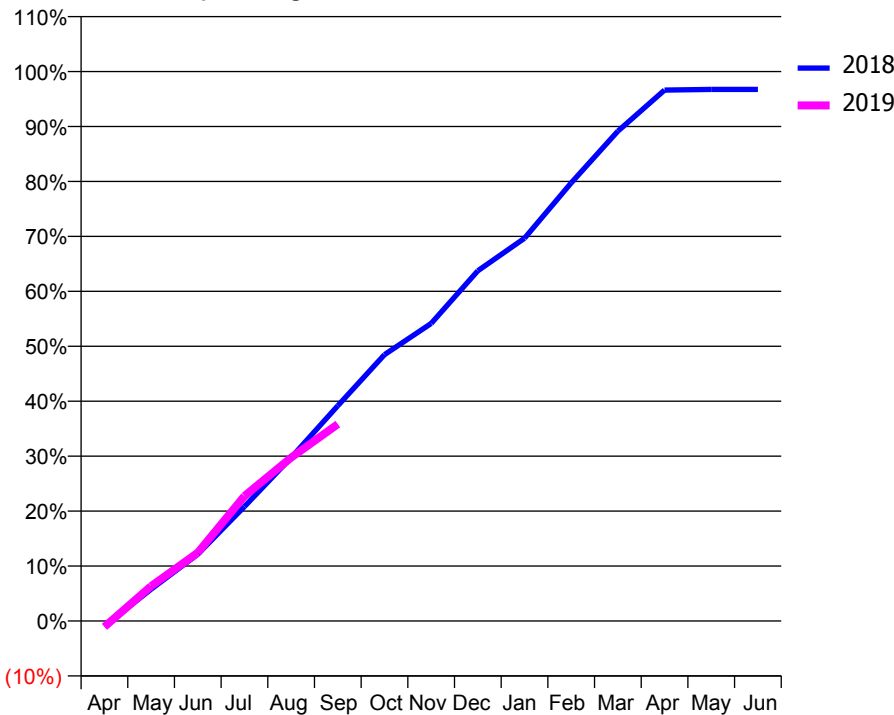
### ACCESS\*

Patients seen in 24 months	Total	Change since previous quarter
Quarter ending September 2017	1,109	
Quarter ending December 2017	1,134	↑
Quarter ending March 2018	1,152	→
Quarter ending June 2018	1,172	→
Quarter ending September 2018	1,210	↑
<b>Variance since September 2017</b>	<b>9.1%</b>	<b>↑</b>



### ACTIVITY

Cumulative percentage of contracted UDA delivered 2018 & 2019



Month	2018	2019
April	-30	-34
May	181	199
June	381	390
July	653	713
August	933	932
September	1,229	1,124
October	1,520	
November	1,698	
December	1,999	
January	2,185	
February	2,501	
March	2,796	
April	3,030	
May	3,034	
June	3,034	

### QUALITY

	Quantity	Base Number	Contract	AT	Region	England
% of FP17s for the same patient ID Re-attending within 3 months - Children	69	931	7.4%	9.6%	11.1%	11.6%
% of FP17s for the same patient ID Re-attending within 3 months - Adults	0	0	N/A	13.9%	15.3%	15.5%
% of FP17s for the same patient ID Re-attending between 3 & 9 months - Children	629	931	67.6%	61.8%	61.1%	58.8%
% of FP17s for the same patient ID Re-attending between 3 & 9 months - Adults	0	0	N/A	53.1%	52.3%	51.1%
% of FP17s for Band 1 Urgent Courses	8	807	1.0%	9.9%	9.5%	9.0%
% of FP17s Relating to Free Repair or Replacements	0	807	0.0%	0.6%	0.7%	0.8%
% of FP17s Relating to Continuations	10	807	1.2%	0.9%	0.8%	0.9%
% of Patients satisfied with the dentistry they have received	0	0	N/A	92.6%	93.6%	93.3%
% of Patients satisfied with the time they had to wait for an appointment	0	0	N/A	89.8%	88.8%	88.9%

\* This is based on patients treated on this contract for their most recent course of treatment. Figures in italics indicate the base number of FP17s or Patient Questionnaire responses are less than 100. N/A is shown where the base number of responses is less than 10 during the period. % is calculated as Quantity/Base number\*100

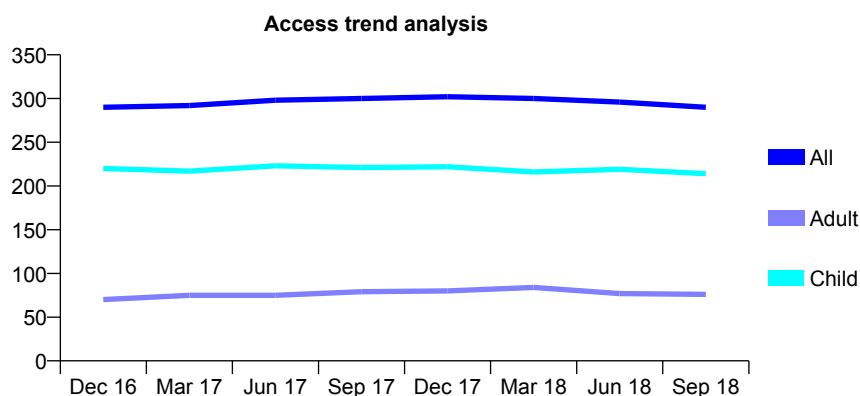
## Q70 - Vital Signs At a Glance Contract Report for 106763/0001 - September 2018

Name or company name	The Dental Centre Cowplain Ltd
Contract type name	GDS Contract
Purpose of contract	General
Contract start date	01/05/2015
Contract end date	

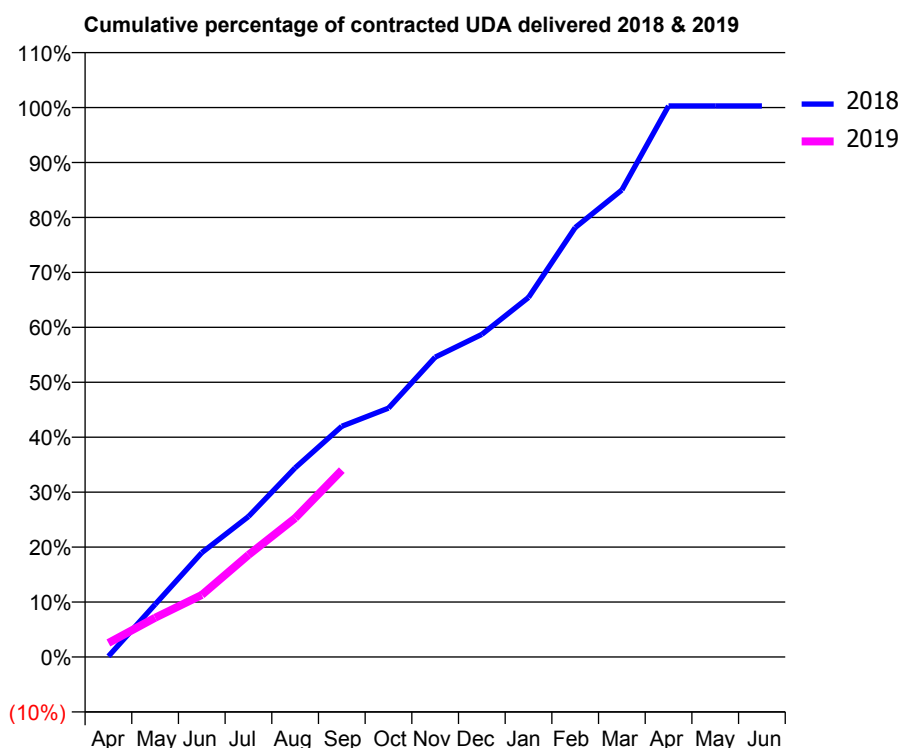
18/19 Contracted general activity (UDA)	700
Carry forward general activity (UDA)	0
18/19 Contracted orthodontic activity (UOA)	0
Carry forward orthodontic activity (UOA)	0
Baseline contract value	£16,156.80

### ACCESS\*

Patients seen in 24 months	Total	Change since previous quarter
Quarter ending September 2017	300	
Quarter ending December 2017	302	→
Quarter ending March 2018	300	→
Quarter ending June 2018	296	↓
Quarter ending September 2018	290	↓
<b>Variance since September 2017</b>	<b>(3.3%)</b>	<b>↓</b>



### ACTIVITY



Month	Adjusted Scheduled Activity (UDA)	
	2018	2019
April	1	18
May	67	50
June	133	79
July	179	130
August	241	177
September	294	238
October	317	
November	382	
December	411	
January	458	
February	547	
March	595	
April	702	
May	702	
June	702	

### QUALITY

	Quantity	Base Number	Contract	AT	Region	England
% of FP17s for the same patient ID Re-attending within 3 months - Children	5	163	3.1%	9.6%	11.1%	11.6%
% of FP17s for the same patient ID Re-attending within 3 months - Adults	7	40	17.5%	13.9%	15.3%	15.5%
% of FP17s for the same patient ID Re-attending between 3 & 9 months - Children	123	163	75.5%	61.8%	61.1%	58.8%
% of FP17s for the same patient ID Re-attending between 3 & 9 months - Adults	17	40	42.5%	53.1%	52.3%	51.1%
% of FP17s for Band 1 Urgent Courses	0	176	0.0%	9.9%	9.5%	9.0%
% of FP17s Relating to Free Repair or Replacements	0	176	0.0%	0.6%	0.7%	0.8%
% of FP17s Relating to Continuations	3	176	1.7%	0.9%	0.8%	0.9%
% of Patients satisfied with the dentistry they have received	0	0	N/A	92.6%	93.6%	93.3%
% of Patients satisfied with the time they had to wait for an appointment	0	0	N/A	89.8%	88.8%	88.9%

\* This is based on patients treated on this contract for their most recent course of treatment. Figures in italics indicate the base number of FP17s or Patient Questionnaire responses are less than 100. N/A is shown where the base number of responses is less than 10 during the period. % is calculated as Quantity/Base number\*100

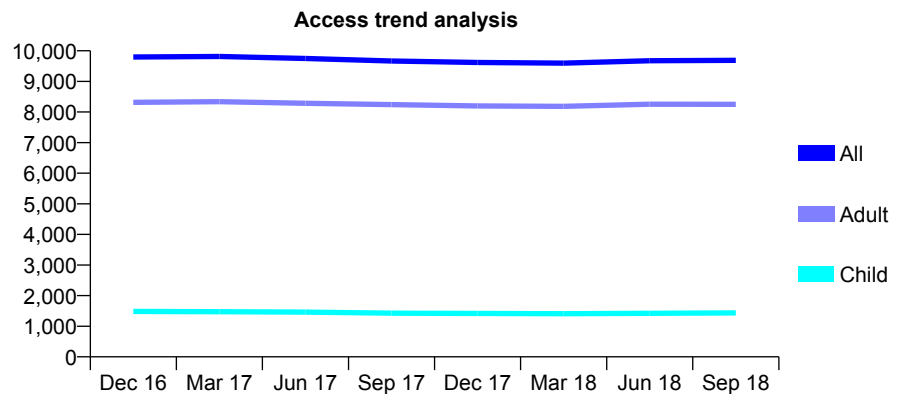
## Q70 - Vital Signs At a Glance Contract Report for 108669/0001 - September 2018

Name or company name	Knibbs Dental Surgery Limited
Contract type name	GDS Contract
Purpose of contract	General
Contract start date	01/04/2007
Contract end date	

18/19 Contracted general activity (UDA)	29,497
Carry forward general activity (UDA)	0
18/19 Contracted orthodontic activity (UOA)	0
Carry forward orthodontic activity (UOA)	0
Baseline contract value	£841,266.62

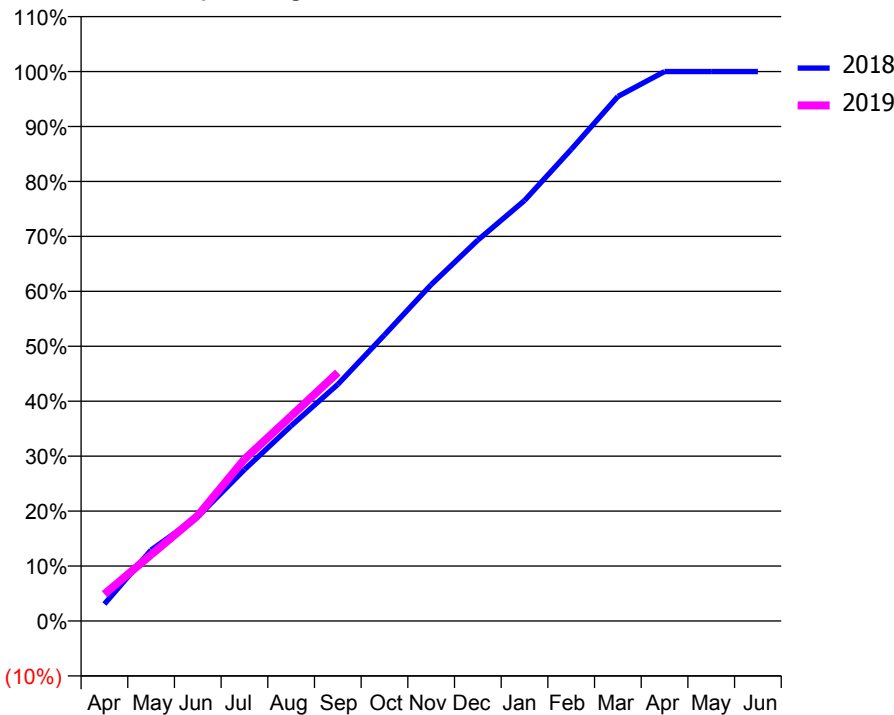
### ACCESS\*

Patients seen in 24 months	Total	Change since previous quarter
Quarter ending September 2017	9,665	
Quarter ending December 2017	9,618	→
Quarter ending March 2018	9,596	→
Quarter ending June 2018	9,677	→
Quarter ending September 2018	9,688	→
<b>Variance since September 2017</b>	<b>0.2%</b>	<b>→</b>



### ACTIVITY

Cumulative percentage of contracted UDA delivered 2018 & 2019



Month	Adjusted Scheduled Activity (UDA)	
	2018	2019
April	915	1,445
May	3,808	3,560
June	5,598	5,658
July	8,130	8,689
August	10,474	11,005
September	12,705	13,337
October	15,361	
November	18,057	
December	20,444	
January	22,576	
February	25,316	
March	28,154	
April	29,497	
May	29,496	
June	29,497	

### QUALITY

	Quantity	Base Number	Contract	AT	Region	England
% of FP17s for the same patient ID Re-attending within 3 months - Children	62	1,255	4.9%	9.6%	11.1%	11.6%
% of FP17s for the same patient ID Re-attending within 3 months - Adults	1,073	7,006	15.3%	13.9%	15.3%	15.5%
% of FP17s for the same patient ID Re-attending between 3 & 9 months - Children	867	1,255	69.1%	61.8%	61.1%	58.8%
% of FP17s for the same patient ID Re-attending between 3 & 9 months - Adults	4,407	7,006	62.9%	53.1%	52.3%	51.1%
% of FP17s for Band 1 Urgent Courses	689	7,626	9.0%	9.9%	9.5%	9.0%
% of FP17s Relating to Free Repair or Replacements	65	7,626	0.9%	0.6%	0.7%	0.8%
% of FP17s Relating to Continuations	12	7,626	0.2%	0.9%	0.8%	0.9%
% of Patients satisfied with the dentistry they have received	5	7	N/A	92.6%	93.6%	93.3%
% of Patients satisfied with the time they had to wait for an appointment	7	7	N/A	89.8%	88.8%	88.9%

\* This is based on patients treated on this contract for their most recent course of treatment. Figures in italics indicate the base number of FP17s or Patient Questionnaire responses are less than 100. N/A is shown where the base number of responses is less than 10 during the period. % is calculated as Quantity/Base number\*100

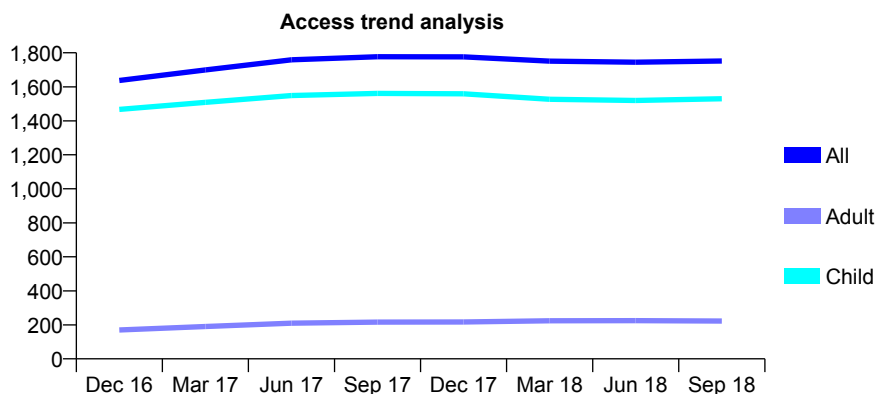
## Q70 - Vital Signs At a Glance Contract Report for 109770/0001 - September 2018

Name or company name	Marlott Road Partnership
Contract type name	GDS Contract
Purpose of contract	General
Contract start date	21/07/2015
Contract end date	

18/19 Contracted general activity (UDA)	3,290
Carry forward general activity (UDA)	11
18/19 Contracted orthodontic activity (UOA)	0
Carry forward orthodontic activity (UOA)	0
Baseline contract value	£83,588.77

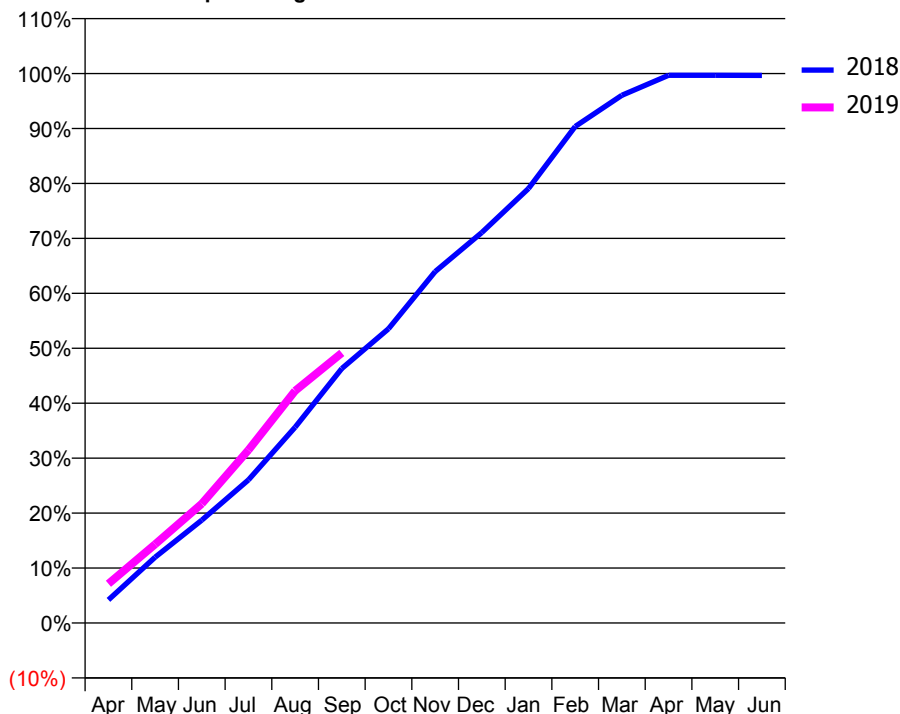
### ACCESS\*

Patients seen in 24 months	Total	Change since previous quarter
Quarter ending September 2017	1,777	
Quarter ending December 2017	1,776	→
Quarter ending March 2018	1,751	↓
Quarter ending June 2018	1,745	→
Quarter ending September 2018	1,752	→
<b>Variance since September 2017</b>	<b>(1.4%)</b>	<b>↓</b>



### ACTIVITY

Cumulative percentage of contracted UDA delivered 2018 & 2019



Month	Adjusted Scheduled Activity (UDA)	
	2018	2019
April	138	235
May	394	472
June	616	714
July	857	1,036
August	1,173	1,390
September	1,523	1,617
October	1,762	
November	2,104	
December	2,338	
January	2,602	
February	2,973	
March	3,160	
April	3,279	
May	3,279	
June	3,278	

### QUALITY

	Quantity	Base Number	Contract	AT	Region	England
% of FP17s for the same patient ID Re-attending within 3 months - Children	92	1,123	8.2%	9.6%	11.1%	11.6%
% of FP17s for the same patient ID Re-attending within 3 months - Adults	7	60	11.7%	13.9%	15.3%	15.5%
% of FP17s for the same patient ID Re-attending between 3 & 9 months - Children	521	1,123	46.4%	61.8%	61.1%	58.8%
% of FP17s for the same patient ID Re-attending between 3 & 9 months - Adults	25	60	41.7%	53.1%	52.3%	51.1%
% of FP17s for Band 1 Urgent Courses	61	1,119	5.5%	9.9%	9.5%	9.0%
% of FP17s Relating to Free Repair or Replacements	0	1,119	0.0%	0.6%	0.7%	0.8%
% of FP17s Relating to Continuations	2	1,119	0.2%	0.9%	0.8%	0.9%
% of Patients satisfied with the dentistry they have received	0	0	N/A	92.6%	93.6%	93.3%
% of Patients satisfied with the time they had to wait for an appointment	0	0	N/A	89.8%	88.8%	88.9%

\* This is based on patients treated on this contract for their most recent course of treatment. Figures in italics indicate the base number of FP17s or Patient Questionnaire responses are less than 100. N/A is shown where the base number of responses is less than 10 during the period. % is calculated as Quantity/Base number\*100

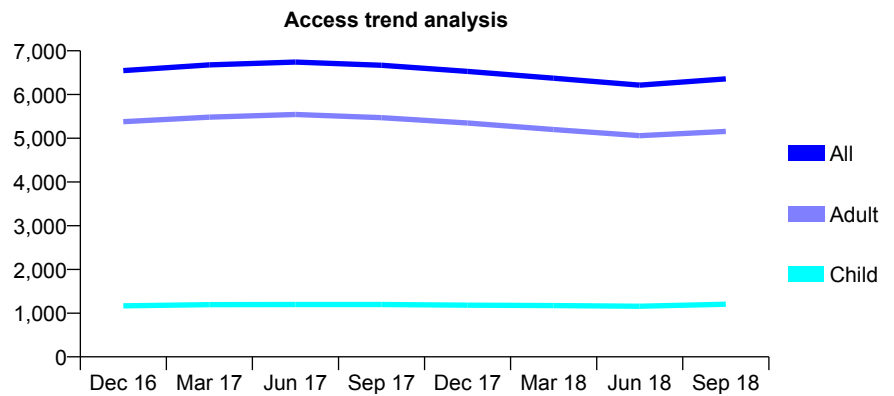
## Q70 - Vital Signs At a Glance Contract Report for 109878/0001 - September 2018

Name or company name	Hampshire Terrace Dental Care
Contract type name	GDS Contract
Purpose of contract	General
Contract start date	01/09/2011
Contract end date	

18/19 Contracted general activity (UDA)	17,197
Carry forward general activity (UDA)	70
18/19 Contracted orthodontic activity (UOA)	0
Carry forward orthodontic activity (UOA)	0
Baseline contract value	£433,701.56

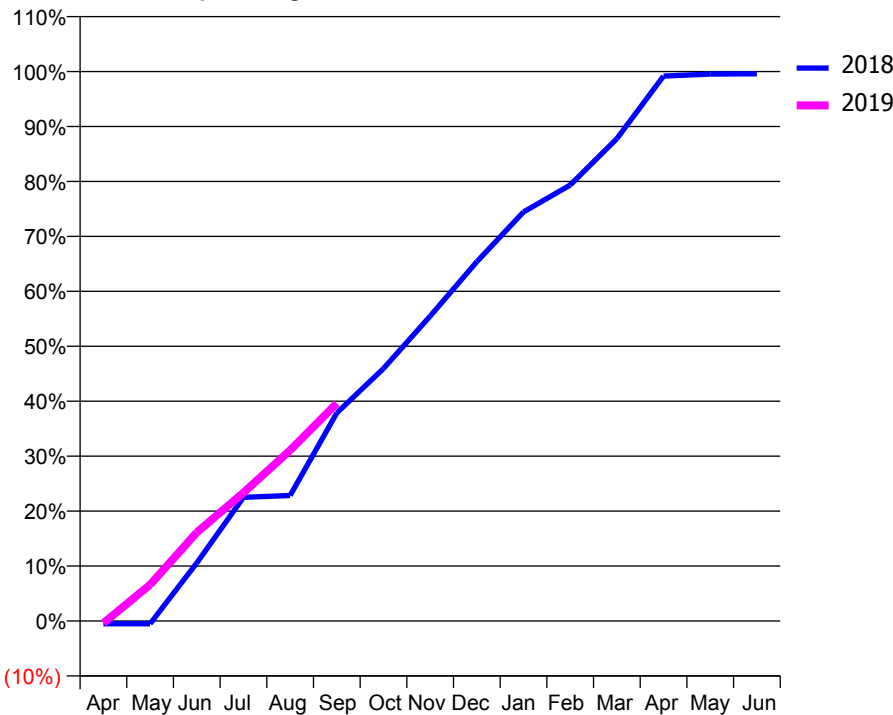
### ACCESS\*

Patients seen in 24 months	Total	Change since previous quarter
Quarter ending September 2017	6,669	
Quarter ending December 2017	6,529	↓
Quarter ending March 2018	6,374	↓
Quarter ending June 2018	6,215	↓
Quarter ending September 2018	6,358	↑
<b>Variance since September 2017</b>	<b>(4.7%)</b>	<b>↓</b>



### ACTIVITY

Cumulative percentage of contracted UDA delivered 2018 & 2019



Month	Adjusted Scheduled Activity (UDA)	
	2018	2019
April	-89	-70
May	-89	1,136
June	1,818	2,775
July	3,870	4,017
August	3,930	5,342
September	6,511	6,811
October	7,902	
November	9,540	
December	11,245	
January	12,799	
February	13,644	
March	15,095	
April	17,056	
May	17,114	
June	17,126	

### QUALITY

	Quantity	Base Number	Contract	AT	Region	England
% of FP17s for the same patient ID Re-attending within 3 months - Children	61	1,027	5.9%	9.6%	11.1%	11.6%
% of FP17s for the same patient ID Re-attending within 3 months - Adults	597	4,263	14.0%	13.9%	15.3%	15.5%
% of FP17s for the same patient ID Re-attending between 3 & 9 months - Children	636	1,027	61.9%	61.8%	61.1%	58.8%
% of FP17s for the same patient ID Re-attending between 3 & 9 months - Adults	2,569	4,263	60.3%	53.1%	52.3%	51.1%
% of FP17s for Band 1 Urgent Courses	230	3,748	6.1%	9.9%	9.5%	9.0%
% of FP17s Relating to Free Repair or Replacements	30	3,748	0.8%	0.6%	0.7%	0.8%
% of FP17s Relating to Continuations	8	3,748	0.2%	0.9%	0.8%	0.9%
% of Patients satisfied with the dentistry they have received	3	3	N/A	92.6%	93.6%	93.3%
% of Patients satisfied with the time they had to wait for an appointment	3	3	N/A	89.8%	88.8%	88.9%

\* This is based on patients treated on this contract for their most recent course of treatment. Figures in italics indicate the base number of FP17s or Patient Questionnaire responses are less than 100. N/A is shown where the base number of responses is less than 10 during the period. % is calculated as Quantity/Base number\*100

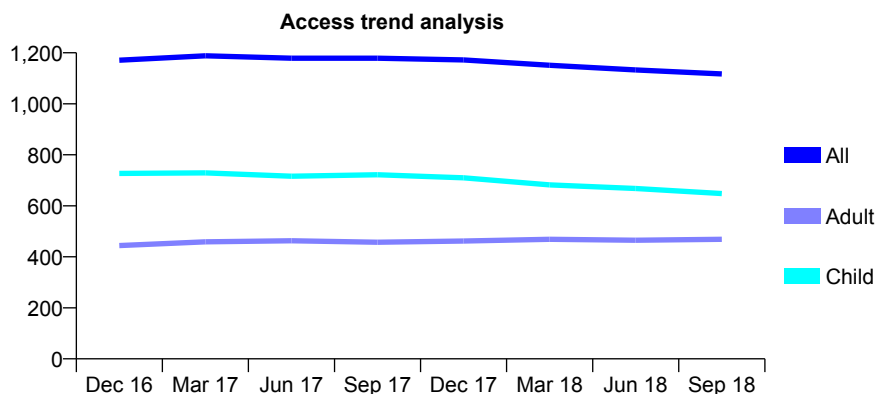
## Q70 - Vital Signs At a Glance Contract Report for 109916/0001 - September 2018

Name or company name	Parchment Street Dental Practice Partners
Contract type name	GDS Contract
Purpose of contract	General
Contract start date	28/06/2010
Contract end date	

18/19 Contracted general activity (UDA)	2,885
Carry forward general activity (UDA)	0
18/19 Contracted orthodontic activity (UOA)	0
Carry forward orthodontic activity (UOA)	0
Baseline contract value	£62,371.14

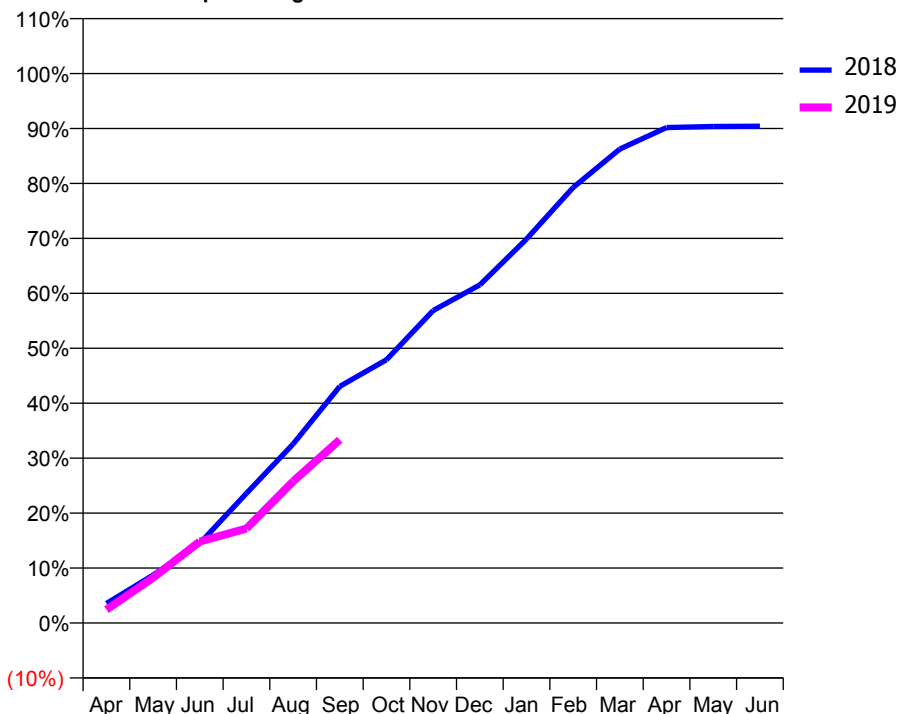
### ACCESS\*

Patients seen in 24 months	Total	Change since previous quarter
Quarter ending September 2017	1,179	
Quarter ending December 2017	1,172	→
Quarter ending March 2018	1,151	↓
Quarter ending June 2018	1,133	↓
Quarter ending September 2018	1,117	↓
<b>Variance since September 2017</b>	<b>(5.3%)</b>	<b>↓</b>



### ACTIVITY

Cumulative percentage of contracted UDA delivered 2018 & 2019



Adjusted Scheduled Activity (UDA)

Month	2018	2019
April	102	70
May	252	238
June	418	428
July	681	496
August	940	744
September	1,242	962
October	1,382	
November	1,641	
December	1,775	
January	2,016	
February	2,287	
March	2,489	
April	2,601	
May	2,607	
June	2,608	

### QUALITY

	Quantity	Base Number	Contract	AT	Region	England
% of FP17s for the same patient ID Re-attending within 3 months - Children	19	461	4.1%	9.6%	11.1%	11.6%
% of FP17s for the same patient ID Re-attending within 3 months - Adults	23	227	10.1%	13.9%	15.3%	15.5%
% of FP17s for the same patient ID Re-attending between 3 & 9 months - Children	327	461	70.9%	61.8%	61.1%	58.8%
% of FP17s for the same patient ID Re-attending between 3 & 9 months - Adults	122	227	53.7%	53.1%	52.3%	51.1%
% of FP17s for Band 1 Urgent Courses	15	627	2.4%	9.9%	9.5%	9.0%
% of FP17s Relating to Free Repair or Replacements	0	627	0.0%	0.6%	0.7%	0.8%
% of FP17s Relating to Continuations	3	627	0.5%	0.9%	0.8%	0.9%
% of Patients satisfied with the dentistry they have received	0	0	N/A	92.6%	93.6%	93.3%
% of Patients satisfied with the time they had to wait for an appointment	0	0	N/A	89.8%	88.8%	88.9%

\* This is based on patients treated on this contract for their most recent course of treatment. Figures in italics indicate the base number of FP17s or Patient Questionnaire responses are less than 100. N/A is shown where the base number of responses is less than 10 during the period. % is calculated as Quantity/Base number\*100

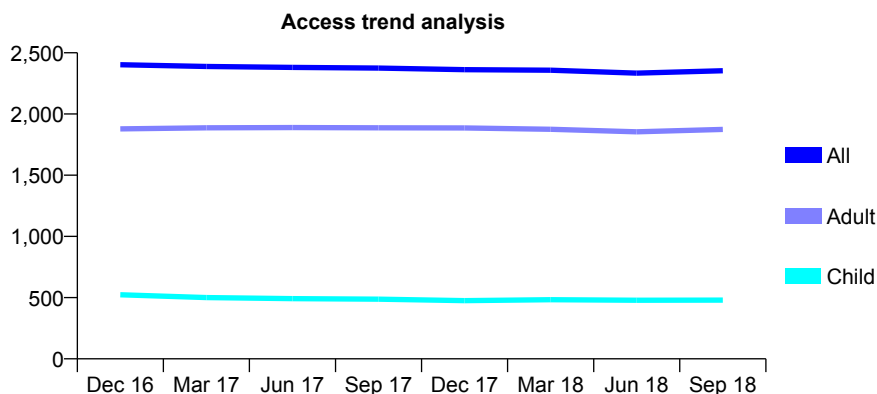
## Q70 - Vital Signs At a Glance Contract Report for 110485/0001 - September 2018

Name or company name	Mr M C Omar
Contract type name	GDS Contract
Purpose of contract	General
Contract start date	01/10/2013
Contract end date	

18/19 Contracted general activity (UDA)	7,987
Carry forward general activity (UDA)	0
18/19 Contracted orthodontic activity (UOA)	0
Carry forward orthodontic activity (UOA)	0
Baseline contract value	£179,181.52

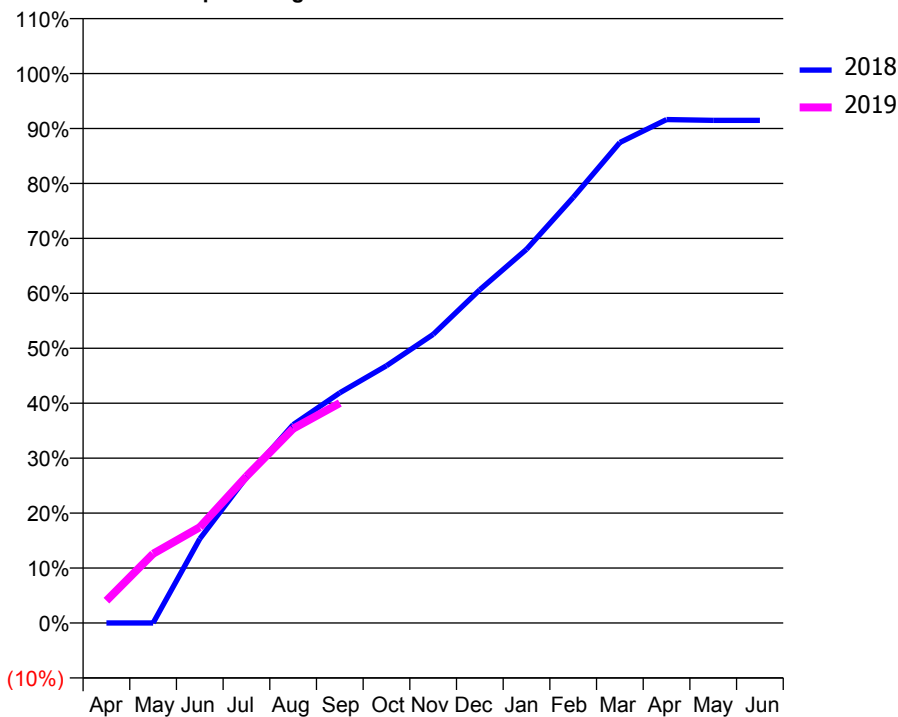
### ACCESS\*

Patients seen in 24 months	Total	Change since previous quarter
Quarter ending September 2017	2,375	
Quarter ending December 2017	2,362	→
Quarter ending March 2018	2,358	→
Quarter ending June 2018	2,334	↓
Quarter ending September 2018	2,354	→
<b>Variance since September 2017</b>	<b>(0.9%)</b>	<b>→</b>



### ACTIVITY

Cumulative percentage of contracted UDA delivered 2018 & 2019



Month	Adjusted Scheduled Activity (UDA)	
	2018	2019
April	0	324
May	0	1,007
June	1,224	1,393
July	2,117	2,133
August	2,883	2,825
September	3,346	3,197
October	3,739	
November	4,195	
December	4,845	
January	5,432	
February	6,187	
March	6,984	
April	7,317	
May	7,306	
June	7,306	

### QUALITY

	Quantity	Base Number	Contract	AT	Region	England
% of FP17s for the same patient ID Re-attending within 3 months - Children	35	425	8.2%	9.6%	11.1%	11.6%
% of FP17s for the same patient ID Re-attending within 3 months - Adults	187	1,340	14.0%	13.9%	15.3%	15.5%
% of FP17s for the same patient ID Re-attending between 3 & 9 months - Children	282	425	66.4%	61.8%	61.1%	58.8%
% of FP17s for the same patient ID Re-attending between 3 & 9 months - Adults	629	1,340	46.9%	53.1%	52.3%	51.1%
% of FP17s for Band 1 Urgent Courses	77	1,634	4.7%	9.9%	9.5%	9.0%
% of FP17s Relating to Free Repair or Replacements	14	1,634	0.9%	0.6%	0.7%	0.8%
% of FP17s Relating to Continuations	8	1,634	0.5%	0.9%	0.8%	0.9%
% of Patients satisfied with the dentistry they have received	2	2	N/A	92.6%	93.6%	93.3%
% of Patients satisfied with the time they had to wait for an appointment	2	2	N/A	89.8%	88.8%	88.9%

\* This is based on patients treated on this contract for their most recent course of treatment. Figures in italics indicate the base number of FP17s or Patient Questionnaire responses are less than 100. N/A is shown where the base number of responses is less than 10 during the period. % is calculated as Quantity/Base number\*100



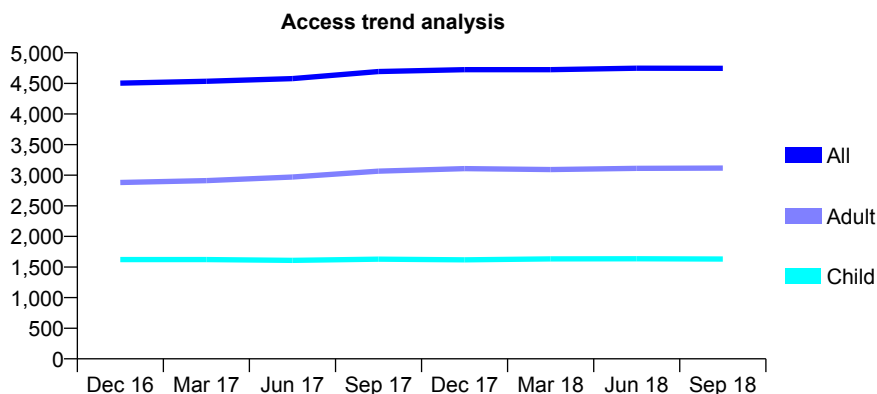
## Q70 - Vital Signs At a Glance Contract Report for 110663/0001 - September 2018

Name or company name	Lake Road Dental Practice
Contract type name	GDS Contract
Purpose of contract	General
Contract start date	01/07/2010
Contract end date	

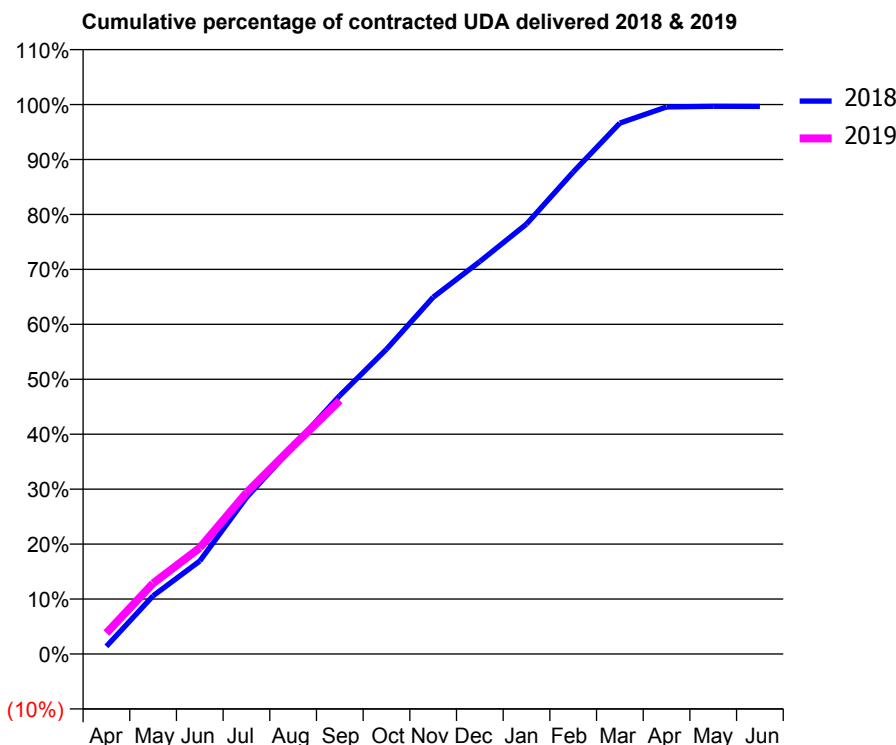
18/19 Contracted general activity (UDA)	17,225
Carry forward general activity (UDA)	60
18/19 Contracted orthodontic activity (UOA)	0
Carry forward orthodontic activity (UOA)	0
Baseline contract value	£476,792.71

### ACCESS\*

Patients seen in 24 months	Total	Change since previous quarter
Quarter ending September 2017	4,694	
Quarter ending December 2017	4,725	→
Quarter ending March 2018	4,725	→
Quarter ending June 2018	4,748	→
Quarter ending September 2018	4,747	→
<b>Variance since September 2017</b>	<b>1.1%</b>	<b>→</b>



### ACTIVITY



Month	Adjusted Scheduled Activity (UDA)	
	2018	2019
April	241	656
May	1,825	2,217
June	2,917	3,329
July	4,905	5,057
August	6,505	6,520
September	8,102	7,947
October	9,554	
November	11,183	
December	12,302	
January	13,478	
February	15,109	
March	16,642	
April	17,148	
May	17,168	
June	17,165	

### QUALITY

	Quantity	Base Number	Contract	AT	Region	England
% of FP17s for the same patient ID Re-attending within 3 months - Children	121	1,692	7.2%	9.6%	11.1%	11.6%
% of FP17s for the same patient ID Re-attending within 3 months - Adults	304	2,565	11.9%	13.9%	15.3%	15.5%
% of FP17s for the same patient ID Re-attending between 3 & 9 months - Children	1,256	1,692	74.2%	61.8%	61.1%	58.8%
% of FP17s for the same patient ID Re-attending between 3 & 9 months - Adults	1,659	2,565	64.7%	53.1%	52.3%	51.1%
% of FP17s for Band 1 Urgent Courses	485	4,006	12.1%	9.9%	9.5%	9.0%
% of FP17s Relating to Free Repair or Replacements	28	4,006	0.7%	0.6%	0.7%	0.8%
% of FP17s Relating to Continuations	25	4,006	0.6%	0.9%	0.8%	0.9%
% of Patients satisfied with the dentistry they have received	2	2	N/A	92.6%	93.6%	93.3%
% of Patients satisfied with the time they had to wait for an appointment	2	2	N/A	89.8%	88.8%	88.9%

\* This is based on patients treated on this contract for their most recent course of treatment. Figures in italics indicate the base number of FP17s or Patient Questionnaire responses are less than 100. N/A is shown where the base number of responses is less than 10 during the period. % is calculated as Quantity/Base number\*100

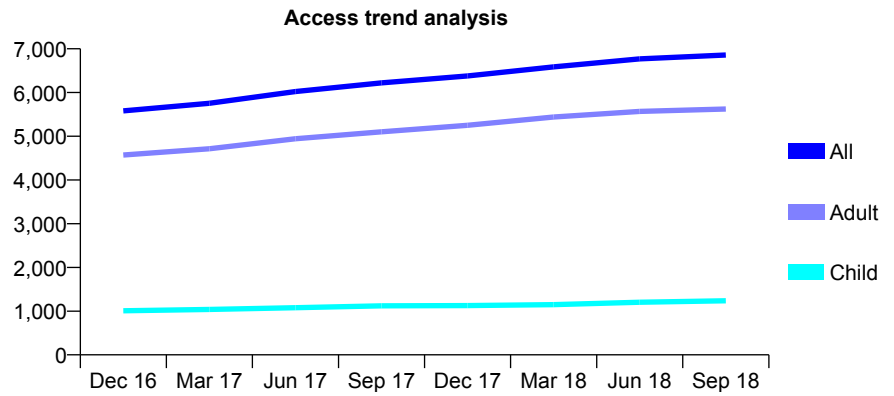
## Q70 - Vital Signs At a Glance Contract Report for 110701/0001 - September 2018

Name or company name	Dr H Dhatt
Contract type name	GDS Contract
Purpose of contract	General
Contract start date	01/04/2010
Contract end date	

18/19 Contracted general activity (UDA)	18,000
Carry forward general activity (UDA)	0
18/19 Contracted orthodontic activity (UOA)	0
Carry forward orthodontic activity (UOA)	0
Baseline contract value	£473,706.89

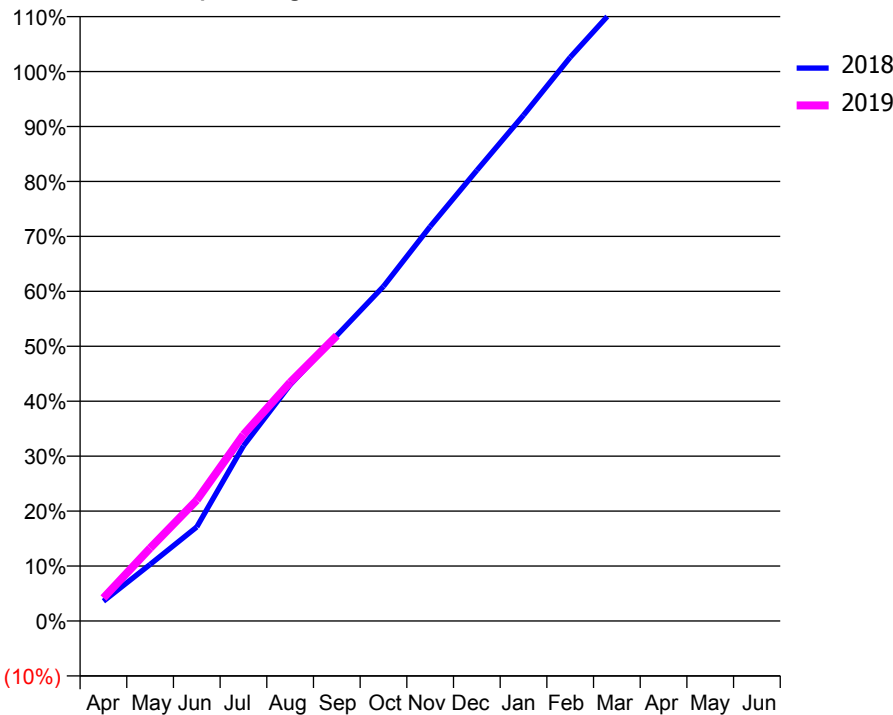
### ACCESS\*

Patients seen in 24 months	Total	Change since previous quarter
Quarter ending September 2017	6,221	
Quarter ending December 2017	6,379	↑
Quarter ending March 2018	6,588	↑
Quarter ending June 2018	6,769	↑
Quarter ending September 2018	6,859	→
<b>Variance since September 2017</b>	<b>10.3%</b>	<b>↑</b>



### ACTIVITY

Cumulative percentage of contracted UDA delivered 2018 & 2019



Month	Adjusted Scheduled Activity (UDA)	
	2018	2019
April	647	752
May	1,853	2,389
June	3,083	3,959
July	5,737	6,104
August	7,738	7,816
September	9,356	9,344
October	10,961	
November	12,924	
December	14,763	
January	16,570	
February	18,467	
March	20,145	
April	20,923	
May	20,948	
June	20,948	

### QUALITY

	Quantity	Base Number	Contract	AT	Region	England
% of FP17s for the same patient ID Re-attending within 3 months - Children	63	1,017	6.2%	9.6%	11.1%	11.6%
% of FP17s for the same patient ID Re-attending within 3 months - Adults	501	3,912	12.8%	13.9%	15.3%	15.5%
% of FP17s for the same patient ID Re-attending between 3 & 9 months - Children	626	1,017	61.6%	61.8%	61.1%	58.8%
% of FP17s for the same patient ID Re-attending between 3 & 9 months - Adults	1,969	3,912	50.3%	53.1%	52.3%	51.1%
% of FP17s for Band 1 Urgent Courses	708	4,201	16.9%	9.9%	9.5%	9.0%
% of FP17s Relating to Free Repair or Replacements	1	4,201	0.0%	0.6%	0.7%	0.8%
% of FP17s Relating to Continuations	13	4,201	0.3%	0.9%	0.8%	0.9%
% of Patients satisfied with the dentistry they have received	2	2	N/A	92.6%	93.6%	93.3%
% of Patients satisfied with the time they had to wait for an appointment	2	2	N/A	89.8%	88.8%	88.9%

\* This is based on patients treated on this contract for their most recent course of treatment. Figures in italics indicate the base number of FP17s or Patient Questionnaire responses are less than 100. N/A is shown where the base number of responses is less than 10 during the period. % is calculated as Quantity/Base number\*100

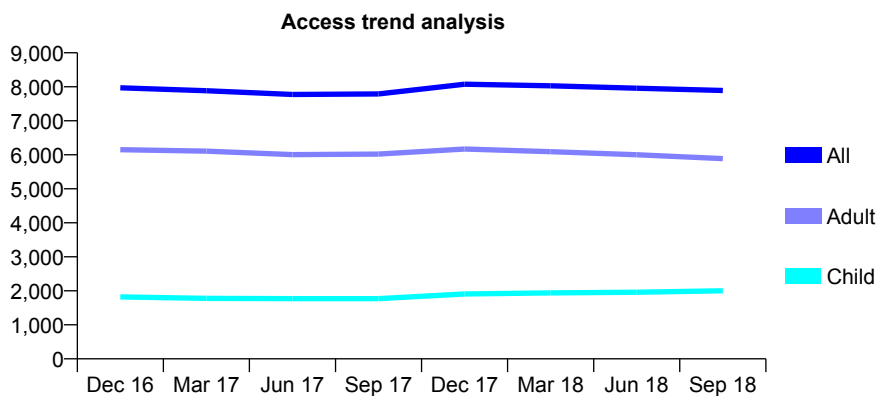
## Q70 - Vital Signs At a Glance Contract Report for 112410/0001 - September 2018

Name or company name	Dale Road Oral Care Ltd
Contract type name	GDS Contract
Purpose of contract	General
Contract start date	01/09/2010
Contract end date	

18/19 Contracted general activity (UDA)	30,000
Carry forward general activity (UDA)	0
18/19 Contracted orthodontic activity (UOA)	0
Carry forward orthodontic activity (UOA)	0
Baseline contract value	£712,739.38

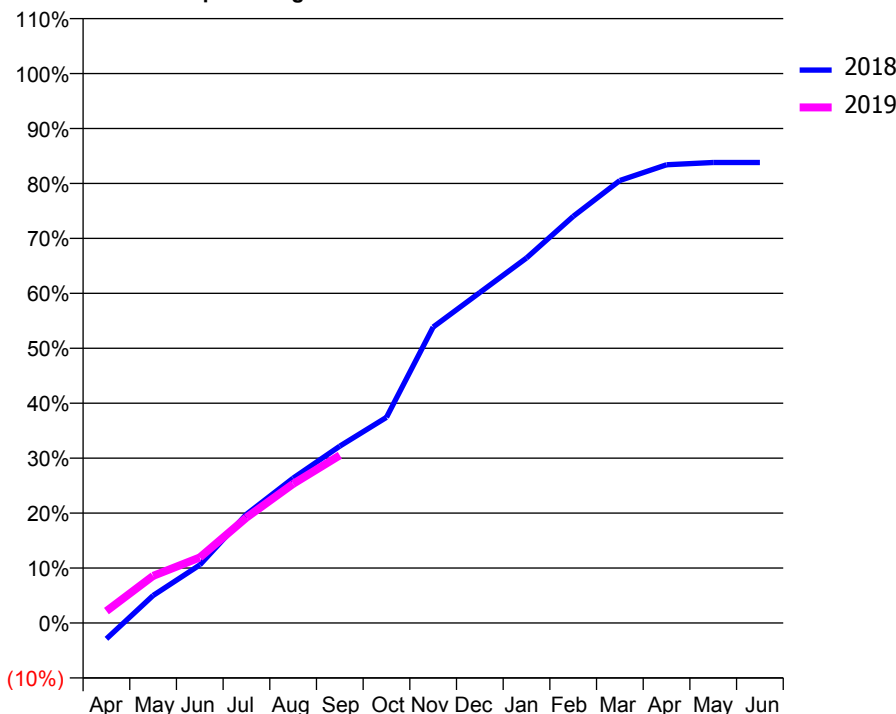
### ACCESS\*

Patients seen in 24 months	Total	Change since previous quarter
Quarter ending September 2017	7,791	
Quarter ending December 2017	8,077	↑
Quarter ending March 2018	8,031	→
Quarter ending June 2018	7,958	→
Quarter ending September 2018	7,891	→
<b>Variance since September 2017</b>	<b>1.3%</b>	<b>→</b>



### ACTIVITY

Cumulative percentage of contracted UDA delivered 2018 & 2019



Adjusted Scheduled Activity (UDA)

Month	2018	2019
April	-812	655
May	1,403	2,573
June	2,957	3,581
July	5,544	5,754
August	7,381	7,595
September	9,016	9,153
October	10,478	
November	15,082	
December	16,839	
January	18,600	
February	20,718	
March	22,546	
April	23,350	
May	23,467	
June	23,466	

### QUALITY

	Quantity	Base Number	Contract	AT	Region	England
% of FP17s for the same patient ID Re-attending within 3 months - Children	140	1,374	10.2%	9.6%	11.1%	11.6%
% of FP17s for the same patient ID Re-attending within 3 months - Adults	523	3,264	16.0%	13.9%	15.3%	15.5%
% of FP17s for the same patient ID Re-attending between 3 & 9 months - Children	631	1,374	45.9%	61.8%	61.1%	58.8%
% of FP17s for the same patient ID Re-attending between 3 & 9 months - Adults	1,476	3,264	45.2%	53.1%	52.3%	51.1%
% of FP17s for Band 1 Urgent Courses	454	4,203	10.8%	9.9%	9.5%	9.0%
% of FP17s Relating to Free Repair or Replacements	21	4,203	0.5%	0.6%	0.7%	0.8%
% of FP17s Relating to Continuations	87	4,203	2.1%	0.9%	0.8%	0.9%
% of Patients satisfied with the dentistry they have received	4	4	N/A	92.6%	93.6%	93.3%
% of Patients satisfied with the time they had to wait for an appointment	3	4	N/A	89.8%	88.8%	88.9%

\* This is based on patients treated on this contract for their most recent course of treatment. Figures in italics indicate the base number of FP17s or Patient Questionnaire responses are less than 100. N/A is shown where the base number of responses is less than 10 during the period. % is calculated as Quantity/Base number\*100

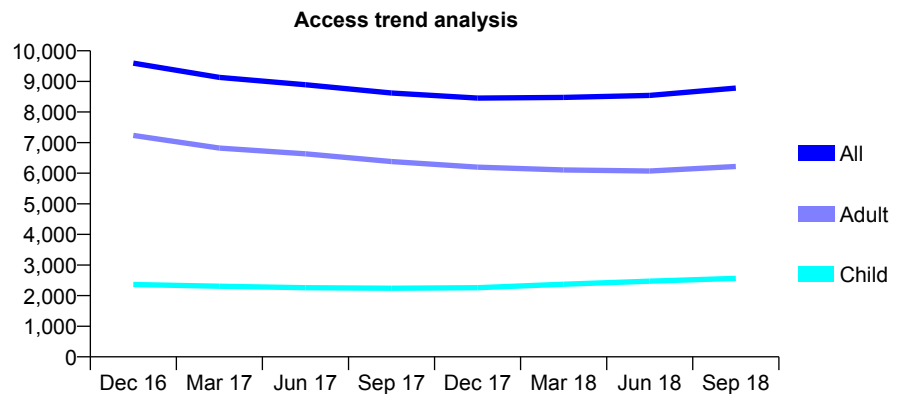
## Q70 - Vital Signs At a Glance Contract Report for 112488/0004 - September 2018

Name or company name	Integrated Dental Holdings
Contract type name	GDS Contract
Purpose of contract	General
Contract start date	01/01/2009
Contract end date	

18/19 Contracted general activity (UDA)	29,968
Carry forward general activity (UDA)	0
18/19 Contracted orthodontic activity (UOA)	0
Carry forward orthodontic activity (UOA)	0
Baseline contract value	£695,341.85

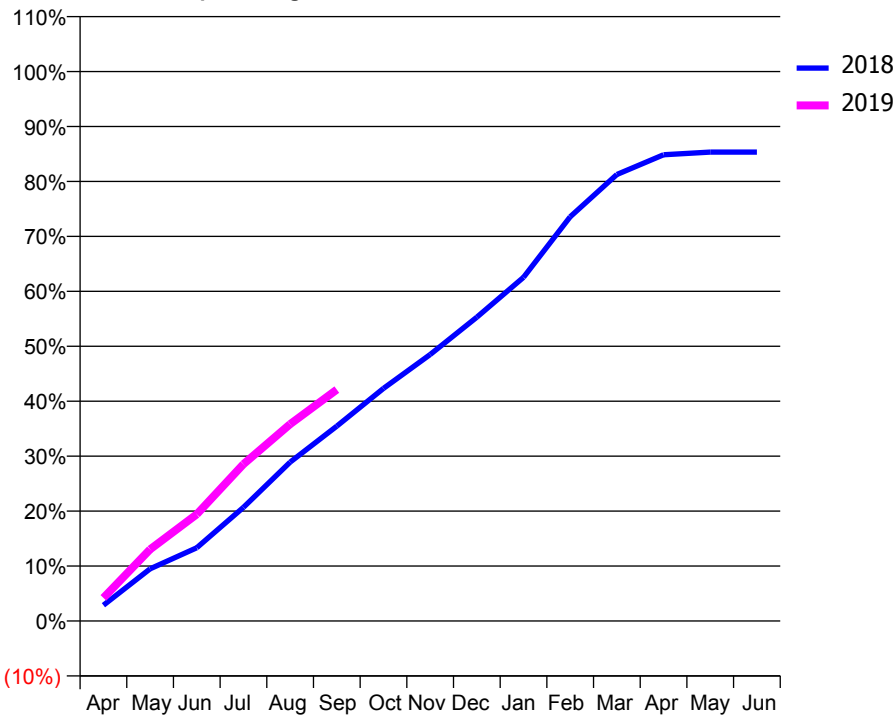
### ACCESS\*

Patients seen in 24 months	Total	Change since previous quarter
Quarter ending September 2017	8,622	
Quarter ending December 2017	8,456	↓
Quarter ending March 2018	8,477	→
Quarter ending June 2018	8,542	→
Quarter ending September 2018	8,783	↑
<b>Variance since September 2017</b>	<b>1.9%</b>	<b>→</b>



### ACTIVITY

Cumulative percentage of contracted UDA delivered 2018 & 2019



Month	Adjusted Scheduled Activity (UDA)	
	2018	2019
April	865	1,264
May	2,848	3,909
June	3,999	5,820
July	6,200	8,554
August	8,664	10,734
September	10,629	12,623
October	12,687	
November	14,536	
December	16,568	
January	18,745	
February	22,048	
March	24,351	
April	25,431	
May	25,572	
June	25,571	

### QUALITY

	Quantity	Base Number	Contract	AT	Region	England
% of FP17s for the same patient ID Re-attending within 3 months - Children	122	1,896	6.4%	9.6%	11.1%	11.6%
% of FP17s for the same patient ID Re-attending within 3 months - Adults	524	3,979	13.2%	13.9%	15.3%	15.5%
% of FP17s for the same patient ID Re-attending between 3 & 9 months - Children	1,007	1,896	53.1%	61.8%	61.1%	58.8%
% of FP17s for the same patient ID Re-attending between 3 & 9 months - Adults	1,824	3,979	45.8%	53.1%	52.3%	51.1%
% of FP17s for Band 1 Urgent Courses	447	5,415	8.3%	9.9%	9.5%	9.0%
% of FP17s Relating to Free Repair or Replacements	24	5,415	0.4%	0.6%	0.7%	0.8%
% of FP17s Relating to Continuations	39	5,415	0.7%	0.9%	0.8%	0.9%
% of Patients satisfied with the dentistry they have received	1	1	N/A	92.6%	93.6%	93.3%
% of Patients satisfied with the time they had to wait for an appointment	1	1	N/A	89.8%	88.8%	88.9%

\* This is based on patients treated on this contract for their most recent course of treatment. Figures in italics indicate the base number of FP17s or Patient Questionnaire responses are less than 100. N/A is shown where the base number of responses is less than 10 during the period. % is calculated as Quantity/Base number\*100

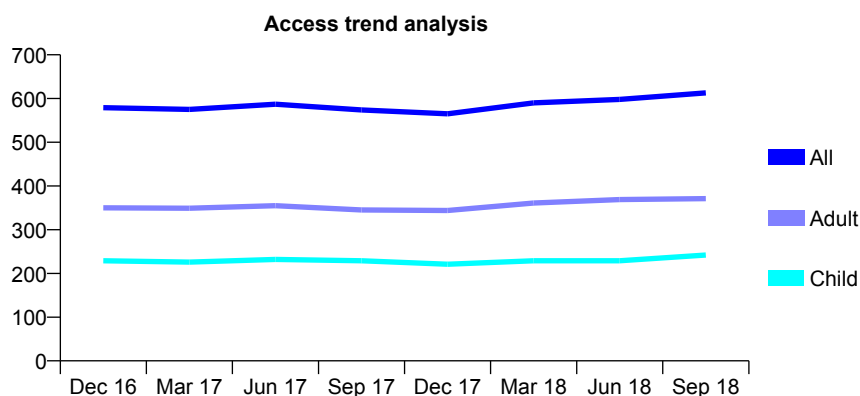
## Q70 - Vital Signs At a Glance Contract Report for 112593/0001 - September 2018

Name or company name	Mrs T C Martin
Contract type name	GDS Contract
Purpose of contract	General
Contract start date	01/01/2012
Contract end date	

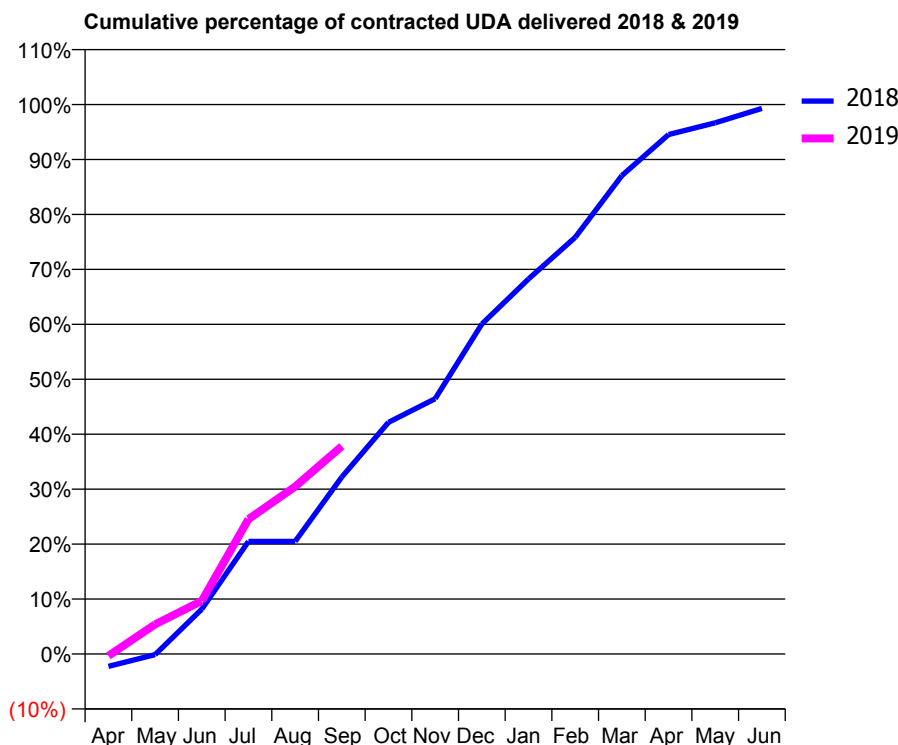
18/19 Contracted general activity (UDA)	1,407
Carry forward general activity (UDA)	10
18/19 Contracted orthodontic activity (UOA)	0
Carry forward orthodontic activity (UOA)	0
Baseline contract value	£35,116.64

### ACCESS\*

Patients seen in 24 months	Total	Change since previous quarter
Quarter ending September 2017	574	
Quarter ending December 2017	565	↓
Quarter ending March 2018	590	↑
Quarter ending June 2018	598	→
Quarter ending September 2018	613	↑
<b>Variance since September 2017</b>	<b>6.8%</b>	<b>↑</b>



### ACTIVITY



Adjusted Scheduled Activity (UDA)		
Month	2018	2019
April	-32	-5
May	-2	76
June	115	136
July	288	345
August	288	429
September	453	532
October	593	
November	654	
December	845	
January	960	
February	1,067	
March	1,225	
April	1,330	
May	1,360	
June	1,397	

### QUALITY

	Quantity	Base Number	Contract	AT	Region	England
% of FP17s for the same patient ID Re-attending within 3 months - Children	12	179	6.7%	9.6%	11.1%	11.6%
% of FP17s for the same patient ID Re-attending within 3 months - Adults	30	245	12.2%	13.9%	15.3%	15.5%
% of FP17s for the same patient ID Re-attending between 3 & 9 months - Children	101	179	56.4%	61.8%	61.1%	58.8%
% of FP17s for the same patient ID Re-attending between 3 & 9 months - Adults	133	245	54.3%	53.1%	52.3%	51.1%
% of FP17s for Band 1 Urgent Courses	6	354	1.7%	9.9%	9.5%	9.0%
% of FP17s Relating to Free Repair or Replacements	0	354	0.0%	0.6%	0.7%	0.8%
% of FP17s Relating to Continuations	0	354	0.0%	0.9%	0.8%	0.9%
% of Patients satisfied with the dentistry they have received	0	0	N/A	92.6%	93.6%	93.3%
% of Patients satisfied with the time they had to wait for an appointment	0	0	N/A	89.8%	88.8%	88.9%

\* This is based on patients treated on this contract for their most recent course of treatment. Figures in italics indicate the base number of FP17s or Patient Questionnaire responses are less than 100. N/A is shown where the base number of responses is less than 10 during the period. % is calculated as Quantity/Base number\*100

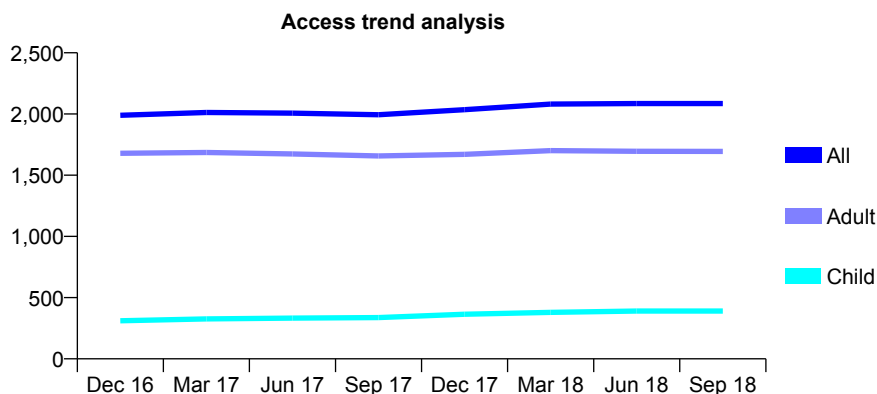
## Q70 - Vital Signs At a Glance Contract Report for 112690/0001 - September 2018

Name or company name	The Grove Dental Practice
Contract type name	GDS Contract
Purpose of contract	General
Contract start date	28/03/2014
Contract end date	

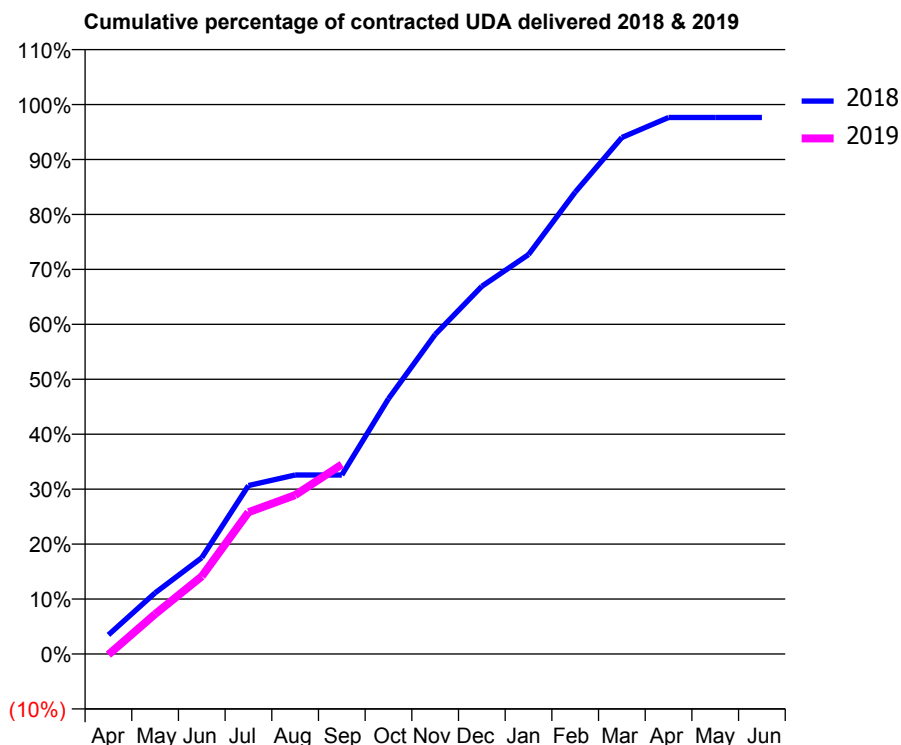
18/19 Contracted general activity (UDA)	5,028
Carry forward general activity (UDA)	118
18/19 Contracted orthodontic activity (UOA)	0
Carry forward orthodontic activity (UOA)	0
Baseline contract value	£116,940.35

### ACCESS\*

Patients seen in 24 months	Total	Change since previous quarter
Quarter ending September 2017	1,994	
Quarter ending December 2017	2,035	↑
Quarter ending March 2018	2,081	↑
Quarter ending June 2018	2,086	→
Quarter ending September 2018	2,085	→
<b>Variance since September 2017</b>	<b>4.6%</b>	<b>↑</b>



### ACTIVITY



Month	Adjusted Scheduled Activity (UDA)	
	2018	2019
April	176	-6
May	560	365
June	881	711
July	1,542	1,298
August	1,638	1,453
September	1,638	1,734
October	2,336	
November	2,924	
December	3,365	
January	3,655	
February	4,226	
March	4,726	
April	4,910	
May	4,910	
June	4,910	

### QUALITY

	Quantity	Base Number	Contract	AT	Region	England
% of FP17s for the same patient ID Re-attending within 3 months - Children	9	246	3.7%	9.6%	11.1%	11.6%
% of FP17s for the same patient ID Re-attending within 3 months - Adults	115	1,034	11.1%	13.9%	15.3%	15.5%
% of FP17s for the same patient ID Re-attending between 3 & 9 months - Children	161	246	65.4%	61.8%	61.1%	58.8%
% of FP17s for the same patient ID Re-attending between 3 & 9 months - Adults	609	1,034	58.9%	53.1%	52.3%	51.1%
% of FP17s for Band 1 Urgent Courses	151	1,189	12.7%	9.9%	9.5%	9.0%
% of FP17s Relating to Free Repair or Replacements	7	1,189	0.6%	0.6%	0.7%	0.8%
% of FP17s Relating to Continuations	0	1,189	0.0%	0.9%	0.8%	0.9%
% of Patients satisfied with the dentistry they have received	0	0	N/A	92.6%	93.6%	93.3%
% of Patients satisfied with the time they had to wait for an appointment	0	0	N/A	89.8%	88.8%	88.9%

\* This is based on patients treated on this contract for their most recent course of treatment. Figures in italics indicate the base number of FP17s or Patient Questionnaire responses are less than 100. N/A is shown where the base number of responses is less than 10 during the period. % is calculated as Quantity/Base number\*100

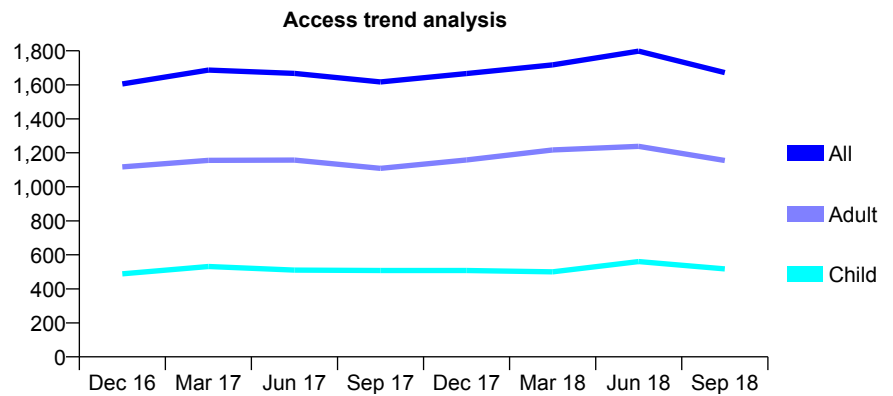
## Q70 - Vital Signs At a Glance Contract Report for 112844/0001 - September 2018

Name or company name	Tadley Dental Care Partnership
Contract type name	GDS Contract
Purpose of contract	General
Contract start date	09/03/2012
Contract end date	

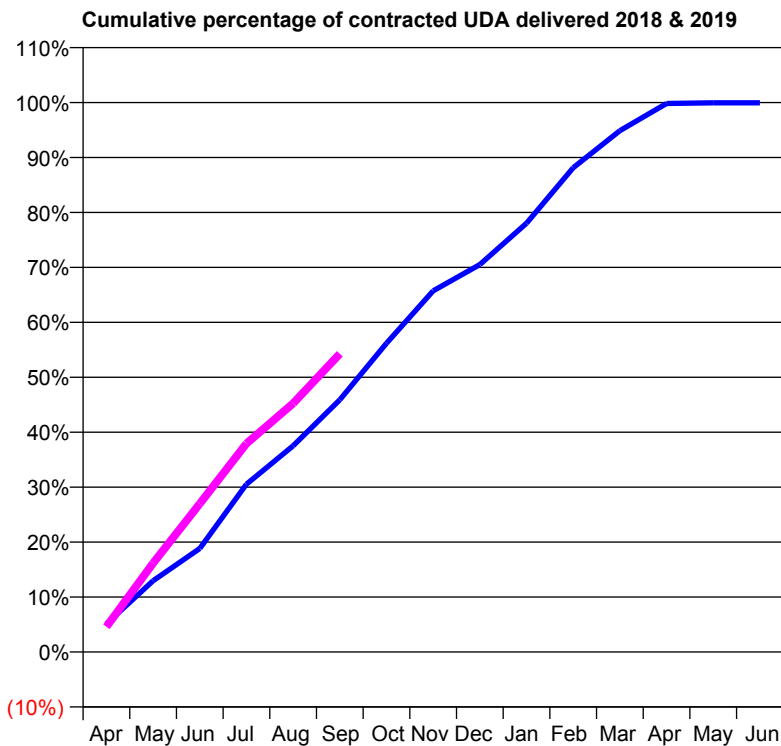
18/19 Contracted general activity (UDA)	4,130
Carry forward general activity (UDA)	2
18/19 Contracted orthodontic activity (UOA)	0
Carry forward orthodontic activity (UOA)	0
Baseline contract value	£108,726.00

### ACCESS\*

Patients seen in 24 months	Total	Change since previous quarter
Quarter ending September 2017	1,617	
Quarter ending December 2017	1,666	↑
Quarter ending March 2018	1,717	↑
Quarter ending June 2018	1,798	↑
Quarter ending September 2018	1,672	↓
<b>Variance since September 2017</b>	<b>3.4%</b>	<b>↑</b>



### ACTIVITY



Adjusted Scheduled Activity (UDA)		
Month	2018	2019
April	212	190
May	536	668
June	778	1,115
July	1,261	1,567
August	1,550	1,869
September	1,895	2,242
October	2,321	
November	2,715	
December	2,912	
January	3,223	
February	3,640	
March	3,919	
April	4,123	
May	4,128	
June	4,128	

### QUALITY

	Quantity	Base Number	Contract	AT	Region	England
% of FP17s for the same patient ID Re-attending within 3 months - Children	12	463	2.6%	9.6%	11.1%	11.6%
% of FP17s for the same patient ID Re-attending within 3 months - Adults	54	952	5.7%	13.9%	15.3%	15.5%
% of FP17s for the same patient ID Re-attending between 3 & 9 months - Children	117	463	25.3%	61.8%	61.1%	58.8%
% of FP17s for the same patient ID Re-attending between 3 & 9 months - Adults	260	952	27.3%	53.1%	52.3%	51.1%
% of FP17s for Band 1 Urgent Courses	73	1,291	5.7%	9.9%	9.5%	9.0%
% of FP17s Relating to Free Repair or Replacements	5	1,291	0.4%	0.6%	0.7%	0.8%
% of FP17s Relating to Continuations	2	1,291	0.2%	0.9%	0.8%	0.9%
% of Patients satisfied with the dentistry they have received	0	0	N/A	92.6%	93.6%	93.3%
% of Patients satisfied with the time they had to wait for an appointment	0	0	N/A	89.8%	88.8%	88.9%

\* This is based on patients treated on this contract for their most recent course of treatment. Figures in italics indicate the base number of FP17s or Patient Questionnaire responses are less than 100. N/A is shown where the base number of responses is less than 10 during the period. % is calculated as Quantity/Base number\*100



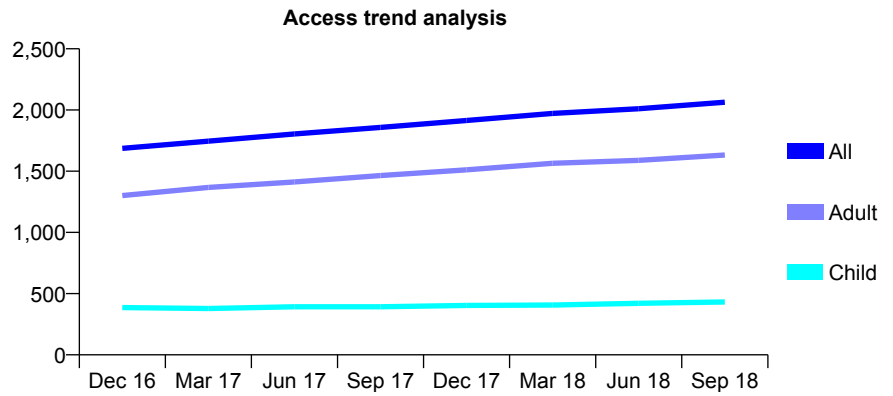
## Q70 - Vital Signs At a Glance Contract Report for 115304/0001 - September 2018

Name or company name	Ms A Modarresi-Tehrani
Contract type name	GDS Contract
Purpose of contract	General
Contract start date	10/08/2012
Contract end date	

18/19 Contracted general activity (UDA)	4,462
Carry forward general activity (UDA)	0
18/19 Contracted orthodontic activity (UOA)	0
Carry forward orthodontic activity (UOA)	0
Baseline contract value	£118,369.64

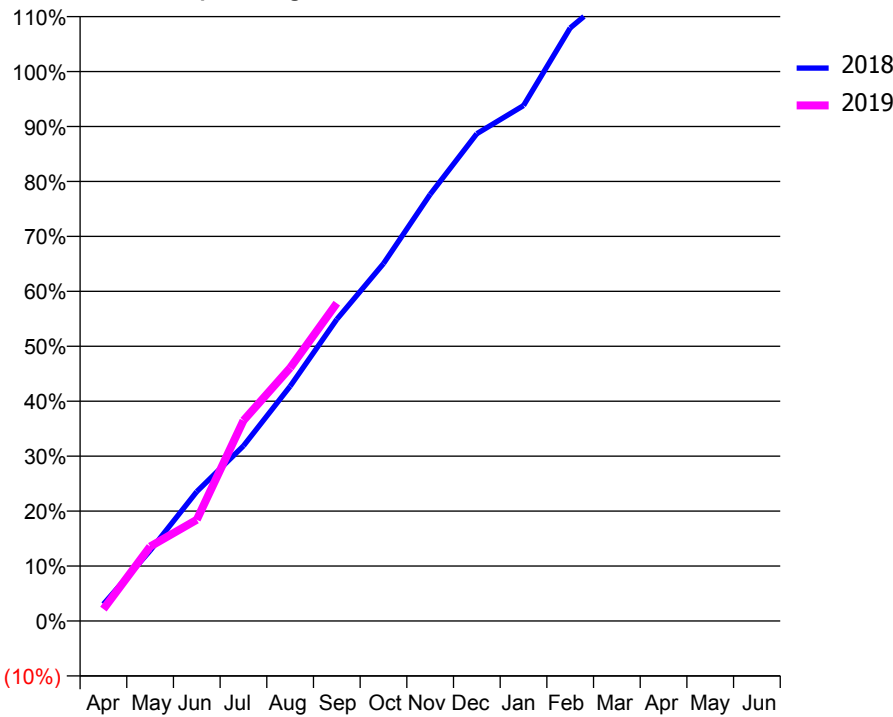
### ACCESS\*

Patients seen in 24 months	Total	Change since previous quarter
Quarter ending September 2017	1,858	
Quarter ending December 2017	1,915	↑
Quarter ending March 2018	1,972	↑
Quarter ending June 2018	2,010	→
Quarter ending September 2018	2,064	↑
<b>Variance since September 2017</b>	<b>11.1%</b>	<b>↑</b>



### ACTIVITY

Cumulative percentage of contracted UDA delivered 2018 & 2019



Month	Adjusted Scheduled Activity (UDA)	
	2018	2019
April	137	97
May	571	605
June	1,051	823
July	1,422	1,628
August	1,906	2,055
September	2,450	2,581
October	2,903	
November	3,464	
December	3,957	
January	4,186	
February	4,816	
March	5,129	
April	5,380	
May	5,385	
June	5,386	

### QUALITY

	Quantity	Base Number	Contract	AT	Region	England
% of FP17s for the same patient ID Re-attending within 3 months - Children	12	281	4.3%	9.6%	11.1%	11.6%
% of FP17s for the same patient ID Re-attending within 3 months - Adults	156	1,143	13.6%	13.9%	15.3%	15.5%
% of FP17s for the same patient ID Re-attending between 3 & 9 months - Children	152	281	54.1%	61.8%	61.1%	58.8%
% of FP17s for the same patient ID Re-attending between 3 & 9 months - Adults	586	1,143	51.3%	53.1%	52.3%	51.1%
% of FP17s for Band 1 Urgent Courses	118	1,295	9.1%	9.9%	9.5%	9.0%
% of FP17s Relating to Free Repair or Replacements	0	1,295	0.0%	0.6%	0.7%	0.8%
% of FP17s Relating to Continuations	5	1,295	0.4%	0.9%	0.8%	0.9%
% of Patients satisfied with the dentistry they have received	6	6	N/A	92.6%	93.6%	93.3%
% of Patients satisfied with the time they had to wait for an appointment	6	6	N/A	89.8%	88.8%	88.9%

\* This is based on patients treated on this contract for their most recent course of treatment. Figures in italics indicate the base number of FP17s or Patient Questionnaire responses are less than 100. N/A is shown where the base number of responses is less than 10 during the period. % is calculated as Quantity/Base number\*100

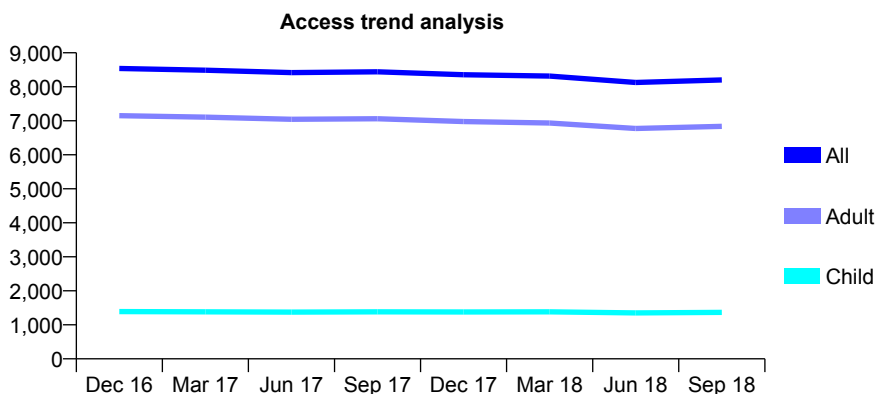
## Q70 - Vital Signs At a Glance Contract Report for 115363/0001 - September 2018

Name or company name	Holmoak Dental Practice
Contract type name	GDS Contract
Purpose of contract	General
Contract start date	01/04/2009
Contract end date	

18/19 Contracted general activity (UDA)	28,000
Carry forward general activity (UDA)	20
18/19 Contracted orthodontic activity (UOA)	0
Carry forward orthodontic activity (UOA)	0
Baseline contract value	£728,658.50

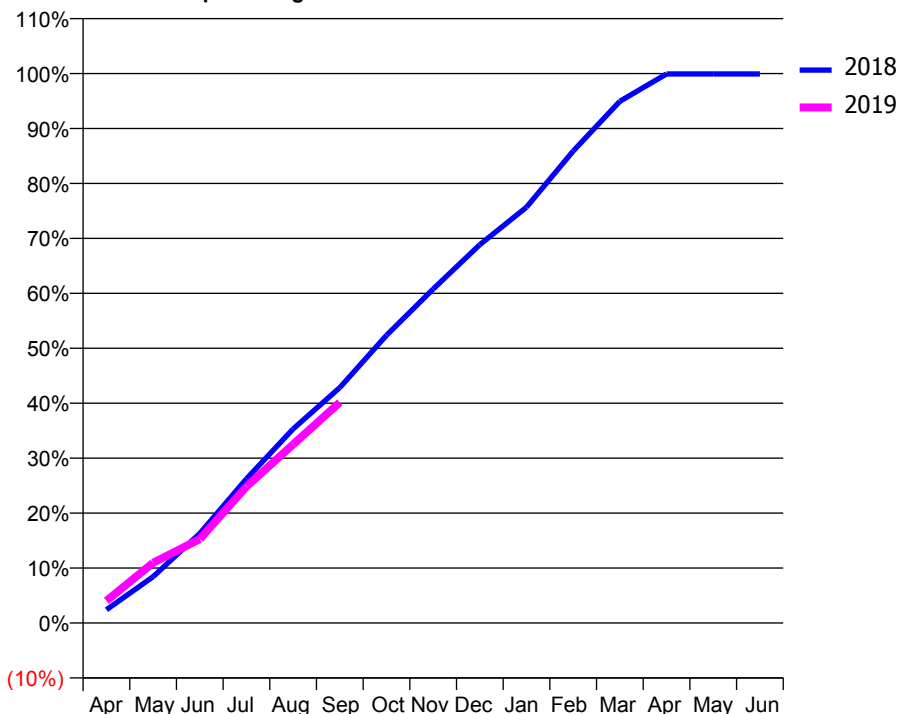
### ACCESS\*

Patients seen in 24 months	Total	Change since previous quarter
Quarter ending September 2017	8,442	
Quarter ending December 2017	8,355	↓
Quarter ending March 2018	8,317	→
Quarter ending June 2018	8,126	↓
Quarter ending September 2018	8,203	→
<b>Variance since September 2017</b>	<b>(2.8%)</b>	<b>↓</b>



### ACTIVITY

**Cumulative percentage of contracted UDA delivered 2018 & 2019**



Month	Adjusted Scheduled Activity (UDA)	
	2018	2019
April	676	1,132
May	2,361	3,068
June	4,562	4,274
July	7,351	6,955
August	9,892	9,099
September	11,993	11,244
October	14,658	
November	17,018	
December	19,278	
January	21,192	
February	24,049	
March	26,583	
April	27,978	
May	27,980	
June	27,979	

### QUALITY

	Quantity	Base Number	Contract	AT	Region	England
% of FP17s for the same patient ID Re-attending within 3 months - Children	65	1,030	6.3%	9.6%	11.1%	11.6%
% of FP17s for the same patient ID Re-attending within 3 months - Adults	766	5,062	15.1%	13.9%	15.3%	15.5%
% of FP17s for the same patient ID Re-attending between 3 & 9 months - Children	665	1,030	64.6%	61.8%	61.1%	58.8%
% of FP17s for the same patient ID Re-attending between 3 & 9 months - Adults	3,002	5,062	59.3%	53.1%	52.3%	51.1%
% of FP17s for Band 1 Urgent Courses	655	5,560	11.8%	9.9%	9.5%	9.0%
% of FP17s Relating to Free Repair or Replacements	40	5,560	0.7%	0.6%	0.7%	0.8%
% of FP17s Relating to Continuations	33	5,560	0.6%	0.9%	0.8%	0.9%
% of Patients satisfied with the dentistry they have received	5	6	N/A	92.6%	93.6%	93.3%
% of Patients satisfied with the time they had to wait for an appointment	6	6	N/A	89.8%	88.8%	88.9%

\* This is based on patients treated on this contract for their most recent course of treatment. Figures in italics indicate the base number of FP17s or Patient Questionnaire responses are less than 100. N/A is shown where the base number of responses is less than 10 during the period. % is calculated as Quantity/Base number\*100

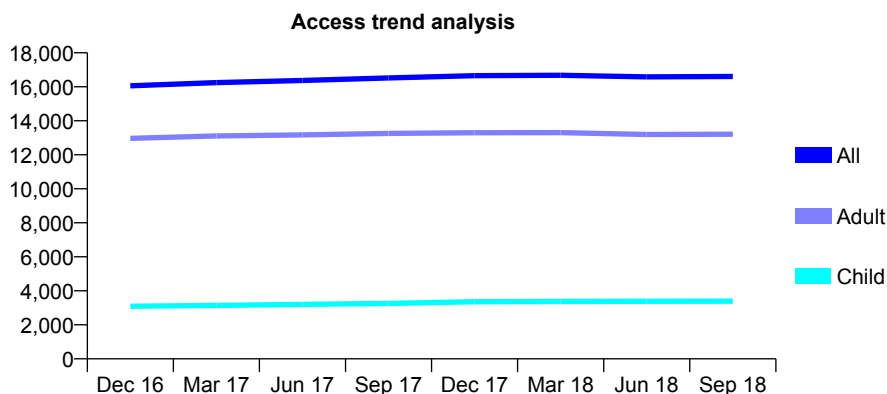
## Q70 - Vital Signs At a Glance Contract Report for 116718/0001 - September 2018

Name or company name	St James Dental Practice Partnership
Contract type name	Pilot Contract
Purpose of contract	General and Orthodontic
Contract start date	01/01/2011
Contract end date	

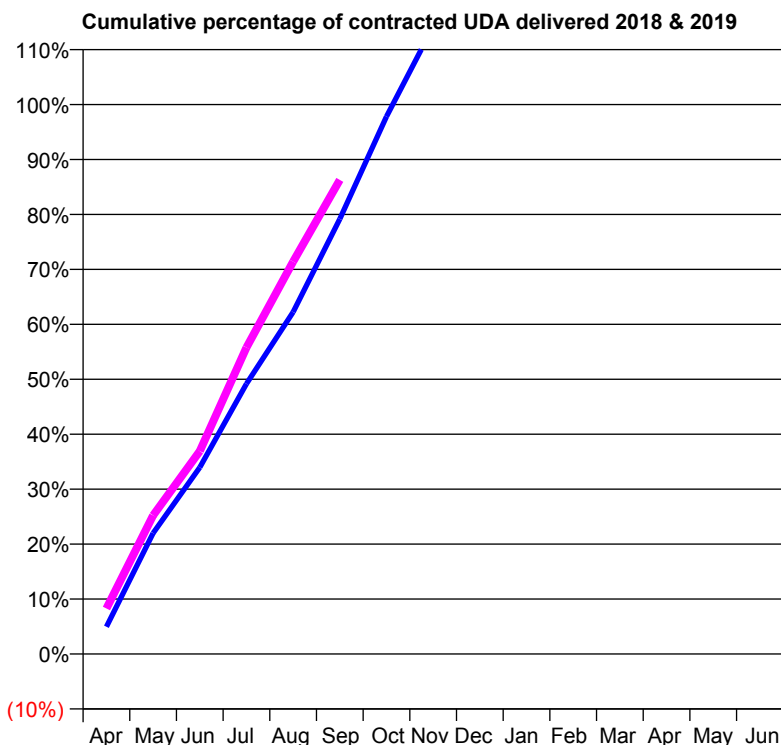
18/19 Contracted general activity (UDA)	21,572
Carry forward general activity (UDA)	0
18/19 Contracted orthodontic activity (UOA)	0
Carry forward orthodontic activity (UOA)	0
Baseline contract value	£1,865,107.06

### ACCESS\*

Patients seen in 24 months	Total	Change since previous quarter
Quarter ending September 2017	16,521	
Quarter ending December 2017	16,654	→
Quarter ending March 2018	16,681	→
Quarter ending June 2018	16,581	→
Quarter ending September 2018	16,604	→
<b>Variance since September 2017</b>	<b>0.5%</b>	<b>→</b>



### ACTIVITY



Month	Adjusted Scheduled Activity (UDA)	
	2018	2019
April	1,069	1,787
May	4,746	5,444
June	7,328	7,966
July	10,610	12,034
August	13,425	15,405
September	17,078	18,612
October	21,099	
November	24,626	
December	27,810	
January	30,806	
February	34,479	
March	37,706	
April	39,255	
May	39,258	
June	39,260	

### QUALITY

	Quantity	Base Number	Contract	AT	Region	England
% of FP17s for the same patient ID Re-attending within 3 months - Children	81	2,548	3.2%	9.6%	11.1%	11.6%
% of FP17s for the same patient ID Re-attending within 3 months - Adults	865	7,366	11.7%	13.9%	15.3%	15.5%
% of FP17s for the same patient ID Re-attending between 3 & 9 months - Children	1,594	2,548	62.6%	61.8%	61.1%	58.8%
% of FP17s for the same patient ID Re-attending between 3 & 9 months - Adults	2,646	7,366	35.9%	53.1%	52.3%	51.1%
% of FP17s for Band 1 Urgent Courses	0	9,075	0.0%	9.9%	9.5%	9.0%
% of FP17s Relating to Free Repair or Replacements	53	9,075	0.6%	0.6%	0.7%	0.8%
% of FP17s Relating to Continuations	354	9,075	3.9%	0.9%	0.8%	0.9%
% of Patients satisfied with the dentistry they have received	5	5	N/A	92.6%	93.6%	93.3%
% of Patients satisfied with the time they had to wait for an appointment	5	5	N/A	89.8%	88.8%	88.9%

\* This is based on patients treated on this contract for their most recent course of treatment. Figures in italics indicate the base number of FP17s or Patient Questionnaire responses are less than 100. N/A is shown where the base number of responses is less than 10 during the period. % is calculated as Quantity/Base number\*100

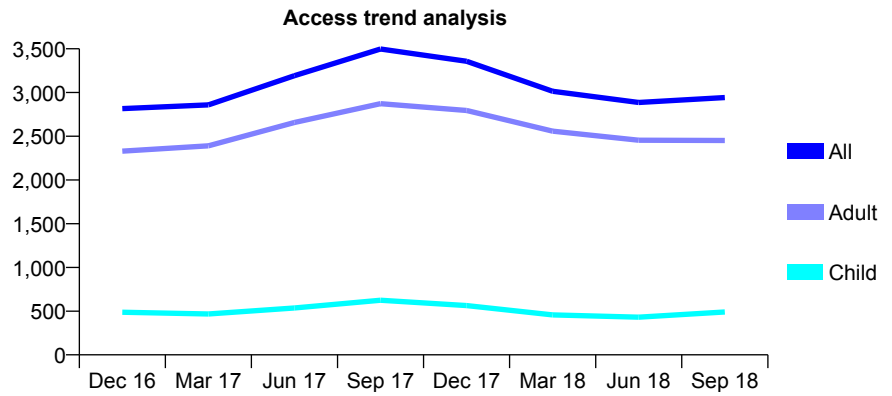
## Q70 - Vital Signs At a Glance Contract Report for 117463/0001 - September 2018

Name or company name	Jonathan Mynors-Wallis, Jayne Mynors-Wa
Contract type name	PDS Plus Contract
Purpose of contract	General
Contract start date	01/01/2011
Contract end date	31/12/2020

18/19 Contracted general activity (UDA)	6,000
Carry forward general activity (UDA)	0
18/19 Contracted orthodontic activity (UOA)	0
Carry forward orthodontic activity (UOA)	0
Baseline contract value	£120,052.02

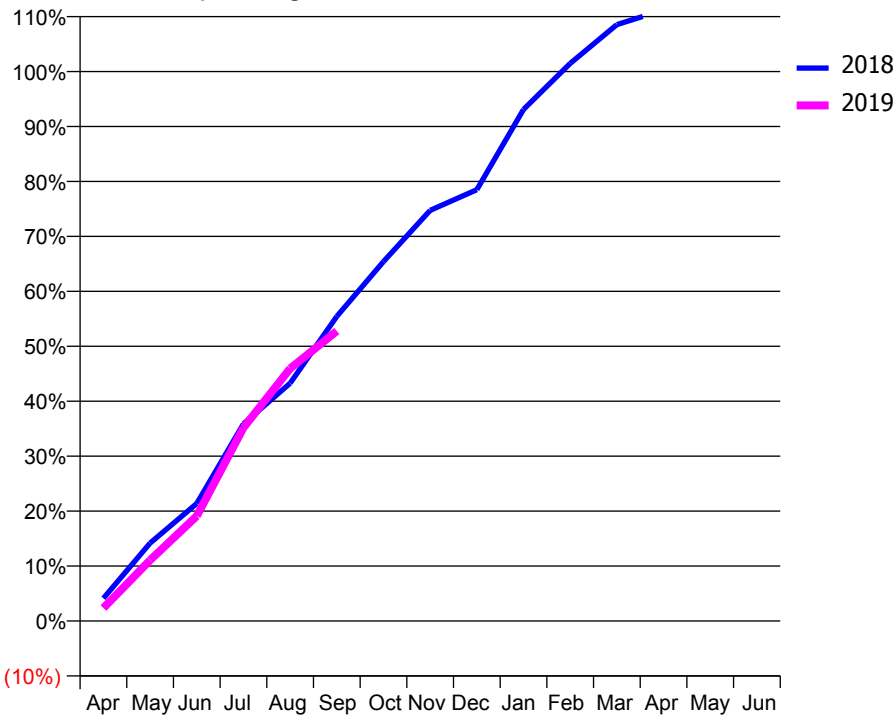
### ACCESS\*

Patients seen in 24 months	Total	Change since previous quarter
Quarter ending September 2017	3,498	
Quarter ending December 2017	3,357	↓
Quarter ending March 2018	3,015	↓
Quarter ending June 2018	2,886	↓
Quarter ending September 2018	2,943	→
<b>Variance since September 2017</b>	<b>(15.9%)</b>	<b>↓</b>



### ACTIVITY

Cumulative percentage of contracted UDA delivered 2018 & 2019



Month	Adjusted Scheduled Activity (UDA)	
	2018	2019
April	248	142
May	850	665
June	1,284	1,147
July	2,153	2,111
August	2,596	2,756
September	3,326	3,165
October	3,924	-
November	4,484	-
December	4,709	-
January	5,585	-
February	6,089	-
March	6,512	-
April	6,672	-
May	6,680	-
June	6,680	-

### QUALITY

	Quantity	Base Number	Contract	AT	Region	England
% of FP17s for the same patient ID Re-attending within 3 months - Children	5	426	1.2%	9.6%	11.1%	11.6%
% of FP17s for the same patient ID Re-attending within 3 months - Adults	149	1,735	8.6%	13.9%	15.3%	15.5%
% of FP17s for the same patient ID Re-attending between 3 & 9 months - Children	161	426	37.8%	61.8%	61.1%	58.8%
% of FP17s for the same patient ID Re-attending between 3 & 9 months - Adults	394	1,735	22.7%	53.1%	52.3%	51.1%
% of FP17s for Band 1 Urgent Courses	92	1,489	6.2%	9.9%	9.5%	9.0%
% of FP17s Relating to Free Repair or Replacements	29	1,489	1.9%	0.6%	0.7%	0.8%
% of FP17s Relating to Continuations	27	1,489	1.8%	0.9%	0.8%	0.9%
% of Patients satisfied with the dentistry they have received	1	2	N/A	92.6%	93.6%	93.3%
% of Patients satisfied with the time they had to wait for an appointment	2	2	N/A	89.8%	88.8%	88.9%

\* This is based on patients treated on this contract for their most recent course of treatment. Figures in italics indicate the base number of FP17s or Patient Questionnaire responses are less than 100. N/A is shown where the base number of responses is less than 10 during the period. % is calculated as Quantity/Base number\*100

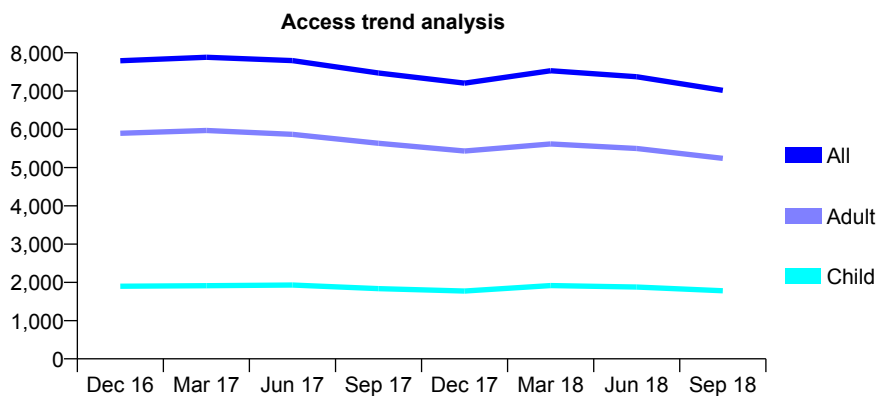
## Q70 - Vital Signs At a Glance Contract Report for 118060/0025 - September 2018

Name or company name	Genix Healthcare Ltd
Contract type name	GDS Contract
Purpose of contract	General
Contract start date	24/01/2011
Contract end date	

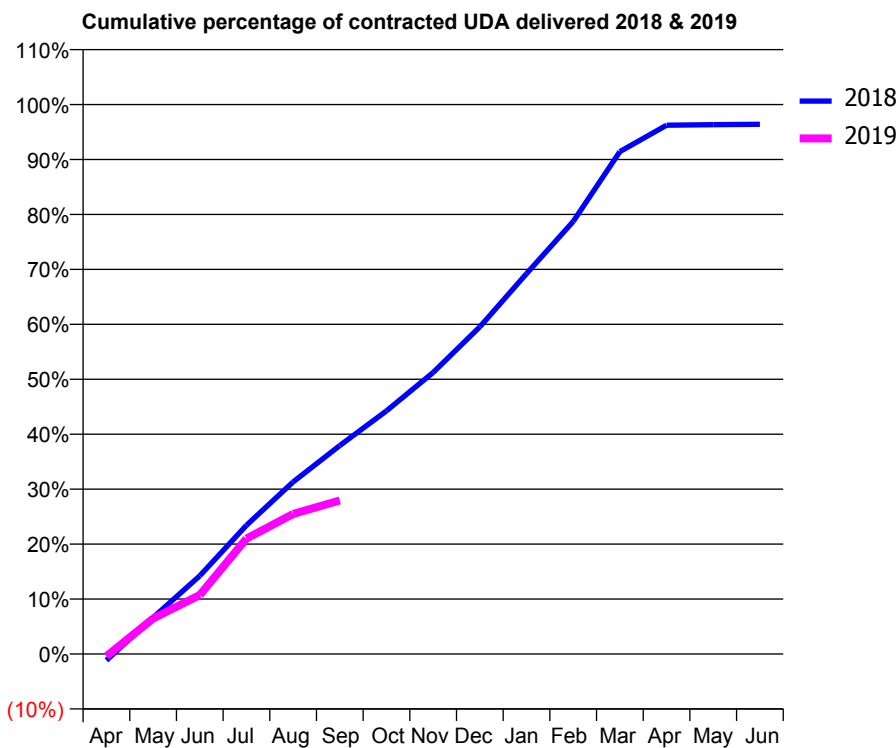
18/19 Contracted general activity (UDA)	21,000
Carry forward general activity (UDA)	755
18/19 Contracted orthodontic activity (UOA)	0
Carry forward orthodontic activity (UOA)	0
Baseline contract value	£530,532.93

### ACCESS\*

Patients seen in 24 months	Total	Change since previous quarter
Quarter ending September 2017	7,472	
Quarter ending December 2017	7,206	↓
Quarter ending March 2018	7,532	↑
Quarter ending June 2018	7,374	↓
Quarter ending September 2018	7,020	↓
<b>Variance since September 2017</b>	<b>(6.0%)</b>	<b>↓</b>



### ACTIVITY



Adjusted Scheduled Activity (UDA)		
Month	2018	2019
April	-245	-92
May	1,393	1,356
June	2,988	2,254
July	4,919	4,412
August	6,578	5,356
September	7,966	5,867
October	9,293	
November	10,762	
December	12,506	
January	14,535	
February	16,529	
March	19,198	
April	20,208	
May	20,228	
June	20,244	

### QUALITY

	Quantity	Base Number	Contract	AT	Region	England
% of FP17s for the same patient ID Re-attending within 3 months - Children	63	873	7.2%	9.6%	11.1%	11.6%
% of FP17s for the same patient ID Re-attending within 3 months - Adults	397	2,839	14.0%	13.9%	15.3%	15.5%
% of FP17s for the same patient ID Re-attending between 3 & 9 months - Children	566	873	64.8%	61.8%	61.1%	58.8%
% of FP17s for the same patient ID Re-attending between 3 & 9 months - Adults	1,780	2,839	62.7%	53.1%	52.3%	51.1%
% of FP17s for Band 1 Urgent Courses	272	3,346	8.1%	9.9%	9.5%	9.0%
% of FP17s Relating to Free Repair or Replacements	40	3,346	1.2%	0.6%	0.7%	0.8%
% of FP17s Relating to Continuations	7	3,346	0.2%	0.9%	0.8%	0.9%
% of Patients satisfied with the dentistry they have received	3	3	N/A	92.6%	93.6%	93.3%
% of Patients satisfied with the time they had to wait for an appointment	3	3	N/A	89.8%	88.8%	88.9%

\* This is based on patients treated on this contract for their most recent course of treatment. Figures in italics indicate the base number of FP17s or Patient Questionnaire responses are less than 100. N/A is shown where the base number of responses is less than 10 during the period. % is calculated as Quantity/Base number\*100

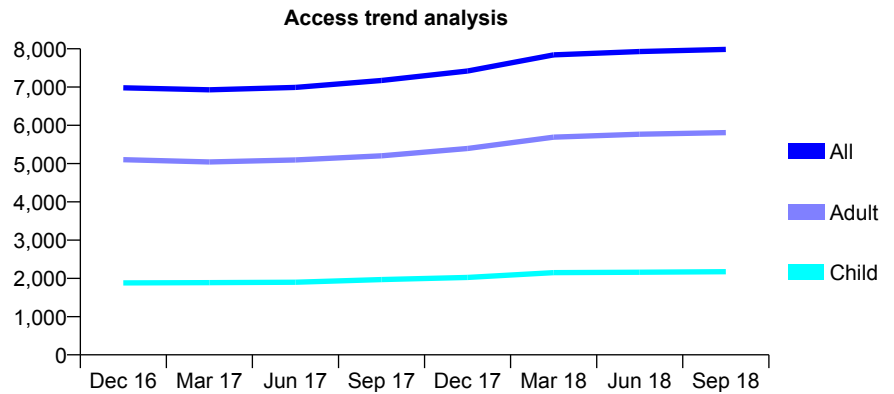
## Q70 - Vital Signs At a Glance Contract Report for 118060/0026 - September 2018

Name or company name	Genix Healthcare Ltd
Contract type name	GDS Contract
Purpose of contract	General
Contract start date	01/04/2011
Contract end date	

18/19 Contracted general activity (UDA)	21,000
Carry forward general activity (UDA)	0
18/19 Contracted orthodontic activity (UOA)	0
Carry forward orthodontic activity (UOA)	0
Baseline contract value	£530,532.93

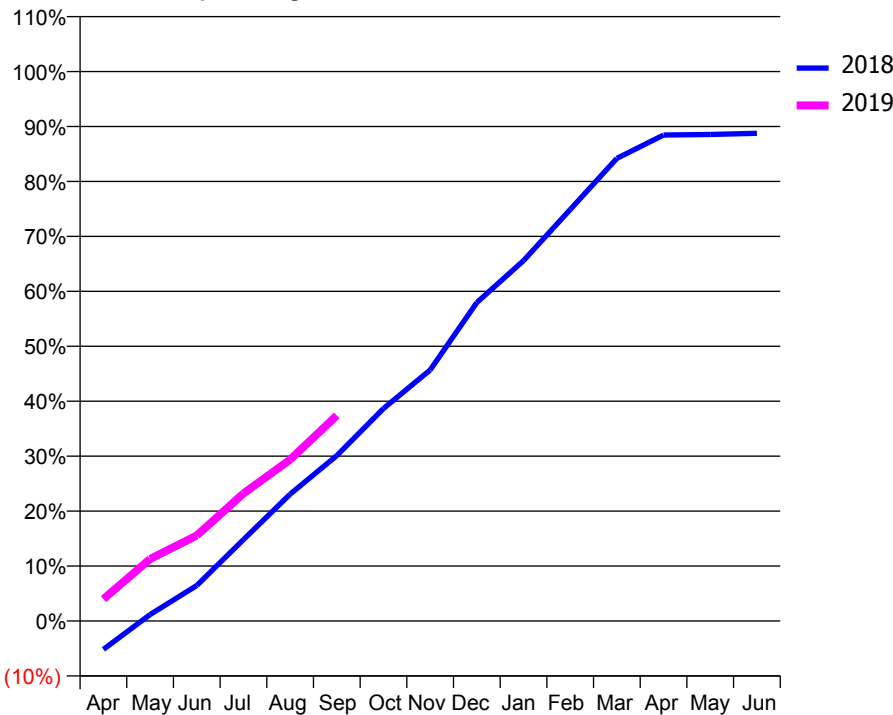
### ACCESS\*

Patients seen in 24 months	Total	Change since previous quarter
Quarter ending September 2017	7,171	
Quarter ending December 2017	7,420	↑
Quarter ending March 2018	7,841	↑
Quarter ending June 2018	7,930	→
Quarter ending September 2018	7,983	→
<b>Variance since September 2017</b>	<b>11.3%</b>	<b>↑</b>



### ACTIVITY

Cumulative percentage of contracted UDA delivered 2018 & 2019



Month	Adjusted Scheduled Activity (UDA)	
	2018	2019
April	-1,086	837
May	249	2,370
June	1,357	3,271
July	3,112	4,875
August	4,849	6,168
September	6,321	7,855
October	8,119	
November	9,595	
December	12,173	
January	13,773	
February	15,723	
March	17,682	
April	18,573	
May	18,593	
June	18,637	

### QUALITY

	Quantity	Base Number	Contract	AT	Region	England
% of FP17s for the same patient ID Re-attending within 3 months - Children	65	1,442	4.5%	9.6%	11.1%	11.6%
% of FP17s for the same patient ID Re-attending within 3 months - Adults	348	3,635	9.6%	13.9%	15.3%	15.5%
% of FP17s for the same patient ID Re-attending between 3 & 9 months - Children	880	1,442	61.0%	61.8%	61.1%	58.8%
% of FP17s for the same patient ID Re-attending between 3 & 9 months - Adults	2,171	3,635	59.7%	53.1%	52.3%	51.1%
% of FP17s for Band 1 Urgent Courses	458	4,583	10.0%	9.9%	9.5%	9.0%
% of FP17s Relating to Free Repair or Replacements	24	4,583	0.5%	0.6%	0.7%	0.8%
% of FP17s Relating to Continuations	15	4,583	0.3%	0.9%	0.8%	0.9%
% of Patients satisfied with the dentistry they have received	4	4	N/A	92.6%	93.6%	93.3%
% of Patients satisfied with the time they had to wait for an appointment	4	4	N/A	89.8%	88.8%	88.9%

\* This is based on patients treated on this contract for their most recent course of treatment. Figures in italics indicate the base number of FP17s or Patient Questionnaire responses are less than 100. N/A is shown where the base number of responses is less than 10 during the period. % is calculated as Quantity/Base number\*100

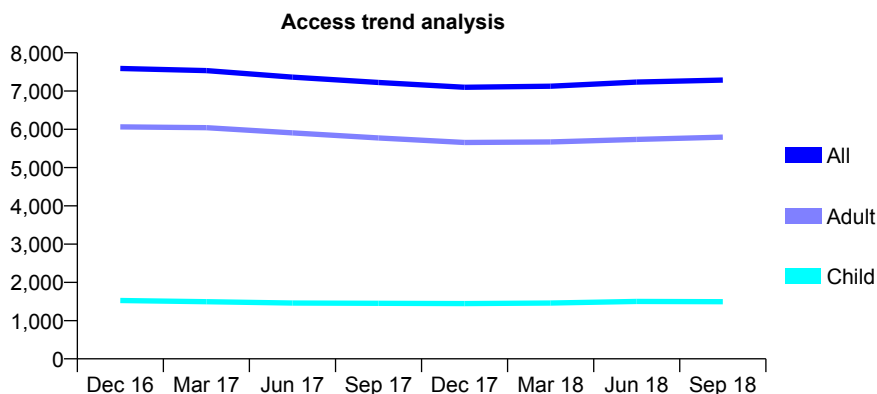
## Q70 - Vital Signs At a Glance Contract Report for 118133/0001 - September 2018

Name or company name	Mrs P Oghabi Sajjadi & Ms P Soltani
Contract type name	GDS Contract
Purpose of contract	General
Contract start date	01/11/2010
Contract end date	

18/19 Contracted general activity (UDA)	23,000
Carry forward general activity (UDA)	0
18/19 Contracted orthodontic activity (UOA)	0
Carry forward orthodontic activity (UOA)	0
Baseline contract value	£563,711.80

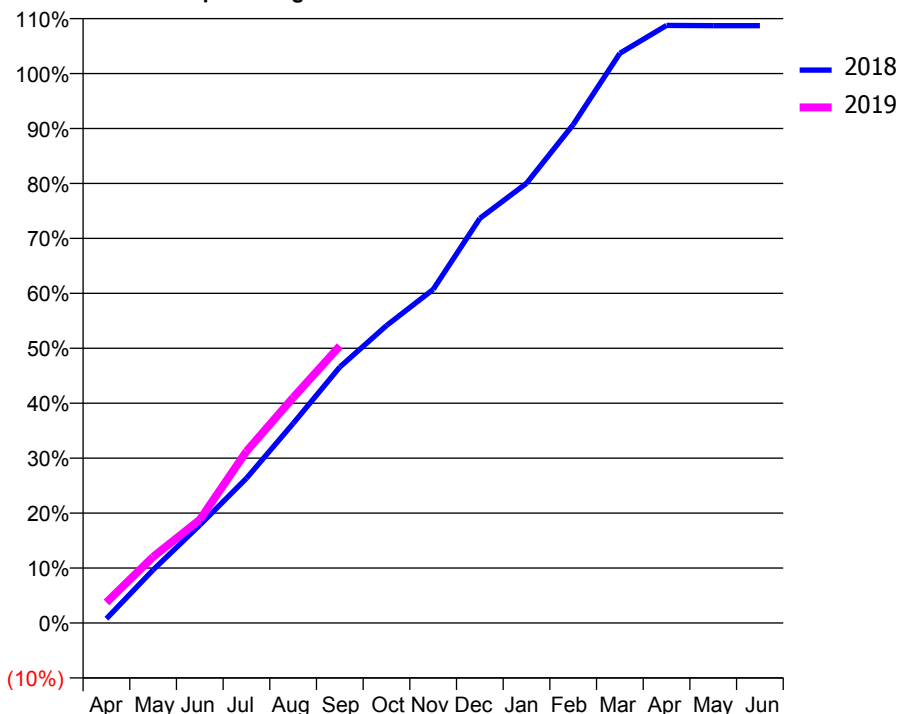
### ACCESS\*

Patients seen in 24 months	Total	Change since previous quarter
Quarter ending September 2017	7,224	
Quarter ending December 2017	7,099	↓
Quarter ending March 2018	7,128	→
Quarter ending June 2018	7,236	→
Quarter ending September 2018	7,288	→
<b>Variance since September 2017</b>	<b>0.9%</b>	<b>→</b>



### ACTIVITY

**Cumulative percentage of contracted UDA delivered 2018 & 2019**



Month	Adjusted Scheduled Activity (UDA)	
	2018	2019
April	182	860
May	2,226	2,773
June	4,099	4,321
July	6,057	7,184
August	8,352	9,437
September	10,712	11,596
October	12,450	
November	13,963	
December	16,935	
January	18,404	
February	20,858	
March	23,847	
April	25,015	
May	25,002	
June	25,002	

### QUALITY

	Quantity	Base Number	Contract	AT	Region	England
% of FP17s for the same patient ID Re-attending within 3 months - Children	59	1,105	5.3%	9.6%	11.1%	11.6%
% of FP17s for the same patient ID Re-attending within 3 months - Adults	405	4,022	10.1%	13.9%	15.3%	15.5%
% of FP17s for the same patient ID Re-attending between 3 & 9 months - Children	645	1,105	58.4%	61.8%	61.1%	58.8%
% of FP17s for the same patient ID Re-attending between 3 & 9 months - Adults	2,362	4,022	58.7%	53.1%	52.3%	51.1%
% of FP17s for Band 1 Urgent Courses	232	4,750	4.9%	9.9%	9.5%	9.0%
% of FP17s Relating to Free Repair or Replacements	42	4,750	0.9%	0.6%	0.7%	0.8%
% of FP17s Relating to Continuations	67	4,750	1.4%	0.9%	0.8%	0.9%
% of Patients satisfied with the dentistry they have received	7	7	N/A	92.6%	93.6%	93.3%
% of Patients satisfied with the time they had to wait for an appointment	7	7	N/A	89.8%	88.8%	88.9%

\* This is based on patients treated on this contract for their most recent course of treatment. Figures in italics indicate the base number of FP17s or Patient Questionnaire responses are less than 100. N/A is shown where the base number of responses is less than 10 during the period. % is calculated as Quantity/Base number\*100



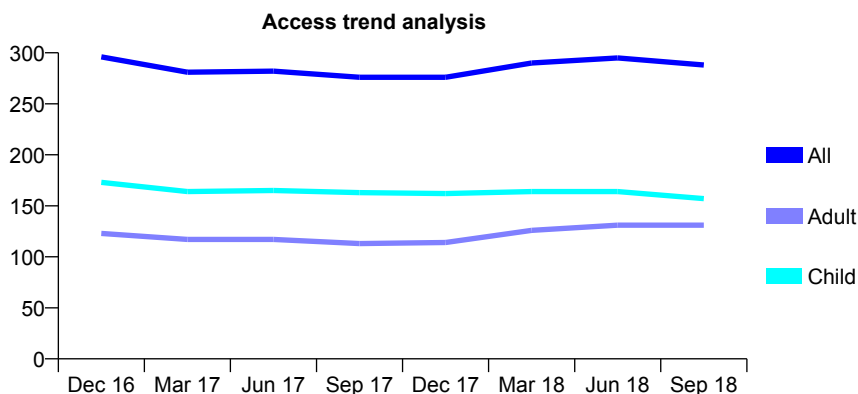
## Q70 - Vital Signs At a Glance Contract Report for 118451/0001 - September 2018

Name or company name	Adriana Lackova
Contract type name	GDS Contract
Purpose of contract	General
Contract start date	01/07/2011
Contract end date	

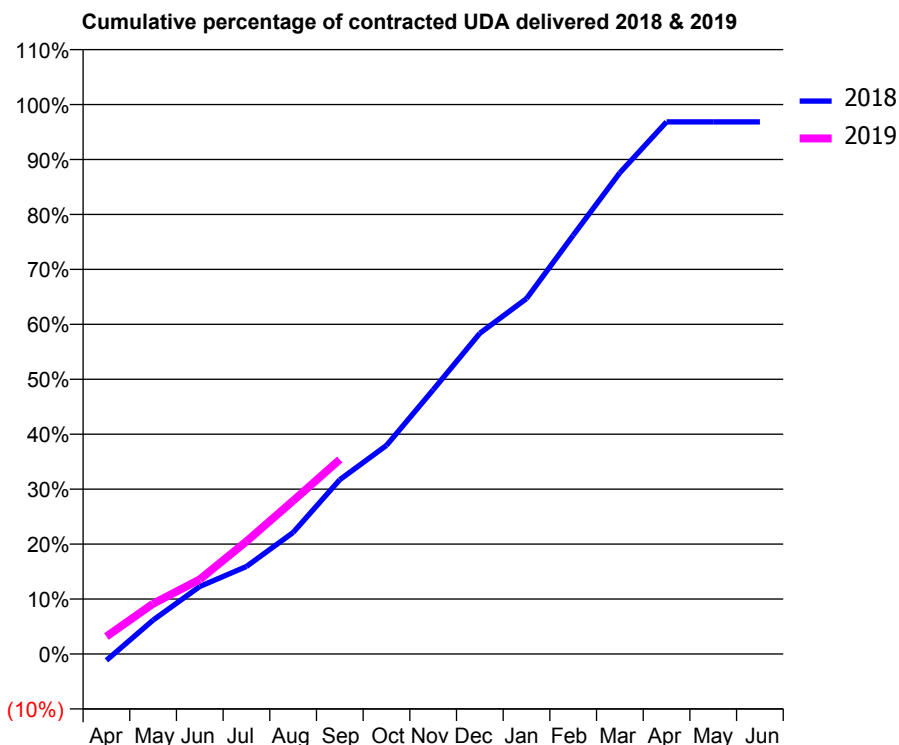
18/19 Contracted general activity (UDA)	1,000
Carry forward general activity (UDA)	31
18/19 Contracted orthodontic activity (UOA)	0
Carry forward orthodontic activity (UOA)	0
Baseline contract value	£19,468.98

### ACCESS\*

Patients seen in 24 months	Total	Change since previous quarter
Quarter ending September 2017	276	
Quarter ending December 2017	276	→
Quarter ending March 2018	290	↑
Quarter ending June 2018	295	→
Quarter ending September 2018	288	↓
<b>Variance since September 2017</b>	<b>4.3%</b>	<b>↑</b>



### ACTIVITY



Month	Adjusted Scheduled Activity (UDA)	
	2018	2019
April	-12	32
May	62	92
June	123	136
July	159	205
August	221	279
September	317	354
October	380	
November	481	
December	584	
January	647	
February	762	
March	876	
April	968	
May	968	
June	968	

### QUALITY

	Quantity	Base Number	Contract	AT	Region	England
% of FP17s for the same patient ID Re-attending within 3 months - Children	28	172	16.3%	9.6%	11.1%	11.6%
% of FP17s for the same patient ID Re-attending within 3 months - Adults	17	89	19.1%	13.9%	15.3%	15.5%
% of FP17s for the same patient ID Re-attending between 3 & 9 months - Children	107	172	62.2%	61.8%	61.1%	58.8%
% of FP17s for the same patient ID Re-attending between 3 & 9 months - Adults	56	89	62.9%	53.1%	52.3%	51.1%
% of FP17s for Band 1 Urgent Courses	5	231	2.2%	9.9%	9.5%	9.0%
% of FP17s Relating to Free Repair or Replacements	0	231	0.0%	0.6%	0.7%	0.8%
% of FP17s Relating to Continuations	2	231	0.9%	0.9%	0.8%	0.9%
% of Patients satisfied with the dentistry they have received	0	0	N/A	92.6%	93.6%	93.3%
% of Patients satisfied with the time they had to wait for an appointment	0	0	N/A	89.8%	88.8%	88.9%

\* This is based on patients treated on this contract for their most recent course of treatment. Figures in italics indicate the base number of FP17s or Patient Questionnaire responses are less than 100. N/A is shown where the base number of responses is less than 10 during the period. % is calculated as Quantity/Base number\*100

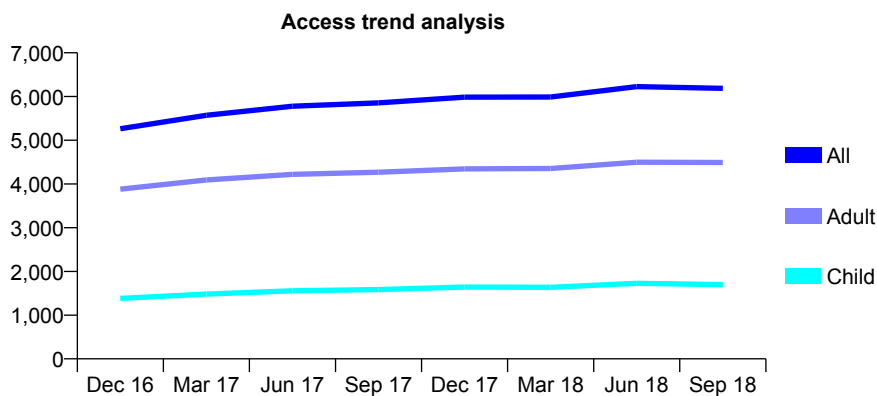
## Q70 - Vital Signs At a Glance Contract Report for 119016/0001 - September 2018

Name or company name	Alton Dental Ltd
Contract type name	GDS Contract
Purpose of contract	General
Contract start date	01/12/2010
Contract end date	

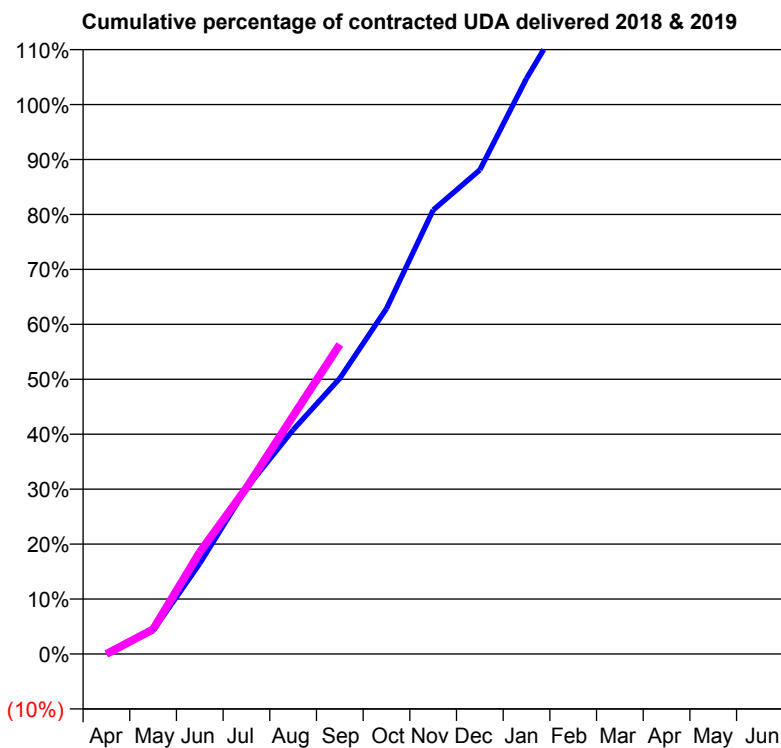
18/19 Contracted general activity (UDA)	9,051
Carry forward general activity (UDA)	0
18/19 Contracted orthodontic activity (UOA)	0
Carry forward orthodontic activity (UOA)	0
Baseline contract value	£282,974.06

### ACCESS\*

Patients seen in 24 months	Total	Change since previous quarter
Quarter ending September 2017	5,854	
Quarter ending December 2017	5,985	↑
Quarter ending March 2018	5,990	→
Quarter ending June 2018	6,227	↑
Quarter ending September 2018	6,187	→
<b>Variance since September 2017</b>	<b>5.7%</b>	<b>↑</b>



### ACTIVITY



Month	Adjusted Scheduled Activity (UDA)	
	2018	2019
April	0	0
May	387	407
June	1,492	1,679
July	2,731	2,737
August	3,693	3,922
September	4,540	5,099
October	5,691	
November	7,312	
December	7,974	
January	9,481	
February	10,771	
March	12,166	
April	13,444	
May	14,125	
June	14,124	

### QUALITY

	Quantity	Base Number	Contract	AT	Region	England
% of FP17s for the same patient ID Re-attending within 3 months - Children	108	1,212	8.9%	9.6%	11.1%	11.6%
% of FP17s for the same patient ID Re-attending within 3 months - Adults	518	3,119	16.6%	13.9%	15.3%	15.5%
% of FP17s for the same patient ID Re-attending between 3 & 9 months - Children	623	1,212	51.4%	61.8%	61.1%	58.8%
% of FP17s for the same patient ID Re-attending between 3 & 9 months - Adults	1,555	3,119	49.9%	53.1%	52.3%	51.1%
% of FP17s for Band 1 Urgent Courses	270	2,870	9.4%	9.9%	9.5%	9.0%
% of FP17s Relating to Free Repair or Replacements	7	2,870	0.2%	0.6%	0.7%	0.8%
% of FP17s Relating to Continuations	9	2,870	0.3%	0.9%	0.8%	0.9%
% of Patients satisfied with the dentistry they have received	2	2	N/A	92.6%	93.6%	93.3%
% of Patients satisfied with the time they had to wait for an appointment	2	2	N/A	89.8%	88.8%	88.9%

\* This is based on patients treated on this contract for their most recent course of treatment. Figures in italics indicate the base number of FP17s or Patient Questionnaire responses are less than 100. N/A is shown where the base number of responses is less than 10 during the period. % is calculated as Quantity/Base number\*100

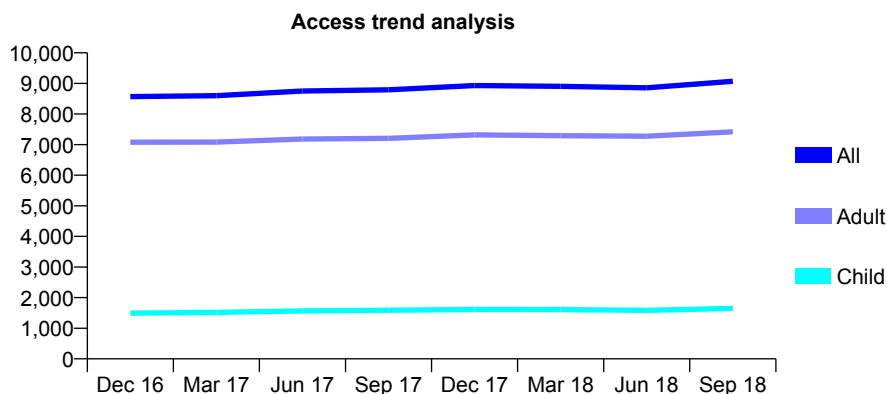
## Q70 - Vital Signs At a Glance Contract Report for 119652/0001 - September 2018

Name or company name	Westbourne Dental Practice
Contract type name	GDS Contract
Purpose of contract	General
Contract start date	01/04/2011
Contract end date	

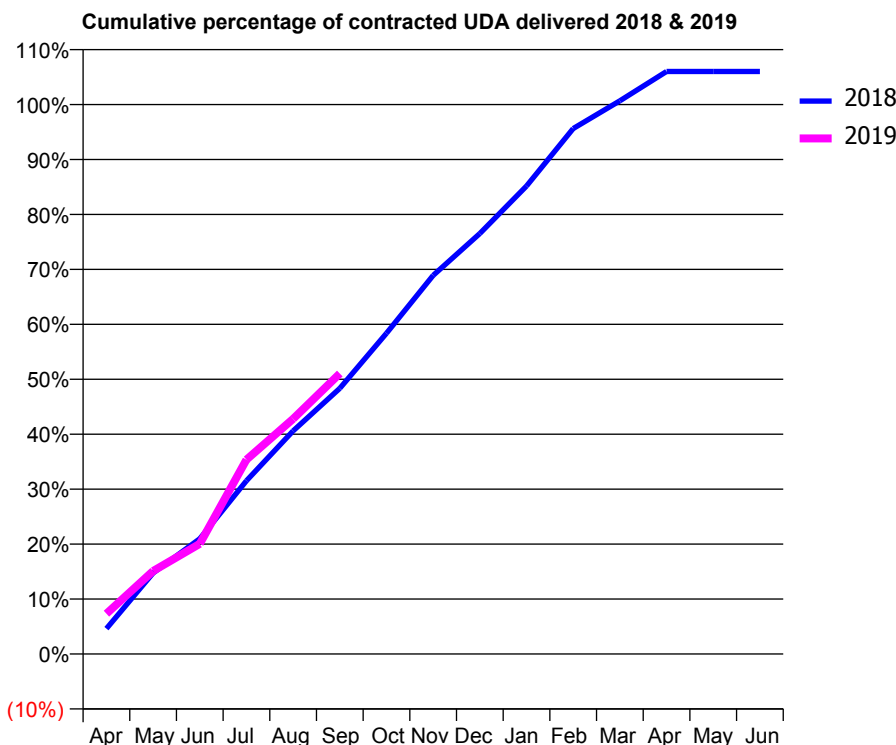
18/19 Contracted general activity (UDA)	22,000
Carry forward general activity (UDA)	0
18/19 Contracted orthodontic activity (UOA)	0
Carry forward orthodontic activity (UOA)	0
Baseline contract value	£520,285.71

### ACCESS\*

Patients seen in 24 months	Total	Change since previous quarter
Quarter ending September 2017	8,793	
Quarter ending December 2017	8,929	→
Quarter ending March 2018	8,903	→
Quarter ending June 2018	8,858	→
Quarter ending September 2018	9,068	↑
<b>Variance since September 2017</b>	<b>3.1%</b>	<b>↑</b>



### ACTIVITY



Adjusted Scheduled Activity (UDA)		
Month	2018	2019
April	1,016	1,613
May	3,242	3,324
June	4,615	4,412
July	6,935	7,781
August	8,936	9,414
September	10,640	11,232
October	12,841	
November	15,159	
December	16,834	
January	18,737	
February	21,037	
March	22,147	
April	23,323	
May	23,324	
June	23,324	

### QUALITY

	Quantity	Base Number	Contract	AT	Region	England
% of FP17s for the same patient ID Re-attending within 3 months - Children	78	1,233	6.3%	9.6%	11.1%	11.6%
% of FP17s for the same patient ID Re-attending within 3 months - Adults	449	5,020	8.9%	13.9%	15.3%	15.5%
% of FP17s for the same patient ID Re-attending between 3 & 9 months - Children	671	1,233	54.4%	61.8%	61.1%	58.8%
% of FP17s for the same patient ID Re-attending between 3 & 9 months - Adults	2,443	5,020	48.7%	53.1%	52.3%	51.1%
% of FP17s for Band 1 Urgent Courses	216	5,765	3.7%	9.9%	9.5%	9.0%
% of FP17s Relating to Free Repair or Replacements	11	5,765	0.2%	0.6%	0.7%	0.8%
% of FP17s Relating to Continuations	128	5,765	2.2%	0.9%	0.8%	0.9%
% of Patients satisfied with the dentistry they have received	2	2	N/A	92.6%	93.6%	93.3%
% of Patients satisfied with the time they had to wait for an appointment	2	2	N/A	89.8%	88.8%	88.9%

\* This is based on patients treated on this contract for their most recent course of treatment. Figures in italics indicate the base number of FP17s or Patient Questionnaire responses are less than 100. N/A is shown where the base number of responses is less than 10 during the period. % is calculated as Quantity/Base number\*100

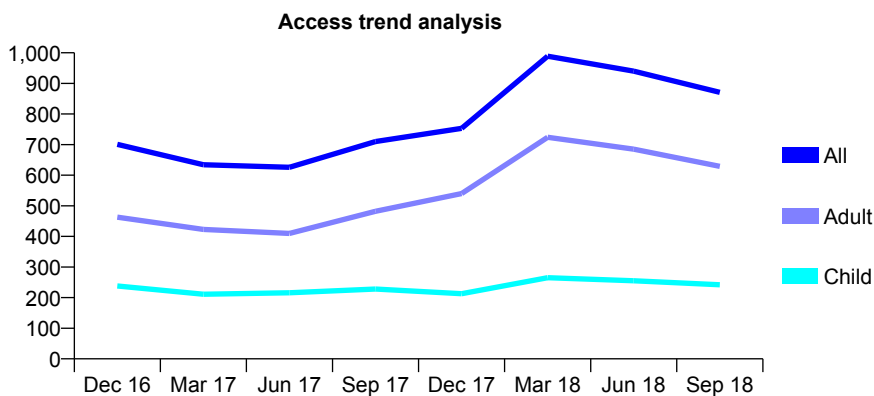
## Q70 - Vital Signs At a Glance Contract Report for 119830/0001 - September 2018

Name or company name	Millhams Road Partnership
Contract type name	GDS Contract
Purpose of contract	General
Contract start date	01/04/2012
Contract end date	

18/19 Contracted general activity (UDA)	2,495
Carry forward general activity (UDA)	0
18/19 Contracted orthodontic activity (UOA)	0
Carry forward orthodontic activity (UOA)	0
Baseline contract value	£65,451.07

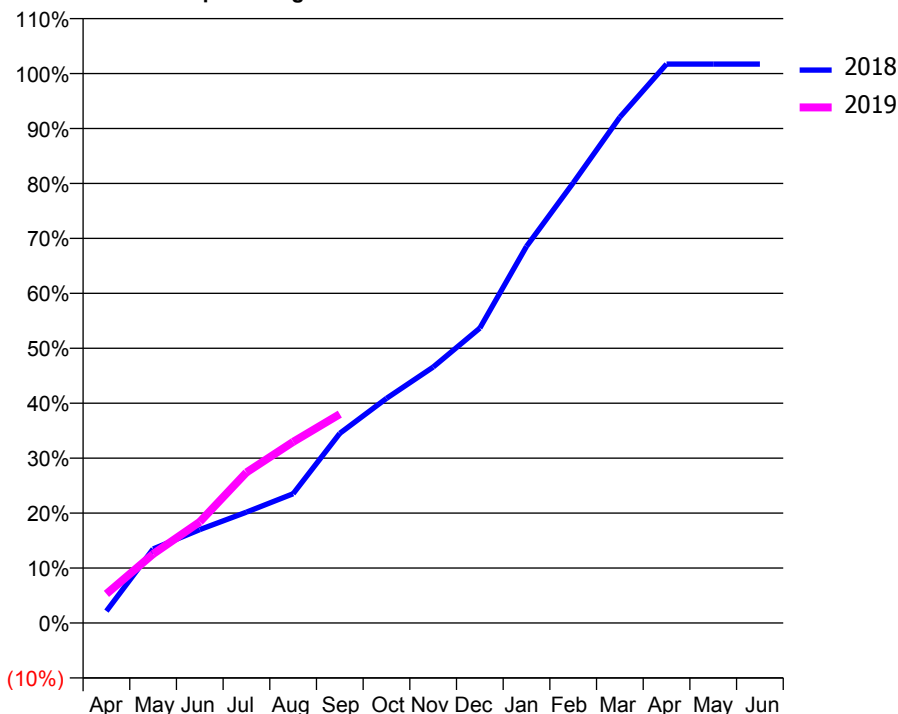
### ACCESS\*

Patients seen in 24 months	Total	Change since previous quarter
Quarter ending September 2017	710	
Quarter ending December 2017	753	↑
Quarter ending March 2018	989	↑
Quarter ending June 2018	940	↓
Quarter ending September 2018	871	↓
<b>Variance since September 2017</b>	<b>22.7%</b>	<b>↑</b>



### ACTIVITY

Cumulative percentage of contracted UDA delivered 2018 & 2019



Month	Adjusted Scheduled Activity (UDA)	
	2018	2019
April	54	132
May	336	314
June	424	459
July	504	684
August	587	823
September	861	948
October	1,020	
November	1,162	
December	1,339	
January	1,710	
February	1,999	
March	2,297	
April	2,538	
May	2,538	
June	2,538	

### QUALITY

	Quantity	Base Number	Contract	AT	Region	England
% of FP17s for the same patient ID Re-attending within 3 months - Children	0	188	0.0%	9.6%	11.1%	11.6%
% of FP17s for the same patient ID Re-attending within 3 months - Adults	33	496	6.7%	13.9%	15.3%	15.5%
% of FP17s for the same patient ID Re-attending between 3 & 9 months - Children	33	188	17.6%	61.8%	61.1%	58.8%
% of FP17s for the same patient ID Re-attending between 3 & 9 months - Adults	83	496	16.7%	53.1%	52.3%	51.1%
% of FP17s for Band 1 Urgent Courses	106	581	18.2%	9.9%	9.5%	9.0%
% of FP17s Relating to Free Repair or Replacements	3	581	0.5%	0.6%	0.7%	0.8%
% of FP17s Relating to Continuations	3	581	0.5%	0.9%	0.8%	0.9%
% of Patients satisfied with the dentistry they have received	1	1	N/A	92.6%	93.6%	93.3%
% of Patients satisfied with the time they had to wait for an appointment	1	1	N/A	89.8%	88.8%	88.9%

\* This is based on patients treated on this contract for their most recent course of treatment. Figures in italics indicate the base number of FP17s or Patient Questionnaire responses are less than 100. N/A is shown where the base number of responses is less than 10 during the period. % is calculated as Quantity/Base number\*100

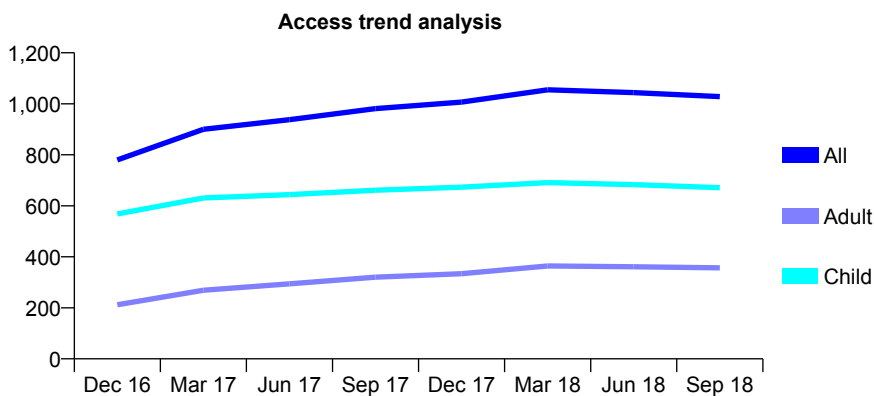
## Q70 - Vital Signs At a Glance Contract Report for 120189/0001 - September 2018

Name or company name	Heatherstone House NHS Partnership
Contract type name	GDS Contract
Purpose of contract	General
Contract start date	01/04/2016
Contract end date	

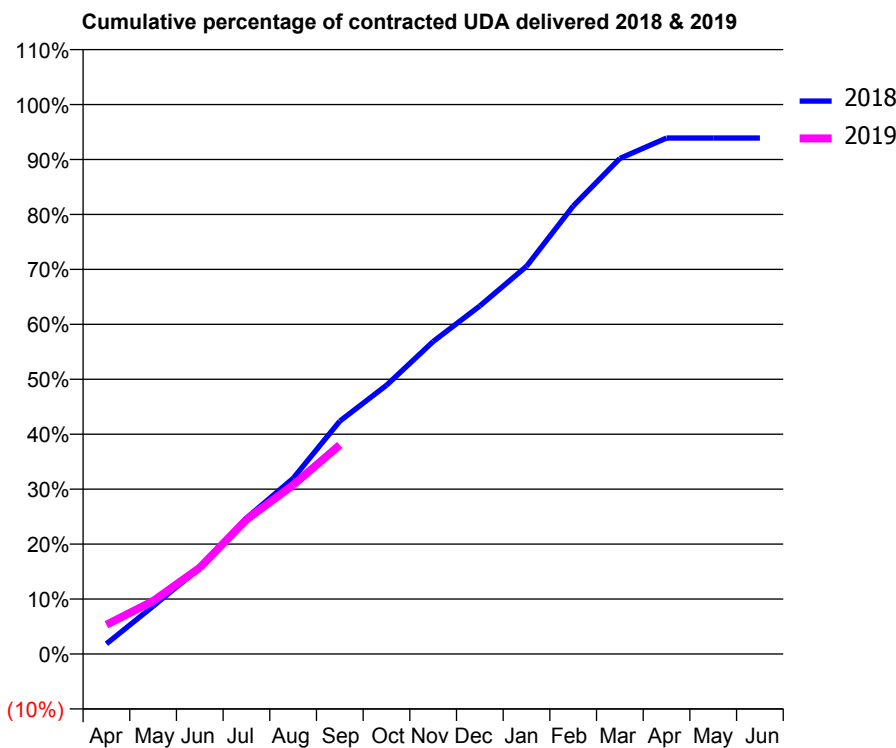
18/19 Contracted general activity (UDA)	2,110
Carry forward general activity (UDA)	0
18/19 Contracted orthodontic activity (UOA)	0
Carry forward orthodontic activity (UOA)	0
Baseline contract value	£63,383.72

### ACCESS\*

Patients seen in 24 months	Total	Change since previous quarter
Quarter ending September 2017	981	
Quarter ending December 2017	1,007	↑
Quarter ending March 2018	1,055	↑
Quarter ending June 2018	1,044	↓
Quarter ending September 2018	1,028	↓
<b>Variance since September 2017</b>	<b>4.8%</b>	<b>↑</b>



### ACTIVITY



Month	Adjusted Scheduled Activity (UDA)	
	2018	2019
April	37	112
May	174	204
June	314	332
July	495	517
August	639	649
September	848	803
October	978	
November	1,137	
December	1,267	
January	1,411	
February	1,630	
March	1,804	
April	1,878	
May	1,878	
June	1,878	

### QUALITY

	Quantity	Base Number	Contract	AT	Region	England
% of FP17s for the same patient ID Re-attending within 3 months - Children	27	532	5.1%	9.6%	11.1%	11.6%
% of FP17s for the same patient ID Re-attending within 3 months - Adults	12	158	7.6%	13.9%	15.3%	15.5%
% of FP17s for the same patient ID Re-attending between 3 & 9 months - Children	355	532	66.7%	61.8%	61.1%	58.8%
% of FP17s for the same patient ID Re-attending between 3 & 9 months - Adults	69	158	43.7%	53.1%	52.3%	51.1%
% of FP17s for Band 1 Urgent Courses	24	638	3.8%	9.9%	9.5%	9.0%
% of FP17s Relating to Free Repair or Replacements	0	638	0.0%	0.6%	0.7%	0.8%
% of FP17s Relating to Continuations	0	638	0.0%	0.9%	0.8%	0.9%
% of Patients satisfied with the dentistry they have received	0	0	N/A	92.6%	93.6%	93.3%
% of Patients satisfied with the time they had to wait for an appointment	0	0	N/A	89.8%	88.8%	88.9%

\* This is based on patients treated on this contract for their most recent course of treatment. Figures in italics indicate the base number of FP17s or Patient Questionnaire responses are less than 100. N/A is shown where the base number of responses is less than 10 during the period. % is calculated as Quantity/Base number\*100

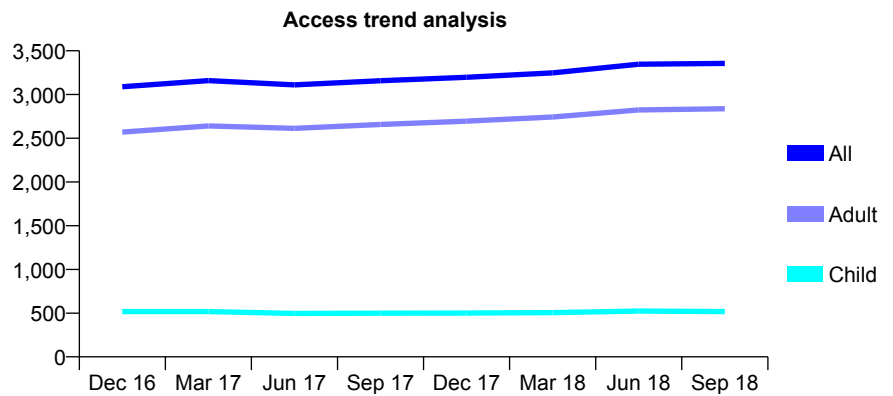
## Q70 - Vital Signs At a Glance Contract Report for 120669/0001 - September 2018

Name or company name	Lighthouse Dental Practice Ltd
Contract type name	GDS Contract
Purpose of contract	General
Contract start date	01/04/2009
Contract end date	

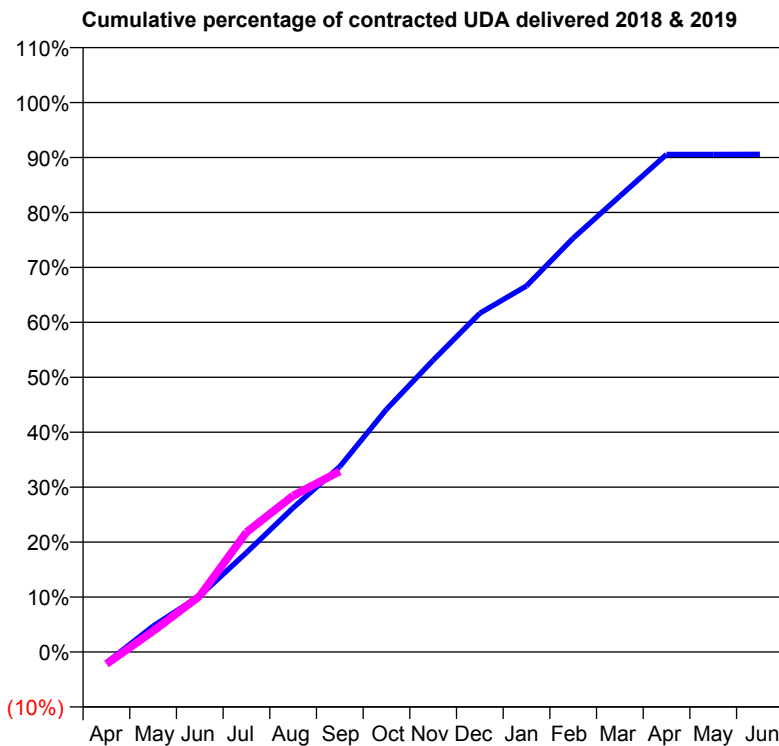
18/19 Contracted general activity (UDA)	11,705
Carry forward general activity (UDA)	468
18/19 Contracted orthodontic activity (UOA)	0
Carry forward orthodontic activity (UOA)	0
Baseline contract value	£305,229.10

### ACCESS\*

Patients seen in 24 months	Total	Change since previous quarter
Quarter ending September 2017	3,157	
Quarter ending December 2017	3,197	→
Quarter ending March 2018	3,248	→
Quarter ending June 2018	3,347	↑
Quarter ending September 2018	3,356	→
<b>Variance since September 2017</b>	<b>6.3%</b>	<b>↑</b>



### ACTIVITY



Adjusted Scheduled Activity (UDA)		
Month	2018	2019
April	-232	-256
May	554	443
June	1,196	1,194
July	2,117	2,551
August	3,072	3,331
September	3,950	3,850
October	5,170	
November	6,217	
December	7,216	
January	7,800	
February	8,814	
March	9,711	
April	10,600	
May	10,600	
June	10,601	

### QUALITY

	Quantity	Base Number	Contract	AT	Region	England
% of FP17s for the same patient ID Re-attending within 3 months - Children	24	367	6.5%	9.6%	11.1%	11.6%
% of FP17s for the same patient ID Re-attending within 3 months - Adults	338	2,113	16.0%	13.9%	15.3%	15.5%
% of FP17s for the same patient ID Re-attending between 3 & 9 months - Children	222	367	60.5%	61.8%	61.1%	58.8%
% of FP17s for the same patient ID Re-attending between 3 & 9 months - Adults	1,256	2,113	59.4%	53.1%	52.3%	51.1%
% of FP17s for Band 1 Urgent Courses	209	2,193	9.5%	9.9%	9.5%	9.0%
% of FP17s Relating to Free Repair or Replacements	9	2,193	0.4%	0.6%	0.7%	0.8%
% of FP17s Relating to Continuations	60	2,193	2.7%	0.9%	0.8%	0.9%
% of Patients satisfied with the dentistry they have received	3	3	N/A	92.6%	93.6%	93.3%
% of Patients satisfied with the time they had to wait for an appointment	3	3	N/A	89.8%	88.8%	88.9%

\* This is based on patients treated on this contract for their most recent course of treatment. Figures in italics indicate the base number of FP17s or Patient Questionnaire responses are less than 100. N/A is shown where the base number of responses is less than 10 during the period. % is calculated as Quantity/Base number\*100

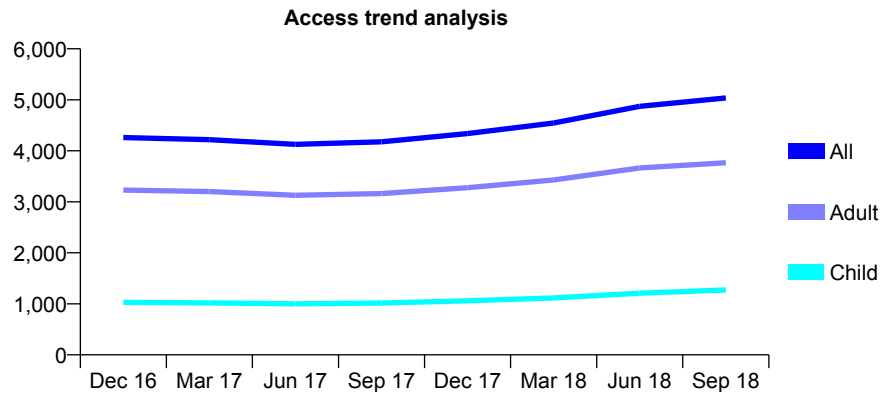
## Q70 - Vital Signs At a Glance Contract Report for 121061/0001 - September 2018

Name or company name	Dental Concepts Whitchurch
Contract type name	GDS Contract
Purpose of contract	General
Contract start date	10/09/2010
Contract end date	

18/19 Contracted general activity (UDA)	11,000
Carry forward general activity (UDA)	0
18/19 Contracted orthodontic activity (UOA)	0
Carry forward orthodontic activity (UOA)	0
Baseline contract value	£276,054.89

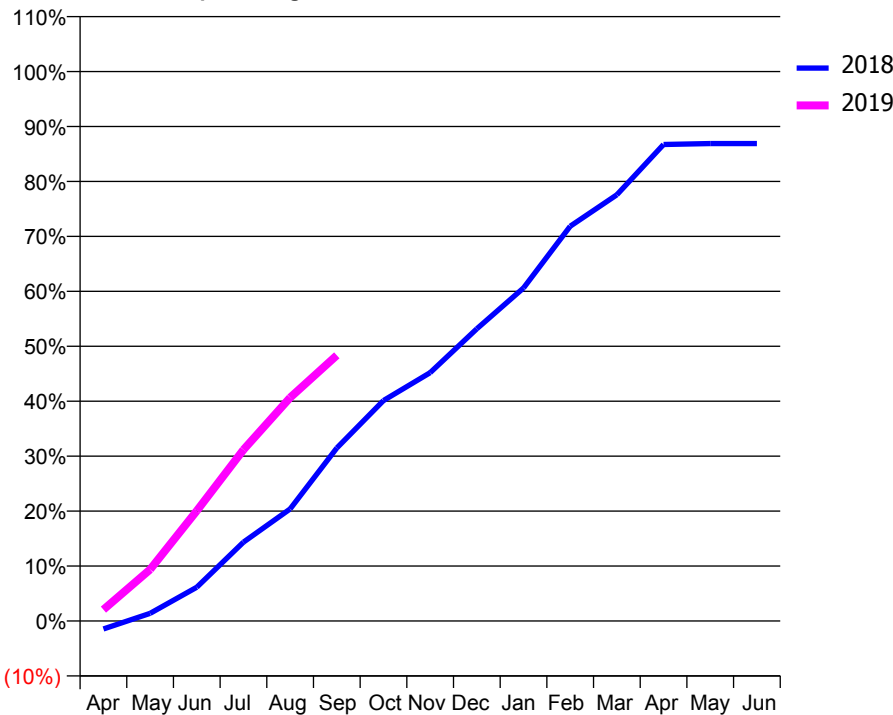
### ACCESS\*

Patients seen in 24 months	Total	Change since previous quarter
Quarter ending September 2017	4,177	
Quarter ending December 2017	4,338	↑
Quarter ending March 2018	4,544	↑
Quarter ending June 2018	4,872	↑
Quarter ending September 2018	5,036	↑
<b>Variance since September 2017</b>	<b>20.6%</b>	<b>↑</b>



### ACTIVITY

Cumulative percentage of contracted UDA delivered 2018 & 2019



Month	Adjusted Scheduled Activity (UDA)	
	2018	2019
April	-160	229
May	153	1,032
June	677	2,207
July	1,579	3,428
August	2,244	4,473
September	3,464	5,318
October	4,415	
November	4,970	
December	5,849	
January	6,667	
February	7,904	
March	8,533	
April	9,539	
May	9,558	
June	9,558	

### QUALITY

	Quantity	Base Number	Contract	AT	Region	England
% of FP17s for the same patient ID Re-attending within 3 months - Children	64	1,111	5.8%	9.6%	11.1%	11.6%
% of FP17s for the same patient ID Re-attending within 3 months - Adults	201	2,492	8.1%	13.9%	15.3%	15.5%
% of FP17s for the same patient ID Re-attending between 3 & 9 months - Children	675	1,111	60.8%	61.8%	61.1%	58.8%
% of FP17s for the same patient ID Re-attending between 3 & 9 months - Adults	1,188	2,492	47.7%	53.1%	52.3%	51.1%
% of FP17s for Band 1 Urgent Courses	179	3,052	5.9%	9.9%	9.5%	9.0%
% of FP17s Relating to Free Repair or Replacements	11	3,052	0.4%	0.6%	0.7%	0.8%
% of FP17s Relating to Continuations	8	3,052	0.3%	0.9%	0.8%	0.9%
% of Patients satisfied with the dentistry they have received	8	8	N/A	92.6%	93.6%	93.3%
% of Patients satisfied with the time they had to wait for an appointment	7	8	N/A	89.8%	88.8%	88.9%

\* This is based on patients treated on this contract for their most recent course of treatment. Figures in italics indicate the base number of FP17s or Patient Questionnaire responses are less than 100. N/A is shown where the base number of responses is less than 10 during the period. % is calculated as Quantity/Base number\*100



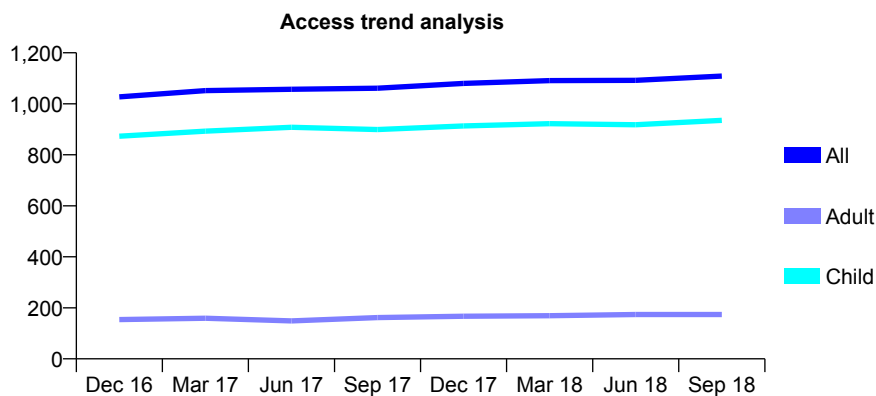
## Q70 - Vital Signs At a Glance Contract Report for 122920/0001 - September 2018

Name or company name	Wimborne East Street Partnership
Contract type name	GDS Contract
Purpose of contract	General
Contract start date	01/08/2011
Contract end date	

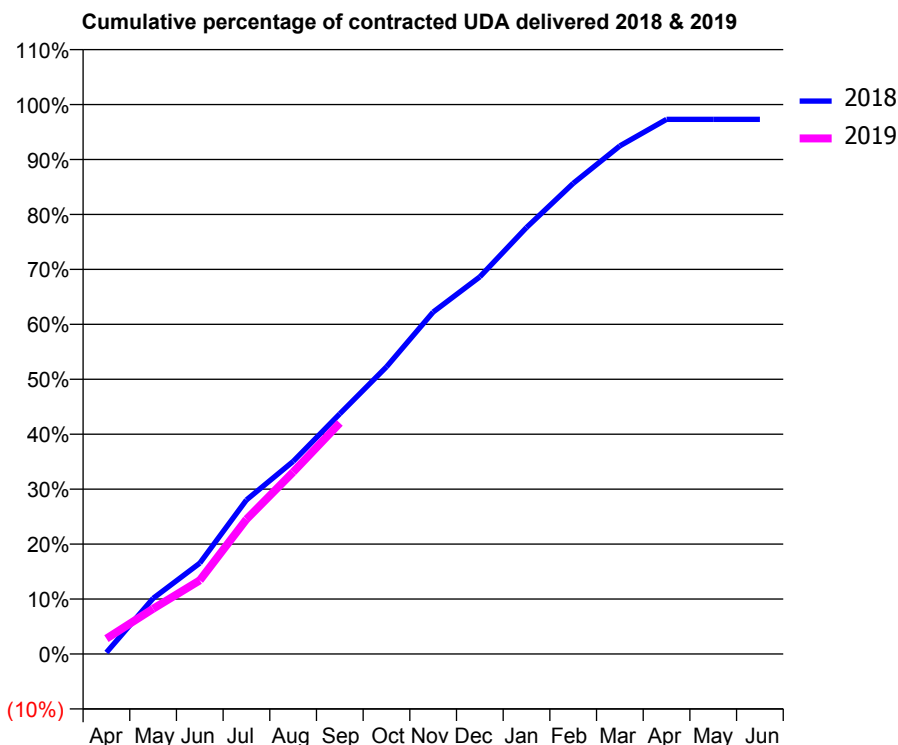
18/19 Contracted general activity (UDA)	2,260
Carry forward general activity (UDA)	61
18/19 Contracted orthodontic activity (UOA)	0
Carry forward orthodontic activity (UOA)	0
Baseline contract value	£57,966.27

### ACCESS\*

Patients seen in 24 months	Total	Change since previous quarter
Quarter ending September 2017	1,061	
Quarter ending December 2017	1,080	→
Quarter ending March 2018	1,091	→
Quarter ending June 2018	1,092	→
Quarter ending September 2018	1,109	→
<b>Variance since September 2017</b>	<b>4.5%</b>	<b>↑</b>



### ACTIVITY



Month	Adjusted Scheduled Activity (UDA)	
	2018	2019
April	6	64
May	229	186
June	374	303
July	634	554
August	792	748
September	988	950
October	1,181	
November	1,406	
December	1,551	
January	1,754	
February	1,936	
March	2,090	
April	2,199	
May	2,199	
June	2,199	

### QUALITY

	Quantity	Base Number	Contract	AT	Region	England
% of FP17s for the same patient ID Re-attending within 3 months - Children	69	899	7.7%	9.6%	11.1%	11.6%
% of FP17s for the same patient ID Re-attending within 3 months - Adults	3	54	5.6%	13.9%	15.3%	15.5%
% of FP17s for the same patient ID Re-attending between 3 & 9 months - Children	659	899	73.3%	61.8%	61.1%	58.8%
% of FP17s for the same patient ID Re-attending between 3 & 9 months - Adults	44	54	81.5%	53.1%	52.3%	51.1%
% of FP17s for Band 1 Urgent Courses	35	856	4.1%	9.9%	9.5%	9.0%
% of FP17s Relating to Free Repair or Replacements	0	856	0.0%	0.6%	0.7%	0.8%
% of FP17s Relating to Continuations	0	856	0.0%	0.9%	0.8%	0.9%
% of Patients satisfied with the dentistry they have received	1	1	N/A	92.6%	93.6%	93.3%
% of Patients satisfied with the time they had to wait for an appointment	1	1	N/A	89.8%	88.8%	88.9%

\* This is based on patients treated on this contract for their most recent course of treatment. Figures in italics indicate the base number of FP17s or Patient Questionnaire responses are less than 100. N/A is shown where the base number of responses is less than 10 during the period. % is calculated as Quantity/Base number\*100

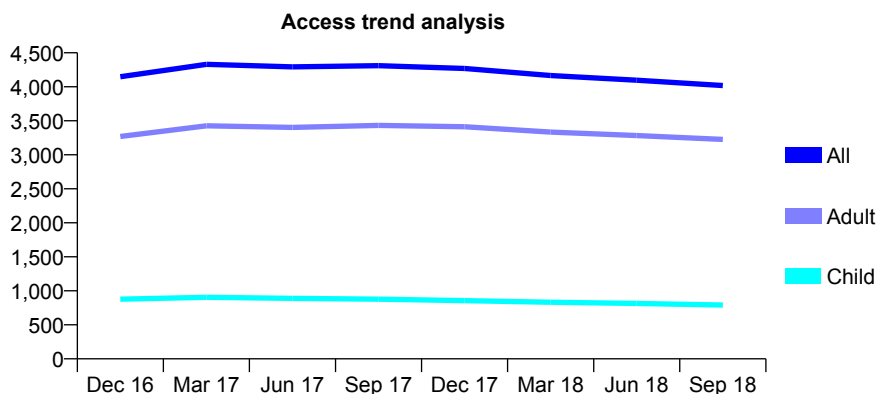
## Q70 - Vital Signs At a Glance Contract Report for 124370/0001 - September 2018

Name or company name	Best Practice CDA Ltd
Contract type name	GDS Contract
Purpose of contract	General
Contract start date	16/03/2010
Contract end date	

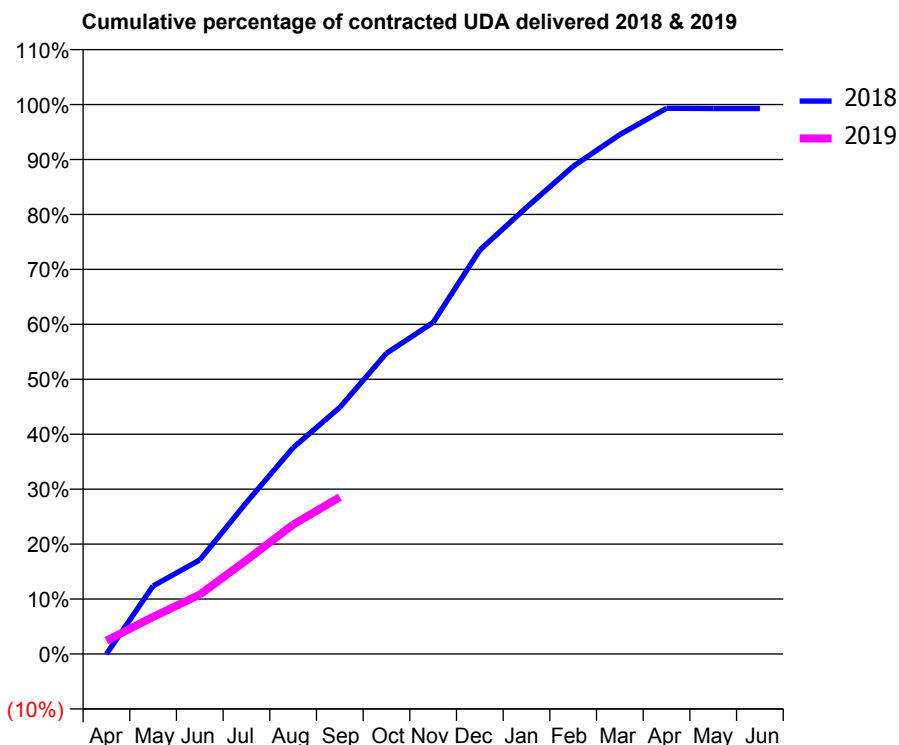
18/19 Contracted general activity (UDA)	14,962
Carry forward general activity (UDA)	81
18/19 Contracted orthodontic activity (UOA)	0
Carry forward orthodontic activity (UOA)	0
Baseline contract value	£389,684.51

### ACCESS\*

Patients seen in 24 months	Total	Change since previous quarter
Quarter ending September 2017	4,310	
Quarter ending December 2017	4,269	→
Quarter ending March 2018	4,166	↓
Quarter ending June 2018	4,098	↓
Quarter ending September 2018	4,019	↓
<b>Variance since September 2017</b>	<b>(6.8%)</b>	<b>↓</b>



### ACTIVITY



Month	Adjusted Scheduled Activity (UDA)	
	2018	2019
April	0	362
May	1,357	1,010
June	1,876	1,616
July	3,024	2,556
August	4,116	3,523
September	4,921	4,272
October	6,001	
November	6,615	
December	8,059	
January	8,911	
February	9,730	
March	10,362	
April	10,888	
May	10,881	
June	10,881	

### QUALITY

	Quantity	Base Number	Contract	AT	Region	England
% of FP17s for the same patient ID Re-attending within 3 months - Children	35	550	6.4%	9.6%	11.1%	11.6%
% of FP17s for the same patient ID Re-attending within 3 months - Adults	333	2,228	14.9%	13.9%	15.3%	15.5%
% of FP17s for the same patient ID Re-attending between 3 & 9 months - Children	337	550	61.3%	61.8%	61.1%	58.8%
% of FP17s for the same patient ID Re-attending between 3 & 9 months - Adults	1,212	2,228	54.4%	53.1%	52.3%	51.1%
% of FP17s for Band 1 Urgent Courses	302	2,476	12.2%	9.9%	9.5%	9.0%
% of FP17s Relating to Free Repair or Replacements	12	2,476	0.5%	0.6%	0.7%	0.8%
% of FP17s Relating to Continuations	58	2,476	2.3%	0.9%	0.8%	0.9%
% of Patients satisfied with the dentistry they have received	0	0	N/A	92.6%	93.6%	93.3%
% of Patients satisfied with the time they had to wait for an appointment	0	0	N/A	89.8%	88.8%	88.9%

\* This is based on patients treated on this contract for their most recent course of treatment. Figures in italics indicate the base number of FP17s or Patient Questionnaire responses are less than 100. N/A is shown where the base number of responses is less than 10 during the period. % is calculated as Quantity/Base number\*100

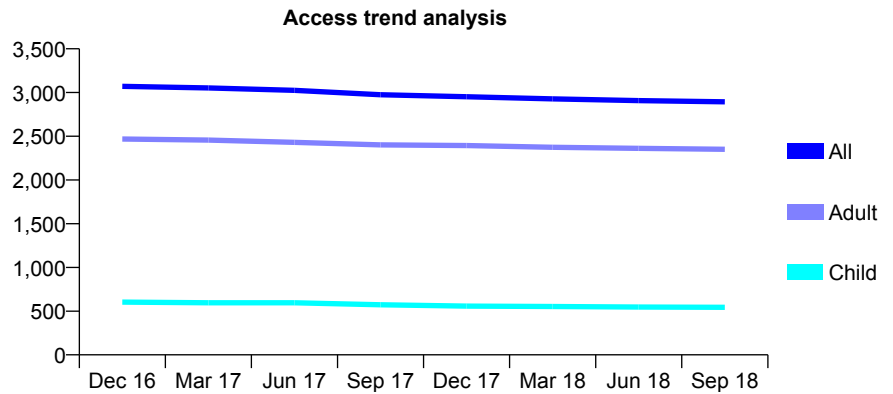
## Q70 - Vital Signs At a Glance Contract Report for 124745/0001 - September 2018

Name or company name	Mr B J Richardson & Mr C M Winterbottom
Contract type name	GDS Contract
Purpose of contract	General
Contract start date	01/04/2013
Contract end date	

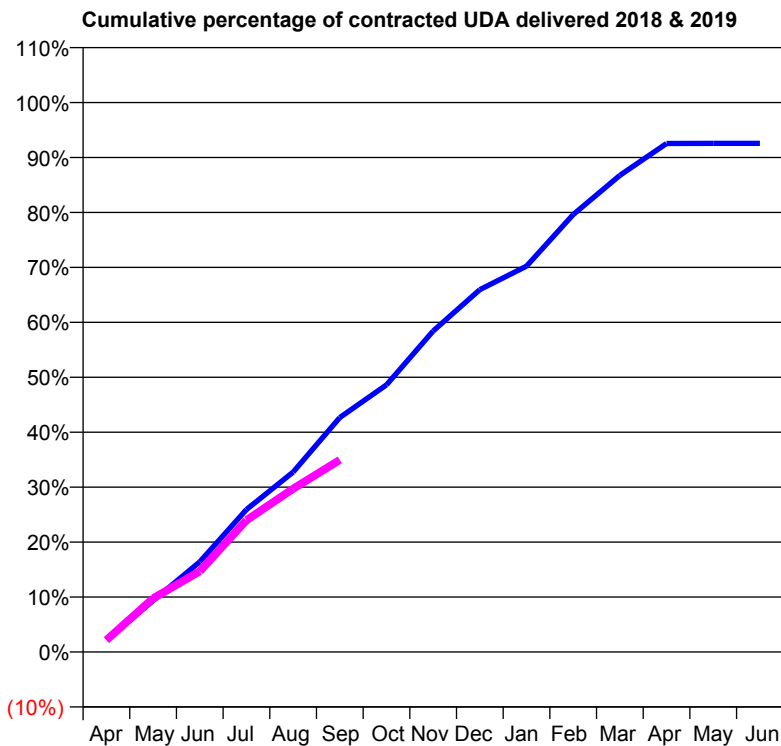
18/19 Contracted general activity (UDA)	12,311
Carry forward general activity (UDA)	0
18/19 Contracted orthodontic activity (UOA)	0
Carry forward orthodontic activity (UOA)	0
Baseline contract value	£314,483.34

### ACCESS\*

Patients seen in 24 months	Total	Change since previous quarter
Quarter ending September 2017	2,974	
Quarter ending December 2017	2,951	→
Quarter ending March 2018	2,927	→
Quarter ending June 2018	2,908	→
Quarter ending September 2018	2,894	→
<b>Variance since September 2017</b>	<b>(2.7%)</b>	<b>↓</b>



### ACTIVITY



Month	Adjusted Scheduled Activity (UDA)	
	2018	2019
April	275	268
May	1,152	1,201
June	2,022	1,810
July	3,192	2,954
August	4,031	3,658
September	5,252	4,305
October	5,984	
November	7,192	
December	8,118	
January	8,643	
February	9,801	
March	10,678	
April	11,392	
May	11,396	
June	11,396	

### QUALITY

	Quantity	Base Number	Contract	AT	Region	England
% of FP17s for the same patient ID Re-attending within 3 months - Children	31	456	6.8%	9.6%	11.1%	11.6%
% of FP17s for the same patient ID Re-attending within 3 months - Adults	283	2,064	13.7%	13.9%	15.3%	15.5%
% of FP17s for the same patient ID Re-attending between 3 & 9 months - Children	332	456	72.8%	61.8%	61.1%	58.8%
% of FP17s for the same patient ID Re-attending between 3 & 9 months - Adults	1,525	2,064	73.9%	53.1%	52.3%	51.1%
% of FP17s for Band 1 Urgent Courses	183	2,239	8.2%	9.9%	9.5%	9.0%
% of FP17s Relating to Free Repair or Replacements	5	2,239	0.2%	0.6%	0.7%	0.8%
% of FP17s Relating to Continuations	21	2,239	0.9%	0.9%	0.8%	0.9%
% of Patients satisfied with the dentistry they have received	1	1	N/A	92.6%	93.6%	93.3%
% of Patients satisfied with the time they had to wait for an appointment	1	1	N/A	89.8%	88.8%	88.9%

\* This is based on patients treated on this contract for their most recent course of treatment. Figures in italics indicate the base number of FP17s or Patient Questionnaire responses are less than 100. N/A is shown where the base number of responses is less than 10 during the period. % is calculated as Quantity/Base number\*100

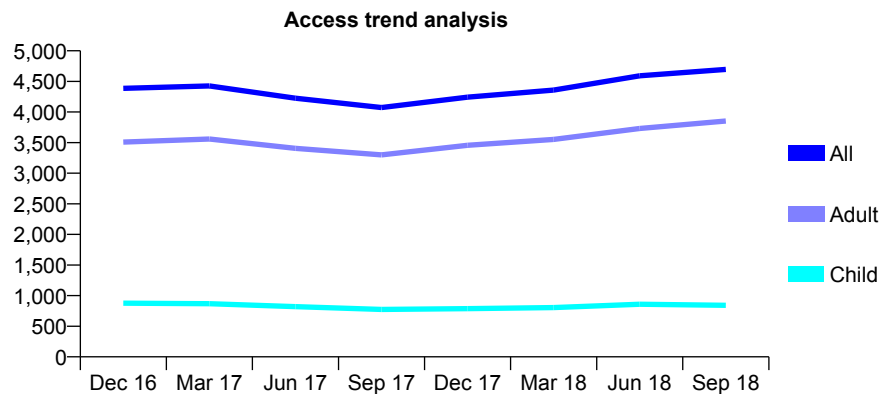
## Q70 - Vital Signs At a Glance Contract Report for 125598/0002 - September 2018

Name or company name	S Cowley, R Ingham and J Angelo
Contract type name	GDS Contract
Purpose of contract	General
Contract start date	01/11/2011
Contract end date	

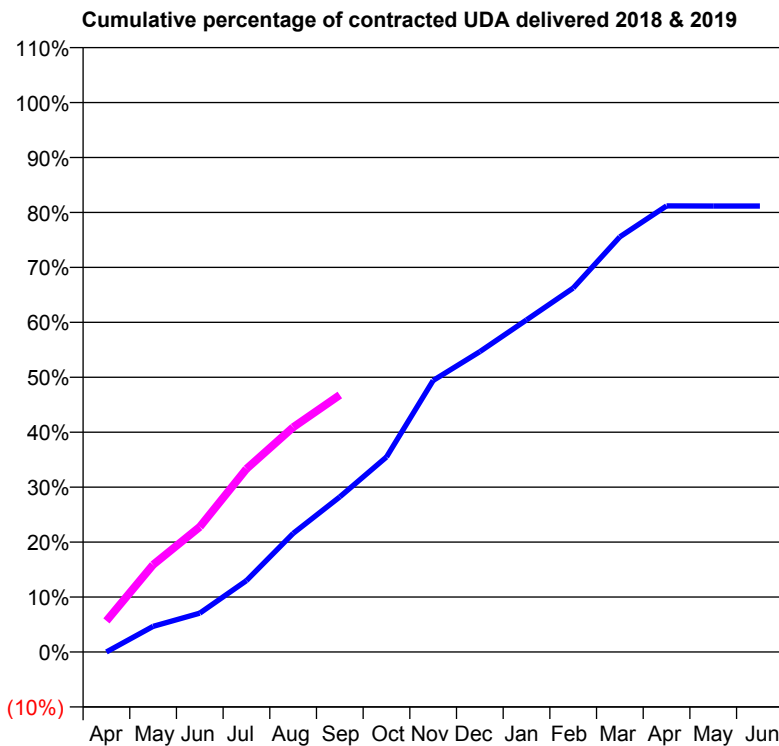
18/19 Contracted general activity (UDA)	15,000
Carry forward general activity (UDA)	0
18/19 Contracted orthodontic activity (UOA)	0
Carry forward orthodontic activity (UOA)	0
Baseline contract value	£479,716.07

### ACCESS\*

Patients seen in 24 months	Total	Change since previous quarter
Quarter ending September 2017	4,074	
Quarter ending December 2017	4,244	↑
Quarter ending March 2018	4,358	↑
Quarter ending June 2018	4,591	↑
Quarter ending September 2018	4,697	↑
<b>Variance since September 2017</b>	<b>15.3%</b>	<b>↑</b>



### ACTIVITY



Month	Adjusted Scheduled Activity (UDA)	
	2018	2019
April	0	849
May	699	2,384
June	1,063	3,417
July	1,950	5,000
August	3,238	6,136
September	4,234	7,015
October	5,322	
November	7,414	
December	8,200	
January	9,065	
February	9,935	
March	11,333	
April	12,176	
May	12,174	
June	12,174	

### QUALITY

	Quantity	Base Number	Contract	AT	Region	England
% of FP17s for the same patient ID Re-attending within 3 months - Children	35	683	5.1%	9.6%	11.1%	11.6%
% of FP17s for the same patient ID Re-attending within 3 months - Adults	381	2,920	13.0%	13.9%	15.3%	15.5%
% of FP17s for the same patient ID Re-attending between 3 & 9 months - Children	430	683	63.0%	61.8%	61.1%	58.8%
% of FP17s for the same patient ID Re-attending between 3 & 9 months - Adults	1,548	2,920	53.0%	53.1%	52.3%	51.1%
% of FP17s for Band 1 Urgent Courses	261	3,273	8.0%	9.9%	9.5%	9.0%
% of FP17s Relating to Free Repair or Replacements	9	3,273	0.3%	0.6%	0.7%	0.8%
% of FP17s Relating to Continuations	66	3,273	2.0%	0.9%	0.8%	0.9%
% of Patients satisfied with the dentistry they have received	1	2	N/A	92.6%	93.6%	93.3%
% of Patients satisfied with the time they had to wait for an appointment	2	2	N/A	89.8%	88.8%	88.9%

\* This is based on patients treated on this contract for their most recent course of treatment. Figures in italics indicate the base number of FP17s or Patient Questionnaire responses are less than 100. N/A is shown where the base number of responses is less than 10 during the period. % is calculated as Quantity/Base number\*100

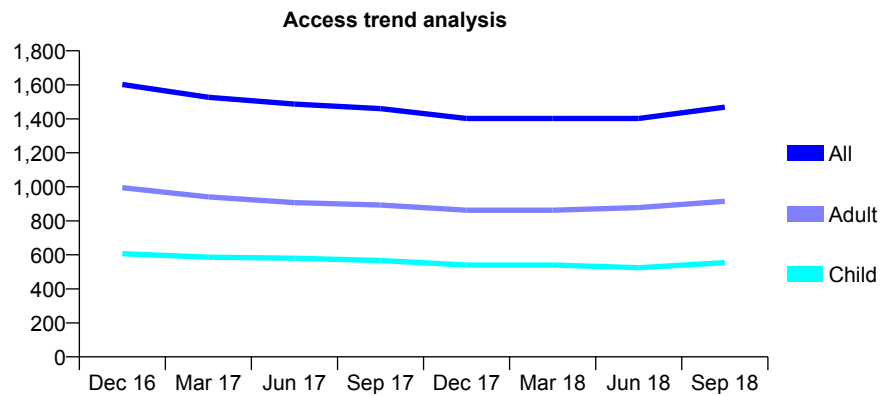
## Q70 - Vital Signs At a Glance Contract Report for 125776/0006 - September 2018

Name or company name	Apex Dental Care Ltd
Contract type name	GDS Contract
Purpose of contract	General
Contract start date	03/08/2009
Contract end date	

18/19 Contracted general activity (UDA)	3,549
Carry forward general activity (UDA)	0
18/19 Contracted orthodontic activity (UOA)	0
Carry forward orthodontic activity (UOA)	0
Baseline contract value	£79,614.52

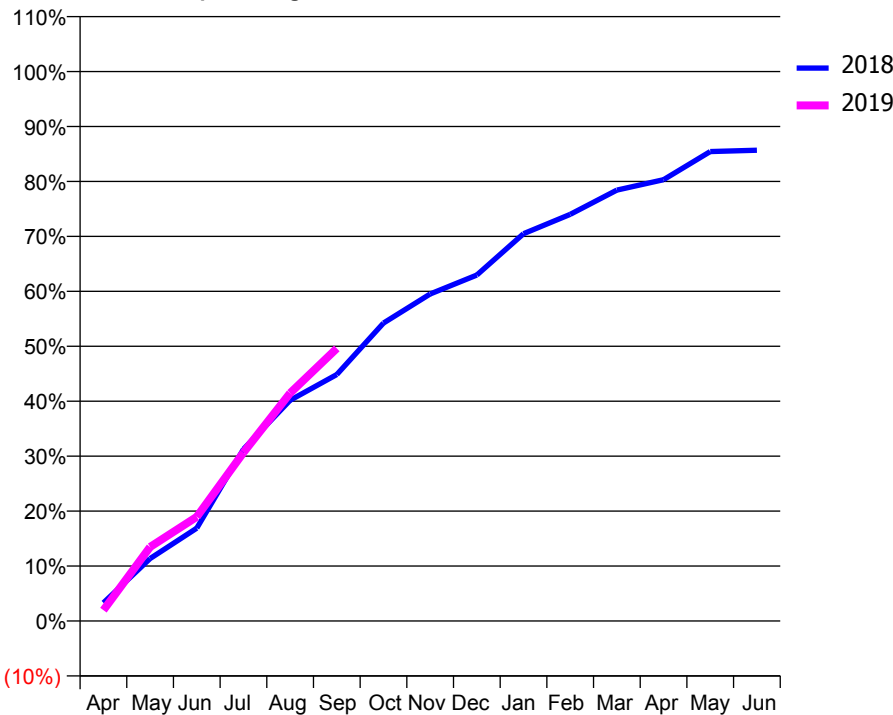
### ACCESS\*

Patients seen in 24 months	Total	Change since previous quarter
Quarter ending September 2017	1,460	
Quarter ending December 2017	1,402	↓
Quarter ending March 2018	1,402	→
Quarter ending June 2018	1,402	→
Quarter ending September 2018	1,469	↑
<b>Variance since September 2017</b>	<b>0.6%</b>	<b>→</b>



### ACTIVITY

Cumulative percentage of contracted UDA delivered 2018 & 2019



Month	Adjusted Scheduled Activity (UDA)	
	2018	2019
April	118	70
May	403	478
June	600	673
July	1,109	1,088
August	1,426	1,472
September	1,592	1,761
October	1,924	
November	2,112	
December	2,234	
January	2,501	
February	2,626	
March	2,783	
April	2,850	
May	3,032	
June	3,040	

### QUALITY

	Quantity	Base Number	Contract	AT	Region	England
% of FP17s for the same patient ID Re-attending within 3 months - Children	41	520	7.9%	9.6%	11.1%	11.6%
% of FP17s for the same patient ID Re-attending within 3 months - Adults	85	765	11.1%	13.9%	15.3%	15.5%
% of FP17s for the same patient ID Re-attending between 3 & 9 months - Children	286	520	55.0%	61.8%	61.1%	58.8%
% of FP17s for the same patient ID Re-attending between 3 & 9 months - Adults	392	765	51.2%	53.1%	52.3%	51.1%
% of FP17s for Band 1 Urgent Courses	105	1,004	10.5%	9.9%	9.5%	9.0%
% of FP17s Relating to Free Repair or Replacements	1	1,004	0.1%	0.6%	0.7%	0.8%
% of FP17s Relating to Continuations	2	1,004	0.2%	0.9%	0.8%	0.9%
% of Patients satisfied with the dentistry they have received	1	1	N/A	92.6%	93.6%	93.3%
% of Patients satisfied with the time they had to wait for an appointment	1	1	N/A	89.8%	88.8%	88.9%

\* This is based on patients treated on this contract for their most recent course of treatment. Figures in italics indicate the base number of FP17s or Patient Questionnaire responses are less than 100. N/A is shown where the base number of responses is less than 10 during the period. % is calculated as Quantity/Base number\*100

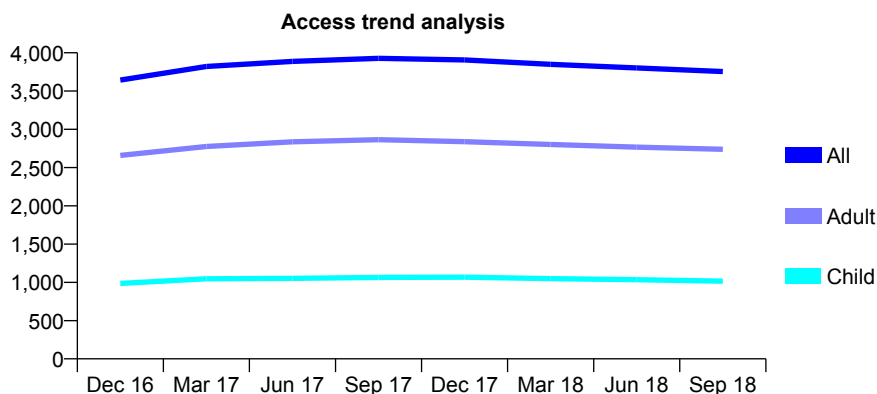
## Q70 - Vital Signs At a Glance Contract Report for 125776/0012 - September 2018

Name or company name	Apex Dental Care Ltd
Contract type name	GDS Contract
Purpose of contract	General
Contract start date	01/09/2011
Contract end date	

18/19 Contracted general activity (UDA)	10,000
Carry forward general activity (UDA)	0
18/19 Contracted orthodontic activity (UOA)	0
Carry forward orthodontic activity (UOA)	0
Baseline contract value	£271,179.20

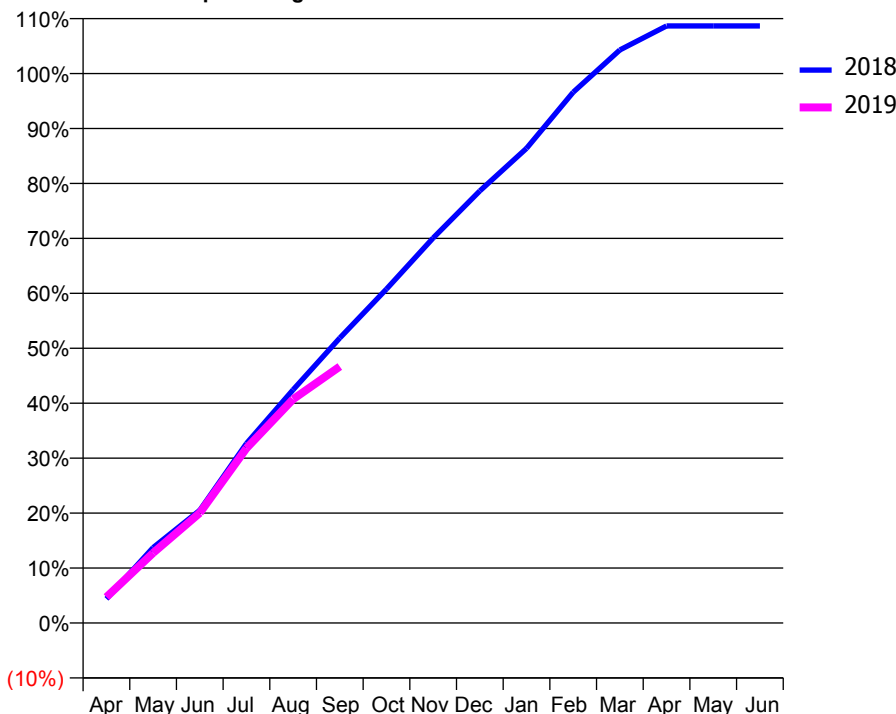
### ACCESS\*

Patients seen in 24 months	Total	Change since previous quarter
Quarter ending September 2017	3,928	
Quarter ending December 2017	3,907	→
Quarter ending March 2018	3,849	↓
Quarter ending June 2018	3,802	↓
Quarter ending September 2018	3,755	↓
<b>Variance since September 2017</b>	<b>(4.4%)</b>	<b>↓</b>



### ACTIVITY

Cumulative percentage of contracted UDA delivered 2018 & 2019



Month	Adjusted Scheduled Activity (UDA)	
	2018	2019
April	440	472
May	1,373	1,276
June	2,051	2,004
July	3,267	3,179
August	4,245	4,072
September	5,186	4,668
October	6,077	
November	7,007	
December	7,864	
January	8,639	
February	9,658	
March	10,428	
April	10,865	
May	10,867	
June	10,866	

### QUALITY

	Quantity	Base Number	Contract	AT	Region	England
% of FP17s for the same patient ID Re-attending within 3 months - Children	42	743	5.7%	9.6%	11.1%	11.6%
% of FP17s for the same patient ID Re-attending within 3 months - Adults	207	1,888	11.0%	13.9%	15.3%	15.5%
% of FP17s for the same patient ID Re-attending between 3 & 9 months - Children	506	743	68.1%	61.8%	61.1%	58.8%
% of FP17s for the same patient ID Re-attending between 3 & 9 months - Adults	1,236	1,888	65.5%	53.1%	52.3%	51.1%
% of FP17s for Band 1 Urgent Courses	175	2,419	7.2%	9.9%	9.5%	9.0%
% of FP17s Relating to Free Repair or Replacements	13	2,419	0.5%	0.6%	0.7%	0.8%
% of FP17s Relating to Continuations	7	2,419	0.3%	0.9%	0.8%	0.9%
% of Patients satisfied with the dentistry they have received	1	2	N/A	92.6%	93.6%	93.3%
% of Patients satisfied with the time they had to wait for an appointment	1	2	N/A	89.8%	88.8%	88.9%

\* This is based on patients treated on this contract for their most recent course of treatment. Figures in italics indicate the base number of FP17s or Patient Questionnaire responses are less than 100. N/A is shown where the base number of responses is less than 10 during the period. % is calculated as Quantity/Base number\*100

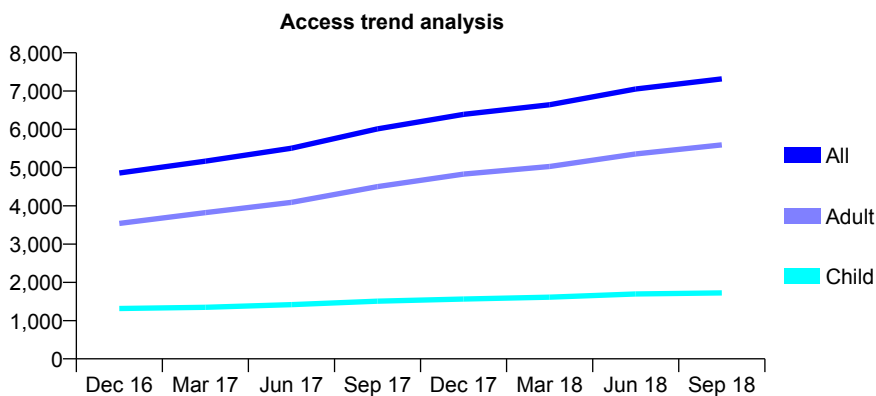
## Q70 - Vital Signs At a Glance Contract Report for 125776/0015 - September 2018

Name or company name	Apex Dental Care Ltd
Contract type name	GDS Contract
Purpose of contract	General
Contract start date	01/06/2013
Contract end date	

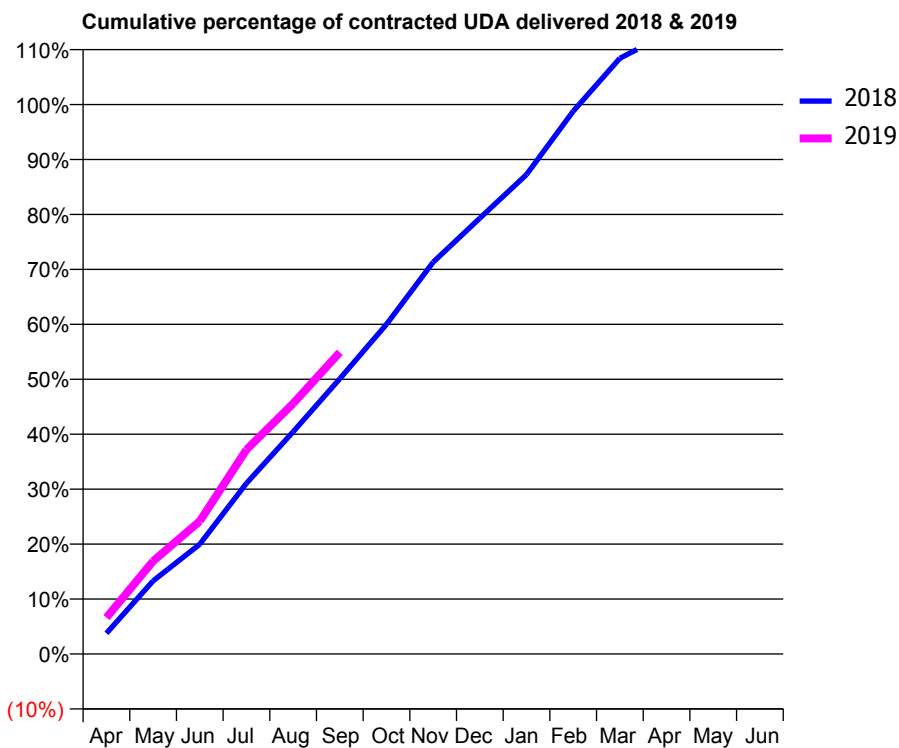
18/19 Contracted general activity (UDA)	16,814
Carry forward general activity (UDA)	0
18/19 Contracted orthodontic activity (UOA)	0
Carry forward orthodontic activity (UOA)	0
Baseline contract value	£388,813.58

### ACCESS\*

Patients seen in 24 months	Total	Change since previous quarter
Quarter ending September 2017	6,011	
Quarter ending December 2017	6,392	↑
Quarter ending March 2018	6,642	↑
Quarter ending June 2018	7,053	↑
Quarter ending September 2018	7,317	↑
<b>Variance since September 2017</b>	<b>21.7%</b>	<b>↑</b>



### ACTIVITY



Month	Adjusted Scheduled Activity (UDA)	
	2018	2019
April	633	1,116
May	2,238	2,841
June	3,359	4,067
July	5,224	6,253
August	6,800	7,664
September	8,425	9,230
October	10,087	
November	11,989	
December	13,337	
January	14,669	
February	16,611	
March	18,229	
April	18,961	
May	18,980	
June	18,995	

### QUALITY

	Quantity	Base Number	Contract	AT	Region	England
% of FP17s for the same patient ID Re-attending within 3 months - Children	80	1,256	6.4%	9.6%	11.1%	11.6%
% of FP17s for the same patient ID Re-attending within 3 months - Adults	431	3,815	11.3%	13.9%	15.3%	15.5%
% of FP17s for the same patient ID Re-attending between 3 & 9 months - Children	688	1,256	54.8%	61.8%	61.1%	58.8%
% of FP17s for the same patient ID Re-attending between 3 & 9 months - Adults	1,796	3,815	47.1%	53.1%	52.3%	51.1%
% of FP17s for Band 1 Urgent Courses	653	4,702	13.9%	9.9%	9.5%	9.0%
% of FP17s Relating to Free Repair or Replacements	21	4,702	0.4%	0.6%	0.7%	0.8%
% of FP17s Relating to Continuations	17	4,702	0.4%	0.9%	0.8%	0.9%
% of Patients satisfied with the dentistry they have received	7	7	N/A	92.6%	93.6%	93.3%
% of Patients satisfied with the time they had to wait for an appointment	6	7	N/A	89.8%	88.8%	88.9%

\* This is based on patients treated on this contract for their most recent course of treatment. Figures in italics indicate the base number of FP17s or Patient Questionnaire responses are less than 100. N/A is shown where the base number of responses is less than 10 during the period. % is calculated as Quantity/Base number\*100



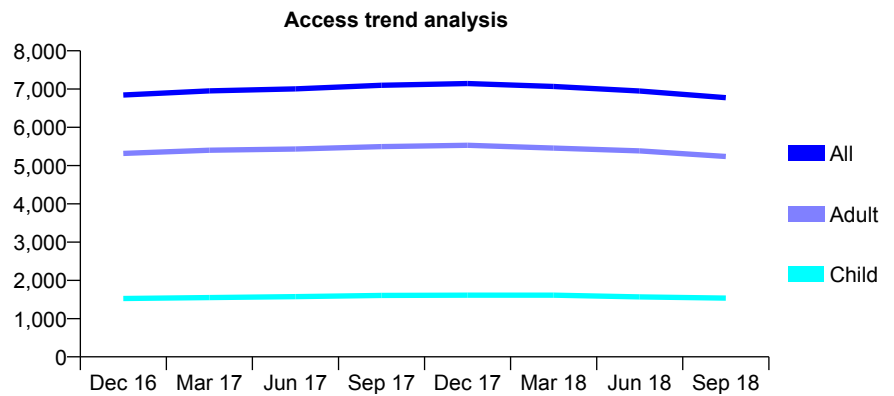
## Q70 - Vital Signs At a Glance Contract Report for 127116/0002 - September 2018

Name or company name	A Pitchforth, M Elalami, N Hussain & R Gye
Contract type name	GDS Contract
Purpose of contract	General
Contract start date	01/07/2012
Contract end date	

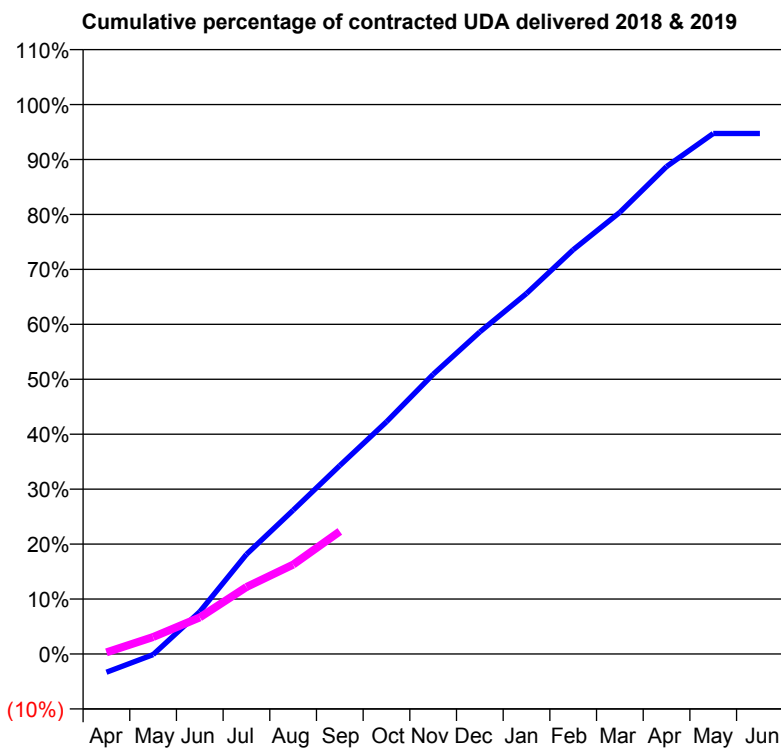
18/19 Contracted general activity (UDA)	20,000
Carry forward general activity (UDA)	0
18/19 Contracted orthodontic activity (UOA)	0
Carry forward orthodontic activity (UOA)	0
Baseline contract value	£527,192.42

### ACCESS\*

Patients seen in 24 months	Total	Change since previous quarter
Quarter ending September 2017	7,098	
Quarter ending December 2017	7,145	→
Quarter ending March 2018	7,069	↓
Quarter ending June 2018	6,950	↓
Quarter ending September 2018	6,774	↓
<b>Variance since September 2017</b>	<b>(4.6%)</b>	<b>↓</b>



### ACTIVITY



Month	Adjusted Scheduled Activity (UDA)	
	2018	2019
April	-669	61
May	-28	620
June	1,540	1,331
July	3,628	2,437
August	5,236	3,253
September	6,859	4,461
October	8,452	
November	10,179	
December	11,724	
January	13,123	
February	14,713	
March	16,075	
April	17,742	
May	18,944	
June	18,944	

### QUALITY

	Quantity	Base Number	Contract	AT	Region	England
% of FP17s for the same patient ID Re-attending within 3 months - Children	51	1,169	4.4%	9.6%	11.1%	11.6%
% of FP17s for the same patient ID Re-attending within 3 months - Adults	367	3,817	9.6%	13.9%	15.3%	15.5%
% of FP17s for the same patient ID Re-attending between 3 & 9 months - Children	787	1,169	67.3%	61.8%	61.1%	58.8%
% of FP17s for the same patient ID Re-attending between 3 & 9 months - Adults	2,567	3,817	67.3%	53.1%	52.3%	51.1%
% of FP17s for Band 1 Urgent Courses	404	3,015	13.4%	9.9%	9.5%	9.0%
% of FP17s Relating to Free Repair or Replacements	8	3,015	0.3%	0.6%	0.7%	0.8%
% of FP17s Relating to Continuations	1	3,015	0.0%	0.9%	0.8%	0.9%
% of Patients satisfied with the dentistry they have received	2	2	N/A	92.6%	93.6%	93.3%
% of Patients satisfied with the time they had to wait for an appointment	2	2	N/A	89.8%	88.8%	88.9%

\* This is based on patients treated on this contract for their most recent course of treatment. Figures in italics indicate the base number of FP17s or Patient Questionnaire responses are less than 100. N/A is shown where the base number of responses is less than 10 during the period. % is calculated as Quantity/Base number\*100

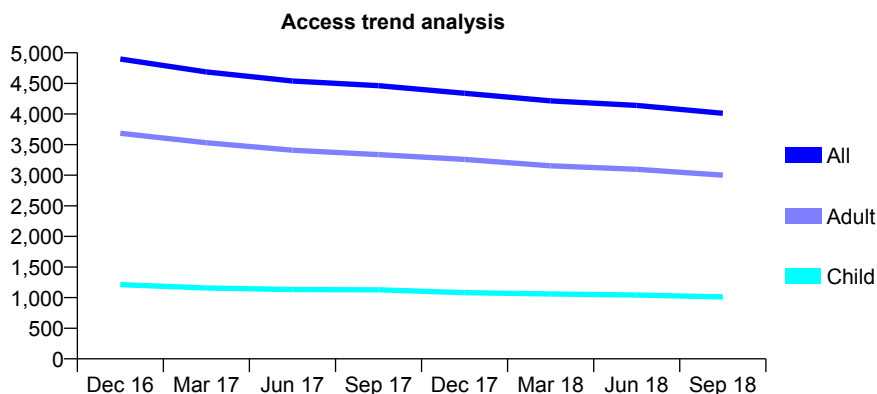
## Q70 - Vital Signs At a Glance Contract Report for 127116/0004 - September 2018

Name or company name	A Pitchforth, M Elalami, N Hussain & R Gye
Contract type name	GDS Contract
Purpose of contract	General
Contract start date	01/07/2012
Contract end date	

18/19 Contracted general activity (UDA)	13,200
Carry forward general activity (UDA)	0
18/19 Contracted orthodontic activity (UOA)	0
Carry forward orthodontic activity (UOA)	0
Baseline contract value	£367,729.88

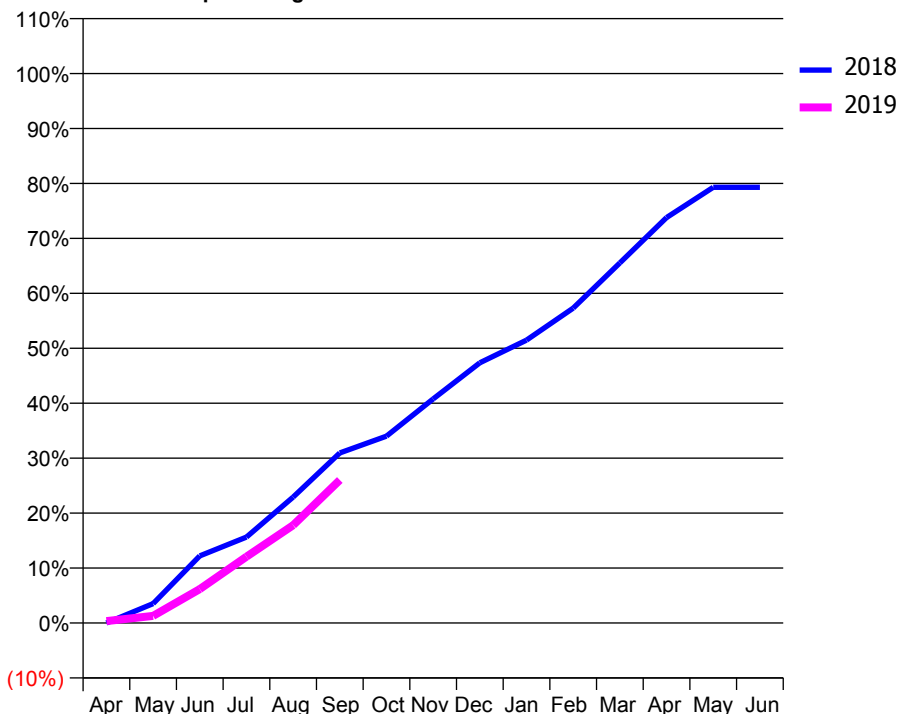
### ACCESS\*

Patients seen in 24 months	Total	Change since previous quarter
Quarter ending September 2017	4,463	
Quarter ending December 2017	4,339	↓
Quarter ending March 2018	4,214	↓
Quarter ending June 2018	4,140	↓
Quarter ending September 2018	4,013	↓
<b>Variance since September 2017</b>	<b>(10.1%)</b>	<b>↓</b>



### ACTIVITY

Cumulative percentage of contracted UDA delivered 2018 & 2019



Adjusted Scheduled Activity (UDA)

Month	2018	2019
April	0	47
May	467	172
June	1,612	816
July	2,065	1,593
August	3,024	2,351
September	4,085	3,435
October	4,488	
November	5,384	
December	6,251	
January	6,795	
February	7,565	
March	8,651	
April	9,740	
May	10,468	
June	10,466	

### QUALITY

	Quantity	Base Number	Contract	AT	Region	England
% of FP17s for the same patient ID Re-attending within 3 months - Children	45	917	4.9%	9.6%	11.1%	11.6%
% of FP17s for the same patient ID Re-attending within 3 months - Adults	351	2,554	13.7%	13.9%	15.3%	15.5%
% of FP17s for the same patient ID Re-attending between 3 & 9 months - Children	567	917	61.8%	61.8%	61.1%	58.8%
% of FP17s for the same patient ID Re-attending between 3 & 9 months - Adults	1,614	2,554	63.2%	53.1%	52.3%	51.1%
% of FP17s for Band 1 Urgent Courses	283	2,227	12.7%	9.9%	9.5%	9.0%
% of FP17s Relating to Free Repair or Replacements	8	2,227	0.4%	0.6%	0.7%	0.8%
% of FP17s Relating to Continuations	1	2,227	0.0%	0.9%	0.8%	0.9%
% of Patients satisfied with the dentistry they have received	4	4	N/A	92.6%	93.6%	93.3%
% of Patients satisfied with the time they had to wait for an appointment	4	4	N/A	89.8%	88.8%	88.9%

\* This is based on patients treated on this contract for their most recent course of treatment. Figures in italics indicate the base number of FP17s or Patient Questionnaire responses are less than 100. N/A is shown where the base number of responses is less than 10 during the period. % is calculated as Quantity/Base number\*100

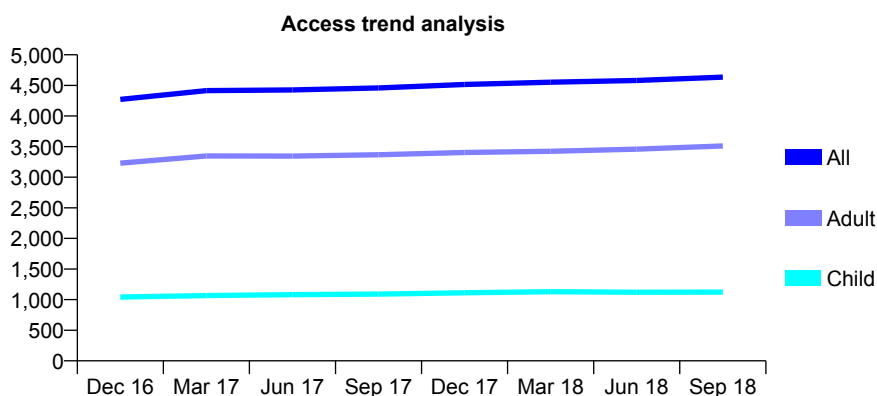
## Q70 - Vital Signs At a Glance Contract Report for 128392/0001 - September 2018

Name or company name	Dr L Tangsiri
Contract type name	GDS Contract
Purpose of contract	General
Contract start date	25/09/2009
Contract end date	

18/19 Contracted general activity (UDA)	10,368
Carry forward general activity (UDA)	0
18/19 Contracted orthodontic activity (UOA)	0
Carry forward orthodontic activity (UOA)	0
Baseline contract value	£237,285.41

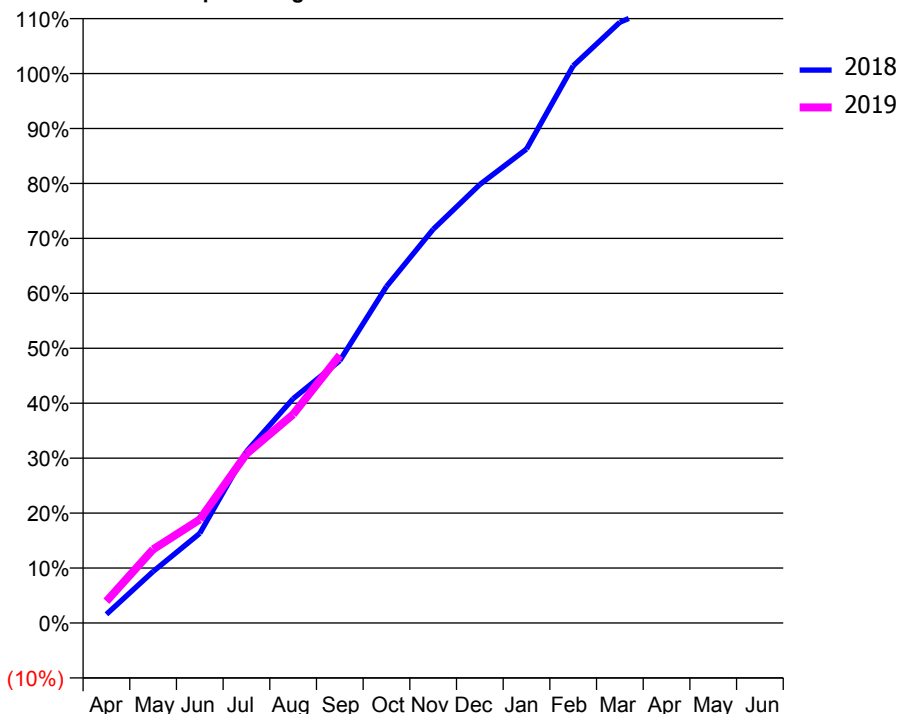
### ACCESS\*

Patients seen in 24 months	Total	Change since previous quarter
Quarter ending September 2017	4,459	
Quarter ending December 2017	4,516	→
Quarter ending March 2018	4,552	→
Quarter ending June 2018	4,580	→
Quarter ending September 2018	4,635	→
<b>Variance since September 2017</b>	<b>3.9%</b>	<b>↑</b>



### ACTIVITY

Cumulative percentage of contracted UDA delivered 2018 & 2019



Month	Adjusted Scheduled Activity (UDA)	
	2018	2019
April	166	412
May	972	1,390
June	1,692	1,954
July	3,238	3,192
August	4,234	3,937
September	4,949	5,053
October	6,348	
November	7,429	
December	8,273	
January	8,944	
February	10,514	
March	11,336	
April	11,702	
May	11,755	
June	11,755	

### QUALITY

	Quantity	Base Number	Contract	AT	Region	England
% of FP17s for the same patient ID Re-attending within 3 months - Children	23	819	2.8%	9.6%	11.1%	11.6%
% of FP17s for the same patient ID Re-attending within 3 months - Adults	270	2,548	10.6%	13.9%	15.3%	15.5%
% of FP17s for the same patient ID Re-attending between 3 & 9 months - Children	558	819	68.1%	61.8%	61.1%	58.8%
% of FP17s for the same patient ID Re-attending between 3 & 9 months - Adults	1,517	2,548	59.5%	53.1%	52.3%	51.1%
% of FP17s for Band 1 Urgent Courses	180	3,175	5.7%	9.9%	9.5%	9.0%
% of FP17s Relating to Free Repair or Replacements	14	3,175	0.4%	0.6%	0.7%	0.8%
% of FP17s Relating to Continuations	54	3,175	1.7%	0.9%	0.8%	0.9%
% of Patients satisfied with the dentistry they have received	1	2	N/A	92.6%	93.6%	93.3%
% of Patients satisfied with the time they had to wait for an appointment	2	2	N/A	89.8%	88.8%	88.9%

\* This is based on patients treated on this contract for their most recent course of treatment. Figures in italics indicate the base number of FP17s or Patient Questionnaire responses are less than 100. N/A is shown where the base number of responses is less than 10 during the period. % is calculated as Quantity/Base number\*100

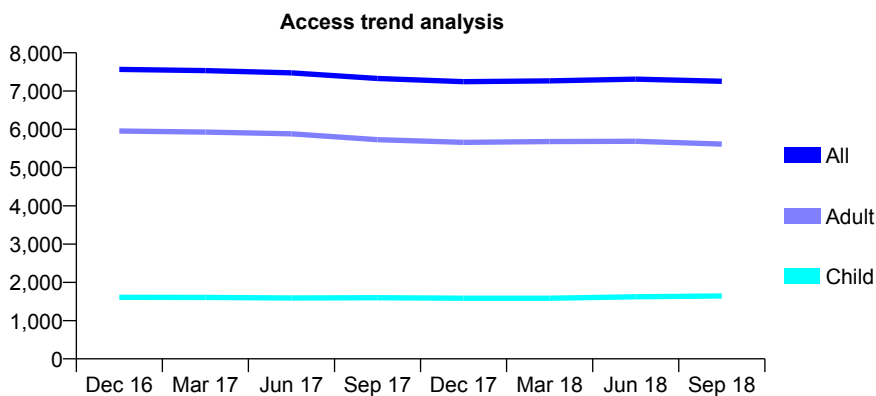
## Q70 - Vital Signs At a Glance Contract Report for 128678/0001 - September 2018

Name or company name	SCA Trafalgar Dental Services Ltd
Contract type name	GDS Contract
Purpose of contract	General
Contract start date	01/04/2009
Contract end date	

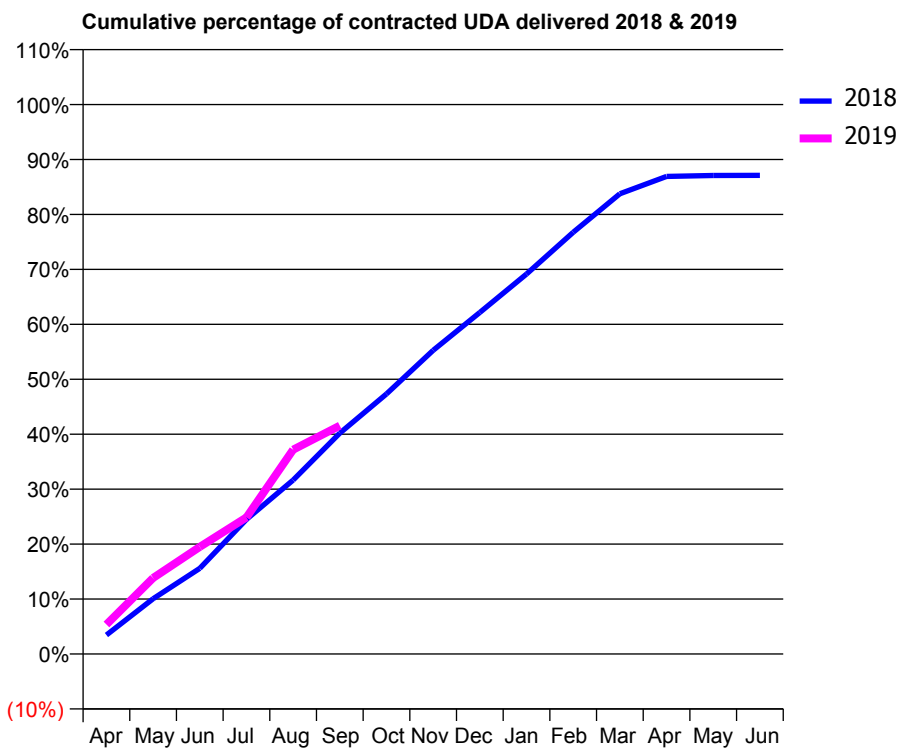
18/19 Contracted general activity (UDA)	21,352
Carry forward general activity (UDA)	0
18/19 Contracted orthodontic activity (UOA)	0
Carry forward orthodontic activity (UOA)	0
Baseline contract value	£550,912.78

### ACCESS\*

Patients seen in 24 months	Total	Change since previous quarter
Quarter ending September 2017	7,329	
Quarter ending December 2017	7,245	↓
Quarter ending March 2018	7,265	→
Quarter ending June 2018	7,312	→
Quarter ending September 2018	7,255	→
<b>Variance since September 2017</b>	<b>(1.0%)</b>	<b>↓</b>



### ACTIVITY



Month	Adjusted Scheduled Activity (UDA)	
	2018	2019
April	739	1,146
May	2,148	2,955
June	3,329	4,166
July	5,232	5,308
August	6,760	7,939
September	8,582	8,872
October	10,106	
November	11,799	
December	13,275	
January	14,763	
February	16,389	
March	17,883	
April	18,557	
May	18,593	
June	18,597	

### QUALITY

	Quantity	Base Number	Contract	AT	Region	England
% of FP17s for the same patient ID Re-attending within 3 months - Children	82	1,195	6.9%	9.6%	11.1%	11.6%
% of FP17s for the same patient ID Re-attending within 3 months - Adults	390	3,798	10.3%	13.9%	15.3%	15.5%
% of FP17s for the same patient ID Re-attending between 3 & 9 months - Children	603	1,195	50.5%	61.8%	61.1%	58.8%
% of FP17s for the same patient ID Re-attending between 3 & 9 months - Adults	1,945	3,798	51.2%	53.1%	52.3%	51.1%
% of FP17s for Band 1 Urgent Courses	944	4,644	20.3%	9.9%	9.5%	9.0%
% of FP17s Relating to Free Repair or Replacements	15	4,644	0.3%	0.6%	0.7%	0.8%
% of FP17s Relating to Continuations	9	4,644	0.2%	0.9%	0.8%	0.9%
% of Patients satisfied with the dentistry they have received	4	5	N/A	92.6%	93.6%	93.3%
% of Patients satisfied with the time they had to wait for an appointment	4	5	N/A	89.8%	88.8%	88.9%

\* This is based on patients treated on this contract for their most recent course of treatment. Figures in italics indicate the base number of FP17s or Patient Questionnaire responses are less than 100. N/A is shown where the base number of responses is less than 10 during the period. % is calculated as Quantity/Base number\*100

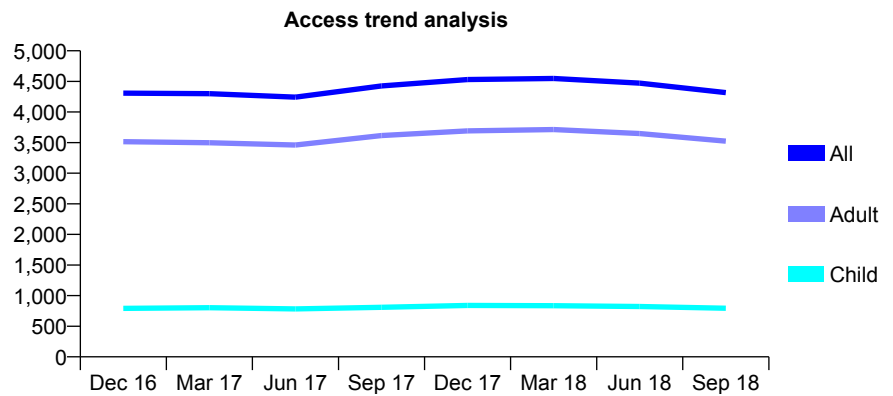
## Q70 - Vital Signs At a Glance Contract Report for 128678/0002 - September 2018

Name or company name	SCA Trafalgar Dental Services Ltd
Contract type name	GDS Contract
Purpose of contract	General
Contract start date	10/02/2013
Contract end date	

18/19 Contracted general activity (UDA)	16,000
Carry forward general activity (UDA)	0
18/19 Contracted orthodontic activity (UOA)	0
Carry forward orthodontic activity (UOA)	0
Baseline contract value	£483,463.28

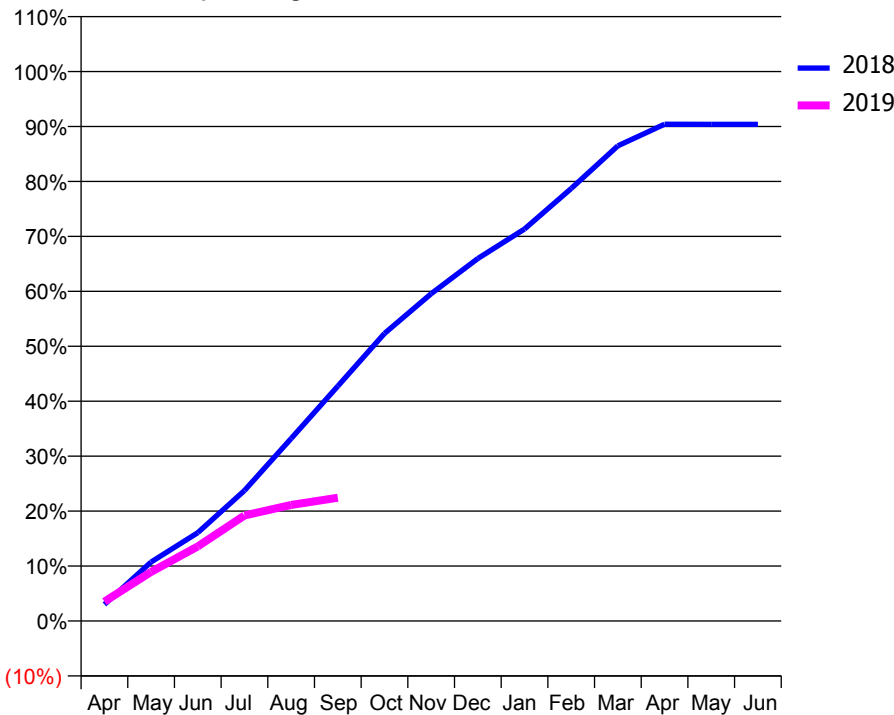
### ACCESS\*

Patients seen in 24 months	Total	Change since previous quarter
Quarter ending September 2017	4,425	
Quarter ending December 2017	4,531	↑
Quarter ending March 2018	4,549	→
Quarter ending June 2018	4,472	↓
Quarter ending September 2018	4,318	↓
<b>Variance since September 2017</b>	<b>(2.4%)</b>	<b>↓</b>



### ACTIVITY

Cumulative percentage of contracted UDA delivered 2018 & 2019



Month	Adjusted Scheduled Activity (UDA)	
	2018	2019
April	484	564
May	1,716	1,429
June	2,573	2,171
July	3,801	3,074
August	5,312	3,380
September	6,839	3,590
October	8,374	
November	9,531	
December	10,555	
January	11,414	
February	12,595	
March	13,837	
April	14,464	
May	14,463	
June	14,463	

### QUALITY

	Quantity	Base Number	Contract	AT	Region	England
% of FP17s for the same patient ID Re-attending within 3 months - Children	32	381	8.4%	9.6%	11.1%	11.6%
% of FP17s for the same patient ID Re-attending within 3 months - Adults	218	1,668	13.1%	13.9%	15.3%	15.5%
% of FP17s for the same patient ID Re-attending between 3 & 9 months - Children	254	381	66.7%	61.8%	61.1%	58.8%
% of FP17s for the same patient ID Re-attending between 3 & 9 months - Adults	1,097	1,668	65.8%	53.1%	52.3%	51.1%
% of FP17s for Band 1 Urgent Courses	198	1,760	11.3%	9.9%	9.5%	9.0%
% of FP17s Relating to Free Repair or Replacements	5	1,760	0.3%	0.6%	0.7%	0.8%
% of FP17s Relating to Continuations	13	1,760	0.7%	0.9%	0.8%	0.9%
% of Patients satisfied with the dentistry they have received	3	3	N/A	92.6%	93.6%	93.3%
% of Patients satisfied with the time they had to wait for an appointment	3	3	N/A	89.8%	88.8%	88.9%

\* This is based on patients treated on this contract for their most recent course of treatment. Figures in italics indicate the base number of FP17s or Patient Questionnaire responses are less than 100. N/A is shown where the base number of responses is less than 10 during the period. % is calculated as Quantity/Base number\*100

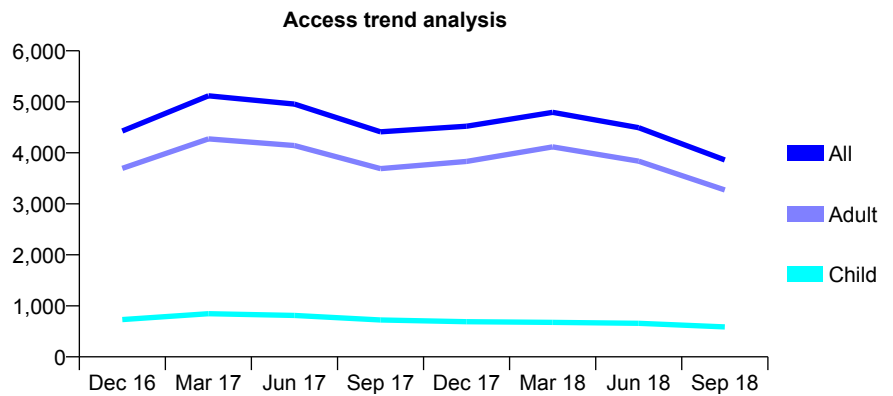
## Q70 - Vital Signs At a Glance Contract Report for 129135/0001 - September 2018

Name or company name	Mr M Rzepski & Mrs A Grycz-Rzepka
Contract type name	GDS Contract
Purpose of contract	General
Contract start date	01/04/2006
Contract end date	

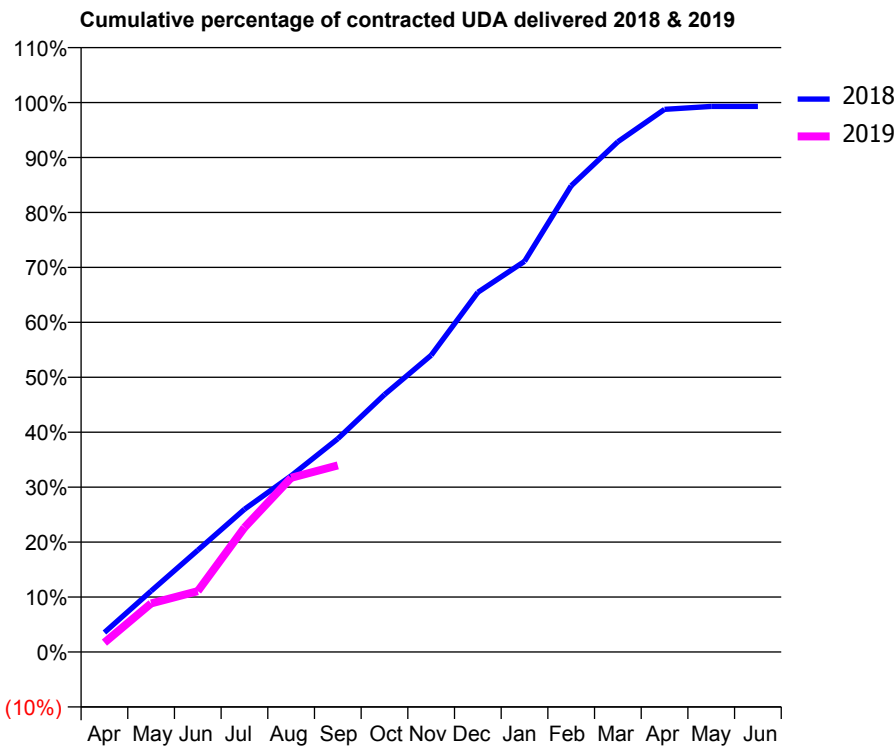
18/19 Contracted general activity (UDA)	14,316
Carry forward general activity (UDA)	102
18/19 Contracted orthodontic activity (UOA)	0
Carry forward orthodontic activity (UOA)	0
Baseline contract value	£296,188.66

### ACCESS\*

Patients seen in 24 months	Total	Change since previous quarter
Quarter ending September 2017	4,413	
Quarter ending December 2017	4,522	↑
Quarter ending March 2018	4,794	↑
Quarter ending June 2018	4,494	↓
Quarter ending September 2018	3,860	↓
<b>Variance since September 2017</b>	<b>(12.5%)</b>	<b>↓</b>



### ACTIVITY



Month	Adjusted Scheduled Activity (UDA)	
	2018	2019
April	508	246
May	1,589	1,267
June	2,654	1,587
July	3,718	3,244
August	4,593	4,539
September	5,558	4,861
October	6,708	
November	7,732	
December	9,370	
January	10,177	
February	12,149	
March	13,295	
April	14,137	
May	14,214	
June	14,214	

### QUALITY

	Quantity	Base Number	Contract	AT	Region	England
% of FP17s for the same patient ID Re-attending within 3 months - Children	32	449	7.1%	9.6%	11.1%	11.6%
% of FP17s for the same patient ID Re-attending within 3 months - Adults	374	2,658	14.1%	13.9%	15.3%	15.5%
% of FP17s for the same patient ID Re-attending between 3 & 9 months - Children	309	449	68.8%	61.8%	61.1%	58.8%
% of FP17s for the same patient ID Re-attending between 3 & 9 months - Adults	1,799	2,658	67.7%	53.1%	52.3%	51.1%
% of FP17s for Band 1 Urgent Courses	168	2,685	6.3%	9.9%	9.5%	9.0%
% of FP17s Relating to Free Repair or Replacements	21	2,685	0.8%	0.6%	0.7%	0.8%
% of FP17s Relating to Continuations	58	2,685	2.2%	0.9%	0.8%	0.9%
% of Patients satisfied with the dentistry they have received	1	1	N/A	92.6%	93.6%	93.3%
% of Patients satisfied with the time they had to wait for an appointment	1	1	N/A	89.8%	88.8%	88.9%

\* This is based on patients treated on this contract for their most recent course of treatment. Figures in italics indicate the base number of FP17s or Patient Questionnaire responses are less than 100. N/A is shown where the base number of responses is less than 10 during the period. % is calculated as Quantity/Base number\*100

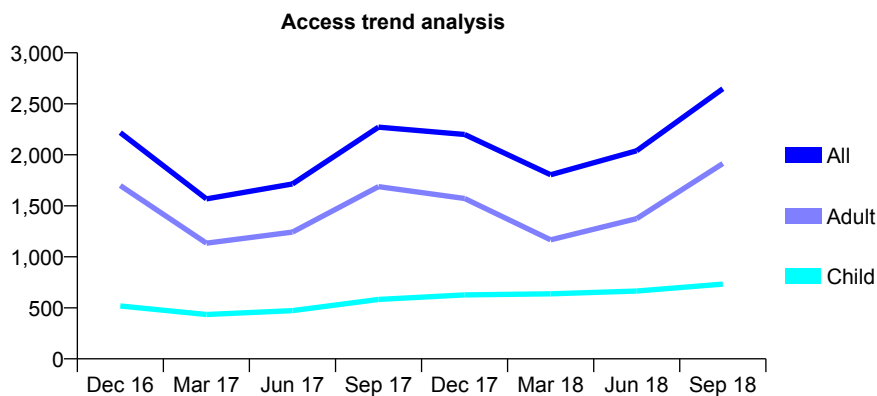
## Q70 - Vital Signs At a Glance Contract Report for 129135/0002 - September 2018

Name or company name	Mr M Rzepski & Mrs A Grycz-Rzepka
Contract type name	PDS Plus Contract
Purpose of contract	General
Contract start date	01/12/2010
Contract end date	30/11/2020

18/19 Contracted general activity (UDA)	6,000
Carry forward general activity (UDA)	0
18/19 Contracted orthodontic activity (UOA)	0
Carry forward orthodontic activity (UOA)	0
Baseline contract value	£102,171.93

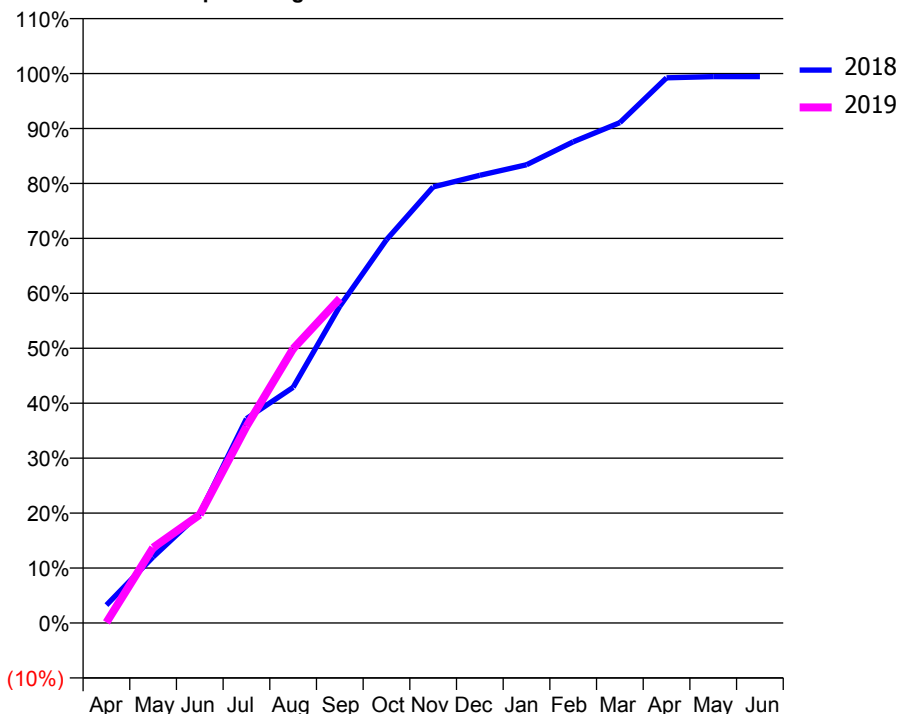
### ACCESS\*

Patients seen in 24 months	Total	Change since previous quarter
Quarter ending September 2017	2,271	
Quarter ending December 2017	2,199	↓
Quarter ending March 2018	1,804	↓
Quarter ending June 2018	2,040	↑
Quarter ending September 2018	2,648	↑
<b>Variance since September 2017</b>	<b>16.6%</b>	<b>↑</b>



### ACTIVITY

Cumulative percentage of contracted UDA delivered 2018 & 2019



Month	Adjusted Scheduled Activity (UDA)	
	2018	2019
April	195	6
May	721	823
June	1,198	1,184
July	2,231	2,147
August	2,574	2,994
September	3,458	3,543
October	4,185	
November	4,762	
December	4,889	
January	5,003	
February	5,254	
March	5,464	
April	5,953	
May	5,967	
June	5,966	

### QUALITY

	Quantity	Base Number	Contract	AT	Region	England
% of FP17s for the same patient ID Re-attending within 3 months - Children	28	594	4.7%	9.6%	11.1%	11.6%
% of FP17s for the same patient ID Re-attending within 3 months - Adults	130	1,860	7.0%	13.9%	15.3%	15.5%
% of FP17s for the same patient ID Re-attending between 3 & 9 months - Children	274	594	46.1%	61.8%	61.1%	58.8%
% of FP17s for the same patient ID Re-attending between 3 & 9 months - Adults	519	1,860	27.9%	53.1%	52.3%	51.1%
% of FP17s for Band 1 Urgent Courses	176	2,163	8.1%	9.9%	9.5%	9.0%
% of FP17s Relating to Free Repair or Replacements	2	2,163	0.1%	0.6%	0.7%	0.8%
% of FP17s Relating to Continuations	41	2,163	1.9%	0.9%	0.8%	0.9%
% of Patients satisfied with the dentistry they have received	1	1	N/A	92.6%	93.6%	93.3%
% of Patients satisfied with the time they had to wait for an appointment	1	1	N/A	89.8%	88.8%	88.9%

\* This is based on patients treated on this contract for their most recent course of treatment. Figures in italics indicate the base number of FP17s or Patient Questionnaire responses are less than 100. N/A is shown where the base number of responses is less than 10 during the period. % is calculated as Quantity/Base number\*100



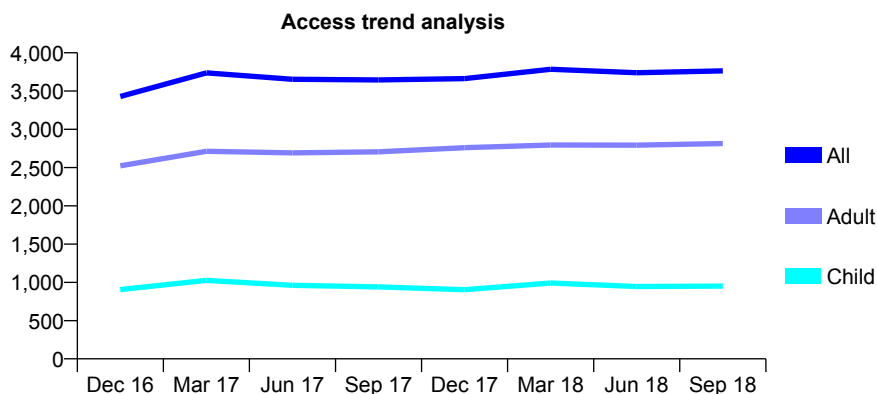
## Q70 - Vital Signs At a Glance Contract Report for 129992/0008 - September 2018

Name or company name	Somerset Partnership NHS Foundation Tru
Contract type name	PDS Contract
Purpose of contract	General
Contract start date	01/04/2015
Contract end date	31/03/2020

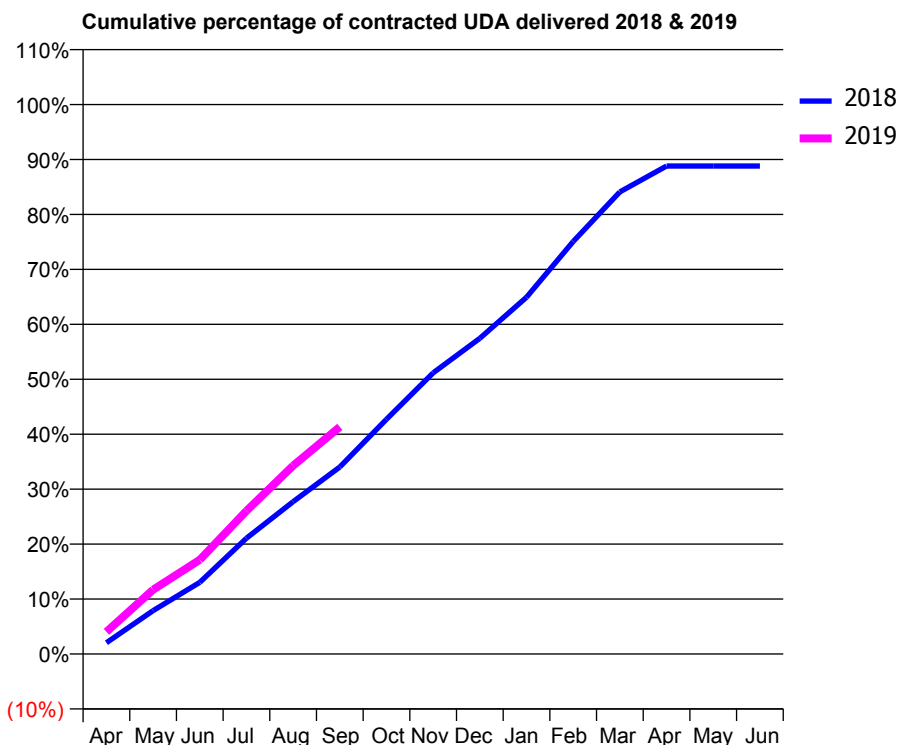
18/19 Contracted general activity (UDA)	9,333
Carry forward general activity (UDA)	0
18/19 Contracted orthodontic activity (UOA)	0
Carry forward orthodontic activity (UOA)	0
Baseline contract value	£1,788,047.17

### ACCESS\*

Patients seen in 24 months	Total	Change since previous quarter
Quarter ending September 2017	3,646	
Quarter ending December 2017	3,663	→
Quarter ending March 2018	3,785	↑
Quarter ending June 2018	3,739	↓
Quarter ending September 2018	3,764	→
<b>Variance since September 2017</b>	<b>3.2%</b>	<b>↑</b>



### ACTIVITY



Month	Adjusted Scheduled Activity (UDA)	
	2018	2019
April	191	378
May	737	1,093
June	1,216	1,600
July	1,967	2,430
August	2,588	3,199
September	3,175	3,859
October	3,987	
November	4,776	
December	5,362	
January	6,059	
February	7,005	
March	7,850	
April	8,289	
May	8,289	
June	8,289	

### QUALITY

	Quantity	Base Number	Contract	AT	Region	England
% of FP17s for the same patient ID Re-attending within 3 months - Children	47	659	7.1%	9.6%	11.1%	11.6%
% of FP17s for the same patient ID Re-attending within 3 months - Adults	182	1,721	10.6%	13.9%	15.3%	15.5%
% of FP17s for the same patient ID Re-attending between 3 & 9 months - Children	294	659	44.6%	61.8%	61.1%	58.8%
% of FP17s for the same patient ID Re-attending between 3 & 9 months - Adults	908	1,721	52.8%	53.1%	52.3%	51.1%
% of FP17s for Band 1 Urgent Courses	69	2,138	3.2%	9.9%	9.5%	9.0%
% of FP17s Relating to Free Repair or Replacements	6	2,138	0.3%	0.6%	0.7%	0.8%
% of FP17s Relating to Continuations	37	2,138	1.7%	0.9%	0.8%	0.9%
% of Patients satisfied with the dentistry they have received	1	1	N/A	92.6%	93.6%	93.3%
% of Patients satisfied with the time they had to wait for an appointment	1	1	N/A	89.8%	88.8%	88.9%

\* This is based on patients treated on this contract for their most recent course of treatment. Figures in italics indicate the base number of FP17s or Patient Questionnaire responses are less than 100. N/A is shown where the base number of responses is less than 10 during the period. % is calculated as Quantity/Base number\*100

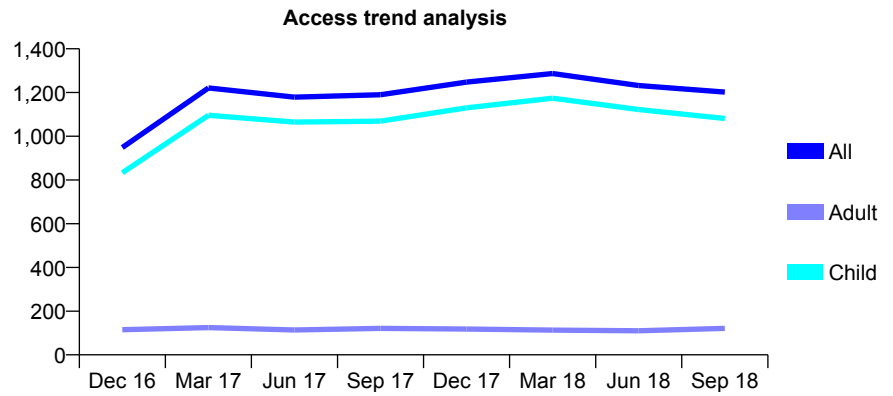
## Q70 - Vital Signs At a Glance Contract Report for 129992/0009 - September 2018

Name or company name	Somerset Partnership NHS Foundation Tru
Contract type name	PDS Contract
Purpose of contract	General
Contract start date	01/04/2015
Contract end date	31/03/2020

18/19 Contracted general activity (UDA)	4,666
Carry forward general activity (UDA)	0
18/19 Contracted orthodontic activity (UOA)	0
Carry forward orthodontic activity (UOA)	0
Baseline contract value	£394,292.26

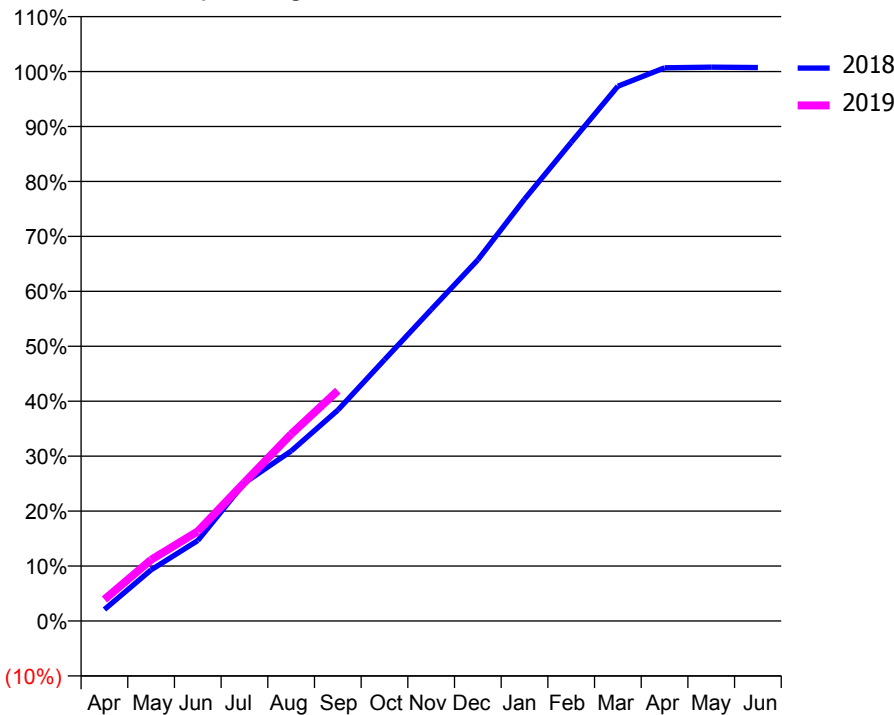
### ACCESS\*

Patients seen in 24 months	Total	Change since previous quarter
Quarter ending September 2017	1,190	
Quarter ending December 2017	1,248	↑
Quarter ending March 2018	1,287	↑
Quarter ending June 2018	1,232	↓
Quarter ending September 2018	1,202	↓
<b>Variance since September 2017</b>	1.0%	→



### ACTIVITY

Cumulative percentage of contracted UDA delivered 2018 & 2019



Month	Adjusted Scheduled Activity (UDA)	
	2018	2019
April	98	183
May	434	520
June	683	761
July	1,173	1,177
August	1,443	1,587
September	1,791	1,956
October	2,218	
November	2,645	
December	3,067	
January	3,582	
February	4,065	
March	4,541	
April	4,698	
May	4,703	
June	4,700	

### QUALITY

	Quantity	Base Number	Contract	AT	Region	England
% of FP17s for the same patient ID Re-attending within 3 months - Children	50	796	6.3%	9.6%	11.1%	11.6%
% of FP17s for the same patient ID Re-attending within 3 months - Adults	1	67	1.5%	13.9%	15.3%	15.5%
% of FP17s for the same patient ID Re-attending between 3 & 9 months - Children	80	796	10.1%	61.8%	61.1%	58.8%
% of FP17s for the same patient ID Re-attending between 3 & 9 months - Adults	3	67	4.5%	53.1%	52.3%	51.1%
% of FP17s for Band 1 Urgent Courses	22	797	2.8%	9.9%	9.5%	9.0%
% of FP17s Relating to Free Repair or Replacements	0	797	0.0%	0.6%	0.7%	0.8%
% of FP17s Relating to Continuations	9	797	1.1%	0.9%	0.8%	0.9%
% of Patients satisfied with the dentistry they have received	0	0	N/A	92.6%	93.6%	93.3%
% of Patients satisfied with the time they had to wait for an appointment	0	0	N/A	89.8%	88.8%	88.9%

\* This is based on patients treated on this contract for their most recent course of treatment. Figures in italics indicate the base number of FP17s or Patient Questionnaire responses are less than 100. N/A is shown where the base number of responses is less than 10 during the period. % is calculated as Quantity/Base number\*100

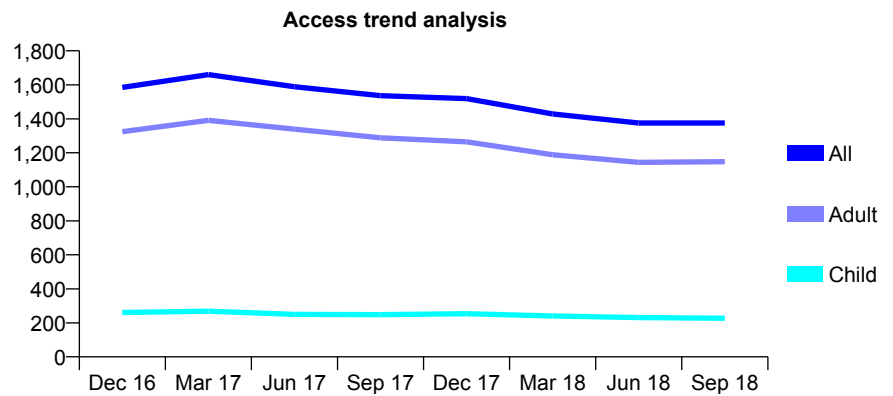
## Q70 - Vital Signs At a Glance Contract Report for 129992/0010 - September 2018

Name or company name	Somerset Partnership NHS Foundation Tru
Contract type name	PDS Contract
Purpose of contract	General
Contract start date	01/04/2015
Contract end date	12/09/2018

18/19 Contracted general activity (UDA)	2,100
Carry forward general activity (UDA)	0
18/19 Contracted orthodontic activity (UOA)	0
Carry forward orthodontic activity (UOA)	0
Baseline contract value	£305,206.66

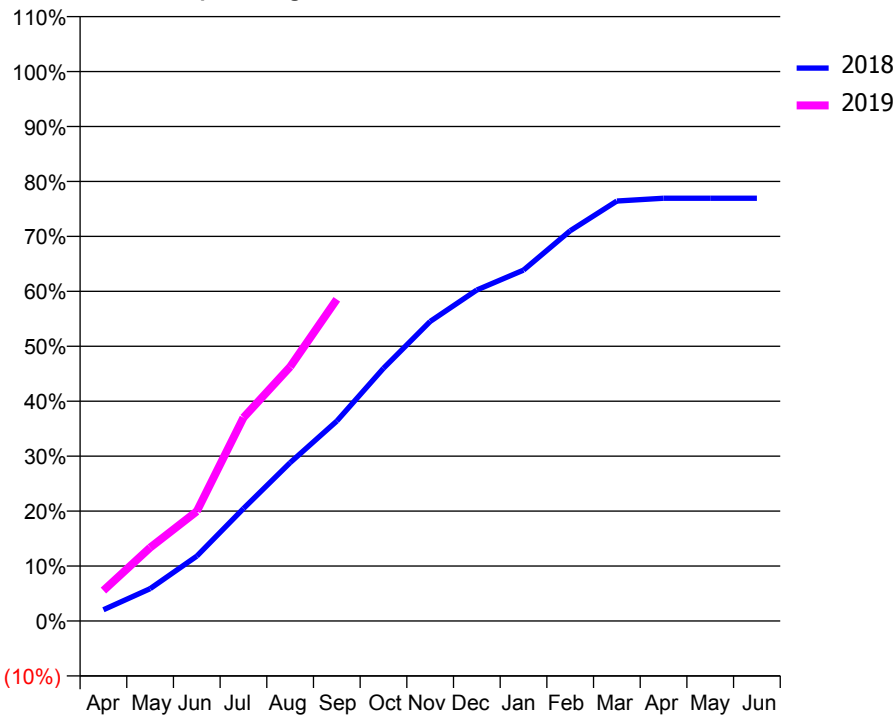
### ACCESS\*

Patients seen in 24 months	Total	Change since previous quarter
Quarter ending September 2017	1,536	
Quarter ending December 2017	1,519	↓
Quarter ending March 2018	1,429	↓
Quarter ending June 2018	1,375	↓
Quarter ending September 2018	1,375	→
<b>Variance since September 2017</b>	<b>(10.5%)</b>	<b>↓</b>



### ACTIVITY

Cumulative percentage of contracted UDA delivered 2018 & 2019



Month	Adjusted Scheduled Activity (UDA)	
	2018	2019
April	96	116
May	275	280
June	551	419
July	955	777
August	1,345	972
September	1,698	1,230
October	2,146	
November	2,543	
December	2,811	
January	2,980	
February	3,313	
March	3,566	
April	3,590	
May	3,590	
June	3,590	

### QUALITY

	Quantity	Base Number	Contract	AT	Region	England
% of FP17s for the same patient ID Re-attending within 3 months - Children	6	101	5.9%	9.6%	11.1%	11.6%
% of FP17s for the same patient ID Re-attending within 3 months - Adults	25	357	7.0%	13.9%	15.3%	15.5%
% of FP17s for the same patient ID Re-attending between 3 & 9 months - Children	35	101	34.7%	61.8%	61.1%	58.8%
% of FP17s for the same patient ID Re-attending between 3 & 9 months - Adults	87	357	24.4%	53.1%	52.3%	51.1%
% of FP17s for Band 1 Urgent Courses	34	448	7.6%	9.9%	9.5%	9.0%
% of FP17s Relating to Free Repair or Replacements	4	448	0.9%	0.6%	0.7%	0.8%
% of FP17s Relating to Continuations	4	448	0.9%	0.9%	0.8%	0.9%
% of Patients satisfied with the dentistry they have received	1	1	N/A	92.6%	93.6%	93.3%
% of Patients satisfied with the time they had to wait for an appointment	1	1	N/A	89.8%	88.8%	88.9%

\* This is based on patients treated on this contract for their most recent course of treatment. Figures in italics indicate the base number of FP17s or Patient Questionnaire responses are less than 100. N/A is shown where the base number of responses is less than 10 during the period. % is calculated as Quantity/Base number\*100

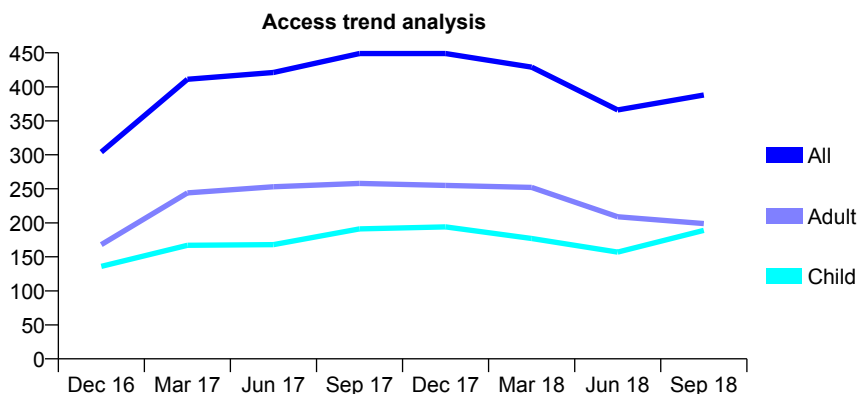
## Q70 - Vital Signs At a Glance Contract Report for 129992/0011 - September 2018

Name or company name	Somerset Partnership NHS Foundation Tru
Contract type name	PDS Contract
Purpose of contract	General
Contract start date	01/04/2015
Contract end date	12/09/2018

18/19 Contracted general activity (UDA)	1,050
Carry forward general activity (UDA)	0
18/19 Contracted orthodontic activity (UOA)	0
Carry forward orthodontic activity (UOA)	0
Baseline contract value	£85,026.84

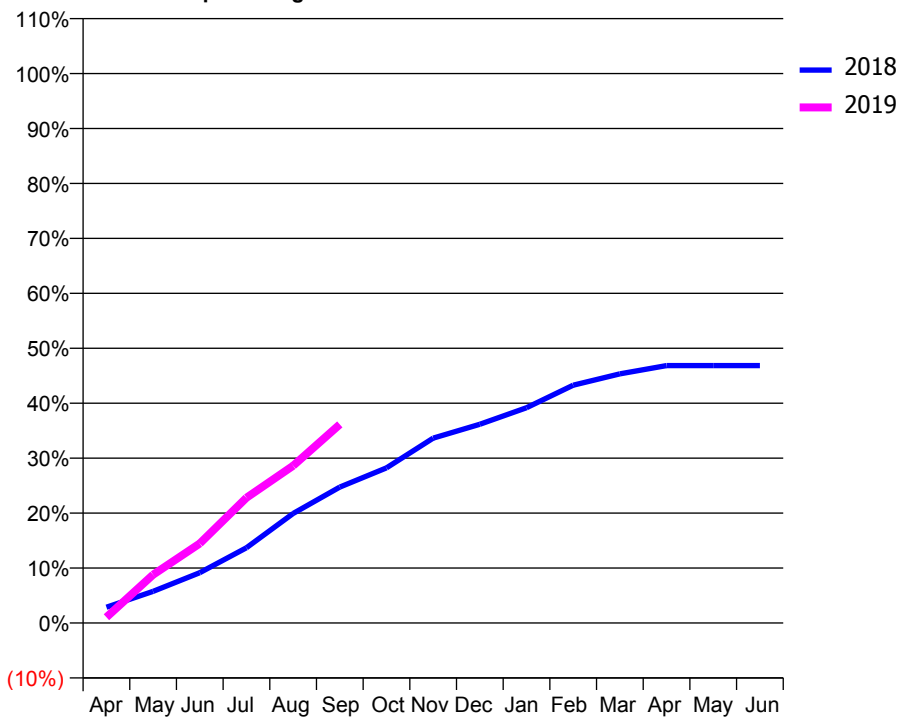
### ACCESS\*

Patients seen in 24 months	Total	Change since previous quarter
Quarter ending September 2017	449	
Quarter ending December 2017	449	→
Quarter ending March 2018	429	↓
Quarter ending June 2018	366	↓
Quarter ending September 2018	388	↑
<b>Variance since September 2017</b>	<b>(13.6%)</b>	<b>↓</b>



### ACTIVITY

Cumulative percentage of contracted UDA delivered 2018 & 2019



Adjusted Scheduled Activity (UDA)		
Month	2018	2019
April	67	11
May	134	92
June	214	152
July	320	239
August	465	301
September	577	380
October	659	
November	785	
December	844	
January	914	
February	1,010	
March	1,058	
April	1,093	
May	1,093	
June	1,093	

### QUALITY

	Quantity	Base Number	Contract	AT	Region	England
% of FP17s for the same patient ID Re-attending within 3 months - Children	0	105	0.0%	9.6%	11.1%	11.6%
% of FP17s for the same patient ID Re-attending within 3 months - Adults	0	57	0.0%	13.9%	15.3%	15.5%
% of FP17s for the same patient ID Re-attending between 3 & 9 months - Children	0	105	0.0%	61.8%	61.1%	58.8%
% of FP17s for the same patient ID Re-attending between 3 & 9 months - Adults	0	57	0.0%	53.1%	52.3%	51.1%
% of FP17s for Band 1 Urgent Courses	13	145	9.0%	9.9%	9.5%	9.0%
% of FP17s Relating to Free Repair or Replacements	0	145	0.0%	0.6%	0.7%	0.8%
% of FP17s Relating to Continuations	0	145	0.0%	0.9%	0.8%	0.9%
% of Patients satisfied with the dentistry they have received	0	0	N/A	92.6%	93.6%	93.3%
% of Patients satisfied with the time they had to wait for an appointment	0	0	N/A	89.8%	88.8%	88.9%

\* This is based on patients treated on this contract for their most recent course of treatment. Figures in italics indicate the base number of FP17s or Patient Questionnaire responses are less than 100. N/A is shown where the base number of responses is less than 10 during the period. % is calculated as Quantity/Base number\*100

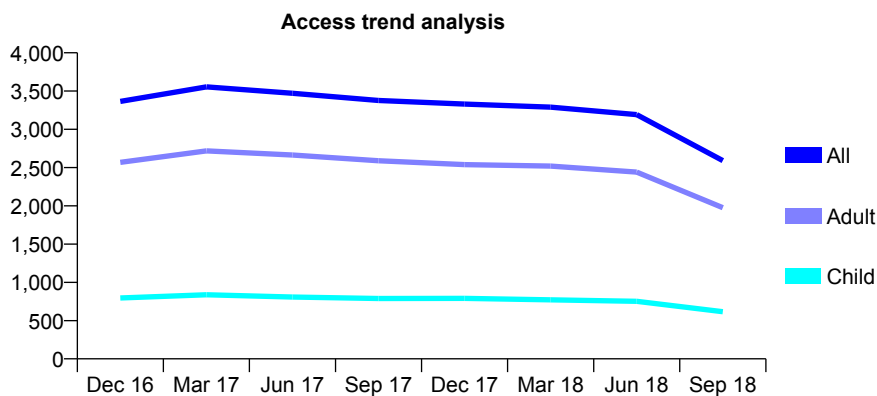
## Q70 - Vital Signs At a Glance Contract Report for 129992/0012 - September 2018

Name or company name	Somerset Partnership NHS Foundation Tru
Contract type name	PDS Contract
Purpose of contract	General
Contract start date	01/04/2015
Contract end date	12/09/2018

18/19 Contracted general activity (UDA)	4,725
Carry forward general activity (UDA)	0
18/19 Contracted orthodontic activity (UOA)	0
Carry forward orthodontic activity (UOA)	0
Baseline contract value	£120,307.93

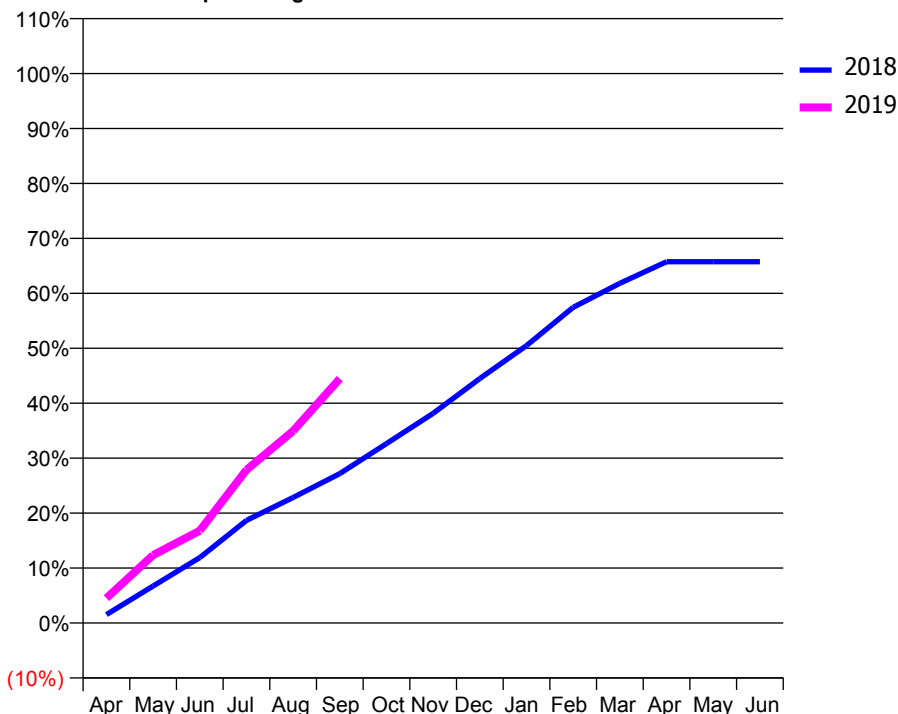
### ACCESS\*

Patients seen in 24 months	Total	Change since previous quarter
Quarter ending September 2017	3,377	
Quarter ending December 2017	3,329	↓
Quarter ending March 2018	3,290	↓
Quarter ending June 2018	3,193	↓
Quarter ending September 2018	2,591	↓
<b>Variance since September 2017</b>	<b>(23.3%)</b>	<b>↓</b>



### ACTIVITY

Cumulative percentage of contracted UDA delivered 2018 & 2019



Adjusted Scheduled Activity (UDA)

Month	2018	2019
April	163	213
May	707	585
June	1,250	794
July	1,962	1,317
August	2,400	1,652
September	2,855	2,101
October	3,430	
November	4,007	
December	4,672	
January	5,300	
February	6,032	
March	6,490	
April	6,904	
May	6,904	
June	6,904	

### QUALITY

	Quantity	Base Number	Contract	AT	Region	England
% of FP17s for the same patient ID Re-attending within 3 months - Children	16	212	7.5%	9.6%	11.1%	11.6%
% of FP17s for the same patient ID Re-attending within 3 months - Adults	100	828	12.1%	13.9%	15.3%	15.5%
% of FP17s for the same patient ID Re-attending between 3 & 9 months - Children	46	212	21.7%	61.8%	61.1%	58.8%
% of FP17s for the same patient ID Re-attending between 3 & 9 months - Adults	241	828	29.1%	53.1%	52.3%	51.1%
% of FP17s for Band 1 Urgent Courses	116	903	12.8%	9.9%	9.5%	9.0%
% of FP17s Relating to Free Repair or Replacements	8	903	0.9%	0.6%	0.7%	0.8%
% of FP17s Relating to Continuations	13	903	1.4%	0.9%	0.8%	0.9%
% of Patients satisfied with the dentistry they have received	3	3	N/A	92.6%	93.6%	93.3%
% of Patients satisfied with the time they had to wait for an appointment	3	3	N/A	89.8%	88.8%	88.9%

\* This is based on patients treated on this contract for their most recent course of treatment. Figures in italics indicate the base number of FP17s or Patient Questionnaire responses are less than 100. N/A is shown where the base number of responses is less than 10 during the period. % is calculated as Quantity/Base number\*100

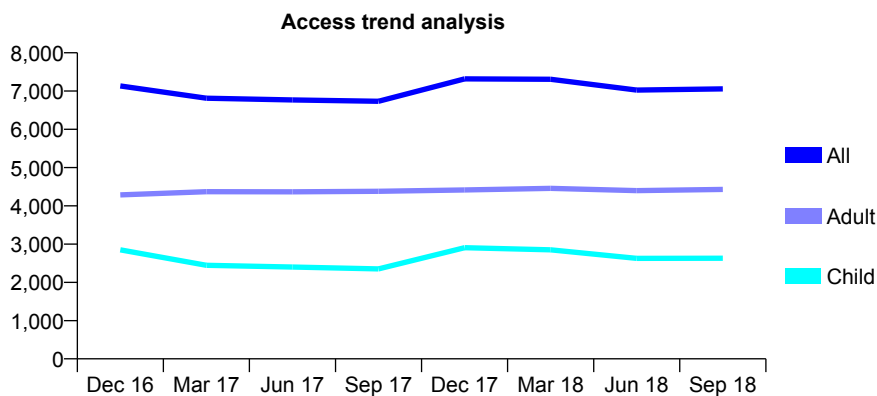
## Q70 - Vital Signs At a Glance Contract Report for 130400/0001 - September 2018

Name or company name	M & A Dentmet Ltd
Contract type name	GDS Contract
Purpose of contract	General
Contract start date	01/09/2009
Contract end date	

18/19 Contracted general activity (UDA)	13,601
Carry forward general activity (UDA)	0
18/19 Contracted orthodontic activity (UOA)	0
Carry forward orthodontic activity (UOA)	0
Baseline contract value	£349,173.45

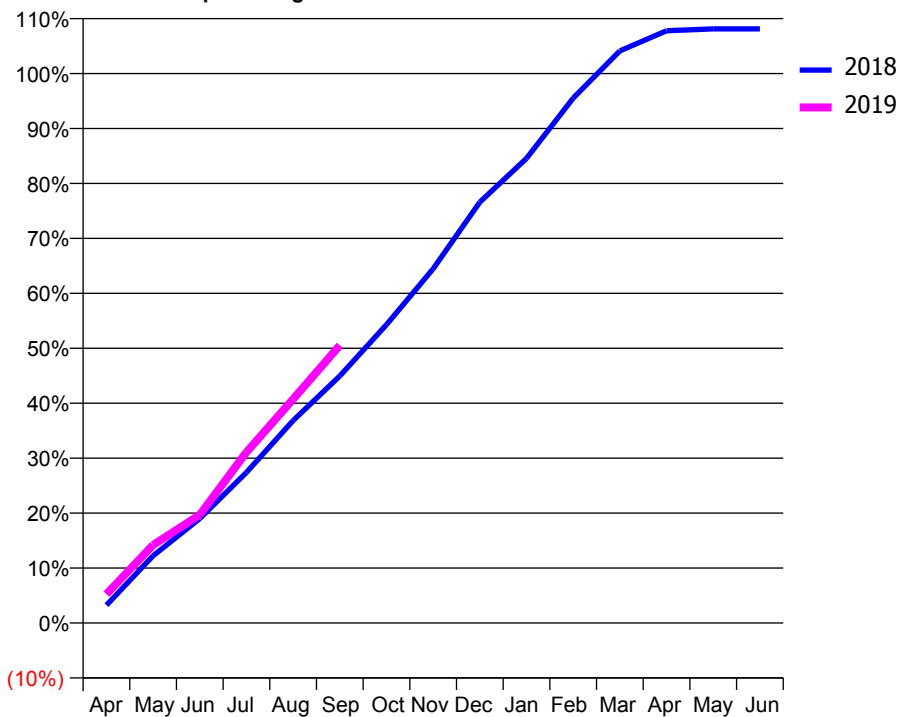
### ACCESS\*

Patients seen in 24 months	Total	Change since previous quarter
Quarter ending September 2017	6,733	
Quarter ending December 2017	7,320	↑
Quarter ending March 2018	7,307	→
Quarter ending June 2018	7,027	↓
Quarter ending September 2018	7,058	→
<b>Variance since September 2017</b>	<b>4.8%</b>	<b>↑</b>



### ACTIVITY

Cumulative percentage of contracted UDA delivered 2018 & 2019



Month	Adjusted Scheduled Activity (UDA)	
	2018	2019
April	442	715
May	1,665	1,931
June	2,585	2,679
July	3,726	4,229
August	5,013	5,543
September	6,115	6,872
October	7,386	
November	8,766	
December	10,418	
January	11,501	
February	12,992	
March	14,160	
April	14,661	
May	14,705	
June	14,705	

### QUALITY

	Quantity	Base Number	Contract	AT	Region	England
% of FP17s for the same patient ID Re-attending within 3 months - Children	79	1,447	5.5%	9.6%	11.1%	11.6%
% of FP17s for the same patient ID Re-attending within 3 months - Adults	280	2,828	9.9%	13.9%	15.3%	15.5%
% of FP17s for the same patient ID Re-attending between 3 & 9 months - Children	773	1,447	53.4%	61.8%	61.1%	58.8%
% of FP17s for the same patient ID Re-attending between 3 & 9 months - Adults	1,631	2,828	57.7%	53.1%	52.3%	51.1%
% of FP17s for Band 1 Urgent Courses	257	3,915	6.6%	9.9%	9.5%	9.0%
% of FP17s Relating to Free Repair or Replacements	16	3,915	0.4%	0.6%	0.7%	0.8%
% of FP17s Relating to Continuations	1	3,915	0.0%	0.9%	0.8%	0.9%
% of Patients satisfied with the dentistry they have received	6	6	N/A	92.6%	93.6%	93.3%
% of Patients satisfied with the time they had to wait for an appointment	6	6	N/A	89.8%	88.8%	88.9%

\* This is based on patients treated on this contract for their most recent course of treatment. Figures in italics indicate the base number of FP17s or Patient Questionnaire responses are less than 100. N/A is shown where the base number of responses is less than 10 during the period. % is calculated as Quantity/Base number\*100

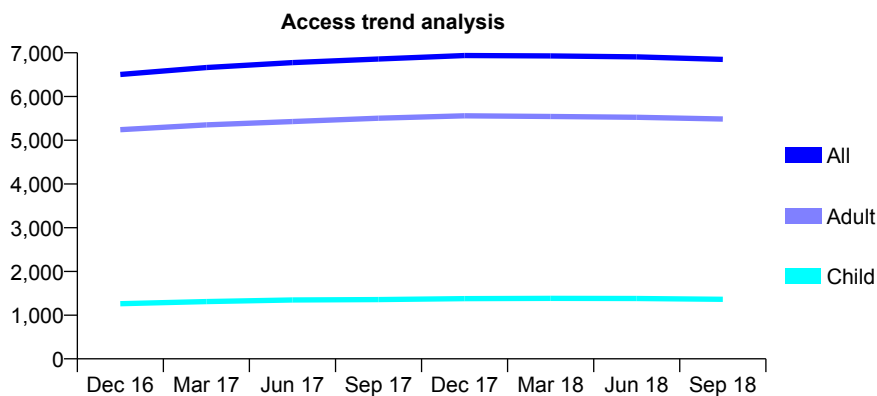
## Q70 - Vital Signs At a Glance Contract Report for 130931/0001 - September 2018

Name or company name	Palmerston Precinct Practice Limited
Contract type name	GDS Contract
Purpose of contract	General
Contract start date	01/04/2008
Contract end date	

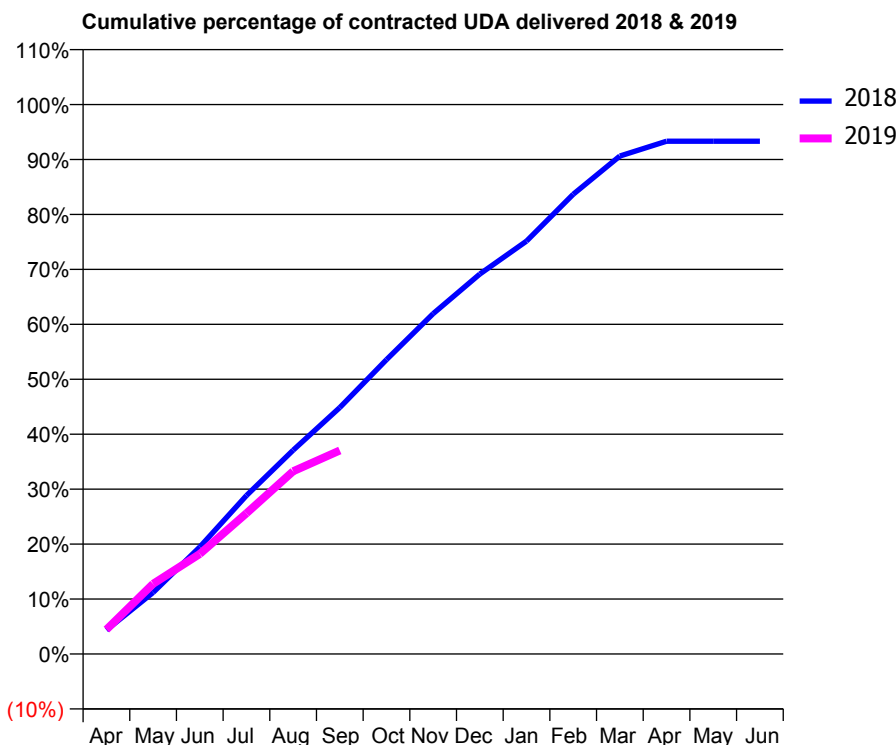
18/19 Contracted general activity (UDA)	20,100
Carry forward general activity (UDA)	0
18/19 Contracted orthodontic activity (UOA)	0
Carry forward orthodontic activity (UOA)	0
Baseline contract value	£481,642.22

### ACCESS\*

Patients seen in 24 months	Total	Change since previous quarter
Quarter ending September 2017	6,859	
Quarter ending December 2017	6,937	→
Quarter ending March 2018	6,928	→
Quarter ending June 2018	6,906	→
Quarter ending September 2018	6,849	→
<b>Variance since September 2017</b>	<b>(0.1%)</b>	→



### ACTIVITY



Month	Adjusted Scheduled Activity (UDA)	
	2018	2019
April	877	893
May	2,252	2,570
June	3,912	3,660
July	5,798	5,149
August	7,457	6,685
September	9,015	7,447
October	10,767	
November	12,448	
December	13,901	
January	15,103	
February	16,818	
March	18,214	
April	18,758	
May	18,757	
June	18,757	

### QUALITY

	Quantity	Base Number	Contract	AT	Region	England
% of FP17s for the same patient ID Re-attending within 3 months - Children	42	892	4.7%	9.6%	11.1%	11.6%
% of FP17s for the same patient ID Re-attending within 3 months - Adults	240	2,967	8.1%	13.9%	15.3%	15.5%
% of FP17s for the same patient ID Re-attending between 3 & 9 months - Children	520	892	58.3%	61.8%	61.1%	58.8%
% of FP17s for the same patient ID Re-attending between 3 & 9 months - Adults	1,484	2,967	50.0%	53.1%	52.3%	51.1%
% of FP17s for Band 1 Urgent Courses	171	3,633	4.7%	9.9%	9.5%	9.0%
% of FP17s Relating to Free Repair or Replacements	19	3,633	0.5%	0.6%	0.7%	0.8%
% of FP17s Relating to Continuations	55	3,633	1.5%	0.9%	0.8%	0.9%
% of Patients satisfied with the dentistry they have received	3	3	N/A	92.6%	93.6%	93.3%
% of Patients satisfied with the time they had to wait for an appointment	2	3	N/A	89.8%	88.8%	88.9%

\* This is based on patients treated on this contract for their most recent course of treatment. Figures in italics indicate the base number of FP17s or Patient Questionnaire responses are less than 100. N/A is shown where the base number of responses is less than 10 during the period. % is calculated as Quantity/Base number\*100



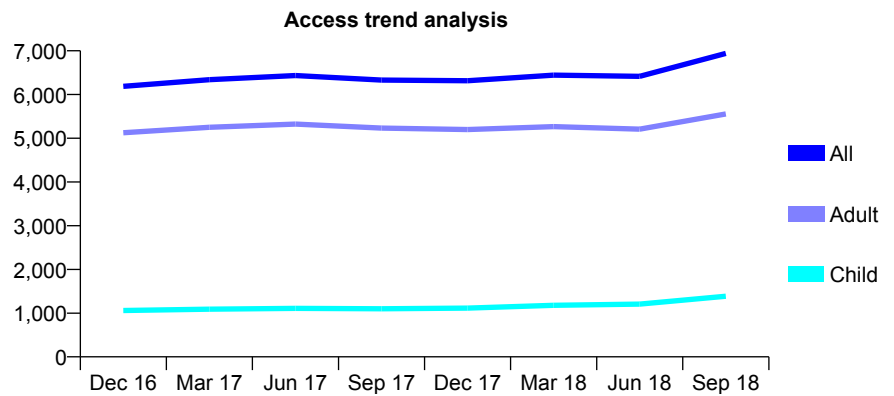
## Q70 - Vital Signs At a Glance Contract Report for 131024/0001 - September 2018

Name or company name	Dr NF Portelli & Dr RO Smallwood
Contract type name	GDS Contract
Purpose of contract	General
Contract start date	01/12/2012
Contract end date	

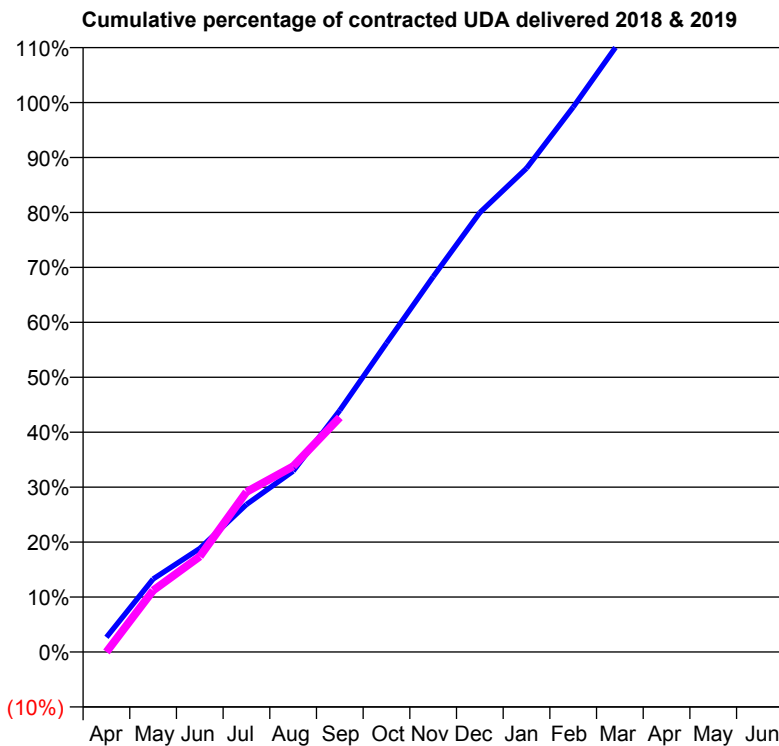
18/19 Contracted general activity (UDA)	21,997
Carry forward general activity (UDA)	0
18/19 Contracted orthodontic activity (UOA)	0
Carry forward orthodontic activity (UOA)	0
Baseline contract value	£518,020.08

### ACCESS\*

Patients seen in 24 months	Total	Change since previous quarter
Quarter ending September 2017	6,331	
Quarter ending December 2017	6,314	→
Quarter ending March 2018	6,444	↑
Quarter ending June 2018	6,416	→
Quarter ending September 2018	6,942	↑
<b>Variance since September 2017</b>	<b>9.7%</b>	<b>↑</b>



### ACTIVITY



Adjusted Scheduled Activity (UDA)		
Month	2018	2019
April	449	0
May	2,213	2,461
June	3,139	3,824
July	4,474	6,407
August	5,486	7,432
September	7,328	9,393
October	9,370	
November	11,383	
December	13,326	
January	14,671	
February	16,526	
March	18,517	
April	19,263	
May	19,339	
June	19,353	

### QUALITY

	Quantity	Base Number	Contract	AT	Region	England
% of FP17s for the same patient ID Re-attending within 3 months - Children	74	1,256	5.9%	9.6%	11.1%	11.6%
% of FP17s for the same patient ID Re-attending within 3 months - Adults	525	4,749	11.1%	13.9%	15.3%	15.5%
% of FP17s for the same patient ID Re-attending between 3 & 9 months - Children	775	1,256	61.7%	61.8%	61.1%	58.8%
% of FP17s for the same patient ID Re-attending between 3 & 9 months - Adults	3,235	4,749	68.1%	53.1%	52.3%	51.1%
% of FP17s for Band 1 Urgent Courses	307	5,548	5.5%	9.9%	9.5%	9.0%
% of FP17s Relating to Free Repair or Replacements	27	5,548	0.5%	0.6%	0.7%	0.8%
% of FP17s Relating to Continuations	36	5,548	0.6%	0.9%	0.8%	0.9%
% of Patients satisfied with the dentistry they have received	2	2	N/A	92.6%	93.6%	93.3%
% of Patients satisfied with the time they had to wait for an appointment	2	2	N/A	89.8%	88.8%	88.9%

\* This is based on patients treated on this contract for their most recent course of treatment. Figures in italics indicate the base number of FP17s or Patient Questionnaire responses are less than 100. N/A is shown where the base number of responses is less than 10 during the period. % is calculated as Quantity/Base number\*100

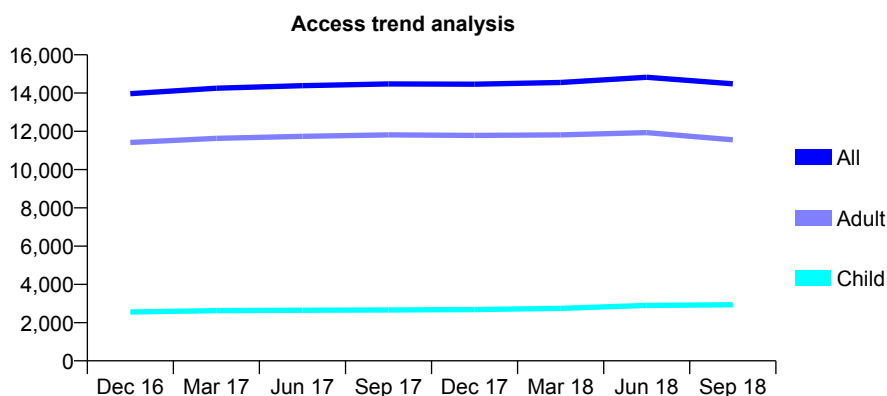
## Q70 - Vital Signs At a Glance Contract Report for 132063/0001 - September 2018

Name or company name	DR A Brogan
Contract type name	GDS Contract
Purpose of contract	General
Contract start date	01/04/2011
Contract end date	

18/19 Contracted general activity (UDA)	38,250
Carry forward general activity (UDA)	0
18/19 Contracted orthodontic activity (UOA)	0
Carry forward orthodontic activity (UOA)	0
Baseline contract value	£1,128,753.17

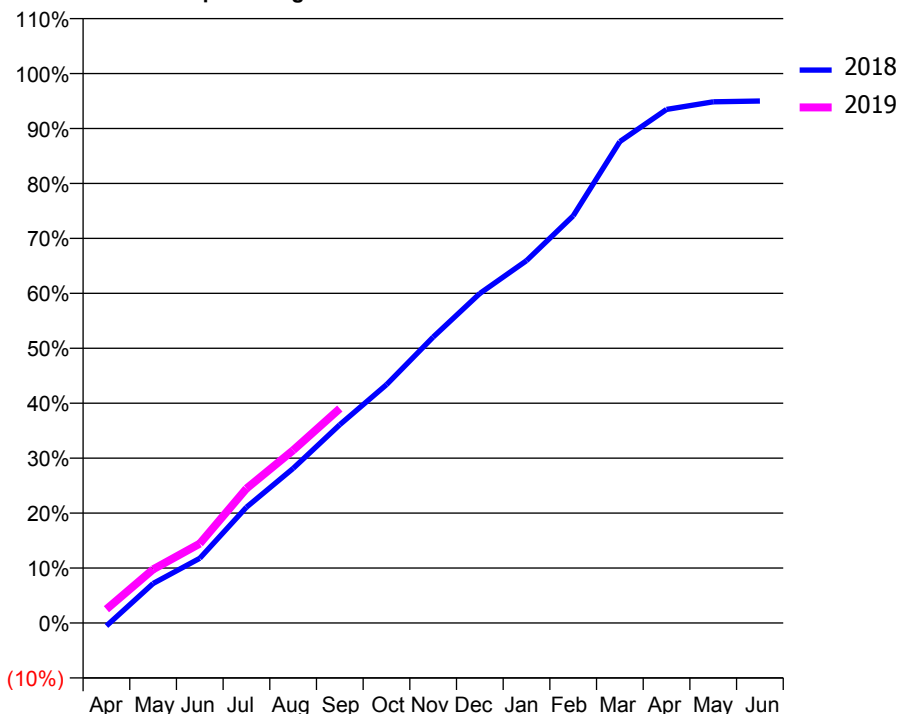
### ACCESS\*

Patients seen in 24 months	Total	Change since previous quarter
Quarter ending September 2017	14,477	
Quarter ending December 2017	14,466	→
Quarter ending March 2018	14,554	→
Quarter ending June 2018	14,827	→
Quarter ending September 2018	14,484	↓
<b>Variance since September 2017</b>	<b>0.0%</b>	<b>→</b>



### ACTIVITY

Cumulative percentage of contracted UDA delivered 2018 & 2019



Month	Adjusted Scheduled Activity (UDA)	
	2018	2019
April	-210	964
May	2,749	3,734
June	4,506	5,524
July	8,065	9,360
August	10,760	12,028
September	13,805	14,930
October	16,588	
November	19,908	
December	22,941	
January	25,228	
February	28,342	
March	33,510	
April	35,752	
May	36,280	
June	36,335	

### QUALITY

	Quantity	Base Number	Contract	AT	Region	England
% of FP17s for the same patient ID Re-attending within 3 months - Children	118	2,332	5.1%	9.6%	11.1%	11.6%
% of FP17s for the same patient ID Re-attending within 3 months - Adults	817	7,449	11.0%	13.9%	15.3%	15.5%
% of FP17s for the same patient ID Re-attending between 3 & 9 months - Children	1,355	2,332	58.1%	61.8%	61.1%	58.8%
% of FP17s for the same patient ID Re-attending between 3 & 9 months - Adults	4,240	7,449	56.9%	53.1%	52.3%	51.1%
% of FP17s for Band 1 Urgent Courses	715	8,660	8.3%	9.9%	9.5%	9.0%
% of FP17s Relating to Free Repair or Replacements	46	8,660	0.5%	0.6%	0.7%	0.8%
% of FP17s Relating to Continuations	32	8,660	0.4%	0.9%	0.8%	0.9%
% of Patients satisfied with the dentistry they have received	5	6	N/A	92.6%	93.6%	93.3%
% of Patients satisfied with the time they had to wait for an appointment	5	6	N/A	89.8%	88.8%	88.9%

\* This is based on patients treated on this contract for their most recent course of treatment. Figures in italics indicate the base number of FP17s or Patient Questionnaire responses are less than 100. N/A is shown where the base number of responses is less than 10 during the period. % is calculated as Quantity/Base number\*100

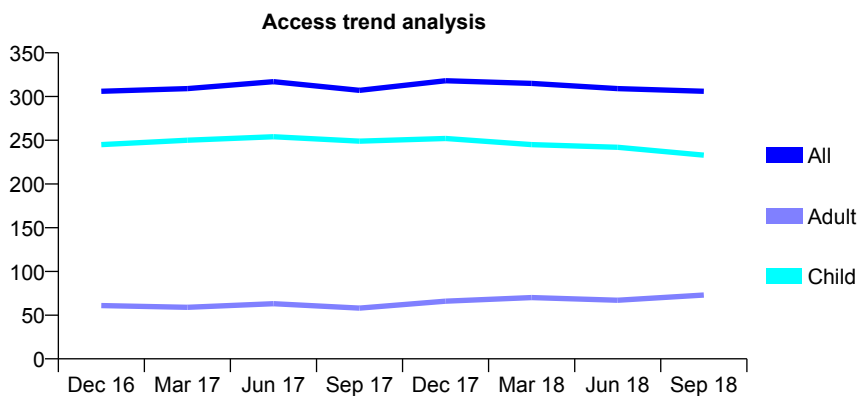
## Q70 - Vital Signs At a Glance Contract Report for 133183/0001 - September 2018

Name or company name	Heath Dental Suite
Contract type name	GDS Contract
Purpose of contract	General
Contract start date	01/09/2012
Contract end date	

18/19 Contracted general activity (UDA)	450
Carry forward general activity (UDA)	0
18/19 Contracted orthodontic activity (UOA)	0
Carry forward orthodontic activity (UOA)	0
Baseline contract value	£11,138.95

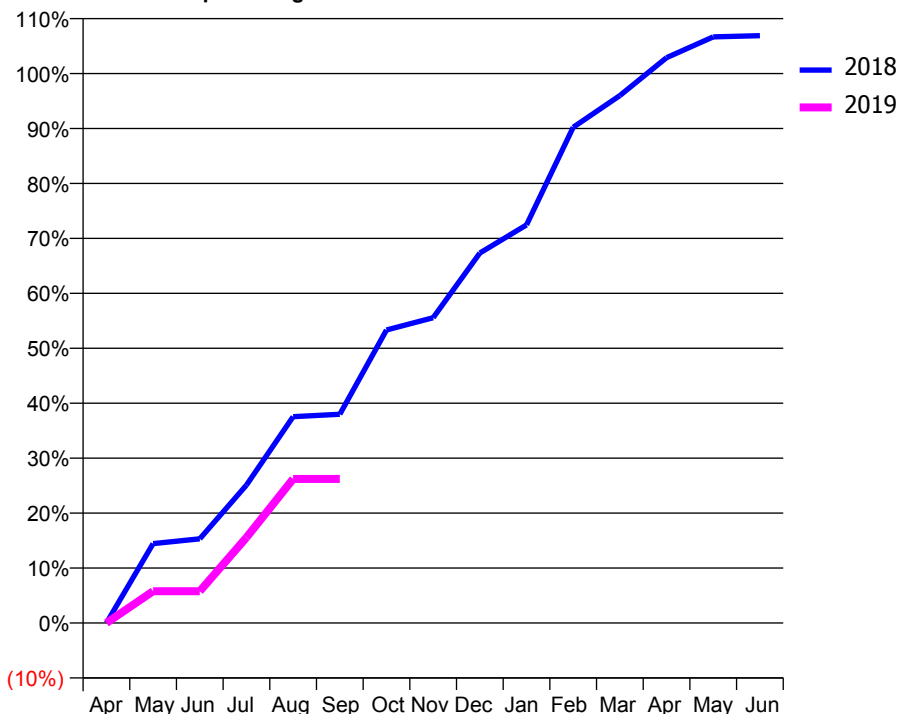
### ACCESS\*

Patients seen in 24 months	Total	Change since previous quarter
Quarter ending September 2017	307	
Quarter ending December 2017	318	↑
Quarter ending March 2018	315	→
Quarter ending June 2018	309	↓
Quarter ending September 2018	306	→
<b>Variance since September 2017</b>	<b>(0.3%)</b>	<b>→</b>



### ACTIVITY

Cumulative percentage of contracted UDA delivered 2018 & 2019



Adjusted Scheduled Activity (UDA)		
Month	2018	2019
April	0	0
May	65	26
June	69	26
July	113	70
August	169	118
September	171	118
October	240	
November	250	
December	303	
January	326	
February	406	
March	432	
April	463	
May	480	
June	481	

### QUALITY

	Quantity	Base Number	Contract	AT	Region	England
% of FP17s for the same patient ID Re-attending within 3 months - Children	4	135	3.0%	9.6%	11.1%	11.6%
% of FP17s for the same patient ID Re-attending within 3 months - Adults	0	14	0.0%	13.9%	15.3%	15.5%
% of FP17s for the same patient ID Re-attending between 3 & 9 months - Children	85	135	63.0%	61.8%	61.1%	58.8%
% of FP17s for the same patient ID Re-attending between 3 & 9 months - Adults	5	14	35.7%	53.1%	52.3%	51.1%
% of FP17s for Band 1 Urgent Courses	0	109	0.0%	9.9%	9.5%	9.0%
% of FP17s Relating to Free Repair or Replacements	0	109	0.0%	0.6%	0.7%	0.8%
% of FP17s Relating to Continuations	0	109	0.0%	0.9%	0.8%	0.9%
% of Patients satisfied with the dentistry they have received	0	0	N/A	92.6%	93.6%	93.3%
% of Patients satisfied with the time they had to wait for an appointment	0	0	N/A	89.8%	88.8%	88.9%

\* This is based on patients treated on this contract for their most recent course of treatment. Figures in italics indicate the base number of FP17s or Patient Questionnaire responses are less than 100. N/A is shown where the base number of responses is less than 10 during the period. % is calculated as Quantity/Base number\*100

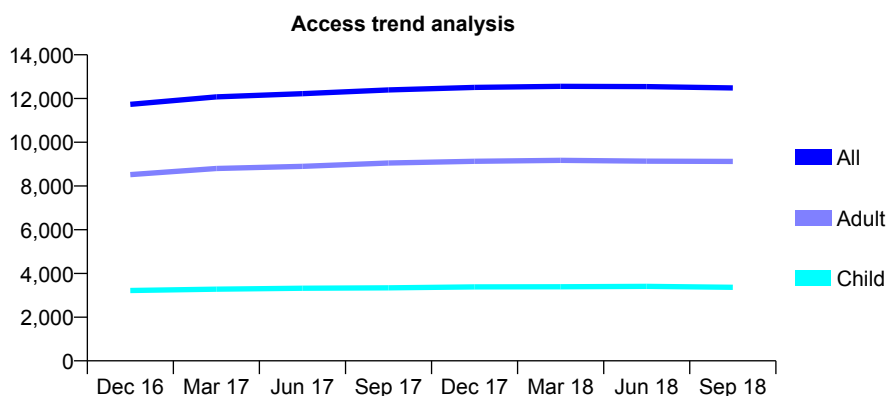
## Q70 - Vital Signs At a Glance Contract Report for 133302/0001 - September 2018

Name or company name	Fleet Dental Centre limited
Contract type name	GDS Contract
Purpose of contract	General
Contract start date	01/04/2013
Contract end date	

18/19 Contracted general activity (UDA)	25,346
Carry forward general activity (UDA)	0
18/19 Contracted orthodontic activity (UOA)	0
Carry forward orthodontic activity (UOA)	0
Baseline contract value	£615,854.82

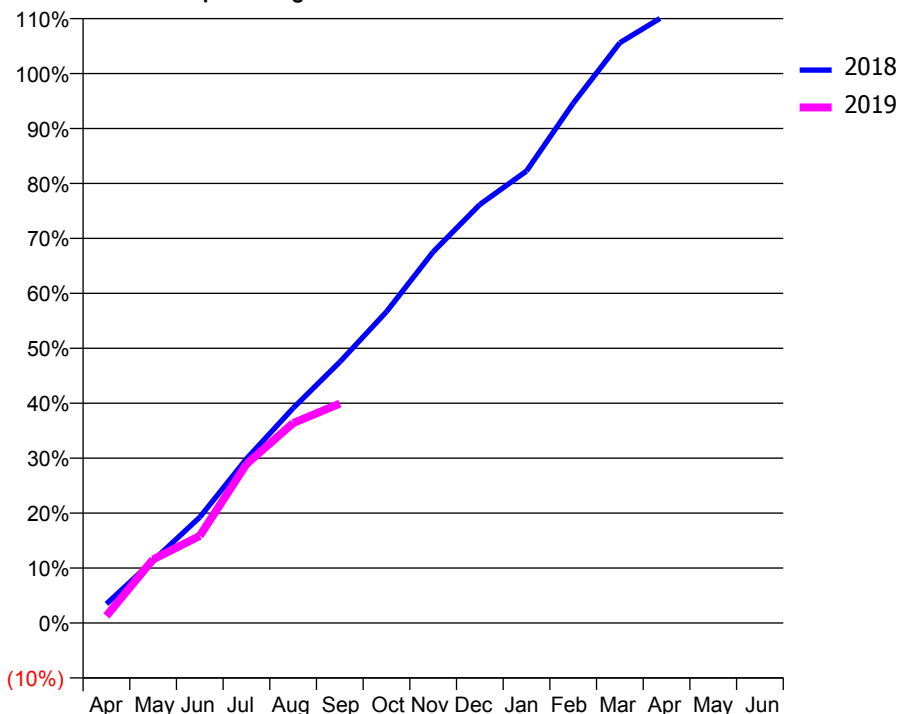
### ACCESS\*

Patients seen in 24 months	Total	Change since previous quarter
Quarter ending September 2017	12,392	
Quarter ending December 2017	12,511	→
Quarter ending March 2018	12,557	→
Quarter ending June 2018	12,545	→
Quarter ending September 2018	12,483	→
<b>Variance since September 2017</b>	<b>0.7%</b>	<b>→</b>



### ACTIVITY

Cumulative percentage of contracted UDA delivered 2018 & 2019



Adjusted Scheduled Activity (UDA)		
Month	2018	2019
April	881	327
May	2,876	2,939
June	4,883	4,020
July	7,576	7,329
August	9,914	9,221
September	12,041	10,124
October	14,357	
November	17,118	
December	19,302	
January	20,846	
February	23,975	
March	26,765	
April	28,069	
May	28,086	
June	28,085	

### QUALITY

	Quantity	Base Number	Contract	AT	Region	England
% of FP17s for the same patient ID Re-attending within 3 months - Children	139	2,320	6.0%	9.6%	11.1%	11.6%
% of FP17s for the same patient ID Re-attending within 3 months - Adults	738	5,522	13.4%	13.9%	15.3%	15.5%
% of FP17s for the same patient ID Re-attending between 3 & 9 months - Children	1,600	2,320	69.0%	61.8%	61.1%	58.8%
% of FP17s for the same patient ID Re-attending between 3 & 9 months - Adults	3,345	5,522	60.6%	53.1%	52.3%	51.1%
% of FP17s for Band 1 Urgent Courses	435	6,756	6.4%	9.9%	9.5%	9.0%
% of FP17s Relating to Free Repair or Replacements	34	6,756	0.5%	0.6%	0.7%	0.8%
% of FP17s Relating to Continuations	57	6,756	0.8%	0.9%	0.8%	0.9%
% of Patients satisfied with the dentistry they have received	7	8	N/A	92.6%	93.6%	93.3%
% of Patients satisfied with the time they had to wait for an appointment	7	8	N/A	89.8%	88.8%	88.9%

\* This is based on patients treated on this contract for their most recent course of treatment. Figures in italics indicate the base number of FP17s or Patient Questionnaire responses are less than 100. N/A is shown where the base number of responses is less than 10 during the period. % is calculated as Quantity/Base number\*100

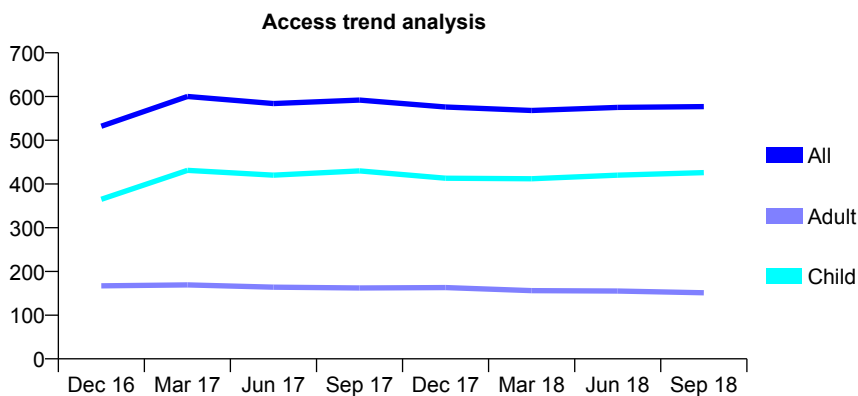
## Q70 - Vital Signs At a Glance Contract Report for 134074/0001 - September 2018

Name or company name	Dr Pawel Kiersz and Dr Ewelina Kiersz
Contract type name	GDS Contract
Purpose of contract	General
Contract start date	30/04/2010
Contract end date	

18/19 Contracted general activity (UDA)	1,389
Carry forward general activity (UDA)	0
18/19 Contracted orthodontic activity (UOA)	0
Carry forward orthodontic activity (UOA)	0
Baseline contract value	£29,190.14

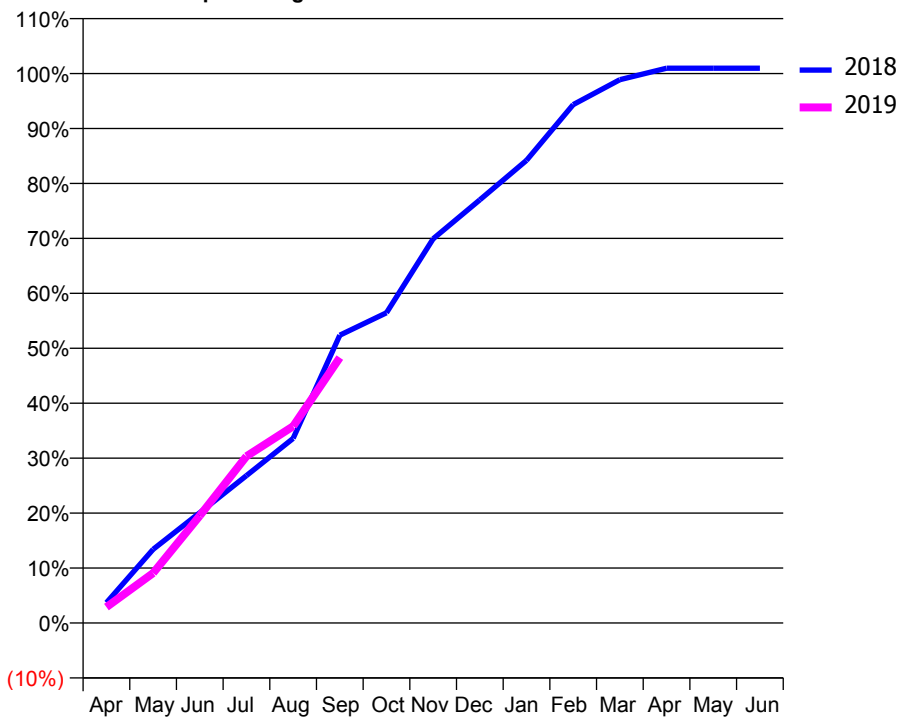
### ACCESS\*

Patients seen in 24 months	Total	Change since previous quarter
Quarter ending September 2017	592	
Quarter ending December 2017	576	↓
Quarter ending March 2018	568	↓
Quarter ending June 2018	575	→
Quarter ending September 2018	577	→
<b>Variance since September 2017</b>	<b>(2.5%)</b>	<b>↓</b>



### ACTIVITY

Cumulative percentage of contracted UDA delivered 2018 & 2019



Adjusted Scheduled Activity (UDA)

Month	2018	2019
April	51	40
May	186	126
June	279	271
July	373	422
August	467	497
September	727	671
October	784	
November	971	
December	1,070	
January	1,170	
February	1,310	
March	1,373	
April	1,402	
May	1,402	
June	1,402	

### QUALITY

	Quantity	Base Number	Contract	AT	Region	England
% of FP17s for the same patient ID Re-attending within 3 months - Children	29	347	8.4%	9.6%	11.1%	11.6%
% of FP17s for the same patient ID Re-attending within 3 months - Adults	14	97	14.4%	13.9%	15.3%	15.5%
% of FP17s for the same patient ID Re-attending between 3 & 9 months - Children	222	347	64.0%	61.8%	61.1%	58.8%
% of FP17s for the same patient ID Re-attending between 3 & 9 months - Adults	49	97	50.5%	53.1%	52.3%	51.1%
% of FP17s for Band 1 Urgent Courses	15	421	3.6%	9.9%	9.5%	9.0%
% of FP17s Relating to Free Repair or Replacements	0	421	0.0%	0.6%	0.7%	0.8%
% of FP17s Relating to Continuations	3	421	0.7%	0.9%	0.8%	0.9%
% of Patients satisfied with the dentistry they have received	0	0	N/A	92.6%	93.6%	93.3%
% of Patients satisfied with the time they had to wait for an appointment	0	0	N/A	89.8%	88.8%	88.9%

\* This is based on patients treated on this contract for their most recent course of treatment. Figures in italics indicate the base number of FP17s or Patient Questionnaire responses are less than 100. N/A is shown where the base number of responses is less than 10 during the period. % is calculated as Quantity/Base number\*100

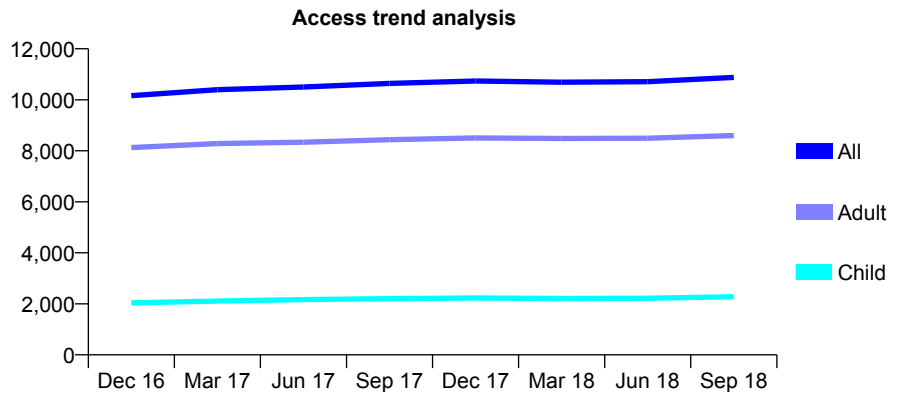
## Q70 - Vital Signs At a Glance Contract Report for 136042/0001 - September 2018

Name or company name	Mr M Shahi
Contract type name	PDS Contract
Purpose of contract	General
Contract start date	01/04/2006
Contract end date	31/03/2026

18/19 Contracted general activity (UDA)	28,500
Carry forward general activity (UDA)	0
18/19 Contracted orthodontic activity (UOA)	0
Carry forward orthodontic activity (UOA)	0
Baseline contract value	£905,907.69

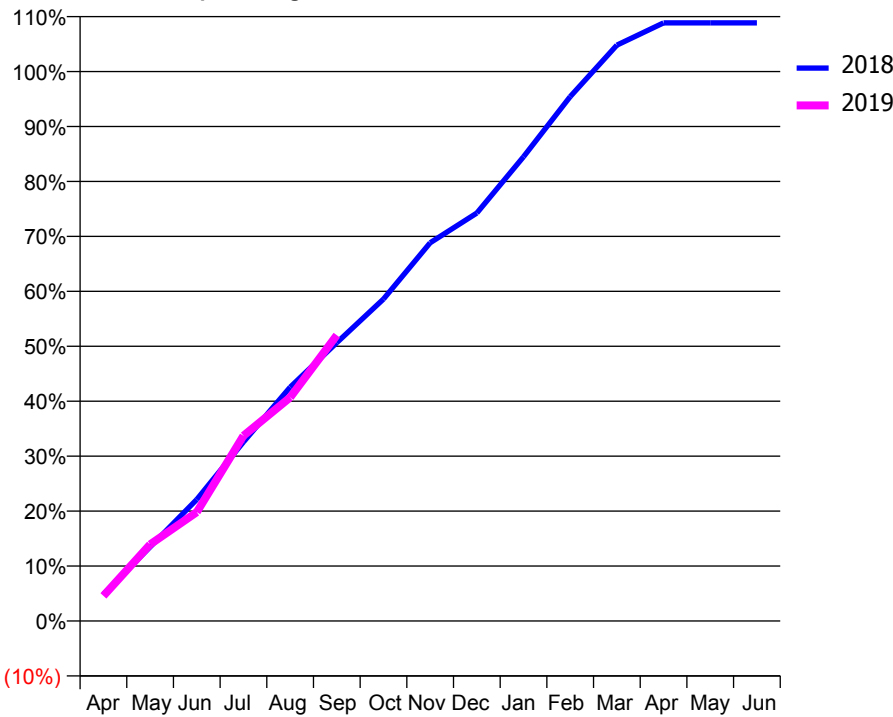
### ACCESS\*

Patients seen in 24 months	Total	Change since previous quarter
Quarter ending September 2017	10,641	
Quarter ending December 2017	10,735	→
Quarter ending March 2018	10,692	→
Quarter ending June 2018	10,713	→
Quarter ending September 2018	10,877	→
<b>Variance since September 2017</b>	<b>2.2%</b>	<b>↑</b>



### ACTIVITY

Cumulative percentage of contracted UDA delivered 2018 & 2019



Adjusted Scheduled Activity (UDA)		
Month	2018	2019
April	1,391	1,300
May	3,841	3,973
June	6,302	5,650
July	9,285	9,612
August	12,126	11,593
September	14,440	14,823
October	16,696	
November	19,620	
December	21,157	
January	24,076	
February	27,195	
March	29,866	
April	31,021	
May	31,021	
June	31,021	

### QUALITY

	Quantity	Base Number	Contract	AT	Region	England
% of FP17s for the same patient ID Re-attending within 3 months - Children	57	1,657	3.4%	9.6%	11.1%	11.6%
% of FP17s for the same patient ID Re-attending within 3 months - Adults	256	5,142	5.0%	13.9%	15.3%	15.5%
% of FP17s for the same patient ID Re-attending between 3 & 9 months - Children	883	1,657	53.3%	61.8%	61.1%	58.8%
% of FP17s for the same patient ID Re-attending between 3 & 9 months - Adults	1,436	5,142	27.9%	53.1%	52.3%	51.1%
% of FP17s for Band 1 Urgent Courses	29	6,280	0.5%	9.9%	9.5%	9.0%
% of FP17s Relating to Free Repair or Replacements	3	6,280	0.0%	0.6%	0.7%	0.8%
% of FP17s Relating to Continuations	43	6,280	0.7%	0.9%	0.8%	0.9%
% of Patients satisfied with the dentistry they have received	9	9	N/A	92.6%	93.6%	93.3%
% of Patients satisfied with the time they had to wait for an appointment	8	9	N/A	89.8%	88.8%	88.9%

\* This is based on patients treated on this contract for their most recent course of treatment. Figures in italics indicate the base number of FP17s or Patient Questionnaire responses are less than 100. N/A is shown where the base number of responses is less than 10 during the period. % is calculated as Quantity/Base number\*100

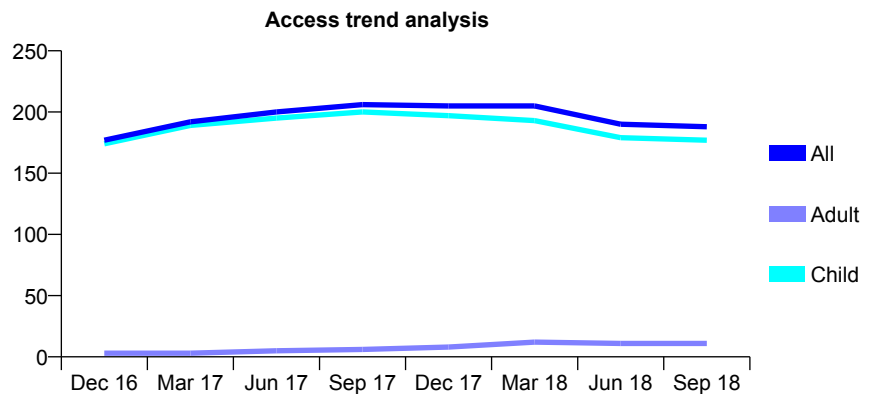
## Q70 - Vital Signs At a Glance Contract Report for 136514/0001 - September 2018

Name or company name	Parkstone Dental Practice
Contract type name	GDS Contract
Purpose of contract	General
Contract start date	01/04/2016
Contract end date	

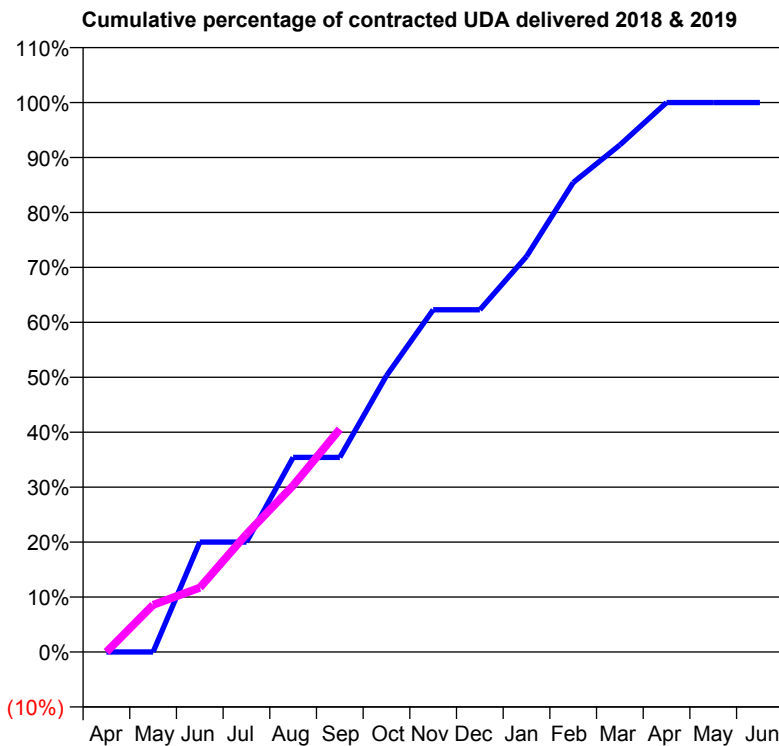
18/19 Contracted general activity (UDA)	350
Carry forward general activity (UDA)	0
18/19 Contracted orthodontic activity (UOA)	0
Carry forward orthodontic activity (UOA)	0
Baseline contract value	£9,319.39

### ACCESS\*

Patients seen in 24 months	Total	Change since previous quarter
Quarter ending September 2017	206	
Quarter ending December 2017	205	→
Quarter ending March 2018	205	→
Quarter ending June 2018	190	↓
Quarter ending September 2018	188	↓
<b>Variance since September 2017</b>	<b>(8.7%)</b>	<b>↓</b>



### ACTIVITY



Month	Adjusted Scheduled Activity (UDA)	
	2018	2019
April	0	0
May	0	30
June	70	41
July	70	75
August	124	106
September	124	142
October	176	
November	218	
December	218	
January	252	
February	299	
March	323	
April	350	
May	350	
June	350	

### QUALITY

	Quantity	Base Number	Contract	AT	Region	England
% of FP17s for the same patient ID Re-attending within 3 months - Children	10	153	6.5%	9.6%	11.1%	11.6%
% of FP17s for the same patient ID Re-attending within 3 months - Adults	0	0	N/A	13.9%	15.3%	15.5%
% of FP17s for the same patient ID Re-attending between 3 & 9 months - Children	121	153	79.1%	61.8%	61.1%	58.8%
% of FP17s for the same patient ID Re-attending between 3 & 9 months - Adults	0	0	N/A	53.1%	52.3%	51.1%
% of FP17s for Band 1 Urgent Courses	0	128	0.0%	9.9%	9.5%	9.0%
% of FP17s Relating to Free Repair or Replacements	0	128	0.0%	0.6%	0.7%	0.8%
% of FP17s Relating to Continuations	0	128	0.0%	0.9%	0.8%	0.9%
% of Patients satisfied with the dentistry they have received	0	0	N/A	92.6%	93.6%	93.3%
% of Patients satisfied with the time they had to wait for an appointment	0	0	N/A	89.8%	88.8%	88.9%

\* This is based on patients treated on this contract for their most recent course of treatment. Figures in italics indicate the base number of FP17s or Patient Questionnaire responses are less than 100. N/A is shown where the base number of responses is less than 10 during the period. % is calculated as Quantity/Base number\*100



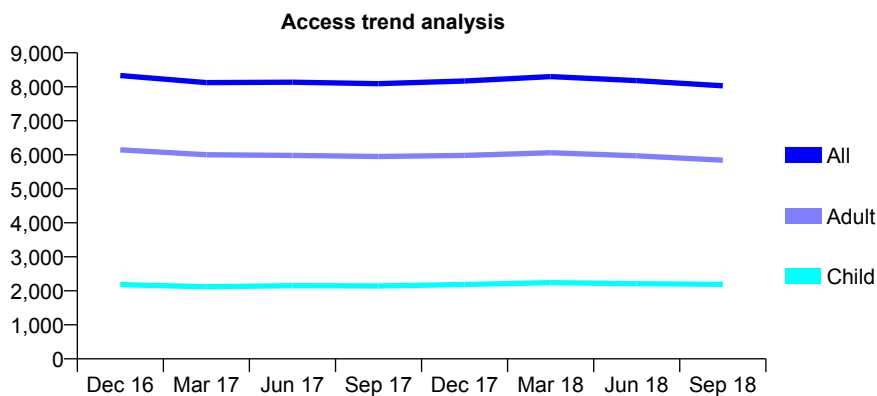
## Q70 - Vital Signs At a Glance Contract Report for 137588/0001 - September 2018

Name or company name	Damira Dental Studios Ltd
Contract type name	GDS Contract
Purpose of contract	General
Contract start date	01/08/2011
Contract end date	

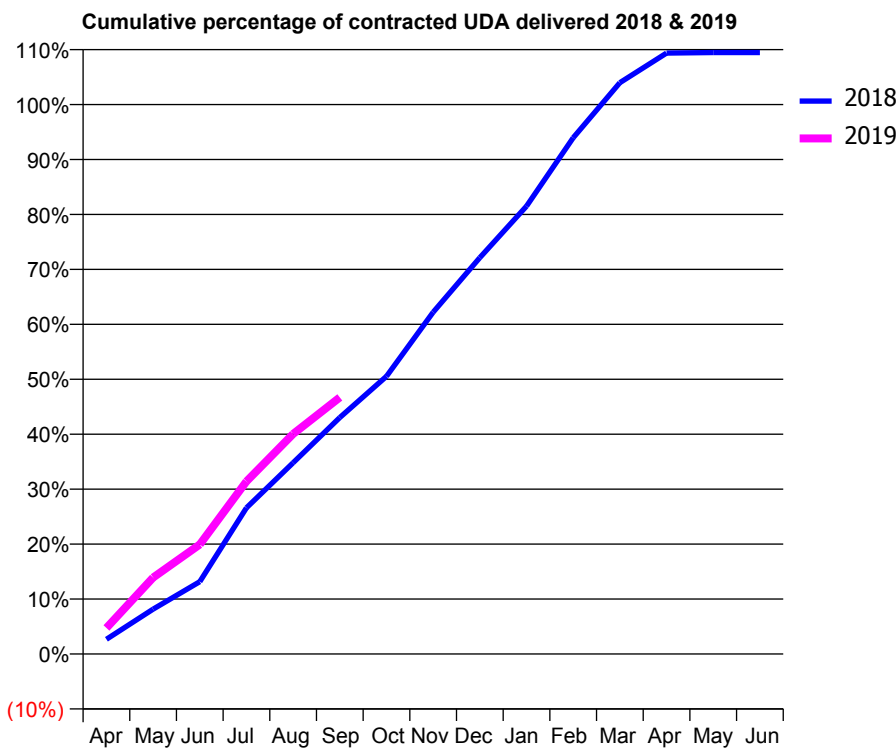
18/19 Contracted general activity (UDA)	20,000
Carry forward general activity (UDA)	0
18/19 Contracted orthodontic activity (UOA)	0
Carry forward orthodontic activity (UOA)	0
Baseline contract value	£524,149.54

### ACCESS\*

Patients seen in 24 months	Total	Change since previous quarter
Quarter ending September 2017	8,094	
Quarter ending December 2017	8,170	→
Quarter ending March 2018	8,300	→
Quarter ending June 2018	8,182	↓
Quarter ending September 2018	8,030	↓
<b>Variance since September 2017</b>	<b>(0.8%)</b>	<b>→</b>



### ACTIVITY



Month	Adjusted Scheduled Activity (UDA)	
	2018	2019
April	536	948
May	1,633	2,782
June	2,634	3,988
July	5,320	6,281
August	6,961	8,008
September	8,608	9,339
October	10,108	
November	12,444	
December	14,426	
January	16,302	
February	18,788	
March	20,796	
April	21,871	
May	21,893	
June	21,891	

### QUALITY

	Quantity	Base Number	Contract	AT	Region	England
% of FP17s for the same patient ID Re-attending within 3 months - Children	56	1,550	3.6%	9.6%	11.1%	11.6%
% of FP17s for the same patient ID Re-attending within 3 months - Adults	316	3,880	8.1%	13.9%	15.3%	15.5%
% of FP17s for the same patient ID Re-attending between 3 & 9 months - Children	1,069	1,550	69.0%	61.8%	61.1%	58.8%
% of FP17s for the same patient ID Re-attending between 3 & 9 months - Adults	2,624	3,880	67.6%	53.1%	52.3%	51.1%
% of FP17s for Band 1 Urgent Courses	163	5,003	3.3%	9.9%	9.5%	9.0%
% of FP17s Relating to Free Repair or Replacements	36	5,003	0.7%	0.6%	0.7%	0.8%
% of FP17s Relating to Continuations	19	5,003	0.4%	0.9%	0.8%	0.9%
% of Patients satisfied with the dentistry they have received	5	5	N/A	92.6%	93.6%	93.3%
% of Patients satisfied with the time they had to wait for an appointment	5	5	N/A	89.8%	88.8%	88.9%

\* This is based on patients treated on this contract for their most recent course of treatment. Figures in italics indicate the base number of FP17s or Patient Questionnaire responses are less than 100. N/A is shown where the base number of responses is less than 10 during the period. % is calculated as Quantity/Base number\*100

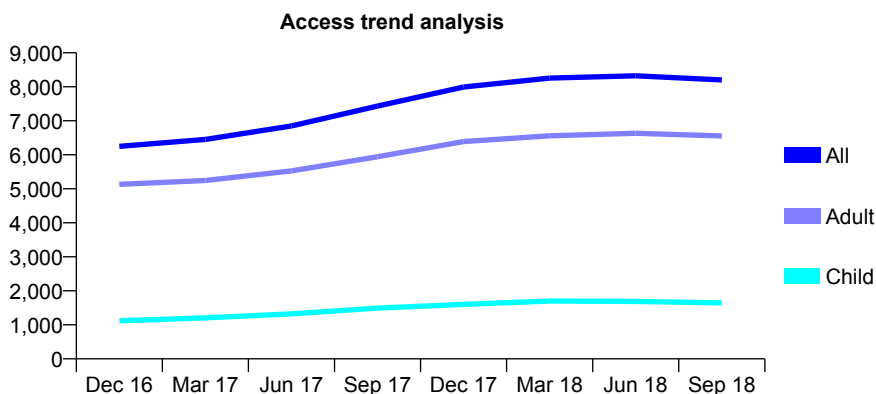
## Q70 - Vital Signs At a Glance Contract Report for 137588/0002 - September 2018

Name or company name	Damira Dental Studios Ltd
Contract type name	GDS Contract
Purpose of contract	General
Contract start date	20/03/2013
Contract end date	

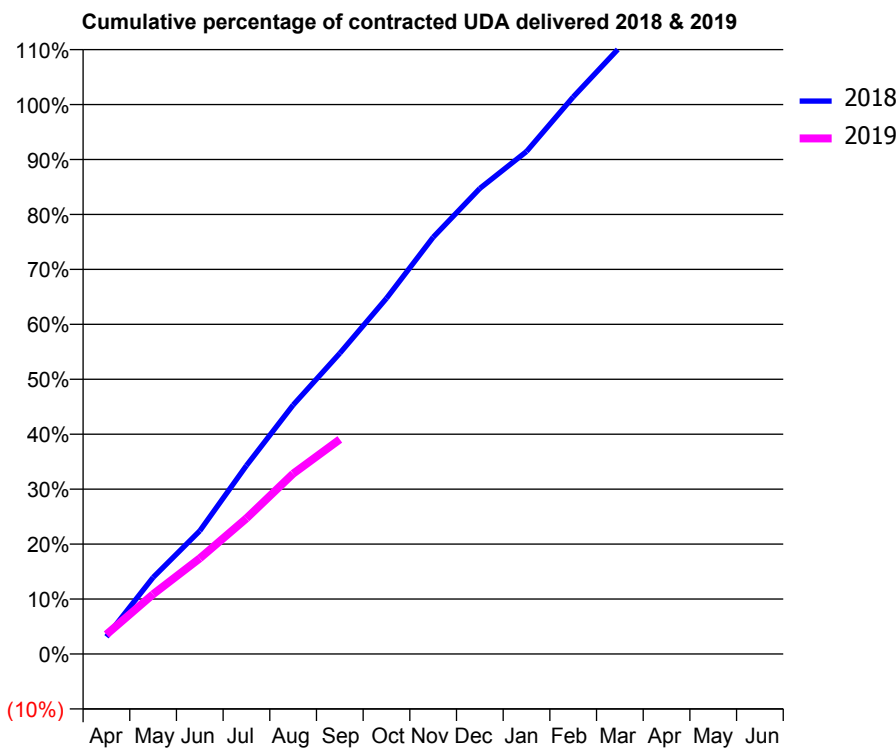
18/19 Contracted general activity (UDA)	23,402
Carry forward general activity (UDA)	0
18/19 Contracted orthodontic activity (UOA)	0
Carry forward orthodontic activity (UOA)	0
Baseline contract value	£677,895.95

### ACCESS\*

Patients seen in 24 months	Total	Change since previous quarter
Quarter ending September 2017	7,434	
Quarter ending December 2017	7,995	↑
Quarter ending March 2018	8,258	↑
Quarter ending June 2018	8,322	→
Quarter ending September 2018	8,201	↓
<b>Variance since September 2017</b>	<b>10.3%</b>	<b>↑</b>



### ACTIVITY



Adjusted Scheduled Activity (UDA)		
Month	2018	2019
April	738	834
May	3,261	2,550
June	5,243	4,075
July	8,029	5,781
August	10,605	7,682
September	12,806	9,141
October	15,149	
November	17,749	
December	19,826	
January	21,398	
February	23,725	
March	25,842	
April	26,545	
May	26,540	
June	26,544	

### QUALITY

	Quantity	Base Number	Contract	AT	Region	England
% of FP17s for the same patient ID Re-attending within 3 months - Children	72	836	8.6%	9.6%	11.1%	11.6%
% of FP17s for the same patient ID Re-attending within 3 months - Adults	632	3,712	17.0%	13.9%	15.3%	15.5%
% of FP17s for the same patient ID Re-attending between 3 & 9 months - Children	381	836	45.6%	61.8%	61.1%	58.8%
% of FP17s for the same patient ID Re-attending between 3 & 9 months - Adults	1,314	3,712	35.4%	53.1%	52.3%	51.1%
% of FP17s for Band 1 Urgent Courses	1,806	4,153	43.5%	9.9%	9.5%	9.0%
% of FP17s Relating to Free Repair or Replacements	21	4,153	0.5%	0.6%	0.7%	0.8%
% of FP17s Relating to Continuations	0	4,153	0.0%	0.9%	0.8%	0.9%
% of Patients satisfied with the dentistry they have received	15	15	100.0%	92.6%	93.6%	93.3%
% of Patients satisfied with the time they had to wait for an appointment	14	15	93.3%	89.8%	88.8%	88.9%

\* This is based on patients treated on this contract for their most recent course of treatment. Figures in italics indicate the base number of FP17s or Patient Questionnaire responses are less than 100. N/A is shown where the base number of responses is less than 10 during the period. % is calculated as Quantity/Base number\*100

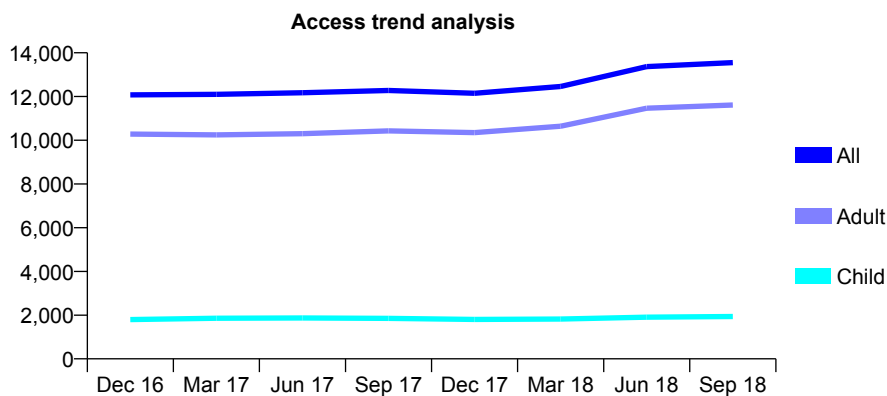
## Q70 - Vital Signs At a Glance Contract Report for 137588/0003 - September 2018

Name or company name	Damira Dental Studios Ltd
Contract type name	GDS Contract
Purpose of contract	General
Contract start date	01/04/2013
Contract end date	

18/19 Contracted general activity (UDA)	30,000
Carry forward general activity (UDA)	911
18/19 Contracted orthodontic activity (UOA)	0
Carry forward orthodontic activity (UOA)	0
Baseline contract value	£805,356.65

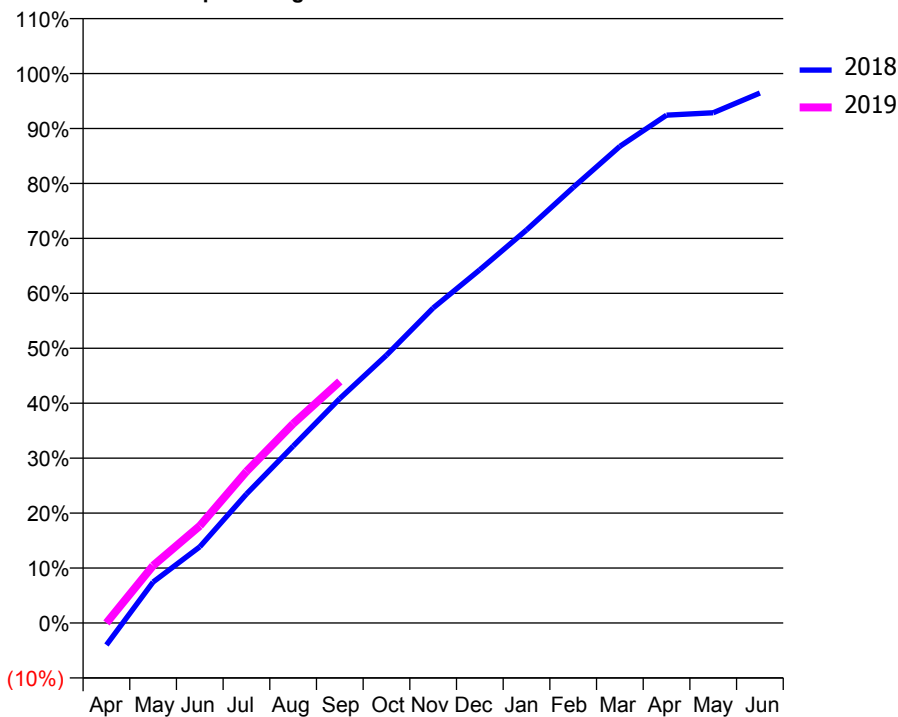
### ACCESS\*

Patients seen in 24 months	Total	Change since previous quarter
Quarter ending September 2017	12,277	
Quarter ending December 2017	12,150	↓
Quarter ending March 2018	12,462	↑
Quarter ending June 2018	13,371	↑
Quarter ending September 2018	13,552	→
<b>Variance since September 2017</b>	<b>10.4%</b>	<b>↑</b>



### ACTIVITY

Cumulative percentage of contracted UDA delivered 2018 & 2019



Month	Adjusted Scheduled Activity (UDA)	
	2018	2019
April	-1,202	2
May	2,239	3,135
June	4,161	5,306
July	7,041	8,273
August	9,660	10,880
September	12,259	13,185
October	14,623	
November	17,199	
December	19,288	
January	21,461	
February	23,778	
March	26,025	
April	27,723	
May	27,861	
June	28,931	

### QUALITY

	Quantity	Base Number	Contract	AT	Region	England
% of FP17s for the same patient ID Re-attending within 3 months - Children	170	1,500	11.3%	9.6%	11.1%	11.6%
% of FP17s for the same patient ID Re-attending within 3 months - Adults	1,363	8,096	16.8%	13.9%	15.3%	15.5%
% of FP17s for the same patient ID Re-attending between 3 & 9 months - Children	436	1,500	29.1%	61.8%	61.1%	58.8%
% of FP17s for the same patient ID Re-attending between 3 & 9 months - Adults	1,253	8,096	15.5%	53.1%	52.3%	51.1%
% of FP17s for Band 1 Urgent Courses	5,370	8,002	67.1%	9.9%	9.5%	9.0%
% of FP17s Relating to Free Repair or Replacements	23	8,002	0.3%	0.6%	0.7%	0.8%
% of FP17s Relating to Continuations	23	8,002	0.3%	0.9%	0.8%	0.9%
% of Patients satisfied with the dentistry they have received	2	3	N/A	92.6%	93.6%	93.3%
% of Patients satisfied with the time they had to wait for an appointment	2	3	N/A	89.8%	88.8%	88.9%

\* This is based on patients treated on this contract for their most recent course of treatment. Figures in italics indicate the base number of FP17s or Patient Questionnaire responses are less than 100. N/A is shown where the base number of responses is less than 10 during the period. % is calculated as Quantity/Base number\*100

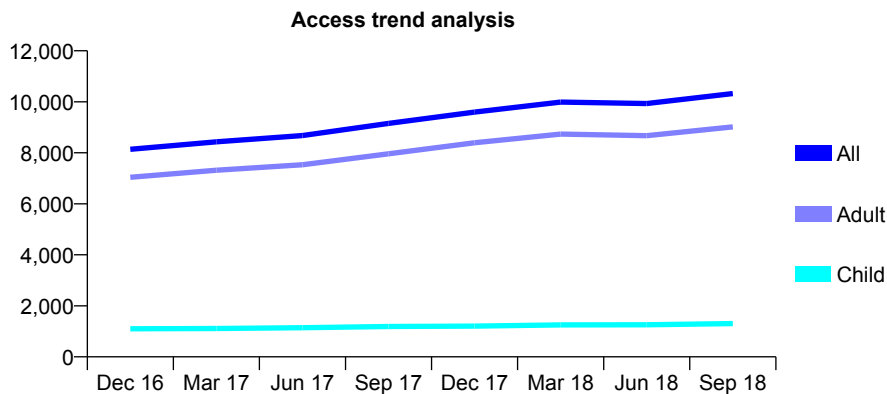
## Q70 - Vital Signs At a Glance Contract Report for 137588/0004 - September 2018

Name or company name	Damira Dental Studios Ltd
Contract type name	GDS Contract
Purpose of contract	General
Contract start date	01/04/2013
Contract end date	

18/19 Contracted general activity (UDA)	20,000
Carry forward general activity (UDA)	0
18/19 Contracted orthodontic activity (UOA)	0
Carry forward orthodontic activity (UOA)	0
Baseline contract value	£562,281.55

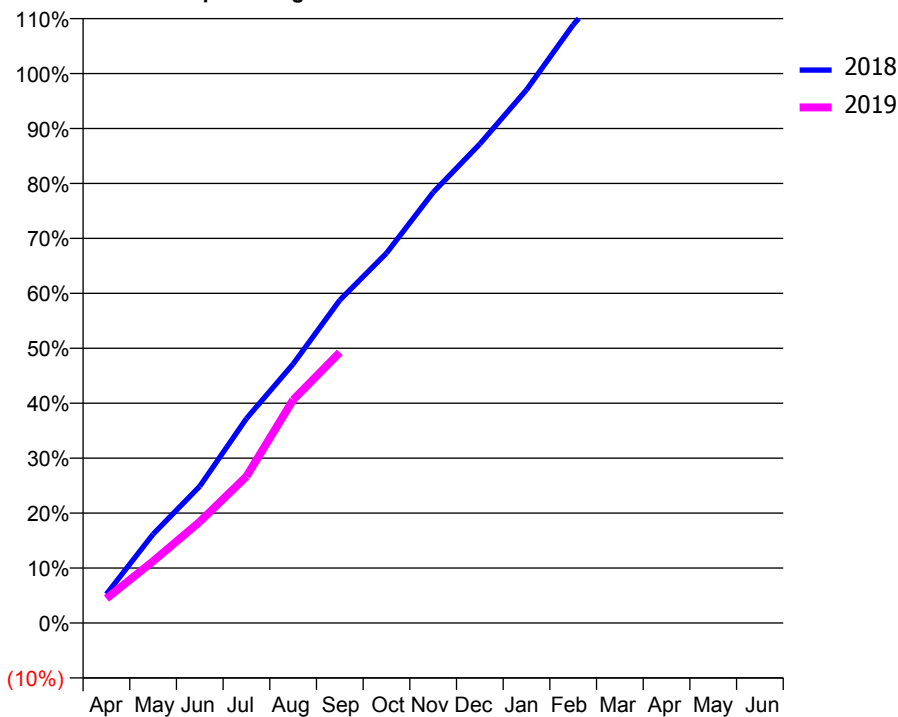
### ACCESS\*

Patients seen in 24 months	Total	Change since previous quarter
Quarter ending September 2017	9,152	
Quarter ending December 2017	9,596	↑
Quarter ending March 2018	9,989	↑
Quarter ending June 2018	9,934	→
Quarter ending September 2018	10,323	↑
<b>Variance since September 2017</b>	<b>12.8%</b>	<b>↑</b>



### ACTIVITY

Cumulative percentage of contracted UDA delivered 2018 & 2019



Month	2018	2019
April	1,053	892
May	3,233	2,252
June	4,978	3,688
July	7,442	5,336
August	9,429	8,122
September	11,751	9,849
October	13,461	
November	15,673	
December	17,434	
January	19,405	
February	21,776	
March	23,673	
April	24,992	
May	25,012	
June	25,016	

### QUALITY

	Quantity	Base Number	Contract	AT	Region	England
% of FP17s for the same patient ID Re-attending within 3 months - Children	58	931	6.2%	9.6%	11.1%	11.6%
% of FP17s for the same patient ID Re-attending within 3 months - Adults	826	5,693	14.5%	13.9%	15.3%	15.5%
% of FP17s for the same patient ID Re-attending between 3 & 9 months - Children	417	931	44.8%	61.8%	61.1%	58.8%
% of FP17s for the same patient ID Re-attending between 3 & 9 months - Adults	1,792	5,693	31.5%	53.1%	52.3%	51.1%
% of FP17s for Band 1 Urgent Courses	3,087	5,866	52.6%	9.9%	9.5%	9.0%
% of FP17s Relating to Free Repair or Replacements	65	5,866	1.1%	0.6%	0.7%	0.8%
% of FP17s Relating to Continuations	20	5,866	0.3%	0.9%	0.8%	0.9%
% of Patients satisfied with the dentistry they have received	11	11	100.0%	92.6%	93.6%	93.3%
% of Patients satisfied with the time they had to wait for an appointment	10	11	90.9%	89.8%	88.8%	88.9%

\* This is based on patients treated on this contract for their most recent course of treatment. Figures in italics indicate the base number of FP17s or Patient Questionnaire responses are less than 100. N/A is shown where the base number of responses is less than 10 during the period. % is calculated as Quantity/Base number\*100

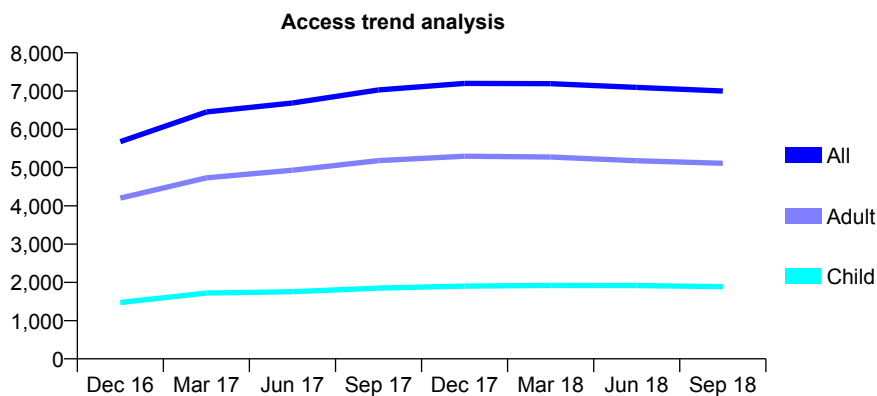
## Q70 - Vital Signs At a Glance Contract Report for 137588/0005 - September 2018

Name or company name	Damira Dental Studios Ltd
Contract type name	GDS Contract
Purpose of contract	General
Contract start date	01/04/2013
Contract end date	

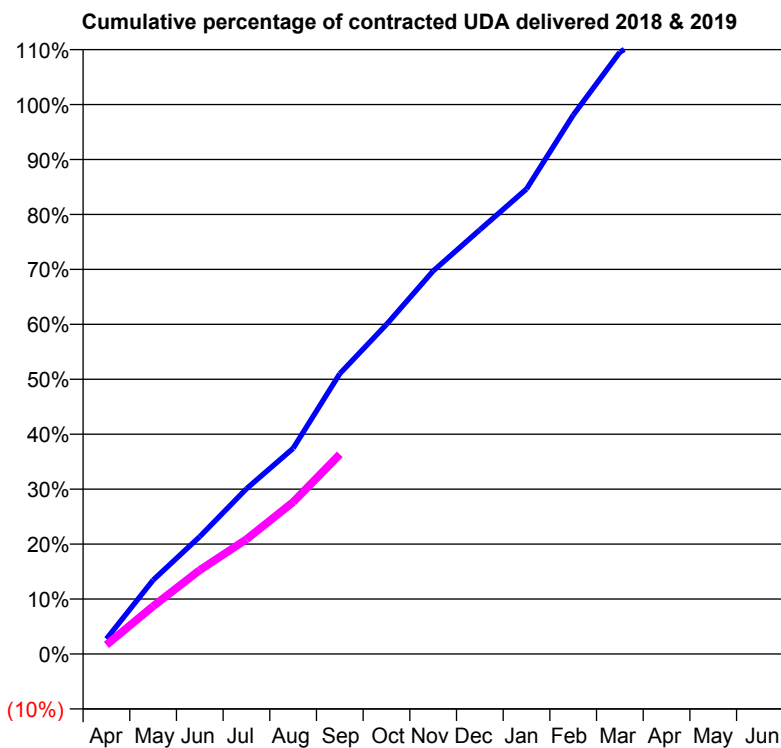
18/19 Contracted general activity (UDA)	20,000
Carry forward general activity (UDA)	0
18/19 Contracted orthodontic activity (UOA)	0
Carry forward orthodontic activity (UOA)	0
Baseline contract value	£547,664.39

### ACCESS\*

Patients seen in 24 months	Total	Change since previous quarter
Quarter ending September 2017	7,030	
Quarter ending December 2017	7,199	↑
Quarter ending March 2018	7,194	→
Quarter ending June 2018	7,094	↓
Quarter ending September 2018	7,000	↓
<b>Variance since September 2017</b>	<b>(0.4%)</b>	→



### ACTIVITY



Adjusted Scheduled Activity (UDA)		
Month	2018	2019
April	549	333
May	2,694	1,740
June	4,273	3,053
July	6,018	4,175
August	7,489	5,529
September	10,205	7,266
October	11,995	
November	13,939	
December	15,441	
January	16,924	
February	19,614	
March	21,906	
April	22,926	
May	22,978	
June	22,978	

### QUALITY

	Quantity	Base Number	Contract	AT	Region	England
% of FP17s for the same patient ID Re-attending within 3 months - Children	64	977	6.6%	9.6%	11.1%	11.6%
% of FP17s for the same patient ID Re-attending within 3 months - Adults	416	2,625	15.8%	13.9%	15.3%	15.5%
% of FP17s for the same patient ID Re-attending between 3 & 9 months - Children	502	977	51.4%	61.8%	61.1%	58.8%
% of FP17s for the same patient ID Re-attending between 3 & 9 months - Adults	1,084	2,625	41.3%	53.1%	52.3%	51.1%
% of FP17s for Band 1 Urgent Courses	868	3,304	26.3%	9.9%	9.5%	9.0%
% of FP17s Relating to Free Repair or Replacements	7	3,304	0.2%	0.6%	0.7%	0.8%
% of FP17s Relating to Continuations	5	3,304	0.2%	0.9%	0.8%	0.9%
% of Patients satisfied with the dentistry they have received	6	7	N/A	92.6%	93.6%	93.3%
% of Patients satisfied with the time they had to wait for an appointment	6	7	N/A	89.8%	88.8%	88.9%

\* This is based on patients treated on this contract for their most recent course of treatment. Figures in italics indicate the base number of FP17s or Patient Questionnaire responses are less than 100. N/A is shown where the base number of responses is less than 10 during the period. % is calculated as Quantity/Base number\*100

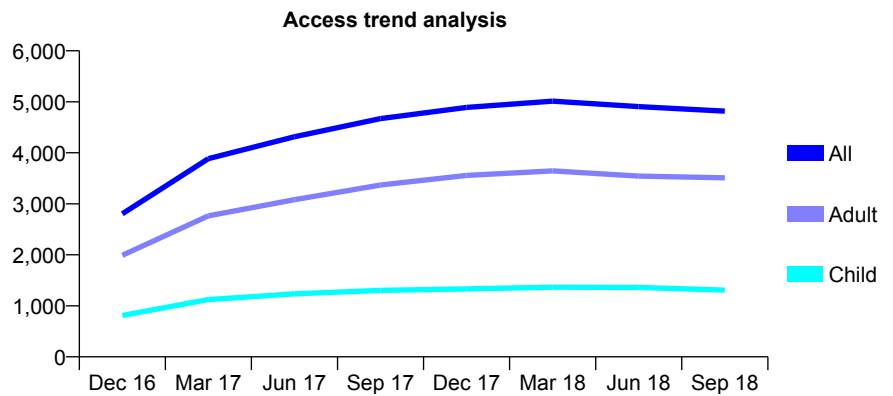
## Q70 - Vital Signs At a Glance Contract Report for 137588/0009 - September 2018

Name or company name	Damira Dental Studios Ltd
Contract type name	GDS Contract
Purpose of contract	General
Contract start date	01/04/2016
Contract end date	

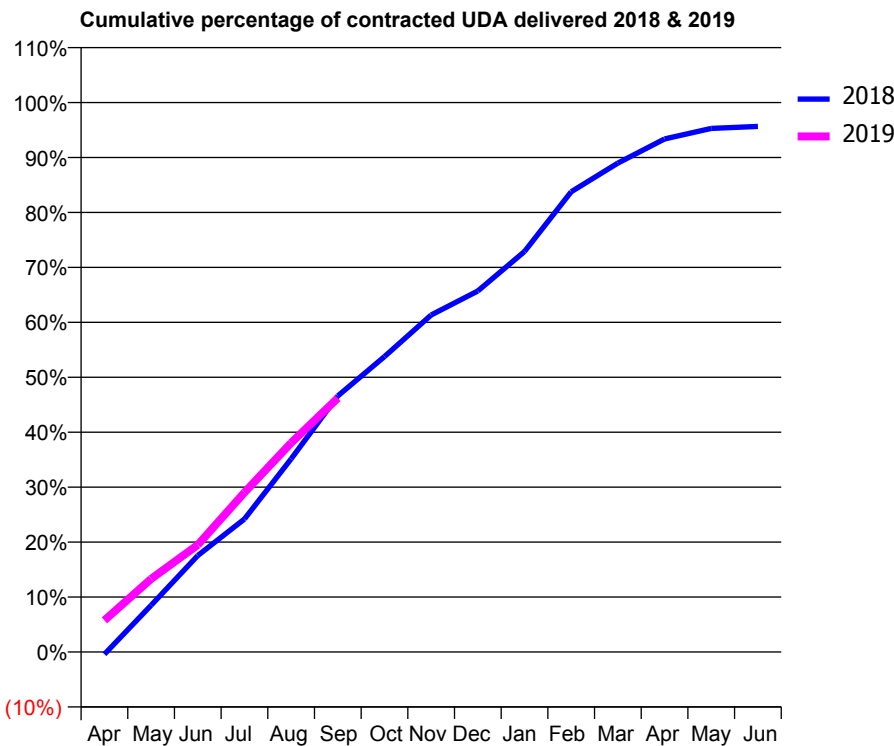
18/19 Contracted general activity (UDA)	15,480
Carry forward general activity (UDA)	0
18/19 Contracted orthodontic activity (UOA)	0
Carry forward orthodontic activity (UOA)	0
Baseline contract value	£418,905.29

### ACCESS\*

Patients seen in 24 months	Total	Change since previous quarter
Quarter ending September 2017	4,671	
Quarter ending December 2017	4,889	↑
Quarter ending March 2018	5,012	↑
Quarter ending June 2018	4,907	↓
Quarter ending September 2018	4,817	↓
<b>Variance since September 2017</b>	<b>3.1%</b>	<b>↑</b>



### ACTIVITY



Month	Adjusted Scheduled Activity (UDA)	
	2018	2019
April	-66	891
May	1,317	2,060
June	2,716	3,019
July	3,747	4,494
August	5,443	5,891
September	7,213	7,153
October	8,322	
November	9,493	
December	10,171	
January	11,283	
February	12,966	
March	13,772	
April	14,454	
May	14,750	
June	14,805	

### QUALITY

	Quantity	Base Number	Contract	AT	Region	England
% of FP17s for the same patient ID Re-attending within 3 months - Children	96	968	9.9%	9.6%	11.1%	11.6%
% of FP17s for the same patient ID Re-attending within 3 months - Adults	496	2,495	19.9%	13.9%	15.3%	15.5%
% of FP17s for the same patient ID Re-attending between 3 & 9 months - Children	550	968	56.8%	61.8%	61.1%	58.8%
% of FP17s for the same patient ID Re-attending between 3 & 9 months - Adults	1,356	2,495	54.3%	53.1%	52.3%	51.1%
% of FP17s for Band 1 Urgent Courses	383	3,014	12.7%	9.9%	9.5%	9.0%
% of FP17s Relating to Free Repair or Replacements	37	3,014	1.2%	0.6%	0.7%	0.8%
% of FP17s Relating to Continuations	8	3,014	0.3%	0.9%	0.8%	0.9%
% of Patients satisfied with the dentistry they have received	2	3	N/A	92.6%	93.6%	93.3%
% of Patients satisfied with the time they had to wait for an appointment	3	3	N/A	89.8%	88.8%	88.9%

\* This is based on patients treated on this contract for their most recent course of treatment. Figures in italics indicate the base number of FP17s or Patient Questionnaire responses are less than 100. N/A is shown where the base number of responses is less than 10 during the period. % is calculated as Quantity/Base number\*100

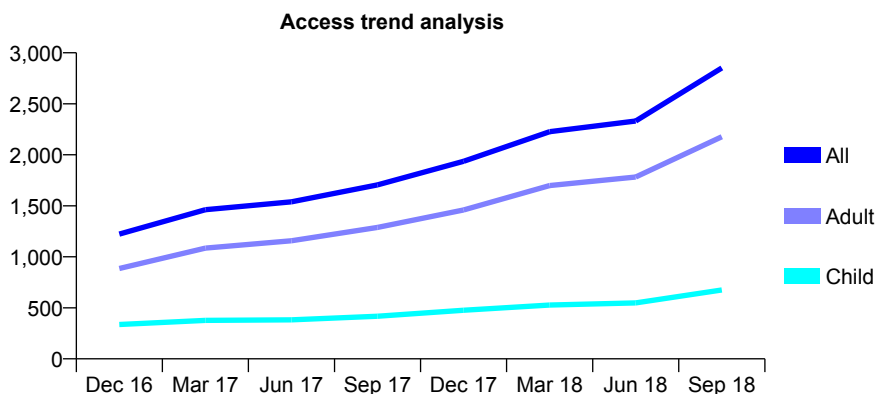
## Q70 - Vital Signs At a Glance Contract Report for 138274/0001 - September 2018

Name or company name	Bembridge Dental Practice
Contract type name	GDS Contract
Purpose of contract	General
Contract start date	11/10/2012
Contract end date	

18/19 Contracted general activity (UDA)	9,555
Carry forward general activity (UDA)	0
18/19 Contracted orthodontic activity (UOA)	0
Carry forward orthodontic activity (UOA)	0
Baseline contract value	£271,147.42

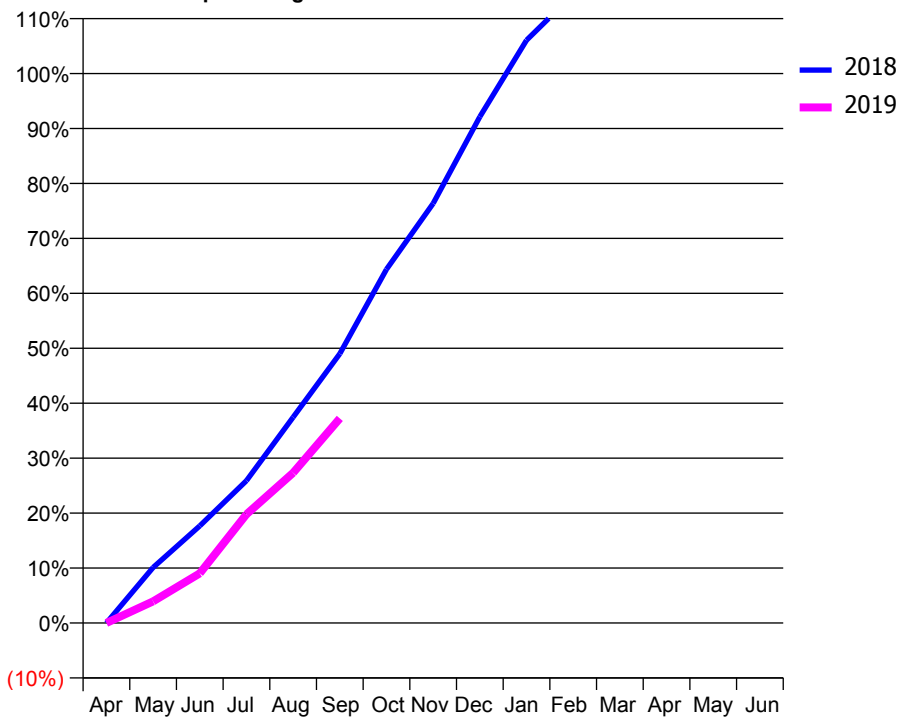
### ACCESS\*

Patients seen in 24 months	Total	Change since previous quarter
Quarter ending September 2017	1,705	
Quarter ending December 2017	1,936	↑
Quarter ending March 2018	2,227	↑
Quarter ending June 2018	2,331	↑
Quarter ending September 2018	2,852	↑
<b>Variance since September 2017</b>	<b>67.3%</b>	<b>↑</b>



### ACTIVITY

Cumulative percentage of contracted UDA delivered 2018 & 2019



Month	Adjusted Scheduled Activity (UDA)	
	2018	2019
April	0	0
May	461	378
June	806	863
July	1,182	1,890
August	1,710	2,612
September	2,236	3,557
October	2,937	
November	3,484	
December	4,204	
January	4,839	
February	5,219	
March	6,466	
April	7,081	
May	7,064	
June	7,064	

### QUALITY

	Quantity	Base Number	Contract	AT	Region	England
% of FP17s for the same patient ID Re-attending within 3 months - Children	27	473	5.7%	9.6%	11.1%	11.6%
% of FP17s for the same patient ID Re-attending within 3 months - Adults	149	1,516	9.8%	13.9%	15.3%	15.5%
% of FP17s for the same patient ID Re-attending between 3 & 9 months - Children	206	473	43.6%	61.8%	61.1%	58.8%
% of FP17s for the same patient ID Re-attending between 3 & 9 months - Adults	696	1,516	45.9%	53.1%	52.3%	51.1%
% of FP17s for Band 1 Urgent Courses	85	1,827	4.7%	9.9%	9.5%	9.0%
% of FP17s Relating to Free Repair or Replacements	19	1,827	1.0%	0.6%	0.7%	0.8%
% of FP17s Relating to Continuations	6	1,827	0.3%	0.9%	0.8%	0.9%
% of Patients satisfied with the dentistry they have received	1	1	N/A	92.6%	93.6%	93.3%
% of Patients satisfied with the time they had to wait for an appointment	1	1	N/A	89.8%	88.8%	88.9%

\* This is based on patients treated on this contract for their most recent course of treatment. Figures in italics indicate the base number of FP17s or Patient Questionnaire responses are less than 100. N/A is shown where the base number of responses is less than 10 during the period. % is calculated as Quantity/Base number\*100



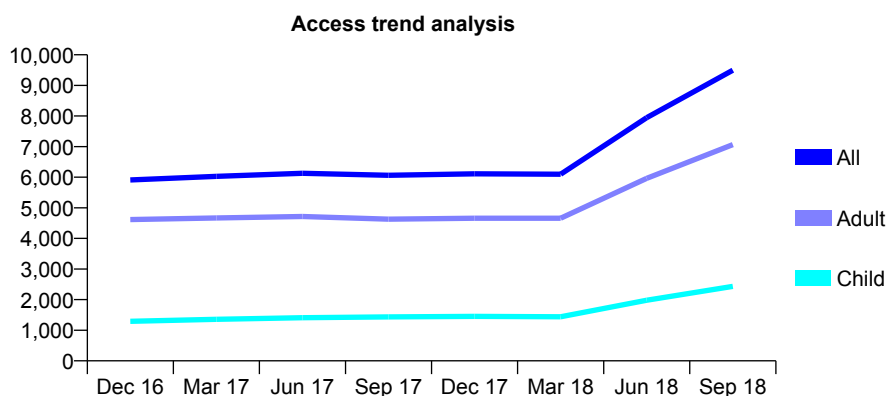
## Q70 - Vital Signs At a Glance Contract Report for 138622/0001 - September 2018

Name or company name	Weymouth and Bridges Dental Practice Pa
Contract type name	GDS Contract
Purpose of contract	General
Contract start date	01/04/2006
Contract end date	

18/19 Contracted general activity (UDA)	34,500
Carry forward general activity (UDA)	0
18/19 Contracted orthodontic activity (UOA)	0
Carry forward orthodontic activity (UOA)	0
Baseline contract value	£835,372.64

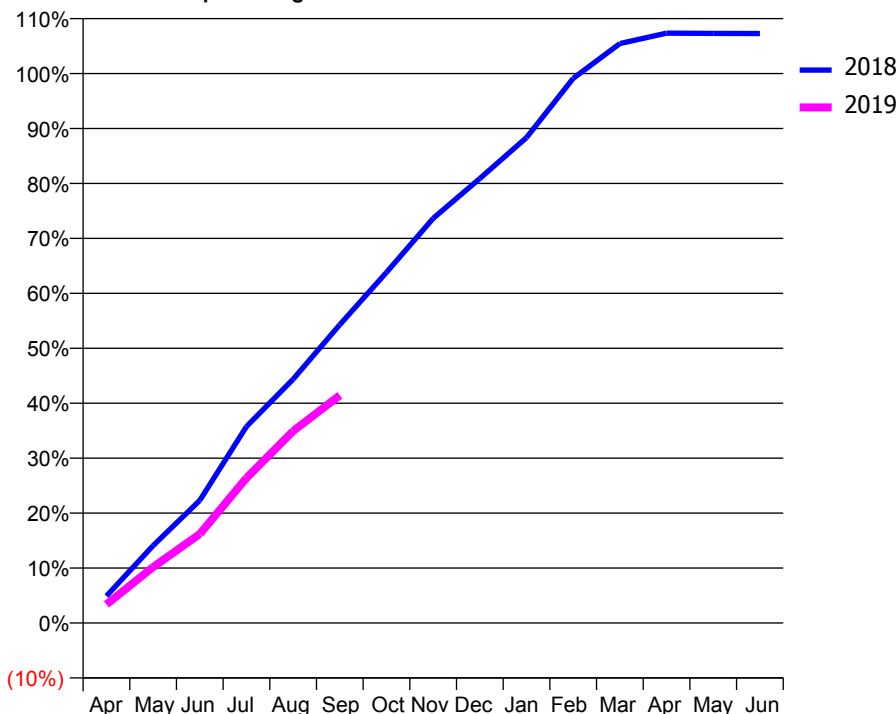
### ACCESS\*

Patients seen in 24 months	Total	Change since previous quarter
Quarter ending September 2017	6,064	
Quarter ending December 2017	6,112	→
Quarter ending March 2018	6,098	→
Quarter ending June 2018	7,945	↑
Quarter ending September 2018	9,497	↑
<b>Variance since September 2017</b>	<b>56.6%</b>	<b>↑</b>



### ACTIVITY

Cumulative percentage of contracted UDA delivered 2018 & 2019



Adjusted Scheduled Activity (UDA)

Month	2018	2019
April	785	1,170
May	2,253	3,510
June	3,570	5,589
July	5,723	9,104
August	7,098	12,055
September	8,689	14,293
October	10,208	
November	11,783	
December	12,942	
January	14,135	
February	15,860	
March	16,872	
April	17,175	
May	17,168	
June	17,164	

### QUALITY

	Quantity	Base Number	Contract	AT	Region	England
% of FP17s for the same patient ID Re-attending within 3 months - Children	68	2,059	3.3%	9.6%	11.1%	11.6%
% of FP17s for the same patient ID Re-attending within 3 months - Adults	348	5,389	6.5%	13.9%	15.3%	15.5%
% of FP17s for the same patient ID Re-attending between 3 & 9 months - Children	640	2,059	31.1%	61.8%	61.1%	58.8%
% of FP17s for the same patient ID Re-attending between 3 & 9 months - Adults	1,453	5,389	27.0%	53.1%	52.3%	51.1%
% of FP17s for Band 1 Urgent Courses	323	7,318	4.4%	9.9%	9.5%	9.0%
% of FP17s Relating to Free Repair or Replacements	44	7,318	0.6%	0.6%	0.7%	0.8%
% of FP17s Relating to Continuations	60	7,318	0.8%	0.9%	0.8%	0.9%
% of Patients satisfied with the dentistry they have received	4	5	N/A	92.6%	93.6%	93.3%
% of Patients satisfied with the time they had to wait for an appointment	4	5	N/A	89.8%	88.8%	88.9%

\* This is based on patients treated on this contract for their most recent course of treatment. Figures in italics indicate the base number of FP17s or Patient Questionnaire responses are less than 100. N/A is shown where the base number of responses is less than 10 during the period. % is calculated as Quantity/Base number\*100

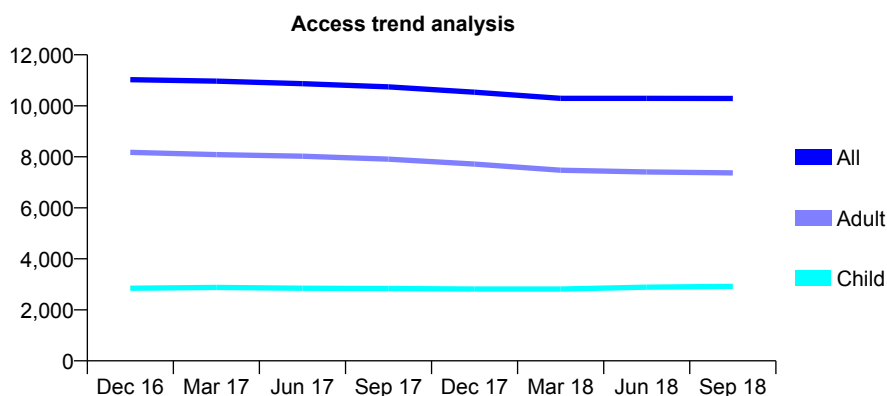
## Q70 - Vital Signs At a Glance Contract Report for 138649/0001 - September 2018

Name or company name	Lordshill Dental Partnership
Contract type name	GDS Contract
Purpose of contract	General
Contract start date	01/09/2012
Contract end date	

18/19 Contracted general activity (UDA)	39,000
Carry forward general activity (UDA)	0
18/19 Contracted orthodontic activity (UOA)	0
Carry forward orthodontic activity (UOA)	0
Baseline contract value	£1,079,280.74

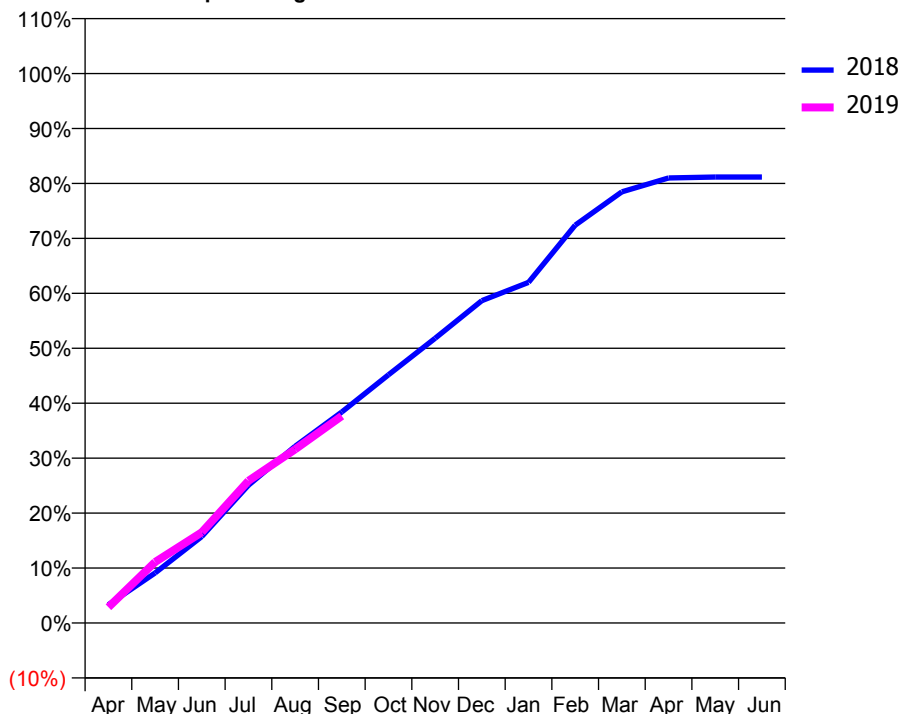
### ACCESS\*

Patients seen in 24 months	Total	Change since previous quarter
Quarter ending September 2017	10,742	
Quarter ending December 2017	10,532	↓
Quarter ending March 2018	10,293	↓
Quarter ending June 2018	10,293	→
Quarter ending September 2018	10,288	→
<b>Variance since September 2017</b>	<b>(4.2%)</b>	<b>↓</b>



### ACTIVITY

Cumulative percentage of contracted UDA delivered 2018 & 2019



Month	Adjusted Scheduled Activity (UDA)	
	2018	2019
April	1,304	1,119
May	3,557	4,334
June	6,139	6,436
July	9,778	10,091
August	12,549	12,330
September	14,979	14,694
October	17,618	
November	20,213	
December	22,881	
January	24,176	
February	28,235	
March	30,602	
April	31,588	
May	31,655	
June	31,655	

### QUALITY

	Quantity	Base Number	Contract	AT	Region	England
% of FP17s for the same patient ID Re-attending within 3 months - Children	129	1,877	6.9%	9.6%	11.1%	11.6%
% of FP17s for the same patient ID Re-attending within 3 months - Adults	626	4,301	14.6%	13.9%	15.3%	15.5%
% of FP17s for the same patient ID Re-attending between 3 & 9 months - Children	907	1,877	48.3%	61.8%	61.1%	58.8%
% of FP17s for the same patient ID Re-attending between 3 & 9 months - Adults	1,953	4,301	45.4%	53.1%	52.3%	51.1%
% of FP17s for Band 1 Urgent Courses	482	5,730	8.4%	9.9%	9.5%	9.0%
% of FP17s Relating to Free Repair or Replacements	58	5,730	1.0%	0.6%	0.7%	0.8%
% of FP17s Relating to Continuations	123	5,730	2.1%	0.9%	0.8%	0.9%
% of Patients satisfied with the dentistry they have received	5	6	N/A	92.6%	93.6%	93.3%
% of Patients satisfied with the time they had to wait for an appointment	5	6	N/A	89.8%	88.8%	88.9%

\* This is based on patients treated on this contract for their most recent course of treatment. Figures in italics indicate the base number of FP17s or Patient Questionnaire responses are less than 100. N/A is shown where the base number of responses is less than 10 during the period. % is calculated as Quantity/Base number\*100

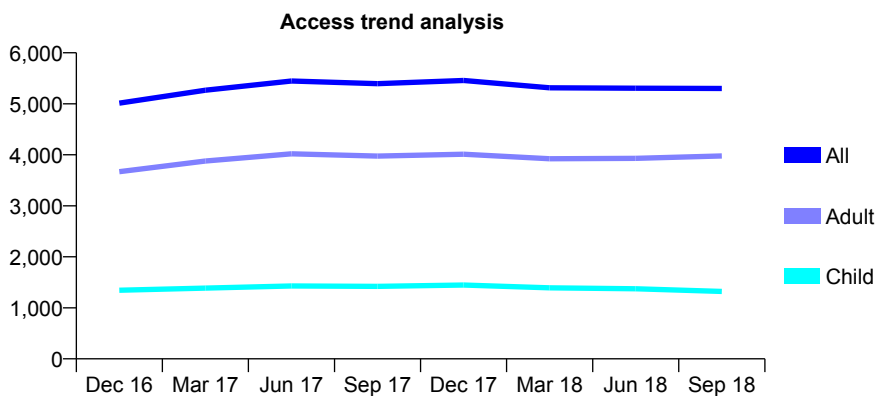
## Q70 - Vital Signs At a Glance Contract Report for 139165/0001 - September 2018

Name or company name	Smile Dental Care Limited
Contract type name	GDS Contract
Purpose of contract	General
Contract start date	01/04/2009
Contract end date	

18/19 Contracted general activity (UDA)	14,950
Carry forward general activity (UDA)	0
18/19 Contracted orthodontic activity (UOA)	0
Carry forward orthodontic activity (UOA)	0
Baseline contract value	£395,799.23

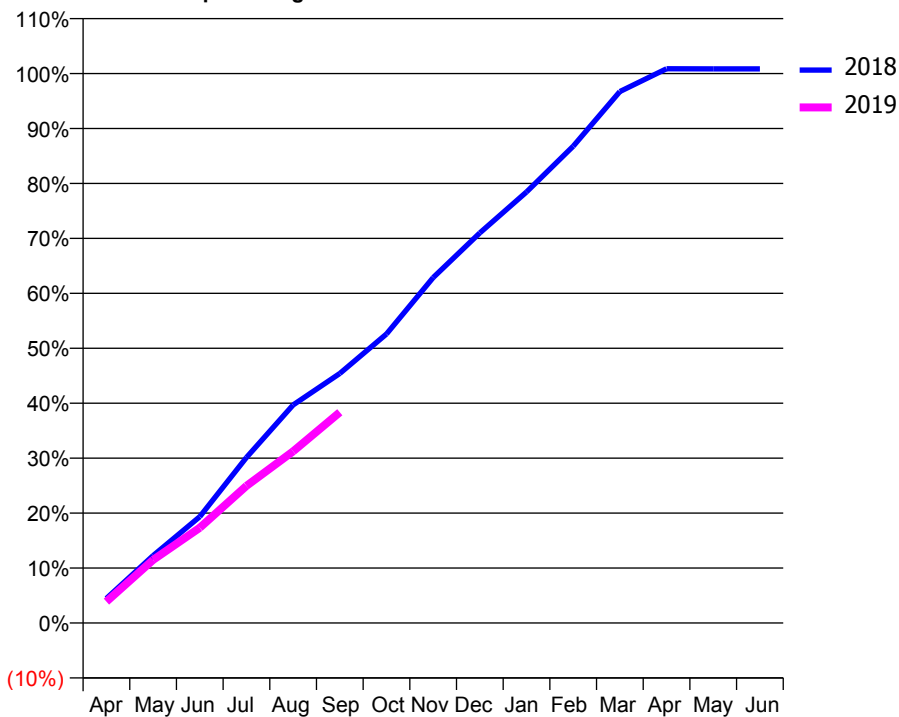
### ACCESS\*

Patients seen in 24 months	Total	Change since previous quarter
Quarter ending September 2017	5,396	
Quarter ending December 2017	5,458	→
Quarter ending March 2018	5,314	↓
Quarter ending June 2018	5,305	→
Quarter ending September 2018	5,301	→
<b>Variance since September 2017</b>	<b>(1.8%)</b>	<b>↓</b>



### ACTIVITY

Cumulative percentage of contracted UDA delivered 2018 & 2019



Month	Adjusted Scheduled Activity (UDA)	
	2018	2019
April	671	583
May	1,832	1,717
June	2,892	2,590
July	4,503	3,730
August	5,935	4,672
September	6,791	5,736
October	7,862	
November	9,399	
December	10,613	
January	11,729	
February	12,970	
March	14,459	
April	15,078	
May	15,077	
June	15,075	

### QUALITY

	Quantity	Base Number	Contract	AT	Region	England
% of FP17s for the same patient ID Re-attending within 3 months - Children	71	1,017	7.0%	9.6%	11.1%	11.6%
% of FP17s for the same patient ID Re-attending within 3 months - Adults	355	2,835	12.5%	13.9%	15.3%	15.5%
% of FP17s for the same patient ID Re-attending between 3 & 9 months - Children	551	1,017	54.2%	61.8%	61.1%	58.8%
% of FP17s for the same patient ID Re-attending between 3 & 9 months - Adults	1,642	2,835	57.9%	53.1%	52.3%	51.1%
% of FP17s for Band 1 Urgent Courses	343	3,592	9.5%	9.9%	9.5%	9.0%
% of FP17s Relating to Free Repair or Replacements	28	3,592	0.8%	0.6%	0.7%	0.8%
% of FP17s Relating to Continuations	19	3,592	0.5%	0.9%	0.8%	0.9%
% of Patients satisfied with the dentistry they have received	1	1	N/A	92.6%	93.6%	93.3%
% of Patients satisfied with the time they had to wait for an appointment	1	1	N/A	89.8%	88.8%	88.9%

\* This is based on patients treated on this contract for their most recent course of treatment. Figures in italics indicate the base number of FP17s or Patient Questionnaire responses are less than 100. N/A is shown where the base number of responses is less than 10 during the period. % is calculated as Quantity/Base number\*100

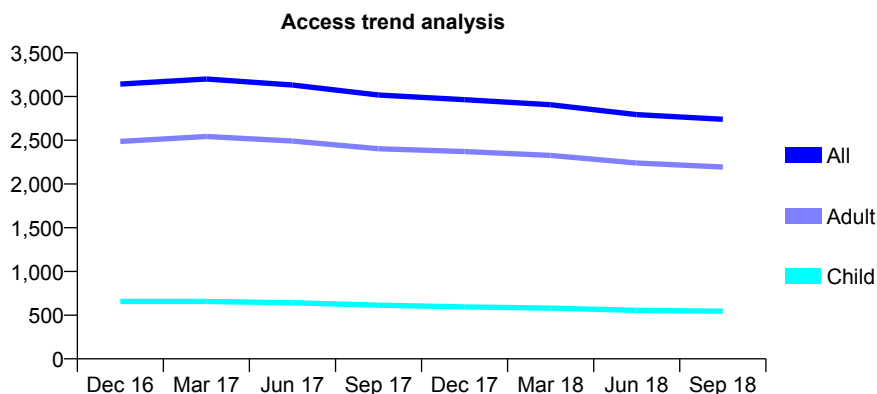
## Q70 - Vital Signs At a Glance Contract Report for 139181/0003 - September 2018

Name or company name	Bassett Dental Practice Ltd
Contract type name	GDS Contract
Purpose of contract	General
Contract start date	01/04/2010
Contract end date	

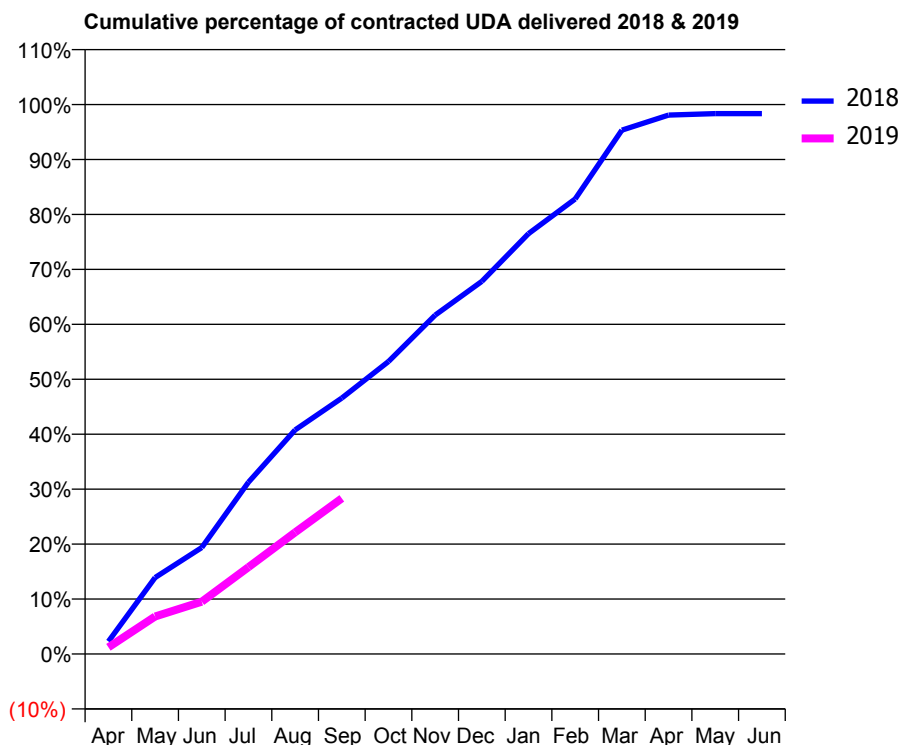
18/19 Contracted general activity (UDA)	10,973
Carry forward general activity (UDA)	113
18/19 Contracted orthodontic activity (UOA)	0
Carry forward orthodontic activity (UOA)	0
Baseline contract value	£261,020.55

### ACCESS\*

Patients seen in 24 months	Total	Change since previous quarter
Quarter ending September 2017	3,017	
Quarter ending December 2017	2,964	↓
Quarter ending March 2018	2,906	↓
Quarter ending June 2018	2,793	↓
Quarter ending September 2018	2,739	↓
<b>Variance since September 2017</b>	<b>(9.2%)</b>	<b>↓</b>



### ACTIVITY



Adjusted Scheduled Activity (UDA)		
Month	2018	2019
April	156	134
May	947	750
June	1,319	1,045
July	2,126	1,734
August	2,774	2,430
September	3,168	3,108
October	3,620	
November	4,196	
December	4,614	
January	5,204	
February	5,634	
March	6,486	
April	6,673	
May	6,690	
June	6,690	

### QUALITY

	Quantity	Base Number	Contract	AT	Region	England
% of FP17s for the same patient ID Re-attending within 3 months - Children	12	385	3.1%	9.6%	11.1%	11.6%
% of FP17s for the same patient ID Re-attending within 3 months - Adults	297	1,464	20.3%	13.9%	15.3%	15.5%
% of FP17s for the same patient ID Re-attending between 3 & 9 months - Children	241	385	62.6%	61.8%	61.1%	58.8%
% of FP17s for the same patient ID Re-attending between 3 & 9 months - Adults	848	1,464	57.9%	53.1%	52.3%	51.1%
% of FP17s for Band 1 Urgent Courses	227	1,742	13.0%	9.9%	9.5%	9.0%
% of FP17s Relating to Free Repair or Replacements	20	1,742	1.1%	0.6%	0.7%	0.8%
% of FP17s Relating to Continuations	50	1,742	2.9%	0.9%	0.8%	0.9%
% of Patients satisfied with the dentistry they have received	0	0	N/A	92.6%	93.6%	93.3%
% of Patients satisfied with the time they had to wait for an appointment	0	0	N/A	89.8%	88.8%	88.9%

\* This is based on patients treated on this contract for their most recent course of treatment. Figures in italics indicate the base number of FP17s or Patient Questionnaire responses are less than 100. N/A is shown where the base number of responses is less than 10 during the period. % is calculated as Quantity/Base number\*100

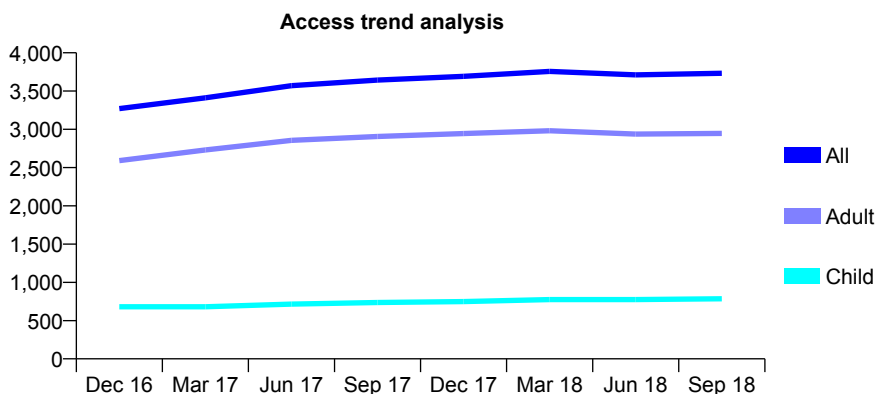
## Q70 - Vital Signs At a Glance Contract Report for 139661/0001 - September 2018

Name or company name	Swapnil Krishnarao Shinde
Contract type name	GDS Contract
Purpose of contract	General
Contract start date	01/09/2015
Contract end date	

18/19 Contracted general activity (UDA)	9,544
Carry forward general activity (UDA)	0
18/19 Contracted orthodontic activity (UOA)	0
Carry forward orthodontic activity (UOA)	0
Baseline contract value	£217,203.95

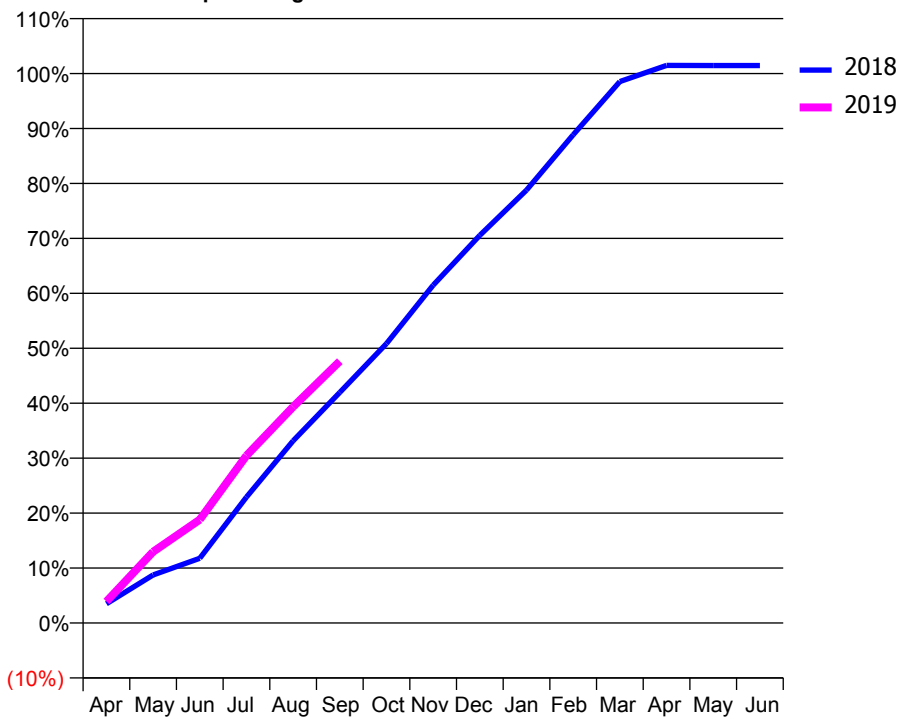
### ACCESS\*

Patients seen in 24 months	Total	Change since previous quarter
Quarter ending September 2017	3,643	
Quarter ending December 2017	3,692	→
Quarter ending March 2018	3,756	→
Quarter ending June 2018	3,711	↓
Quarter ending September 2018	3,732	→
<b>Variance since September 2017</b>	<b>2.4%</b>	<b>↑</b>



### ACTIVITY

Cumulative percentage of contracted UDA delivered 2018 & 2019



Month	Adjusted Scheduled Activity (UDA)	
	2018	2019
April	335	374
May	835	1,237
June	1,125	1,795
July	2,188	2,907
August	3,166	3,754
September	4,006	4,547
October	4,852	
November	5,867	
December	6,733	
January	7,520	
February	8,480	
March	9,403	
April	9,684	
May	9,683	
June	9,683	

### QUALITY

	Quantity	Base Number	Contract	AT	Region	England
% of FP17s for the same patient ID Re-attending within 3 months - Children	29	592	4.9%	9.6%	11.1%	11.6%
% of FP17s for the same patient ID Re-attending within 3 months - Adults	249	2,287	10.9%	13.9%	15.3%	15.5%
% of FP17s for the same patient ID Re-attending between 3 & 9 months - Children	390	592	65.9%	61.8%	61.1%	58.8%
% of FP17s for the same patient ID Re-attending between 3 & 9 months - Adults	1,639	2,287	71.7%	53.1%	52.3%	51.1%
% of FP17s for Band 1 Urgent Courses	101	2,319	4.4%	9.9%	9.5%	9.0%
% of FP17s Relating to Free Repair or Replacements	8	2,319	0.3%	0.6%	0.7%	0.8%
% of FP17s Relating to Continuations	5	2,319	0.2%	0.9%	0.8%	0.9%
% of Patients satisfied with the dentistry they have received	4	4	N/A	92.6%	93.6%	93.3%
% of Patients satisfied with the time they had to wait for an appointment	4	4	N/A	89.8%	88.8%	88.9%

\* This is based on patients treated on this contract for their most recent course of treatment. Figures in italics indicate the base number of FP17s or Patient Questionnaire responses are less than 100. N/A is shown where the base number of responses is less than 10 during the period. % is calculated as Quantity/Base number\*100

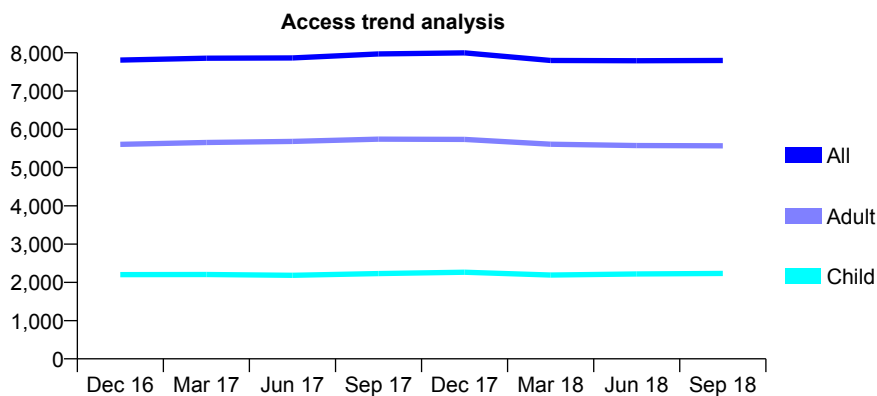
## Q70 - Vital Signs At a Glance Contract Report for 141003/0001 - September 2018

Name or company name	Rensburg Pty Limited
Contract type name	GDS Contract
Purpose of contract	General
Contract start date	01/11/2010
Contract end date	

18/19 Contracted general activity (UDA)	18,000
Carry forward general activity (UDA)	0
18/19 Contracted orthodontic activity (UOA)	0
Carry forward orthodontic activity (UOA)	0
Baseline contract value	£430,624.62

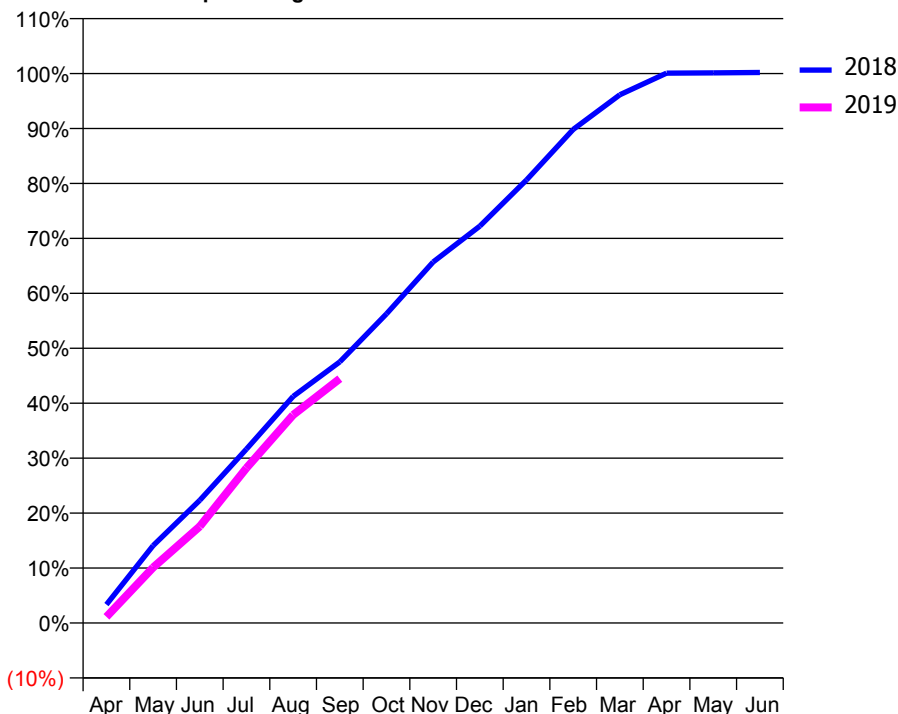
### ACCESS\*

Patients seen in 24 months	Total	Change since previous quarter
Quarter ending September 2017	7,970	
Quarter ending December 2017	7,999	→
Quarter ending March 2018	7,801	↓
Quarter ending June 2018	7,793	→
Quarter ending September 2018	7,800	→
<b>Variance since September 2017</b>	<b>(2.1%)</b>	<b>↓</b>



### ACTIVITY

Cumulative percentage of contracted UDA delivered 2018 & 2019



Month	Adjusted Scheduled Activity (UDA)	
	2018	2019
April	604	202
May	2,538	1,820
June	4,022	3,165
July	5,697	5,076
August	7,425	6,816
September	8,555	8,005
October	10,127	
November	11,826	
December	13,002	
January	14,515	
February	16,168	
March	17,303	
April	18,011	
May	18,020	
June	18,033	

### QUALITY

	Quantity	Base Number	Contract	AT	Region	England
% of FP17s for the same patient ID Re-attending within 3 months - Children	92	1,565	5.9%	9.6%	11.1%	11.6%
% of FP17s for the same patient ID Re-attending within 3 months - Adults	428	3,253	13.2%	13.9%	15.3%	15.5%
% of FP17s for the same patient ID Re-attending between 3 & 9 months - Children	832	1,565	53.2%	61.8%	61.1%	58.8%
% of FP17s for the same patient ID Re-attending between 3 & 9 months - Adults	1,400	3,253	43.0%	53.1%	52.3%	51.1%
% of FP17s for Band 1 Urgent Courses	411	4,390	9.4%	9.9%	9.5%	9.0%
% of FP17s Relating to Free Repair or Replacements	9	4,390	0.2%	0.6%	0.7%	0.8%
% of FP17s Relating to Continuations	7	4,390	0.2%	0.9%	0.8%	0.9%
% of Patients satisfied with the dentistry they have received	3	4	N/A	92.6%	93.6%	93.3%
% of Patients satisfied with the time they had to wait for an appointment	4	4	N/A	89.8%	88.8%	88.9%

\* This is based on patients treated on this contract for their most recent course of treatment. Figures in italics indicate the base number of FP17s or Patient Questionnaire responses are less than 100. N/A is shown where the base number of responses is less than 10 during the period. % is calculated as Quantity/Base number\*100

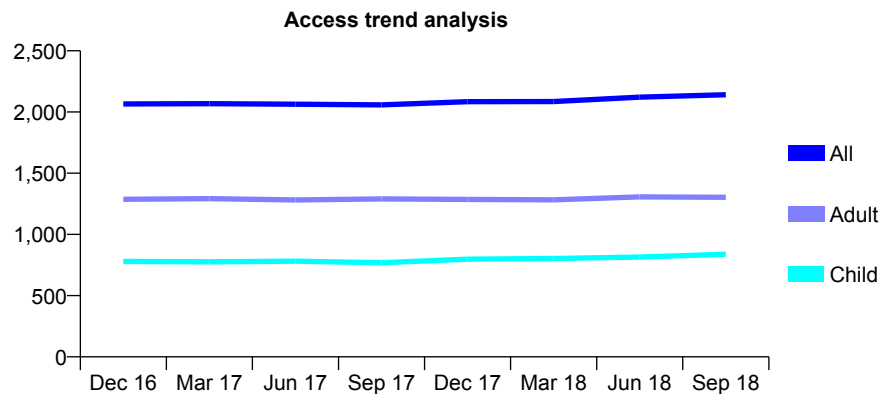
## Q70 - Vital Signs At a Glance Contract Report for 144592/0001 - September 2018

Name or company name	Van Der Merwe
Contract type name	GDS Contract
Purpose of contract	General
Contract start date	01/04/2014
Contract end date	

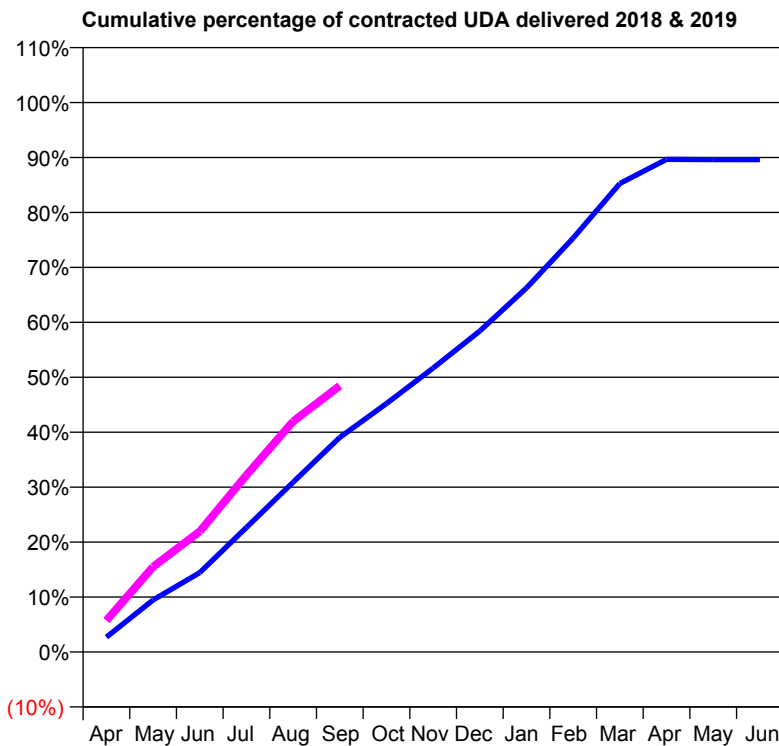
18/19 Contracted general activity (UDA)	6,197
Carry forward general activity (UDA)	0
18/19 Contracted orthodontic activity (UOA)	0
Carry forward orthodontic activity (UOA)	0
Baseline contract value	£138,627.83

### ACCESS\*

Patients seen in 24 months	Total	Change since previous quarter
Quarter ending September 2017	2,058	
Quarter ending December 2017	2,084	→
Quarter ending March 2018	2,086	→
Quarter ending June 2018	2,122	→
Quarter ending September 2018	2,141	→
<b>Variance since September 2017</b>	<b>4.0%</b>	<b>↑</b>



### ACTIVITY



Month	Adjusted Scheduled Activity (UDA)	
	2018	2019
April	168	356
May	587	961
June	896	1,360
July	1,406	1,994
August	1,916	2,601
September	2,420	3,002
October	2,802	
November	3,202	
December	3,620	
January	4,107	
February	4,668	
March	5,284	
April	5,556	
May	5,554	
June	5,554	

### QUALITY

	Quantity	Base Number	Contract	AT	Region	England
% of FP17s for the same patient ID Re-attending within 3 months - Children	49	727	6.7%	9.6%	11.1%	11.6%
% of FP17s for the same patient ID Re-attending within 3 months - Adults	117	991	11.8%	13.9%	15.3%	15.5%
% of FP17s for the same patient ID Re-attending between 3 & 9 months - Children	486	727	66.9%	61.8%	61.1%	58.8%
% of FP17s for the same patient ID Re-attending between 3 & 9 months - Adults	620	991	62.6%	53.1%	52.3%	51.1%
% of FP17s for Band 1 Urgent Courses	78	1,593	4.9%	9.9%	9.5%	9.0%
% of FP17s Relating to Free Repair or Replacements	12	1,593	0.8%	0.6%	0.7%	0.8%
% of FP17s Relating to Continuations	1	1,593	0.1%	0.9%	0.8%	0.9%
% of Patients satisfied with the dentistry they have received	0	0	N/A	92.6%	93.6%	93.3%
% of Patients satisfied with the time they had to wait for an appointment	0	0	N/A	89.8%	88.8%	88.9%

\* This is based on patients treated on this contract for their most recent course of treatment. Figures in italics indicate the base number of FP17s or Patient Questionnaire responses are less than 100. N/A is shown where the base number of responses is less than 10 during the period. % is calculated as Quantity/Base number\*100



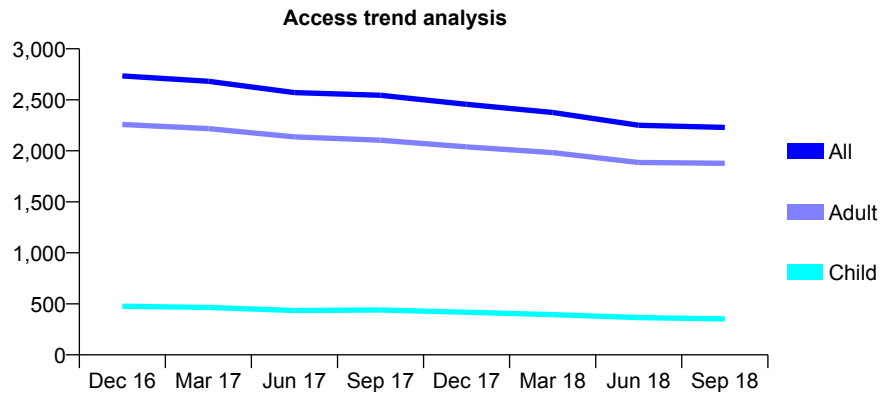
## Q70 - Vital Signs At a Glance Contract Report for 145068/0001 - September 2018

Name or company name	Island Dental Care
Contract type name	GDS Contract
Purpose of contract	General
Contract start date	01/04/2015
Contract end date	

18/19 Contracted general activity (UDA)	10,138
Carry forward general activity (UDA)	0
18/19 Contracted orthodontic activity (UOA)	0
Carry forward orthodontic activity (UOA)	0
Baseline contract value	£228,189.37

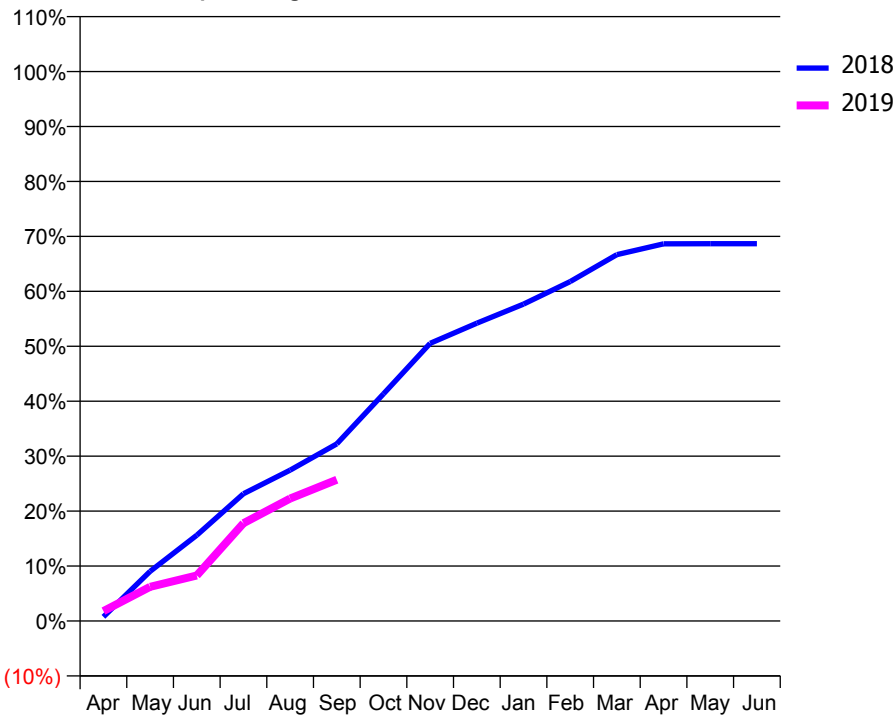
### ACCESS\*

Patients seen in 24 months	Total	Change since previous quarter
Quarter ending September 2017	2,544	
Quarter ending December 2017	2,455	↓
Quarter ending March 2018	2,376	↓
Quarter ending June 2018	2,250	↓
Quarter ending September 2018	2,230	→
<b>Variance since September 2017</b>	<b>(12.3%)</b>	<b>↓</b>



### ACTIVITY

Cumulative percentage of contracted UDA delivered 2018 & 2019



Adjusted Scheduled Activity (UDA)		
Month	2018	2019
April	77	182
May	917	632
June	1,583	840
July	2,347	1,805
August	2,784	2,260
September	3,268	2,606
October	4,192	
November	5,124	
December	5,496	
January	5,848	
February	6,263	
March	6,759	
April	6,959	
May	6,962	
June	6,962	

### QUALITY

	Quantity	Base Number	Contract	AT	Region	England
% of FP17s for the same patient ID Re-attending within 3 months - Children	6	170	3.5%	9.6%	11.1%	11.6%
% of FP17s for the same patient ID Re-attending within 3 months - Adults	85	1,206	7.0%	13.9%	15.3%	15.5%
% of FP17s for the same patient ID Re-attending between 3 & 9 months - Children	96	170	56.5%	61.8%	61.1%	58.8%
% of FP17s for the same patient ID Re-attending between 3 & 9 months - Adults	754	1,206	62.5%	53.1%	52.3%	51.1%
% of FP17s for Band 1 Urgent Courses	48	1,281	3.7%	9.9%	9.5%	9.0%
% of FP17s Relating to Free Repair or Replacements	5	1,281	0.4%	0.6%	0.7%	0.8%
% of FP17s Relating to Continuations	7	1,281	0.5%	0.9%	0.8%	0.9%
% of Patients satisfied with the dentistry they have received	6	6	N/A	92.6%	93.6%	93.3%
% of Patients satisfied with the time they had to wait for an appointment	4	6	N/A	89.8%	88.8%	88.9%

\* This is based on patients treated on this contract for their most recent course of treatment. Figures in italics indicate the base number of FP17s or Patient Questionnaire responses are less than 100. N/A is shown where the base number of responses is less than 10 during the period. % is calculated as Quantity/Base number\*100

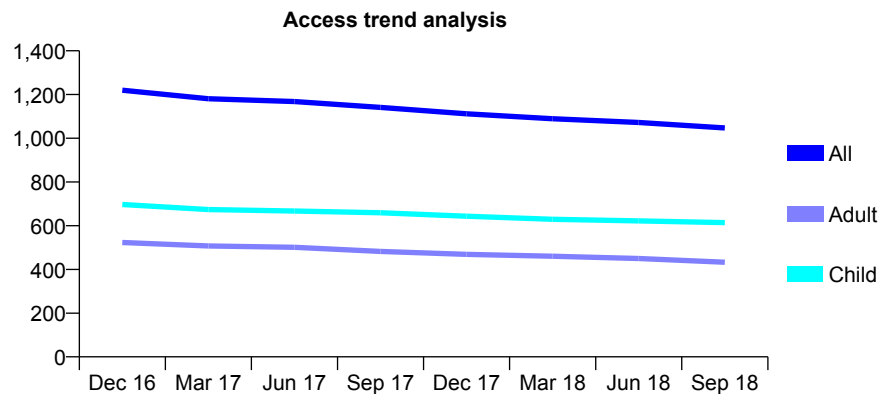
## Q70 - Vital Signs At a Glance Contract Report for 145122/0001 - September 2018

Name or company name	Stubbington Avenue Dental Practice
Contract type name	GDS Contract
Purpose of contract	General
Contract start date	01/01/2015
Contract end date	

18/19 Contracted general activity (UDA)	2,990
Carry forward general activity (UDA)	0
18/19 Contracted orthodontic activity (UOA)	0
Carry forward orthodontic activity (UOA)	0
Baseline contract value	£67,086.58

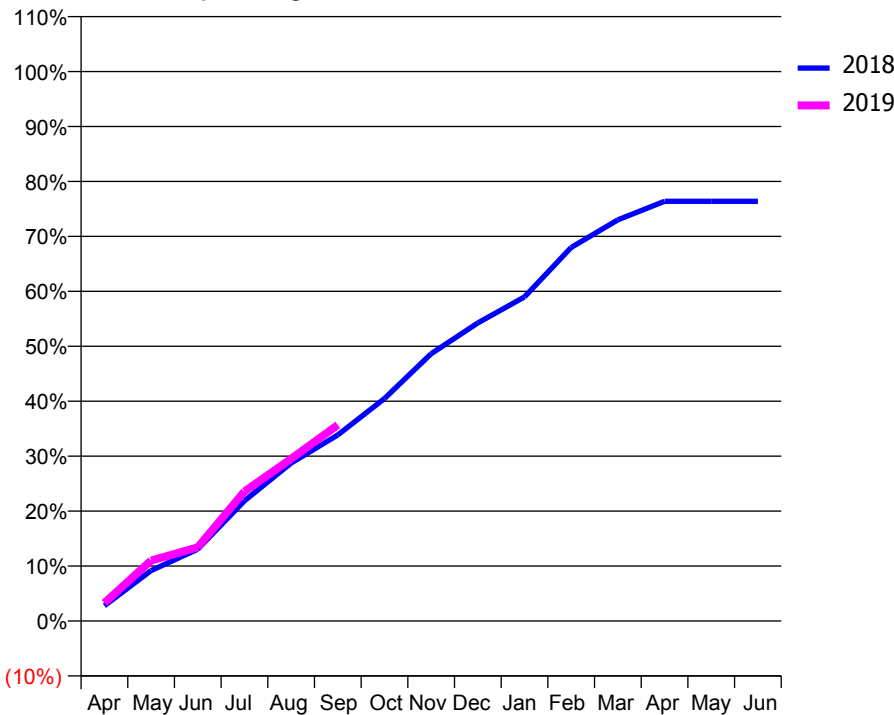
### ACCESS\*

Patients seen in 24 months	Total	Change since previous quarter
Quarter ending September 2017	1,141	
Quarter ending December 2017	1,112	↓
Quarter ending March 2018	1,089	↓
Quarter ending June 2018	1,072	↓
Quarter ending September 2018	1,047	↓
<b>Variance since September 2017</b>	<b>(8.2%)</b>	<b>↓</b>



### ACTIVITY

Cumulative percentage of contracted UDA delivered 2018 & 2019



Adjusted Scheduled Activity (UDA)		
Month	2018	2019
April	83	98
May	275	329
June	390	401
July	654	705
August	860	883
September	1,012	1,067
October	1,211	
November	1,455	
December	1,622	
January	1,764	
February	2,032	
March	2,183	
April	2,284	
May	2,284	
June	2,284	

### QUALITY

	Quantity	Base Number	Contract	AT	Region	England
% of FP17s for the same patient ID Re-attending within 3 months - Children	35	574	6.1%	9.6%	11.1%	11.6%
% of FP17s for the same patient ID Re-attending within 3 months - Adults	25	291	8.6%	13.9%	15.3%	15.5%
% of FP17s for the same patient ID Re-attending between 3 & 9 months - Children	422	574	73.5%	61.8%	61.1%	58.8%
% of FP17s for the same patient ID Re-attending between 3 & 9 months - Adults	223	291	76.6%	53.1%	52.3%	51.1%
% of FP17s for Band 1 Urgent Courses	34	798	4.3%	9.9%	9.5%	9.0%
% of FP17s Relating to Free Repair or Replacements	0	798	0.0%	0.6%	0.7%	0.8%
% of FP17s Relating to Continuations	0	798	0.0%	0.9%	0.8%	0.9%
% of Patients satisfied with the dentistry they have received	0	0	N/A	92.6%	93.6%	93.3%
% of Patients satisfied with the time they had to wait for an appointment	0	0	N/A	89.8%	88.8%	88.9%

\* This is based on patients treated on this contract for their most recent course of treatment. Figures in italics indicate the base number of FP17s or Patient Questionnaire responses are less than 100. N/A is shown where the base number of responses is less than 10 during the period. % is calculated as Quantity/Base number\*100

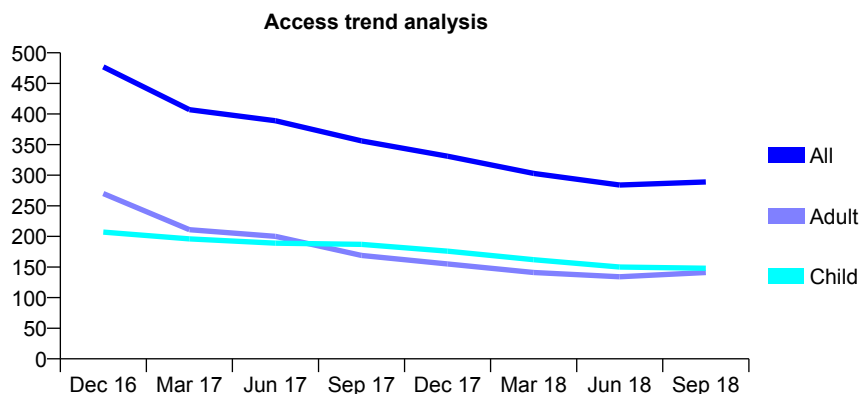
## Q70 - Vital Signs At a Glance Contract Report for 145785/0001 - September 2018

Name or company name	The Anchorage Practice Limited
Contract type name	GDS Contract
Purpose of contract	General
Contract start date	01/09/2008
Contract end date	

18/19 Contracted general activity (UDA)	1,850
Carry forward general activity (UDA)	0
18/19 Contracted orthodontic activity (UOA)	0
Carry forward orthodontic activity (UOA)	0
Baseline contract value	£42,589.13

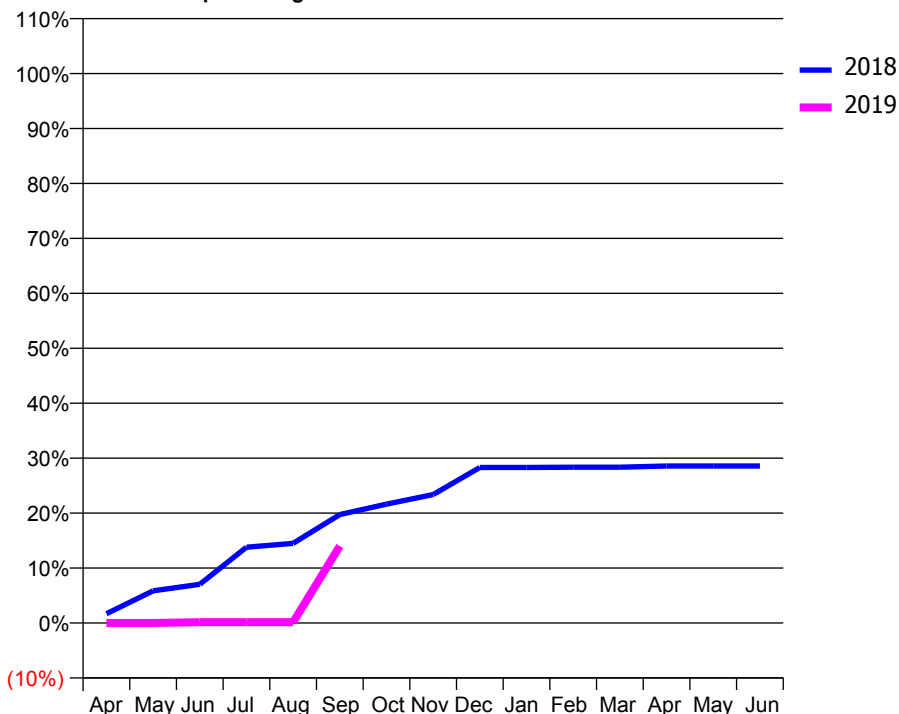
### ACCESS\*

Patients seen in 24 months	Total	Change since previous quarter
Quarter ending September 2017	356	
Quarter ending December 2017	331	↓
Quarter ending March 2018	303	↓
Quarter ending June 2018	284	↓
Quarter ending September 2018	289	→
<b>Variance since September 2017</b>	<b>(18.8%)</b>	<b>↓</b>



### ACTIVITY

Cumulative percentage of contracted UDA delivered 2018 & 2019



Adjusted Scheduled Activity (UDA)

Month	2018	2019
April	31	0
May	108	0
June	130	3
July	255	3
August	268	3
September	365	259
October	400	
November	432	
December	524	
January	524	
February	525	
March	525	
April	529	
May	529	
June	529	

### QUALITY

	Quantity	Base Number	Contract	AT	Region	England
% of FP17s for the same patient ID Re-attending within 3 months - Children	2	104	1.9%	9.6%	11.1%	11.6%
% of FP17s for the same patient ID Re-attending within 3 months - Adults	4	71	5.6%	13.9%	15.3%	15.5%
% of FP17s for the same patient ID Re-attending between 3 & 9 months - Children	17	104	16.3%	61.8%	61.1%	58.8%
% of FP17s for the same patient ID Re-attending between 3 & 9 months - Adults	23	71	32.4%	53.1%	52.3%	51.1%
% of FP17s for Band 1 Urgent Courses	1	157	0.6%	9.9%	9.5%	9.0%
% of FP17s Relating to Free Repair or Replacements	0	157	0.0%	0.6%	0.7%	0.8%
% of FP17s Relating to Continuations	0	157	0.0%	0.9%	0.8%	0.9%
% of Patients satisfied with the dentistry they have received	0	0	N/A	92.6%	93.6%	93.3%
% of Patients satisfied with the time they had to wait for an appointment	0	0	N/A	89.8%	88.8%	88.9%

\* This is based on patients treated on this contract for their most recent course of treatment. Figures in italics indicate the base number of FP17s or Patient Questionnaire responses are less than 100. N/A is shown where the base number of responses is less than 10 during the period. % is calculated as Quantity/Base number\*100

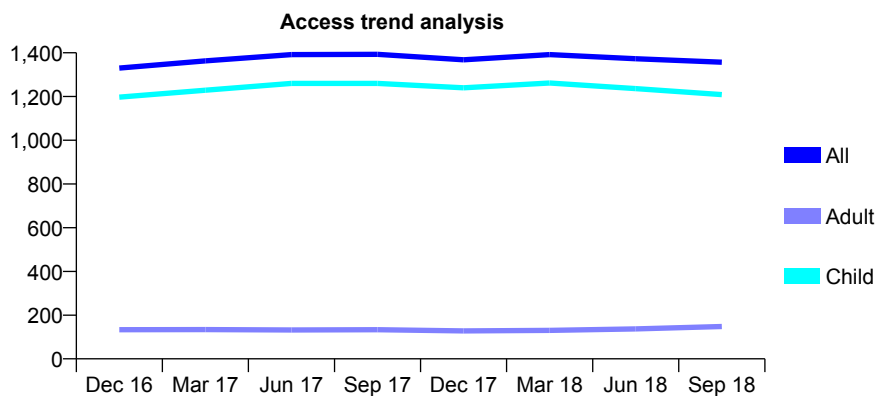
## Q70 - Vital Signs At a Glance Contract Report for 146005/0001 - September 2018

Name or company name	Mr T F Visser
Contract type name	GDS Contract
Purpose of contract	General
Contract start date	02/06/2014
Contract end date	

18/19 Contracted general activity (UDA)	2,910
Carry forward general activity (UDA)	0
18/19 Contracted orthodontic activity (UOA)	0
Carry forward orthodontic activity (UOA)	0
Baseline contract value	£63,632.69

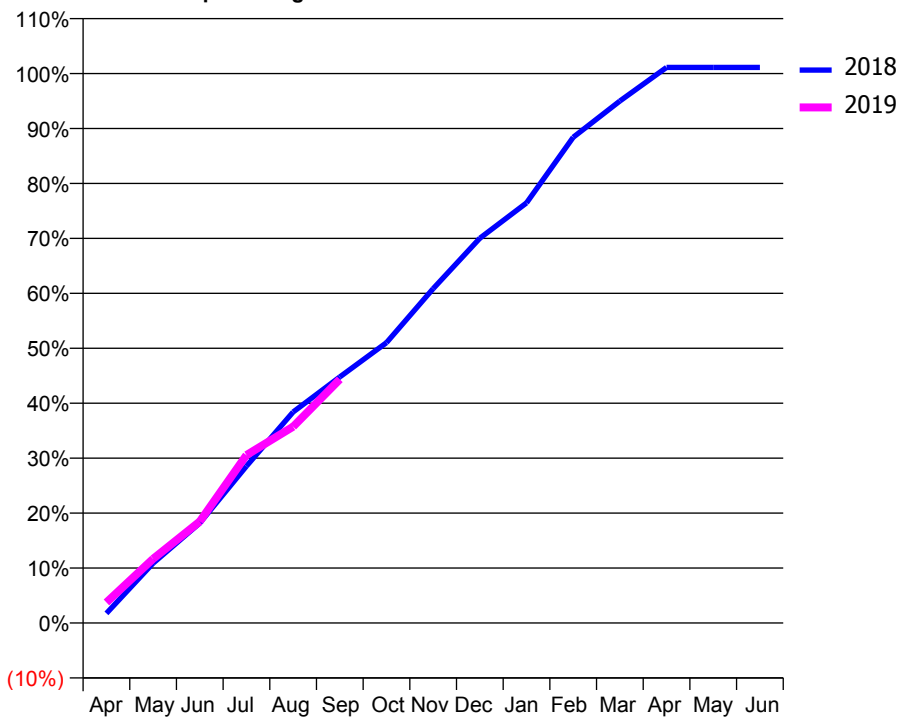
### ACCESS\*

Patients seen in 24 months	Total	Change since previous quarter
Quarter ending September 2017	1,393	
Quarter ending December 2017	1,368	↓
Quarter ending March 2018	1,392	→
Quarter ending June 2018	1,373	↓
Quarter ending September 2018	1,357	↓
<b>Variance since September 2017</b>	<b>(2.6%)</b>	<b>↓</b>



### ACTIVITY

Cumulative percentage of contracted UDA delivered 2018 & 2019



Adjusted Scheduled Activity (UDA)

Month	2018	2019
April	51	109
May	317	340
June	530	538
July	831	890
August	1,118	1,040
September	1,303	1,291
October	1,485	
November	1,771	
December	2,037	
January	2,225	
February	2,572	
March	2,764	
April	2,943	
May	2,943	
June	2,943	

### QUALITY

	Quantity	Base Number	Contract	AT	Region	England
% of FP17s for the same patient ID Re-attending within 3 months - Children	64	1,000	6.4%	9.6%	11.1%	11.6%
% of FP17s for the same patient ID Re-attending within 3 months - Adults	2	33	6.1%	13.9%	15.3%	15.5%
% of FP17s for the same patient ID Re-attending between 3 & 9 months - Children	728	1,000	72.8%	61.8%	61.1%	58.8%
% of FP17s for the same patient ID Re-attending between 3 & 9 months - Adults	28	33	84.8%	53.1%	52.3%	51.1%
% of FP17s for Band 1 Urgent Courses	44	942	4.7%	9.9%	9.5%	9.0%
% of FP17s Relating to Free Repair or Replacements	0	942	0.0%	0.6%	0.7%	0.8%
% of FP17s Relating to Continuations	8	942	0.8%	0.9%	0.8%	0.9%
% of Patients satisfied with the dentistry they have received	1	1	N/A	92.6%	93.6%	93.3%
% of Patients satisfied with the time they had to wait for an appointment	1	1	N/A	89.8%	88.8%	88.9%

\* This is based on patients treated on this contract for their most recent course of treatment. Figures in italics indicate the base number of FP17s or Patient Questionnaire responses are less than 100. N/A is shown where the base number of responses is less than 10 during the period. % is calculated as Quantity/Base number\*100

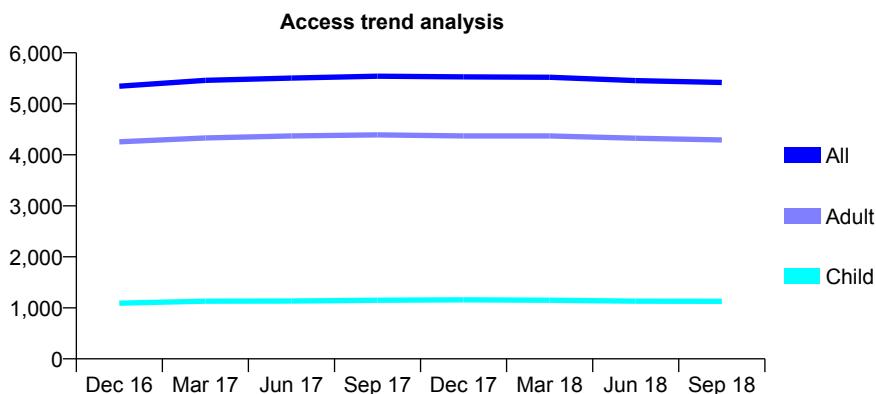
## Q70 - Vital Signs At a Glance Contract Report for 146447/0001 - September 2018

Name or company name	Dentapol Ltd
Contract type name	GDS Contract
Purpose of contract	General
Contract start date	01/11/2006
Contract end date	

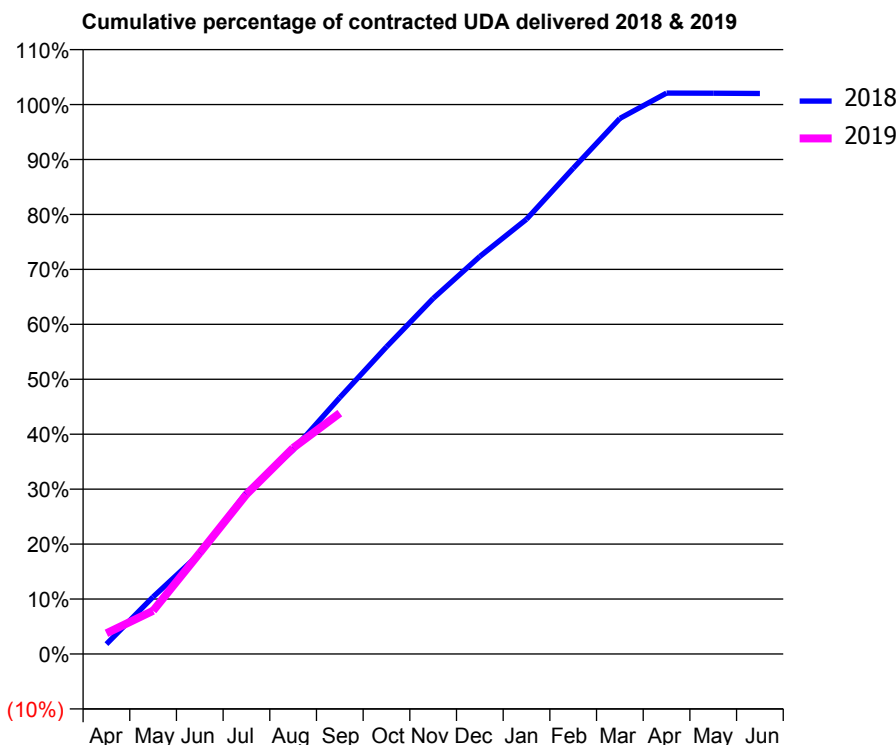
18/19 Contracted general activity (UDA)	16,000
Carry forward general activity (UDA)	0
18/19 Contracted orthodontic activity (UOA)	0
Carry forward orthodontic activity (UOA)	0
Baseline contract value	£460,090.80

### ACCESS\*

Patients seen in 24 months	Total	Change since previous quarter
Quarter ending September 2017	5,540	
Quarter ending December 2017	5,527	→
Quarter ending March 2018	5,520	→
Quarter ending June 2018	5,456	↓
Quarter ending September 2018	5,418	→
<b>Variance since September 2017</b>	<b>(2.2%)</b>	<b>↓</b>



### ACTIVITY



Month	Adjusted Scheduled Activity (UDA)	
	2018	2019
April	290	604
May	1,665	1,258
June	2,924	2,943
July	4,702	4,650
August	5,944	6,002
September	7,467	7,014
October	8,945	
November	10,353	
December	11,577	
January	12,660	
February	14,142	
March	15,594	
April	16,332	
May	16,329	
June	16,319	

### QUALITY

	Quantity	Base Number	Contract	AT	Region	England
% of FP17s for the same patient ID Re-attending within 3 months - Children	67	798	8.4%	9.6%	11.1%	11.6%
% of FP17s for the same patient ID Re-attending within 3 months - Adults	490	3,090	15.9%	13.9%	15.3%	15.5%
% of FP17s for the same patient ID Re-attending between 3 & 9 months - Children	523	798	65.5%	61.8%	61.1%	58.8%
% of FP17s for the same patient ID Re-attending between 3 & 9 months - Adults	1,862	3,090	60.3%	53.1%	52.3%	51.1%
% of FP17s for Band 1 Urgent Courses	324	3,618	9.0%	9.9%	9.5%	9.0%
% of FP17s Relating to Free Repair or Replacements	57	3,618	1.6%	0.6%	0.7%	0.8%
% of FP17s Relating to Continuations	26	3,618	0.7%	0.9%	0.8%	0.9%
% of Patients satisfied with the dentistry they have received	2	4	N/A	92.6%	93.6%	93.3%
% of Patients satisfied with the time they had to wait for an appointment	2	4	N/A	89.8%	88.8%	88.9%

\* This is based on patients treated on this contract for their most recent course of treatment. Figures in italics indicate the base number of FP17s or Patient Questionnaire responses are less than 100. N/A is shown where the base number of responses is less than 10 during the period. % is calculated as Quantity/Base number\*100

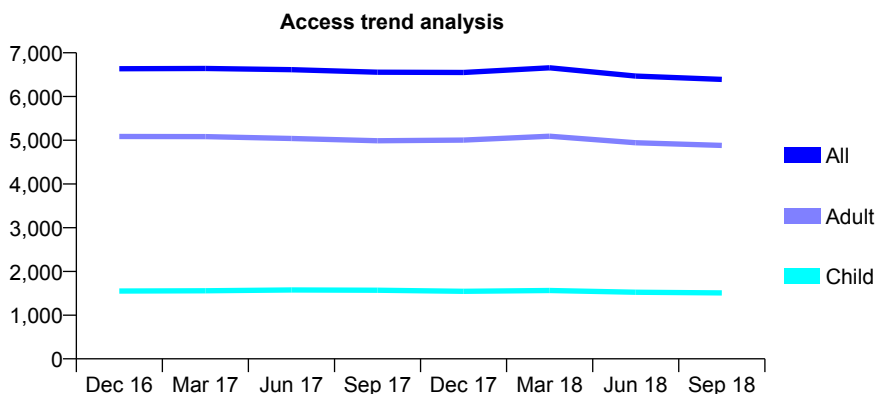
## Q70 - Vital Signs At a Glance Contract Report for 146447/0002 - September 2018

Name or company name	Dentapol Ltd
Contract type name	GDS Contract
Purpose of contract	General
Contract start date	01/01/2007
Contract end date	

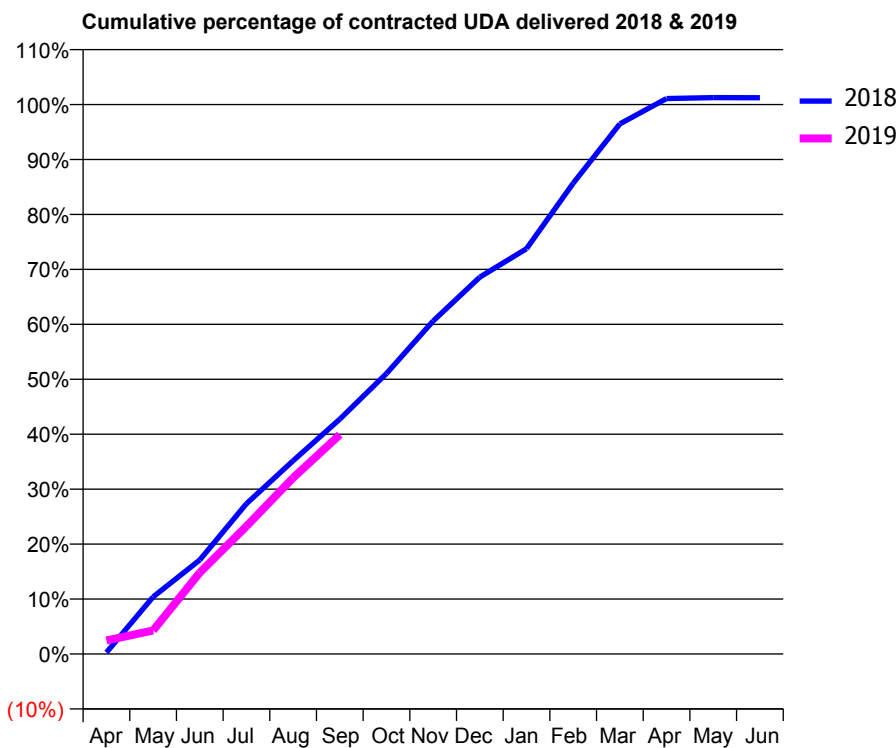
18/19 Contracted general activity (UDA)	24,000
Carry forward general activity (UDA)	0
18/19 Contracted orthodontic activity (UOA)	0
Carry forward orthodontic activity (UOA)	0
Baseline contract value	£589,976.02

### ACCESS\*

Patients seen in 24 months	Total	Change since previous quarter
Quarter ending September 2017	6,555	
Quarter ending December 2017	6,550	→
Quarter ending March 2018	6,656	→
Quarter ending June 2018	6,469	↓
Quarter ending September 2018	6,390	↓
<b>Variance since September 2017</b>	<b>(2.5%)</b>	<b>↓</b>



### ACTIVITY



Month	Adjusted Scheduled Activity (UDA)	
	2018	2019
April	69	592
May	2,495	1,030
June	4,106	3,557
July	6,565	5,585
August	8,442	7,695
September	10,258	9,577
October	12,248	
November	14,546	
December	16,461	
January	17,704	
February	20,563	
March	23,153	
April	24,258	
May	24,302	
June	24,294	

### QUALITY

	Quantity	Base Number	Contract	AT	Region	England
% of FP17s for the same patient ID Re-attending within 3 months - Children	103	1,049	9.8%	9.6%	11.1%	11.6%
% of FP17s for the same patient ID Re-attending within 3 months - Adults	551	3,036	18.1%	13.9%	15.3%	15.5%
% of FP17s for the same patient ID Re-attending between 3 & 9 months - Children	640	1,049	61.0%	61.8%	61.1%	58.8%
% of FP17s for the same patient ID Re-attending between 3 & 9 months - Adults	1,574	3,036	51.8%	53.1%	52.3%	51.1%
% of FP17s for Band 1 Urgent Courses	474	3,743	12.7%	9.9%	9.5%	9.0%
% of FP17s Relating to Free Repair or Replacements	43	3,743	1.1%	0.6%	0.7%	0.8%
% of FP17s Relating to Continuations	42	3,743	1.1%	0.9%	0.8%	0.9%
% of Patients satisfied with the dentistry they have received	4	4	N/A	92.6%	93.6%	93.3%
% of Patients satisfied with the time they had to wait for an appointment	4	4	N/A	89.8%	88.8%	88.9%

\* This is based on patients treated on this contract for their most recent course of treatment. Figures in italics indicate the base number of FP17s or Patient Questionnaire responses are less than 100. N/A is shown where the base number of responses is less than 10 during the period. % is calculated as Quantity/Base number\*100

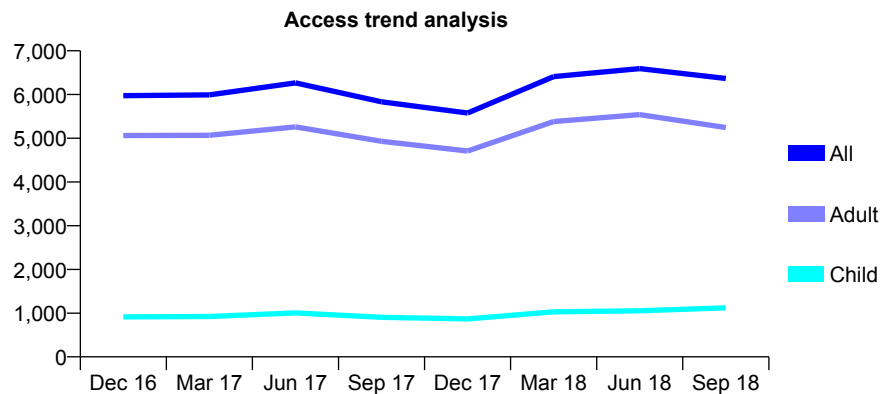
## Q70 - Vital Signs At a Glance Contract Report for 146447/0003 - September 2018

Name or company name	Dentapol Ltd
Contract type name	GDS Contract
Purpose of contract	General
Contract start date	01/01/2007
Contract end date	

18/19 Contracted general activity (UDA)	19,806
Carry forward general activity (UDA)	22
18/19 Contracted orthodontic activity (UOA)	0
Carry forward orthodontic activity (UOA)	0
Baseline contract value	£540,876.33

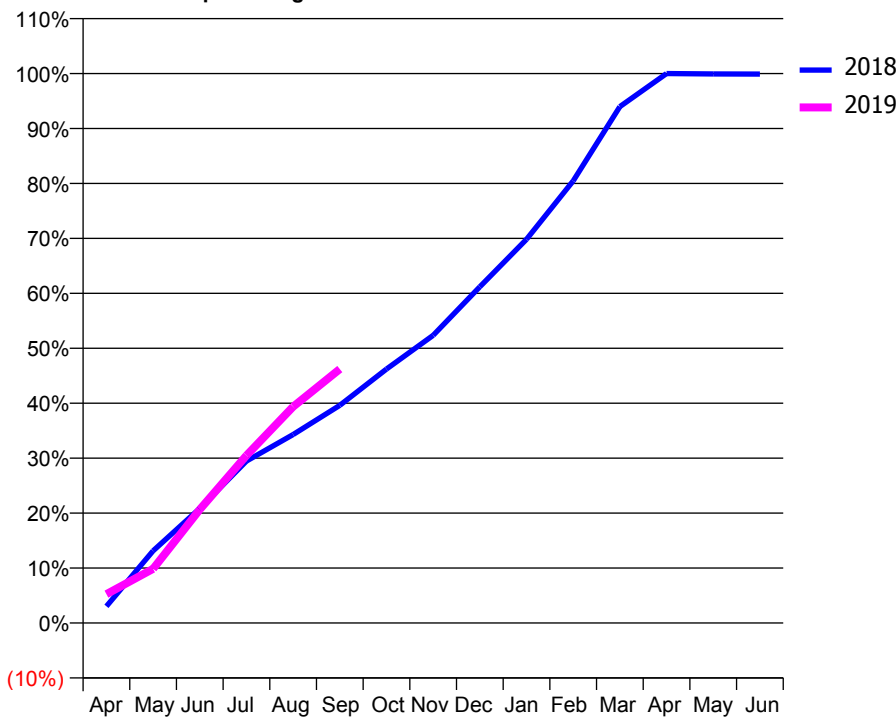
### ACCESS\*

Patients seen in 24 months	Total	Change since previous quarter
Quarter ending September 2017	5,833	
Quarter ending December 2017	5,576	↓
Quarter ending March 2018	6,411	↑
Quarter ending June 2018	6,593	↑
Quarter ending September 2018	6,366	↓
<b>Variance since September 2017</b>	<b>9.1%</b>	<b>↑</b>



### ACTIVITY

Cumulative percentage of contracted UDA delivered 2018 & 2019



Month	Adjusted Scheduled Activity (UDA)	
	2018	2019
April	601	1,039
May	2,603	1,954
June	4,132	4,091
July	5,839	6,041
August	6,795	7,796
September	7,848	9,153
October	9,155	
November	10,370	
December	12,118	
January	13,829	
February	15,936	
March	18,614	
April	19,802	
May	19,791	
June	19,784	

### QUALITY

	Quantity	Base Number	Contract	AT	Region	England
% of FP17s for the same patient ID Re-attending within 3 months - Children	44	934	4.7%	9.6%	11.1%	11.6%
% of FP17s for the same patient ID Re-attending within 3 months - Adults	374	4,010	9.3%	13.9%	15.3%	15.5%
% of FP17s for the same patient ID Re-attending between 3 & 9 months - Children	406	934	43.5%	61.8%	61.1%	58.8%
% of FP17s for the same patient ID Re-attending between 3 & 9 months - Adults	1,980	4,010	49.4%	53.1%	52.3%	51.1%
% of FP17s for Band 1 Urgent Courses	687	4,573	15.0%	9.9%	9.5%	9.0%
% of FP17s Relating to Free Repair or Replacements	24	4,573	0.5%	0.6%	0.7%	0.8%
% of FP17s Relating to Continuations	20	4,573	0.4%	0.9%	0.8%	0.9%
% of Patients satisfied with the dentistry they have received	5	5	N/A	92.6%	93.6%	93.3%
% of Patients satisfied with the time they had to wait for an appointment	5	5	N/A	89.8%	88.8%	88.9%

\* This is based on patients treated on this contract for their most recent course of treatment. Figures in italics indicate the base number of FP17s or Patient Questionnaire responses are less than 100. N/A is shown where the base number of responses is less than 10 during the period. % is calculated as Quantity/Base number\*100



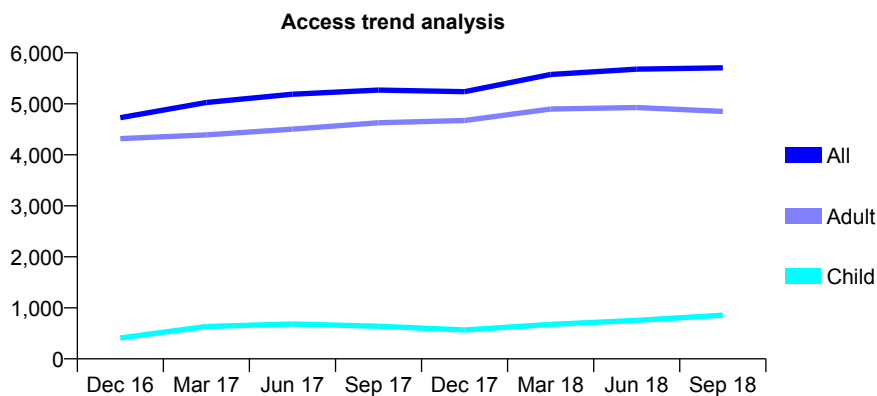
## Q70 - Vital Signs At a Glance Contract Report for 146447/0004 - September 2018

Name or company name	Dentapol Ltd
Contract type name	GDS Contract
Purpose of contract	General
Contract start date	01/01/2007
Contract end date	

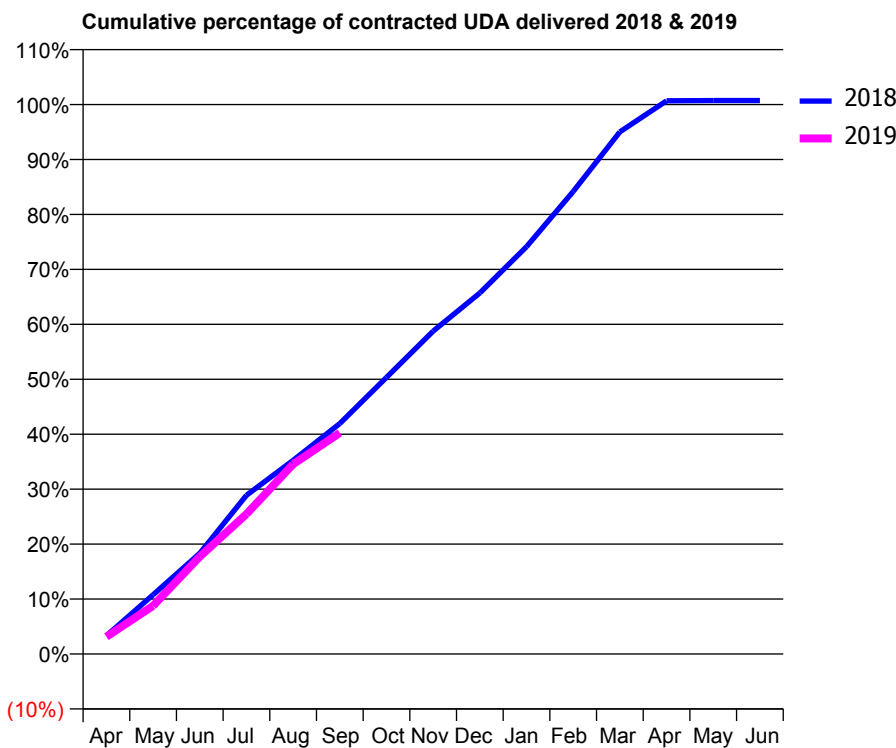
18/19 Contracted general activity (UDA)	18,910
Carry forward general activity (UDA)	0
18/19 Contracted orthodontic activity (UOA)	0
Carry forward orthodontic activity (UOA)	0
Baseline contract value	£536,769.21

### ACCESS\*

Patients seen in 24 months	Total	Change since previous quarter
Quarter ending September 2017	5,268	
Quarter ending December 2017	5,237	→
Quarter ending March 2018	5,575	↑
Quarter ending June 2018	5,680	→
Quarter ending September 2018	5,706	→
<b>Variance since September 2017</b>	<b>8.3%</b>	<b>↑</b>



### ACTIVITY



Adjusted Scheduled Activity (UDA)		
Month	2018	2019
April	629	595
May	2,039	1,661
June	3,468	3,353
July	5,463	4,815
August	6,665	6,533
September	7,932	7,611
October	9,521	
November	11,113	
December	12,424	
January	14,018	
February	15,916	
March	17,967	
April	19,036	
May	19,045	
June	19,045	

### QUALITY

	Quantity	Base Number	Contract	AT	Region	England
% of FP17s for the same patient ID Re-attending within 3 months - Children	55	646	8.5%	9.6%	11.1%	11.6%
% of FP17s for the same patient ID Re-attending within 3 months - Adults	649	3,619	17.9%	13.9%	15.3%	15.5%
% of FP17s for the same patient ID Re-attending between 3 & 9 months - Children	196	646	30.3%	61.8%	61.1%	58.8%
% of FP17s for the same patient ID Re-attending between 3 & 9 months - Adults	1,976	3,619	54.6%	53.1%	52.3%	51.1%
% of FP17s for Band 1 Urgent Courses	498	3,907	12.7%	9.9%	9.5%	9.0%
% of FP17s Relating to Free Repair or Replacements	51	3,907	1.3%	0.6%	0.7%	0.8%
% of FP17s Relating to Continuations	50	3,907	1.3%	0.9%	0.8%	0.9%
% of Patients satisfied with the dentistry they have received	3	3	N/A	92.6%	93.6%	93.3%
% of Patients satisfied with the time they had to wait for an appointment	3	3	N/A	89.8%	88.8%	88.9%

\* This is based on patients treated on this contract for their most recent course of treatment. Figures in italics indicate the base number of FP17s or Patient Questionnaire responses are less than 100. N/A is shown where the base number of responses is less than 10 during the period. % is calculated as Quantity/Base number\*100

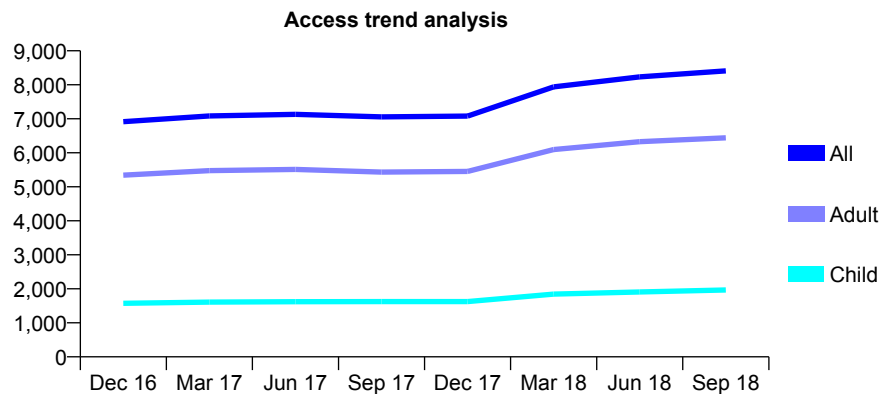
## Q70 - Vital Signs At a Glance Contract Report for 146447/0005 - September 2018

Name or company name	Dr Patrycja Drozdziel
Contract type name	GDS Contract
Purpose of contract	General
Contract start date	01/01/2009
Contract end date	

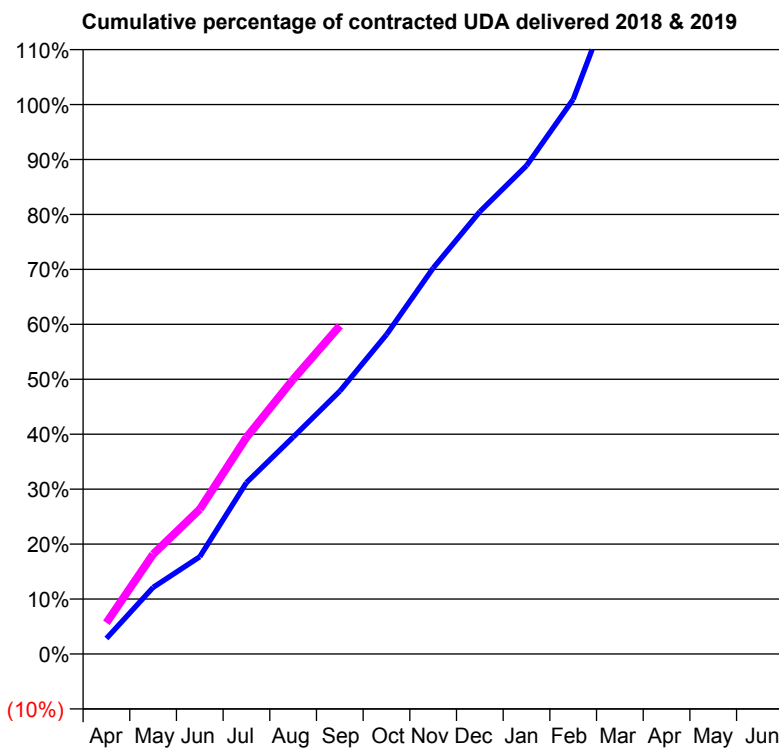
18/19 Contracted general activity (UDA)	21,000
Carry forward general activity (UDA)	0
18/19 Contracted orthodontic activity (UOA)	0
Carry forward orthodontic activity (UOA)	0
Baseline contract value	£456,537.78

### ACCESS\*

Patients seen in 24 months	Total	Change since previous quarter
Quarter ending September 2017	7,057	
Quarter ending December 2017	7,079	→
Quarter ending March 2018	7,940	↑
Quarter ending June 2018	8,235	↑
Quarter ending September 2018	8,408	↑
<b>Variance since September 2017</b>	<b>19.1%</b>	<b>↑</b>



### ACTIVITY



Month	Adjusted Scheduled Activity (UDA)	
	2018	2019
April	592	1,197
May	2,544	3,814
June	3,717	5,532
July	6,551	8,279
August	8,289	10,495
September	10,047	12,541
October	12,208	
November	14,751	
December	16,907	
January	18,664	
February	21,198	
March	25,872	
April	26,828	
May	26,832	
June	26,832	

### QUALITY

	Quantity	Base Number	Contract	AT	Region	England
% of FP17s for the same patient ID Re-attending within 3 months - Children	77	1,556	4.9%	9.6%	11.1%	11.6%
% of FP17s for the same patient ID Re-attending within 3 months - Adults	534	5,019	10.6%	13.9%	15.3%	15.5%
% of FP17s for the same patient ID Re-attending between 3 & 9 months - Children	1,024	1,556	65.8%	61.8%	61.1%	58.8%
% of FP17s for the same patient ID Re-attending between 3 & 9 months - Adults	3,146	5,019	62.7%	53.1%	52.3%	51.1%
% of FP17s for Band 1 Urgent Courses	407	6,203	6.6%	9.9%	9.5%	9.0%
% of FP17s Relating to Free Repair or Replacements	57	6,203	0.9%	0.6%	0.7%	0.8%
% of FP17s Relating to Continuations	50	6,203	0.8%	0.9%	0.8%	0.9%
% of Patients satisfied with the dentistry they have received	9	9	N/A	92.6%	93.6%	93.3%
% of Patients satisfied with the time they had to wait for an appointment	9	9	N/A	89.8%	88.8%	88.9%

\* This is based on patients treated on this contract for their most recent course of treatment. Figures in italics indicate the base number of FP17s or Patient Questionnaire responses are less than 100. N/A is shown where the base number of responses is less than 10 during the period. % is calculated as Quantity/Base number\*100

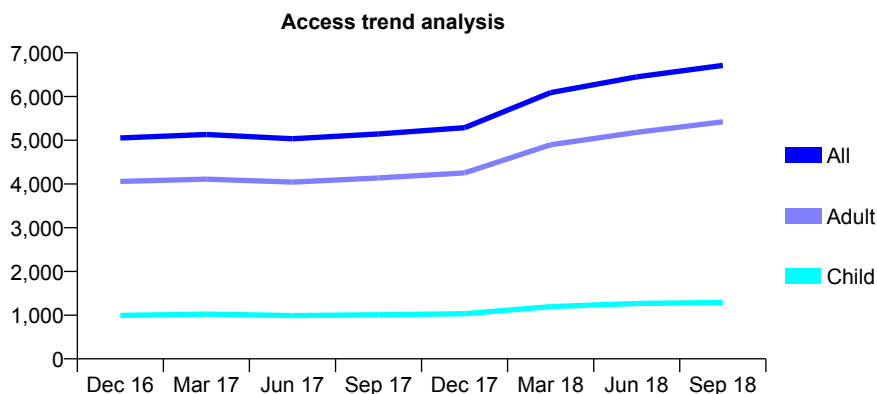
## Q70 - Vital Signs At a Glance Contract Report for 146447/0006 - September 2018

Name or company name	Dentapol Ltd
Contract type name	PDS Plus Contract
Purpose of contract	General
Contract start date	01/12/2010
Contract end date	30/11/2020

18/19 Contracted general activity (UDA)	13,000
Carry forward general activity (UDA)	0
18/19 Contracted orthodontic activity (UOA)	0
Carry forward orthodontic activity (UOA)	0
Baseline contract value	£220,271.17

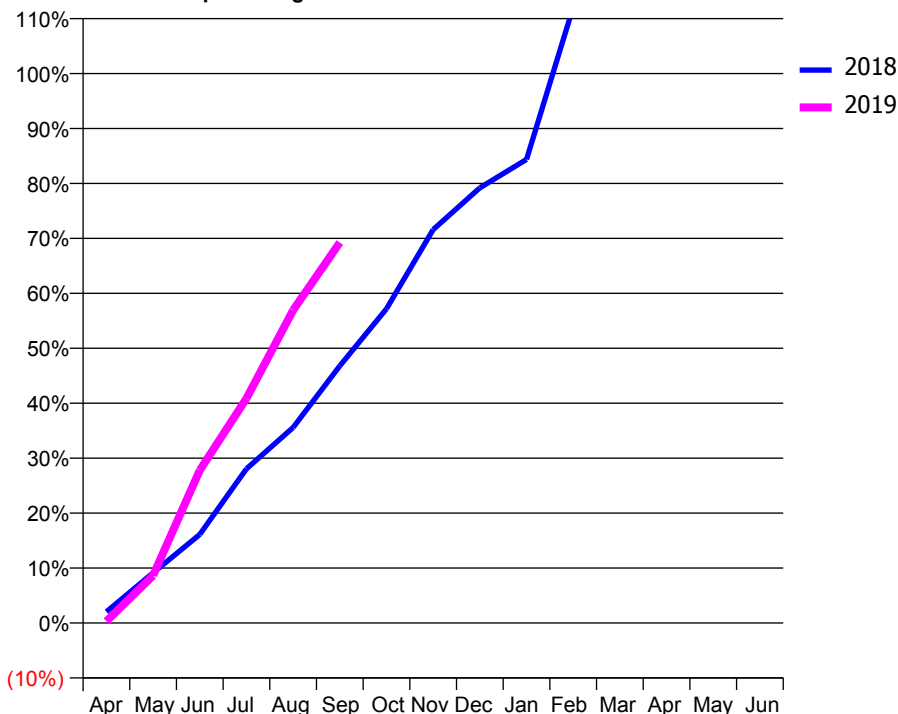
### ACCESS\*

Patients seen in 24 months	Total	Change since previous quarter
Quarter ending September 2017	5,143	
Quarter ending December 2017	5,286	↑
Quarter ending March 2018	6,089	↑
Quarter ending June 2018	6,448	↑
Quarter ending September 2018	6,711	↑
<b>Variance since September 2017</b>	<b>30.5%</b>	<b>↑</b>



### ACTIVITY

Cumulative percentage of contracted UDA delivered 2018 & 2019



Month	Adjusted Scheduled Activity (UDA)	
	2018	2019
April	267	43
May	1,189	1,123
June	2,098	3,614
July	3,648	5,314
August	4,627	7,404
September	6,083	9,002
October	7,434	
November	9,308	
December	10,296	
January	10,967	
February	14,568	
March	16,557	
April	17,394	
May	17,418	
June	17,416	

### QUALITY

	Quantity	Base Number	Contract	AT	Region	England
% of FP17s for the same patient ID Re-attending within 3 months - Children	54	965	5.6%	9.6%	11.1%	11.6%
% of FP17s for the same patient ID Re-attending within 3 months - Adults	459	4,040	11.4%	13.9%	15.3%	15.5%
% of FP17s for the same patient ID Re-attending between 3 & 9 months - Children	583	965	60.4%	61.8%	61.1%	58.8%
% of FP17s for the same patient ID Re-attending between 3 & 9 months - Adults	2,068	4,040	51.2%	53.1%	52.3%	51.1%
% of FP17s for Band 1 Urgent Courses	294	4,590	6.4%	9.9%	9.5%	9.0%
% of FP17s Relating to Free Repair or Replacements	29	4,590	0.6%	0.6%	0.7%	0.8%
% of FP17s Relating to Continuations	27	4,590	0.6%	0.9%	0.8%	0.9%
% of Patients satisfied with the dentistry they have received	4	5	N/A	92.6%	93.6%	93.3%
% of Patients satisfied with the time they had to wait for an appointment	4	5	N/A	89.8%	88.8%	88.9%

\* This is based on patients treated on this contract for their most recent course of treatment. Figures in italics indicate the base number of FP17s or Patient Questionnaire responses are less than 100. N/A is shown where the base number of responses is less than 10 during the period. % is calculated as Quantity/Base number\*100

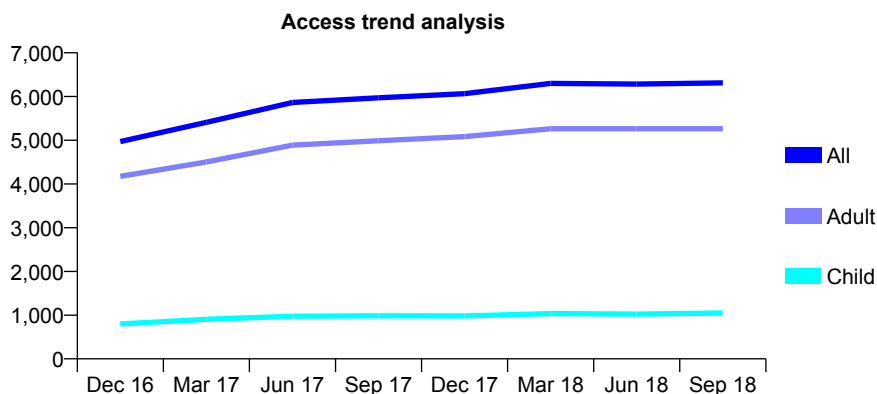
## Q70 - Vital Signs At a Glance Contract Report for 146447/0007 - September 2018

Name or company name	Dentapol Ltd
Contract type name	PDS Plus Contract
Purpose of contract	General
Contract start date	01/12/2010
Contract end date	30/11/2020

18/19 Contracted general activity (UDA)	16,400
Carry forward general activity (UDA)	0
18/19 Contracted orthodontic activity (UOA)	0
Carry forward orthodontic activity (UOA)	0
Baseline contract value	£279,693.36

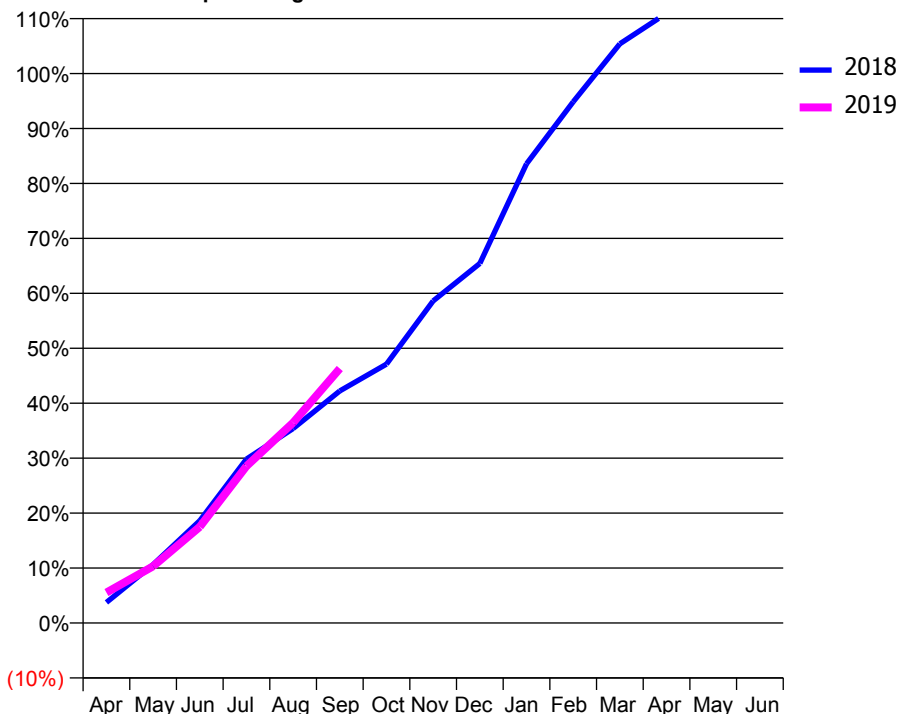
### ACCESS\*

Patients seen in 24 months	Total	Change since previous quarter
Quarter ending September 2017	5,972	
Quarter ending December 2017	6,064	→
Quarter ending March 2018	6,299	↑
Quarter ending June 2018	6,286	→
Quarter ending September 2018	6,311	→
<b>Variance since September 2017</b>	<b>5.7%</b>	<b>↑</b>



### ACTIVITY

Cumulative percentage of contracted UDA delivered 2018 & 2019



Adjusted Scheduled Activity (UDA)		
Month	2018	2019
April	616	911
May	1,743	1,693
June	3,055	2,870
July	4,892	4,683
August	5,804	5,981
September	6,925	7,595
October	7,728	
November	9,611	
December	10,731	
January	13,706	
February	15,554	
March	17,287	
April	18,199	
May	18,186	
June	18,186	

### QUALITY

	Quantity	Base Number	Contract	AT	Region	England
% of FP17s for the same patient ID Re-attending within 3 months - Children	44	707	6.2%	9.6%	11.1%	11.6%
% of FP17s for the same patient ID Re-attending within 3 months - Adults	441	3,265	13.5%	13.9%	15.3%	15.5%
% of FP17s for the same patient ID Re-attending between 3 & 9 months - Children	419	707	59.3%	61.8%	61.1%	58.8%
% of FP17s for the same patient ID Re-attending between 3 & 9 months - Adults	1,783	3,265	54.6%	53.1%	52.3%	51.1%
% of FP17s for Band 1 Urgent Courses	331	3,582	9.2%	9.9%	9.5%	9.0%
% of FP17s Relating to Free Repair or Replacements	24	3,582	0.7%	0.6%	0.7%	0.8%
% of FP17s Relating to Continuations	16	3,582	0.4%	0.9%	0.8%	0.9%
% of Patients satisfied with the dentistry they have received	6	6	N/A	92.6%	93.6%	93.3%
% of Patients satisfied with the time they had to wait for an appointment	6	6	N/A	89.8%	88.8%	88.9%

\* This is based on patients treated on this contract for their most recent course of treatment. Figures in italics indicate the base number of FP17s or Patient Questionnaire responses are less than 100. N/A is shown where the base number of responses is less than 10 during the period. % is calculated as Quantity/Base number\*100

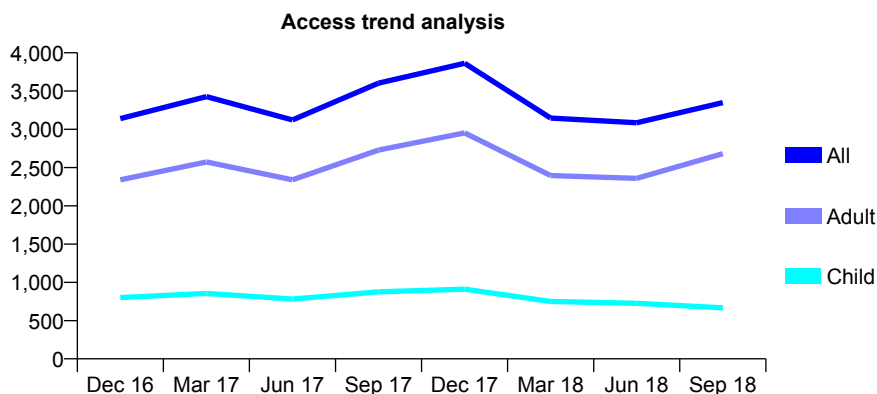
## Q70 - Vital Signs At a Glance Contract Report for 146447/0008 - September 2018

Name or company name	Dentapol Ltd
Contract type name	PDS Plus Contract
Purpose of contract	General
Contract start date	01/02/2011
Contract end date	30/11/2020

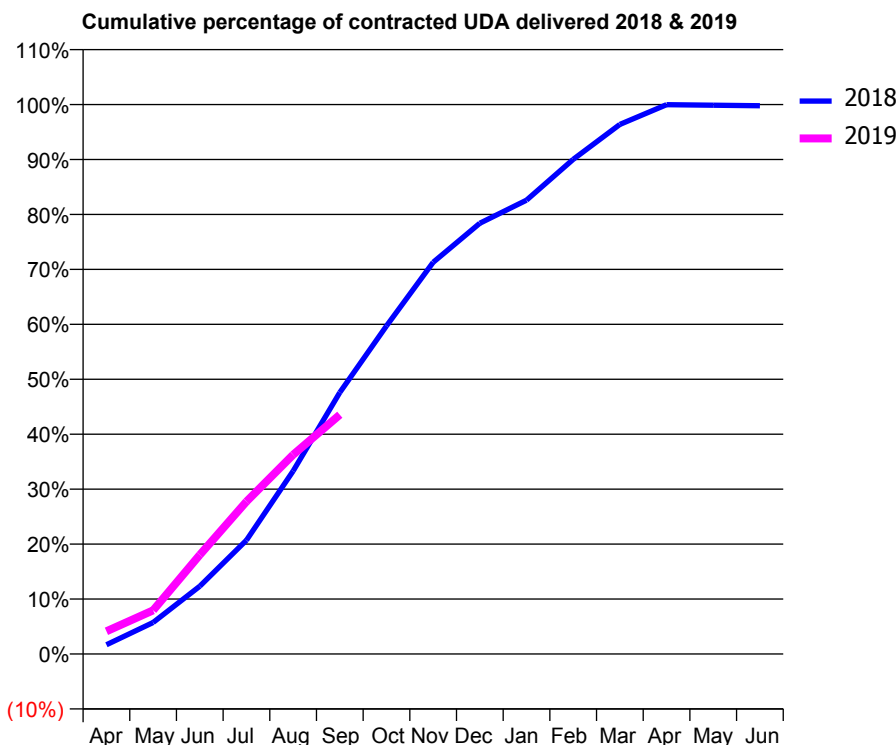
18/19 Contracted general activity (UDA)	9,000
Carry forward general activity (UDA)	19
18/19 Contracted orthodontic activity (UOA)	0
Carry forward orthodontic activity (UOA)	0
Baseline contract value	£152,495.42

### ACCESS\*

Patients seen in 24 months	Total	Change since previous quarter
Quarter ending September 2017	3,604	
Quarter ending December 2017	3,863	↑
Quarter ending March 2018	3,146	↓
Quarter ending June 2018	3,085	↓
Quarter ending September 2018	3,349	↑
<b>Variance since September 2017</b>	<b>(7.1%)</b>	<b>↓</b>



### ACTIVITY



Month	Adjusted Scheduled Activity (UDA)	
	2018	2019
April	151	373
May	516	715
June	1,110	1,623
July	1,863	2,497
August	2,997	3,263
September	4,284	3,920
October	5,375	
November	6,416	
December	7,054	
January	7,434	
February	8,102	
March	8,674	
April	8,997	
May	8,987	
June	8,980	

### QUALITY

	Quantity	Base Number	Contract	AT	Region	England
% of FP17s for the same patient ID Re-attending within 3 months - Children	4	475	0.8%	9.6%	11.1%	11.6%
% of FP17s for the same patient ID Re-attending within 3 months - Adults	46	1,802	2.6%	13.9%	15.3%	15.5%
% of FP17s for the same patient ID Re-attending between 3 & 9 months - Children	167	475	35.2%	61.8%	61.1%	58.8%
% of FP17s for the same patient ID Re-attending between 3 & 9 months - Adults	358	1,802	19.9%	53.1%	52.3%	51.1%
% of FP17s for Band 1 Urgent Courses	233	2,143	10.9%	9.9%	9.5%	9.0%
% of FP17s Relating to Free Repair or Replacements	9	2,143	0.4%	0.6%	0.7%	0.8%
% of FP17s Relating to Continuations	1	2,143	0.0%	0.9%	0.8%	0.9%
% of Patients satisfied with the dentistry they have received	0	2	N/A	92.6%	93.6%	93.3%
% of Patients satisfied with the time they had to wait for an appointment	1	2	N/A	89.8%	88.8%	88.9%

\* This is based on patients treated on this contract for their most recent course of treatment. Figures in italics indicate the base number of FP17s or Patient Questionnaire responses are less than 100. N/A is shown where the base number of responses is less than 10 during the period. % is calculated as Quantity/Base number\*100

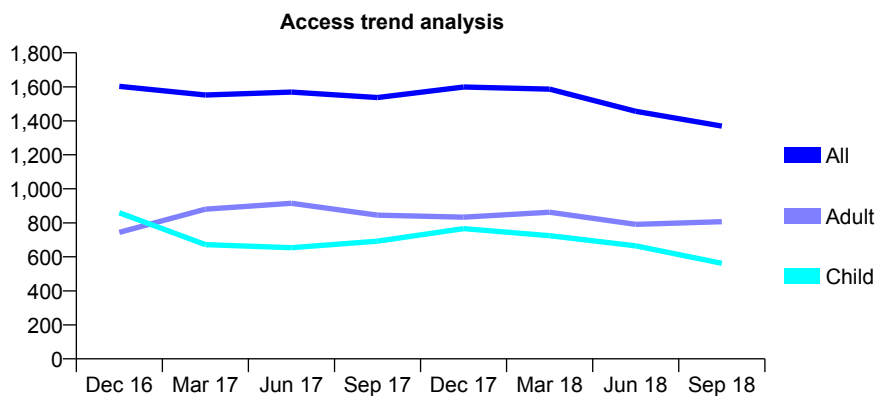
## Q70 - Vital Signs At a Glance Contract Report for 146447/0009 - September 2018

Name or company name	Dentapol Ltd
Contract type name	PDS Plus Contract
Purpose of contract	General
Contract start date	01/02/2011
Contract end date	30/11/2020

18/19 Contracted general activity (UDA)	3,000
Carry forward general activity (UDA)	0
18/19 Contracted orthodontic activity (UOA)	0
Carry forward orthodontic activity (UOA)	0
Baseline contract value	£50,831.80

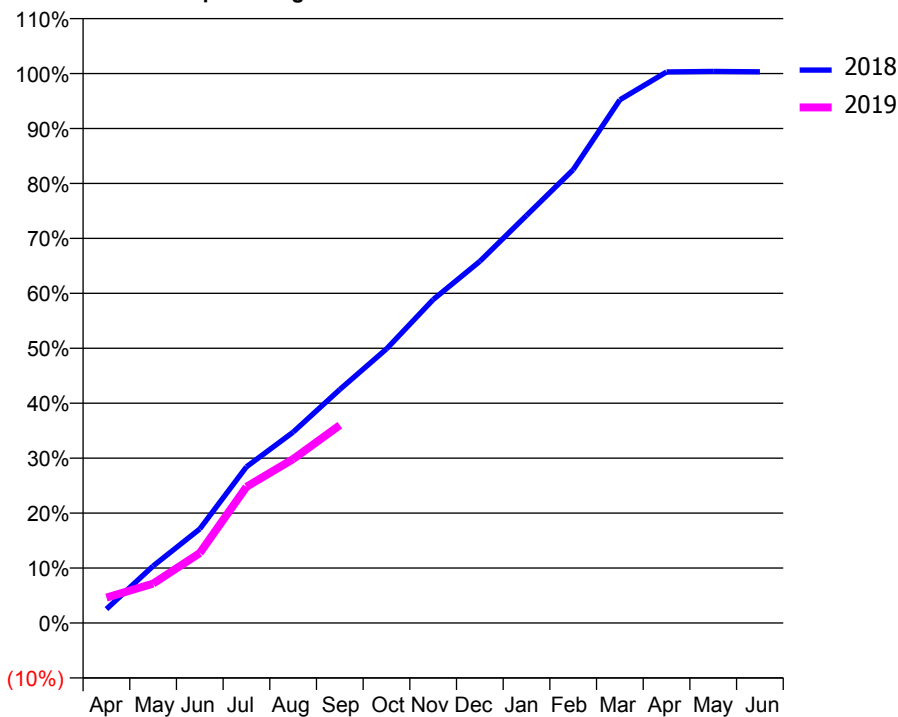
### ACCESS\*

Patients seen in 24 months	Total	Change since previous quarter
Quarter ending September 2017	1,537	
Quarter ending December 2017	1,599	↑
Quarter ending March 2018	1,586	→
Quarter ending June 2018	1,456	↓
Quarter ending September 2018	1,369	↓
<b>Variance since September 2017</b>	<b>(10.9%)</b>	<b>↓</b>



### ACTIVITY

Cumulative percentage of contracted UDA delivered 2018 & 2019



Adjusted Scheduled Activity (UDA)

Month	2018	2019
April	76	139
May	311	215
June	513	382
July	853	743
August	1,042	895
September	1,275	1,080
October	1,497	
November	1,766	
December	1,975	
January	2,225	
February	2,475	
March	2,856	
April	3,008	
May	3,011	
June	3,009	

### QUALITY

	Quantity	Base Number	Contract	AT	Region	England
% of FP17s for the same patient ID Re-attending within 3 months - Children	4	357	1.1%	9.6%	11.1%	11.6%
% of FP17s for the same patient ID Re-attending within 3 months - Adults	5	537	0.9%	13.9%	15.3%	15.5%
% of FP17s for the same patient ID Re-attending between 3 & 9 months - Children	196	357	54.9%	61.8%	61.1%	58.8%
% of FP17s for the same patient ID Re-attending between 3 & 9 months - Adults	103	537	19.2%	53.1%	52.3%	51.1%
% of FP17s for Band 1 Urgent Courses	25	814	3.1%	9.9%	9.5%	9.0%
% of FP17s Relating to Free Repair or Replacements	3	814	0.4%	0.6%	0.7%	0.8%
% of FP17s Relating to Continuations	4	814	0.5%	0.9%	0.8%	0.9%
% of Patients satisfied with the dentistry they have received	2	2	N/A	92.6%	93.6%	93.3%
% of Patients satisfied with the time they had to wait for an appointment	2	2	N/A	89.8%	88.8%	88.9%

\* This is based on patients treated on this contract for their most recent course of treatment. Figures in italics indicate the base number of FP17s or Patient Questionnaire responses are less than 100. N/A is shown where the base number of responses is less than 10 during the period. % is calculated as Quantity/Base number\*100

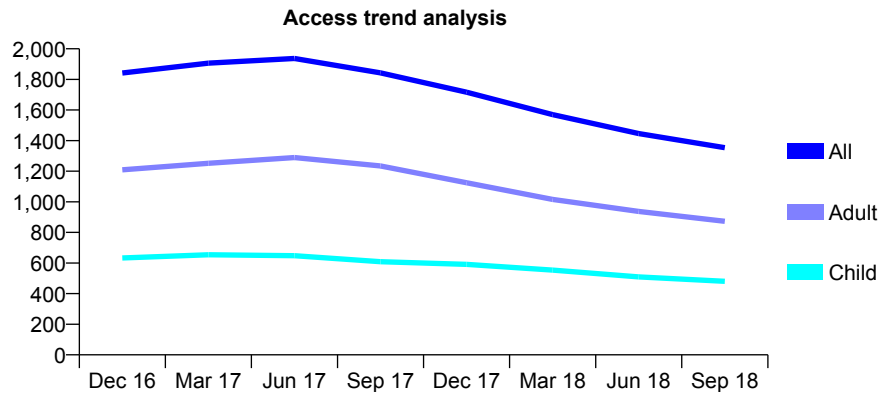
## Q70 - Vital Signs At a Glance Contract Report for 147133/0001 - September 2018

Name or company name	Royal Terrace Dental Practice
Contract type name	GDS Contract
Purpose of contract	General
Contract start date	01/04/2015
Contract end date	

18/19 Contracted general activity (UDA)	2,883
Carry forward general activity (UDA)	0
18/19 Contracted orthodontic activity (UOA)	0
Carry forward orthodontic activity (UOA)	0
Baseline contract value	£67,894.36

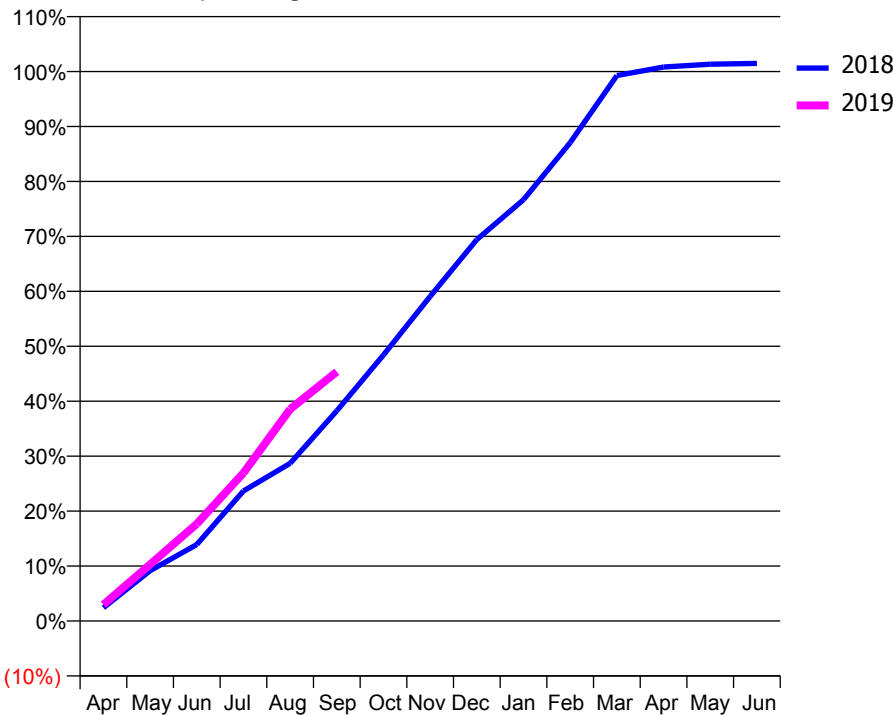
### ACCESS\*

Patients seen in 24 months	Total	Change since previous quarter
Quarter ending September 2017	1,843	
Quarter ending December 2017	1,716	↓
Quarter ending March 2018	1,570	↓
Quarter ending June 2018	1,446	↓
Quarter ending September 2018	1,354	↓
<b>Variance since September 2017</b>	<b>(26.5%)</b>	<b>↓</b>



### ACTIVITY

Cumulative percentage of contracted UDA delivered 2018 & 2019



Adjusted Scheduled Activity (UDA)		
Month	2018	2019
April	69	86
May	264	297
June	401	510
July	683	777
August	828	1,111
September	1,103	1,308
October	1,396	
November	1,703	
December	2,001	
January	2,210	
February	2,510	
March	2,862	
April	2,906	
May	2,921	
June	2,925	

### QUALITY

	Quantity	Base Number	Contract	AT	Region	England
% of FP17s for the same patient ID Re-attending within 3 months - Children	10	269	3.7%	9.6%	11.1%	11.6%
% of FP17s for the same patient ID Re-attending within 3 months - Adults	76	458	16.6%	13.9%	15.3%	15.5%
% of FP17s for the same patient ID Re-attending between 3 & 9 months - Children	102	269	37.9%	61.8%	61.1%	58.8%
% of FP17s for the same patient ID Re-attending between 3 & 9 months - Adults	175	458	38.2%	53.1%	52.3%	51.1%
% of FP17s for Band 1 Urgent Courses	66	693	9.5%	9.9%	9.5%	9.0%
% of FP17s Relating to Free Repair or Replacements	12	693	1.7%	0.6%	0.7%	0.8%
% of FP17s Relating to Continuations	1	693	0.1%	0.9%	0.8%	0.9%
% of Patients satisfied with the dentistry they have received	1	2	N/A	92.6%	93.6%	93.3%
% of Patients satisfied with the time they had to wait for an appointment	2	2	N/A	89.8%	88.8%	88.9%

\* This is based on patients treated on this contract for their most recent course of treatment. Figures in italics indicate the base number of FP17s or Patient Questionnaire responses are less than 100. N/A is shown where the base number of responses is less than 10 during the period. % is calculated as Quantity/Base number\*100



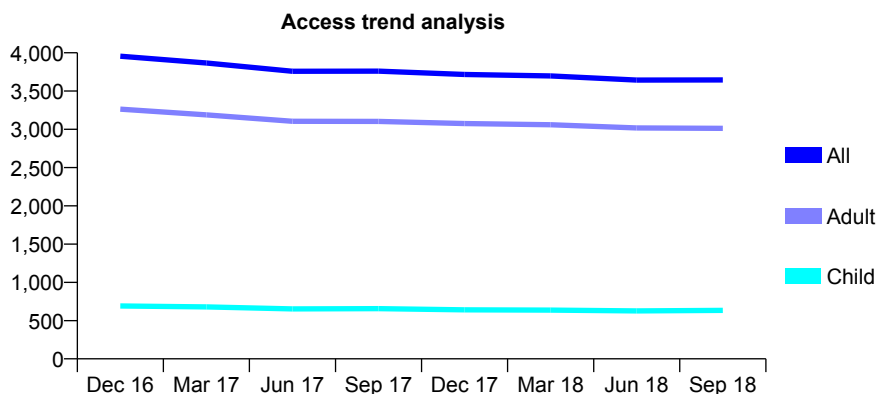
## Q70 - Vital Signs At a Glance Contract Report for 147435/0001 - September 2018

Name or company name	Fieldream Ltd
Contract type name	GDS Contract
Purpose of contract	General
Contract start date	01/08/2007
Contract end date	

18/19 Contracted general activity (UDA)	13,238
Carry forward general activity (UDA)	0
18/19 Contracted orthodontic activity (UOA)	0
Carry forward orthodontic activity (UOA)	0
Baseline contract value	£291,859.01

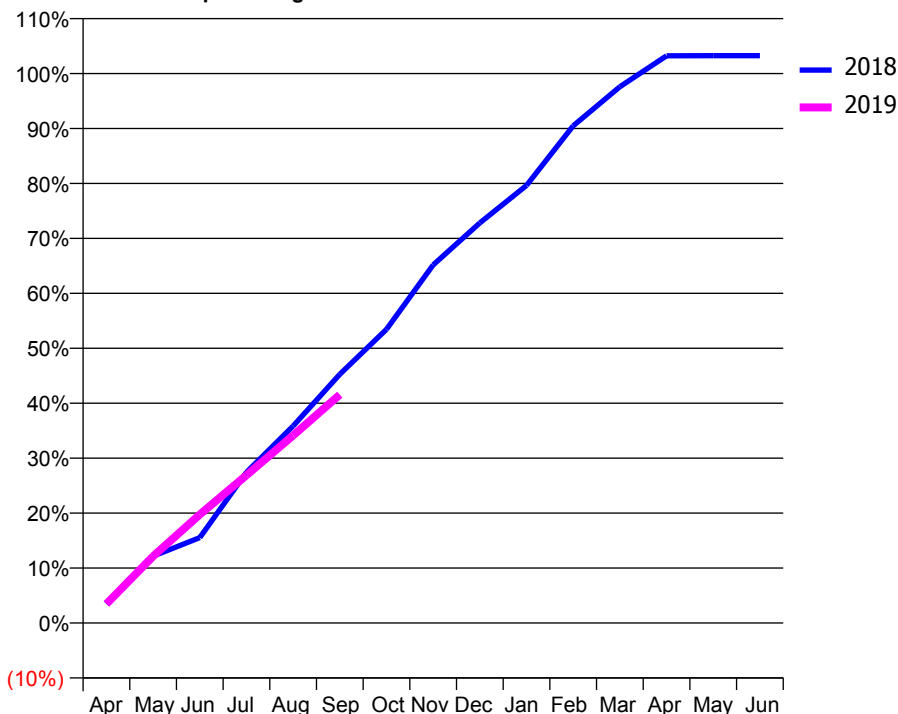
### ACCESS\*

Patients seen in 24 months	Total	Change since previous quarter
Quarter ending September 2017	3,760	
Quarter ending December 2017	3,716	↓
Quarter ending March 2018	3,697	→
Quarter ending June 2018	3,644	↓
Quarter ending September 2018	3,646	→
<b>Variance since September 2017</b>	<b>(3.0%)</b>	<b>↓</b>



### ACTIVITY

Cumulative percentage of contracted UDA delivered 2018 & 2019



Adjusted Scheduled Activity (UDA)

Month	2018	2019
April	459	461
May	1,611	1,608
June	2,056	2,613
July	3,632	3,562
August	4,747	4,518
September	5,993	5,501
October	7,077	
November	8,628	
December	9,638	
January	10,543	
February	11,979	
March	12,917	
April	13,664	
May	13,666	
June	13,666	

### QUALITY

	Quantity	Base Number	Contract	AT	Region	England
% of FP17s for the same patient ID Re-attending within 3 months - Children	29	499	5.8%	9.6%	11.1%	11.6%
% of FP17s for the same patient ID Re-attending within 3 months - Adults	265	2,184	12.1%	13.9%	15.3%	15.5%
% of FP17s for the same patient ID Re-attending between 3 & 9 months - Children	351	499	70.3%	61.8%	61.1%	58.8%
% of FP17s for the same patient ID Re-attending between 3 & 9 months - Adults	1,462	2,184	66.9%	53.1%	52.3%	51.1%
% of FP17s for Band 1 Urgent Courses	75	2,386	3.1%	9.9%	9.5%	9.0%
% of FP17s Relating to Free Repair or Replacements	20	2,386	0.8%	0.6%	0.7%	0.8%
% of FP17s Relating to Continuations	24	2,386	1.0%	0.9%	0.8%	0.9%
% of Patients satisfied with the dentistry they have received	2	3	N/A	92.6%	93.6%	93.3%
% of Patients satisfied with the time they had to wait for an appointment	3	3	N/A	89.8%	88.8%	88.9%

\* This is based on patients treated on this contract for their most recent course of treatment. Figures in italics indicate the base number of FP17s or Patient Questionnaire responses are less than 100. N/A is shown where the base number of responses is less than 10 during the period. % is calculated as Quantity/Base number\*100

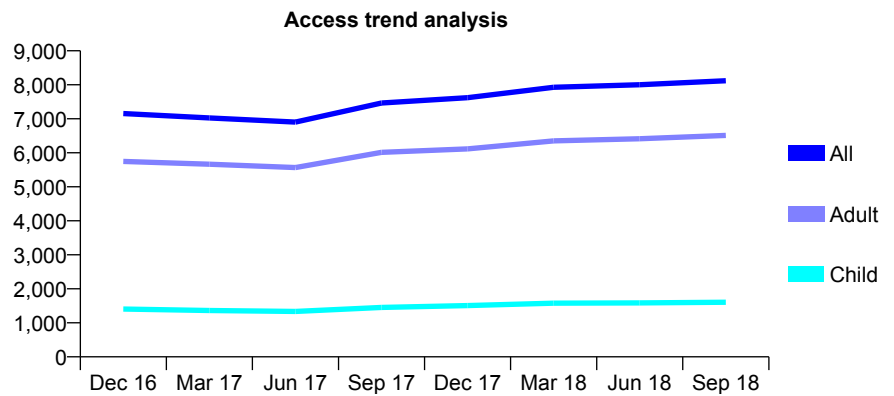
## Q70 - Vital Signs At a Glance Contract Report for 149802/0001 - September 2018

Name or company name	Dental Care Centre
Contract type name	GDS Contract
Purpose of contract	General
Contract start date	01/11/2009
Contract end date	

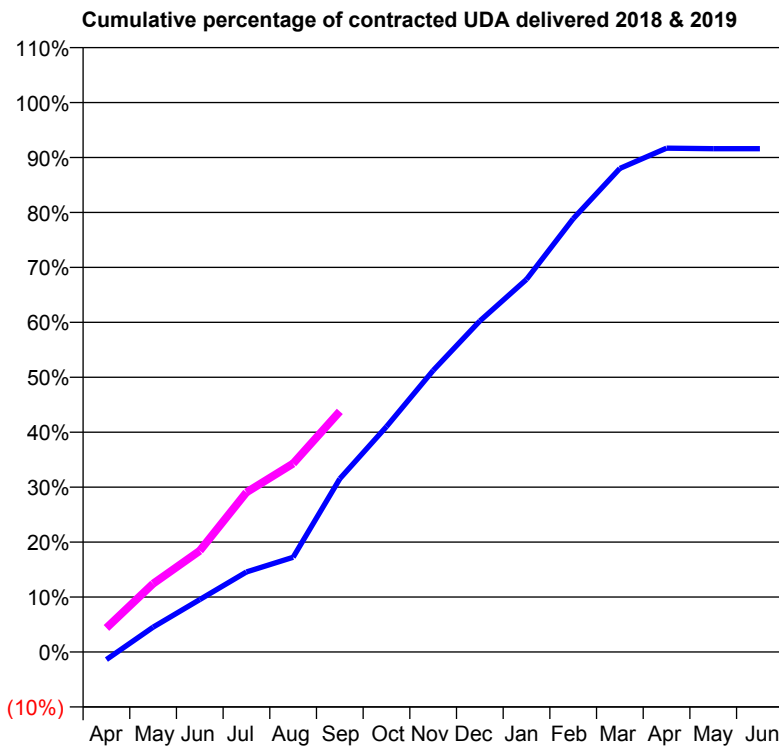
18/19 Contracted general activity (UDA)	23,000
Carry forward general activity (UDA)	0
18/19 Contracted orthodontic activity (UOA)	0
Carry forward orthodontic activity (UOA)	0
Baseline contract value	£577,584.57

### ACCESS\*

Patients seen in 24 months	Total	Change since previous quarter
Quarter ending September 2017	7,466	
Quarter ending December 2017	7,622	↑
Quarter ending March 2018	7,928	↑
Quarter ending June 2018	8,001	→
Quarter ending September 2018	8,119	→
<b>Variance since September 2017</b>	<b>8.7%</b>	<b>↑</b>



### ACTIVITY



Month	Adjusted Scheduled Activity (UDA)	
	2018	2019
April	-320	1,006
May	1,042	2,861
June	2,194	4,241
July	3,350	6,685
August	3,967	7,887
September	7,252	10,074
October	9,437	
November	11,785	
December	13,856	
January	15,598	
February	18,136	
March	20,243	
April	21,089	
May	21,065	
June	21,066	

### QUALITY

	Quantity	Base Number	Contract	AT	Region	England
% of FP17s for the same patient ID Re-attending within 3 months - Children	41	1,142	3.6%	9.6%	11.1%	11.6%
% of FP17s for the same patient ID Re-attending within 3 months - Adults	325	4,201	7.7%	13.9%	15.3%	15.5%
% of FP17s for the same patient ID Re-attending between 3 & 9 months - Children	762	1,142	66.7%	61.8%	61.1%	58.8%
% of FP17s for the same patient ID Re-attending between 3 & 9 months - Adults	2,516	4,201	59.9%	53.1%	52.3%	51.1%
% of FP17s for Band 1 Urgent Courses	258	5,031	5.1%	9.9%	9.5%	9.0%
% of FP17s Relating to Free Repair or Replacements	20	5,031	0.4%	0.6%	0.7%	0.8%
% of FP17s Relating to Continuations	12	5,031	0.2%	0.9%	0.8%	0.9%
% of Patients satisfied with the dentistry they have received	5	5	N/A	92.6%	93.6%	93.3%
% of Patients satisfied with the time they had to wait for an appointment	5	5	N/A	89.8%	88.8%	88.9%

\* This is based on patients treated on this contract for their most recent course of treatment. Figures in italics indicate the base number of FP17s or Patient Questionnaire responses are less than 100. N/A is shown where the base number of responses is less than 10 during the period. % is calculated as Quantity/Base number\*100

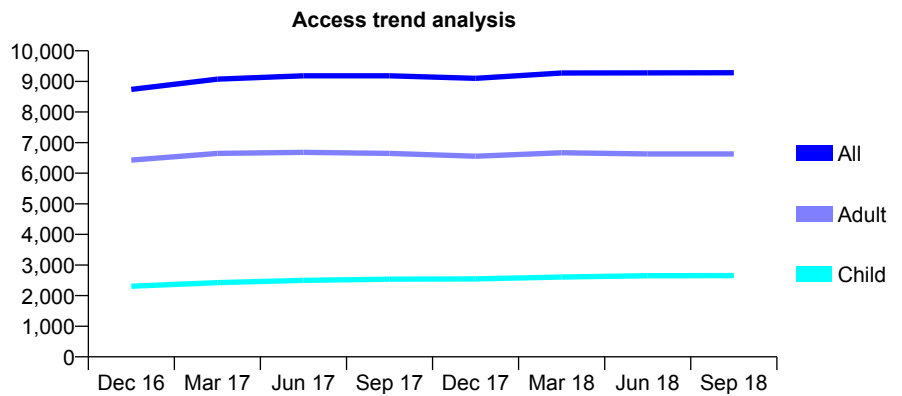
## Q70 - Vital Signs At a Glance Contract Report for 149802/0003 - September 2018

Name or company name	Dental Care Centre
Contract type name	GDS Contract
Purpose of contract	General
Contract start date	15/06/2010
Contract end date	

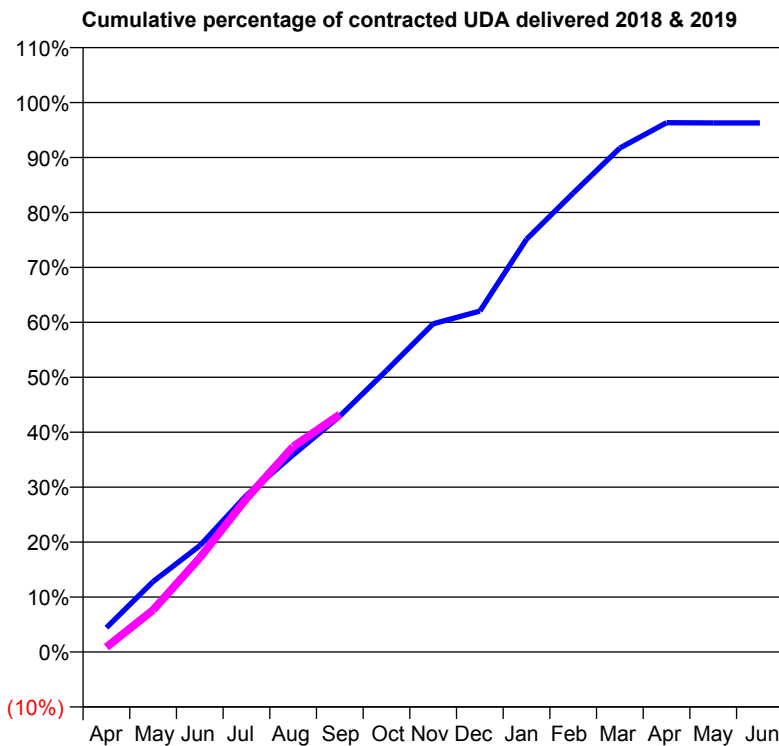
18/19 Contracted general activity (UDA)	23,000
Carry forward general activity (UDA)	856
18/19 Contracted orthodontic activity (UOA)	0
Carry forward orthodontic activity (UOA)	0
Baseline contract value	£582,068.75

### ACCESS\*

Patients seen in 24 months	Total	Change since previous quarter
Quarter ending September 2017	9,183	
Quarter ending December 2017	9,101	→
Quarter ending March 2018	9,276	→
Quarter ending June 2018	9,281	→
Quarter ending September 2018	9,284	→
<b>Variance since September 2017</b>	<b>1.1%</b>	<b>→</b>



### ACTIVITY



Adjusted Scheduled Activity (UDA)		
Month	2018	2019
April	1,021	204
May	2,949	1,764
June	4,452	3,946
July	6,561	6,429
August	8,254	8,596
September	9,876	9,944
October	11,786	
November	13,740	
December	14,268	
January	17,276	
February	19,208	
March	21,095	
April	22,156	
May	22,146	
June	22,144	

### QUALITY

	Quantity	Base Number	Contract	AT	Region	England
% of FP17s for the same patient ID Re-attending within 3 months - Children	140	2,012	7.0%	9.6%	11.1%	11.6%
% of FP17s for the same patient ID Re-attending within 3 months - Adults	558	4,409	12.7%	13.9%	15.3%	15.5%
% of FP17s for the same patient ID Re-attending between 3 & 9 months - Children	1,268	2,012	63.0%	61.8%	61.1%	58.8%
% of FP17s for the same patient ID Re-attending between 3 & 9 months - Adults	2,530	4,409	57.4%	53.1%	52.3%	51.1%
% of FP17s for Band 1 Urgent Courses	430	5,889	7.3%	9.9%	9.5%	9.0%
% of FP17s Relating to Free Repair or Replacements	51	5,889	0.9%	0.6%	0.7%	0.8%
% of FP17s Relating to Continuations	25	5,889	0.4%	0.9%	0.8%	0.9%
% of Patients satisfied with the dentistry they have received	4	4	N/A	92.6%	93.6%	93.3%
% of Patients satisfied with the time they had to wait for an appointment	4	4	N/A	89.8%	88.8%	88.9%

\* This is based on patients treated on this contract for their most recent course of treatment. Figures in italics indicate the base number of FP17s or Patient Questionnaire responses are less than 100. N/A is shown where the base number of responses is less than 10 during the period. % is calculated as Quantity/Base number\*100

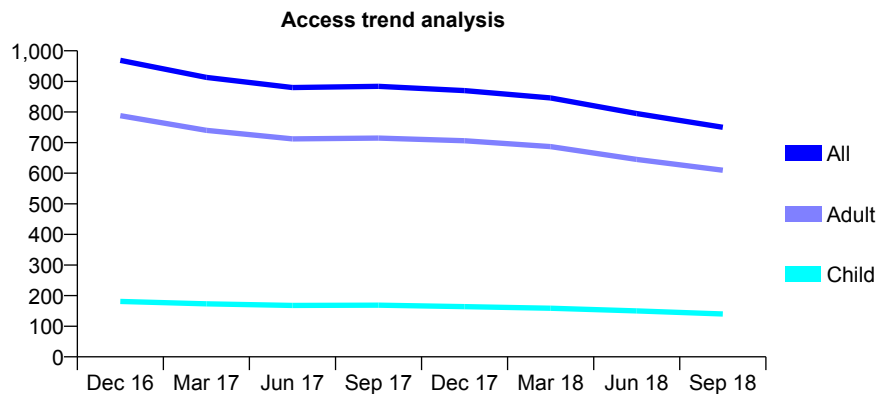
## Q70 - Vital Signs At a Glance Contract Report for 151041/0001 - September 2018

Name or company name	Dr Sravan Arcot
Contract type name	GDS Contract
Purpose of contract	General
Contract start date	05/12/2014
Contract end date	

18/19 Contracted general activity (UDA)	3,587
Carry forward general activity (UDA)	0
18/19 Contracted orthodontic activity (UOA)	0
Carry forward orthodontic activity (UOA)	0
Baseline contract value	£103,767.86

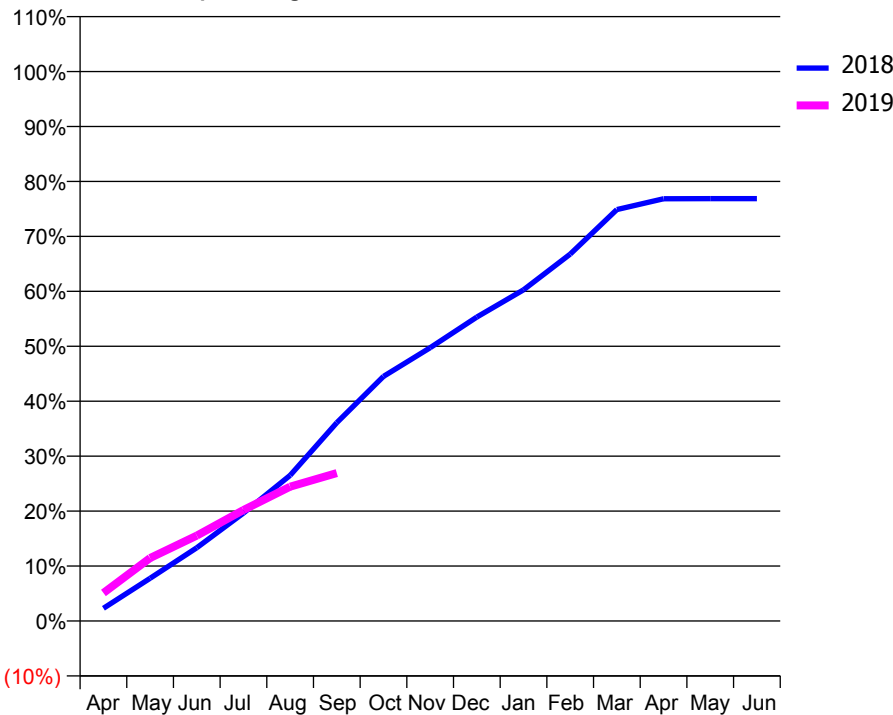
### ACCESS\*

Patients seen in 24 months	Total	Change since previous quarter
Quarter ending September 2017	884	
Quarter ending December 2017	870	↓
Quarter ending March 2018	846	↓
Quarter ending June 2018	795	↓
Quarter ending September 2018	750	↓
<b>Variance since September 2017</b>	<b>(15.2%)</b>	<b>↓</b>



### ACTIVITY

Cumulative percentage of contracted UDA delivered 2018 & 2019



Month	Adjusted Scheduled Activity (UDA)	
	2018	2019
April	83	183
May	279	411
June	479	558
July	705	724
August	951	877
September	1,295	965
October	1,597	
November	1,784	
December	1,984	
January	2,162	
February	2,395	
March	2,685	
April	2,756	
May	2,758	
June	2,758	

### QUALITY

	Quantity	Base Number	Contract	AT	Region	England
% of FP17s for the same patient ID Re-attending within 3 months - Children	4	79	5.1%	9.6%	11.1%	11.6%
% of FP17s for the same patient ID Re-attending within 3 months - Adults	69	383	18.0%	13.9%	15.3%	15.5%
% of FP17s for the same patient ID Re-attending between 3 & 9 months - Children	52	79	65.8%	61.8%	61.1%	58.8%
% of FP17s for the same patient ID Re-attending between 3 & 9 months - Adults	165	383	43.1%	53.1%	52.3%	51.1%
% of FP17s for Band 1 Urgent Courses	57	427	13.3%	9.9%	9.5%	9.0%
% of FP17s Relating to Free Repair or Replacements	12	427	2.8%	0.6%	0.7%	0.8%
% of FP17s Relating to Continuations	1	427	0.2%	0.9%	0.8%	0.9%
% of Patients satisfied with the dentistry they have received	0	1	N/A	92.6%	93.6%	93.3%
% of Patients satisfied with the time they had to wait for an appointment	1	1	N/A	89.8%	88.8%	88.9%

\* This is based on patients treated on this contract for their most recent course of treatment. Figures in italics indicate the base number of FP17s or Patient Questionnaire responses are less than 100. N/A is shown where the base number of responses is less than 10 during the period. % is calculated as Quantity/Base number\*100

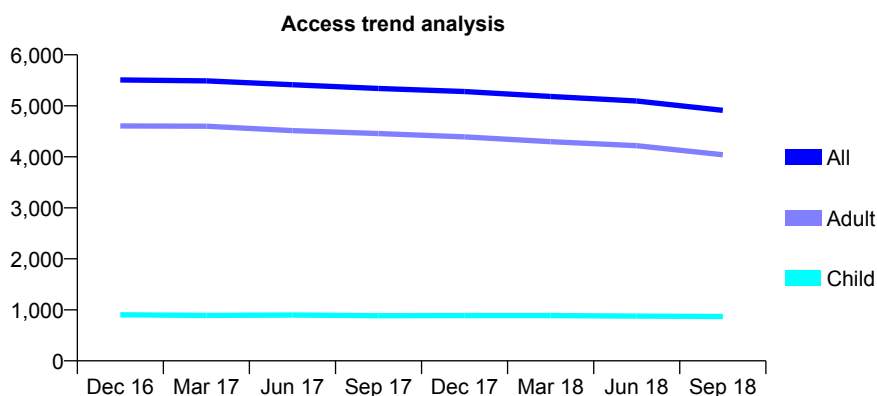
## Q70 - Vital Signs At a Glance Contract Report for 155020/0001 - September 2018

Name or company name	Old Christchurch Road Partnership
Contract type name	GDS Contract
Purpose of contract	General
Contract start date	01/04/2006
Contract end date	

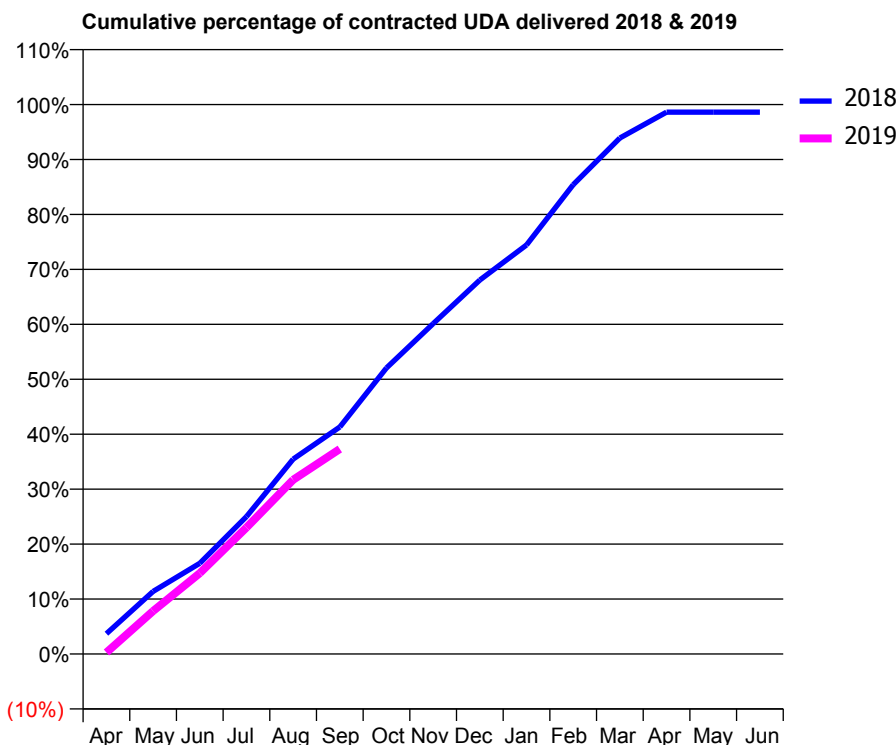
18/19 Contracted general activity (UDA)	15,383
Carry forward general activity (UDA)	212
18/19 Contracted orthodontic activity (UOA)	0
Carry forward orthodontic activity (UOA)	0
Baseline contract value	£462,497.12

### ACCESS\*

Patients seen in 24 months	Total	Change since previous quarter
Quarter ending September 2017	5,341	
Quarter ending December 2017	5,279	↓
Quarter ending March 2018	5,184	↓
Quarter ending June 2018	5,093	↓
Quarter ending September 2018	4,910	↓
<b>Variance since September 2017</b>	<b>(8.1%)</b>	<b>↓</b>



### ACTIVITY



Adjusted Scheduled Activity (UDA)		
Month	2018	2019
April	571	44
May	1,753	1,204
June	2,539	2,263
July	3,848	3,543
August	5,454	4,879
September	6,356	5,738
October	8,009	
November	9,247	
December	10,468	
January	11,451	
February	13,138	
March	14,446	
April	15,169	
May	15,170	
June	15,170	

### QUALITY

	Quantity	Base Number	Contract	AT	Region	England
% of FP17s for the same patient ID Re-attending within 3 months - Children	33	601	5.5%	9.6%	11.1%	11.6%
% of FP17s for the same patient ID Re-attending within 3 months - Adults	294	2,320	12.7%	13.9%	15.3%	15.5%
% of FP17s for the same patient ID Re-attending between 3 & 9 months - Children	340	601	56.6%	61.8%	61.1%	58.8%
% of FP17s for the same patient ID Re-attending between 3 & 9 months - Adults	1,256	2,320	54.1%	53.1%	52.3%	51.1%
% of FP17s for Band 1 Urgent Courses	195	2,692	7.2%	9.9%	9.5%	9.0%
% of FP17s Relating to Free Repair or Replacements	25	2,692	0.9%	0.6%	0.7%	0.8%
% of FP17s Relating to Continuations	41	2,692	1.5%	0.9%	0.8%	0.9%
% of Patients satisfied with the dentistry they have received	2	2	N/A	92.6%	93.6%	93.3%
% of Patients satisfied with the time they had to wait for an appointment	2	2	N/A	89.8%	88.8%	88.9%

\* This is based on patients treated on this contract for their most recent course of treatment. Figures in italics indicate the base number of FP17s or Patient Questionnaire responses are less than 100. N/A is shown where the base number of responses is less than 10 during the period. % is calculated as Quantity/Base number\*100

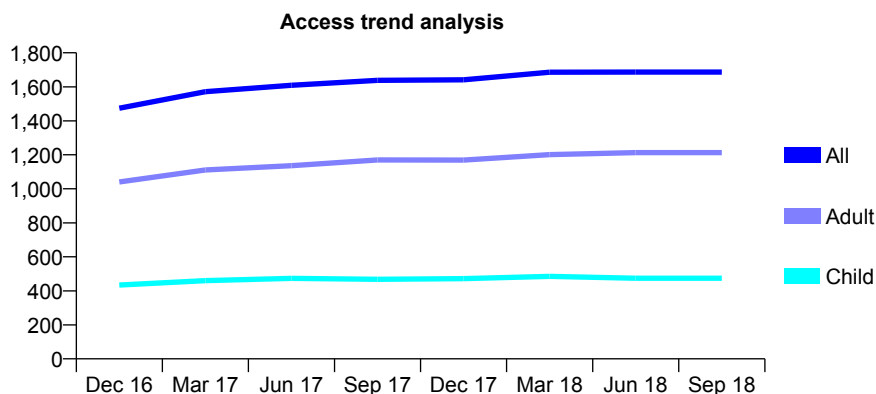
## Q70 - Vital Signs At a Glance Contract Report for 156884/0001 - September 2018

Name or company name	West End Smile Center Ltd
Contract type name	GDS Contract
Purpose of contract	General
Contract start date	01/11/2015
Contract end date	

18/19 Contracted general activity (UDA)	4,828
Carry forward general activity (UDA)	185
18/19 Contracted orthodontic activity (UOA)	0
Carry forward orthodontic activity (UOA)	0
Baseline contract value	£116,855.68

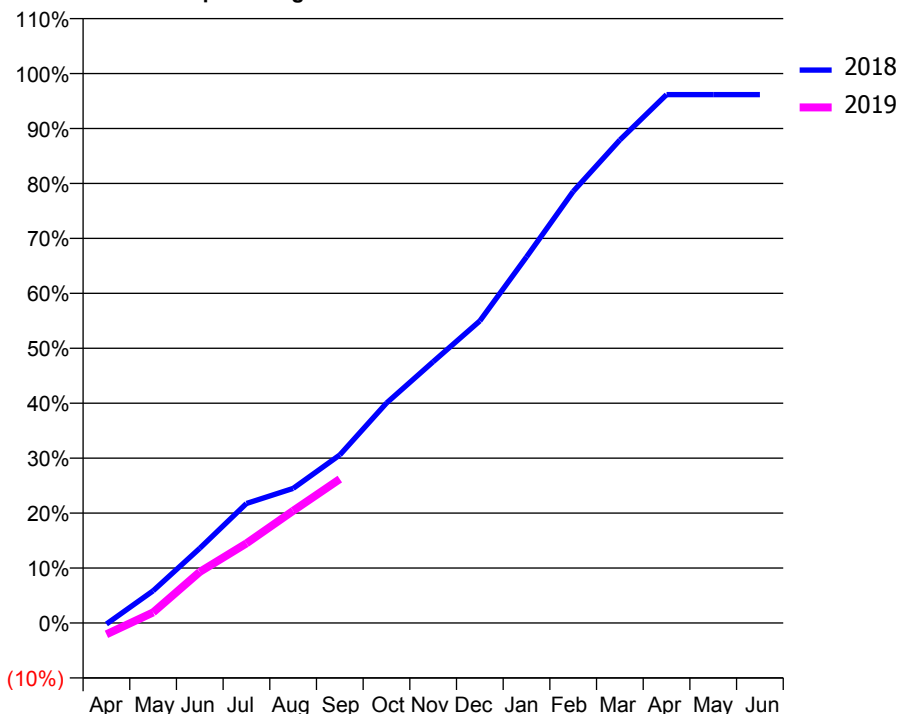
### ACCESS\*

Patients seen in 24 months	Total	Change since previous quarter
Quarter ending September 2017	1,638	
Quarter ending December 2017	1,641	→
Quarter ending March 2018	1,686	↑
Quarter ending June 2018	1,687	→
Quarter ending September 2018	1,687	→
<b>Variance since September 2017</b>	<b>3.0%</b>	<b>↑</b>



### ACTIVITY

Cumulative percentage of contracted UDA delivered 2018 & 2019



Adjusted Scheduled Activity (UDA)

Month	2018	2019
April	-10	-100
May	283	93
June	656	449
July	1,050	700
August	1,183	986
September	1,477	1,264
October	1,932	
November	2,296	
December	2,655	
January	3,217	
February	3,792	
March	4,245	
April	4,642	
May	4,643	
June	4,643	

### QUALITY

	Quantity	Base Number	Contract	AT	Region	England
% of FP17s for the same patient ID Re-attending within 3 months - Children	10	285	3.5%	9.6%	11.1%	11.6%
% of FP17s for the same patient ID Re-attending within 3 months - Adults	58	642	9.0%	13.9%	15.3%	15.5%
% of FP17s for the same patient ID Re-attending between 3 & 9 months - Children	170	285	59.6%	61.8%	61.1%	58.8%
% of FP17s for the same patient ID Re-attending between 3 & 9 months - Adults	232	642	36.1%	53.1%	52.3%	51.1%
% of FP17s for Band 1 Urgent Courses	37	739	5.0%	9.9%	9.5%	9.0%
% of FP17s Relating to Free Repair or Replacements	1	739	0.1%	0.6%	0.7%	0.8%
% of FP17s Relating to Continuations	2	739	0.3%	0.9%	0.8%	0.9%
% of Patients satisfied with the dentistry they have received	10	10	100.0%	92.6%	93.6%	93.3%
% of Patients satisfied with the time they had to wait for an appointment	10	10	100.0%	89.8%	88.8%	88.9%

\* This is based on patients treated on this contract for their most recent course of treatment. Figures in italics indicate the base number of FP17s or Patient Questionnaire responses are less than 100. N/A is shown where the base number of responses is less than 10 during the period. % is calculated as Quantity/Base number\*100

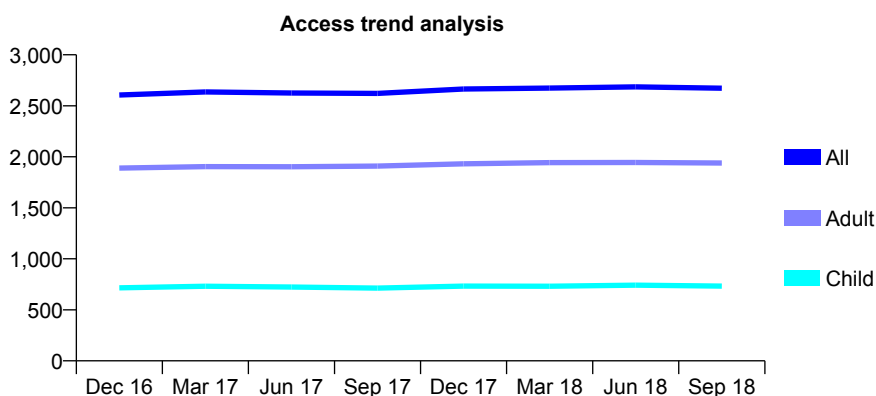
## Q70 - Vital Signs At a Glance Contract Report for 158720/0001 - September 2018

Name or company name	Mr A Dargahi
Contract type name	GDS Contract
Purpose of contract	General
Contract start date	13/04/2009
Contract end date	

18/19 Contracted general activity (UDA)	7,168
Carry forward general activity (UDA)	0
18/19 Contracted orthodontic activity (UOA)	0
Carry forward orthodontic activity (UOA)	0
Baseline contract value	£244,619.51

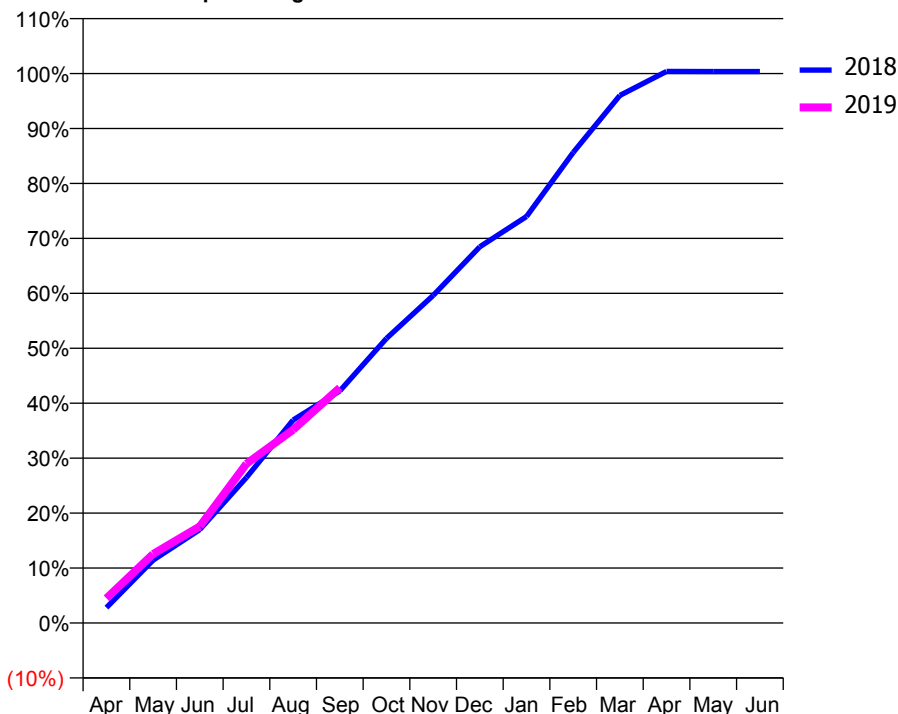
### ACCESS\*

Patients seen in 24 months	Total	Change since previous quarter
Quarter ending September 2017	2,622	
Quarter ending December 2017	2,665	→
Quarter ending March 2018	2,674	→
Quarter ending June 2018	2,686	→
Quarter ending September 2018	2,672	→
<b>Variance since September 2017</b>	<b>1.9%</b>	<b>→</b>



### ACTIVITY

Cumulative percentage of contracted UDA delivered 2018 & 2019



Adjusted Scheduled Activity (UDA)

Month	2018	2019
April	201	322
May	820	900
June	1,219	1,261
July	1,898	2,077
August	2,648	2,521
September	3,028	3,069
October	3,713	
November	4,274	
December	4,908	
January	5,303	
February	6,137	
March	6,881	
April	7,196	
May	7,194	
June	7,194	

### QUALITY

	Quantity	Base Number	Contract	AT	Region	England
% of FP17s for the same patient ID Re-attending within 3 months - Children	15	483	3.1%	9.6%	11.1%	11.6%
% of FP17s for the same patient ID Re-attending within 3 months - Adults	173	1,265	13.7%	13.9%	15.3%	15.5%
% of FP17s for the same patient ID Re-attending between 3 & 9 months - Children	294	483	60.9%	61.8%	61.1%	58.8%
% of FP17s for the same patient ID Re-attending between 3 & 9 months - Adults	666	1,265	52.6%	53.1%	52.3%	51.1%
% of FP17s for Band 1 Urgent Courses	143	1,595	9.0%	9.9%	9.5%	9.0%
% of FP17s Relating to Free Repair or Replacements	5	1,595	0.3%	0.6%	0.7%	0.8%
% of FP17s Relating to Continuations	13	1,595	0.8%	0.9%	0.8%	0.9%
% of Patients satisfied with the dentistry they have received	0	0	N/A	92.6%	93.6%	93.3%
% of Patients satisfied with the time they had to wait for an appointment	0	0	N/A	89.8%	88.8%	88.9%

\* This is based on patients treated on this contract for their most recent course of treatment. Figures in italics indicate the base number of FP17s or Patient Questionnaire responses are less than 100. N/A is shown where the base number of responses is less than 10 during the period. % is calculated as Quantity/Base number\*100



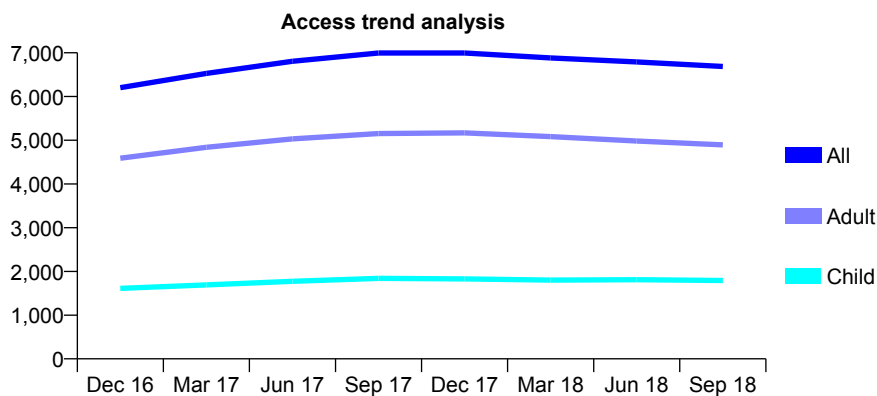
## Q70 - Vital Signs At a Glance Contract Report for 159360/0001 - September 2018

Name or company name	Smile4life Ltd
Contract type name	GDS Contract
Purpose of contract	General
Contract start date	01/12/2010
Contract end date	

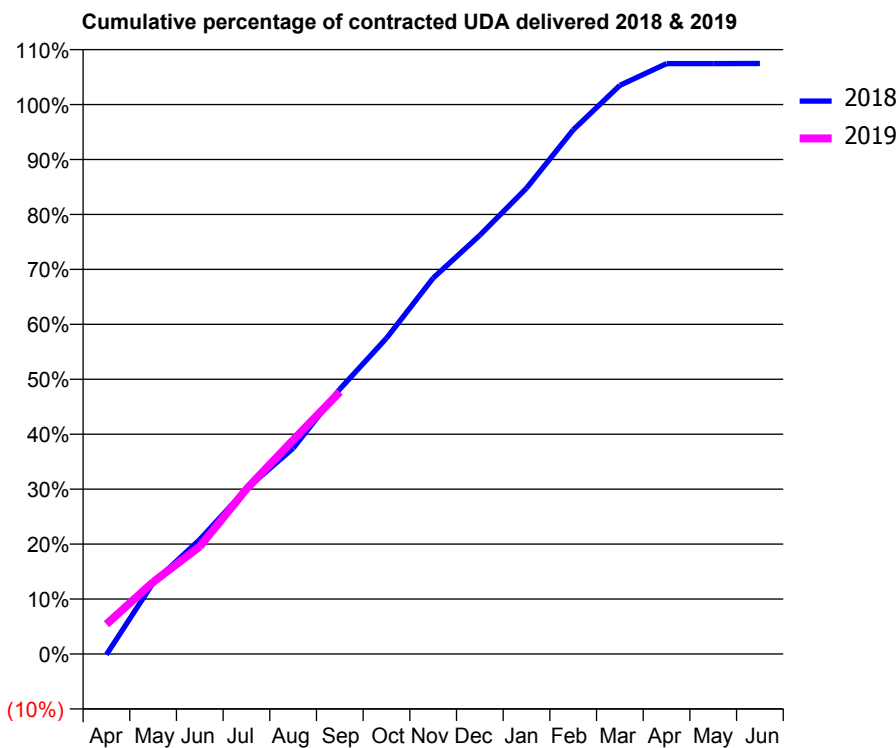
18/19 Contracted general activity (UDA)	16,230
Carry forward general activity (UDA)	0
18/19 Contracted orthodontic activity (UOA)	0
Carry forward orthodontic activity (UOA)	0
Baseline contract value	£427,907.92

### ACCESS\*

Patients seen in 24 months	Total	Change since previous quarter
Quarter ending September 2017	6,994	
Quarter ending December 2017	6,996	→
Quarter ending March 2018	6,884	↓
Quarter ending June 2018	6,790	↓
Quarter ending September 2018	6,687	↓
<b>Variance since September 2017</b>	<b>(4.4%)</b>	<b>↓</b>



### ACTIVITY



Month	Adjusted Scheduled Activity (UDA)	
	2018	2019
April	-20	881
May	2,101	2,124
June	3,380	3,177
July	4,877	4,873
August	6,078	6,321
September	7,822	7,742
October	9,330	
November	11,105	
December	12,370	
January	13,760	
February	15,481	
March	16,797	
April	17,437	
May	17,436	
June	17,440	

### QUALITY

	Quantity	Base Number	Contract	AT	Region	England
% of FP17s for the same patient ID Re-attending within 3 months - Children	91	1,517	6.0%	9.6%	11.1%	11.6%
% of FP17s for the same patient ID Re-attending within 3 months - Adults	471	3,589	13.1%	13.9%	15.3%	15.5%
% of FP17s for the same patient ID Re-attending between 3 & 9 months - Children	1,091	1,517	71.9%	61.8%	61.1%	58.8%
% of FP17s for the same patient ID Re-attending between 3 & 9 months - Adults	2,334	3,589	65.0%	53.1%	52.3%	51.1%
% of FP17s for Band 1 Urgent Courses	435	4,744	9.2%	9.9%	9.5%	9.0%
% of FP17s Relating to Free Repair or Replacements	29	4,744	0.6%	0.6%	0.7%	0.8%
% of FP17s Relating to Continuations	16	4,744	0.3%	0.9%	0.8%	0.9%
% of Patients satisfied with the dentistry they have received	3	3	N/A	92.6%	93.6%	93.3%
% of Patients satisfied with the time they had to wait for an appointment	2	3	N/A	89.8%	88.8%	88.9%

\* This is based on patients treated on this contract for their most recent course of treatment. Figures in italics indicate the base number of FP17s or Patient Questionnaire responses are less than 100. N/A is shown where the base number of responses is less than 10 during the period. % is calculated as Quantity/Base number\*100

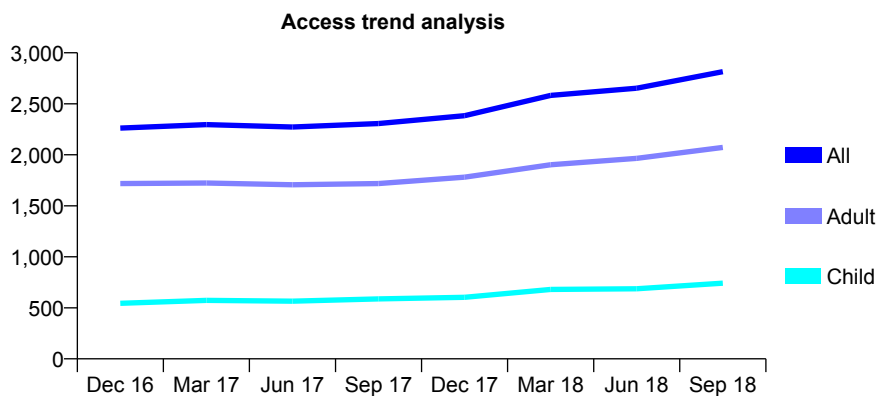
## Q70 - Vital Signs At a Glance Contract Report for 160326/0002 - September 2018

Name or company name	Burridge Dental Practice Ltd
Contract type name	GDS Contract
Purpose of contract	General
Contract start date	02/01/2012
Contract end date	

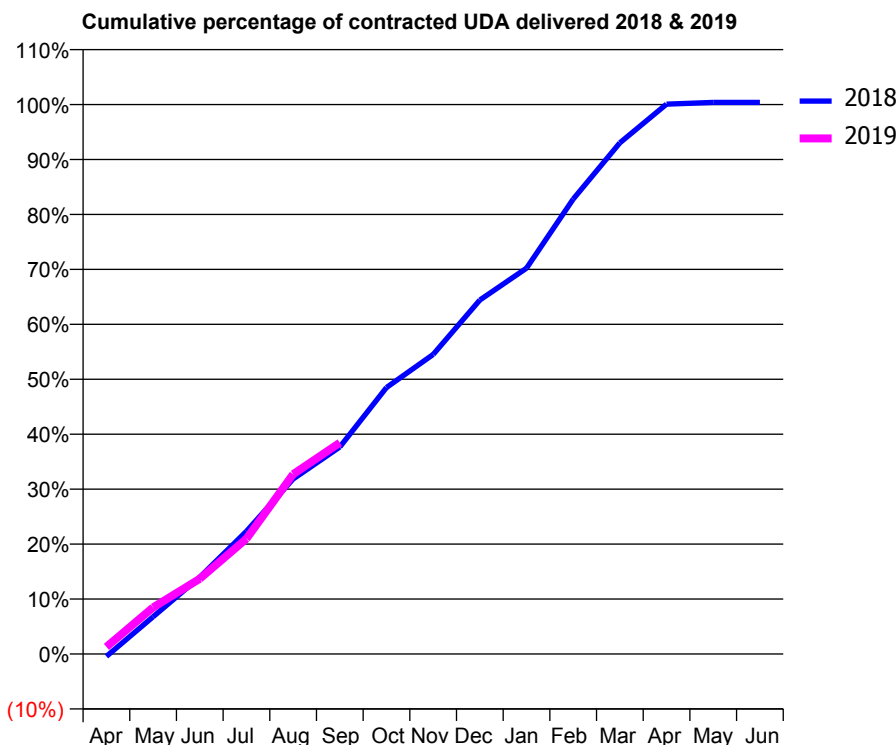
18/19 Contracted general activity (UDA)	6,100
Carry forward general activity (UDA)	0
18/19 Contracted orthodontic activity (UOA)	0
Carry forward orthodontic activity (UOA)	0
Baseline contract value	£153,868.18

### ACCESS\*

Patients seen in 24 months	Total	Change since previous quarter
Quarter ending September 2017	2,306	
Quarter ending December 2017	2,384	↑
Quarter ending March 2018	2,583	↑
Quarter ending June 2018	2,653	↑
Quarter ending September 2018	2,815	↑
<b>Variance since September 2017</b>	<b>22.1%</b>	<b>↑</b>



### ACTIVITY



Month	Adjusted Scheduled Activity (UDA)	
	2018	2019
April	-28	79
May	413	517
June	854	836
July	1,362	1,280
August	1,943	1,996
September	2,298	2,346
October	2,958	
November	3,326	
December	3,929	
January	4,283	
February	5,049	
March	5,674	
April	6,104	
May	6,123	
June	6,123	

### QUALITY

	Quantity	Base Number	Contract	AT	Region	England
% of FP17s for the same patient ID Re-attending within 3 months - Children	50	633	7.9%	9.6%	11.1%	11.6%
% of FP17s for the same patient ID Re-attending within 3 months - Adults	167	1,471	11.4%	13.9%	15.3%	15.5%
% of FP17s for the same patient ID Re-attending between 3 & 9 months - Children	407	633	64.3%	61.8%	61.1%	58.8%
% of FP17s for the same patient ID Re-attending between 3 & 9 months - Adults	851	1,471	57.9%	53.1%	52.3%	51.1%
% of FP17s for Band 1 Urgent Courses	115	1,513	7.6%	9.9%	9.5%	9.0%
% of FP17s Relating to Free Repair or Replacements	2	1,513	0.1%	0.6%	0.7%	0.8%
% of FP17s Relating to Continuations	16	1,513	1.1%	0.9%	0.8%	0.9%
% of Patients satisfied with the dentistry they have received	3	3	N/A	92.6%	93.6%	93.3%
% of Patients satisfied with the time they had to wait for an appointment	3	3	N/A	89.8%	88.8%	88.9%

\* This is based on patients treated on this contract for their most recent course of treatment. Figures in italics indicate the base number of FP17s or Patient Questionnaire responses are less than 100. N/A is shown where the base number of responses is less than 10 during the period. % is calculated as Quantity/Base number\*100

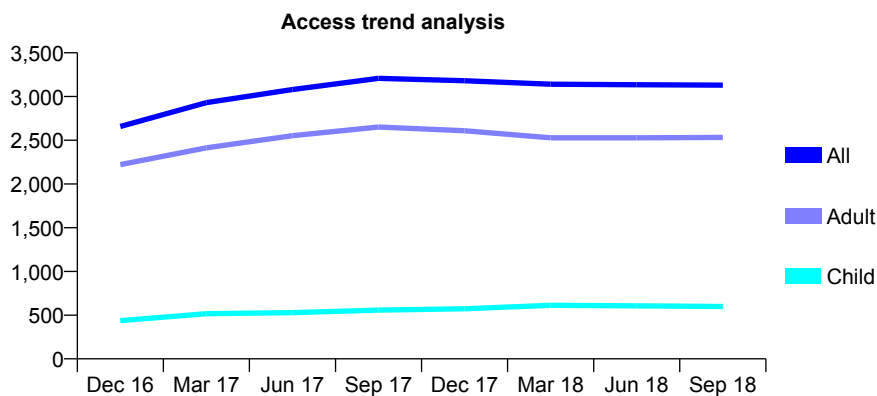
## Q70 - Vital Signs At a Glance Contract Report for 161888/0001 - September 2018

Name or company name	Hamid Alavi
Contract type name	GDS Contract
Purpose of contract	General
Contract start date	01/11/2015
Contract end date	

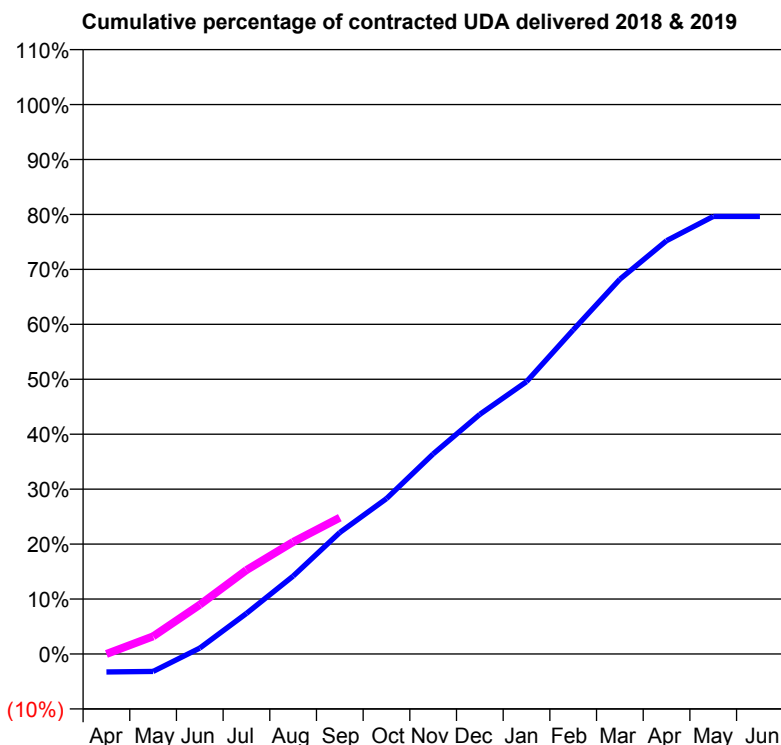
18/19 Contracted general activity (UDA)	13,137
Carry forward general activity (UDA)	0
18/19 Contracted orthodontic activity (UOA)	0
Carry forward orthodontic activity (UOA)	0
Baseline contract value	£292,440.34

### ACCESS\*

Patients seen in 24 months	Total	Change since previous quarter
Quarter ending September 2017	3,208	
Quarter ending December 2017	3,181	→
Quarter ending March 2018	3,141	↓
Quarter ending June 2018	3,134	→
Quarter ending September 2018	3,130	→
<b>Variance since September 2017</b>	<b>(2.4%)</b>	<b>↓</b>



### ACTIVITY



Month	Adjusted Scheduled Activity (UDA)	
	2018	2019
April	-431	0
May	-419	422
June	141	1,177
July	970	2,005
August	1,864	2,679
September	2,905	3,261
October	3,715	
November	4,785	
December	5,731	
January	6,511	
February	7,748	
March	8,960	
April	9,881	
May	10,462	
June	10,462	

### QUALITY

	Quantity	Base Number	Contract	AT	Region	England
% of FP17s for the same patient ID Re-attending within 3 months - Children	54	352	15.3%	9.6%	11.1%	11.6%
% of FP17s for the same patient ID Re-attending within 3 months - Adults	194	1,520	12.8%	13.9%	15.3%	15.5%
% of FP17s for the same patient ID Re-attending between 3 & 9 months - Children	191	352	54.3%	61.8%	61.1%	58.8%
% of FP17s for the same patient ID Re-attending between 3 & 9 months - Adults	755	1,520	49.7%	53.1%	52.3%	51.1%
% of FP17s for Band 1 Urgent Courses	130	1,332	9.8%	9.9%	9.5%	9.0%
% of FP17s Relating to Free Repair or Replacements	1	1,332	0.1%	0.6%	0.7%	0.8%
% of FP17s Relating to Continuations	3	1,332	0.2%	0.9%	0.8%	0.9%
% of Patients satisfied with the dentistry they have received	1	1	N/A	92.6%	93.6%	93.3%
% of Patients satisfied with the time they had to wait for an appointment	1	1	N/A	89.8%	88.8%	88.9%

\* This is based on patients treated on this contract for their most recent course of treatment. Figures in italics indicate the base number of FP17s or Patient Questionnaire responses are less than 100. N/A is shown where the base number of responses is less than 10 during the period. % is calculated as Quantity/Base number\*100

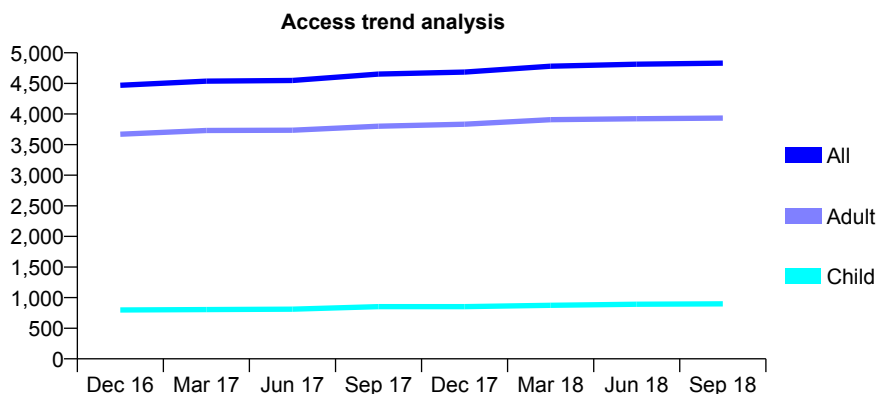
## Q70 - Vital Signs At a Glance Contract Report for 163295/0001 - September 2018

Name or company name	Chequers Dental Partnership
Contract type name	GDS Contract
Purpose of contract	General
Contract start date	01/04/2009
Contract end date	

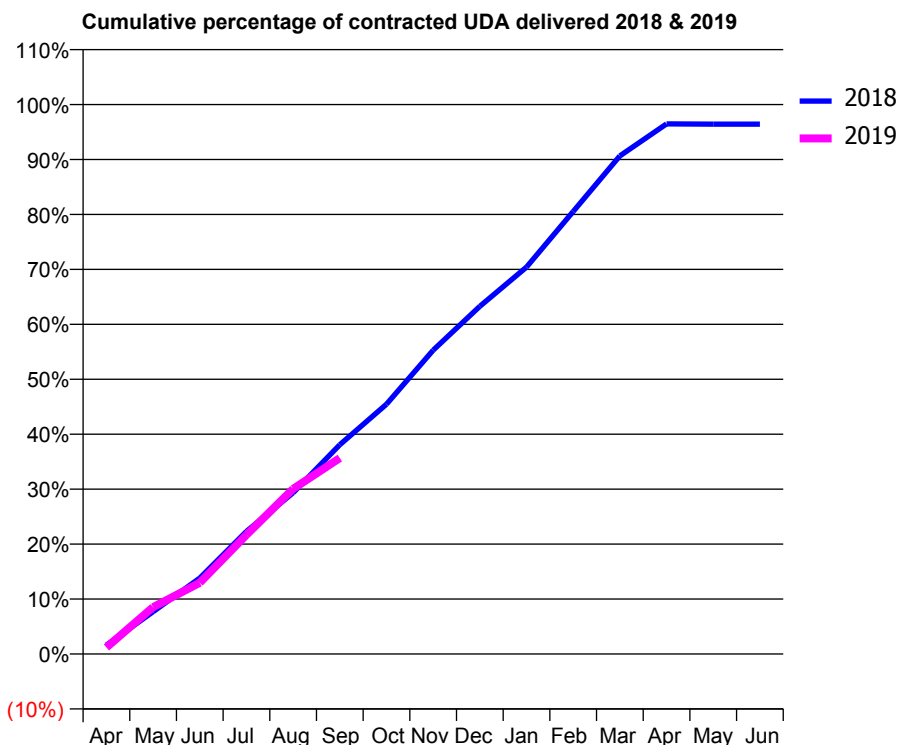
18/19 Contracted general activity (UDA)	16,000
Carry forward general activity (UDA)	573
18/19 Contracted orthodontic activity (UOA)	0
Carry forward orthodontic activity (UOA)	0
Baseline contract value	£414,372.25

### ACCESS\*

Patients seen in 24 months	Total	Change since previous quarter
Quarter ending September 2017	4,652	
Quarter ending December 2017	4,686	→
Quarter ending March 2018	4,782	↑
Quarter ending June 2018	4,814	→
Quarter ending September 2018	4,832	→
<b>Variance since September 2017</b>	<b>3.9%</b>	<b>↑</b>



### ACTIVITY



Month	Adjusted Scheduled Activity (UDA)	
	2018	2019
April	258	191
May	1,231	1,363
June	2,213	2,076
July	3,568	3,469
August	4,696	4,808
September	6,094	5,705
October	7,275	
November	8,846	
December	10,123	
January	11,265	
February	12,885	
March	14,502	
April	15,436	
May	15,427	
June	15,427	

### QUALITY

	Quantity	Base Number	Contract	AT	Region	England
% of FP17s for the same patient ID Re-attending within 3 months - Children	37	695	5.3%	9.6%	11.1%	11.6%
% of FP17s for the same patient ID Re-attending within 3 months - Adults	351	2,609	13.5%	13.9%	15.3%	15.5%
% of FP17s for the same patient ID Re-attending between 3 & 9 months - Children	420	695	60.4%	61.8%	61.1%	58.8%
% of FP17s for the same patient ID Re-attending between 3 & 9 months - Adults	1,372	2,609	52.6%	53.1%	52.3%	51.1%
% of FP17s for Band 1 Urgent Courses	262	3,013	8.7%	9.9%	9.5%	9.0%
% of FP17s Relating to Free Repair or Replacements	36	3,013	1.2%	0.6%	0.7%	0.8%
% of FP17s Relating to Continuations	22	3,013	0.7%	0.9%	0.8%	0.9%
% of Patients satisfied with the dentistry they have received	4	4	N/A	92.6%	93.6%	93.3%
% of Patients satisfied with the time they had to wait for an appointment	4	4	N/A	89.8%	88.8%	88.9%

\* This is based on patients treated on this contract for their most recent course of treatment. Figures in italics indicate the base number of FP17s or Patient Questionnaire responses are less than 100. N/A is shown where the base number of responses is less than 10 during the period. % is calculated as Quantity/Base number\*100

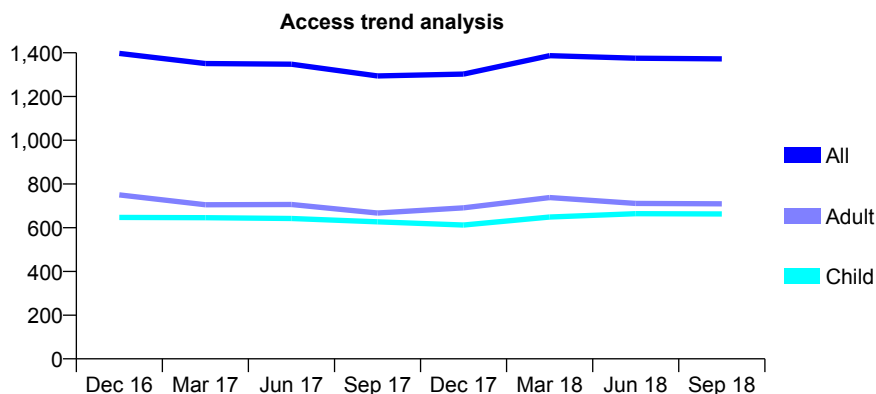
## Q70 - Vital Signs At a Glance Contract Report for 163376/0001 - September 2018

Name or company name	Northbourne Dental Partners
Contract type name	GDS Contract
Purpose of contract	General
Contract start date	01/09/2014
Contract end date	

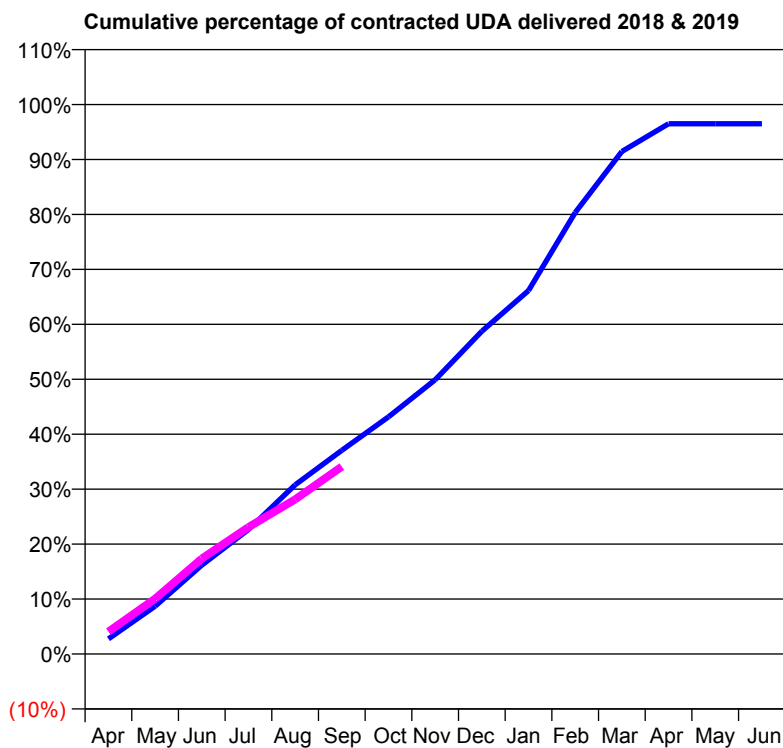
18/19 Contracted general activity (UDA)	4,002
Carry forward general activity (UDA)	12
18/19 Contracted orthodontic activity (UOA)	0
Carry forward orthodontic activity (UOA)	0
Baseline contract value	£108,302.46

### ACCESS\*

Patients seen in 24 months	Total	Change since previous quarter
Quarter ending September 2017	1,294	
Quarter ending December 2017	1,303	→
Quarter ending March 2018	1,387	↑
Quarter ending June 2018	1,375	→
Quarter ending September 2018	1,372	→
<b>Variance since September 2017</b>	<b>6.0%</b>	<b>↑</b>



### ACTIVITY



Month	2018	2019
April	110	162
May	349	403
June	647	695
July	907	924
August	1,232	1,126
September	1,483	1,365
October	1,727	
November	1,997	
December	2,350	
January	2,647	
February	3,215	
March	3,659	
April	3,862	
May	3,862	
June	3,862	

### QUALITY

	Quantity	Base Number	Contract	AT	Region	England
% of FP17s for the same patient ID Re-attending within 3 months - Children	134	688	19.5%	9.6%	11.1%	11.6%
% of FP17s for the same patient ID Re-attending within 3 months - Adults	33	307	10.7%	13.9%	15.3%	15.5%
% of FP17s for the same patient ID Re-attending between 3 & 9 months - Children	415	688	60.3%	61.8%	61.1%	58.8%
% of FP17s for the same patient ID Re-attending between 3 & 9 months - Adults	81	307	26.4%	53.1%	52.3%	51.1%
% of FP17s for Band 1 Urgent Courses	191	932	20.5%	9.9%	9.5%	9.0%
% of FP17s Relating to Free Repair or Replacements	2	932	0.2%	0.6%	0.7%	0.8%
% of FP17s Relating to Continuations	1	932	0.1%	0.9%	0.8%	0.9%
% of Patients satisfied with the dentistry they have received	0	0	N/A	92.6%	93.6%	93.3%
% of Patients satisfied with the time they had to wait for an appointment	0	0	N/A	89.8%	88.8%	88.9%

\* This is based on patients treated on this contract for their most recent course of treatment. Figures in italics indicate the base number of FP17s or Patient Questionnaire responses are less than 100. N/A is shown where the base number of responses is less than 10 during the period. % is calculated as Quantity/Base number\*100

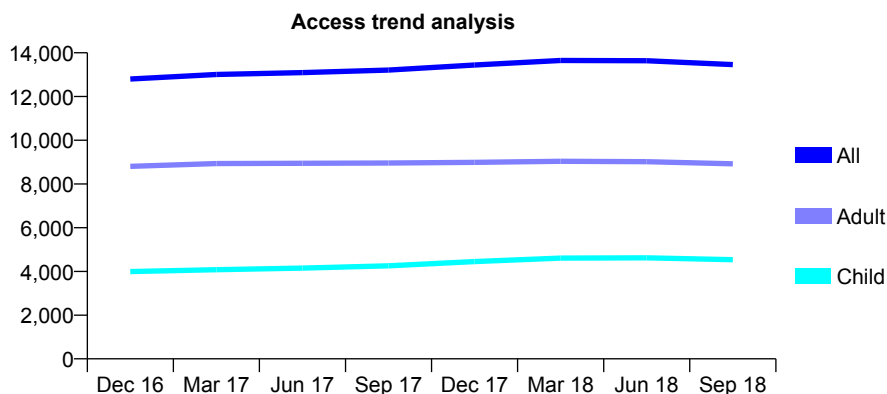
## Q70 - Vital Signs At a Glance Contract Report for 163457/0029 - September 2018

Name or company name	Solent Dental Services
Contract type name	PDS Contract
Purpose of contract	General
Contract start date	01/04/2013
Contract end date	31/03/2019

18/19 Contracted general activity (UDA)	29,478
Carry forward general activity (UDA)	0
18/19 Contracted orthodontic activity (UOA)	0
Carry forward orthodontic activity (UOA)	0
Baseline contract value	£4,845,140.32

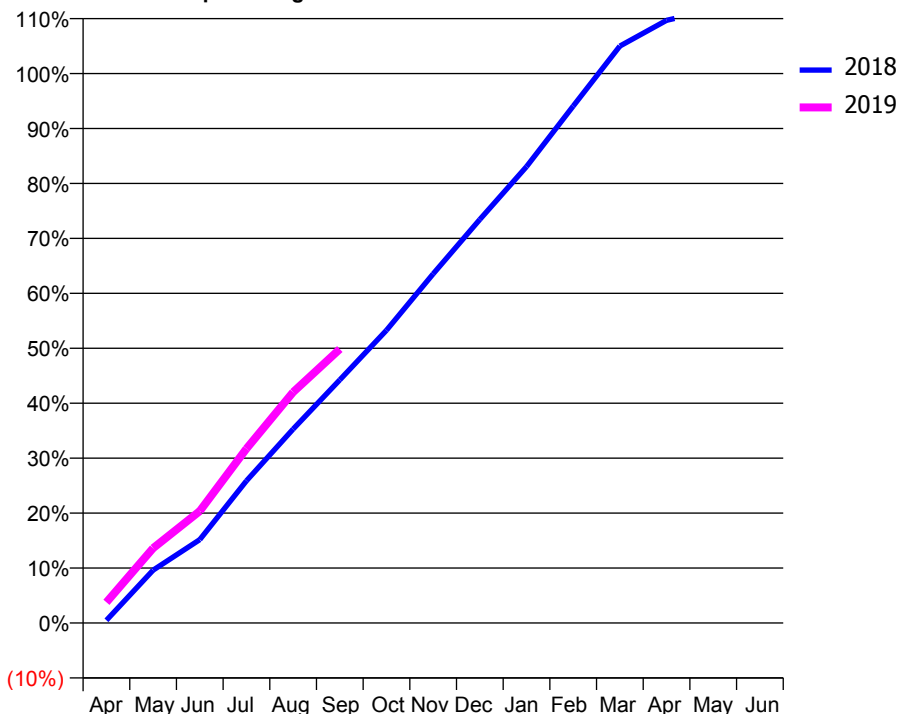
### ACCESS\*

Patients seen in 24 months	Total	Change since previous quarter
Quarter ending September 2017	13,209	
Quarter ending December 2017	13,441	→
Quarter ending March 2018	13,651	→
Quarter ending June 2018	13,638	→
Quarter ending September 2018	13,459	↓
<b>Variance since September 2017</b>	<b>1.9%</b>	<b>→</b>



### ACTIVITY

Cumulative percentage of contracted UDA delivered 2018 & 2019



Adjusted Scheduled Activity (UDA)

Month	2018	2019
April	146	1,113
May	2,838	4,017
June	4,476	6,004
July	7,629	9,356
August	10,407	12,387
September	13,042	14,694
October	15,704	
November	18,733	
December	21,647	
January	24,481	
February	27,728	
March	30,952	
April	32,331	
May	32,906	
June	33,082	

### QUALITY

	Quantity	Base Number	Contract	AT	Region	England
% of FP17s for the same patient ID Re-attending within 3 months - Children	420	3,733	11.3%	9.6%	11.1%	11.6%
% of FP17s for the same patient ID Re-attending within 3 months - Adults	713	5,427	13.1%	13.9%	15.3%	15.5%
% of FP17s for the same patient ID Re-attending between 3 & 9 months - Children	1,632	3,733	43.7%	61.8%	61.1%	58.8%
% of FP17s for the same patient ID Re-attending between 3 & 9 months - Adults	2,625	5,427	48.4%	53.1%	52.3%	51.1%
% of FP17s for Band 1 Urgent Courses	573	8,054	7.1%	9.9%	9.5%	9.0%
% of FP17s Relating to Free Repair or Replacements	16	8,054	0.2%	0.6%	0.7%	0.8%
% of FP17s Relating to Continuations	161	8,054	2.0%	0.9%	0.8%	0.9%
% of Patients satisfied with the dentistry they have received	4	4	N/A	92.6%	93.6%	93.3%
% of Patients satisfied with the time they had to wait for an appointment	4	4	N/A	89.8%	88.8%	88.9%

\* This is based on patients treated on this contract for their most recent course of treatment. Figures in italics indicate the base number of FP17s or Patient Questionnaire responses are less than 100. N/A is shown where the base number of responses is less than 10 during the period. % is calculated as Quantity/Base number\*100

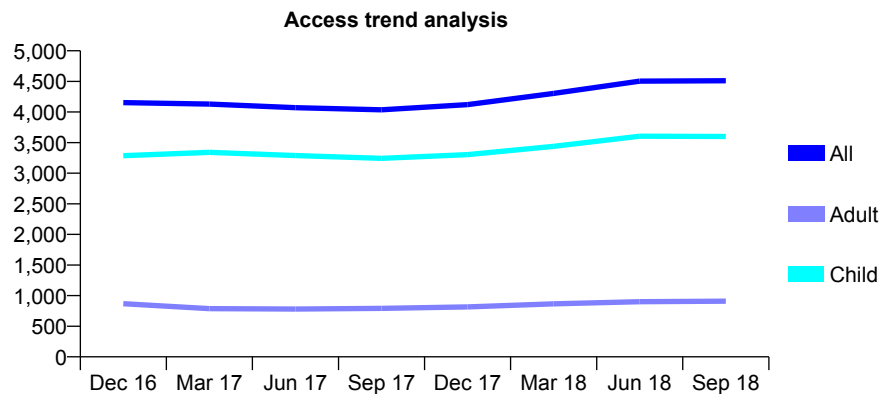
## Q70 - Vital Signs At a Glance Contract Report for 163457/0030 - September 2018

Name or company name	Solent Dental Services
Contract type name	PDS Contract
Purpose of contract	General
Contract start date	01/04/2013
Contract end date	31/03/2019

18/19 Contracted general activity (UDA)	18,978
Carry forward general activity (UDA)	0
18/19 Contracted orthodontic activity (UOA)	0
Carry forward orthodontic activity (UOA)	0
Baseline contract value	£3,056,508.15

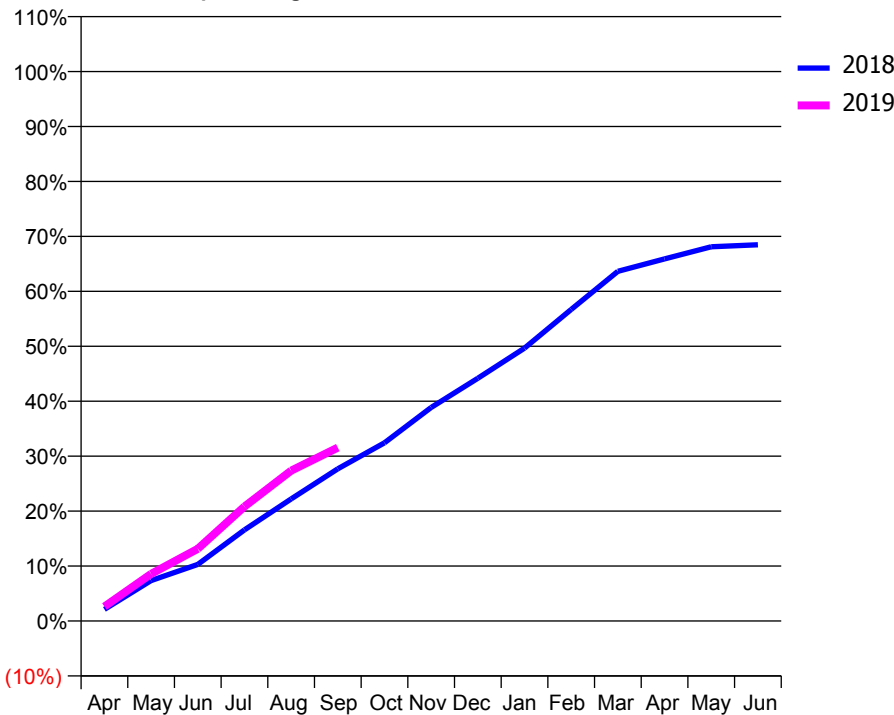
### ACCESS\*

Patients seen in 24 months	Total	Change since previous quarter
Quarter ending September 2017	4,035	
Quarter ending December 2017	4,120	↑
Quarter ending March 2018	4,305	↑
Quarter ending June 2018	4,504	↑
Quarter ending September 2018	4,511	→
<b>Variance since September 2017</b>	<b>11.8%</b>	<b>↑</b>



### ACTIVITY

Cumulative percentage of contracted UDA delivered 2018 & 2019



Month	Adjusted Scheduled Activity (UDA)	
	2018	2019
April	401	498
May	1,398	1,630
June	1,956	2,493
July	3,147	3,955
August	4,215	5,193
September	5,257	5,988
October	6,153	
November	7,376	
December	8,385	
January	9,426	
February	10,761	
March	12,075	
April	12,508	
May	12,923	
June	12,993	

### QUALITY

	Quantity	Base Number	Contract	AT	Region	England
% of FP17s for the same patient ID Re-attending within 3 months - Children	303	2,944	10.3%	9.6%	11.1%	11.6%
% of FP17s for the same patient ID Re-attending within 3 months - Adults	41	606	6.8%	13.9%	15.3%	15.5%
% of FP17s for the same patient ID Re-attending between 3 & 9 months - Children	756	2,944	25.7%	61.8%	61.1%	58.8%
% of FP17s for the same patient ID Re-attending between 3 & 9 months - Adults	79	606	13.0%	53.1%	52.3%	51.1%
% of FP17s for Band 1 Urgent Courses	178	3,017	5.9%	9.9%	9.5%	9.0%
% of FP17s Relating to Free Repair or Replacements	4	3,017	0.1%	0.6%	0.7%	0.8%
% of FP17s Relating to Continuations	52	3,017	1.7%	0.9%	0.8%	0.9%
% of Patients satisfied with the dentistry they have received	2	2	N/A	92.6%	93.6%	93.3%
% of Patients satisfied with the time they had to wait for an appointment	1	2	N/A	89.8%	88.8%	88.9%

\* This is based on patients treated on this contract for their most recent course of treatment. Figures in italics indicate the base number of FP17s or Patient Questionnaire responses are less than 100. N/A is shown where the base number of responses is less than 10 during the period. % is calculated as Quantity/Base number\*100



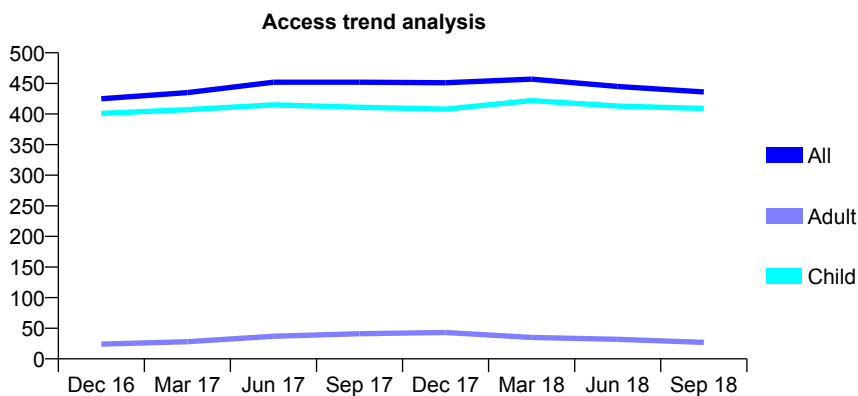
## Q70 - Vital Signs At a Glance Contract Report for 163694/0001 - September 2018

Name or company name	Stoke Road Dental Partnership
Contract type name	GDS Contract
Purpose of contract	General
Contract start date	15/09/2008
Contract end date	

18/19 Contracted general activity (UDA)	577
Carry forward general activity (UDA)	0
18/19 Contracted orthodontic activity (UOA)	0
Carry forward orthodontic activity (UOA)	0
Baseline contract value	£15,177.78

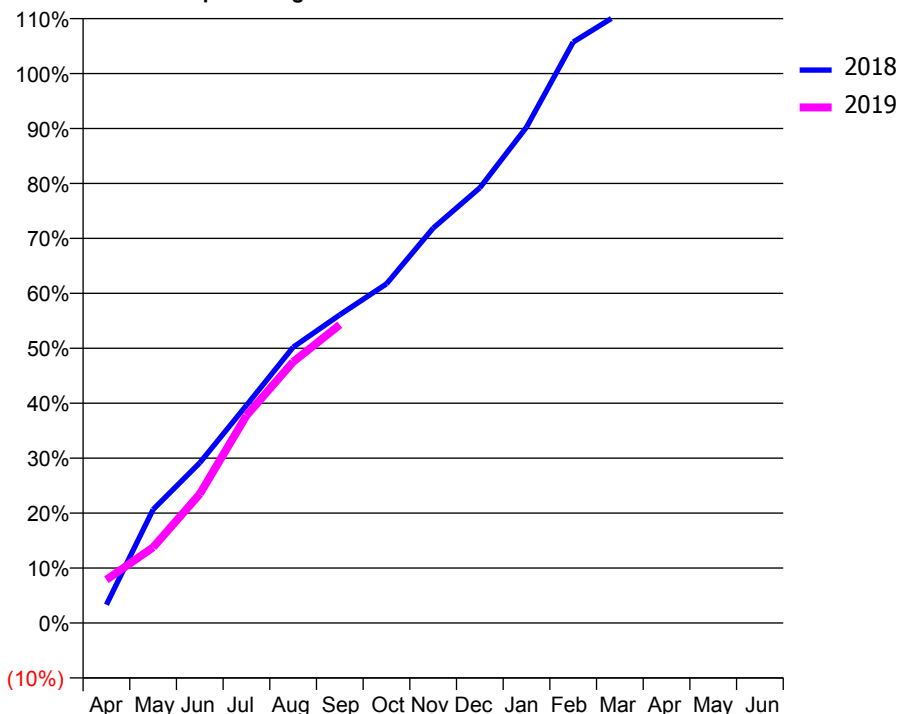
### ACCESS\*

Patients seen in 24 months	Total	Change since previous quarter
Quarter ending September 2017	452	
Quarter ending December 2017	451	→
Quarter ending March 2018	457	→
Quarter ending June 2018	445	↓
Quarter ending September 2018	436	↓
<b>Variance since September 2017</b>	<b>(3.5%)</b>	<b>↓</b>



### ACTIVITY

Cumulative percentage of contracted UDA delivered 2018 & 2019



Adjusted Scheduled Activity (UDA)

Month	2018	2019
April	19	45
May	119	79
June	168	135
July	229	218
August	290	274
September	324	313
October	356	
November	415	
December	457	
January	521	
February	610	
March	640	
April	652	
May	652	
June	652	

### QUALITY

	Quantity	Base Number	Contract	AT	Region	England
% of FP17s for the same patient ID Re-attending within 3 months - Children	16	259	6.2%	9.6%	11.1%	11.6%
% of FP17s for the same patient ID Re-attending within 3 months - Adults	0	0	N/A	13.9%	15.3%	15.5%
% of FP17s for the same patient ID Re-attending between 3 & 9 months - Children	135	259	52.1%	61.8%	61.1%	58.8%
% of FP17s for the same patient ID Re-attending between 3 & 9 months - Adults	0	0	N/A	53.1%	52.3%	51.1%
% of FP17s for Band 1 Urgent Courses	16	246	6.5%	9.9%	9.5%	9.0%
% of FP17s Relating to Free Repair or Replacements	0	246	0.0%	0.6%	0.7%	0.8%
% of FP17s Relating to Continuations	0	246	0.0%	0.9%	0.8%	0.9%
% of Patients satisfied with the dentistry they have received	0	0	N/A	92.6%	93.6%	93.3%
% of Patients satisfied with the time they had to wait for an appointment	0	0	N/A	89.8%	88.8%	88.9%

\* This is based on patients treated on this contract for their most recent course of treatment. Figures in italics indicate the base number of FP17s or Patient Questionnaire responses are less than 100. N/A is shown where the base number of responses is less than 10 during the period. % is calculated as Quantity/Base number\*100

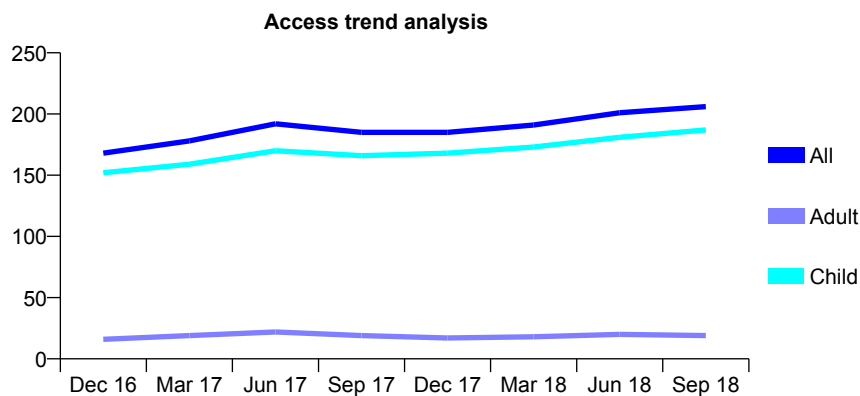
## Q70 - Vital Signs At a Glance Contract Report for 164488/0001 - September 2018

Name or company name	J Gollings & S Gollings
Contract type name	GDS Contract
Purpose of contract	General
Contract start date	01/04/2012
Contract end date	

18/19 Contracted general activity (UDA)	275
Carry forward general activity (UDA)	0
18/19 Contracted orthodontic activity (UOA)	0
Carry forward orthodontic activity (UOA)	0
Baseline contract value	£7,327.07

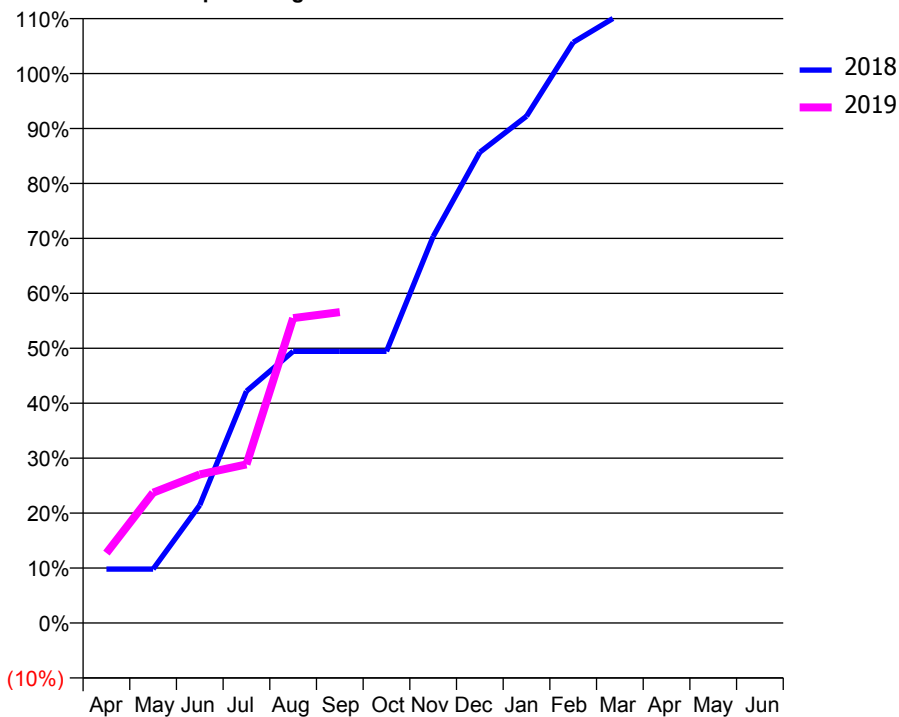
### ACCESS\*

Patients seen in 24 months	Total	Change since previous quarter
Quarter ending September 2017	185	
Quarter ending December 2017	185	→
Quarter ending March 2018	191	↑
Quarter ending June 2018	201	↑
Quarter ending September 2018	206	↑
<b>Variance since September 2017</b>	<b>11.4%</b>	<b>↑</b>



### ACTIVITY

Cumulative percentage of contracted UDA delivered 2018 & 2019



Adjusted Scheduled Activity (UDA)		
Month	2018	2019
April	27	35
May	27	65
June	59	74
July	116	79
August	136	153
September	136	156
October	136	
November	193	
December	236	
January	254	
February	291	
March	305	
April	318	
May	318	
June	318	

### QUALITY

	Quantity	Base Number	Contract	AT	Region	England
% of FP17s for the same patient ID Re-attending within 3 months - Children	4	133	3.0%	9.6%	11.1%	11.6%
% of FP17s for the same patient ID Re-attending within 3 months - Adults	2	8	25.0%	13.9%	15.3%	15.5%
% of FP17s for the same patient ID Re-attending between 3 & 9 months - Children	59	133	44.4%	61.8%	61.1%	58.8%
% of FP17s for the same patient ID Re-attending between 3 & 9 months - Adults	4	8	50.0%	53.1%	52.3%	51.1%
% of FP17s for Band 1 Urgent Courses	3	129	2.3%	9.9%	9.5%	9.0%
% of FP17s Relating to Free Repair or Replacements	0	129	0.0%	0.6%	0.7%	0.8%
% of FP17s Relating to Continuations	1	129	0.8%	0.9%	0.8%	0.9%
% of Patients satisfied with the dentistry they have received	0	0	N/A	92.6%	93.6%	93.3%
% of Patients satisfied with the time they had to wait for an appointment	0	0	N/A	89.8%	88.8%	88.9%

\* This is based on patients treated on this contract for their most recent course of treatment. Figures in italics indicate the base number of FP17s or Patient Questionnaire responses are less than 100. N/A is shown where the base number of responses is less than 10 during the period. % is calculated as Quantity/Base number\*100

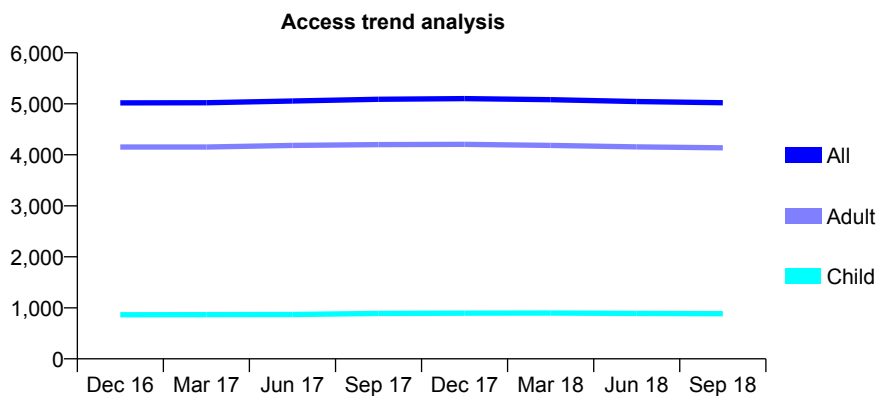
## Q70 - Vital Signs At a Glance Contract Report for 164534/0001 - September 2018

Name or company name	The Triangle Surgery
Contract type name	GDS Contract
Purpose of contract	General
Contract start date	01/04/2011
Contract end date	

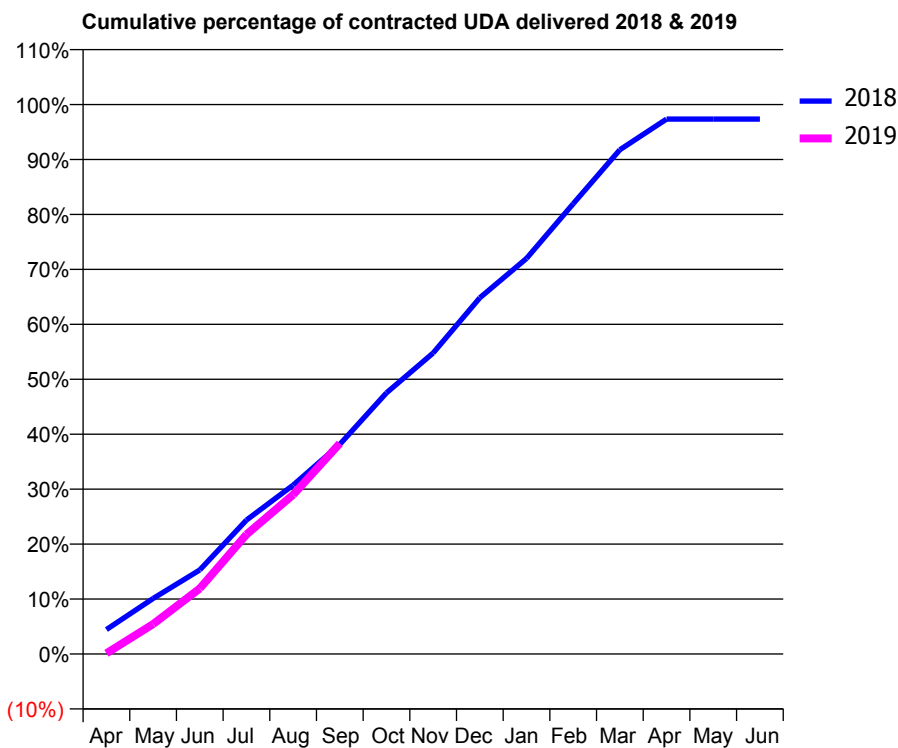
18/19 Contracted general activity (UDA)	17,591
Carry forward general activity (UDA)	444
18/19 Contracted orthodontic activity (UOA)	0
Carry forward orthodontic activity (UOA)	0
Baseline contract value	£552,360.18

### ACCESS\*

Patients seen in 24 months	Total	Change since previous quarter
Quarter ending September 2017	5,090	
Quarter ending December 2017	5,101	→
Quarter ending March 2018	5,081	→
Quarter ending June 2018	5,045	→
Quarter ending September 2018	5,022	→
<b>Variance since September 2017</b>	<b>(1.3%)</b>	<b>↓</b>



### ACTIVITY



Month	Adjusted Scheduled Activity (UDA)	
	2018	2019
April	784	25
May	1,776	960
June	2,690	2,096
July	4,290	3,828
August	5,408	5,098
September	6,711	6,743
October	8,358	
November	9,636	
December	11,406	
January	12,662	
February	14,413	
March	16,142	
April	17,126	
May	17,126	
June	17,126	

### QUALITY

	Quantity	Base Number	Contract	AT	Region	England
% of FP17s for the same patient ID Re-attending within 3 months - Children	21	668	3.1%	9.6%	11.1%	11.6%
% of FP17s for the same patient ID Re-attending within 3 months - Adults	313	2,936	10.7%	13.9%	15.3%	15.5%
% of FP17s for the same patient ID Re-attending between 3 & 9 months - Children	416	668	62.3%	61.8%	61.1%	58.8%
% of FP17s for the same patient ID Re-attending between 3 & 9 months - Adults	1,781	2,936	60.7%	53.1%	52.3%	51.1%
% of FP17s for Band 1 Urgent Courses	227	3,324	6.8%	9.9%	9.5%	9.0%
% of FP17s Relating to Free Repair or Replacements	34	3,324	1.0%	0.6%	0.7%	0.8%
% of FP17s Relating to Continuations	17	3,324	0.5%	0.9%	0.8%	0.9%
% of Patients satisfied with the dentistry they have received	4	4	N/A	92.6%	93.6%	93.3%
% of Patients satisfied with the time they had to wait for an appointment	4	4	N/A	89.8%	88.8%	88.9%

\* This is based on patients treated on this contract for their most recent course of treatment. Figures in italics indicate the base number of FP17s or Patient Questionnaire responses are less than 100. N/A is shown where the base number of responses is less than 10 during the period. % is calculated as Quantity/Base number\*100

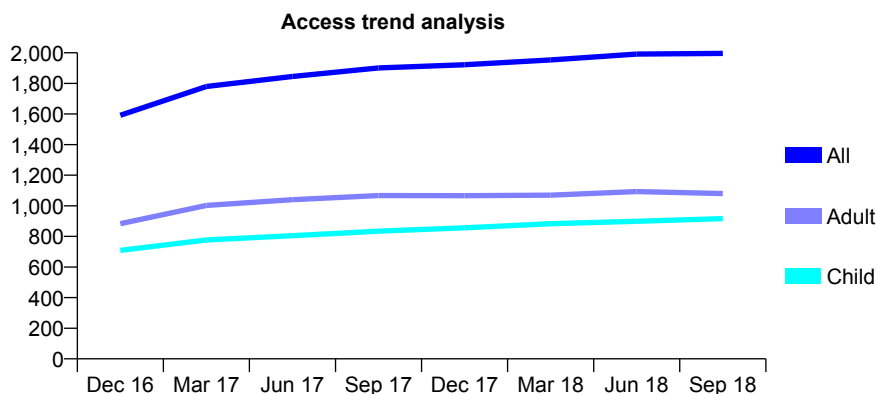
## Q70 - Vital Signs At a Glance Contract Report for 166340/0001 - September 2018

Name or company name	Mr & Mrs Gabriel
Contract type name	GDS Contract
Purpose of contract	General
Contract start date	01/04/2008
Contract end date	

18/19 Contracted general activity (UDA)	3,292
Carry forward general activity (UDA)	0
18/19 Contracted orthodontic activity (UOA)	0
Carry forward orthodontic activity (UOA)	0
Baseline contract value	£84,312.18

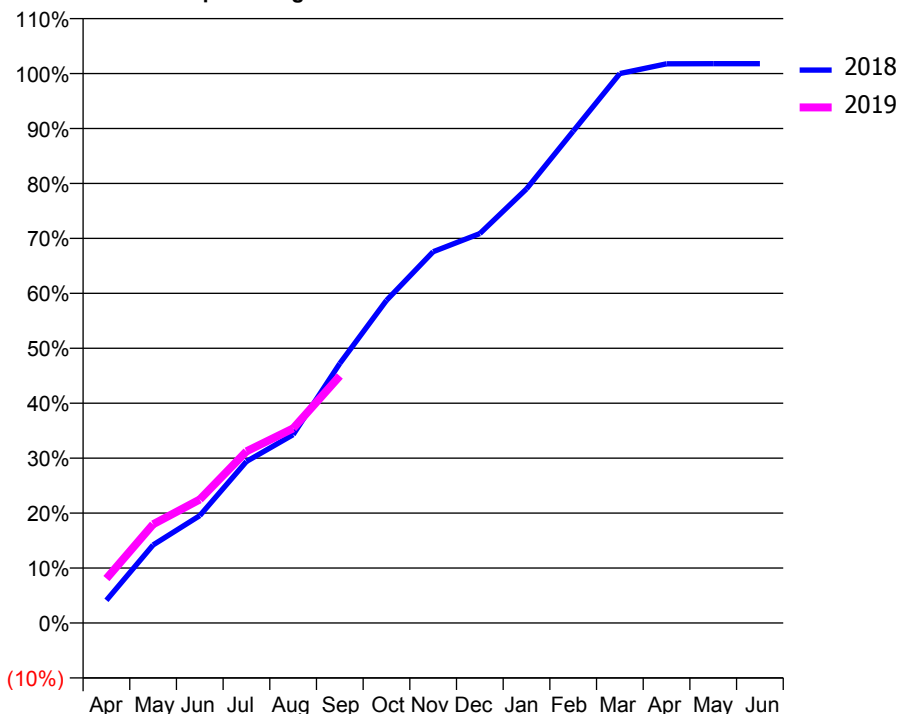
### ACCESS\*

Patients seen in 24 months	Total	Change since previous quarter
Quarter ending September 2017	1,901	
Quarter ending December 2017	1,922	→
Quarter ending March 2018	1,953	→
Quarter ending June 2018	1,992	→
Quarter ending September 2018	1,996	→
<b>Variance since September 2017</b>	<b>5.0%</b>	<b>↑</b>



### ACTIVITY

Cumulative percentage of contracted UDA delivered 2018 & 2019



Month	Adjusted Scheduled Activity (UDA)	
	2018	2019
April	136	266
May	468	592
June	644	740
July	968	1,028
August	1,128	1,166
September	1,555	1,480
October	1,933	
November	2,225	
December	2,333	
January	2,601	
February	2,946	
March	3,292	
April	3,350	
May	3,351	
June	3,351	

### QUALITY

	Quantity	Base Number	Contract	AT	Region	England
% of FP17s for the same patient ID Re-attending within 3 months - Children	50	770	6.5%	9.6%	11.1%	11.6%
% of FP17s for the same patient ID Re-attending within 3 months - Adults	104	785	13.2%	13.9%	15.3%	15.5%
% of FP17s for the same patient ID Re-attending between 3 & 9 months - Children	547	770	71.0%	61.8%	61.1%	58.8%
% of FP17s for the same patient ID Re-attending between 3 & 9 months - Adults	522	785	66.5%	53.1%	52.3%	51.1%
% of FP17s for Band 1 Urgent Courses	40	963	4.2%	9.9%	9.5%	9.0%
% of FP17s Relating to Free Repair or Replacements	0	963	0.0%	0.6%	0.7%	0.8%
% of FP17s Relating to Continuations	1	963	0.1%	0.9%	0.8%	0.9%
% of Patients satisfied with the dentistry they have received	1	1	N/A	92.6%	93.6%	93.3%
% of Patients satisfied with the time they had to wait for an appointment	1	1	N/A	89.8%	88.8%	88.9%

\* This is based on patients treated on this contract for their most recent course of treatment. Figures in italics indicate the base number of FP17s or Patient Questionnaire responses are less than 100. N/A is shown where the base number of responses is less than 10 during the period. % is calculated as Quantity/Base number\*100

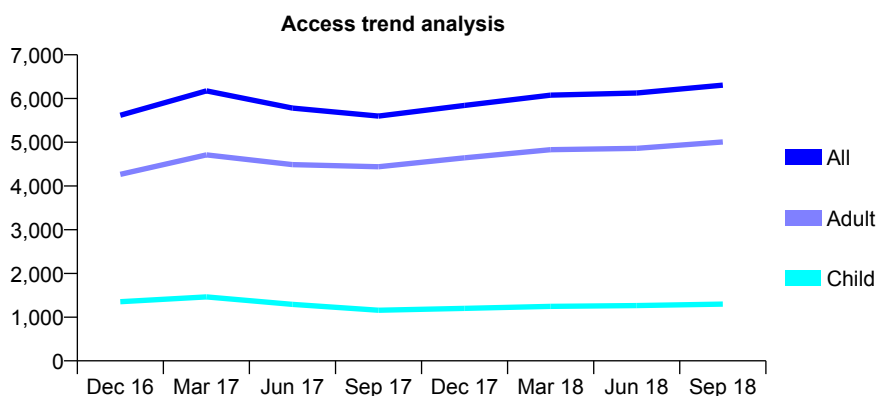
## Q70 - Vital Signs At a Glance Contract Report for 167029/0001 - September 2018

Name or company name	The Dental Practice
Contract type name	GDS Contract
Purpose of contract	General
Contract start date	01/04/2015
Contract end date	

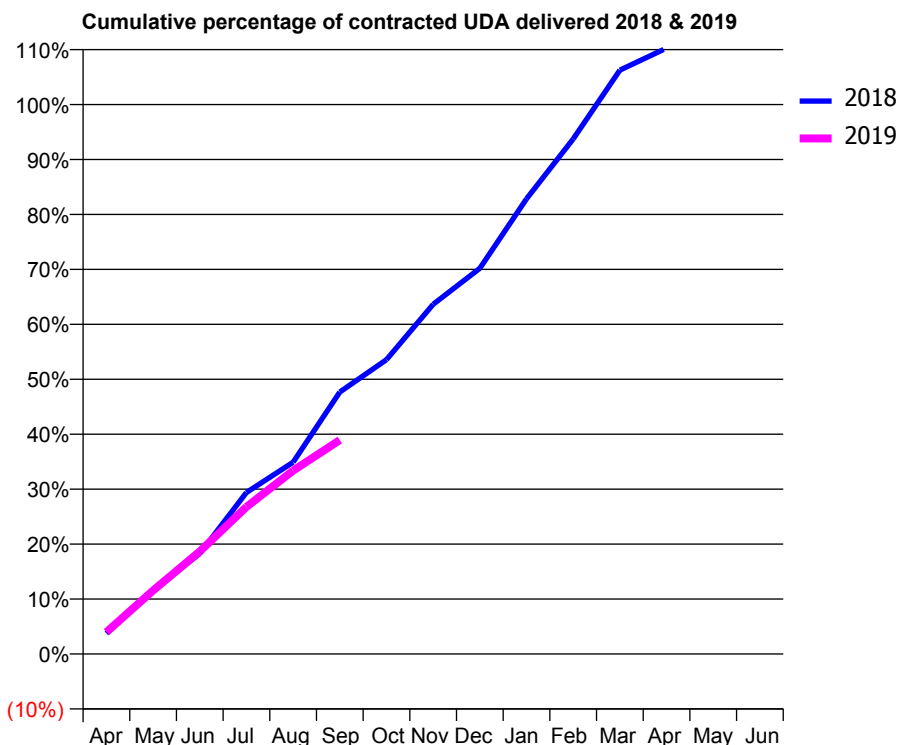
18/19 Contracted general activity (UDA)	16,368
Carry forward general activity (UDA)	0
18/19 Contracted orthodontic activity (UOA)	0
Carry forward orthodontic activity (UOA)	0
Baseline contract value	£461,811.50

### ACCESS\*

Patients seen in 24 months	Total	Change since previous quarter
Quarter ending September 2017	5,597	
Quarter ending December 2017	5,844	↑
Quarter ending March 2018	6,076	↑
Quarter ending June 2018	6,125	→
Quarter ending September 2018	6,307	↑
<b>Variance since September 2017</b>	<b>12.7%</b>	<b>↑</b>



### ACTIVITY



Adjusted Scheduled Activity (UDA)		
Month	2018	2019
April	614	653
May	1,908	1,891
June	2,993	3,058
July	4,812	4,384
August	5,713	5,463
September	7,804	6,375
October	8,767	
November	10,417	
December	11,488	
January	13,559	
February	15,341	
March	17,390	
April	18,046	
May	18,067	
June	18,069	

### QUALITY

	Quantity	Base Number	Contract	AT	Region	England
% of FP17s for the same patient ID Re-attending within 3 months - Children	45	725	6.2%	9.6%	11.1%	11.6%
% of FP17s for the same patient ID Re-attending within 3 months - Adults	467	2,761	16.9%	13.9%	15.3%	15.5%
% of FP17s for the same patient ID Re-attending between 3 & 9 months - Children	452	725	62.3%	61.8%	61.1%	58.8%
% of FP17s for the same patient ID Re-attending between 3 & 9 months - Adults	1,360	2,761	49.3%	53.1%	52.3%	51.1%
% of FP17s for Band 1 Urgent Courses	294	3,157	9.3%	9.9%	9.5%	9.0%
% of FP17s Relating to Free Repair or Replacements	37	3,157	1.2%	0.6%	0.7%	0.8%
% of FP17s Relating to Continuations	81	3,157	2.6%	0.9%	0.8%	0.9%
% of Patients satisfied with the dentistry they have received	0	0	N/A	92.6%	93.6%	93.3%
% of Patients satisfied with the time they had to wait for an appointment	0	0	N/A	89.8%	88.8%	88.9%

\* This is based on patients treated on this contract for their most recent course of treatment. Figures in italics indicate the base number of FP17s or Patient Questionnaire responses are less than 100. N/A is shown where the base number of responses is less than 10 during the period. % is calculated as Quantity/Base number\*100

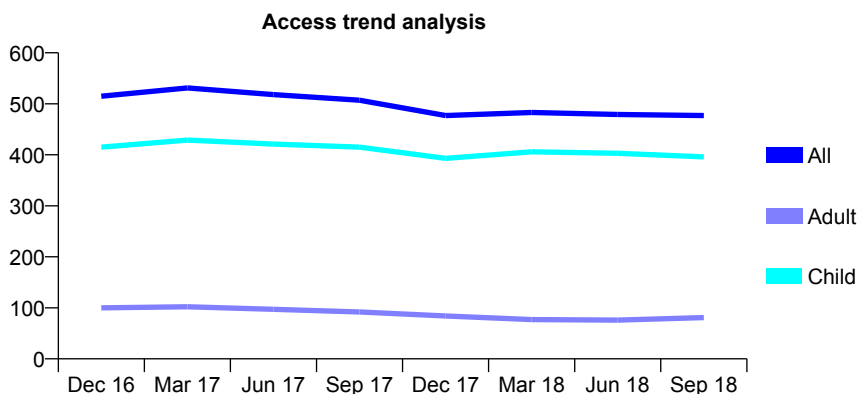
## Q70 - Vital Signs At a Glance Contract Report for 167878/0001 - September 2018

Name or company name	The Lodge Dental Partnership
Contract type name	GDS Contract
Purpose of contract	General
Contract start date	01/03/2011
Contract end date	

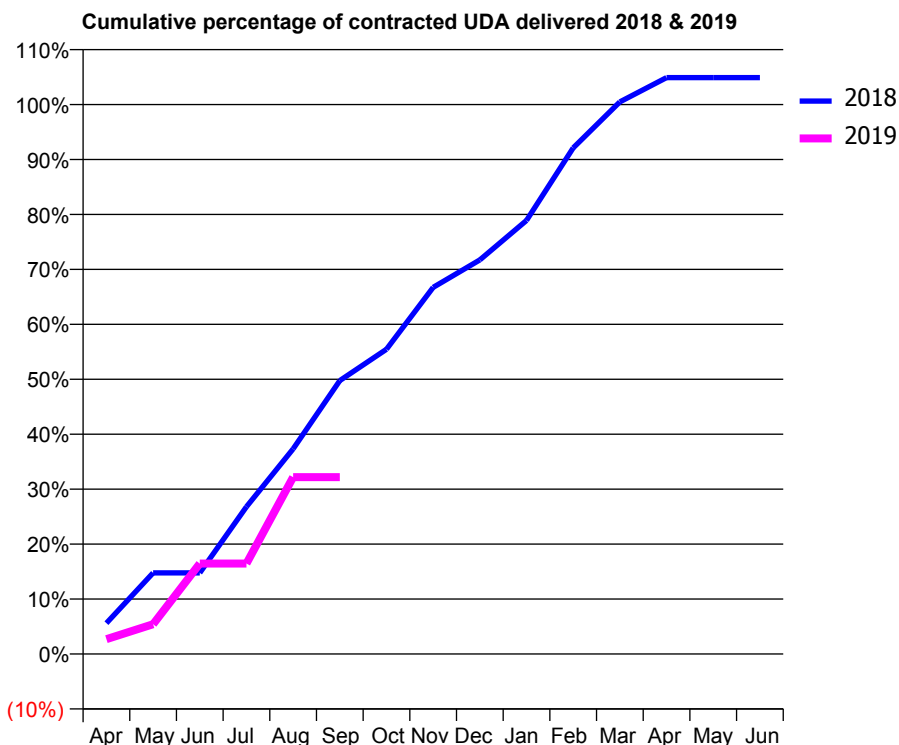
18/19 Contracted general activity (UDA)	825
Carry forward general activity (UDA)	0
18/19 Contracted orthodontic activity (UOA)	0
Carry forward orthodontic activity (UOA)	0
Baseline contract value	£20,048.99

### ACCESS\*

Patients seen in 24 months	Total	Change since previous quarter
Quarter ending September 2017	507	
Quarter ending December 2017	477	↓
Quarter ending March 2018	483	→
Quarter ending June 2018	479	→
Quarter ending September 2018	477	→
<b>Variance since September 2017</b>	<b>(5.9%)</b>	<b>↓</b>



### ACTIVITY



Adjusted Scheduled Activity (UDA)		
Month	2018	2019
April	46	22
May	122	45
June	122	136
July	221	136
August	308	266
September	411	266
October	458	
November	550	
December	592	
January	651	
February	760	
March	829	
April	865	
May	865	
June	865	

### QUALITY

	Quantity	Base Number	Contract	AT	Region	England
% of FP17s for the same patient ID Re-attending within 3 months - Children	10	231	4.3%	9.6%	11.1%	11.6%
% of FP17s for the same patient ID Re-attending within 3 months - Adults	1	18	5.6%	13.9%	15.3%	15.5%
% of FP17s for the same patient ID Re-attending between 3 & 9 months - Children	160	231	69.3%	61.8%	61.1%	58.8%
% of FP17s for the same patient ID Re-attending between 3 & 9 months - Adults	8	18	44.4%	53.1%	52.3%	51.1%
% of FP17s for Band 1 Urgent Courses	18	219	8.2%	9.9%	9.5%	9.0%
% of FP17s Relating to Free Repair or Replacements	0	219	0.0%	0.6%	0.7%	0.8%
% of FP17s Relating to Continuations	0	219	0.0%	0.9%	0.8%	0.9%
% of Patients satisfied with the dentistry they have received	0	0	N/A	92.6%	93.6%	93.3%
% of Patients satisfied with the time they had to wait for an appointment	0	0	N/A	89.8%	88.8%	88.9%

\* This is based on patients treated on this contract for their most recent course of treatment. Figures in italics indicate the base number of FP17s or Patient Questionnaire responses are less than 100. N/A is shown where the base number of responses is less than 10 during the period. % is calculated as Quantity/Base number\*100

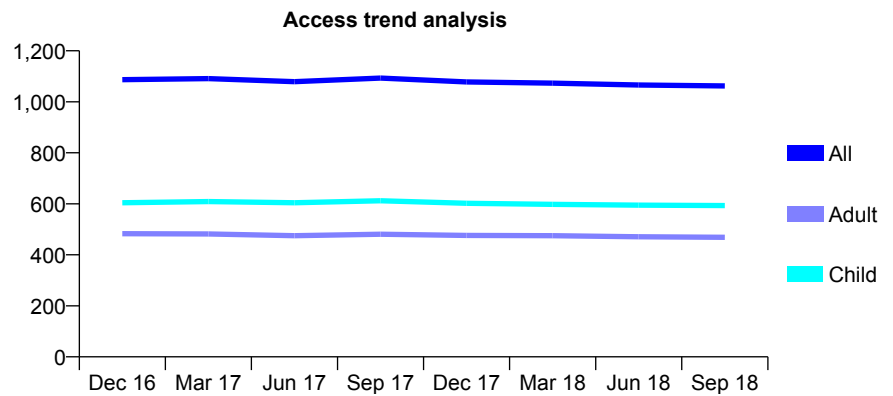
## Q70 - Vital Signs At a Glance Contract Report for 168165/0001 - September 2018

Name or company name	Stalbridge Dental Practice Ltd
Contract type name	GDS Contract
Purpose of contract	General
Contract start date	01/04/2008
Contract end date	

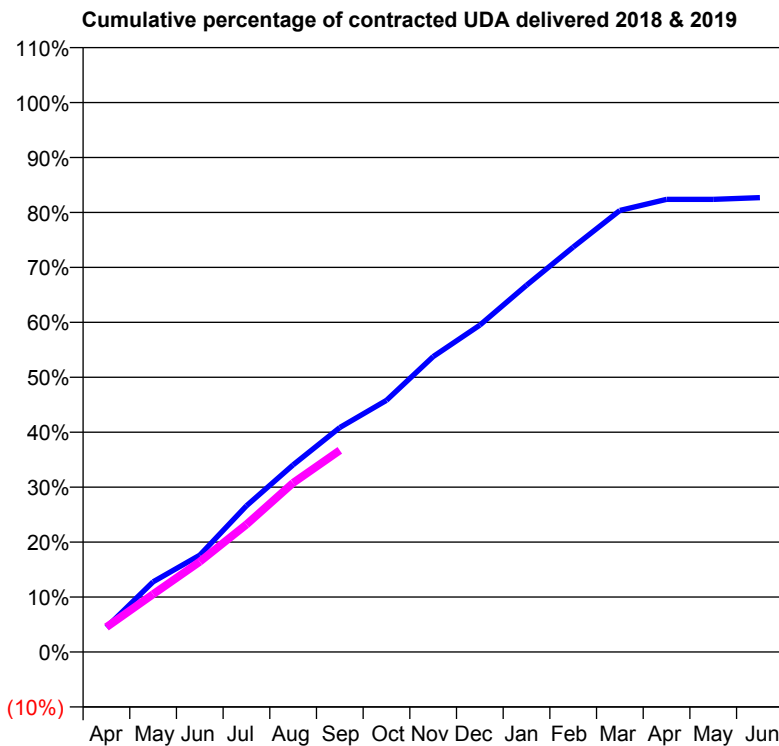
18/19 Contracted general activity (UDA)	3,669
Carry forward general activity (UDA)	0
18/19 Contracted orthodontic activity (UOA)	0
Carry forward orthodontic activity (UOA)	0
Baseline contract value	£94,003.49

### ACCESS\*

Patients seen in 24 months	Total	Change since previous quarter
Quarter ending September 2017	1,093	
Quarter ending December 2017	1,078	↓
Quarter ending March 2018	1,073	→
Quarter ending June 2018	1,066	→
Quarter ending September 2018	1,062	→
<b>Variance since September 2017</b>	<b>(2.8%)</b>	<b>↓</b>



### ACTIVITY



Adjusted Scheduled Activity (UDA)		
Month	2018	2019
April	165	166
May	469	386
June	647	603
July	976	852
August	1,250	1,130
September	1,499	1,347
October	1,681	
November	1,973	
December	2,183	
January	2,449	
February	2,704	
March	2,948	
April	3,022	
May	3,022	
June	3,034	

### QUALITY

	Quantity	Base Number	Contract	AT	Region	England
% of FP17s for the same patient ID Re-attending within 3 months - Children	14	430	3.3%	9.6%	11.1%	11.6%
% of FP17s for the same patient ID Re-attending within 3 months - Adults	37	293	12.6%	13.9%	15.3%	15.5%
% of FP17s for the same patient ID Re-attending between 3 & 9 months - Children	282	430	65.6%	61.8%	61.1%	58.8%
% of FP17s for the same patient ID Re-attending between 3 & 9 months - Adults	172	293	58.7%	53.1%	52.3%	51.1%
% of FP17s for Band 1 Urgent Courses	4	688	0.6%	9.9%	9.5%	9.0%
% of FP17s Relating to Free Repair or Replacements	0	688	0.0%	0.6%	0.7%	0.8%
% of FP17s Relating to Continuations	12	688	1.7%	0.9%	0.8%	0.9%
% of Patients satisfied with the dentistry they have received	0	0	N/A	92.6%	93.6%	93.3%
% of Patients satisfied with the time they had to wait for an appointment	0	0	N/A	89.8%	88.8%	88.9%

\* This is based on patients treated on this contract for their most recent course of treatment. Figures in italics indicate the base number of FP17s or Patient Questionnaire responses are less than 100. N/A is shown where the base number of responses is less than 10 during the period. % is calculated as Quantity/Base number\*100



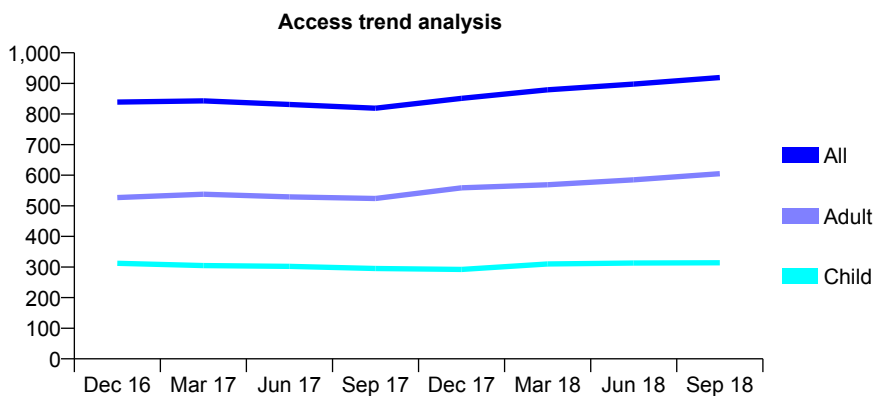
## Q70 - Vital Signs At a Glance Contract Report for 169250/0001 - September 2018

Name or company name	Mrs E Aslani
Contract type name	GDS Contract
Purpose of contract	General
Contract start date	05/06/2009
Contract end date	

18/19 Contracted general activity (UDA)	2,300
Carry forward general activity (UDA)	0
18/19 Contracted orthodontic activity (UOA)	0
Carry forward orthodontic activity (UOA)	0
Baseline contract value	£51,994.49

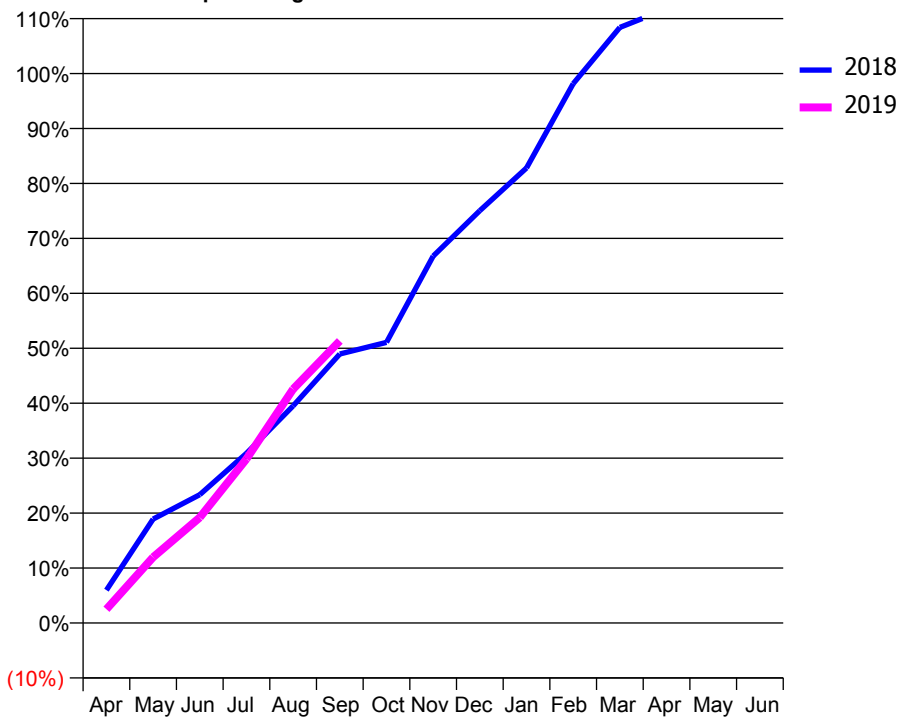
### ACCESS\*

Patients seen in 24 months	Total	Change since previous quarter
Quarter ending September 2017	819	
Quarter ending December 2017	851	↑
Quarter ending March 2018	879	↑
Quarter ending June 2018	898	↑
Quarter ending September 2018	919	↑
<b>Variance since September 2017</b>	<b>12.2%</b>	<b>↑</b>



### ACTIVITY

Cumulative percentage of contracted UDA delivered 2018 & 2019



Adjusted Scheduled Activity (UDA)		
Month	2018	2019
April	137	58
May	435	276
June	537	442
July	710	687
August	909	979
September	1,126	1,181
October	1,174	
November	1,536	
December	1,726	
January	1,904	
February	2,258	
March	2,493	
April	2,570	
May	2,571	
June	2,580	

### QUALITY

	Quantity	Base Number	Contract	AT	Region	England
% of FP17s for the same patient ID Re-attending within 3 months - Children	22	249	8.8%	9.6%	11.1%	11.6%
% of FP17s for the same patient ID Re-attending within 3 months - Adults	84	448	18.8%	13.9%	15.3%	15.5%
% of FP17s for the same patient ID Re-attending between 3 & 9 months - Children	158	249	63.5%	61.8%	61.1%	58.8%
% of FP17s for the same patient ID Re-attending between 3 & 9 months - Adults	249	448	55.6%	53.1%	52.3%	51.1%
% of FP17s for Band 1 Urgent Courses	49	647	7.6%	9.9%	9.5%	9.0%
% of FP17s Relating to Free Repair or Replacements	1	647	0.2%	0.6%	0.7%	0.8%
% of FP17s Relating to Continuations	1	647	0.2%	0.9%	0.8%	0.9%
% of Patients satisfied with the dentistry they have received	0	0	N/A	92.6%	93.6%	93.3%
% of Patients satisfied with the time they had to wait for an appointment	0	0	N/A	89.8%	88.8%	88.9%

\* This is based on patients treated on this contract for their most recent course of treatment. Figures in italics indicate the base number of FP17s or Patient Questionnaire responses are less than 100. N/A is shown where the base number of responses is less than 10 during the period. % is calculated as Quantity/Base number\*100

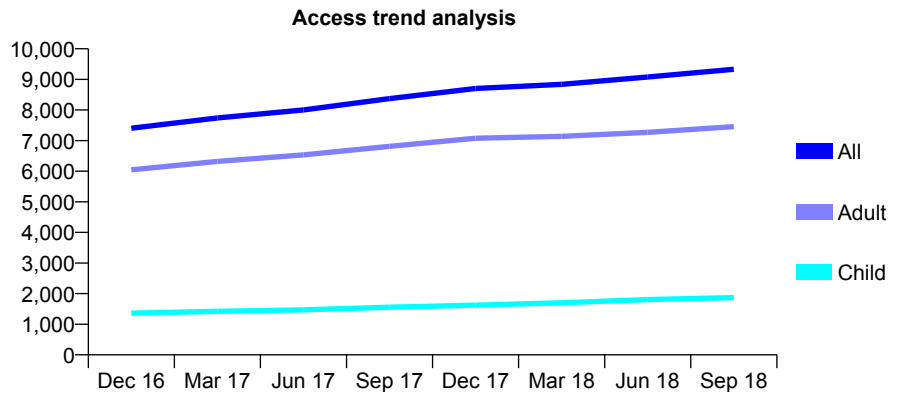
## Q70 - Vital Signs At a Glance Contract Report for 169315/0001 - September 2018

Name or company name	M A & K T Cottrell
Contract type name	GDS Contract
Purpose of contract	General
Contract start date	01/04/2011
Contract end date	

18/19 Contracted general activity (UDA)	24,444
Carry forward general activity (UDA)	0
18/19 Contracted orthodontic activity (UOA)	0
Carry forward orthodontic activity (UOA)	0
Baseline contract value	£617,658.83

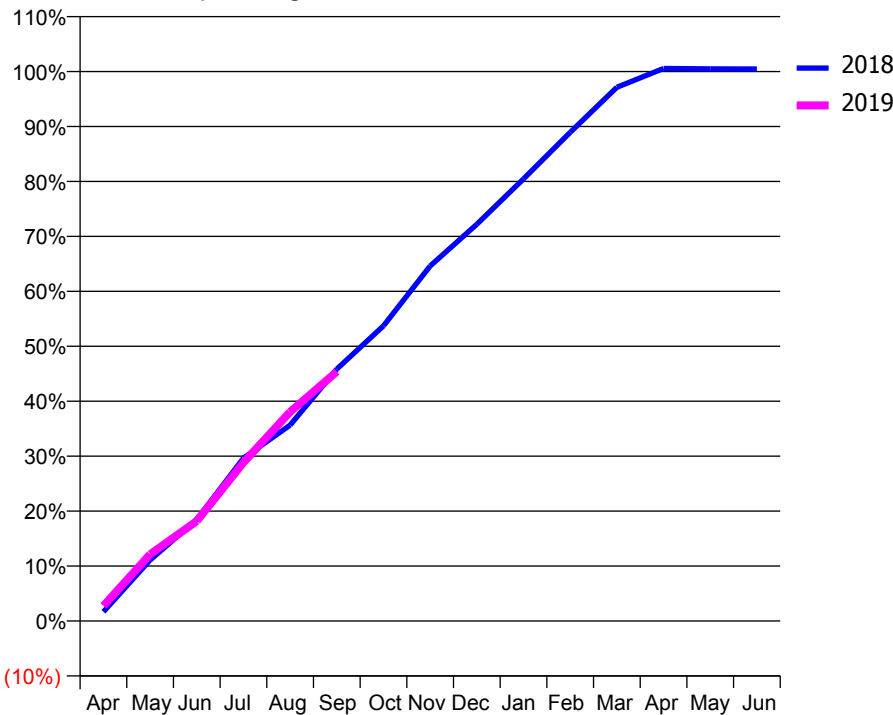
### ACCESS\*

Patients seen in 24 months	Total	Change since previous quarter
Quarter ending September 2017	8,371	
Quarter ending December 2017	8,705	↑
Quarter ending March 2018	8,840	→
Quarter ending June 2018	9,079	↑
Quarter ending September 2018	9,329	↑
<b>Variance since September 2017</b>	<b>11.4%</b>	<b>↑</b>



### ACTIVITY

Cumulative percentage of contracted UDA delivered 2018 & 2019



Month	Adjusted Scheduled Activity (UDA)	
	2018	2019
April	412	674
May	2,714	2,969
June	4,518	4,443
July	7,247	7,051
August	8,717	9,304
September	11,207	11,097
October	13,129	
November	15,792	
December	17,650	
January	19,669	
February	21,735	
March	23,743	
April	24,577	
May	24,560	
June	24,557	

### QUALITY

	Quantity	Base Number	Contract	AT	Region	England
% of FP17s for the same patient ID Re-attending within 3 months - Children	82	1,485	5.5%	9.6%	11.1%	11.6%
% of FP17s for the same patient ID Re-attending within 3 months - Adults	376	4,692	8.0%	13.9%	15.3%	15.5%
% of FP17s for the same patient ID Re-attending between 3 & 9 months - Children	831	1,485	56.0%	61.8%	61.1%	58.8%
% of FP17s for the same patient ID Re-attending between 3 & 9 months - Adults	1,858	4,692	39.6%	53.1%	52.3%	51.1%
% of FP17s for Band 1 Urgent Courses	277	5,813	4.8%	9.9%	9.5%	9.0%
% of FP17s Relating to Free Repair or Replacements	7	5,813	0.1%	0.6%	0.7%	0.8%
% of FP17s Relating to Continuations	29	5,813	0.5%	0.9%	0.8%	0.9%
% of Patients satisfied with the dentistry they have received	5	6	N/A	92.6%	93.6%	93.3%
% of Patients satisfied with the time they had to wait for an appointment	5	6	N/A	89.8%	88.8%	88.9%

\* This is based on patients treated on this contract for their most recent course of treatment. Figures in italics indicate the base number of FP17s or Patient Questionnaire responses are less than 100. N/A is shown where the base number of responses is less than 10 during the period. % is calculated as Quantity/Base number\*100

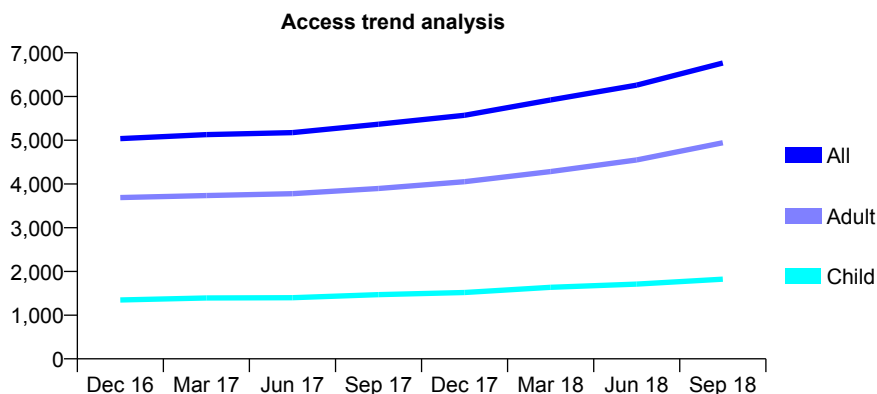
## Q70 - Vital Signs At a Glance Contract Report for 170046/0001 - September 2018

Name or company name	Mr T Darling
Contract type name	GDS Contract
Purpose of contract	General and Orthodontic
Contract start date	01/12/2012
Contract end date	

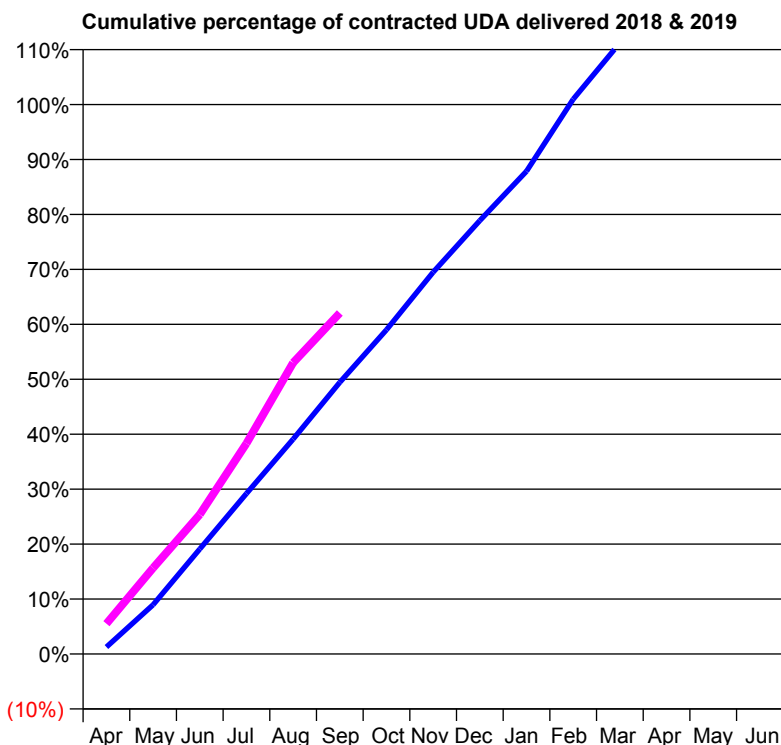
18/19 Contracted general activity (UDA)	13,766
Carry forward general activity (UDA)	0
18/19 Contracted orthodontic activity (UOA)	221
Carry forward orthodontic activity (UOA)	0
Baseline contract value	£349,656.57

### ACCESS\*

Patients seen in 24 months	Total	Change since previous quarter
Quarter ending September 2017	5,366	
Quarter ending December 2017	5,571	↑
Quarter ending March 2018	5,921	↑
Quarter ending June 2018	6,259	↑
Quarter ending September 2018	6,766	↑
<b>Variance since September 2017</b>	<b>26.1%</b>	<b>↑</b>



### ACTIVITY



Month	Adjusted Scheduled Activity (UDA)	
	2018	2019
April	174	760
May	1,236	2,156
June	2,629	3,497
July	4,019	5,276
August	5,385	7,296
September	6,808	8,543
October	8,123	
November	9,565	
December	10,858	
January	12,093	
February	13,898	
March	15,308	
April	15,945	
May	16,026	
June	16,045	

### QUALITY

	Quantity	Base Number	Contract	AT	Region	England
% of FP17s for the same patient ID Re-attending within 3 months - Children	73	1,290	5.7%	9.6%	11.1%	11.6%
% of FP17s for the same patient ID Re-attending within 3 months - Adults	389	3,264	11.9%	13.9%	15.3%	15.5%
% of FP17s for the same patient ID Re-attending between 3 & 9 months - Children	629	1,290	48.8%	61.8%	61.1%	58.8%
% of FP17s for the same patient ID Re-attending between 3 & 9 months - Adults	1,295	3,264	39.7%	53.1%	52.3%	51.1%
% of FP17s for Band 1 Urgent Courses	283	4,173	6.8%	9.9%	9.5%	9.0%
% of FP17s Relating to Free Repair or Replacements	0	4,173	0.0%	0.6%	0.7%	0.8%
% of FP17s Relating to Continuations	69	4,173	1.7%	0.9%	0.8%	0.9%
% of Patients satisfied with the dentistry they have received	2	2	N/A	92.6%	93.6%	93.3%
% of Patients satisfied with the time they had to wait for an appointment	2	2	N/A	89.8%	88.8%	88.9%

\* This is based on patients treated on this contract for their most recent course of treatment. Figures in italics indicate the base number of FP17s or Patient Questionnaire responses are less than 100. N/A is shown where the base number of responses is less than 10 during the period. % is calculated as Quantity/Base number\*100

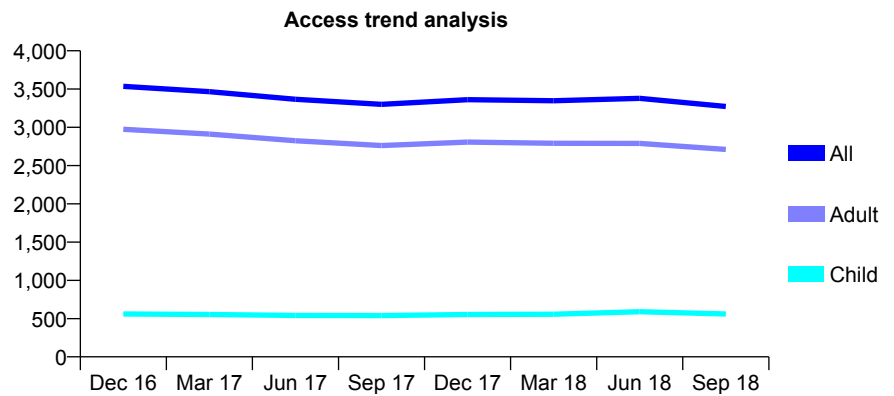
## Q70 - Vital Signs At a Glance Contract Report for 170127/0001 - September 2018

Name or company name	The Erfans
Contract type name	GDS Contract
Purpose of contract	General
Contract start date	16/04/2012
Contract end date	

18/19 Contracted general activity (UDA)	9,107
Carry forward general activity (UDA)	0
18/19 Contracted orthodontic activity (UOA)	0
Carry forward orthodontic activity (UOA)	0
Baseline contract value	£226,523.67

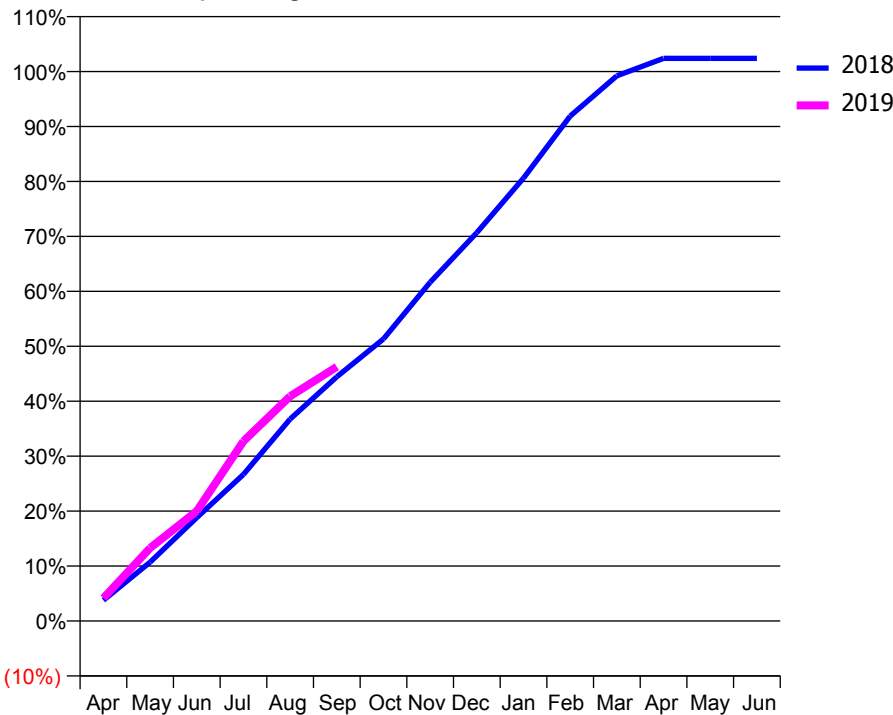
### ACCESS\*

Patients seen in 24 months	Total	Change since previous quarter
Quarter ending September 2017	3,301	
Quarter ending December 2017	3,361	→
Quarter ending March 2018	3,348	→
Quarter ending June 2018	3,379	→
Quarter ending September 2018	3,272	↓
<b>Variance since September 2017</b>	<b>(0.9%)</b>	→



### ACTIVITY

Cumulative percentage of contracted UDA delivered 2018 & 2019



Month	Adjusted Scheduled Activity (UDA)	
	2018	2019
April	343	379
May	977	1,209
June	1,714	1,823
July	2,430	2,979
August	3,347	3,725
September	4,047	4,213
October	4,674	
November	5,615	
December	6,436	
January	7,340	
February	8,368	
March	9,036	
April	9,326	
May	9,326	
June	9,325	

### QUALITY

	Quantity	Base Number	Contract	AT	Region	England
% of FP17s for the same patient ID Re-attending within 3 months - Children	9	330	2.7%	9.6%	11.1%	11.6%
% of FP17s for the same patient ID Re-attending within 3 months - Adults	174	1,747	10.0%	13.9%	15.3%	15.5%
% of FP17s for the same patient ID Re-attending between 3 & 9 months - Children	175	330	53.0%	61.8%	61.1%	58.8%
% of FP17s for the same patient ID Re-attending between 3 & 9 months - Adults	1,119	1,747	64.1%	53.1%	52.3%	51.1%
% of FP17s for Band 1 Urgent Courses	89	1,968	4.5%	9.9%	9.5%	9.0%
% of FP17s Relating to Free Repair or Replacements	17	1,968	0.9%	0.6%	0.7%	0.8%
% of FP17s Relating to Continuations	26	1,968	1.3%	0.9%	0.8%	0.9%
% of Patients satisfied with the dentistry they have received	4	7	N/A	92.6%	93.6%	93.3%
% of Patients satisfied with the time they had to wait for an appointment	5	7	N/A	89.8%	88.8%	88.9%

\* This is based on patients treated on this contract for their most recent course of treatment. Figures in italics indicate the base number of FP17s or Patient Questionnaire responses are less than 100. N/A is shown where the base number of responses is less than 10 during the period. % is calculated as Quantity/Base number\*100

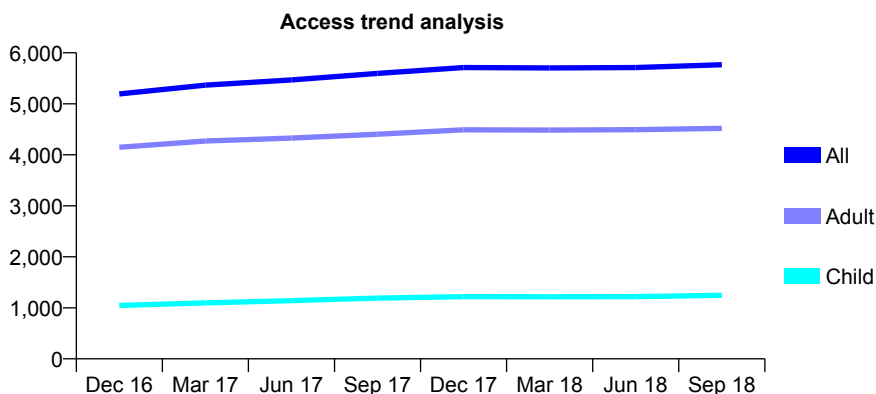
## Q70 - Vital Signs At a Glance Contract Report for 170542/0001 - September 2018

Name or company name	Mr A Ebodi Deljoujin
Contract type name	GDS Contract
Purpose of contract	General
Contract start date	01/10/2010
Contract end date	

18/19 Contracted general activity (UDA)	17,076
Carry forward general activity (UDA)	0
18/19 Contracted orthodontic activity (UOA)	0
Carry forward orthodontic activity (UOA)	0
Baseline contract value	£410,167.17

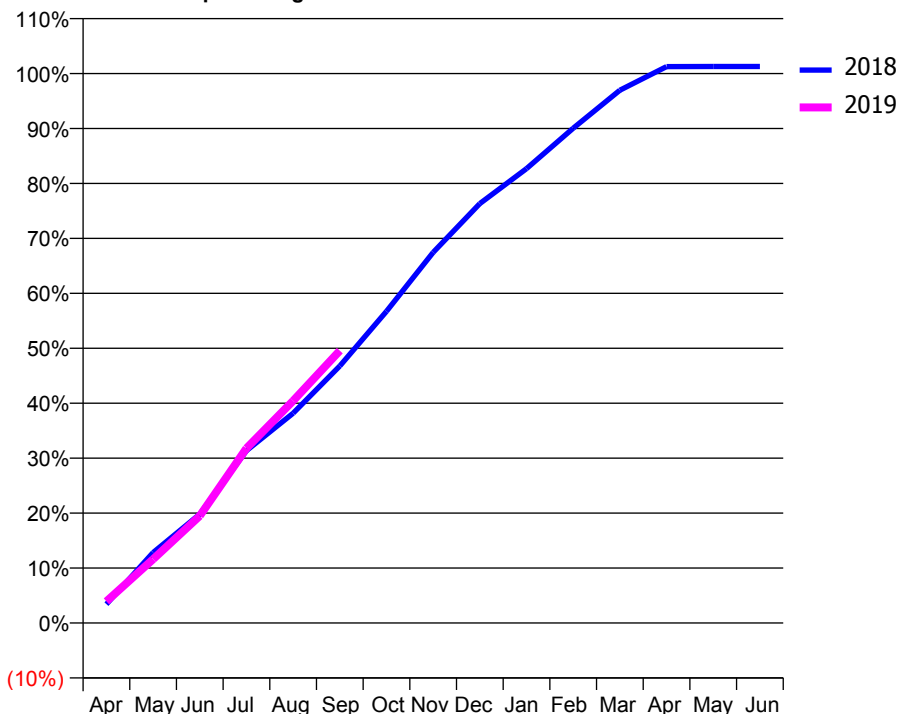
### ACCESS\*

Patients seen in 24 months	Total	Change since previous quarter
Quarter ending September 2017	5,595	
Quarter ending December 2017	5,710	↑
Quarter ending March 2018	5,702	→
Quarter ending June 2018	5,712	→
Quarter ending September 2018	5,767	→
<b>Variance since September 2017</b>	<b>3.1%</b>	<b>↑</b>



### ACTIVITY

Cumulative percentage of contracted UDA delivered 2018 & 2019



Month	Adjusted Scheduled Activity (UDA)	
	2018	2019
April	587	674
May	2,191	1,985
June	3,382	3,331
July	5,355	5,432
August	6,521	6,905
September	7,989	8,465
October	9,685	
November	11,518	
December	13,033	
January	14,122	
February	15,377	
March	16,558	
April	17,292	
May	17,294	
June	17,294	

### QUALITY

	Quantity	Base Number	Contract	AT	Region	England
% of FP17s for the same patient ID Re-attending within 3 months - Children	66	999	6.6%	9.6%	11.1%	11.6%
% of FP17s for the same patient ID Re-attending within 3 months - Adults	470	3,522	13.3%	13.9%	15.3%	15.5%
% of FP17s for the same patient ID Re-attending between 3 & 9 months - Children	633	999	63.4%	61.8%	61.1%	58.8%
% of FP17s for the same patient ID Re-attending between 3 & 9 months - Adults	2,317	3,522	65.8%	53.1%	52.3%	51.1%
% of FP17s for Band 1 Urgent Courses	284	4,227	6.7%	9.9%	9.5%	9.0%
% of FP17s Relating to Free Repair or Replacements	7	4,227	0.2%	0.6%	0.7%	0.8%
% of FP17s Relating to Continuations	51	4,227	1.2%	0.9%	0.8%	0.9%
% of Patients satisfied with the dentistry they have received	0	0	N/A	92.6%	93.6%	93.3%
% of Patients satisfied with the time they had to wait for an appointment	0	0	N/A	89.8%	88.8%	88.9%

\* This is based on patients treated on this contract for their most recent course of treatment. Figures in italics indicate the base number of FP17s or Patient Questionnaire responses are less than 100. N/A is shown where the base number of responses is less than 10 during the period. % is calculated as Quantity/Base number\*100

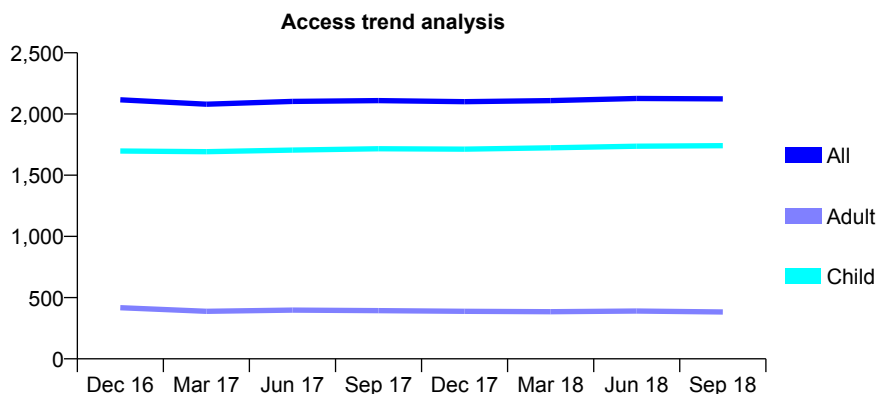
## Q70 - Vital Signs At a Glance Contract Report for 171921/0001 - September 2018

Name or company name	Beauchamp House Dental Surgery
Contract type name	GDS Contract
Purpose of contract	General
Contract start date	01/04/2009
Contract end date	

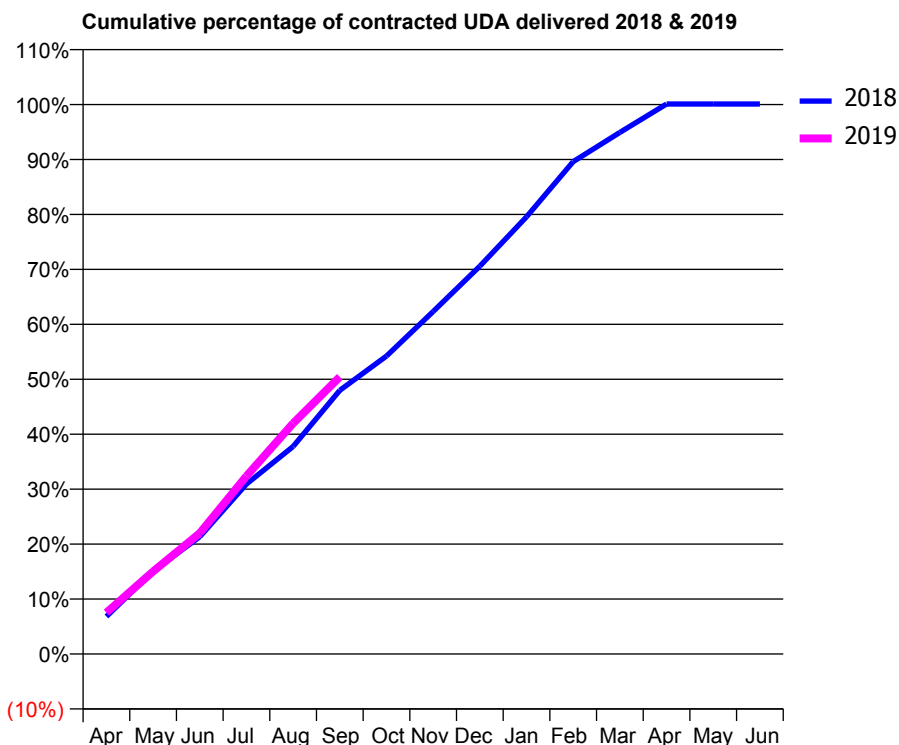
18/19 Contracted general activity (UDA)	5,000
Carry forward general activity (UDA)	0
18/19 Contracted orthodontic activity (UOA)	0
Carry forward orthodontic activity (UOA)	0
Baseline contract value	£154,970.13

### ACCESS\*

Patients seen in 24 months	Total	Change since previous quarter
Quarter ending September 2017	2,110	
Quarter ending December 2017	2,101	→
Quarter ending March 2018	2,109	→
Quarter ending June 2018	2,127	→
Quarter ending September 2018	2,124	→
<b>Variance since September 2017</b>	<b>0.7%</b>	<b>→</b>



### ACTIVITY



Adjusted Scheduled Activity (UDA)		
Month	2018	2019
April	342	377
May	753	751
June	1,067	1,100
July	1,547	1,619
August	1,888	2,100
September	2,399	2,522
October	2,712	
November	3,117	
December	3,529	
January	3,978	
February	4,481	
March	4,746	
April	5,004	
May	5,004	
June	5,004	

### QUALITY

	Quantity	Base Number	Contract	AT	Region	England
% of FP17s for the same patient ID Re-attending within 3 months - Children	133	1,637	8.1%	9.6%	11.1%	11.6%
% of FP17s for the same patient ID Re-attending within 3 months - Adults	28	183	15.3%	13.9%	15.3%	15.5%
% of FP17s for the same patient ID Re-attending between 3 & 9 months - Children	1,109	1,637	67.7%	61.8%	61.1%	58.8%
% of FP17s for the same patient ID Re-attending between 3 & 9 months - Adults	115	183	62.8%	53.1%	52.3%	51.1%
% of FP17s for Band 1 Urgent Courses	69	1,672	4.1%	9.9%	9.5%	9.0%
% of FP17s Relating to Free Repair or Replacements	0	1,672	0.0%	0.6%	0.7%	0.8%
% of FP17s Relating to Continuations	0	1,672	0.0%	0.9%	0.8%	0.9%
% of Patients satisfied with the dentistry they have received	1	1	N/A	92.6%	93.6%	93.3%
% of Patients satisfied with the time they had to wait for an appointment	1	1	N/A	89.8%	88.8%	88.9%

\* This is based on patients treated on this contract for their most recent course of treatment. Figures in italics indicate the base number of FP17s or Patient Questionnaire responses are less than 100. N/A is shown where the base number of responses is less than 10 during the period. % is calculated as Quantity/Base number\*100

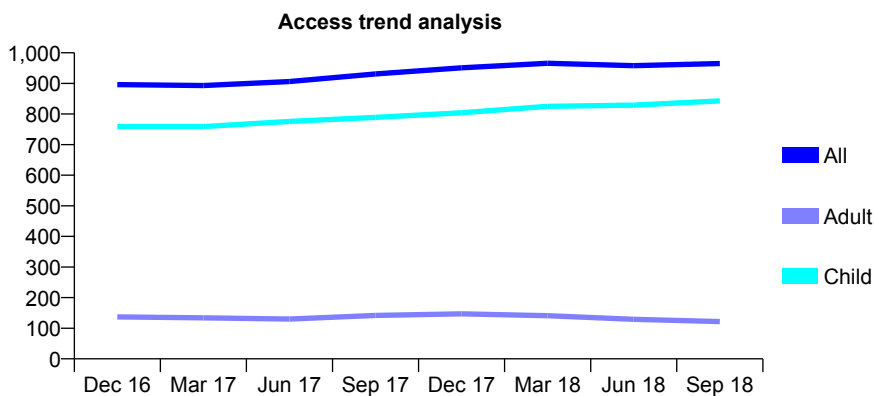
## Q70 - Vital Signs At a Glance Contract Report for 173363/0001 - September 2018

Name or company name	MLL Portchester
Contract type name	GDS Contract
Purpose of contract	General
Contract start date	01/10/2009
Contract end date	

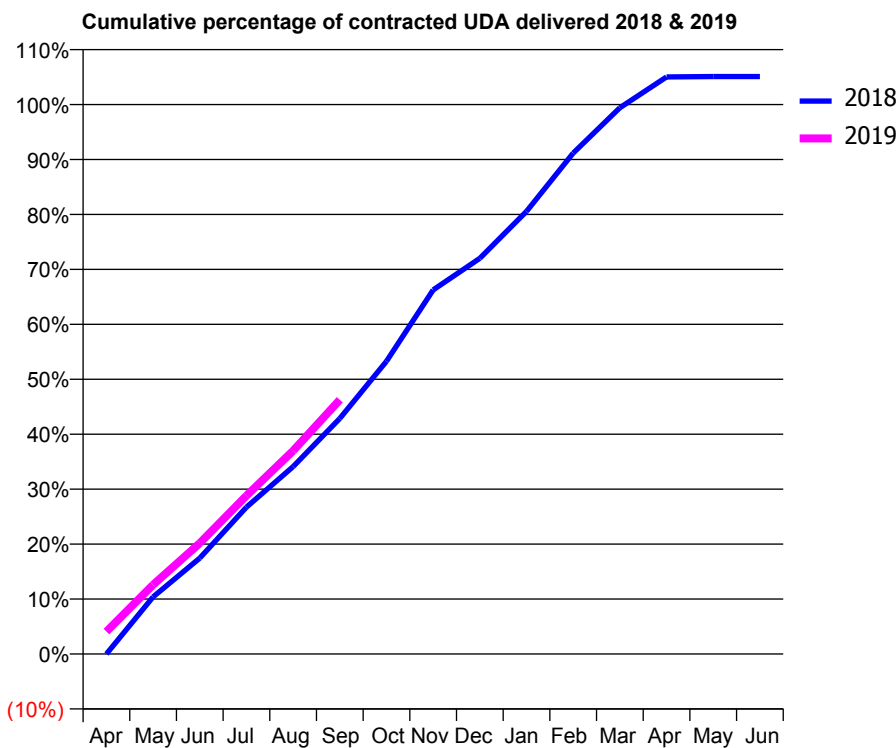
18/19 Contracted general activity (UDA)	1,430
Carry forward general activity (UDA)	0
18/19 Contracted orthodontic activity (UOA)	0
Carry forward orthodontic activity (UOA)	0
Baseline contract value	£36,645.91

### ACCESS\*

Patients seen in 24 months	Total	Change since previous quarter
Quarter ending September 2017	931	
Quarter ending December 2017	951	↑
Quarter ending March 2018	966	→
Quarter ending June 2018	958	→
Quarter ending September 2018	965	→
<b>Variance since September 2017</b>	<b>3.7%</b>	<b>↑</b>



### ACTIVITY



Month	Adjusted Scheduled Activity (UDA)	
	2018	2019
April	0	58
May	149	180
June	250	289
July	382	412
August	488	529
September	613	662
October	762	
November	947	
December	1,030	
January	1,152	
February	1,304	
March	1,421	
April	1,502	
May	1,503	
June	1,503	

### QUALITY

	Quantity	Base Number	Contract	AT	Region	England
% of FP17s for the same patient ID Re-attending within 3 months - Children	21	512	4.1%	9.6%	11.1%	11.6%
% of FP17s for the same patient ID Re-attending within 3 months - Adults	1	26	3.8%	13.9%	15.3%	15.5%
% of FP17s for the same patient ID Re-attending between 3 & 9 months - Children	254	512	49.6%	61.8%	61.1%	58.8%
% of FP17s for the same patient ID Re-attending between 3 & 9 months - Adults	10	26	38.5%	53.1%	52.3%	51.1%
% of FP17s for Band 1 Urgent Courses	18	480	3.8%	9.9%	9.5%	9.0%
% of FP17s Relating to Free Repair or Replacements	0	480	0.0%	0.6%	0.7%	0.8%
% of FP17s Relating to Continuations	0	480	0.0%	0.9%	0.8%	0.9%
% of Patients satisfied with the dentistry they have received	0	0	N/A	92.6%	93.6%	93.3%
% of Patients satisfied with the time they had to wait for an appointment	0	0	N/A	89.8%	88.8%	88.9%

\* This is based on patients treated on this contract for their most recent course of treatment. Figures in italics indicate the base number of FP17s or Patient Questionnaire responses are less than 100. N/A is shown where the base number of responses is less than 10 during the period. % is calculated as Quantity/Base number\*100



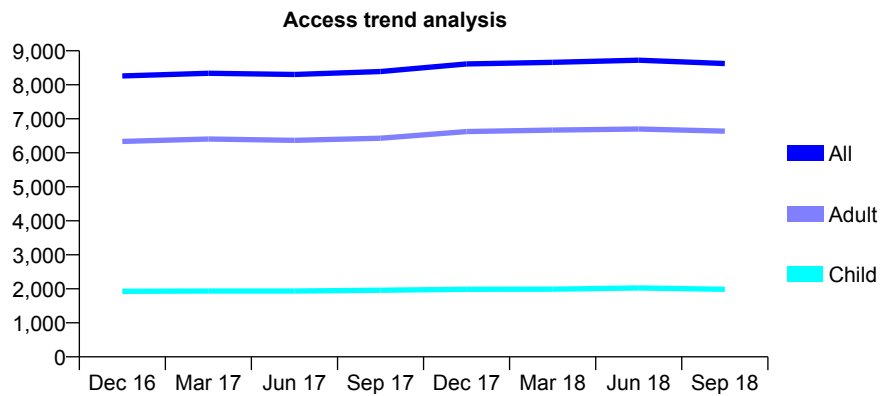
## Q70 - Vital Signs At a Glance Contract Report for 175226/0001 - September 2018

Name or company name	S Cowley, R Ingham and J Angelo
Contract type name	GDS Contract
Purpose of contract	General
Contract start date	01/04/2009
Contract end date	

18/19 Contracted general activity (UDA)	26,029
Carry forward general activity (UDA)	0
18/19 Contracted orthodontic activity (UOA)	0
Carry forward orthodontic activity (UOA)	0
Baseline contract value	£771,570.74

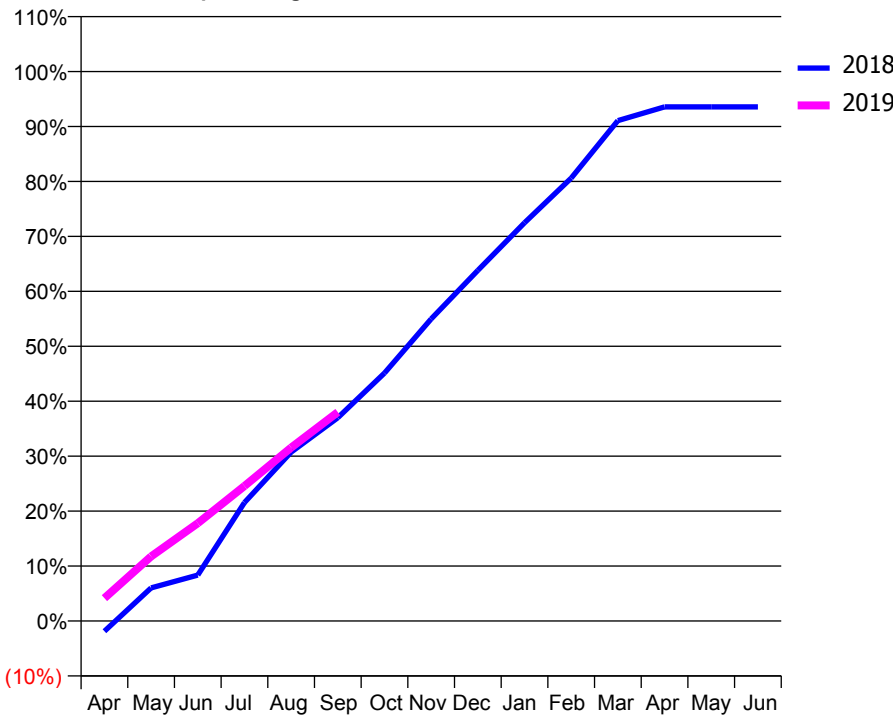
### ACCESS\*

Patients seen in 24 months	Total	Change since previous quarter
Quarter ending September 2017	8,389	
Quarter ending December 2017	8,614	↑
Quarter ending March 2018	8,660	→
Quarter ending June 2018	8,725	→
Quarter ending September 2018	8,624	↓
<b>Variance since September 2017</b>	<b>2.8%</b>	<b>↑</b>



### ACTIVITY

Cumulative percentage of contracted UDA delivered 2018 & 2019



Month	2018	2019
April	-452	1,084
May	1,449	3,059
June	2,008	4,632
July	5,184	6,394
August	7,384	8,216
September	8,889	9,892
October	10,844	
November	13,212	
December	15,330	
January	17,416	
February	19,368	
March	21,883	
April	22,483	
May	22,483	
June	22,483	

### QUALITY

	Quantity	Base Number	Contract	AT	Region	England
% of FP17s for the same patient ID Re-attending within 3 months - Children	81	1,290	6.3%	9.6%	11.1%	11.6%
% of FP17s for the same patient ID Re-attending within 3 months - Adults	733	4,231	17.3%	13.9%	15.3%	15.5%
% of FP17s for the same patient ID Re-attending between 3 & 9 months - Children	775	1,290	60.1%	61.8%	61.1%	58.8%
% of FP17s for the same patient ID Re-attending between 3 & 9 months - Adults	2,229	4,231	52.7%	53.1%	52.3%	51.1%
% of FP17s for Band 1 Urgent Courses	537	5,264	10.2%	9.9%	9.5%	9.0%
% of FP17s Relating to Free Repair or Replacements	29	5,264	0.6%	0.6%	0.7%	0.8%
% of FP17s Relating to Continuations	139	5,264	2.6%	0.9%	0.8%	0.9%
% of Patients satisfied with the dentistry they have received	2	3	N/A	92.6%	93.6%	93.3%
% of Patients satisfied with the time they had to wait for an appointment	1	3	N/A	89.8%	88.8%	88.9%

\* This is based on patients treated on this contract for their most recent course of treatment. Figures in italics indicate the base number of FP17s or Patient Questionnaire responses are less than 100. N/A is shown where the base number of responses is less than 10 during the period. % is calculated as Quantity/Base number\*100

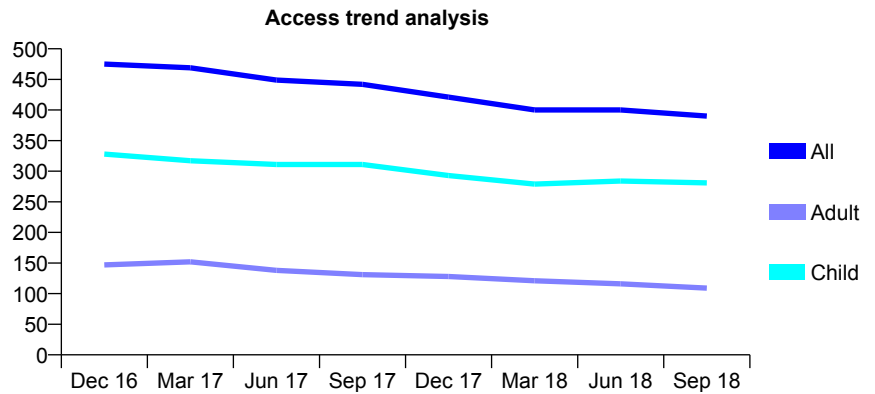
## Q70 - Vital Signs At a Glance Contract Report for 177148/0001 - September 2018

Name or company name	Miss S K Dau
Contract type name	GDS Contract
Purpose of contract	General
Contract start date	01/02/2014
Contract end date	

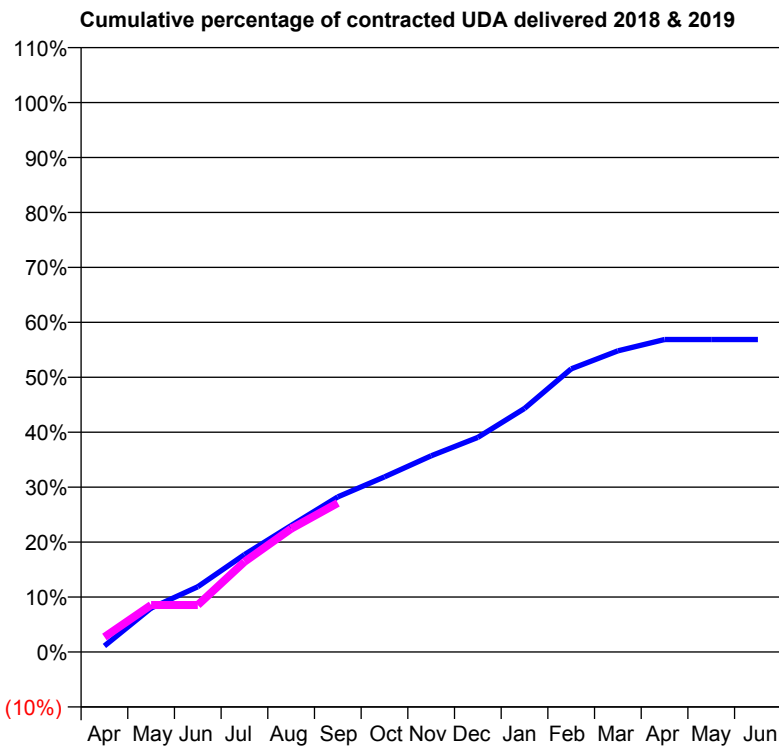
18/19 Contracted general activity (UDA)	1,500
Carry forward general activity (UDA)	0
18/19 Contracted orthodontic activity (UOA)	0
Carry forward orthodontic activity (UOA)	0
Baseline contract value	£35,668.94

### ACCESS\*

Patients seen in 24 months	Total	Change since previous quarter
Quarter ending September 2017	442	
Quarter ending December 2017	421	↓
Quarter ending March 2018	400	↓
Quarter ending June 2018	400	→
Quarter ending September 2018	390	↓
<b>Variance since September 2017</b>	<b>(11.8%)</b>	<b>↓</b>



### ACTIVITY



Month	Adjusted Scheduled Activity (UDA)	
	2018	2019
April	17	41
May	120	128
June	178	128
July	266	246
August	345	337
September	424	407
October	478	
November	536	
December	586	
January	665	
February	773	
March	822	
April	853	
May	853	
June	853	

### QUALITY

	Quantity	Base Number	Contract	AT	Region	England
% of FP17s for the same patient ID Re-attending within 3 months - Children	10	246	4.1%	9.6%	11.1%	11.6%
% of FP17s for the same patient ID Re-attending within 3 months - Adults	2	57	3.5%	13.9%	15.3%	15.5%
% of FP17s for the same patient ID Re-attending between 3 & 9 months - Children	166	246	67.5%	61.8%	61.1%	58.8%
% of FP17s for the same patient ID Re-attending between 3 & 9 months - Adults	47	57	82.5%	53.1%	52.3%	51.1%
% of FP17s for Band 1 Urgent Courses	9	286	3.1%	9.9%	9.5%	9.0%
% of FP17s Relating to Free Repair or Replacements	0	286	0.0%	0.6%	0.7%	0.8%
% of FP17s Relating to Continuations	0	286	0.0%	0.9%	0.8%	0.9%
% of Patients satisfied with the dentistry they have received	0	0	N/A	92.6%	93.6%	93.3%
% of Patients satisfied with the time they had to wait for an appointment	0	0	N/A	89.8%	88.8%	88.9%

\* This is based on patients treated on this contract for their most recent course of treatment. Figures in italics indicate the base number of FP17s or Patient Questionnaire responses are less than 100. N/A is shown where the base number of responses is less than 10 during the period. % is calculated as Quantity/Base number\*100

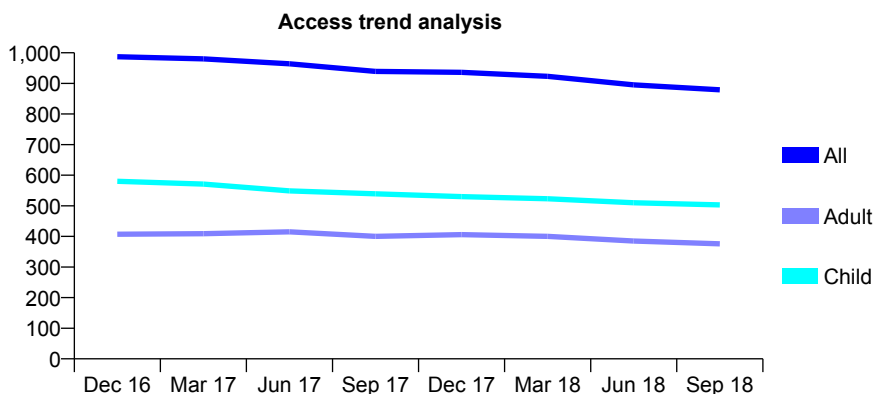
## Q70 - Vital Signs At a Glance Contract Report for 177571/0001 - September 2018

Name or company name	Mr M Dellafera
Contract type name	GDS Contract
Purpose of contract	General
Contract start date	01/07/2008
Contract end date	

18/19 Contracted general activity (UDA)	1,950
Carry forward general activity (UDA)	0
18/19 Contracted orthodontic activity (UOA)	0
Carry forward orthodontic activity (UOA)	0
Baseline contract value	£44,331.00

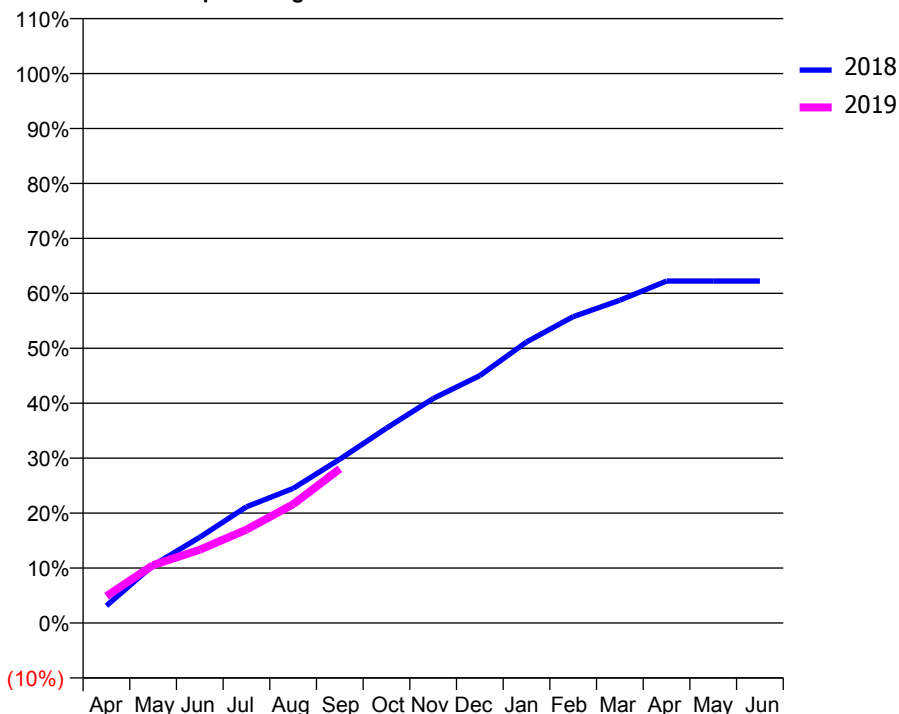
### ACCESS\*

Patients seen in 24 months	Total	Change since previous quarter
Quarter ending September 2017	939	
Quarter ending December 2017	936	→
Quarter ending March 2018	923	↓
Quarter ending June 2018	895	↓
Quarter ending September 2018	879	↓
<b>Variance since September 2017</b>	<b>(6.4%)</b>	<b>↓</b>



### ACTIVITY

Cumulative percentage of contracted UDA delivered 2018 & 2019



Adjusted Scheduled Activity (UDA)

Month	2018	2019
April	82	95
May	273	206
June	406	260
July	550	332
August	637	421
September	775	547
October	922	-
November	1,062	-
December	1,171	-
January	1,330	-
February	1,450	-
March	1,527	-
April	1,618	-
May	1,618	-
June	1,618	-

### QUALITY

	Quantity	Base Number	Contract	AT	Region	England
% of FP17s for the same patient ID Re-attending within 3 months - Children	16	352	4.5%	9.6%	11.1%	11.6%
% of FP17s for the same patient ID Re-attending within 3 months - Adults	23	187	12.3%	13.9%	15.3%	15.5%
% of FP17s for the same patient ID Re-attending between 3 & 9 months - Children	239	352	67.9%	61.8%	61.1%	58.8%
% of FP17s for the same patient ID Re-attending between 3 & 9 months - Adults	111	187	59.4%	53.1%	52.3%	51.1%
% of FP17s for Band 1 Urgent Courses	23	468	4.9%	9.9%	9.5%	9.0%
% of FP17s Relating to Free Repair or Replacements	0	468	0.0%	0.6%	0.7%	0.8%
% of FP17s Relating to Continuations	4	468	0.9%	0.9%	0.8%	0.9%
% of Patients satisfied with the dentistry they have received	0	0	N/A	92.6%	93.6%	93.3%
% of Patients satisfied with the time they had to wait for an appointment	0	0	N/A	89.8%	88.8%	88.9%

\* This is based on patients treated on this contract for their most recent course of treatment. Figures in italics indicate the base number of FP17s or Patient Questionnaire responses are less than 100. N/A is shown where the base number of responses is less than 10 during the period. % is calculated as Quantity/Base number\*100

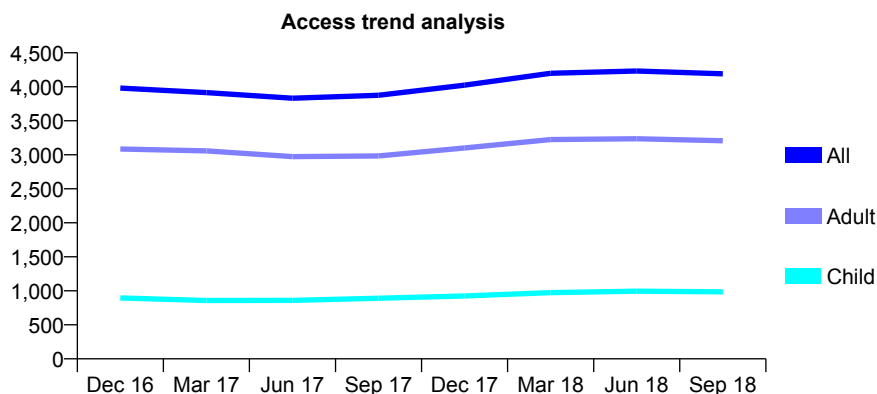
## Q70 - Vital Signs At a Glance Contract Report for 179418/0001 - September 2018

Name or company name	Moonlight Dental Surgeries Ltd
Contract type name	GDS Contract
Purpose of contract	General
Contract start date	01/10/2008
Contract end date	

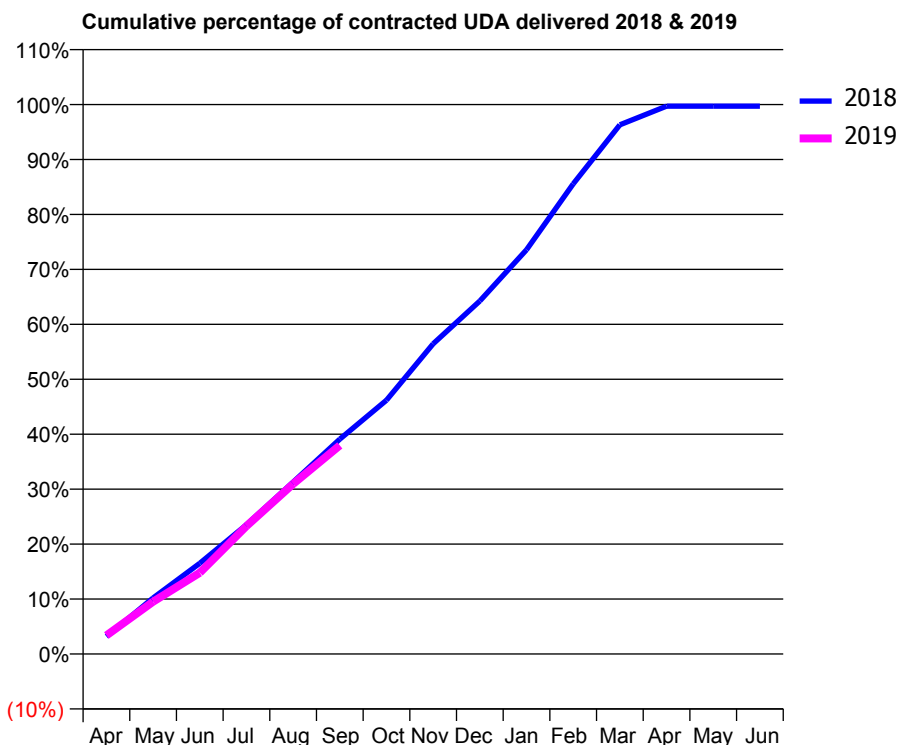
18/19 Contracted general activity (UDA)	14,000
Carry forward general activity (UDA)	40
18/19 Contracted orthodontic activity (UOA)	0
Carry forward orthodontic activity (UOA)	0
Baseline contract value	£350,012.29

### ACCESS\*

Patients seen in 24 months	Total	Change since previous quarter
Quarter ending September 2017	3,876	
Quarter ending December 2017	4,024	↑
Quarter ending March 2018	4,199	↑
Quarter ending June 2018	4,232	→
Quarter ending September 2018	4,191	→
<b>Variance since September 2017</b>	<b>8.1%</b>	<b>↑</b>



### ACTIVITY



Adjusted Scheduled Activity (UDA)		
Month	2018	2019
April	432	475
May	1,377	1,335
June	2,229	2,069
July	3,175	3,259
August	4,223	4,333
September	5,278	5,316
October	6,235	
November	7,623	
December	8,673	
January	9,931	
February	11,549	
March	13,000	
April	13,460	
May	13,460	
June	13,460	

### QUALITY

	Quantity	Base Number	Contract	AT	Region	England
% of FP17s for the same patient ID Re-attending within 3 months - Children	29	814	3.6%	9.6%	11.1%	11.6%
% of FP17s for the same patient ID Re-attending within 3 months - Adults	191	2,173	8.8%	13.9%	15.3%	15.5%
% of FP17s for the same patient ID Re-attending between 3 & 9 months - Children	616	814	75.7%	61.8%	61.1%	58.8%
% of FP17s for the same patient ID Re-attending between 3 & 9 months - Adults	1,535	2,173	70.6%	53.1%	52.3%	51.1%
% of FP17s for Band 1 Urgent Courses	218	2,794	7.8%	9.9%	9.5%	9.0%
% of FP17s Relating to Free Repair or Replacements	38	2,794	1.4%	0.6%	0.7%	0.8%
% of FP17s Relating to Continuations	2	2,794	0.1%	0.9%	0.8%	0.9%
% of Patients satisfied with the dentistry they have received	6	6	N/A	92.6%	93.6%	93.3%
% of Patients satisfied with the time they had to wait for an appointment	6	6	N/A	89.8%	88.8%	88.9%

\* This is based on patients treated on this contract for their most recent course of treatment. Figures in italics indicate the base number of FP17s or Patient Questionnaire responses are less than 100. N/A is shown where the base number of responses is less than 10 during the period. % is calculated as Quantity/Base number\*100

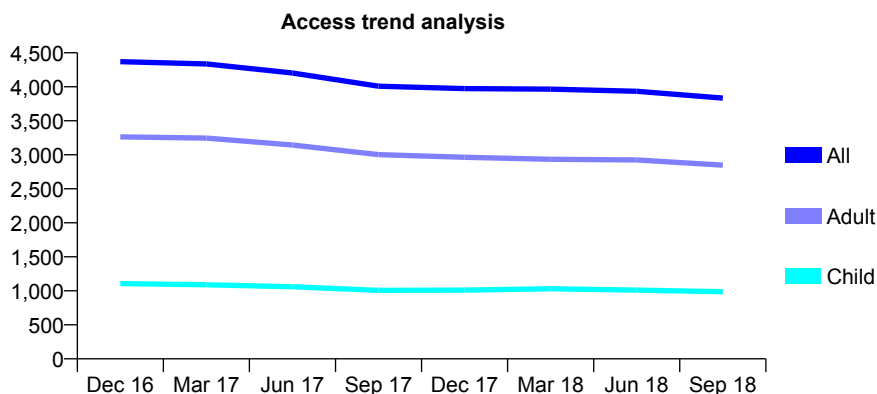
## Q70 - Vital Signs At a Glance Contract Report for 179981/0001 - September 2018

Name or company name	Tolpuddle Dental Practice Ltd
Contract type name	GDS Contract
Purpose of contract	General
Contract start date	06/04/2007
Contract end date	

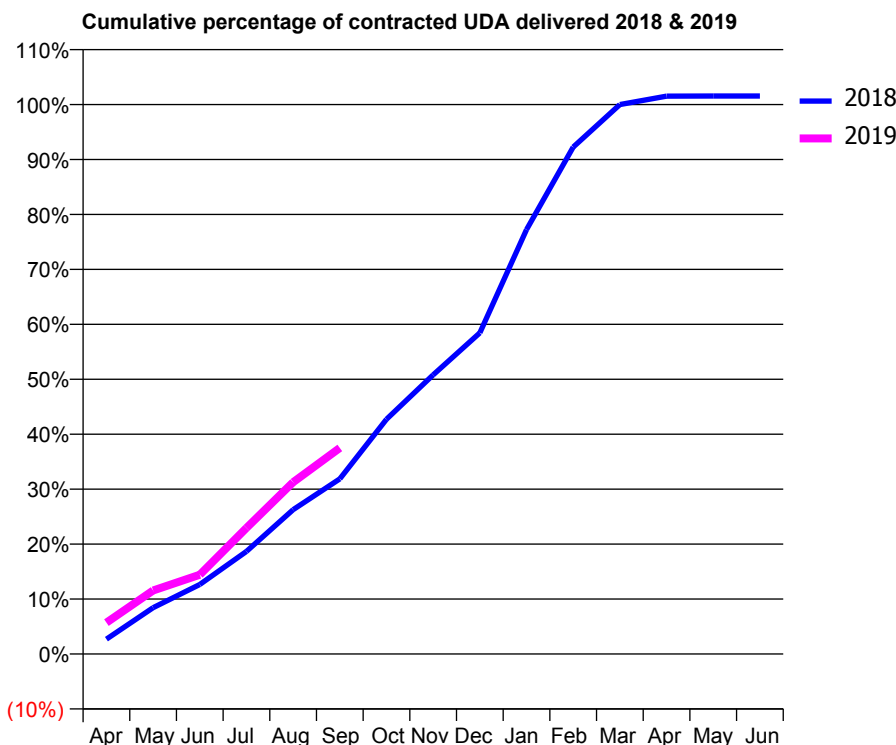
18/19 Contracted general activity (UDA)	13,500
Carry forward general activity (UDA)	0
18/19 Contracted orthodontic activity (UOA)	0
Carry forward orthodontic activity (UOA)	0
Baseline contract value	£342,577.95

### ACCESS\*

Patients seen in 24 months	Total	Change since previous quarter
Quarter ending September 2017	4,009	
Quarter ending December 2017	3,973	→
Quarter ending March 2018	3,965	→
Quarter ending June 2018	3,935	→
Quarter ending September 2018	3,835	↓
<b>Variance since September 2017</b>	<b>(4.3%)</b>	<b>↓</b>



### ACTIVITY



Month	Adjusted Scheduled Activity (UDA)	
	2018	2019
April	271	771
May	842	1,560
June	1,267	1,947
July	1,868	3,096
August	2,627	4,220
September	3,188	5,063
October	4,273	
November	5,080	
December	5,844	
January	7,724	
February	9,226	
March	9,998	
April	10,153	
May	10,155	
June	10,155	

### QUALITY

	Quantity	Base Number	Contract	AT	Region	England
% of FP17s for the same patient ID Re-attending within 3 months - Children	50	788	6.3%	9.6%	11.1%	11.6%
% of FP17s for the same patient ID Re-attending within 3 months - Adults	105	1,840	5.7%	13.9%	15.3%	15.5%
% of FP17s for the same patient ID Re-attending between 3 & 9 months - Children	528	788	67.0%	61.8%	61.1%	58.8%
% of FP17s for the same patient ID Re-attending between 3 & 9 months - Adults	1,257	1,840	68.3%	53.1%	52.3%	51.1%
% of FP17s for Band 1 Urgent Courses	106	2,567	4.1%	9.9%	9.5%	9.0%
% of FP17s Relating to Free Repair or Replacements	14	2,567	0.5%	0.6%	0.7%	0.8%
% of FP17s Relating to Continuations	8	2,567	0.3%	0.9%	0.8%	0.9%
% of Patients satisfied with the dentistry they have received	2	2	N/A	92.6%	93.6%	93.3%
% of Patients satisfied with the time they had to wait for an appointment	0	2	N/A	89.8%	88.8%	88.9%

\* This is based on patients treated on this contract for their most recent course of treatment. Figures in italics indicate the base number of FP17s or Patient Questionnaire responses are less than 100. N/A is shown where the base number of responses is less than 10 during the period. % is calculated as Quantity/Base number\*100

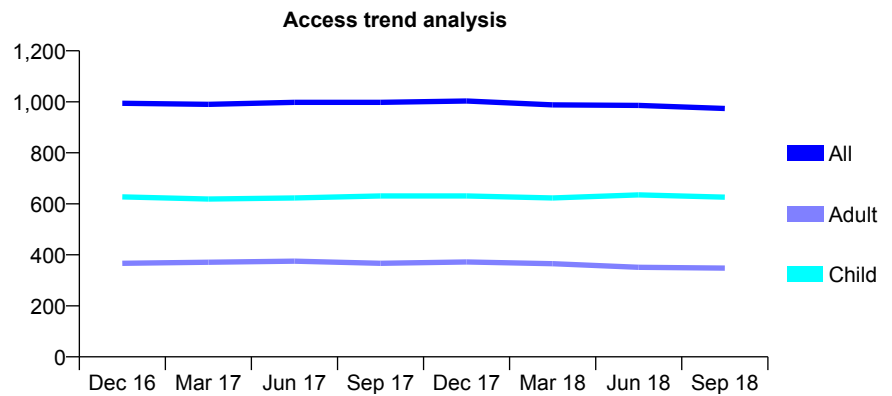
## Q70 - Vital Signs At a Glance Contract Report for 180211/0001 - September 2018

Name or company name	Mr R Morgan
Contract type name	GDS Contract
Purpose of contract	General
Contract start date	01/04/2006
Contract end date	

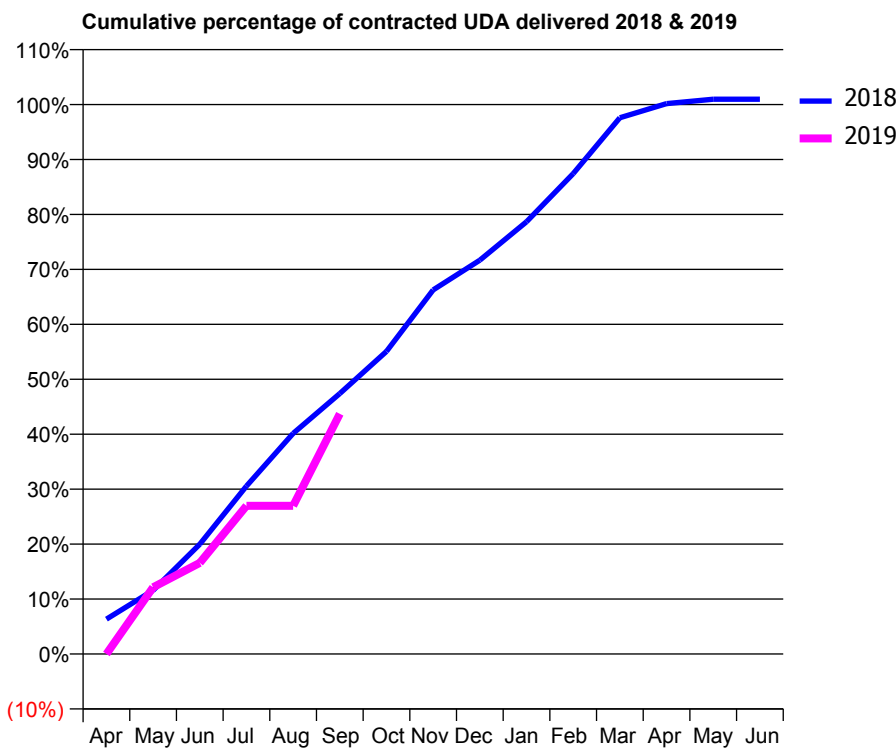
18/19 Contracted general activity (UDA)	2,150
Carry forward general activity (UDA)	0
18/19 Contracted orthodontic activity (UOA)	0
Carry forward orthodontic activity (UOA)	0
Baseline contract value	£48,242.21

### ACCESS\*

Patients seen in 24 months	Total	Change since previous quarter
Quarter ending September 2017	998	
Quarter ending December 2017	1,003	→
Quarter ending March 2018	988	↓
Quarter ending June 2018	986	→
Quarter ending September 2018	974	↓
<b>Variance since September 2017</b>	<b>(2.4%)</b>	<b>↓</b>



### ACTIVITY



Month	Adjusted Scheduled Activity (UDA)	
	2018	2019
April	137	0
May	249	261
June	430	356
July	657	580
August	863	580
September	1,019	940
October	1,184	
November	1,424	
December	1,541	
January	1,691	
February	1,880	
March	2,098	
April	2,154	
May	2,171	
June	2,171	

### QUALITY

	Quantity	Base Number	Contract	AT	Region	England
% of FP17s for the same patient ID Re-attending within 3 months - Children	48	522	9.2%	9.6%	11.1%	11.6%
% of FP17s for the same patient ID Re-attending within 3 months - Adults	22	203	10.8%	13.9%	15.3%	15.5%
% of FP17s for the same patient ID Re-attending between 3 & 9 months - Children	362	522	69.3%	61.8%	61.1%	58.8%
% of FP17s for the same patient ID Re-attending between 3 & 9 months - Adults	116	203	57.1%	53.1%	52.3%	51.1%
% of FP17s for Band 1 Urgent Courses	20	670	3.0%	9.9%	9.5%	9.0%
% of FP17s Relating to Free Repair or Replacements	0	670	0.0%	0.6%	0.7%	0.8%
% of FP17s Relating to Continuations	0	670	0.0%	0.9%	0.8%	0.9%
% of Patients satisfied with the dentistry they have received	0	0	N/A	92.6%	93.6%	93.3%
% of Patients satisfied with the time they had to wait for an appointment	0	0	N/A	89.8%	88.8%	88.9%

\* This is based on patients treated on this contract for their most recent course of treatment. Figures in italics indicate the base number of FP17s or Patient Questionnaire responses are less than 100. N/A is shown where the base number of responses is less than 10 during the period. % is calculated as Quantity/Base number\*100

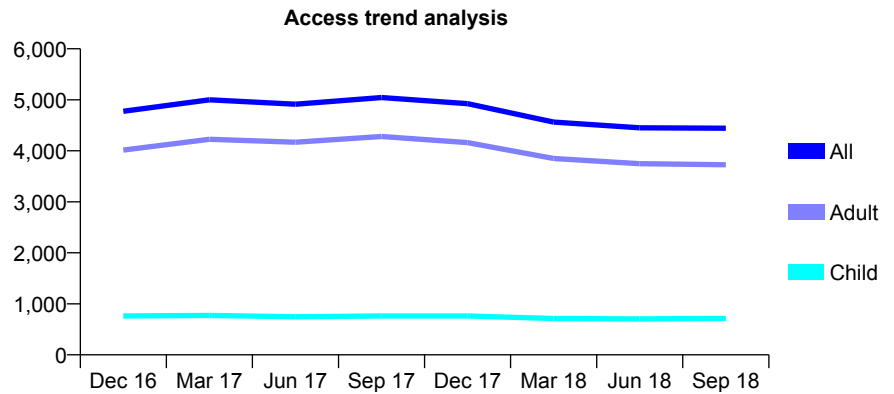
## Q70 - Vital Signs At a Glance Contract Report for 180548/0001 - September 2018

Name or company name	West Hill Dental Clinic Ltd
Contract type name	GDS Contract
Purpose of contract	General
Contract start date	01/10/2008
Contract end date	

18/19 Contracted general activity (UDA)	21,750
Carry forward general activity (UDA)	0
18/19 Contracted orthodontic activity (UOA)	0
Carry forward orthodontic activity (UOA)	0
Baseline contract value	£490,737.64

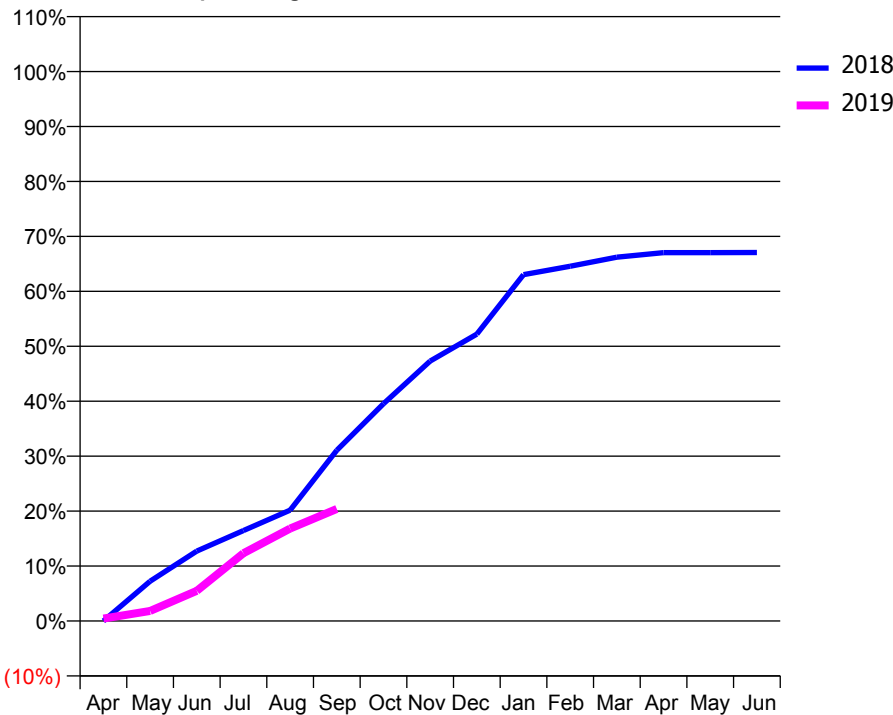
### ACCESS\*

Patients seen in 24 months	Total	Change since previous quarter
Quarter ending September 2017	5,044	
Quarter ending December 2017	4,924	↓
Quarter ending March 2018	4,563	↓
Quarter ending June 2018	4,451	↓
Quarter ending September 2018	4,442	→
<b>Variance since September 2017</b>	<b>(11.9%)</b>	<b>↓</b>



### ACTIVITY

Cumulative percentage of contracted UDA delivered 2018 & 2019



Month	Adjusted Scheduled Activity (UDA)	
	2018	2019
April	0	97
May	1,203	399
June	2,113	1,196
July	2,730	2,685
August	3,346	3,662
September	5,153	4,435
October	6,559	
November	7,848	
December	8,660	
January	10,456	
February	10,709	
March	10,985	
April	11,121	
May	11,122	
June	11,124	

### QUALITY

	Quantity	Base Number	Contract	AT	Region	England
% of FP17s for the same patient ID Re-attending within 3 months - Children	24	385	6.2%	9.6%	11.1%	11.6%
% of FP17s for the same patient ID Re-attending within 3 months - Adults	265	1,970	13.5%	13.9%	15.3%	15.5%
% of FP17s for the same patient ID Re-attending between 3 & 9 months - Children	133	385	34.5%	61.8%	61.1%	58.8%
% of FP17s for the same patient ID Re-attending between 3 & 9 months - Adults	583	1,970	29.6%	53.1%	52.3%	51.1%
% of FP17s for Band 1 Urgent Courses	456	2,244	20.3%	9.9%	9.5%	9.0%
% of FP17s Relating to Free Repair or Replacements	14	2,244	0.6%	0.6%	0.7%	0.8%
% of FP17s Relating to Continuations	30	2,244	1.3%	0.9%	0.8%	0.9%
% of Patients satisfied with the dentistry they have received	3	3	N/A	92.6%	93.6%	93.3%
% of Patients satisfied with the time they had to wait for an appointment	3	3	N/A	89.8%	88.8%	88.9%

\* This is based on patients treated on this contract for their most recent course of treatment. Figures in italics indicate the base number of FP17s or Patient Questionnaire responses are less than 100. N/A is shown where the base number of responses is less than 10 during the period. % is calculated as Quantity/Base number\*100



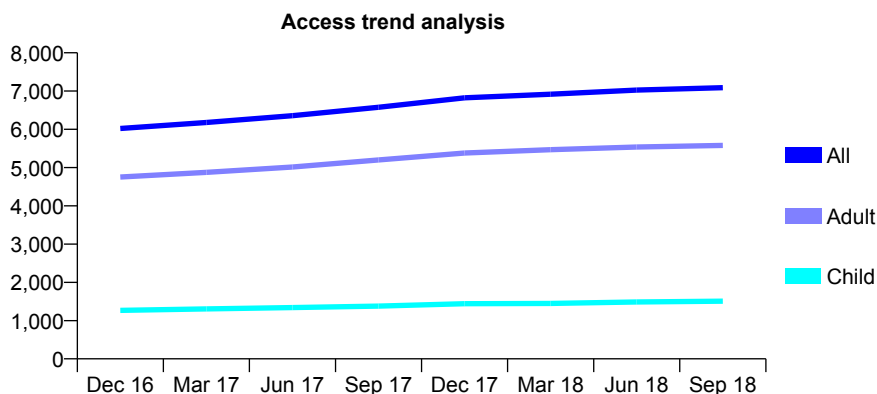
## Q70 - Vital Signs At a Glance Contract Report for 181145/0001 - September 2018

Name or company name	Adelstone Dental Care Ltd
Contract type name	GDS Contract
Purpose of contract	General
Contract start date	01/04/2008
Contract end date	

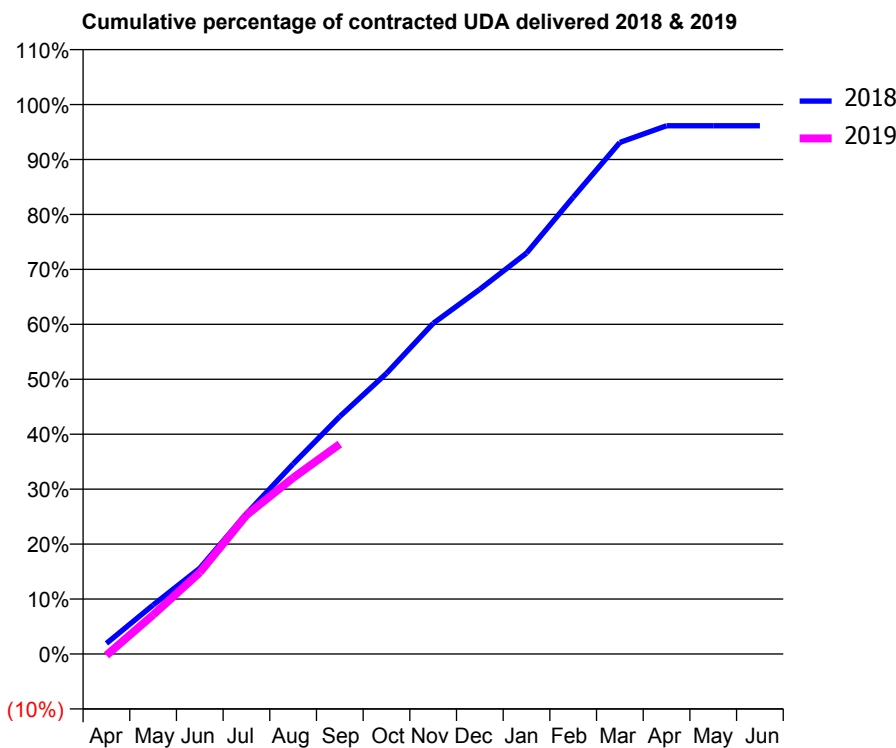
18/19 Contracted general activity (UDA)	19,600
Carry forward general activity (UDA)	759
18/19 Contracted orthodontic activity (UOA)	0
Carry forward orthodontic activity (UOA)	0
Baseline contract value	£553,409.50

### ACCESS\*

Patients seen in 24 months	Total	Change since previous quarter
Quarter ending September 2017	6,575	
Quarter ending December 2017	6,824	↑
Quarter ending March 2018	6,917	→
Quarter ending June 2018	7,024	→
Quarter ending September 2018	7,089	→
<b>Variance since September 2017</b>	<b>7.8%</b>	<b>↑</b>



### ACTIVITY



Month	Adjusted Scheduled Activity (UDA)	
	2018	2019
April	378	-48
May	1,750	1,394
June	3,058	2,910
July	5,006	4,952
August	6,780	6,283
September	8,473	7,489
October	10,009	
November	11,793	
December	13,010	
January	14,302	
February	16,293	
March	18,247	
April	18,841	
May	18,840	
June	18,840	

### QUALITY

	Quantity	Base Number	Contract	AT	Region	England
% of FP17s for the same patient ID Re-attending within 3 months - Children	54	1,081	5.0%	9.6%	11.1%	11.6%
% of FP17s for the same patient ID Re-attending within 3 months - Adults	370	3,490	10.6%	13.9%	15.3%	15.5%
% of FP17s for the same patient ID Re-attending between 3 & 9 months - Children	649	1,081	60.0%	61.8%	61.1%	58.8%
% of FP17s for the same patient ID Re-attending between 3 & 9 months - Adults	1,965	3,490	56.3%	53.1%	52.3%	51.1%
% of FP17s for Band 1 Urgent Courses	189	4,293	4.4%	9.9%	9.5%	9.0%
% of FP17s Relating to Free Repair or Replacements	37	4,293	0.9%	0.6%	0.7%	0.8%
% of FP17s Relating to Continuations	44	4,293	1.0%	0.9%	0.8%	0.9%
% of Patients satisfied with the dentistry they have received	1	1	N/A	92.6%	93.6%	93.3%
% of Patients satisfied with the time they had to wait for an appointment	1	1	N/A	89.8%	88.8%	88.9%

\* This is based on patients treated on this contract for their most recent course of treatment. Figures in italics indicate the base number of FP17s or Patient Questionnaire responses are less than 100. N/A is shown where the base number of responses is less than 10 during the period. % is calculated as Quantity/Base number\*100

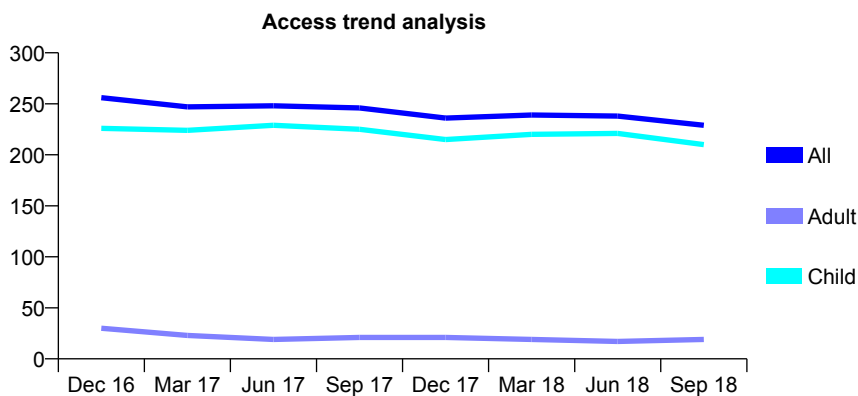
## Q70 - Vital Signs At a Glance Contract Report for 182400/0001 - September 2018

Name or company name	MIELIE LTD
Contract type name	GDS Contract
Purpose of contract	General
Contract start date	01/02/2008
Contract end date	

18/19 Contracted general activity (UDA)	520
Carry forward general activity (UDA)	0
18/19 Contracted orthodontic activity (UOA)	0
Carry forward orthodontic activity (UOA)	0
Baseline contract value	£12,669.49

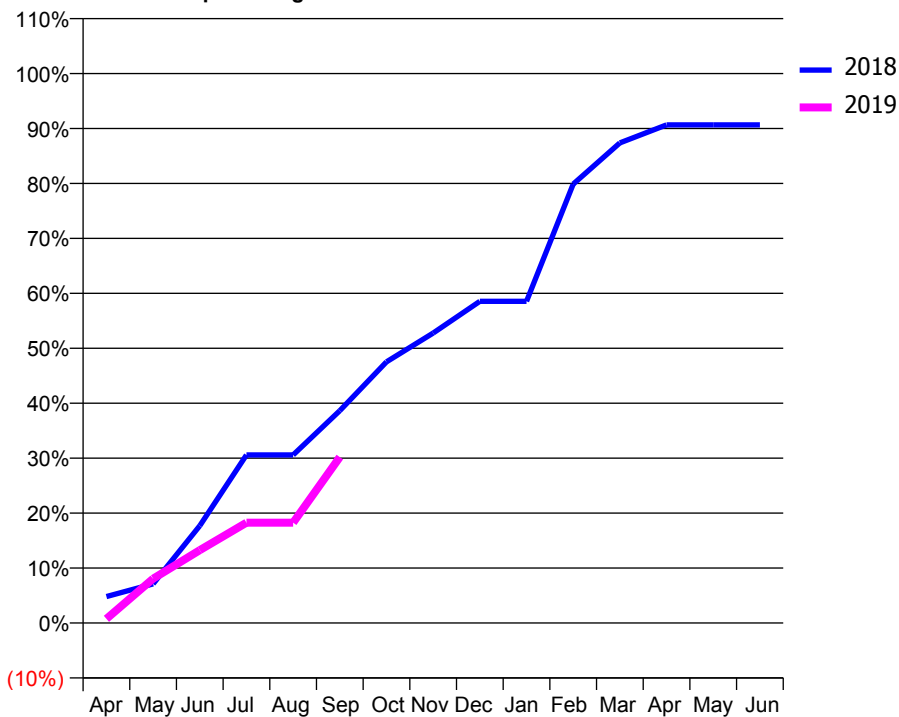
### ACCESS\*

Patients seen in 24 months	Total	Change since previous quarter
Quarter ending September 2017	246	
Quarter ending December 2017	236	↓
Quarter ending March 2018	239	→
Quarter ending June 2018	238	→
Quarter ending September 2018	229	↓
<b>Variance since September 2017</b>	<b>(6.9%)</b>	<b>↓</b>



### ACTIVITY

Cumulative percentage of contracted UDA delivered 2018 & 2019



Month	Adjusted Scheduled Activity (UDA)	
	2018	2019
April	25	4
May	37	42
June	92	69
July	159	95
August	159	95
September	201	157
October	247	
November	274	
December	304	
January	304	
February	415	
March	454	
April	471	
May	471	
June	471	

### QUALITY

	Quantity	Base Number	Contract	AT	Region	England
% of FP17s for the same patient ID Re-attending within 3 months - Children	3	161	1.9%	9.6%	11.1%	11.6%
% of FP17s for the same patient ID Re-attending within 3 months - Adults	0	4	0.0%	13.9%	15.3%	15.5%
% of FP17s for the same patient ID Re-attending between 3 & 9 months - Children	113	161	70.2%	61.8%	61.1%	58.8%
% of FP17s for the same patient ID Re-attending between 3 & 9 months - Adults	2	4	50.0%	53.1%	52.3%	51.1%
% of FP17s for Band 1 Urgent Courses	0	154	0.0%	9.9%	9.5%	9.0%
% of FP17s Relating to Free Repair or Replacements	0	154	0.0%	0.6%	0.7%	0.8%
% of FP17s Relating to Continuations	0	154	0.0%	0.9%	0.8%	0.9%
% of Patients satisfied with the dentistry they have received	0	0	N/A	92.6%	93.6%	93.3%
% of Patients satisfied with the time they had to wait for an appointment	0	0	N/A	89.8%	88.8%	88.9%

\* This is based on patients treated on this contract for their most recent course of treatment. Figures in italics indicate the base number of FP17s or Patient Questionnaire responses are less than 100. N/A is shown where the base number of responses is less than 10 during the period. % is calculated as Quantity/Base number\*100

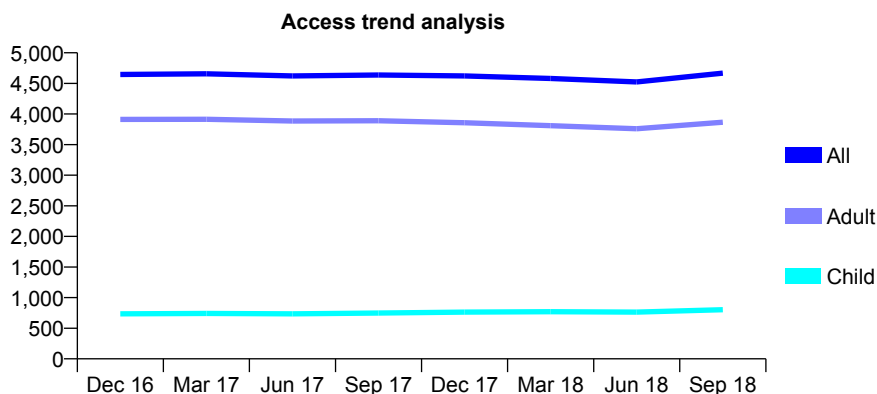
## Q70 - Vital Signs At a Glance Contract Report for 183016/0001 - September 2018

Name or company name	Mr M R Alam
Contract type name	GDS Contract
Purpose of contract	General
Contract start date	01/11/2013
Contract end date	

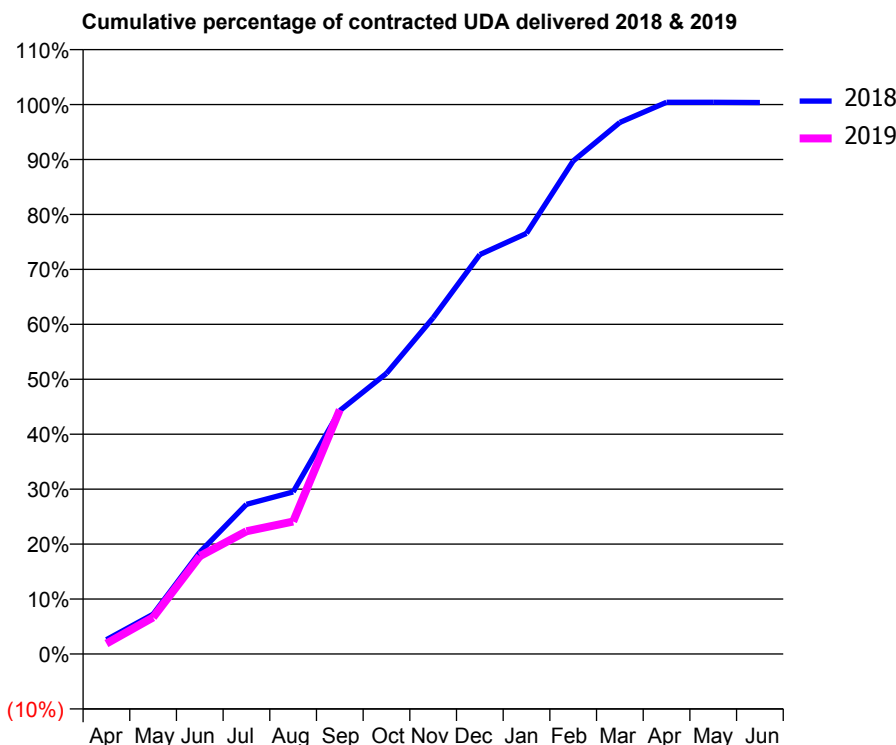
18/19 Contracted general activity (UDA)	15,102
Carry forward general activity (UDA)	0
18/19 Contracted orthodontic activity (UOA)	0
Carry forward orthodontic activity (UOA)	0
Baseline contract value	£355,199.04

### ACCESS\*

Patients seen in 24 months	Total	Change since previous quarter
Quarter ending September 2017	4,637	
Quarter ending December 2017	4,621	→
Quarter ending March 2018	4,580	→
Quarter ending June 2018	4,524	↓
Quarter ending September 2018	4,668	↑
<b>Variance since September 2017</b>	<b>0.7%</b>	<b>→</b>



### ACTIVITY



Month	Adjusted Scheduled Activity (UDA)	
	2018	2019
April	395	289
May	1,094	1,007
June	2,799	2,688
July	4,115	3,374
August	4,456	3,642
September	6,690	6,714
October	7,714	
November	9,240	
December	10,979	
January	11,561	
February	13,551	
March	14,611	
April	15,164	
May	15,163	
June	15,154	

### QUALITY

	Quantity	Base Number	Contract	AT	Region	England
% of FP17s for the same patient ID Re-attending within 3 months - Children	22	644	3.4%	9.6%	11.1%	11.6%
% of FP17s for the same patient ID Re-attending within 3 months - Adults	293	2,741	10.7%	13.9%	15.3%	15.5%
% of FP17s for the same patient ID Re-attending between 3 & 9 months - Children	428	644	66.5%	61.8%	61.1%	58.8%
% of FP17s for the same patient ID Re-attending between 3 & 9 months - Adults	1,553	2,741	56.7%	53.1%	52.3%	51.1%
% of FP17s for Band 1 Urgent Courses	195	3,142	6.2%	9.9%	9.5%	9.0%
% of FP17s Relating to Free Repair or Replacements	37	3,142	1.2%	0.6%	0.7%	0.8%
% of FP17s Relating to Continuations	37	3,142	1.2%	0.9%	0.8%	0.9%
% of Patients satisfied with the dentistry they have received	0	0	N/A	92.6%	93.6%	93.3%
% of Patients satisfied with the time they had to wait for an appointment	0	0	N/A	89.8%	88.8%	88.9%

\* This is based on patients treated on this contract for their most recent course of treatment. Figures in italics indicate the base number of FP17s or Patient Questionnaire responses are less than 100. N/A is shown where the base number of responses is less than 10 during the period. % is calculated as Quantity/Base number\*100

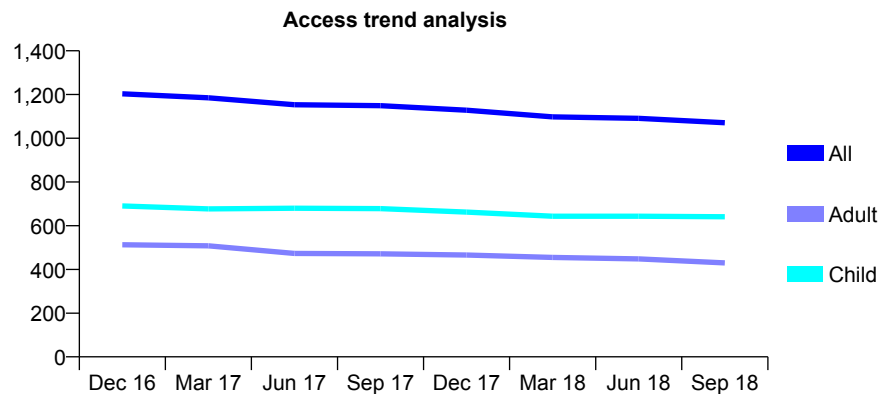
## Q70 - Vital Signs At a Glance Contract Report for 183814/0001 - September 2018

Name or company name	St Francis Practice Ltd
Contract type name	GDS Contract
Purpose of contract	General
Contract start date	01/09/2007
Contract end date	

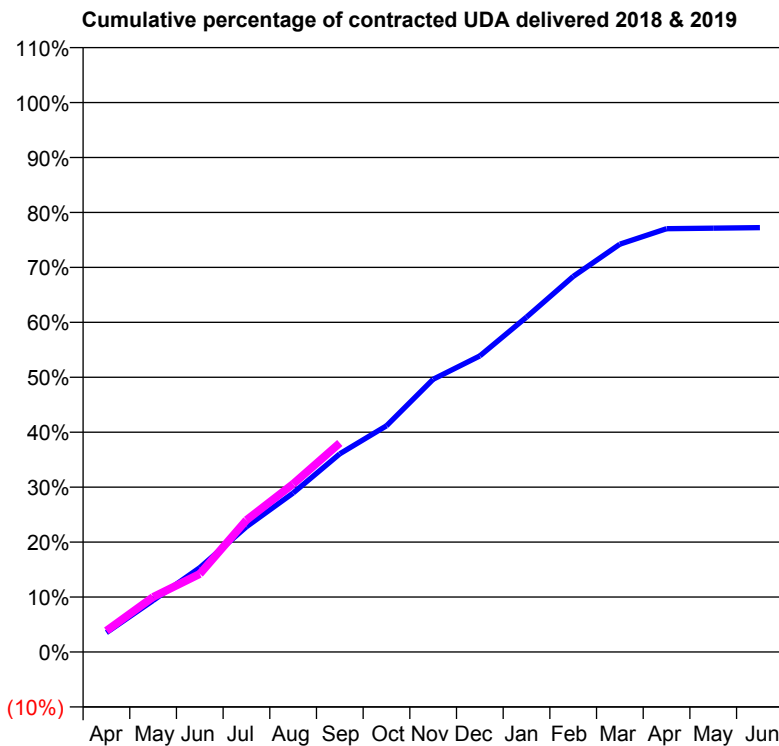
18/19 Contracted general activity (UDA)	3,000
Carry forward general activity (UDA)	0
18/19 Contracted orthodontic activity (UOA)	0
Carry forward orthodontic activity (UOA)	0
Baseline contract value	£70,685.27

### ACCESS\*

Patients seen in 24 months	Total	Change since previous quarter
Quarter ending September 2017	1,149	
Quarter ending December 2017	1,128	↓
Quarter ending March 2018	1,098	↓
Quarter ending June 2018	1,091	→
Quarter ending September 2018	1,071	↓
<b>Variance since September 2017</b>	<b>(6.8%)</b>	<b>↓</b>



### ACTIVITY



Adjusted Scheduled Activity (UDA)		
Month	2018	2019
April	106	116
May	282	300
June	461	426
July	684	720
August	868	917
September	1,082	1,141
October	1,235	
November	1,489	
December	1,616	
January	1,829	
February	2,050	
March	2,227	
April	2,311	
May	2,314	
June	2,317	

### QUALITY

	Quantity	Base Number	Contract	AT	Region	England
% of FP17s for the same patient ID Re-attending within 3 months - Children	33	505	6.5%	9.6%	11.1%	11.6%
% of FP17s for the same patient ID Re-attending within 3 months - Adults	36	258	14.0%	13.9%	15.3%	15.5%
% of FP17s for the same patient ID Re-attending between 3 & 9 months - Children	273	505	54.1%	61.8%	61.1%	58.8%
% of FP17s for the same patient ID Re-attending between 3 & 9 months - Adults	146	258	56.6%	53.1%	52.3%	51.1%
% of FP17s for Band 1 Urgent Courses	49	712	6.9%	9.9%	9.5%	9.0%
% of FP17s Relating to Free Repair or Replacements	2	712	0.3%	0.6%	0.7%	0.8%
% of FP17s Relating to Continuations	1	712	0.1%	0.9%	0.8%	0.9%
% of Patients satisfied with the dentistry they have received	0	0	N/A	92.6%	93.6%	93.3%
% of Patients satisfied with the time they had to wait for an appointment	0	0	N/A	89.8%	88.8%	88.9%

\* This is based on patients treated on this contract for their most recent course of treatment. Figures in italics indicate the base number of FP17s or Patient Questionnaire responses are less than 100. N/A is shown where the base number of responses is less than 10 during the period. % is calculated as Quantity/Base number\*100

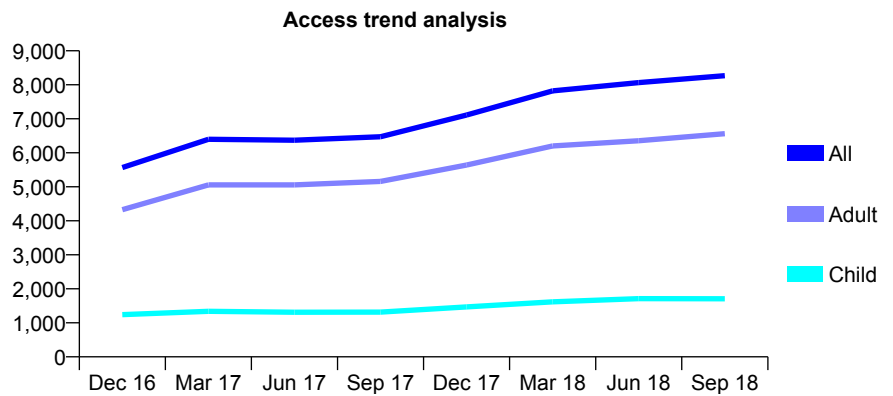
## Q70 - Vital Signs At a Glance Contract Report for 185353/0001 - September 2018

Name or company name	Jonathan Mynors-Wallis, Jayne Mynors-Wa
Contract type name	GDS Contract
Purpose of contract	General
Contract start date	01/04/2016
Contract end date	

18/19 Contracted general activity (UDA)	20,108
Carry forward general activity (UDA)	0
18/19 Contracted orthodontic activity (UOA)	0
Carry forward orthodontic activity (UOA)	0
Baseline contract value	£597,375.57

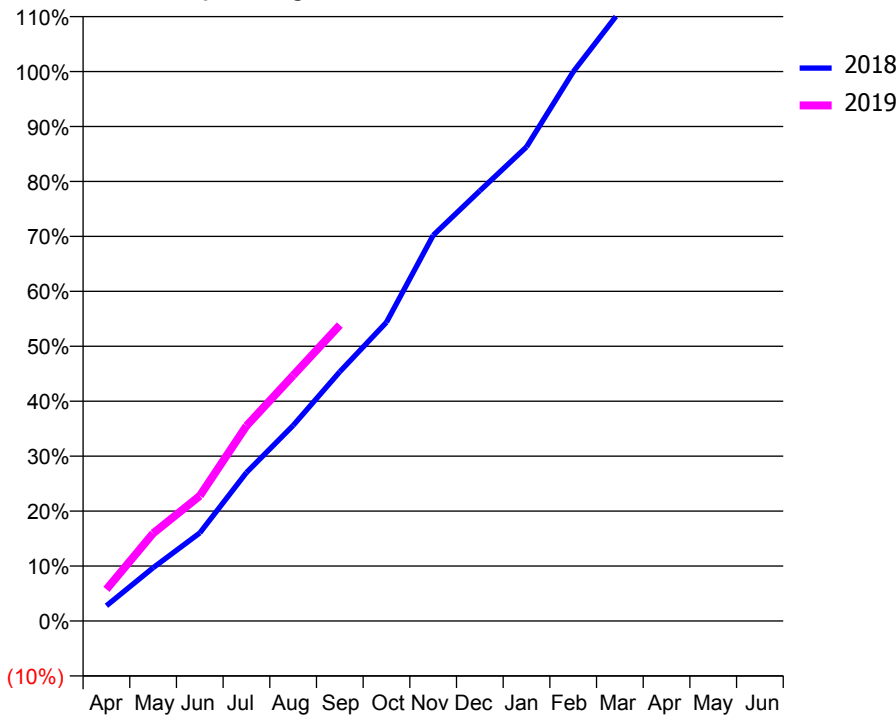
### ACCESS\*

Patients seen in 24 months	Total	Change since previous quarter
Quarter ending September 2017	6,472	
Quarter ending December 2017	7,112	↑
Quarter ending March 2018	7,822	↑
Quarter ending June 2018	8,066	↑
Quarter ending September 2018	8,269	↑
<b>Variance since September 2017</b>	<b>27.8%</b>	<b>↑</b>



### ACTIVITY

Cumulative percentage of contracted UDA delivered 2018 & 2019



Adjusted Scheduled Activity (UDA)		
Month	2018	2019
April	561	1,157
May	1,951	3,209
June	3,225	4,582
July	5,435	7,143
August	7,157	8,986
September	9,125	10,833
October	10,935	
November	14,112	
December	15,744	
January	17,348	
February	20,099	
March	22,307	
April	23,610	
May	23,589	
June	23,597	

### QUALITY

	Quantity	Base Number	Contract	AT	Region	England
% of FP17s for the same patient ID Re-attending within 3 months - Children	61	1,476	4.1%	9.6%	11.1%	11.6%
% of FP17s for the same patient ID Re-attending within 3 months - Adults	517	4,869	10.6%	13.9%	15.3%	15.5%
% of FP17s for the same patient ID Re-attending between 3 & 9 months - Children	910	1,476	61.7%	61.8%	61.1%	58.8%
% of FP17s for the same patient ID Re-attending between 3 & 9 months - Adults	2,289	4,869	47.0%	53.1%	52.3%	51.1%
% of FP17s for Band 1 Urgent Courses	493	5,726	8.6%	9.9%	9.5%	9.0%
% of FP17s Relating to Free Repair or Replacements	148	5,726	2.6%	0.6%	0.7%	0.8%
% of FP17s Relating to Continuations	82	5,726	1.4%	0.9%	0.8%	0.9%
% of Patients satisfied with the dentistry they have received	11	11	100.0%	92.6%	93.6%	93.3%
% of Patients satisfied with the time they had to wait for an appointment	11	11	100.0%	89.8%	88.8%	88.9%

\* This is based on patients treated on this contract for their most recent course of treatment. Figures in italics indicate the base number of FP17s or Patient Questionnaire responses are less than 100. N/A is shown where the base number of responses is less than 10 during the period. % is calculated as Quantity/Base number\*100

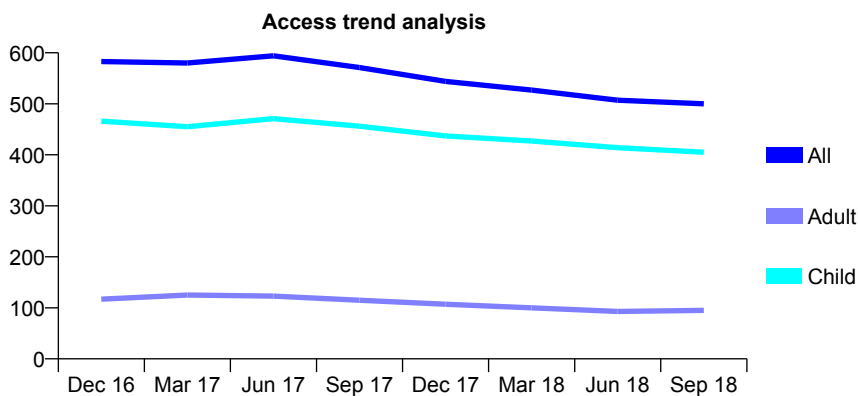
## Q70 - Vital Signs At a Glance Contract Report for 185485/0001 - September 2018

Name or company name	Mr A M Setchell
Contract type name	GDS Contract
Purpose of contract	General
Contract start date	01/04/2012
Contract end date	

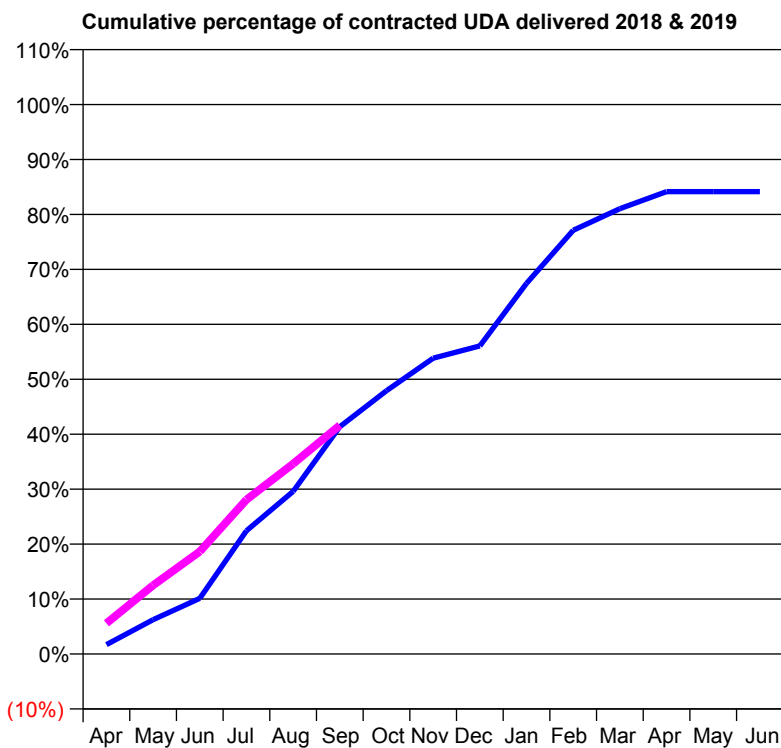
18/19 Contracted general activity (UDA)	1,000
Carry forward general activity (UDA)	0
18/19 Contracted orthodontic activity (UOA)	0
Carry forward orthodontic activity (UOA)	0
Baseline contract value	£23,718.22

### ACCESS\*

Patients seen in 24 months	Total	Change since previous quarter
Quarter ending September 2017	571	
Quarter ending December 2017	544	↓
Quarter ending March 2018	527	↓
Quarter ending June 2018	507	↓
Quarter ending September 2018	500	↓
<b>Variance since September 2017</b>	<b>(12.4%)</b>	<b>↓</b>



### ACTIVITY



Adjusted Scheduled Activity (UDA)		
Month	2018	2019
April	17	56
May	62	125
June	101	186
July	224	281
August	296	346
September	414	416
October	479	
November	538	
December	561	
January	674	
February	771	
March	810	
April	841	
May	841	
June	841	

### QUALITY

	Quantity	Base Number	Contract	AT	Region	England
% of FP17s for the same patient ID Re-attending within 3 months - Children	19	306	6.2%	9.6%	11.1%	11.6%
% of FP17s for the same patient ID Re-attending within 3 months - Adults	1	34	2.9%	13.9%	15.3%	15.5%
% of FP17s for the same patient ID Re-attending between 3 & 9 months - Children	183	306	59.8%	61.8%	61.1%	58.8%
% of FP17s for the same patient ID Re-attending between 3 & 9 months - Adults	18	34	52.9%	53.1%	52.3%	51.1%
% of FP17s for Band 1 Urgent Courses	7	313	2.2%	9.9%	9.5%	9.0%
% of FP17s Relating to Free Repair or Replacements	0	313	0.0%	0.6%	0.7%	0.8%
% of FP17s Relating to Continuations	0	313	0.0%	0.9%	0.8%	0.9%
% of Patients satisfied with the dentistry they have received	1	1	N/A	92.6%	93.6%	93.3%
% of Patients satisfied with the time they had to wait for an appointment	1	1	N/A	89.8%	88.8%	88.9%

\* This is based on patients treated on this contract for their most recent course of treatment. Figures in italics indicate the base number of FP17s or Patient Questionnaire responses are less than 100. N/A is shown where the base number of responses is less than 10 during the period. % is calculated as Quantity/Base number\*100

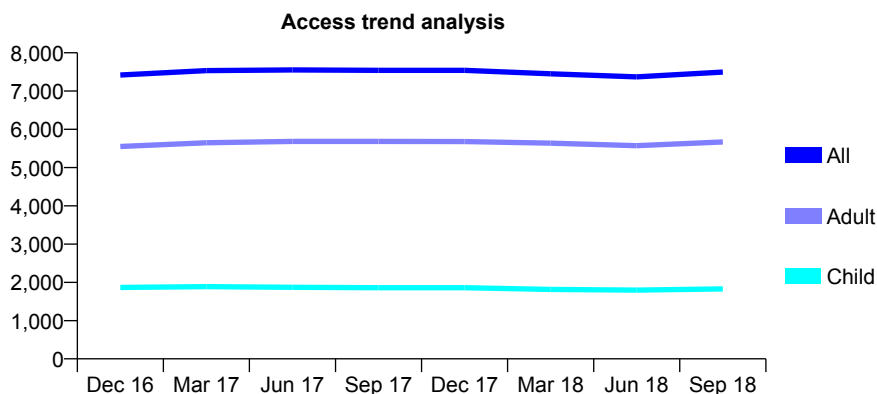
## Q70 - Vital Signs At a Glance Contract Report for 185523/0001 - September 2018

Name or company name	Gull Coppice Dental Practice Partnership
Contract type name	GDS Contract
Purpose of contract	General
Contract start date	01/05/2015
Contract end date	

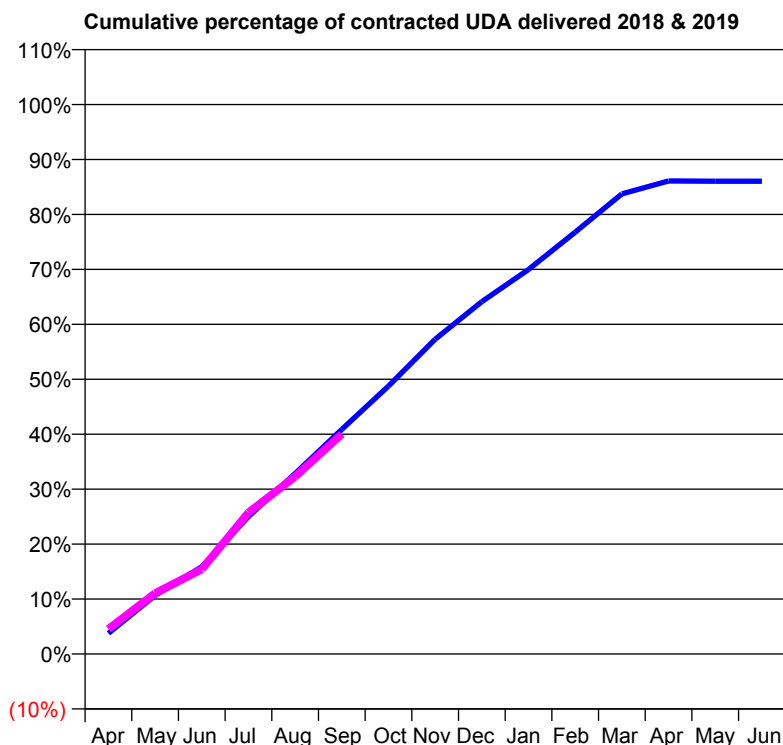
18/19 Contracted general activity (UDA)	23,300
Carry forward general activity (UDA)	0
18/19 Contracted orthodontic activity (UOA)	0
Carry forward orthodontic activity (UOA)	0
Baseline contract value	£610,008.24

### ACCESS\*

Patients seen in 24 months	Total	Change since previous quarter
Quarter ending September 2017	7,542	
Quarter ending December 2017	7,541	→
Quarter ending March 2018	7,451	↓
Quarter ending June 2018	7,370	↓
Quarter ending September 2018	7,497	→
<b>Variance since September 2017</b>	<b>(0.6%)</b>	<b>→</b>



### ACTIVITY



Month	Adjusted Scheduled Activity (UDA)	
	2018	2019
April	877	1,062
May	2,483	2,574
June	3,699	3,593
July	5,826	5,995
August	7,654	7,523
September	9,527	9,328
October	11,362	
November	13,345	
December	14,939	
January	16,302	
February	17,888	
March	19,510	
April	20,061	
May	20,048	
June	20,048	

### QUALITY

	Quantity	Base Number	Contract	AT	Region	England
% of FP17s for the same patient ID Re-attending within 3 months - Children	49	1,356	3.6%	9.6%	11.1%	11.6%
% of FP17s for the same patient ID Re-attending within 3 months - Adults	242	3,856	6.3%	13.9%	15.3%	15.5%
% of FP17s for the same patient ID Re-attending between 3 & 9 months - Children	770	1,356	56.8%	61.8%	61.1%	58.8%
% of FP17s for the same patient ID Re-attending between 3 & 9 months - Adults	2,419	3,856	62.7%	53.1%	52.3%	51.1%
% of FP17s for Band 1 Urgent Courses	84	4,907	1.7%	9.9%	9.5%	9.0%
% of FP17s Relating to Free Repair or Replacements	22	4,907	0.4%	0.6%	0.7%	0.8%
% of FP17s Relating to Continuations	69	4,907	1.4%	0.9%	0.8%	0.9%
% of Patients satisfied with the dentistry they have received	3	4	N/A	92.6%	93.6%	93.3%
% of Patients satisfied with the time they had to wait for an appointment	4	4	N/A	89.8%	88.8%	88.9%

\* This is based on patients treated on this contract for their most recent course of treatment. Figures in italics indicate the base number of FP17s or Patient Questionnaire responses are less than 100. N/A is shown where the base number of responses is less than 10 during the period. % is calculated as Quantity/Base number\*100



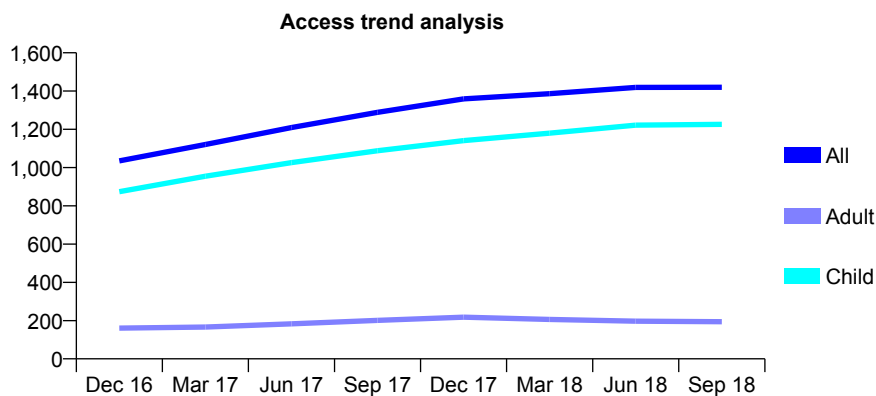
## Q70 - Vital Signs At a Glance Contract Report for 186406/0001 - September 2018

Name or company name	Clear Dentistry
Contract type name	GDS Contract
Purpose of contract	General
Contract start date	04/01/2016
Contract end date	

18/19 Contracted general activity (UDA)	3,800
Carry forward general activity (UDA)	0
18/19 Contracted orthodontic activity (UOA)	0
Carry forward orthodontic activity (UOA)	0
Baseline contract value	£83,153.74

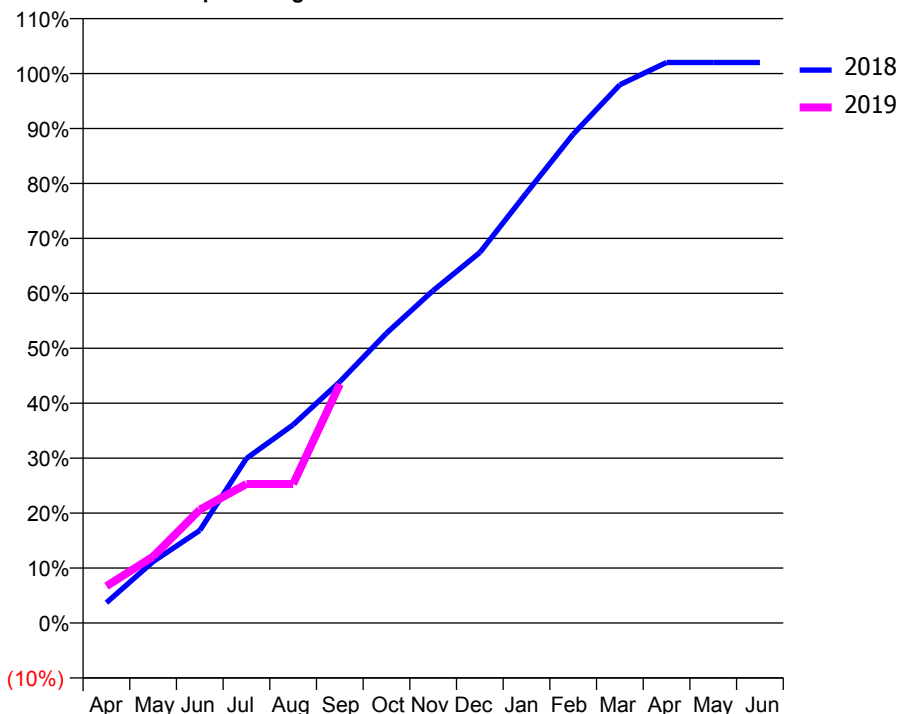
### ACCESS\*

Patients seen in 24 months	Total	Change since previous quarter
Quarter ending September 2017	1,289	
Quarter ending December 2017	1,359	↑
Quarter ending March 2018	1,386	→
Quarter ending June 2018	1,419	↑
Quarter ending September 2018	1,420	→
<b>Variance since September 2017</b>	<b>10.2%</b>	<b>↑</b>



### ACTIVITY

Cumulative percentage of contracted UDA delivered 2018 & 2019



Month	Adjusted Scheduled Activity (UDA)	
	2018	2019
April	140	255
May	425	460
June	640	784
July	1,138	961
August	1,371	961
September	1,668	1,652
October	2,005	
November	2,300	
December	2,562	
January	2,974	
February	3,380	
March	3,722	
April	3,876	
May	3,876	
June	3,876	

### QUALITY

	Quantity	Base Number	Contract	AT	Region	England
% of FP17s for the same patient ID Re-attending within 3 months - Children	60	1,048	5.7%	9.6%	11.1%	11.6%
% of FP17s for the same patient ID Re-attending within 3 months - Adults	17	107	15.9%	13.9%	15.3%	15.5%
% of FP17s for the same patient ID Re-attending between 3 & 9 months - Children	716	1,048	68.3%	61.8%	61.1%	58.8%
% of FP17s for the same patient ID Re-attending between 3 & 9 months - Adults	77	107	72.0%	53.1%	52.3%	51.1%
% of FP17s for Band 1 Urgent Courses	31	1,065	2.9%	9.9%	9.5%	9.0%
% of FP17s Relating to Free Repair or Replacements	0	1,065	0.0%	0.6%	0.7%	0.8%
% of FP17s Relating to Continuations	0	1,065	0.0%	0.9%	0.8%	0.9%
% of Patients satisfied with the dentistry they have received	1	1	N/A	92.6%	93.6%	93.3%
% of Patients satisfied with the time they had to wait for an appointment	1	1	N/A	89.8%	88.8%	88.9%

\* This is based on patients treated on this contract for their most recent course of treatment. Figures in italics indicate the base number of FP17s or Patient Questionnaire responses are less than 100. N/A is shown where the base number of responses is less than 10 during the period. % is calculated as Quantity/Base number\*100

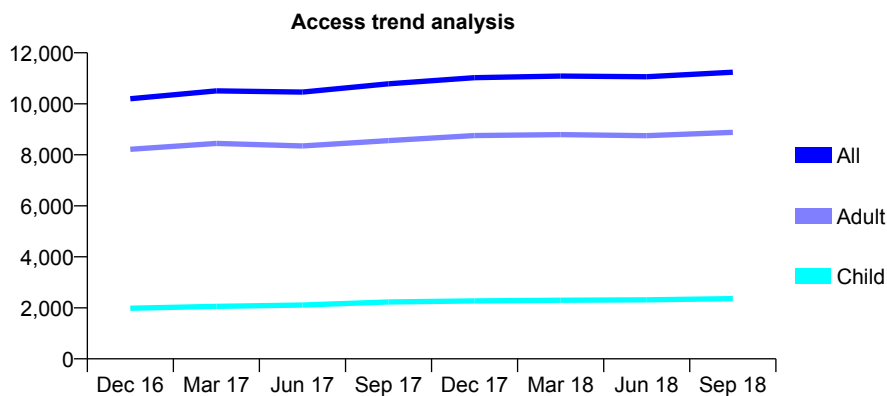
## Q70 - Vital Signs At a Glance Contract Report for 186511/0001 - September 2018

Name or company name	Iosis Clinic Ltd
Contract type name	GDS Contract
Purpose of contract	General
Contract start date	06/09/2010
Contract end date	

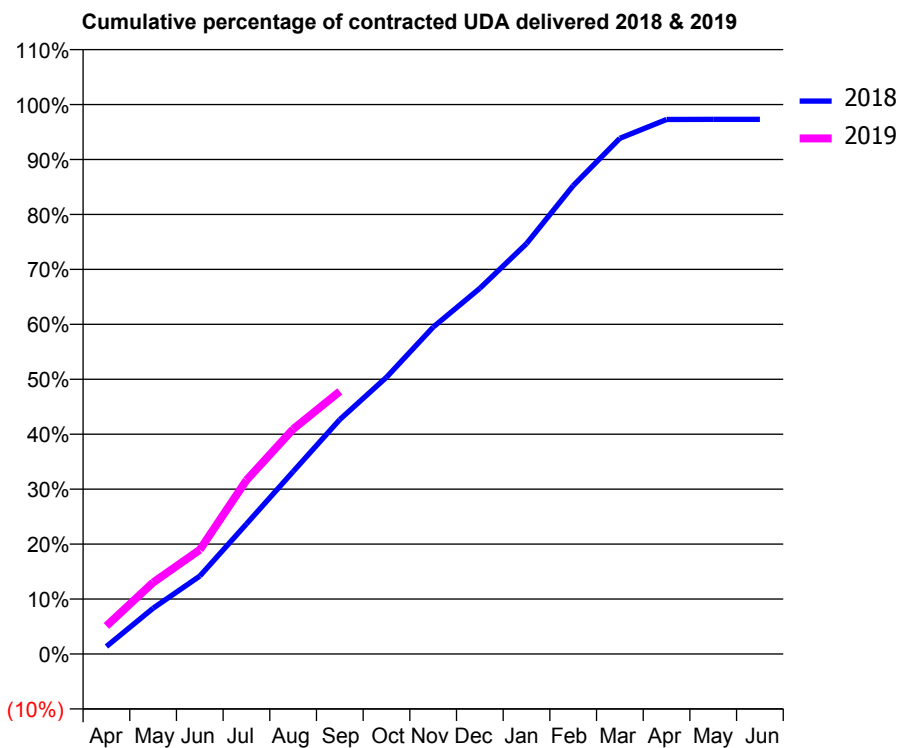
18/19 Contracted general activity (UDA)	25,000
Carry forward general activity (UDA)	0
18/19 Contracted orthodontic activity (UOA)	0
Carry forward orthodontic activity (UOA)	0
Baseline contract value	£1,130,355.45

### ACCESS\*

Patients seen in 24 months	Total	Change since previous quarter
Quarter ending September 2017	10,786	
Quarter ending December 2017	11,027	↑
Quarter ending March 2018	11,088	→
Quarter ending June 2018	11,062	→
Quarter ending September 2018	11,241	→
<b>Variance since September 2017</b>	<b>4.2%</b>	<b>↑</b>



### ACTIVITY



Month	Adjusted Scheduled Activity (UDA)	
	2018	2019
April	363	1,278
May	2,220	3,254
June	3,776	4,742
July	6,301	7,908
August	8,838	10,231
September	11,356	11,949
October	13,403	
November	15,834	
December	17,711	
January	19,872	
February	22,687	
March	24,975	
April	25,885	
May	25,894	
June	25,895	

### QUALITY

	Quantity	Base Number	Contract	AT	Region	England
% of FP17s for the same patient ID Re-attending within 3 months - Children	110	1,698	6.5%	9.6%	11.1%	11.6%
% of FP17s for the same patient ID Re-attending within 3 months - Adults	817	5,376	15.2%	13.9%	15.3%	15.5%
% of FP17s for the same patient ID Re-attending between 3 & 9 months - Children	991	1,698	58.4%	61.8%	61.1%	58.8%
% of FP17s for the same patient ID Re-attending between 3 & 9 months - Adults	2,326	5,376	43.3%	53.1%	52.3%	51.1%
% of FP17s for Band 1 Urgent Courses	1,292	6,657	19.4%	9.9%	9.5%	9.0%
% of FP17s Relating to Free Repair or Replacements	44	6,657	0.7%	0.6%	0.7%	0.8%
% of FP17s Relating to Continuations	61	6,657	0.9%	0.9%	0.8%	0.9%
% of Patients satisfied with the dentistry they have received	5	5	N/A	92.6%	93.6%	93.3%
% of Patients satisfied with the time they had to wait for an appointment	5	5	N/A	89.8%	88.8%	88.9%

\* This is based on patients treated on this contract for their most recent course of treatment. Figures in italics indicate the base number of FP17s or Patient Questionnaire responses are less than 100. N/A is shown where the base number of responses is less than 10 during the period. % is calculated as Quantity/Base number\*100

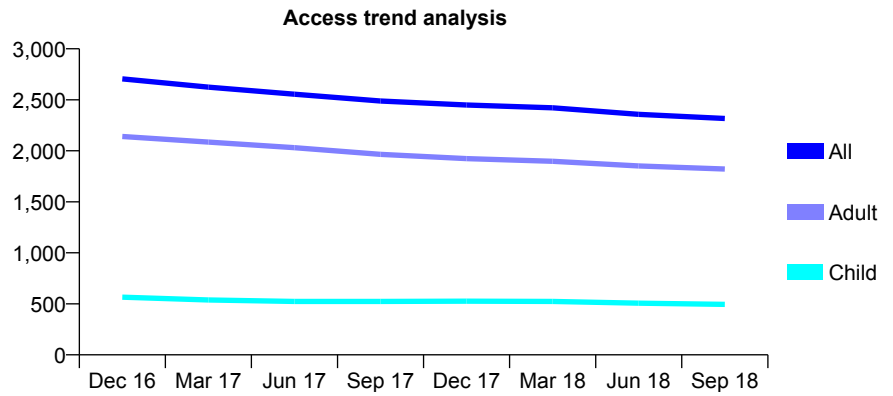
## Q70 - Vital Signs At a Glance Contract Report for 187291/0001 - September 2018

Name or company name	Karami & Motamedi
Contract type name	GDS Contract
Purpose of contract	General
Contract start date	01/02/2014
Contract end date	

18/19 Contracted general activity (UDA)	7,262
Carry forward general activity (UDA)	285
18/19 Contracted orthodontic activity (UOA)	0
Carry forward orthodontic activity (UOA)	0
Baseline contract value	£163,104.82

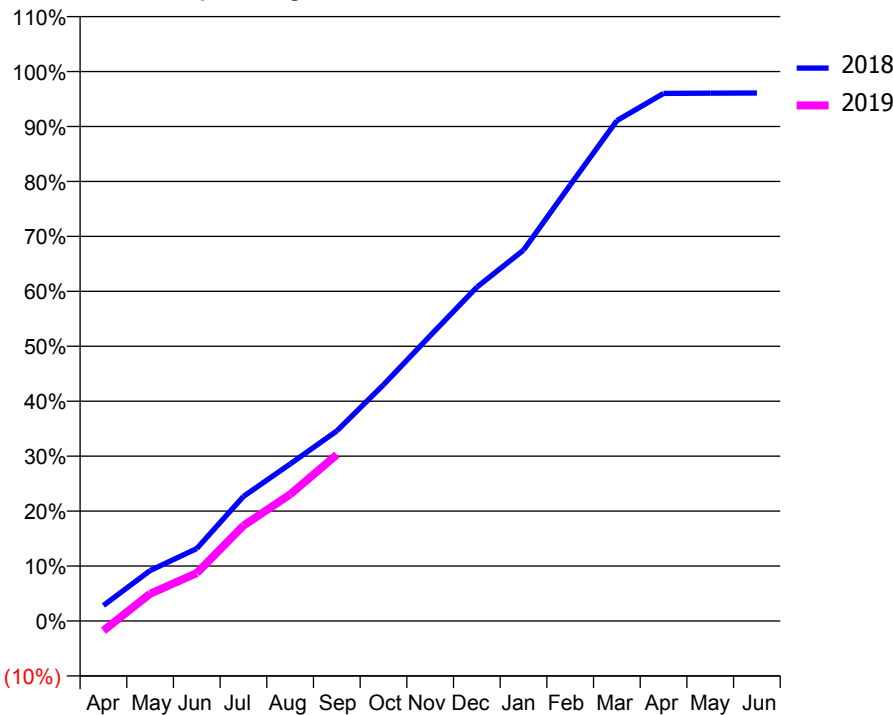
### ACCESS\*

Patients seen in 24 months	Total	Change since previous quarter
Quarter ending September 2017	2,488	
Quarter ending December 2017	2,449	↓
Quarter ending March 2018	2,422	↓
Quarter ending June 2018	2,358	↓
Quarter ending September 2018	2,317	↓
<b>Variance since September 2017</b>	<b>(6.9%)</b>	<b>↓</b>



### ACTIVITY

Cumulative percentage of contracted UDA delivered 2018 & 2019



Month	Adjusted Scheduled Activity (UDA)	
	2018	2019
April	205	-130
May	668	360
June	957	633
July	1,647	1,261
August	2,076	1,673
September	2,513	2,199
October	3,122	
November	3,770	
December	4,412	
January	4,902	
February	5,762	
March	6,612	
April	6,972	
May	6,976	
June	6,977	

### QUALITY

	Quantity	Base Number	Contract	AT	Region	England
% of FP17s for the same patient ID Re-attending within 3 months - Children	21	332	6.3%	9.6%	11.1%	11.6%
% of FP17s for the same patient ID Re-attending within 3 months - Adults	188	1,236	15.2%	13.9%	15.3%	15.5%
% of FP17s for the same patient ID Re-attending between 3 & 9 months - Children	131	332	39.5%	61.8%	61.1%	58.8%
% of FP17s for the same patient ID Re-attending between 3 & 9 months - Adults	542	1,236	43.9%	53.1%	52.3%	51.1%
% of FP17s for Band 1 Urgent Courses	158	1,423	11.1%	9.9%	9.5%	9.0%
% of FP17s Relating to Free Repair or Replacements	2	1,423	0.1%	0.6%	0.7%	0.8%
% of FP17s Relating to Continuations	11	1,423	0.8%	0.9%	0.8%	0.9%
% of Patients satisfied with the dentistry they have received	5	5	N/A	92.6%	93.6%	93.3%
% of Patients satisfied with the time they had to wait for an appointment	4	5	N/A	89.8%	88.8%	88.9%

\* This is based on patients treated on this contract for their most recent course of treatment. Figures in italics indicate the base number of FP17s or Patient Questionnaire responses are less than 100. N/A is shown where the base number of responses is less than 10 during the period. % is calculated as Quantity/Base number\*100

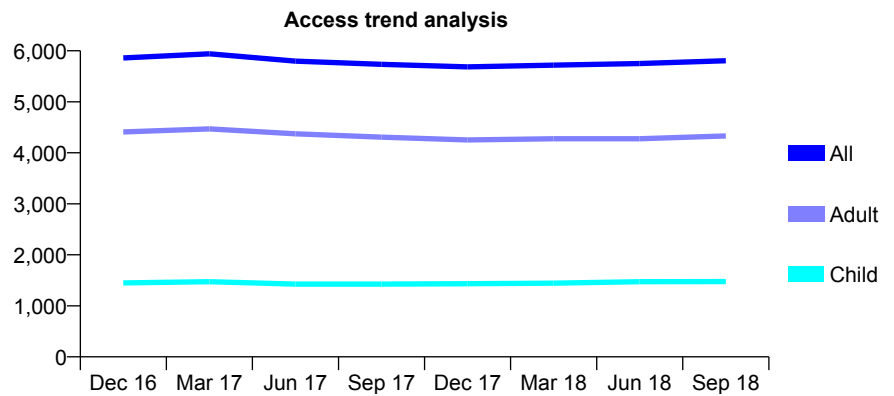
## Q70 - Vital Signs At a Glance Contract Report for 187453/0001 - September 2018

Name or company name	Chalet Hill Dental Centre
Contract type name	GDS Contract
Purpose of contract	General
Contract start date	01/01/2013
Contract end date	

18/19 Contracted general activity (UDA)	20,000
Carry forward general activity (UDA)	0
18/19 Contracted orthodontic activity (UOA)	0
Carry forward orthodontic activity (UOA)	0
Baseline contract value	£482,698.96

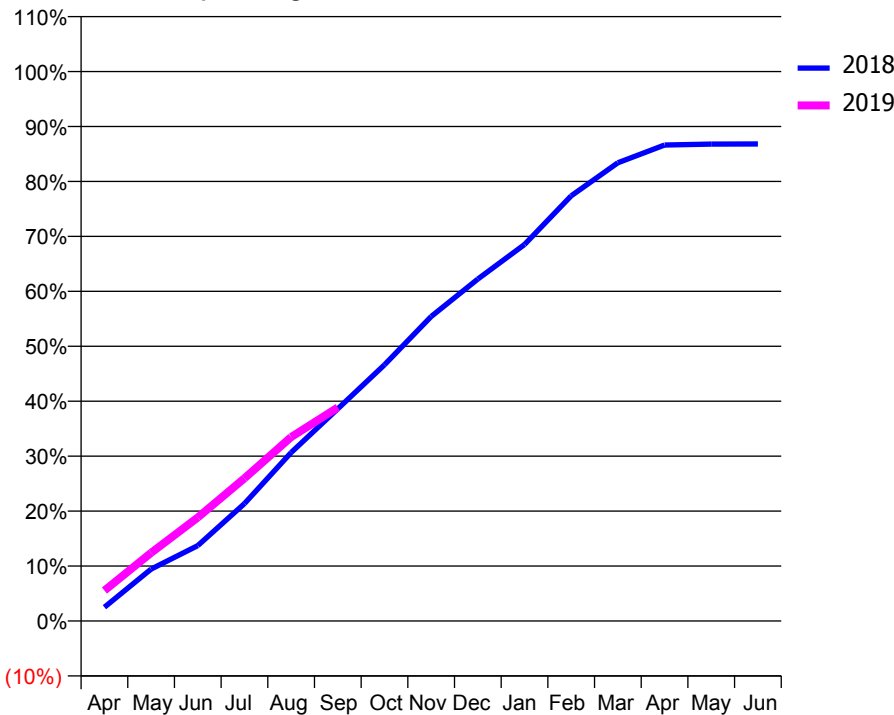
### ACCESS\*

Patients seen in 24 months	Total	Change since previous quarter
Quarter ending September 2017	5,735	
Quarter ending December 2017	5,686	→
Quarter ending March 2018	5,719	→
Quarter ending June 2018	5,751	→
Quarter ending September 2018	5,805	→
<b>Variance since September 2017</b>	<b>1.2%</b>	<b>→</b>



### ACTIVITY

Cumulative percentage of contracted UDA delivered 2018 & 2019



Month	Adjusted Scheduled Activity (UDA)	
	2018	2019
April	502	1,108
May	1,890	2,482
June	2,744	3,769
July	4,271	5,194
August	6,133	6,696
September	7,725	7,775
October	9,324	
November	11,081	
December	12,449	
January	13,705	
February	15,476	
March	16,680	
April	17,326	
May	17,360	
June	17,362	

### QUALITY

	Quantity	Base Number	Contract	AT	Region	England
% of FP17s for the same patient ID Re-attending within 3 months - Children	115	1,253	9.2%	9.6%	11.1%	11.6%
% of FP17s for the same patient ID Re-attending within 3 months - Adults	367	3,108	11.8%	13.9%	15.3%	15.5%
% of FP17s for the same patient ID Re-attending between 3 & 9 months - Children	772	1,253	61.6%	61.8%	61.1%	58.8%
% of FP17s for the same patient ID Re-attending between 3 & 9 months - Adults	1,868	3,108	60.1%	53.1%	52.3%	51.1%
% of FP17s for Band 1 Urgent Courses	314	4,062	7.7%	9.9%	9.5%	9.0%
% of FP17s Relating to Free Repair or Replacements	37	4,062	0.9%	0.6%	0.7%	0.8%
% of FP17s Relating to Continuations	7	4,062	0.2%	0.9%	0.8%	0.9%
% of Patients satisfied with the dentistry they have received	1	1	N/A	92.6%	93.6%	93.3%
% of Patients satisfied with the time they had to wait for an appointment	1	1	N/A	89.8%	88.8%	88.9%

\* This is based on patients treated on this contract for their most recent course of treatment. Figures in italics indicate the base number of FP17s or Patient Questionnaire responses are less than 100. N/A is shown where the base number of responses is less than 10 during the period. % is calculated as Quantity/Base number\*100

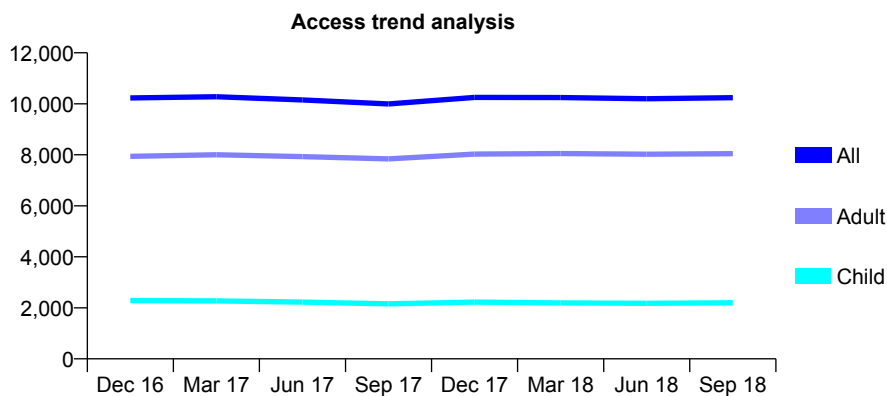
## Q70 - Vital Signs At a Glance Contract Report for 188530/0001 - September 2018

Name or company name	Dr Elaine Weaver
Contract type name	GDS Contract
Purpose of contract	General
Contract start date	01/04/2009
Contract end date	

18/19 Contracted general activity (UDA)	26,437
Carry forward general activity (UDA)	0
18/19 Contracted orthodontic activity (UOA)	0
Carry forward orthodontic activity (UOA)	0
Baseline contract value	£832,239.11

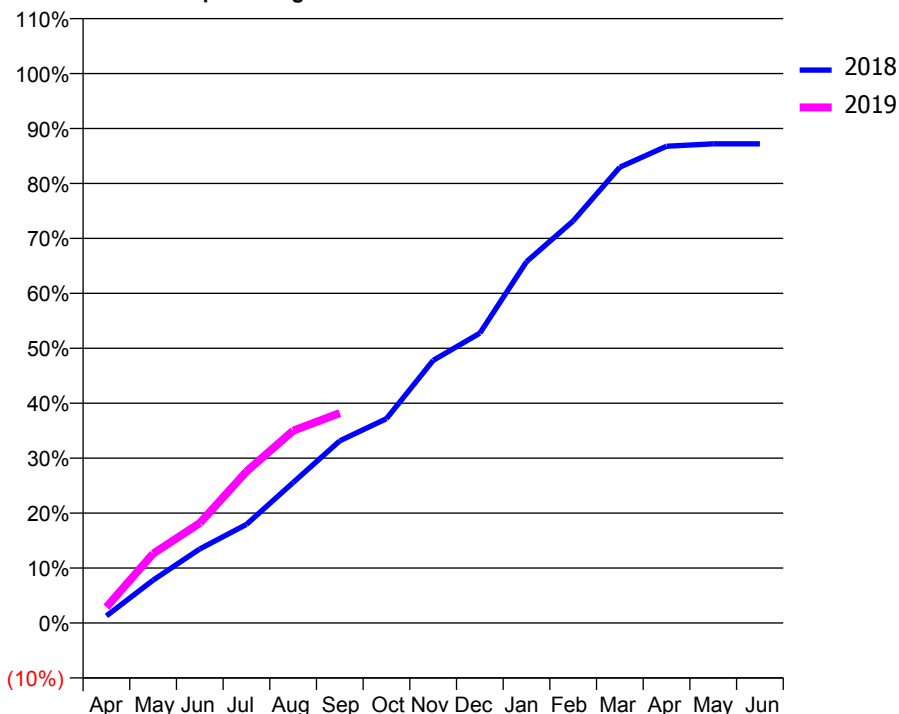
### ACCESS\*

Patients seen in 24 months	Total	Change since previous quarter
Quarter ending September 2017	9,997	
Quarter ending December 2017	10,251	↑
Quarter ending March 2018	10,245	→
Quarter ending June 2018	10,198	→
Quarter ending September 2018	10,240	→
<b>Variance since September 2017</b>	<b>2.4%</b>	<b>↑</b>



### ACTIVITY

Cumulative percentage of contracted UDA delivered 2018 & 2019



Month	Adjusted Scheduled Activity (UDA)	
	2018	2019
April	343	770
May	2,064	3,337
June	3,563	4,810
July	4,745	7,293
August	6,760	9,257
September	8,764	10,098
October	9,832	
November	12,636	
December	13,946	
January	17,380	
February	19,349	
March	21,933	
April	22,939	
May	23,056	
June	23,056	

### QUALITY

	Quantity	Base Number	Contract	AT	Region	England
% of FP17s for the same patient ID Re-attending within 3 months - Children	69	1,497	4.6%	9.6%	11.1%	11.6%
% of FP17s for the same patient ID Re-attending within 3 months - Adults	706	4,938	14.3%	13.9%	15.3%	15.5%
% of FP17s for the same patient ID Re-attending between 3 & 9 months - Children	820	1,497	54.8%	61.8%	61.1%	58.8%
% of FP17s for the same patient ID Re-attending between 3 & 9 months - Adults	2,243	4,938	45.4%	53.1%	52.3%	51.1%
% of FP17s for Band 1 Urgent Courses	594	5,871	10.1%	9.9%	9.5%	9.0%
% of FP17s Relating to Free Repair or Replacements	56	5,871	1.0%	0.6%	0.7%	0.8%
% of FP17s Relating to Continuations	45	5,871	0.8%	0.9%	0.8%	0.9%
% of Patients satisfied with the dentistry they have received	9	9	N/A	92.6%	93.6%	93.3%
% of Patients satisfied with the time they had to wait for an appointment	9	9	N/A	89.8%	88.8%	88.9%

\* This is based on patients treated on this contract for their most recent course of treatment. Figures in italics indicate the base number of FP17s or Patient Questionnaire responses are less than 100. N/A is shown where the base number of responses is less than 10 during the period. % is calculated as Quantity/Base number\*100

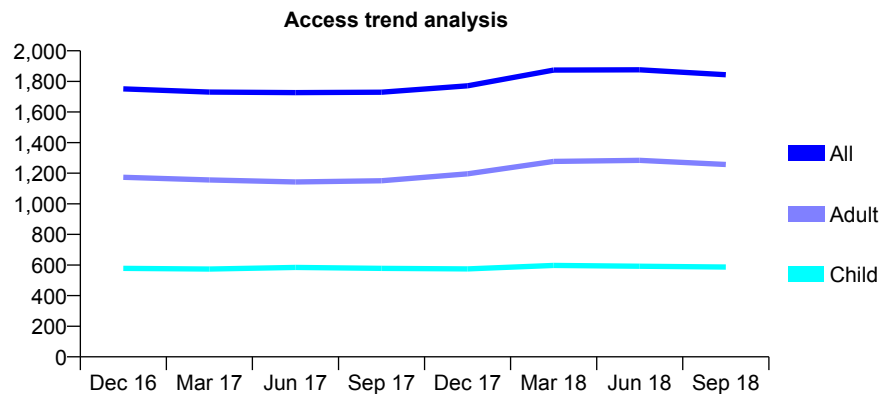
## Q70 - Vital Signs At a Glance Contract Report for 190195/0006 - September 2018

Name or company name	Xeon Smiles UK Ltd
Contract type name	GDS Contract
Purpose of contract	General and Orthodontic
Contract start date	09/06/2008
Contract end date	

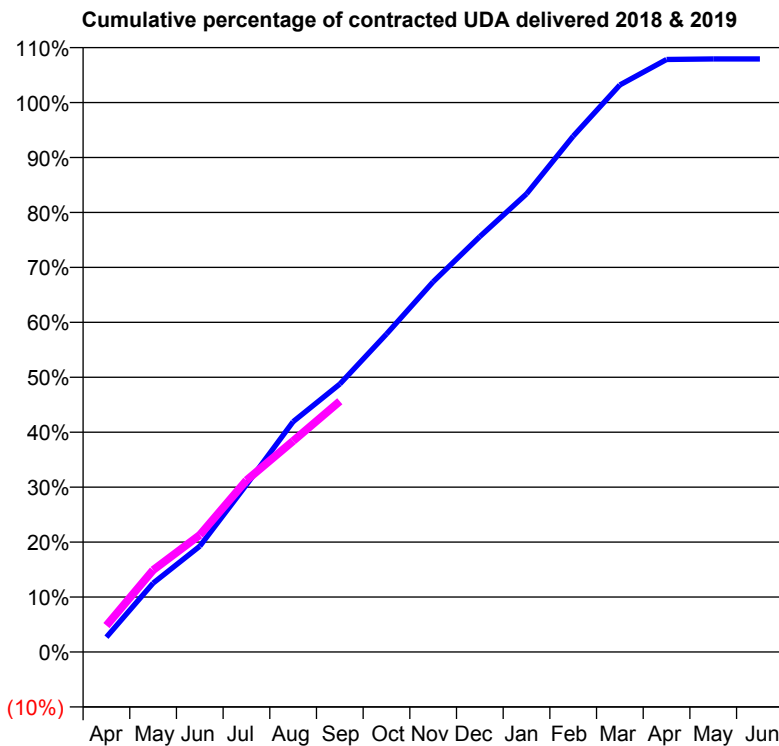
18/19 Contracted general activity (UDA)	4,501
Carry forward general activity (UDA)	0
18/19 Contracted orthodontic activity (UOA)	240
Carry forward orthodontic activity (UOA)	0
Baseline contract value	£119,695.57

### ACCESS\*

Patients seen in 24 months	Total	Change since previous quarter
Quarter ending September 2017	1,729	
Quarter ending December 2017	1,771	↑
Quarter ending March 2018	1,874	↑
Quarter ending June 2018	1,876	→
Quarter ending September 2018	1,844	↓
<b>Variance since September 2017</b>	<b>6.7%</b>	<b>↑</b>



### ACTIVITY



Adjusted Scheduled Activity (UDA)		
Month	2018	2019
April	121	217
May	564	671
June	867	958
July	1,370	1,407
August	1,887	1,728
September	2,195	2,054
October	2,605	
November	3,032	
December	3,403	
January	3,753	
February	4,225	
March	4,645	
April	4,854	
May	4,858	
June	4,858	

### QUALITY

	Quantity	Base Number	Contract	AT	Region	England
% of FP17s for the same patient ID Re-attending within 3 months - Children	28	447	6.3%	9.6%	11.1%	11.6%
% of FP17s for the same patient ID Re-attending within 3 months - Adults	104	863	12.1%	13.9%	15.3%	15.5%
% of FP17s for the same patient ID Re-attending between 3 & 9 months - Children	317	447	70.9%	61.8%	61.1%	58.8%
% of FP17s for the same patient ID Re-attending between 3 & 9 months - Adults	551	863	63.8%	53.1%	52.3%	51.1%
% of FP17s for Band 1 Urgent Courses	84	1,189	7.1%	9.9%	9.5%	9.0%
% of FP17s Relating to Free Repair or Replacements	8	1,189	0.7%	0.6%	0.7%	0.8%
% of FP17s Relating to Continuations	6	1,189	0.5%	0.9%	0.8%	0.9%
% of Patients satisfied with the dentistry they have received	1	1	N/A	92.6%	93.6%	93.3%
% of Patients satisfied with the time they had to wait for an appointment	1	1	N/A	89.8%	88.8%	88.9%

\* This is based on patients treated on this contract for their most recent course of treatment. Figures in italics indicate the base number of FP17s or Patient Questionnaire responses are less than 100. N/A is shown where the base number of responses is less than 10 during the period. % is calculated as Quantity/Base number\*100

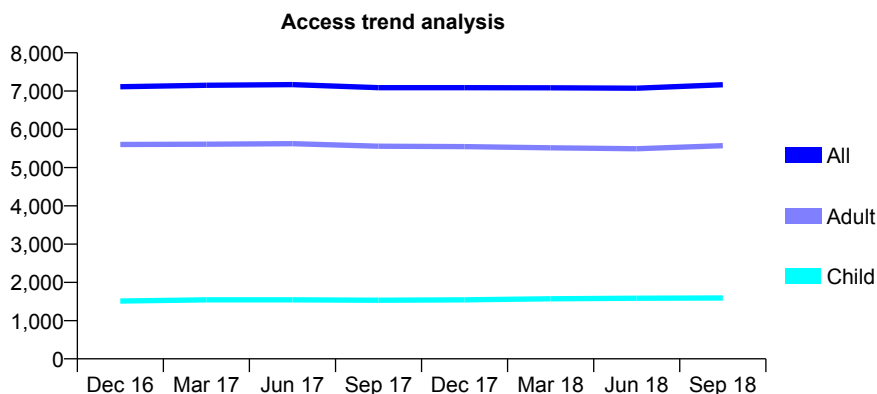
## Q70 - Vital Signs At a Glance Contract Report for 190233/0001 - September 2018

Name or company name	Dentalcare Limited
Contract type name	GDS Contract
Purpose of contract	General
Contract start date	13/12/2010
Contract end date	

18/19 Contracted general activity (UDA)	19,865
Carry forward general activity (UDA)	0
18/19 Contracted orthodontic activity (UOA)	0
Carry forward orthodontic activity (UOA)	0
Baseline contract value	£484,699.96

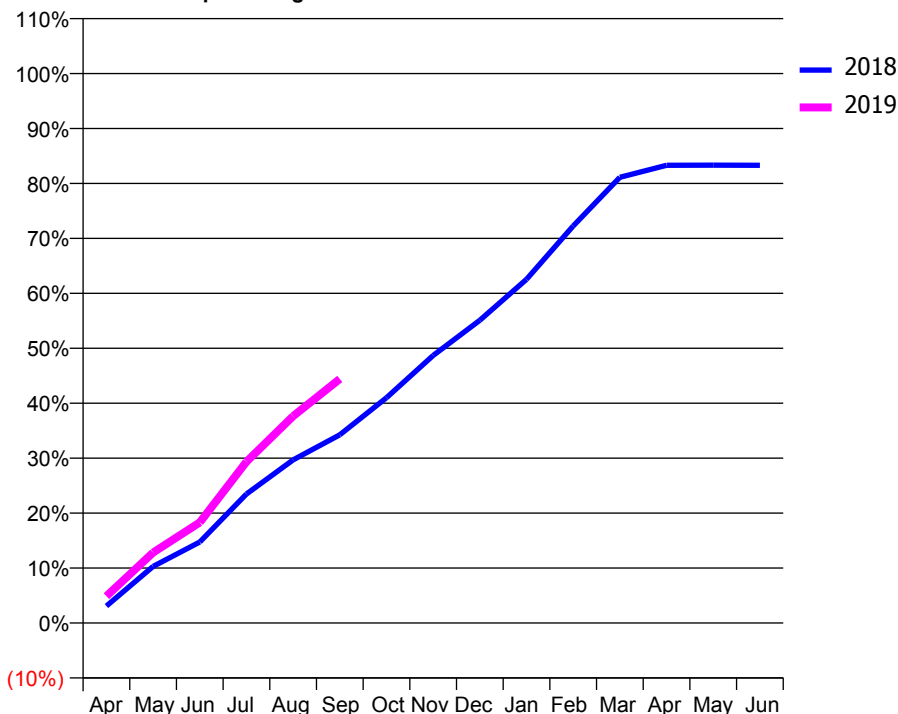
### ACCESS\*

Patients seen in 24 months	Total	Change since previous quarter
Quarter ending September 2017	7,089	
Quarter ending December 2017	7,087	→
Quarter ending March 2018	7,084	→
Quarter ending June 2018	7,074	→
Quarter ending September 2018	7,164	→
<b>Variance since September 2017</b>	<b>1.1%</b>	<b>→</b>



### ACTIVITY

Cumulative percentage of contracted UDA delivered 2018 & 2019



Adjusted Scheduled Activity (UDA)

Month	2018	2019
April	617	971
May	2,047	2,549
June	2,927	3,637
July	4,664	5,833
August	5,896	7,479
September	6,803	8,824
October	8,142	
November	9,674	
December	10,945	
January	12,426	
February	14,356	
March	16,115	
April	16,548	
May	16,550	
June	16,549	

### QUALITY

	Quantity	Base Number	Contract	AT	Region	England
% of FP17s for the same patient ID Re-attending within 3 months - Children	67	1,257	5.3%	9.6%	11.1%	11.6%
% of FP17s for the same patient ID Re-attending within 3 months - Adults	478	3,723	12.8%	13.9%	15.3%	15.5%
% of FP17s for the same patient ID Re-attending between 3 & 9 months - Children	880	1,257	70.0%	61.8%	61.1%	58.8%
% of FP17s for the same patient ID Re-attending between 3 & 9 months - Adults	2,127	3,723	57.1%	53.1%	52.3%	51.1%
% of FP17s for Band 1 Urgent Courses	416	4,764	8.7%	9.9%	9.5%	9.0%
% of FP17s Relating to Free Repair or Replacements	54	4,764	1.1%	0.6%	0.7%	0.8%
% of FP17s Relating to Continuations	0	4,764	0.0%	0.9%	0.8%	0.9%
% of Patients satisfied with the dentistry they have received	3	3	N/A	92.6%	93.6%	93.3%
% of Patients satisfied with the time they had to wait for an appointment	2	3	N/A	89.8%	88.8%	88.9%

\* This is based on patients treated on this contract for their most recent course of treatment. Figures in italics indicate the base number of FP17s or Patient Questionnaire responses are less than 100. N/A is shown where the base number of responses is less than 10 during the period. % is calculated as Quantity/Base number\*100



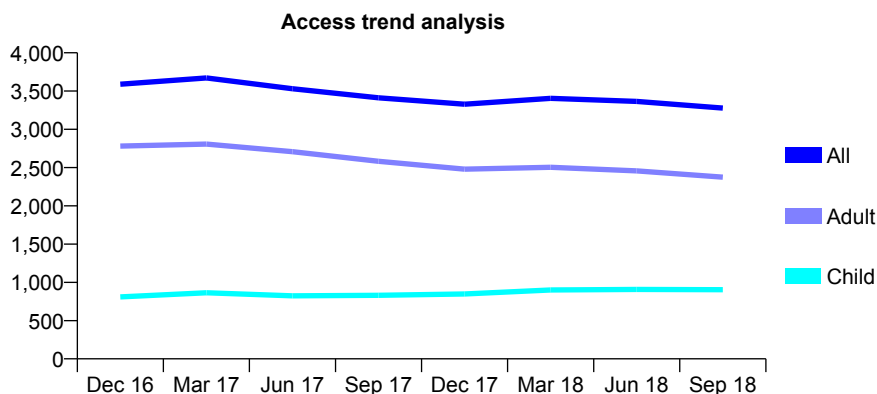
## Q70 - Vital Signs At a Glance Contract Report for 190543/0001 - September 2018

Name or company name	University of Portsmouth Services Limited
Contract type name	PDS Plus Contract
Purpose of contract	General
Contract start date	01/09/2010
Contract end date	28/02/2023

18/19 Contracted general activity (UDA)	10,000
Carry forward general activity (UDA)	0
18/19 Contracted orthodontic activity (UOA)	0
Carry forward orthodontic activity (UOA)	0
Baseline contract value	£0.00

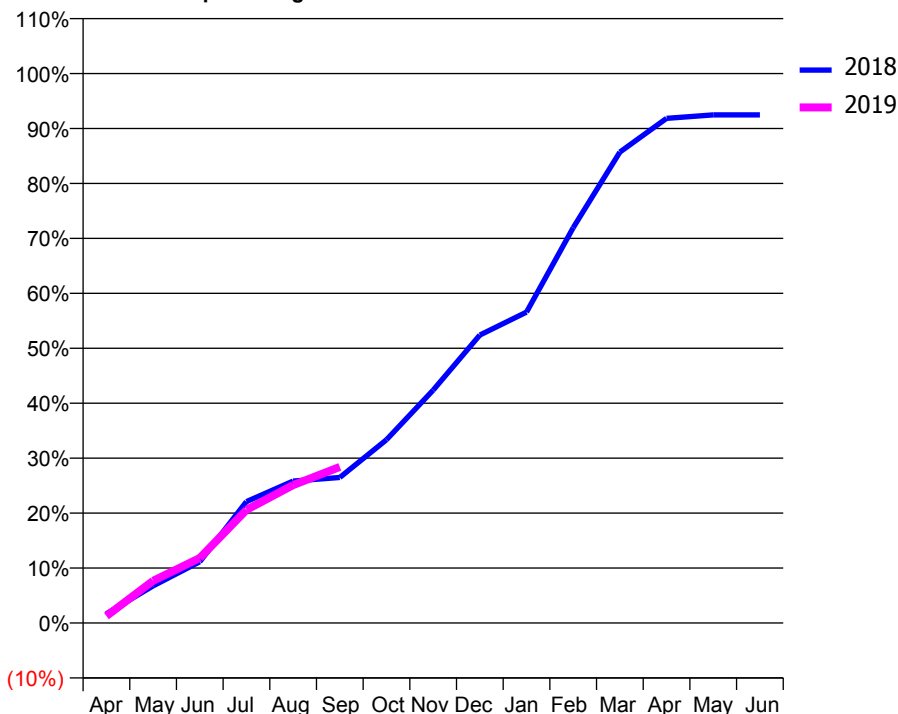
### ACCESS\*

Patients seen in 24 months	Total	Change since previous quarter
Quarter ending September 2017	3,412	
Quarter ending December 2017	3,328	↓
Quarter ending March 2018	3,405	↑
Quarter ending June 2018	3,364	↓
Quarter ending September 2018	3,278	↓
<b>Variance since September 2017</b>	<b>(3.9%)</b>	<b>↓</b>



### ACTIVITY

Cumulative percentage of contracted UDA delivered 2018 & 2019



Month	Adjusted Scheduled Activity (UDA)	
	2018	2019
April	182	128
May	727	767
June	1,198	1,182
July	2,371	2,059
August	2,773	2,510
September	2,842	2,840
October	3,579	
November	4,550	
December	5,624	
January	6,073	
February	7,722	
March	9,199	
April	9,857	
May	9,924	
June	9,925	

### QUALITY

	Quantity	Base Number	Contract	AT	Region	England
% of FP17s for the same patient ID Re-attending within 3 months - Children	48	389	12.3%	9.6%	11.1%	11.6%
% of FP17s for the same patient ID Re-attending within 3 months - Adults	306	1,083	28.3%	13.9%	15.3%	15.5%
% of FP17s for the same patient ID Re-attending between 3 & 9 months - Children	156	389	40.1%	61.8%	61.1%	58.8%
% of FP17s for the same patient ID Re-attending between 3 & 9 months - Adults	371	1,083	34.3%	53.1%	52.3%	51.1%
% of FP17s for Band 1 Urgent Courses	358	1,159	30.9%	9.9%	9.5%	9.0%
% of FP17s Relating to Free Repair or Replacements	0	1,159	0.0%	0.6%	0.7%	0.8%
% of FP17s Relating to Continuations	6	1,159	0.5%	0.9%	0.8%	0.9%
% of Patients satisfied with the dentistry they have received	1	1	N/A	92.6%	93.6%	93.3%
% of Patients satisfied with the time they had to wait for an appointment	1	1	N/A	89.8%	88.8%	88.9%

\* This is based on patients treated on this contract for their most recent course of treatment. Figures in italics indicate the base number of FP17s or Patient Questionnaire responses are less than 100. N/A is shown where the base number of responses is less than 10 during the period. % is calculated as Quantity/Base number\*100

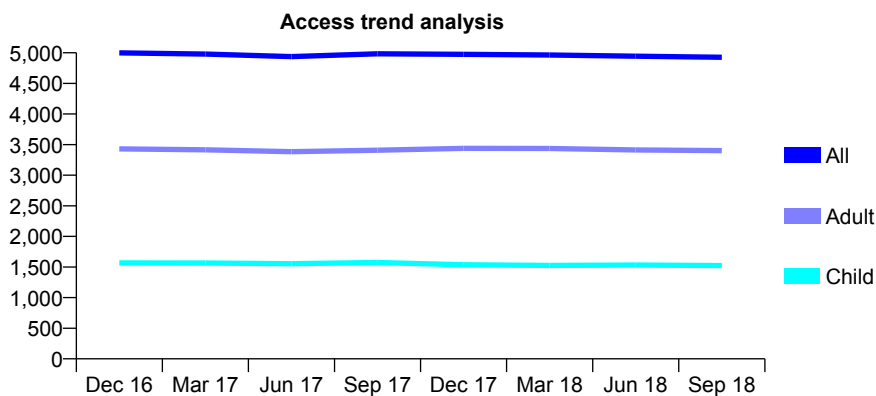
## Q70 - Vital Signs At a Glance Contract Report for 190985/0001 - September 2018

Name or company name	Miss P Kotecha
Contract type name	GDS Contract
Purpose of contract	General
Contract start date	01/12/2013
Contract end date	

18/19 Contracted general activity (UDA)	12,555
Carry forward general activity (UDA)	0
18/19 Contracted orthodontic activity (UOA)	0
Carry forward orthodontic activity (UOA)	0
Baseline contract value	£333,410.48

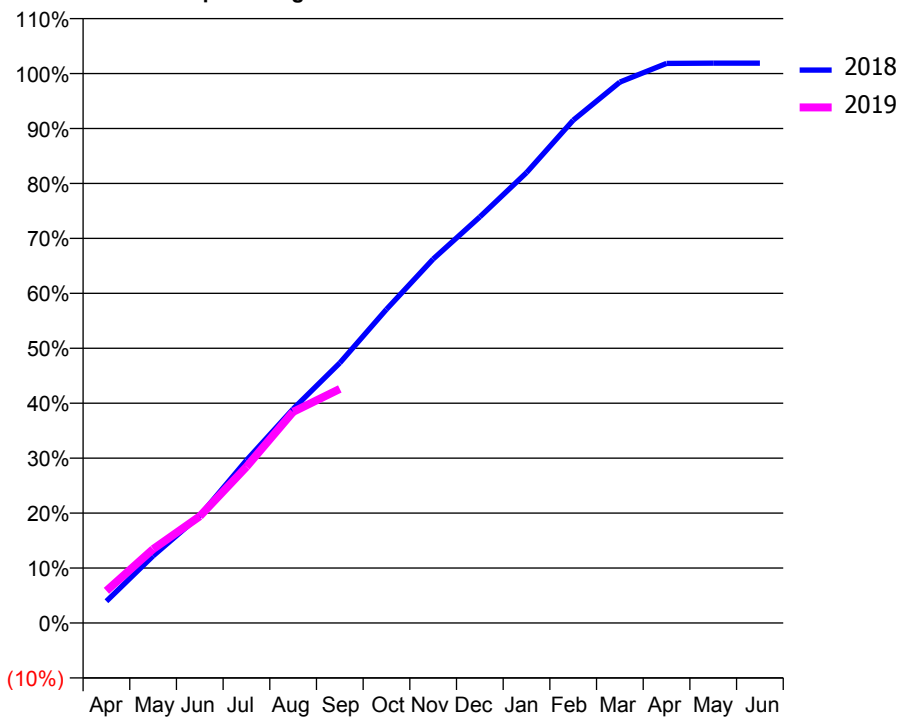
### ACCESS\*

Patients seen in 24 months	Total	Change since previous quarter
Quarter ending September 2017	4,983	
Quarter ending December 2017	4,974	→
Quarter ending March 2018	4,963	→
Quarter ending June 2018	4,945	→
Quarter ending September 2018	4,927	→
<b>Variance since September 2017</b>	<b>(1.1%)</b>	<b>↓</b>



### ACTIVITY

Cumulative percentage of contracted UDA delivered 2018 & 2019



Adjusted Scheduled Activity (UDA)		
Month	2018	2019
April	499	735
May	1,534	1,688
June	2,453	2,438
July	3,717	3,569
August	4,891	4,824
September	5,944	5,349
October	7,167	
November	8,316	
December	9,279	
January	10,292	
February	11,488	
March	12,360	
April	12,787	
May	12,793	
June	12,792	

### QUALITY

	Quantity	Base Number	Contract	AT	Region	England
% of FP17s for the same patient ID Re-attending within 3 months - Children	45	1,163	3.9%	9.6%	11.1%	11.6%
% of FP17s for the same patient ID Re-attending within 3 months - Adults	171	2,184	7.8%	13.9%	15.3%	15.5%
% of FP17s for the same patient ID Re-attending between 3 & 9 months - Children	815	1,163	70.1%	61.8%	61.1%	58.8%
% of FP17s for the same patient ID Re-attending between 3 & 9 months - Adults	1,383	2,184	63.3%	53.1%	52.3%	51.1%
% of FP17s for Band 1 Urgent Courses	109	3,115	3.5%	9.9%	9.5%	9.0%
% of FP17s Relating to Free Repair or Replacements	7	3,115	0.2%	0.6%	0.7%	0.8%
% of FP17s Relating to Continuations	6	3,115	0.2%	0.9%	0.8%	0.9%
% of Patients satisfied with the dentistry they have received	1	1	N/A	92.6%	93.6%	93.3%
% of Patients satisfied with the time they had to wait for an appointment	1	1	N/A	89.8%	88.8%	88.9%

\* This is based on patients treated on this contract for their most recent course of treatment. Figures in italics indicate the base number of FP17s or Patient Questionnaire responses are less than 100. N/A is shown where the base number of responses is less than 10 during the period. % is calculated as Quantity/Base number\*100

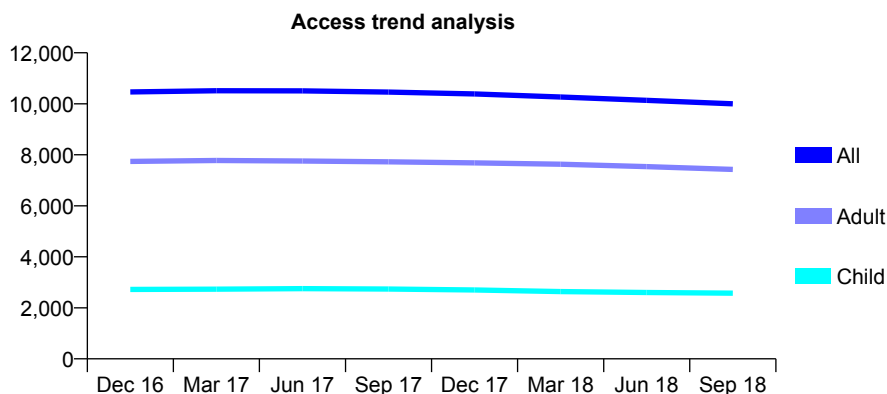
## Q70 - Vital Signs At a Glance Contract Report for 191183/0001 - September 2018

Name or company name	SCA Healthcare
Contract type name	GDS Contract
Purpose of contract	General
Contract start date	13/09/2008
Contract end date	

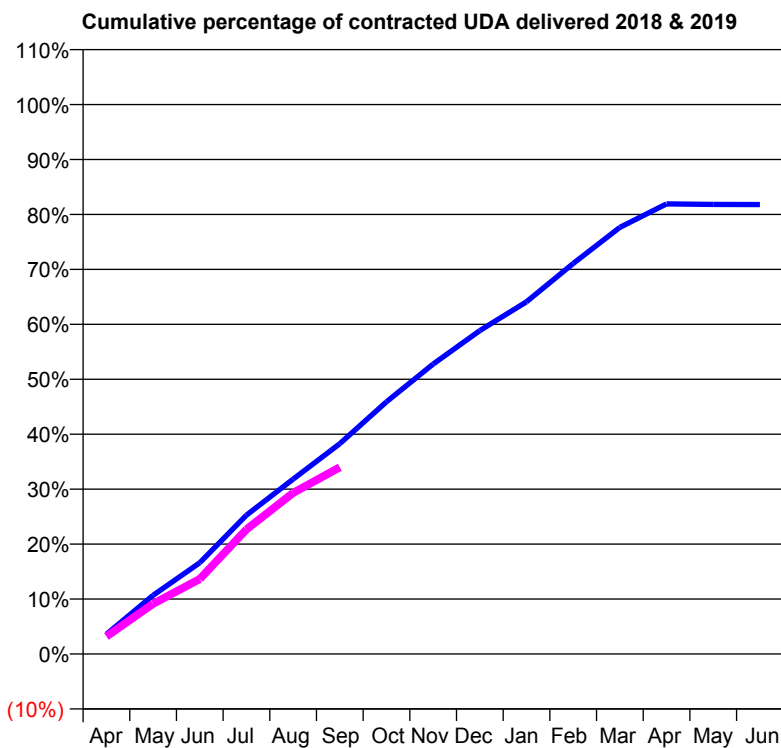
18/19 Contracted general activity (UDA)	36,115
Carry forward general activity (UDA)	0
18/19 Contracted orthodontic activity (UOA)	0
Carry forward orthodontic activity (UOA)	0
Baseline contract value	£1,090,009.21

### ACCESS\*

Patients seen in 24 months	Total	Change since previous quarter
Quarter ending September 2017	10,460	
Quarter ending December 2017	10,387	→
Quarter ending March 2018	10,269	↓
Quarter ending June 2018	10,136	↓
Quarter ending September 2018	10,002	↓
<b>Variance since September 2017</b>	<b>(4.4%)</b>	<b>↓</b>



### ACTIVITY



Month	Adjusted Scheduled Activity (UDA)	
	2018	2019
April	1,300	1,156
May	3,861	3,298
June	6,001	4,926
July	9,124	8,194
August	11,490	10,591
September	13,829	12,276
October	16,580	
November	19,053	
December	21,259	
January	23,154	
February	25,662	
March	28,037	
April	29,583	
May	29,545	
June	29,540	

### QUALITY

	Quantity	Base Number	Contract	AT	Region	England
% of FP17s for the same patient ID Re-attending within 3 months - Children	166	2,019	8.2%	9.6%	11.1%	11.6%
% of FP17s for the same patient ID Re-attending within 3 months - Adults	667	5,284	12.6%	13.9%	15.3%	15.5%
% of FP17s for the same patient ID Re-attending between 3 & 9 months - Children	1,184	2,019	58.6%	61.8%	61.1%	58.8%
% of FP17s for the same patient ID Re-attending between 3 & 9 months - Adults	3,243	5,284	61.4%	53.1%	52.3%	51.1%
% of FP17s for Band 1 Urgent Courses	427	6,744	6.3%	9.9%	9.5%	9.0%
% of FP17s Relating to Free Repair or Replacements	66	6,744	1.0%	0.6%	0.7%	0.8%
% of FP17s Relating to Continuations	60	6,744	0.9%	0.9%	0.8%	0.9%
% of Patients satisfied with the dentistry they have received	2	2	N/A	92.6%	93.6%	93.3%
% of Patients satisfied with the time they had to wait for an appointment	1	2	N/A	89.8%	88.8%	88.9%

\* This is based on patients treated on this contract for their most recent course of treatment. Figures in italics indicate the base number of FP17s or Patient Questionnaire responses are less than 100. N/A is shown where the base number of responses is less than 10 during the period. % is calculated as Quantity/Base number\*100

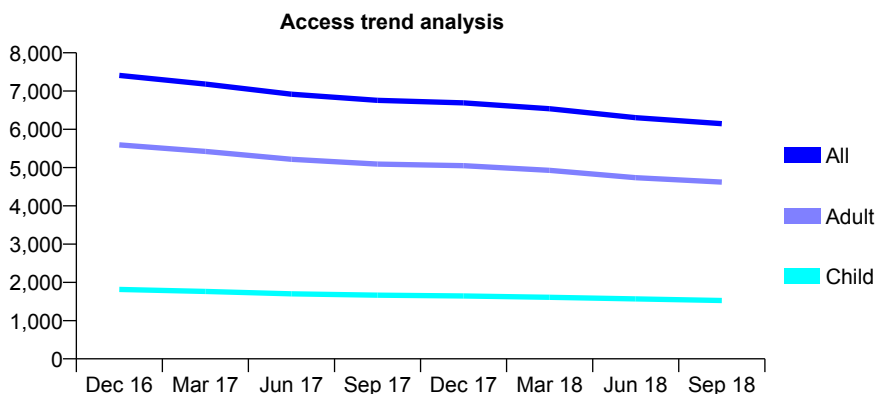
## Q70 - Vital Signs At a Glance Contract Report for 191183/0002 - September 2018

Name or company name	SCA Healthcare
Contract type name	GDS Contract
Purpose of contract	General
Contract start date	01/10/2008
Contract end date	

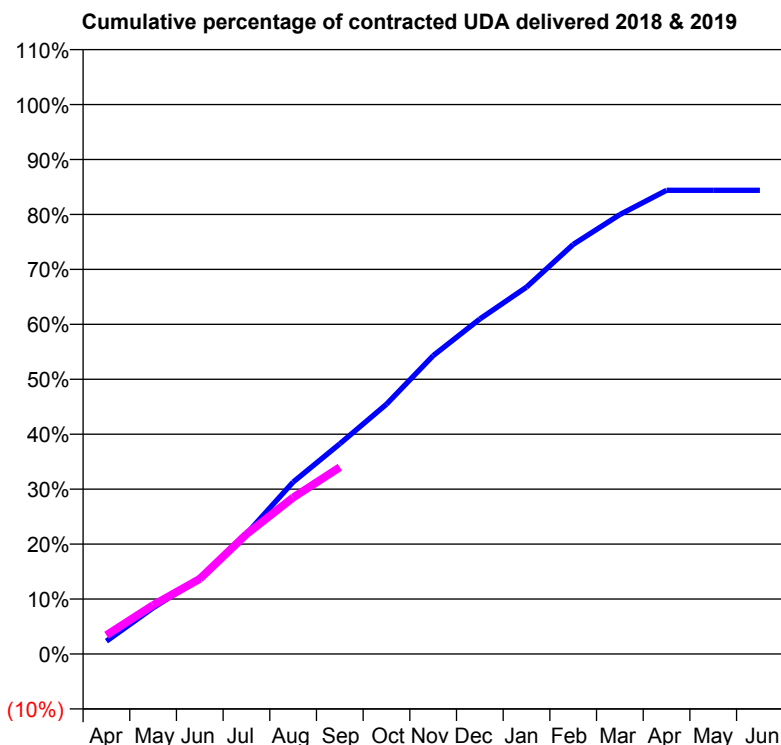
18/19 Contracted general activity (UDA)	21,000
Carry forward general activity (UDA)	0
18/19 Contracted orthodontic activity (UOA)	0
Carry forward orthodontic activity (UOA)	0
Baseline contract value	£500,075.19

### ACCESS\*

Patients seen in 24 months	Total	Change since previous quarter
Quarter ending September 2017	6,756	
Quarter ending December 2017	6,690	→
Quarter ending March 2018	6,536	↓
Quarter ending June 2018	6,304	↓
Quarter ending September 2018	6,147	↓
<b>Variance since September 2017</b>	<b>(9.0%)</b>	↓



### ACTIVITY



Adjusted Scheduled Activity (UDA)		
Month	2018	2019
April	493	723
May	1,768	1,867
June	2,885	2,871
July	4,595	4,580
August	6,572	5,981
September	8,032	7,137
October	9,550	
November	11,402	
December	12,805	
January	14,019	
February	15,654	
March	16,796	
April	17,720	
May	17,720	
June	17,720	

### QUALITY

	Quantity	Base Number	Contract	AT	Region	England
% of FP17s for the same patient ID Re-attending within 3 months - Children	117	1,151	10.2%	9.6%	11.1%	11.6%
% of FP17s for the same patient ID Re-attending within 3 months - Adults	450	3,122	14.4%	13.9%	15.3%	15.5%
% of FP17s for the same patient ID Re-attending between 3 & 9 months - Children	746	1,151	64.8%	61.8%	61.1%	58.8%
% of FP17s for the same patient ID Re-attending between 3 & 9 months - Adults	1,761	3,122	56.4%	53.1%	52.3%	51.1%
% of FP17s for Band 1 Urgent Courses	532	3,925	13.6%	9.9%	9.5%	9.0%
% of FP17s Relating to Free Repair or Replacements	11	3,925	0.3%	0.6%	0.7%	0.8%
% of FP17s Relating to Continuations	17	3,925	0.4%	0.9%	0.8%	0.9%
% of Patients satisfied with the dentistry they have received	2	2	N/A	92.6%	93.6%	93.3%
% of Patients satisfied with the time they had to wait for an appointment	2	2	N/A	89.8%	88.8%	88.9%

\* This is based on patients treated on this contract for their most recent course of treatment. Figures in italics indicate the base number of FP17s or Patient Questionnaire responses are less than 100. N/A is shown where the base number of responses is less than 10 during the period. % is calculated as Quantity/Base number\*100

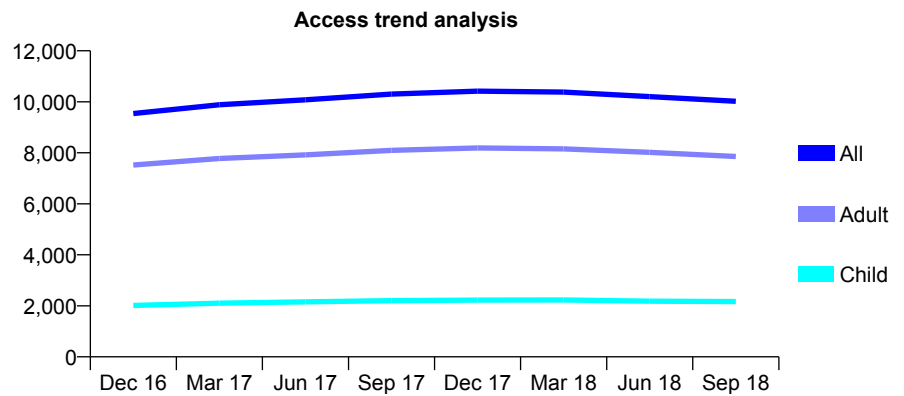
## Q70 - Vital Signs At a Glance Contract Report for 191183/0003 - September 2018

Name or company name	SCA Healthcare
Contract type name	GDS Contract
Purpose of contract	General
Contract start date	01/10/2008
Contract end date	

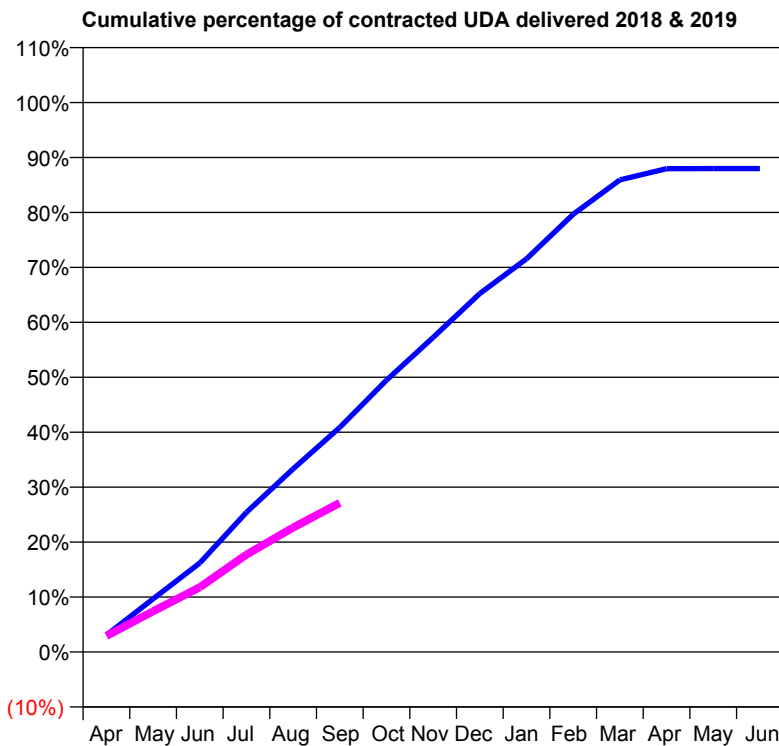
18/19 Contracted general activity (UDA)	31,000
Carry forward general activity (UDA)	0
18/19 Contracted orthodontic activity (UOA)	0
Carry forward orthodontic activity (UOA)	0
Baseline contract value	£854,010.09

### ACCESS\*

Patients seen in 24 months	Total	Change since previous quarter
Quarter ending September 2017	10,301	
Quarter ending December 2017	10,416	→
Quarter ending March 2018	10,381	→
Quarter ending June 2018	10,203	↓
Quarter ending September 2018	10,023	↓
<b>Variance since September 2017</b>	<b>(2.7%)</b>	<b>↓</b>



### ACTIVITY



Month	Adjusted Scheduled Activity (UDA)	
	2018	2019
April	957	908
May	2,995	2,301
June	5,022	3,655
July	7,880	5,492
August	10,331	7,020
September	12,671	8,413
October	15,333	
November	17,752	
December	20,222	
January	22,181	
February	24,690	
March	26,637	
April	27,268	
May	27,271	
June	27,272	

### QUALITY

	Quantity	Base Number	Contract	AT	Region	England
% of FP17s for the same patient ID Re-attending within 3 months - Children	73	1,427	5.1%	9.6%	11.1%	11.6%
% of FP17s for the same patient ID Re-attending within 3 months - Adults	478	4,597	10.4%	13.9%	15.3%	15.5%
% of FP17s for the same patient ID Re-attending between 3 & 9 months - Children	954	1,427	66.9%	61.8%	61.1%	58.8%
% of FP17s for the same patient ID Re-attending between 3 & 9 months - Adults	2,587	4,597	56.3%	53.1%	52.3%	51.1%
% of FP17s for Band 1 Urgent Courses	324	5,030	6.4%	9.9%	9.5%	9.0%
% of FP17s Relating to Free Repair or Replacements	20	5,030	0.4%	0.6%	0.7%	0.8%
% of FP17s Relating to Continuations	12	5,030	0.2%	0.9%	0.8%	0.9%
% of Patients satisfied with the dentistry they have received	6	6	N/A	92.6%	93.6%	93.3%
% of Patients satisfied with the time they had to wait for an appointment	6	6	N/A	89.8%	88.8%	88.9%

\* This is based on patients treated on this contract for their most recent course of treatment. Figures in italics indicate the base number of FP17s or Patient Questionnaire responses are less than 100. N/A is shown where the base number of responses is less than 10 during the period. % is calculated as Quantity/Base number\*100

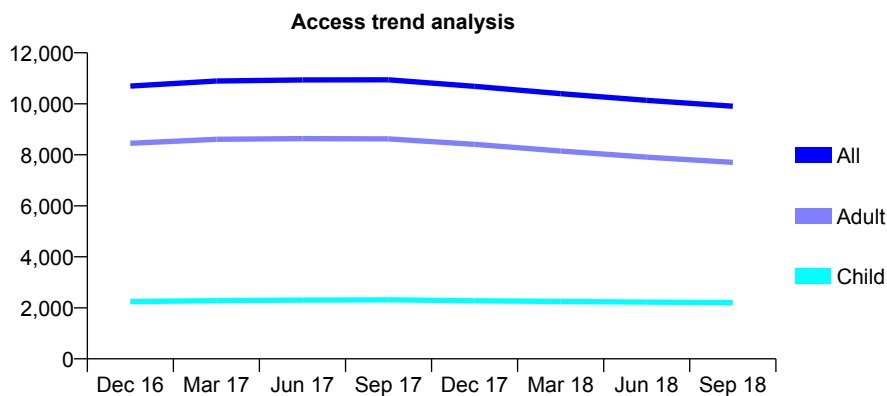
## Q70 - Vital Signs At a Glance Contract Report for 191183/0004 - September 2018

Name or company name	SCA Healthcare
Contract type name	GDS Contract
Purpose of contract	General
Contract start date	01/04/2011
Contract end date	

18/19 Contracted general activity (UDA)	30,000
Carry forward general activity (UDA)	0
18/19 Contracted orthodontic activity (UOA)	0
Carry forward orthodontic activity (UOA)	0
Baseline contract value	£770,178.92

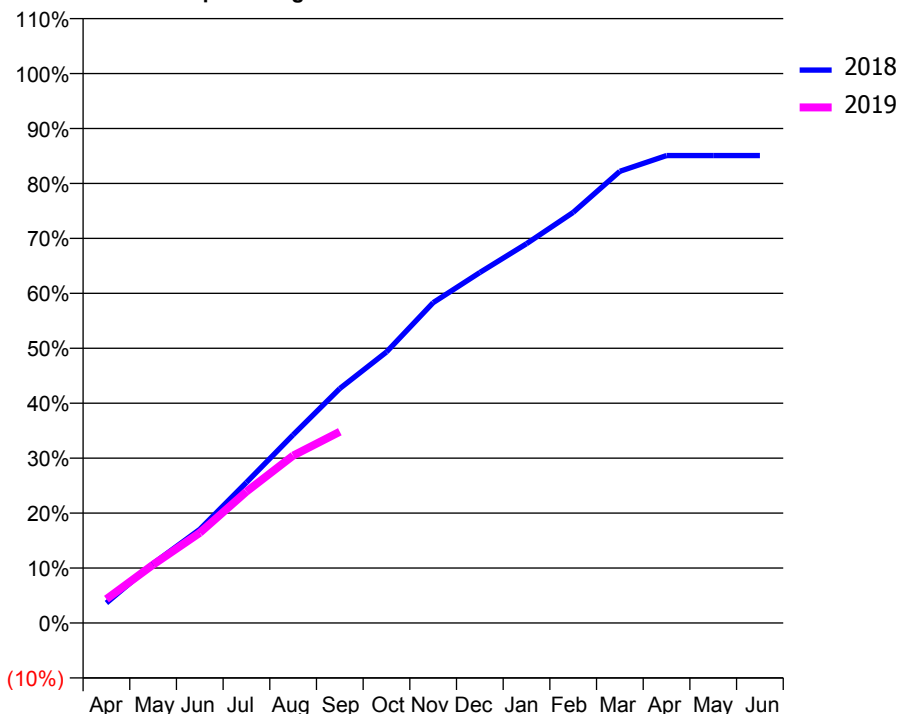
### ACCESS\*

Patients seen in 24 months	Total	Change since previous quarter
Quarter ending September 2017	10,943	
Quarter ending December 2017	10,684	↓
Quarter ending March 2018	10,398	↓
Quarter ending June 2018	10,137	↓
Quarter ending September 2018	9,908	↓
<b>Variance since September 2017</b>	<b>(9.5%)</b>	<b>↓</b>



### ACTIVITY

Cumulative percentage of contracted UDA delivered 2018 & 2019



Month	2018	2019
April	1,094	1,308
May	3,244	3,182
June	5,117	4,922
July	7,676	7,173
August	10,278	9,142
September	12,801	10,442
October	14,799	
November	17,493	
December	19,135	
January	20,709	
February	22,422	
March	24,664	
April	25,520	
May	25,522	
June	25,522	

### QUALITY

	Quantity	Base Number	Contract	AT	Region	England
% of FP17s for the same patient ID Re-attending within 3 months - Children	88	1,642	5.4%	9.6%	11.1%	11.6%
% of FP17s for the same patient ID Re-attending within 3 months - Adults	585	5,325	11.0%	13.9%	15.3%	15.5%
% of FP17s for the same patient ID Re-attending between 3 & 9 months - Children	1,034	1,642	63.0%	61.8%	61.1%	58.8%
% of FP17s for the same patient ID Re-attending between 3 & 9 months - Adults	3,445	5,325	64.7%	53.1%	52.3%	51.1%
% of FP17s for Band 1 Urgent Courses	716	6,486	11.0%	9.9%	9.5%	9.0%
% of FP17s Relating to Free Repair or Replacements	31	6,486	0.5%	0.6%	0.7%	0.8%
% of FP17s Relating to Continuations	6	6,486	0.1%	0.9%	0.8%	0.9%
% of Patients satisfied with the dentistry they have received	6	6	N/A	92.6%	93.6%	93.3%
% of Patients satisfied with the time they had to wait for an appointment	6	6	N/A	89.8%	88.8%	88.9%

\* This is based on patients treated on this contract for their most recent course of treatment. Figures in italics indicate the base number of FP17s or Patient Questionnaire responses are less than 100. N/A is shown where the base number of responses is less than 10 during the period. % is calculated as Quantity/Base number\*100

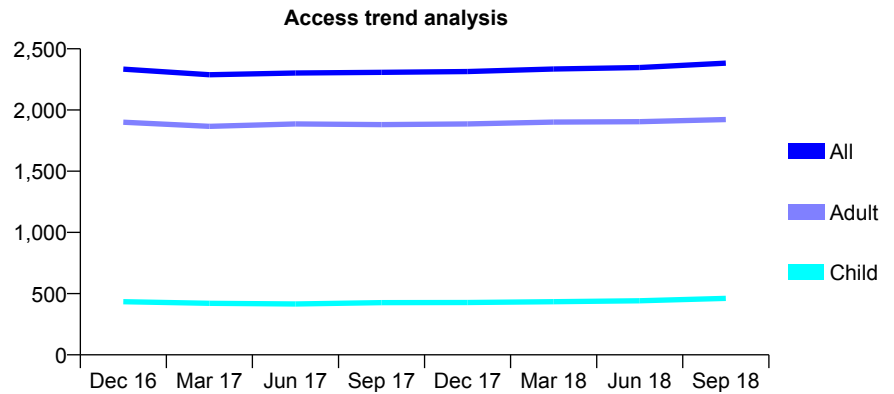
## Q70 - Vital Signs At a Glance Contract Report for 191302/0001 - September 2018

Name or company name	Mr M C Omar
Contract type name	GDS Contract
Purpose of contract	General
Contract start date	01/10/2013
Contract end date	

18/19 Contracted general activity (UDA)	8,401
Carry forward general activity (UDA)	0
18/19 Contracted orthodontic activity (UOA)	0
Carry forward orthodontic activity (UOA)	0
Baseline contract value	£189,623.41

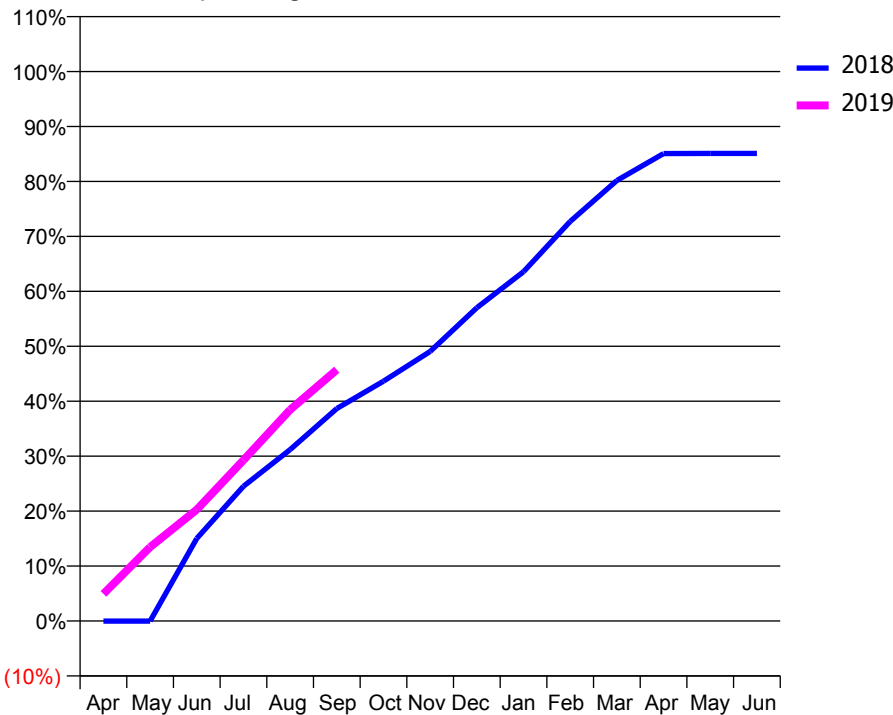
### ACCESS\*

Patients seen in 24 months	Total	Change since previous quarter
Quarter ending September 2017	2,308	
Quarter ending December 2017	2,314	→
Quarter ending March 2018	2,335	→
Quarter ending June 2018	2,347	→
Quarter ending September 2018	2,383	→
<b>Variance since September 2017</b>	<b>3.2%</b>	<b>↑</b>



### ACTIVITY

Cumulative percentage of contracted UDA delivered 2018 & 2019



Adjusted Scheduled Activity (UDA)		
Month	2018	2019
April	-4	416
May	-4	1,130
June	1,264	1,704
July	2,060	2,460
August	2,621	3,229
September	3,248	3,841
October	3,667	
November	4,120	
December	4,789	
January	5,341	
February	6,108	
March	6,735	
April	7,146	
May	7,149	
June	7,149	

### QUALITY

	Quantity	Base Number	Contract	AT	Region	England
% of FP17s for the same patient ID Re-attending within 3 months - Children	18	408	4.4%	9.6%	11.1%	11.6%
% of FP17s for the same patient ID Re-attending within 3 months - Adults	137	1,509	9.1%	13.9%	15.3%	15.5%
% of FP17s for the same patient ID Re-attending between 3 & 9 months - Children	269	408	65.9%	61.8%	61.1%	58.8%
% of FP17s for the same patient ID Re-attending between 3 & 9 months - Adults	846	1,509	56.1%	53.1%	52.3%	51.1%
% of FP17s for Band 1 Urgent Courses	88	1,781	4.9%	9.9%	9.5%	9.0%
% of FP17s Relating to Free Repair or Replacements	5	1,781	0.3%	0.6%	0.7%	0.8%
% of FP17s Relating to Continuations	3	1,781	0.2%	0.9%	0.8%	0.9%
% of Patients satisfied with the dentistry they have received	2	2	N/A	92.6%	93.6%	93.3%
% of Patients satisfied with the time they had to wait for an appointment	2	2	N/A	89.8%	88.8%	88.9%

\* This is based on patients treated on this contract for their most recent course of treatment. Figures in italics indicate the base number of FP17s or Patient Questionnaire responses are less than 100. N/A is shown where the base number of responses is less than 10 during the period. % is calculated as Quantity/Base number\*100



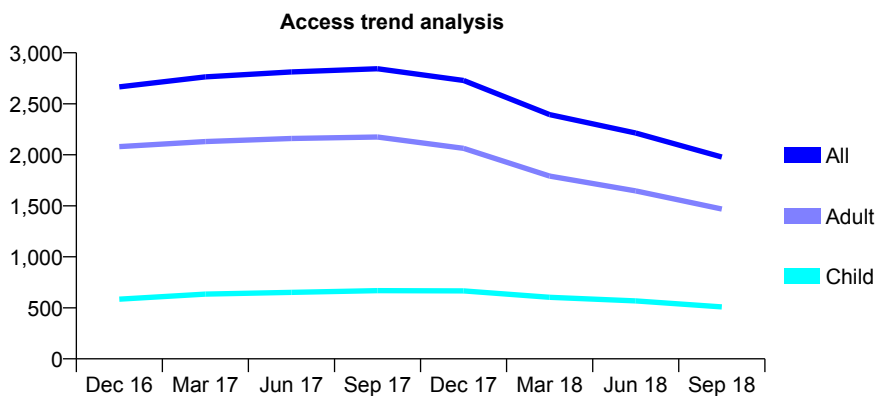
## Q70 - Vital Signs At a Glance Contract Report for 192317/0001 - September 2018

Name or company name	Smile Care Dorset Limited
Contract type name	GDS Contract
Purpose of contract	General
Contract start date	01/01/2013
Contract end date	

18/19 Contracted general activity (UDA)	9,883
Carry forward general activity (UDA)	0
18/19 Contracted orthodontic activity (UOA)	0
Carry forward orthodontic activity (UOA)	0
Baseline contract value	£229,080.46

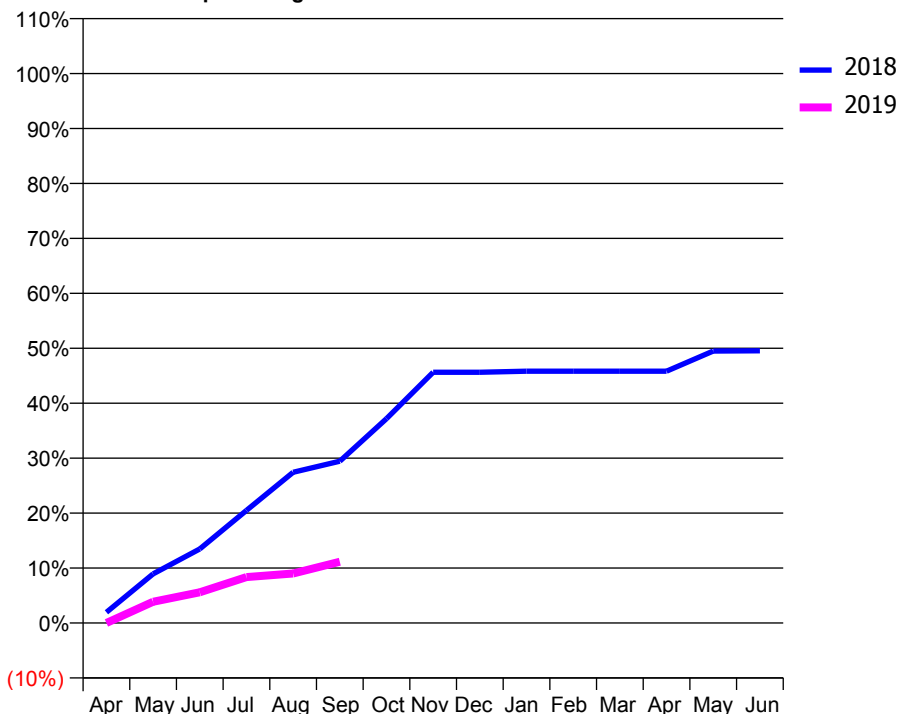
### ACCESS\*

Patients seen in 24 months	Total	Change since previous quarter
Quarter ending September 2017	2,844	
Quarter ending December 2017	2,729	↓
Quarter ending March 2018	2,394	↓
Quarter ending June 2018	2,214	↓
Quarter ending September 2018	1,978	↓
<b>Variance since September 2017</b>	<b>(30.5%)</b>	<b>↓</b>



### ACTIVITY

Cumulative percentage of contracted UDA delivered 2018 & 2019



Adjusted Scheduled Activity (UDA)

Month	2018	2019
April	194	0
May	883	383
June	1,332	552
July	2,026	826
August	2,710	892
September	2,909	1,103
October	3,675	
November	4,510	
December	4,510	
January	4,530	
February	4,530	
March	4,530	
April	4,530	
May	4,891	
June	4,895	

### QUALITY

	Quantity	Base Number	Contract	AT	Region	England
% of FP17s for the same patient ID Re-attending within 3 months - Children	5	224	2.2%	9.6%	11.1%	11.6%
% of FP17s for the same patient ID Re-attending within 3 months - Adults	38	620	6.1%	13.9%	15.3%	15.5%
% of FP17s for the same patient ID Re-attending between 3 & 9 months - Children	88	224	39.3%	61.8%	61.1%	58.8%
% of FP17s for the same patient ID Re-attending between 3 & 9 months - Adults	253	620	40.8%	53.1%	52.3%	51.1%
% of FP17s for Band 1 Urgent Courses	55	477	11.5%	9.9%	9.5%	9.0%
% of FP17s Relating to Free Repair or Replacements	0	477	0.0%	0.6%	0.7%	0.8%
% of FP17s Relating to Continuations	3	477	0.6%	0.9%	0.8%	0.9%
% of Patients satisfied with the dentistry they have received	1	1	N/A	92.6%	93.6%	93.3%
% of Patients satisfied with the time they had to wait for an appointment	1	1	N/A	89.8%	88.8%	88.9%

\* This is based on patients treated on this contract for their most recent course of treatment. Figures in italics indicate the base number of FP17s or Patient Questionnaire responses are less than 100. N/A is shown where the base number of responses is less than 10 during the period. % is calculated as Quantity/Base number\*100

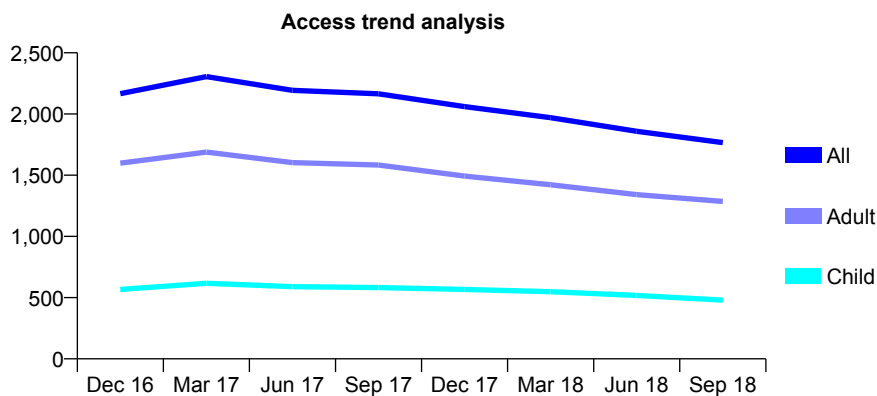
## Q70 - Vital Signs At a Glance Contract Report for 192317/0002 - September 2018

Name or company name	Smile Care Dorset Limited
Contract type name	GDS Contract
Purpose of contract	General
Contract start date	01/01/2013
Contract end date	

18/19 Contracted general activity (UDA)	7,000
Carry forward general activity (UDA)	0
18/19 Contracted orthodontic activity (UOA)	0
Carry forward orthodontic activity (UOA)	0
Baseline contract value	£152,737.25

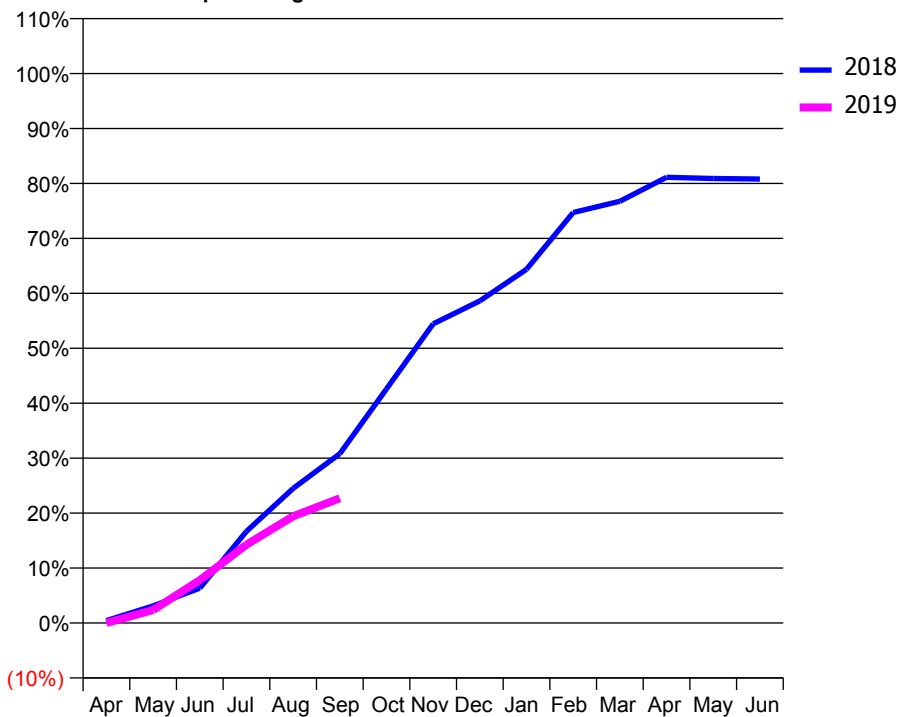
### ACCESS\*

Patients seen in 24 months	Total	Change since previous quarter
Quarter ending September 2017	2,165	
Quarter ending December 2017	2,060	↓
Quarter ending March 2018	1,970	↓
Quarter ending June 2018	1,859	↓
Quarter ending September 2018	1,766	↓
<b>Variance since September 2017</b>	<b>(18.4%)</b>	<b>↓</b>



### ACTIVITY

Cumulative percentage of contracted UDA delivered 2018 & 2019



Adjusted Scheduled Activity (UDA)		
Month	2018	2019
April	31	0
May	218	166
June	445	547
July	1,168	998
August	1,715	1,360
September	2,156	1,589
October	2,982	
November	3,812	
December	4,104	
January	4,506	
February	5,229	
March	5,371	
April	5,678	
May	5,663	
June	5,656	

### QUALITY

	Quantity	Base Number	Contract	AT	Region	England
% of FP17s for the same patient ID Re-attending within 3 months - Children	22	251	8.8%	9.6%	11.1%	11.6%
% of FP17s for the same patient ID Re-attending within 3 months - Adults	138	716	19.3%	13.9%	15.3%	15.5%
% of FP17s for the same patient ID Re-attending between 3 & 9 months - Children	101	251	40.2%	61.8%	61.1%	58.8%
% of FP17s for the same patient ID Re-attending between 3 & 9 months - Adults	283	716	39.5%	53.1%	52.3%	51.1%
% of FP17s for Band 1 Urgent Courses	164	743	22.1%	9.9%	9.5%	9.0%
% of FP17s Relating to Free Repair or Replacements	56	743	7.5%	0.6%	0.7%	0.8%
% of FP17s Relating to Continuations	4	743	0.5%	0.9%	0.8%	0.9%
% of Patients satisfied with the dentistry they have received	3	3	N/A	92.6%	93.6%	93.3%
% of Patients satisfied with the time they had to wait for an appointment	2	3	N/A	89.8%	88.8%	88.9%

\* This is based on patients treated on this contract for their most recent course of treatment. Figures in italics indicate the base number of FP17s or Patient Questionnaire responses are less than 100. N/A is shown where the base number of responses is less than 10 during the period. % is calculated as Quantity/Base number\*100

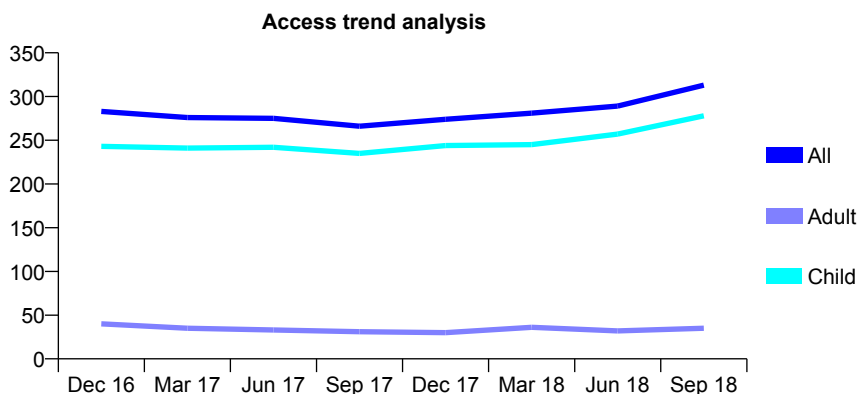
## Q70 - Vital Signs At a Glance Contract Report for 194085/0001 - September 2018

Name or company name	PEZO LTD
Contract type name	GDS Contract
Purpose of contract	General
Contract start date	01/02/2008
Contract end date	

18/19 Contracted general activity (UDA)	520
Carry forward general activity (UDA)	2
18/19 Contracted orthodontic activity (UOA)	0
Carry forward orthodontic activity (UOA)	0
Baseline contract value	£12,669.48

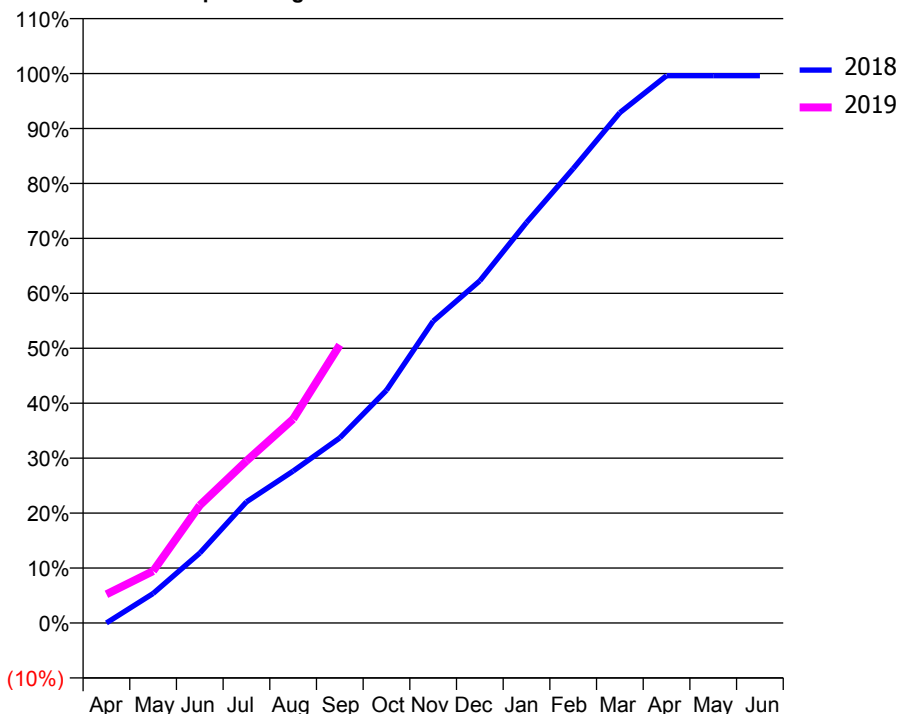
### ACCESS\*

Patients seen in 24 months	Total	Change since previous quarter
Quarter ending September 2017	266	
Quarter ending December 2017	274	↑
Quarter ending March 2018	281	↑
Quarter ending June 2018	289	↑
Quarter ending September 2018	313	↑
<b>Variance since September 2017</b>	<b>17.7%</b>	<b>↑</b>



### ACTIVITY

Cumulative percentage of contracted UDA delivered 2018 & 2019



Month	Adjusted Scheduled Activity (UDA)	
	2018	2019
April	0	27
May	28	49
June	66	111
July	115	153
August	144	193
September	175	263
October	220	
November	286	
December	324	
January	379	
February	430	
March	483	
April	518	
May	518	
June	518	

### QUALITY

	Quantity	Base Number	Contract	AT	Region	England
% of FP17s for the same patient ID Re-attending within 3 months - Children	9	228	3.9%	9.6%	11.1%	11.6%
% of FP17s for the same patient ID Re-attending within 3 months - Adults	0	12	0.0%	13.9%	15.3%	15.5%
% of FP17s for the same patient ID Re-attending between 3 & 9 months - Children	138	228	60.5%	61.8%	61.1%	58.8%
% of FP17s for the same patient ID Re-attending between 3 & 9 months - Adults	10	12	83.3%	53.1%	52.3%	51.1%
% of FP17s for Band 1 Urgent Courses	6	212	2.8%	9.9%	9.5%	9.0%
% of FP17s Relating to Free Repair or Replacements	0	212	0.0%	0.6%	0.7%	0.8%
% of FP17s Relating to Continuations	1	212	0.5%	0.9%	0.8%	0.9%
% of Patients satisfied with the dentistry they have received	0	0	N/A	92.6%	93.6%	93.3%
% of Patients satisfied with the time they had to wait for an appointment	0	0	N/A	89.8%	88.8%	88.9%

\* This is based on patients treated on this contract for their most recent course of treatment. Figures in italics indicate the base number of FP17s or Patient Questionnaire responses are less than 100. N/A is shown where the base number of responses is less than 10 during the period. % is calculated as Quantity/Base number\*100

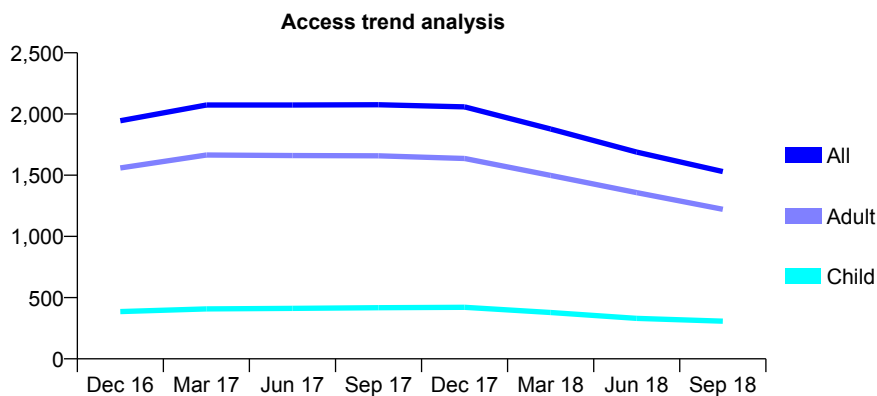
## Q70 - Vital Signs At a Glance Contract Report for 194158/0001 - September 2018

Name or company name	Mrs DS Banuri
Contract type name	GDS Contract
Purpose of contract	General
Contract start date	01/04/2011
Contract end date	

18/19 Contracted general activity (UDA)	4,000
Carry forward general activity (UDA)	0
18/19 Contracted orthodontic activity (UOA)	0
Carry forward orthodontic activity (UOA)	0
Baseline contract value	£82,563.42

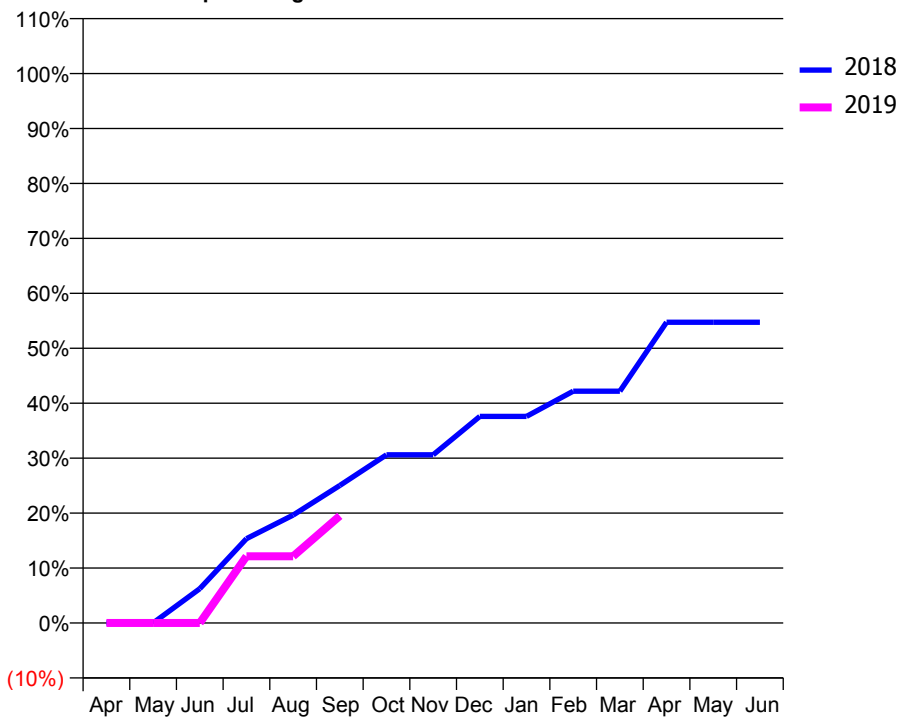
### ACCESS\*

Patients seen in 24 months	Total	Change since previous quarter
Quarter ending September 2017	2,076	
Quarter ending December 2017	2,058	→
Quarter ending March 2018	1,877	↓
Quarter ending June 2018	1,689	↓
Quarter ending September 2018	1,530	↓
<b>Variance since September 2017</b>	<b>(26.3%)</b>	<b>↓</b>



### ACTIVITY

Cumulative percentage of contracted UDA delivered 2018 & 2019



Adjusted Scheduled Activity (UDA)

Month	2018	2019
April	0	0
May	0	0
June	437	0
July	1,075	486
August	1,375	486
September	1,752	780
October	2,143	
November	2,143	
December	2,632	
January	2,632	
February	2,952	
March	2,952	
April	3,831	
May	3,831	
June	3,831	

### QUALITY

	Quantity	Base Number	Contract	AT	Region	England
% of FP17s for the same patient ID Re-attending within 3 months - Children	6	193	3.1%	9.6%	11.1%	11.6%
% of FP17s for the same patient ID Re-attending within 3 months - Adults	47	642	7.3%	13.9%	15.3%	15.5%
% of FP17s for the same patient ID Re-attending between 3 & 9 months - Children	135	193	69.9%	61.8%	61.1%	58.8%
% of FP17s for the same patient ID Re-attending between 3 & 9 months - Adults	331	642	51.6%	53.1%	52.3%	51.1%
% of FP17s for Band 1 Urgent Courses	13	341	3.8%	9.9%	9.5%	9.0%
% of FP17s Relating to Free Repair or Replacements	0	341	0.0%	0.6%	0.7%	0.8%
% of FP17s Relating to Continuations	11	341	3.2%	0.9%	0.8%	0.9%
% of Patients satisfied with the dentistry they have received	3	3	N/A	92.6%	93.6%	93.3%
% of Patients satisfied with the time they had to wait for an appointment	3	3	N/A	89.8%	88.8%	88.9%

\* This is based on patients treated on this contract for their most recent course of treatment. Figures in italics indicate the base number of FP17s or Patient Questionnaire responses are less than 100. N/A is shown where the base number of responses is less than 10 during the period. % is calculated as Quantity/Base number\*100

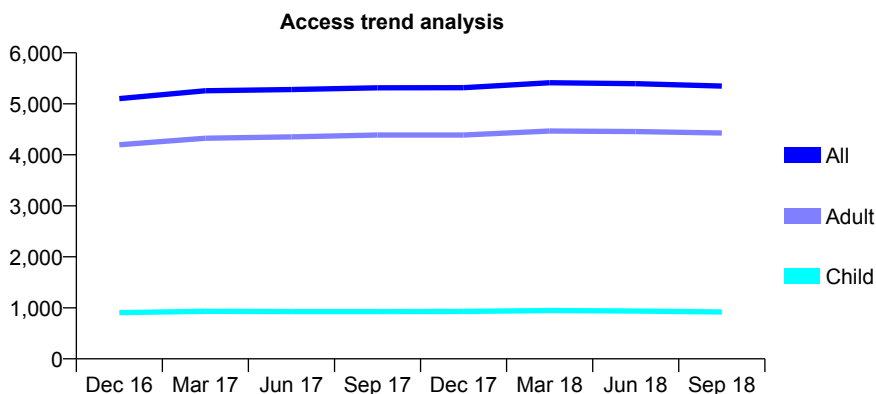
## Q70 - Vital Signs At a Glance Contract Report for 194808/0001 - September 2018

Name or company name	Paul Bester and Forbes Watson Limited Lia
Contract type name	GDS Contract
Purpose of contract	General
Contract start date	01/07/2013
Contract end date	

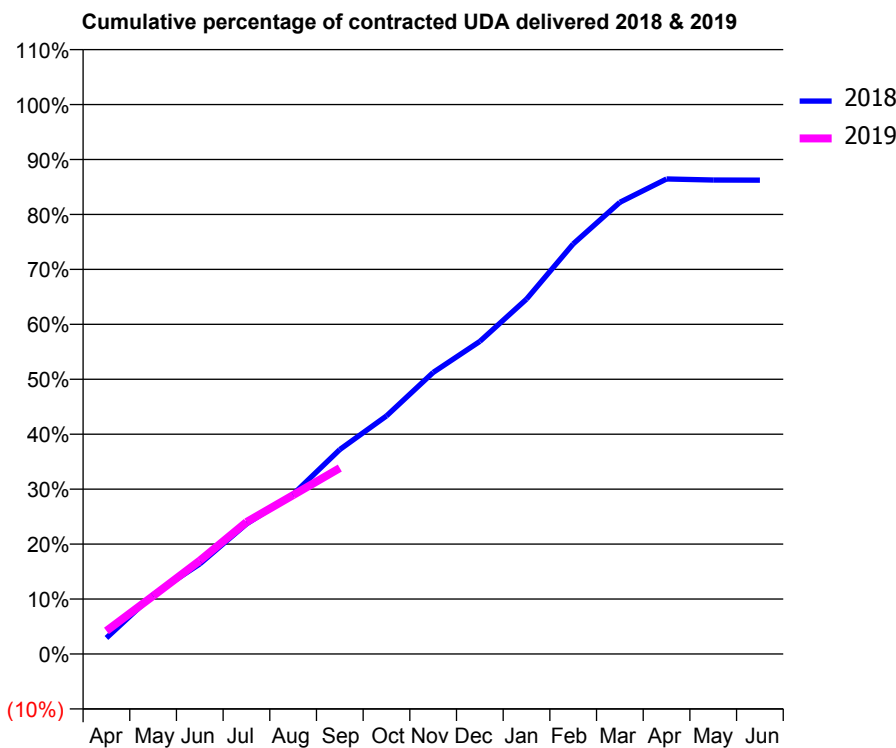
18/19 Contracted general activity (UDA)	19,000
Carry forward general activity (UDA)	0
18/19 Contracted orthodontic activity (UOA)	0
Carry forward orthodontic activity (UOA)	0
Baseline contract value	£490,781.75

### ACCESS\*

Patients seen in 24 months	Total	Change since previous quarter
Quarter ending September 2017	5,315	
Quarter ending December 2017	5,317	→
Quarter ending March 2018	5,414	→
Quarter ending June 2018	5,394	→
Quarter ending September 2018	5,348	→
<b>Variance since September 2017</b>	<b>0.6%</b>	<b>→</b>



### ACTIVITY



Month	Adjusted Scheduled Activity (UDA)	
	2018	2019
April	554	802
May	2,047	2,006
June	3,116	3,231
July	4,497	4,565
August	5,522	5,495
September	7,071	6,431
October	8,231	
November	9,734	
December	10,809	
January	12,271	
February	14,182	
March	15,620	
April	16,424	
May	16,388	
June	16,384	

### QUALITY

	Quantity	Base Number	Contract	AT	Region	England
% of FP17s for the same patient ID Re-attending within 3 months - Children	131	798	16.4%	9.6%	11.1%	11.6%
% of FP17s for the same patient ID Re-attending within 3 months - Adults	446	3,110	14.3%	13.9%	15.3%	15.5%
% of FP17s for the same patient ID Re-attending between 3 & 9 months - Children	480	798	60.2%	61.8%	61.1%	58.8%
% of FP17s for the same patient ID Re-attending between 3 & 9 months - Adults	1,908	3,110	61.4%	53.1%	52.3%	51.1%
% of FP17s for Band 1 Urgent Courses	172	3,571	4.8%	9.9%	9.5%	9.0%
% of FP17s Relating to Free Repair or Replacements	19	3,571	0.5%	0.6%	0.7%	0.8%
% of FP17s Relating to Continuations	9	3,571	0.3%	0.9%	0.8%	0.9%
% of Patients satisfied with the dentistry they have received	1	1	N/A	92.6%	93.6%	93.3%
% of Patients satisfied with the time they had to wait for an appointment	1	1	N/A	89.8%	88.8%	88.9%

\* This is based on patients treated on this contract for their most recent course of treatment. Figures in italics indicate the base number of FP17s or Patient Questionnaire responses are less than 100. N/A is shown where the base number of responses is less than 10 during the period. % is calculated as Quantity/Base number\*100

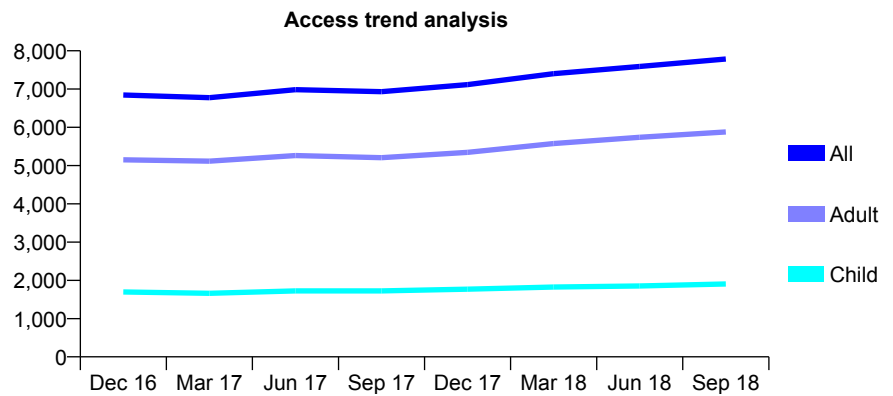
## Q70 - Vital Signs At a Glance Contract Report for 195871/0001 - September 2018

Name or company name	Dental Group Ltd
Contract type name	GDS Contract
Purpose of contract	General
Contract start date	01/04/2012
Contract end date	

18/19 Contracted general activity (UDA)	19,090
Carry forward general activity (UDA)	62
18/19 Contracted orthodontic activity (UOA)	0
Carry forward orthodontic activity (UOA)	0
Baseline contract value	£539,311.81

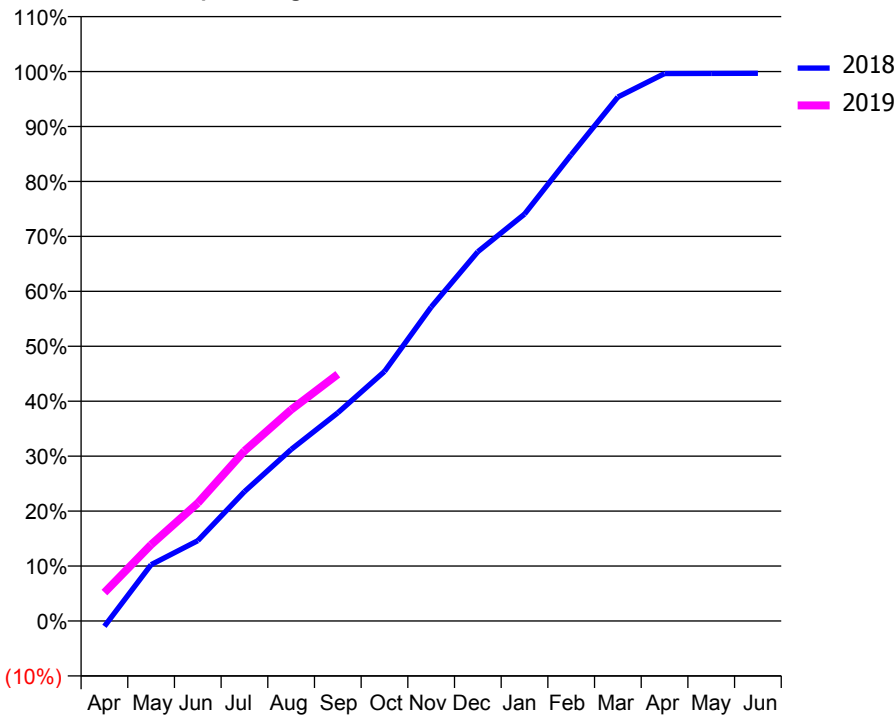
### ACCESS\*

Patients seen in 24 months	Total	Change since previous quarter
Quarter ending September 2017	6,932	
Quarter ending December 2017	7,115	↑
Quarter ending March 2018	7,403	↑
Quarter ending June 2018	7,591	↑
Quarter ending September 2018	7,786	↑
<b>Variance since September 2017</b>	<b>12.3%</b>	<b>↑</b>



### ACTIVITY

Cumulative percentage of contracted UDA delivered 2018 & 2019



Month	Adjusted Scheduled Activity (UDA)	
	2018	2019
April	-190	991
May	1,956	2,652
June	2,790	4,099
July	4,497	5,911
August	5,961	7,341
September	7,235	8,574
October	8,670	
November	10,908	
December	12,831	
January	14,138	
February	16,197	
March	18,205	
April	19,021	
May	19,024	
June	19,028	

### QUALITY

	Quantity	Base Number	Contract	AT	Region	England
% of FP17s for the same patient ID Re-attending within 3 months - Children	101	1,397	7.2%	9.6%	11.1%	11.6%
% of FP17s for the same patient ID Re-attending within 3 months - Adults	528	3,886	13.6%	13.9%	15.3%	15.5%
% of FP17s for the same patient ID Re-attending between 3 & 9 months - Children	821	1,397	58.8%	61.8%	61.1%	58.8%
% of FP17s for the same patient ID Re-attending between 3 & 9 months - Adults	1,923	3,886	49.5%	53.1%	52.3%	51.1%
% of FP17s for Band 1 Urgent Courses	447	4,534	9.9%	9.9%	9.5%	9.0%
% of FP17s Relating to Free Repair or Replacements	24	4,534	0.5%	0.6%	0.7%	0.8%
% of FP17s Relating to Continuations	45	4,534	1.0%	0.9%	0.8%	0.9%
% of Patients satisfied with the dentistry they have received	2	2	N/A	92.6%	93.6%	93.3%
% of Patients satisfied with the time they had to wait for an appointment	2	2	N/A	89.8%	88.8%	88.9%

\* This is based on patients treated on this contract for their most recent course of treatment. Figures in italics indicate the base number of FP17s or Patient Questionnaire responses are less than 100. N/A is shown where the base number of responses is less than 10 during the period. % is calculated as Quantity/Base number\*100

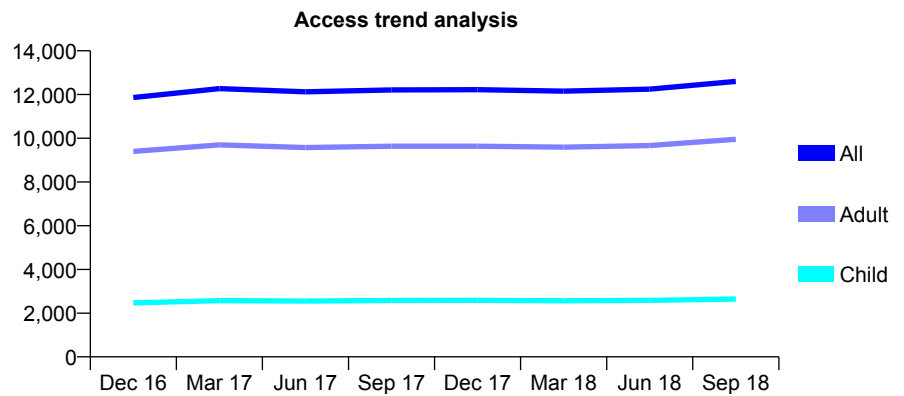
## Q70 - Vital Signs At a Glance Contract Report for 195901/0001 - September 2018

Name or company name	Dr Anushika Brogan
Contract type name	GDS Contract
Purpose of contract	General
Contract start date	08/09/2007
Contract end date	

18/19 Contracted general activity (UDA)	29,887
Carry forward general activity (UDA)	0
18/19 Contracted orthodontic activity (UOA)	0
Carry forward orthodontic activity (UOA)	0
Baseline contract value	£787,716.71

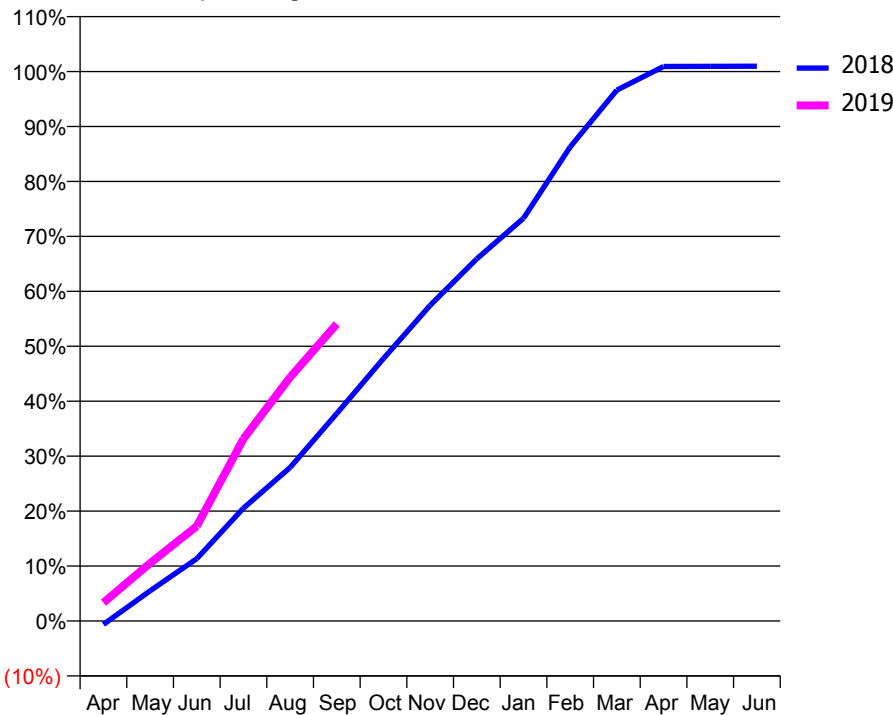
### ACCESS\*

Patients seen in 24 months	Total	Change since previous quarter
Quarter ending September 2017	12,212	
Quarter ending December 2017	12,219	→
Quarter ending March 2018	12,156	→
Quarter ending June 2018	12,249	→
Quarter ending September 2018	12,601	↑
<b>Variance since September 2017</b>	<b>3.2%</b>	<b>↑</b>



### ACTIVITY

Cumulative percentage of contracted UDA delivered 2018 & 2019



Month	Adjusted Scheduled Activity (UDA)	
	2018	2019
April	-189	994
May	1,642	3,146
June	3,390	5,162
July	6,138	9,910
August	8,348	13,262
September	11,292	16,155
October	14,275	
November	17,173	
December	19,704	
January	21,910	
February	25,787	
March	28,879	
April	30,160	
May	30,171	
June	30,173	

### QUALITY

	Quantity	Base Number	Contract	AT	Region	England
% of FP17s for the same patient ID Re-attending within 3 months - Children	92	2,102	4.4%	9.6%	11.1%	11.6%
% of FP17s for the same patient ID Re-attending within 3 months - Adults	754	6,489	11.6%	13.9%	15.3%	15.5%
% of FP17s for the same patient ID Re-attending between 3 & 9 months - Children	1,284	2,102	61.1%	61.8%	61.1%	58.8%
% of FP17s for the same patient ID Re-attending between 3 & 9 months - Adults	2,988	6,489	46.0%	53.1%	52.3%	51.1%
% of FP17s for Band 1 Urgent Courses	862	8,099	10.6%	9.9%	9.5%	9.0%
% of FP17s Relating to Free Repair or Replacements	40	8,099	0.5%	0.6%	0.7%	0.8%
% of FP17s Relating to Continuations	19	8,099	0.2%	0.9%	0.8%	0.9%
% of Patients satisfied with the dentistry they have received	5	5	N/A	92.6%	93.6%	93.3%
% of Patients satisfied with the time they had to wait for an appointment	5	5	N/A	89.8%	88.8%	88.9%

\* This is based on patients treated on this contract for their most recent course of treatment. Figures in italics indicate the base number of FP17s or Patient Questionnaire responses are less than 100. N/A is shown where the base number of responses is less than 10 during the period. % is calculated as Quantity/Base number\*100



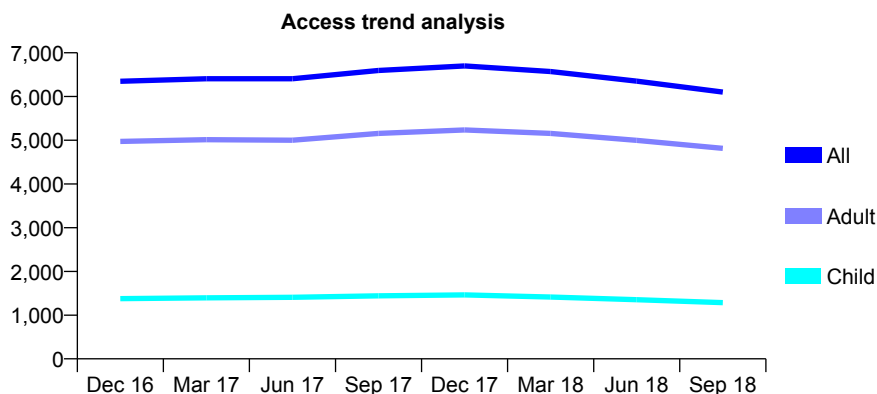
## Q70 - Vital Signs At a Glance Contract Report for 196398/0001 - September 2018

Name or company name	S Cowley, R Ingham and J Angelo
Contract type name	GDS Contract
Purpose of contract	General
Contract start date	01/12/2010
Contract end date	

18/19 Contracted general activity (UDA)	21,600
Carry forward general activity (UDA)	0
18/19 Contracted orthodontic activity (UOA)	0
Carry forward orthodontic activity (UOA)	0
Baseline contract value	£645,801.94

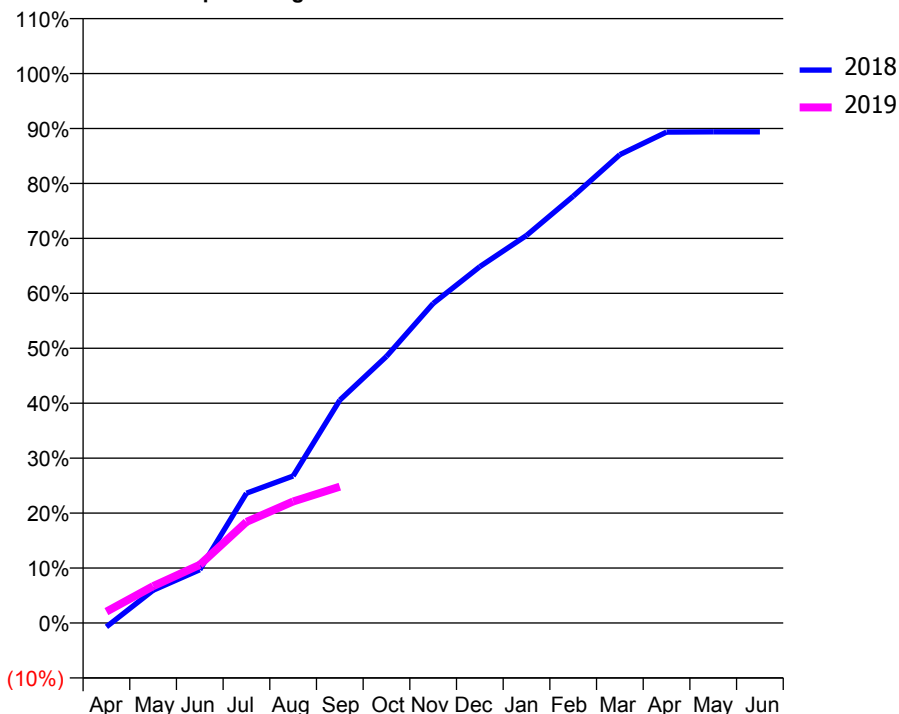
### ACCESS\*

Patients seen in 24 months	Total	Change since previous quarter
Quarter ending September 2017	6,597	
Quarter ending December 2017	6,699	→
Quarter ending March 2018	6,570	↓
Quarter ending June 2018	6,351	↓
Quarter ending September 2018	6,102	↓
<b>Variance since September 2017</b>	<b>(7.5%)</b>	<b>↓</b>



### ACTIVITY

Cumulative percentage of contracted UDA delivered 2018 & 2019



Adjusted Scheduled Activity (UDA)

Month	2018	2019
April	-141	450
May	1,166	1,450
June	1,902	2,286
July	4,631	3,977
August	5,243	4,779
September	7,949	5,362
October	9,509	
November	11,399	
December	12,709	
January	13,824	
February	15,224	
March	16,708	
April	17,510	
May	17,522	
June	17,522	

### QUALITY

	Quantity	Base Number	Contract	AT	Region	England
% of FP17s for the same patient ID Re-attending within 3 months - Children	33	577	5.7%	9.6%	11.1%	11.6%
% of FP17s for the same patient ID Re-attending within 3 months - Adults	422	2,519	16.8%	13.9%	15.3%	15.5%
% of FP17s for the same patient ID Re-attending between 3 & 9 months - Children	347	577	60.1%	61.8%	61.1%	58.8%
% of FP17s for the same patient ID Re-attending between 3 & 9 months - Adults	1,364	2,519	54.1%	53.1%	52.3%	51.1%
% of FP17s for Band 1 Urgent Courses	384	2,769	13.9%	9.9%	9.5%	9.0%
% of FP17s Relating to Free Repair or Replacements	27	2,769	1.0%	0.6%	0.7%	0.8%
% of FP17s Relating to Continuations	110	2,769	4.0%	0.9%	0.8%	0.9%
% of Patients satisfied with the dentistry they have received	1	1	N/A	92.6%	93.6%	93.3%
% of Patients satisfied with the time they had to wait for an appointment	1	1	N/A	89.8%	88.8%	88.9%

\* This is based on patients treated on this contract for their most recent course of treatment. Figures in italics indicate the base number of FP17s or Patient Questionnaire responses are less than 100. N/A is shown where the base number of responses is less than 10 during the period. % is calculated as Quantity/Base number\*100

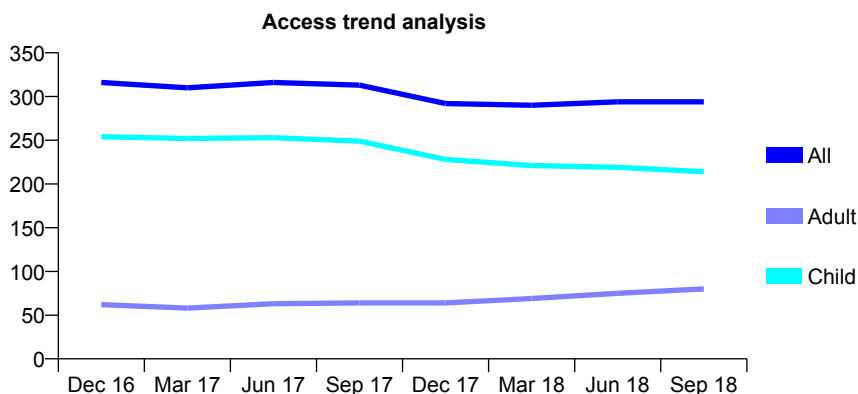
## Q70 - Vital Signs At a Glance Contract Report for 197556/0001 - September 2018

Name or company name	M Sehat
Contract type name	GDS Contract
Purpose of contract	General
Contract start date	15/09/2010
Contract end date	

18/19 Contracted general activity (UDA)	480
Carry forward general activity (UDA)	0
18/19 Contracted orthodontic activity (UOA)	0
Carry forward orthodontic activity (UOA)	0
Baseline contract value	£12,297.91

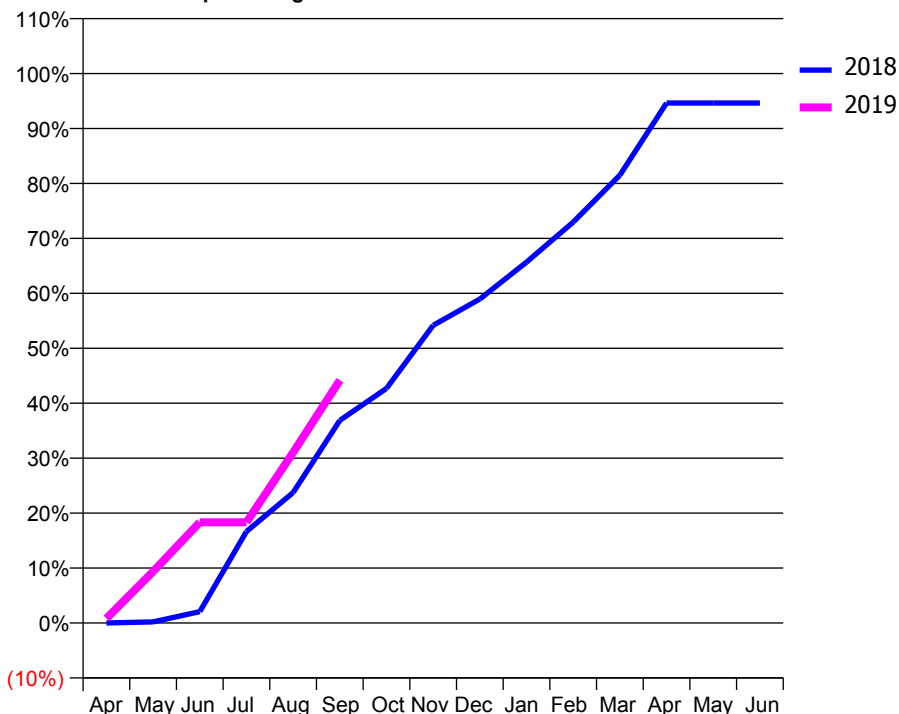
### ACCESS\*

Patients seen in 24 months	Total	Change since previous quarter
Quarter ending September 2017	313	
Quarter ending December 2017	292	↓
Quarter ending March 2018	290	→
Quarter ending June 2018	294	→
Quarter ending September 2018	294	→
<b>Variance since September 2017</b>	<b>(6.1%)</b>	<b>↓</b>



### ACTIVITY

Cumulative percentage of contracted UDA delivered 2018 & 2019



Adjusted Scheduled Activity (UDA)

Month	2018	2019
April	0	4
May	1	45
June	10	88
July	80	88
August	114	149
September	177	212
October	205	
November	260	
December	283	
January	315	
February	350	
March	391	
April	454	
May	454	
June	454	

### QUALITY

	Quantity	Base Number	Contract	AT	Region	England
% of FP17s for the same patient ID Re-attending within 3 months - Children	5	169	3.0%	9.6%	11.1%	11.6%
% of FP17s for the same patient ID Re-attending within 3 months - Adults	1	32	3.1%	13.9%	15.3%	15.5%
% of FP17s for the same patient ID Re-attending between 3 & 9 months - Children	103	169	60.9%	61.8%	61.1%	58.8%
% of FP17s for the same patient ID Re-attending between 3 & 9 months - Adults	11	32	34.4%	53.1%	52.3%	51.1%
% of FP17s for Band 1 Urgent Courses	0	167	0.0%	9.9%	9.5%	9.0%
% of FP17s Relating to Free Repair or Replacements	0	167	0.0%	0.6%	0.7%	0.8%
% of FP17s Relating to Continuations	0	167	0.0%	0.9%	0.8%	0.9%
% of Patients satisfied with the dentistry they have received	0	0	N/A	92.6%	93.6%	93.3%
% of Patients satisfied with the time they had to wait for an appointment	0	0	N/A	89.8%	88.8%	88.9%

\* This is based on patients treated on this contract for their most recent course of treatment. Figures in italics indicate the base number of FP17s or Patient Questionnaire responses are less than 100. N/A is shown where the base number of responses is less than 10 during the period. % is calculated as Quantity/Base number\*100

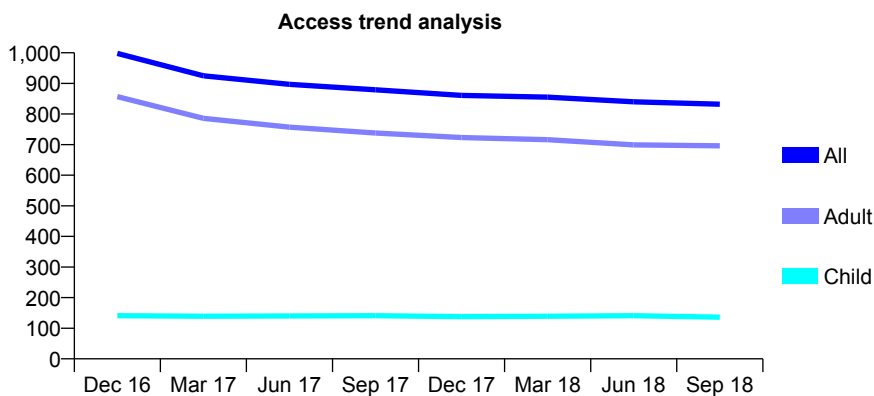
## Q70 - Vital Signs At a Glance Contract Report for 198528/0001 - September 2018

Name or company name	Littlemoor Dental Surgery
Contract type name	GDS Contract
Purpose of contract	General
Contract start date	02/01/2015
Contract end date	

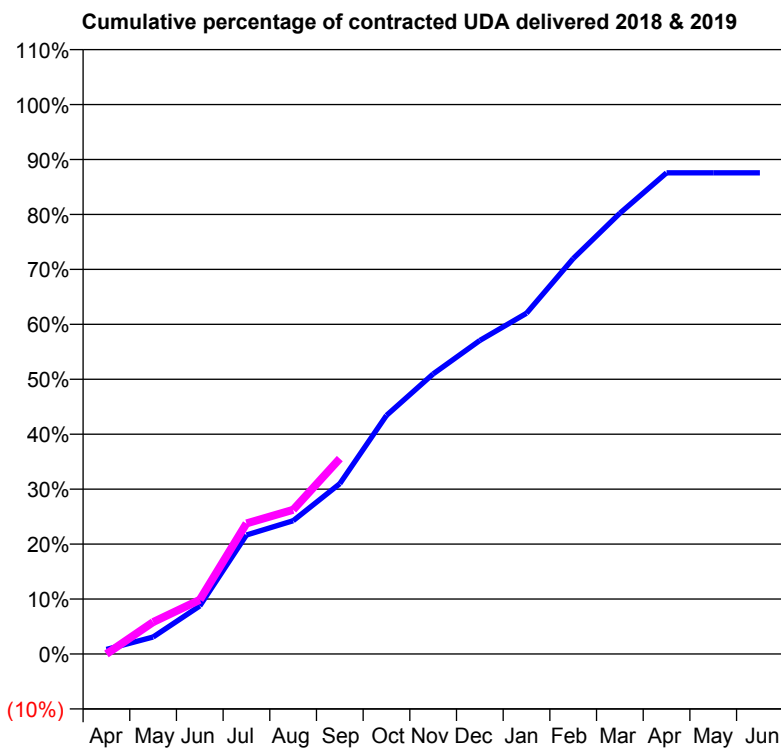
18/19 Contracted general activity (UDA)	4,717
Carry forward general activity (UDA)	0
18/19 Contracted orthodontic activity (UOA)	0
Carry forward orthodontic activity (UOA)	0
Baseline contract value	£113,785.76

### ACCESS\*

Patients seen in 24 months	Total	Change since previous quarter
Quarter ending September 2017	879	
Quarter ending December 2017	861	↓
Quarter ending March 2018	855	→
Quarter ending June 2018	840	↓
Quarter ending September 2018	832	→
<b>Variance since September 2017</b>	<b>(5.3%)</b>	<b>↓</b>



### ACTIVITY



Month	Adjusted Scheduled Activity (UDA)	
	2018	2019
April	39	0
May	145	274
June	412	465
July	1,021	1,121
August	1,144	1,238
September	1,463	1,678
October	2,049	
November	2,404	
December	2,692	
January	2,925	
February	3,394	
March	3,784	
April	4,131	
May	4,131	
June	4,131	

### QUALITY

	Quantity	Base Number	Contract	AT	Region	England
% of FP17s for the same patient ID Re-attending within 3 months - Children	9	85	10.6%	9.6%	11.1%	11.6%
% of FP17s for the same patient ID Re-attending within 3 months - Adults	135	575	23.5%	13.9%	15.3%	15.5%
% of FP17s for the same patient ID Re-attending between 3 & 9 months - Children	50	85	58.8%	61.8%	61.1%	58.8%
% of FP17s for the same patient ID Re-attending between 3 & 9 months - Adults	304	575	52.9%	53.1%	52.3%	51.1%
% of FP17s for Band 1 Urgent Courses	48	585	8.2%	9.9%	9.5%	9.0%
% of FP17s Relating to Free Repair or Replacements	17	585	2.9%	0.6%	0.7%	0.8%
% of FP17s Relating to Continuations	20	585	3.4%	0.9%	0.8%	0.9%
% of Patients satisfied with the dentistry they have received	1	1	N/A	92.6%	93.6%	93.3%
% of Patients satisfied with the time they had to wait for an appointment	1	1	N/A	89.8%	88.8%	88.9%

\* This is based on patients treated on this contract for their most recent course of treatment. Figures in italics indicate the base number of FP17s or Patient Questionnaire responses are less than 100. N/A is shown where the base number of responses is less than 10 during the period. % is calculated as Quantity/Base number\*100

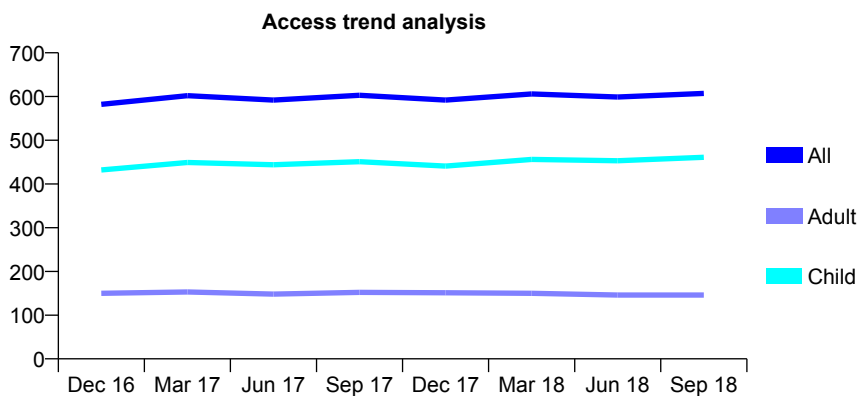
## Q70 - Vital Signs At a Glance Contract Report for 198714/0001 - September 2018

Name or company name	Dr Uzma Rashid Ahmed
Contract type name	GDS Contract
Purpose of contract	General
Contract start date	01/05/2014
Contract end date	

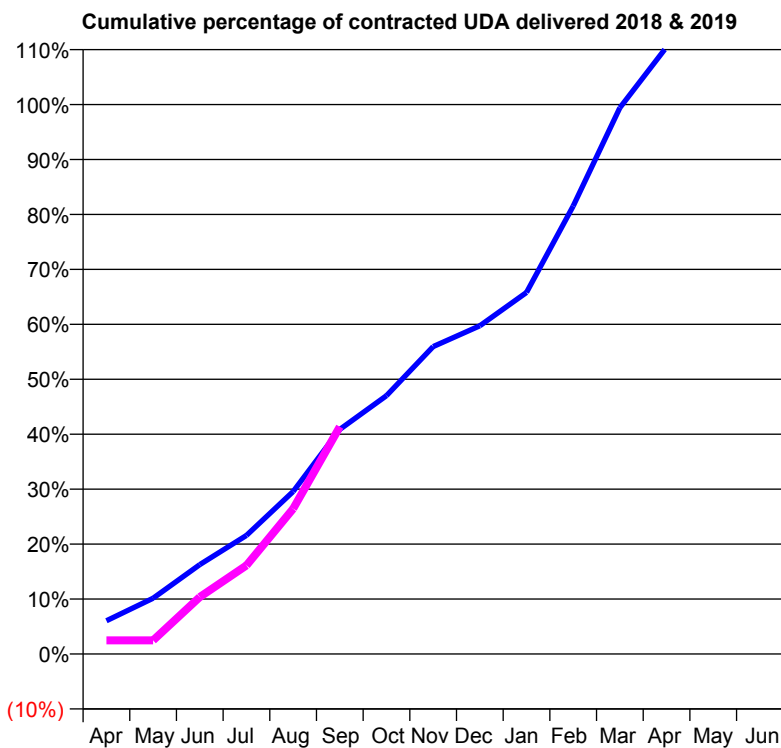
18/19 Contracted general activity (UDA)	1,462
Carry forward general activity (UDA)	0
18/19 Contracted orthodontic activity (UOA)	0
Carry forward orthodontic activity (UOA)	0
Baseline contract value	£37,346.65

### ACCESS\*

Patients seen in 24 months	Total	Change since previous quarter
Quarter ending September 2017	603	
Quarter ending December 2017	592	↓
Quarter ending March 2018	606	↑
Quarter ending June 2018	599	↓
Quarter ending September 2018	607	→
<b>Variance since September 2017</b>	<b>0.7%</b>	<b>→</b>



### ACTIVITY



Adjusted Scheduled Activity (UDA)		
Month	2018	2019
April	89	36
May	148	36
June	238	152
July	316	236
August	432	386
September	598	605
October	687	
November	818	
December	873	
January	962	
February	1,192	
March	1,453	
April	1,615	
May	1,615	
June	1,615	

### QUALITY

	Quantity	Base Number	Contract	AT	Region	England
% of FP17s for the same patient ID Re-attending within 3 months - Children	33	409	8.1%	9.6%	11.1%	11.6%
% of FP17s for the same patient ID Re-attending within 3 months - Adults	21	69	30.4%	13.9%	15.3%	15.5%
% of FP17s for the same patient ID Re-attending between 3 & 9 months - Children	287	409	70.2%	61.8%	61.1%	58.8%
% of FP17s for the same patient ID Re-attending between 3 & 9 months - Adults	38	69	55.1%	53.1%	52.3%	51.1%
% of FP17s for Band 1 Urgent Courses	13	420	3.1%	9.9%	9.5%	9.0%
% of FP17s Relating to Free Repair or Replacements	0	420	0.0%	0.6%	0.7%	0.8%
% of FP17s Relating to Continuations	14	420	3.3%	0.9%	0.8%	0.9%
% of Patients satisfied with the dentistry they have received	2	2	N/A	92.6%	93.6%	93.3%
% of Patients satisfied with the time they had to wait for an appointment	2	2	N/A	89.8%	88.8%	88.9%

\* This is based on patients treated on this contract for their most recent course of treatment. Figures in italics indicate the base number of FP17s or Patient Questionnaire responses are less than 100. N/A is shown where the base number of responses is less than 10 during the period. % is calculated as Quantity/Base number\*100

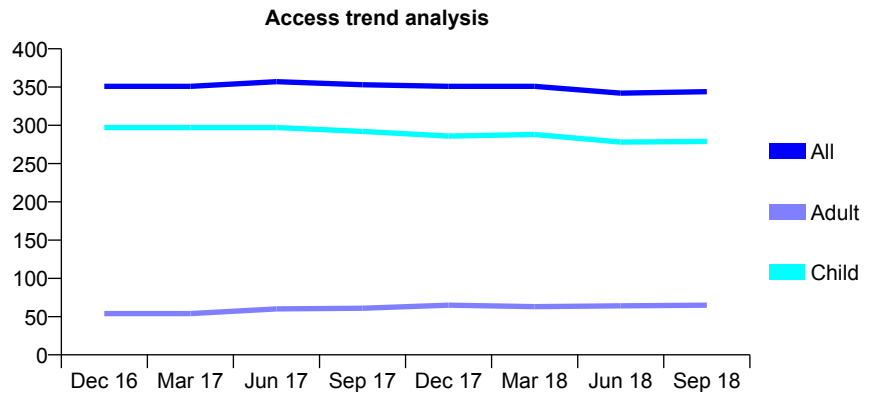
## Q70 - Vital Signs At a Glance Contract Report for 198870/0001 - September 2018

Name or company name	Brown Henning Partnership
Contract type name	GDS Contract
Purpose of contract	General
Contract start date	01/01/2014
Contract end date	

18/19 Contracted general activity (UDA)	800
Carry forward general activity (UDA)	0
18/19 Contracted orthodontic activity (UOA)	0
Carry forward orthodontic activity (UOA)	0
Baseline contract value	£20,513.76

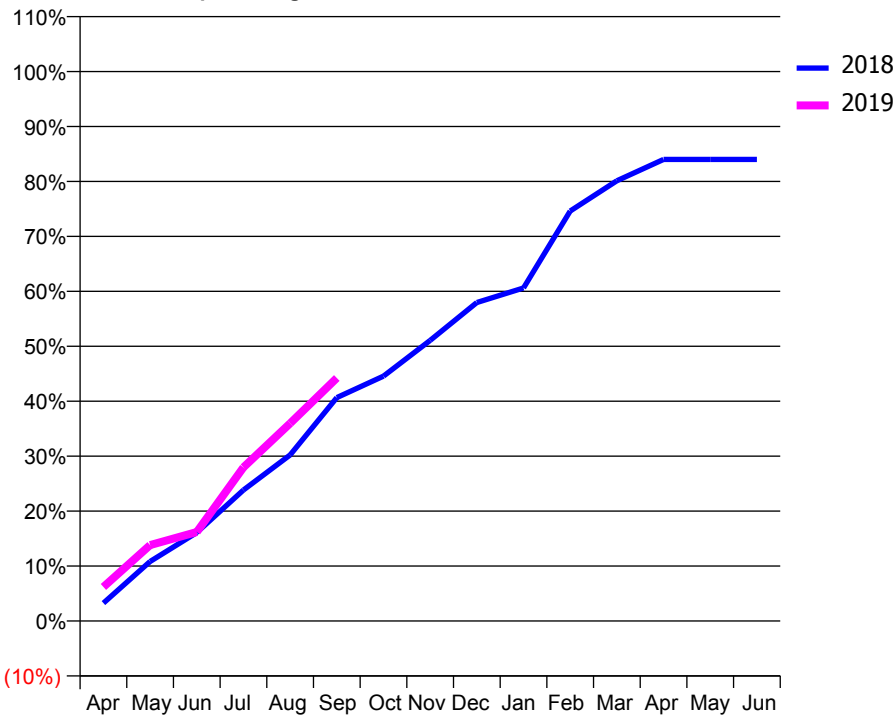
### ACCESS\*

Patients seen in 24 months	Total	Change since previous quarter
Quarter ending September 2017	353	
Quarter ending December 2017	351	→
Quarter ending March 2018	351	→
Quarter ending June 2018	342	↓
Quarter ending September 2018	344	→
<b>Variance since September 2017</b>	<b>(2.5%)</b>	<b>↓</b>



### ACTIVITY

Cumulative percentage of contracted UDA delivered 2018 & 2019



Month	Adjusted Scheduled Activity (UDA)	
	2018	2019
April	26	50
May	87	111
June	129	130
July	191	224
August	242	288
September	325	354
October	357	
November	409	
December	464	
January	485	
February	597	
March	641	
April	672	
May	672	
June	672	

### QUALITY

	Quantity	Base Number	Contract	AT	Region	England
% of FP17s for the same patient ID Re-attending within 3 months - Children	5	264	1.9%	9.6%	11.1%	11.6%
% of FP17s for the same patient ID Re-attending within 3 months - Adults	0	30	0.0%	13.9%	15.3%	15.5%
% of FP17s for the same patient ID Re-attending between 3 & 9 months - Children	197	264	74.6%	61.8%	61.1%	58.8%
% of FP17s for the same patient ID Re-attending between 3 & 9 months - Adults	18	30	60.0%	53.1%	52.3%	51.1%
% of FP17s for Band 1 Urgent Courses	4	268	1.5%	9.9%	9.5%	9.0%
% of FP17s Relating to Free Repair or Replacements	0	268	0.0%	0.6%	0.7%	0.8%
% of FP17s Relating to Continuations	0	268	0.0%	0.9%	0.8%	0.9%
% of Patients satisfied with the dentistry they have received	0	0	N/A	92.6%	93.6%	93.3%
% of Patients satisfied with the time they had to wait for an appointment	0	0	N/A	89.8%	88.8%	88.9%

\* This is based on patients treated on this contract for their most recent course of treatment. Figures in italics indicate the base number of FP17s or Patient Questionnaire responses are less than 100. N/A is shown where the base number of responses is less than 10 during the period. % is calculated as Quantity/Base number\*100

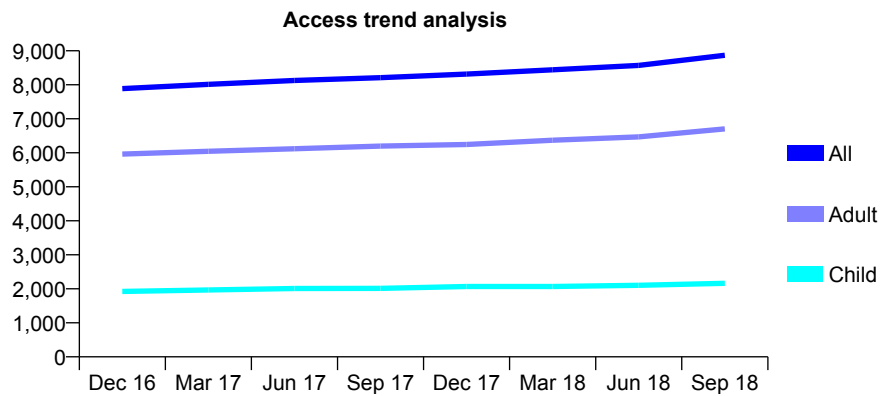
## Q70 - Vital Signs At a Glance Contract Report for 199230/0001 - September 2018

Name or company name	Olivers Battery Dental Surgery
Contract type name	GDS Contract
Purpose of contract	General
Contract start date	01/04/2013
Contract end date	

18/19 Contracted general activity (UDA)	22,752
Carry forward general activity (UDA)	0
18/19 Contracted orthodontic activity (UOA)	0
Carry forward orthodontic activity (UOA)	0
Baseline contract value	£763,193.58

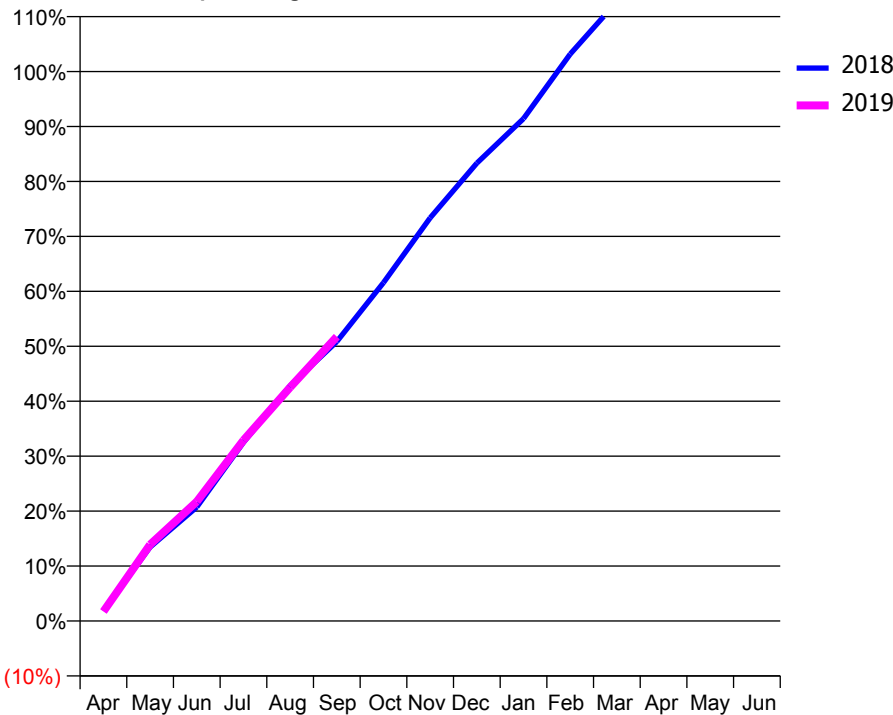
### ACCESS\*

Patients seen in 24 months	Total	Change since previous quarter
Quarter ending September 2017	8,210	
Quarter ending December 2017	8,316	→
Quarter ending March 2018	8,440	→
Quarter ending June 2018	8,569	→
Quarter ending September 2018	8,867	↑
<b>Variance since September 2017</b>	<b>8.0%</b>	<b>↑</b>



### ACTIVITY

Cumulative percentage of contracted UDA delivered 2018 & 2019



Month	Adjusted Scheduled Activity (UDA)	
	2018	2019
April	422	395
May	3,062	3,167
June	4,717	4,944
July	7,396	7,484
August	9,743	9,678
September	11,572	11,776
October	14,010	
November	16,692	
December	18,956	
January	20,801	
February	23,472	
March	25,641	
April	26,647	
May	26,649	
June	26,649	

### QUALITY

	Quantity	Base Number	Contract	AT	Region	England
% of FP17s for the same patient ID Re-attending within 3 months - Children	99	1,895	5.2%	9.6%	11.1%	11.6%
% of FP17s for the same patient ID Re-attending within 3 months - Adults	657	4,717	13.9%	13.9%	15.3%	15.5%
% of FP17s for the same patient ID Re-attending between 3 & 9 months - Children	1,341	1,895	70.8%	61.8%	61.1%	58.8%
% of FP17s for the same patient ID Re-attending between 3 & 9 months - Adults	2,152	4,717	45.6%	53.1%	52.3%	51.1%
% of FP17s for Band 1 Urgent Courses	580	6,171	9.4%	9.9%	9.5%	9.0%
% of FP17s Relating to Free Repair or Replacements	16	6,171	0.3%	0.6%	0.7%	0.8%
% of FP17s Relating to Continuations	22	6,171	0.4%	0.9%	0.8%	0.9%
% of Patients satisfied with the dentistry they have received	4	4	N/A	92.6%	93.6%	93.3%
% of Patients satisfied with the time they had to wait for an appointment	4	4	N/A	89.8%	88.8%	88.9%

\* This is based on patients treated on this contract for their most recent course of treatment. Figures in italics indicate the base number of FP17s or Patient Questionnaire responses are less than 100. N/A is shown where the base number of responses is less than 10 during the period. % is calculated as Quantity/Base number\*100

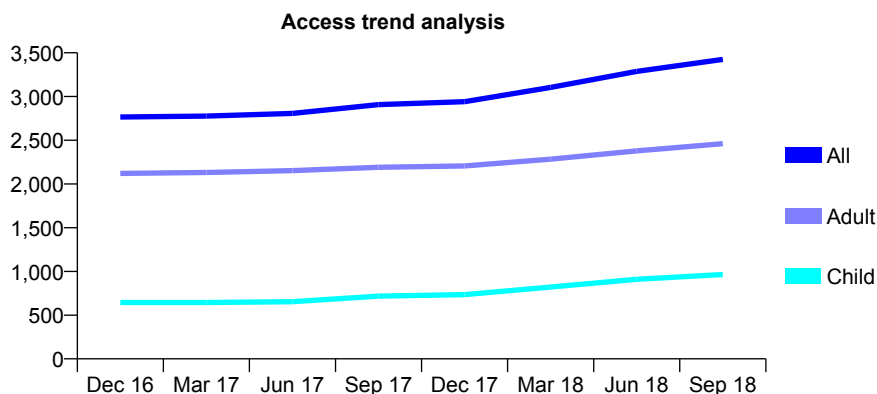
## Q70 - Vital Signs At a Glance Contract Report for 199338/0001 - September 2018

Name or company name	The Partnership of Spring Road Dental
Contract type name	GDS Contract
Purpose of contract	General
Contract start date	01/07/2012
Contract end date	

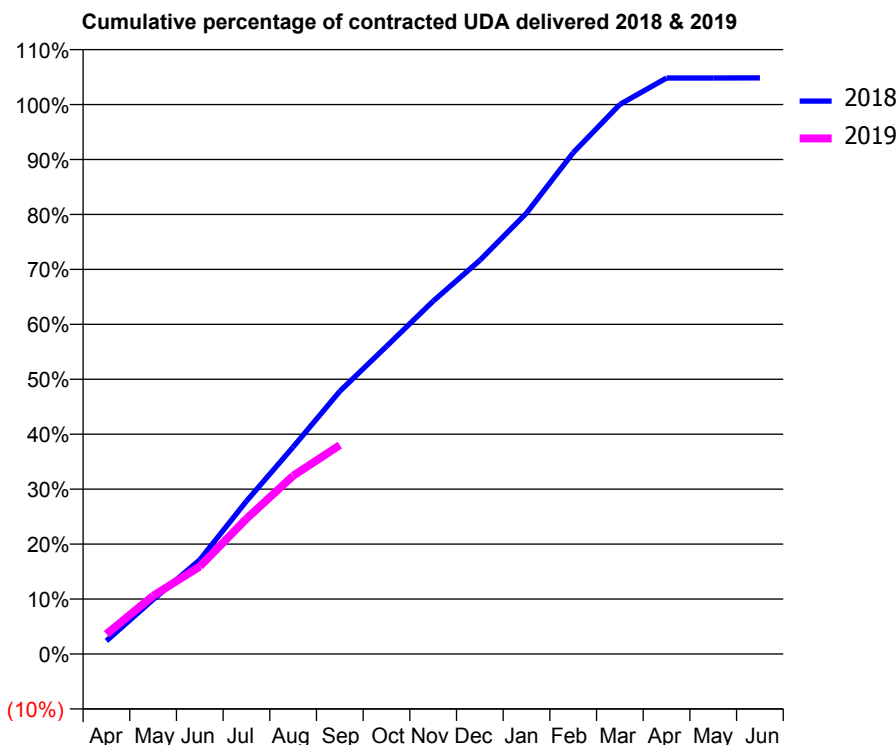
18/19 Contracted general activity (UDA)	13,400
Carry forward general activity (UDA)	0
18/19 Contracted orthodontic activity (UOA)	0
Carry forward orthodontic activity (UOA)	0
Baseline contract value	£299,546.38

### ACCESS\*

Patients seen in 24 months	Total	Change since previous quarter
Quarter ending September 2017	2,908	
Quarter ending December 2017	2,941	→
Quarter ending March 2018	3,105	↑
Quarter ending June 2018	3,288	↑
Quarter ending September 2018	3,424	↑
<b>Variance since September 2017</b>	<b>17.7%</b>	<b>↑</b>



### ACTIVITY



Month	Adjusted Scheduled Activity (UDA)	
	2018	2019
April	240	487
May	991	1,418
June	1,715	2,134
July	2,783	3,298
August	3,769	4,345
September	4,781	5,094
October	5,600	
November	6,422	
December	7,165	
January	8,025	
February	9,124	
March	10,001	
April	10,483	
May	10,483	
June	10,484	

### QUALITY

	Quantity	Base Number	Contract	AT	Region	England
% of FP17s for the same patient ID Re-attending within 3 months - Children	38	867	4.4%	9.6%	11.1%	11.6%
% of FP17s for the same patient ID Re-attending within 3 months - Adults	245	2,186	11.2%	13.9%	15.3%	15.5%
% of FP17s for the same patient ID Re-attending between 3 & 9 months - Children	589	867	67.9%	61.8%	61.1%	58.8%
% of FP17s for the same patient ID Re-attending between 3 & 9 months - Adults	1,518	2,186	69.4%	53.1%	52.3%	51.1%
% of FP17s for Band 1 Urgent Courses	124	2,822	4.4%	9.9%	9.5%	9.0%
% of FP17s Relating to Free Repair or Replacements	9	2,822	0.3%	0.6%	0.7%	0.8%
% of FP17s Relating to Continuations	32	2,822	1.1%	0.9%	0.8%	0.9%
% of Patients satisfied with the dentistry they have received	1	1	N/A	92.6%	93.6%	93.3%
% of Patients satisfied with the time they had to wait for an appointment	1	1	N/A	89.8%	88.8%	88.9%

\* This is based on patients treated on this contract for their most recent course of treatment. Figures in italics indicate the base number of FP17s or Patient Questionnaire responses are less than 100. N/A is shown where the base number of responses is less than 10 during the period. % is calculated as Quantity/Base number\*100



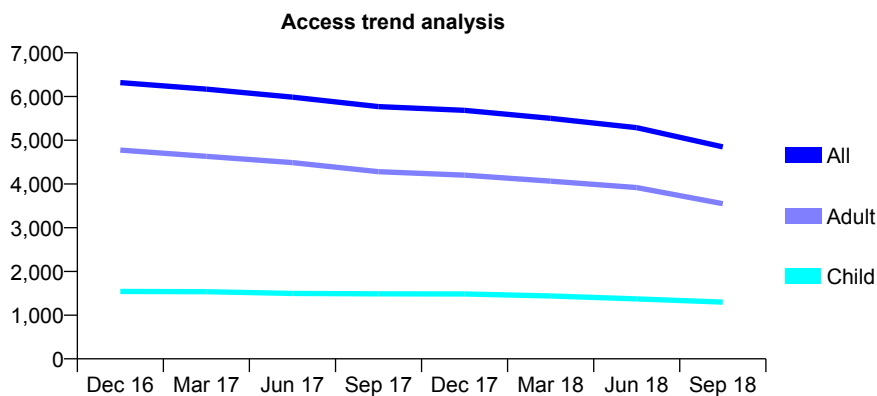
## Q70 - Vital Signs At a Glance Contract Report for 199699/0001 - September 2018

Name or company name	Brighter Smile Dental Practice
Contract type name	GDS Contract
Purpose of contract	General
Contract start date	01/05/2010
Contract end date	

18/19 Contracted general activity (UDA)	17,855
Carry forward general activity (UDA)	0
18/19 Contracted orthodontic activity (UOA)	0
Carry forward orthodontic activity (UOA)	0
Baseline contract value	£422,326.02

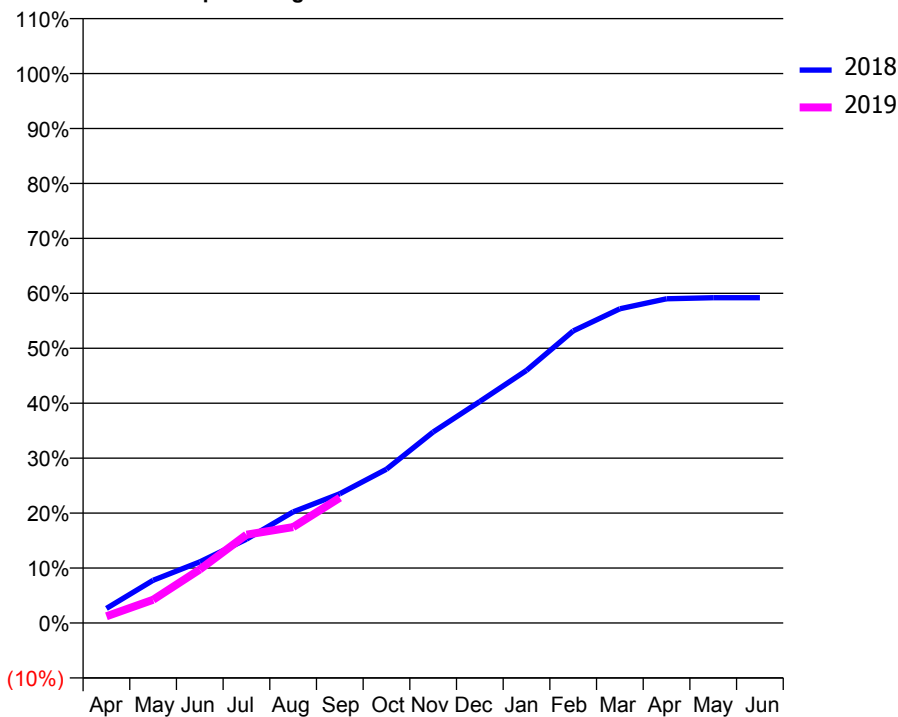
### ACCESS\*

Patients seen in 24 months	Total	Change since previous quarter
Quarter ending September 2017	5,769	
Quarter ending December 2017	5,684	↓
Quarter ending March 2018	5,502	↓
Quarter ending June 2018	5,287	↓
Quarter ending September 2018	4,847	↓
<b>Variance since September 2017</b>	<b>(16.0%)</b>	<b>↓</b>



### ACTIVITY

Cumulative percentage of contracted UDA delivered 2018 & 2019



### QUALITY

	Quantity	Base Number	Contract	AT	Region	England
% of FP17s for the same patient ID Re-attending within 3 months - Children	34	623	5.5%	9.6%	11.1%	11.6%
% of FP17s for the same patient ID Re-attending within 3 months - Adults	181	1,687	10.7%	13.9%	15.3%	15.5%
% of FP17s for the same patient ID Re-attending between 3 & 9 months - Children	385	623	61.8%	61.8%	61.1%	58.8%
% of FP17s for the same patient ID Re-attending between 3 & 9 months - Adults	821	1,687	48.7%	53.1%	52.3%	51.1%
% of FP17s for Band 1 Urgent Courses	191	2,108	9.1%	9.9%	9.5%	9.0%
% of FP17s Relating to Free Repair or Replacements	4	2,108	0.2%	0.6%	0.7%	0.8%
% of FP17s Relating to Continuations	17	2,108	0.8%	0.9%	0.8%	0.9%
% of Patients satisfied with the dentistry they have received	2	2	N/A	92.6%	93.6%	93.3%
% of Patients satisfied with the time they had to wait for an appointment	1	2	N/A	89.8%	88.8%	88.9%

\* This is based on patients treated on this contract for their most recent course of treatment. Figures in italics indicate the base number of FP17s or Patient Questionnaire responses are less than 100. N/A is shown where the base number of responses is less than 10 during the period. % is calculated as Quantity/Base number\*100

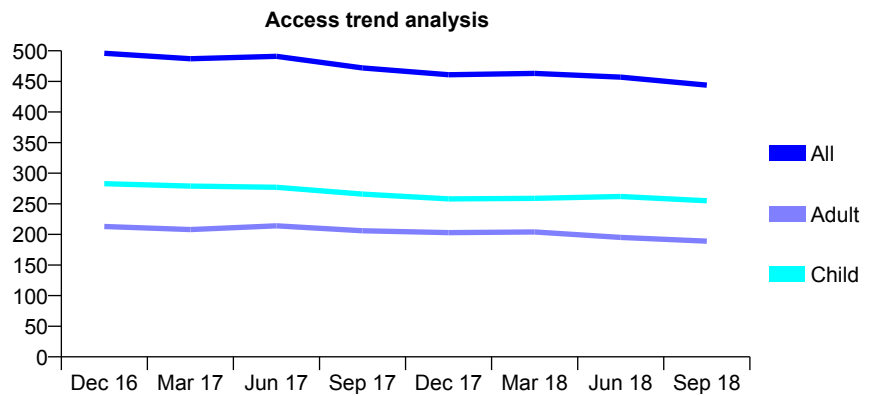
## Q70 - Vital Signs At a Glance Contract Report for 199842/0001 - September 2018

Name or company name	Dr F Asghari
Contract type name	GDS Contract
Purpose of contract	General
Contract start date	17/01/2009
Contract end date	

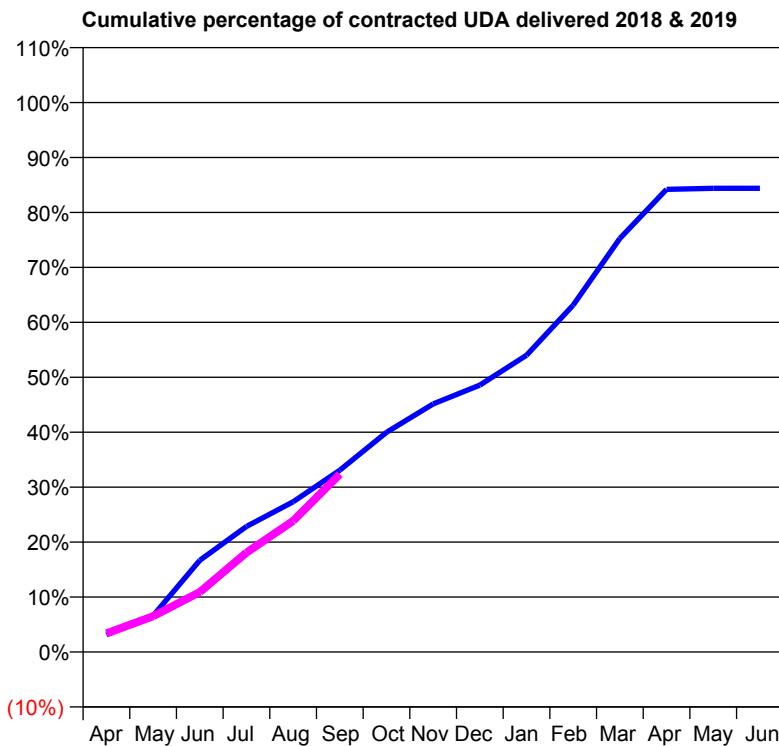
18/19 Contracted general activity (UDA)	1,533
Carry forward general activity (UDA)	0
18/19 Contracted orthodontic activity (UOA)	0
Carry forward orthodontic activity (UOA)	0
Baseline contract value	£33,189.40

### ACCESS\*

Patients seen in 24 months	Total	Change since previous quarter
Quarter ending September 2017	472	
Quarter ending December 2017	461	↓
Quarter ending March 2018	463	→
Quarter ending June 2018	457	↓
Quarter ending September 2018	444	↓
<b>Variance since September 2017</b>	<b>(5.9%)</b>	<b>↓</b>



### ACTIVITY



Adjusted Scheduled Activity (UDA)		
Month	2018	2019
April	48	52
May	101	100
June	256	167
July	350	277
August	419	366
September	507	496
October	613	
November	692	
December	745	
January	828	
February	968	
March	1,154	
April	1,291	
May	1,294	
June	1,294	

### QUALITY

	Quantity	Base Number	Contract	AT	Region	England
% of FP17s for the same patient ID Re-attending within 3 months - Children	5	197	2.5%	9.6%	11.1%	11.6%
% of FP17s for the same patient ID Re-attending within 3 months - Adults	5	83	6.0%	13.9%	15.3%	15.5%
% of FP17s for the same patient ID Re-attending between 3 & 9 months - Children	145	197	73.6%	61.8%	61.1%	58.8%
% of FP17s for the same patient ID Re-attending between 3 & 9 months - Adults	43	83	51.8%	53.1%	52.3%	51.1%
% of FP17s for Band 1 Urgent Courses	11	252	4.4%	9.9%	9.5%	9.0%
% of FP17s Relating to Free Repair or Replacements	0	252	0.0%	0.6%	0.7%	0.8%
% of FP17s Relating to Continuations	0	252	0.0%	0.9%	0.8%	0.9%
% of Patients satisfied with the dentistry they have received	0	0	N/A	92.6%	93.6%	93.3%
% of Patients satisfied with the time they had to wait for an appointment	0	0	N/A	89.8%	88.8%	88.9%

\* This is based on patients treated on this contract for their most recent course of treatment. Figures in italics indicate the base number of FP17s or Patient Questionnaire responses are less than 100. N/A is shown where the base number of responses is less than 10 during the period. % is calculated as Quantity/Base number\*100

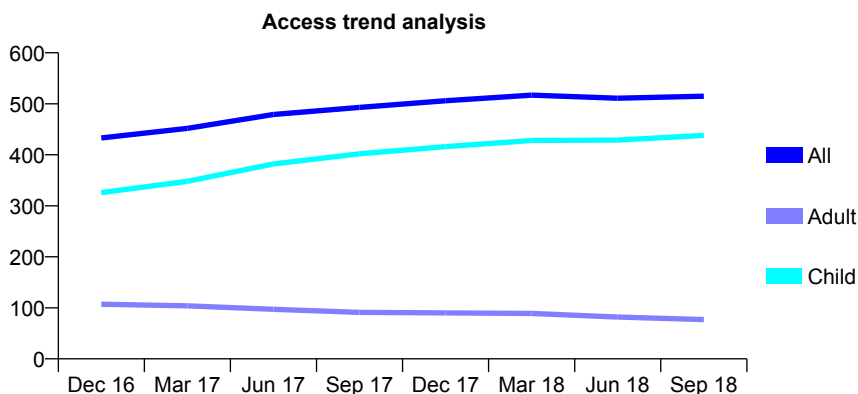
## Q70 - Vital Signs At a Glance Contract Report for 210420/0001 - September 2018

Name or company name	Poundbury Dental Practice
Contract type name	GDS Contract
Purpose of contract	General
Contract start date	01/04/2006
Contract end date	

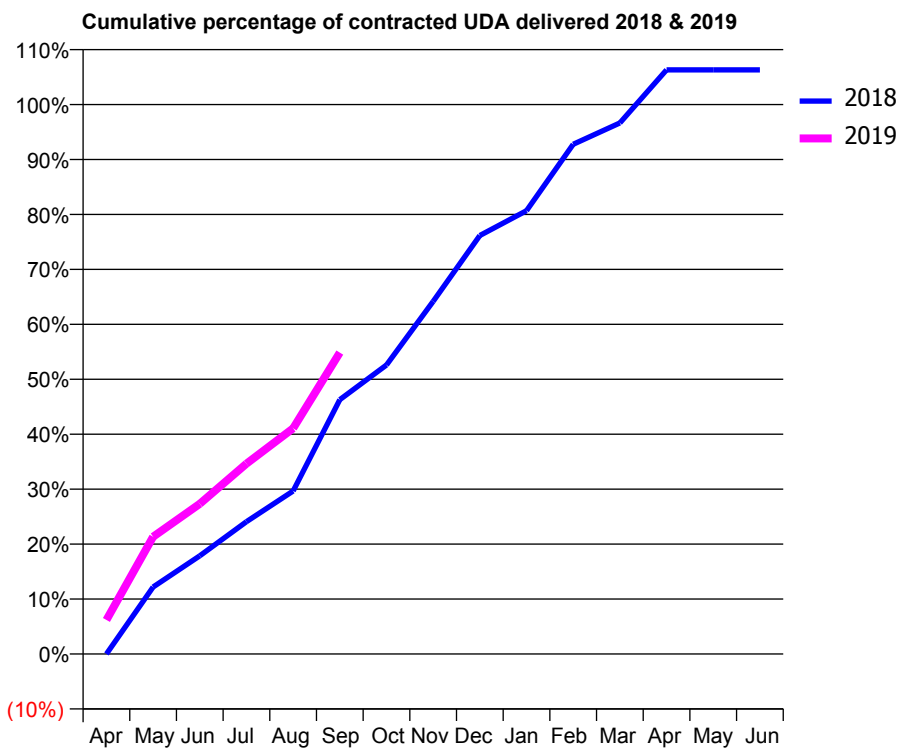
18/19 Contracted general activity (UDA)	952
Carry forward general activity (UDA)	0
18/19 Contracted orthodontic activity (UOA)	0
Carry forward orthodontic activity (UOA)	0
Baseline contract value	£22,532.98

### ACCESS\*

Patients seen in 24 months	Total	Change since previous quarter
Quarter ending September 2017	493	
Quarter ending December 2017	506	↑
Quarter ending March 2018	517	↑
Quarter ending June 2018	511	↓
Quarter ending September 2018	515	→
<b>Variance since September 2017</b>	<b>4.5%</b>	<b>↑</b>



### ACTIVITY



Adjusted Scheduled Activity (UDA)		
Month	2018	2019
April	0	59
May	116	203
June	170	260
July	229	330
August	282	391
September	441	522
October	501	
November	611	
December	725	
January	768	
February	883	
March	920	
April	1,012	
May	1,012	
June	1,012	

### QUALITY

	Quantity	Base Number	Contract	AT	Region	England
% of FP17s for the same patient ID Re-attending within 3 months - Children	23	445	5.2%	9.6%	11.1%	11.6%
% of FP17s for the same patient ID Re-attending within 3 months - Adults	2	29	6.9%	13.9%	15.3%	15.5%
% of FP17s for the same patient ID Re-attending between 3 & 9 months - Children	315	445	70.8%	61.8%	61.1%	58.8%
% of FP17s for the same patient ID Re-attending between 3 & 9 months - Adults	12	29	41.4%	53.1%	52.3%	51.1%
% of FP17s for Band 1 Urgent Courses	11	403	2.7%	9.9%	9.5%	9.0%
% of FP17s Relating to Free Repair or Replacements	0	403	0.0%	0.6%	0.7%	0.8%
% of FP17s Relating to Continuations	3	403	0.7%	0.9%	0.8%	0.9%
% of Patients satisfied with the dentistry they have received	0	0	N/A	92.6%	93.6%	93.3%
% of Patients satisfied with the time they had to wait for an appointment	0	0	N/A	89.8%	88.8%	88.9%

\* This is based on patients treated on this contract for their most recent course of treatment. Figures in italics indicate the base number of FP17s or Patient Questionnaire responses are less than 100. N/A is shown where the base number of responses is less than 10 during the period. % is calculated as Quantity/Base number\*100

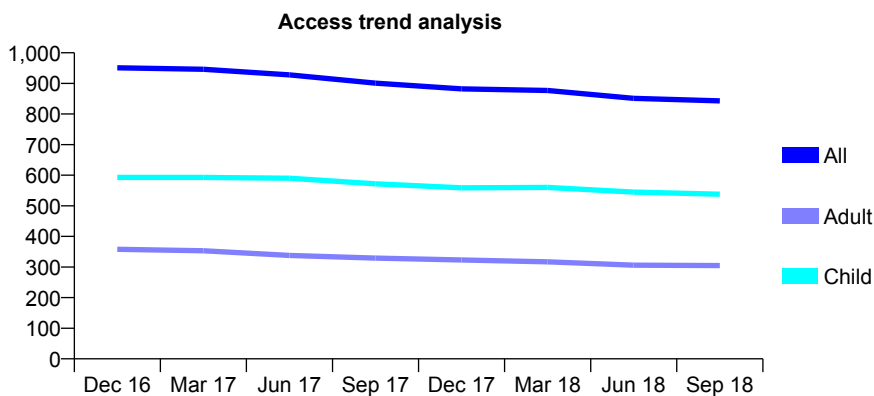
## Q70 - Vital Signs At a Glance Contract Report for 213195/0001 - September 2018

Name or company name	The Beeches Dental Practice
Contract type name	GDS Contract
Purpose of contract	General
Contract start date	01/04/2006
Contract end date	

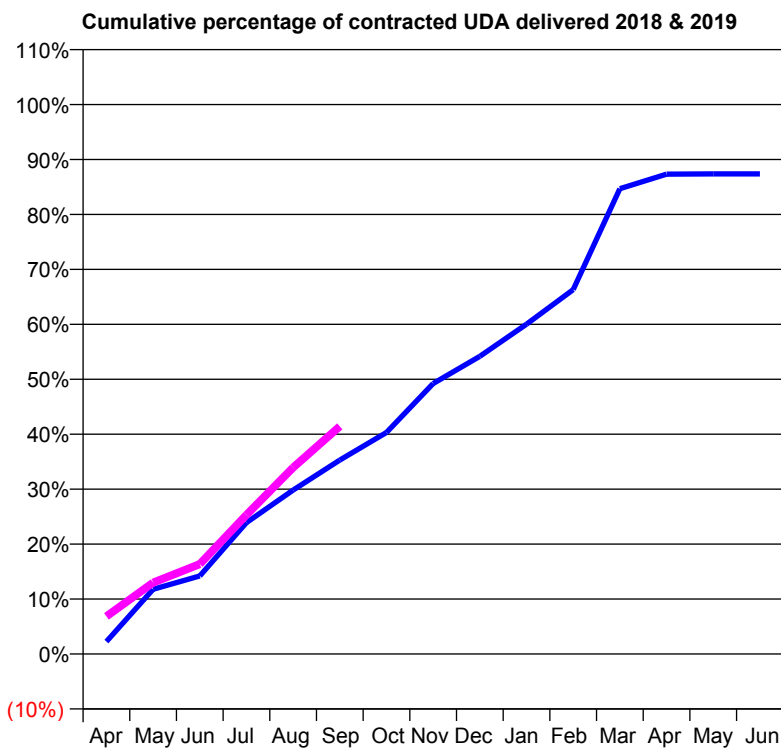
18/19 Contracted general activity (UDA)	1,913
Carry forward general activity (UDA)	0
18/19 Contracted orthodontic activity (UOA)	0
Carry forward orthodontic activity (UOA)	0
Baseline contract value	£42,045.53

### ACCESS\*

Patients seen in 24 months	Total	Change since previous quarter
Quarter ending September 2017	901	
Quarter ending December 2017	882	↓
Quarter ending March 2018	877	→
Quarter ending June 2018	851	↓
Quarter ending September 2018	843	→
<b>Variance since September 2017</b>	<b>(6.4%)</b>	<b>↓</b>



### ACTIVITY



Adjusted Scheduled Activity (UDA)		
Month	2018	2019
April	43	131
May	226	249
June	272	313
July	457	485
August	571	649
September	675	793
October	771	
November	942	
December	1,036	
January	1,148	
February	1,269	
March	1,620	
April	1,671	
May	1,672	
June	1,672	

### QUALITY

	Quantity	Base Number	Contract	AT	Region	England
% of FP17s for the same patient ID Re-attending within 3 months - Children	22	456	4.8%	9.6%	11.1%	11.6%
% of FP17s for the same patient ID Re-attending within 3 months - Adults	13	180	7.2%	13.9%	15.3%	15.5%
% of FP17s for the same patient ID Re-attending between 3 & 9 months - Children	335	456	73.5%	61.8%	61.1%	58.8%
% of FP17s for the same patient ID Re-attending between 3 & 9 months - Adults	119	180	66.1%	53.1%	52.3%	51.1%
% of FP17s for Band 1 Urgent Courses	13	590	2.2%	9.9%	9.5%	9.0%
% of FP17s Relating to Free Repair or Replacements	0	590	0.0%	0.6%	0.7%	0.8%
% of FP17s Relating to Continuations	0	590	0.0%	0.9%	0.8%	0.9%
% of Patients satisfied with the dentistry they have received	0	0	N/A	92.6%	93.6%	93.3%
% of Patients satisfied with the time they had to wait for an appointment	0	0	N/A	89.8%	88.8%	88.9%

\* This is based on patients treated on this contract for their most recent course of treatment. Figures in italics indicate the base number of FP17s or Patient Questionnaire responses are less than 100. N/A is shown where the base number of responses is less than 10 during the period. % is calculated as Quantity/Base number\*100

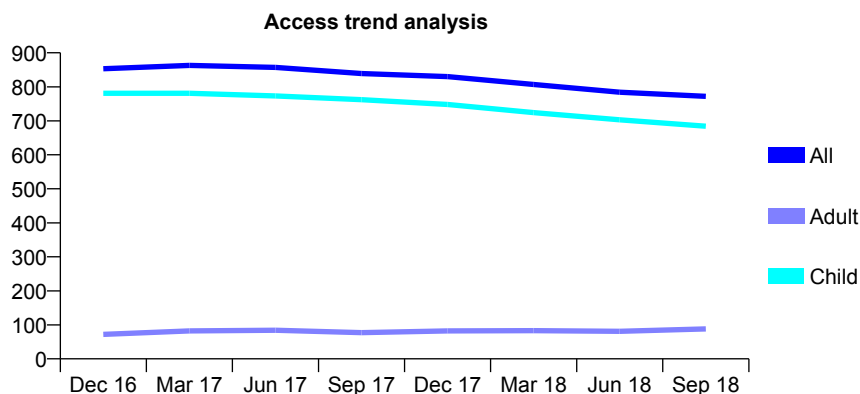
## Q70 - Vital Signs At a Glance Contract Report for 215767/0001 - September 2018

Name or company name	Maximilian Waller
Contract type name	GDS Contract
Purpose of contract	General
Contract start date	01/04/2006
Contract end date	

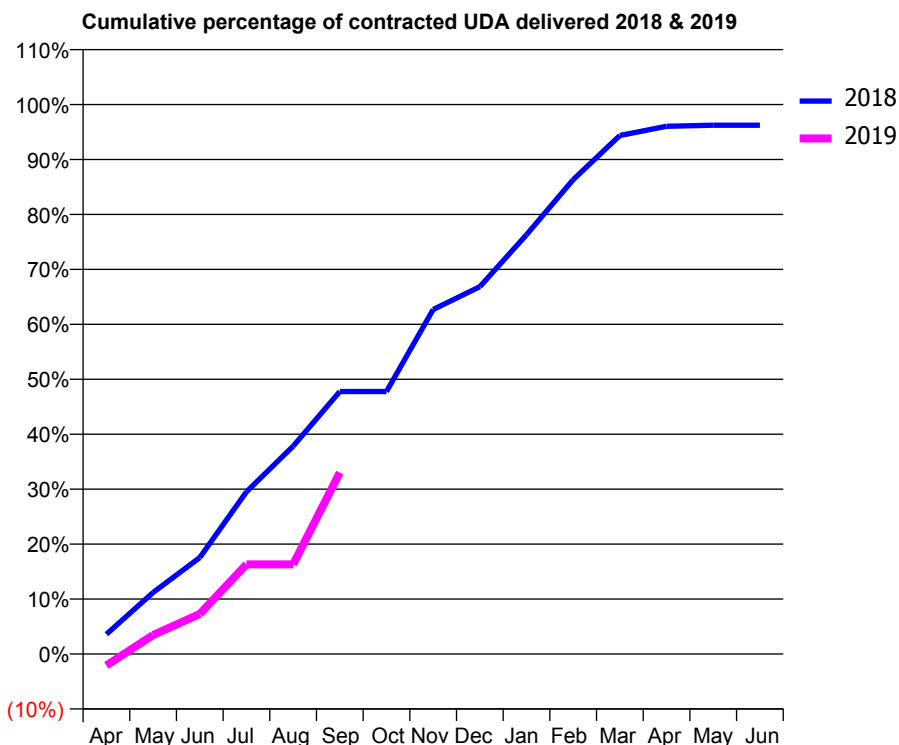
18/19 Contracted general activity (UDA)	1,620
Carry forward general activity (UDA)	61
18/19 Contracted orthodontic activity (UOA)	0
Carry forward orthodontic activity (UOA)	0
Baseline contract value	£41,203.60

### ACCESS\*

Patients seen in 24 months	Total	Change since previous quarter
Quarter ending September 2017	839	
Quarter ending December 2017	830	↓
Quarter ending March 2018	807	↓
Quarter ending June 2018	784	↓
Quarter ending September 2018	772	↓
<b>Variance since September 2017</b>	<b>(8.0%)</b>	<b>↓</b>



### ACTIVITY



Month	Adjusted Scheduled Activity (UDA)	
	2018	2019
April	58	-34
May	181	56
June	285	118
July	478	264
August	613	264
September	774	535
October	774	
November	1,016	
December	1,083	
January	1,236	
February	1,399	
March	1,529	
April	1,556	
May	1,559	
June	1,559	

### QUALITY

	Quantity	Base Number	Contract	AT	Region	England
% of FP17s for the same patient ID Re-attending within 3 months - Children	24	472	5.1%	9.6%	11.1%	11.6%
% of FP17s for the same patient ID Re-attending within 3 months - Adults	0	18	0.0%	13.9%	15.3%	15.5%
% of FP17s for the same patient ID Re-attending between 3 & 9 months - Children	333	472	70.6%	61.8%	61.1%	58.8%
% of FP17s for the same patient ID Re-attending between 3 & 9 months - Adults	13	18	72.2%	53.1%	52.3%	51.1%
% of FP17s for Band 1 Urgent Courses	4	470	0.9%	9.9%	9.5%	9.0%
% of FP17s Relating to Free Repair or Replacements	0	470	0.0%	0.6%	0.7%	0.8%
% of FP17s Relating to Continuations	6	470	1.3%	0.9%	0.8%	0.9%
% of Patients satisfied with the dentistry they have received	0	0	N/A	92.6%	93.6%	93.3%
% of Patients satisfied with the time they had to wait for an appointment	0	0	N/A	89.8%	88.8%	88.9%

\* This is based on patients treated on this contract for their most recent course of treatment. Figures in italics indicate the base number of FP17s or Patient Questionnaire responses are less than 100. N/A is shown where the base number of responses is less than 10 during the period. % is calculated as Quantity/Base number\*100

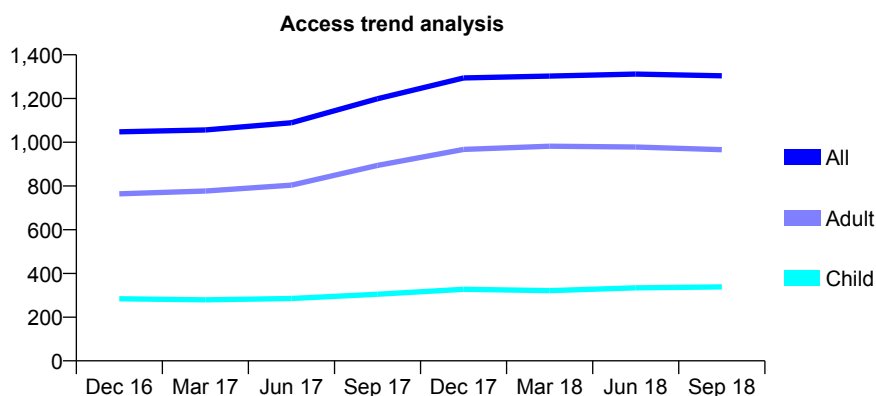
## Q70 - Vital Signs At a Glance Contract Report for 215872/0002 - September 2018

Name or company name	Ian White
Contract type name	GDS Contract
Purpose of contract	General
Contract start date	01/04/2006
Contract end date	

18/19 Contracted general activity (UDA)	3,235
Carry forward general activity (UDA)	0
18/19 Contracted orthodontic activity (UOA)	0
Carry forward orthodontic activity (UOA)	0
Baseline contract value	£80,212.38

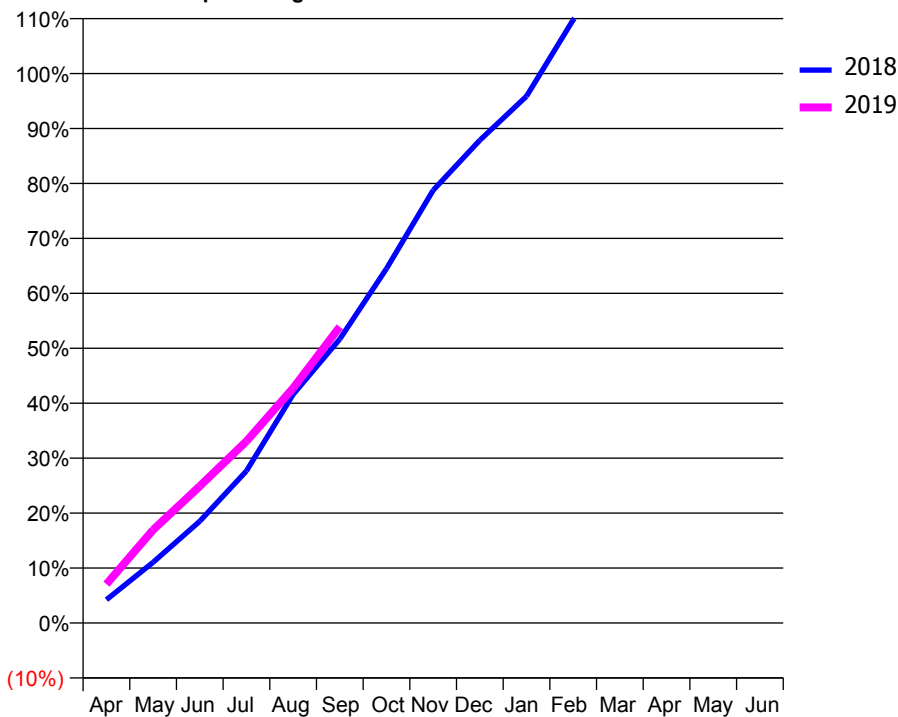
### ACCESS\*

Patients seen in 24 months	Total	Change since previous quarter
Quarter ending September 2017	1,199	
Quarter ending December 2017	1,294	↑
Quarter ending March 2018	1,303	→
Quarter ending June 2018	1,312	→
Quarter ending September 2018	1,304	→
<b>Variance since September 2017</b>	<b>8.8%</b>	<b>↑</b>



### ACTIVITY

Cumulative percentage of contracted UDA delivered 2018 & 2019



Month	Adjusted Scheduled Activity (UDA)	
	2018	2019
April	137	229
May	357	548
June	599	806
July	895	1,070
August	1,346	1,383
September	1,672	1,744
October	2,087	
November	2,548	
December	2,842	
January	3,102	
February	3,551	
March	3,815	
April	3,849	
May	3,849	
June	3,849	

### QUALITY

	Quantity	Base Number	Contract	AT	Region	England
% of FP17s for the same patient ID Re-attending within 3 months - Children	12	289	4.2%	9.6%	11.1%	11.6%
% of FP17s for the same patient ID Re-attending within 3 months - Adults	95	777	12.2%	13.9%	15.3%	15.5%
% of FP17s for the same patient ID Re-attending between 3 & 9 months - Children	207	289	71.6%	61.8%	61.1%	58.8%
% of FP17s for the same patient ID Re-attending between 3 & 9 months - Adults	581	777	74.8%	53.1%	52.3%	51.1%
% of FP17s for Band 1 Urgent Courses	54	1,051	5.1%	9.9%	9.5%	9.0%
% of FP17s Relating to Free Repair or Replacements	0	1,051	0.0%	0.6%	0.7%	0.8%
% of FP17s Relating to Continuations	2	1,051	0.2%	0.9%	0.8%	0.9%
% of Patients satisfied with the dentistry they have received	0	0	N/A	92.6%	93.6%	93.3%
% of Patients satisfied with the time they had to wait for an appointment	0	0	N/A	89.8%	88.8%	88.9%

\* This is based on patients treated on this contract for their most recent course of treatment. Figures in italics indicate the base number of FP17s or Patient Questionnaire responses are less than 100. N/A is shown where the base number of responses is less than 10 during the period. % is calculated as Quantity/Base number\*100

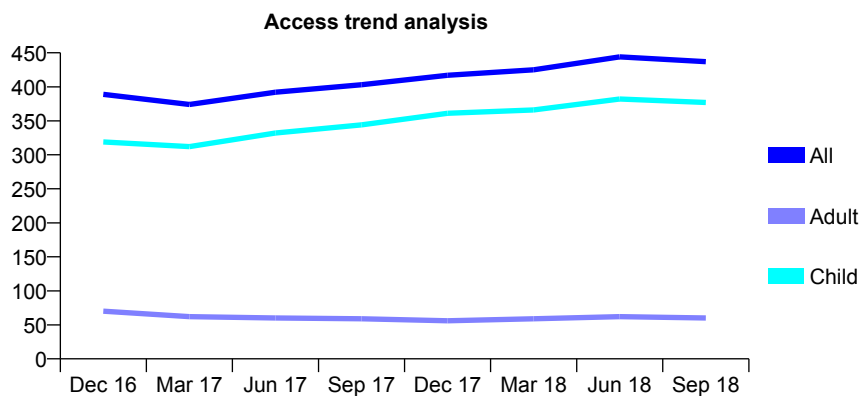
## Q70 - Vital Signs At a Glance Contract Report for 218898/0001 - September 2018

Name or company name	Bright Blue Dental Practice
Contract type name	GDS Contract
Purpose of contract	General
Contract start date	01/04/2006
Contract end date	

18/19 Contracted general activity (UDA)	680
Carry forward general activity (UDA)	0
18/19 Contracted orthodontic activity (UOA)	0
Carry forward orthodontic activity (UOA)	0
Baseline contract value	£16,086.78

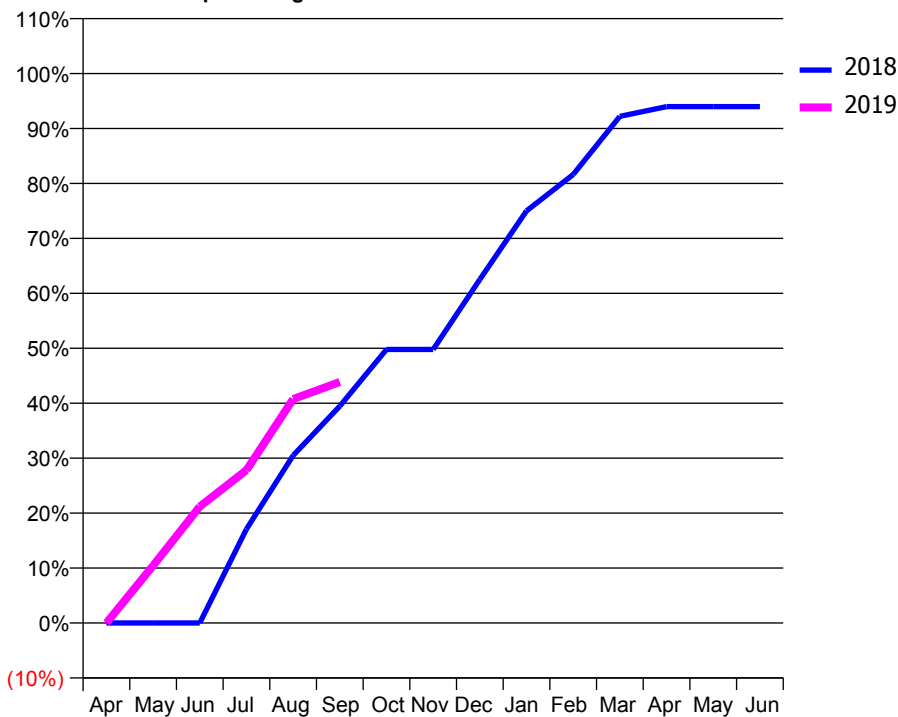
### ACCESS\*

Patients seen in 24 months	Total	Change since previous quarter
Quarter ending September 2017	403	
Quarter ending December 2017	417	↑
Quarter ending March 2018	425	→
Quarter ending June 2018	444	↑
Quarter ending September 2018	437	↓
<b>Variance since September 2017</b>	<b>8.4%</b>	<b>↑</b>



### ACTIVITY

Cumulative percentage of contracted UDA delivered 2018 & 2019



Adjusted Scheduled Activity (UDA)

Month	2018	2019
April	0	0
May	0	71
June	0	144
July	116	189
August	207	277
September	268	298
October	339	
November	339	
December	425	
January	510	
February	555	
March	627	
April	639	
May	639	
June	639	

### QUALITY

	Quantity	Base Number	Contract	AT	Region	England
% of FP17s for the same patient ID Re-attending within 3 months - Children	5	236	2.1%	9.6%	11.1%	11.6%
% of FP17s for the same patient ID Re-attending within 3 months - Adults	0	10	0.0%	13.9%	15.3%	15.5%
% of FP17s for the same patient ID Re-attending between 3 & 9 months - Children	123	236	52.1%	61.8%	61.1%	58.8%
% of FP17s for the same patient ID Re-attending between 3 & 9 months - Adults	4	10	40.0%	53.1%	52.3%	51.1%
% of FP17s for Band 1 Urgent Courses	1	234	0.4%	9.9%	9.5%	9.0%
% of FP17s Relating to Free Repair or Replacements	0	234	0.0%	0.6%	0.7%	0.8%
% of FP17s Relating to Continuations	4	234	1.7%	0.9%	0.8%	0.9%
% of Patients satisfied with the dentistry they have received	0	0	N/A	92.6%	93.6%	93.3%
% of Patients satisfied with the time they had to wait for an appointment	0	0	N/A	89.8%	88.8%	88.9%

\* This is based on patients treated on this contract for their most recent course of treatment. Figures in italics indicate the base number of FP17s or Patient Questionnaire responses are less than 100. N/A is shown where the base number of responses is less than 10 during the period. % is calculated as Quantity/Base number\*100



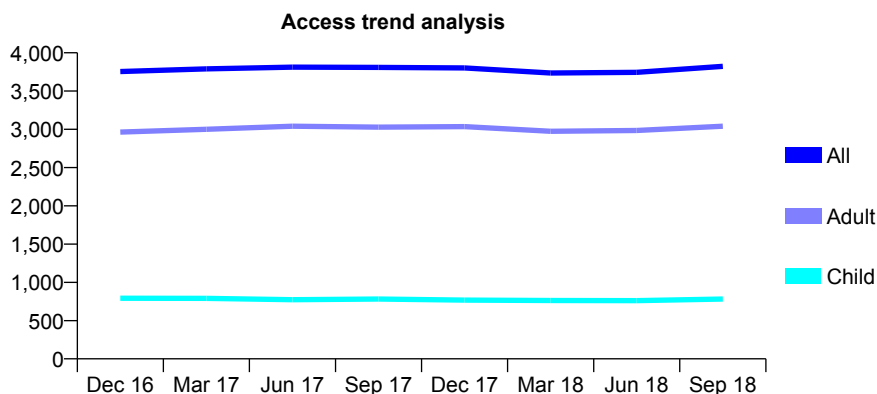
## Q70 - Vital Signs At a Glance Contract Report for 219177/0001 - September 2018

Name or company name	MR PN LOCKYER
Contract type name	GDS Contract
Purpose of contract	General
Contract start date	01/04/2006
Contract end date	

18/19 Contracted general activity (UDA)	12,000
Carry forward general activity (UDA)	151
18/19 Contracted orthodontic activity (UOA)	0
Carry forward orthodontic activity (UOA)	0
Baseline contract value	£297,271.31

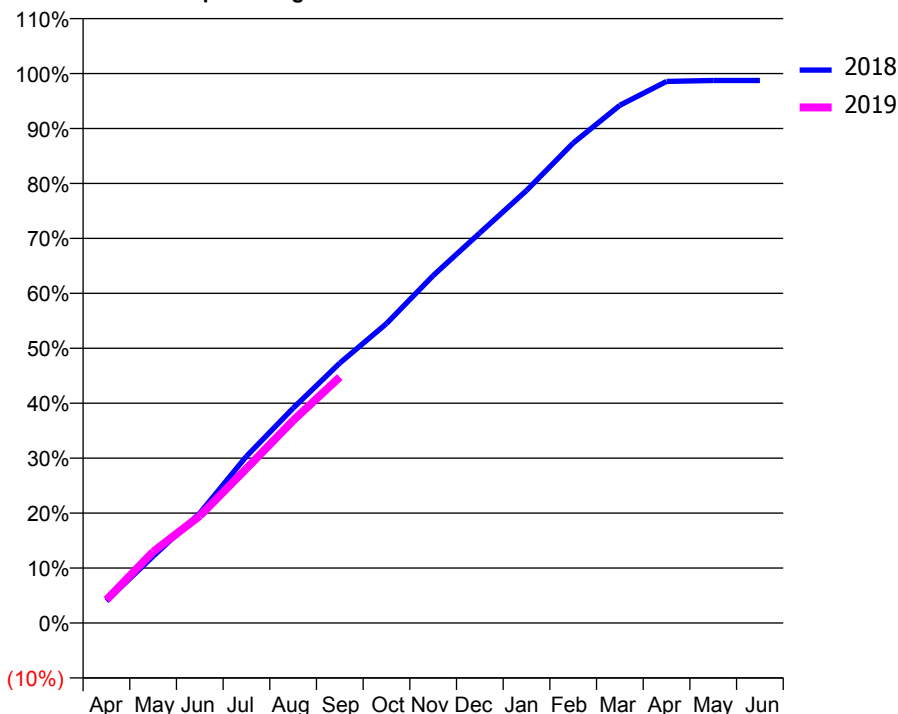
### ACCESS\*

Patients seen in 24 months	Total	Change since previous quarter
Quarter ending September 2017	3,810	
Quarter ending December 2017	3,802	→
Quarter ending March 2018	3,736	↓
Quarter ending June 2018	3,745	→
Quarter ending September 2018	3,823	↑
<b>Variance since September 2017</b>	<b>0.3%</b>	<b>→</b>



### ACTIVITY

Cumulative percentage of contracted UDA delivered 2018 & 2019



Adjusted Scheduled Activity (UDA)

Month	2018	2019
April	481	506
May	1,458	1,557
June	2,399	2,340
July	3,640	3,373
August	4,692	4,423
September	5,678	5,371
October	6,540	
November	7,586	
December	8,520	
January	9,445	
February	10,482	
March	11,306	
April	11,827	
May	11,847	
June	11,848	

### QUALITY

	Quantity	Base Number	Contract	AT	Region	England
% of FP17s for the same patient ID Re-attending within 3 months - Children	41	676	6.1%	9.6%	11.1%	11.6%
% of FP17s for the same patient ID Re-attending within 3 months - Adults	449	2,447	18.3%	13.9%	15.3%	15.5%
% of FP17s for the same patient ID Re-attending between 3 & 9 months - Children	436	676	64.5%	61.8%	61.1%	58.8%
% of FP17s for the same patient ID Re-attending between 3 & 9 months - Adults	1,458	2,447	59.6%	53.1%	52.3%	51.1%
% of FP17s for Band 1 Urgent Courses	373	2,879	13.0%	9.9%	9.5%	9.0%
% of FP17s Relating to Free Repair or Replacements	7	2,879	0.2%	0.6%	0.7%	0.8%
% of FP17s Relating to Continuations	43	2,879	1.5%	0.9%	0.8%	0.9%
% of Patients satisfied with the dentistry they have received	2	2	N/A	92.6%	93.6%	93.3%
% of Patients satisfied with the time they had to wait for an appointment	2	2	N/A	89.8%	88.8%	88.9%

\* This is based on patients treated on this contract for their most recent course of treatment. Figures in italics indicate the base number of FP17s or Patient Questionnaire responses are less than 100. N/A is shown where the base number of responses is less than 10 during the period. % is calculated as Quantity/Base number\*100

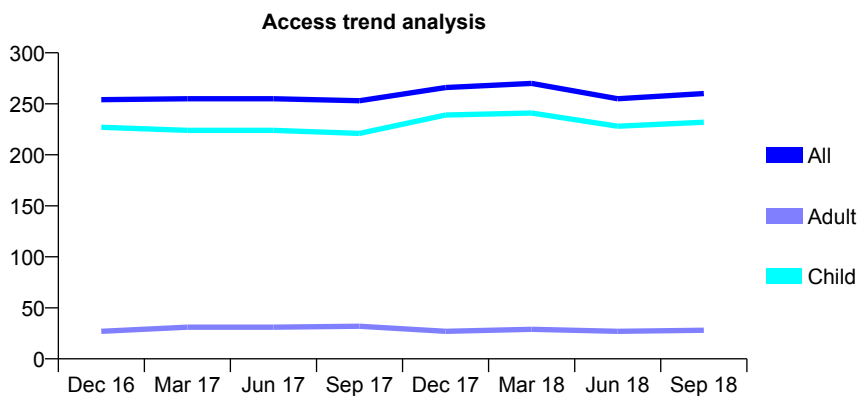
## Q70 - Vital Signs At a Glance Contract Report for 219908/0001 - September 2018

Name or company name	MR RD HUGHES
Contract type name	GDS Contract
Purpose of contract	General
Contract start date	01/04/2006
Contract end date	

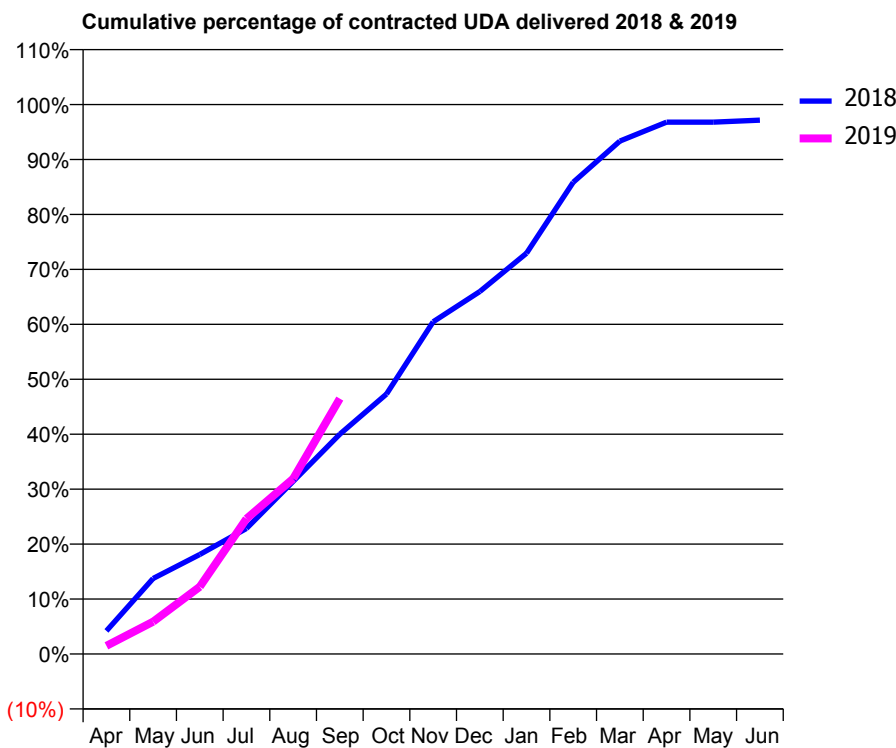
18/19 Contracted general activity (UDA)	550
Carry forward general activity (UDA)	15
18/19 Contracted orthodontic activity (UOA)	0
Carry forward orthodontic activity (UOA)	0
Baseline contract value	£11,725.43

### ACCESS\*

Patients seen in 24 months	Total	Change since previous quarter
Quarter ending September 2017	253	
Quarter ending December 2017	266	↑
Quarter ending March 2018	270	→
Quarter ending June 2018	255	↓
Quarter ending September 2018	260	→
<b>Variance since September 2017</b>	<b>2.8%</b>	<b>↑</b>



### ACTIVITY



Adjusted Scheduled Activity (UDA)		
Month	2018	2019
April	23	8
May	76	32
June	100	67
July	126	135
August	173	175
September	220	256
October	260	
November	333	
December	363	
January	401	
February	472	
March	513	
April	532	
May	532	
June	534	

### QUALITY

	Quantity	Base Number	Contract	AT	Region	England
% of FP17s for the same patient ID Re-attending within 3 months - Children	1	152	0.7%	9.6%	11.1%	11.6%
% of FP17s for the same patient ID Re-attending within 3 months - Adults	0	0	N/A	13.9%	15.3%	15.5%
% of FP17s for the same patient ID Re-attending between 3 & 9 months - Children	109	152	71.7%	61.8%	61.1%	58.8%
% of FP17s for the same patient ID Re-attending between 3 & 9 months - Adults	0	0	N/A	53.1%	52.3%	51.1%
% of FP17s for Band 1 Urgent Courses	3	140	2.1%	9.9%	9.5%	9.0%
% of FP17s Relating to Free Repair or Replacements	0	140	0.0%	0.6%	0.7%	0.8%
% of FP17s Relating to Continuations	0	140	0.0%	0.9%	0.8%	0.9%
% of Patients satisfied with the dentistry they have received	0	0	N/A	92.6%	93.6%	93.3%
% of Patients satisfied with the time they had to wait for an appointment	0	0	N/A	89.8%	88.8%	88.9%

\* This is based on patients treated on this contract for their most recent course of treatment. Figures in italics indicate the base number of FP17s or Patient Questionnaire responses are less than 100. N/A is shown where the base number of responses is less than 10 during the period. % is calculated as Quantity/Base number\*100

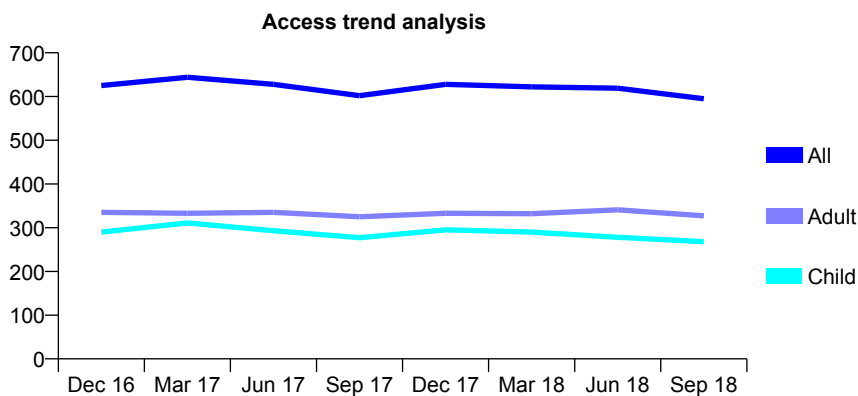
## Q70 - Vital Signs At a Glance Contract Report for 221252/0001 - September 2018

Name or company name	East End Lodge Dental Partnership
Contract type name	GDS Contract
Purpose of contract	General and Orthodontic
Contract start date	01/04/2006
Contract end date	

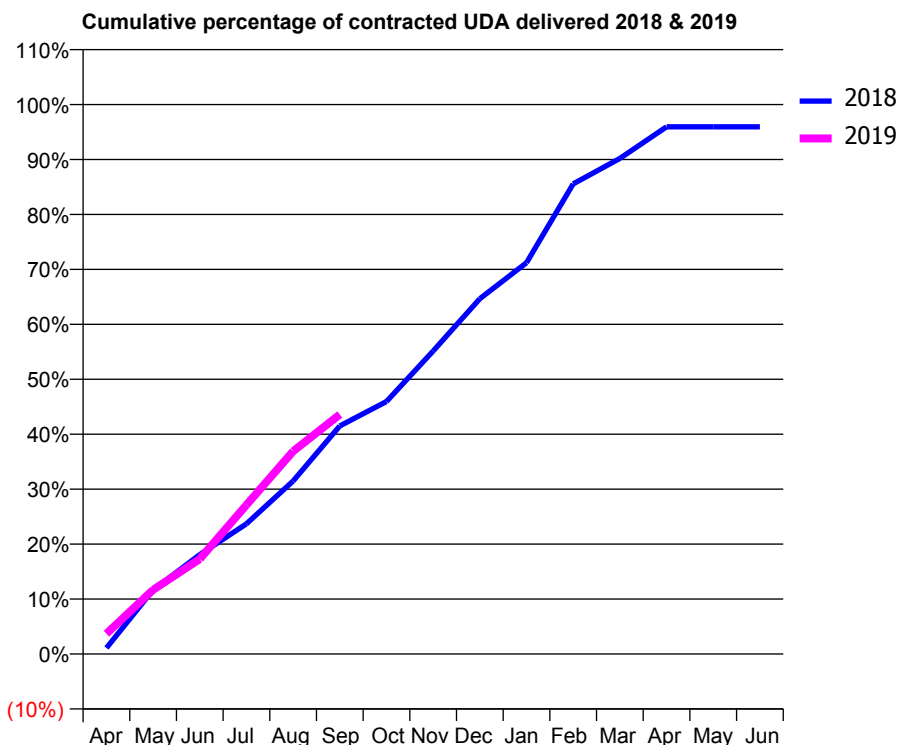
18/19 Contracted general activity (UDA)	1,500
Carry forward general activity (UDA)	0
18/19 Contracted orthodontic activity (UOA)	131
Carry forward orthodontic activity (UOA)	0
Baseline contract value	£47,918.76

### ACCESS\*

Patients seen in 24 months	Total	Change since previous quarter
Quarter ending September 2017	602	
Quarter ending December 2017	628	↑
Quarter ending March 2018	622	→
Quarter ending June 2018	619	→
Quarter ending September 2018	595	↓
<b>Variance since September 2017</b>	<b>(1.2%)</b>	<b>↓</b>



### ACTIVITY



Month	Adjusted Scheduled Activity (UDA)	
	2018	2019
April	16	55
May	175	175
June	271	259
July	355	407
August	472	553
September	623	654
October	689	
November	827	
December	970	
January	1,068	
February	1,283	
March	1,353	
April	1,439	
May	1,439	
June	1,439	

### QUALITY

	Quantity	Base Number	Contract	AT	Region	England
% of FP17s for the same patient ID Re-attending within 3 months - Children	20	251	8.0%	9.6%	11.1%	11.6%
% of FP17s for the same patient ID Re-attending within 3 months - Adults	18	218	8.3%	13.9%	15.3%	15.5%
% of FP17s for the same patient ID Re-attending between 3 & 9 months - Children	169	251	67.3%	61.8%	61.1%	58.8%
% of FP17s for the same patient ID Re-attending between 3 & 9 months - Adults	107	218	49.1%	53.1%	52.3%	51.1%
% of FP17s for Band 1 Urgent Courses	14	411	3.4%	9.9%	9.5%	9.0%
% of FP17s Relating to Free Repair or Replacements	0	411	0.0%	0.6%	0.7%	0.8%
% of FP17s Relating to Continuations	2	411	0.5%	0.9%	0.8%	0.9%
% of Patients satisfied with the dentistry they have received	1	1	N/A	92.6%	93.6%	93.3%
% of Patients satisfied with the time they had to wait for an appointment	1	1	N/A	89.8%	88.8%	88.9%

\* This is based on patients treated on this contract for their most recent course of treatment. Figures in italics indicate the base number of FP17s or Patient Questionnaire responses are less than 100. N/A is shown where the base number of responses is less than 10 during the period. % is calculated as Quantity/Base number\*100

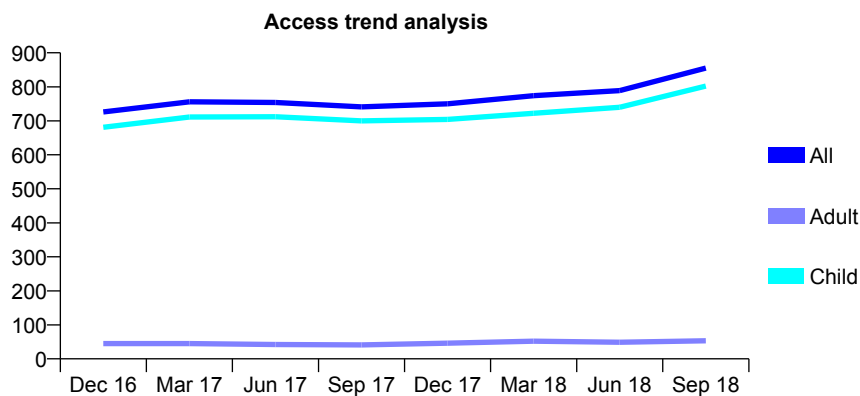
## Q70 - Vital Signs At a Glance Contract Report for 224219/0001 - September 2018

Name or company name	MR GL BROOKE-JONES
Contract type name	GDS Contract
Purpose of contract	General
Contract start date	01/04/2006
Contract end date	

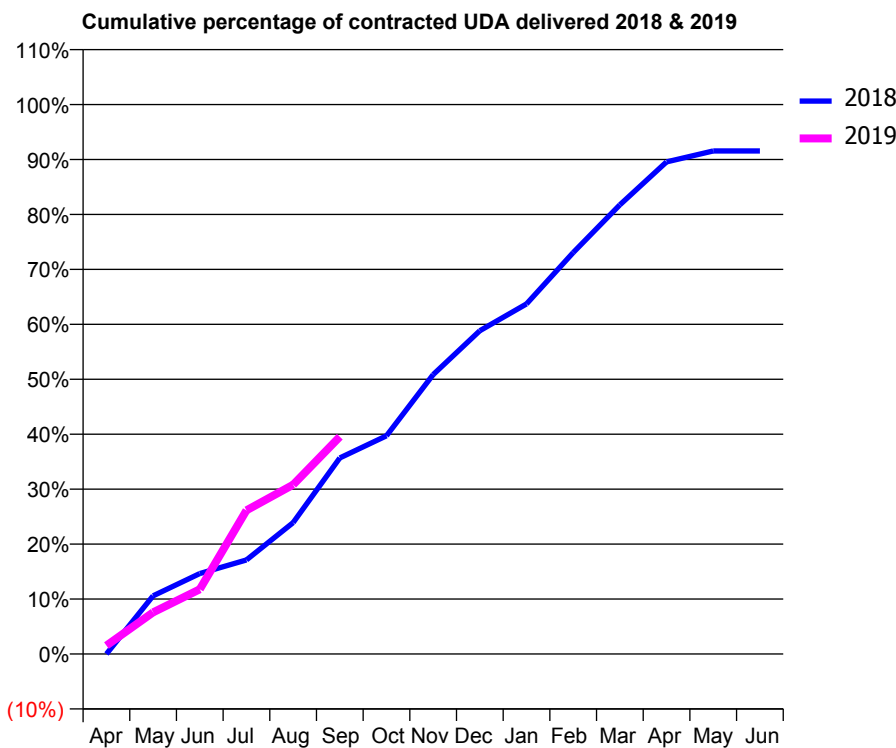
18/19 Contracted general activity (UDA)	1,370
Carry forward general activity (UDA)	0
18/19 Contracted orthodontic activity (UOA)	0
Carry forward orthodontic activity (UOA)	0
Baseline contract value	£28,259.65

### ACCESS\*

Patients seen in 24 months	Total	Change since previous quarter
Quarter ending September 2017	741	
Quarter ending December 2017	750	→
Quarter ending March 2018	774	↑
Quarter ending June 2018	789	→
Quarter ending September 2018	855	↑
<b>Variance since September 2017</b>	<b>15.4%</b>	<b>↑</b>



### ACTIVITY



Adjusted Scheduled Activity (UDA)		
Month	2018	2019
April	0	21
May	145	104
June	201	161
July	235	358
August	328	422
September	489	542
October	544	
November	697	
December	806	
January	873	
February	1,001	
March	1,120	
April	1,227	
May	1,254	
June	1,254	

### QUALITY

	Quantity	Base Number	Contract	AT	Region	England
% of FP17s for the same patient ID Re-attending within 3 months - Children	23	501	4.6%	9.6%	11.1%	11.6%
% of FP17s for the same patient ID Re-attending within 3 months - Adults	0	0	N/A	13.9%	15.3%	15.5%
% of FP17s for the same patient ID Re-attending between 3 & 9 months - Children	250	501	49.9%	61.8%	61.1%	58.8%
% of FP17s for the same patient ID Re-attending between 3 & 9 months - Adults	0	0	N/A	53.1%	52.3%	51.1%
% of FP17s for Band 1 Urgent Courses	13	410	3.2%	9.9%	9.5%	9.0%
% of FP17s Relating to Free Repair or Replacements	0	410	0.0%	0.6%	0.7%	0.8%
% of FP17s Relating to Continuations	0	410	0.0%	0.9%	0.8%	0.9%
% of Patients satisfied with the dentistry they have received	1	1	N/A	92.6%	93.6%	93.3%
% of Patients satisfied with the time they had to wait for an appointment	0	1	N/A	89.8%	88.8%	88.9%

\* This is based on patients treated on this contract for their most recent course of treatment. Figures in italics indicate the base number of FP17s or Patient Questionnaire responses are less than 100. N/A is shown where the base number of responses is less than 10 during the period. % is calculated as Quantity/Base number\*100

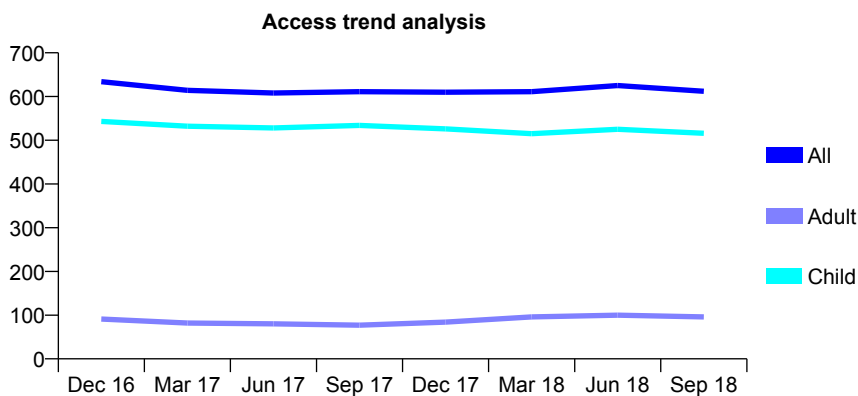
## Q70 - Vital Signs At a Glance Contract Report for 230693/0001 - September 2018

Name or company name	Fryern Dental Practice
Contract type name	GDS Contract
Purpose of contract	General
Contract start date	01/04/2006
Contract end date	

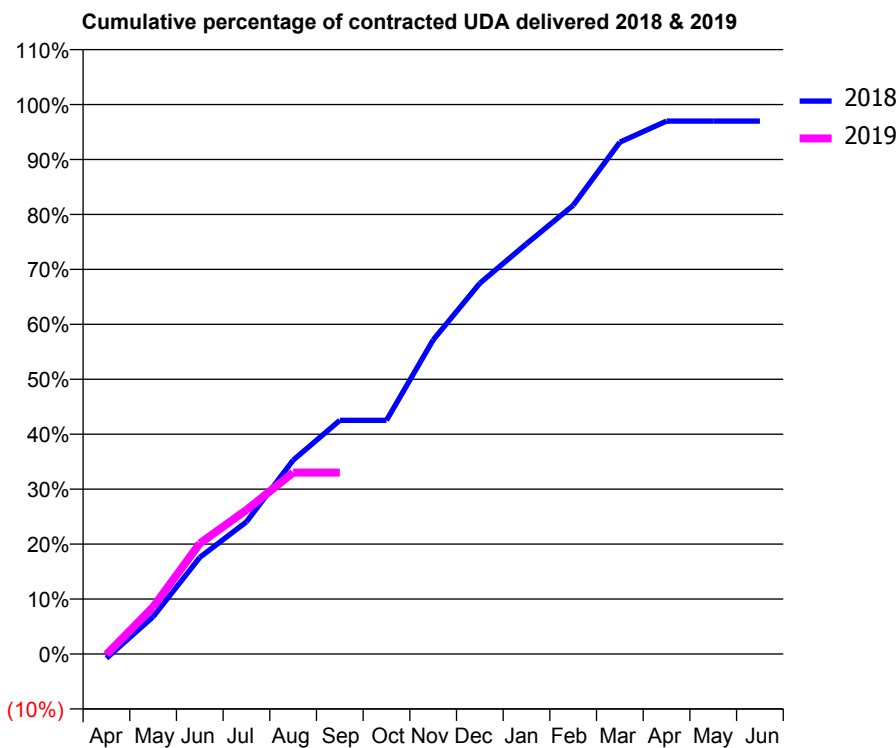
18/19 Contracted general activity (UDA)	1,018
Carry forward general activity (UDA)	30
18/19 Contracted orthodontic activity (UOA)	0
Carry forward orthodontic activity (UOA)	0
Baseline contract value	£21,254.89

### ACCESS\*

Patients seen in 24 months	Total	Change since previous quarter
Quarter ending September 2017	611	
Quarter ending December 2017	610	→
Quarter ending March 2018	611	→
Quarter ending June 2018	625	↑
Quarter ending September 2018	612	↓
<b>Variance since September 2017</b>	<b>0.2%</b>	<b>→</b>



### ACTIVITY



Month	Adjusted Scheduled Activity (UDA)	
	2018	2019
April	-8	-1
May	69	87
June	179	205
July	245	267
August	359	336
September	433	336
October	433	
November	582	
December	687	
January	760	
February	831	
March	948	
April	987	
May	987	
June	987	

### QUALITY

	Quantity	Base Number	Contract	AT	Region	England
% of FP17s for the same patient ID Re-attending within 3 months - Children	12	338	3.6%	9.6%	11.1%	11.6%
% of FP17s for the same patient ID Re-attending within 3 months - Adults	0	0	N/A	13.9%	15.3%	15.5%
% of FP17s for the same patient ID Re-attending between 3 & 9 months - Children	215	338	63.6%	61.8%	61.1%	58.8%
% of FP17s for the same patient ID Re-attending between 3 & 9 months - Adults	0	0	N/A	53.1%	52.3%	51.1%
% of FP17s for Band 1 Urgent Courses	0	307	0.0%	9.9%	9.5%	9.0%
% of FP17s Relating to Free Repair or Replacements	0	307	0.0%	0.6%	0.7%	0.8%
% of FP17s Relating to Continuations	0	307	0.0%	0.9%	0.8%	0.9%
% of Patients satisfied with the dentistry they have received	0	0	N/A	92.6%	93.6%	93.3%
% of Patients satisfied with the time they had to wait for an appointment	0	0	N/A	89.8%	88.8%	88.9%

\* This is based on patients treated on this contract for their most recent course of treatment. Figures in italics indicate the base number of FP17s or Patient Questionnaire responses are less than 100. N/A is shown where the base number of responses is less than 10 during the period. % is calculated as Quantity/Base number\*100

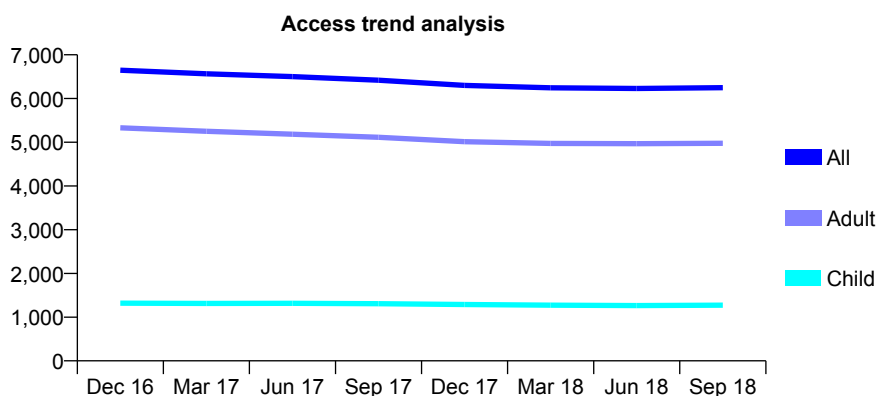
## Q70 - Vital Signs At a Glance Contract Report for 232629/0001 - September 2018

Name or company name	Peartree Dental Care Partnership
Contract type name	GDS Contract
Purpose of contract	General
Contract start date	01/04/2006
Contract end date	

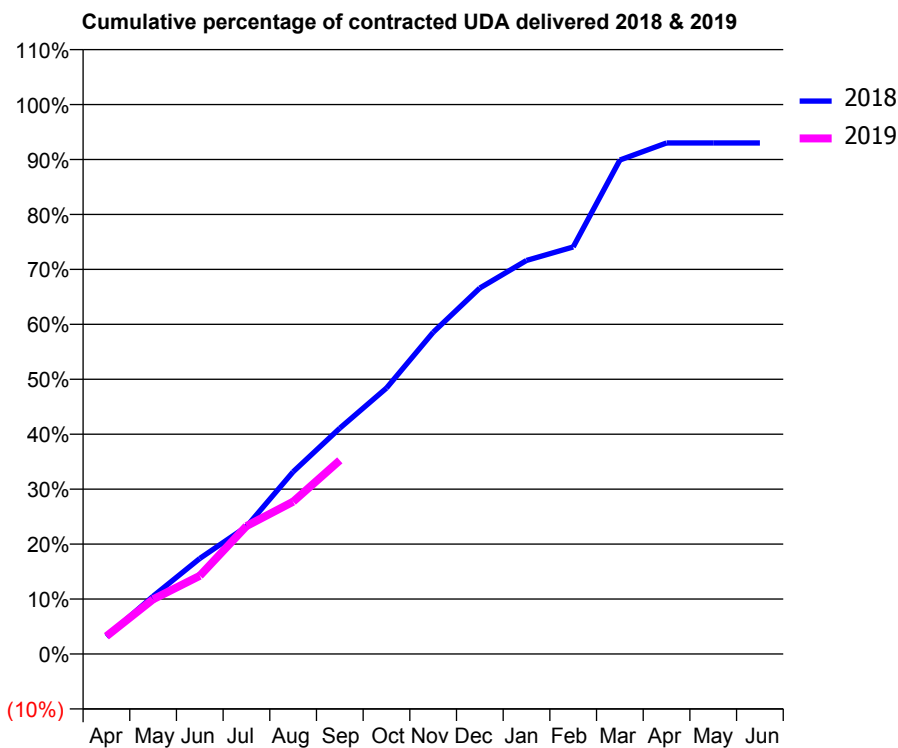
18/19 Contracted general activity (UDA)	22,037
Carry forward general activity (UDA)	147
18/19 Contracted orthodontic activity (UOA)	0
Carry forward orthodontic activity (UOA)	0
Baseline contract value	£599,206.90

### ACCESS\*

Patients seen in 24 months	Total	Change since previous quarter
Quarter ending September 2017	6,420	
Quarter ending December 2017	6,301	↓
Quarter ending March 2018	6,246	→
Quarter ending June 2018	6,231	→
Quarter ending September 2018	6,249	→
<b>Variance since September 2017</b>	<b>(2.7%)</b>	<b>↓</b>



### ACTIVITY



Month	Adjusted Scheduled Activity (UDA)	
	2018	2019
April	589	716
May	1,954	2,196
June	3,228	3,137
July	4,305	5,129
August	6,152	6,111
September	7,629	7,767
October	8,982	
November	10,863	
December	12,361	
January	13,290	
February	13,745	
March	16,681	
April	17,259	
May	17,259	
June	17,259	

### QUALITY

	Quantity	Base Number	Contract	AT	Region	England
% of FP17s for the same patient ID Re-attending within 3 months - Children	101	1,066	9.5%	9.6%	11.1%	11.6%
% of FP17s for the same patient ID Re-attending within 3 months - Adults	478	3,754	12.7%	13.9%	15.3%	15.5%
% of FP17s for the same patient ID Re-attending between 3 & 9 months - Children	692	1,066	64.9%	61.8%	61.1%	58.8%
% of FP17s for the same patient ID Re-attending between 3 & 9 months - Adults	2,255	3,754	60.1%	53.1%	52.3%	51.1%
% of FP17s for Band 1 Urgent Courses	679	4,516	15.0%	9.9%	9.5%	9.0%
% of FP17s Relating to Free Repair or Replacements	50	4,516	1.1%	0.6%	0.7%	0.8%
% of FP17s Relating to Continuations	22	4,516	0.5%	0.9%	0.8%	0.9%
% of Patients satisfied with the dentistry they have received	6	6	N/A	92.6%	93.6%	93.3%
% of Patients satisfied with the time they had to wait for an appointment	5	6	N/A	89.8%	88.8%	88.9%

\* This is based on patients treated on this contract for their most recent course of treatment. Figures in italics indicate the base number of FP17s or Patient Questionnaire responses are less than 100. N/A is shown where the base number of responses is less than 10 during the period. % is calculated as Quantity/Base number\*100

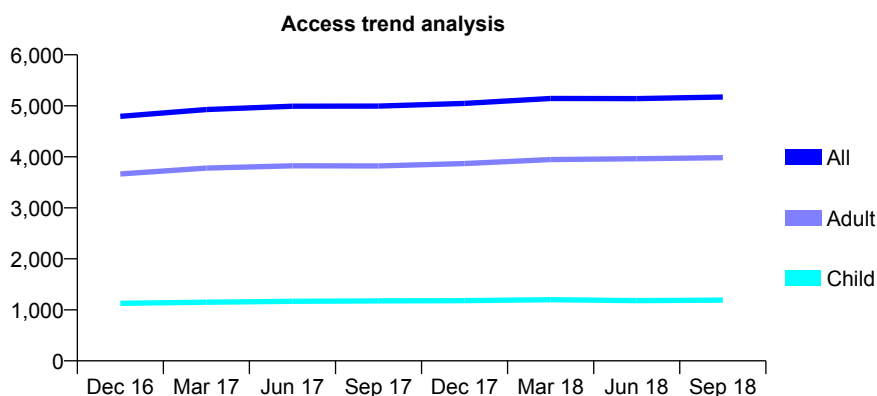
## Q70 - Vital Signs At a Glance Contract Report for 237973/0001 - September 2018

Name or company name	MR S KHANNA
Contract type name	GDS Contract
Purpose of contract	General
Contract start date	01/04/2006
Contract end date	

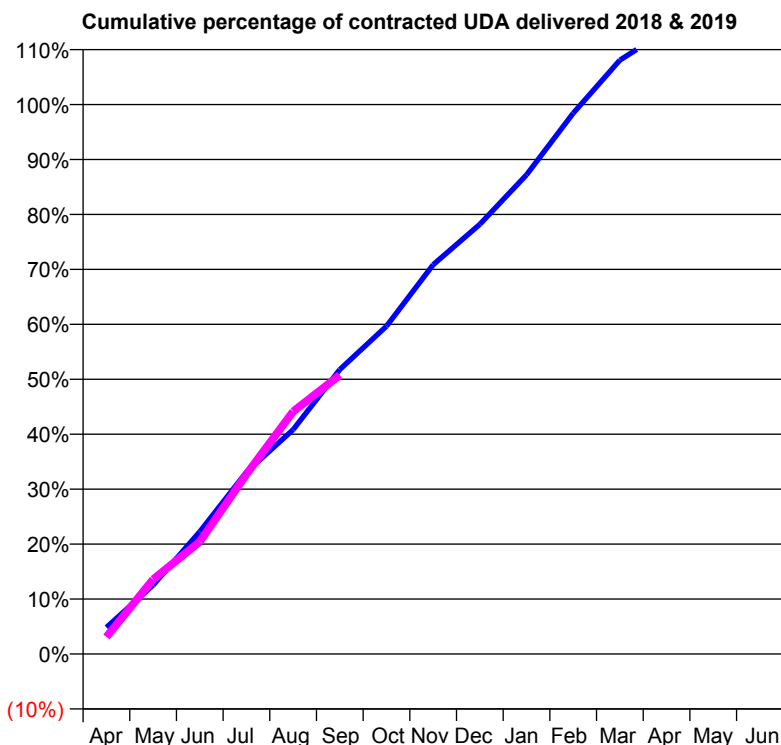
18/19 Contracted general activity (UDA)	12,122
Carry forward general activity (UDA)	0
18/19 Contracted orthodontic activity (UOA)	0
Carry forward orthodontic activity (UOA)	0
Baseline contract value	£378,173.65

### ACCESS\*

Patients seen in 24 months	Total	Change since previous quarter
Quarter ending September 2017	4,995	
Quarter ending December 2017	5,047	→
Quarter ending March 2018	5,145	→
Quarter ending June 2018	5,142	→
Quarter ending September 2018	5,173	→
<b>Variance since September 2017</b>	<b>3.6%</b>	<b>↑</b>



### ACTIVITY



Month	Adjusted Scheduled Activity (UDA)	
	2018	2019
April	585	377
May	1,521	1,647
June	2,698	2,480
July	4,014	3,966
August	4,949	5,348
September	6,275	6,151
October	7,231	
November	8,588	
December	9,480	
January	10,569	
February	11,930	
March	13,101	
April	13,752	
May	13,755	
June	13,755	

### QUALITY

	Quantity	Base Number	Contract	AT	Region	England
% of FP17s for the same patient ID Re-attending within 3 months - Children	49	857	5.7%	9.6%	11.1%	11.6%
% of FP17s for the same patient ID Re-attending within 3 months - Adults	364	2,434	15.0%	13.9%	15.3%	15.5%
% of FP17s for the same patient ID Re-attending between 3 & 9 months - Children	565	857	65.9%	61.8%	61.1%	58.8%
% of FP17s for the same patient ID Re-attending between 3 & 9 months - Adults	760	2,434	31.2%	53.1%	52.3%	51.1%
% of FP17s for Band 1 Urgent Courses	295	3,043	9.7%	9.9%	9.5%	9.0%
% of FP17s Relating to Free Repair or Replacements	22	3,043	0.7%	0.6%	0.7%	0.8%
% of FP17s Relating to Continuations	77	3,043	2.5%	0.9%	0.8%	0.9%
% of Patients satisfied with the dentistry they have received	8	9	N/A	92.6%	93.6%	93.3%
% of Patients satisfied with the time they had to wait for an appointment	7	9	N/A	89.8%	88.8%	88.9%

\* This is based on patients treated on this contract for their most recent course of treatment. Figures in italics indicate the base number of FP17s or Patient Questionnaire responses are less than 100. N/A is shown where the base number of responses is less than 10 during the period. % is calculated as Quantity/Base number\*100



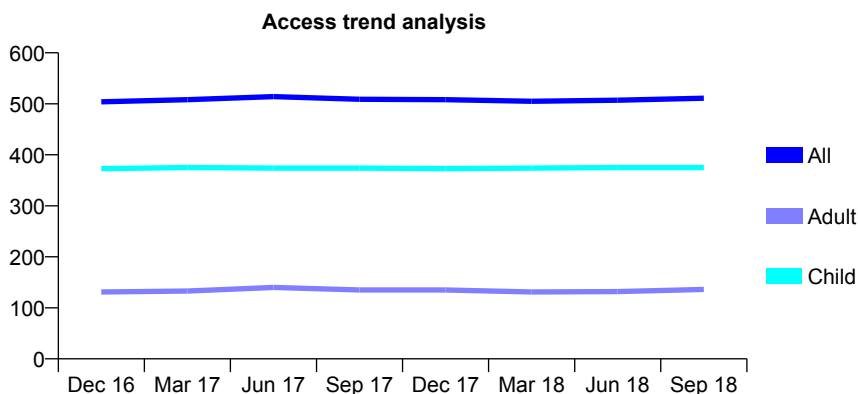
## Q70 - Vital Signs At a Glance Contract Report for 244627/0001 - September 2018

Name or company name	MR MM WAUGH
Contract type name	GDS Contract
Purpose of contract	General
Contract start date	01/04/2006
Contract end date	

18/19 Contracted general activity (UDA)	1,099
Carry forward general activity (UDA)	0
18/19 Contracted orthodontic activity (UOA)	0
Carry forward orthodontic activity (UOA)	0
Baseline contract value	£32,000.67

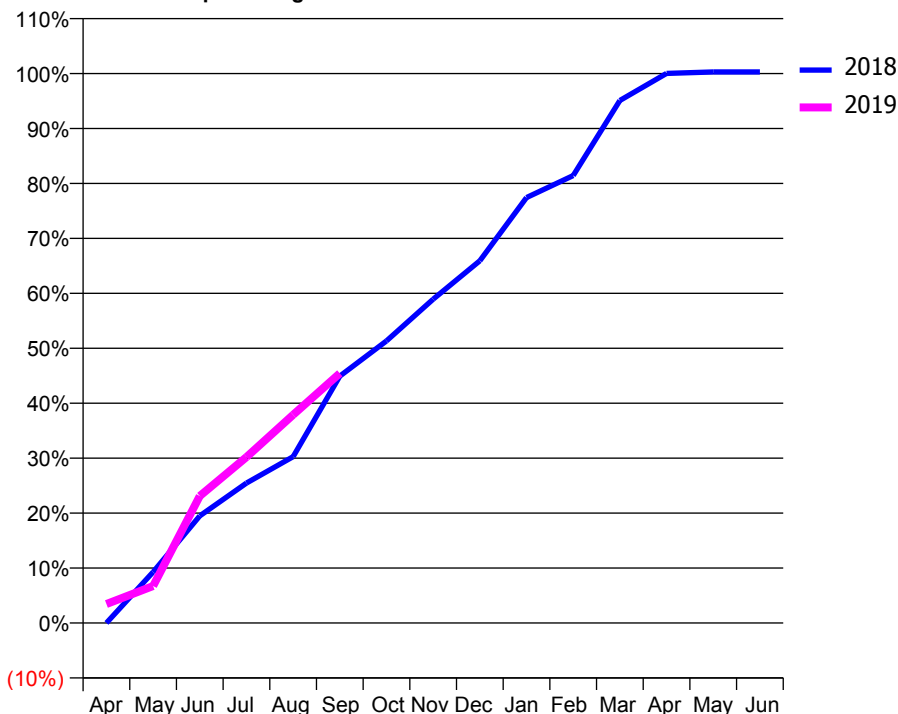
### ACCESS\*

Patients seen in 24 months	Total	Change since previous quarter
Quarter ending September 2017	509	
Quarter ending December 2017	508	→
Quarter ending March 2018	505	→
Quarter ending June 2018	507	→
Quarter ending September 2018	511	→
<b>Variance since September 2017</b>	<b>0.4%</b>	<b>→</b>



### ACTIVITY

Cumulative percentage of contracted UDA delivered 2018 & 2019



Adjusted Scheduled Activity (UDA)

Month	2018	2019
April	0	38
May	102	74
June	214	254
July	280	332
August	333	416
September	494	499
October	564	
November	648	
December	725	
January	851	
February	895	
March	1,045	
April	1,099	
May	1,102	
June	1,102	

### QUALITY

	Quantity	Base Number	Contract	AT	Region	England
% of FP17s for the same patient ID Re-attending within 3 months - Children	15	328	4.6%	9.6%	11.1%	11.6%
% of FP17s for the same patient ID Re-attending within 3 months - Adults	4	55	7.3%	13.9%	15.3%	15.5%
% of FP17s for the same patient ID Re-attending between 3 & 9 months - Children	252	328	76.8%	61.8%	61.1%	58.8%
% of FP17s for the same patient ID Re-attending between 3 & 9 months - Adults	26	55	47.3%	53.1%	52.3%	51.1%
% of FP17s for Band 1 Urgent Courses	2	340	0.6%	9.9%	9.5%	9.0%
% of FP17s Relating to Free Repair or Replacements	0	340	0.0%	0.6%	0.7%	0.8%
% of FP17s Relating to Continuations	4	340	1.2%	0.9%	0.8%	0.9%
% of Patients satisfied with the dentistry they have received	0	0	N/A	92.6%	93.6%	93.3%
% of Patients satisfied with the time they had to wait for an appointment	0	0	N/A	89.8%	88.8%	88.9%

\* This is based on patients treated on this contract for their most recent course of treatment. Figures in italics indicate the base number of FP17s or Patient Questionnaire responses are less than 100. N/A is shown where the base number of responses is less than 10 during the period. % is calculated as Quantity/Base number\*100

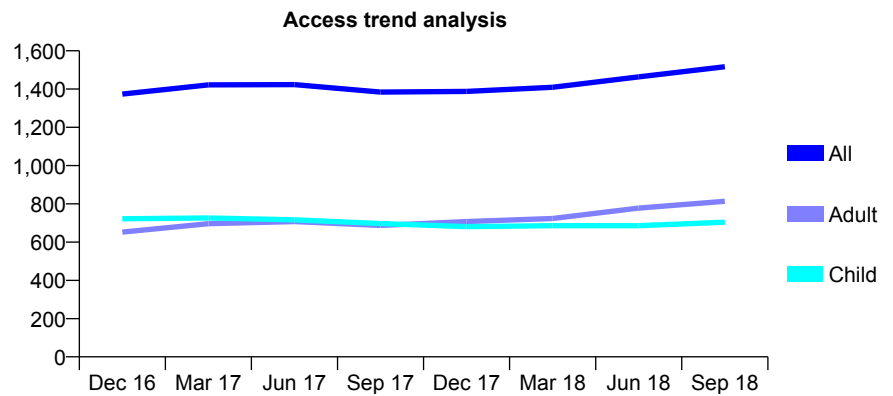
## Q70 - Vital Signs At a Glance Contract Report for 253227/0001 - September 2018

Name or company name	Joanna McKenzie
Contract type name	GDS Contract
Purpose of contract	General
Contract start date	01/05/2007
Contract end date	

18/19 Contracted general activity (UDA)	3,350
Carry forward general activity (UDA)	302
18/19 Contracted orthodontic activity (UOA)	0
Carry forward orthodontic activity (UOA)	0
Baseline contract value	£76,105.95

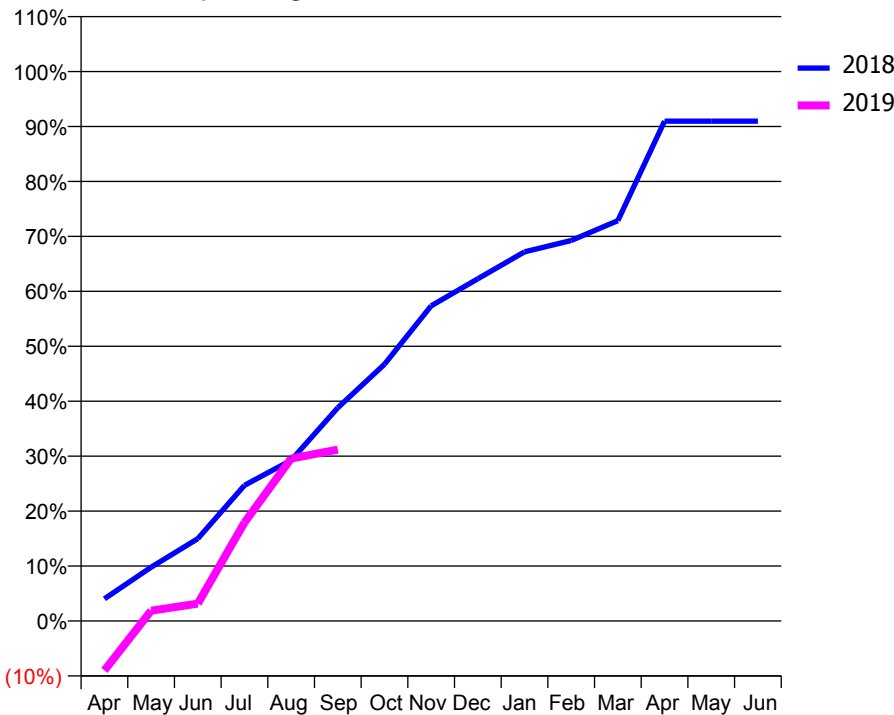
### ACCESS\*

Patients seen in 24 months	Total	Change since previous quarter
Quarter ending September 2017	1,384	
Quarter ending December 2017	1,388	→
Quarter ending March 2018	1,409	→
Quarter ending June 2018	1,464	↑
Quarter ending September 2018	1,517	↑
<b>Variance since September 2017</b>	<b>9.6%</b>	<b>↑</b>



### ACTIVITY

Cumulative percentage of contracted UDA delivered 2018 & 2019



Adjusted Scheduled Activity (UDA)		
Month	2018	2019
April	135	-302
May	328	63
June	502	106
July	827	600
August	980	991
September	1,300	1,045
October	1,566	
November	1,921	
December	2,087	
January	2,251	
February	2,320	
March	2,441	
April	3,047	
May	3,047	
June	3,047	

### QUALITY

	Quantity	Base Number	Contract	AT	Region	England
% of FP17s for the same patient ID Re-attending within 3 months - Children	37	579	6.4%	9.6%	11.1%	11.6%
% of FP17s for the same patient ID Re-attending within 3 months - Adults	83	651	12.7%	13.9%	15.3%	15.5%
% of FP17s for the same patient ID Re-attending between 3 & 9 months - Children	335	579	57.9%	61.8%	61.1%	58.8%
% of FP17s for the same patient ID Re-attending between 3 & 9 months - Adults	281	651	43.2%	53.1%	52.3%	51.1%
% of FP17s for Band 1 Urgent Courses	71	885	8.0%	9.9%	9.5%	9.0%
% of FP17s Relating to Free Repair or Replacements	0	885	0.0%	0.6%	0.7%	0.8%
% of FP17s Relating to Continuations	0	885	0.0%	0.9%	0.8%	0.9%
% of Patients satisfied with the dentistry they have received	1	1	N/A	92.6%	93.6%	93.3%
% of Patients satisfied with the time they had to wait for an appointment	1	1	N/A	89.8%	88.8%	88.9%

\* This is based on patients treated on this contract for their most recent course of treatment. Figures in italics indicate the base number of FP17s or Patient Questionnaire responses are less than 100. N/A is shown where the base number of responses is less than 10 during the period. % is calculated as Quantity/Base number\*100

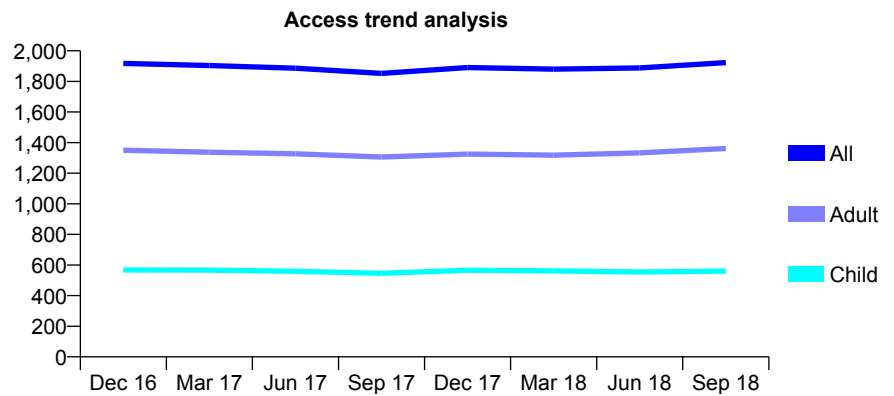
## Q70 - Vital Signs At a Glance Contract Report for 253804/0001 - September 2018

Name or company name	MRS SC FENTON
Contract type name	GDS Contract
Purpose of contract	General
Contract start date	01/04/2006
Contract end date	

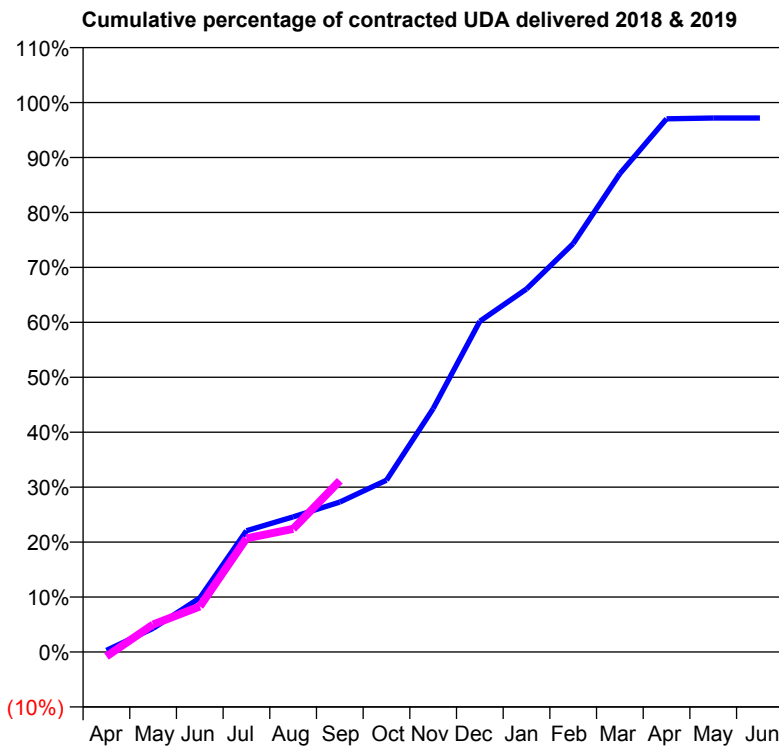
18/19 Contracted general activity (UDA)	6,500
Carry forward general activity (UDA)	183
18/19 Contracted orthodontic activity (UOA)	0
Carry forward orthodontic activity (UOA)	0
Baseline contract value	£153,930.91

### ACCESS\*

Patients seen in 24 months	Total	Change since previous quarter
Quarter ending September 2017	1,852	
Quarter ending December 2017	1,891	↑
Quarter ending March 2018	1,880	→
Quarter ending June 2018	1,888	→
Quarter ending September 2018	1,923	→
<b>Variance since September 2017</b>	<b>3.8%</b>	<b>↑</b>



### ACTIVITY



Month	Adjusted Scheduled Activity (UDA)	
	2018	2019
April	20	-52
May	281	326
June	640	539
July	1,434	1,344
August	1,599	1,457
September	1,773	2,026
October	2,032	
November	2,879	
December	3,912	
January	4,294	
February	4,831	
March	5,659	
April	6,306	
May	6,316	
June	6,316	

### QUALITY

	Quantity	Base Number	Contract	AT	Region	England
% of FP17s for the same patient ID Re-attending within 3 months - Children	28	460	6.1%	9.6%	11.1%	11.6%
% of FP17s for the same patient ID Re-attending within 3 months - Adults	177	1,071	16.5%	13.9%	15.3%	15.5%
% of FP17s for the same patient ID Re-attending between 3 & 9 months - Children	337	460	73.3%	61.8%	61.1%	58.8%
% of FP17s for the same patient ID Re-attending between 3 & 9 months - Adults	682	1,071	63.7%	53.1%	52.3%	51.1%
% of FP17s for Band 1 Urgent Courses	97	1,271	7.6%	9.9%	9.5%	9.0%
% of FP17s Relating to Free Repair or Replacements	18	1,271	1.4%	0.6%	0.7%	0.8%
% of FP17s Relating to Continuations	9	1,271	0.7%	0.9%	0.8%	0.9%
% of Patients satisfied with the dentistry they have received	0	0	N/A	92.6%	93.6%	93.3%
% of Patients satisfied with the time they had to wait for an appointment	0	0	N/A	89.8%	88.8%	88.9%

\* This is based on patients treated on this contract for their most recent course of treatment. Figures in italics indicate the base number of FP17s or Patient Questionnaire responses are less than 100. N/A is shown where the base number of responses is less than 10 during the period. % is calculated as Quantity/Base number\*100

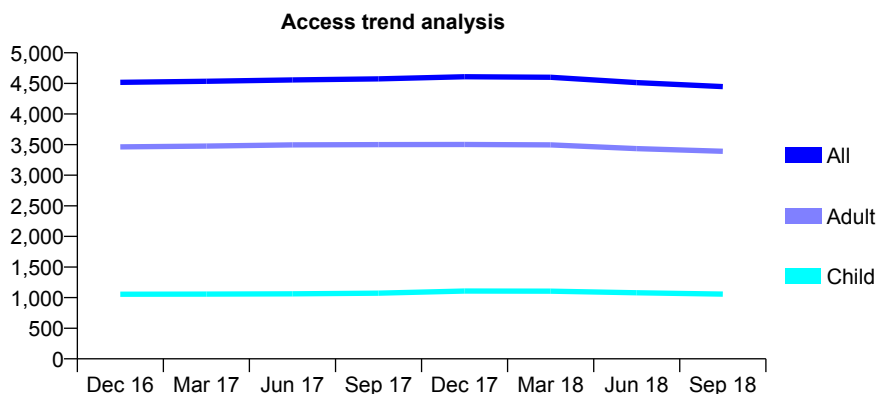
## Q70 - Vital Signs At a Glance Contract Report for 256617/0002 - September 2018

Name or company name	MR NK TANK
Contract type name	GDS Contract
Purpose of contract	General
Contract start date	01/07/2006
Contract end date	

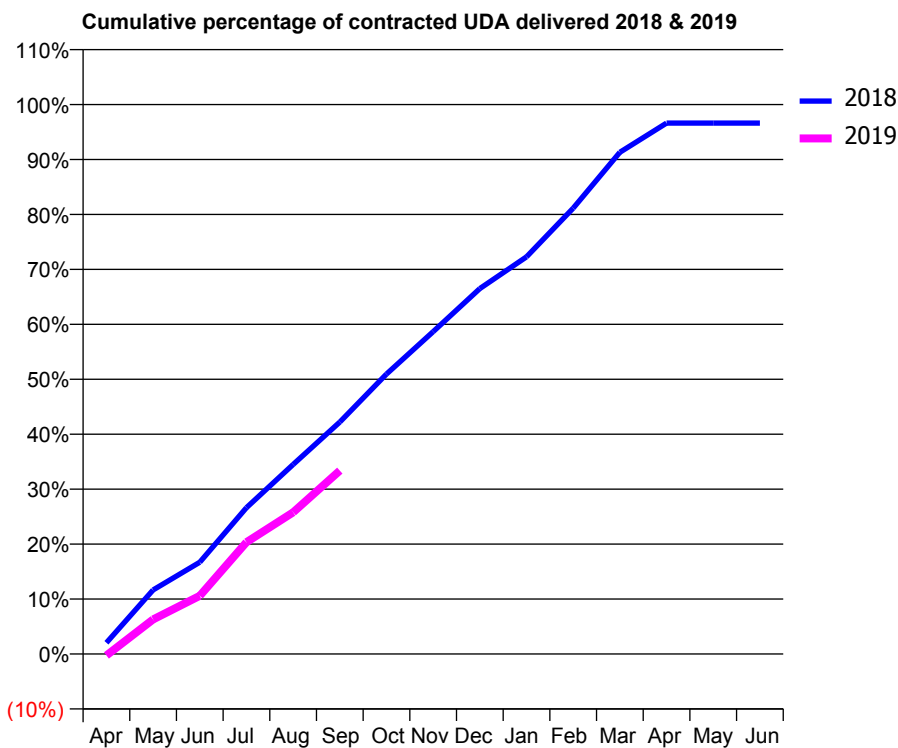
18/19 Contracted general activity (UDA)	12,500
Carry forward general activity (UDA)	421
18/19 Contracted orthodontic activity (UOA)	0
Carry forward orthodontic activity (UOA)	0
Baseline contract value	£353,204.30

### ACCESS\*

Patients seen in 24 months	Total	Change since previous quarter
Quarter ending September 2017	4,574	
Quarter ending December 2017	4,610	→
Quarter ending March 2018	4,601	→
Quarter ending June 2018	4,514	↓
Quarter ending September 2018	4,448	↓
<b>Variance since September 2017</b>	<b>(2.8%)</b>	<b>↓</b>



### ACTIVITY



Month	Adjusted Scheduled Activity (UDA)	
	2018	2019
April	255	-34
May	1,456	786
June	2,088	1,324
July	3,330	2,544
August	4,311	3,222
September	5,277	4,173
October	6,370	
November	7,334	
December	8,312	
January	9,034	
February	10,141	
March	11,412	
April	12,077	
May	12,078	
June	12,079	

### QUALITY

	Quantity	Base Number	Contract	AT	Region	England
% of FP17s for the same patient ID Re-attending within 3 months - Children	56	869	6.4%	9.6%	11.1%	11.6%
% of FP17s for the same patient ID Re-attending within 3 months - Adults	344	2,298	15.0%	13.9%	15.3%	15.5%
% of FP17s for the same patient ID Re-attending between 3 & 9 months - Children	592	869	68.1%	61.8%	61.1%	58.8%
% of FP17s for the same patient ID Re-attending between 3 & 9 months - Adults	1,247	2,298	54.3%	53.1%	52.3%	51.1%
% of FP17s for Band 1 Urgent Courses	336	2,896	11.6%	9.9%	9.5%	9.0%
% of FP17s Relating to Free Repair or Replacements	27	2,896	0.9%	0.6%	0.7%	0.8%
% of FP17s Relating to Continuations	10	2,896	0.3%	0.9%	0.8%	0.9%
% of Patients satisfied with the dentistry they have received	7	7	N/A	92.6%	93.6%	93.3%
% of Patients satisfied with the time they had to wait for an appointment	7	7	N/A	89.8%	88.8%	88.9%

\* This is based on patients treated on this contract for their most recent course of treatment. Figures in italics indicate the base number of FP17s or Patient Questionnaire responses are less than 100. N/A is shown where the base number of responses is less than 10 during the period. % is calculated as Quantity/Base number\*100

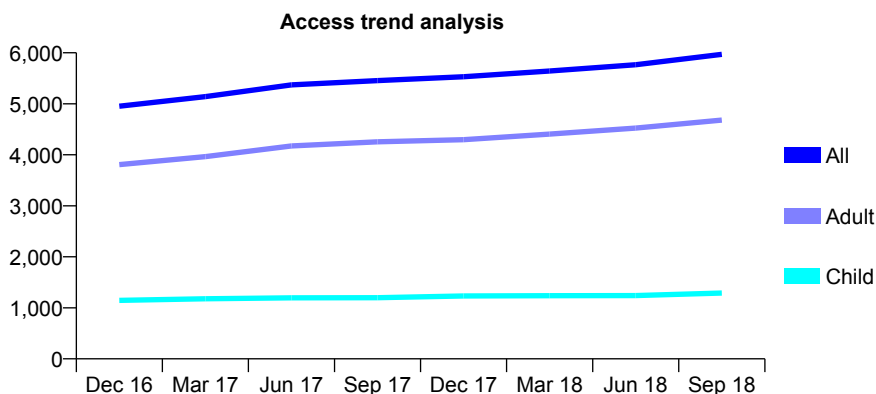
## Q70 - Vital Signs At a Glance Contract Report for 258385/0001 - September 2018

Name or company name	MR PD WOODHOUSE
Contract type name	GDS Contract
Purpose of contract	General
Contract start date	01/04/2006
Contract end date	

18/19 Contracted general activity (UDA)	14,269
Carry forward general activity (UDA)	519
18/19 Contracted orthodontic activity (UOA)	0
Carry forward orthodontic activity (UOA)	0
Baseline contract value	£424,456.14

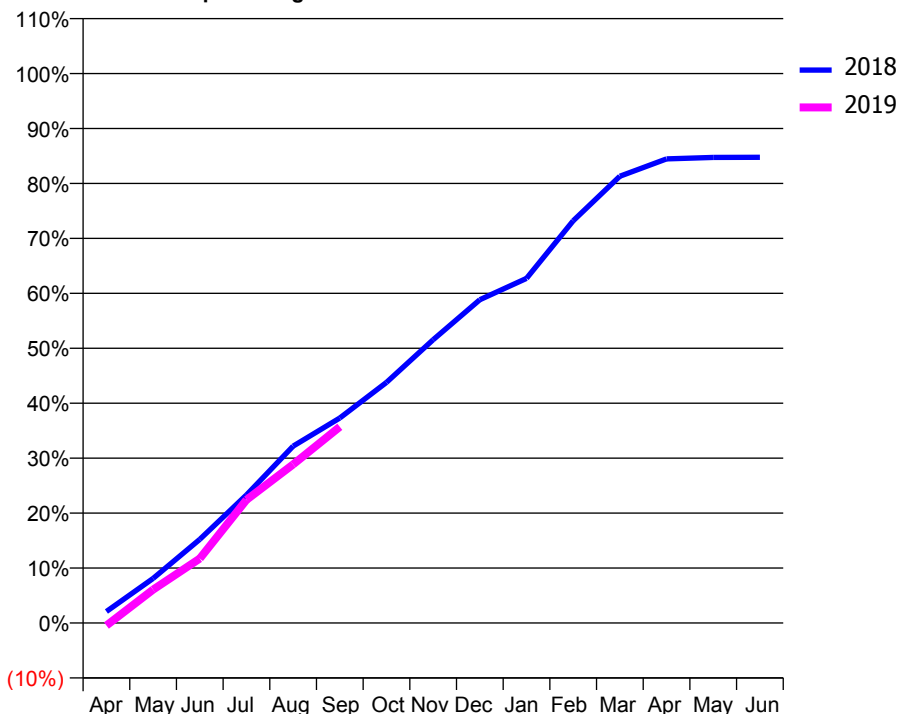
### ACCESS\*

Patients seen in 24 months	Total	Change since previous quarter
Quarter ending September 2017	5,454	
Quarter ending December 2017	5,530	→
Quarter ending March 2018	5,644	↑
Quarter ending June 2018	5,766	↑
Quarter ending September 2018	5,970	↑
<b>Variance since September 2017</b>	<b>9.5%</b>	<b>↑</b>



### ACTIVITY

Cumulative percentage of contracted UDA delivered 2018 & 2019



Month	Adjusted Scheduled Activity (UDA)	
	2018	2019
April	301	-67
May	1,159	867
June	2,172	1,674
July	3,327	3,198
August	4,595	4,120
September	5,323	5,095
October	6,250	
November	7,355	
December	8,396	
January	8,950	
February	10,445	
March	11,602	
April	12,053	
May	12,091	
June	12,094	

### QUALITY

	Quantity	Base Number	Contract	AT	Region	England
% of FP17s for the same patient ID Re-attending within 3 months - Children	75	1,027	7.3%	9.6%	11.1%	11.6%
% of FP17s for the same patient ID Re-attending within 3 months - Adults	572	3,647	15.7%	13.9%	15.3%	15.5%
% of FP17s for the same patient ID Re-attending between 3 & 9 months - Children	608	1,027	59.2%	61.8%	61.1%	58.8%
% of FP17s for the same patient ID Re-attending between 3 & 9 months - Adults	1,973	3,647	54.1%	53.1%	52.3%	51.1%
% of FP17s for Band 1 Urgent Courses	521	3,307	15.8%	9.9%	9.5%	9.0%
% of FP17s Relating to Free Repair or Replacements	32	3,307	1.0%	0.6%	0.7%	0.8%
% of FP17s Relating to Continuations	47	3,307	1.4%	0.9%	0.8%	0.9%
% of Patients satisfied with the dentistry they have received	7	7	N/A	92.6%	93.6%	93.3%
% of Patients satisfied with the time they had to wait for an appointment	5	7	N/A	89.8%	88.8%	88.9%

\* This is based on patients treated on this contract for their most recent course of treatment. Figures in italics indicate the base number of FP17s or Patient Questionnaire responses are less than 100. N/A is shown where the base number of responses is less than 10 during the period. % is calculated as Quantity/Base number\*100

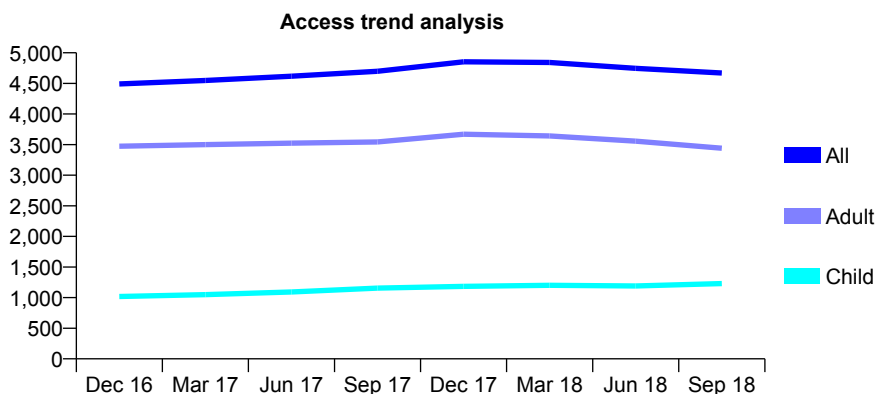
## Q70 - Vital Signs At a Glance Contract Report for 262471/0001 - September 2018

Name or company name	MR B ANSARI
Contract type name	GDS Contract
Purpose of contract	General
Contract start date	01/04/2006
Contract end date	

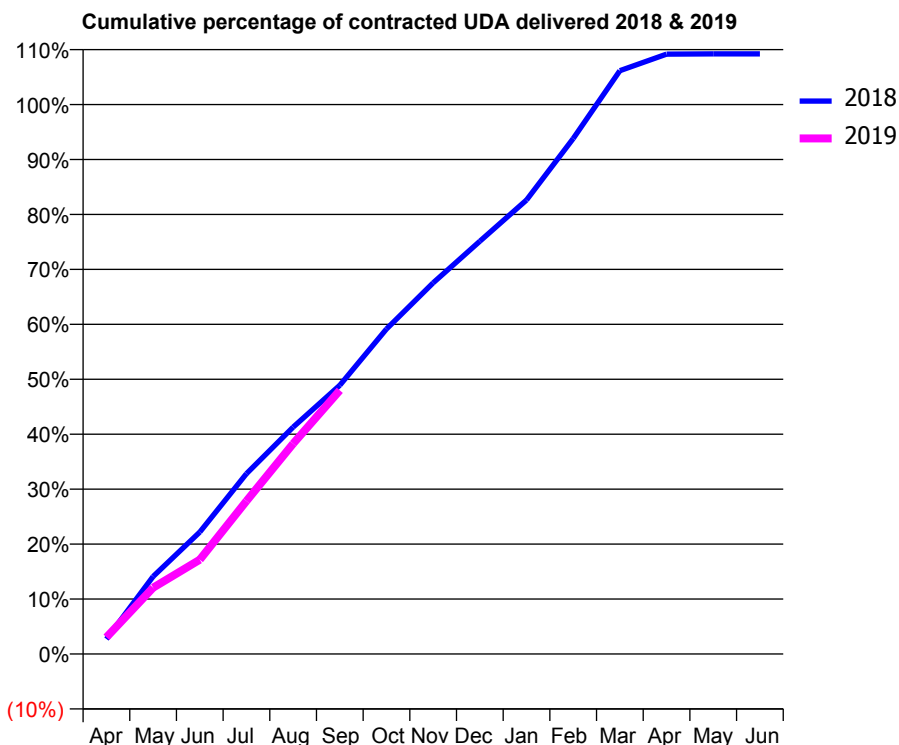
18/19 Contracted general activity (UDA)	14,743
Carry forward general activity (UDA)	0
18/19 Contracted orthodontic activity (UOA)	0
Carry forward orthodontic activity (UOA)	0
Baseline contract value	£365,514.06

### ACCESS\*

Patients seen in 24 months	Total	Change since previous quarter
Quarter ending September 2017	4,698	
Quarter ending December 2017	4,854	↑
Quarter ending March 2018	4,843	→
Quarter ending June 2018	4,747	↓
Quarter ending September 2018	4,671	↓
<b>Variance since September 2017</b>	<b>(0.6%)</b>	→



### ACTIVITY



Month	Adjusted Scheduled Activity (UDA)	
	2018	2019
April	402	448
May	2,079	1,779
June	3,271	2,532
July	4,838	4,104
August	6,087	5,644
September	7,210	7,074
October	8,720	
November	9,957	
December	11,075	
January	12,179	
February	13,829	
March	15,652	
April	16,095	
May	16,102	
June	16,100	

### QUALITY

	Quantity	Base Number	Contract	AT	Region	England
% of FP17s for the same patient ID Re-attending within 3 months - Children	106	835	12.7%	9.6%	11.1%	11.6%
% of FP17s for the same patient ID Re-attending within 3 months - Adults	285	1,789	15.9%	13.9%	15.3%	15.5%
% of FP17s for the same patient ID Re-attending between 3 & 9 months - Children	463	835	55.4%	61.8%	61.1%	58.8%
% of FP17s for the same patient ID Re-attending between 3 & 9 months - Adults	840	1,789	47.0%	53.1%	52.3%	51.1%
% of FP17s for Band 1 Urgent Courses	330	2,460	13.4%	9.9%	9.5%	9.0%
% of FP17s Relating to Free Repair or Replacements	13	2,460	0.5%	0.6%	0.7%	0.8%
% of FP17s Relating to Continuations	20	2,460	0.8%	0.9%	0.8%	0.9%
% of Patients satisfied with the dentistry they have received	2	3	N/A	92.6%	93.6%	93.3%
% of Patients satisfied with the time they had to wait for an appointment	1	3	N/A	89.8%	88.8%	88.9%

\* This is based on patients treated on this contract for their most recent course of treatment. Figures in italics indicate the base number of FP17s or Patient Questionnaire responses are less than 100. N/A is shown where the base number of responses is less than 10 during the period. % is calculated as Quantity/Base number\*100

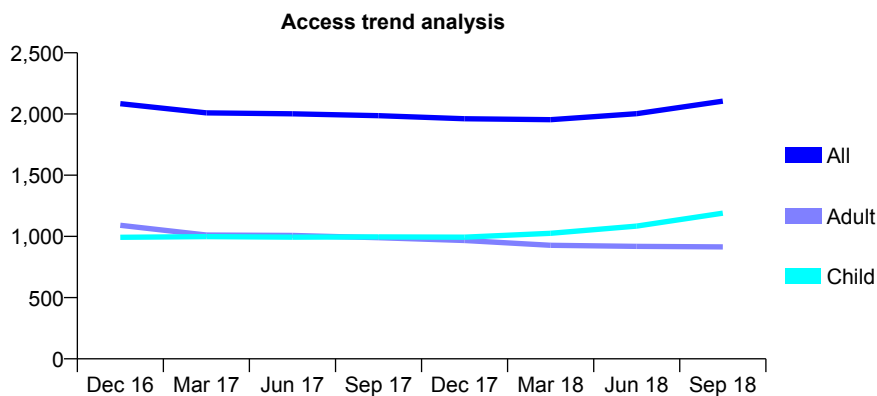
## Q70 - Vital Signs At a Glance Contract Report for 263338/0001 - September 2018

Name or company name	MR GS WILBY-LOPEZ
Contract type name	GDS Contract
Purpose of contract	General
Contract start date	29/09/2006
Contract end date	

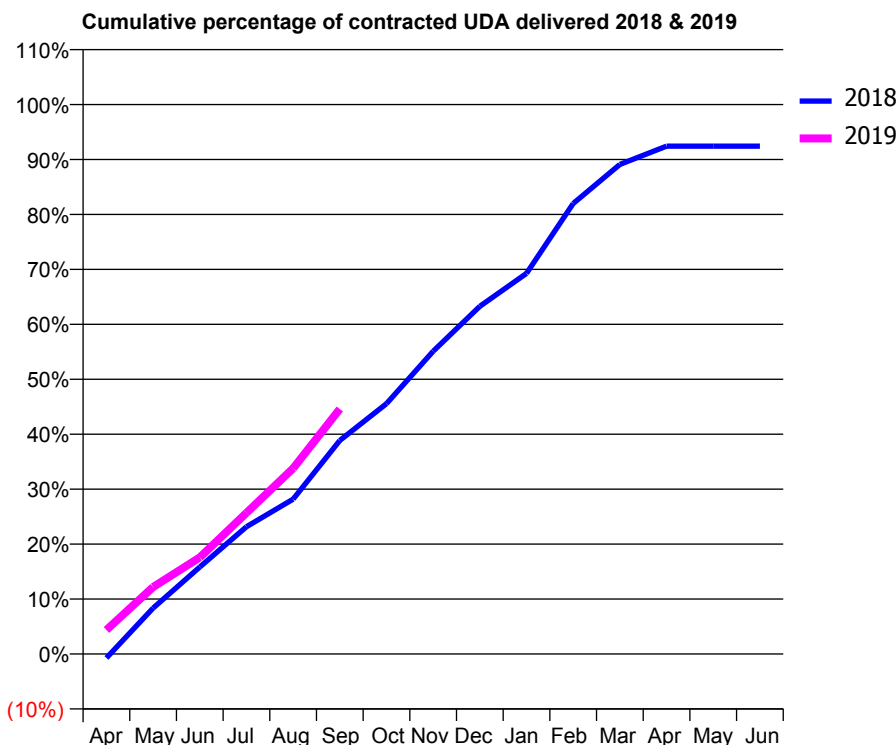
18/19 Contracted general activity (UDA)	5,000
Carry forward general activity (UDA)	0
18/19 Contracted orthodontic activity (UOA)	0
Carry forward orthodontic activity (UOA)	0
Baseline contract value	£121,210.73

### ACCESS\*

Patients seen in 24 months	Total	Change since previous quarter
Quarter ending September 2017	1,986	
Quarter ending December 2017	1,961	↓
Quarter ending March 2018	1,954	→
Quarter ending June 2018	2,003	↑
Quarter ending September 2018	2,105	↑
<b>Variance since September 2017</b>	<b>6.0%</b>	<b>↑</b>



### ACTIVITY



Month	Adjusted Scheduled Activity (UDA)	
	2018	2019
April	-37	219
May	418	610
June	791	879
July	1,158	1,285
August	1,409	1,690
September	1,943	2,230
October	2,278	
November	2,755	
December	3,164	
January	3,463	
February	4,099	
March	4,455	
April	4,621	
May	4,621	
June	4,622	

### QUALITY

	Quantity	Base Number	Contract	AT	Region	England
% of FP17s for the same patient ID Re-attending within 3 months - Children	52	1,047	5.0%	9.6%	11.1%	11.6%
% of FP17s for the same patient ID Re-attending within 3 months - Adults	97	695	14.0%	13.9%	15.3%	15.5%
% of FP17s for the same patient ID Re-attending between 3 & 9 months - Children	615	1,047	58.7%	61.8%	61.1%	58.8%
% of FP17s for the same patient ID Re-attending between 3 & 9 months - Adults	487	695	70.1%	53.1%	52.3%	51.1%
% of FP17s for Band 1 Urgent Courses	100	1,640	6.1%	9.9%	9.5%	9.0%
% of FP17s Relating to Free Repair or Replacements	5	1,640	0.3%	0.6%	0.7%	0.8%
% of FP17s Relating to Continuations	20	1,640	1.2%	0.9%	0.8%	0.9%
% of Patients satisfied with the dentistry they have received	7	8	N/A	92.6%	93.6%	93.3%
% of Patients satisfied with the time they had to wait for an appointment	7	8	N/A	89.8%	88.8%	88.9%

\* This is based on patients treated on this contract for their most recent course of treatment. Figures in italics indicate the base number of FP17s or Patient Questionnaire responses are less than 100. N/A is shown where the base number of responses is less than 10 during the period. % is calculated as Quantity/Base number\*100



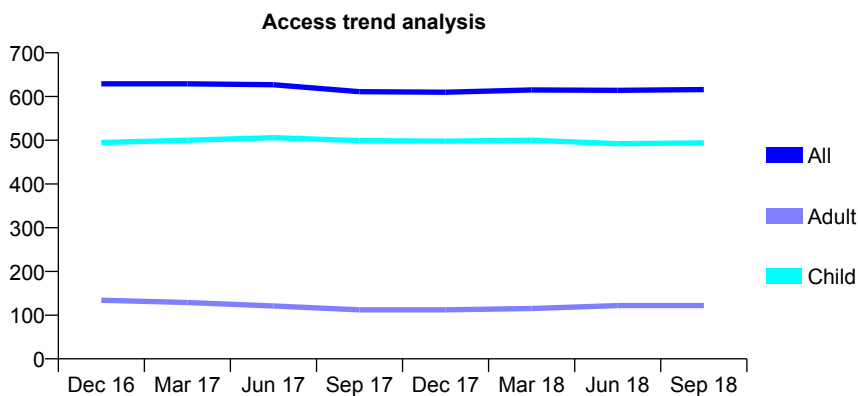
## Q70 - Vital Signs At a Glance Contract Report for 305154/0001 - September 2018

Name or company name	MR PD KENNY
Contract type name	GDS Contract
Purpose of contract	General
Contract start date	01/04/2006
Contract end date	

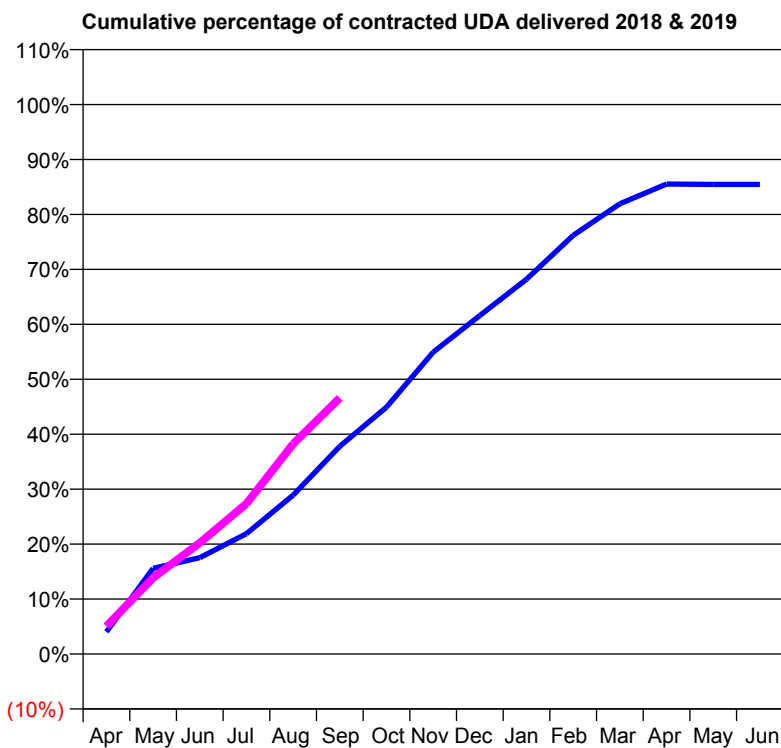
18/19 Contracted general activity (UDA)	1,350
Carry forward general activity (UDA)	0
18/19 Contracted orthodontic activity (UOA)	0
Carry forward orthodontic activity (UOA)	0
Baseline contract value	£28,942.72

### ACCESS\*

Patients seen in 24 months	Total	Change since previous quarter
Quarter ending September 2017	611	
Quarter ending December 2017	610	→
Quarter ending March 2018	615	→
Quarter ending June 2018	614	→
Quarter ending September 2018	616	→
<b>Variance since September 2017</b>	<b>0.8%</b>	<b>→</b>



### ACTIVITY



Adjusted Scheduled Activity (UDA)		
Month	2018	2019
April	54	68
May	210	187
June	237	273
July	296	369
August	390	516
September	510	629
October	607	
November	742	
December	832	
January	921	
February	1,029	
March	1,106	
April	1,155	
May	1,154	
June	1,154	

### QUALITY

	Quantity	Base Number	Contract	AT	Region	England
% of FP17s for the same patient ID Re-attending within 3 months - Children	23	466	4.9%	9.6%	11.1%	11.6%
% of FP17s for the same patient ID Re-attending within 3 months - Adults	3	67	4.5%	13.9%	15.3%	15.5%
% of FP17s for the same patient ID Re-attending between 3 & 9 months - Children	360	466	77.3%	61.8%	61.1%	58.8%
% of FP17s for the same patient ID Re-attending between 3 & 9 months - Adults	37	67	55.2%	53.1%	52.3%	51.1%
% of FP17s for Band 1 Urgent Courses	11	494	2.2%	9.9%	9.5%	9.0%
% of FP17s Relating to Free Repair or Replacements	0	494	0.0%	0.6%	0.7%	0.8%
% of FP17s Relating to Continuations	0	494	0.0%	0.9%	0.8%	0.9%
% of Patients satisfied with the dentistry they have received	0	0	N/A	92.6%	93.6%	93.3%
% of Patients satisfied with the time they had to wait for an appointment	0	0	N/A	89.8%	88.8%	88.9%

\* This is based on patients treated on this contract for their most recent course of treatment. Figures in italics indicate the base number of FP17s or Patient Questionnaire responses are less than 100. N/A is shown where the base number of responses is less than 10 during the period. % is calculated as Quantity/Base number\*100

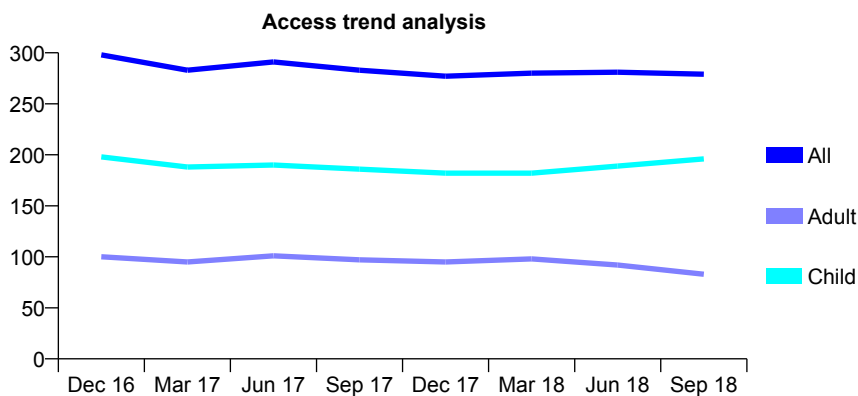
## Q70 - Vital Signs At a Glance Contract Report for 305650/0001 - September 2018

Name or company name	Homemill Dental Surgery
Contract type name	GDS Contract
Purpose of contract	General
Contract start date	01/10/2012
Contract end date	

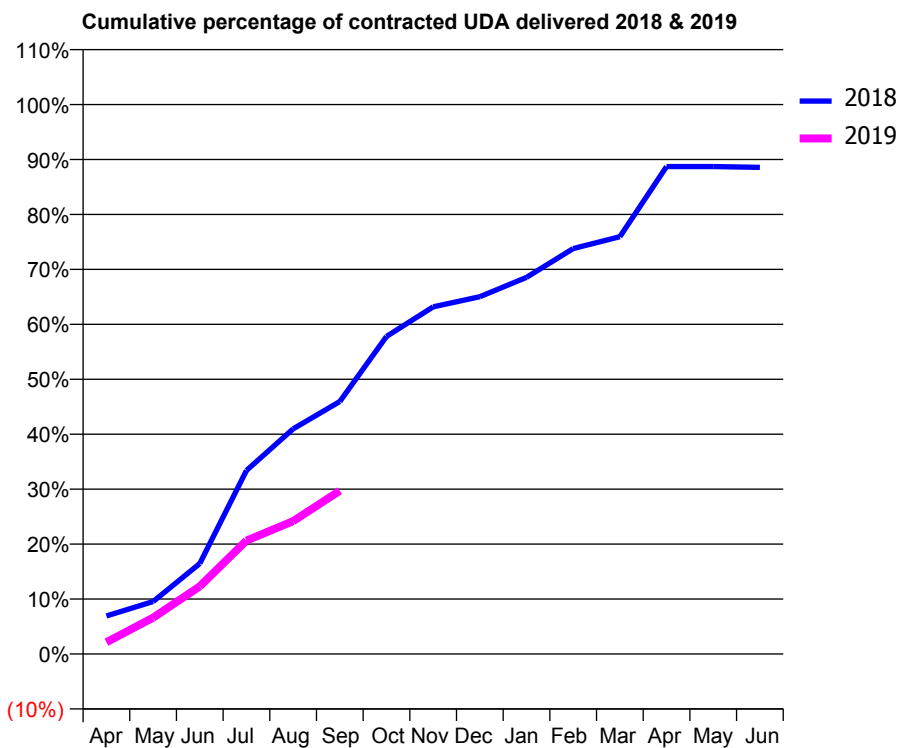
18/19 Contracted general activity (UDA)	650
Carry forward general activity (UDA)	0
18/19 Contracted orthodontic activity (UOA)	0
Carry forward orthodontic activity (UOA)	0
Baseline contract value	£15,247.30

### ACCESS\*

Patients seen in 24 months	Total	Change since previous quarter
Quarter ending September 2017	283	
Quarter ending December 2017	277	↓
Quarter ending March 2018	280	→
Quarter ending June 2018	281	→
Quarter ending September 2018	279	→
<b>Variance since September 2017</b>	<b>(1.4%)</b>	<b>↓</b>



### ACTIVITY



Adjusted Scheduled Activity (UDA)		
Month	2018	2019
April	45	14
May	62	43
June	107	80
July	217	134
August	266	157
September	299	193
October	376	
November	411	
December	423	
January	446	
February	480	
March	494	
April	577	
May	577	
June	576	

### QUALITY

	Quantity	Base Number	Contract	AT	Region	England
% of FP17s for the same patient ID Re-attending within 3 months - Children	6	164	3.7%	9.6%	11.1%	11.6%
% of FP17s for the same patient ID Re-attending within 3 months - Adults	0	25	0.0%	13.9%	15.3%	15.5%
% of FP17s for the same patient ID Re-attending between 3 & 9 months - Children	67	164	40.9%	61.8%	61.1%	58.8%
% of FP17s for the same patient ID Re-attending between 3 & 9 months - Adults	17	25	68.0%	53.1%	52.3%	51.1%
% of FP17s for Band 1 Urgent Courses	1	123	0.8%	9.9%	9.5%	9.0%
% of FP17s Relating to Free Repair or Replacements	0	123	0.0%	0.6%	0.7%	0.8%
% of FP17s Relating to Continuations	2	123	1.6%	0.9%	0.8%	0.9%
% of Patients satisfied with the dentistry they have received	1	1	N/A	92.6%	93.6%	93.3%
% of Patients satisfied with the time they had to wait for an appointment	1	1	N/A	89.8%	88.8%	88.9%

\* This is based on patients treated on this contract for their most recent course of treatment. Figures in italics indicate the base number of FP17s or Patient Questionnaire responses are less than 100. N/A is shown where the base number of responses is less than 10 during the period. % is calculated as Quantity/Base number\*100

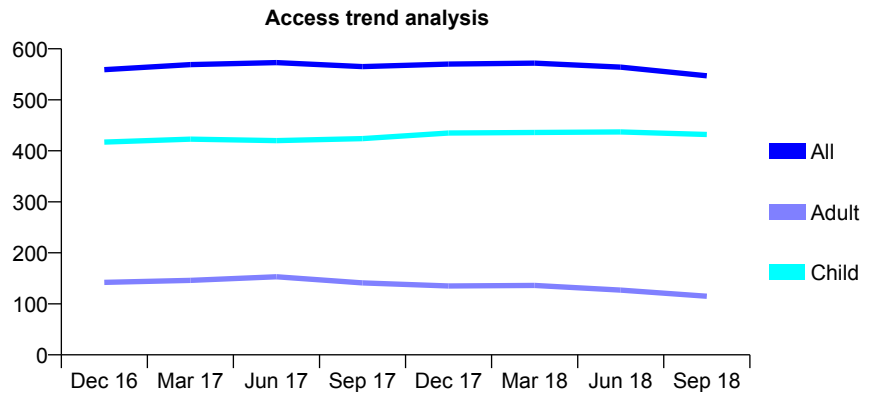
## Q70 - Vital Signs At a Glance Contract Report for 307181/0001 - September 2018

Name or company name	Dr Samit Chitre
Contract type name	GDS Contract
Purpose of contract	General
Contract start date	01/04/2006
Contract end date	

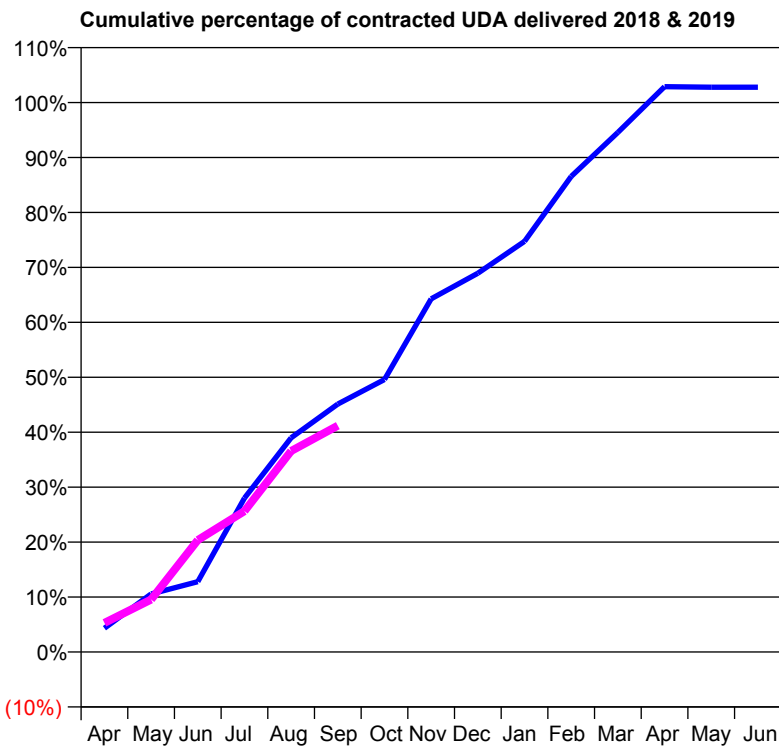
18/19 Contracted general activity (UDA)	1,000
Carry forward general activity (UDA)	0
18/19 Contracted orthodontic activity (UOA)	0
Carry forward orthodontic activity (UOA)	0
Baseline contract value	£23,011.71

### ACCESS\*

Patients seen in 24 months	Total	Change since previous quarter
Quarter ending September 2017	565	
Quarter ending December 2017	570	→
Quarter ending March 2018	572	→
Quarter ending June 2018	564	↓
Quarter ending September 2018	547	↓
<b>Variance since September 2017</b>	<b>(3.2%)</b>	<b>↓</b>



### ACTIVITY



Adjusted Scheduled Activity (UDA)		
Month	2018	2019
April	43	53
May	106	95
June	128	204
July	280	256
August	390	366
September	451	412
October	496	
November	643	
December	689	
January	747	
February	866	
March	946	
April	1,029	
May	1,028	
June	1,028	

### QUALITY

	Quantity	Base Number	Contract	AT	Region	England
% of FP17s for the same patient ID Re-attending within 3 months - Children	22	342	6.4%	9.6%	11.1%	11.6%
% of FP17s for the same patient ID Re-attending within 3 months - Adults	1	38	2.6%	13.9%	15.3%	15.5%
% of FP17s for the same patient ID Re-attending between 3 & 9 months - Children	237	342	69.3%	61.8%	61.1%	58.8%
% of FP17s for the same patient ID Re-attending between 3 & 9 months - Adults	27	38	71.1%	53.1%	52.3%	51.1%
% of FP17s for Band 1 Urgent Courses	15	323	4.6%	9.9%	9.5%	9.0%
% of FP17s Relating to Free Repair or Replacements	1	323	0.3%	0.6%	0.7%	0.8%
% of FP17s Relating to Continuations	3	323	0.9%	0.9%	0.8%	0.9%
% of Patients satisfied with the dentistry they have received	0	0	N/A	92.6%	93.6%	93.3%
% of Patients satisfied with the time they had to wait for an appointment	0	0	N/A	89.8%	88.8%	88.9%

\* This is based on patients treated on this contract for their most recent course of treatment. Figures in italics indicate the base number of FP17s or Patient Questionnaire responses are less than 100. N/A is shown where the base number of responses is less than 10 during the period. % is calculated as Quantity/Base number\*100

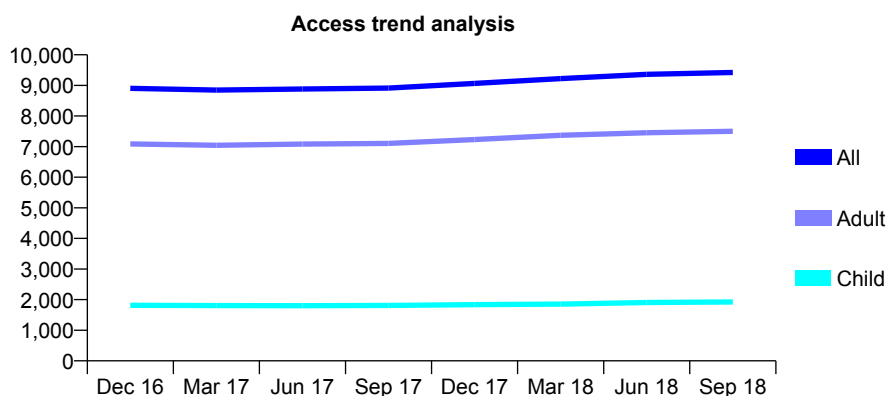
## Q70 - Vital Signs At a Glance Contract Report for 321532/0001 - September 2018

Name or company name	Maple House Dental Practice
Contract type name	GDS Contract
Purpose of contract	General
Contract start date	01/04/2006
Contract end date	

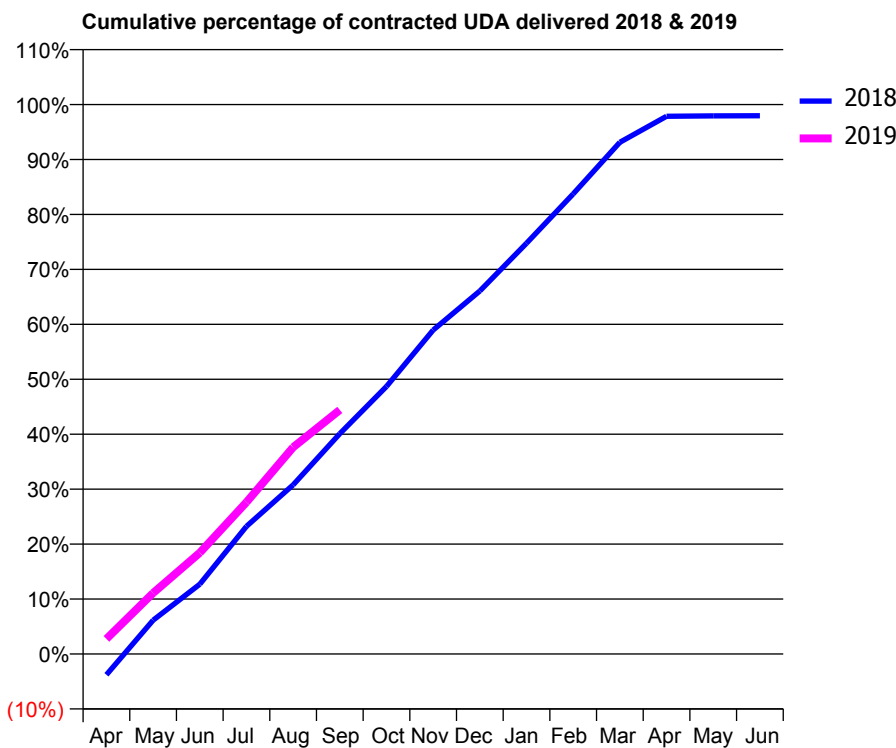
18/19 Contracted general activity (UDA)	25,659
Carry forward general activity (UDA)	523
18/19 Contracted orthodontic activity (UOA)	0
Carry forward orthodontic activity (UOA)	0
Baseline contract value	£567,408.33

### ACCESS\*

Patients seen in 24 months	Total	Change since previous quarter
Quarter ending September 2017	8,915	
Quarter ending December 2017	9,067	→
Quarter ending March 2018	9,224	→
Quarter ending June 2018	9,360	→
Quarter ending September 2018	9,424	→
<b>Variance since September 2017</b>	<b>5.7%</b>	<b>↑</b>



### ACTIVITY



Adjusted Scheduled Activity (UDA)		
Month	2018	2019
April	-976	706
May	1,577	2,850
June	3,262	4,727
July	5,961	7,086
August	7,897	9,656
September	10,289	11,400
October	12,494	
November	15,128	
December	16,950	
January	19,179	
February	21,484	
March	23,896	
April	25,108	
May	25,125	
June	25,135	

### QUALITY

	Quantity	Base Number	Contract	AT	Region	England
% of FP17s for the same patient ID Re-attending within 3 months - Children	72	1,564	4.6%	9.6%	11.1%	11.6%
% of FP17s for the same patient ID Re-attending within 3 months - Adults	688	5,981	11.5%	13.9%	15.3%	15.5%
% of FP17s for the same patient ID Re-attending between 3 & 9 months - Children	1,002	1,564	64.1%	61.8%	61.1%	58.8%
% of FP17s for the same patient ID Re-attending between 3 & 9 months - Adults	3,995	5,981	66.8%	53.1%	52.3%	51.1%
% of FP17s for Band 1 Urgent Courses	354	6,388	5.5%	9.9%	9.5%	9.0%
% of FP17s Relating to Free Repair or Replacements	65	6,388	1.0%	0.6%	0.7%	0.8%
% of FP17s Relating to Continuations	103	6,388	1.6%	0.9%	0.8%	0.9%
% of Patients satisfied with the dentistry they have received	2	3	N/A	92.6%	93.6%	93.3%
% of Patients satisfied with the time they had to wait for an appointment	3	3	N/A	89.8%	88.8%	88.9%

\* This is based on patients treated on this contract for their most recent course of treatment. Figures in italics indicate the base number of FP17s or Patient Questionnaire responses are less than 100. N/A is shown where the base number of responses is less than 10 during the period. % is calculated as Quantity/Base number\*100

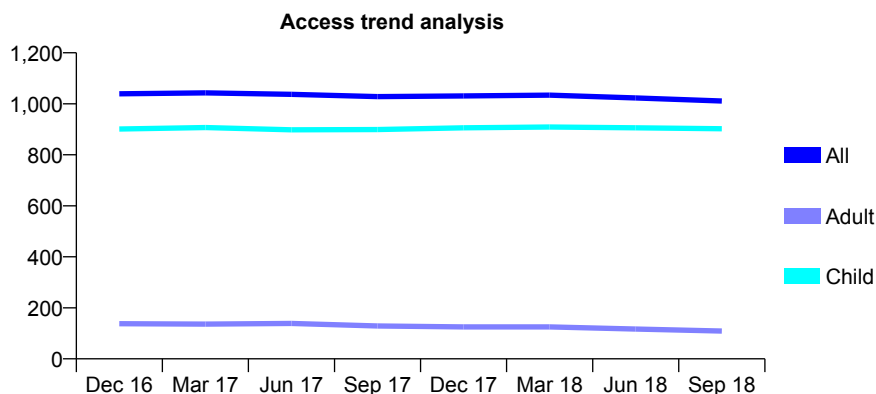
## Q70 - Vital Signs At a Glance Contract Report for 321788/0001 - September 2018

Name or company name	MR GH MORRIS
Contract type name	GDS Contract
Purpose of contract	General
Contract start date	01/04/2006
Contract end date	

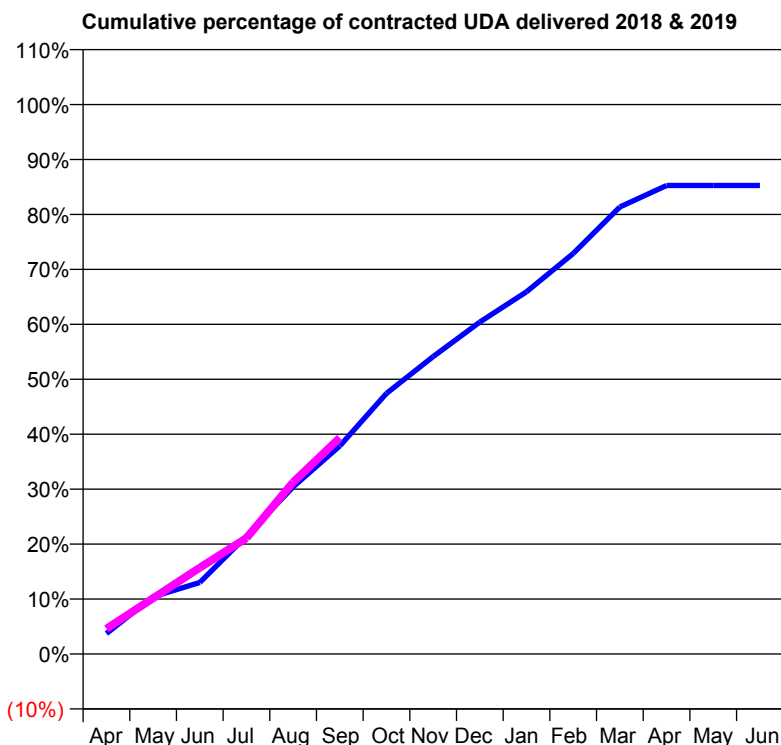
18/19 Contracted general activity (UDA)	2,150
Carry forward general activity (UDA)	0
18/19 Contracted orthodontic activity (UOA)	0
Carry forward orthodontic activity (UOA)	0
Baseline contract value	£52,459.35

### ACCESS\*

Patients seen in 24 months	Total	Change since previous quarter
Quarter ending September 2017	1,028	
Quarter ending December 2017	1,031	→
Quarter ending March 2018	1,034	→
Quarter ending June 2018	1,023	↓
Quarter ending September 2018	1,011	↓
<b>Variance since September 2017</b>	<b>(1.7%)</b>	<b>↓</b>



### ACTIVITY



Adjusted Scheduled Activity (UDA)		
Month	2018	2019
April	80	99
May	224	218
June	280	338
July	462	454
August	654	672
September	814	846
October	1,020	
November	1,164	
December	1,299	
January	1,417	
February	1,567	
March	1,749	
April	1,833	
May	1,833	
June	1,833	

### QUALITY

	Quantity	Base Number	Contract	AT	Region	England
% of FP17s for the same patient ID Re-attending within 3 months - Children	39	709	5.5%	9.6%	11.1%	11.6%
% of FP17s for the same patient ID Re-attending within 3 months - Adults	3	31	9.7%	13.9%	15.3%	15.5%
% of FP17s for the same patient ID Re-attending between 3 & 9 months - Children	460	709	64.9%	61.8%	61.1%	58.8%
% of FP17s for the same patient ID Re-attending between 3 & 9 months - Adults	15	31	48.4%	53.1%	52.3%	51.1%
% of FP17s for Band 1 Urgent Courses	30	675	4.4%	9.9%	9.5%	9.0%
% of FP17s Relating to Free Repair or Replacements	0	675	0.0%	0.6%	0.7%	0.8%
% of FP17s Relating to Continuations	0	675	0.0%	0.9%	0.8%	0.9%
% of Patients satisfied with the dentistry they have received	0	0	N/A	92.6%	93.6%	93.3%
% of Patients satisfied with the time they had to wait for an appointment	0	0	N/A	89.8%	88.8%	88.9%

\* This is based on patients treated on this contract for their most recent course of treatment. Figures in italics indicate the base number of FP17s or Patient Questionnaire responses are less than 100. N/A is shown where the base number of responses is less than 10 during the period. % is calculated as Quantity/Base number\*100

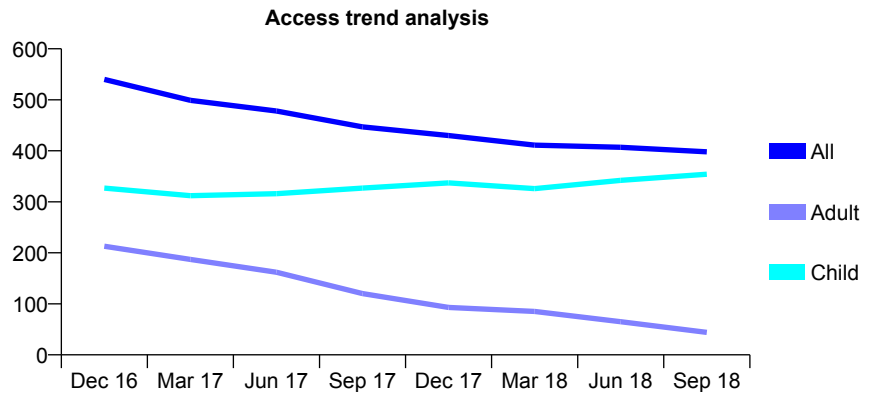
## Q70 - Vital Signs At a Glance Contract Report for 321974/0001 - September 2018

Name or company name	MR AE INMAN
Contract type name	GDS Contract
Purpose of contract	General
Contract start date	01/04/2006
Contract end date	

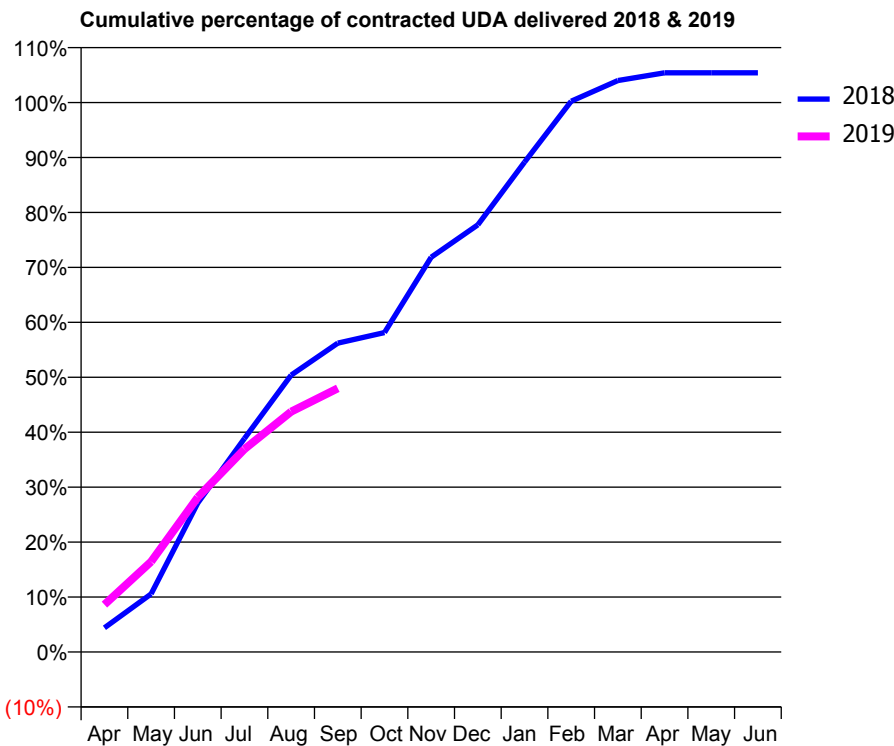
18/19 Contracted general activity (UDA)	782
Carry forward general activity (UDA)	0
18/19 Contracted orthodontic activity (UOA)	0
Carry forward orthodontic activity (UOA)	0
Baseline contract value	£19,621.22

### ACCESS\*

Patients seen in 24 months	Total	Change since previous quarter
Quarter ending September 2017	447	
Quarter ending December 2017	430	↓
Quarter ending March 2018	411	↓
Quarter ending June 2018	407	→
Quarter ending September 2018	398	↓
<b>Variance since September 2017</b>	<b>(11.0%)</b>	<b>↓</b>



### ACTIVITY



Month	Adjusted Scheduled Activity (UDA)	
	2018	2019
April	34	67
May	83	129
June	212	220
July	304	289
August	394	342
September	440	375
October	455	
November	562	
December	608	
January	697	
February	784	
March	813	
April	824	
May	824	
June	824	

### QUALITY

	Quantity	Base Number	Contract	AT	Region	England
% of FP17s for the same patient ID Re-attending within 3 months - Children	19	307	6.2%	9.6%	11.1%	11.6%
% of FP17s for the same patient ID Re-attending within 3 months - Adults	1	1	100.0%	13.9%	15.3%	15.5%
% of FP17s for the same patient ID Re-attending between 3 & 9 months - Children	205	307	66.8%	61.8%	61.1%	58.8%
% of FP17s for the same patient ID Re-attending between 3 & 9 months - Adults	0	1	0.0%	53.1%	52.3%	51.1%
% of FP17s for Band 1 Urgent Courses	11	303	3.6%	9.9%	9.5%	9.0%
% of FP17s Relating to Free Repair or Replacements	0	303	0.0%	0.6%	0.7%	0.8%
% of FP17s Relating to Continuations	1	303	0.3%	0.9%	0.8%	0.9%
% of Patients satisfied with the dentistry they have received	0	0	N/A	92.6%	93.6%	93.3%
% of Patients satisfied with the time they had to wait for an appointment	0	0	N/A	89.8%	88.8%	88.9%

\* This is based on patients treated on this contract for their most recent course of treatment. Figures in italics indicate the base number of FP17s or Patient Questionnaire responses are less than 100. N/A is shown where the base number of responses is less than 10 during the period. % is calculated as Quantity/Base number\*100

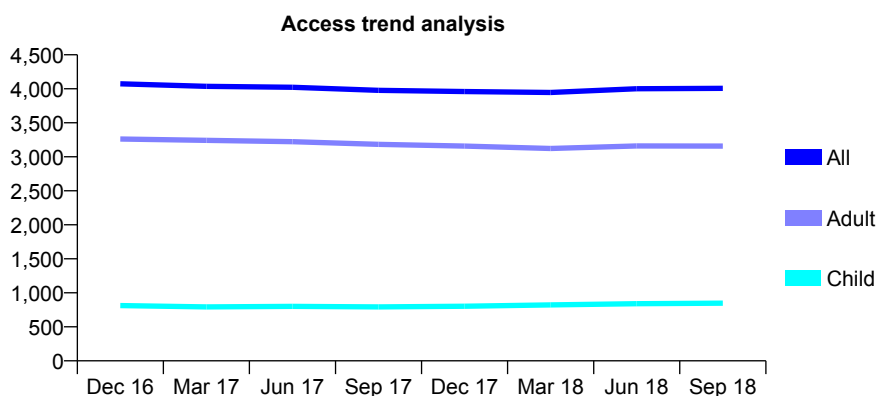
## Q70 - Vital Signs At a Glance Contract Report for 323551/0001 - September 2018

Name or company name	Thistledene Dental Practice
Contract type name	GDS Contract
Purpose of contract	General
Contract start date	01/04/2006
Contract end date	

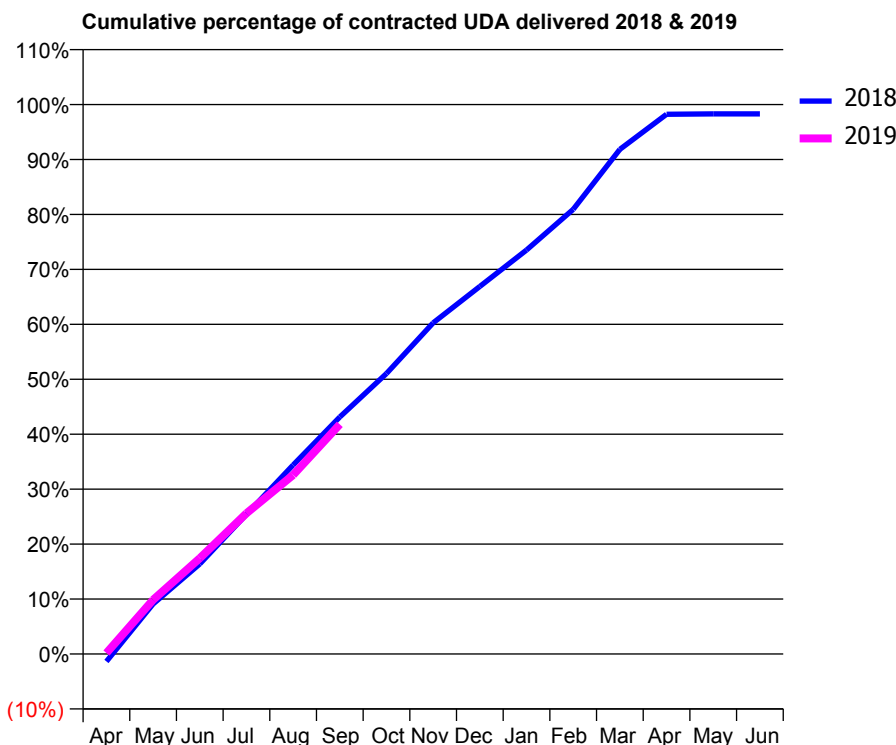
18/19 Contracted general activity (UDA)	14,000
Carry forward general activity (UDA)	238
18/19 Contracted orthodontic activity (UOA)	0
Carry forward orthodontic activity (UOA)	0
Baseline contract value	£357,678.11

### ACCESS\*

Patients seen in 24 months	Total	Change since previous quarter
Quarter ending September 2017	3,977	
Quarter ending December 2017	3,960	→
Quarter ending March 2018	3,946	→
Quarter ending June 2018	4,000	→
Quarter ending September 2018	4,006	→
<b>Variance since September 2017</b>	<b>0.7%</b>	<b>→</b>



### ACTIVITY



Month	Adjusted Scheduled Activity (UDA)	
	2018	2019
April	-193	25
May	1,277	1,380
June	2,296	2,441
July	3,559	3,586
August	4,814	4,560
September	6,039	5,853
October	7,146	
November	8,436	
December	9,366	
January	10,293	
February	11,329	
March	12,859	
April	13,751	
May	13,762	
June	13,762	

### QUALITY

	Quantity	Base Number	Contract	AT	Region	England
% of FP17s for the same patient ID Re-attending within 3 months - Children	29	680	4.3%	9.6%	11.1%	11.6%
% of FP17s for the same patient ID Re-attending within 3 months - Adults	351	2,553	13.7%	13.9%	15.3%	15.5%
% of FP17s for the same patient ID Re-attending between 3 & 9 months - Children	478	680	70.3%	61.8%	61.1%	58.8%
% of FP17s for the same patient ID Re-attending between 3 & 9 months - Adults	1,733	2,553	67.9%	53.1%	52.3%	51.1%
% of FP17s for Band 1 Urgent Courses	105	2,881	3.6%	9.9%	9.5%	9.0%
% of FP17s Relating to Free Repair or Replacements	23	2,881	0.8%	0.6%	0.7%	0.8%
% of FP17s Relating to Continuations	55	2,881	1.9%	0.9%	0.8%	0.9%
% of Patients satisfied with the dentistry they have received	5	5	N/A	92.6%	93.6%	93.3%
% of Patients satisfied with the time they had to wait for an appointment	4	5	N/A	89.8%	88.8%	88.9%

\* This is based on patients treated on this contract for their most recent course of treatment. Figures in italics indicate the base number of FP17s or Patient Questionnaire responses are less than 100. N/A is shown where the base number of responses is less than 10 during the period. % is calculated as Quantity/Base number\*100



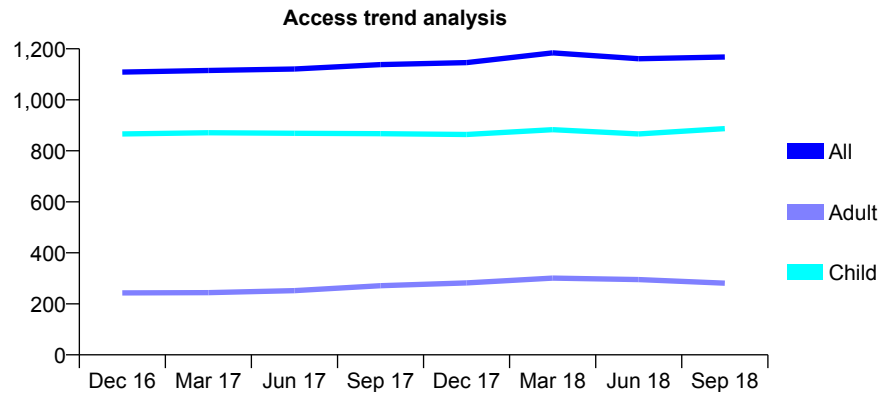
## Q70 - Vital Signs At a Glance Contract Report for 324094/0001 - September 2018

Name or company name	MISS SJ WESTHEAD
Contract type name	GDS Contract
Purpose of contract	General
Contract start date	01/04/2006
Contract end date	

18/19 Contracted general activity (UDA)	2,935
Carry forward general activity (UDA)	0
18/19 Contracted orthodontic activity (UOA)	0
Carry forward orthodontic activity (UOA)	0
Baseline contract value	£71,880.52

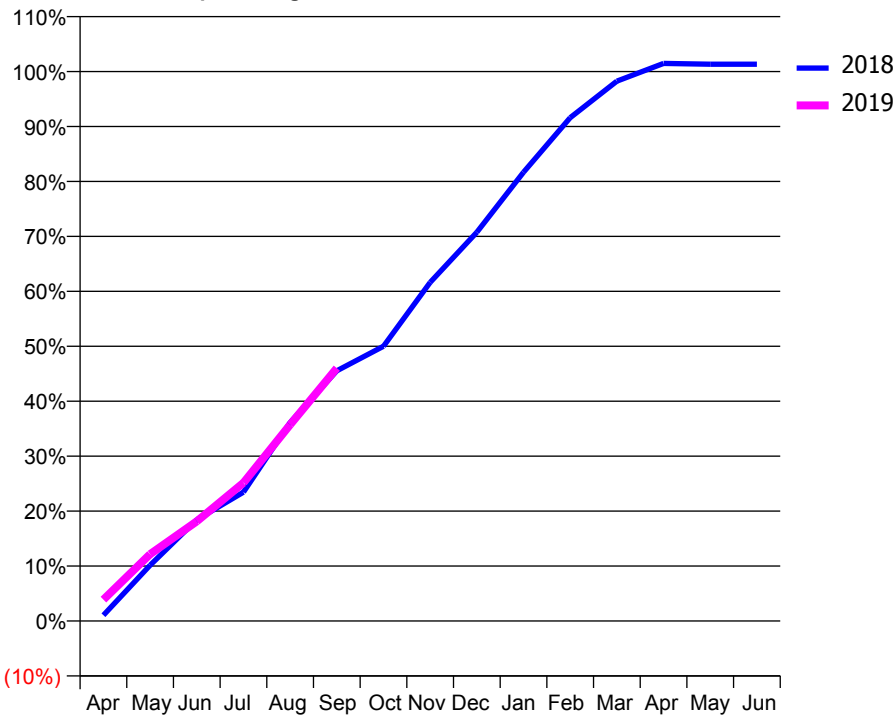
### ACCESS\*

Patients seen in 24 months	Total	Change since previous quarter
Quarter ending September 2017	1,138	
Quarter ending December 2017	1,146	→
Quarter ending March 2018	1,184	↑
Quarter ending June 2018	1,161	↓
Quarter ending September 2018	1,168	→
<b>Variance since September 2017</b>	<b>2.6%</b>	<b>↑</b>



### ACTIVITY

Cumulative percentage of contracted UDA delivered 2018 & 2019



Month	Adjusted Scheduled Activity (UDA)	
	2018	2019
April	31	114
May	298	357
June	541	532
July	689	738
August	1,060	1,049
September	1,337	1,351
October	1,468	
November	1,809	
December	2,076	
January	2,397	
February	2,688	
March	2,883	
April	2,978	
May	2,974	
June	2,974	

### QUALITY

	Quantity	Base Number	Contract	AT	Region	England
% of FP17s for the same patient ID Re-attending within 3 months - Children	73	841	8.7%	9.6%	11.1%	11.6%
% of FP17s for the same patient ID Re-attending within 3 months - Adults	28	156	17.9%	13.9%	15.3%	15.5%
% of FP17s for the same patient ID Re-attending between 3 & 9 months - Children	610	841	72.5%	61.8%	61.1%	58.8%
% of FP17s for the same patient ID Re-attending between 3 & 9 months - Adults	92	156	59.0%	53.1%	52.3%	51.1%
% of FP17s for Band 1 Urgent Courses	33	932	3.5%	9.9%	9.5%	9.0%
% of FP17s Relating to Free Repair or Replacements	0	932	0.0%	0.6%	0.7%	0.8%
% of FP17s Relating to Continuations	0	932	0.0%	0.9%	0.8%	0.9%
% of Patients satisfied with the dentistry they have received	0	0	N/A	92.6%	93.6%	93.3%
% of Patients satisfied with the time they had to wait for an appointment	0	0	N/A	89.8%	88.8%	88.9%

\* This is based on patients treated on this contract for their most recent course of treatment. Figures in italics indicate the base number of FP17s or Patient Questionnaire responses are less than 100. N/A is shown where the base number of responses is less than 10 during the period. % is calculated as Quantity/Base number\*100

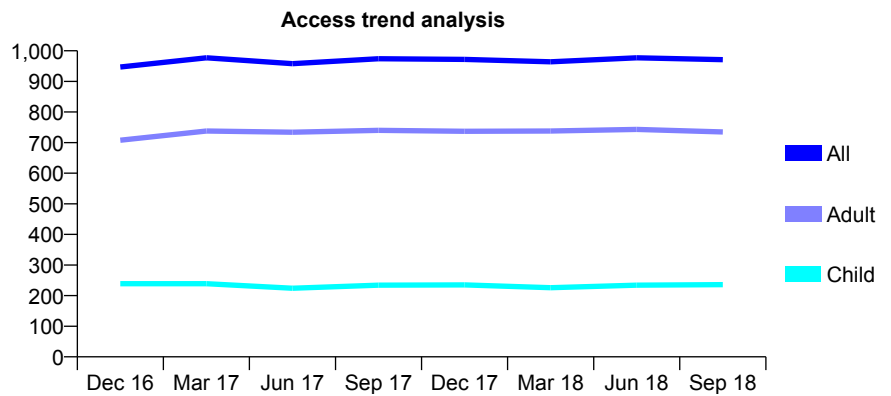
## Q70 - Vital Signs At a Glance Contract Report for 325503/0001 - September 2018

Name or company name	MISS SM SHAWKAT
Contract type name	GDS Contract
Purpose of contract	General
Contract start date	01/04/2006
Contract end date	

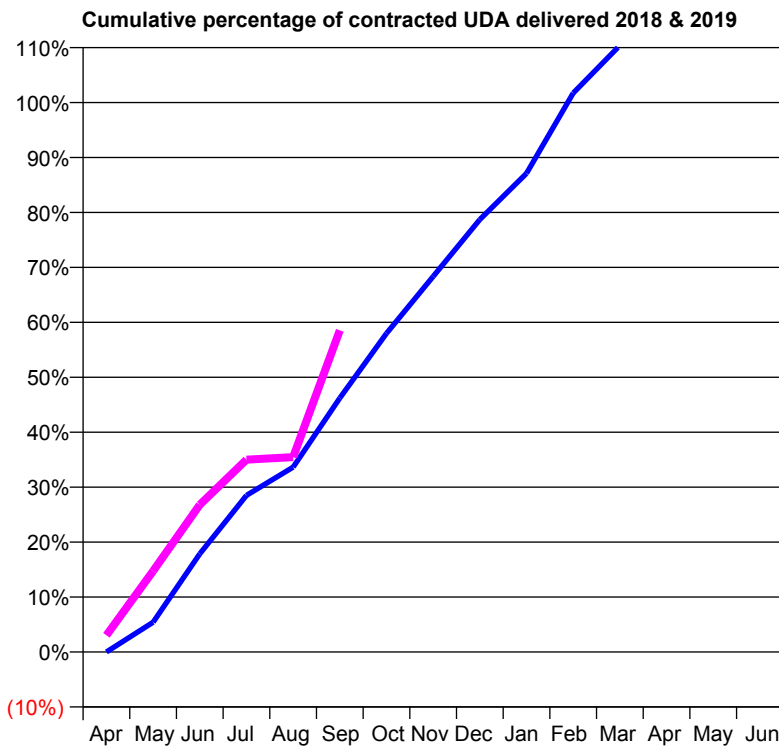
18/19 Contracted general activity (UDA)	1,478
Carry forward general activity (UDA)	0
18/19 Contracted orthodontic activity (UOA)	0
Carry forward orthodontic activity (UOA)	0
Baseline contract value	£35,963.48

### ACCESS\*

Patients seen in 24 months	Total	Change since previous quarter
Quarter ending September 2017	974	
Quarter ending December 2017	972	→
Quarter ending March 2018	964	→
Quarter ending June 2018	977	→
Quarter ending September 2018	971	→
<b>Variance since September 2017</b>	<b>(0.3%)</b>	<b>→</b>



### ACTIVITY



Month	Adjusted Scheduled Activity (UDA)	
	2018	2019
April	0	45
May	80	218
June	264	396
July	421	517
August	497	524
September	683	865
October	857	
November	1,010	
December	1,163	
January	1,287	
February	1,503	
March	1,631	
April	1,793	
May	1,809	
June	1,809	

### QUALITY

	Quantity	Base Number	Contract	AT	Region	England
% of FP17s for the same patient ID Re-attending within 3 months - Children	3	123	2.4%	9.6%	11.1%	11.6%
% of FP17s for the same patient ID Re-attending within 3 months - Adults	31	303	10.2%	13.9%	15.3%	15.5%
% of FP17s for the same patient ID Re-attending between 3 & 9 months - Children	46	123	37.4%	61.8%	61.1%	58.8%
% of FP17s for the same patient ID Re-attending between 3 & 9 months - Adults	89	303	29.4%	53.1%	52.3%	51.1%
% of FP17s for Band 1 Urgent Courses	1	353	0.3%	9.9%	9.5%	9.0%
% of FP17s Relating to Free Repair or Replacements	0	353	0.0%	0.6%	0.7%	0.8%
% of FP17s Relating to Continuations	0	353	0.0%	0.9%	0.8%	0.9%
% of Patients satisfied with the dentistry they have received	1	1	N/A	92.6%	93.6%	93.3%
% of Patients satisfied with the time they had to wait for an appointment	1	1	N/A	89.8%	88.8%	88.9%

\* This is based on patients treated on this contract for their most recent course of treatment. Figures in italics indicate the base number of FP17s or Patient Questionnaire responses are less than 100. N/A is shown where the base number of responses is less than 10 during the period. % is calculated as Quantity/Base number\*100

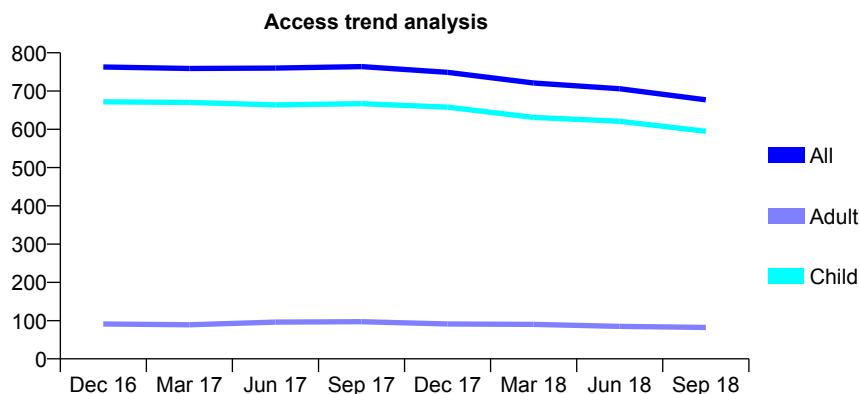
## Q70 - Vital Signs At a Glance Contract Report for 326518/0001 - September 2018

Name or company name	MR KR BROWN
Contract type name	GDS Contract
Purpose of contract	General
Contract start date	01/04/2006
Contract end date	

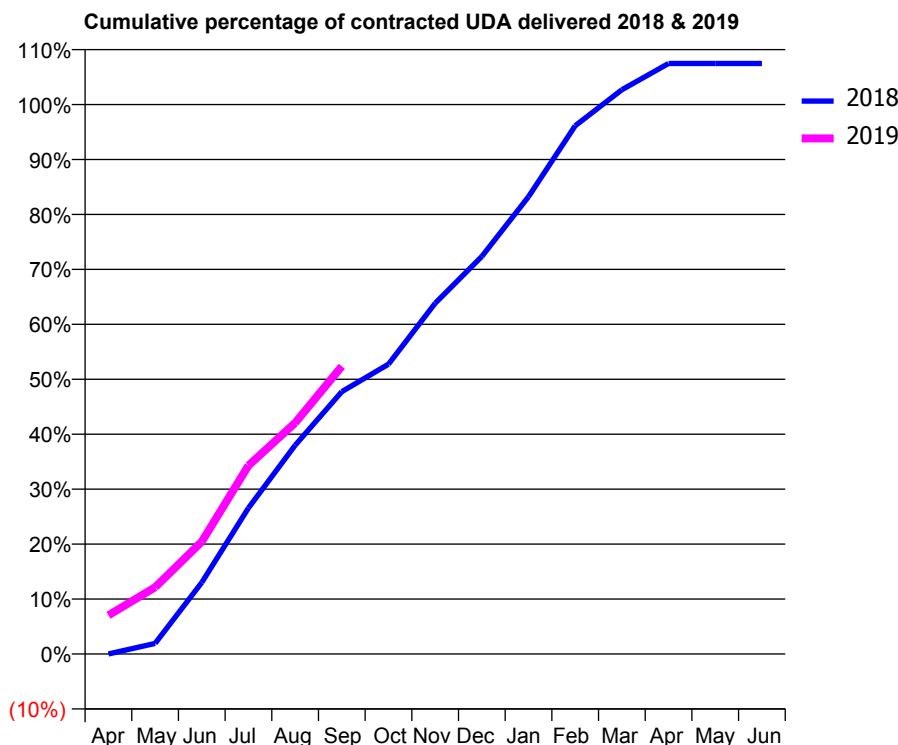
18/19 Contracted general activity (UDA)	1,150
Carry forward general activity (UDA)	0
18/19 Contracted orthodontic activity (UOA)	0
Carry forward orthodontic activity (UOA)	0
Baseline contract value	£28,067.04

### ACCESS\*

Patients seen in 24 months	Total	Change since previous quarter
Quarter ending September 2017	764	
Quarter ending December 2017	749	↓
Quarter ending March 2018	721	↓
Quarter ending June 2018	706	↓
Quarter ending September 2018	677	↓
<b>Variance since September 2017</b>	<b>(11.4%)</b>	<b>↓</b>



### ACTIVITY



Month	Adjusted Scheduled Activity (UDA)	
	2018	2019
April	0	81
May	22	140
June	150	235
July	306	395
August	437	484
September	549	602
October	607	
November	734	
December	832	
January	957	
February	1,105	
March	1,181	
April	1,236	
May	1,236	
June	1,236	

### QUALITY

	Quantity	Base Number	Contract	AT	Region	England
% of FP17s for the same patient ID Re-attending within 3 months - Children	28	478	5.9%	9.6%	11.1%	11.6%
% of FP17s for the same patient ID Re-attending within 3 months - Adults	1	26	3.8%	13.9%	15.3%	15.5%
% of FP17s for the same patient ID Re-attending between 3 & 9 months - Children	352	478	73.6%	61.8%	61.1%	58.8%
% of FP17s for the same patient ID Re-attending between 3 & 9 months - Adults	17	26	65.4%	53.1%	52.3%	51.1%
% of FP17s for Band 1 Urgent Courses	10	465	2.2%	9.9%	9.5%	9.0%
% of FP17s Relating to Free Repair or Replacements	0	465	0.0%	0.6%	0.7%	0.8%
% of FP17s Relating to Continuations	0	465	0.0%	0.9%	0.8%	0.9%
% of Patients satisfied with the dentistry they have received	1	1	N/A	92.6%	93.6%	93.3%
% of Patients satisfied with the time they had to wait for an appointment	1	1	N/A	89.8%	88.8%	88.9%

\* This is based on patients treated on this contract for their most recent course of treatment. Figures in italics indicate the base number of FP17s or Patient Questionnaire responses are less than 100. N/A is shown where the base number of responses is less than 10 during the period. % is calculated as Quantity/Base number\*100

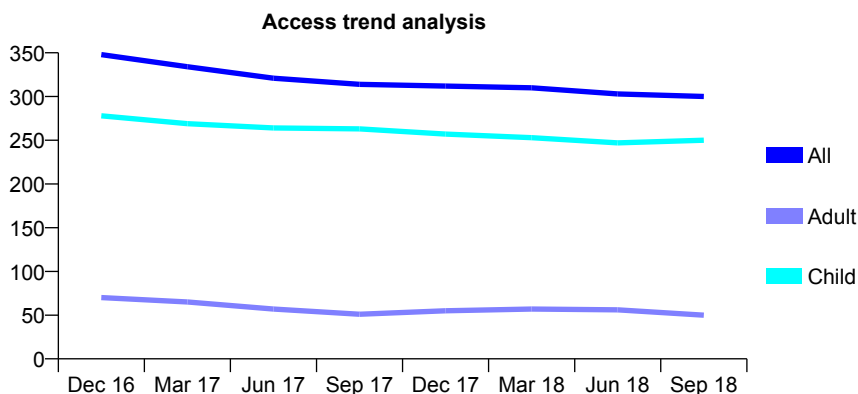
## Q70 - Vital Signs At a Glance Contract Report for 328960/0001 - September 2018

Name or company name	MR SC BELFORD
Contract type name	GDS Contract
Purpose of contract	General and Orthodontic
Contract start date	01/04/2006
Contract end date	

18/19 Contracted general activity (UDA)	750
Carry forward general activity (UDA)	0
18/19 Contracted orthodontic activity (UOA)	0
Carry forward orthodontic activity (UOA)	0
Baseline contract value	£17,442.38

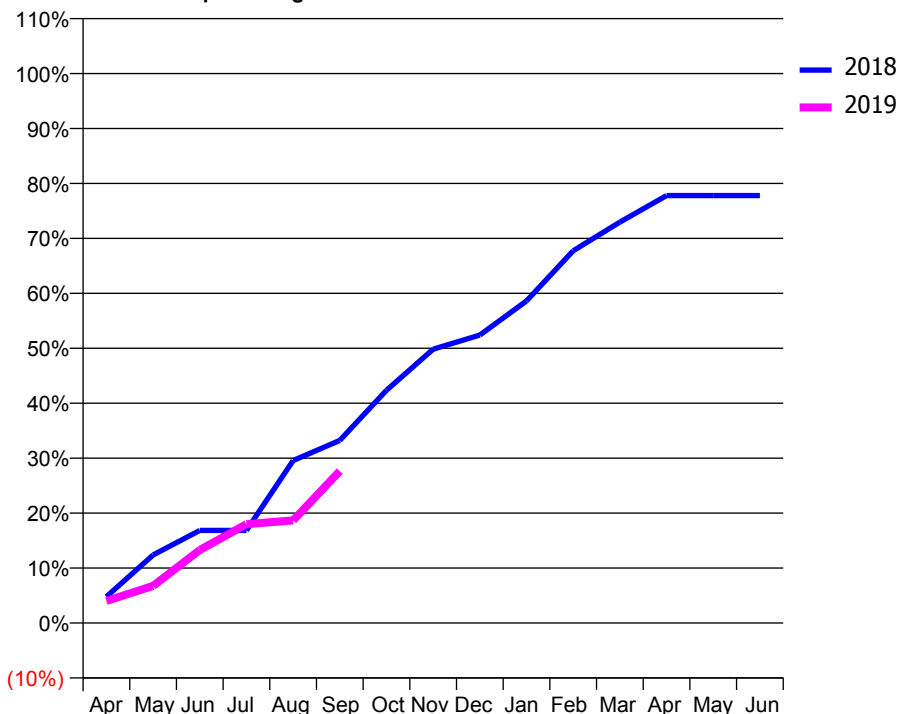
### ACCESS\*

Patients seen in 24 months	Total	Change since previous quarter
Quarter ending September 2017	314	
Quarter ending December 2017	312	→
Quarter ending March 2018	310	→
Quarter ending June 2018	303	↓
Quarter ending September 2018	300	→
<b>Variance since September 2017</b>	<b>(4.5%)</b>	<b>↓</b>



### ACTIVITY

Cumulative percentage of contracted UDA delivered 2018 & 2019



Adjusted Scheduled Activity (UDA)

Month	2018	2019
April	36	30
May	93	51
June	126	100
July	126	135
August	222	140
September	249	207
October	318	
November	374	
December	393	
January	440	
February	508	
March	547	
April	583	
May	583	
June	583	

### QUALITY

	Quantity	Base Number	Contract	AT	Region	England
% of FP17s for the same patient ID Re-attending within 3 months - Children	10	177	5.6%	9.6%	11.1%	11.6%
% of FP17s for the same patient ID Re-attending within 3 months - Adults	0	11	0.0%	13.9%	15.3%	15.5%
% of FP17s for the same patient ID Re-attending between 3 & 9 months - Children	110	177	62.1%	61.8%	61.1%	58.8%
% of FP17s for the same patient ID Re-attending between 3 & 9 months - Adults	8	11	72.7%	53.1%	52.3%	51.1%
% of FP17s for Band 1 Urgent Courses	7	166	4.2%	9.9%	9.5%	9.0%
% of FP17s Relating to Free Repair or Replacements	0	166	0.0%	0.6%	0.7%	0.8%
% of FP17s Relating to Continuations	0	166	0.0%	0.9%	0.8%	0.9%
% of Patients satisfied with the dentistry they have received	0	0	N/A	92.6%	93.6%	93.3%
% of Patients satisfied with the time they had to wait for an appointment	0	0	N/A	89.8%	88.8%	88.9%

\* This is based on patients treated on this contract for their most recent course of treatment. Figures in italics indicate the base number of FP17s or Patient Questionnaire responses are less than 100. N/A is shown where the base number of responses is less than 10 during the period. % is calculated as Quantity/Base number\*100

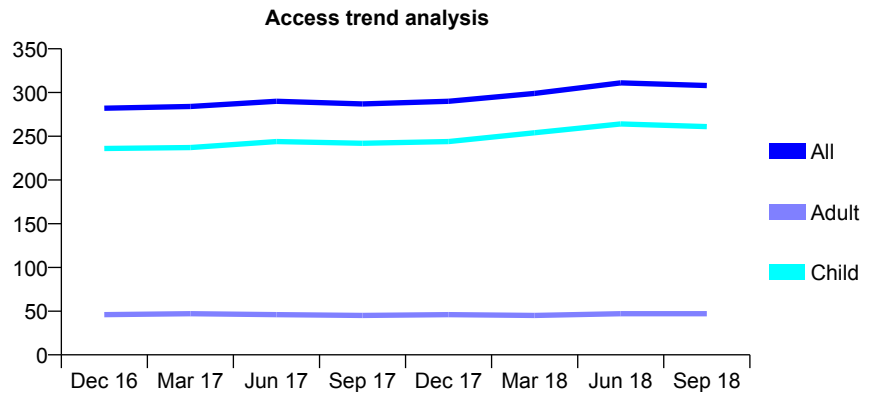
## Q70 - Vital Signs At a Glance Contract Report for 331120/0001 - September 2018

Name or company name	MR GM WHITTINGHAM
Contract type name	GDS Contract
Purpose of contract	General
Contract start date	01/04/2006
Contract end date	

18/19 Contracted general activity (UDA)	470
Carry forward general activity (UDA)	0
18/19 Contracted orthodontic activity (UOA)	0
Carry forward orthodontic activity (UOA)	0
Baseline contract value	£10,779.31

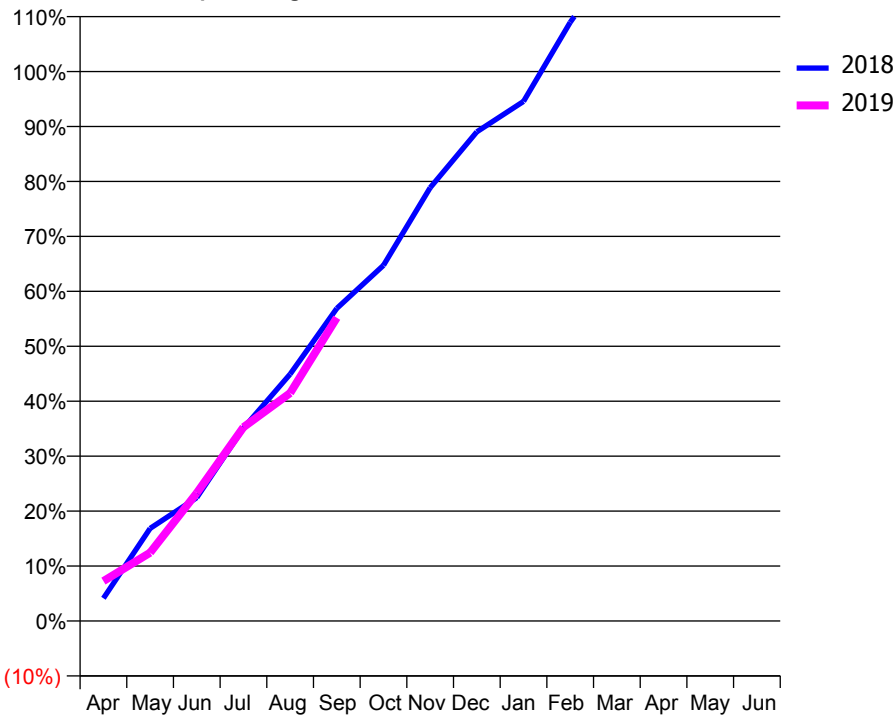
### ACCESS\*

Patients seen in 24 months	Total	Change since previous quarter
Quarter ending September 2017	287	
Quarter ending December 2017	290	→
Quarter ending March 2018	299	↑
Quarter ending June 2018	311	↑
Quarter ending September 2018	308	→
<b>Variance since September 2017</b>	<b>7.3%</b>	<b>↑</b>



### ACTIVITY

Cumulative percentage of contracted UDA delivered 2018 & 2019



Month	Adjusted Scheduled Activity (UDA)	
	2018	2019
April	19	34
May	79	58
June	106	110
July	165	166
August	211	195
September	267	259
October	304	
November	371	
December	418	
January	444	
February	512	
March	568	
April	591	
May	591	
June	591	

### QUALITY

	Quantity	Base Number	Contract	AT	Region	England
% of FP17s for the same patient ID Re-attending within 3 months - Children	8	220	3.6%	9.6%	11.1%	11.6%
% of FP17s for the same patient ID Re-attending within 3 months - Adults	1	20	5.0%	13.9%	15.3%	15.5%
% of FP17s for the same patient ID Re-attending between 3 & 9 months - Children	146	220	66.4%	61.8%	61.1%	58.8%
% of FP17s for the same patient ID Re-attending between 3 & 9 months - Adults	17	20	85.0%	53.1%	52.3%	51.1%
% of FP17s for Band 1 Urgent Courses	7	221	3.2%	9.9%	9.5%	9.0%
% of FP17s Relating to Free Repair or Replacements	0	221	0.0%	0.6%	0.7%	0.8%
% of FP17s Relating to Continuations	0	221	0.0%	0.9%	0.8%	0.9%
% of Patients satisfied with the dentistry they have received	0	0	N/A	92.6%	93.6%	93.3%
% of Patients satisfied with the time they had to wait for an appointment	0	0	N/A	89.8%	88.8%	88.9%

\* This is based on patients treated on this contract for their most recent course of treatment. Figures in italics indicate the base number of FP17s or Patient Questionnaire responses are less than 100. N/A is shown where the base number of responses is less than 10 during the period. % is calculated as Quantity/Base number\*100

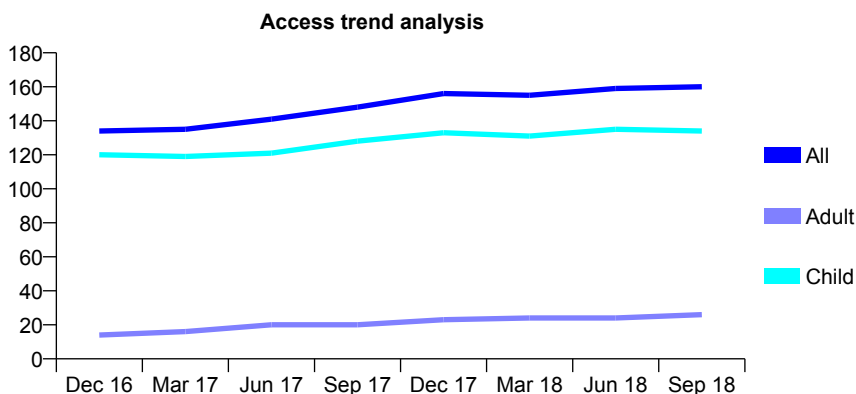
## Q70 - Vital Signs At a Glance Contract Report for 338311/0001 - September 2018

Name or company name	MRS SC HALDERTHAY
Contract type name	GDS Contract
Purpose of contract	General
Contract start date	01/04/2006
Contract end date	

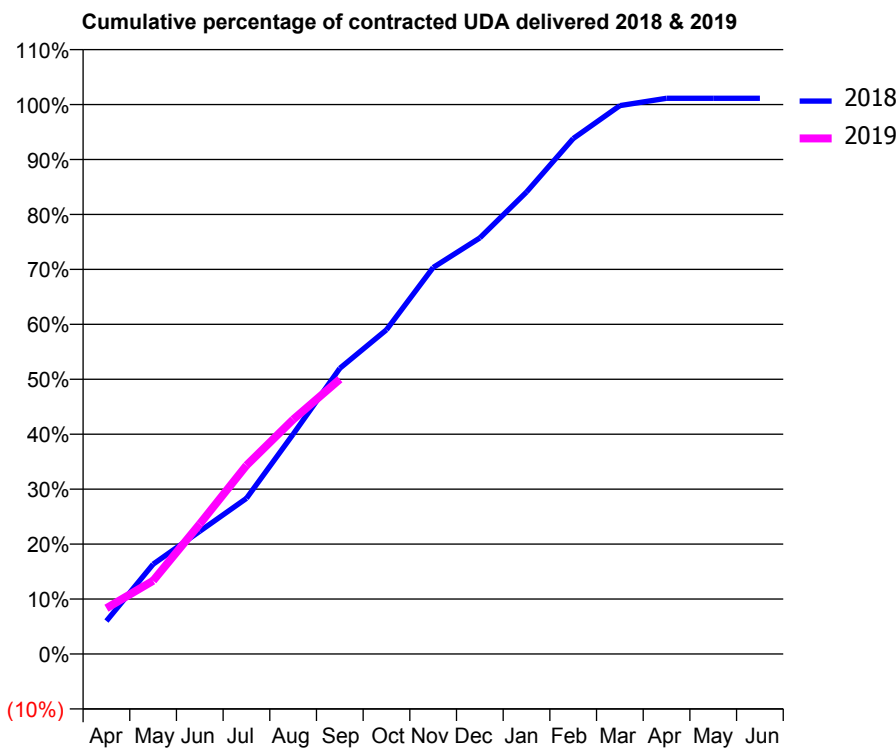
18/19 Contracted general activity (UDA)	300
Carry forward general activity (UDA)	0
18/19 Contracted orthodontic activity (UOA)	0
Carry forward orthodontic activity (UOA)	0
Baseline contract value	£6,834.04

### ACCESS\*

Patients seen in 24 months	Total	Change since previous quarter
Quarter ending September 2017	148	
Quarter ending December 2017	156	↑
Quarter ending March 2018	155	→
Quarter ending June 2018	159	↑
Quarter ending September 2018	160	→
<b>Variance since September 2017</b>	<b>8.1%</b>	<b>↑</b>



### ACTIVITY



Adjusted Scheduled Activity (UDA)		
Month	2018	2019
April	18	25
May	49	40
June	67	71
July	85	103
August	120	128
September	156	150
October	177	
November	211	
December	227	
January	252	
February	281	
March	299	
April	303	
May	303	
June	303	

### QUALITY

	Quantity	Base Number	Contract	AT	Region	England
% of FP17s for the same patient ID Re-attending within 3 months - Children	2	108	1.9%	9.6%	11.1%	11.6%
% of FP17s for the same patient ID Re-attending within 3 months - Adults	0	9	0.0%	13.9%	15.3%	15.5%
% of FP17s for the same patient ID Re-attending between 3 & 9 months - Children	77	108	71.3%	61.8%	61.1%	58.8%
% of FP17s for the same patient ID Re-attending between 3 & 9 months - Adults	6	9	66.7%	53.1%	52.3%	51.1%
% of FP17s for Band 1 Urgent Courses	0	114	0.0%	9.9%	9.5%	9.0%
% of FP17s Relating to Free Repair or Replacements	0	114	0.0%	0.6%	0.7%	0.8%
% of FP17s Relating to Continuations	2	114	1.8%	0.9%	0.8%	0.9%
% of Patients satisfied with the dentistry they have received	0	0	N/A	92.6%	93.6%	93.3%
% of Patients satisfied with the time they had to wait for an appointment	0	0	N/A	89.8%	88.8%	88.9%

\* This is based on patients treated on this contract for their most recent course of treatment. Figures in italics indicate the base number of FP17s or Patient Questionnaire responses are less than 100. N/A is shown where the base number of responses is less than 10 during the period. % is calculated as Quantity/Base number\*100

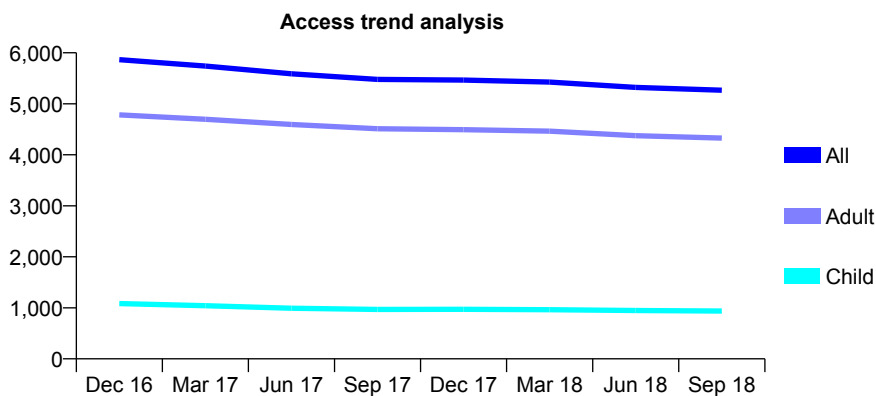
## Q70 - Vital Signs At a Glance Contract Report for 338974/0001 - September 2018

Name or company name	MRS M HOOKINGS
Contract type name	GDS Contract
Purpose of contract	General
Contract start date	01/04/2006
Contract end date	

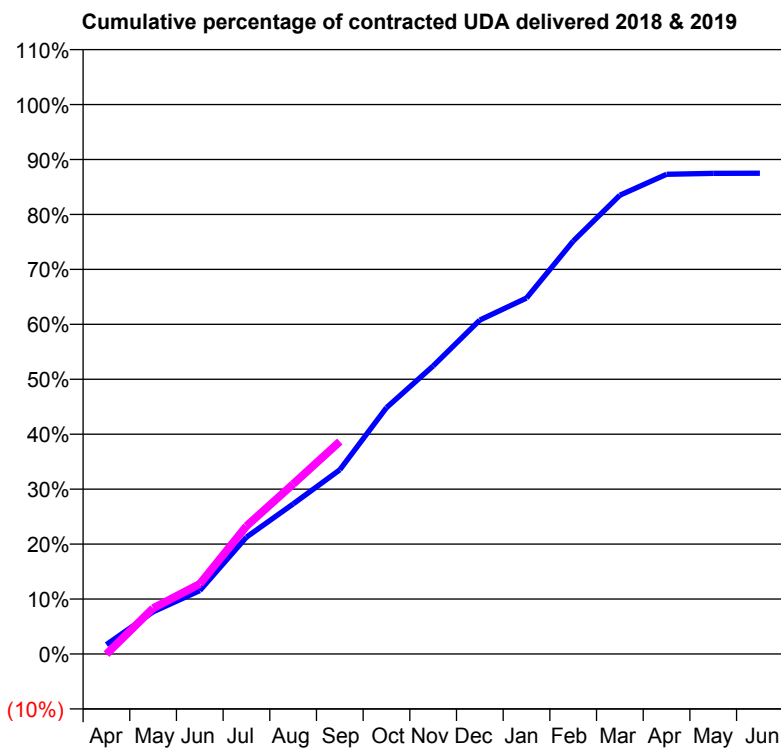
18/19 Contracted general activity (UDA)	17,000
Carry forward general activity (UDA)	680
18/19 Contracted orthodontic activity (UOA)	0
Carry forward orthodontic activity (UOA)	0
Baseline contract value	£493,444.02

### ACCESS\*

Patients seen in 24 months	Total	Change since previous quarter
Quarter ending September 2017	5,479	
Quarter ending December 2017	5,466	→
Quarter ending March 2018	5,427	→
Quarter ending June 2018	5,322	↓
Quarter ending September 2018	5,267	↓
<b>Variance since September 2017</b>	<b>(3.9%)</b>	<b>↓</b>



### ACTIVITY



Month	Adjusted Scheduled Activity (UDA)	
	2018	2019
April	290	-6
May	1,307	1,417
June	1,960	2,166
July	3,616	3,958
August	4,645	5,259
September	5,699	6,574
October	7,620	
November	8,915	
December	10,331	
January	11,012	
February	12,776	
March	14,191	
April	14,841	
May	14,871	
June	14,872	

### QUALITY

	Quantity	Base Number	Contract	AT	Region	England
% of FP17s for the same patient ID Re-attending within 3 months - Children	49	721	6.8%	9.6%	11.1%	11.6%
% of FP17s for the same patient ID Re-attending within 3 months - Adults	408	3,027	13.5%	13.9%	15.3%	15.5%
% of FP17s for the same patient ID Re-attending between 3 & 9 months - Children	496	721	68.8%	61.8%	61.1%	58.8%
% of FP17s for the same patient ID Re-attending between 3 & 9 months - Adults	1,703	3,027	56.3%	53.1%	52.3%	51.1%
% of FP17s for Band 1 Urgent Courses	294	3,455	8.5%	9.9%	9.5%	9.0%
% of FP17s Relating to Free Repair or Replacements	62	3,455	1.8%	0.6%	0.7%	0.8%
% of FP17s Relating to Continuations	26	3,455	0.8%	0.9%	0.8%	0.9%
% of Patients satisfied with the dentistry they have received	6	6	N/A	92.6%	93.6%	93.3%
% of Patients satisfied with the time they had to wait for an appointment	6	6	N/A	89.8%	88.8%	88.9%

\* This is based on patients treated on this contract for their most recent course of treatment. Figures in italics indicate the base number of FP17s or Patient Questionnaire responses are less than 100. N/A is shown where the base number of responses is less than 10 during the period. % is calculated as Quantity/Base number\*100



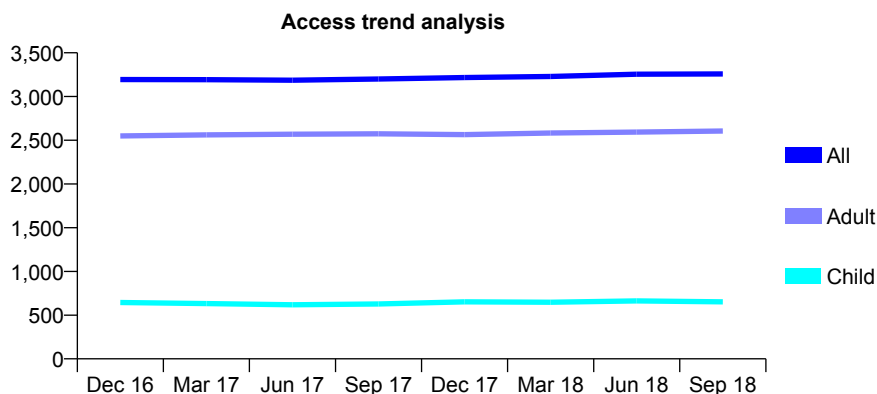
## Q70 - Vital Signs At a Glance Contract Report for 339229/0001 - September 2018

Name or company name	MR BS KALSI
Contract type name	GDS Contract
Purpose of contract	General
Contract start date	29/07/2006
Contract end date	

18/19 Contracted general activity (UDA)	8,881
Carry forward general activity (UDA)	0
18/19 Contracted orthodontic activity (UOA)	0
Carry forward orthodontic activity (UOA)	0
Baseline contract value	£216,265.24

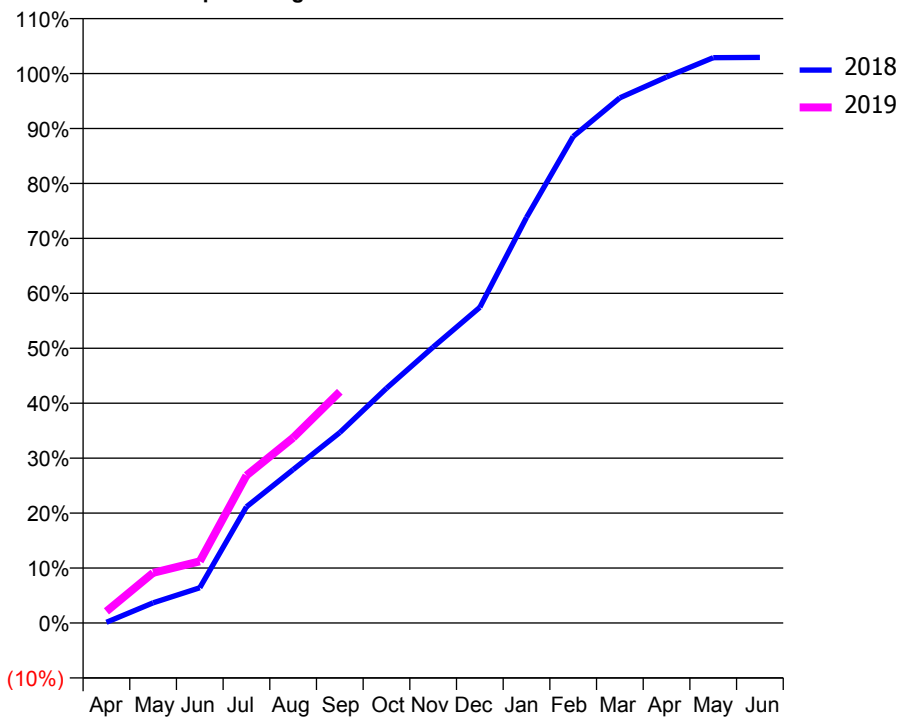
### ACCESS\*

Patients seen in 24 months	Total	Change since previous quarter
Quarter ending September 2017	3,201	
Quarter ending December 2017	3,217	→
Quarter ending March 2018	3,229	→
Quarter ending June 2018	3,255	→
Quarter ending September 2018	3,258	→
<b>Variance since September 2017</b>	<b>1.8%</b>	<b>→</b>



### ACTIVITY

Cumulative percentage of contracted UDA delivered 2018 & 2019



Month	Adjusted Scheduled Activity (UDA)	
	2018	2019
April	12	189
May	327	811
June	570	996
July	1,879	2,384
August	2,479	2,995
September	3,079	3,738
October	3,795	
November	4,460	
December	5,102	
January	6,555	
February	7,864	
March	8,487	
April	8,824	
May	9,137	
June	9,140	

### QUALITY

	Quantity	Base Number	Contract	AT	Region	England
% of FP17s for the same patient ID Re-attending within 3 months - Children	35	508	6.9%	9.6%	11.1%	11.6%
% of FP17s for the same patient ID Re-attending within 3 months - Adults	252	1,966	12.8%	13.9%	15.3%	15.5%
% of FP17s for the same patient ID Re-attending between 3 & 9 months - Children	315	508	62.0%	61.8%	61.1%	58.8%
% of FP17s for the same patient ID Re-attending between 3 & 9 months - Adults	1,204	1,966	61.2%	53.1%	52.3%	51.1%
% of FP17s for Band 1 Urgent Courses	227	2,109	10.8%	9.9%	9.5%	9.0%
% of FP17s Relating to Free Repair or Replacements	14	2,109	0.7%	0.6%	0.7%	0.8%
% of FP17s Relating to Continuations	10	2,109	0.5%	0.9%	0.8%	0.9%
% of Patients satisfied with the dentistry they have received	5	6	N/A	92.6%	93.6%	93.3%
% of Patients satisfied with the time they had to wait for an appointment	6	6	N/A	89.8%	88.8%	88.9%

\* This is based on patients treated on this contract for their most recent course of treatment. Figures in italics indicate the base number of FP17s or Patient Questionnaire responses are less than 100. N/A is shown where the base number of responses is less than 10 during the period. % is calculated as Quantity/Base number\*100

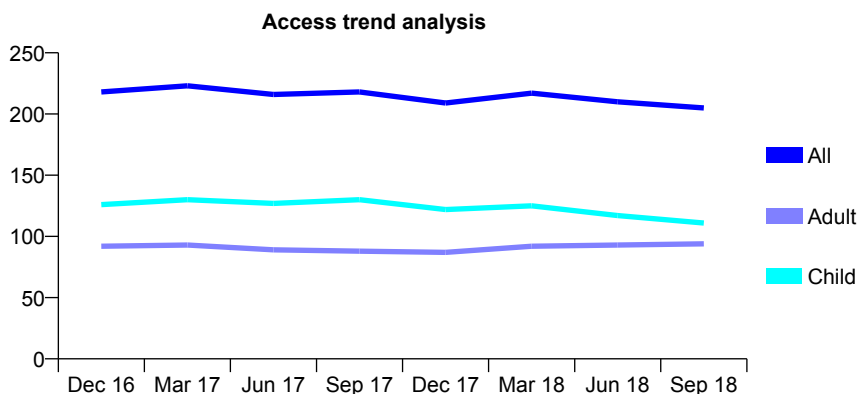
## Q70 - Vital Signs At a Glance Contract Report for 341789/0001 - September 2018

Name or company name	MR RH FARRANT
Contract type name	GDS Contract
Purpose of contract	General
Contract start date	01/04/2006
Contract end date	

18/19 Contracted general activity (UDA)	457
Carry forward general activity (UDA)	0
18/19 Contracted orthodontic activity (UOA)	0
Carry forward orthodontic activity (UOA)	0
Baseline contract value	£9,751.49

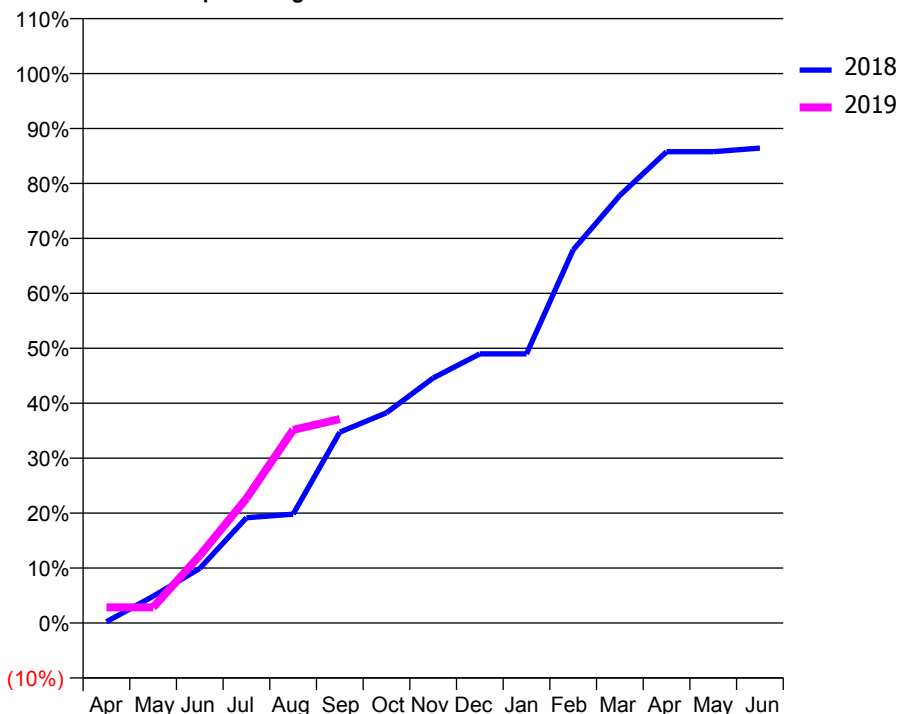
### ACCESS\*

Patients seen in 24 months	Total	Change since previous quarter
Quarter ending September 2017	218	
Quarter ending December 2017	209	↓
Quarter ending March 2018	217	↑
Quarter ending June 2018	210	↓
Quarter ending September 2018	205	↓
<b>Variance since September 2017</b>	<b>(6.0%)</b>	<b>↓</b>



### ACTIVITY

Cumulative percentage of contracted UDA delivered 2018 & 2019



Month	Adjusted Scheduled Activity (UDA)	
	2018	2019
April	1	13
May	22	13
June	45	56
July	88	104
August	91	161
September	159	170
October	175	
November	204	
December	224	
January	224	
February	310	
March	356	
April	392	
May	392	
June	395	

### QUALITY

	Quantity	Base Number	Contract	AT	Region	England
% of FP17s for the same patient ID Re-attending within 3 months - Children	6	73	8.2%	9.6%	11.1%	11.6%
% of FP17s for the same patient ID Re-attending within 3 months - Adults	9	82	11.0%	13.9%	15.3%	15.5%
% of FP17s for the same patient ID Re-attending between 3 & 9 months - Children	57	73	78.1%	61.8%	61.1%	58.8%
% of FP17s for the same patient ID Re-attending between 3 & 9 months - Adults	52	82	63.4%	53.1%	52.3%	51.1%
% of FP17s for Band 1 Urgent Courses	3	124	2.4%	9.9%	9.5%	9.0%
% of FP17s Relating to Free Repair or Replacements	0	124	0.0%	0.6%	0.7%	0.8%
% of FP17s Relating to Continuations	0	124	0.0%	0.9%	0.8%	0.9%
% of Patients satisfied with the dentistry they have received	0	0	N/A	92.6%	93.6%	93.3%
% of Patients satisfied with the time they had to wait for an appointment	0	0	N/A	89.8%	88.8%	88.9%

\* This is based on patients treated on this contract for their most recent course of treatment. Figures in italics indicate the base number of FP17s or Patient Questionnaire responses are less than 100. N/A is shown where the base number of responses is less than 10 during the period. % is calculated as Quantity/Base number\*100

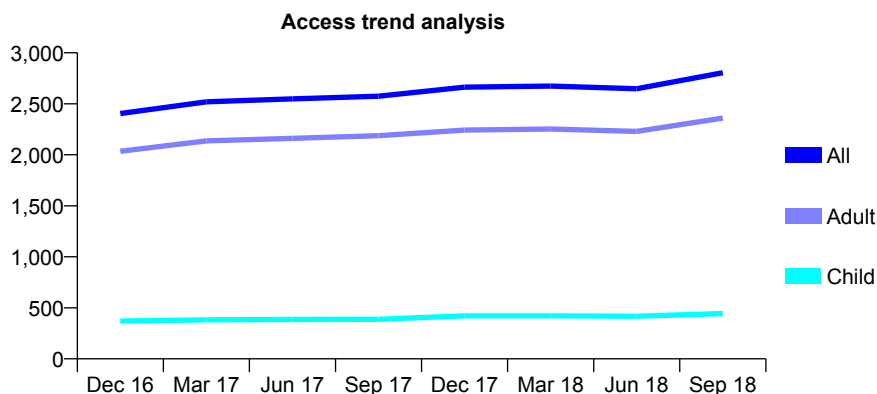
## Q70 - Vital Signs At a Glance Contract Report for 342882/0001 - September 2018

Name or company name	MR AM SOUHANI
Contract type name	GDS Contract
Purpose of contract	General
Contract start date	01/04/2006
Contract end date	

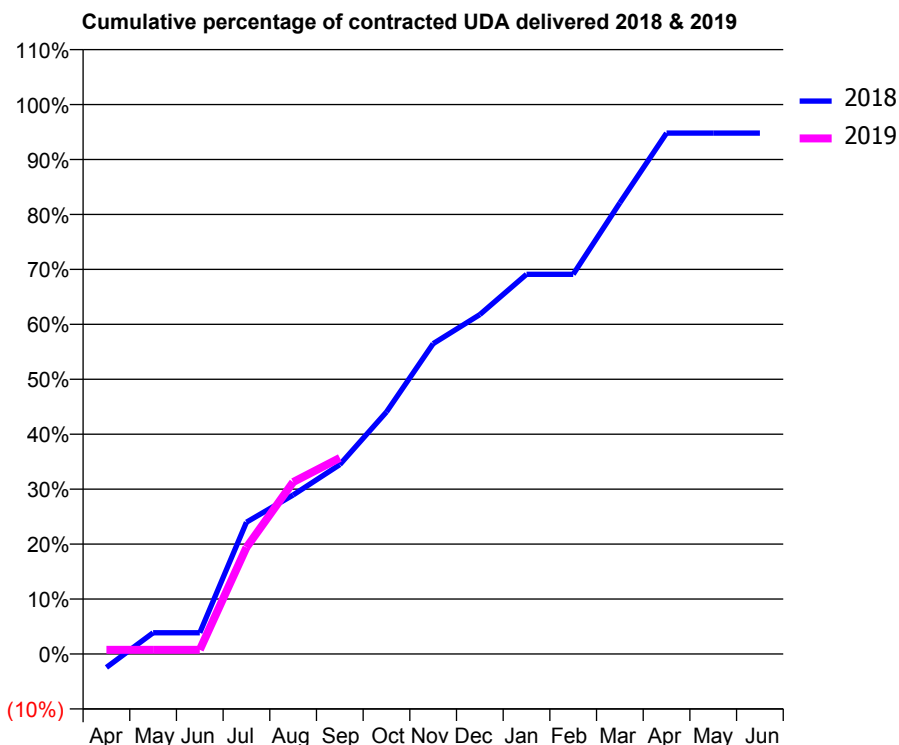
18/19 Contracted general activity (UDA)	8,076
Carry forward general activity (UDA)	0
18/19 Contracted orthodontic activity (UOA)	0
Carry forward orthodontic activity (UOA)	0
Baseline contract value	£236,746.44

### ACCESS\*

Patients seen in 24 months	Total	Change since previous quarter
Quarter ending September 2017	2,575	
Quarter ending December 2017	2,664	↑
Quarter ending March 2018	2,674	→
Quarter ending June 2018	2,648	→
Quarter ending September 2018	2,804	↑
<b>Variance since September 2017</b>	<b>8.9%</b>	<b>↑</b>



### ACTIVITY



Adjusted Scheduled Activity (UDA)		
Month	2018	2019
April	-198	61
May	313	61
June	313	61
July	1,936	1,568
August	2,338	2,527
September	2,784	2,883
October	3,558	
November	4,561	
December	4,990	
January	5,580	
February	5,580	
March	6,632	
April	7,657	
May	7,657	
June	7,657	

### QUALITY

	Quantity	Base Number	Contract	AT	Region	England
% of FP17s for the same patient ID Re-attending within 3 months - Children	8	291	2.7%	9.6%	11.1%	11.6%
% of FP17s for the same patient ID Re-attending within 3 months - Adults	145	1,629	8.9%	13.9%	15.3%	15.5%
% of FP17s for the same patient ID Re-attending between 3 & 9 months - Children	155	291	53.3%	61.8%	61.1%	58.8%
% of FP17s for the same patient ID Re-attending between 3 & 9 months - Adults	1,010	1,629	62.0%	53.1%	52.3%	51.1%
% of FP17s for Band 1 Urgent Courses	30	1,458	2.1%	9.9%	9.5%	9.0%
% of FP17s Relating to Free Repair or Replacements	20	1,458	1.4%	0.6%	0.7%	0.8%
% of FP17s Relating to Continuations	14	1,458	1.0%	0.9%	0.8%	0.9%
% of Patients satisfied with the dentistry they have received	14	16	87.5%	92.6%	93.6%	93.3%
% of Patients satisfied with the time they had to wait for an appointment	15	16	93.8%	89.8%	88.8%	88.9%

\* This is based on patients treated on this contract for their most recent course of treatment. Figures in italics indicate the base number of FP17s or Patient Questionnaire responses are less than 100. N/A is shown where the base number of responses is less than 10 during the period. % is calculated as Quantity/Base number\*100

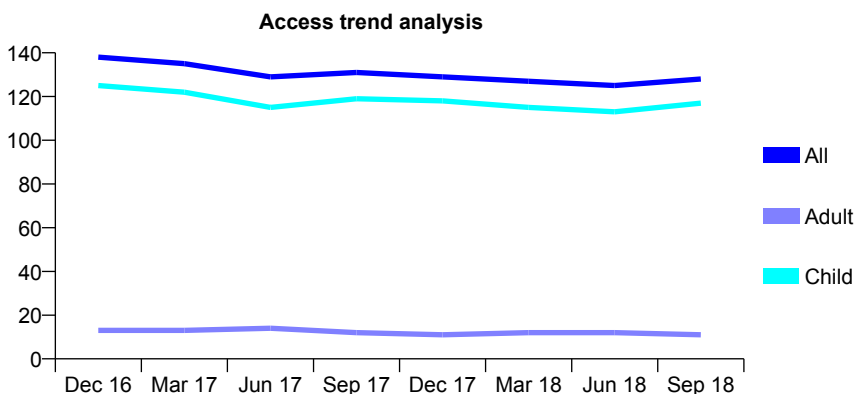
## Q70 - Vital Signs At a Glance Contract Report for 346128/0001 - September 2018

Name or company name	MS A BENEKE
Contract type name	GDS Contract
Purpose of contract	General
Contract start date	01/04/2006
Contract end date	

18/19 Contracted general activity (UDA)	258
Carry forward general activity (UDA)	0
18/19 Contracted orthodontic activity (UOA)	0
Carry forward orthodontic activity (UOA)	0
Baseline contract value	£5,246.62

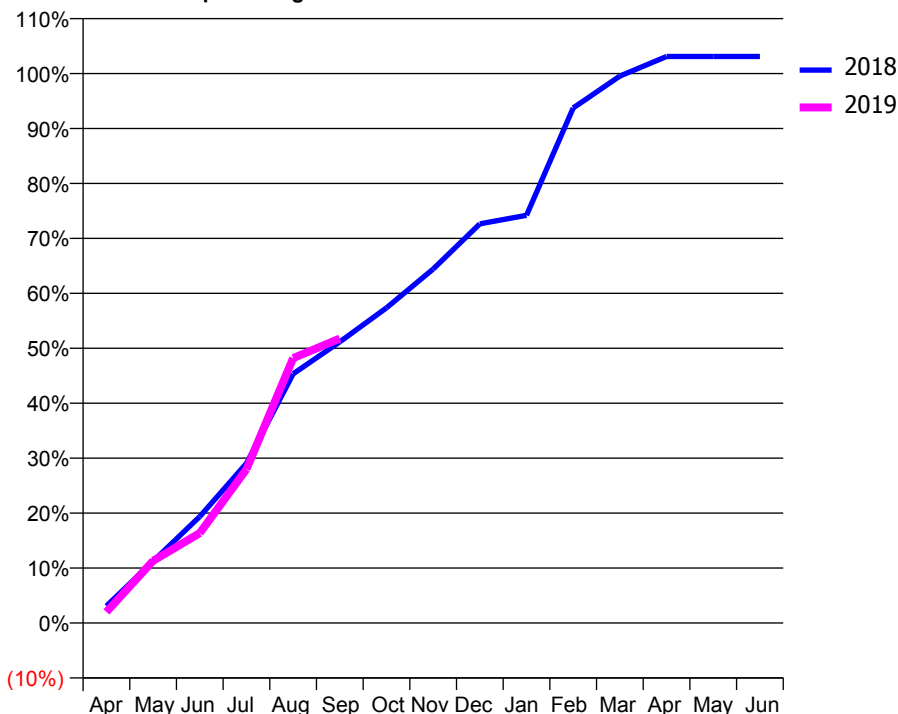
### ACCESS\*

Patients seen in 24 months	Total	Change since previous quarter
Quarter ending September 2017	131	
Quarter ending December 2017	129	↓
Quarter ending March 2018	127	↓
Quarter ending June 2018	125	↓
Quarter ending September 2018	128	↑
<b>Variance since September 2017</b>	<b>(2.3%)</b>	<b>↓</b>



### ACTIVITY

Cumulative percentage of contracted UDA delivered 2018 & 2019



Adjusted Scheduled Activity (UDA)

Month	2018	2019
April	8	5
May	29	29
June	50	42
July	75	72
August	117	124
September	132	134
October	148	
November	166	
December	187	
January	191	
February	242	
March	257	
April	266	
May	266	
June	266	

### QUALITY

	Quantity	Base Number	Contract	AT	Region	England
% of FP17s for the same patient ID Re-attending within 3 months - Children	8	106	7.5%	9.6%	11.1%	11.6%
% of FP17s for the same patient ID Re-attending within 3 months - Adults	0	0	N/A	13.9%	15.3%	15.5%
% of FP17s for the same patient ID Re-attending between 3 & 9 months - Children	67	106	63.2%	61.8%	61.1%	58.8%
% of FP17s for the same patient ID Re-attending between 3 & 9 months - Adults	0	0	N/A	53.1%	52.3%	51.1%
% of FP17s for Band 1 Urgent Courses	3	100	3.0%	9.9%	9.5%	9.0%
% of FP17s Relating to Free Repair or Replacements	0	100	0.0%	0.6%	0.7%	0.8%
% of FP17s Relating to Continuations	0	100	0.0%	0.9%	0.8%	0.9%
% of Patients satisfied with the dentistry they have received	0	0	N/A	92.6%	93.6%	93.3%
% of Patients satisfied with the time they had to wait for an appointment	0	0	N/A	89.8%	88.8%	88.9%

\* This is based on patients treated on this contract for their most recent course of treatment. Figures in italics indicate the base number of FP17s or Patient Questionnaire responses are less than 100. N/A is shown where the base number of responses is less than 10 during the period. % is calculated as Quantity/Base number\*100

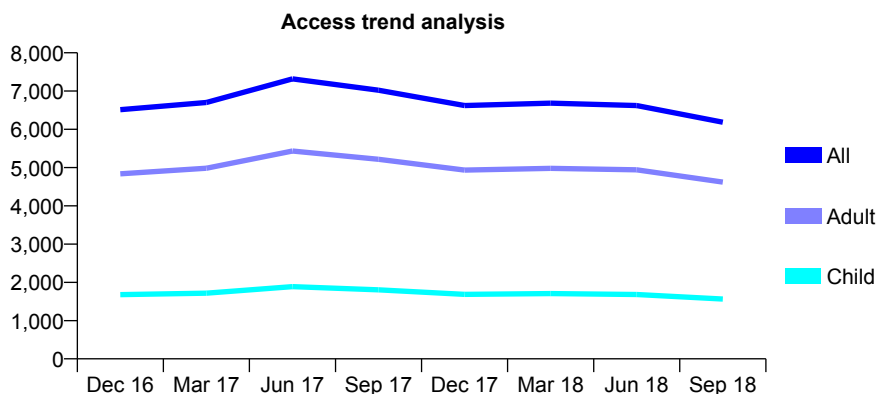
## Q70 - Vital Signs At a Glance Contract Report for 352829/0001 - September 2018

Name or company name	MS MD BALACHANDRA
Contract type name	GDS Contract
Purpose of contract	General
Contract start date	28/02/2007
Contract end date	

18/19 Contracted general activity (UDA)	20,937
Carry forward general activity (UDA)	0
18/19 Contracted orthodontic activity (UOA)	0
Carry forward orthodontic activity (UOA)	0
Baseline contract value	£518,636.40

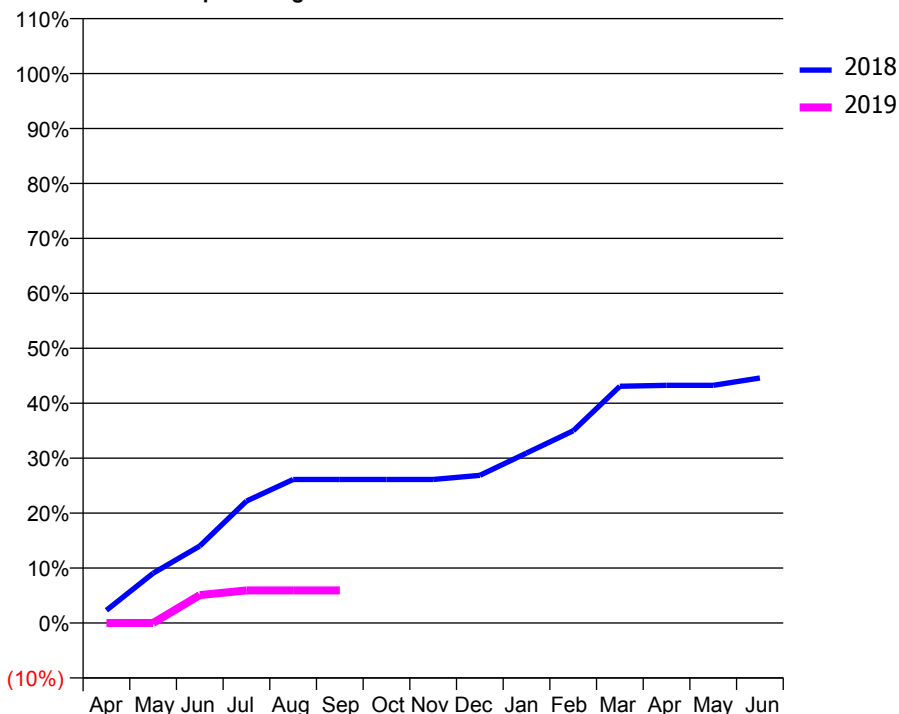
### ACCESS\*

Patients seen in 24 months	Total	Change since previous quarter
Quarter ending September 2017	7,021	
Quarter ending December 2017	6,621	↓
Quarter ending March 2018	6,685	→
Quarter ending June 2018	6,621	→
Quarter ending September 2018	6,187	↓
<b>Variance since September 2017</b>	<b>(11.9%)</b>	<b>↓</b>



### ACTIVITY

Cumulative percentage of contracted UDA delivered 2018 & 2019



Adjusted Scheduled Activity (UDA)

Month	2018	2019
April	484	0
May	1,900	0
June	2,933	1,062
July	4,649	1,241
August	5,470	1,241
September	5,470	1,241
October	5,470	
November	5,470	
December	5,628	
January	6,475	
February	7,325	
March	9,019	
April	9,056	
May	9,056	
June	9,336	

### QUALITY

	Quantity	Base Number	Contract	AT	Region	England
% of FP17s for the same patient ID Re-attending within 3 months - Children	44	648	6.8%	9.6%	11.1%	11.6%
% of FP17s for the same patient ID Re-attending within 3 months - Adults	245	1,750	14.0%	13.9%	15.3%	15.5%
% of FP17s for the same patient ID Re-attending between 3 & 9 months - Children	342	648	52.8%	61.8%	61.1%	58.8%
% of FP17s for the same patient ID Re-attending between 3 & 9 months - Adults	905	1,750	51.7%	53.1%	52.3%	51.1%
% of FP17s for Band 1 Urgent Courses	55	631	8.7%	9.9%	9.5%	9.0%
% of FP17s Relating to Free Repair or Replacements	5	631	0.8%	0.6%	0.7%	0.8%
% of FP17s Relating to Continuations	2	631	0.3%	0.9%	0.8%	0.9%
% of Patients satisfied with the dentistry they have received	0	1	N/A	92.6%	93.6%	93.3%
% of Patients satisfied with the time they had to wait for an appointment	0	1	N/A	89.8%	88.8%	88.9%

\* This is based on patients treated on this contract for their most recent course of treatment. Figures in italics indicate the base number of FP17s or Patient Questionnaire responses are less than 100. N/A is shown where the base number of responses is less than 10 during the period. % is calculated as Quantity/Base number\*100

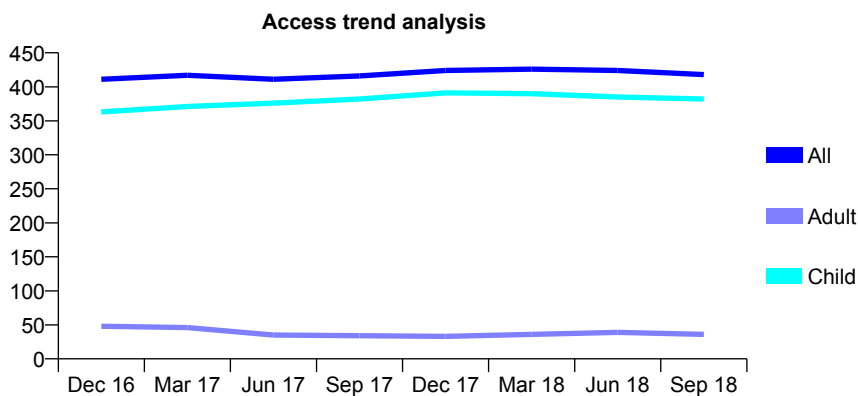
## Q70 - Vital Signs At a Glance Contract Report for 353280/0001 - September 2018

Name or company name	MR L GRAHAM
Contract type name	GDS Contract
Purpose of contract	General
Contract start date	01/04/2006
Contract end date	

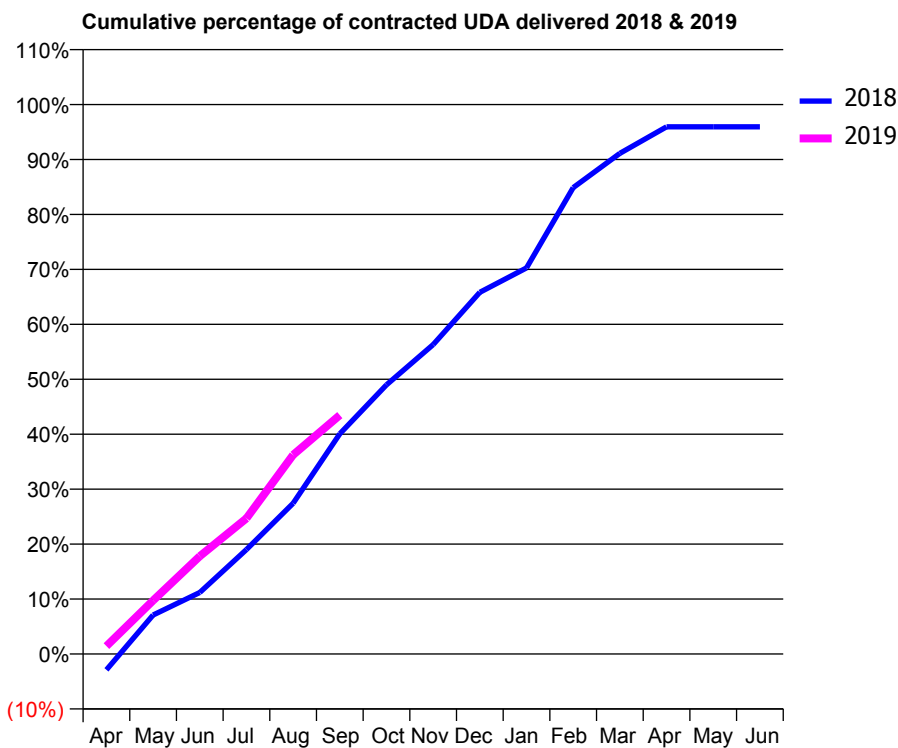
18/19 Contracted general activity (UDA)	831
Carry forward general activity (UDA)	0
18/19 Contracted orthodontic activity (UOA)	0
Carry forward orthodontic activity (UOA)	0
Baseline contract value	£19,121.31

### ACCESS\*

Patients seen in 24 months	Total	Change since previous quarter
Quarter ending September 2017	416	
Quarter ending December 2017	424	→
Quarter ending March 2018	426	→
Quarter ending June 2018	424	→
Quarter ending September 2018	418	↓
<b>Variance since September 2017</b>	<b>0.5%</b>	<b>→</b>



### ACTIVITY



Adjusted Scheduled Activity (UDA)		
Month	2018	2019
April	-24	12
May	59	81
June	93	148
July	158	205
August	228	301
September	333	361
October	407	
November	468	
December	547	
January	584	
February	705	
March	757	
April	797	
May	797	
June	797	

### QUALITY

	Quantity	Base Number	Contract	AT	Region	England
% of FP17s for the same patient ID Re-attending within 3 months - Children	19	290	6.6%	9.6%	11.1%	11.6%
% of FP17s for the same patient ID Re-attending within 3 months - Adults	1	10	10.0%	13.9%	15.3%	15.5%
% of FP17s for the same patient ID Re-attending between 3 & 9 months - Children	192	290	66.2%	61.8%	61.1%	58.8%
% of FP17s for the same patient ID Re-attending between 3 & 9 months - Adults	5	10	50.0%	53.1%	52.3%	51.1%
% of FP17s for Band 1 Urgent Courses	1	276	0.4%	9.9%	9.5%	9.0%
% of FP17s Relating to Free Repair or Replacements	0	276	0.0%	0.6%	0.7%	0.8%
% of FP17s Relating to Continuations	8	276	2.9%	0.9%	0.8%	0.9%
% of Patients satisfied with the dentistry they have received	0	0	N/A	92.6%	93.6%	93.3%
% of Patients satisfied with the time they had to wait for an appointment	0	0	N/A	89.8%	88.8%	88.9%

\* This is based on patients treated on this contract for their most recent course of treatment. Figures in italics indicate the base number of FP17s or Patient Questionnaire responses are less than 100. N/A is shown where the base number of responses is less than 10 during the period. % is calculated as Quantity/Base number\*100

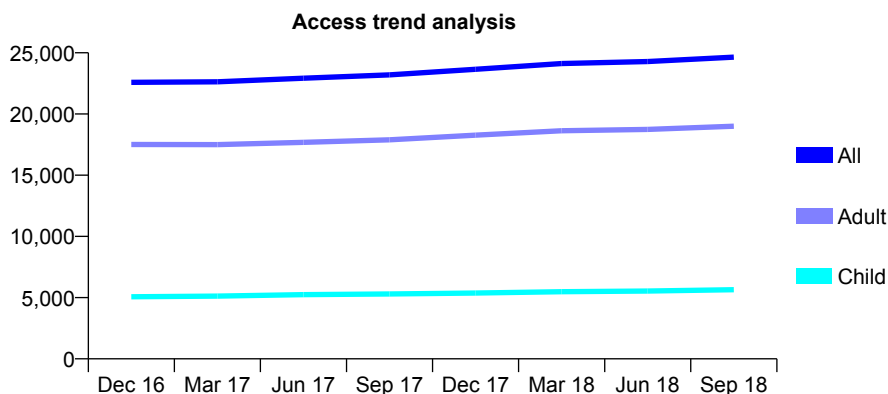
## Q70 - Vital Signs At a Glance Contract Report for 353302/0005 - September 2018

Name or company name	MRS A BROGAN
Contract type name	GDS Contract
Purpose of contract	General
Contract start date	01/09/2009
Contract end date	

18/19 Contracted general activity (UDA)	63,987
Carry forward general activity (UDA)	0
18/19 Contracted orthodontic activity (UOA)	0
Carry forward orthodontic activity (UOA)	0
Baseline contract value	£1,777,673.83

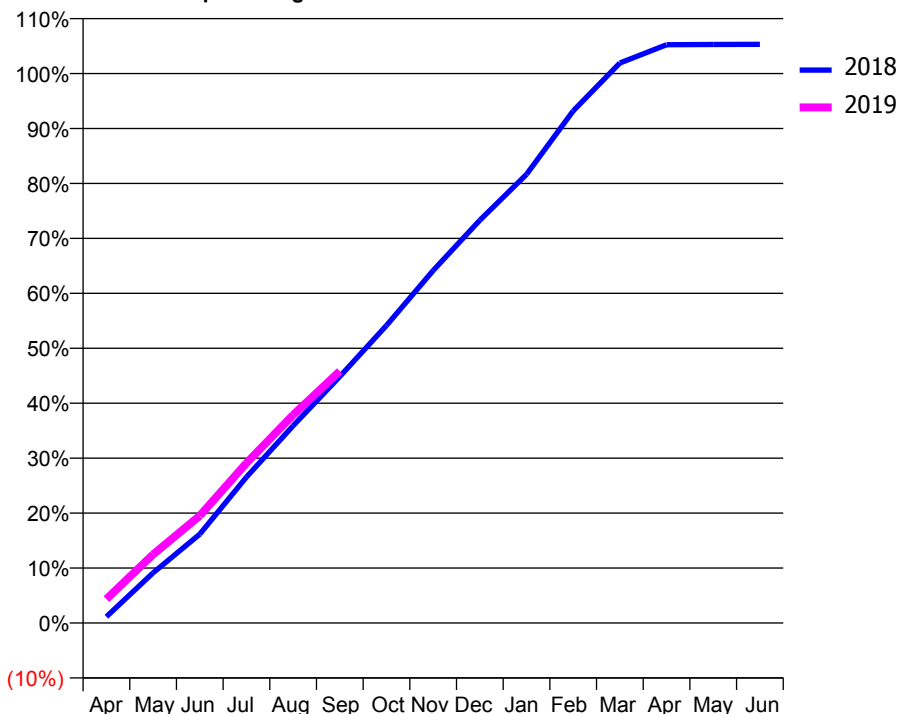
### ACCESS\*

Patients seen in 24 months	Total	Change since previous quarter
Quarter ending September 2017	23,198	
Quarter ending December 2017	23,654	→
Quarter ending March 2018	24,122	→
Quarter ending June 2018	24,283	→
Quarter ending September 2018	24,646	→
<b>Variance since September 2017</b>	<b>6.2%</b>	<b>↑</b>



### ACTIVITY

Cumulative percentage of contracted UDA delivered 2018 & 2019



Month	Adjusted Scheduled Activity (UDA)	
	2018	2019
April	735	2,793
May	5,850	7,988
June	10,351	12,492
July	16,998	18,630
August	22,969	24,224
September	28,697	29,329
October	34,652	
November	41,040	
December	46,899	
January	52,239	
February	59,636	
March	65,215	
April	67,343	
May	67,366	
June	67,378	

### QUALITY

	Quantity	Base Number	Contract	AT	Region	England
% of FP17s for the same patient ID Re-attending within 3 months - Children	479	4,386	10.9%	9.6%	11.1%	11.6%
% of FP17s for the same patient ID Re-attending within 3 months - Adults	2,238	12,183	18.4%	13.9%	15.3%	15.5%
% of FP17s for the same patient ID Re-attending between 3 & 9 months - Children	2,543	4,386	58.0%	61.8%	61.1%	58.8%
% of FP17s for the same patient ID Re-attending between 3 & 9 months - Adults	5,268	12,183	43.2%	53.1%	52.3%	51.1%
% of FP17s for Band 1 Urgent Courses	3,847	15,528	24.8%	9.9%	9.5%	9.0%
% of FP17s Relating to Free Repair or Replacements	60	15,528	0.4%	0.6%	0.7%	0.8%
% of FP17s Relating to Continuations	25	15,528	0.2%	0.9%	0.8%	0.9%
% of Patients satisfied with the dentistry they have received	9	10	90.0%	92.6%	93.6%	93.3%
% of Patients satisfied with the time they had to wait for an appointment	9	10	90.0%	89.8%	88.8%	88.9%

\* This is based on patients treated on this contract for their most recent course of treatment. Figures in italics indicate the base number of FP17s or Patient Questionnaire responses are less than 100. N/A is shown where the base number of responses is less than 10 during the period. % is calculated as Quantity/Base number\*100



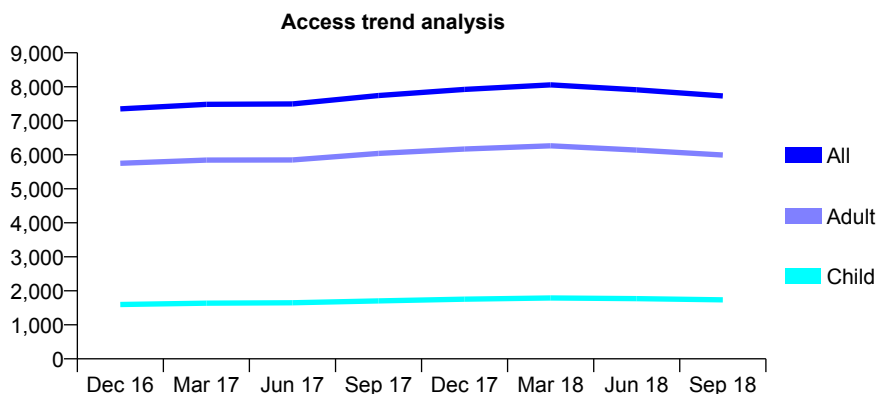
## Q70 - Vital Signs At a Glance Contract Report for 353663/0001 - September 2018

Name or company name	Dr G Papoutsis & Dr A Brogan
Contract type name	GDS Contract
Purpose of contract	General
Contract start date	01/04/2006
Contract end date	

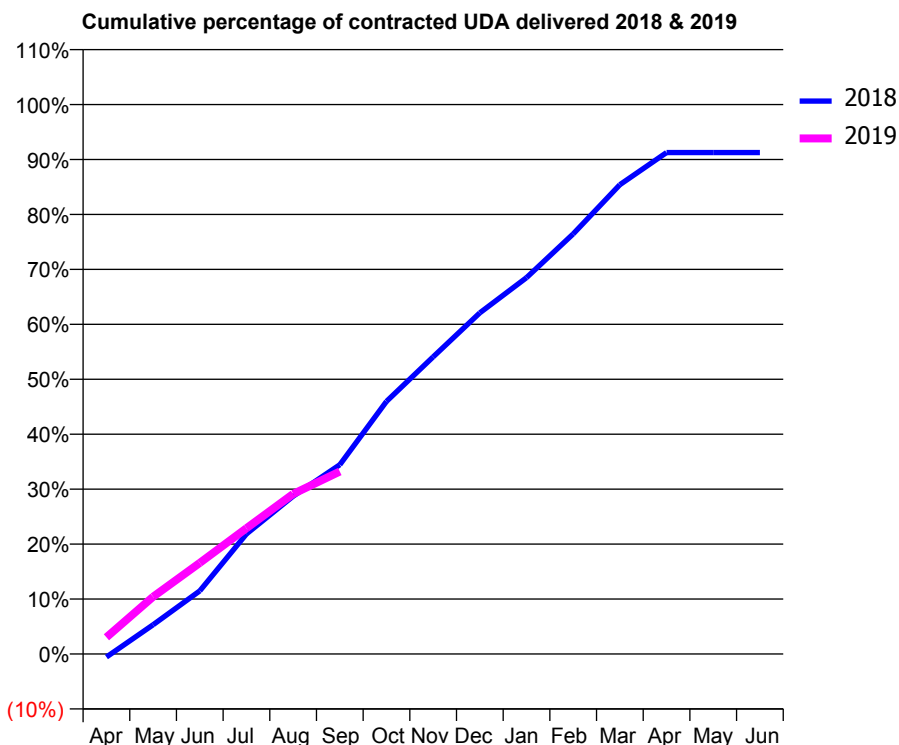
18/19 Contracted general activity (UDA)	23,490
Carry forward general activity (UDA)	0
18/19 Contracted orthodontic activity (UOA)	0
Carry forward orthodontic activity (UOA)	0
Baseline contract value	£699,170.10

### ACCESS\*

Patients seen in 24 months	Total	Change since previous quarter
Quarter ending September 2017	7,743	
Quarter ending December 2017	7,925	↑
Quarter ending March 2018	8,055	→
Quarter ending June 2018	7,912	↓
Quarter ending September 2018	7,730	↓
<b>Variance since September 2017</b>	<b>(0.2%)</b>	→



### ACTIVITY



Month	Adjusted Scheduled Activity (UDA)	
	2018	2019
April	-132	718
May	1,254	2,446
June	2,701	3,893
July	5,132	5,376
August	6,749	6,844
September	8,091	7,802
October	10,801	
November	12,704	
December	14,582	
January	16,088	
February	17,957	
March	20,060	
April	21,437	
May	21,438	
June	21,438	

### QUALITY

	Quantity	Base Number	Contract	AT	Region	England
% of FP17s for the same patient ID Re-attending within 3 months - Children	51	1,099	4.6%	9.6%	11.1%	11.6%
% of FP17s for the same patient ID Re-attending within 3 months - Adults	328	3,546	9.2%	13.9%	15.3%	15.5%
% of FP17s for the same patient ID Re-attending between 3 & 9 months - Children	720	1,099	65.5%	61.8%	61.1%	58.8%
% of FP17s for the same patient ID Re-attending between 3 & 9 months - Adults	2,202	3,546	62.1%	53.1%	52.3%	51.1%
% of FP17s for Band 1 Urgent Courses	222	4,067	5.5%	9.9%	9.5%	9.0%
% of FP17s Relating to Free Repair or Replacements	30	4,067	0.7%	0.6%	0.7%	0.8%
% of FP17s Relating to Continuations	35	4,067	0.9%	0.9%	0.8%	0.9%
% of Patients satisfied with the dentistry they have received	4	4	N/A	92.6%	93.6%	93.3%
% of Patients satisfied with the time they had to wait for an appointment	4	4	N/A	89.8%	88.8%	88.9%

\* This is based on patients treated on this contract for their most recent course of treatment. Figures in italics indicate the base number of FP17s or Patient Questionnaire responses are less than 100. N/A is shown where the base number of responses is less than 10 during the period. % is calculated as Quantity/Base number\*100

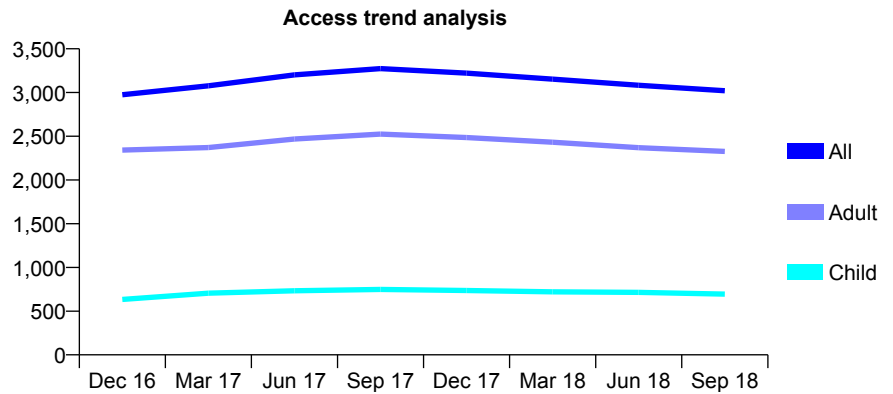
## Q70 - Vital Signs At a Glance Contract Report for 356328/0002 - September 2018

Name or company name	MR JC KOTZE
Contract type name	GDS Contract
Purpose of contract	General
Contract start date	01/06/2009
Contract end date	

18/19 Contracted general activity (UDA)	8,400
Carry forward general activity (UDA)	0
18/19 Contracted orthodontic activity (UOA)	0
Carry forward orthodontic activity (UOA)	0
Baseline contract value	£200,911.24

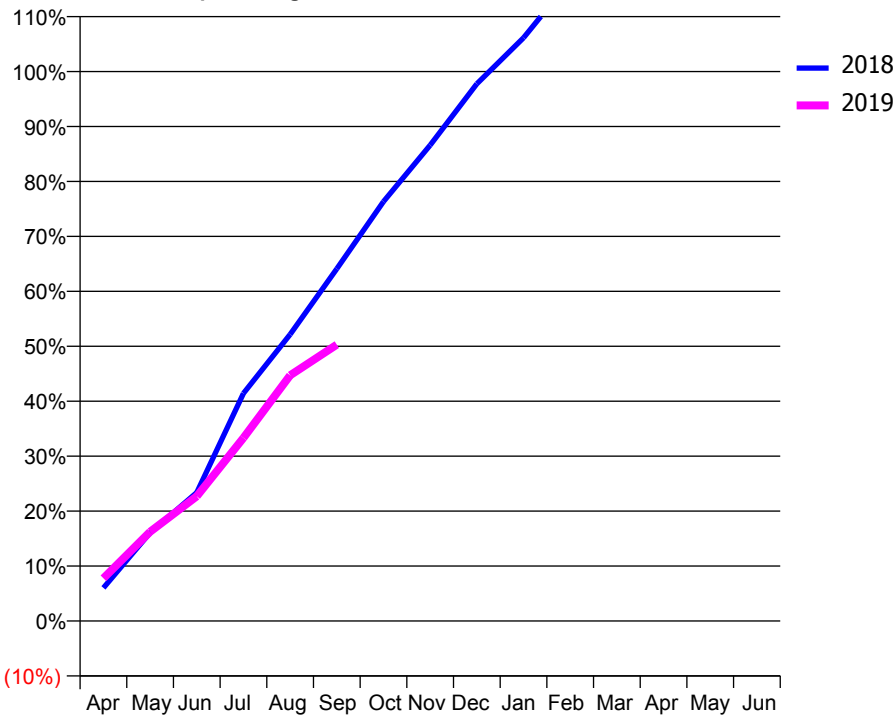
### ACCESS\*

Patients seen in 24 months	Total	Change since previous quarter
Quarter ending September 2017	3,273	
Quarter ending December 2017	3,221	↓
Quarter ending March 2018	3,153	↓
Quarter ending June 2018	3,083	↓
Quarter ending September 2018	3,020	↓
<b>Variance since September 2017</b>	<b>(7.7%)</b>	<b>↓</b>



### ACTIVITY

Cumulative percentage of contracted UDA delivered 2018 & 2019



Month	Adjusted Scheduled Activity (UDA)	
	2018	2019
April	507	652
May	1,350	1,364
June	1,963	1,907
July	3,481	2,800
August	4,381	3,755
September	5,385	4,225
October	6,412	
November	7,274	
December	8,213	
January	8,915	
February	9,787	
March	10,520	
April	10,802	
May	10,813	
June	10,813	

### QUALITY

	Quantity	Base Number	Contract	AT	Region	England
% of FP17s for the same patient ID Re-attending within 3 months - Children	19	664	2.9%	9.6%	11.1%	11.6%
% of FP17s for the same patient ID Re-attending within 3 months - Adults	144	1,668	8.6%	13.9%	15.3%	15.5%
% of FP17s for the same patient ID Re-attending between 3 & 9 months - Children	515	664	77.6%	61.8%	61.1%	58.8%
% of FP17s for the same patient ID Re-attending between 3 & 9 months - Adults	1,143	1,668	68.5%	53.1%	52.3%	51.1%
% of FP17s for Band 1 Urgent Courses	169	2,185	7.7%	9.9%	9.5%	9.0%
% of FP17s Relating to Free Repair or Replacements	18	2,185	0.8%	0.6%	0.7%	0.8%
% of FP17s Relating to Continuations	7	2,185	0.3%	0.9%	0.8%	0.9%
% of Patients satisfied with the dentistry they have received	2	3	N/A	92.6%	93.6%	93.3%
% of Patients satisfied with the time they had to wait for an appointment	3	3	N/A	89.8%	88.8%	88.9%

\* This is based on patients treated on this contract for their most recent course of treatment. Figures in italics indicate the base number of FP17s or Patient Questionnaire responses are less than 100. N/A is shown where the base number of responses is less than 10 during the period. % is calculated as Quantity/Base number\*100

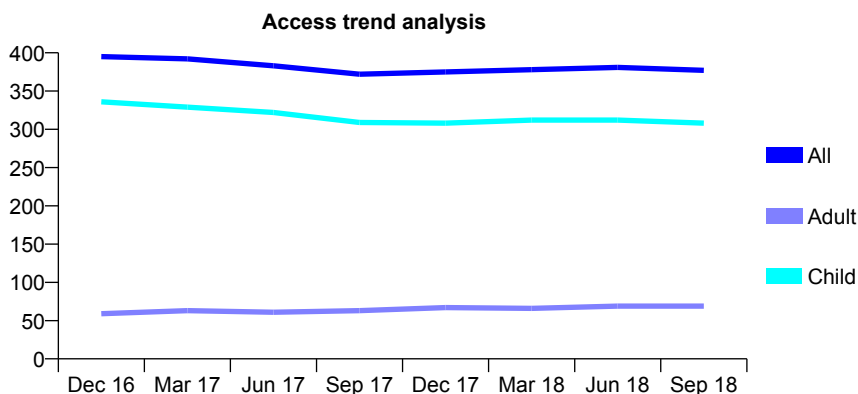
## Q70 - Vital Signs At a Glance Contract Report for 559458/0001 - September 2018

Name or company name	Dr Sandip Dau
Contract type name	GDS Contract
Purpose of contract	General
Contract start date	01/04/2006
Contract end date	

18/19 Contracted general activity (UDA)	1,500
Carry forward general activity (UDA)	0
18/19 Contracted orthodontic activity (UOA)	0
Carry forward orthodontic activity (UOA)	0
Baseline contract value	£35,607.34

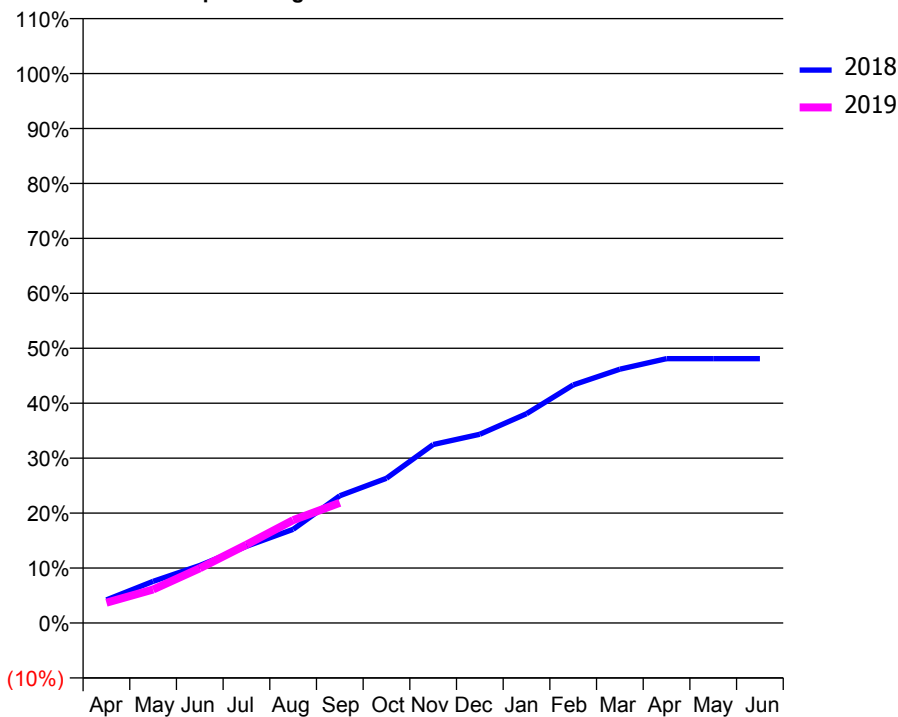
### ACCESS\*

Patients seen in 24 months	Total	Change since previous quarter
Quarter ending September 2017	372	
Quarter ending December 2017	375	→
Quarter ending March 2018	378	→
Quarter ending June 2018	381	→
Quarter ending September 2018	377	↓
<b>Variance since September 2017</b>	<b>1.3%</b>	<b>→</b>



### ACTIVITY

Cumulative percentage of contracted UDA delivered 2018 & 2019



Month	Adjusted Scheduled Activity (UDA)	
	2018	2019
April	63	55
May	114	91
June	157	150
July	209	214
August	256	281
September	348	328
October	395	
November	487	
December	515	
January	571	
February	650	
March	693	
April	722	
May	722	
June	722	

### QUALITY

	Quantity	Base Number	Contract	AT	Region	England
% of FP17s for the same patient ID Re-attending within 3 months - Children	14	279	5.0%	9.6%	11.1%	11.6%
% of FP17s for the same patient ID Re-attending within 3 months - Adults	1	21	4.8%	13.9%	15.3%	15.5%
% of FP17s for the same patient ID Re-attending between 3 & 9 months - Children	201	279	72.0%	61.8%	61.1%	58.8%
% of FP17s for the same patient ID Re-attending between 3 & 9 months - Adults	18	21	85.7%	53.1%	52.3%	51.1%
% of FP17s for Band 1 Urgent Courses	5	271	1.8%	9.9%	9.5%	9.0%
% of FP17s Relating to Free Repair or Replacements	0	271	0.0%	0.6%	0.7%	0.8%
% of FP17s Relating to Continuations	0	271	0.0%	0.9%	0.8%	0.9%
% of Patients satisfied with the dentistry they have received	0	0	N/A	92.6%	93.6%	93.3%
% of Patients satisfied with the time they had to wait for an appointment	0	0	N/A	89.8%	88.8%	88.9%

\* This is based on patients treated on this contract for their most recent course of treatment. Figures in italics indicate the base number of FP17s or Patient Questionnaire responses are less than 100. N/A is shown where the base number of responses is less than 10 during the period. % is calculated as Quantity/Base number\*100

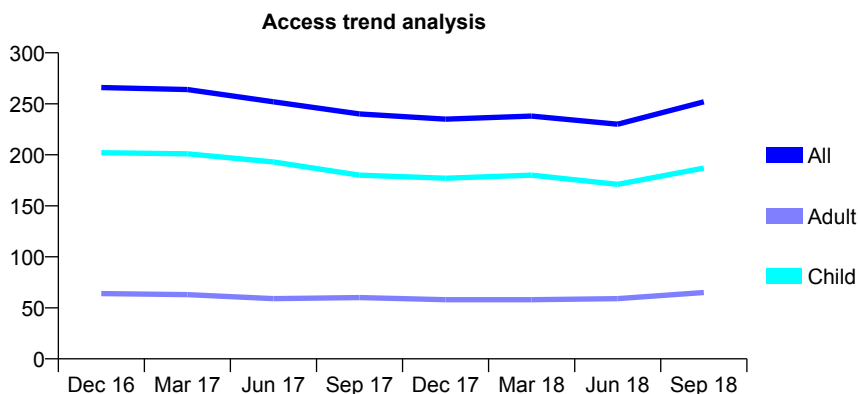
## Q70 - Vital Signs At a Glance Contract Report for 563749/0002 - September 2018

Name or company name	Maria Nimako
Contract type name	GDS Contract
Purpose of contract	General
Contract start date	18/07/2007
Contract end date	

18/19 Contracted general activity (UDA)	800
Carry forward general activity (UDA)	0
18/19 Contracted orthodontic activity (UOA)	0
Carry forward orthodontic activity (UOA)	0
Baseline contract value	£17,968.00

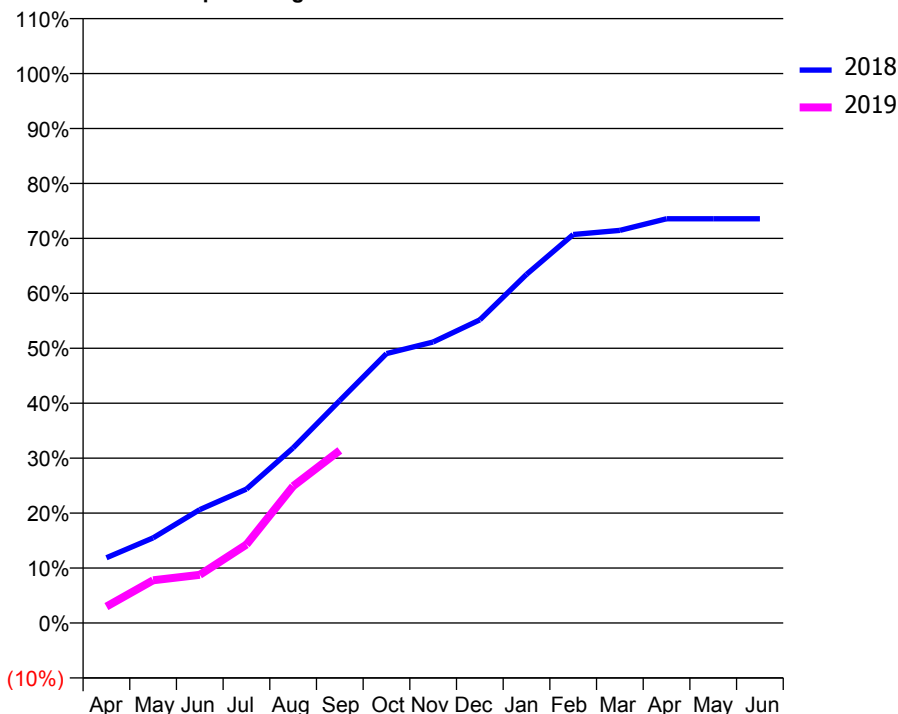
### ACCESS\*

Patients seen in 24 months	Total	Change since previous quarter
Quarter ending September 2017	240	
Quarter ending December 2017	235	↓
Quarter ending March 2018	238	→
Quarter ending June 2018	230	↓
Quarter ending September 2018	252	↑
<b>Variance since September 2017</b>	<b>5.0%</b>	<b>↑</b>



### ACTIVITY

Cumulative percentage of contracted UDA delivered 2018 & 2019



Adjusted Scheduled Activity (UDA)

Month	2018	2019
April	95	24
May	124	62
June	165	70
July	195	114
August	255	199
September	324	251
October	392	
November	409	
December	441	
January	508	
February	566	
March	572	
April	589	
May	589	
June	589	

### QUALITY

	Quantity	Base Number	Contract	AT	Region	England
% of FP17s for the same patient ID Re-attending within 3 months - Children	3	163	1.8%	9.6%	11.1%	11.6%
% of FP17s for the same patient ID Re-attending within 3 months - Adults	2	30	6.7%	13.9%	15.3%	15.5%
% of FP17s for the same patient ID Re-attending between 3 & 9 months - Children	101	163	62.0%	61.8%	61.1%	58.8%
% of FP17s for the same patient ID Re-attending between 3 & 9 months - Adults	19	30	63.3%	53.1%	52.3%	51.1%
% of FP17s for Band 1 Urgent Courses	2	178	1.1%	9.9%	9.5%	9.0%
% of FP17s Relating to Free Repair or Replacements	0	178	0.0%	0.6%	0.7%	0.8%
% of FP17s Relating to Continuations	0	178	0.0%	0.9%	0.8%	0.9%
% of Patients satisfied with the dentistry they have received	0	0	N/A	92.6%	93.6%	93.3%
% of Patients satisfied with the time they had to wait for an appointment	0	0	N/A	89.8%	88.8%	88.9%

\* This is based on patients treated on this contract for their most recent course of treatment. Figures in italics indicate the base number of FP17s or Patient Questionnaire responses are less than 100. N/A is shown where the base number of responses is less than 10 during the period. % is calculated as Quantity/Base number\*100

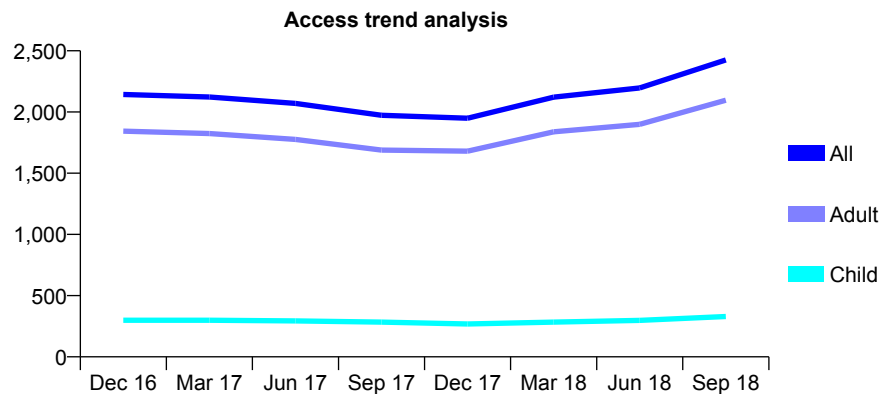
## Q70 - Vital Signs At a Glance Contract Report for 564796/0001 - September 2018

Name or company name	CP Dental
Contract type name	GDS Contract
Purpose of contract	General
Contract start date	01/04/2006
Contract end date	

18/19 Contracted general activity (UDA)	6,504
Carry forward general activity (UDA)	0
18/19 Contracted orthodontic activity (UOA)	0
Carry forward orthodontic activity (UOA)	0
Baseline contract value	£151,645.31

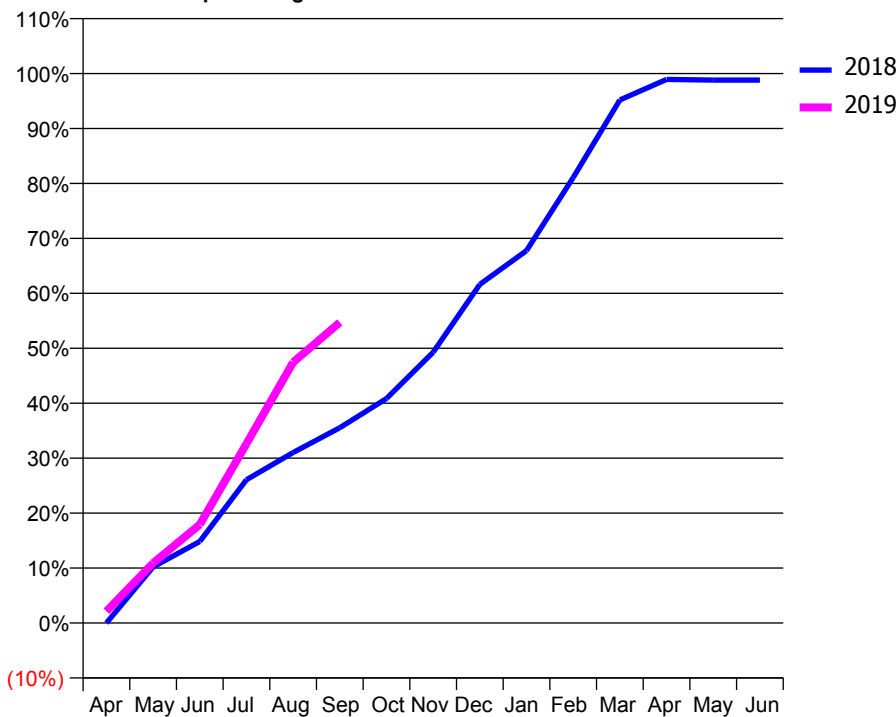
### ACCESS\*

Patients seen in 24 months	Total	Change since previous quarter
Quarter ending September 2017	1,973	
Quarter ending December 2017	1,949	↓
Quarter ending March 2018	2,122	↑
Quarter ending June 2018	2,197	↑
Quarter ending September 2018	2,425	↑
<b>Variance since September 2017</b>	<b>22.9%</b>	<b>↑</b>



### ACTIVITY

Cumulative percentage of contracted UDA delivered 2018 & 2019



Month	Adjusted Scheduled Activity (UDA)	
	2018	2019
April	0	139
May	664	709
June	965	1,166
July	1,696	2,122
August	2,018	3,086
September	2,312	3,559
October	2,657	
November	3,204	
December	4,008	
January	4,407	
February	5,272	
March	6,192	
April	6,435	
May	6,426	
June	6,426	

### QUALITY

	Quantity	Base Number	Contract	AT	Region	England
% of FP17s for the same patient ID Re-attending within 3 months - Children	7	282	2.5%	9.6%	11.1%	11.6%
% of FP17s for the same patient ID Re-attending within 3 months - Adults	265	1,835	14.4%	13.9%	15.3%	15.5%
% of FP17s for the same patient ID Re-attending between 3 & 9 months - Children	157	282	55.7%	61.8%	61.1%	58.8%
% of FP17s for the same patient ID Re-attending between 3 & 9 months - Adults	911	1,835	49.6%	53.1%	52.3%	51.1%
% of FP17s for Band 1 Urgent Courses	149	1,973	7.6%	9.9%	9.5%	9.0%
% of FP17s Relating to Free Repair or Replacements	17	1,973	0.9%	0.6%	0.7%	0.8%
% of FP17s Relating to Continuations	0	1,973	0.0%	0.9%	0.8%	0.9%
% of Patients satisfied with the dentistry they have received	2	2	N/A	92.6%	93.6%	93.3%
% of Patients satisfied with the time they had to wait for an appointment	2	2	N/A	89.8%	88.8%	88.9%

\* This is based on patients treated on this contract for their most recent course of treatment. Figures in italics indicate the base number of FP17s or Patient Questionnaire responses are less than 100. N/A is shown where the base number of responses is less than 10 during the period. % is calculated as Quantity/Base number\*100

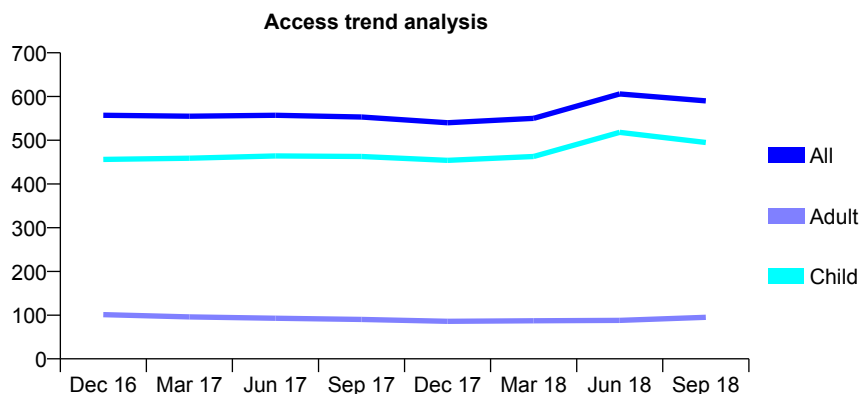
## Q70 - Vital Signs At a Glance Contract Report for 565792/0001 - September 2018

Name or company name	Drayton Dental Practice
Contract type name	GDS Contract
Purpose of contract	General
Contract start date	01/04/2006
Contract end date	

18/19 Contracted general activity (UDA)	1,823
Carry forward general activity (UDA)	0
18/19 Contracted orthodontic activity (UOA)	0
Carry forward orthodontic activity (UOA)	0
Baseline contract value	£38,307.23

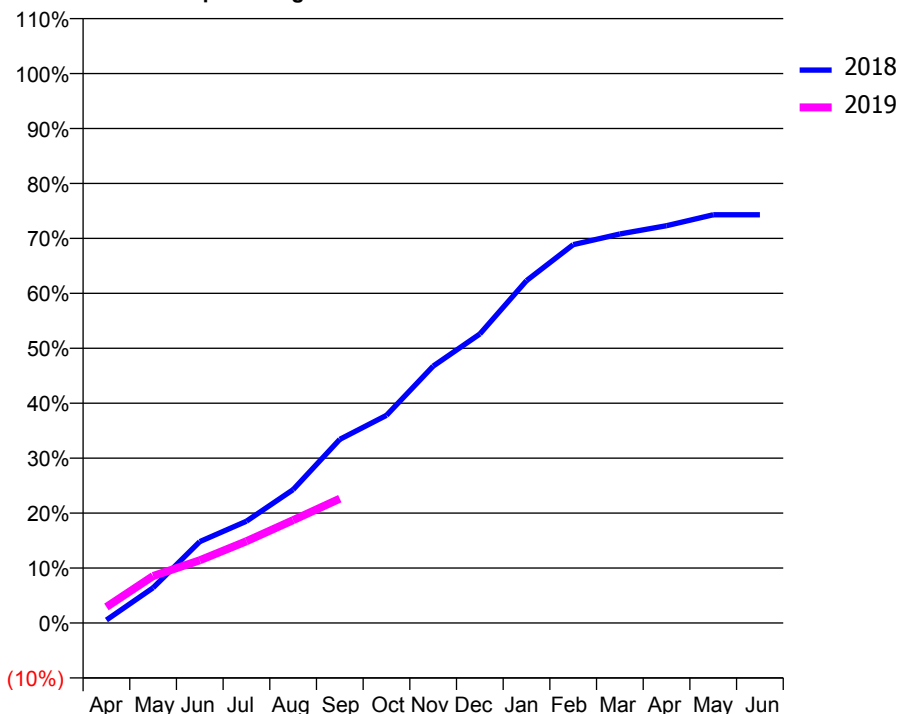
### ACCESS\*

Patients seen in 24 months	Total	Change since previous quarter
Quarter ending September 2017	553	
Quarter ending December 2017	540	↓
Quarter ending March 2018	550	→
Quarter ending June 2018	606	↑
Quarter ending September 2018	590	↓
<b>Variance since September 2017</b>	<b>6.7%</b>	<b>↑</b>



### ACTIVITY

Cumulative percentage of contracted UDA delivered 2018 & 2019



Adjusted Scheduled Activity (UDA)

Month	2018	2019
April	10	53
May	117	156
June	270	208
July	338	271
August	443	341
September	609	413
October	689	
November	852	
December	959	
January	1,136	
February	1,255	
March	1,291	
April	1,318	
May	1,354	
June	1,354	

### QUALITY

	Quantity	Base Number	Contract	AT	Region	England
% of FP17s for the same patient ID Re-attending within 3 months - Children	12	415	2.9%	9.6%	11.1%	11.6%
% of FP17s for the same patient ID Re-attending within 3 months - Adults	3	29	10.3%	13.9%	15.3%	15.5%
% of FP17s for the same patient ID Re-attending between 3 & 9 months - Children	204	415	49.2%	61.8%	61.1%	58.8%
% of FP17s for the same patient ID Re-attending between 3 & 9 months - Adults	6	29	20.7%	53.1%	52.3%	51.1%
% of FP17s for Band 1 Urgent Courses	8	380	2.1%	9.9%	9.5%	9.0%
% of FP17s Relating to Free Repair or Replacements	0	380	0.0%	0.6%	0.7%	0.8%
% of FP17s Relating to Continuations	0	380	0.0%	0.9%	0.8%	0.9%
% of Patients satisfied with the dentistry they have received	1	1	N/A	92.6%	93.6%	93.3%
% of Patients satisfied with the time they had to wait for an appointment	1	1	N/A	89.8%	88.8%	88.9%

\* This is based on patients treated on this contract for their most recent course of treatment. Figures in italics indicate the base number of FP17s or Patient Questionnaire responses are less than 100. N/A is shown where the base number of responses is less than 10 during the period. % is calculated as Quantity/Base number\*100

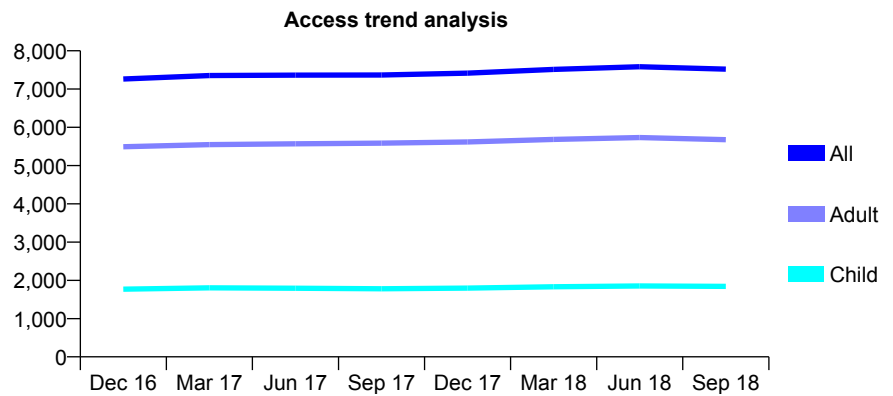
## Q70 - Vital Signs At a Glance Contract Report for 566403/0001 - September 2018

Name or company name	MR WM FLETT
Contract type name	GDS Contract
Purpose of contract	General
Contract start date	01/04/2006
Contract end date	

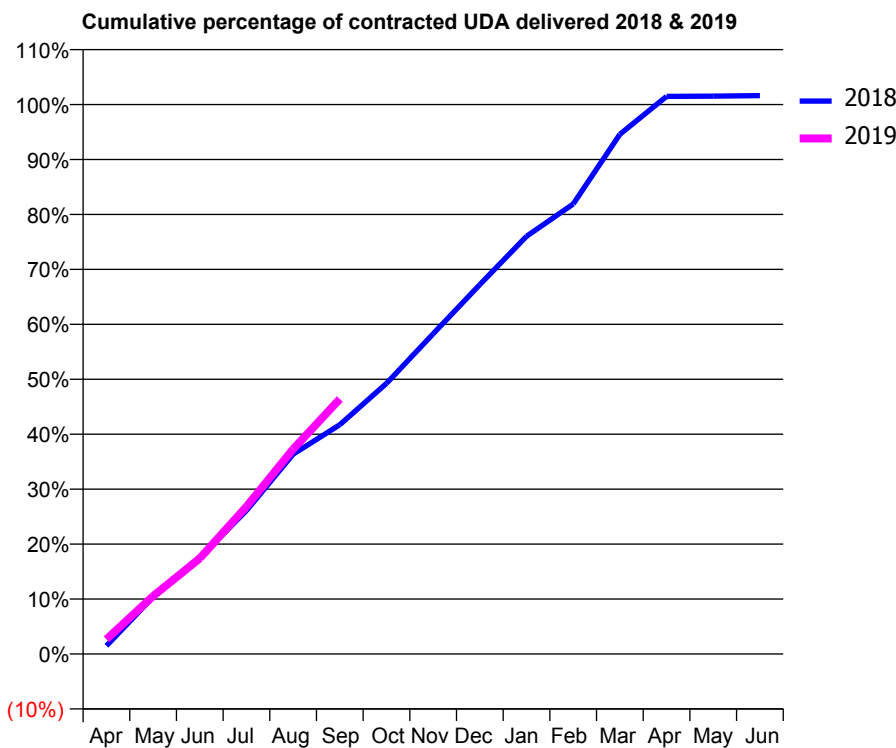
18/19 Contracted general activity (UDA)	18,531
Carry forward general activity (UDA)	0
18/19 Contracted orthodontic activity (UOA)	0
Carry forward orthodontic activity (UOA)	0
Baseline contract value	£497,681.62

### ACCESS\*

Patients seen in 24 months	Total	Change since previous quarter
Quarter ending September 2017	7,366	
Quarter ending December 2017	7,415	→
Quarter ending March 2018	7,514	→
Quarter ending June 2018	7,585	→
Quarter ending September 2018	7,519	→
<b>Variance since September 2017</b>	<b>2.1%</b>	<b>↑</b>



### ACTIVITY



Month	Adjusted Scheduled Activity (UDA)	
	2018	2019
April	277	498
May	1,921	1,953
June	3,247	3,226
July	4,838	4,972
August	6,737	6,911
September	7,730	8,602
October	9,128	
November	10,799	
December	12,457	
January	14,086	
February	15,175	
March	17,526	
April	18,806	
May	18,812	
June	18,832	

### QUALITY

	Quantity	Base Number	Contract	AT	Region	England
% of FP17s for the same patient ID Re-attending within 3 months - Children	93	1,448	6.4%	9.6%	11.1%	11.6%
% of FP17s for the same patient ID Re-attending within 3 months - Adults	480	4,085	11.8%	13.9%	15.3%	15.5%
% of FP17s for the same patient ID Re-attending between 3 & 9 months - Children	899	1,448	62.1%	61.8%	61.1%	58.8%
% of FP17s for the same patient ID Re-attending between 3 & 9 months - Adults	2,051	4,085	50.2%	53.1%	52.3%	51.1%
% of FP17s for Band 1 Urgent Courses	345	4,814	7.2%	9.9%	9.5%	9.0%
% of FP17s Relating to Free Repair or Replacements	48	4,814	1.0%	0.6%	0.7%	0.8%
% of FP17s Relating to Continuations	26	4,814	0.5%	0.9%	0.8%	0.9%
% of Patients satisfied with the dentistry they have received	3	3	N/A	92.6%	93.6%	93.3%
% of Patients satisfied with the time they had to wait for an appointment	3	3	N/A	89.8%	88.8%	88.9%

\* This is based on patients treated on this contract for their most recent course of treatment. Figures in italics indicate the base number of FP17s or Patient Questionnaire responses are less than 100. N/A is shown where the base number of responses is less than 10 during the period. % is calculated as Quantity/Base number\*100



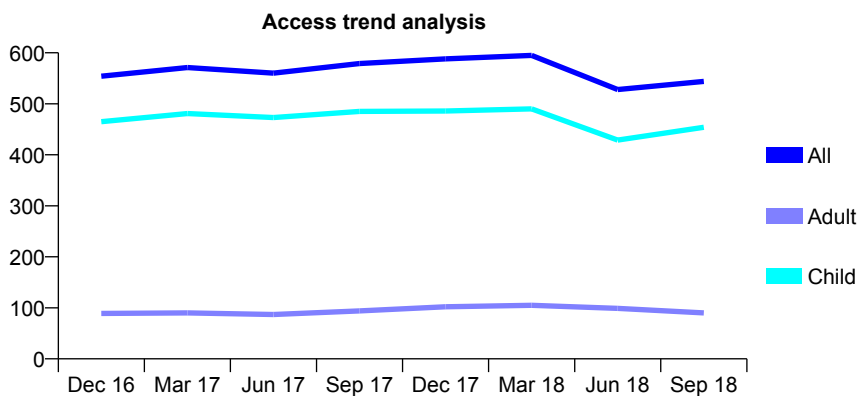
## Q70 - Vital Signs At a Glance Contract Report for 567019/0001 - September 2018

Name or company name	Drayton Dental Practice
Contract type name	GDS Contract
Purpose of contract	General
Contract start date	01/04/2006
Contract end date	

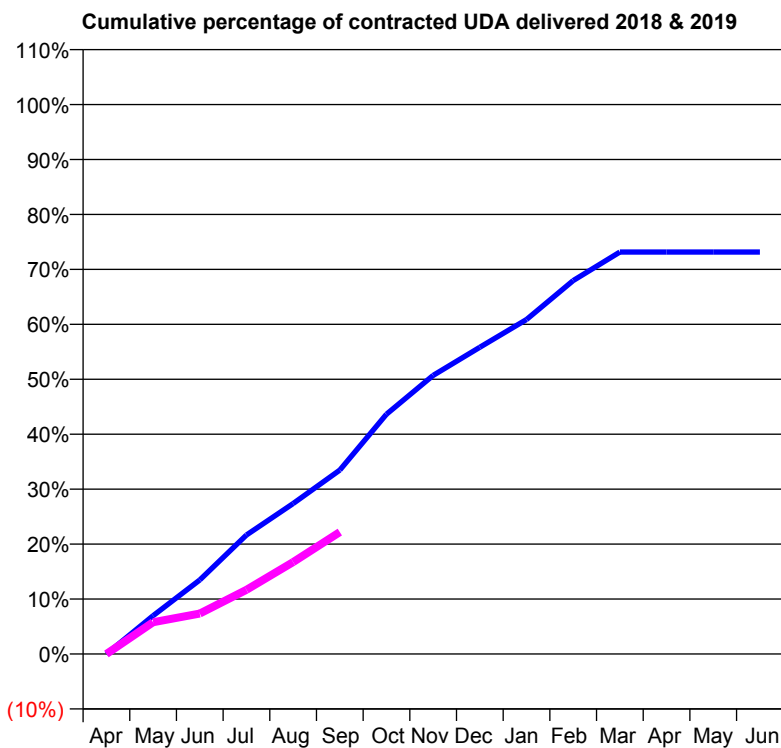
18/19 Contracted general activity (UDA)	1,526
Carry forward general activity (UDA)	0
18/19 Contracted orthodontic activity (UOA)	0
Carry forward orthodontic activity (UOA)	0
Baseline contract value	£33,089.24

### ACCESS\*

Patients seen in 24 months	Total	Change since previous quarter
Quarter ending September 2017	579	
Quarter ending December 2017	588	→
Quarter ending March 2018	595	→
Quarter ending June 2018	528	↓
Quarter ending September 2018	544	↑
<b>Variance since September 2017</b>	<b>(6.0%)</b>	<b>↓</b>



### ACTIVITY



Month	Adjusted Scheduled Activity (UDA)	
	2018	2019
April	0	0
May	106	88
June	206	112
July	330	178
August	418	255
September	511	339
October	666	
November	774	
December	852	
January	929	
February	1,037	
March	1,116	
April	1,116	
May	1,116	
June	1,116	

### QUALITY

	Quantity	Base Number	Contract	AT	Region	England
% of FP17s for the same patient ID Re-attending within 3 months - Children	4	298	1.3%	9.6%	11.1%	11.6%
% of FP17s for the same patient ID Re-attending within 3 months - Adults	0	25	0.0%	13.9%	15.3%	15.5%
% of FP17s for the same patient ID Re-attending between 3 & 9 months - Children	146	298	49.0%	61.8%	61.1%	58.8%
% of FP17s for the same patient ID Re-attending between 3 & 9 months - Adults	14	25	56.0%	53.1%	52.3%	51.1%
% of FP17s for Band 1 Urgent Courses	3	323	0.9%	9.9%	9.5%	9.0%
% of FP17s Relating to Free Repair or Replacements	0	323	0.0%	0.6%	0.7%	0.8%
% of FP17s Relating to Continuations	0	323	0.0%	0.9%	0.8%	0.9%
% of Patients satisfied with the dentistry they have received	0	0	N/A	92.6%	93.6%	93.3%
% of Patients satisfied with the time they had to wait for an appointment	0	0	N/A	89.8%	88.8%	88.9%

\* This is based on patients treated on this contract for their most recent course of treatment. Figures in italics indicate the base number of FP17s or Patient Questionnaire responses are less than 100. N/A is shown where the base number of responses is less than 10 during the period. % is calculated as Quantity/Base number\*100

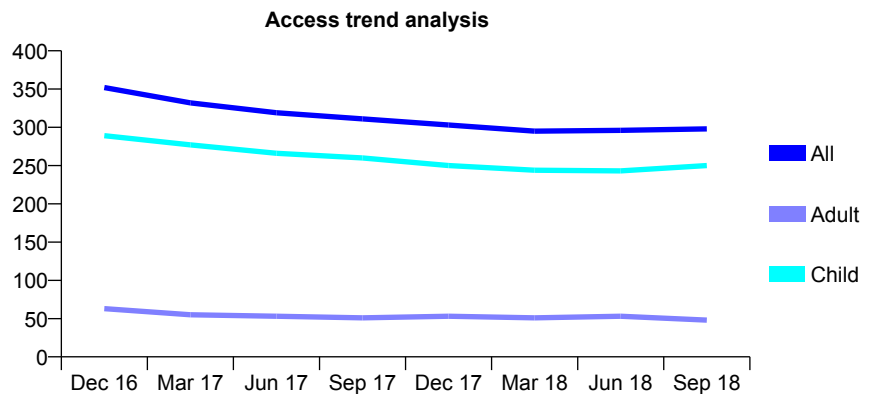
## Q70 - Vital Signs At a Glance Contract Report for 567485/0002 - September 2018

Name or company name	MR PT JONES
Contract type name	GDS Contract
Purpose of contract	General and Orthodontic
Contract start date	01/04/2006
Contract end date	

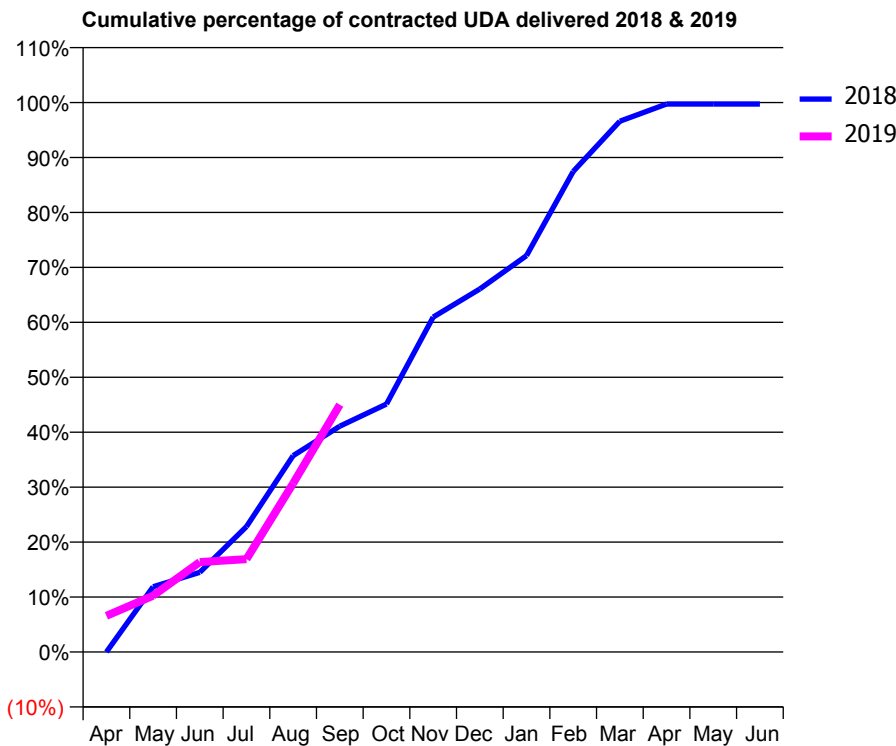
18/19 Contracted general activity (UDA)	800
Carry forward general activity (UDA)	2
18/19 Contracted orthodontic activity (UOA)	182
Carry forward orthodontic activity (UOA)	4
Baseline contract value	£37,135.71

### ACCESS\*

Patients seen in 24 months	Total	Change since previous quarter
Quarter ending September 2017	311	
Quarter ending December 2017	303	↓
Quarter ending March 2018	295	↓
Quarter ending June 2018	296	→
Quarter ending September 2018	298	→
<b>Variance since September 2017</b>	<b>(4.2%)</b>	<b>↓</b>



### ACTIVITY



Month	Adjusted Scheduled Activity (UDA)	
	2018	2019
April	0	53
May	95	82
June	116	131
July	183	135
August	286	245
September	329	360
October	361	
November	488	
December	529	
January	577	
February	700	
March	773	
April	798	
May	798	
June	798	

### QUALITY

	Quantity	Base Number	Contract	AT	Region	England
% of FP17s for the same patient ID Re-attending within 3 months - Children	26	237	11.0%	9.6%	11.1%	11.6%
% of FP17s for the same patient ID Re-attending within 3 months - Adults	5	20	25.0%	13.9%	15.3%	15.5%
% of FP17s for the same patient ID Re-attending between 3 & 9 months - Children	165	237	69.6%	61.8%	61.1%	58.8%
% of FP17s for the same patient ID Re-attending between 3 & 9 months - Adults	13	20	65.0%	53.1%	52.3%	51.1%
% of FP17s for Band 1 Urgent Courses	15	220	6.8%	9.9%	9.5%	9.0%
% of FP17s Relating to Free Repair or Replacements	0	220	0.0%	0.6%	0.7%	0.8%
% of FP17s Relating to Continuations	0	220	0.0%	0.9%	0.8%	0.9%
% of Patients satisfied with the dentistry they have received	0	0	N/A	92.6%	93.6%	93.3%
% of Patients satisfied with the time they had to wait for an appointment	0	0	N/A	89.8%	88.8%	88.9%

\* This is based on patients treated on this contract for their most recent course of treatment. Figures in italics indicate the base number of FP17s or Patient Questionnaire responses are less than 100. N/A is shown where the base number of responses is less than 10 during the period. % is calculated as Quantity/Base number\*100

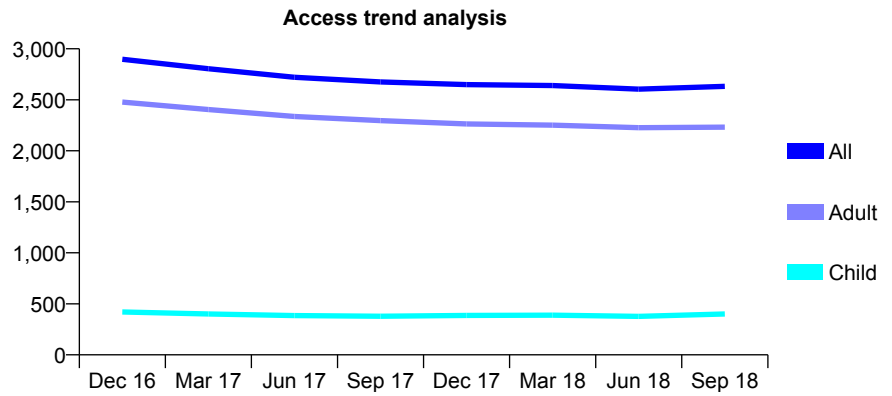
## Q70 - Vital Signs At a Glance Contract Report for 569216/0001 - September 2018

Name or company name	MR BG PARNELL
Contract type name	GDS Contract
Purpose of contract	General
Contract start date	01/04/2006
Contract end date	

18/19 Contracted general activity (UDA)	8,445
Carry forward general activity (UDA)	0
18/19 Contracted orthodontic activity (UOA)	0
Carry forward orthodontic activity (UOA)	0
Baseline contract value	£213,436.11

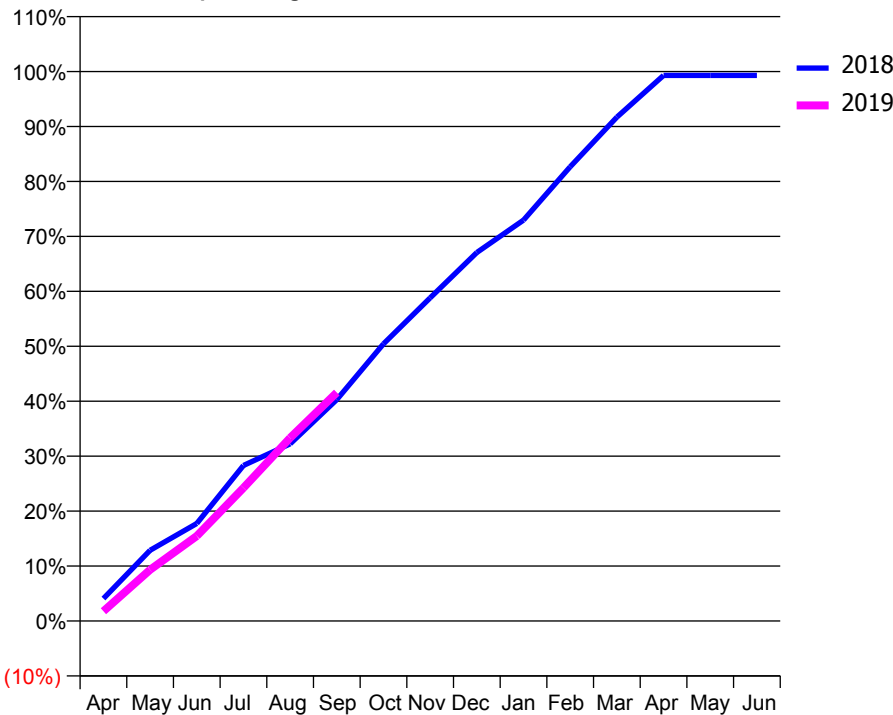
### ACCESS\*

Patients seen in 24 months	Total	Change since previous quarter
Quarter ending September 2017	2,675	
Quarter ending December 2017	2,649	→
Quarter ending March 2018	2,640	→
Quarter ending June 2018	2,604	↓
Quarter ending September 2018	2,632	→
<b>Variance since September 2017</b>	<b>(1.6%)</b>	<b>↓</b>



### ACTIVITY

Cumulative percentage of contracted UDA delivered 2018 & 2019



Month	Adjusted Scheduled Activity (UDA)	
	2018	2019
April	345	151
May	1,088	789
June	1,499	1,306
July	2,391	2,047
August	2,722	2,816
September	3,403	3,511
October	4,259	
November	4,967	
December	5,663	
January	6,162	
February	6,982	
March	7,743	
April	8,385	
May	8,386	
June	8,386	

### QUALITY

	Quantity	Base Number	Contract	AT	Region	England
% of FP17s for the same patient ID Re-attending within 3 months - Children	8	297	2.7%	9.6%	11.1%	11.6%
% of FP17s for the same patient ID Re-attending within 3 months - Adults	304	1,857	16.4%	13.9%	15.3%	15.5%
% of FP17s for the same patient ID Re-attending between 3 & 9 months - Children	171	297	57.6%	61.8%	61.1%	58.8%
% of FP17s for the same patient ID Re-attending between 3 & 9 months - Adults	1,100	1,857	59.2%	53.1%	52.3%	51.1%
% of FP17s for Band 1 Urgent Courses	333	1,909	17.4%	9.9%	9.5%	9.0%
% of FP17s Relating to Free Repair or Replacements	19	1,909	1.0%	0.6%	0.7%	0.8%
% of FP17s Relating to Continuations	34	1,909	1.8%	0.9%	0.8%	0.9%
% of Patients satisfied with the dentistry they have received	4	4	N/A	92.6%	93.6%	93.3%
% of Patients satisfied with the time they had to wait for an appointment	4	4	N/A	89.8%	88.8%	88.9%

\* This is based on patients treated on this contract for their most recent course of treatment. Figures in italics indicate the base number of FP17s or Patient Questionnaire responses are less than 100. N/A is shown where the base number of responses is less than 10 during the period. % is calculated as Quantity/Base number\*100

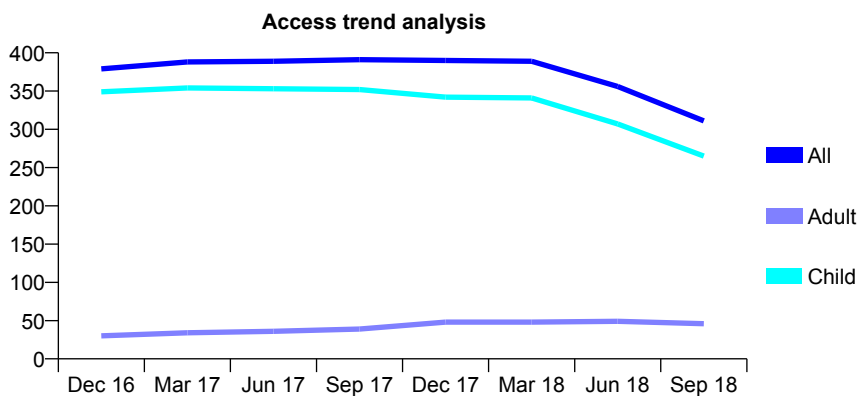
## Q70 - Vital Signs At a Glance Contract Report for 570036/0001 - September 2018

Name or company name	MRS EM EXELBY
Contract type name	GDS Contract
Purpose of contract	General
Contract start date	01/04/2006
Contract end date	30/04/2018

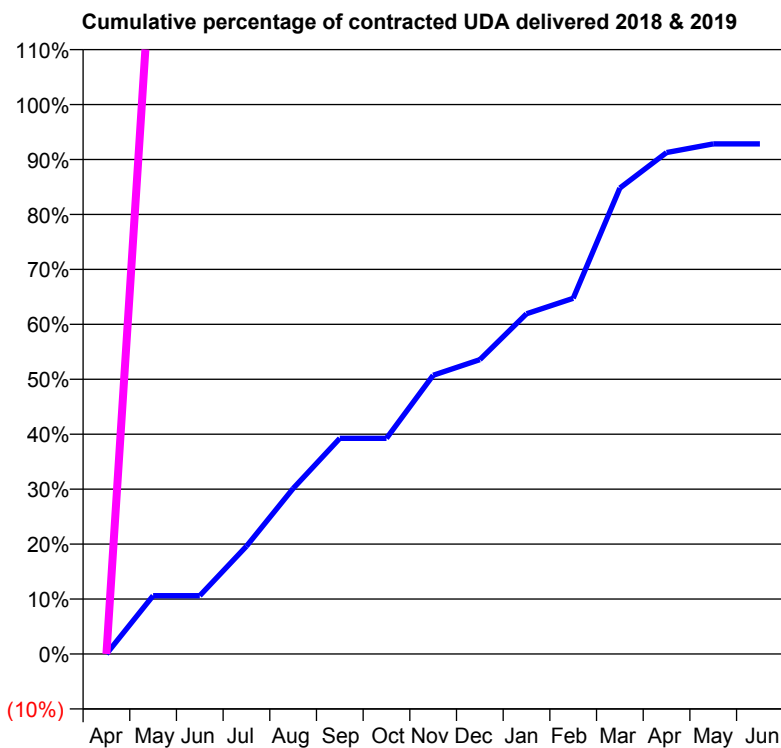
18/19 Contracted general activity (UDA)	54
Carry forward general activity (UDA)	0
18/19 Contracted orthodontic activity (UOA)	0
Carry forward orthodontic activity (UOA)	0
Baseline contract value	£1,209.12

### ACCESS\*

Patients seen in 24 months	Total	Change since previous quarter
Quarter ending September 2017	391	
Quarter ending December 2017	390	→
Quarter ending March 2018	389	→
Quarter ending June 2018	356	↓
Quarter ending September 2018	311	↓
<b>Variance since September 2017</b>	<b>(20.5%)</b>	<b>↓</b>



### ACTIVITY



Month	Adjusted Scheduled Activity (UDA)	
	2018	2019
April	0	0
May	69	71
June	69	71
July	128	78
August	196	78
September	255	78
October	255	
November	330	
December	348	
January	402	
February	421	
March	551	
April	593	
May	603	
June	603	

### QUALITY

	Quantity	Base Number	Contract	AT	Region	England
% of FP17s for the same patient ID Re-attending within 3 months - Children	6	92	6.5%	9.6%	11.1%	11.6%
% of FP17s for the same patient ID Re-attending within 3 months - Adults	0	0	N/A	13.9%	15.3%	15.5%
% of FP17s for the same patient ID Re-attending between 3 & 9 months - Children	39	92	42.4%	61.8%	61.1%	58.8%
% of FP17s for the same patient ID Re-attending between 3 & 9 months - Adults	0	0	N/A	53.1%	52.3%	51.1%
% of FP17s for Band 1 Urgent Courses	2	62	3.2%	9.9%	9.5%	9.0%
% of FP17s Relating to Free Repair or Replacements	0	62	0.0%	0.6%	0.7%	0.8%
% of FP17s Relating to Continuations	0	62	0.0%	0.9%	0.8%	0.9%
% of Patients satisfied with the dentistry they have received	0	0	N/A	92.6%	93.6%	93.3%
% of Patients satisfied with the time they had to wait for an appointment	0	0	N/A	89.8%	88.8%	88.9%

\* This is based on patients treated on this contract for their most recent course of treatment. Figures in italics indicate the base number of FP17s or Patient Questionnaire responses are less than 100. N/A is shown where the base number of responses is less than 10 during the period. % is calculated as Quantity/Base number\*100

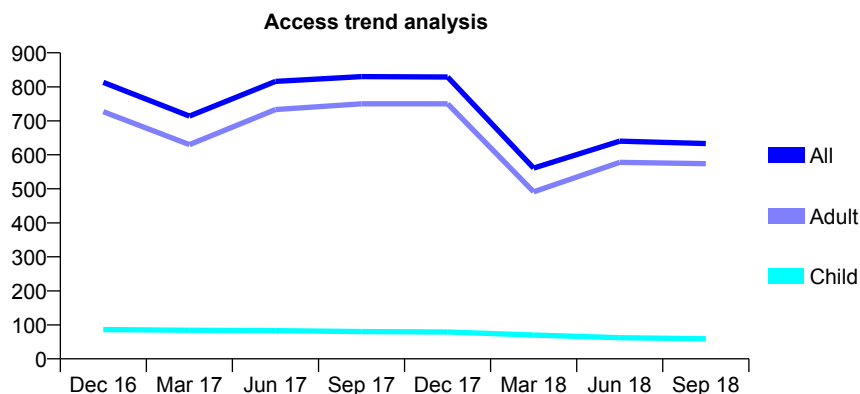
## Q70 - Vital Signs At a Glance Contract Report for 572330/0001 - September 2018

Name or company name	MR SD JAMES
Contract type name	GDS Contract
Purpose of contract	General
Contract start date	01/04/2006
Contract end date	

18/19 Contracted general activity (UDA)	3,500
Carry forward general activity (UDA)	0
18/19 Contracted orthodontic activity (UOA)	0
Carry forward orthodontic activity (UOA)	0
Baseline contract value	£79,360.61

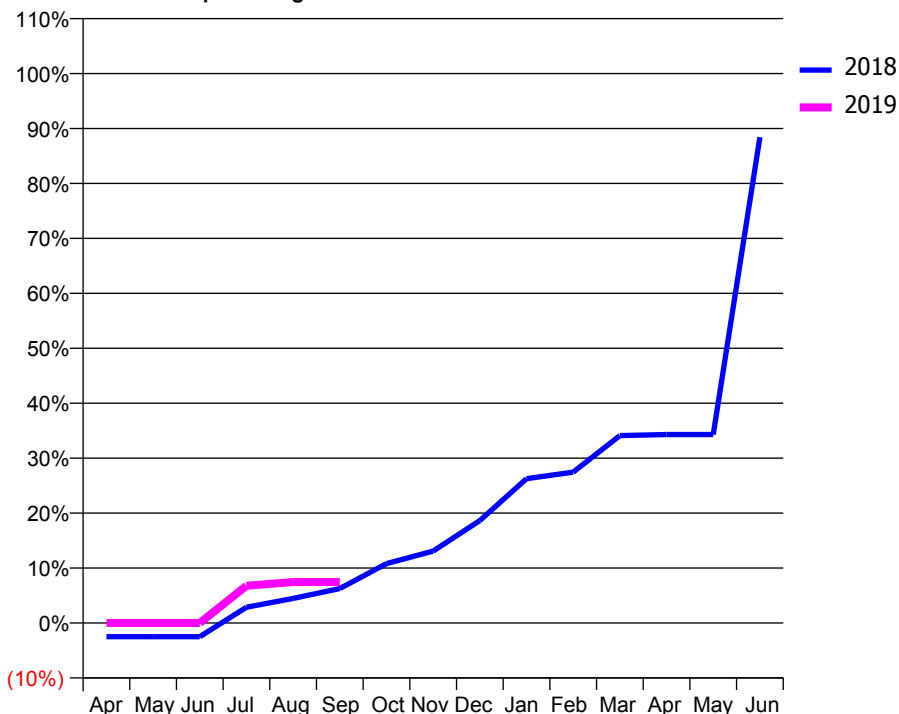
### ACCESS\*

Patients seen in 24 months	Total	Change since previous quarter
Quarter ending September 2017	830	
Quarter ending December 2017	829	→
Quarter ending March 2018	561	↓
Quarter ending June 2018	640	↑
Quarter ending September 2018	633	↓
<b>Variance since September 2017</b>	<b>(23.7%)</b>	<b>↓</b>



### ACTIVITY

Cumulative percentage of contracted UDA delivered 2018 & 2019



Adjusted Scheduled Activity (UDA)

Month	2018	2019
April	-88	0
May	-88	0
June	-88	0
July	101	237
August	157	261
September	220	261
October	379	
November	458	
December	653	
January	919	
February	961	
March	1,193	
April	1,200	
May	1,200	
June	3,094	

### QUALITY

	Quantity	Base Number	Contract	AT	Region	England
% of FP17s for the same patient ID Re-attending within 3 months - Children	0	19	0.0%	9.6%	11.1%	11.6%
% of FP17s for the same patient ID Re-attending within 3 months - Adults	26	272	9.6%	13.9%	15.3%	15.5%
% of FP17s for the same patient ID Re-attending between 3 & 9 months - Children	15	19	78.9%	61.8%	61.1%	58.8%
% of FP17s for the same patient ID Re-attending between 3 & 9 months - Adults	62	272	22.8%	53.1%	52.3%	51.1%
% of FP17s for Band 1 Urgent Courses	2	49	4.1%	9.9%	9.5%	9.0%
% of FP17s Relating to Free Repair or Replacements	0	49	0.0%	0.6%	0.7%	0.8%
% of FP17s Relating to Continuations	0	49	0.0%	0.9%	0.8%	0.9%
% of Patients satisfied with the dentistry they have received	1	2	N/A	92.6%	93.6%	93.3%
% of Patients satisfied with the time they had to wait for an appointment	2	2	N/A	89.8%	88.8%	88.9%

\* This is based on patients treated on this contract for their most recent course of treatment. Figures in italics indicate the base number of FP17s or Patient Questionnaire responses are less than 100. N/A is shown where the base number of responses is less than 10 during the period. % is calculated as Quantity/Base number\*100

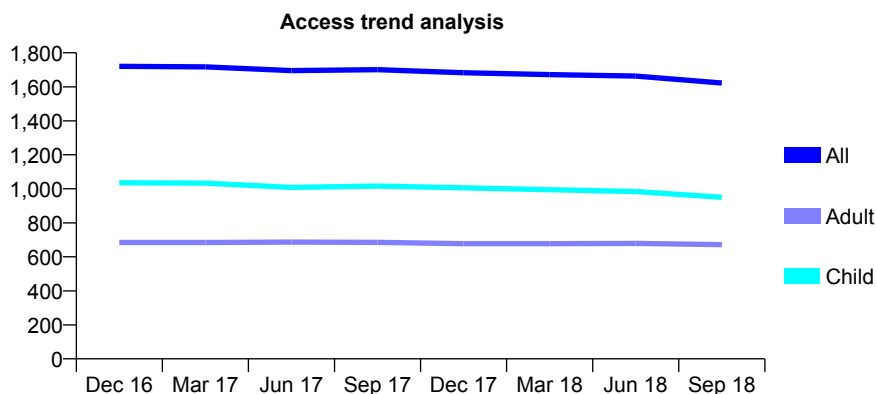
## Q70 - Vital Signs At a Glance Contract Report for 573566/0002 - September 2018

Name or company name	Sandown Dental Practice
Contract type name	GDS Contract
Purpose of contract	General
Contract start date	04/01/2010
Contract end date	

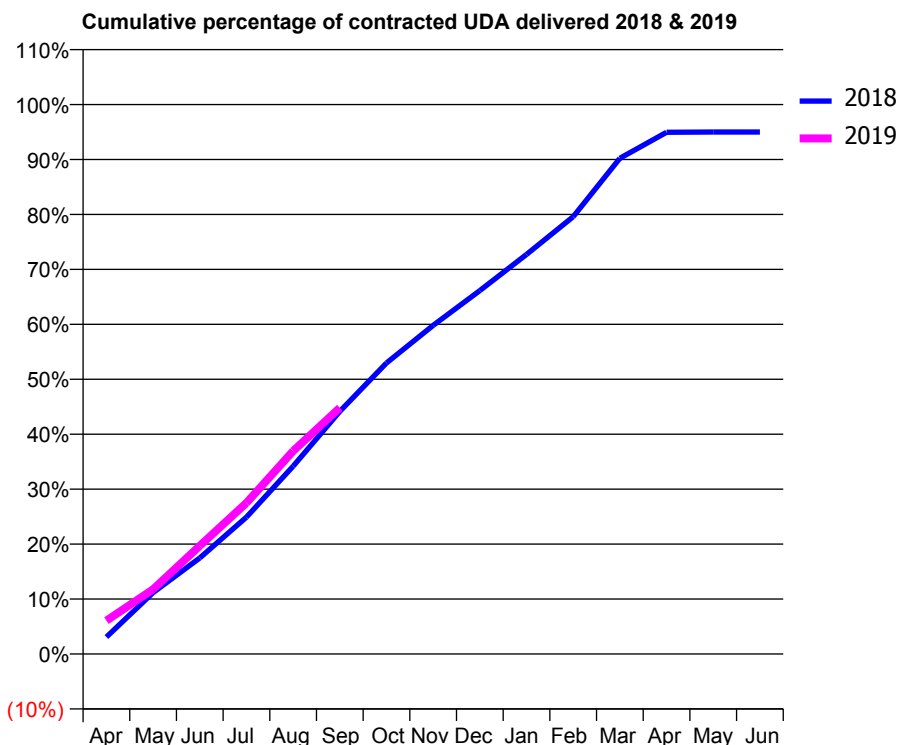
18/19 Contracted general activity (UDA)	3,506
Carry forward general activity (UDA)	0
18/19 Contracted orthodontic activity (UOA)	0
Carry forward orthodontic activity (UOA)	0
Baseline contract value	£83,666.37

### ACCESS\*

Patients seen in 24 months	Total	Change since previous quarter
Quarter ending September 2017	1,701	
Quarter ending December 2017	1,683	↓
Quarter ending March 2018	1,672	→
Quarter ending June 2018	1,663	→
Quarter ending September 2018	1,622	↓
<b>Variance since September 2017</b>	<b>(4.6%)</b>	<b>↓</b>



### ACTIVITY



Adjusted Scheduled Activity (UDA)		
Month	2018	2019
April	109	213
May	392	413
June	613	690
July	874	964
August	1,199	1,295
September	1,548	1,571
October	1,857	
November	2,097	
December	2,319	
January	2,549	
February	2,791	
March	3,163	
April	3,328	
May	3,330	
June	3,330	

### QUALITY

	Quantity	Base Number	Contract	AT	Region	England
% of FP17s for the same patient ID Re-attending within 3 months - Children	68	877	7.8%	9.6%	11.1%	11.6%
% of FP17s for the same patient ID Re-attending within 3 months - Adults	36	394	9.1%	13.9%	15.3%	15.5%
% of FP17s for the same patient ID Re-attending between 3 & 9 months - Children	611	877	69.7%	61.8%	61.1%	58.8%
% of FP17s for the same patient ID Re-attending between 3 & 9 months - Adults	202	394	51.3%	53.1%	52.3%	51.1%
% of FP17s for Band 1 Urgent Courses	39	1,169	3.3%	9.9%	9.5%	9.0%
% of FP17s Relating to Free Repair or Replacements	0	1,169	0.0%	0.6%	0.7%	0.8%
% of FP17s Relating to Continuations	3	1,169	0.3%	0.9%	0.8%	0.9%
% of Patients satisfied with the dentistry they have received	0	0	N/A	92.6%	93.6%	93.3%
% of Patients satisfied with the time they had to wait for an appointment	0	0	N/A	89.8%	88.8%	88.9%

\* This is based on patients treated on this contract for their most recent course of treatment. Figures in italics indicate the base number of FP17s or Patient Questionnaire responses are less than 100. N/A is shown where the base number of responses is less than 10 during the period. % is calculated as Quantity/Base number\*100

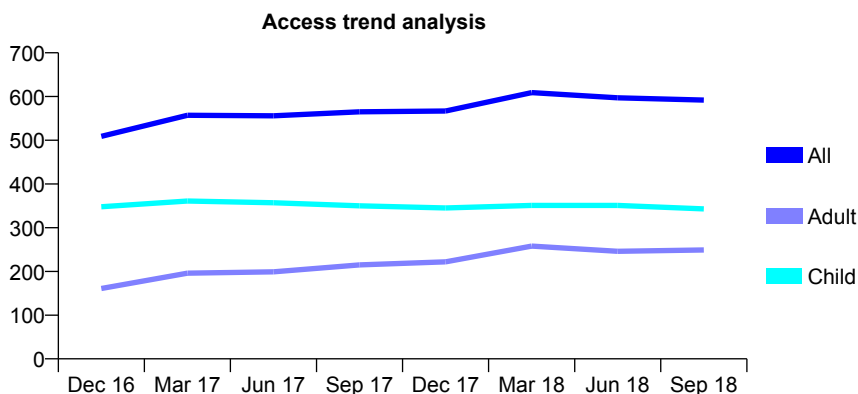
## Q70 - Vital Signs At a Glance Contract Report for 574937/0001 - September 2018

Name or company name	Teeth-on-the-Heath
Contract type name	GDS Contract
Purpose of contract	General
Contract start date	01/04/2006
Contract end date	

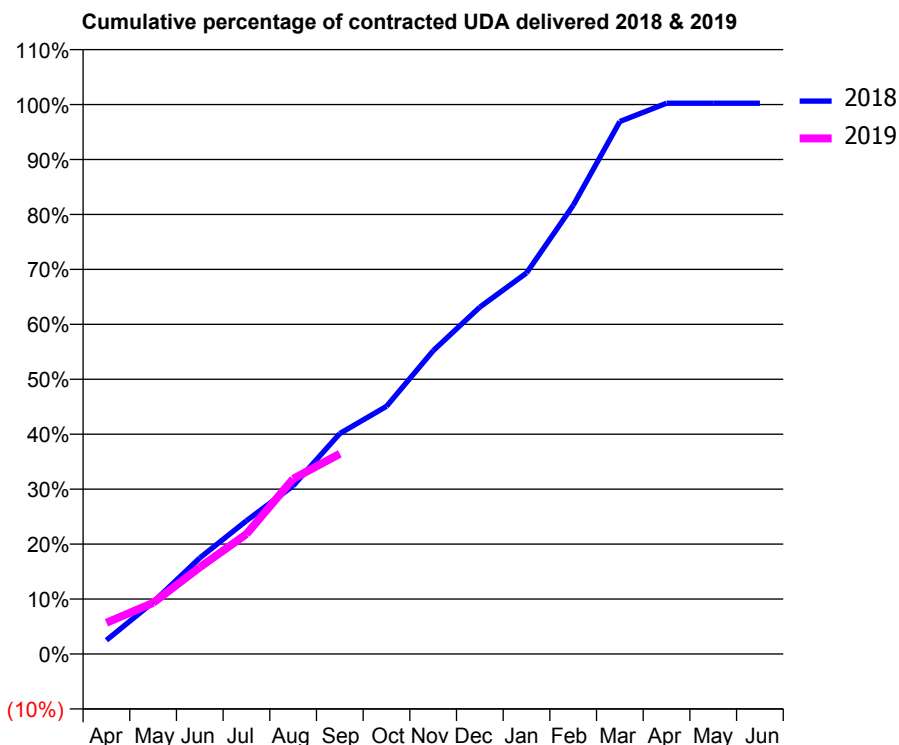
18/19 Contracted general activity (UDA)	1,331
Carry forward general activity (UDA)	0
18/19 Contracted orthodontic activity (UOA)	0
Carry forward orthodontic activity (UOA)	0
Baseline contract value	£36,353.29

### ACCESS\*

Patients seen in 24 months	Total	Change since previous quarter
Quarter ending September 2017	565	
Quarter ending December 2017	567	→
Quarter ending March 2018	609	↑
Quarter ending June 2018	597	↓
Quarter ending September 2018	592	→
<b>Variance since September 2017</b>	<b>4.8%</b>	<b>↑</b>



### ACTIVITY



Month	Adjusted Scheduled Activity (UDA)	
	2018	2019
April	33	76
May	126	124
June	233	210
July	323	291
August	408	424
September	534	485
October	600	
November	735	
December	840	
January	923	
February	1,087	
March	1,290	
April	1,334	
May	1,334	
June	1,334	

### QUALITY

	Quantity	Base Number	Contract	AT	Region	England
% of FP17s for the same patient ID Re-attending within 3 months - Children	20	253	7.9%	9.6%	11.1%	11.6%
% of FP17s for the same patient ID Re-attending within 3 months - Adults	11	86	12.8%	13.9%	15.3%	15.5%
% of FP17s for the same patient ID Re-attending between 3 & 9 months - Children	184	253	72.7%	61.8%	61.1%	58.8%
% of FP17s for the same patient ID Re-attending between 3 & 9 months - Adults	41	86	47.7%	53.1%	52.3%	51.1%
% of FP17s for Band 1 Urgent Courses	40	308	13.0%	9.9%	9.5%	9.0%
% of FP17s Relating to Free Repair or Replacements	0	308	0.0%	0.6%	0.7%	0.8%
% of FP17s Relating to Continuations	0	308	0.0%	0.9%	0.8%	0.9%
% of Patients satisfied with the dentistry they have received	0	0	N/A	92.6%	93.6%	93.3%
% of Patients satisfied with the time they had to wait for an appointment	0	0	N/A	89.8%	88.8%	88.9%

\* This is based on patients treated on this contract for their most recent course of treatment. Figures in italics indicate the base number of FP17s or Patient Questionnaire responses are less than 100. N/A is shown where the base number of responses is less than 10 during the period. % is calculated as Quantity/Base number\*100



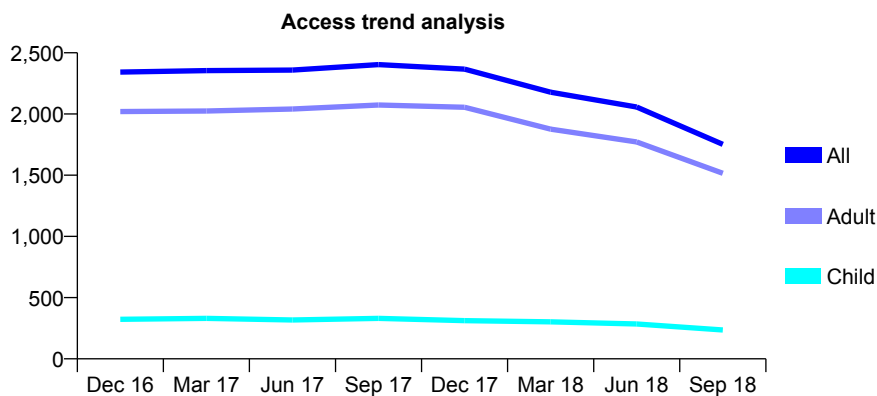
## Q70 - Vital Signs At a Glance Contract Report for 626228/0001 - September 2018

Name or company name	CP Dental
Contract type name	GDS Contract
Purpose of contract	General
Contract start date	01/04/2006
Contract end date	

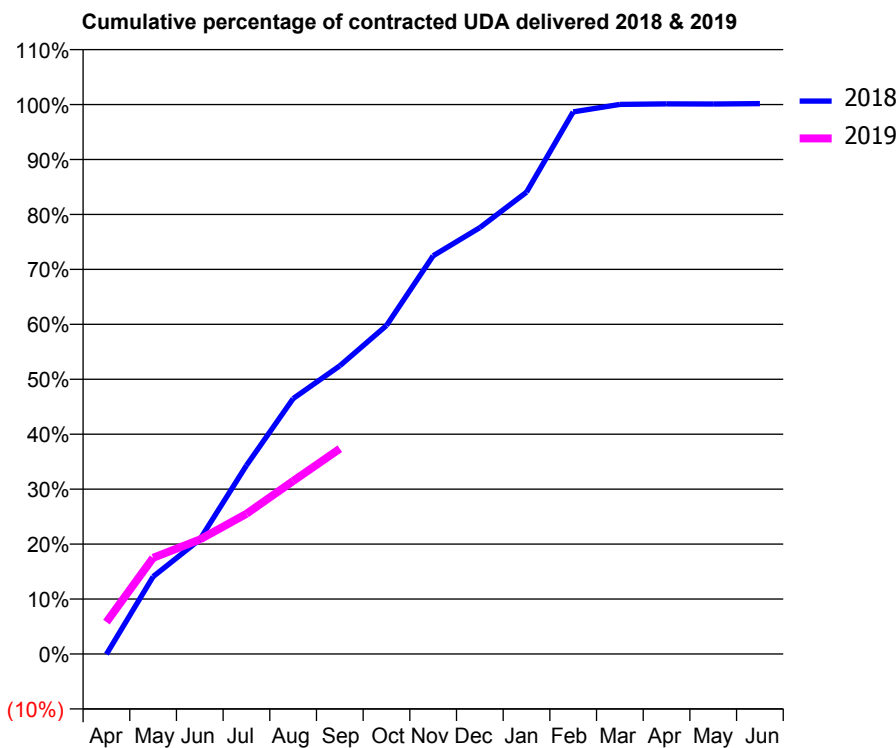
18/19 Contracted general activity (UDA)	7,275
Carry forward general activity (UDA)	0
18/19 Contracted orthodontic activity (UOA)	0
Carry forward orthodontic activity (UOA)	0
Baseline contract value	£173,237.38

### ACCESS\*

Patients seen in 24 months	Total	Change since previous quarter
Quarter ending September 2017	2,404	
Quarter ending December 2017	2,367	↓
Quarter ending March 2018	2,178	↓
Quarter ending June 2018	2,057	↓
Quarter ending September 2018	1,752	↓
<b>Variance since September 2017</b>	<b>(27.1%)</b>	<b>↓</b>



### ACTIVITY



Month	Adjusted Scheduled Activity (UDA)	
	2018	2019
April	-4	423
May	1,025	1,274
June	1,515	1,516
July	2,496	1,857
August	3,382	2,291
September	3,817	2,718
October	4,349	
November	5,272	
December	5,645	
January	6,115	
February	7,177	
March	7,276	
April	7,283	
May	7,282	
June	7,286	

### QUALITY

	Quantity	Base Number	Contract	AT	Region	England
% of FP17s for the same patient ID Re-attending within 3 months - Children	7	182	3.8%	9.6%	11.1%	11.6%
% of FP17s for the same patient ID Re-attending within 3 months - Adults	85	1,256	6.8%	13.9%	15.3%	15.5%
% of FP17s for the same patient ID Re-attending between 3 & 9 months - Children	119	182	65.4%	61.8%	61.1%	58.8%
% of FP17s for the same patient ID Re-attending between 3 & 9 months - Adults	897	1,256	71.4%	53.1%	52.3%	51.1%
% of FP17s for Band 1 Urgent Courses	68	1,430	4.8%	9.9%	9.5%	9.0%
% of FP17s Relating to Free Repair or Replacements	1	1,430	0.1%	0.6%	0.7%	0.8%
% of FP17s Relating to Continuations	4	1,430	0.3%	0.9%	0.8%	0.9%
% of Patients satisfied with the dentistry they have received	1	2	N/A	92.6%	93.6%	93.3%
% of Patients satisfied with the time they had to wait for an appointment	2	2	N/A	89.8%	88.8%	88.9%

\* This is based on patients treated on this contract for their most recent course of treatment. Figures in italics indicate the base number of FP17s or Patient Questionnaire responses are less than 100. N/A is shown where the base number of responses is less than 10 during the period. % is calculated as Quantity/Base number\*100

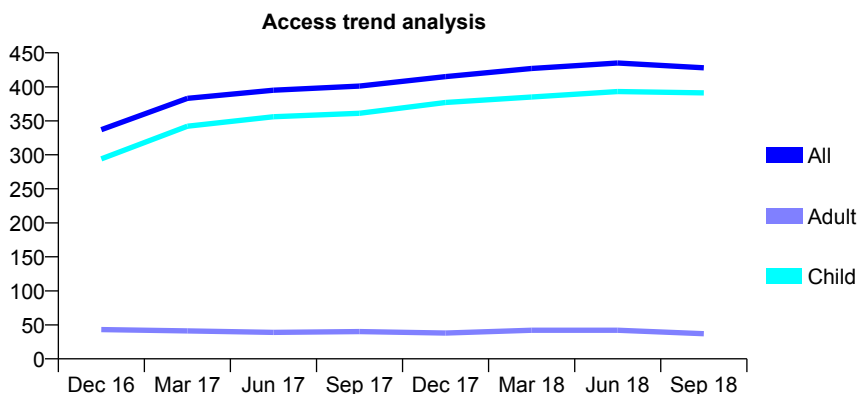
## Q70 - Vital Signs At a Glance Contract Report for 635901/0001 - September 2018

Name or company name	Oakley Road Dental Practice
Contract type name	GDS Contract
Purpose of contract	General
Contract start date	01/04/2006
Contract end date	

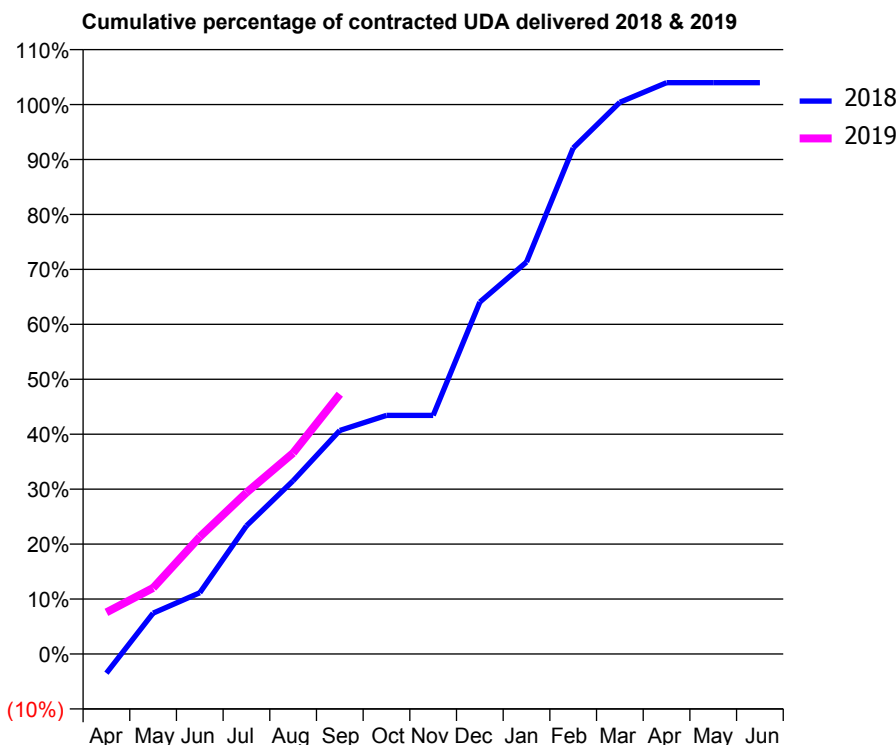
18/19 Contracted general activity (UDA)	700
Carry forward general activity (UDA)	0
18/19 Contracted orthodontic activity (UOA)	0
Carry forward orthodontic activity (UOA)	0
Baseline contract value	£16,126.39

### ACCESS\*

Patients seen in 24 months	Total	Change since previous quarter
Quarter ending September 2017	401	
Quarter ending December 2017	415	↑
Quarter ending March 2018	427	↑
Quarter ending June 2018	435	→
Quarter ending September 2018	428	↓
<b>Variance since September 2017</b>	<b>6.7%</b>	<b>↑</b>



### ACTIVITY



Adjusted Scheduled Activity (UDA)		
Month	2018	2019
April	-25	53
May	52	84
June	78	149
July	163	206
August	221	256
September	285	331
October	304	
November	304	
December	448	
January	499	
February	645	
March	703	
April	728	
May	728	
June	728	

### QUALITY

	Quantity	Base Number	Contract	AT	Region	England
% of FP17s for the same patient ID Re-attending within 3 months - Children	15	283	5.3%	9.6%	11.1%	11.6%
% of FP17s for the same patient ID Re-attending within 3 months - Adults	0	0	N/A	13.9%	15.3%	15.5%
% of FP17s for the same patient ID Re-attending between 3 & 9 months - Children	188	283	66.4%	61.8%	61.1%	58.8%
% of FP17s for the same patient ID Re-attending between 3 & 9 months - Adults	0	0	N/A	53.1%	52.3%	51.1%
% of FP17s for Band 1 Urgent Courses	5	267	1.9%	9.9%	9.5%	9.0%
% of FP17s Relating to Free Repair or Replacements	0	267	0.0%	0.6%	0.7%	0.8%
% of FP17s Relating to Continuations	1	267	0.4%	0.9%	0.8%	0.9%
% of Patients satisfied with the dentistry they have received	0	0	N/A	92.6%	93.6%	93.3%
% of Patients satisfied with the time they had to wait for an appointment	0	0	N/A	89.8%	88.8%	88.9%

\* This is based on patients treated on this contract for their most recent course of treatment. Figures in italics indicate the base number of FP17s or Patient Questionnaire responses are less than 100. N/A is shown where the base number of responses is less than 10 during the period. % is calculated as Quantity/Base number\*100

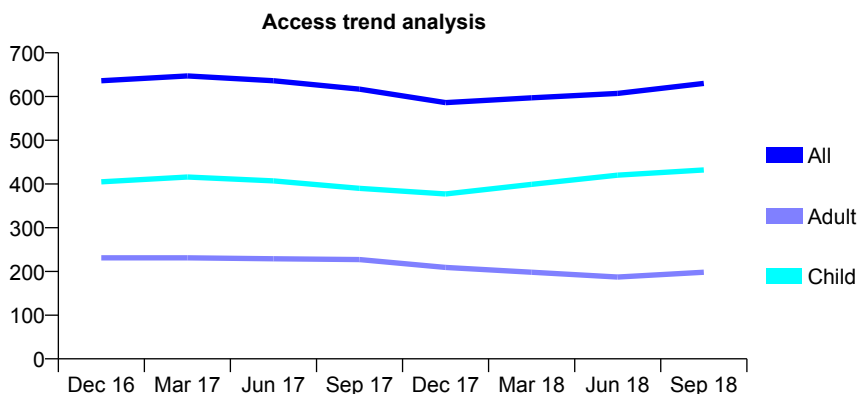
## Q70 - Vital Signs At a Glance Contract Report for 636150/0001 - September 2018

Name or company name	MR JF KAVANAGH
Contract type name	GDS Contract
Purpose of contract	General
Contract start date	01/04/2006
Contract end date	

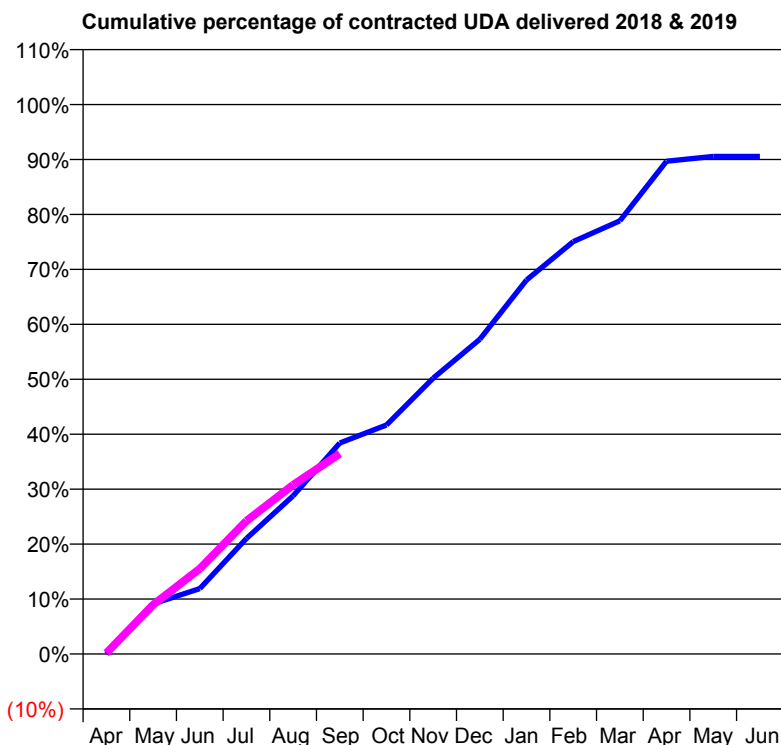
18/19 Contracted general activity (UDA)	1,160
Carry forward general activity (UDA)	0
18/19 Contracted orthodontic activity (UOA)	0
Carry forward orthodontic activity (UOA)	0
Baseline contract value	£25,034.42

### ACCESS\*

Patients seen in 24 months	Total	Change since previous quarter
Quarter ending September 2017	617	
Quarter ending December 2017	586	↓
Quarter ending March 2018	597	→
Quarter ending June 2018	607	→
Quarter ending September 2018	630	↑
<b>Variance since September 2017</b>	<b>2.1%</b>	<b>↑</b>



### ACTIVITY



Adjusted Scheduled Activity (UDA)		
Month	2018	2019
April	0	2
May	106	104
June	138	180
July	244	281
August	334	357
September	445	423
October	483	
November	582	
December	664	
January	789	
February	870	
March	914	
April	1,040	
May	1,050	
June	1,050	

### QUALITY

	Quantity	Base Number	Contract	AT	Region	England
% of FP17s for the same patient ID Re-attending within 3 months - Children	21	349	6.0%	9.6%	11.1%	11.6%
% of FP17s for the same patient ID Re-attending within 3 months - Adults	20	116	17.2%	13.9%	15.3%	15.5%
% of FP17s for the same patient ID Re-attending between 3 & 9 months - Children	199	349	57.0%	61.8%	61.1%	58.8%
% of FP17s for the same patient ID Re-attending between 3 & 9 months - Adults	62	116	53.4%	53.1%	52.3%	51.1%
% of FP17s for Band 1 Urgent Courses	0	347	0.0%	9.9%	9.5%	9.0%
% of FP17s Relating to Free Repair or Replacements	0	347	0.0%	0.6%	0.7%	0.8%
% of FP17s Relating to Continuations	0	347	0.0%	0.9%	0.8%	0.9%
% of Patients satisfied with the dentistry they have received	0	0	N/A	92.6%	93.6%	93.3%
% of Patients satisfied with the time they had to wait for an appointment	0	0	N/A	89.8%	88.8%	88.9%

\* This is based on patients treated on this contract for their most recent course of treatment. Figures in italics indicate the base number of FP17s or Patient Questionnaire responses are less than 100. N/A is shown where the base number of responses is less than 10 during the period. % is calculated as Quantity/Base number\*100

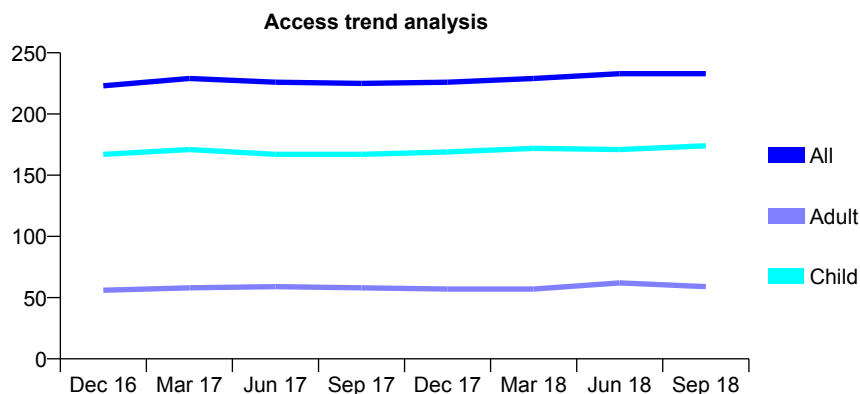
## Q70 - Vital Signs At a Glance Contract Report for 643106/0001 - September 2018

Name or company name	MR AR PRYNNE
Contract type name	GDS Contract
Purpose of contract	General
Contract start date	01/04/2006
Contract end date	

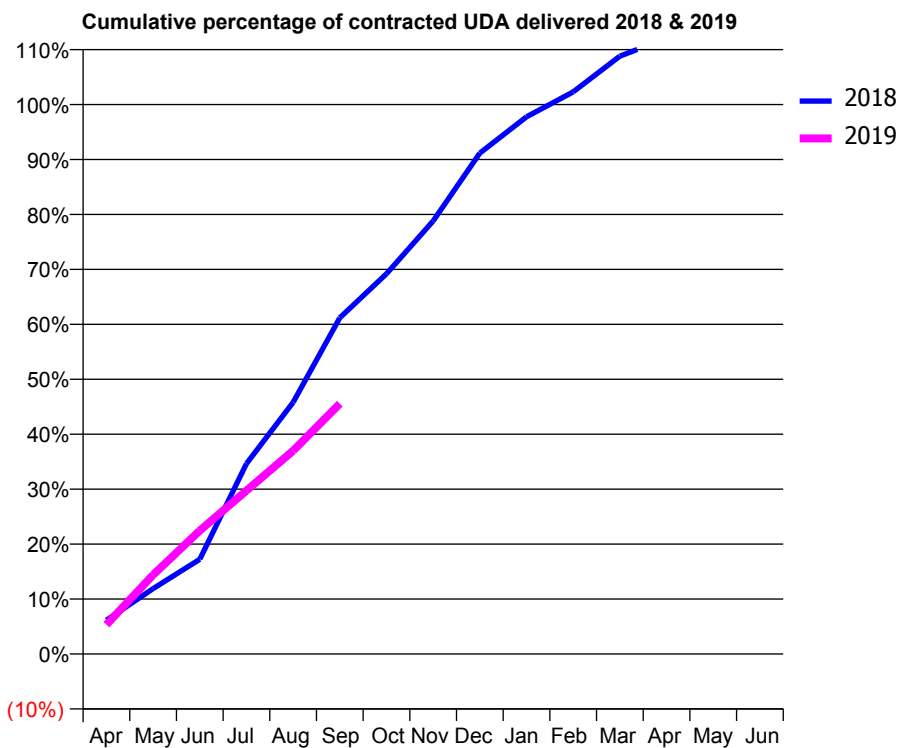
18/19 Contracted general activity (UDA)	400
Carry forward general activity (UDA)	0
18/19 Contracted orthodontic activity (UOA)	0
Carry forward orthodontic activity (UOA)	0
Baseline contract value	£10,196.33

### ACCESS\*

Patients seen in 24 months	Total	Change since previous quarter
Quarter ending September 2017	225	
Quarter ending December 2017	226	→
Quarter ending March 2018	229	→
Quarter ending June 2018	233	→
Quarter ending September 2018	233	→
<b>Variance since September 2017</b>	<b>3.6%</b>	<b>↑</b>



### ACTIVITY



Adjusted Scheduled Activity (UDA)		
Month	2018	2019
April	25	21
May	48	58
June	69	90
July	139	119
August	183	148
September	245	182
October	277	
November	315	
December	365	
January	391	
February	409	
March	435	
April	448	
May	448	
June	448	

### QUALITY

	Quantity	Base Number	Contract	AT	Region	England
% of FP17s for the same patient ID Re-attending within 3 months - Children	5	140	3.6%	9.6%	11.1%	11.6%
% of FP17s for the same patient ID Re-attending within 3 months - Adults	1	25	4.0%	13.9%	15.3%	15.5%
% of FP17s for the same patient ID Re-attending between 3 & 9 months - Children	92	140	65.7%	61.8%	61.1%	58.8%
% of FP17s for the same patient ID Re-attending between 3 & 9 months - Adults	10	25	40.0%	53.1%	52.3%	51.1%
% of FP17s for Band 1 Urgent Courses	6	153	3.9%	9.9%	9.5%	9.0%
% of FP17s Relating to Free Repair or Replacements	0	153	0.0%	0.6%	0.7%	0.8%
% of FP17s Relating to Continuations	2	153	1.3%	0.9%	0.8%	0.9%
% of Patients satisfied with the dentistry they have received	0	0	N/A	92.6%	93.6%	93.3%
% of Patients satisfied with the time they had to wait for an appointment	0	0	N/A	89.8%	88.8%	88.9%

\* This is based on patients treated on this contract for their most recent course of treatment. Figures in italics indicate the base number of FP17s or Patient Questionnaire responses are less than 100. N/A is shown where the base number of responses is less than 10 during the period. % is calculated as Quantity/Base number\*100

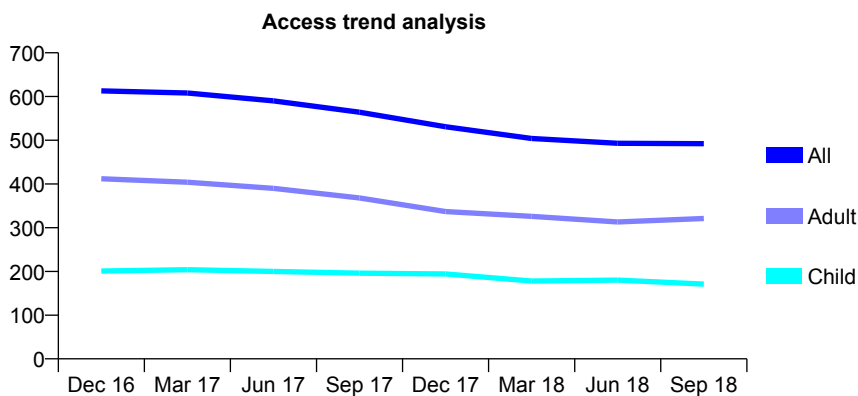
## Q70 - Vital Signs At a Glance Contract Report for 648353/0001 - September 2018

Name or company name	MR MR RICHARDS
Contract type name	GDS Contract
Purpose of contract	General
Contract start date	01/04/2006
Contract end date	

18/19 Contracted general activity (UDA)	2,000
Carry forward general activity (UDA)	0
18/19 Contracted orthodontic activity (UOA)	0
Carry forward orthodontic activity (UOA)	0
Baseline contract value	£49,476.98

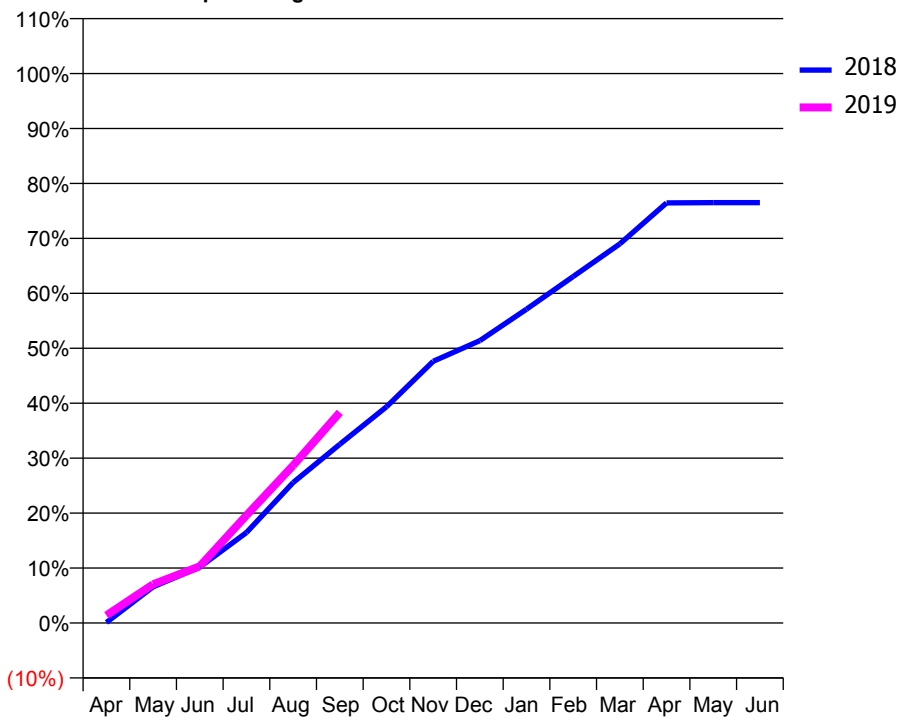
### ACCESS\*

Patients seen in 24 months	Total	Change since previous quarter
Quarter ending September 2017	564	
Quarter ending December 2017	531	↓
Quarter ending March 2018	504	↓
Quarter ending June 2018	493	↓
Quarter ending September 2018	492	→
<b>Variance since September 2017</b>	<b>(12.8%)</b>	<b>↓</b>



### ACTIVITY

Cumulative percentage of contracted UDA delivered 2018 & 2019



Month	Adjusted Scheduled Activity (UDA)	
	2018	2019
April	3	28
May	165	141
June	255	206
July	411	392
August	639	573
September	813	767
October	984	
November	1,190	
December	1,285	
January	1,428	
February	1,577	
March	1,725	
April	1,912	
May	1,913	
June	1,913	

### QUALITY

	Quantity	Base Number	Contract	AT	Region	England
% of FP17s for the same patient ID Re-attending within 3 months - Children	4	106	3.8%	9.6%	11.1%	11.6%
% of FP17s for the same patient ID Re-attending within 3 months - Adults	30	186	16.1%	13.9%	15.3%	15.5%
% of FP17s for the same patient ID Re-attending between 3 & 9 months - Children	52	106	49.1%	61.8%	61.1%	58.8%
% of FP17s for the same patient ID Re-attending between 3 & 9 months - Adults	80	186	43.0%	53.1%	52.3%	51.1%
% of FP17s for Band 1 Urgent Courses	9	251	3.6%	9.9%	9.5%	9.0%
% of FP17s Relating to Free Repair or Replacements	0	251	0.0%	0.6%	0.7%	0.8%
% of FP17s Relating to Continuations	0	251	0.0%	0.9%	0.8%	0.9%
% of Patients satisfied with the dentistry they have received	1	1	N/A	92.6%	93.6%	93.3%
% of Patients satisfied with the time they had to wait for an appointment	1	1	N/A	89.8%	88.8%	88.9%

\* This is based on patients treated on this contract for their most recent course of treatment. Figures in italics indicate the base number of FP17s or Patient Questionnaire responses are less than 100. N/A is shown where the base number of responses is less than 10 during the period. % is calculated as Quantity/Base number\*100

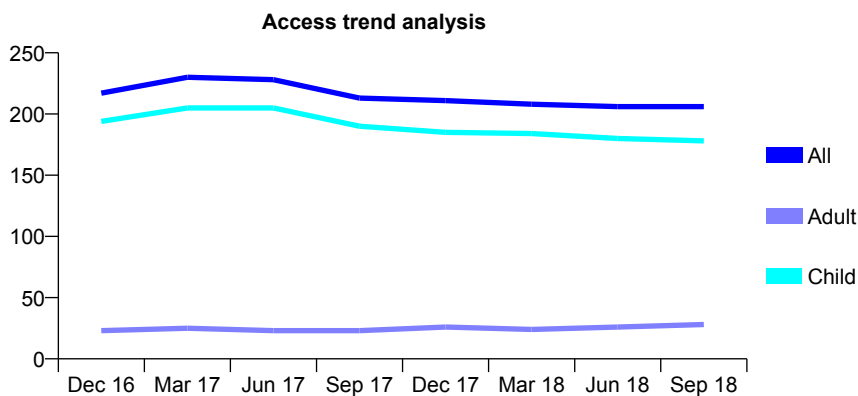
## Q70 - Vital Signs At a Glance Contract Report for 648515/0002 - September 2018

Name or company name	MR GJ QUIGLEY
Contract type name	GDS Contract
Purpose of contract	General
Contract start date	21/04/2008
Contract end date	

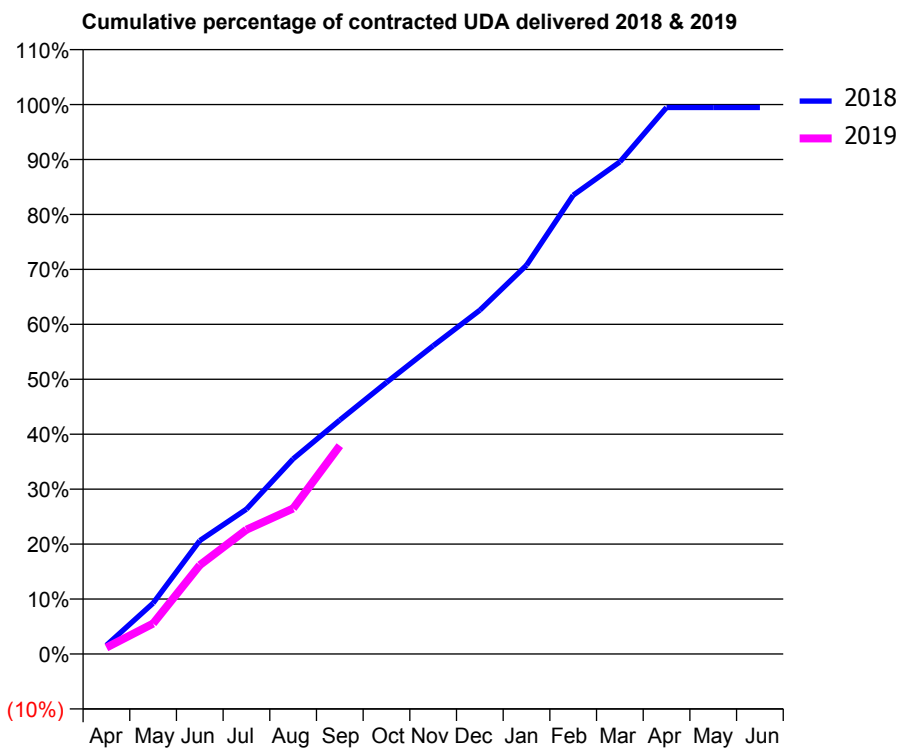
18/19 Contracted general activity (UDA)	527
Carry forward general activity (UDA)	2
18/19 Contracted orthodontic activity (UOA)	0
Carry forward orthodontic activity (UOA)	0
Baseline contract value	£12,388.21

### ACCESS\*

Patients seen in 24 months	Total	Change since previous quarter
Quarter ending September 2017	213	
Quarter ending December 2017	211	→
Quarter ending March 2018	208	↓
Quarter ending June 2018	206	→
Quarter ending September 2018	206	→
<b>Variance since September 2017</b>	<b>(3.3%)</b>	<b>↓</b>



### ACTIVITY



Month	Adjusted Scheduled Activity (UDA)	
	2018	2019
April	8	6
May	49	29
June	109	85
July	139	119
August	187	140
September	224	200
October	260	
November	296	
December	330	
January	373	
February	440	
March	472	
April	524	
May	524	
June	524	

### QUALITY

	Quantity	Base Number	Contract	AT	Region	England
% of FP17s for the same patient ID Re-attending within 3 months - Children	4	183	2.2%	9.6%	11.1%	11.6%
% of FP17s for the same patient ID Re-attending within 3 months - Adults	0	0	N/A	13.9%	15.3%	15.5%
% of FP17s for the same patient ID Re-attending between 3 & 9 months - Children	154	183	84.2%	61.8%	61.1%	58.8%
% of FP17s for the same patient ID Re-attending between 3 & 9 months - Adults	0	0	N/A	53.1%	52.3%	51.1%
% of FP17s for Band 1 Urgent Courses	4	157	2.5%	9.9%	9.5%	9.0%
% of FP17s Relating to Free Repair or Replacements	0	157	0.0%	0.6%	0.7%	0.8%
% of FP17s Relating to Continuations	0	157	0.0%	0.9%	0.8%	0.9%
% of Patients satisfied with the dentistry they have received	0	0	N/A	92.6%	93.6%	93.3%
% of Patients satisfied with the time they had to wait for an appointment	0	0	N/A	89.8%	88.8%	88.9%

\* This is based on patients treated on this contract for their most recent course of treatment. Figures in italics indicate the base number of FP17s or Patient Questionnaire responses are less than 100. N/A is shown where the base number of responses is less than 10 during the period. % is calculated as Quantity/Base number\*100

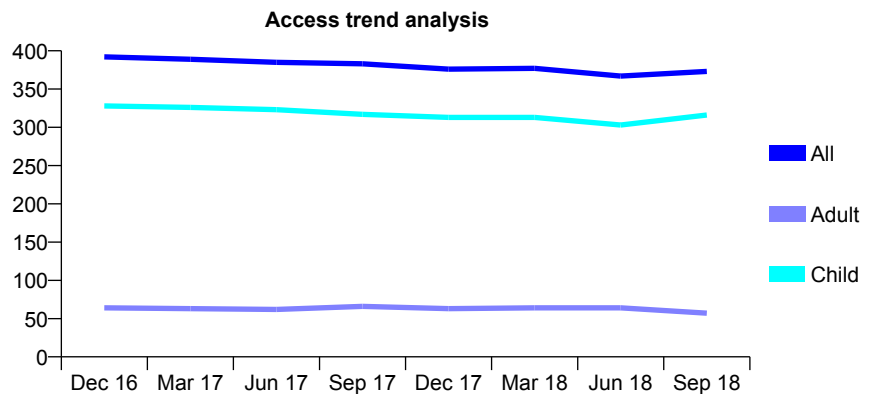
## Q70 - Vital Signs At a Glance Contract Report for 649619/0001 - September 2018

Name or company name	MR ND GREENWAY
Contract type name	GDS Contract
Purpose of contract	General
Contract start date	01/04/2006
Contract end date	

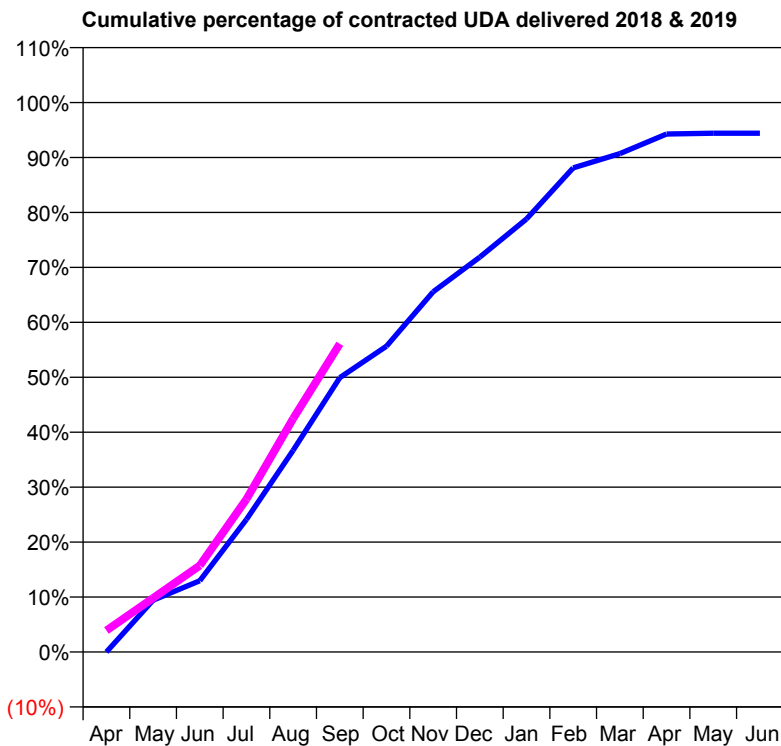
18/19 Contracted general activity (UDA)	662
Carry forward general activity (UDA)	0
18/19 Contracted orthodontic activity (UOA)	0
Carry forward orthodontic activity (UOA)	0
Baseline contract value	£16,722.79

### ACCESS\*

Patients seen in 24 months	Total	Change since previous quarter
Quarter ending September 2017	383	
Quarter ending December 2017	376	↓
Quarter ending March 2018	377	→
Quarter ending June 2018	367	↓
Quarter ending September 2018	373	→
<b>Variance since September 2017</b>	<b>(2.6%)</b>	<b>↓</b>



### ACTIVITY



Month	Adjusted Scheduled Activity (UDA)	
	2018	2019
April	0	26
May	58	65
June	80	104
July	150	184
August	228	281
September	310	371
October	345	
November	406	
December	446	
January	489	
February	546	
March	562	
April	584	
May	585	
June	585	

### QUALITY

	Quantity	Base Number	Contract	AT	Region	England
% of FP17s for the same patient ID Re-attending within 3 months - Children	15	258	5.8%	9.6%	11.1%	11.6%
% of FP17s for the same patient ID Re-attending within 3 months - Adults	5	17	29.4%	13.9%	15.3%	15.5%
% of FP17s for the same patient ID Re-attending between 3 & 9 months - Children	121	258	46.9%	61.8%	61.1%	58.8%
% of FP17s for the same patient ID Re-attending between 3 & 9 months - Adults	6	17	35.3%	53.1%	52.3%	51.1%
% of FP17s for Band 1 Urgent Courses	2	256	0.8%	9.9%	9.5%	9.0%
% of FP17s Relating to Free Repair or Replacements	0	256	0.0%	0.6%	0.7%	0.8%
% of FP17s Relating to Continuations	0	256	0.0%	0.9%	0.8%	0.9%
% of Patients satisfied with the dentistry they have received	0	0	N/A	92.6%	93.6%	93.3%
% of Patients satisfied with the time they had to wait for an appointment	0	0	N/A	89.8%	88.8%	88.9%

\* This is based on patients treated on this contract for their most recent course of treatment. Figures in italics indicate the base number of FP17s or Patient Questionnaire responses are less than 100. N/A is shown where the base number of responses is less than 10 during the period. % is calculated as Quantity/Base number\*100



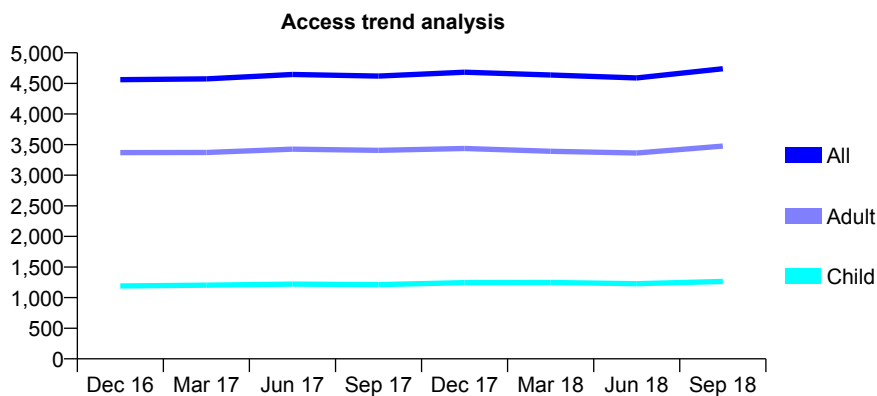
## Q70 - Vital Signs At a Glance Contract Report for 650552/0001 - September 2018

Name or company name	Verne Dental Centre
Contract type name	GDS Contract
Purpose of contract	General
Contract start date	01/04/2006
Contract end date	

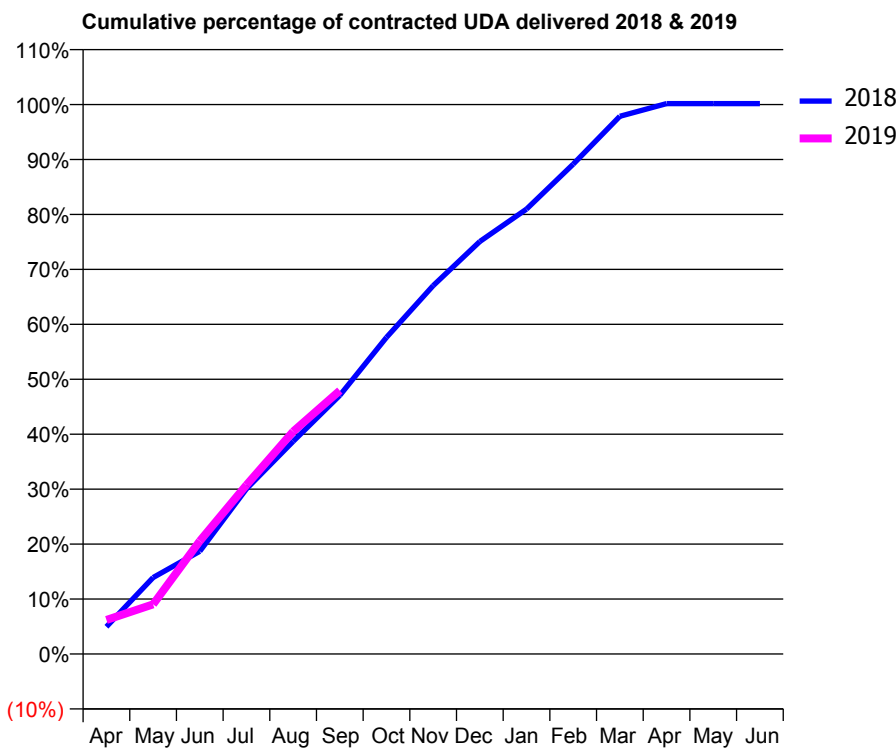
18/19 Contracted general activity (UDA)	11,069
Carry forward general activity (UDA)	0
18/19 Contracted orthodontic activity (UOA)	0
Carry forward orthodontic activity (UOA)	0
Baseline contract value	£294,803.06

### ACCESS\*

Patients seen in 24 months	Total	Change since previous quarter
Quarter ending September 2017	4,619	
Quarter ending December 2017	4,682	→
Quarter ending March 2018	4,638	→
Quarter ending June 2018	4,590	↓
Quarter ending September 2018	4,740	↑
<b>Variance since September 2017</b>	<b>2.6%</b>	<b>↑</b>



### ACTIVITY



Adjusted Scheduled Activity (UDA)		
Month	2018	2019
April	530	687
May	1,484	1,000
June	1,994	2,277
July	3,207	3,406
August	4,129	4,481
September	5,022	5,307
October	6,148	
November	7,153	
December	8,010	
January	8,640	
February	9,511	
March	10,441	
April	10,687	
May	10,687	
June	10,687	

### QUALITY

	Quantity	Base Number	Contract	AT	Region	England
% of FP17s for the same patient ID Re-attending within 3 months - Children	39	793	4.9%	9.6%	11.1%	11.6%
% of FP17s for the same patient ID Re-attending within 3 months - Adults	385	2,329	16.5%	13.9%	15.3%	15.5%
% of FP17s for the same patient ID Re-attending between 3 & 9 months - Children	398	793	50.2%	61.8%	61.1%	58.8%
% of FP17s for the same patient ID Re-attending between 3 & 9 months - Adults	1,046	2,329	44.9%	53.1%	52.3%	51.1%
% of FP17s for Band 1 Urgent Courses	281	2,992	9.4%	9.9%	9.5%	9.0%
% of FP17s Relating to Free Repair or Replacements	20	2,992	0.7%	0.6%	0.7%	0.8%
% of FP17s Relating to Continuations	76	2,992	2.5%	0.9%	0.8%	0.9%
% of Patients satisfied with the dentistry they have received	1	1	N/A	92.6%	93.6%	93.3%
% of Patients satisfied with the time they had to wait for an appointment	1	1	N/A	89.8%	88.8%	88.9%

\* This is based on patients treated on this contract for their most recent course of treatment. Figures in italics indicate the base number of FP17s or Patient Questionnaire responses are less than 100. N/A is shown where the base number of responses is less than 10 during the period. % is calculated as Quantity/Base number\*100

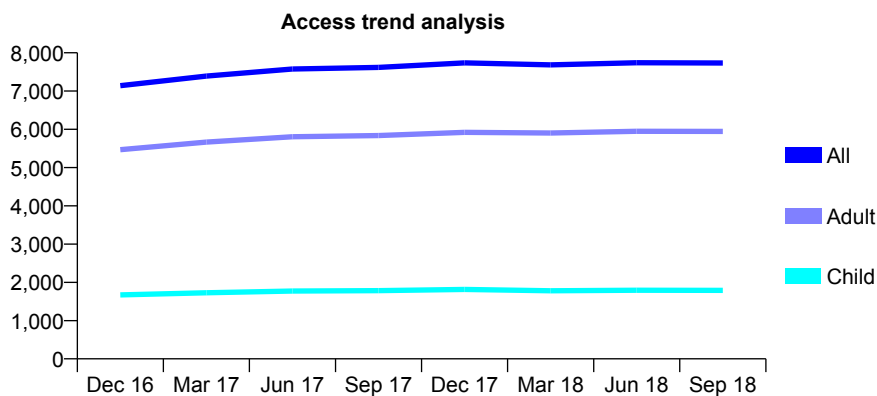
## Q70 - Vital Signs At a Glance Contract Report for 651206/0001 - September 2018

Name or company name	MRS HC CADDICK
Contract type name	GDS Contract
Purpose of contract	General
Contract start date	01/04/2006
Contract end date	

18/19 Contracted general activity (UDA)	23,601
Carry forward general activity (UDA)	944
18/19 Contracted orthodontic activity (UOA)	0
Carry forward orthodontic activity (UOA)	0
Baseline contract value	£667,007.71

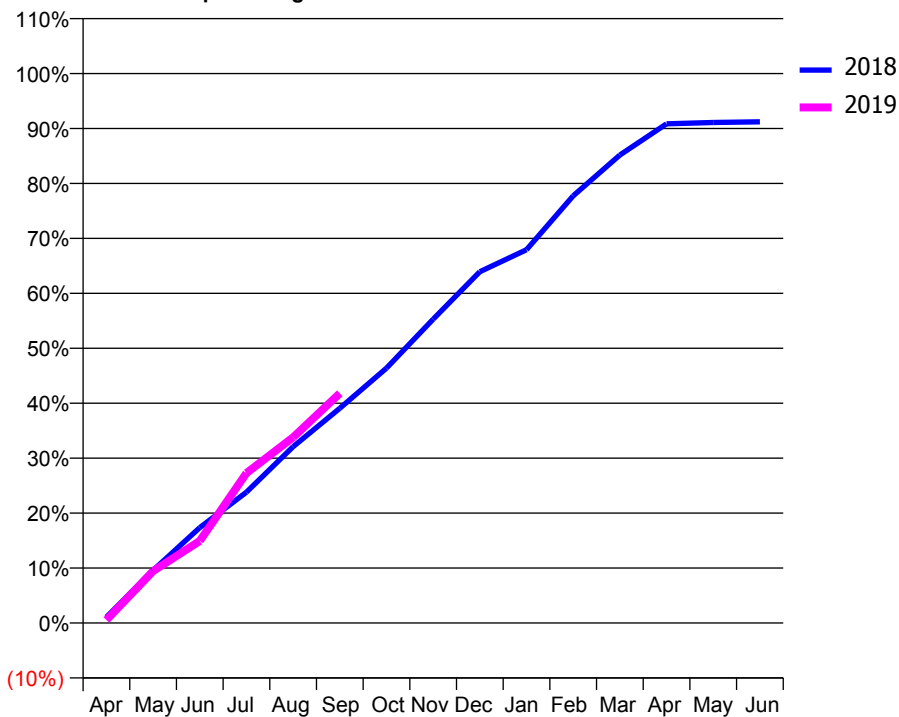
### ACCESS\*

Patients seen in 24 months	Total	Change since previous quarter
Quarter ending September 2017	7,618	
Quarter ending December 2017	7,738	→
Quarter ending March 2018	7,683	→
Quarter ending June 2018	7,742	→
Quarter ending September 2018	7,734	→
<b>Variance since September 2017</b>	<b>1.5%</b>	<b>→</b>



### ACTIVITY

Cumulative percentage of contracted UDA delivered 2018 & 2019



Month	Adjusted Scheduled Activity (UDA)	
	2018	2019
April	255	130
May	2,262	2,228
June	4,099	3,526
July	5,623	6,441
August	7,575	7,977
September	9,223	9,864
October	10,946	
November	13,050	
December	15,089	
January	16,035	
February	18,347	
March	20,099	
April	21,438	
May	21,494	
June	21,525	

### QUALITY

	Quantity	Base Number	Contract	AT	Region	England
% of FP17s for the same patient ID Re-attending within 3 months - Children	110	1,469	7.5%	9.6%	11.1%	11.6%
% of FP17s for the same patient ID Re-attending within 3 months - Adults	632	4,466	14.2%	13.9%	15.3%	15.5%
% of FP17s for the same patient ID Re-attending between 3 & 9 months - Children	930	1,469	63.3%	61.8%	61.1%	58.8%
% of FP17s for the same patient ID Re-attending between 3 & 9 months - Adults	2,472	4,466	55.4%	53.1%	52.3%	51.1%
% of FP17s for Band 1 Urgent Courses	358	4,846	7.4%	9.9%	9.5%	9.0%
% of FP17s Relating to Free Repair or Replacements	41	4,846	0.8%	0.6%	0.7%	0.8%
% of FP17s Relating to Continuations	21	4,846	0.4%	0.9%	0.8%	0.9%
% of Patients satisfied with the dentistry they have received	10	11	90.9%	92.6%	93.6%	93.3%
% of Patients satisfied with the time they had to wait for an appointment	10	11	90.9%	89.8%	88.8%	88.9%

\* This is based on patients treated on this contract for their most recent course of treatment. Figures in italics indicate the base number of FP17s or Patient Questionnaire responses are less than 100. N/A is shown where the base number of responses is less than 10 during the period. % is calculated as Quantity/Base number\*100

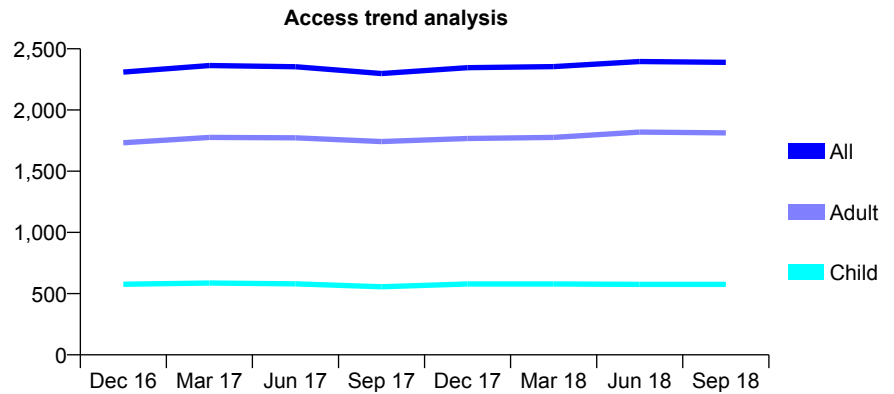
## Q70 - Vital Signs At a Glance Contract Report for 657662/0001 - September 2018

Name or company name	MR AJ SHEEHAN
Contract type name	GDS Contract
Purpose of contract	General
Contract start date	01/04/2006
Contract end date	

18/19 Contracted general activity (UDA)	3,610
Carry forward general activity (UDA)	0
18/19 Contracted orthodontic activity (UOA)	0
Carry forward orthodontic activity (UOA)	0
Baseline contract value	£85,288.65

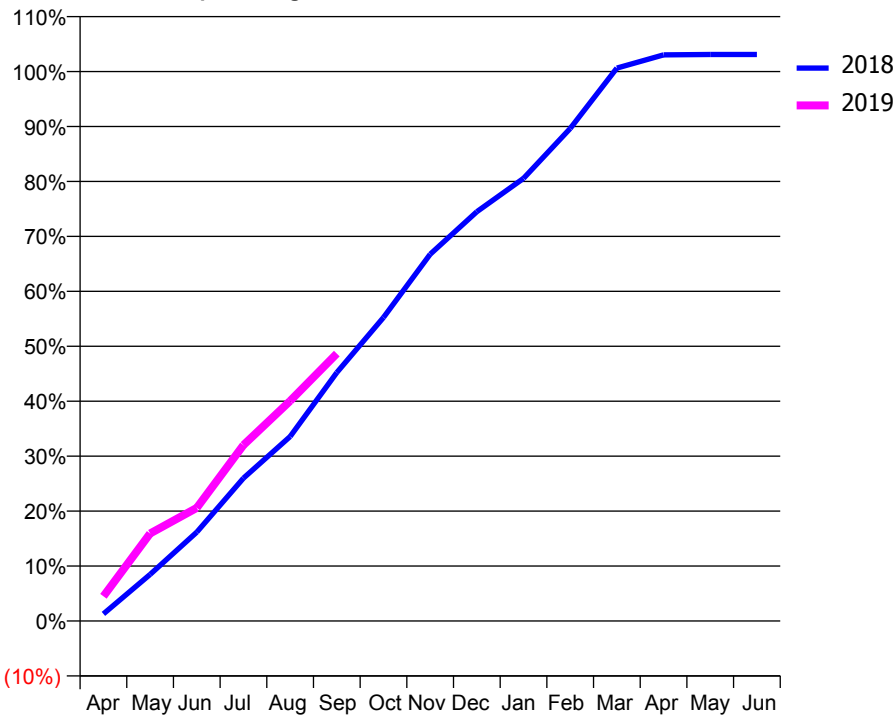
### ACCESS\*

Patients seen in 24 months	Total	Change since previous quarter
Quarter ending September 2017	2,298	
Quarter ending December 2017	2,346	↑
Quarter ending March 2018	2,355	→
Quarter ending June 2018	2,396	→
Quarter ending September 2018	2,389	→
<b>Variance since September 2017</b>	<b>4.0%</b>	<b>↑</b>



### ACTIVITY

Cumulative percentage of contracted UDA delivered 2018 & 2019



Month	Adjusted Scheduled Activity (UDA)	
	2018	2019
April	47	162
May	306	575
June	584	743
July	939	1,156
August	1,212	1,446
September	1,633	1,757
October	1,994	
November	2,410	
December	2,689	
January	2,908	
February	3,236	
March	3,633	
April	3,719	
May	3,722	
June	3,722	

### QUALITY

	Quantity	Base Number	Contract	AT	Region	England
% of FP17s for the same patient ID Re-attending within 3 months - Children	19	419	4.5%	9.6%	11.1%	11.6%
% of FP17s for the same patient ID Re-attending within 3 months - Adults	91	1,080	8.4%	13.9%	15.3%	15.5%
% of FP17s for the same patient ID Re-attending between 3 & 9 months - Children	241	419	57.5%	61.8%	61.1%	58.8%
% of FP17s for the same patient ID Re-attending between 3 & 9 months - Adults	640	1,080	59.3%	53.1%	52.3%	51.1%
% of FP17s for Band 1 Urgent Courses	20	853	2.3%	9.9%	9.5%	9.0%
% of FP17s Relating to Free Repair or Replacements	0	853	0.0%	0.6%	0.7%	0.8%
% of FP17s Relating to Continuations	9	853	1.1%	0.9%	0.8%	0.9%
% of Patients satisfied with the dentistry they have received	1	1	N/A	92.6%	93.6%	93.3%
% of Patients satisfied with the time they had to wait for an appointment	1	1	N/A	89.8%	88.8%	88.9%

\* This is based on patients treated on this contract for their most recent course of treatment. Figures in italics indicate the base number of FP17s or Patient Questionnaire responses are less than 100. N/A is shown where the base number of responses is less than 10 during the period. % is calculated as Quantity/Base number\*100

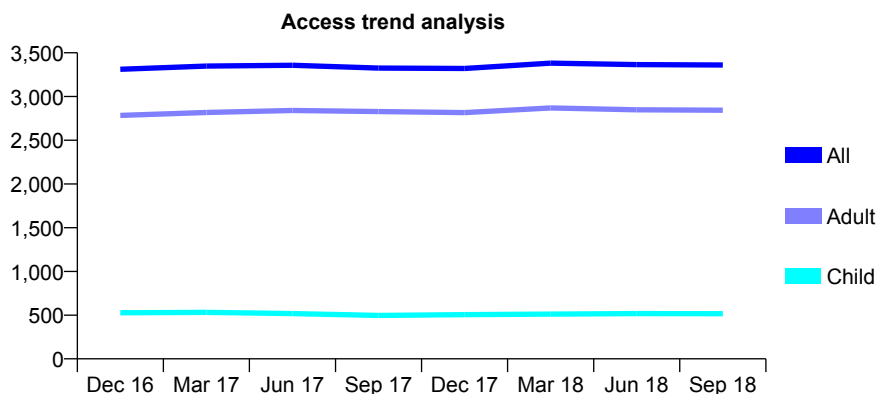
## Q70 - Vital Signs At a Glance Contract Report for 659657/0001 - September 2018

Name or company name	MR TM FRADGLEY
Contract type name	GDS Contract
Purpose of contract	General
Contract start date	01/04/2006
Contract end date	

18/19 Contracted general activity (UDA)	11,037
Carry forward general activity (UDA)	0
18/19 Contracted orthodontic activity (UOA)	0
Carry forward orthodontic activity (UOA)	0
Baseline contract value	£254,223.41

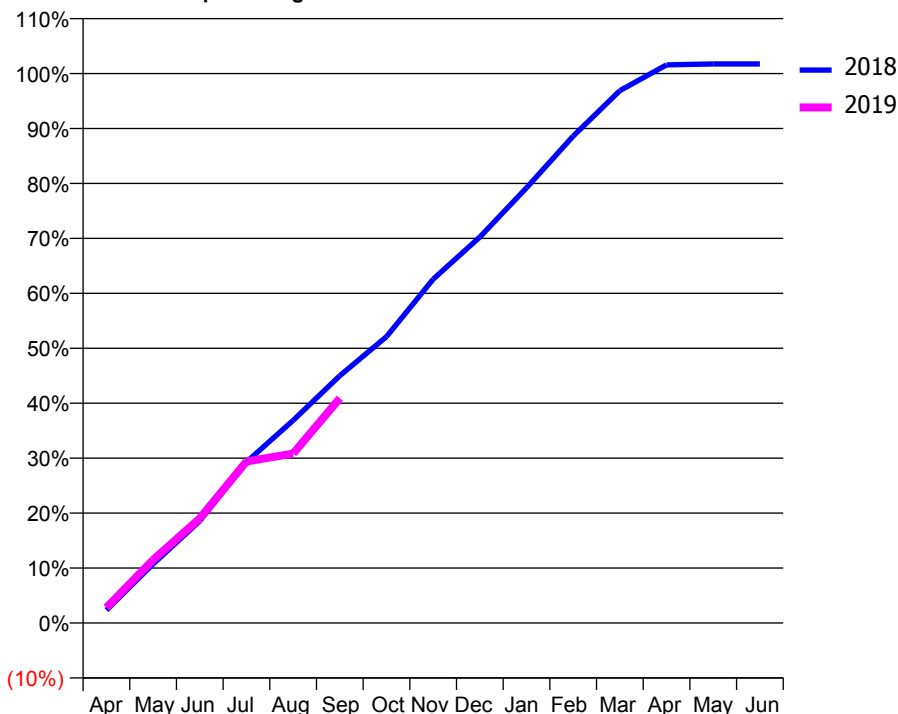
### ACCESS\*

Patients seen in 24 months	Total	Change since previous quarter
Quarter ending September 2017	3,325	
Quarter ending December 2017	3,321	→
Quarter ending March 2018	3,382	→
Quarter ending June 2018	3,365	→
Quarter ending September 2018	3,360	→
<b>Variance since September 2017</b>	<b>1.1%</b>	<b>→</b>



### ACTIVITY

Cumulative percentage of contracted UDA delivered 2018 & 2019



Month	Adjusted Scheduled Activity (UDA)	
	2018	2019
April	258	308
May	1,185	1,267
June	2,051	2,100
July	3,235	3,245
August	4,070	3,402
September	4,968	4,515
October	5,751	
November	6,907	
December	7,752	
January	8,741	
February	9,780	
March	10,693	
April	11,210	
May	11,230	
June	11,230	

### QUALITY

	Quantity	Base Number	Contract	AT	Region	England
% of FP17s for the same patient ID Re-attending within 3 months - Children	6	290	2.1%	9.6%	11.1%	11.6%
% of FP17s for the same patient ID Re-attending within 3 months - Adults	83	1,458	5.7%	13.9%	15.3%	15.5%
% of FP17s for the same patient ID Re-attending between 3 & 9 months - Children	83	290	28.6%	61.8%	61.1%	58.8%
% of FP17s for the same patient ID Re-attending between 3 & 9 months - Adults	602	1,458	41.3%	53.1%	52.3%	51.1%
% of FP17s for Band 1 Urgent Courses	74	1,587	4.7%	9.9%	9.5%	9.0%
% of FP17s Relating to Free Repair or Replacements	7	1,587	0.4%	0.6%	0.7%	0.8%
% of FP17s Relating to Continuations	0	1,587	0.0%	0.9%	0.8%	0.9%
% of Patients satisfied with the dentistry they have received	3	3	N/A	92.6%	93.6%	93.3%
% of Patients satisfied with the time they had to wait for an appointment	3	3	N/A	89.8%	88.8%	88.9%

\* This is based on patients treated on this contract for their most recent course of treatment. Figures in italics indicate the base number of FP17s or Patient Questionnaire responses are less than 100. N/A is shown where the base number of responses is less than 10 during the period. % is calculated as Quantity/Base number\*100

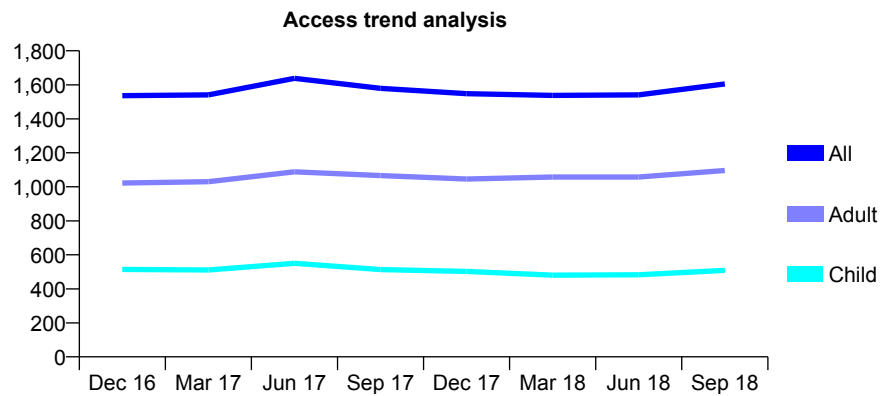
## Q70 - Vital Signs At a Glance Contract Report for 674788/0001 - September 2018

Name or company name	New Church Road Dental Surgery
Contract type name	GDS Contract
Purpose of contract	General
Contract start date	01/04/2006
Contract end date	

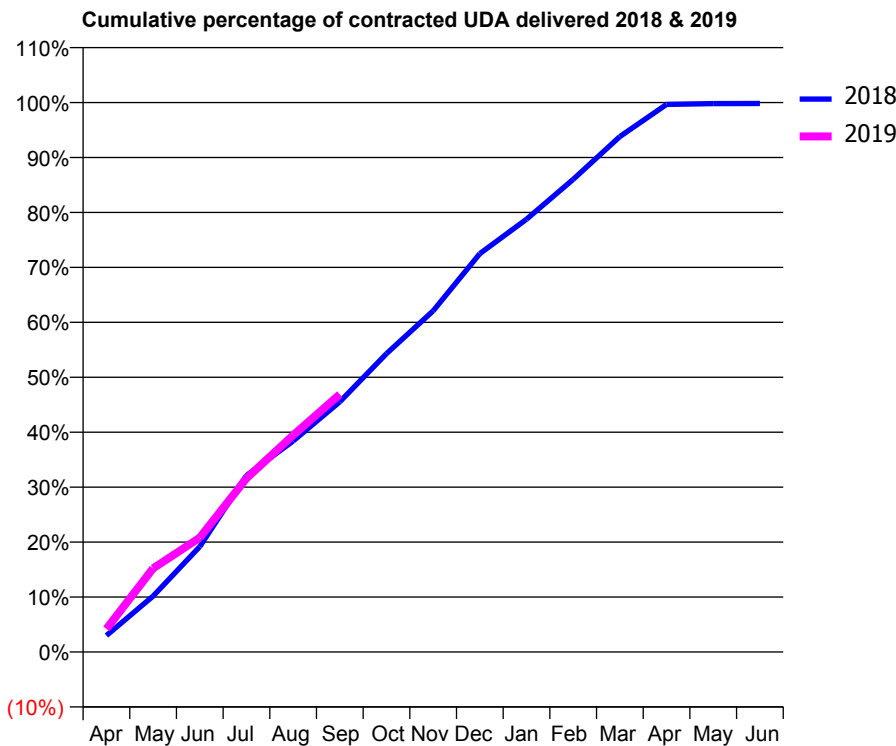
18/19 Contracted general activity (UDA)	3,828
Carry forward general activity (UDA)	7
18/19 Contracted orthodontic activity (UOA)	0
Carry forward orthodontic activity (UOA)	0
Baseline contract value	£101,016.05

### ACCESS\*

Patients seen in 24 months	Total	Change since previous quarter
Quarter ending September 2017	1,579	
Quarter ending December 2017	1,548	↓
Quarter ending March 2018	1,538	→
Quarter ending June 2018	1,541	→
Quarter ending September 2018	1,605	↑
<b>Variance since September 2017</b>	<b>1.6%</b>	<b>→</b>



### ACTIVITY



Adjusted Scheduled Activity (UDA)		
Month	2018	2019
April	114	161
May	390	583
June	734	797
July	1,229	1,210
August	1,470	1,510
September	1,744	1,795
October	2,079	
November	2,377	
December	2,775	
January	3,015	
February	3,293	
March	3,591	
April	3,815	
May	3,820	
June	3,821	

### QUALITY

	Quantity	Base Number	Contract	AT	Region	England
% of FP17s for the same patient ID Re-attending within 3 months - Children	11	430	2.6%	9.6%	11.1%	11.6%
% of FP17s for the same patient ID Re-attending within 3 months - Adults	38	830	4.6%	13.9%	15.3%	15.5%
% of FP17s for the same patient ID Re-attending between 3 & 9 months - Children	116	430	27.0%	61.8%	61.1%	58.8%
% of FP17s for the same patient ID Re-attending between 3 & 9 months - Adults	207	830	24.9%	53.1%	52.3%	51.1%
% of FP17s for Band 1 Urgent Courses	65	1,129	5.8%	9.9%	9.5%	9.0%
% of FP17s Relating to Free Repair or Replacements	4	1,129	0.4%	0.6%	0.7%	0.8%
% of FP17s Relating to Continuations	1	1,129	0.1%	0.9%	0.8%	0.9%
% of Patients satisfied with the dentistry they have received	1	1	N/A	92.6%	93.6%	93.3%
% of Patients satisfied with the time they had to wait for an appointment	1	1	N/A	89.8%	88.8%	88.9%

\* This is based on patients treated on this contract for their most recent course of treatment. Figures in italics indicate the base number of FP17s or Patient Questionnaire responses are less than 100. N/A is shown where the base number of responses is less than 10 during the period. % is calculated as Quantity/Base number\*100

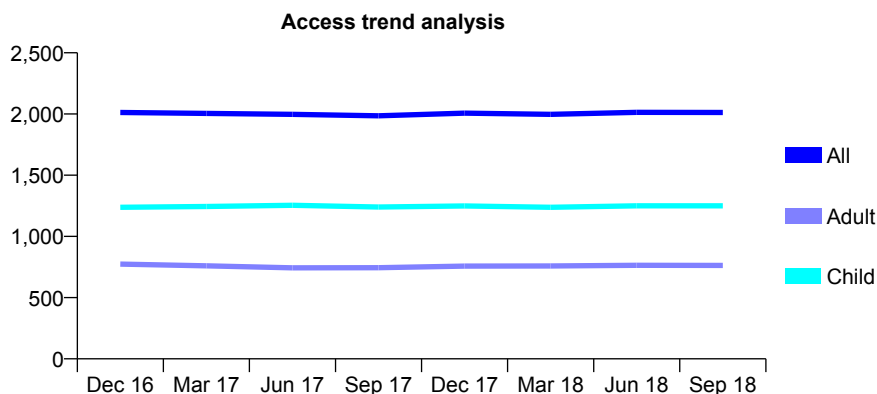
## Q70 - Vital Signs At a Glance Contract Report for 675911/0001 - September 2018

Name or company name	Acorn Dental Health
Contract type name	GDS Contract
Purpose of contract	General
Contract start date	01/04/2006
Contract end date	

18/19 Contracted general activity (UDA)	5,400
Carry forward general activity (UDA)	0
18/19 Contracted orthodontic activity (UOA)	0
Carry forward orthodontic activity (UOA)	0
Baseline contract value	£137,884.85

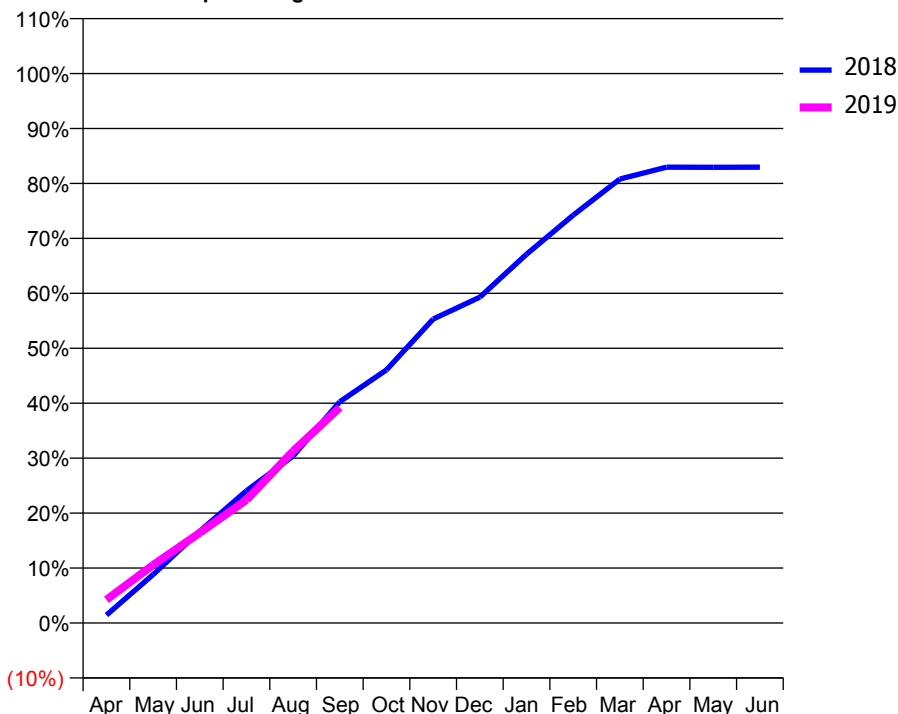
### ACCESS\*

Patients seen in 24 months	Total	Change since previous quarter
Quarter ending September 2017	1,985	
Quarter ending December 2017	2,007	→
Quarter ending March 2018	1,997	→
Quarter ending June 2018	2,014	→
Quarter ending September 2018	2,013	→
<b>Variance since September 2017</b>	<b>1.4%</b>	<b>→</b>



### ACTIVITY

Cumulative percentage of contracted UDA delivered 2018 & 2019



Month	Adjusted Scheduled Activity (UDA)	
	2018	2019
April	78	228
May	476	571
June	903	886
July	1,299	1,211
August	1,641	1,689
September	2,175	2,118
October	2,487	
November	2,987	
December	3,202	
January	3,624	
February	4,008	
March	4,363	
April	4,480	
May	4,478	
June	4,479	

### QUALITY

	Quantity	Base Number	Contract	AT	Region	England
% of FP17s for the same patient ID Re-attending within 3 months - Children	46	1,014	4.5%	9.6%	11.1%	11.6%
% of FP17s for the same patient ID Re-attending within 3 months - Adults	56	506	11.1%	13.9%	15.3%	15.5%
% of FP17s for the same patient ID Re-attending between 3 & 9 months - Children	749	1,014	73.9%	61.8%	61.1%	58.8%
% of FP17s for the same patient ID Re-attending between 3 & 9 months - Adults	353	506	69.8%	53.1%	52.3%	51.1%
% of FP17s for Band 1 Urgent Courses	60	1,427	4.2%	9.9%	9.5%	9.0%
% of FP17s Relating to Free Repair or Replacements	1	1,427	0.1%	0.6%	0.7%	0.8%
% of FP17s Relating to Continuations	1	1,427	0.1%	0.9%	0.8%	0.9%
% of Patients satisfied with the dentistry they have received	1	1	N/A	92.6%	93.6%	93.3%
% of Patients satisfied with the time they had to wait for an appointment	1	1	N/A	89.8%	88.8%	88.9%

\* This is based on patients treated on this contract for their most recent course of treatment. Figures in italics indicate the base number of FP17s or Patient Questionnaire responses are less than 100. N/A is shown where the base number of responses is less than 10 during the period. % is calculated as Quantity/Base number\*100

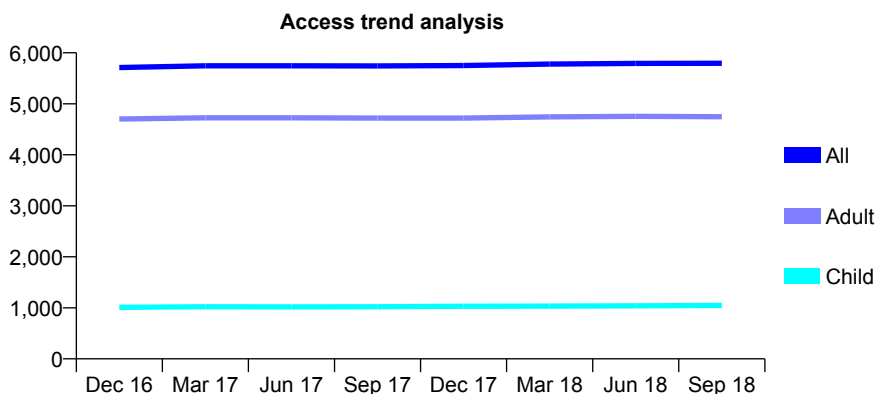
## Q70 - Vital Signs At a Glance Contract Report for 677140/0001 - September 2018

Name or company name	MR RG CARNALL
Contract type name	GDS Contract
Purpose of contract	General
Contract start date	01/04/2006
Contract end date	

18/19 Contracted general activity (UDA)	17,500
Carry forward general activity (UDA)	674
18/19 Contracted orthodontic activity (UOA)	0
Carry forward orthodontic activity (UOA)	0
Baseline contract value	£381,675.68

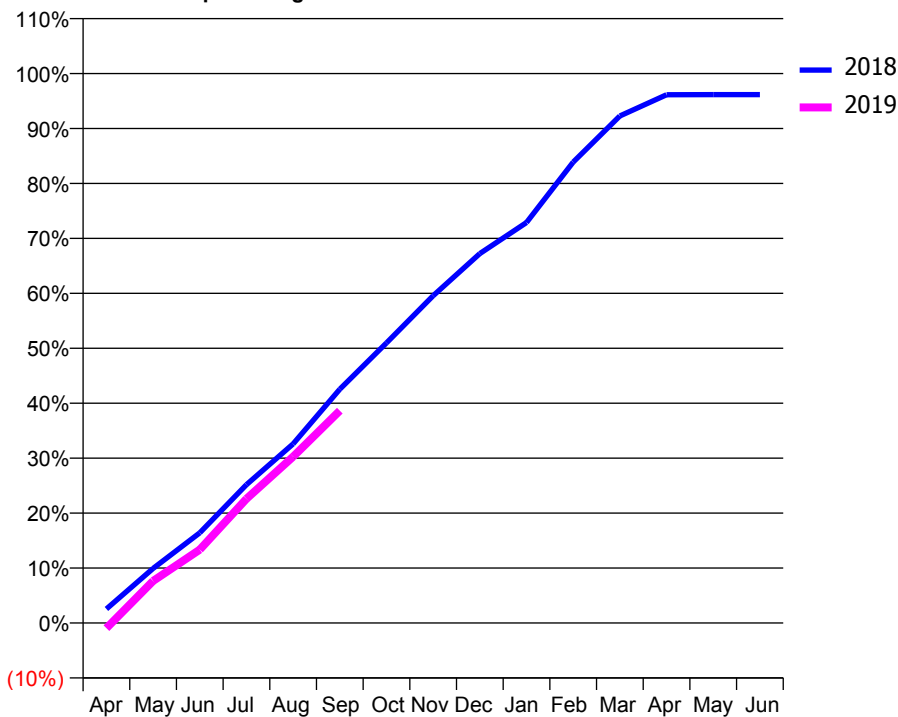
### ACCESS\*

Patients seen in 24 months	Total	Change since previous quarter
Quarter ending September 2017	5,743	
Quarter ending December 2017	5,751	→
Quarter ending March 2018	5,779	→
Quarter ending June 2018	5,791	→
Quarter ending September 2018	5,794	→
<b>Variance since September 2017</b>	<b>0.9%</b>	<b>→</b>



### ACTIVITY

Cumulative percentage of contracted UDA delivered 2018 & 2019



Adjusted Scheduled Activity (UDA)

Month	2018	2019
April	449	-169
May	1,738	1,341
June	2,871	2,339
July	4,405	3,955
August	5,706	5,297
September	7,446	6,761
October	8,921	
November	10,422	
December	11,766	
January	12,757	
February	14,679	
March	16,146	
April	16,822	
May	16,826	
June	16,826	

### QUALITY

	Quantity	Base Number	Contract	AT	Region	England
% of FP17s for the same patient ID Re-attending within 3 months - Children	43	804	5.3%	9.6%	11.1%	11.6%
% of FP17s for the same patient ID Re-attending within 3 months - Adults	459	3,608	12.7%	13.9%	15.3%	15.5%
% of FP17s for the same patient ID Re-attending between 3 & 9 months - Children	488	804	60.7%	61.8%	61.1%	58.8%
% of FP17s for the same patient ID Re-attending between 3 & 9 months - Adults	2,306	3,608	63.9%	53.1%	52.3%	51.1%
% of FP17s for Band 1 Urgent Courses	253	4,068	6.2%	9.9%	9.5%	9.0%
% of FP17s Relating to Free Repair or Replacements	54	4,068	1.3%	0.6%	0.7%	0.8%
% of FP17s Relating to Continuations	81	4,068	2.0%	0.9%	0.8%	0.9%
% of Patients satisfied with the dentistry they have received	2	2	N/A	92.6%	93.6%	93.3%
% of Patients satisfied with the time they had to wait for an appointment	2	2	N/A	89.8%	88.8%	88.9%

\* This is based on patients treated on this contract for their most recent course of treatment. Figures in italics indicate the base number of FP17s or Patient Questionnaire responses are less than 100. N/A is shown where the base number of responses is less than 10 during the period. % is calculated as Quantity/Base number\*100



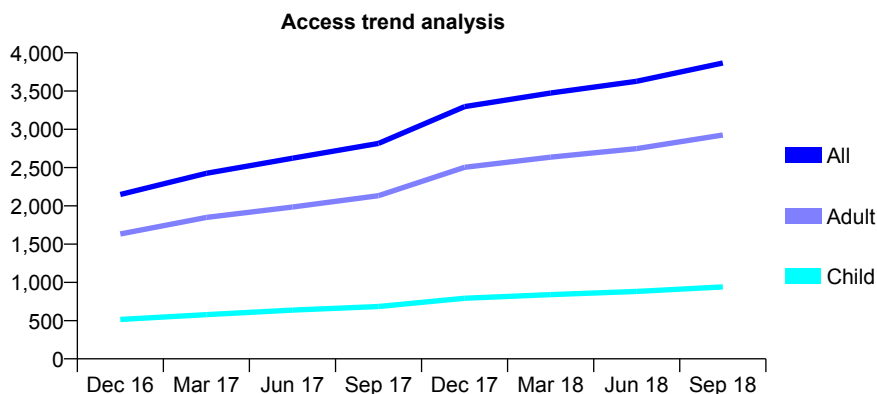
## Q70 - Vital Signs At a Glance Contract Report for 688053/0001 - September 2018

Name or company name	Burgess Road Dental Practice
Contract type name	GDS Contract
Purpose of contract	General
Contract start date	01/04/2006
Contract end date	

18/19 Contracted general activity (UDA)	7,768
Carry forward general activity (UDA)	0
18/19 Contracted orthodontic activity (UOA)	0
Carry forward orthodontic activity (UOA)	0
Baseline contract value	£232,996.31

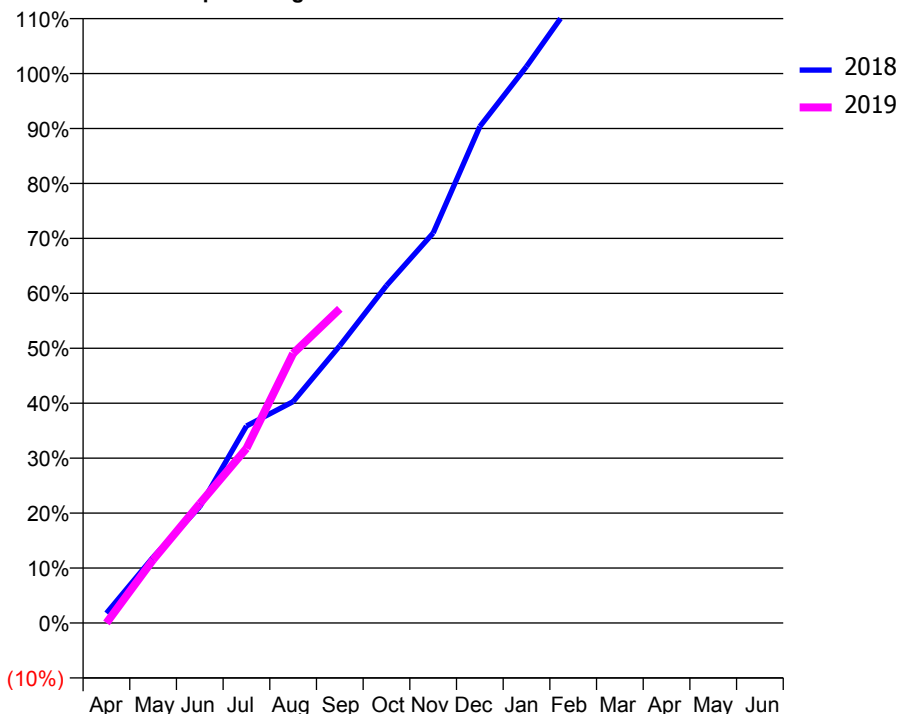
### ACCESS\*

Patients seen in 24 months	Total	Change since previous quarter
Quarter ending September 2017	2,816	
Quarter ending December 2017	3,296	↑
Quarter ending March 2018	3,475	↑
Quarter ending June 2018	3,628	↑
Quarter ending September 2018	3,866	↑
<b>Variance since September 2017</b>	<b>37.3%</b>	<b>↑</b>



### ACTIVITY

Cumulative percentage of contracted UDA delivered 2018 & 2019



Month	Adjusted Scheduled Activity (UDA)	
	2018	2019
April	110	0
May	738	895
June	1,306	1,689
July	2,211	2,468
August	2,485	3,811
September	3,112	4,441
October	3,788	
November	4,377	
December	5,573	
January	6,246	
February	6,986	
March	7,760	
April	8,288	
May	8,386	
June	8,407	

### QUALITY

	Quantity	Base Number	Contract	AT	Region	England
% of FP17s for the same patient ID Re-attending within 3 months - Children	46	624	7.4%	9.6%	11.1%	11.6%
% of FP17s for the same patient ID Re-attending within 3 months - Adults	139	1,646	8.4%	13.9%	15.3%	15.5%
% of FP17s for the same patient ID Re-attending between 3 & 9 months - Children	253	624	40.5%	61.8%	61.1%	58.8%
% of FP17s for the same patient ID Re-attending between 3 & 9 months - Adults	580	1,646	35.2%	53.1%	52.3%	51.1%
% of FP17s for Band 1 Urgent Courses	217	2,022	10.7%	9.9%	9.5%	9.0%
% of FP17s Relating to Free Repair or Replacements	2	2,022	0.1%	0.6%	0.7%	0.8%
% of FP17s Relating to Continuations	7	2,022	0.3%	0.9%	0.8%	0.9%
% of Patients satisfied with the dentistry they have received	0	0	N/A	92.6%	93.6%	93.3%
% of Patients satisfied with the time they had to wait for an appointment	0	0	N/A	89.8%	88.8%	88.9%

\* This is based on patients treated on this contract for their most recent course of treatment. Figures in italics indicate the base number of FP17s or Patient Questionnaire responses are less than 100. N/A is shown where the base number of responses is less than 10 during the period. % is calculated as Quantity/Base number\*100

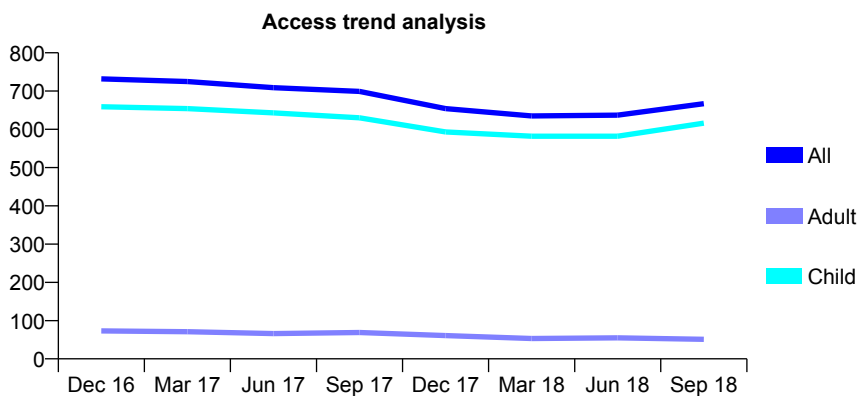
## Q70 - Vital Signs At a Glance Contract Report for 732001/0001 - September 2018

Name or company name	Mrs S Johnsen
Contract type name	GDS Contract
Purpose of contract	General
Contract start date	01/04/2006
Contract end date	

18/19 Contracted general activity (UDA)	1,400
Carry forward general activity (UDA)	0
18/19 Contracted orthodontic activity (UOA)	0
Carry forward orthodontic activity (UOA)	0
Baseline contract value	£36,826.14

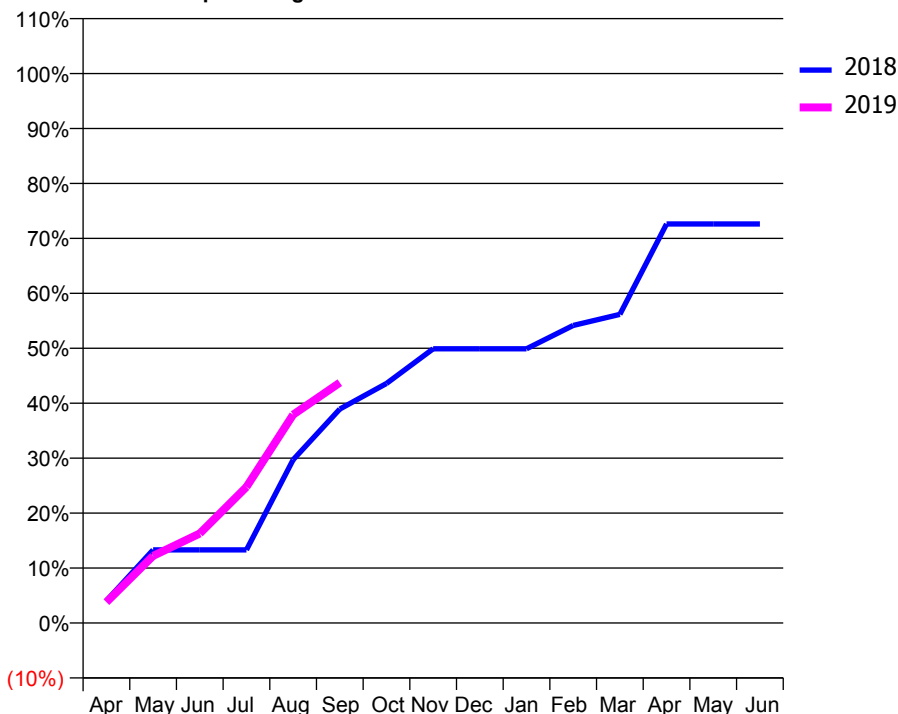
### ACCESS\*

Patients seen in 24 months	Total	Change since previous quarter
Quarter ending September 2017	699	
Quarter ending December 2017	654	↓
Quarter ending March 2018	635	↓
Quarter ending June 2018	637	→
Quarter ending September 2018	667	↑
<b>Variance since September 2017</b>	<b>(4.6%)</b>	<b>↓</b>



### ACTIVITY

Cumulative percentage of contracted UDA delivered 2018 & 2019



Adjusted Scheduled Activity (UDA)

Month	2018	2019
April	57	53
May	186	171
June	186	228
July	186	347
August	416	531
September	545	612
October	610	
November	699	
December	699	
January	699	
February	758	
March	786	
April	1,017	
May	1,017	
June	1,017	

### QUALITY

	Quantity	Base Number	Contract	AT	Region	England
% of FP17s for the same patient ID Re-attending within 3 months - Children	23	616	3.7%	9.6%	11.1%	11.6%
% of FP17s for the same patient ID Re-attending within 3 months - Adults	0	2	0.0%	13.9%	15.3%	15.5%
% of FP17s for the same patient ID Re-attending between 3 & 9 months - Children	380	616	61.7%	61.8%	61.1%	58.8%
% of FP17s for the same patient ID Re-attending between 3 & 9 months - Adults	2	2	100.0%	53.1%	52.3%	51.1%
% of FP17s for Band 1 Urgent Courses	7	412	1.7%	9.9%	9.5%	9.0%
% of FP17s Relating to Free Repair or Replacements	0	412	0.0%	0.6%	0.7%	0.8%
% of FP17s Relating to Continuations	0	412	0.0%	0.9%	0.8%	0.9%
% of Patients satisfied with the dentistry they have received	0	0	N/A	92.6%	93.6%	93.3%
% of Patients satisfied with the time they had to wait for an appointment	0	0	N/A	89.8%	88.8%	88.9%

\* This is based on patients treated on this contract for their most recent course of treatment. Figures in italics indicate the base number of FP17s or Patient Questionnaire responses are less than 100. N/A is shown where the base number of responses is less than 10 during the period. % is calculated as Quantity/Base number\*100

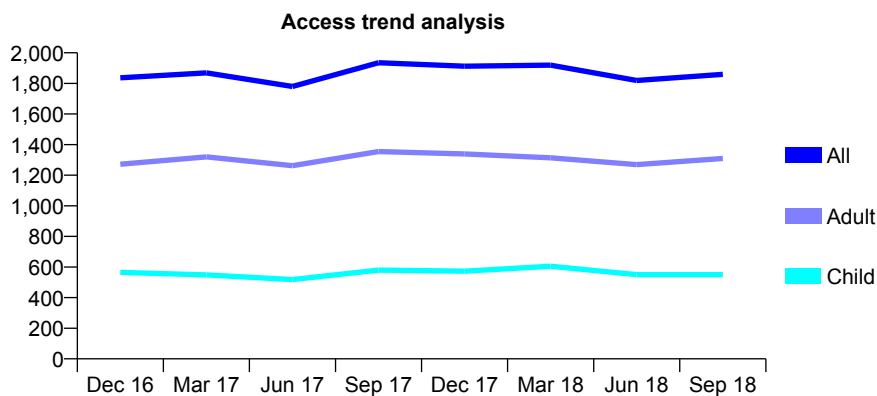
## Q70 - Vital Signs At a Glance Contract Report for 735914/0001 - September 2018

Name or company name	New Church Road Dental Surgery
Contract type name	GDS Contract
Purpose of contract	General
Contract start date	01/04/2006
Contract end date	

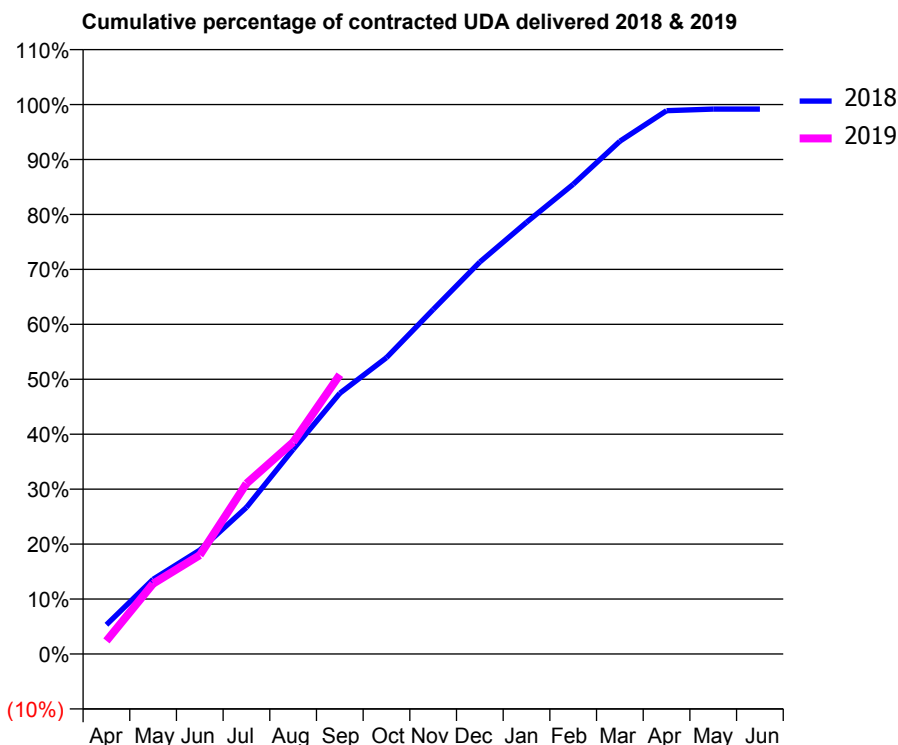
18/19 Contracted general activity (UDA)	4,745
Carry forward general activity (UDA)	39
18/19 Contracted orthodontic activity (UOA)	0
Carry forward orthodontic activity (UOA)	0
Baseline contract value	£119,987.63

### ACCESS\*

Patients seen in 24 months	Total	Change since previous quarter
Quarter ending September 2017	1,935	
Quarter ending December 2017	1,912	↓
Quarter ending March 2018	1,919	→
Quarter ending June 2018	1,819	↓
Quarter ending September 2018	1,859	↑
<b>Variance since September 2017</b>	<b>(3.9%)</b>	<b>↓</b>



### ACTIVITY



Adjusted Scheduled Activity (UDA)		
Month	2018	2019
April	253	113
May	645	608
June	898	854
July	1,266	1,472
August	1,767	1,829
September	2,252	2,412
October	2,559	
November	2,974	
December	3,385	
January	3,728	
February	4,057	
March	4,427	
April	4,692	
May	4,705	
June	4,706	

### QUALITY

	Quantity	Base Number	Contract	AT	Region	England
% of FP17s for the same patient ID Re-attending within 3 months - Children	15	500	3.0%	9.6%	11.1%	11.6%
% of FP17s for the same patient ID Re-attending within 3 months - Adults	77	1,039	7.4%	13.9%	15.3%	15.5%
% of FP17s for the same patient ID Re-attending between 3 & 9 months - Children	179	500	35.8%	61.8%	61.1%	58.8%
% of FP17s for the same patient ID Re-attending between 3 & 9 months - Adults	300	1,039	28.9%	53.1%	52.3%	51.1%
% of FP17s for Band 1 Urgent Courses	61	1,355	4.5%	9.9%	9.5%	9.0%
% of FP17s Relating to Free Repair or Replacements	4	1,355	0.3%	0.6%	0.7%	0.8%
% of FP17s Relating to Continuations	0	1,355	0.0%	0.9%	0.8%	0.9%
% of Patients satisfied with the dentistry they have received	1	1	N/A	92.6%	93.6%	93.3%
% of Patients satisfied with the time they had to wait for an appointment	1	1	N/A	89.8%	88.8%	88.9%

\* This is based on patients treated on this contract for their most recent course of treatment. Figures in italics indicate the base number of FP17s or Patient Questionnaire responses are less than 100. N/A is shown where the base number of responses is less than 10 during the period. % is calculated as Quantity/Base number\*100

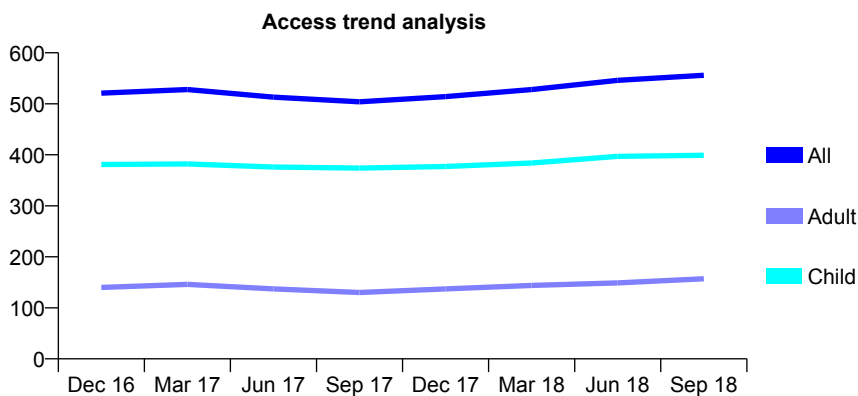
## Q70 - Vital Signs At a Glance Contract Report for 737615/0001 - September 2018

Name or company name	Forest Lodge Dental Practice
Contract type name	GDS Contract
Purpose of contract	General
Contract start date	01/04/2006
Contract end date	

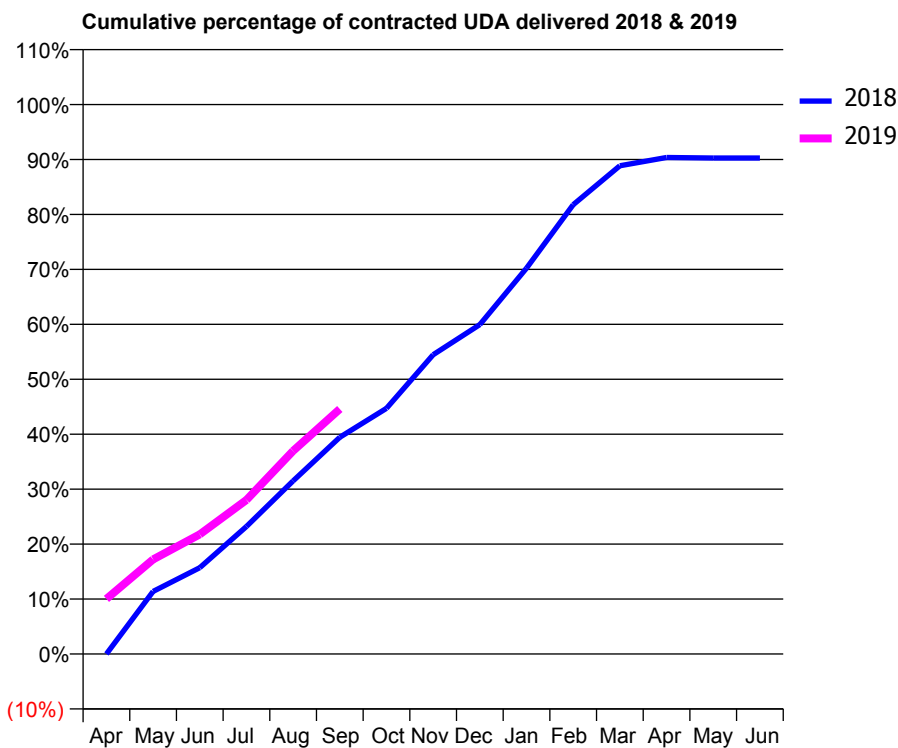
18/19 Contracted general activity (UDA)	1,275
Carry forward general activity (UDA)	0
18/19 Contracted orthodontic activity (UOA)	0
Carry forward orthodontic activity (UOA)	0
Baseline contract value	£32,603.60

### ACCESS\*

Patients seen in 24 months	Total	Change since previous quarter
Quarter ending September 2017	504	
Quarter ending December 2017	514	→
Quarter ending March 2018	528	↑
Quarter ending June 2018	546	↑
Quarter ending September 2018	556	→
<b>Variance since September 2017</b>	<b>10.3%</b>	<b>↑</b>



### ACTIVITY



Month	Adjusted Scheduled Activity (UDA)	
	2018	2019
April	0	128
May	145	220
June	200	278
July	296	357
August	402	471
September	503	569
October	570	
November	694	
December	764	
January	895	
February	1,042	
March	1,133	
April	1,152	
May	1,151	
June	1,151	

### QUALITY

	Quantity	Base Number	Contract	AT	Region	England
% of FP17s for the same patient ID Re-attending within 3 months - Children	14	327	4.3%	9.6%	11.1%	11.6%
% of FP17s for the same patient ID Re-attending within 3 months - Adults	5	95	5.3%	13.9%	15.3%	15.5%
% of FP17s for the same patient ID Re-attending between 3 & 9 months - Children	228	327	69.7%	61.8%	61.1%	58.8%
% of FP17s for the same patient ID Re-attending between 3 & 9 months - Adults	59	95	62.1%	53.1%	52.3%	51.1%
% of FP17s for Band 1 Urgent Courses	13	408	3.2%	9.9%	9.5%	9.0%
% of FP17s Relating to Free Repair or Replacements	0	408	0.0%	0.6%	0.7%	0.8%
% of FP17s Relating to Continuations	0	408	0.0%	0.9%	0.8%	0.9%
% of Patients satisfied with the dentistry they have received	0	0	N/A	92.6%	93.6%	93.3%
% of Patients satisfied with the time they had to wait for an appointment	0	0	N/A	89.8%	88.8%	88.9%

\* This is based on patients treated on this contract for their most recent course of treatment. Figures in italics indicate the base number of FP17s or Patient Questionnaire responses are less than 100. N/A is shown where the base number of responses is less than 10 during the period. % is calculated as Quantity/Base number\*100

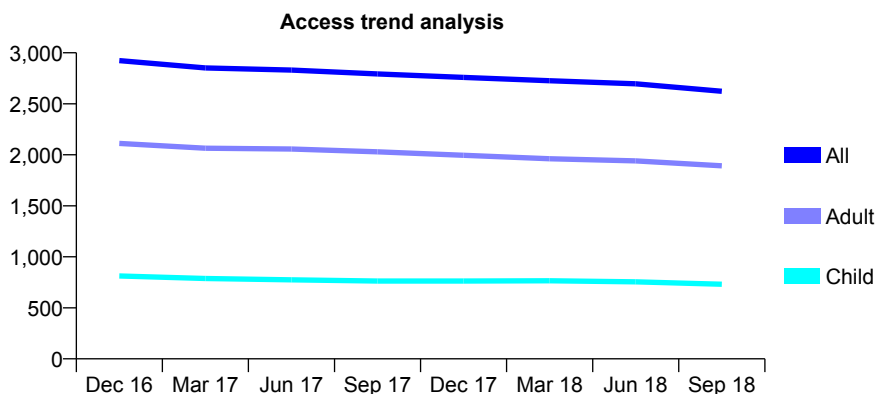
## Q70 - Vital Signs At a Glance Contract Report for 739391/0001 - September 2018

Name or company name	MR T SEAGAN
Contract type name	GDS Contract
Purpose of contract	General
Contract start date	01/04/2006
Contract end date	

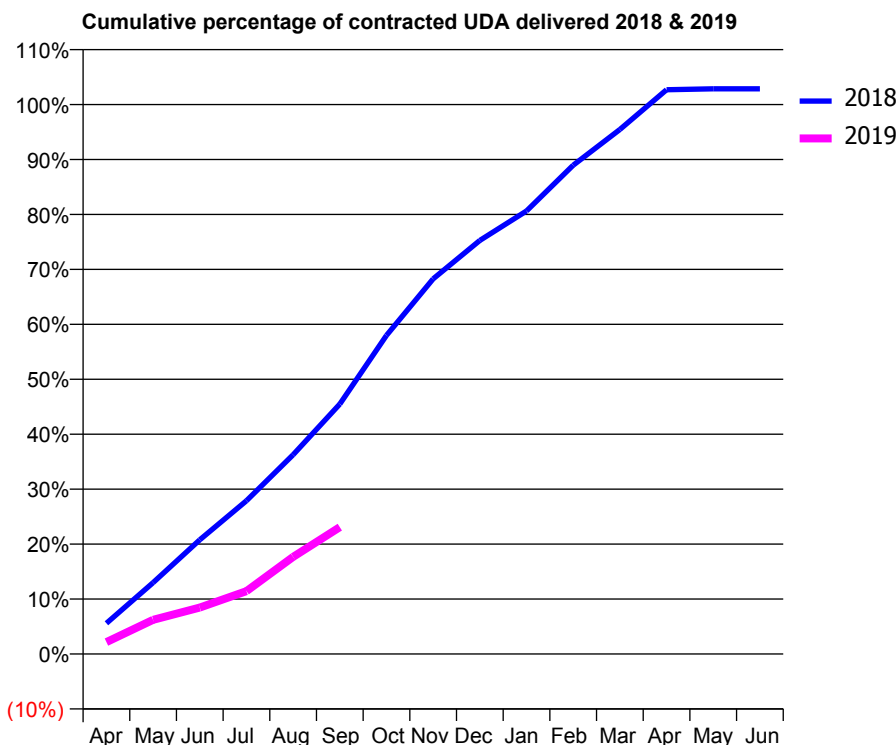
18/19 Contracted general activity (UDA)	5,309
Carry forward general activity (UDA)	0
18/19 Contracted orthodontic activity (UOA)	0
Carry forward orthodontic activity (UOA)	0
Baseline contract value	£142,399.79

### ACCESS\*

Patients seen in 24 months	Total	Change since previous quarter
Quarter ending September 2017	2,793	
Quarter ending December 2017	2,759	↓
Quarter ending March 2018	2,726	↓
Quarter ending June 2018	2,696	↓
Quarter ending September 2018	2,623	↓
<b>Variance since September 2017</b>	<b>(6.1%)</b>	<b>↓</b>



### ACTIVITY



Adjusted Scheduled Activity (UDA)		
Month	2018	2019
April	163	115
May	379	331
June	607	449
July	815	608
August	1,059	939
September	1,328	1,226
October	1,693	
November	1,994	
December	2,198	
January	2,354	
February	2,597	
March	2,787	
April	2,999	
May	3,004	
June	3,004	

### QUALITY

	Quantity	Base Number	Contract	AT	Region	England
% of FP17s for the same patient ID Re-attending within 3 months - Children	28	366	7.7%	9.6%	11.1%	11.6%
% of FP17s for the same patient ID Re-attending within 3 months - Adults	162	1,001	16.2%	13.9%	15.3%	15.5%
% of FP17s for the same patient ID Re-attending between 3 & 9 months - Children	93	366	25.4%	61.8%	61.1%	58.8%
% of FP17s for the same patient ID Re-attending between 3 & 9 months - Adults	263	1,001	26.3%	53.1%	52.3%	51.1%
% of FP17s for Band 1 Urgent Courses	70	665	10.5%	9.9%	9.5%	9.0%
% of FP17s Relating to Free Repair or Replacements	1	665	0.2%	0.6%	0.7%	0.8%
% of FP17s Relating to Continuations	2	665	0.3%	0.9%	0.8%	0.9%
% of Patients satisfied with the dentistry they have received	2	2	N/A	92.6%	93.6%	93.3%
% of Patients satisfied with the time they had to wait for an appointment	1	2	N/A	89.8%	88.8%	88.9%

\* This is based on patients treated on this contract for their most recent course of treatment. Figures in italics indicate the base number of FP17s or Patient Questionnaire responses are less than 100. N/A is shown where the base number of responses is less than 10 during the period. % is calculated as Quantity/Base number\*100

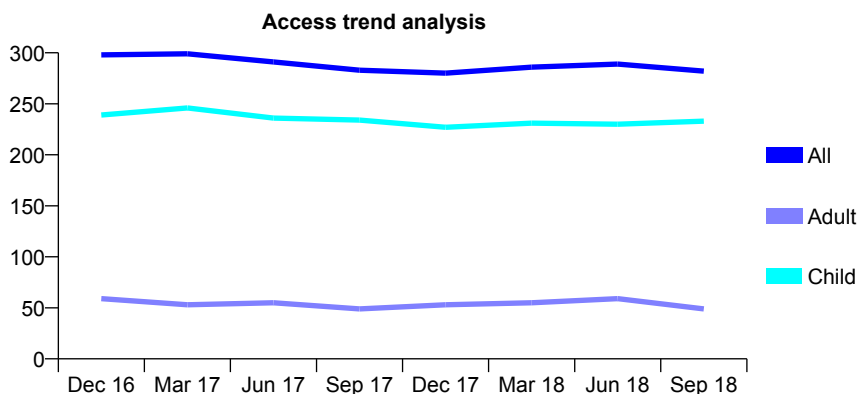
## Q70 - Vital Signs At a Glance Contract Report for 739901/0001 - September 2018

Name or company name	MR PD THORNHILL
Contract type name	GDS Contract
Purpose of contract	General
Contract start date	01/04/2006
Contract end date	

18/19 Contracted general activity (UDA)	470
Carry forward general activity (UDA)	0
18/19 Contracted orthodontic activity (UOA)	0
Carry forward orthodontic activity (UOA)	0
Baseline contract value	£11,093.40

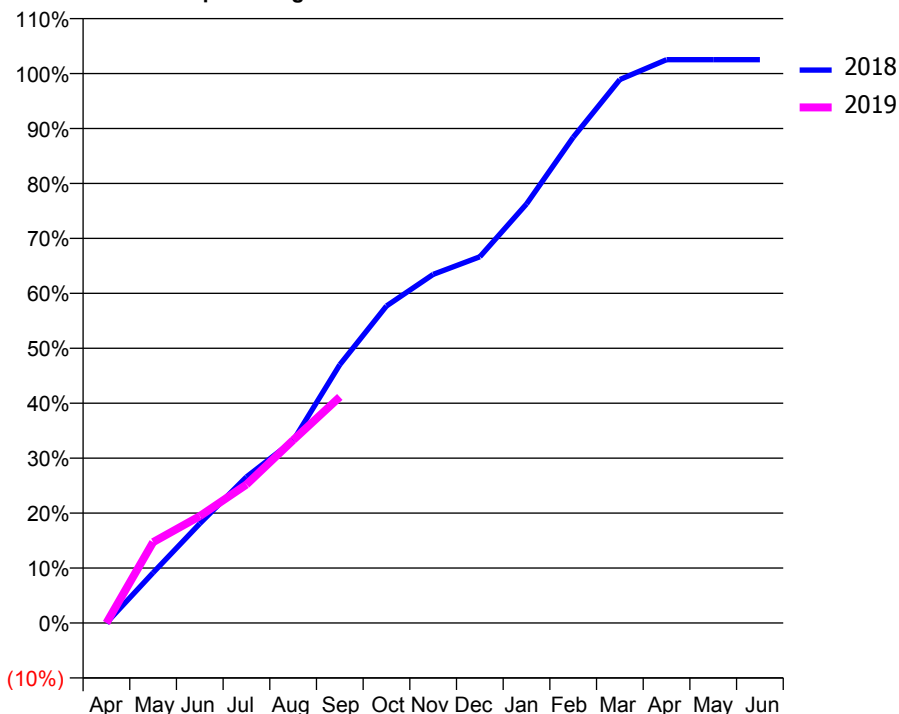
### ACCESS\*

Patients seen in 24 months	Total	Change since previous quarter
Quarter ending September 2017	283	
Quarter ending December 2017	280	↓
Quarter ending March 2018	286	↑
Quarter ending June 2018	289	→
Quarter ending September 2018	282	↓
<b>Variance since September 2017</b>	<b>(0.4%)</b>	→



### ACTIVITY

Cumulative percentage of contracted UDA delivered 2018 & 2019



Adjusted Scheduled Activity (UDA)

Month	2018	2019
April	0	0
May	43	69
June	85	91
July	125	118
August	156	156
September	221	193
October	271	
November	298	
December	313	
January	358	
February	415	
March	465	
April	482	
May	482	
June	482	

### QUALITY

	Quantity	Base Number	Contract	AT	Region	England
% of FP17s for the same patient ID Re-attending within 3 months - Children	3	165	1.8%	9.6%	11.1%	11.6%
% of FP17s for the same patient ID Re-attending within 3 months - Adults	0	11	0.0%	13.9%	15.3%	15.5%
% of FP17s for the same patient ID Re-attending between 3 & 9 months - Children	115	165	69.7%	61.8%	61.1%	58.8%
% of FP17s for the same patient ID Re-attending between 3 & 9 months - Adults	9	11	81.8%	53.1%	52.3%	51.1%
% of FP17s for Band 1 Urgent Courses	2	158	1.3%	9.9%	9.5%	9.0%
% of FP17s Relating to Free Repair or Replacements	0	158	0.0%	0.6%	0.7%	0.8%
% of FP17s Relating to Continuations	0	158	0.0%	0.9%	0.8%	0.9%
% of Patients satisfied with the dentistry they have received	0	0	N/A	92.6%	93.6%	93.3%
% of Patients satisfied with the time they had to wait for an appointment	0	0	N/A	89.8%	88.8%	88.9%

\* This is based on patients treated on this contract for their most recent course of treatment. Figures in italics indicate the base number of FP17s or Patient Questionnaire responses are less than 100. N/A is shown where the base number of responses is less than 10 during the period. % is calculated as Quantity/Base number\*100

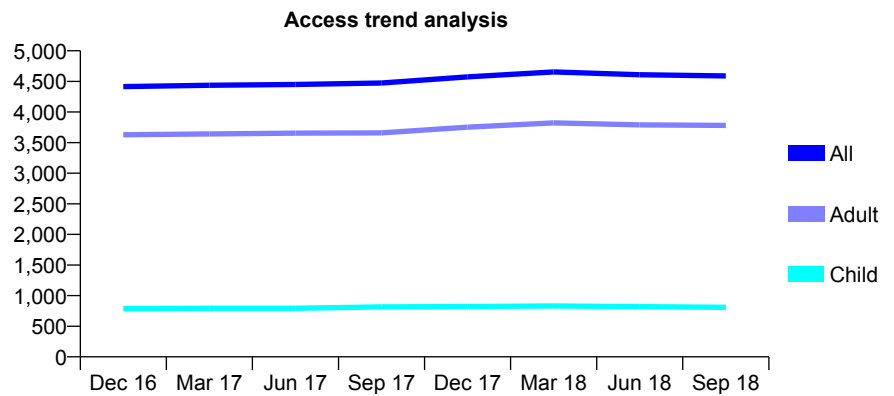
## Q70 - Vital Signs At a Glance Contract Report for 741833/0001 - September 2018

Name or company name	Eastleigh Dental Surgery Partnership
Contract type name	GDS Contract
Purpose of contract	General
Contract start date	01/04/2006
Contract end date	

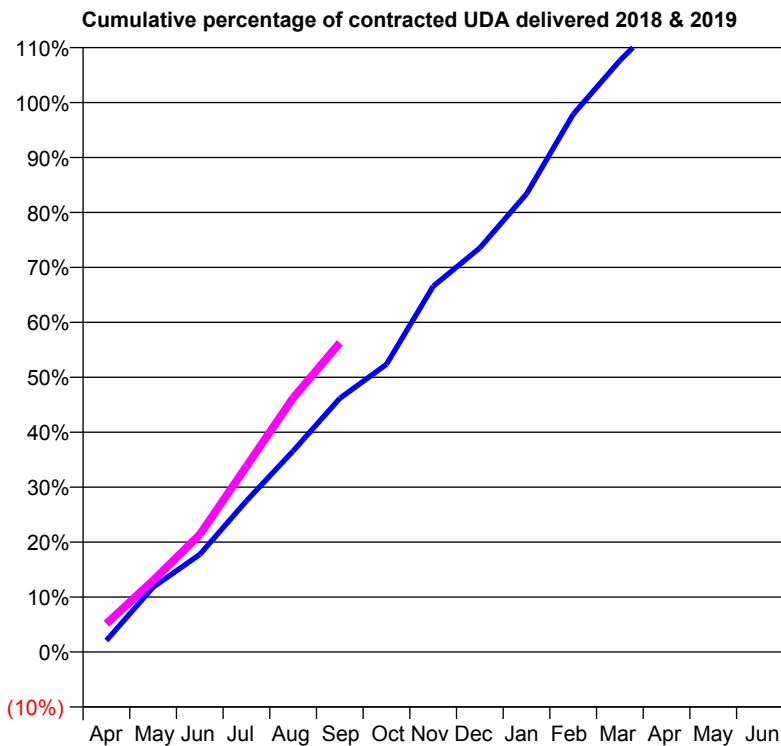
18/19 Contracted general activity (UDA)	12,000
Carry forward general activity (UDA)	0
18/19 Contracted orthodontic activity (UOA)	0
Carry forward orthodontic activity (UOA)	0
Baseline contract value	£341,863.16

### ACCESS\*

Patients seen in 24 months	Total	Change since previous quarter
Quarter ending September 2017	4,473	
Quarter ending December 2017	4,575	↑
Quarter ending March 2018	4,654	→
Quarter ending June 2018	4,610	→
Quarter ending September 2018	4,590	→
<b>Variance since September 2017</b>	<b>2.6%</b>	<b>↑</b>



### ACTIVITY



Month	Adjusted Scheduled Activity (UDA)	
	2018	2019
April	251	618
May	1,417	1,563
June	2,131	2,563
July	3,302	4,055
August	4,390	5,549
September	5,539	6,751
October	6,282	
November	7,987	
December	8,825	
January	10,004	
February	11,744	
March	12,916	
April	13,933	
May	13,906	
June	13,907	

### QUALITY

	Quantity	Base Number	Contract	AT	Region	England
% of FP17s for the same patient ID Re-attending within 3 months - Children	47	651	7.2%	9.6%	11.1%	11.6%
% of FP17s for the same patient ID Re-attending within 3 months - Adults	528	3,198	16.5%	13.9%	15.3%	15.5%
% of FP17s for the same patient ID Re-attending between 3 & 9 months - Children	409	651	62.8%	61.8%	61.1%	58.8%
% of FP17s for the same patient ID Re-attending between 3 & 9 months - Adults	1,852	3,198	57.9%	53.1%	52.3%	51.1%
% of FP17s for Band 1 Urgent Courses	391	3,408	11.5%	9.9%	9.5%	9.0%
% of FP17s Relating to Free Repair or Replacements	15	3,408	0.4%	0.6%	0.7%	0.8%
% of FP17s Relating to Continuations	39	3,408	1.1%	0.9%	0.8%	0.9%
% of Patients satisfied with the dentistry they have received	11	16	68.8%	92.6%	93.6%	93.3%
% of Patients satisfied with the time they had to wait for an appointment	16	16	100.0%	89.8%	88.8%	88.9%

\* This is based on patients treated on this contract for their most recent course of treatment. Figures in italics indicate the base number of FP17s or Patient Questionnaire responses are less than 100. N/A is shown where the base number of responses is less than 10 during the period. % is calculated as Quantity/Base number\*100



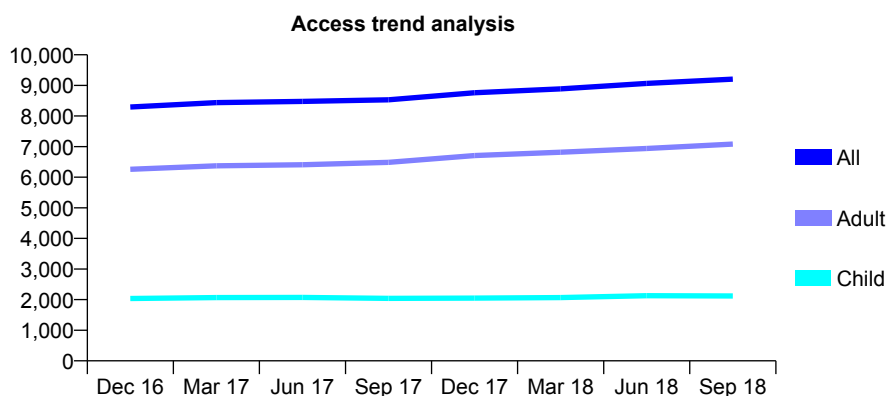
## Q70 - Vital Signs At a Glance Contract Report for 750026/0001 - September 2018

Name or company name	Royal Terrace Dental Practice
Contract type name	GDS Contract
Purpose of contract	General
Contract start date	01/04/2006
Contract end date	

18/19 Contracted general activity (UDA)	16,700
Carry forward general activity (UDA)	0
18/19 Contracted orthodontic activity (UOA)	0
Carry forward orthodontic activity (UOA)	0
Baseline contract value	£446,266.86

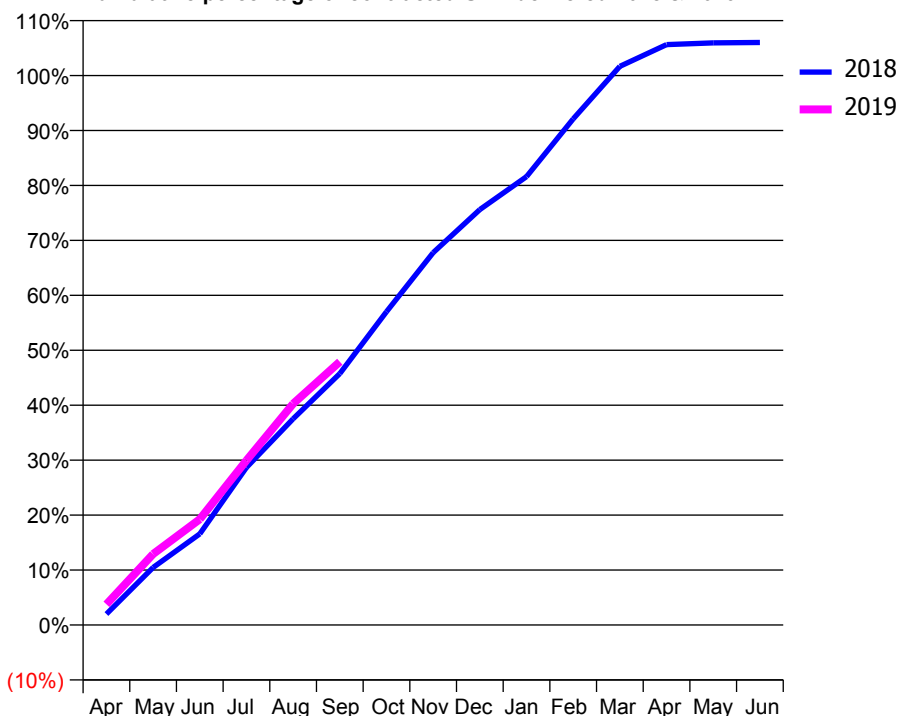
### ACCESS\*

Patients seen in 24 months	Total	Change since previous quarter
Quarter ending September 2017	8,529	
Quarter ending December 2017	8,759	↑
Quarter ending March 2018	8,885	→
Quarter ending June 2018	9,064	↑
Quarter ending September 2018	9,204	→
<b>Variance since September 2017</b>	<b>7.9%</b>	<b>↑</b>



### ACTIVITY

Cumulative percentage of contracted UDA delivered 2018 & 2019



Month	Adjusted Scheduled Activity (UDA)	
	2018	2019
April	336	630
May	1,749	2,160
June	2,770	3,215
July	4,789	5,002
August	6,268	6,725
September	7,640	8,003
October	9,521	
November	11,318	
December	12,627	
January	13,627	
February	15,380	
March	16,979	
April	17,638	
May	17,693	
June	17,704	

### QUALITY

	Quantity	Base Number	Contract	AT	Region	England
% of FP17s for the same patient ID Re-attending within 3 months - Children	31	1,043	3.0%	9.6%	11.1%	11.6%
% of FP17s for the same patient ID Re-attending within 3 months - Adults	503	3,569	14.1%	13.9%	15.3%	15.5%
% of FP17s for the same patient ID Re-attending between 3 & 9 months - Children	295	1,043	28.3%	61.8%	61.1%	58.8%
% of FP17s for the same patient ID Re-attending between 3 & 9 months - Adults	905	3,569	25.4%	53.1%	52.3%	51.1%
% of FP17s for Band 1 Urgent Courses	473	4,237	11.2%	9.9%	9.5%	9.0%
% of FP17s Relating to Free Repair or Replacements	40	4,237	0.9%	0.6%	0.7%	0.8%
% of FP17s Relating to Continuations	16	4,237	0.4%	0.9%	0.8%	0.9%
% of Patients satisfied with the dentistry they have received	3	3	N/A	92.6%	93.6%	93.3%
% of Patients satisfied with the time they had to wait for an appointment	3	3	N/A	89.8%	88.8%	88.9%

\* This is based on patients treated on this contract for their most recent course of treatment. Figures in italics indicate the base number of FP17s or Patient Questionnaire responses are less than 100. N/A is shown where the base number of responses is less than 10 during the period. % is calculated as Quantity/Base number\*100

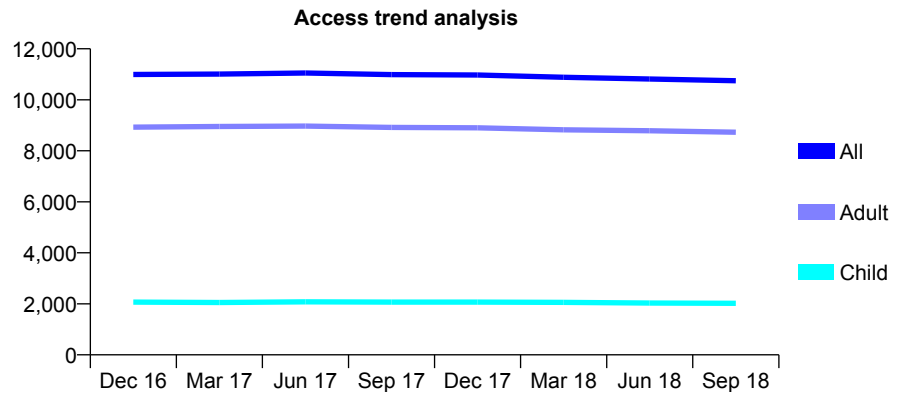
## Q70 - Vital Signs At a Glance Contract Report for 755648/0001 - September 2018

Name or company name	MR SM SHILLAKER
Contract type name	GDS Contract
Purpose of contract	General
Contract start date	01/04/2006
Contract end date	

18/19 Contracted general activity (UDA)	29,000
Carry forward general activity (UDA)	1,160
18/19 Contracted orthodontic activity (UOA)	0
Carry forward orthodontic activity (UOA)	0
Baseline contract value	£753,034.97

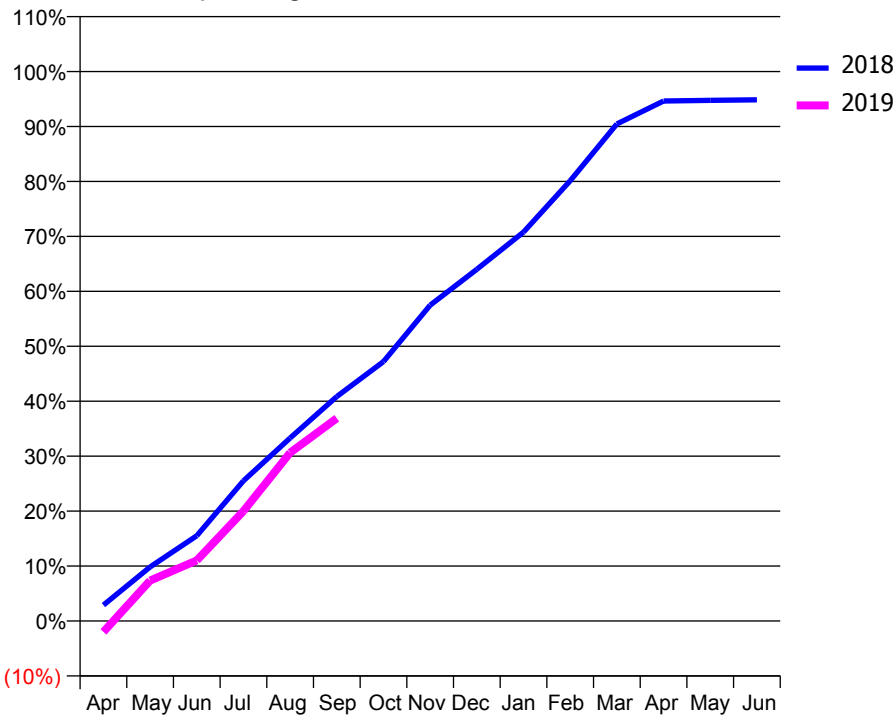
### ACCESS\*

Patients seen in 24 months	Total	Change since previous quarter
Quarter ending September 2017	10,987	
Quarter ending December 2017	10,971	→
Quarter ending March 2018	10,886	→
Quarter ending June 2018	10,817	→
Quarter ending September 2018	10,750	→
<b>Variance since September 2017</b>	<b>(2.2%)</b>	<b>↓</b>



### ACTIVITY

**Cumulative percentage of contracted UDA delivered 2018 & 2019**



Month	Adjusted Scheduled Activity (UDA)	
	2018	2019
April	838	-583
May	2,851	2,134
June	4,497	3,196
July	7,397	5,805
August	9,658	8,886
September	11,851	10,703
October	13,688	
November	16,670	
December	18,560	
January	20,523	
February	23,237	
March	26,233	
April	27,445	
May	27,477	
June	27,507	

### QUALITY

	Quantity	Base Number	Contract	AT	Region	England
% of FP17s for the same patient ID Re-attending within 3 months - Children	70	1,688	4.1%	9.6%	11.1%	11.6%
% of FP17s for the same patient ID Re-attending within 3 months - Adults	743	6,311	11.8%	13.9%	15.3%	15.5%
% of FP17s for the same patient ID Re-attending between 3 & 9 months - Children	1,138	1,688	67.4%	61.8%	61.1%	58.8%
% of FP17s for the same patient ID Re-attending between 3 & 9 months - Adults	3,381	6,311	53.6%	53.1%	52.3%	51.1%
% of FP17s for Band 1 Urgent Courses	508	6,946	7.3%	9.9%	9.5%	9.0%
% of FP17s Relating to Free Repair or Replacements	22	6,946	0.3%	0.6%	0.7%	0.8%
% of FP17s Relating to Continuations	62	6,946	0.9%	0.9%	0.8%	0.9%
% of Patients satisfied with the dentistry they have received	2	2	N/A	92.6%	93.6%	93.3%
% of Patients satisfied with the time they had to wait for an appointment	2	2	N/A	89.8%	88.8%	88.9%

\* This is based on patients treated on this contract for their most recent course of treatment. Figures in italics indicate the base number of FP17s or Patient Questionnaire responses are less than 100. N/A is shown where the base number of responses is less than 10 during the period. % is calculated as Quantity/Base number\*100

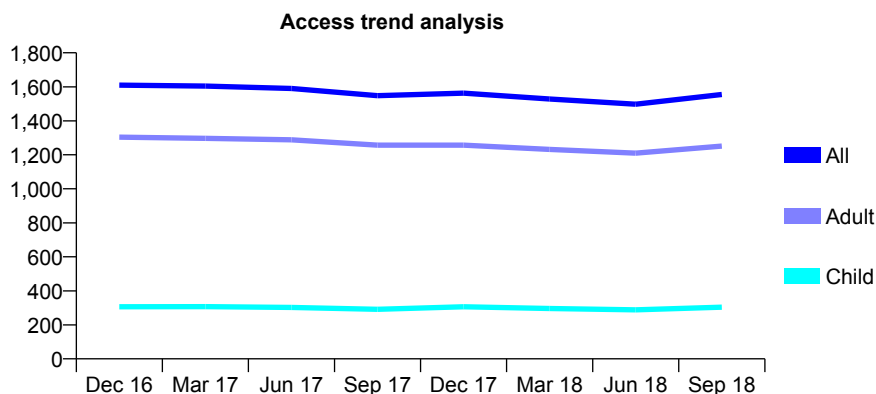
## Q70 - Vital Signs At a Glance Contract Report for 765201/0001 - September 2018

Name or company name	MR A SHENYAN
Contract type name	GDS Contract
Purpose of contract	General
Contract start date	01/04/2006
Contract end date	

18/19 Contracted general activity (UDA)	7,650
Carry forward general activity (UDA)	0
18/19 Contracted orthodontic activity (UOA)	0
Carry forward orthodontic activity (UOA)	0
Baseline contract value	£211,871.29

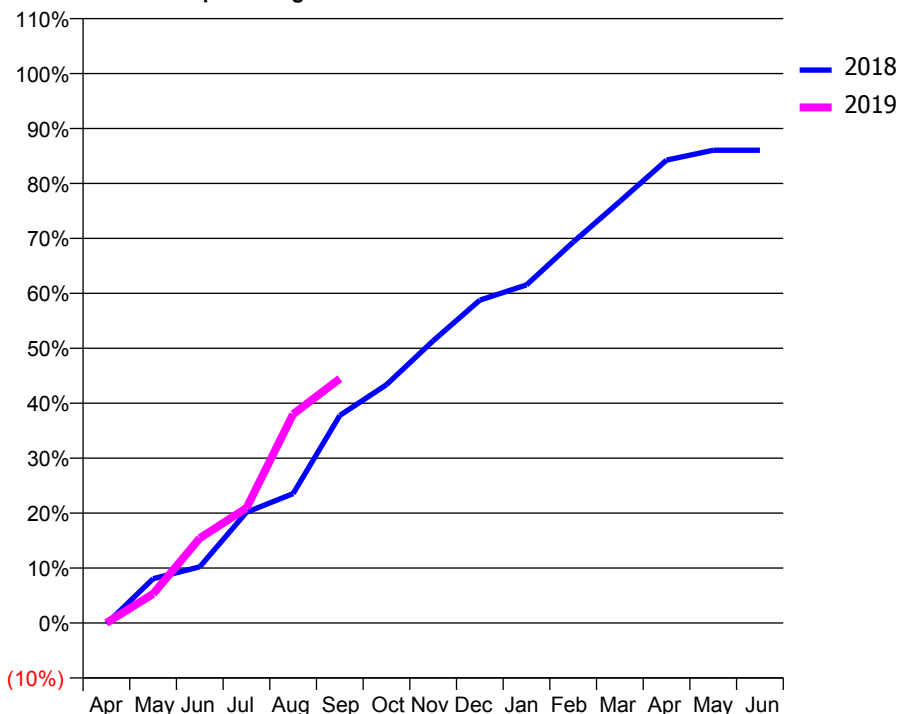
### ACCESS\*

Patients seen in 24 months	Total	Change since previous quarter
Quarter ending September 2017	1,548	
Quarter ending December 2017	1,563	→
Quarter ending March 2018	1,528	↓
Quarter ending June 2018	1,498	↓
Quarter ending September 2018	1,555	↑
<b>Variance since September 2017</b>	<b>0.5%</b>	<b>→</b>



### ACTIVITY

Cumulative percentage of contracted UDA delivered 2018 & 2019



Adjusted Scheduled Activity (UDA)		
Month	2018	2019
April	-13	0
May	616	406
June	782	1,182
July	1,542	1,602
August	1,802	2,908
September	2,890	3,402
October	3,318	
November	3,929	
December	4,496	
January	4,706	
February	5,304	
March	5,869	
April	6,444	
May	6,582	
June	6,582	

### QUALITY

	Quantity	Base Number	Contract	AT	Region	England
% of FP17s for the same patient ID Re-attending within 3 months - Children	11	218	5.0%	9.6%	11.1%	11.6%
% of FP17s for the same patient ID Re-attending within 3 months - Adults	157	1,029	15.3%	13.9%	15.3%	15.5%
% of FP17s for the same patient ID Re-attending between 3 & 9 months - Children	112	218	51.4%	61.8%	61.1%	58.8%
% of FP17s for the same patient ID Re-attending between 3 & 9 months - Adults	551	1,029	53.5%	53.1%	52.3%	51.1%
% of FP17s for Band 1 Urgent Courses	28	1,063	2.6%	9.9%	9.5%	9.0%
% of FP17s Relating to Free Repair or Replacements	15	1,063	1.4%	0.6%	0.7%	0.8%
% of FP17s Relating to Continuations	12	1,063	1.1%	0.9%	0.8%	0.9%
% of Patients satisfied with the dentistry they have received	1	1	N/A	92.6%	93.6%	93.3%
% of Patients satisfied with the time they had to wait for an appointment	1	1	N/A	89.8%	88.8%	88.9%

\* This is based on patients treated on this contract for their most recent course of treatment. Figures in italics indicate the base number of FP17s or Patient Questionnaire responses are less than 100. N/A is shown where the base number of responses is less than 10 during the period. % is calculated as Quantity/Base number\*100

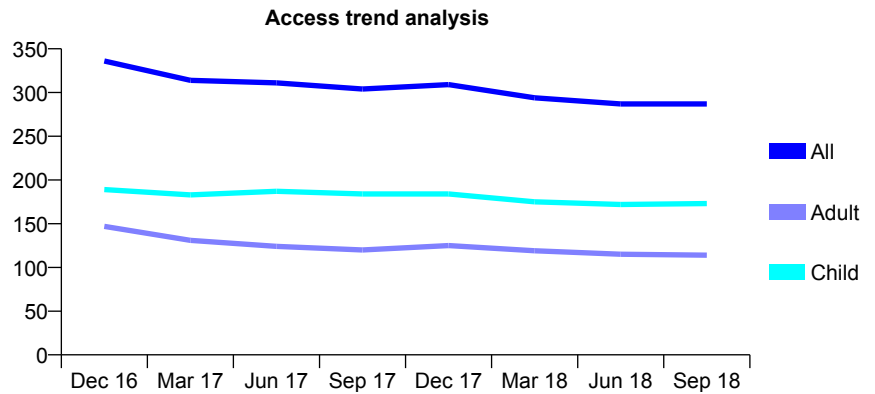
## Q70 - Vital Signs At a Glance Contract Report for 766542/0001 - September 2018

Name or company name	MISS LJ PEARCE
Contract type name	GDS Contract
Purpose of contract	General
Contract start date	01/04/2006
Contract end date	

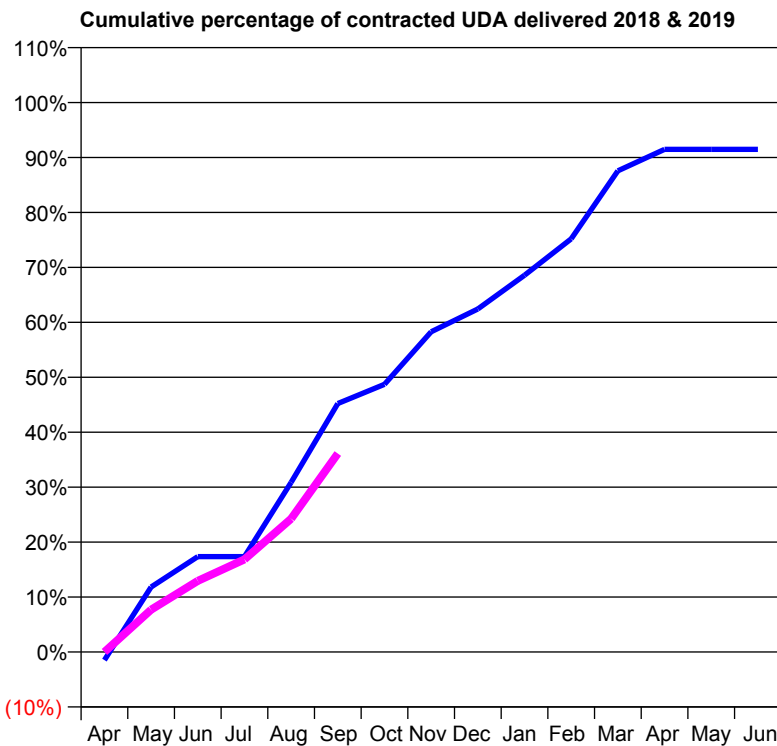
18/19 Contracted general activity (UDA)	800
Carry forward general activity (UDA)	0
18/19 Contracted orthodontic activity (UOA)	0
Carry forward orthodontic activity (UOA)	0
Baseline contract value	£18,164.02

### ACCESS\*

Patients seen in 24 months	Total	Change since previous quarter
Quarter ending September 2017	304	
Quarter ending December 2017	309	→
Quarter ending March 2018	294	↓
Quarter ending June 2018	287	↓
Quarter ending September 2018	287	→
<b>Variance since September 2017</b>	<b>(5.6%)</b>	<b>↓</b>



### ACTIVITY



Adjusted Scheduled Activity (UDA)		
Month	2018	2019
April	-12	0
May	95	62
June	139	104
July	139	135
August	247	194
September	362	289
October	390	
November	466	
December	499	
January	549	
February	602	
March	701	
April	732	
May	732	
June	732	

### QUALITY

	Quantity	Base Number	Contract	AT	Region	England
% of FP17s for the same patient ID Re-attending within 3 months - Children	10	149	6.7%	9.6%	11.1%	11.6%
% of FP17s for the same patient ID Re-attending within 3 months - Adults	12	80	15.0%	13.9%	15.3%	15.5%
% of FP17s for the same patient ID Re-attending between 3 & 9 months - Children	110	149	73.8%	61.8%	61.1%	58.8%
% of FP17s for the same patient ID Re-attending between 3 & 9 months - Adults	46	80	57.5%	53.1%	52.3%	51.1%
% of FP17s for Band 1 Urgent Courses	10	207	4.8%	9.9%	9.5%	9.0%
% of FP17s Relating to Free Repair or Replacements	0	207	0.0%	0.6%	0.7%	0.8%
% of FP17s Relating to Continuations	0	207	0.0%	0.9%	0.8%	0.9%
% of Patients satisfied with the dentistry they have received	0	0	N/A	92.6%	93.6%	93.3%
% of Patients satisfied with the time they had to wait for an appointment	0	0	N/A	89.8%	88.8%	88.9%

\* This is based on patients treated on this contract for their most recent course of treatment. Figures in italics indicate the base number of FP17s or Patient Questionnaire responses are less than 100. N/A is shown where the base number of responses is less than 10 during the period. % is calculated as Quantity/Base number\*100

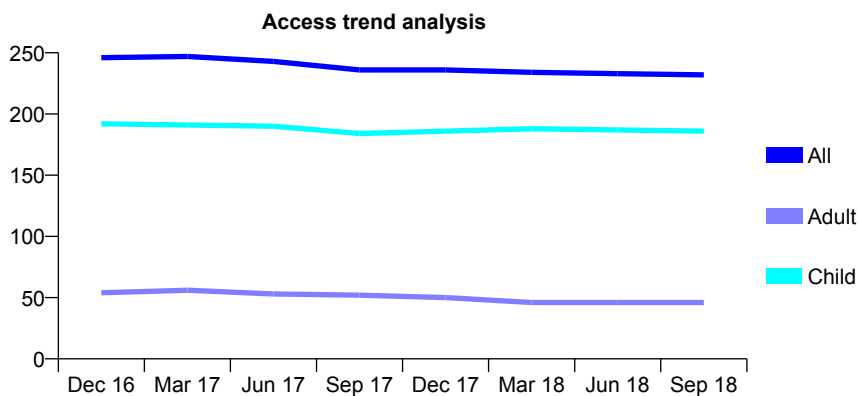
## Q70 - Vital Signs At a Glance Contract Report for 769797/0001 - September 2018

Name or company name	MR FJ PEROLD
Contract type name	GDS Contract
Purpose of contract	General
Contract start date	01/04/2006
Contract end date	

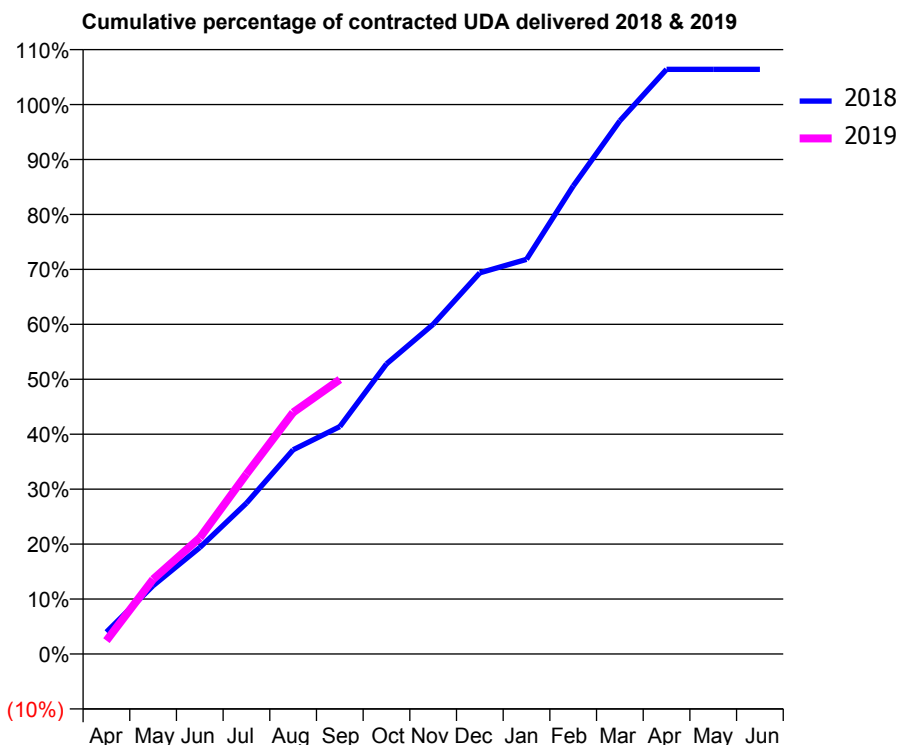
18/19 Contracted general activity (UDA)	450
Carry forward general activity (UDA)	0
18/19 Contracted orthodontic activity (UOA)	0
Carry forward orthodontic activity (UOA)	0
Baseline contract value	£10,260.72

### ACCESS\*

Patients seen in 24 months	Total	Change since previous quarter
Quarter ending September 2017	236	
Quarter ending December 2017	236	→
Quarter ending March 2018	234	→
Quarter ending June 2018	233	→
Quarter ending September 2018	232	→
<b>Variance since September 2017</b>	<b>(1.7%)</b>	<b>↓</b>



### ACTIVITY



Month	Adjusted Scheduled Activity (UDA)	
	2018	2019
April	18	11
May	56	61
June	87	95
July	124	147
August	167	198
September	186	225
October	238	
November	270	
December	312	
January	323	
February	383	
March	437	
April	479	
May	479	
June	479	

### QUALITY

	Quantity	Base Number	Contract	AT	Region	England
% of FP17s for the same patient ID Re-attending within 3 months - Children	7	182	3.8%	9.6%	11.1%	11.6%
% of FP17s for the same patient ID Re-attending within 3 months - Adults	4	18	22.2%	13.9%	15.3%	15.5%
% of FP17s for the same patient ID Re-attending between 3 & 9 months - Children	134	182	73.6%	61.8%	61.1%	58.8%
% of FP17s for the same patient ID Re-attending between 3 & 9 months - Adults	14	18	77.8%	53.1%	52.3%	51.1%
% of FP17s for Band 1 Urgent Courses	4	179	2.2%	9.9%	9.5%	9.0%
% of FP17s Relating to Free Repair or Replacements	0	179	0.0%	0.6%	0.7%	0.8%
% of FP17s Relating to Continuations	0	179	0.0%	0.9%	0.8%	0.9%
% of Patients satisfied with the dentistry they have received	0	0	N/A	92.6%	93.6%	93.3%
% of Patients satisfied with the time they had to wait for an appointment	0	0	N/A	89.8%	88.8%	88.9%

\* This is based on patients treated on this contract for their most recent course of treatment. Figures in italics indicate the base number of FP17s or Patient Questionnaire responses are less than 100. N/A is shown where the base number of responses is less than 10 during the period. % is calculated as Quantity/Base number\*100

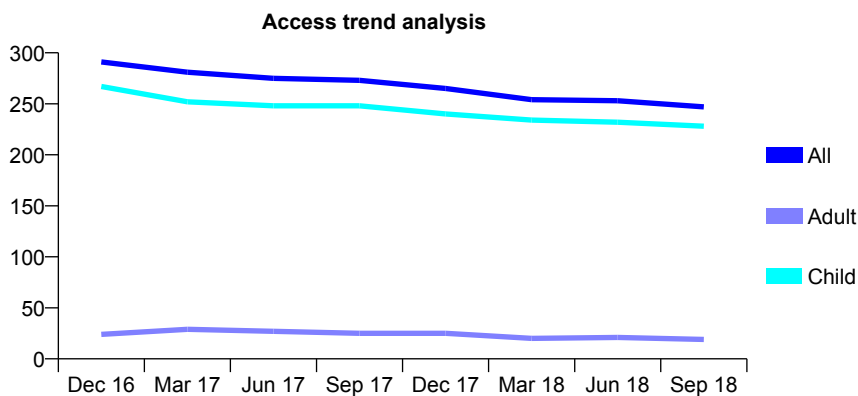
## Q70 - Vital Signs At a Glance Contract Report for 801550/0001 - September 2018

Name or company name	Cheriton Dental Practice
Contract type name	GDS Contract
Purpose of contract	General
Contract start date	01/04/2006
Contract end date	

18/19 Contracted general activity (UDA)	640
Carry forward general activity (UDA)	25
18/19 Contracted orthodontic activity (UOA)	0
Carry forward orthodontic activity (UOA)	0
Baseline contract value	£14,718.16

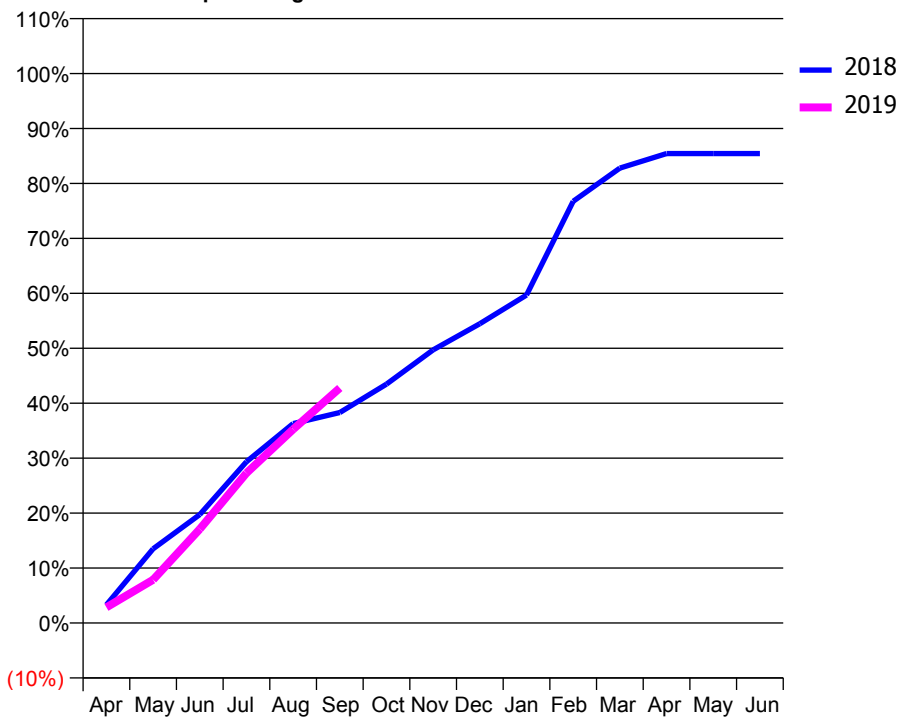
### ACCESS\*

Patients seen in 24 months	Total	Change since previous quarter
Quarter ending September 2017	273	
Quarter ending December 2017	265	↓
Quarter ending March 2018	254	↓
Quarter ending June 2018	253	→
Quarter ending September 2018	247	↓
<b>Variance since September 2017</b>	<b>(9.5%)</b>	<b>↓</b>



### ACTIVITY

Cumulative percentage of contracted UDA delivered 2018 & 2019



Adjusted Scheduled Activity (UDA)		
Month	2018	2019
April	21	18
May	86	50
June	126	109
July	188	175
August	232	226
September	245	274
October	278	
November	318	
December	349	
January	382	
February	491	
March	530	
April	547	
May	547	
June	547	

### QUALITY

	Quantity	Base Number	Contract	AT	Region	England
% of FP17s for the same patient ID Re-attending within 3 months - Children	11	185	5.9%	9.6%	11.1%	11.6%
% of FP17s for the same patient ID Re-attending within 3 months - Adults	0	1	0.0%	13.9%	15.3%	15.5%
% of FP17s for the same patient ID Re-attending between 3 & 9 months - Children	110	185	59.5%	61.8%	61.1%	58.8%
% of FP17s for the same patient ID Re-attending between 3 & 9 months - Adults	0	1	0.0%	53.1%	52.3%	51.1%
% of FP17s for Band 1 Urgent Courses	5	175	2.9%	9.9%	9.5%	9.0%
% of FP17s Relating to Free Repair or Replacements	0	175	0.0%	0.6%	0.7%	0.8%
% of FP17s Relating to Continuations	0	175	0.0%	0.9%	0.8%	0.9%
% of Patients satisfied with the dentistry they have received	0	0	N/A	92.6%	93.6%	93.3%
% of Patients satisfied with the time they had to wait for an appointment	0	0	N/A	89.8%	88.8%	88.9%

\* This is based on patients treated on this contract for their most recent course of treatment. Figures in italics indicate the base number of FP17s or Patient Questionnaire responses are less than 100. N/A is shown where the base number of responses is less than 10 during the period. % is calculated as Quantity/Base number\*100

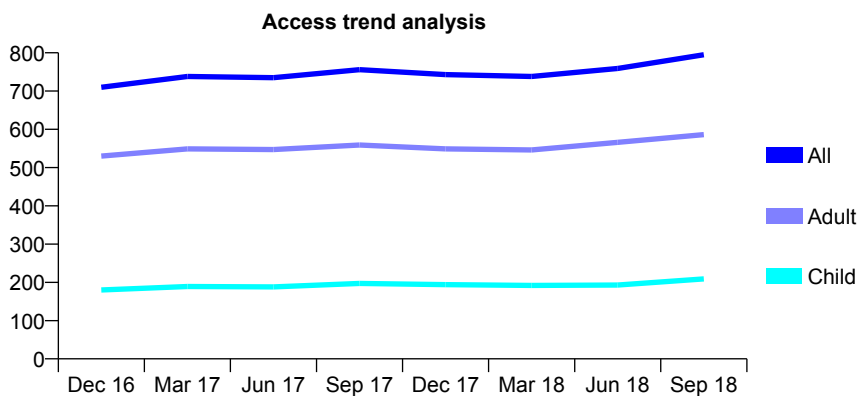
## Q70 - Vital Signs At a Glance Contract Report for 801623/0001 - September 2018

Name or company name	Hema Rajah
Contract type name	GDS Contract
Purpose of contract	General
Contract start date	01/04/2006
Contract end date	

18/19 Contracted general activity (UDA)	2,360
Carry forward general activity (UDA)	0
18/19 Contracted orthodontic activity (UOA)	0
Carry forward orthodontic activity (UOA)	0
Baseline contract value	£55,752.52

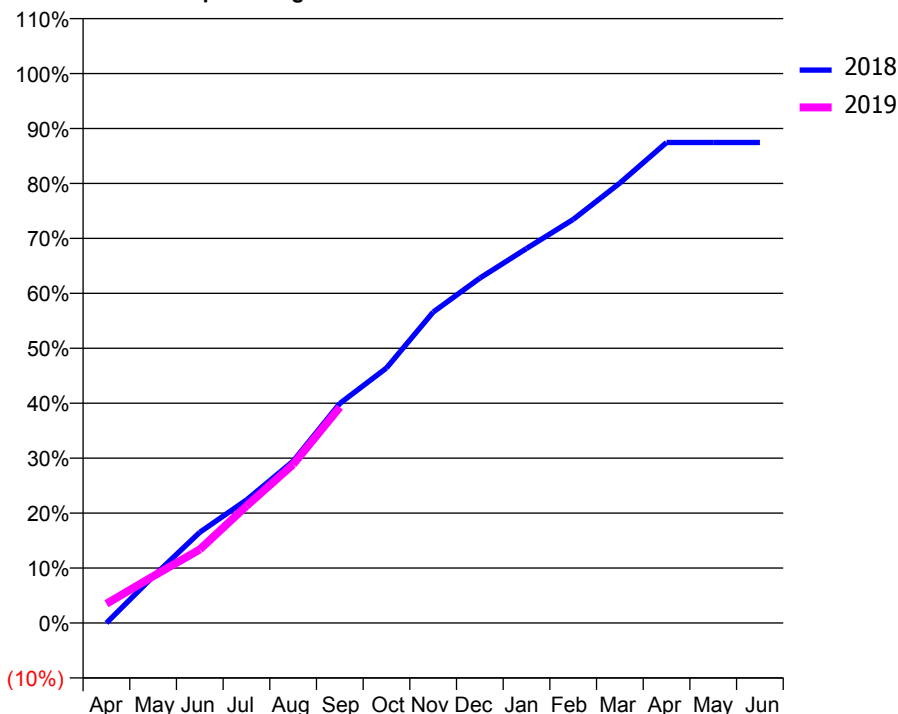
### ACCESS\*

Patients seen in 24 months	Total	Change since previous quarter
Quarter ending September 2017	756	
Quarter ending December 2017	743	↓
Quarter ending March 2018	738	→
Quarter ending June 2018	759	↑
Quarter ending September 2018	795	↑
<b>Variance since September 2017</b>	<b>5.2%</b>	<b>↑</b>



### ACTIVITY

Cumulative percentage of contracted UDA delivered 2018 & 2019



Adjusted Scheduled Activity (UDA)		
Month	2018	2019
April	0	83
May	200	201
June	390	316
July	529	503
August	695	681
September	943	927
October	1,095	
November	1,335	
December	1,481	
January	1,609	
February	1,733	
March	1,890	
April	2,064	
May	2,064	
June	2,064	

### QUALITY

	Quantity	Base Number	Contract	AT	Region	England
% of FP17s for the same patient ID Re-attending within 3 months - Children	13	213	6.1%	9.6%	11.1%	11.6%
% of FP17s for the same patient ID Re-attending within 3 months - Adults	77	523	14.7%	13.9%	15.3%	15.5%
% of FP17s for the same patient ID Re-attending between 3 & 9 months - Children	129	213	60.6%	61.8%	61.1%	58.8%
% of FP17s for the same patient ID Re-attending between 3 & 9 months - Adults	300	523	57.4%	53.1%	52.3%	51.1%
% of FP17s for Band 1 Urgent Courses	36	608	5.9%	9.9%	9.5%	9.0%
% of FP17s Relating to Free Repair or Replacements	5	608	0.8%	0.6%	0.7%	0.8%
% of FP17s Relating to Continuations	4	608	0.7%	0.9%	0.8%	0.9%
% of Patients satisfied with the dentistry they have received	0	0	N/A	92.6%	93.6%	93.3%
% of Patients satisfied with the time they had to wait for an appointment	0	0	N/A	89.8%	88.8%	88.9%

\* This is based on patients treated on this contract for their most recent course of treatment. Figures in italics indicate the base number of FP17s or Patient Questionnaire responses are less than 100. N/A is shown where the base number of responses is less than 10 during the period. % is calculated as Quantity/Base number\*100



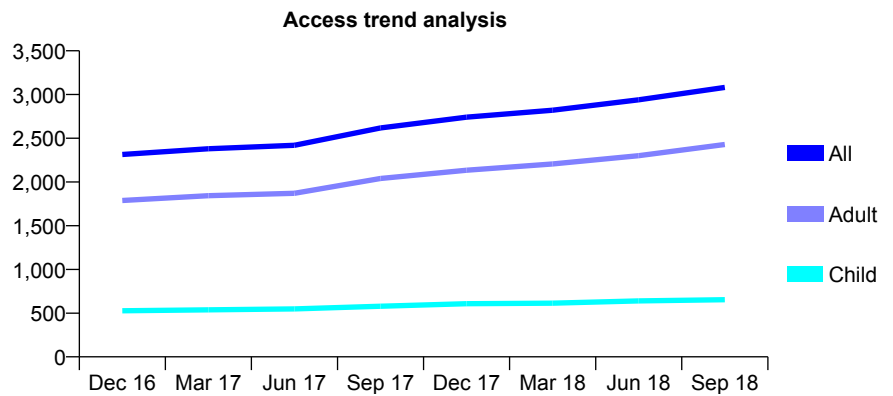
## Q70 - Vital Signs At a Glance Contract Report for 804568/0001 - September 2018

Name or company name	MR SA WALKER
Contract type name	GDS Contract
Purpose of contract	General
Contract start date	01/04/2006
Contract end date	

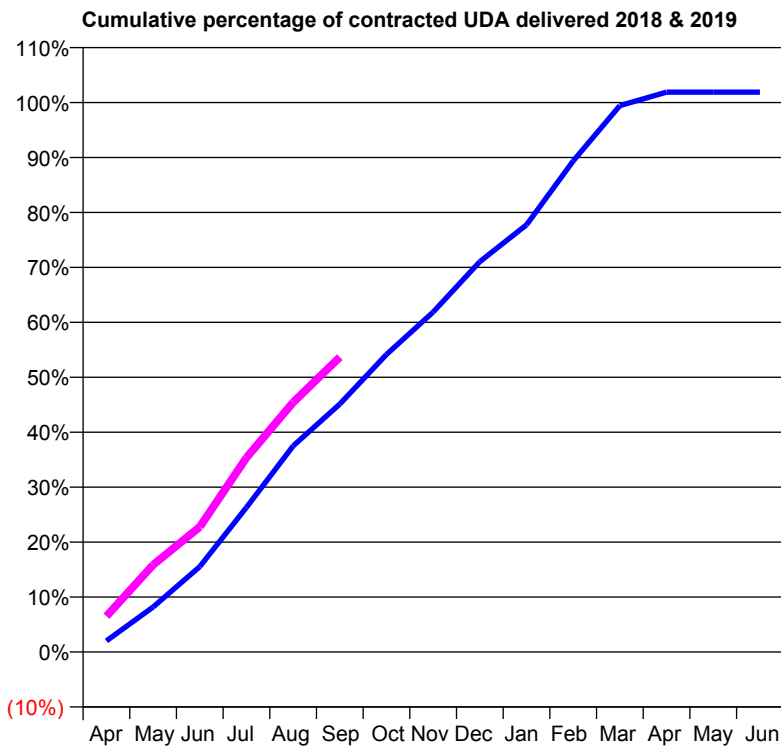
18/19 Contracted general activity (UDA)	8,477
Carry forward general activity (UDA)	0
18/19 Contracted orthodontic activity (UOA)	0
Carry forward orthodontic activity (UOA)	0
Baseline contract value	£215,690.52

### ACCESS\*

Patients seen in 24 months	Total	Change since previous quarter
Quarter ending September 2017	2,618	
Quarter ending December 2017	2,742	↑
Quarter ending March 2018	2,820	↑
Quarter ending June 2018	2,939	↑
Quarter ending September 2018	3,081	↑
<b>Variance since September 2017</b>	<b>17.7%</b>	<b>↑</b>



### ACTIVITY



Month	Adjusted Scheduled Activity (UDA)	
	2018	2019
April	171	552
May	694	1,344
June	1,318	1,930
July	2,231	2,998
August	3,180	3,853
September	3,826	4,548
October	4,591	
November	5,244	
December	6,023	
January	6,590	
February	7,576	
March	8,429	
April	8,637	
May	8,637	
June	8,637	

### QUALITY

	Quantity	Base Number	Contract	AT	Region	England
% of FP17s for the same patient ID Re-attending within 3 months - Children	48	603	8.0%	9.6%	11.1%	11.6%
% of FP17s for the same patient ID Re-attending within 3 months - Adults	324	2,111	15.3%	13.9%	15.3%	15.5%
% of FP17s for the same patient ID Re-attending between 3 & 9 months - Children	409	603	67.8%	61.8%	61.1%	58.8%
% of FP17s for the same patient ID Re-attending between 3 & 9 months - Adults	1,342	2,111	63.6%	53.1%	52.3%	51.1%
% of FP17s for Band 1 Urgent Courses	127	2,546	5.0%	9.9%	9.5%	9.0%
% of FP17s Relating to Free Repair or Replacements	50	2,546	2.0%	0.6%	0.7%	0.8%
% of FP17s Relating to Continuations	23	2,546	0.9%	0.9%	0.8%	0.9%
% of Patients satisfied with the dentistry they have received	1	1	N/A	92.6%	93.6%	93.3%
% of Patients satisfied with the time they had to wait for an appointment	1	1	N/A	89.8%	88.8%	88.9%

\* This is based on patients treated on this contract for their most recent course of treatment. Figures in italics indicate the base number of FP17s or Patient Questionnaire responses are less than 100. N/A is shown where the base number of responses is less than 10 during the period. % is calculated as Quantity/Base number\*100

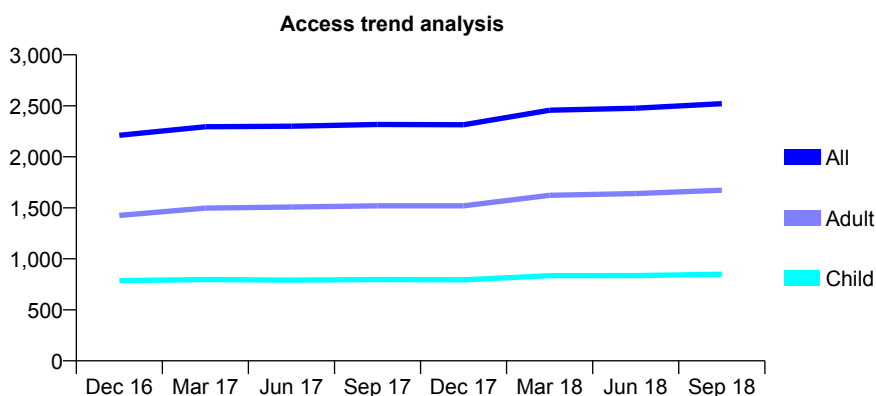
## Q70 - Vital Signs At a Glance Contract Report for 810274/0001 - September 2018

Name or company name	MR TN DAVIES
Contract type name	GDS Contract
Purpose of contract	General
Contract start date	01/04/2006
Contract end date	

18/19 Contracted general activity (UDA)	7,190
Carry forward general activity (UDA)	0
18/19 Contracted orthodontic activity (UOA)	0
Carry forward orthodontic activity (UOA)	0
Baseline contract value	£176,647.39

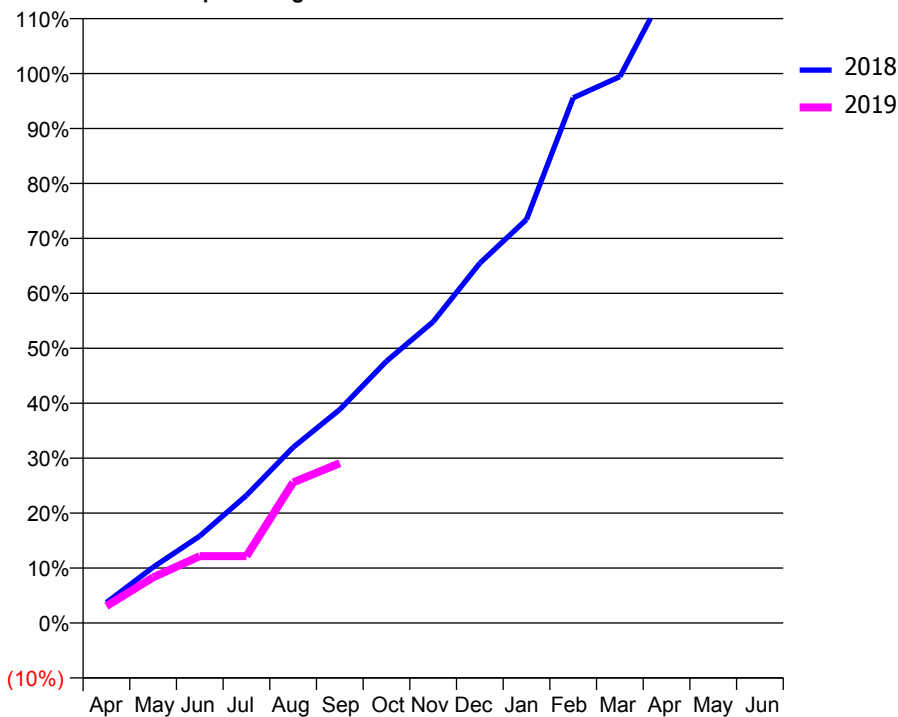
### ACCESS\*

Patients seen in 24 months	Total	Change since previous quarter
Quarter ending September 2017	2,317	
Quarter ending December 2017	2,314	→
Quarter ending March 2018	2,457	↑
Quarter ending June 2018	2,476	→
Quarter ending September 2018	2,521	→
<b>Variance since September 2017</b>	<b>8.8%</b>	<b>↑</b>



### ACTIVITY

Cumulative percentage of contracted UDA delivered 2018 & 2019



Adjusted Scheduled Activity (UDA)		
Month	2018	2019
April	181	221
May	493	598
June	769	875
July	1,128	875
August	1,553	1,840
September	1,887	2,091
October	2,314	
November	2,663	
December	3,181	
January	3,567	
February	4,642	
March	4,829	
April	5,614	
May	5,638	
June	5,656	

### QUALITY

	Quantity	Base Number	Contract	AT	Region	England
% of FP17s for the same patient ID Re-attending within 3 months - Children	26	720	3.6%	9.6%	11.1%	11.6%
% of FP17s for the same patient ID Re-attending within 3 months - Adults	166	1,334	12.4%	13.9%	15.3%	15.5%
% of FP17s for the same patient ID Re-attending between 3 & 9 months - Children	534	720	74.2%	61.8%	61.1%	58.8%
% of FP17s for the same patient ID Re-attending between 3 & 9 months - Adults	823	1,334	61.7%	53.1%	52.3%	51.1%
% of FP17s for Band 1 Urgent Courses	57	1,118	5.1%	9.9%	9.5%	9.0%
% of FP17s Relating to Free Repair or Replacements	1	1,118	0.1%	0.6%	0.7%	0.8%
% of FP17s Relating to Continuations	5	1,118	0.4%	0.9%	0.8%	0.9%
% of Patients satisfied with the dentistry they have received	1	2	N/A	92.6%	93.6%	93.3%
% of Patients satisfied with the time they had to wait for an appointment	1	2	N/A	89.8%	88.8%	88.9%

\* This is based on patients treated on this contract for their most recent course of treatment. Figures in italics indicate the base number of FP17s or Patient Questionnaire responses are less than 100. N/A is shown where the base number of responses is less than 10 during the period. % is calculated as Quantity/Base number\*100

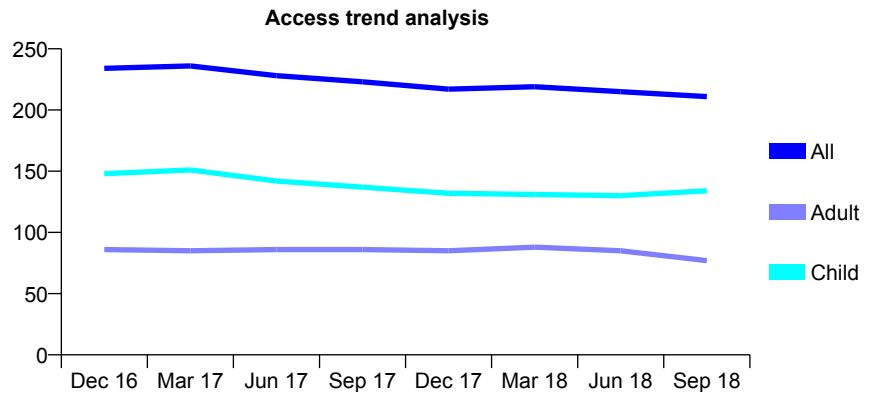
## Q70 - Vital Signs At a Glance Contract Report for 811335/0001 - September 2018

Name or company name	MR R HERRON
Contract type name	GDS Contract
Purpose of contract	General
Contract start date	01/04/2006
Contract end date	

18/19 Contracted general activity (UDA)	400
Carry forward general activity (UDA)	0
18/19 Contracted orthodontic activity (UOA)	0
Carry forward orthodontic activity (UOA)	0
Baseline contract value	£9,808.67

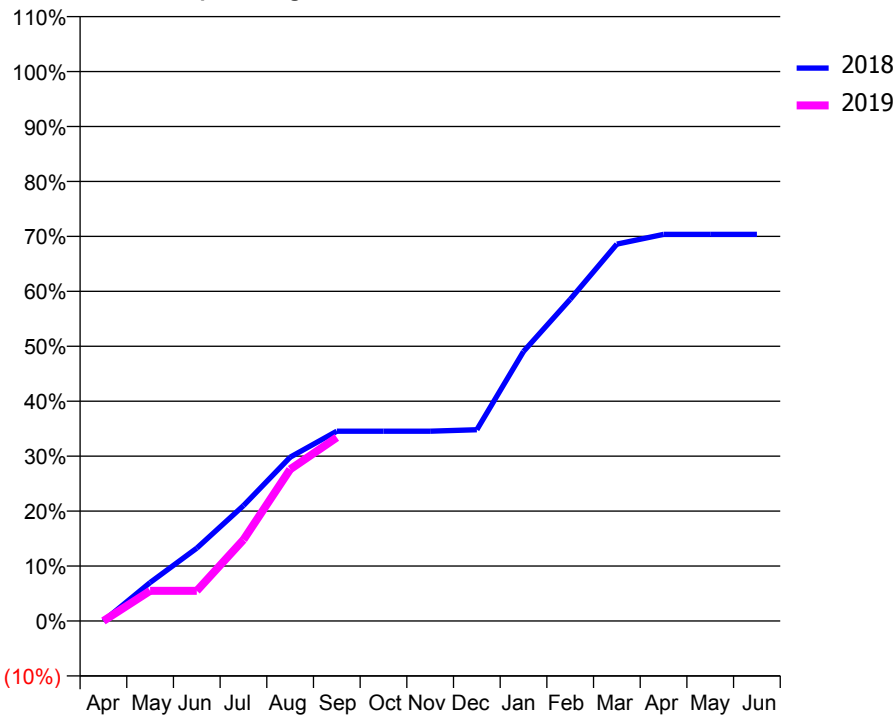
### ACCESS\*

Patients seen in 24 months	Total	Change since previous quarter
Quarter ending September 2017	223	
Quarter ending December 2017	217	↓
Quarter ending March 2018	219	→
Quarter ending June 2018	215	↓
Quarter ending September 2018	211	↓
<b>Variance since September 2017</b>	<b>(5.4%)</b>	<b>↓</b>



### ACTIVITY

Cumulative percentage of contracted UDA delivered 2018 & 2019



Adjusted Scheduled Activity (UDA)		
Month	2018	2019
April	0	0
May	28	22
June	53	22
July	84	59
August	119	110
September	138	134
October	138	
November	138	
December	139	
January	196	
February	234	
March	274	
April	281	
May	281	
June	281	

### QUALITY

	Quantity	Base Number	Contract	AT	Region	England
% of FP17s for the same patient ID Re-attending within 3 months - Children	3	82	3.7%	9.6%	11.1%	11.6%
% of FP17s for the same patient ID Re-attending within 3 months - Adults	2	32	6.3%	13.9%	15.3%	15.5%
% of FP17s for the same patient ID Re-attending between 3 & 9 months - Children	43	82	52.4%	61.8%	61.1%	58.8%
% of FP17s for the same patient ID Re-attending between 3 & 9 months - Adults	16	32	50.0%	53.1%	52.3%	51.1%
% of FP17s for Band 1 Urgent Courses	3	109	2.8%	9.9%	9.5%	9.0%
% of FP17s Relating to Free Repair or Replacements	0	109	0.0%	0.6%	0.7%	0.8%
% of FP17s Relating to Continuations	0	109	0.0%	0.9%	0.8%	0.9%
% of Patients satisfied with the dentistry they have received	1	1	N/A	92.6%	93.6%	93.3%
% of Patients satisfied with the time they had to wait for an appointment	1	1	N/A	89.8%	88.8%	88.9%

\* This is based on patients treated on this contract for their most recent course of treatment. Figures in italics indicate the base number of FP17s or Patient Questionnaire responses are less than 100. N/A is shown where the base number of responses is less than 10 during the period. % is calculated as Quantity/Base number\*100

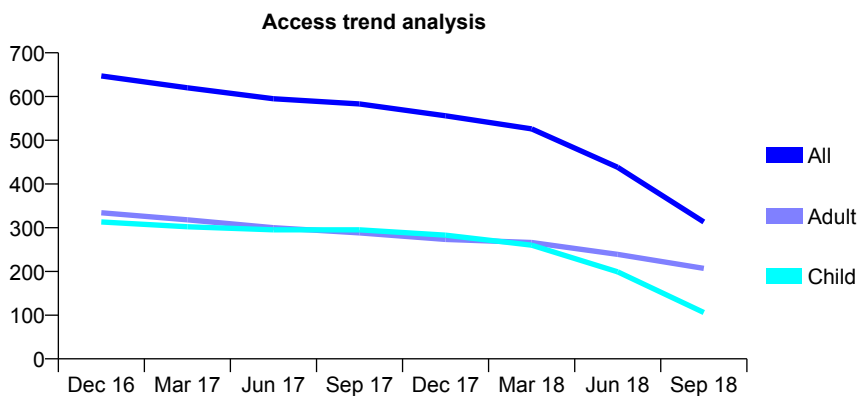
## Q70 - Vital Signs At a Glance Contract Report for 813044/0001 - September 2018

Name or company name	MR SJ BABER
Contract type name	GDS Contract
Purpose of contract	General
Contract start date	01/04/2006
Contract end date	30/04/2018

18/19 Contracted general activity (UDA)	142
Carry forward general activity (UDA)	0
18/19 Contracted orthodontic activity (UOA)	0
Carry forward orthodontic activity (UOA)	0
Baseline contract value	£3,716.33

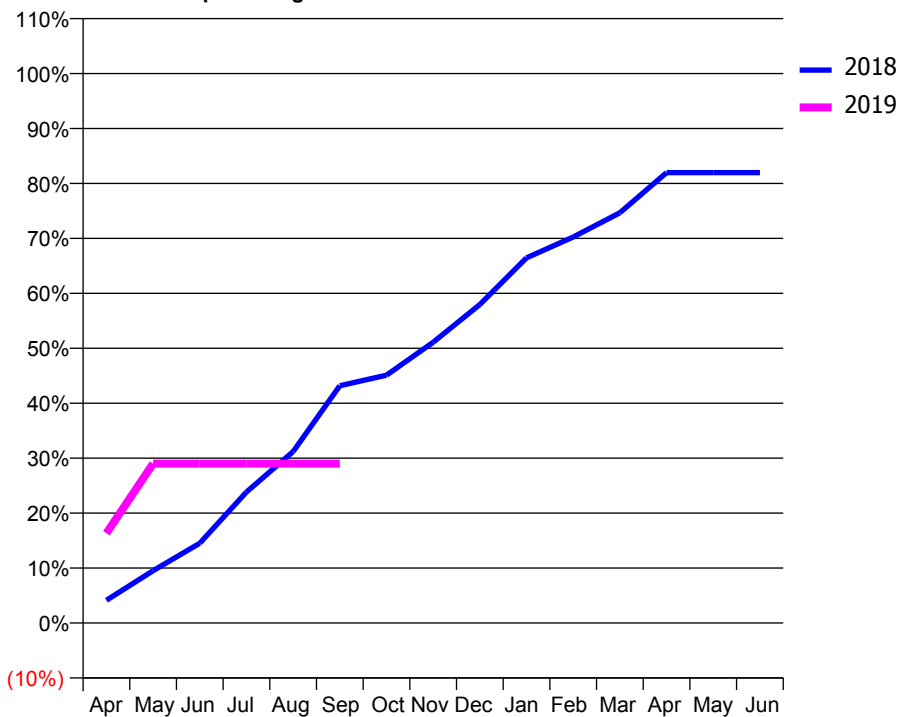
### ACCESS\*

Patients seen in 24 months	Total	Change since previous quarter
Quarter ending September 2017	583	
Quarter ending December 2017	556	↓
Quarter ending March 2018	526	↓
Quarter ending June 2018	438	↓
Quarter ending September 2018	313	↓
<b>Variance since September 2017</b>	<b>(46.3%)</b>	<b>↓</b>



### ACTIVITY

Cumulative percentage of contracted UDA delivered 2018 & 2019



Adjusted Scheduled Activity (UDA)

Month	2018	2019
April	70	23
May	162	41
June	247	41
July	405	41
August	530	41
September	734	41
October	767	
November	869	
December	985	
January	1,130	
February	1,194	
March	1,269	
April	1,393	
May	1,393	
June	1,393	

### QUALITY

	Quantity	Base Number	Contract	AT	Region	England
% of FP17s for the same patient ID Re-attending within 3 months - Children	8	64	12.5%	9.6%	11.1%	11.6%
% of FP17s for the same patient ID Re-attending within 3 months - Adults	5	41	12.2%	13.9%	15.3%	15.5%
% of FP17s for the same patient ID Re-attending between 3 & 9 months - Children	48	64	75.0%	61.8%	61.1%	58.8%
% of FP17s for the same patient ID Re-attending between 3 & 9 months - Adults	27	41	65.9%	53.1%	52.3%	51.1%
% of FP17s for Band 1 Urgent Courses	1	27	3.7%	9.9%	9.5%	9.0%
% of FP17s Relating to Free Repair or Replacements	0	27	0.0%	0.6%	0.7%	0.8%
% of FP17s Relating to Continuations	0	27	0.0%	0.9%	0.8%	0.9%
% of Patients satisfied with the dentistry they have received	0	0	N/A	92.6%	93.6%	93.3%
% of Patients satisfied with the time they had to wait for an appointment	0	0	N/A	89.8%	88.8%	88.9%

\* This is based on patients treated on this contract for their most recent course of treatment. Figures in italics indicate the base number of FP17s or Patient Questionnaire responses are less than 100. N/A is shown where the base number of responses is less than 10 during the period. % is calculated as Quantity/Base number\*100

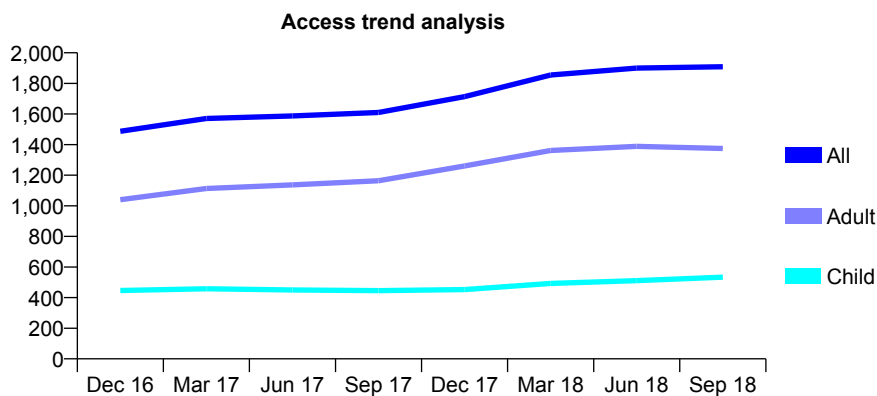
## Q70 - Vital Signs At a Glance Contract Report for 813079/0001 - September 2018

Name or company name	The Dental Wave
Contract type name	GDS Contract
Purpose of contract	General
Contract start date	01/04/2006
Contract end date	

18/19 Contracted general activity (UDA)	1,800
Carry forward general activity (UDA)	0
18/19 Contracted orthodontic activity (UOA)	0
Carry forward orthodontic activity (UOA)	0
Baseline contract value	£45,804.06

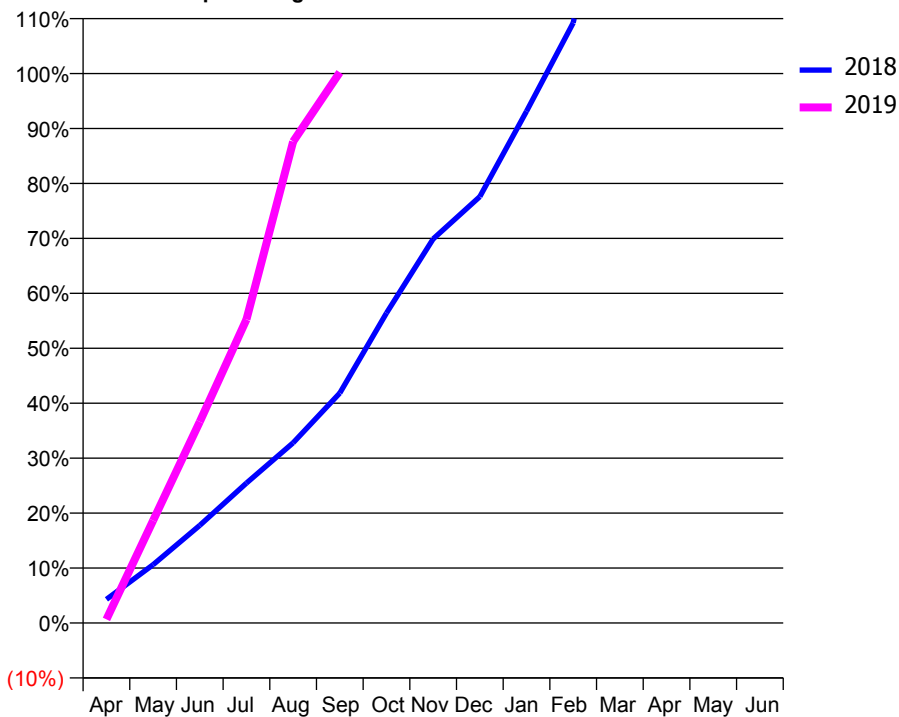
### ACCESS\*

Patients seen in 24 months	Total	Change since previous quarter
Quarter ending September 2017	1,610	
Quarter ending December 2017	1,714	↑
Quarter ending March 2018	1,855	↑
Quarter ending June 2018	1,900	↑
Quarter ending September 2018	1,909	→
<b>Variance since September 2017</b>	<b>18.6%</b>	<b>↑</b>



### ACTIVITY

Cumulative percentage of contracted UDA delivered 2018 & 2019



Month	Adjusted Scheduled Activity (UDA)	
	2018	2019
April	78	12
May	191	336
June	320	659
July	459	995
August	590	1,577
September	753	1,804
October	1,015	
November	1,258	
December	1,397	
January	1,676	
February	1,966	
March	2,635	
April	2,865	
May	2,869	
June	2,870	

### QUALITY

	Quantity	Base Number	Contract	AT	Region	England
% of FP17s for the same patient ID Re-attending within 3 months - Children	31	494	6.3%	9.6%	11.1%	11.6%
% of FP17s for the same patient ID Re-attending within 3 months - Adults	144	908	15.9%	13.9%	15.3%	15.5%
% of FP17s for the same patient ID Re-attending between 3 & 9 months - Children	296	494	59.9%	61.8%	61.1%	58.8%
% of FP17s for the same patient ID Re-attending between 3 & 9 months - Adults	464	908	51.1%	53.1%	52.3%	51.1%
% of FP17s for Band 1 Urgent Courses	50	856	5.8%	9.9%	9.5%	9.0%
% of FP17s Relating to Free Repair or Replacements	16	856	1.9%	0.6%	0.7%	0.8%
% of FP17s Relating to Continuations	8	856	0.9%	0.9%	0.8%	0.9%
% of Patients satisfied with the dentistry they have received	1	2	N/A	92.6%	93.6%	93.3%
% of Patients satisfied with the time they had to wait for an appointment	2	2	N/A	89.8%	88.8%	88.9%

\* This is based on patients treated on this contract for their most recent course of treatment. Figures in italics indicate the base number of FP17s or Patient Questionnaire responses are less than 100. N/A is shown where the base number of responses is less than 10 during the period. % is calculated as Quantity/Base number\*100

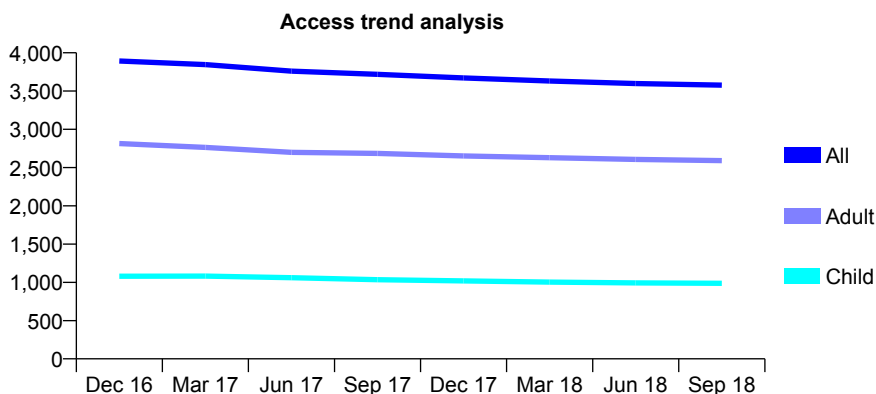
## Q70 - Vital Signs At a Glance Contract Report for 817198/0001 - September 2018

Name or company name	MR RM WILLIAMS
Contract type name	GDS Contract
Purpose of contract	General
Contract start date	01/04/2006
Contract end date	

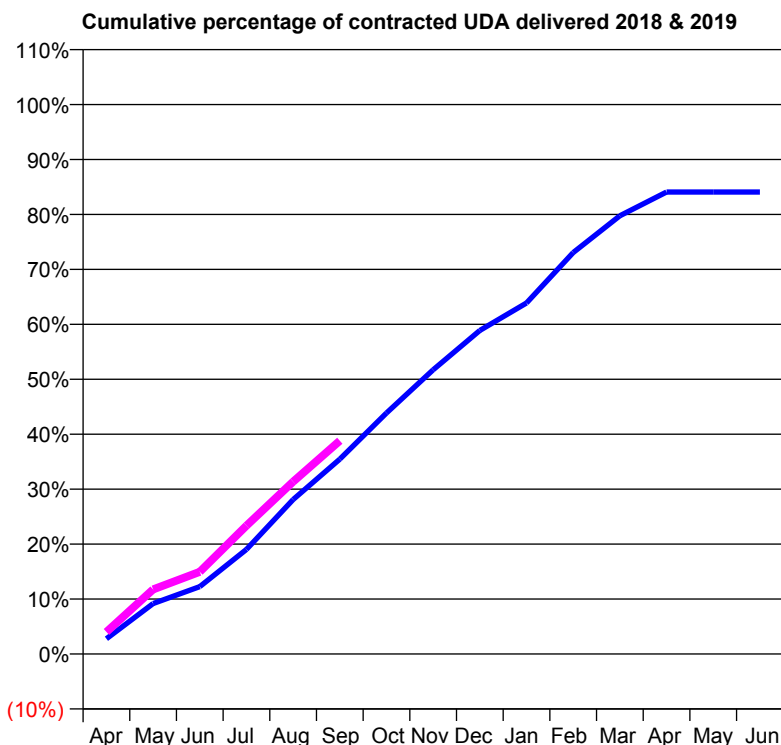
18/19 Contracted general activity (UDA)	11,000
Carry forward general activity (UDA)	0
18/19 Contracted orthodontic activity (UOA)	0
Carry forward orthodontic activity (UOA)	0
Baseline contract value	£319,287.29

### ACCESS\*

Patients seen in 24 months	Total	Change since previous quarter
Quarter ending September 2017	3,719	
Quarter ending December 2017	3,671	↓
Quarter ending March 2018	3,632	↓
Quarter ending June 2018	3,599	→
Quarter ending September 2018	3,578	→
<b>Variance since September 2017</b>	<b>(3.8%)</b>	<b>↓</b>



### ACTIVITY



Month	Adjusted Scheduled Activity (UDA)	
	2018	2019
April	307	442
May	1,011	1,292
June	1,349	1,646
July	2,093	2,569
August	3,091	3,451
September	3,902	4,271
October	4,826	
November	5,689	
December	6,477	
January	7,028	
February	8,037	
March	8,774	
April	9,247	
May	9,248	
June	9,248	

### QUALITY

	Quantity	Base Number	Contract	AT	Region	England
% of FP17s for the same patient ID Re-attending within 3 months - Children	39	845	4.6%	9.6%	11.1%	11.6%
% of FP17s for the same patient ID Re-attending within 3 months - Adults	253	1,663	15.2%	13.9%	15.3%	15.5%
% of FP17s for the same patient ID Re-attending between 3 & 9 months - Children	610	845	72.2%	61.8%	61.1%	58.8%
% of FP17s for the same patient ID Re-attending between 3 & 9 months - Adults	661	1,663	39.7%	53.1%	52.3%	51.1%
% of FP17s for Band 1 Urgent Courses	168	2,296	7.3%	9.9%	9.5%	9.0%
% of FP17s Relating to Free Repair or Replacements	8	2,296	0.3%	0.6%	0.7%	0.8%
% of FP17s Relating to Continuations	21	2,296	0.9%	0.9%	0.8%	0.9%
% of Patients satisfied with the dentistry they have received	0	0	N/A	92.6%	93.6%	93.3%
% of Patients satisfied with the time they had to wait for an appointment	0	0	N/A	89.8%	88.8%	88.9%

\* This is based on patients treated on this contract for their most recent course of treatment. Figures in italics indicate the base number of FP17s or Patient Questionnaire responses are less than 100. N/A is shown where the base number of responses is less than 10 during the period. % is calculated as Quantity/Base number\*100

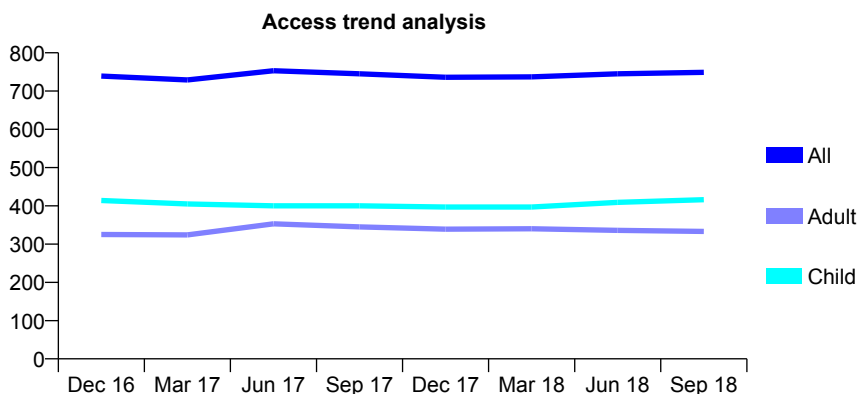
## Q70 - Vital Signs At a Glance Contract Report for 820563/0001 - September 2018

Name or company name	MR MJ COLE
Contract type name	GDS Contract
Purpose of contract	General and Orthodontic
Contract start date	01/04/2006
Contract end date	

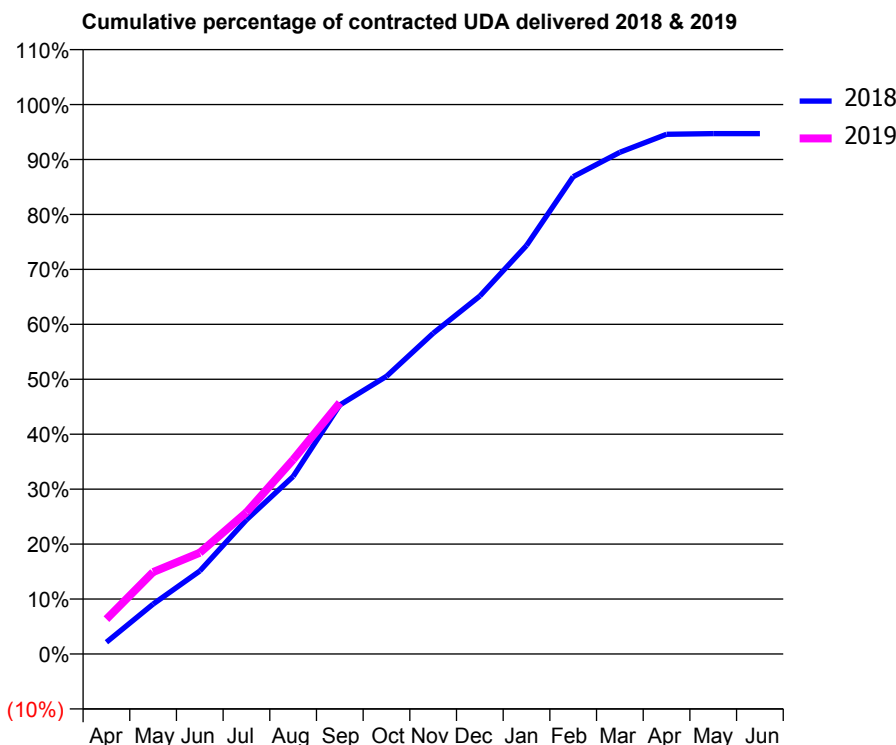
18/19 Contracted general activity (UDA)	1,870
Carry forward general activity (UDA)	0
18/19 Contracted orthodontic activity (UOA)	243
Carry forward orthodontic activity (UOA)	0
Baseline contract value	£64,411.65

### ACCESS\*

Patients seen in 24 months	Total	Change since previous quarter
Quarter ending September 2017	745	
Quarter ending December 2017	736	↓
Quarter ending March 2018	737	→
Quarter ending June 2018	745	→
Quarter ending September 2018	749	→
<b>Variance since September 2017</b>	<b>0.5%</b>	<b>→</b>



### ACTIVITY



Adjusted Scheduled Activity (UDA)		
Month	2018	2019
April	40	119
May	170	279
June	282	345
July	457	482
August	604	661
September	847	855
October	945	
November	1,092	
December	1,218	
January	1,390	
February	1,624	
March	1,708	
April	1,769	
May	1,771	
June	1,771	

### QUALITY

	Quantity	Base Number	Contract	AT	Region	England
% of FP17s for the same patient ID Re-attending within 3 months - Children	20	369	5.4%	9.6%	11.1%	11.6%
% of FP17s for the same patient ID Re-attending within 3 months - Adults	15	209	7.2%	13.9%	15.3%	15.5%
% of FP17s for the same patient ID Re-attending between 3 & 9 months - Children	225	369	61.0%	61.8%	61.1%	58.8%
% of FP17s for the same patient ID Re-attending between 3 & 9 months - Adults	110	209	52.6%	53.1%	52.3%	51.1%
% of FP17s for Band 1 Urgent Courses	20	516	3.9%	9.9%	9.5%	9.0%
% of FP17s Relating to Free Repair or Replacements	0	516	0.0%	0.6%	0.7%	0.8%
% of FP17s Relating to Continuations	0	516	0.0%	0.9%	0.8%	0.9%
% of Patients satisfied with the dentistry they have received	0	0	N/A	92.6%	93.6%	93.3%
% of Patients satisfied with the time they had to wait for an appointment	0	0	N/A	89.8%	88.8%	88.9%

\* This is based on patients treated on this contract for their most recent course of treatment. Figures in italics indicate the base number of FP17s or Patient Questionnaire responses are less than 100. N/A is shown where the base number of responses is less than 10 during the period. % is calculated as Quantity/Base number\*100



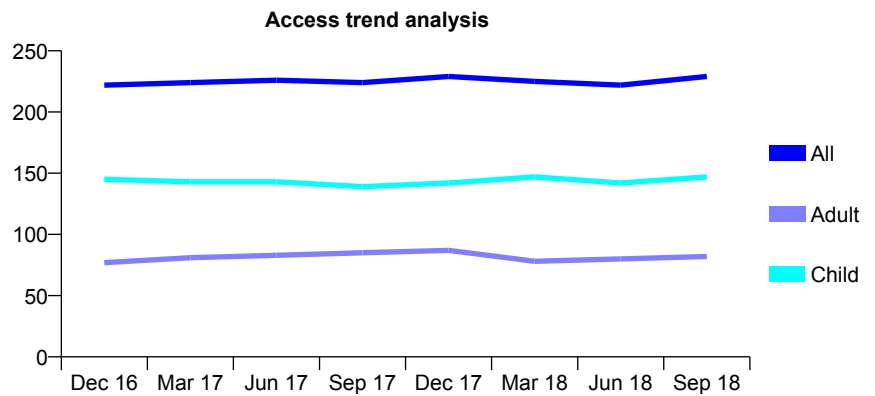
## Q70 - Vital Signs At a Glance Contract Report for 825751/0002 - September 2018

Name or company name	MS BS SHIPLEY
Contract type name	GDS Contract
Purpose of contract	General
Contract start date	01/04/2006
Contract end date	

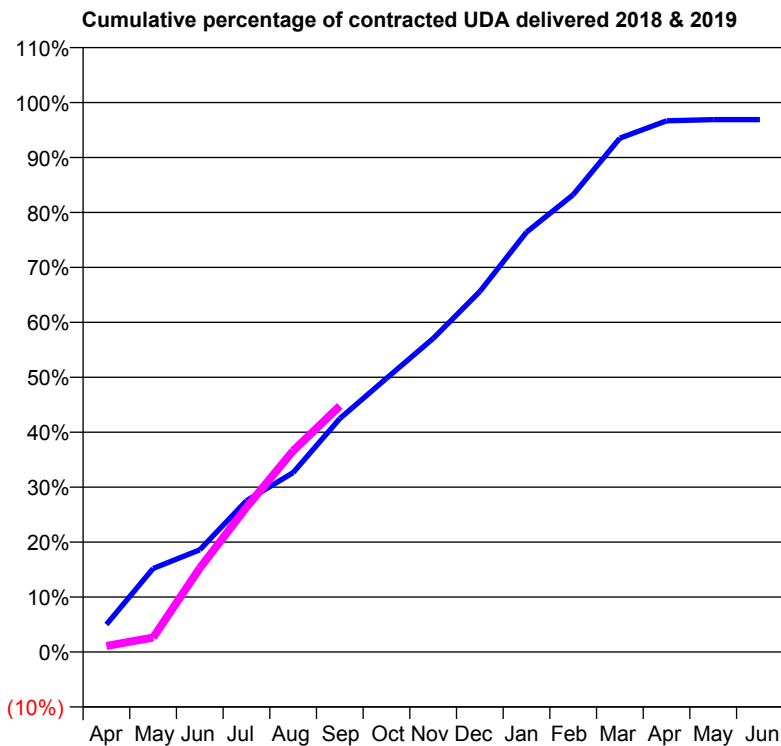
18/19 Contracted general activity (UDA)	539
Carry forward general activity (UDA)	16
18/19 Contracted orthodontic activity (UOA)	0
Carry forward orthodontic activity (UOA)	0
Baseline contract value	£14,126.63

### ACCESS\*

Patients seen in 24 months	Total	Change since previous quarter
Quarter ending September 2017	224	
Quarter ending December 2017	229	↑
Quarter ending March 2018	225	↓
Quarter ending June 2018	222	↓
Quarter ending September 2018	229	↑
<b>Variance since September 2017</b>	<b>2.2%</b>	<b>↑</b>



### ACTIVITY



Month	Adjusted Scheduled Activity (UDA)	
	2018	2019
April	27	6
May	82	14
June	100	82
July	148	142
August	176	197
September	229	241
October	268	
November	308	
December	354	
January	412	
February	449	
March	504	
April	521	
May	522	
June	522	

### QUALITY

	Quantity	Base Number	Contract	AT	Region	England
% of FP17s for the same patient ID Re-attending within 3 months - Children	2	123	1.6%	9.6%	11.1%	11.6%
% of FP17s for the same patient ID Re-attending within 3 months - Adults	3	43	7.0%	13.9%	15.3%	15.5%
% of FP17s for the same patient ID Re-attending between 3 & 9 months - Children	88	123	71.5%	61.8%	61.1%	58.8%
% of FP17s for the same patient ID Re-attending between 3 & 9 months - Adults	19	43	44.2%	53.1%	52.3%	51.1%
% of FP17s for Band 1 Urgent Courses	7	159	4.4%	9.9%	9.5%	9.0%
% of FP17s Relating to Free Repair or Replacements	0	159	0.0%	0.6%	0.7%	0.8%
% of FP17s Relating to Continuations	0	159	0.0%	0.9%	0.8%	0.9%
% of Patients satisfied with the dentistry they have received	0	0	N/A	92.6%	93.6%	93.3%
% of Patients satisfied with the time they had to wait for an appointment	0	0	N/A	89.8%	88.8%	88.9%

\* This is based on patients treated on this contract for their most recent course of treatment. Figures in italics indicate the base number of FP17s or Patient Questionnaire responses are less than 100. N/A is shown where the base number of responses is less than 10 during the period. % is calculated as Quantity/Base number\*100

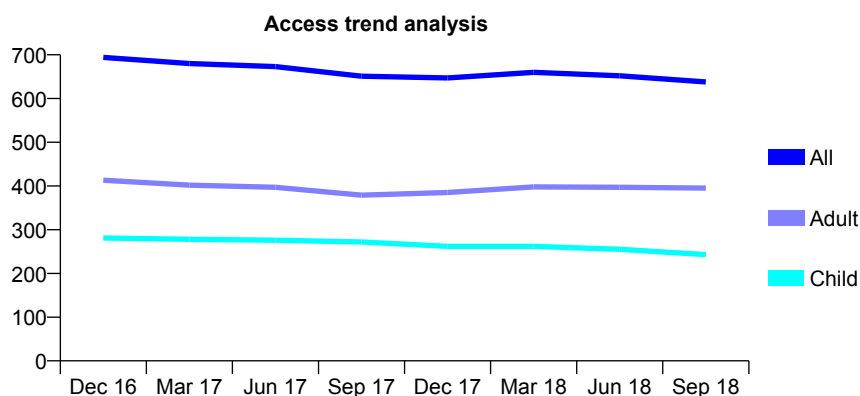
## Q70 - Vital Signs At a Glance Contract Report for 830127/0001 - September 2018

Name or company name	MR HM MORTON
Contract type name	GDS Contract
Purpose of contract	General
Contract start date	01/04/2006
Contract end date	

18/19 Contracted general activity (UDA)	1,820
Carry forward general activity (UDA)	0
18/19 Contracted orthodontic activity (UOA)	0
Carry forward orthodontic activity (UOA)	0
Baseline contract value	£52,564.70

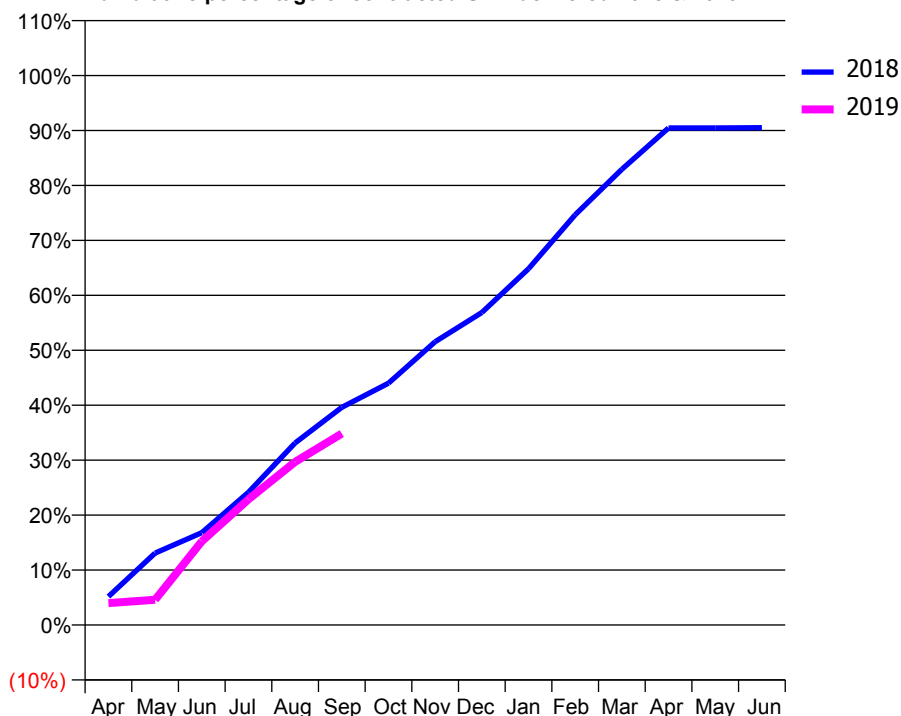
### ACCESS\*

Patients seen in 24 months	Total	Change since previous quarter
Quarter ending September 2017	651	
Quarter ending December 2017	647	→
Quarter ending March 2018	660	↑
Quarter ending June 2018	652	↓
Quarter ending September 2018	638	↓
<b>Variance since September 2017</b>	<b>(2.0%)</b>	<b>↓</b>



### ACTIVITY

Cumulative percentage of contracted UDA delivered 2018 & 2019



Adjusted Scheduled Activity (UDA)

Month	2018	2019
April	94	73
May	238	84
June	306	277
July	440	416
August	603	540
September	721	634
October	801	
November	938	
December	1,035	
January	1,180	
February	1,359	
March	1,509	
April	1,646	
May	1,646	
June	1,647	

### QUALITY

	Quantity	Base Number	Contract	AT	Region	England
% of FP17s for the same patient ID Re-attending within 3 months - Children	9	182	4.9%	9.6%	11.1%	11.6%
% of FP17s for the same patient ID Re-attending within 3 months - Adults	33	252	13.1%	13.9%	15.3%	15.5%
% of FP17s for the same patient ID Re-attending between 3 & 9 months - Children	133	182	73.1%	61.8%	61.1%	58.8%
% of FP17s for the same patient ID Re-attending between 3 & 9 months - Adults	116	252	46.0%	53.1%	52.3%	51.1%
% of FP17s for Band 1 Urgent Courses	26	383	6.8%	9.9%	9.5%	9.0%
% of FP17s Relating to Free Repair or Replacements	2	383	0.5%	0.6%	0.7%	0.8%
% of FP17s Relating to Continuations	2	383	0.5%	0.9%	0.8%	0.9%
% of Patients satisfied with the dentistry they have received	0	0	N/A	92.6%	93.6%	93.3%
% of Patients satisfied with the time they had to wait for an appointment	0	0	N/A	89.8%	88.8%	88.9%

\* This is based on patients treated on this contract for their most recent course of treatment. Figures in italics indicate the base number of FP17s or Patient Questionnaire responses are less than 100. N/A is shown where the base number of responses is less than 10 during the period. % is calculated as Quantity/Base number\*100

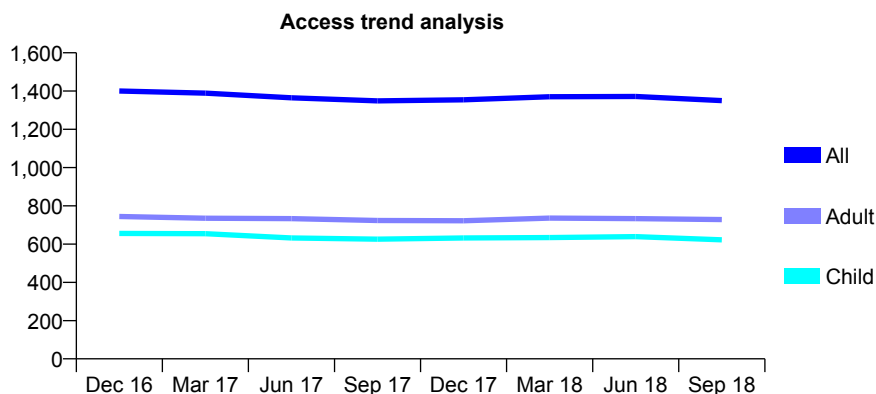
## Q70 - Vital Signs At a Glance Contract Report for 832057/0001 - September 2018

Name or company name	MR JR ROTHMAN
Contract type name	GDS Contract
Purpose of contract	General
Contract start date	01/04/2006
Contract end date	

18/19 Contracted general activity (UDA)	3,852
Carry forward general activity (UDA)	62
18/19 Contracted orthodontic activity (UOA)	0
Carry forward orthodontic activity (UOA)	0
Baseline contract value	£89,247.95

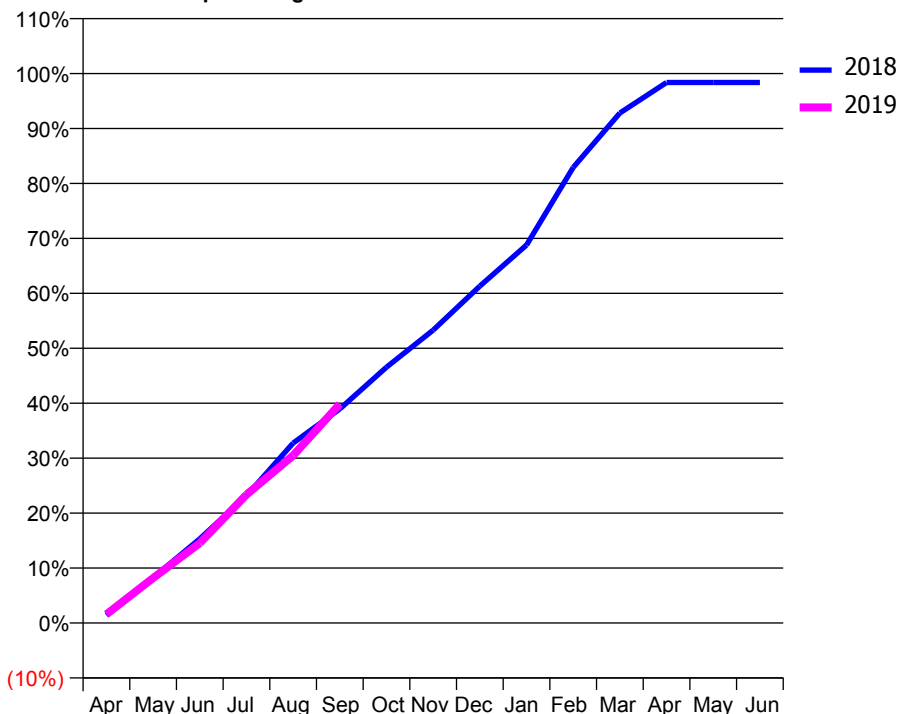
### ACCESS\*

Patients seen in 24 months	Total	Change since previous quarter
Quarter ending September 2017	1,349	
Quarter ending December 2017	1,354	→
Quarter ending March 2018	1,370	→
Quarter ending June 2018	1,372	→
Quarter ending September 2018	1,350	↓
<b>Variance since September 2017</b>	<b>0.1%</b>	<b>→</b>



### ACTIVITY

Cumulative percentage of contracted UDA delivered 2018 & 2019



Adjusted Scheduled Activity (UDA)		
Month	2018	2019
April	54	61
May	319	315
June	590	560
July	892	900
August	1,261	1,174
September	1,501	1,536
October	1,793	
November	2,053	
December	2,362	
January	2,650	
February	3,194	
March	3,575	
April	3,789	
May	3,789	
June	3,789	

### QUALITY

	Quantity	Base Number	Contract	AT	Region	England
% of FP17s for the same patient ID Re-attending within 3 months - Children	49	548	8.9%	9.6%	11.1%	11.6%
% of FP17s for the same patient ID Re-attending within 3 months - Adults	74	506	14.6%	13.9%	15.3%	15.5%
% of FP17s for the same patient ID Re-attending between 3 & 9 months - Children	384	548	70.1%	61.8%	61.1%	58.8%
% of FP17s for the same patient ID Re-attending between 3 & 9 months - Adults	347	506	68.6%	53.1%	52.3%	51.1%
% of FP17s for Band 1 Urgent Courses	43	956	4.5%	9.9%	9.5%	9.0%
% of FP17s Relating to Free Repair or Replacements	5	956	0.5%	0.6%	0.7%	0.8%
% of FP17s Relating to Continuations	1	956	0.1%	0.9%	0.8%	0.9%
% of Patients satisfied with the dentistry they have received	1	1	N/A	92.6%	93.6%	93.3%
% of Patients satisfied with the time they had to wait for an appointment	1	1	N/A	89.8%	88.8%	88.9%

\* This is based on patients treated on this contract for their most recent course of treatment. Figures in italics indicate the base number of FP17s or Patient Questionnaire responses are less than 100. N/A is shown where the base number of responses is less than 10 during the period. % is calculated as Quantity/Base number\*100

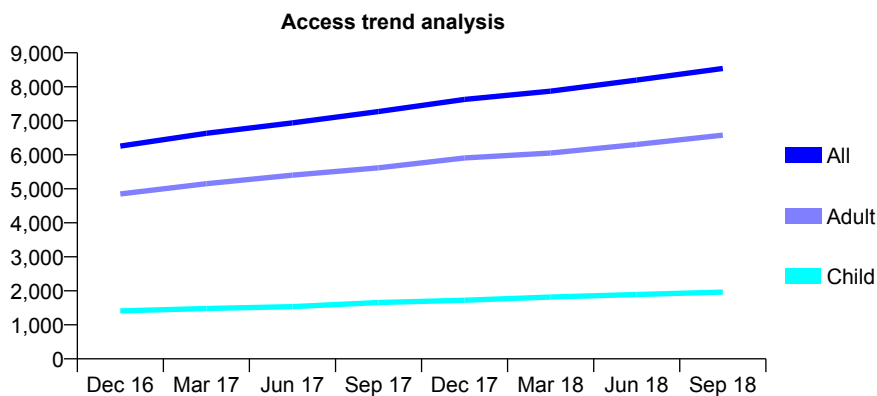
## Q70 - Vital Signs At a Glance Contract Report for 841102/0001 - September 2018

Name or company name	Pro-Dent Dental Partnership
Contract type name	GDS Contract
Purpose of contract	General
Contract start date	01/04/2006
Contract end date	

18/19 Contracted general activity (UDA)	26,757
Carry forward general activity (UDA)	0
18/19 Contracted orthodontic activity (UOA)	0
Carry forward orthodontic activity (UOA)	0
Baseline contract value	£686,313.46

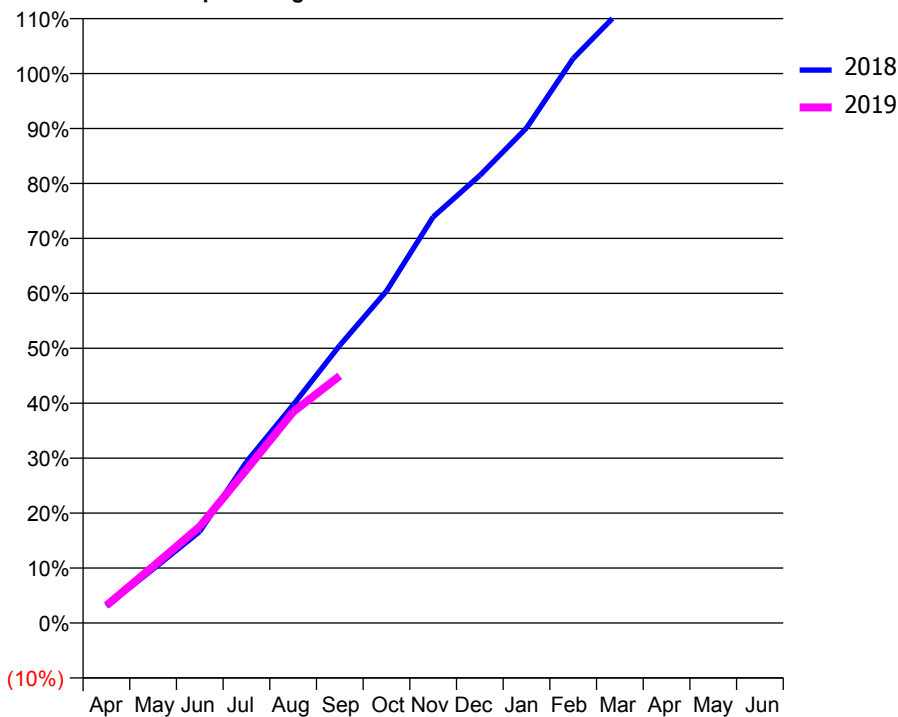
### ACCESS\*

Patients seen in 24 months	Total	Change since previous quarter
Quarter ending September 2017	7,273	
Quarter ending December 2017	7,629	↑
Quarter ending March 2018	7,872	↑
Quarter ending June 2018	8,198	↑
Quarter ending September 2018	8,541	↑
<b>Variance since September 2017</b>	<b>17.4%</b>	<b>↑</b>



### ACTIVITY

Cumulative percentage of contracted UDA delivered 2018 & 2019



Month	Adjusted Scheduled Activity (UDA)	
	2018	2019
April	636	851
May	2,035	2,754
June	3,457	4,698
July	6,090	7,471
August	8,239	10,283
September	10,488	12,035
October	12,542	
November	15,338	
December	16,906	
January	18,701	
February	21,322	
March	23,117	
April	24,586	
May	24,563	
June	24,566	

### QUALITY

	Quantity	Base Number	Contract	AT	Region	England
% of FP17s for the same patient ID Re-attending within 3 months - Children	80	1,380	5.8%	9.6%	11.1%	11.6%
% of FP17s for the same patient ID Re-attending within 3 months - Adults	467	4,204	11.1%	13.9%	15.3%	15.5%
% of FP17s for the same patient ID Re-attending between 3 & 9 months - Children	758	1,380	54.9%	61.8%	61.1%	58.8%
% of FP17s for the same patient ID Re-attending between 3 & 9 months - Adults	1,960	4,204	46.6%	53.1%	52.3%	51.1%
% of FP17s for Band 1 Urgent Courses	735	4,999	14.7%	9.9%	9.5%	9.0%
% of FP17s Relating to Free Repair or Replacements	12	4,999	0.2%	0.6%	0.7%	0.8%
% of FP17s Relating to Continuations	1	4,999	0.0%	0.9%	0.8%	0.9%
% of Patients satisfied with the dentistry they have received	16	16	100.0%	92.6%	93.6%	93.3%
% of Patients satisfied with the time they had to wait for an appointment	16	16	100.0%	89.8%	88.8%	88.9%

\* This is based on patients treated on this contract for their most recent course of treatment. Figures in italics indicate the base number of FP17s or Patient Questionnaire responses are less than 100. N/A is shown where the base number of responses is less than 10 during the period. % is calculated as Quantity/Base number\*100

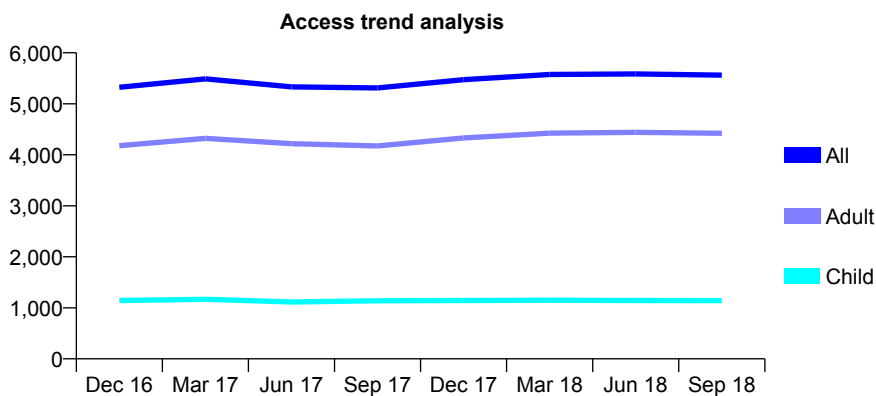
## Q70 - Vital Signs At a Glance Contract Report for 841692/0001 - September 2018

Name or company name	Perfect Smile Cosham Partnership
Contract type name	GDS Contract
Purpose of contract	General
Contract start date	01/04/2006
Contract end date	

18/19 Contracted general activity (UDA)	15,739
Carry forward general activity (UDA)	0
18/19 Contracted orthodontic activity (UOA)	0
Carry forward orthodontic activity (UOA)	0
Baseline contract value	£407,025.09

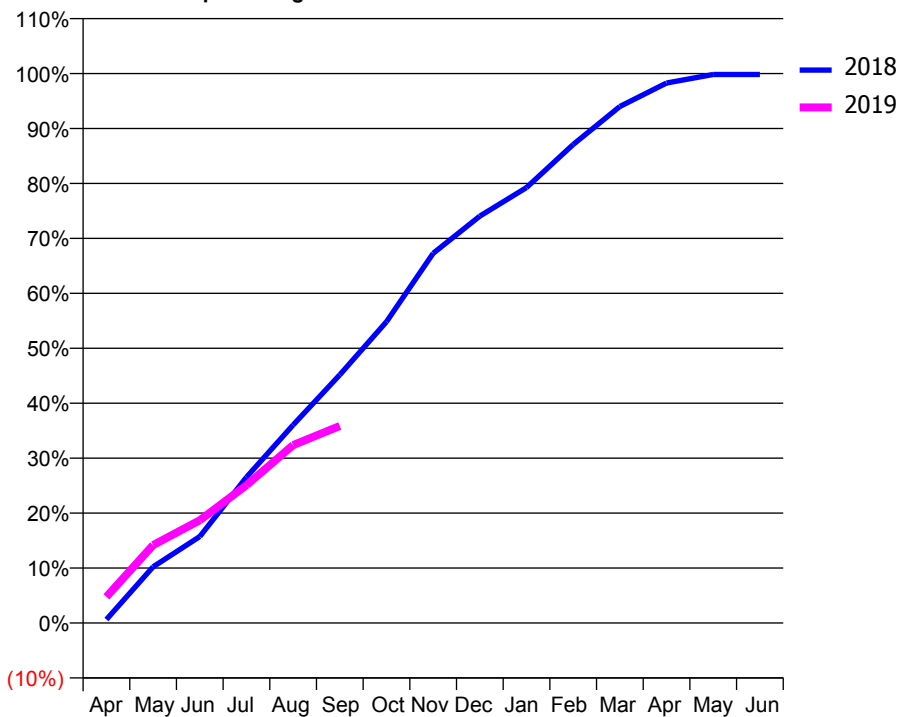
### ACCESS\*

Patients seen in 24 months	Total	Change since previous quarter
Quarter ending September 2017	5,312	
Quarter ending December 2017	5,474	↑
Quarter ending March 2018	5,575	→
Quarter ending June 2018	5,585	→
Quarter ending September 2018	5,562	→
<b>Variance since September 2017</b>	<b>4.7%</b>	<b>↑</b>



### ACTIVITY

Cumulative percentage of contracted UDA delivered 2018 & 2019



Month	Adjusted Scheduled Activity (UDA)	
	2018	2019
April	100	749
May	1,609	2,233
June	2,475	2,943
July	4,176	3,947
August	5,675	5,097
September	7,112	5,644
October	8,629	
November	10,588	
December	11,653	
January	12,472	
February	13,706	
March	14,796	
April	15,468	
May	15,712	
June	15,710	

### QUALITY

	Quantity	Base Number	Contract	AT	Region	England
% of FP17s for the same patient ID Re-attending within 3 months - Children	49	676	7.2%	9.6%	11.1%	11.6%
% of FP17s for the same patient ID Re-attending within 3 months - Adults	475	3,015	15.8%	13.9%	15.3%	15.5%
% of FP17s for the same patient ID Re-attending between 3 & 9 months - Children	364	676	53.8%	61.8%	61.1%	58.8%
% of FP17s for the same patient ID Re-attending between 3 & 9 months - Adults	1,760	3,015	58.4%	53.1%	52.3%	51.1%
% of FP17s for Band 1 Urgent Courses	245	3,139	7.8%	9.9%	9.5%	9.0%
% of FP17s Relating to Free Repair or Replacements	16	3,139	0.5%	0.6%	0.7%	0.8%
% of FP17s Relating to Continuations	91	3,139	2.9%	0.9%	0.8%	0.9%
% of Patients satisfied with the dentistry they have received	1	1	N/A	92.6%	93.6%	93.3%
% of Patients satisfied with the time they had to wait for an appointment	1	1	N/A	89.8%	88.8%	88.9%

\* This is based on patients treated on this contract for their most recent course of treatment. Figures in italics indicate the base number of FP17s or Patient Questionnaire responses are less than 100. N/A is shown where the base number of responses is less than 10 during the period. % is calculated as Quantity/Base number\*100

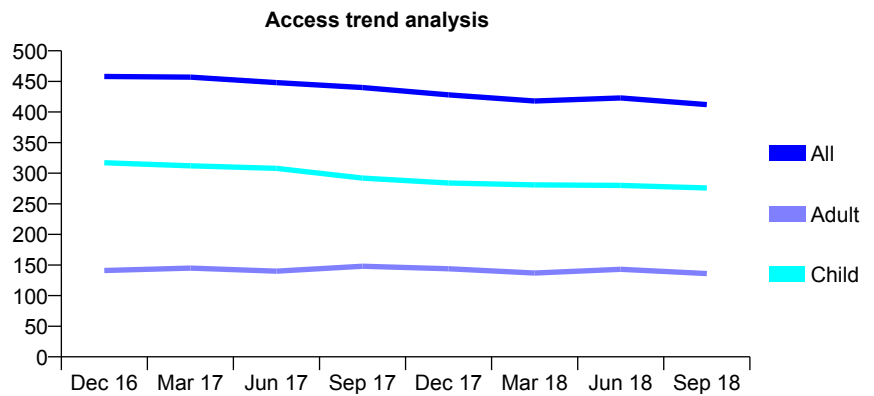
## Q70 - Vital Signs At a Glance Contract Report for 842052/0001 - September 2018

Name or company name	MR RD HALDERTHAY
Contract type name	GDS Contract
Purpose of contract	General
Contract start date	01/04/2006
Contract end date	

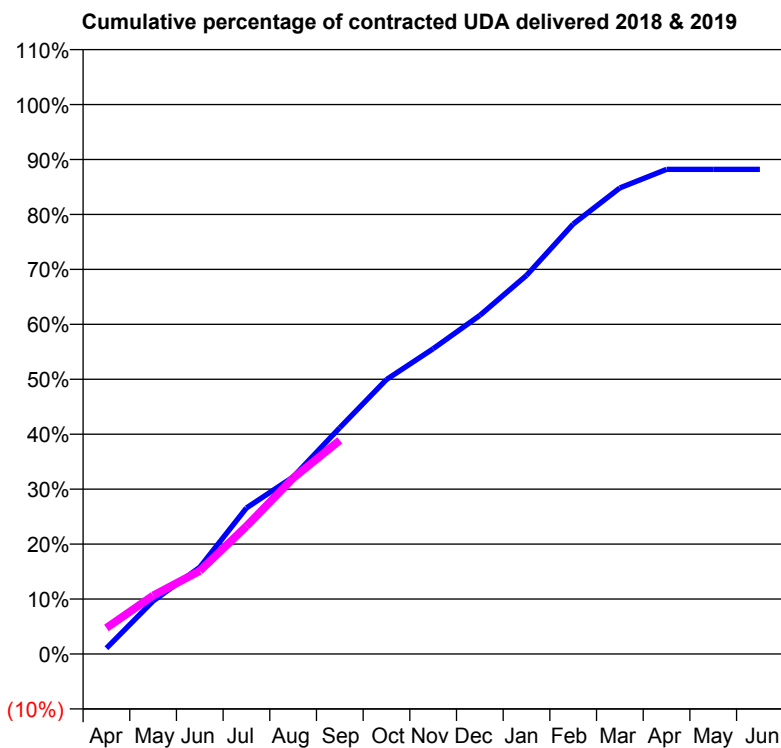
18/19 Contracted general activity (UDA)	1,000
Carry forward general activity (UDA)	0
18/19 Contracted orthodontic activity (UOA)	0
Carry forward orthodontic activity (UOA)	0
Baseline contract value	£23,307.71

### ACCESS\*

Patients seen in 24 months	Total	Change since previous quarter
Quarter ending September 2017	440	
Quarter ending December 2017	428	↓
Quarter ending March 2018	418	↓
Quarter ending June 2018	423	→
Quarter ending September 2018	412	↓
<b>Variance since September 2017</b>	<b>(6.4%)</b>	<b>↓</b>



### ACTIVITY



Month	Adjusted Scheduled Activity (UDA)	
	2018	2019
April	11	47
May	101	106
June	166	151
July	279	233
August	338	320
September	433	389
October	524	
November	583	
December	647	
January	724	
February	822	
March	891	
April	926	
May	926	
June	926	

### QUALITY

	Quantity	Base Number	Contract	AT	Region	England
% of FP17s for the same patient ID Re-attending within 3 months - Children	11	240	4.6%	9.6%	11.1%	11.6%
% of FP17s for the same patient ID Re-attending within 3 months - Adults	12	95	12.6%	13.9%	15.3%	15.5%
% of FP17s for the same patient ID Re-attending between 3 & 9 months - Children	161	240	67.1%	61.8%	61.1%	58.8%
% of FP17s for the same patient ID Re-attending between 3 & 9 months - Adults	75	95	78.9%	53.1%	52.3%	51.1%
% of FP17s for Band 1 Urgent Courses	14	308	4.5%	9.9%	9.5%	9.0%
% of FP17s Relating to Free Repair or Replacements	0	308	0.0%	0.6%	0.7%	0.8%
% of FP17s Relating to Continuations	4	308	1.3%	0.9%	0.8%	0.9%
% of Patients satisfied with the dentistry they have received	0	0	N/A	92.6%	93.6%	93.3%
% of Patients satisfied with the time they had to wait for an appointment	0	0	N/A	89.8%	88.8%	88.9%

\* This is based on patients treated on this contract for their most recent course of treatment. Figures in italics indicate the base number of FP17s or Patient Questionnaire responses are less than 100. N/A is shown where the base number of responses is less than 10 during the period. % is calculated as Quantity/Base number\*100

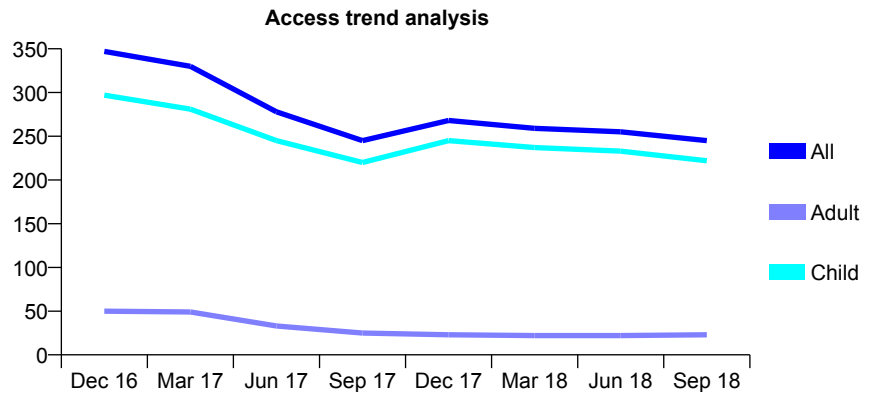
## Q70 - Vital Signs At a Glance Contract Report for 843466/0001 - September 2018

Name or company name	Swedental Surgery
Contract type name	GDS Contract
Purpose of contract	General
Contract start date	01/04/2006
Contract end date	

18/19 Contracted general activity (UDA)	894
Carry forward general activity (UDA)	0
18/19 Contracted orthodontic activity (UOA)	0
Carry forward orthodontic activity (UOA)	0
Baseline contract value	£19,142.87

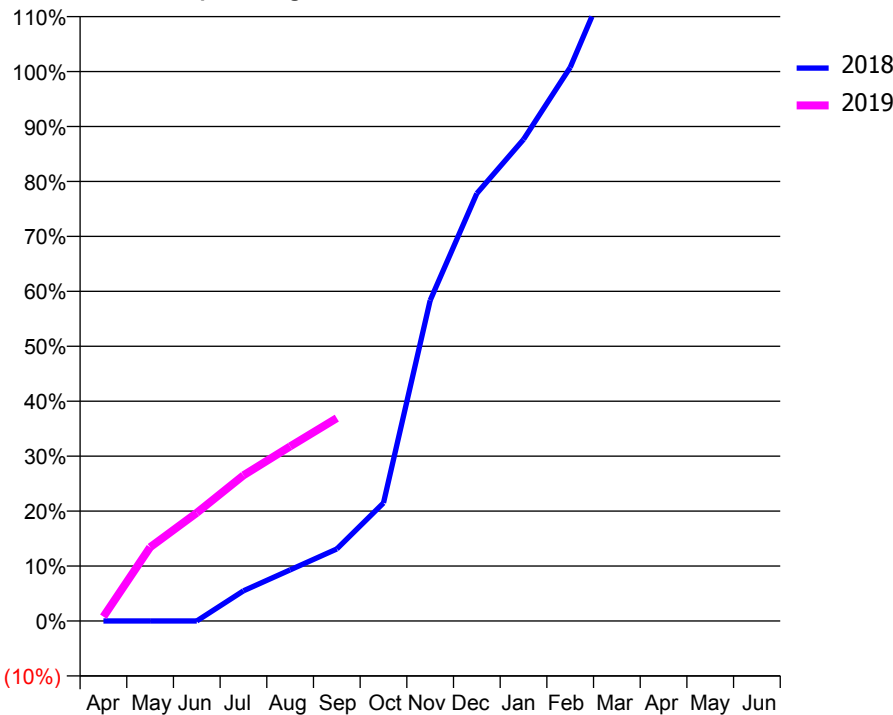
### ACCESS\*

Patients seen in 24 months	Total	Change since previous quarter
Quarter ending September 2017	245	
Quarter ending December 2017	268	↑
Quarter ending March 2018	259	↓
Quarter ending June 2018	255	↓
Quarter ending September 2018	245	↓
<b>Variance since September 2017</b>	0.0%	→



### ACTIVITY

Cumulative percentage of contracted UDA delivered 2018 & 2019



Month	Adjusted Scheduled Activity (UDA)	
	2018	2019
April	0	7
May	0	120
June	0	176
July	49	237
August	83	284
September	117	330
October	192	
November	522	
December	696	
January	784	
February	901	
March	1,078	
April	1,137	
May	1,134	
June	1,134	

### QUALITY

	Quantity	Base Number	Contract	AT	Region	England
% of FP17s for the same patient ID Re-attending within 3 months - Children	22	160	13.8%	9.6%	11.1%	11.6%
% of FP17s for the same patient ID Re-attending within 3 months - Adults	0	0	N/A	13.9%	15.3%	15.5%
% of FP17s for the same patient ID Re-attending between 3 & 9 months - Children	121	160	75.6%	61.8%	61.1%	58.8%
% of FP17s for the same patient ID Re-attending between 3 & 9 months - Adults	0	0	N/A	53.1%	52.3%	51.1%
% of FP17s for Band 1 Urgent Courses	0	134	0.0%	9.9%	9.5%	9.0%
% of FP17s Relating to Free Repair or Replacements	0	134	0.0%	0.6%	0.7%	0.8%
% of FP17s Relating to Continuations	0	134	0.0%	0.9%	0.8%	0.9%
% of Patients satisfied with the dentistry they have received	0	0	N/A	92.6%	93.6%	93.3%
% of Patients satisfied with the time they had to wait for an appointment	0	0	N/A	89.8%	88.8%	88.9%

\* This is based on patients treated on this contract for their most recent course of treatment. Figures in italics indicate the base number of FP17s or Patient Questionnaire responses are less than 100. N/A is shown where the base number of responses is less than 10 during the period. % is calculated as Quantity/Base number\*100



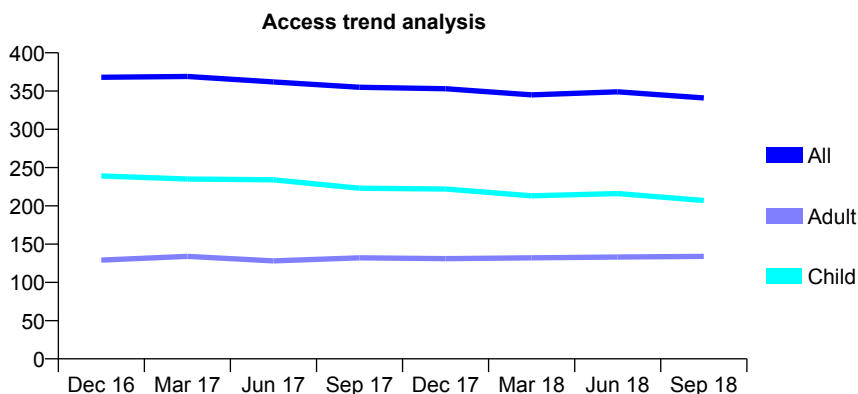
## Q70 - Vital Signs At a Glance Contract Report for 844535/0001 - September 2018

Name or company name	MR M FARSHCHI
Contract type name	GDS Contract
Purpose of contract	General
Contract start date	01/04/2006
Contract end date	

18/19 Contracted general activity (UDA)	750
Carry forward general activity (UDA)	0
18/19 Contracted orthodontic activity (UOA)	0
Carry forward orthodontic activity (UOA)	0
Baseline contract value	£20,157.02

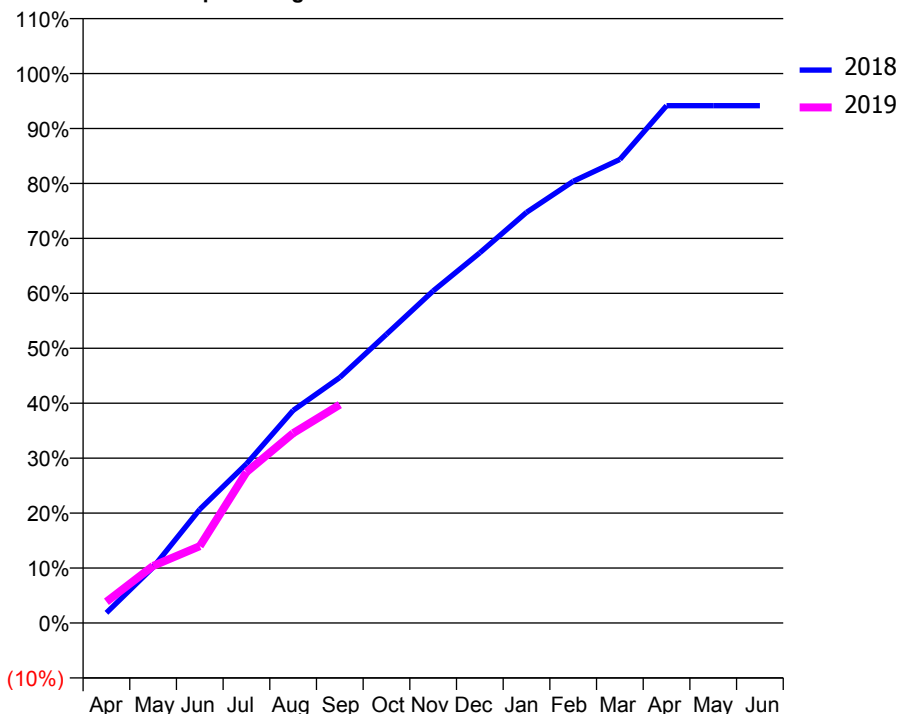
### ACCESS\*

Patients seen in 24 months	Total	Change since previous quarter
Quarter ending September 2017	355	
Quarter ending December 2017	353	→
Quarter ending March 2018	345	↓
Quarter ending June 2018	349	→
Quarter ending September 2018	341	↓
<b>Variance since September 2017</b>	<b>(3.9%)</b>	<b>↓</b>



### ACTIVITY

**Cumulative percentage of contracted UDA delivered 2018 & 2019**



**Adjusted Scheduled Activity (UDA)**

Month	2018	2019
April	14	29
May	76	78
June	155	105
July	217	206
August	290	259
September	335	298
October	394	
November	453	
December	505	
January	560	
February	603	
March	633	
April	706	
May	706	
June	706	

### QUALITY

	Quantity	Base Number	Contract	AT	Region	England
% of FP17s for the same patient ID Re-attending within 3 months - Children	4	174	2.3%	9.6%	11.1%	11.6%
% of FP17s for the same patient ID Re-attending within 3 months - Adults	5	63	7.9%	13.9%	15.3%	15.5%
% of FP17s for the same patient ID Re-attending between 3 & 9 months - Children	123	174	70.7%	61.8%	61.1%	58.8%
% of FP17s for the same patient ID Re-attending between 3 & 9 months - Adults	40	63	63.5%	53.1%	52.3%	51.1%
% of FP17s for Band 1 Urgent Courses	0	200	0.0%	9.9%	9.5%	9.0%
% of FP17s Relating to Free Repair or Replacements	0	200	0.0%	0.6%	0.7%	0.8%
% of FP17s Relating to Continuations	2	200	1.0%	0.9%	0.8%	0.9%
% of Patients satisfied with the dentistry they have received	0	0	N/A	92.6%	93.6%	93.3%
% of Patients satisfied with the time they had to wait for an appointment	0	0	N/A	89.8%	88.8%	88.9%

\* This is based on patients treated on this contract for their most recent course of treatment. Figures in italics indicate the base number of FP17s or Patient Questionnaire responses are less than 100. N/A is shown where the base number of responses is less than 10 during the period. % is calculated as Quantity/Base number\*100

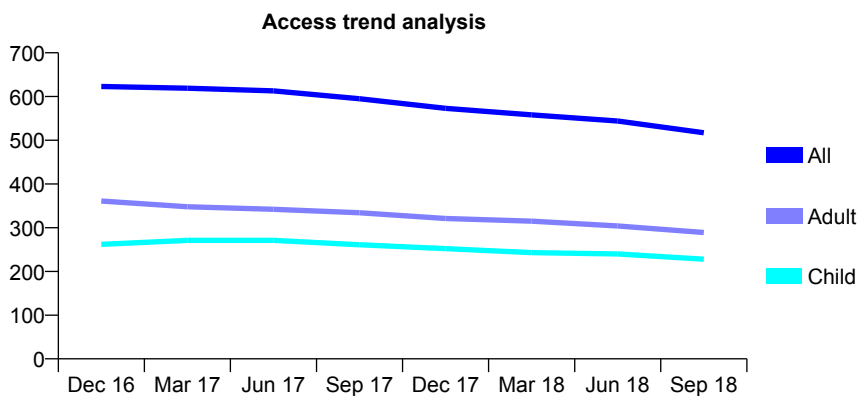
## Q70 - Vital Signs At a Glance Contract Report for 847976/0001 - September 2018

Name or company name	MS P SAMADZADEH-YAGHINI
Contract type name	GDS Contract
Purpose of contract	General
Contract start date	01/04/2006
Contract end date	

18/19 Contracted general activity (UDA)	2,492
Carry forward general activity (UDA)	0
18/19 Contracted orthodontic activity (UOA)	0
Carry forward orthodontic activity (UOA)	0
Baseline contract value	£56,081.21

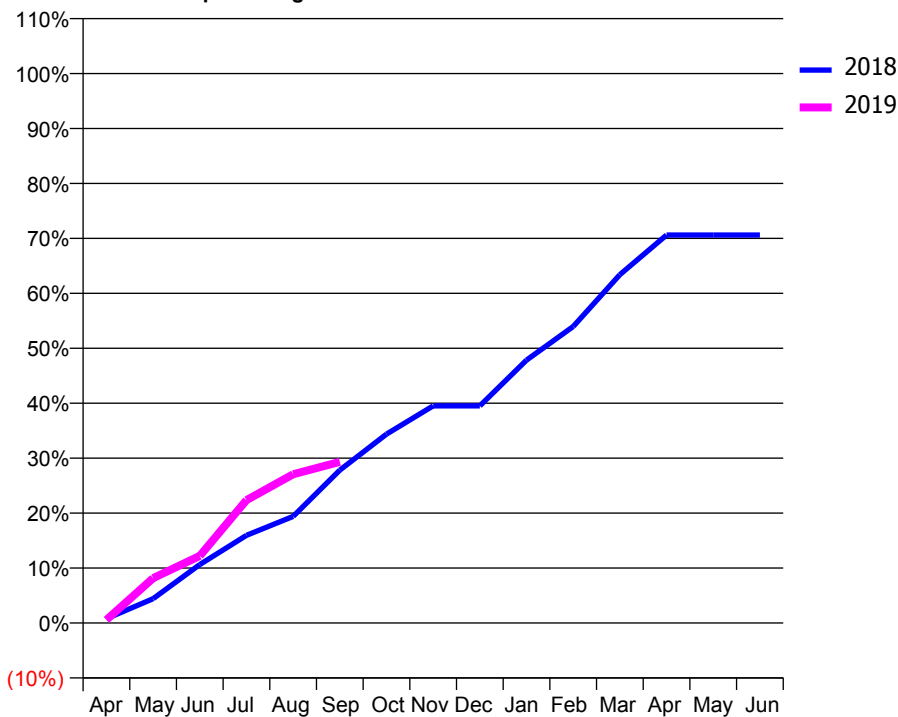
### ACCESS\*

Patients seen in 24 months	Total	Change since previous quarter
Quarter ending September 2017	595	
Quarter ending December 2017	573	↓
Quarter ending March 2018	558	↓
Quarter ending June 2018	544	↓
Quarter ending September 2018	517	↓
<b>Variance since September 2017</b>	<b>(13.1%)</b>	<b>↓</b>



### ACTIVITY

Cumulative percentage of contracted UDA delivered 2018 & 2019



Adjusted Scheduled Activity (UDA)

Month	2018	2019
April	20	14
May	110	203
June	265	305
July	398	557
August	483	675
September	694	731
October	857	
November	985	
December	985	
January	1,192	
February	1,345	
March	1,580	
April	1,759	
May	1,759	
June	1,759	

### QUALITY

	Quantity	Base Number	Contract	AT	Region	England
% of FP17s for the same patient ID Re-attending within 3 months - Children	21	202	10.4%	9.6%	11.1%	11.6%
% of FP17s for the same patient ID Re-attending within 3 months - Adults	24	207	11.6%	13.9%	15.3%	15.5%
% of FP17s for the same patient ID Re-attending between 3 & 9 months - Children	151	202	74.8%	61.8%	61.1%	58.8%
% of FP17s for the same patient ID Re-attending between 3 & 9 months - Adults	155	207	74.9%	53.1%	52.3%	51.1%
% of FP17s for Band 1 Urgent Courses	10	339	2.9%	9.9%	9.5%	9.0%
% of FP17s Relating to Free Repair or Replacements	0	339	0.0%	0.6%	0.7%	0.8%
% of FP17s Relating to Continuations	0	339	0.0%	0.9%	0.8%	0.9%
% of Patients satisfied with the dentistry they have received	0	0	N/A	92.6%	93.6%	93.3%
% of Patients satisfied with the time they had to wait for an appointment	0	0	N/A	89.8%	88.8%	88.9%

\* This is based on patients treated on this contract for their most recent course of treatment. Figures in italics indicate the base number of FP17s or Patient Questionnaire responses are less than 100. N/A is shown where the base number of responses is less than 10 during the period. % is calculated as Quantity/Base number\*100

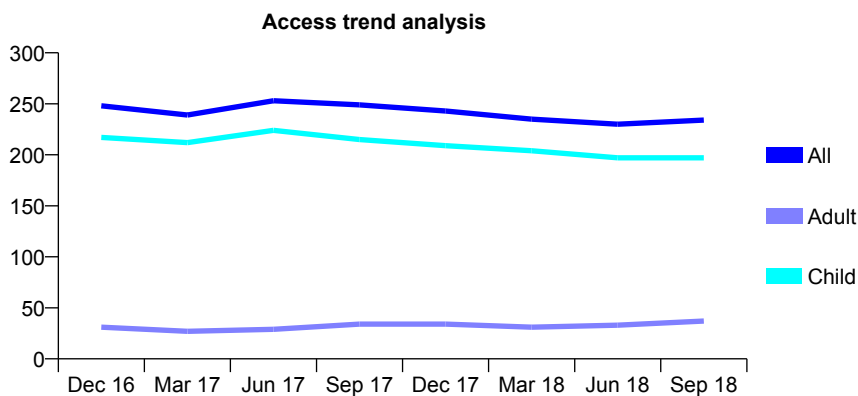
## Q70 - Vital Signs At a Glance Contract Report for 861782/0001 - September 2018

Name or company name	MR AJ SMALES
Contract type name	GDS Contract
Purpose of contract	General
Contract start date	01/08/2008
Contract end date	

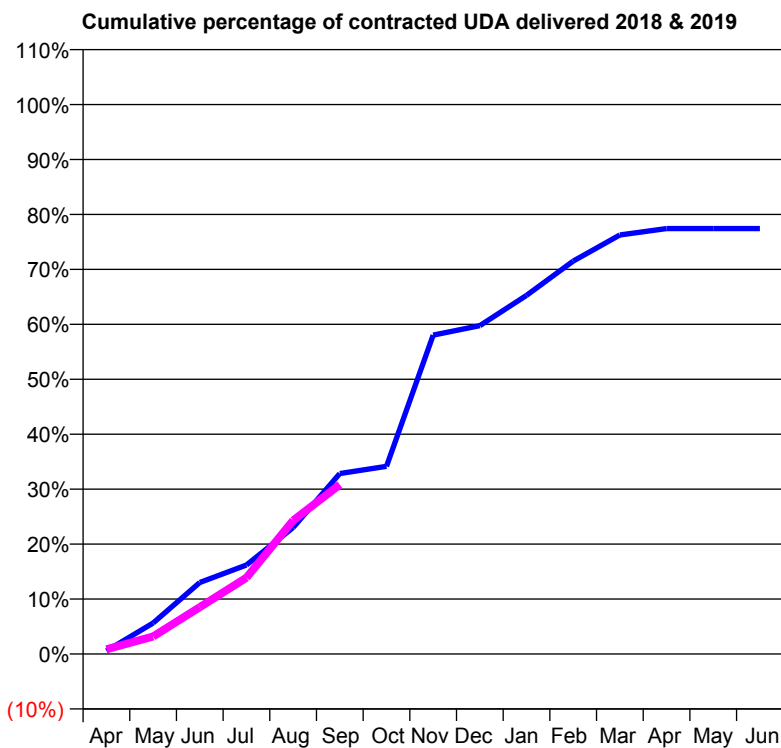
18/19 Contracted general activity (UDA)	691
Carry forward general activity (UDA)	0
18/19 Contracted orthodontic activity (UOA)	0
Carry forward orthodontic activity (UOA)	0
Baseline contract value	£19,789.52

### ACCESS\*

Patients seen in 24 months	Total	Change since previous quarter
Quarter ending September 2017	249	
Quarter ending December 2017	243	↓
Quarter ending March 2018	235	↓
Quarter ending June 2018	230	↓
Quarter ending September 2018	234	→
<b>Variance since September 2017</b>	<b>(6.0%)</b>	<b>↓</b>



### ACTIVITY



Month	Adjusted Scheduled Activity (UDA)	
	2018	2019
April	4	6
May	39	22
June	90	59
July	112	96
August	159	168
September	227	213
October	236	
November	401	
December	413	
January	451	
February	494	
March	527	
April	535	
May	535	
June	535	

### QUALITY

	Quantity	Base Number	Contract	AT	Region	England
% of FP17s for the same patient ID Re-attending within 3 months - Children	7	101	6.9%	9.6%	11.1%	11.6%
% of FP17s for the same patient ID Re-attending within 3 months - Adults	1	7	14.3%	13.9%	15.3%	15.5%
% of FP17s for the same patient ID Re-attending between 3 & 9 months - Children	31	101	30.7%	61.8%	61.1%	58.8%
% of FP17s for the same patient ID Re-attending between 3 & 9 months - Adults	2	7	28.6%	53.1%	52.3%	51.1%
% of FP17s for Band 1 Urgent Courses	0	104	0.0%	9.9%	9.5%	9.0%
% of FP17s Relating to Free Repair or Replacements	0	104	0.0%	0.6%	0.7%	0.8%
% of FP17s Relating to Continuations	0	104	0.0%	0.9%	0.8%	0.9%
% of Patients satisfied with the dentistry they have received	0	0	N/A	92.6%	93.6%	93.3%
% of Patients satisfied with the time they had to wait for an appointment	0	0	N/A	89.8%	88.8%	88.9%

\* This is based on patients treated on this contract for their most recent course of treatment. Figures in italics indicate the base number of FP17s or Patient Questionnaire responses are less than 100. N/A is shown where the base number of responses is less than 10 during the period. % is calculated as Quantity/Base number\*100

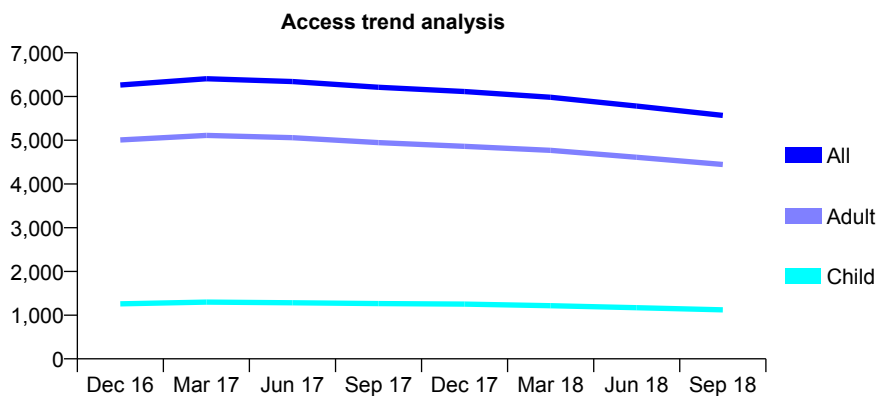
## Q70 - Vital Signs At a Glance Contract Report for 864692/0002 - September 2018

Name or company name	WIGHT DENTAL CARE LIMITED
Contract type name	GDS Contract
Purpose of contract	General
Contract start date	01/04/2014
Contract end date	

18/19 Contracted general activity (UDA)	22,044
Carry forward general activity (UDA)	0
18/19 Contracted orthodontic activity (UOA)	0
Carry forward orthodontic activity (UOA)	0
Baseline contract value	£511,060.93

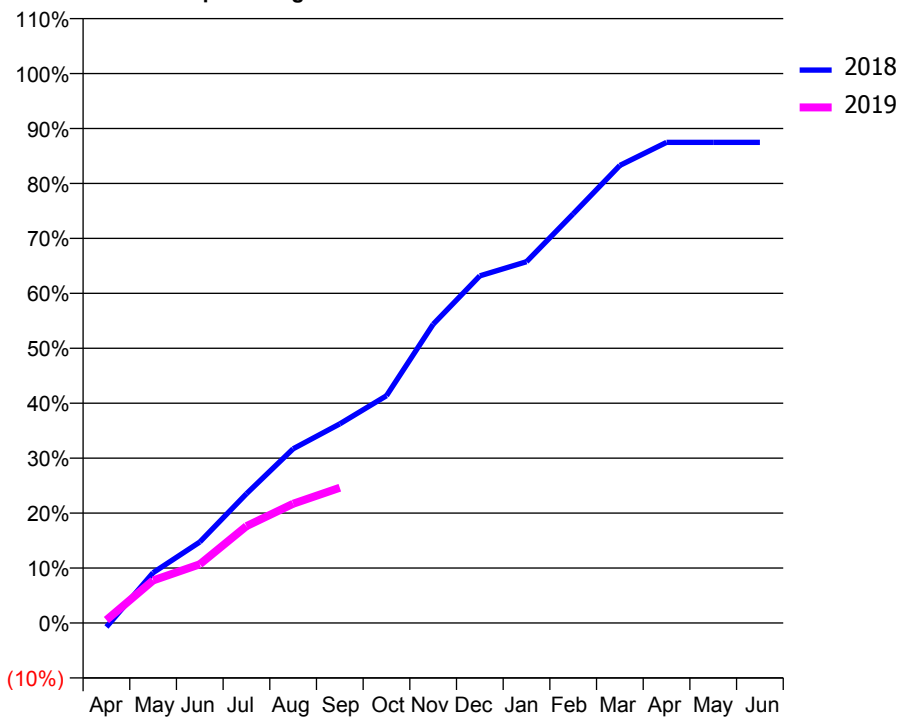
### ACCESS\*

Patients seen in 24 months	Total	Change since previous quarter
Quarter ending September 2017	6,211	
Quarter ending December 2017	6,113	↓
Quarter ending March 2018	5,984	↓
Quarter ending June 2018	5,781	↓
Quarter ending September 2018	5,567	↓
<b>Variance since September 2017</b>	<b>(10.4%)</b>	<b>↓</b>



### ACTIVITY

Cumulative percentage of contracted UDA delivered 2018 & 2019



Month	Adjusted Scheduled Activity (UDA)	
	2018	2019
April	-161	121
May	2,020	1,708
June	3,250	2,357
July	5,189	3,888
August	6,987	4,786
September	7,990	5,425
October	9,116	
November	11,984	
December	13,929	
January	14,495	
February	16,415	
March	18,358	
April	19,282	
May	19,284	
June	19,284	

### QUALITY

	Quantity	Base Number	Contract	AT	Region	England
% of FP17s for the same patient ID Re-attending within 3 months - Children	24	530	4.5%	9.6%	11.1%	11.6%
% of FP17s for the same patient ID Re-attending within 3 months - Adults	251	2,178	11.5%	13.9%	15.3%	15.5%
% of FP17s for the same patient ID Re-attending between 3 & 9 months - Children	328	530	61.9%	61.8%	61.1%	58.8%
% of FP17s for the same patient ID Re-attending between 3 & 9 months - Adults	1,157	2,178	53.1%	53.1%	52.3%	51.1%
% of FP17s for Band 1 Urgent Courses	183	2,316	7.9%	9.9%	9.5%	9.0%
% of FP17s Relating to Free Repair or Replacements	9	2,316	0.4%	0.6%	0.7%	0.8%
% of FP17s Relating to Continuations	26	2,316	1.1%	0.9%	0.8%	0.9%
% of Patients satisfied with the dentistry they have received	1	1	N/A	92.6%	93.6%	93.3%
% of Patients satisfied with the time they had to wait for an appointment	1	1	N/A	89.8%	88.8%	88.9%

\* This is based on patients treated on this contract for their most recent course of treatment. Figures in italics indicate the base number of FP17s or Patient Questionnaire responses are less than 100. N/A is shown where the base number of responses is less than 10 during the period. % is calculated as Quantity/Base number\*100

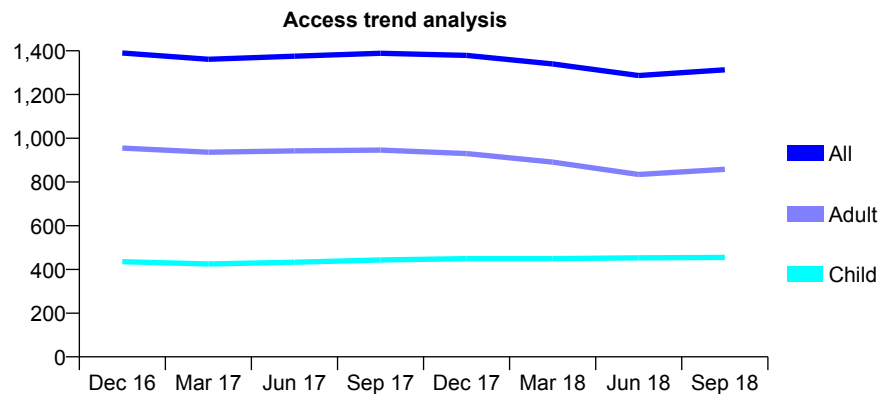
## Q70 - Vital Signs At a Glance Contract Report for 875104/0001 - September 2018

Name or company name	MRS RM REDKA
Contract type name	GDS Contract
Purpose of contract	General
Contract start date	15/06/2008
Contract end date	

18/19 Contracted general activity (UDA)	6,000
Carry forward general activity (UDA)	0
18/19 Contracted orthodontic activity (UOA)	0
Carry forward orthodontic activity (UOA)	0
Baseline contract value	£136,938.77

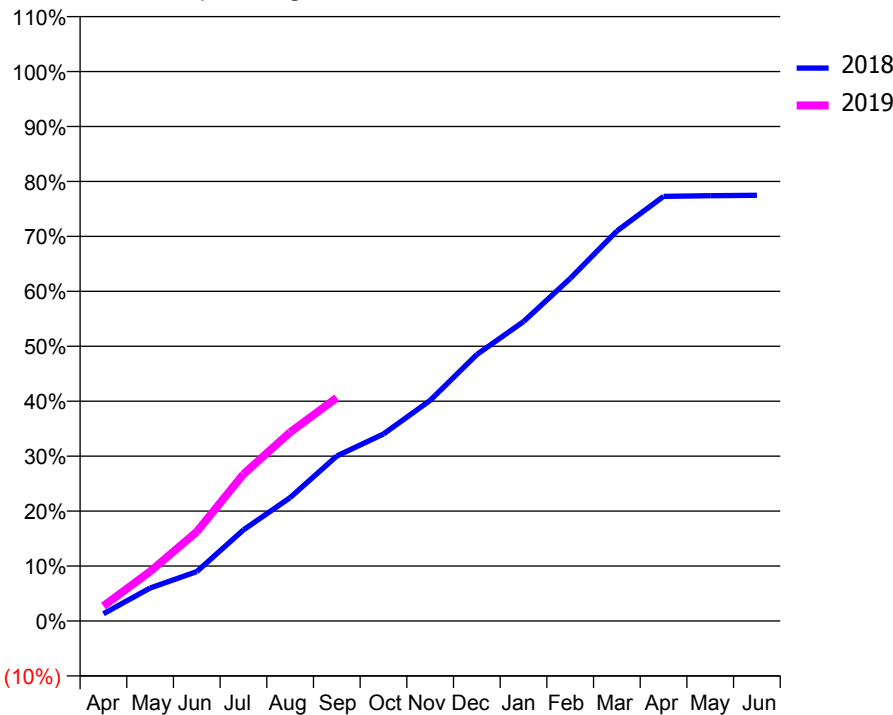
### ACCESS\*

Patients seen in 24 months	Total	Change since previous quarter
Quarter ending September 2017	1,389	
Quarter ending December 2017	1,379	→
Quarter ending March 2018	1,340	↓
Quarter ending June 2018	1,287	↓
Quarter ending September 2018	1,313	↑
<b>Variance since September 2017</b>	<b>(5.5%)</b>	<b>↓</b>



### ACTIVITY

Cumulative percentage of contracted UDA delivered 2018 & 2019



Month	Adjusted Scheduled Activity (UDA)	
	2018	2019
April	79	163
May	360	541
June	539	974
July	995	1,603
August	1,348	2,061
September	1,802	2,438
October	2,043	
November	2,410	
December	2,910	
January	3,269	
February	3,740	
March	4,258	
April	4,637	
May	4,644	
June	4,648	

### QUALITY

	Quantity	Base Number	Contract	AT	Region	England
% of FP17s for the same patient ID Re-attending within 3 months - Children	76	432	17.6%	9.6%	11.1%	11.6%
% of FP17s for the same patient ID Re-attending within 3 months - Adults	181	703	25.7%	13.9%	15.3%	15.5%
% of FP17s for the same patient ID Re-attending between 3 & 9 months - Children	220	432	50.9%	61.8%	61.1%	58.8%
% of FP17s for the same patient ID Re-attending between 3 & 9 months - Adults	336	703	47.8%	53.1%	52.3%	51.1%
% of FP17s for Band 1 Urgent Courses	99	1,006	9.8%	9.9%	9.5%	9.0%
% of FP17s Relating to Free Repair or Replacements	0	1,006	0.0%	0.6%	0.7%	0.8%
% of FP17s Relating to Continuations	5	1,006	0.5%	0.9%	0.8%	0.9%
% of Patients satisfied with the dentistry they have received	4	4	N/A	92.6%	93.6%	93.3%
% of Patients satisfied with the time they had to wait for an appointment	4	4	N/A	89.8%	88.8%	88.9%

\* This is based on patients treated on this contract for their most recent course of treatment. Figures in italics indicate the base number of FP17s or Patient Questionnaire responses are less than 100. N/A is shown where the base number of responses is less than 10 during the period. % is calculated as Quantity/Base number\*100

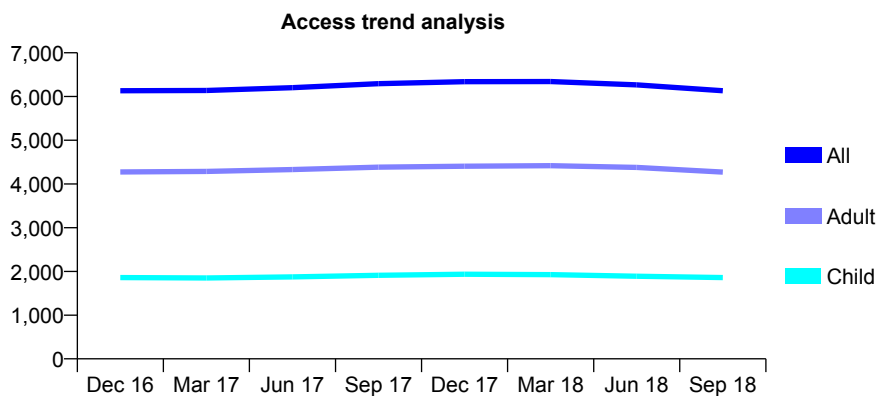
## Q70 - Vital Signs At a Glance Contract Report for 901849/0003 - September 2018

Name or company name	MR MM LALJEE
Contract type name	GDS Contract
Purpose of contract	General
Contract start date	02/04/2012
Contract end date	

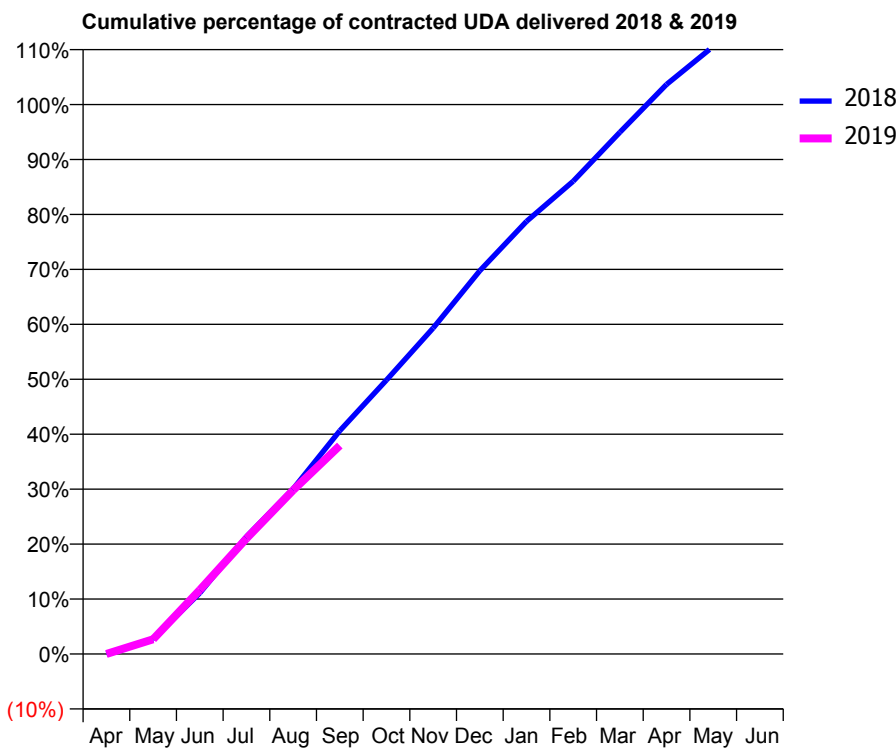
18/19 Contracted general activity (UDA)	13,300
Carry forward general activity (UDA)	0
18/19 Contracted orthodontic activity (UOA)	0
Carry forward orthodontic activity (UOA)	0
Baseline contract value	£363,213.89

### ACCESS\*

Patients seen in 24 months	Total	Change since previous quarter
Quarter ending September 2017	6,295	
Quarter ending December 2017	6,341	→
Quarter ending March 2018	6,344	→
Quarter ending June 2018	6,267	↓
Quarter ending September 2018	6,131	↓
<b>Variance since September 2017</b>	<b>(2.6%)</b>	<b>↓</b>



### ACTIVITY



Adjusted Scheduled Activity (UDA)		
Month	2018	2019
April	0	0
May	360	358
June	1,476	1,551
July	2,841	2,798
August	3,999	3,965
September	5,404	5,046
October	6,630	
November	7,888	
December	9,277	
January	10,470	
February	11,442	
March	12,627	
April	13,786	
May	14,702	
June	14,702	

### QUALITY

	Quantity	Base Number	Contract	AT	Region	England
% of FP17s for the same patient ID Re-attending within 3 months - Children	57	1,586	3.6%	9.6%	11.1%	11.6%
% of FP17s for the same patient ID Re-attending within 3 months - Adults	302	2,708	11.2%	13.9%	15.3%	15.5%
% of FP17s for the same patient ID Re-attending between 3 & 9 months - Children	1,193	1,586	75.2%	61.8%	61.1%	58.8%
% of FP17s for the same patient ID Re-attending between 3 & 9 months - Adults	1,297	2,708	47.9%	53.1%	52.3%	51.1%
% of FP17s for Band 1 Urgent Courses	194	3,108	6.2%	9.9%	9.5%	9.0%
% of FP17s Relating to Free Repair or Replacements	13	3,108	0.4%	0.6%	0.7%	0.8%
% of FP17s Relating to Continuations	38	3,108	1.2%	0.9%	0.8%	0.9%
% of Patients satisfied with the dentistry they have received	2	2	N/A	92.6%	93.6%	93.3%
% of Patients satisfied with the time they had to wait for an appointment	2	2	N/A	89.8%	88.8%	88.9%

\* This is based on patients treated on this contract for their most recent course of treatment. Figures in italics indicate the base number of FP17s or Patient Questionnaire responses are less than 100. N/A is shown where the base number of responses is less than 10 during the period. % is calculated as Quantity/Base number\*100

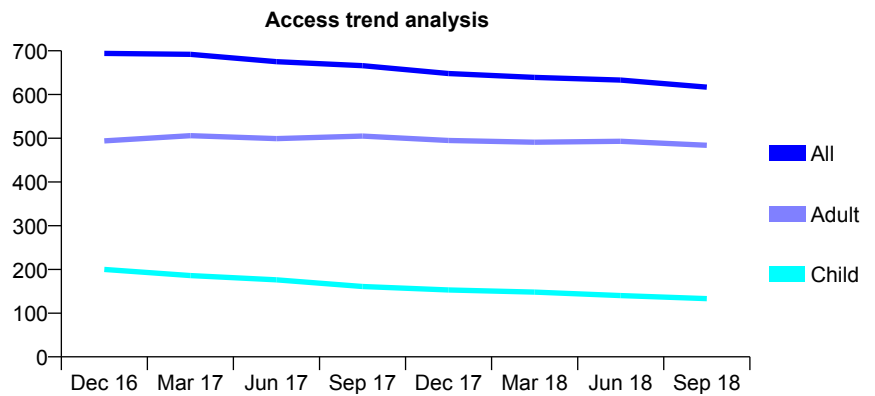
## Q70 - Vital Signs At a Glance Contract Report for 905968/0001 - September 2018

Name or company name	MR A MCGROARTY
Contract type name	GDS Contract
Purpose of contract	General
Contract start date	01/04/2006
Contract end date	

18/19 Contracted general activity (UDA)	2,250
Carry forward general activity (UDA)	0
18/19 Contracted orthodontic activity (UOA)	0
Carry forward orthodontic activity (UOA)	0
Baseline contract value	£49,105.85

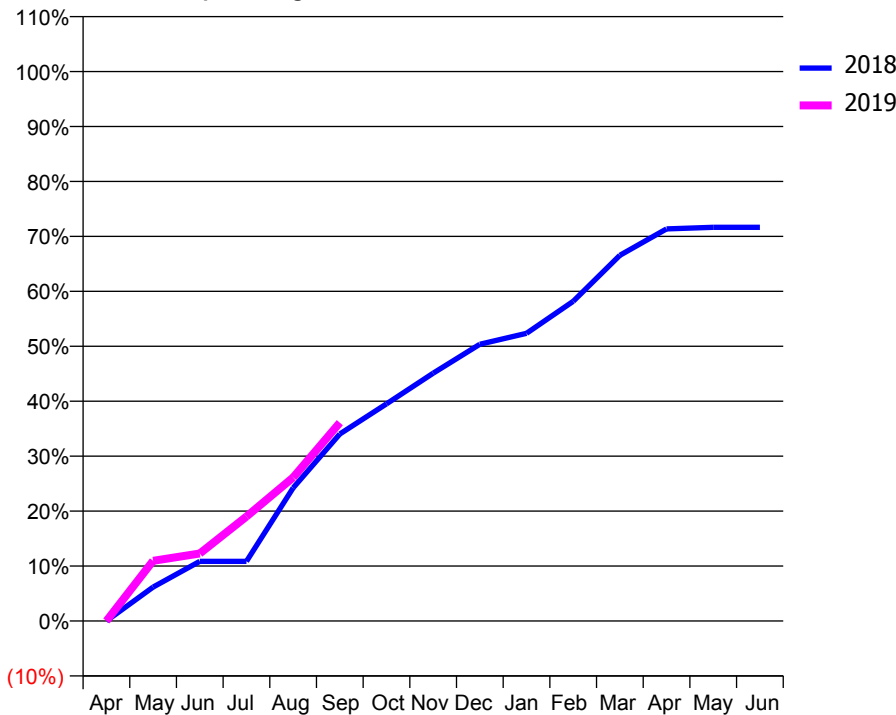
### ACCESS\*

Patients seen in 24 months	Total	Change since previous quarter
Quarter ending September 2017	666	
Quarter ending December 2017	648	↓
Quarter ending March 2018	639	↓
Quarter ending June 2018	633	→
Quarter ending September 2018	617	↓
<b>Variance since September 2017</b>	<b>(7.4%)</b>	<b>↓</b>



### ACTIVITY

Cumulative percentage of contracted UDA delivered 2018 & 2019



Month	Adjusted Scheduled Activity (UDA)	
	2018	2019
April	0	0
May	139	247
June	244	277
July	244	428
August	545	588
September	766	812
October	889	
November	1,015	
December	1,133	
January	1,178	
February	1,309	
March	1,497	
April	1,605	
May	1,612	
June	1,612	

### QUALITY

	Quantity	Base Number	Contract	AT	Region	England
% of FP17s for the same patient ID Re-attending within 3 months - Children	3	123	2.4%	9.6%	11.1%	11.6%
% of FP17s for the same patient ID Re-attending within 3 months - Adults	59	417	14.1%	13.9%	15.3%	15.5%
% of FP17s for the same patient ID Re-attending between 3 & 9 months - Children	90	123	73.2%	61.8%	61.1%	58.8%
% of FP17s for the same patient ID Re-attending between 3 & 9 months - Adults	259	417	62.1%	53.1%	52.3%	51.1%
% of FP17s for Band 1 Urgent Courses	33	461	7.2%	9.9%	9.5%	9.0%
% of FP17s Relating to Free Repair or Replacements	0	461	0.0%	0.6%	0.7%	0.8%
% of FP17s Relating to Continuations	2	461	0.4%	0.9%	0.8%	0.9%
% of Patients satisfied with the dentistry they have received	0	0	N/A	92.6%	93.6%	93.3%
% of Patients satisfied with the time they had to wait for an appointment	0	0	N/A	89.8%	88.8%	88.9%

\* This is based on patients treated on this contract for their most recent course of treatment. Figures in italics indicate the base number of FP17s or Patient Questionnaire responses are less than 100. N/A is shown where the base number of responses is less than 10 during the period. % is calculated as Quantity/Base number\*100



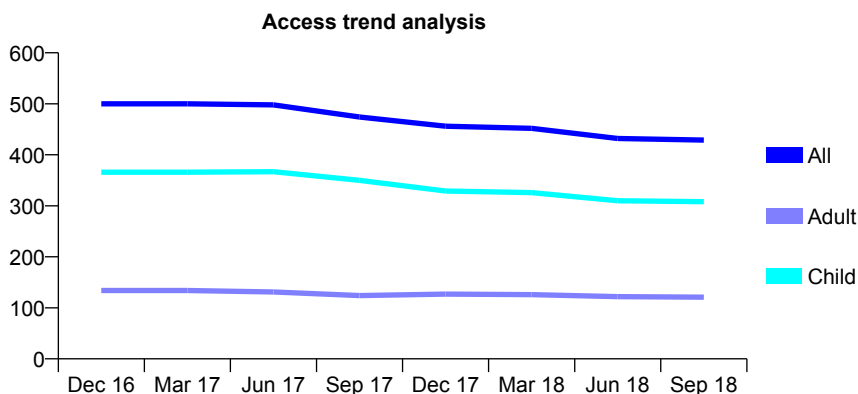
## Q70 - Vital Signs At a Glance Contract Report for 906530/0001 - September 2018

Name or company name	MR SG PARDOE
Contract type name	GDS Contract
Purpose of contract	General
Contract start date	01/04/2006
Contract end date	

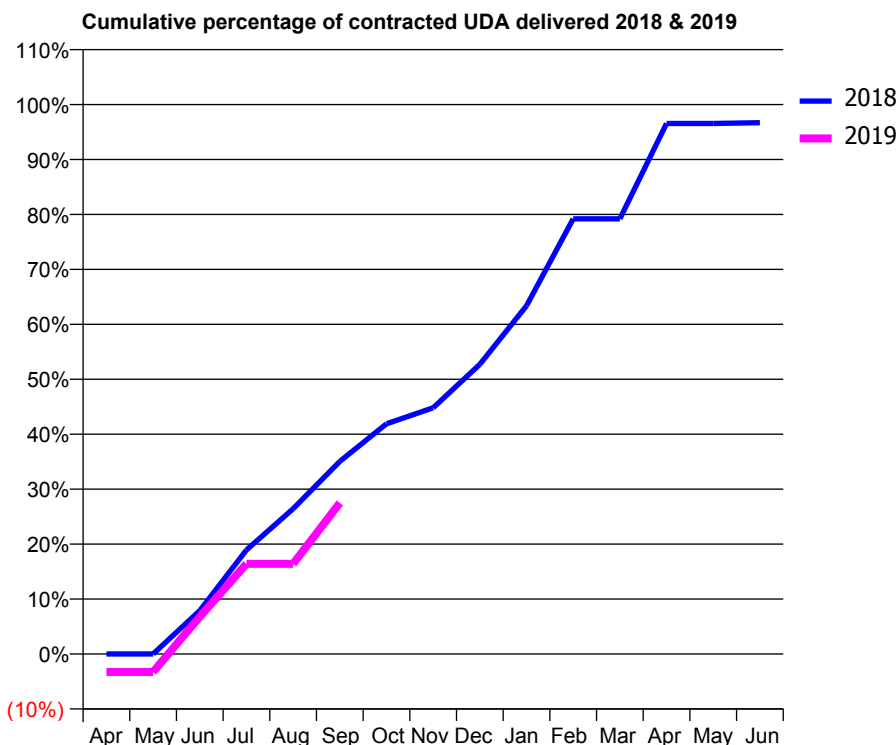
18/19 Contracted general activity (UDA)	760
Carry forward general activity (UDA)	25
18/19 Contracted orthodontic activity (UOA)	0
Carry forward orthodontic activity (UOA)	0
Baseline contract value	£17,745.92

### ACCESS\*

Patients seen in 24 months	Total	Change since previous quarter
Quarter ending September 2017	474	
Quarter ending December 2017	456	↓
Quarter ending March 2018	452	→
Quarter ending June 2018	432	↓
Quarter ending September 2018	429	→
<b>Variance since September 2017</b>	<b>(9.5%)</b>	<b>↓</b>



### ACTIVITY



Adjusted Scheduled Activity (UDA)		
Month	2018	2019
April	0	-25
May	0	-25
June	60	52
July	144	125
August	201	125
September	266	209
October	318	
November	341	
December	401	
January	482	
February	602	
March	602	
April	734	
May	734	
June	735	

### QUALITY

	Quantity	Base Number	Contract	AT	Region	England
% of FP17s for the same patient ID Re-attending within 3 months - Children	9	244	3.7%	9.6%	11.1%	11.6%
% of FP17s for the same patient ID Re-attending within 3 months - Adults	0	47	0.0%	13.9%	15.3%	15.5%
% of FP17s for the same patient ID Re-attending between 3 & 9 months - Children	168	244	68.9%	61.8%	61.1%	58.8%
% of FP17s for the same patient ID Re-attending between 3 & 9 months - Adults	33	47	70.2%	53.1%	52.3%	51.1%
% of FP17s for Band 1 Urgent Courses	5	197	2.5%	9.9%	9.5%	9.0%
% of FP17s Relating to Free Repair or Replacements	0	197	0.0%	0.6%	0.7%	0.8%
% of FP17s Relating to Continuations	0	197	0.0%	0.9%	0.8%	0.9%
% of Patients satisfied with the dentistry they have received	2	2	N/A	92.6%	93.6%	93.3%
% of Patients satisfied with the time they had to wait for an appointment	1	2	N/A	89.8%	88.8%	88.9%

\* This is based on patients treated on this contract for their most recent course of treatment. Figures in italics indicate the base number of FP17s or Patient Questionnaire responses are less than 100. N/A is shown where the base number of responses is less than 10 during the period. % is calculated as Quantity/Base number\*100

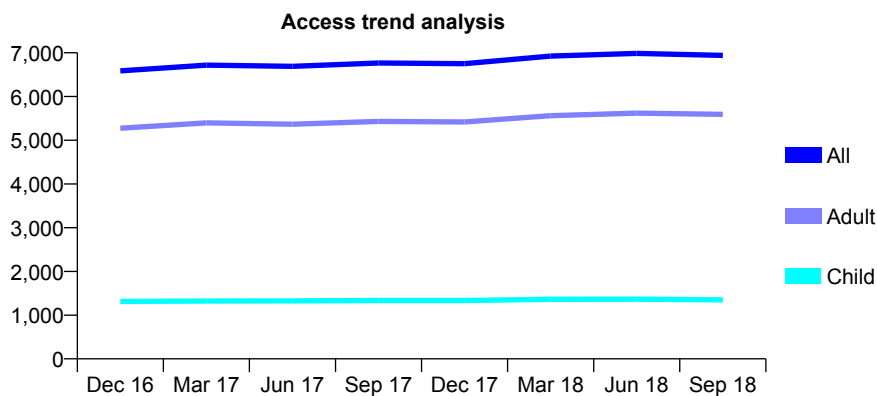
## Q70 - Vital Signs At a Glance Contract Report for 911860/0002 - September 2018

Name or company name	MR AM DANBY
Contract type name	GDS Contract
Purpose of contract	General
Contract start date	01/06/2008
Contract end date	

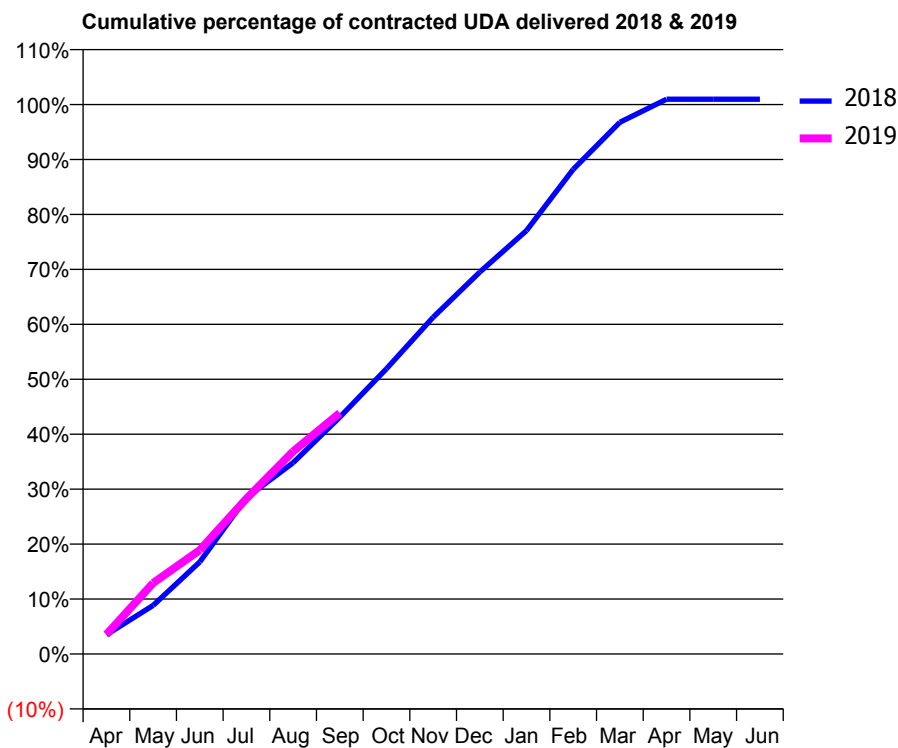
18/19 Contracted general activity (UDA)	15,800
Carry forward general activity (UDA)	0
18/19 Contracted orthodontic activity (UOA)	0
Carry forward orthodontic activity (UOA)	0
Baseline contract value	£443,558.82

### ACCESS\*

Patients seen in 24 months	Total	Change since previous quarter
Quarter ending September 2017	6,766	
Quarter ending December 2017	6,752	→
Quarter ending March 2018	6,924	↑
Quarter ending June 2018	6,985	→
Quarter ending September 2018	6,941	→
<b>Variance since September 2017</b>	<b>2.6%</b>	<b>↑</b>



### ACTIVITY



Month	Adjusted Scheduled Activity (UDA)	
	2018	2019
April	552	560
May	1,396	2,041
June	2,648	2,987
July	4,495	4,468
August	5,500	5,827
September	6,810	6,929
October	8,204	
November	9,684	
December	10,983	
January	12,174	
February	13,936	
March	15,288	
April	15,951	
May	15,951	
June	15,951	

### QUALITY

	Quantity	Base Number	Contract	AT	Region	England
% of FP17s for the same patient ID Re-attending within 3 months - Children	44	971	4.5%	9.6%	11.1%	11.6%
% of FP17s for the same patient ID Re-attending within 3 months - Adults	565	4,128	13.7%	13.9%	15.3%	15.5%
% of FP17s for the same patient ID Re-attending between 3 & 9 months - Children	648	971	66.7%	61.8%	61.1%	58.8%
% of FP17s for the same patient ID Re-attending between 3 & 9 months - Adults	2,598	4,128	62.9%	53.1%	52.3%	51.1%
% of FP17s for Band 1 Urgent Courses	467	4,288	10.9%	9.9%	9.5%	9.0%
% of FP17s Relating to Free Repair or Replacements	38	4,288	0.9%	0.6%	0.7%	0.8%
% of FP17s Relating to Continuations	47	4,288	1.1%	0.9%	0.8%	0.9%
% of Patients satisfied with the dentistry they have received	3	3	N/A	92.6%	93.6%	93.3%
% of Patients satisfied with the time they had to wait for an appointment	3	3	N/A	89.8%	88.8%	88.9%

\* This is based on patients treated on this contract for their most recent course of treatment. Figures in italics indicate the base number of FP17s or Patient Questionnaire responses are less than 100. N/A is shown where the base number of responses is less than 10 during the period. % is calculated as Quantity/Base number\*100

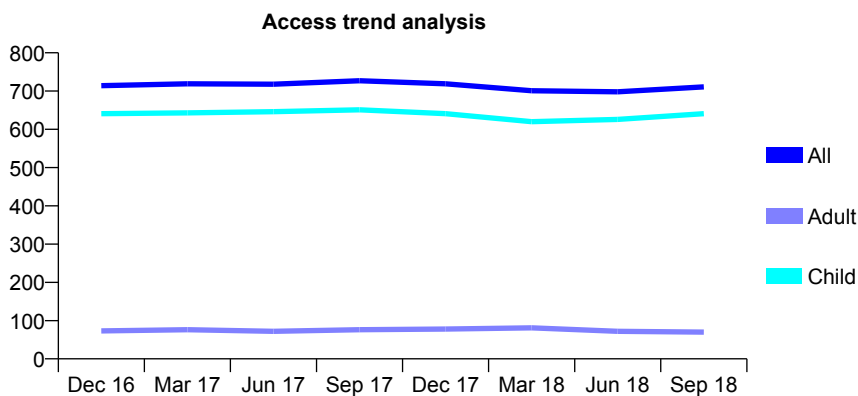
## Q70 - Vital Signs At a Glance Contract Report for 913723/0001 - September 2018

Name or company name	MR S TEJA
Contract type name	GDS Contract
Purpose of contract	General
Contract start date	01/04/2006
Contract end date	

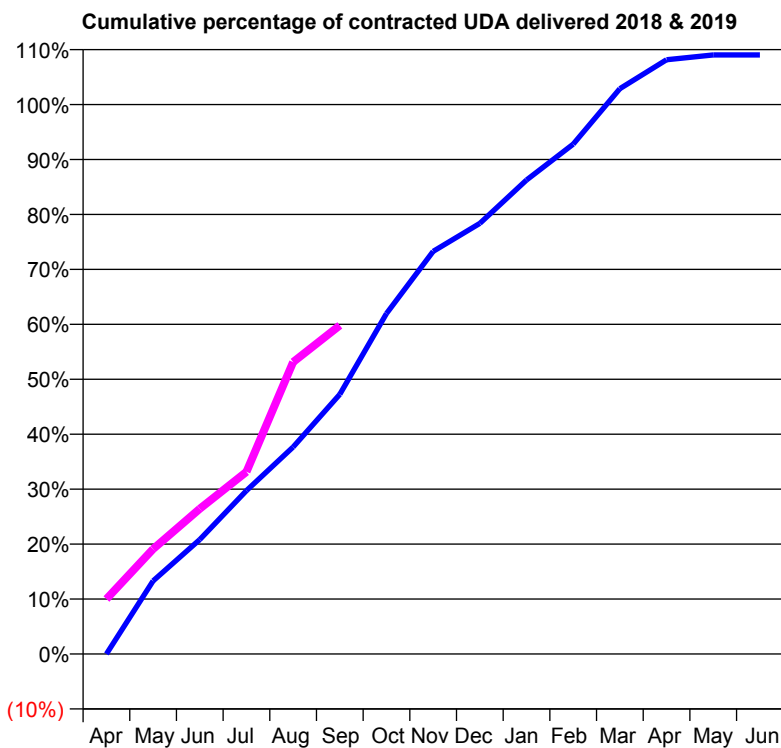
18/19 Contracted general activity (UDA)	1,624
Carry forward general activity (UDA)	0
18/19 Contracted orthodontic activity (UOA)	0
Carry forward orthodontic activity (UOA)	0
Baseline contract value	£40,322.80

### ACCESS\*

Patients seen in 24 months	Total	Change since previous quarter
Quarter ending September 2017	727	
Quarter ending December 2017	719	↓
Quarter ending March 2018	701	↓
Quarter ending June 2018	698	→
Quarter ending September 2018	711	→
<b>Variance since September 2017</b>	<b>(2.2%)</b>	<b>↓</b>



### ACTIVITY



Adjusted Scheduled Activity (UDA)		
Month	2018	2019
April	0	163
May	216	310
June	338	429
July	483	539
August	612	863
September	768	971
October	1,006	
November	1,190	
December	1,273	
January	1,401	
February	1,507	
March	1,671	
April	1,756	
May	1,770	
June	1,770	

### QUALITY

	Quantity	Base Number	Contract	AT	Region	England
% of FP17s for the same patient ID Re-attending within 3 months - Children	67	655	10.2%	9.6%	11.1%	11.6%
% of FP17s for the same patient ID Re-attending within 3 months - Adults	7	29	24.1%	13.9%	15.3%	15.5%
% of FP17s for the same patient ID Re-attending between 3 & 9 months - Children	400	655	61.1%	61.8%	61.1%	58.8%
% of FP17s for the same patient ID Re-attending between 3 & 9 months - Adults	16	29	55.2%	53.1%	52.3%	51.1%
% of FP17s for Band 1 Urgent Courses	36	628	5.7%	9.9%	9.5%	9.0%
% of FP17s Relating to Free Repair or Replacements	0	628	0.0%	0.6%	0.7%	0.8%
% of FP17s Relating to Continuations	0	628	0.0%	0.9%	0.8%	0.9%
% of Patients satisfied with the dentistry they have received	0	0	N/A	92.6%	93.6%	93.3%
% of Patients satisfied with the time they had to wait for an appointment	0	0	N/A	89.8%	88.8%	88.9%

\* This is based on patients treated on this contract for their most recent course of treatment. Figures in italics indicate the base number of FP17s or Patient Questionnaire responses are less than 100. N/A is shown where the base number of responses is less than 10 during the period. % is calculated as Quantity/Base number\*100

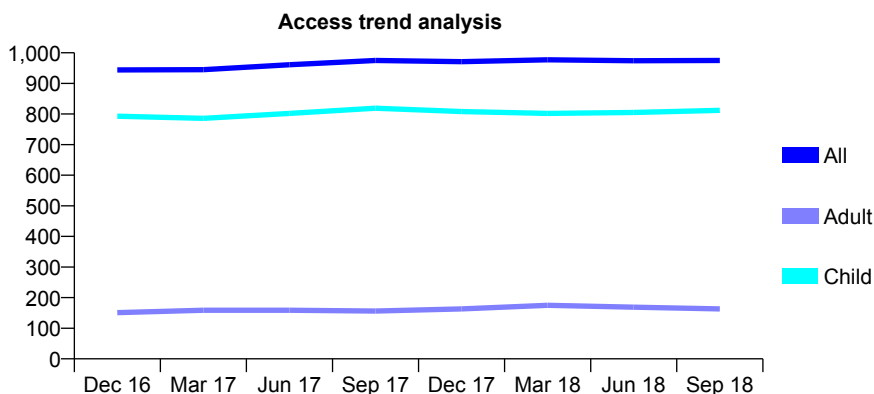
## Q70 - Vital Signs At a Glance Contract Report for 915394/0001 - September 2018

Name or company name	Linden Avenue Partnership
Contract type name	GDS Contract
Purpose of contract	General and Orthodontic
Contract start date	01/04/2006
Contract end date	

18/19 Contracted general activity (UDA)	2,800
Carry forward general activity (UDA)	73
18/19 Contracted orthodontic activity (UOA)	268
Carry forward orthodontic activity (UOA)	0
Baseline contract value	£89,245.19

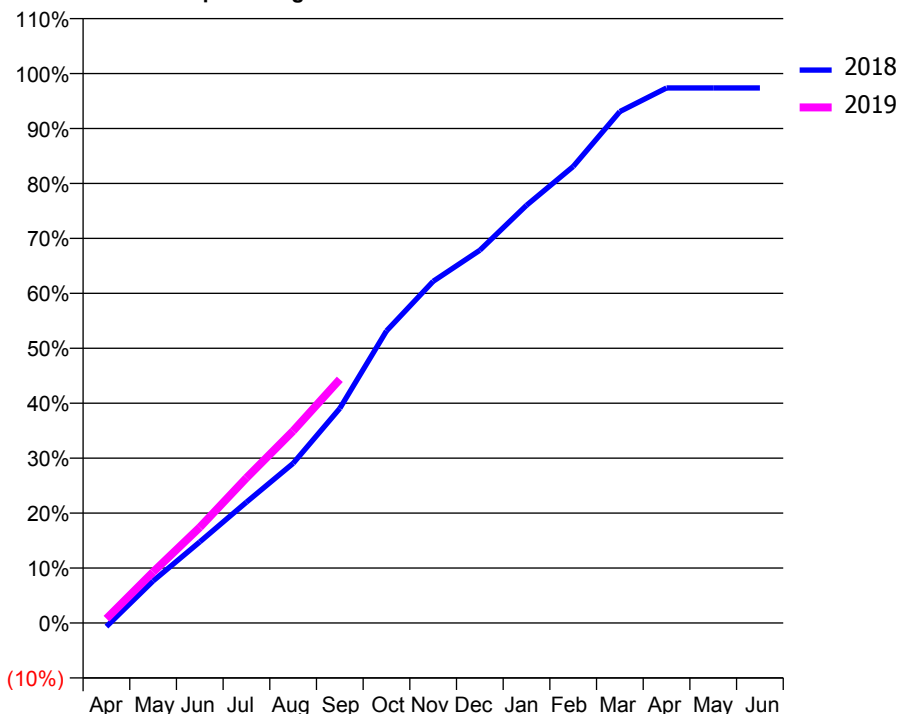
### ACCESS\*

Patients seen in 24 months	Total	Change since previous quarter
Quarter ending September 2017	975	
Quarter ending December 2017	971	→
Quarter ending March 2018	977	→
Quarter ending June 2018	974	→
Quarter ending September 2018	975	→
<b>Variance since September 2017</b>	<b>0.0%</b>	<b>→</b>



### ACTIVITY

Cumulative percentage of contracted UDA delivered 2018 & 2019



Month	Adjusted Scheduled Activity (UDA)	
	2018	2019
April	-19	22
May	214	260
June	413	487
July	616	740
August	813	979
September	1,094	1,242
October	1,489	
November	1,741	
December	1,899	
January	2,129	
February	2,326	
March	2,606	
April	2,727	
May	2,727	
June	2,727	

### QUALITY

	Quantity	Base Number	Contract	AT	Region	England
% of FP17s for the same patient ID Re-attending within 3 months - Children	85	800	10.6%	9.6%	11.1%	11.6%
% of FP17s for the same patient ID Re-attending within 3 months - Adults	9	66	13.6%	13.9%	15.3%	15.5%
% of FP17s for the same patient ID Re-attending between 3 & 9 months - Children	556	800	69.5%	61.8%	61.1%	58.8%
% of FP17s for the same patient ID Re-attending between 3 & 9 months - Adults	45	66	68.2%	53.1%	52.3%	51.1%
% of FP17s for Band 1 Urgent Courses	30	784	3.8%	9.9%	9.5%	9.0%
% of FP17s Relating to Free Repair or Replacements	0	784	0.0%	0.6%	0.7%	0.8%
% of FP17s Relating to Continuations	0	784	0.0%	0.9%	0.8%	0.9%
% of Patients satisfied with the dentistry they have received	4	4	N/A	92.6%	93.6%	93.3%
% of Patients satisfied with the time they had to wait for an appointment	4	4	N/A	89.8%	88.8%	88.9%

\* This is based on patients treated on this contract for their most recent course of treatment. Figures in italics indicate the base number of FP17s or Patient Questionnaire responses are less than 100. N/A is shown where the base number of responses is less than 10 during the period. % is calculated as Quantity/Base number\*100

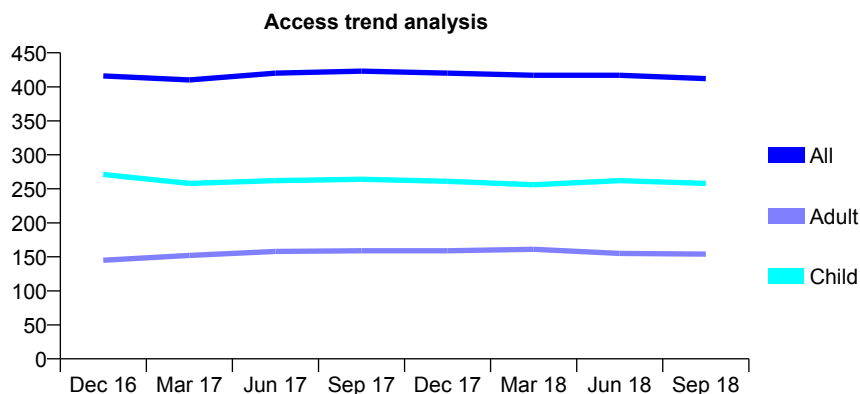
## Q70 - Vital Signs At a Glance Contract Report for 917559/0002 - September 2018

Name or company name	MISS AK O'REGAN
Contract type name	GDS Contract
Purpose of contract	General
Contract start date	01/04/2006
Contract end date	

18/19 Contracted general activity (UDA)	950
Carry forward general activity (UDA)	25
18/19 Contracted orthodontic activity (UOA)	0
Carry forward orthodontic activity (UOA)	0
Baseline contract value	£21,640.10

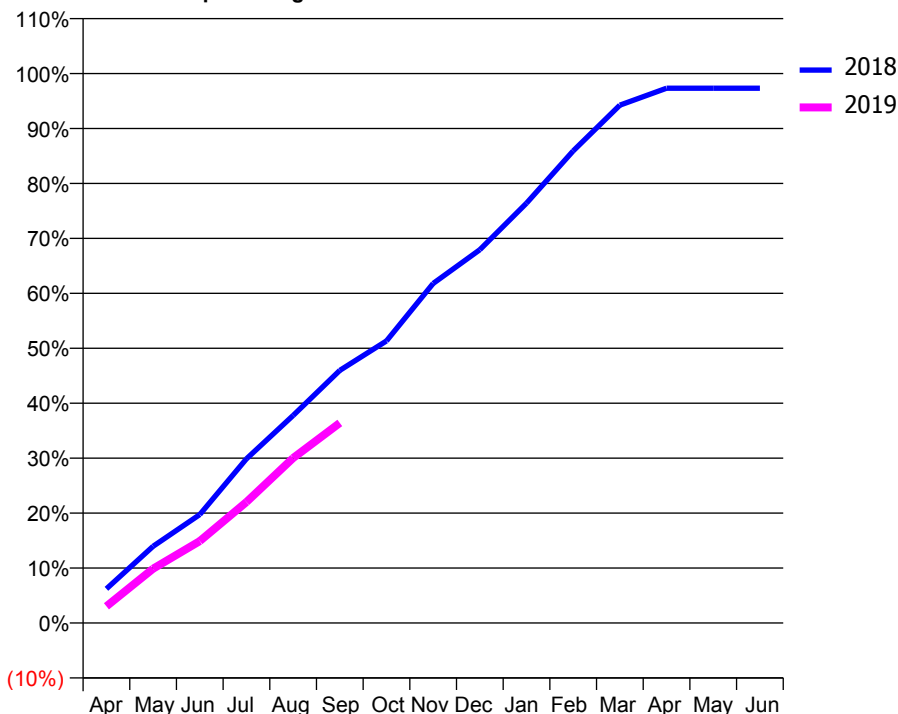
### ACCESS\*

Patients seen in 24 months	Total	Change since previous quarter
Quarter ending September 2017	423	
Quarter ending December 2017	420	→
Quarter ending March 2018	417	→
Quarter ending June 2018	417	→
Quarter ending September 2018	412	↓
<b>Variance since September 2017</b>	<b>(2.6%)</b>	<b>↓</b>



### ACTIVITY

Cumulative percentage of contracted UDA delivered 2018 & 2019



Month	Adjusted Scheduled Activity (UDA)	
	2018	2019
April	59	29
May	133	94
June	188	142
July	284	209
August	359	285
September	437	346
October	488	
November	587	
December	645	
January	726	
February	816	
March	895	
April	925	
May	925	
June	925	

### QUALITY

	Quantity	Base Number	Contract	AT	Region	England
% of FP17s for the same patient ID Re-attending within 3 months - Children	8	195	4.1%	9.6%	11.1%	11.6%
% of FP17s for the same patient ID Re-attending within 3 months - Adults	9	73	12.3%	13.9%	15.3%	15.5%
% of FP17s for the same patient ID Re-attending between 3 & 9 months - Children	134	195	68.7%	61.8%	61.1%	58.8%
% of FP17s for the same patient ID Re-attending between 3 & 9 months - Adults	45	73	61.6%	53.1%	52.3%	51.1%
% of FP17s for Band 1 Urgent Courses	10	253	4.0%	9.9%	9.5%	9.0%
% of FP17s Relating to Free Repair or Replacements	0	253	0.0%	0.6%	0.7%	0.8%
% of FP17s Relating to Continuations	4	253	1.6%	0.9%	0.8%	0.9%
% of Patients satisfied with the dentistry they have received	0	0	N/A	92.6%	93.6%	93.3%
% of Patients satisfied with the time they had to wait for an appointment	0	0	N/A	89.8%	88.8%	88.9%

\* This is based on patients treated on this contract for their most recent course of treatment. Figures in italics indicate the base number of FP17s or Patient Questionnaire responses are less than 100. N/A is shown where the base number of responses is less than 10 during the period. % is calculated as Quantity/Base number\*100

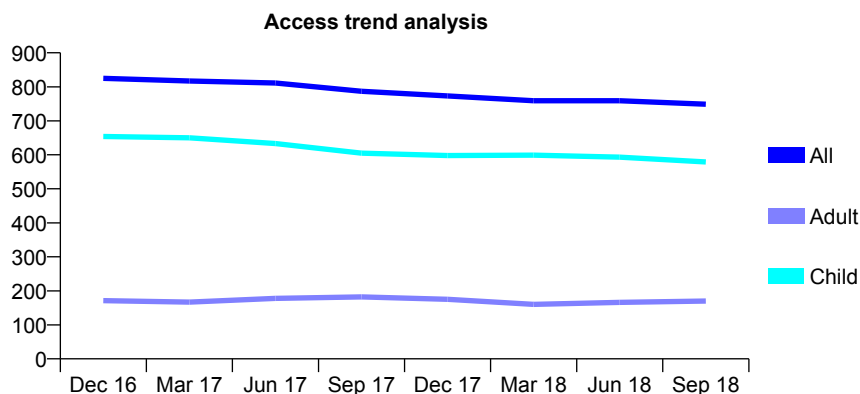
## Q70 - Vital Signs At a Glance Contract Report for 919454/0001 - September 2018

Name or company name	MR BR TAYLOR
Contract type name	GDS Contract
Purpose of contract	General
Contract start date	01/04/2006
Contract end date	

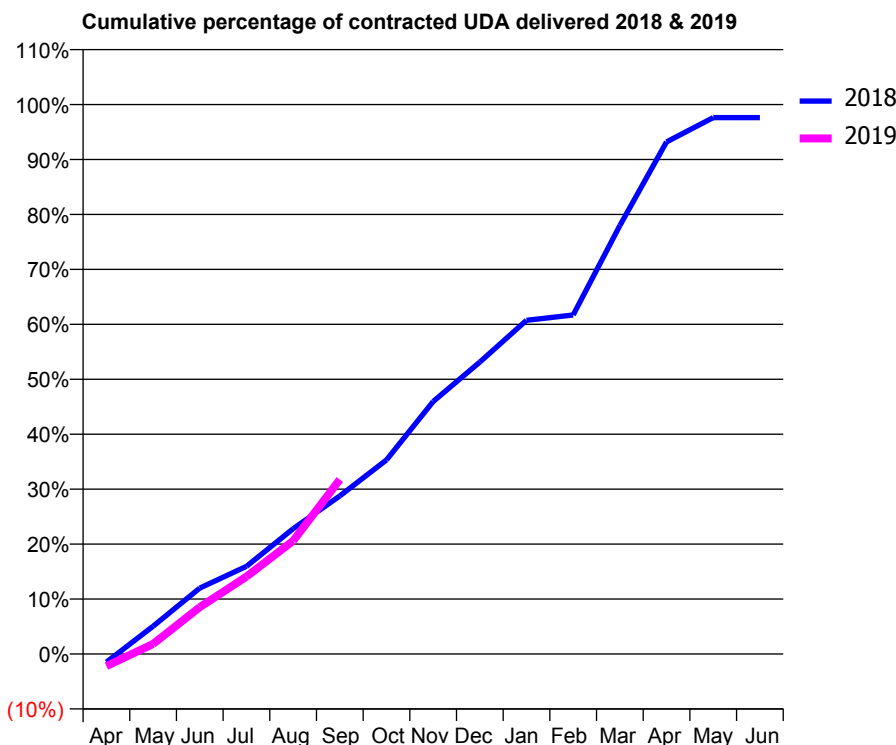
18/19 Contracted general activity (UDA)	2,335
Carry forward general activity (UDA)	56
18/19 Contracted orthodontic activity (UOA)	0
Carry forward orthodontic activity (UOA)	0
Baseline contract value	£71,752.57

### ACCESS\*

Patients seen in 24 months	Total	Change since previous quarter
Quarter ending September 2017	787	
Quarter ending December 2017	773	↓
Quarter ending March 2018	759	↓
Quarter ending June 2018	759	→
Quarter ending September 2018	749	↓
<b>Variance since September 2017</b>	<b>(4.8%)</b>	<b>↓</b>



### ACTIVITY



Adjusted Scheduled Activity (UDA)		
Month	2018	2019
April	-35	-52
May	118	43
June	280	199
July	373	329
August	533	481
September	672	742
October	825	
November	1,073	
December	1,241	
January	1,418	
February	1,441	
March	1,821	
April	2,176	
May	2,279	
June	2,279	

### QUALITY

	Quantity	Base Number	Contract	AT	Region	England
% of FP17s for the same patient ID Re-attending within 3 months - Children	12	473	2.5%	9.6%	11.1%	11.6%
% of FP17s for the same patient ID Re-attending within 3 months - Adults	2	75	2.7%	13.9%	15.3%	15.5%
% of FP17s for the same patient ID Re-attending between 3 & 9 months - Children	323	473	68.3%	61.8%	61.1%	58.8%
% of FP17s for the same patient ID Re-attending between 3 & 9 months - Adults	40	75	53.3%	53.1%	52.3%	51.1%
% of FP17s for Band 1 Urgent Courses	8	375	2.1%	9.9%	9.5%	9.0%
% of FP17s Relating to Free Repair or Replacements	0	375	0.0%	0.6%	0.7%	0.8%
% of FP17s Relating to Continuations	0	375	0.0%	0.9%	0.8%	0.9%
% of Patients satisfied with the dentistry they have received	0	0	N/A	92.6%	93.6%	93.3%
% of Patients satisfied with the time they had to wait for an appointment	0	0	N/A	89.8%	88.8%	88.9%

\* This is based on patients treated on this contract for their most recent course of treatment. Figures in italics indicate the base number of FP17s or Patient Questionnaire responses are less than 100. N/A is shown where the base number of responses is less than 10 during the period. % is calculated as Quantity/Base number\*100

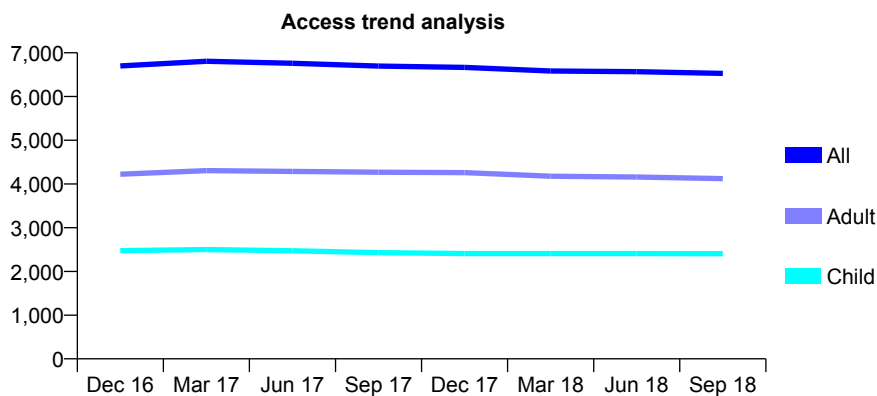
## Q70 - Vital Signs At a Glance Contract Report for 919594/0001 - September 2018

Name or company name	MR AC MCLEAN
Contract type name	GDS Contract
Purpose of contract	General
Contract start date	01/04/2006
Contract end date	

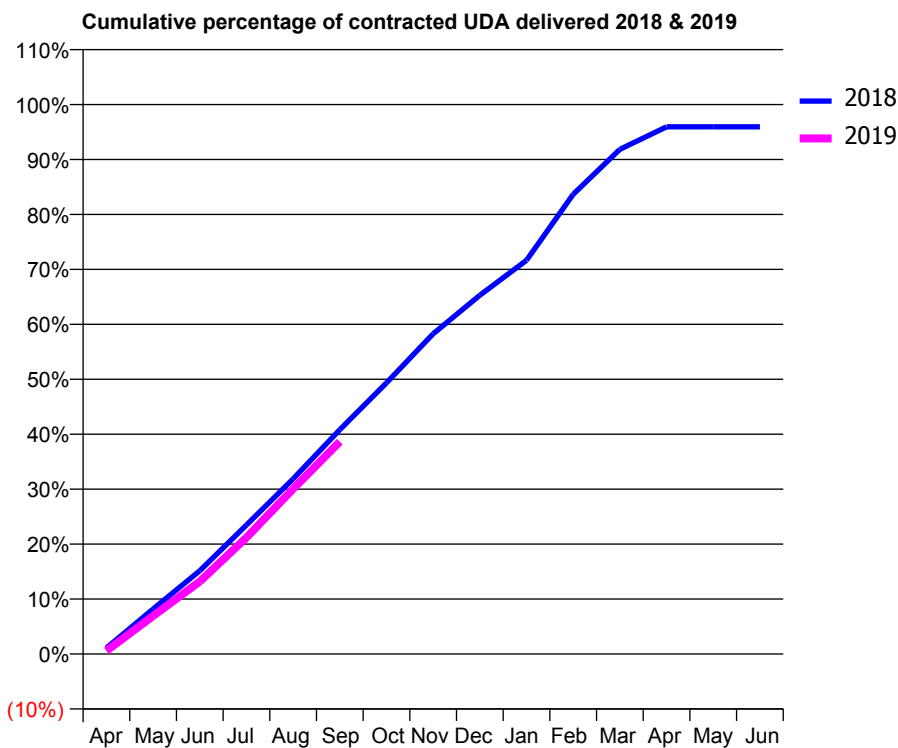
18/19 Contracted general activity (UDA)	13,782
Carry forward general activity (UDA)	559
18/19 Contracted orthodontic activity (UOA)	0
Carry forward orthodontic activity (UOA)	0
Baseline contract value	£358,456.06

### ACCESS\*

Patients seen in 24 months	Total	Change since previous quarter
Quarter ending September 2017	6,697	
Quarter ending December 2017	6,666	→
Quarter ending March 2018	6,585	↓
Quarter ending June 2018	6,568	→
Quarter ending September 2018	6,529	→
<b>Variance since September 2017</b>	<b>(2.5%)</b>	<b>↓</b>



### ACTIVITY



Month	Adjusted Scheduled Activity (UDA)	
	2018	2019
April	154	80
May	1,129	954
June	2,090	1,817
July	3,237	2,920
August	4,394	4,143
September	5,627	5,326
October	6,801	
November	8,031	
December	8,999	
January	9,874	
February	11,529	
March	12,659	
April	13,224	
May	13,223	
June	13,223	

### QUALITY

	Quantity	Base Number	Contract	AT	Region	England
% of FP17s for the same patient ID Re-attending within 3 months - Children	131	1,788	7.3%	9.6%	11.1%	11.6%
% of FP17s for the same patient ID Re-attending within 3 months - Adults	353	2,342	15.1%	13.9%	15.3%	15.5%
% of FP17s for the same patient ID Re-attending between 3 & 9 months - Children	1,045	1,788	58.4%	61.8%	61.1%	58.8%
% of FP17s for the same patient ID Re-attending between 3 & 9 months - Adults	952	2,342	40.6%	53.1%	52.3%	51.1%
% of FP17s for Band 1 Urgent Courses	267	3,496	7.6%	9.9%	9.5%	9.0%
% of FP17s Relating to Free Repair or Replacements	24	3,496	0.7%	0.6%	0.7%	0.8%
% of FP17s Relating to Continuations	19	3,496	0.5%	0.9%	0.8%	0.9%
% of Patients satisfied with the dentistry they have received	2	2	N/A	92.6%	93.6%	93.3%
% of Patients satisfied with the time they had to wait for an appointment	1	2	N/A	89.8%	88.8%	88.9%

\* This is based on patients treated on this contract for their most recent course of treatment. Figures in italics indicate the base number of FP17s or Patient Questionnaire responses are less than 100. N/A is shown where the base number of responses is less than 10 during the period. % is calculated as Quantity/Base number\*100



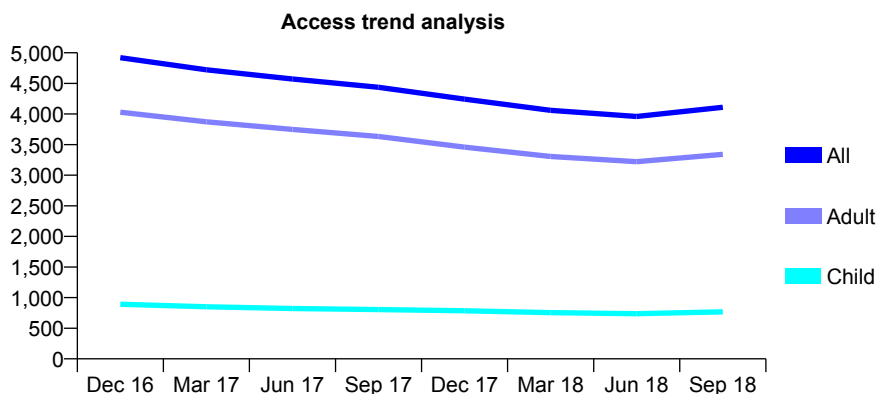
## Q70 - Vital Signs At a Glance Contract Report for 920533/0002 - September 2018

Name or company name	The Clock Dental Practice
Contract type name	GDS Contract
Purpose of contract	General
Contract start date	01/04/2006
Contract end date	

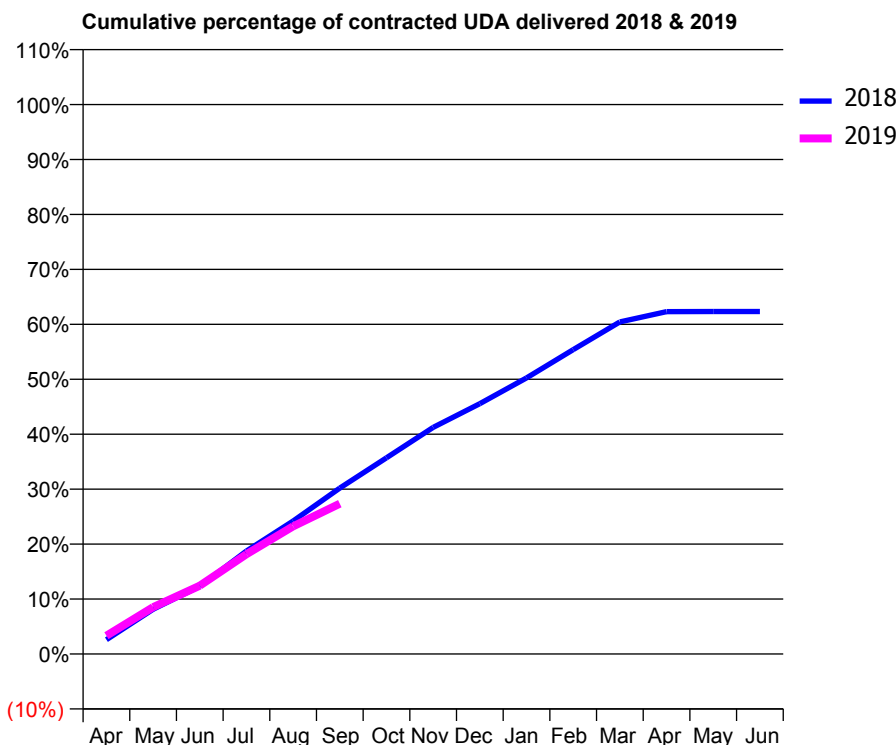
18/19 Contracted general activity (UDA)	22,669
Carry forward general activity (UDA)	0
18/19 Contracted orthodontic activity (UOA)	0
Carry forward orthodontic activity (UOA)	0
Baseline contract value	£510,091.81

### ACCESS\*

Patients seen in 24 months	Total	Change since previous quarter
Quarter ending September 2017	4,437	
Quarter ending December 2017	4,244	↓
Quarter ending March 2018	4,060	↓
Quarter ending June 2018	3,959	↓
Quarter ending September 2018	4,110	↑
<b>Variance since September 2017</b>	<b>(7.4%)</b>	<b>↓</b>



### ACTIVITY



Month	Adjusted Scheduled Activity (UDA)	
	2018	2019
April	591	756
May	1,848	1,933
June	2,799	2,817
July	4,251	4,115
August	5,486	5,266
September	6,845	6,200
October	8,096	
November	9,350	
December	10,330	
January	11,390	
February	12,556	
March	13,698	
April	14,124	
May	14,127	
June	14,127	

### QUALITY

	Quantity	Base Number	Contract	AT	Region	England
% of FP17s for the same patient ID Re-attending within 3 months - Children	40	631	6.3%	9.6%	11.1%	11.6%
% of FP17s for the same patient ID Re-attending within 3 months - Adults	458	2,927	15.6%	13.9%	15.3%	15.5%
% of FP17s for the same patient ID Re-attending between 3 & 9 months - Children	444	631	70.4%	61.8%	61.1%	58.8%
% of FP17s for the same patient ID Re-attending between 3 & 9 months - Adults	1,990	2,927	68.0%	53.1%	52.3%	51.1%
% of FP17s for Band 1 Urgent Courses	237	3,364	7.0%	9.9%	9.5%	9.0%
% of FP17s Relating to Free Repair or Replacements	51	3,364	1.5%	0.6%	0.7%	0.8%
% of FP17s Relating to Continuations	55	3,364	1.6%	0.9%	0.8%	0.9%
% of Patients satisfied with the dentistry they have received	2	2	N/A	92.6%	93.6%	93.3%
% of Patients satisfied with the time they had to wait for an appointment	2	2	N/A	89.8%	88.8%	88.9%

\* This is based on patients treated on this contract for their most recent course of treatment. Figures in italics indicate the base number of FP17s or Patient Questionnaire responses are less than 100. N/A is shown where the base number of responses is less than 10 during the period. % is calculated as Quantity/Base number\*100

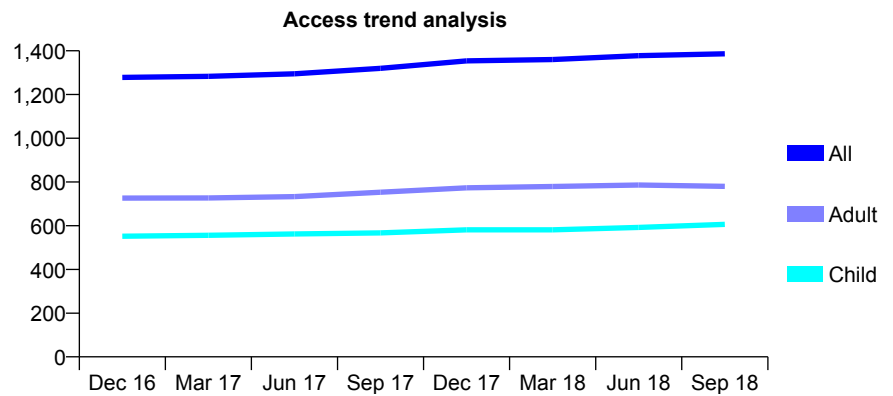
## Q70 - Vital Signs At a Glance Contract Report for 921874/0001 - September 2018

Name or company name	MRS K HARINDRA
Contract type name	GDS Contract
Purpose of contract	General
Contract start date	01/04/2006
Contract end date	

18/19 Contracted general activity (UDA)	3,860
Carry forward general activity (UDA)	0
18/19 Contracted orthodontic activity (UOA)	0
Carry forward orthodontic activity (UOA)	0
Baseline contract value	£102,950.72

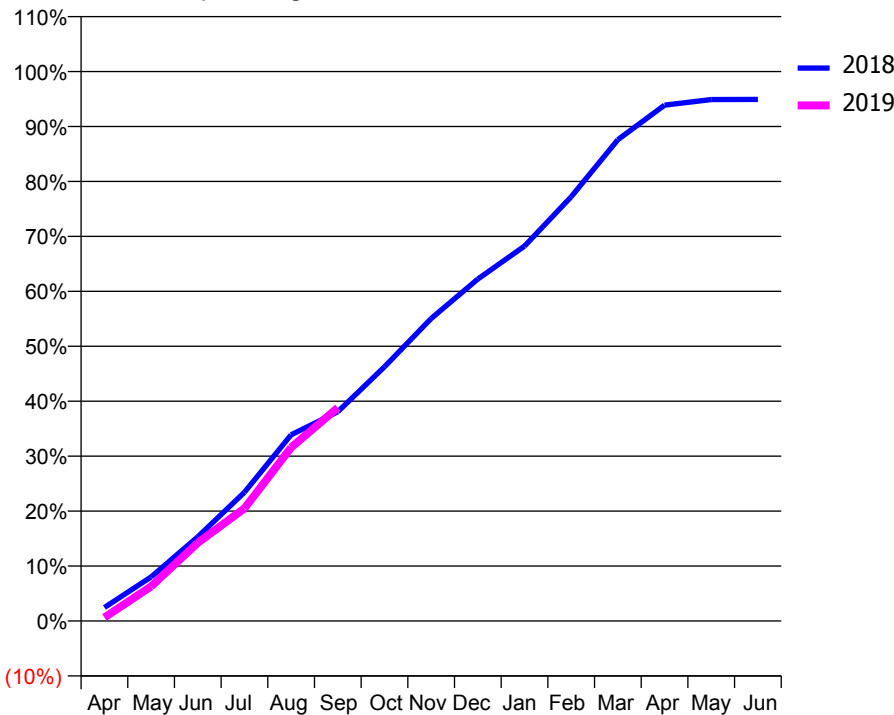
### ACCESS\*

Patients seen in 24 months	Total	Change since previous quarter
Quarter ending September 2017	1,320	
Quarter ending December 2017	1,354	↑
Quarter ending March 2018	1,360	→
Quarter ending June 2018	1,378	→
Quarter ending September 2018	1,386	→
<b>Variance since September 2017</b>	<b>5.0%</b>	<b>↑</b>



### ACTIVITY

Cumulative percentage of contracted UDA delivered 2018 & 2019



Month	Adjusted Scheduled Activity (UDA)	
	2018	2019
April	95	25
May	310	243
June	592	549
July	905	791
August	1,308	1,219
September	1,470	1,498
October	1,786	
November	2,125	
December	2,402	
January	2,634	
February	2,980	
March	3,381	
April	3,624	
May	3,663	
June	3,664	

### QUALITY

	Quantity	Base Number	Contract	AT	Region	England
% of FP17s for the same patient ID Re-attending within 3 months - Children	35	503	7.0%	9.6%	11.1%	11.6%
% of FP17s for the same patient ID Re-attending within 3 months - Adults	83	570	14.6%	13.9%	15.3%	15.5%
% of FP17s for the same patient ID Re-attending between 3 & 9 months - Children	338	503	67.2%	61.8%	61.1%	58.8%
% of FP17s for the same patient ID Re-attending between 3 & 9 months - Adults	366	570	64.2%	53.1%	52.3%	51.1%
% of FP17s for Band 1 Urgent Courses	56	924	6.1%	9.9%	9.5%	9.0%
% of FP17s Relating to Free Repair or Replacements	0	924	0.0%	0.6%	0.7%	0.8%
% of FP17s Relating to Continuations	1	924	0.1%	0.9%	0.8%	0.9%
% of Patients satisfied with the dentistry they have received	1	1	N/A	92.6%	93.6%	93.3%
% of Patients satisfied with the time they had to wait for an appointment	1	1	N/A	89.8%	88.8%	88.9%

\* This is based on patients treated on this contract for their most recent course of treatment. Figures in italics indicate the base number of FP17s or Patient Questionnaire responses are less than 100. N/A is shown where the base number of responses is less than 10 during the period. % is calculated as Quantity/Base number\*100

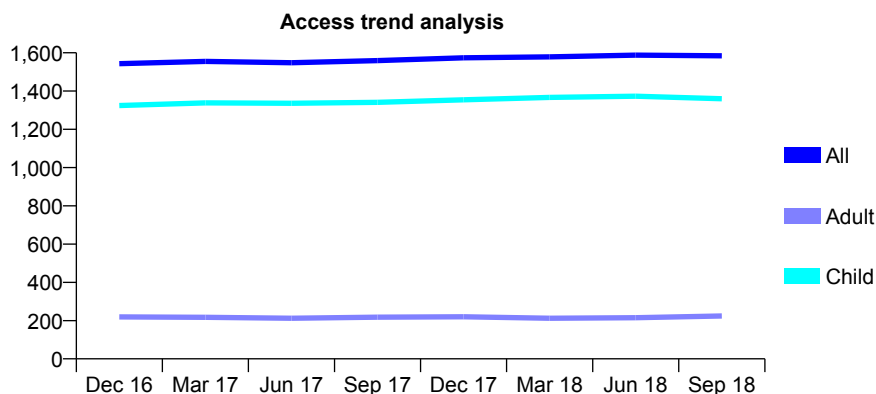
## Q70 - Vital Signs At a Glance Contract Report for 923125/0001 - September 2018

Name or company name	Whiteley Dental Practice
Contract type name	GDS Contract
Purpose of contract	General
Contract start date	01/04/2006
Contract end date	

18/19 Contracted general activity (UDA)	3,133
Carry forward general activity (UDA)	63
18/19 Contracted orthodontic activity (UOA)	0
Carry forward orthodontic activity (UOA)	0
Baseline contract value	£64,697.90

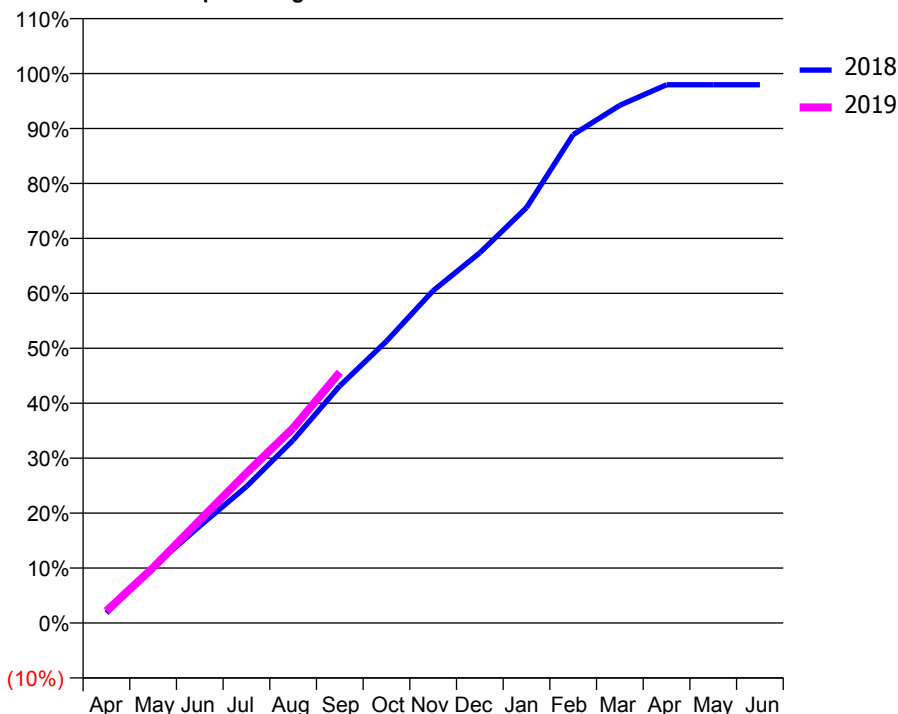
### ACCESS\*

Patients seen in 24 months	Total	Change since previous quarter
Quarter ending September 2017	1,559	
Quarter ending December 2017	1,574	→
Quarter ending March 2018	1,579	→
Quarter ending June 2018	1,588	→
Quarter ending September 2018	1,584	→
<b>Variance since September 2017</b>	<b>1.6%</b>	<b>→</b>



### ACTIVITY

Cumulative percentage of contracted UDA delivered 2018 & 2019



Month	Adjusted Scheduled Activity (UDA)	
	2018	2019
April	58	69
May	320	316
June	553	586
July	778	855
August	1,043	1,112
September	1,352	1,430
October	1,607	
November	1,895	
December	2,111	
January	2,369	
February	2,784	
March	2,952	
April	3,069	
May	3,069	
June	3,069	

### QUALITY

	Quantity	Base Number	Contract	AT	Region	England
% of FP17s for the same patient ID Re-attending within 3 months - Children	61	1,179	5.2%	9.6%	11.1%	11.6%
% of FP17s for the same patient ID Re-attending within 3 months - Adults	0	57	0.0%	13.9%	15.3%	15.5%
% of FP17s for the same patient ID Re-attending between 3 & 9 months - Children	818	1,179	69.4%	61.8%	61.1%	58.8%
% of FP17s for the same patient ID Re-attending between 3 & 9 months - Adults	50	57	87.7%	53.1%	52.3%	51.1%
% of FP17s for Band 1 Urgent Courses	40	1,182	3.4%	9.9%	9.5%	9.0%
% of FP17s Relating to Free Repair or Replacements	0	1,182	0.0%	0.6%	0.7%	0.8%
% of FP17s Relating to Continuations	7	1,182	0.6%	0.9%	0.8%	0.9%
% of Patients satisfied with the dentistry they have received	0	0	N/A	92.6%	93.6%	93.3%
% of Patients satisfied with the time they had to wait for an appointment	0	0	N/A	89.8%	88.8%	88.9%

\* This is based on patients treated on this contract for their most recent course of treatment. Figures in italics indicate the base number of FP17s or Patient Questionnaire responses are less than 100. N/A is shown where the base number of responses is less than 10 during the period. % is calculated as Quantity/Base number\*100

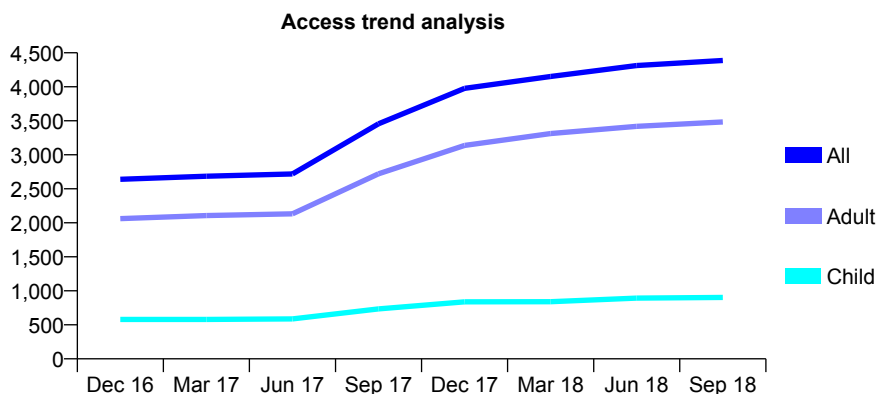
## Q70 - Vital Signs At a Glance Contract Report for 926256/0001 - September 2018

Name or company name	Brighton Hill Dental Practice Partnership
Contract type name	GDS Contract
Purpose of contract	General
Contract start date	01/04/2006
Contract end date	

18/19 Contracted general activity (UDA)	15,631
Carry forward general activity (UDA)	0
18/19 Contracted orthodontic activity (UOA)	0
Carry forward orthodontic activity (UOA)	0
Baseline contract value	£499,639.18

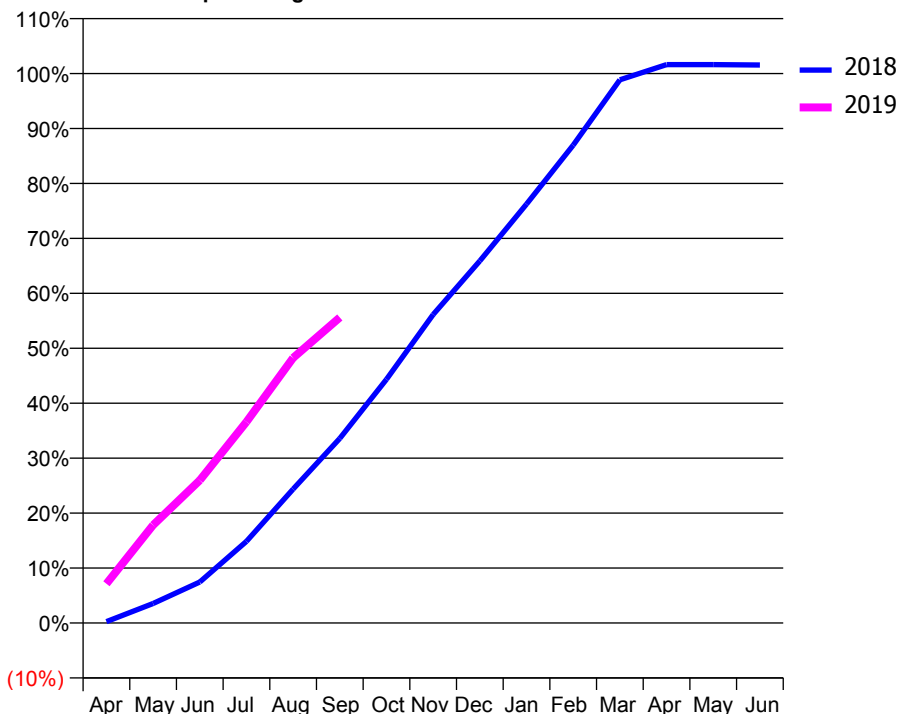
### ACCESS\*

Patients seen in 24 months	Total	Change since previous quarter
Quarter ending September 2017	3,455	
Quarter ending December 2017	3,977	↑
Quarter ending March 2018	4,152	↑
Quarter ending June 2018	4,312	↑
Quarter ending September 2018	4,387	→
<b>Variance since September 2017</b>	<b>27.0%</b>	<b>↑</b>



### ACTIVITY

**Cumulative percentage of contracted UDA delivered 2018 & 2019**



Month	Adjusted Scheduled Activity (UDA)	
	2018	2019
April	36	1,116
May	514	2,786
June	1,080	4,061
July	2,153	5,721
August	3,530	7,543
September	4,867	8,692
October	6,425	
November	8,134	
December	9,548	
January	11,043	
February	12,600	
March	14,321	
April	14,723	
May	14,723	
June	14,711	

### QUALITY

	Quantity	Base Number	Contract	AT	Region	England
% of FP17s for the same patient ID Re-attending within 3 months - Children	31	792	3.9%	9.6%	11.1%	11.6%
% of FP17s for the same patient ID Re-attending within 3 months - Adults	291	2,806	10.4%	13.9%	15.3%	15.5%
% of FP17s for the same patient ID Re-attending between 3 & 9 months - Children	525	792	66.3%	61.8%	61.1%	58.8%
% of FP17s for the same patient ID Re-attending between 3 & 9 months - Adults	1,937	2,806	69.0%	53.1%	52.3%	51.1%
% of FP17s for Band 1 Urgent Courses	203	3,464	5.9%	9.9%	9.5%	9.0%
% of FP17s Relating to Free Repair or Replacements	27	3,464	0.8%	0.6%	0.7%	0.8%
% of FP17s Relating to Continuations	41	3,464	1.2%	0.9%	0.8%	0.9%
% of Patients satisfied with the dentistry they have received	6	6	N/A	92.6%	93.6%	93.3%
% of Patients satisfied with the time they had to wait for an appointment	6	6	N/A	89.8%	88.8%	88.9%

\* This is based on patients treated on this contract for their most recent course of treatment. Figures in italics indicate the base number of FP17s or Patient Questionnaire responses are less than 100. N/A is shown where the base number of responses is less than 10 during the period. % is calculated as Quantity/Base number\*100

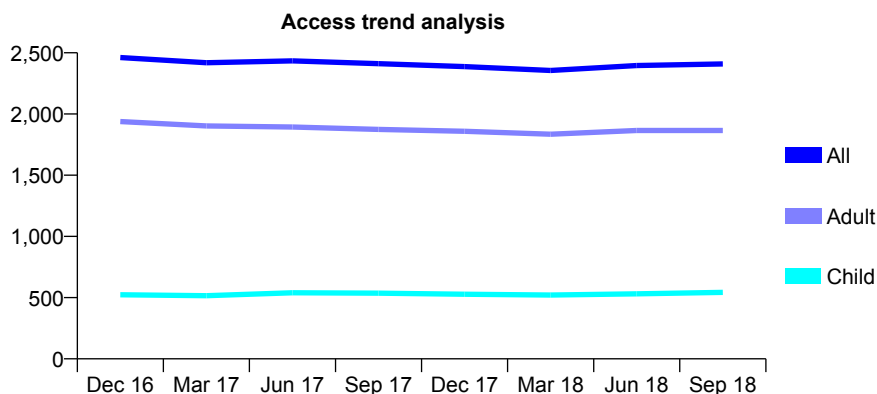
## Q70 - Vital Signs At a Glance Contract Report for 933198/0001 - September 2018

Name or company name	MR H FOROUZANFAR
Contract type name	GDS Contract
Purpose of contract	General
Contract start date	01/10/2006
Contract end date	

18/19 Contracted general activity (UDA)	8,329
Carry forward general activity (UDA)	0
18/19 Contracted orthodontic activity (UOA)	0
Carry forward orthodontic activity (UOA)	0
Baseline contract value	£240,892.80

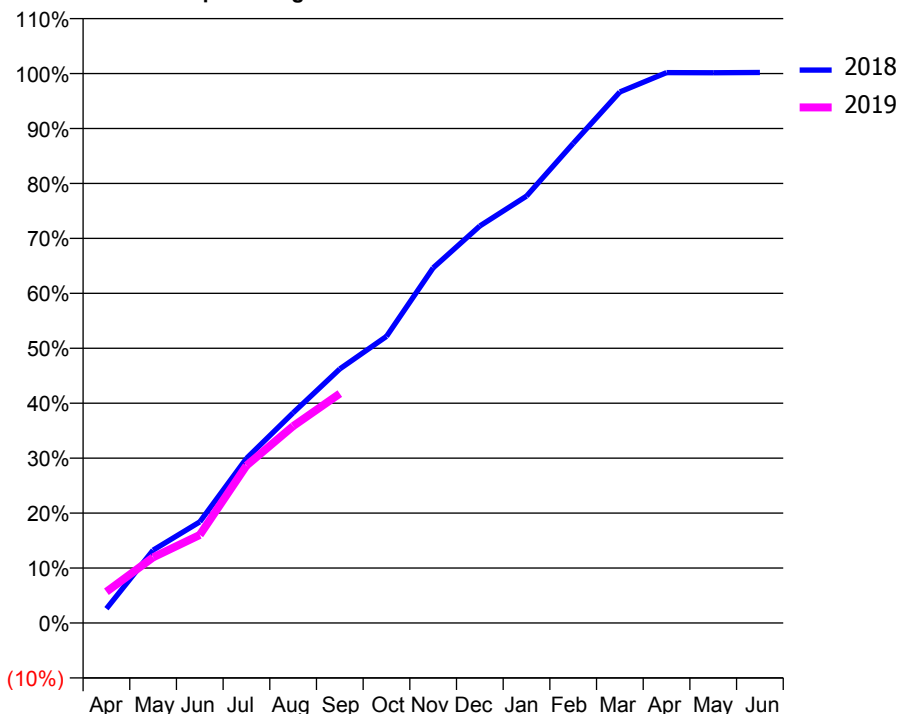
### ACCESS\*

Patients seen in 24 months	Total	Change since previous quarter
Quarter ending September 2017	2,411	
Quarter ending December 2017	2,387	→
Quarter ending March 2018	2,356	↓
Quarter ending June 2018	2,396	→
Quarter ending September 2018	2,409	→
<b>Variance since September 2017</b>	<b>(0.1%)</b>	<b>→</b>



### ACTIVITY

Cumulative percentage of contracted UDA delivered 2018 & 2019



Month	Adjusted Scheduled Activity (UDA)	
	2018	2019
April	217	473
May	1,104	996
June	1,534	1,336
July	2,495	2,386
August	3,187	2,985
September	3,851	3,477
October	4,344	
November	5,384	
December	6,018	
January	6,470	
February	7,269	
March	8,049	
April	8,343	
May	8,340	
June	8,345	

### QUALITY

	Quantity	Base Number	Contract	AT	Region	England
% of FP17s for the same patient ID Re-attending within 3 months - Children	19	389	4.9%	9.6%	11.1%	11.6%
% of FP17s for the same patient ID Re-attending within 3 months - Adults	216	1,346	16.0%	13.9%	15.3%	15.5%
% of FP17s for the same patient ID Re-attending between 3 & 9 months - Children	239	389	61.4%	61.8%	61.1%	58.8%
% of FP17s for the same patient ID Re-attending between 3 & 9 months - Adults	715	1,346	53.1%	53.1%	52.3%	51.1%
% of FP17s for Band 1 Urgent Courses	150	1,592	9.4%	9.9%	9.5%	9.0%
% of FP17s Relating to Free Repair or Replacements	15	1,592	0.9%	0.6%	0.7%	0.8%
% of FP17s Relating to Continuations	0	1,592	0.0%	0.9%	0.8%	0.9%
% of Patients satisfied with the dentistry they have received	2	2	N/A	92.6%	93.6%	93.3%
% of Patients satisfied with the time they had to wait for an appointment	2	2	N/A	89.8%	88.8%	88.9%

\* This is based on patients treated on this contract for their most recent course of treatment. Figures in italics indicate the base number of FP17s or Patient Questionnaire responses are less than 100. N/A is shown where the base number of responses is less than 10 during the period. % is calculated as Quantity/Base number\*100

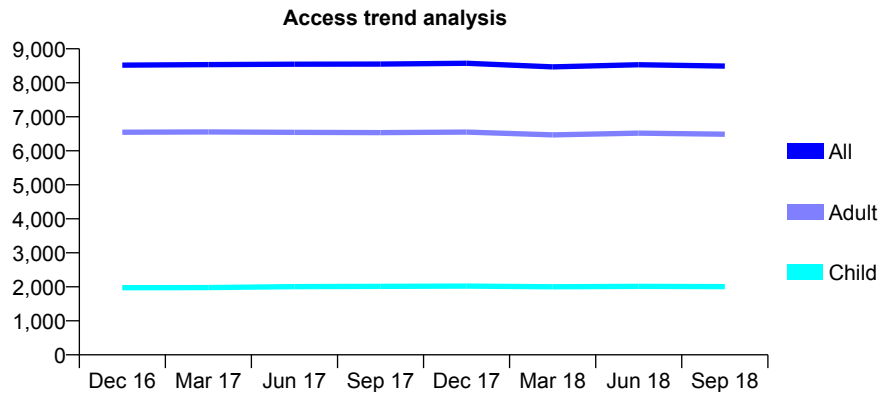
## Q70 - Vital Signs At a Glance Contract Report for 936693/0001 - September 2018

Name or company name	MR MM MANSOURIAN
Contract type name	GDS Contract
Purpose of contract	General
Contract start date	01/04/2006
Contract end date	

18/19 Contracted general activity (UDA)	24,661
Carry forward general activity (UDA)	0
18/19 Contracted orthodontic activity (UOA)	0
Carry forward orthodontic activity (UOA)	0
Baseline contract value	£695,458.41

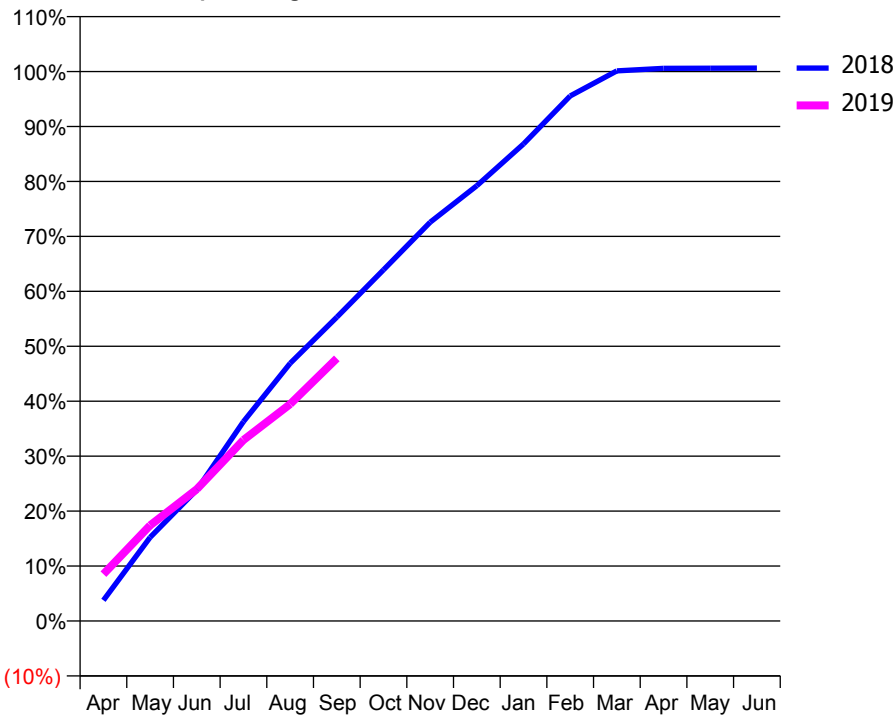
### ACCESS\*

Patients seen in 24 months	Total	Change since previous quarter
Quarter ending September 2017	8,552	
Quarter ending December 2017	8,573	→
Quarter ending March 2018	8,468	↓
Quarter ending June 2018	8,533	→
Quarter ending September 2018	8,491	→
<b>Variance since September 2017</b>	<b>(0.7%)</b>	→



### ACTIVITY

Cumulative percentage of contracted UDA delivered 2018 & 2019



Month	Adjusted Scheduled Activity (UDA)	
	2018	2019
April	933	2,103
May	3,756	4,293
June	5,884	5,918
July	8,950	8,126
August	11,564	9,732
September	13,638	11,784
October	15,760	
November	17,898	
December	19,534	
January	21,408	
February	23,561	
March	24,687	
April	24,806	
May	24,812	
June	24,815	

### QUALITY

	Quantity	Base Number	Contract	AT	Region	England
% of FP17s for the same patient ID Re-attending within 3 months - Children	104	1,745	6.0%	9.6%	11.1%	11.6%
% of FP17s for the same patient ID Re-attending within 3 months - Adults	612	5,240	11.7%	13.9%	15.3%	15.5%
% of FP17s for the same patient ID Re-attending between 3 & 9 months - Children	1,140	1,745	65.3%	61.8%	61.1%	58.8%
% of FP17s for the same patient ID Re-attending between 3 & 9 months - Adults	3,361	5,240	64.1%	53.1%	52.3%	51.1%
% of FP17s for Band 1 Urgent Courses	415	6,808	6.1%	9.9%	9.5%	9.0%
% of FP17s Relating to Free Repair or Replacements	13	6,808	0.2%	0.6%	0.7%	0.8%
% of FP17s Relating to Continuations	34	6,808	0.5%	0.9%	0.8%	0.9%
% of Patients satisfied with the dentistry they have received	6	7	N/A	92.6%	93.6%	93.3%
% of Patients satisfied with the time they had to wait for an appointment	6	7	N/A	89.8%	88.8%	88.9%

\* This is based on patients treated on this contract for their most recent course of treatment. Figures in italics indicate the base number of FP17s or Patient Questionnaire responses are less than 100. N/A is shown where the base number of responses is less than 10 during the period. % is calculated as Quantity/Base number\*100

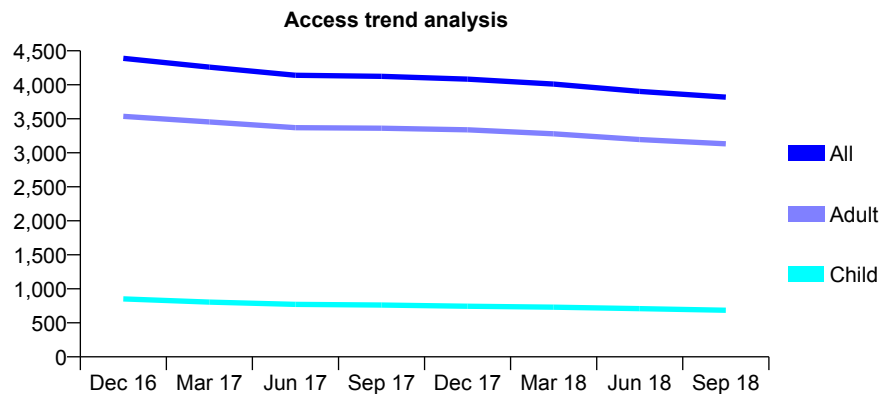
## Q70 - Vital Signs At a Glance Contract Report for 939900/0002 - September 2018

Name or company name	MRS KM ROWLAND
Contract type name	GDS Contract
Purpose of contract	General
Contract start date	01/01/2008
Contract end date	

18/19 Contracted general activity (UDA)	16,074
Carry forward general activity (UDA)	0
18/19 Contracted orthodontic activity (UOA)	0
Carry forward orthodontic activity (UOA)	0
Baseline contract value	£353,550.51

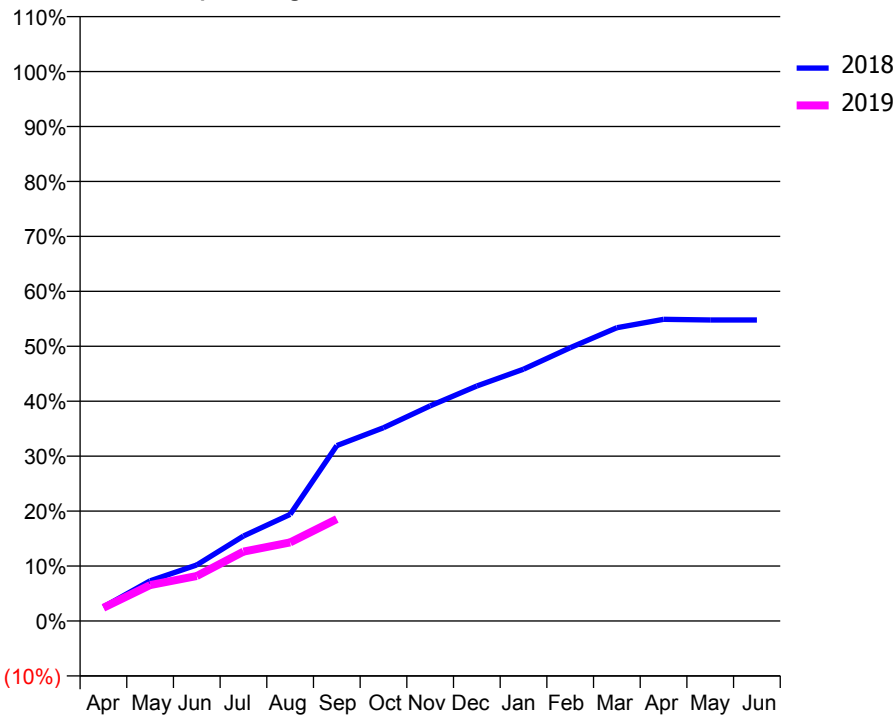
### ACCESS\*

Patients seen in 24 months	Total	Change since previous quarter
Quarter ending September 2017	4,124	
Quarter ending December 2017	4,083	→
Quarter ending March 2018	4,010	↓
Quarter ending June 2018	3,903	↓
Quarter ending September 2018	3,819	↓
<b>Variance since September 2017</b>	<b>(7.4%)</b>	<b>↓</b>



### ACTIVITY

Cumulative percentage of contracted UDA delivered 2018 & 2019



Month	Adjusted Scheduled Activity (UDA)	
	2018	2019
April	412	388
May	1,176	1,050
June	1,640	1,318
July	2,487	2,029
August	3,120	2,298
September	5,133	2,983
October	5,655	
November	6,295	
December	6,876	
January	7,365	
February	7,993	
March	8,579	
April	8,824	
May	8,804	
June	8,804	

### QUALITY

	Quantity	Base Number	Contract	AT	Region	England
% of FP17s for the same patient ID Re-attending within 3 months - Children	14	396	3.5%	9.6%	11.1%	11.6%
% of FP17s for the same patient ID Re-attending within 3 months - Adults	101	1,617	6.2%	13.9%	15.3%	15.5%
% of FP17s for the same patient ID Re-attending between 3 & 9 months - Children	254	396	64.1%	61.8%	61.1%	58.8%
% of FP17s for the same patient ID Re-attending between 3 & 9 months - Adults	860	1,617	53.2%	53.1%	52.3%	51.1%
% of FP17s for Band 1 Urgent Courses	108	1,851	5.8%	9.9%	9.5%	9.0%
% of FP17s Relating to Free Repair or Replacements	12	1,851	0.6%	0.6%	0.7%	0.8%
% of FP17s Relating to Continuations	1	1,851	0.1%	0.9%	0.8%	0.9%
% of Patients satisfied with the dentistry they have received	2	3	N/A	92.6%	93.6%	93.3%
% of Patients satisfied with the time they had to wait for an appointment	2	3	N/A	89.8%	88.8%	88.9%

\* This is based on patients treated on this contract for their most recent course of treatment. Figures in italics indicate the base number of FP17s or Patient Questionnaire responses are less than 100. N/A is shown where the base number of responses is less than 10 during the period. % is calculated as Quantity/Base number\*100



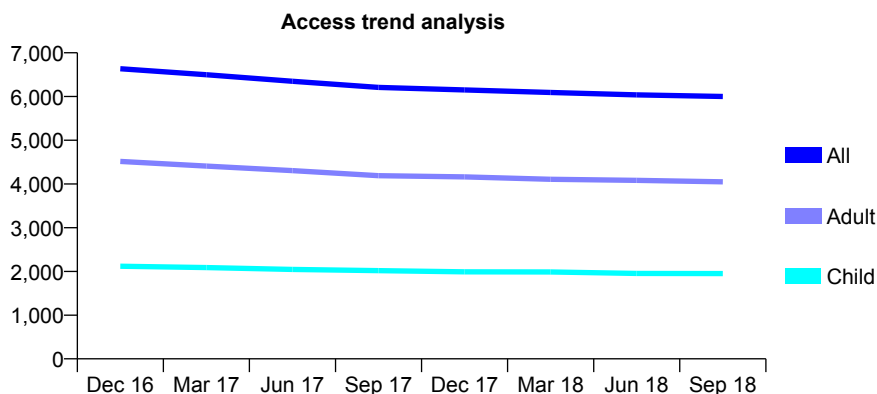
## Q70 - Vital Signs At a Glance Contract Report for 942316/0001 - September 2018

Name or company name	MS A SINGH
Contract type name	GDS Contract
Purpose of contract	General
Contract start date	01/04/2006
Contract end date	

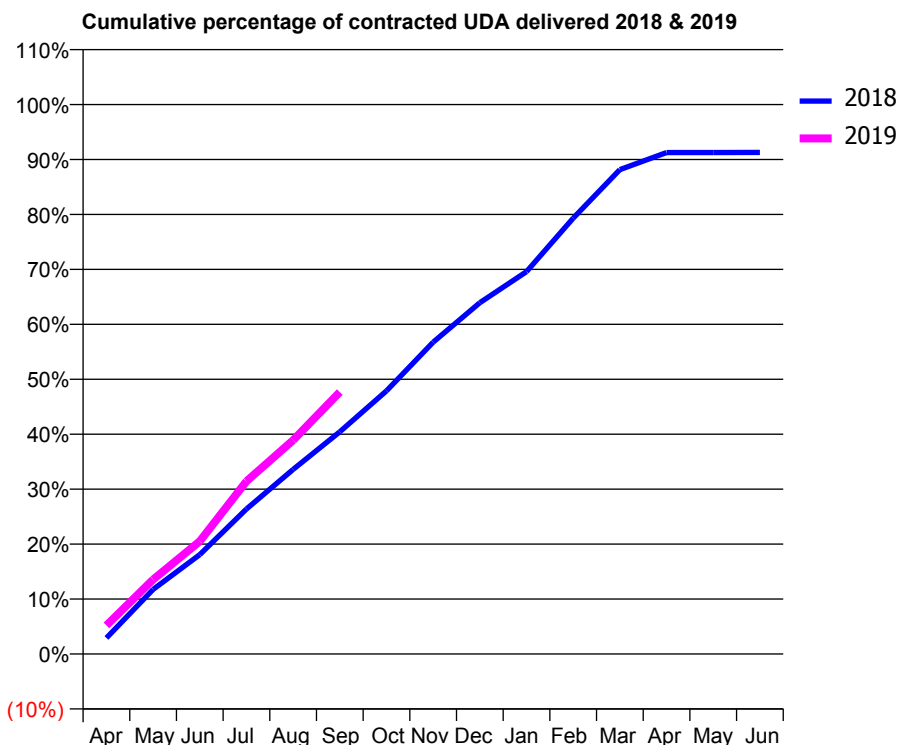
18/19 Contracted general activity (UDA)	14,243
Carry forward general activity (UDA)	0
18/19 Contracted orthodontic activity (UOA)	0
Carry forward orthodontic activity (UOA)	0
Baseline contract value	£425,657.86

### ACCESS\*

Patients seen in 24 months	Total	Change since previous quarter
Quarter ending September 2017	6,209	
Quarter ending December 2017	6,151	→
Quarter ending March 2018	6,093	→
Quarter ending June 2018	6,039	→
Quarter ending September 2018	6,000	→
<b>Variance since September 2017</b>	<b>(3.4%)</b>	<b>↓</b>



### ACTIVITY



Month	Adjusted Scheduled Activity (UDA)	
	2018	2019
April	416	741
May	1,674	1,929
June	2,577	2,923
July	3,758	4,479
August	4,784	5,542
September	5,759	6,790
October	6,821	
November	8,084	
December	9,107	
January	9,912	
February	11,296	
March	12,557	
April	12,996	
May	12,997	
June	13,002	

### QUALITY

	Quantity	Base Number	Contract	AT	Region	England
% of FP17s for the same patient ID Re-attending within 3 months - Children	70	1,641	4.3%	9.6%	11.1%	11.6%
% of FP17s for the same patient ID Re-attending within 3 months - Adults	213	2,641	8.1%	13.9%	15.3%	15.5%
% of FP17s for the same patient ID Re-attending between 3 & 9 months - Children	1,147	1,641	69.9%	61.8%	61.1%	58.8%
% of FP17s for the same patient ID Re-attending between 3 & 9 months - Adults	1,395	2,641	52.8%	53.1%	52.3%	51.1%
% of FP17s for Band 1 Urgent Courses	60	4,018	1.5%	9.9%	9.5%	9.0%
% of FP17s Relating to Free Repair or Replacements	18	4,018	0.4%	0.6%	0.7%	0.8%
% of FP17s Relating to Continuations	82	4,018	2.0%	0.9%	0.8%	0.9%
% of Patients satisfied with the dentistry they have received	2	2	N/A	92.6%	93.6%	93.3%
% of Patients satisfied with the time they had to wait for an appointment	2	2	N/A	89.8%	88.8%	88.9%

\* This is based on patients treated on this contract for their most recent course of treatment. Figures in italics indicate the base number of FP17s or Patient Questionnaire responses are less than 100. N/A is shown where the base number of responses is less than 10 during the period. % is calculated as Quantity/Base number\*100

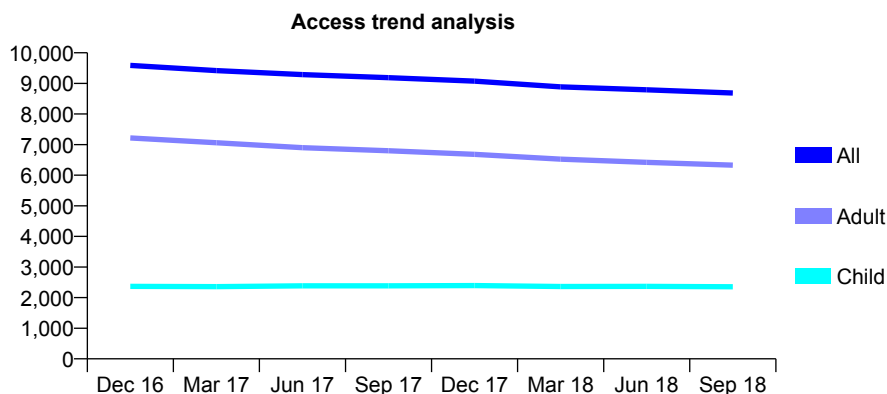
## Q70 - Vital Signs At a Glance Contract Report for 942316/0003 - September 2018

Name or company name	MS A SINGH
Contract type name	GDS Contract
Purpose of contract	General
Contract start date	08/08/2011
Contract end date	

18/19 Contracted general activity (UDA)	27,500
Carry forward general activity (UDA)	0
18/19 Contracted orthodontic activity (UOA)	0
Carry forward orthodontic activity (UOA)	0
Baseline contract value	£720,705.61

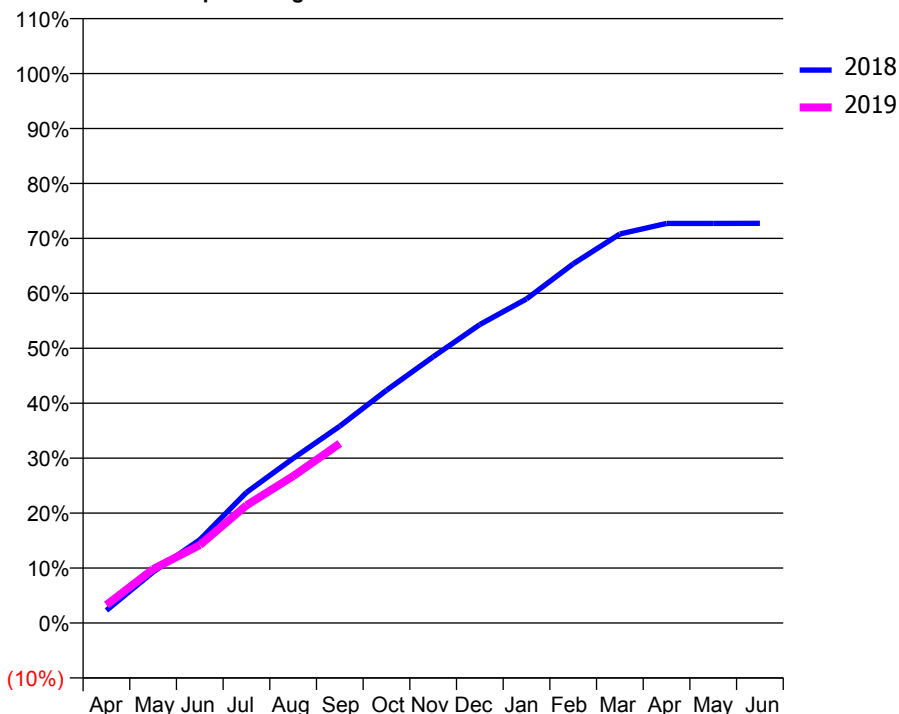
### ACCESS\*

Patients seen in 24 months	Total	Change since previous quarter
Quarter ending September 2017	9,187	
Quarter ending December 2017	9,076	↓
Quarter ending March 2018	8,886	↓
Quarter ending June 2018	8,791	↓
Quarter ending September 2018	8,686	↓
<b>Variance since September 2017</b>	<b>(5.5%)</b>	<b>↓</b>



### ACTIVITY

Cumulative percentage of contracted UDA delivered 2018 & 2019



Adjusted Scheduled Activity (UDA)

Month	2018	2019
April	690	902
May	2,781	2,696
June	4,548	3,898
July	7,131	5,889
August	8,990	7,353
September	10,751	8,984
October	12,704	
November	14,535	
December	16,294	
January	17,692	
February	19,608	
March	21,237	
April	21,815	
May	21,817	
June	21,820	

### QUALITY

	Quantity	Base Number	Contract	AT	Region	England
% of FP17s for the same patient ID Re-attending within 3 months - Children	91	1,843	4.9%	9.6%	11.1%	11.6%
% of FP17s for the same patient ID Re-attending within 3 months - Adults	482	4,445	10.8%	13.9%	15.3%	15.5%
% of FP17s for the same patient ID Re-attending between 3 & 9 months - Children	1,219	1,843	66.1%	61.8%	61.1%	58.8%
% of FP17s for the same patient ID Re-attending between 3 & 9 months - Adults	2,986	4,445	67.2%	53.1%	52.3%	51.1%
% of FP17s for Band 1 Urgent Courses	558	5,941	9.4%	9.9%	9.5%	9.0%
% of FP17s Relating to Free Repair or Replacements	24	5,941	0.4%	0.6%	0.7%	0.8%
% of FP17s Relating to Continuations	14	5,941	0.2%	0.9%	0.8%	0.9%
% of Patients satisfied with the dentistry they have received	6	7	N/A	92.6%	93.6%	93.3%
% of Patients satisfied with the time they had to wait for an appointment	7	7	N/A	89.8%	88.8%	88.9%

\* This is based on patients treated on this contract for their most recent course of treatment. Figures in italics indicate the base number of FP17s or Patient Questionnaire responses are less than 100. N/A is shown where the base number of responses is less than 10 during the period. % is calculated as Quantity/Base number\*100

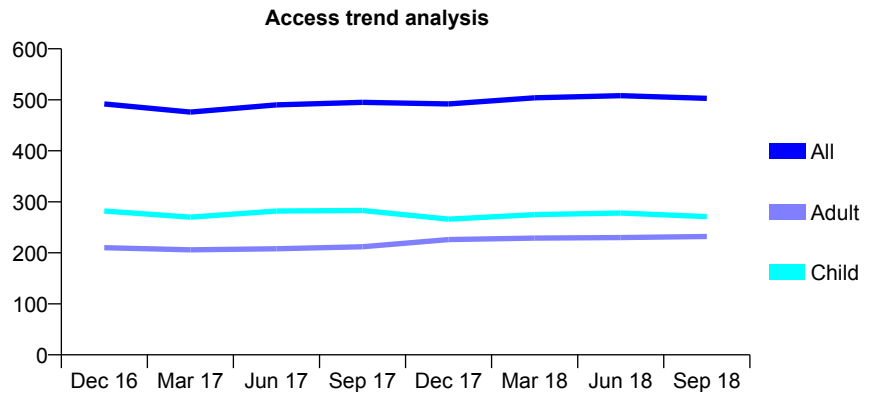
## Q70 - Vital Signs At a Glance Contract Report for 944203/0001 - September 2018

Name or company name	MISS G AZIZI
Contract type name	GDS Contract
Purpose of contract	General
Contract start date	01/04/2006
Contract end date	

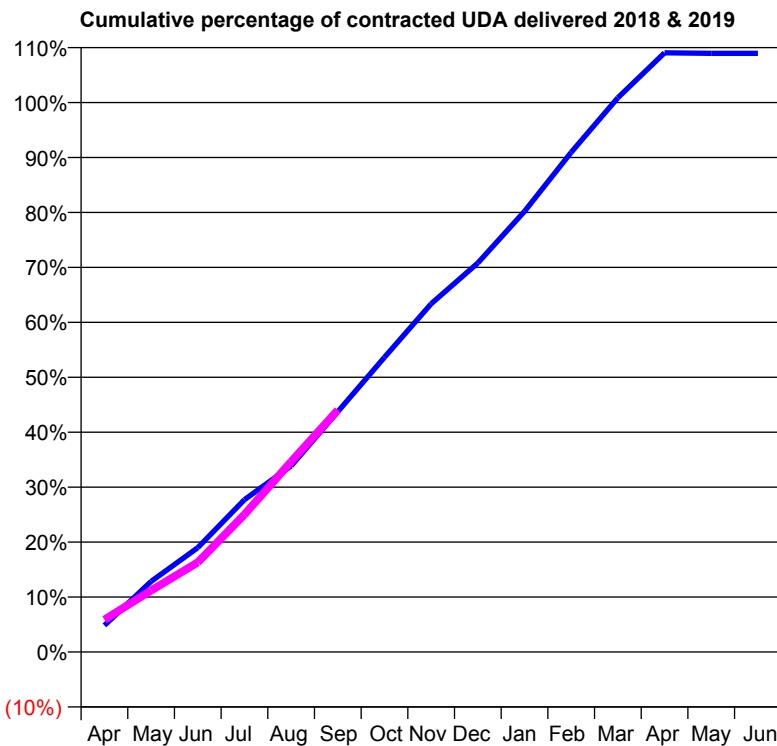
18/19 Contracted general activity (UDA)	1,094
Carry forward general activity (UDA)	0
18/19 Contracted orthodontic activity (UOA)	0
Carry forward orthodontic activity (UOA)	0
Baseline contract value	£27,054.93

### ACCESS\*

Patients seen in 24 months	Total	Change since previous quarter
Quarter ending September 2017	495	
Quarter ending December 2017	492	→
Quarter ending March 2018	504	↑
Quarter ending June 2018	508	→
Quarter ending September 2018	503	→
<b>Variance since September 2017</b>	<b>1.6%</b>	<b>→</b>



### ACTIVITY



Adjusted Scheduled Activity (UDA)		
Month	2018	2019
April	53	64
May	141	122
June	208	179
July	303	274
August	371	379
September	478	482
October	587	
November	693	
December	775	
January	877	
February	995	
March	1,104	
April	1,193	
May	1,192	
June	1,192	

### QUALITY

	Quantity	Base Number	Contract	AT	Region	England
% of FP17s for the same patient ID Re-attending within 3 months - Children	19	255	7.5%	9.6%	11.1%	11.6%
% of FP17s for the same patient ID Re-attending within 3 months - Adults	9	159	5.7%	13.9%	15.3%	15.5%
% of FP17s for the same patient ID Re-attending between 3 & 9 months - Children	145	255	56.9%	61.8%	61.1%	58.8%
% of FP17s for the same patient ID Re-attending between 3 & 9 months - Adults	87	159	54.7%	53.1%	52.3%	51.1%
% of FP17s for Band 1 Urgent Courses	24	349	6.9%	9.9%	9.5%	9.0%
% of FP17s Relating to Free Repair or Replacements	0	349	0.0%	0.6%	0.7%	0.8%
% of FP17s Relating to Continuations	0	349	0.0%	0.9%	0.8%	0.9%
% of Patients satisfied with the dentistry they have received	1	1	N/A	92.6%	93.6%	93.3%
% of Patients satisfied with the time they had to wait for an appointment	1	1	N/A	89.8%	88.8%	88.9%

\* This is based on patients treated on this contract for their most recent course of treatment. Figures in italics indicate the base number of FP17s or Patient Questionnaire responses are less than 100. N/A is shown where the base number of responses is less than 10 during the period. % is calculated as Quantity/Base number\*100

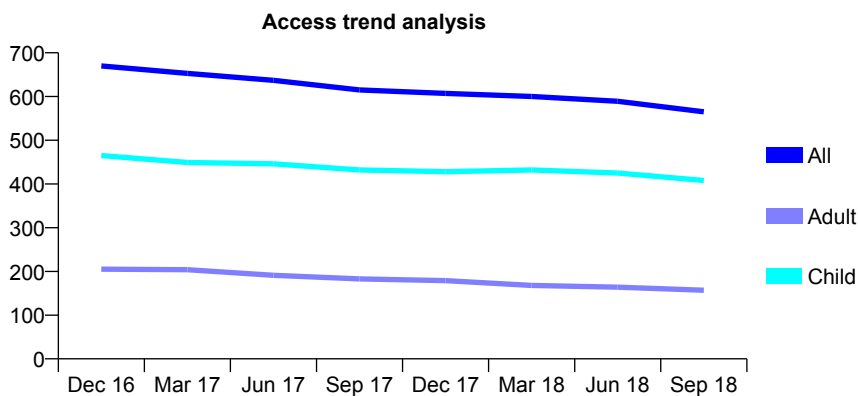
## Q70 - Vital Signs At a Glance Contract Report for 952877/0001 - September 2018

Name or company name	Moorlands Road Dental Practice
Contract type name	GDS Contract
Purpose of contract	General and Orthodontic
Contract start date	01/04/2006
Contract end date	

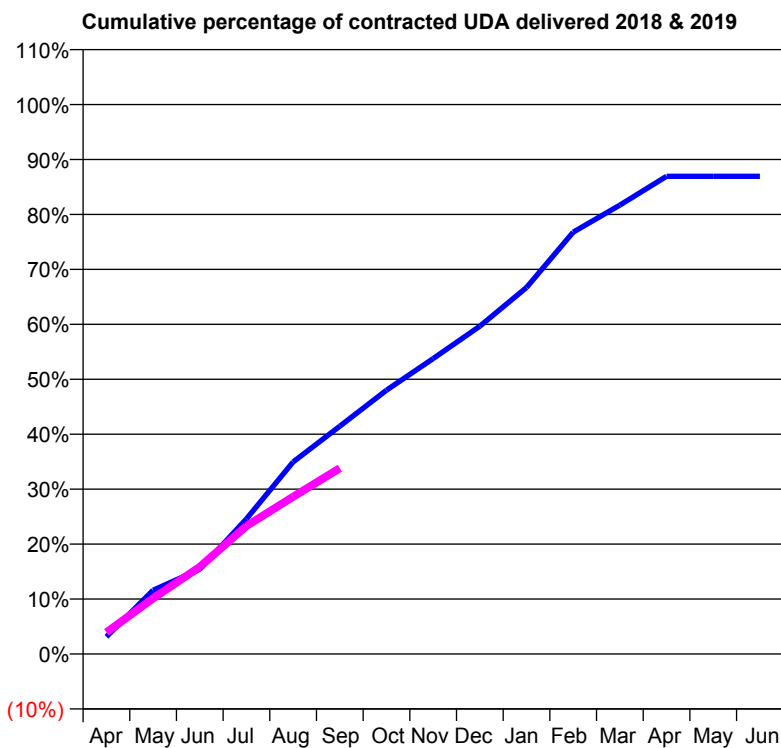
18/19 Contracted general activity (UDA)	1,450
Carry forward general activity (UDA)	0
18/19 Contracted orthodontic activity (UOA)	0
Carry forward orthodontic activity (UOA)	0
Baseline contract value	£34,191.60

### ACCESS\*

Patients seen in 24 months	Total	Change since previous quarter
Quarter ending September 2017	615	
Quarter ending December 2017	607	↓
Quarter ending March 2018	600	↓
Quarter ending June 2018	589	↓
Quarter ending September 2018	565	↓
<b>Variance since September 2017</b>	<b>(8.1%)</b>	<b>↓</b>



### ACTIVITY



Month	Adjusted Scheduled Activity (UDA)	
	2018	2019
April	45	57
May	168	147
June	224	230
July	357	338
August	507	415
September	601	490
October	696	
November	779	
December	865	
January	967	
February	1,113	
March	1,184	
April	1,261	
May	1,261	
June	1,261	

### QUALITY

	Quantity	Base Number	Contract	AT	Region	England
% of FP17s for the same patient ID Re-attending within 3 months - Children	22	343	6.4%	9.6%	11.1%	11.6%
% of FP17s for the same patient ID Re-attending within 3 months - Adults	9	76	11.8%	13.9%	15.3%	15.5%
% of FP17s for the same patient ID Re-attending between 3 & 9 months - Children	262	343	76.4%	61.8%	61.1%	58.8%
% of FP17s for the same patient ID Re-attending between 3 & 9 months - Adults	47	76	61.8%	53.1%	52.3%	51.1%
% of FP17s for Band 1 Urgent Courses	17	362	4.7%	9.9%	9.5%	9.0%
% of FP17s Relating to Free Repair or Replacements	0	362	0.0%	0.6%	0.7%	0.8%
% of FP17s Relating to Continuations	1	362	0.3%	0.9%	0.8%	0.9%
% of Patients satisfied with the dentistry they have received	0	0	N/A	92.6%	93.6%	93.3%
% of Patients satisfied with the time they had to wait for an appointment	0	0	N/A	89.8%	88.8%	88.9%

\* This is based on patients treated on this contract for their most recent course of treatment. Figures in italics indicate the base number of FP17s or Patient Questionnaire responses are less than 100. N/A is shown where the base number of responses is less than 10 during the period. % is calculated as Quantity/Base number\*100